

GOMOS Level 2 Daily Report

SUMMARY

[1. General Info](#)

[2. Summary of processed GOM_NL_2P products](#)

[3. Level 2 Quality information per product](#)

[3.1 Plot of level 2 quality information per product \(time dependant\)](#)

[3.2 Plot of level 2 quality information per product \(world map\)](#)

[4. Level 1 Quality information per product \(stored on level 2 products\)](#)

[4.1 Plot of level 1 quality information per product \(time dependant\)](#)

[4.1.1 Plot of level 1 quality information per product \(time dependant\): ASCENDING](#)

[4.1.2 Plot of level 1 quality information per product \(time dependant\): DESCENDING](#)

[4.2 Plot of level 1 quality information per product \(world map\)](#)

[4.2.1 Plot of level 1 quality information per product \(world map\): ASCENDING](#)

[4.2.2 Plot of level 1 quality information per product \(world map\): DESCENDING](#)

[5. Ozone profiles based on quality statistics and other trace gas profiles](#)

[5.1 Ozone statistics based on quality of products](#)

[5.2 Plot ozone profiles for all STD \(dark without errors\)](#)

[5.3 Plot ozone profiles where STD < 20% \(dark without errors\)](#)

[5.4. Plot ozone profiles where STD < 10% \(dark without errors\)](#)

[5.5. Plot ozone profiles where STD < 5% \(dark without errors\)](#)

[5.6 Plot NO2 profiles for all STD \(dark without errors\)](#)

[5.7 Plot NO3 profiles for all STD \(dark without errors\)](#)

[5.8 Plot H2O profiles \(only for occultations of stars 1,2,3,4,13,14,16,26,63 dark without errors\) for all STD](#)

[6. Auxiliary Data Files used for the production reported in section 2](#)

This report presents the daily analysis on parameters extracted from GOMOS level 2 data (GOM_NL__2P). It is intended to monitor some important parameters that will impact the quality of these products. A list of level 2 products (and content) that have arrived during the reporting day to the PCF is also given.

Item	Value
Time of report generation	25APR2013 21:38:19
Data source version	GOMOS/6.01
Start time of products	02-11-2008 (02NOV2008 00:00:00)
Stop time of products	03-11-2008 (03NOV2008 00:00:00)
Store outputs in DB	Yes
Nb of level 2 prods	222
Nb of prods with errors	0

2. Summary of processed GOM_NL__2P products.

Nr	Filename	UTC Start time	Limb	Duration	Star Id	Star Name	Star Mag	Star Temp	Nb Meas	Orbit	Prod. error
1	GOM_NL__2PRFIN20081102_000204_000000402073_00274_34897_8678.N1	02-NOV-2008 00:02:04	Straylight	39.500	157	The1Eri	2.9060	9300.0	79	34897	No
2	GOM_NL__2PRFIN20081102_002047_000000372073_00274_34897_8679.N1	02-NOV-2008 00:20:47	Bright	37.000	105	6Bet Ari	2.6450	8900.0	74	34897	No
3	GOM_NL__2PRFIN20081102_002451_000000372073_00274_34897_8680.N1	02-NOV-2008 00:24:51	Bright	37.000	53	43Bet And	2.0480	3300.0	74	34897	No
4	GOM_NL__2PRFIN20081102_002713_000000412073_00274_34897_8681.N1	02-NOV-2008 00:27:13	Bright	40.500	73	57Gam1And	2.2600	13100.	81	34897	No
5	GOM_NL__2PRFIN20081102_003045_000000362073_00274_34897_8682.N1	02-NOV-2008 00:30:45	Bright	35.500	68	18Alp Cas	2.2250	4500.0	71	34897	No
6	GOM_NL__2PRFIN20081102_003155_000000362073_00274_34897_8683.N1	02-NOV-2008 00:31:55	Bright	35.500	76	27Gam Cas	2.3000	30000.	71	34897	No
7	GOM_NL__2PRFIN20081102_004000_000000332073_00274_34897_8684.N1	02-NOV-2008 00:40:00	Bright	33.000	49	1Alp UMi	1.9900	6300.0	66	34897	No
8	GOM_NL__2PRFIN20081102_004807_000000402073_00274_34897_8685.N1	02-NOV-2008 00:48:07	Bright	40.000	36	50Alp UMa	1.8000	6300.0	80	34897	No
9	GOM_NL__2PRFIN20081102_004944_000000392073_00274_34897_8686.N1	02-NOV-2008 00:49:44	Bright	39.000	82	48Bet UMa	2.3650	10600.	78	34897	No
10	GOM_NL__2PRFIN20081102_005326_000000572073_00274_34897_8687.N1	02-NOV-2008 00:53:26	Bright	57.000	174	52Psi UMa	3.0040	4400.0	114	34897	No
11	GOM_NL__2PRFIN20081102_010055_000000372073_00274_34897_8688.N1	02-NOV-2008 01:00:55	Bright	37.000	96	68Del Leo	2.5600	9300.0	74	34897	No
12	GOM_NL__2PRFIN20081102_012049_000000422073_00274_34897_8689.N1	02-NOV-2008 01:20:49	Dark	41.500	113	Mu Vel	2.6920	5000.0	83	34897	No
13	GOM_NL__2PRFIN20081102_012601_000000402073_00275_34898_8700.N1	02-NOV-2008 01:26:01	Dark	40.000	46	Del Vel	1.9540	10600.	80	34898	No
14	GOM_NL__2PRFIN20081102_012720_000000492073_00275_34898_8701.N1	02-NOV-2008 01:27:20	Dark	48.500	41	Eps Car	1.8600	4100.0	97	34898	No
15	GOM_NL__2PRFIN20081102_013231_000000492073_00275_34898_8702.N1	02-NOV-2008 01:32:31	Dark	48.500	2	Alp Car	-0.73600	7000.0	97	34898	No
16	GOM_NL__2PRFIN20081102_014240_000000412073_00275_34898_8703.N1	02-NOV-2008 01:42:40	Straylight	40.500	157	The1Eri	2.9060	9300.0	81	34898	No
17	GOM_NL__2PRFIN20081102_020123_000000372073_00275_34898_8704.N1	02-NOV-2008 02:01:23	Bright	37.000	105	6Bet Ari	2.6450	8900.0	74	34898	No
18	GOM_NL__2PRFIN20081102_020527_000000382073_00275_34898_8705.N1	02-NOV-2008 02:05:27	Bright	37.500	53	43Bet And	2.0480	3300.0	75	34898	No
19	GOM_NL__2PRFIN20081102_020748_000000402073_00275_34898_8706.N1	02-NOV-2008 02:07:48	Bright	40.000	73	57Gam1And	2.2600	13100.	80	34898	No
20	GOM_NL__2PRFIN20081102_021121_000000342073_00275_34898_8707.N1	02-NOV-2008 02:11:21	Bright	33.500	68	18Alp Cas	2.2250	4500.0	67	34898	No
21	GOM_NL__2PRFIN20081102_021231_000000332073_00275_34898_8708.N1	02-NOV-2008 02:12:31	Bright	33.000	76	27Gam Cas	2.3000	30000.	66	34898	No
22	GOM_NL__2PRFIN20081102_022036_000000342073_00275_34898_8709.N1	02-NOV-2008 02:20:36	Bright	34.000	49	1Alp UMi	1.9900	6300.0	68	34898	No
23	GOM_NL__2PRFIN20081102_022843_000000402073_00275_34898_8710.N1	02-NOV-2008 02:28:43	Bright	39.500	36	50Alp UMa	1.8000	6300.0	79	34898	No
24	GOM_NL__2PRFIN20081102_023020_000000392073_00275_34898_8711.N1	02-NOV-2008 02:30:20	Bright	38.500	82	48Bet UMa	2.3650	10600.	77	34898	No
25	GOM_NL__2PRFIN20081102_023402_000000372073_00275_34898_8712.N1	02-NOV-2008 02:34:02	Bright	37.000	174	52Psi UMa	3.0040	4400.0	74	34898	No
26	GOM_NL__2PRFIN20081102_024131_000000402073_00275_34898_8713.N1	02-NOV-2008 02:41:31	Bright	39.500	96	68Del Leo	2.5600	9300.0	79	34898	No
27	GOM_NL__2PRFIN20081102_030125_000000412073_00275_34898_8714.N1	02-NOV-2008 03:01:25	Dark	40.500	113	Mu Vel	2.6920	5000.0	81	34898	No
28	GOM_NL__2PRFIN20081102_030638_000000412073_00276_34899_8714.N1	02-NOV-2008 03:06:38	Dark	41.000	46	Del Vel	1.9540	10600.	82	34899	No
29	GOM_NL__2PRFIN20081102_030757_000000422073_00276_34899_8715.N1	02-NOV-2008 03:07:57	Dark	42.000	41	Eps Car	1.8600	4100.0	84	34899	No
30	GOM_NL__2PRFIN20081102_031308_000000602073_00276_34899_8716.N1	02-NOV-2008 03:13:08	Dark	59.500	2	Alp Car	-0.73600	7000.0	119	34899	No
31	GOM_NL__2PRFIN20081102_032316_000000412073_00276_34899_8717.N1	02-NOV-2008 03:23:16	Straylight	40.500	157	The1Eri	2.9060	9300.0	81	34899	No
32	GOM_NL__2PRFIN20081102_034159_000000392073_00276_34899_8718.N1	02-NOV-2008 03:41:59	Bright	38.500	105	6Bet Ari	2.6450	8900.0	77	34899	No
33	GOM_NL__2PRFIN20081102_034602_000000362073_00276_34899_8719.N1	02-NOV-2008 03:46:02	Bright	36.000	53	43Bet And	2.0480	3300.0	72	34899	No
34	GOM_NL__2PRFIN20081102_034824_000000402073_00276_34899_8720.N1	02-NOV-2008 03:48:24	Bright	40.000	73	57Gam1And	2.2600	13100.	80	34899	No
35	GOM_NL__2PRFIN20081102_035157_000000352073_00276_34899_8721.N1	02-NOV-2008 03:51:57	Bright	35.000	68	18Alp Cas	2.2250	4500.0	70	34899	No
36	GOM_NL__2PRFIN20081102_035307_000000352073_00276_34899_8722.N1	02-NOV-2008 03:53:07	Bright	35.000	76	27Gam Cas	2.3000	30000.	70	34899	No
37	GOM_NL__2PRFIN20081102_040112_000000332073_00276_34899_8723.N1	02-NOV-2008 04:01:12	Bright	33.000	49	1Alp UMi	1.9900	6300.0	66	34899	No
38	GOM_NL__2PRFIN20081102_040919_000000402073_00276_34899_8724.N1	02-NOV-2008 04:09:19	Bright	39.500	36	50Alp UMa	1.8000	6300.0	79	34899	No
39	GOM_NL__2PRFIN20081102_041056_000000382073_00276_34899_8725.N1	02-NOV-2008 04:10:56	Bright	38.000	82	48Bet UMa	2.3650	10600.	76	34899	No
40	GOM_NL__2PRFIN20081102_041438_000000372073_00276_34899_8726.N1	02-NOV-2008 04:14:38	Bright	37.000	174	52Psi UMa	3.0040	4400.0	74	34899	No
41	GOM_NL__2PRFIN20081102_042207_000000382073_00276_34899_8727.N1	02-NOV-2008 04:22:07	Bright	37.500	96	68Del Leo	2.5600	9300.0	75	34899	No
42	GOM_NL__2PRFIN20081102_044201_000000392073_00276_34899_8728.N1	02-NOV-2008 04:42:01	Dark	39.000	113	Mu Vel	2.6920	5000.0	78	34899	No

43	GOM_NL__2PRFIN20081102_044714_000000422073_00277_34900_8726.N1	02-NOV-2008 04:47:14	Dark	41.500	46	Del Vel	1.9540	10600.	83	34900	No
44	GOM_NL__2PRFIN20081102_044833_000000462073_00277_34900_8727.N1	02-NOV-2008 04:48:33	Dark	46.000	41	Eps Car	1.8600	4100.0	92	34900	No
45	GOM_NL__2PRFIN20081102_045345_000000562073_00277_34900_8728.N1	02-NOV-2008 04:53:45	Dark	55.500	2	Alp Car	-0.73600	7000.0	111	34900	No
46	GOM_NL__2PRFIN20081102_050353_000000412073_00277_34900_8729.N1	02-NOV-2008 05:03:53	Straylight	40.500	157	The1Eri	2.9060	9300.0	81	34900	No
47	GOM_NL__2PRFIN20081102_052235_000000392073_00277_34900_8730.N1	02-NOV-2008 05:22:35	Bright	38.500	105	6Bet Ari	2.6450	8900.0	77	34900	No
48	GOM_NL__2PRFIN20081102_052638_000000372073_00277_34900_8731.N1	02-NOV-2008 05:26:38	Bright	36.500	53	43Bet And	2.0480	3300.0	73	34900	No
49	GOM_NL__2PRFIN20081102_052900_000000402073_00277_34900_8732.N1	02-NOV-2008 05:29:00	Bright	39.500	73	57Gam1And	2.2600	13100.	79	34900	No
50	GOM_NL__2PRFIN20081102_053233_000000352073_00277_34900_8733.N1	02-NOV-2008 05:32:33	Bright	34.500	68	18Alp Cas	2.2250	4500.0	69	34900	No
51	GOM_NL__2PRFIN20081102_053343_000000362073_00277_34900_8734.N1	02-NOV-2008 05:33:43	Bright	35.500	76	27Gam Cas	2.3000	30000.	71	34900	No
52	GOM_NL__2PRFIN20081102_054148_000000362073_00277_34900_8735.N1	02-NOV-2008 05:41:48	Bright	35.500	49	1Alp UMi	1.9900	6300.0	71	34900	No
53	GOM_NL__2PRFIN20081102_054955_000000392073_00277_34900_8736.N1	02-NOV-2008 05:49:55	Bright	39.000	36	50Alp UMa	1.8000	6300.0	78	34900	No
54	GOM_NL__2PRFIN20081102_055131_000000562073_00277_34900_8737.N1	02-NOV-2008 05:51:31	Bright	56.000	82	48Bet UMa	2.3650	10600.	112	34900	No
55	GOM_NL__2PRFIN20081102_055514_000000372073_00277_34900_8738.N1	02-NOV-2008 05:55:14	Bright	36.500	174	52Psi UMa	3.0040	4400.0	73	34900	No
56	GOM_NL__2PRFIN20081102_060243_000000372073_00277_34900_8739.N1	02-NOV-2008 06:02:43	Bright	37.000	96	68Del Leo	2.5600	9300.0	74	34900	No
57	GOM_NL__2PRFIN20081102_062238_000000422073_00277_34900_8740.N1	02-NOV-2008 06:22:38	Dark	42.000	113	Mu Vel	2.6920	5000.0	84	34900	No
58	GOM_NL__2PRFIN20081102_062751_000000412073_00278_34901_8737.N1	02-NOV-2008 06:27:51	Dark	41.000	46	Del Vel	1.9540	10600.	82	34901	No
59	GOM_NL__2PRFIN20081102_062910_000000412073_00278_34901_8738.N1	02-NOV-2008 06:29:10	Dark	41.000	41	Eps Car	1.8600	4100.0	82	34901	No
60	GOM_NL__2PRFIN20081102_063422_000000612073_00278_34901_8739.N1	02-NOV-2008 06:34:22	Dark	61.000	2	Alp Car	-0.73600	7000.0	122	34901	No
61	GOM_NL__2PRFIN20081102_064429_000000422073_00278_34901_8740.N1	02-NOV-2008 06:44:29	Straylight	41.500	157	The1Eri	2.9060	9300.0	83	34901	No
62	GOM_NL__2PRFIN20081102_070311_000000382073_00278_34901_8741.N1	02-NOV-2008 07:03:11	Bright	38.000	105	6Bet Ari	2.6450	8900.0	76	34901	No
63	GOM_NL__2PRFIN20081102_070714_000000382073_00278_34901_8742.N1	02-NOV-2008 07:07:14	Bright	37.500	53	43Bet And	2.0480	3300.0	75	34901	No
64	GOM_NL__2PRFIN20081102_070936_000000402073_00278_34901_8743.N1	02-NOV-2008 07:09:36	Bright	40.000	73	57Gam1And	2.2600	13100.	80	34901	No
65	GOM_NL__2PRFIN20081102_071309_000000372073_00278_34901_8744.N1	02-NOV-2008 07:13:09	Bright	36.500	68	18Alp Cas	2.2250	4500.0	73	34901	No
66	GOM_NL__2PRFIN20081102_071419_000000342073_00278_34901_8745.N1	02-NOV-2008 07:14:19	Bright	34.000	76	27Gam Cas	2.3000	30000.	68	34901	No
67	GOM_NL__2PRFIN20081102_072224_000000362073_00278_34901_8746.N1	02-NOV-2008 07:22:24	Bright	35.500	49	1Alp UMi	1.9900	6300.0	71	34901	No
68	GOM_NL__2PRFIN20081102_073031_000000382073_00278_34901_8747.N1	02-NOV-2008 07:30:31	Bright	37.500	36	50Alp UMa	1.8000	6300.0	75	34901	No
69	GOM_NL__2PRFIN20081102_073207_000000402073_00278_34901_8748.N1	02-NOV-2008 07:32:07	Bright	40.000	82	48Bet UMa	2.3650	10600.	80	34901	No
70	GOM_NL__2PRFIN20081102_073550_000000572073_00278_34901_8749.N1	02-NOV-2008 07:35:50	Bright	57.000	174	52Psi UMa	3.0040	4400.0	114	34901	No
71	GOM_NL__2PRFIN20081102_074320_000000392073_00278_34901_8750.N1	02-NOV-2008 07:43:20	Bright	38.500	96	68Del Leo	2.5600	9300.0	77	34901	No
72	GOM_NL__2PRFIN20081102_080314_000000392073_00278_34901_8751.N1	02-NOV-2008 08:03:14	Dark	39.000	113	Mu Vel	2.6920	5000.0	78	34901	No
73	GOM_NL__2PRFIN20081102_080827_000000452073_00279_34902_8756.N1	02-NOV-2008 08:08:27	Dark	44.500	46	Del Vel	1.9540	10600.	89	34902	No
74	GOM_NL__2PRFIN20081102_080947_000000432073_00279_34902_8757.N1	02-NOV-2008 08:09:47	Dark	42.500	41	Eps Car	1.8600	4100.0	85	34902	No
75	GOM_NL__2PRFIN20081102_081458_000000492073_00279_34902_8758.N1	02-NOV-2008 08:14:58	Dark	48.500	2	Alp Car	-0.73600	7000.0	97	34902	No
76	GOM_NL__2PRFIN20081102_082505_000000412073_00279_34902_8759.N1	02-NOV-2008 08:25:05	Straylight	40.500	157	The1Eri	2.9060	9300.0	81	34902	No
77	GOM_NL__2PRFIN20081102_084346_000000382073_00279_34902_8760.N1	02-NOV-2008 08:43:46	Bright	38.000	105	6Bet Ari	2.6450	8900.0	76	34902	No
78	GOM_NL__2PRFIN20081102_084750_000000382073_00279_34902_8761.N1	02-NOV-2008 08:47:50	Bright	37.500	53	43Bet And	2.0480	3300.0	75	34902	No
79	GOM_NL__2PRFIN20081102_085011_000000392073_00279_34902_8762.N1	02-NOV-2008 08:50:11	Bright	39.000	73	57Gam1And	2.2600	13100.	78	34902	No
80	GOM_NL__2PRFIN20081102_085345_000000362073_00279_34902_8763.N1	02-NOV-2008 08:53:45	Bright	35.500	68	18Alp Cas	2.2250	4500.0	71	34902	No
81	GOM_NL__2PRFIN20081102_085455_000000352073_00279_34902_8764.N1	02-NOV-2008 08:54:55	Bright	35.000	76	27Gam Cas	2.3000	30000.	70	34902	No
82	GOM_NL__2PRFIN20081102_090300_000000342073_00279_34902_8765.N1	02-NOV-2008 09:03:00	Bright	33.500	49	1Alp UMi	1.9900	6300.0	67	34902	No
83	GOM_NL__2PRFIN20081102_090654_000000322073_00279_34902_8766.N1	02-NOV-2008 09:06:54	Bright	32.000	60	7Bet UMi	2.0810	3950.0	64	34902	No
84	GOM_NL__2PRFIN20081102_091106_000000372073_00279_34902_8767.N1	02-NOV-2008 09:11:06	Bright	36.500	36	50Alp UMa	1.8000	6300.0	73	34902	No
85	GOM_NL__2PRFIN20081102_091243_000000362073_00279_34902_8768.N1	02-NOV-2008 09:12:43	Bright	35.500	82	48Bet UMa	2.3650	10600.	71	34902	No
86	GOM_NL__2PRFIN20081102_091626_000000402073_00279_34902_8769.N1	02-NOV-2008 09:16:26	Bright	39.500	174	52Psi UMa	3.0040	4400.0	79	34902	No
87	GOM_NL__2PRFIN20081102_092356_000000582073_00279_34902_8770.N1	02-NOV-2008 09:23:56	Bright	58.000	96	68Del Leo	2.5600	9300.0	116	34902	No
88	GOM_NL__2PRFIN20081102_094351_000000412073_00279_34902_8771.N1	02-NOV-2008 09:43:51	Dark	40.500	113	Mu Vel	2.6920	5000.0	81	34902	No
89	GOM_NL__2PRFIN20081102_094904_000000412073_00280_34903_8763.N1	02-NOV-2008 09:49:04	Dark	40.500	46	Del Vel	1.9540	10600.	81	34903	No
90	GOM_NL__2PRFIN20081102_095023_000000422073_00280_34903_8764.N1	02-NOV-2008 09:50:23	Dark	41.500	41	Eps Car	1.8600	4100.0	83	34903	No
91	GOM_NL__2PRFIN20081102_095535_000000482073_00280_34903_8765.N1	02-NOV-2008 09:55:35	Dark	47.500	2	Alp Car	-0.73600	7000.0	95	34903	No
92	GOM_NL__2PRFIN20081102_100542_000000402073_00280_34903_8766.N1	02-NOV-2008 10:05:42	Straylight	39.500	157	The1Eri	2.9060	9300.0	79	34903	No
93	GOM_NL__2PRFIN20081102_102422_000000392073_00280_34903_8767.N1	02-NOV-2008 10:24:22	Bright	38.500	105	6Bet Ari	2.6450	8900.0	77	34903	No
94	GOM_NL__2PRFIN20081102_102826_000000372073_00280_34903_8768.N1	02-NOV-2008 10:28:26	Bright	37.000	53	43Bet And	2.0480	3300.0	74	34903	No
95	GOM_NL__2PRFIN20081102_103047_000000402073_00280_34903_8769.N1	02-NOV-2008 10:30:47	Bright	40.000	73	57Gam1And	2.2600	13100.	80	34903	No
96	GOM_NL__2PRFIN20081102_103421_000000362073_00280_34903_8770.N1	02-NOV-2008 10:34:21	Bright	35.500	68	18Alp Cas	2.2250	4500.0	71	34903	No
97	GOM_NL__2PRFIN20081102_103531_000000362073_00280_34903_8771.N1	02-NOV-2008 10:35:31	Bright	35.500	76	27Gam Cas	2.3000	30000.	71	34903	No
98	GOM_NL__2PRFIN20081102_104336_000000372073_00280_34903_8772.N1	02-NOV-2008 10:43:36	Bright	36.500	49	1Alp UMi	1.9900	6300.0	73	34903	No
99	GOM_NL__2PRFIN20081102_104730_000000322073_00280_34903_8773.N1	02-NOV-2008 10:47:30	Bright	32.000	60	7Bet UMi	2.0810	3950.0	64	34903	No
100	GOM_NL__2PRFIN20081102_105142_000000402073_00280_34903_8774.N1	02-NOV-2008 10:51:42	Bright	40.000	36	50Alp UMa	1.8000	6300.0	80	34903	No
101	GOM_NL__2PRFIN20081102_105319_000000392073_00280_34903_8775.N1	02-NOV-2008 10:53:19	Bright	39.000	82	48Bet UMa	2.3650	10600.	78	34903	No

102	GOM_NL__2PRFIN20081102_105702_000000452073_00280_34903_8776.N1	02-NOV-2008 10:57:02	Bright	44.500	174	52Psi UMa	3.0040	4400.0	89	34903	No
103	GOM_NL__2PRFIN20081102_110432_000000392073_00280_34903_8777.N1	02-NOV-2008 11:04:32	Bright	38.500	96	68Del Leo	2.5600	9300.0	77	34903	No
104	GOM_NL__2PRFIN20081102_112427_000000452073_00280_34903_8778.N1	02-NOV-2008 11:24:27	Dark	44.500	113	Mu Vel	2.6920	5000.0	89	34903	No
105	GOM_NL__2PRFIN20081102_112941_000000392073_00281_34904_8784.N1	02-NOV-2008 11:29:41	Dark	39.000	46	Del Vel	1.9540	10600.	78	34904	No
106	GOM_NL__2PRFIN20081102_113059_000000432073_00281_34904_8785.N1	02-NOV-2008 11:30:59	Dark	43.000	41	Eps Car	1.8600	4100.0	86	34904	No
107	GOM_NL__2PRFIN20081102_113612_000000472073_00281_34904_8786.N1	02-NOV-2008 11:36:12	Dark	47.000	2	Alp Car	-0.73600	7000.0	94	34904	No
108	GOM_NL__2PRFIN20081102_114618_000000402073_00281_34904_8787.N1	02-NOV-2008 11:46:18	Straylight	39.500	157	The1Eri	2.9060	9300.0	79	34904	No
109	GOM_NL__2PRFIN20081102_120458_000000382073_00281_34904_8788.N1	02-NOV-2008 12:04:58	Bright	38.000	105	6Bet Ari	2.6450	8900.0	76	34904	No
110	GOM_NL__2PRFIN20081102_120902_000000372073_00281_34904_8789.N1	02-NOV-2008 12:09:02	Bright	37.000	53	43Bet And	2.0480	3300.0	74	34904	No
111	GOM_NL__2PRFIN20081102_121123_000000402073_00281_34904_8790.N1	02-NOV-2008 12:11:23	Bright	39.500	73	57Gam1And	2.2600	13100.	79	34904	No
112	GOM_NL__2PRFIN20081102_121456_000000362073_00281_34904_8791.N1	02-NOV-2008 12:14:56	Bright	36.000	68	18Alp Cas	2.2250	4500.0	72	34904	No
113	GOM_NL__2PRFIN20081102_121606_000000402073_00281_34904_8792.N1	02-NOV-2008 12:16:06	Bright	39.500	76	27Gam Cas	2.3000	30000.	79	34904	No
114	GOM_NL__2PRFIN20081102_122806_000000382073_00281_34904_8793.N1	02-NOV-2008 12:28:06	Bright	37.500	60	7Bet UMi	2.0810	3950.0	75	34904	No
115	GOM_NL__2PRFIN20081102_123218_000000362073_00281_34904_8794.N1	02-NOV-2008 12:32:18	Bright	35.500	36	50Alp UMa	1.8000	6300.0	71	34904	No
116	GOM_NL__2PRFIN20081102_123355_000000392073_00281_34904_8795.N1	02-NOV-2008 12:33:55	Bright	39.000	82	48Bet UMa	2.3650	10600.	78	34904	No
117	GOM_NL__2PRFIN20081102_123738_000000382073_00281_34904_8796.N1	02-NOV-2008 12:37:38	Bright	37.500	174	52Psi UMa	3.0040	4400.0	75	34904	No
118	GOM_NL__2PRFIN20081102_124508_000000412073_00281_34904_8797.N1	02-NOV-2008 12:45:08	Bright	41.000	96	68Del Leo	2.5600	9300.0	82	34904	No
119	GOM_NL__2PRFIN20081102_130503_000000402073_00281_34904_8798.N1	02-NOV-2008 13:05:03	Dark	39.500	113	Mu Vel	2.6920	5000.0	79	34904	No
120	GOM_NL__2PRFIN20081102_131017_000000412073_00282_34905_8796.N1	02-NOV-2008 13:10:17	Dark	41.000	46	Del Vel	1.9540	10600.	82	34905	No
121	GOM_NL__2PRFIN20081102_131136_000000432073_00282_34905_8797.N1	02-NOV-2008 13:11:36	Dark	42.500	41	Eps Car	1.8600	4100.0	85	34905	No
122	GOM_NL__2PRFIN20081102_131648_000000572073_00282_34905_8798.N1	02-NOV-2008 13:16:48	Dark	57.000	2	Alp Car	-0.73600	7000.0	114	34905	No
123	GOM_NL__2PRFIN20081102_132654_000000382073_00282_34905_8799.N1	02-NOV-2008 13:26:54	Straylight	37.500	157	The1Eri	2.9060	9300.0	75	34905	No
124	GOM_NL__2PRFIN20081102_134534_000000382073_00282_34905_8800.N1	02-NOV-2008 13:45:34	Bright	38.000	105	6Bet Ari	2.6450	8900.0	76	34905	No
125	GOM_NL__2PRFIN20081102_134938_000000382073_00282_34905_8801.N1	02-NOV-2008 13:49:38	Bright	37.500	53	43Bet And	2.0480	3300.0	75	34905	No
126	GOM_NL__2PRFIN20081102_135158_000000402073_00282_34905_8802.N1	02-NOV-2008 13:51:58	Bright	39.500	73	57Gam1And	2.2600	13100.	79	34905	No
127	GOM_NL__2PRFIN20081102_135532_000000372073_00282_34905_8803.N1	02-NOV-2008 13:55:32	Bright	37.000	68	18Alp Cas	2.2250	4500.0	74	34905	No
128	GOM_NL__2PRFIN20081102_135642_000000352073_00282_34905_8804.N1	02-NOV-2008 13:56:42	Bright	34.500	76	27Gam Cas	2.3000	30000.	69	34905	No
129	GOM_NL__2PRFIN20081102_140448_000000342073_00282_34905_8805.N1	02-NOV-2008 14:04:48	Bright	33.500	49	1Alp UMi	1.9900	6300.0	67	34905	No
130	GOM_NL__2PRFIN20081102_140842_000000352073_00282_34905_8806.N1	02-NOV-2008 14:08:42	Bright	35.000	60	7Bet UMi	2.0810	3950.0	70	34905	No
131	GOM_NL__2PRFIN20081102_141254_000000392073_00282_34905_8807.N1	02-NOV-2008 14:12:54	Bright	38.500	36	50Alp UMa	1.8000	6300.0	77	34905	No
132	GOM_NL__2PRFIN20081102_141431_000000382073_00282_34905_8808.N1	02-NOV-2008 14:14:31	Bright	38.000	82	48Bet UMa	2.3650	10600.	76	34905	No
133	GOM_NL__2PRFIN20081102_141814_000000372073_00282_34905_8809.N1	02-NOV-2008 14:18:14	Bright	37.000	174	52Psi UMa	3.0040	4400.0	74	34905	No
134	GOM_NL__2PRFIN20081102_142544_000000582073_00282_34905_8810.N1	02-NOV-2008 14:25:44	Bright	58.000	96	68Del Leo	2.5600	9300.0	116	34905	No
135	GOM_NL__2PRFIN20081102_144540_000000392073_00282_34905_8811.N1	02-NOV-2008 14:45:40	Dark	39.000	113	Mu Vel	2.6920	5000.0	78	34905	No
136	GOM_NL__2PRFIN20081102_145054_000000402073_00283_34906_8807.N1	02-NOV-2008 14:50:54	Dark	40.000	46	Del Vel	1.9540	10600.	80	34906	No
137	GOM_NL__2PRFIN20081102_145212_000000422073_00283_34906_8808.N1	02-NOV-2008 14:52:12	Dark	42.000	41	Eps Car	1.8600	4100.0	84	34906	No
138	GOM_NL__2PRFIN20081102_145725_000000502073_00283_34906_8809.N1	02-NOV-2008 14:57:25	Dark	49.500	2	Alp Car	-0.73600	7000.0	99	34906	No
139	GOM_NL__2PRFIN20081102_150730_000000392073_00283_34906_8810.N1	02-NOV-2008 15:07:30	Straylight	39.000	157	The1Eri	2.9060	9300.0	78	34906	No
140	GOM_NL__2PRFIN20081102_152609_000000392073_00283_34906_8811.N1	02-NOV-2008 15:26:09	Bright	38.500	105	6Bet Ari	2.6450	8900.0	77	34906	No
141	GOM_NL__2PRFIN20081102_153014_000000372073_00283_34906_8812.N1	02-NOV-2008 15:30:14	Bright	37.000	53	43Bet And	2.0480	3300.0	74	34906	No
142	GOM_NL__2PRFIN20081102_153234_000000382073_00283_34906_8813.N1	02-NOV-2008 15:32:34	Bright	37.500	73	57Gam1And	2.2600	13100.	75	34906	No
143	GOM_NL__2PRFIN20081102_153608_000000362073_00283_34906_8814.N1	02-NOV-2008 15:36:08	Bright	36.000	68	18Alp Cas	2.2250	4500.0	72	34906	No
144	GOM_NL__2PRFIN20081102_153718_000000352073_00283_34906_8815.N1	02-NOV-2008 15:37:18	Bright	34.500	76	27Gam Cas	2.3000	30000.	69	34906	No
145	GOM_NL__2PRFIN20081102_154524_000000362073_00283_34906_8816.N1	02-NOV-2008 15:45:24	Bright	35.500	49	1Alp UMi	1.9900	6300.0	71	34906	No
146	GOM_NL__2PRFIN20081102_154918_000000362073_00283_34906_8817.N1	02-NOV-2008 15:49:18	Bright	36.000	60	7Bet UMi	2.0810	3950.0	72	34906	No
147	GOM_NL__2PRFIN20081102_155330_000000392073_00283_34906_8818.N1	02-NOV-2008 15:53:30	Bright	39.000	36	50Alp UMa	1.8000	6300.0	78	34906	No
148	GOM_NL__2PRFIN20081102_155506_000000392073_00283_34906_8819.N1	02-NOV-2008 15:55:06	Bright	39.000	82	48Bet UMa	2.3650	10600.	78	34906	No
149	GOM_NL__2PRFIN20081102_155850_000000372073_00283_34906_8820.N1	02-NOV-2008 15:58:50	Bright	36.500	174	52Psi UMa	3.0040	4400.0	73	34906	No
150	GOM_NL__2PRFIN20081102_160620_000000382073_00283_34906_8821.N1	02-NOV-2008 16:06:20	Bright	37.500	96	68Del Leo	2.5600	9300.0	75	34906	No
151	GOM_NL__2PRFIN20081102_162616_000000402073_00283_34906_8822.N1	02-NOV-2008 16:26:16	Dark	40.000	113	Mu Vel	2.6920	5000.0	80	34906	No
152	GOM_NL__2PRFIN20081102_163130_000000442073_00284_34907_8827.N1	02-NOV-2008 16:31:30	Dark	44.000	46	Del Vel	1.9540	10600.	88	34907	No
153	GOM_NL__2PRFIN20081102_163249_000000462073_00284_34907_8828.N1	02-NOV-2008 16:32:49	Dark	45.500	41	Eps Car	1.8600	4100.0	91	34907	No
154	GOM_NL__2PRFIN20081102_163802_000000482073_00284_34907_8829.N1	02-NOV-2008 16:38:02	Dark	47.500	2	Alp Car	-0.73600	7000.0	95	34907	No
155	GOM_NL__2PRFIN20081102_164806_000000412073_00284_34907_8830.N1	02-NOV-2008 16:48:06	Straylight	40.500	157	The1Eri	2.9060	9300.0	81	34907	No
156	GOM_NL__2PRFIN20081102_170645_000000392073_00284_34907_8831.N1	02-NOV-2008 17:06:45	Bright	39.000	105	6Bet Ari	2.6450	8900.0	78	34907	No
157	GOM_NL__2PRFIN20081102_171050_000000372073_00284_34907_8832.N1	02-NOV-2008 17:10:50	Bright	36.500	53	43Bet And	2.0480	3300.0	73	34907	No
158	GOM_NL__2PRFIN20081102_171310_000000372073_00284_34907_8833.N1	02-NOV-2008 17:13:10	Bright	36.500	73	57Gam1And	2.2600	13100.	73	34907	No
159	GOM_NL__2PRFIN20081102_171644_000000362073_00284_34907_8834.N1	02-NOV-2008 17:16:44	Bright	35.500	68	18Alp Cas	2.2250	4500.0	71	34907	No
160	GOM_NL__2PRFIN20081102_171754_000000352073_00284_34907_8835.N1	02-NOV-2008 17:17:54	Bright	35.000	76	27Gam Cas	2.3000	30000.	70	34907	No

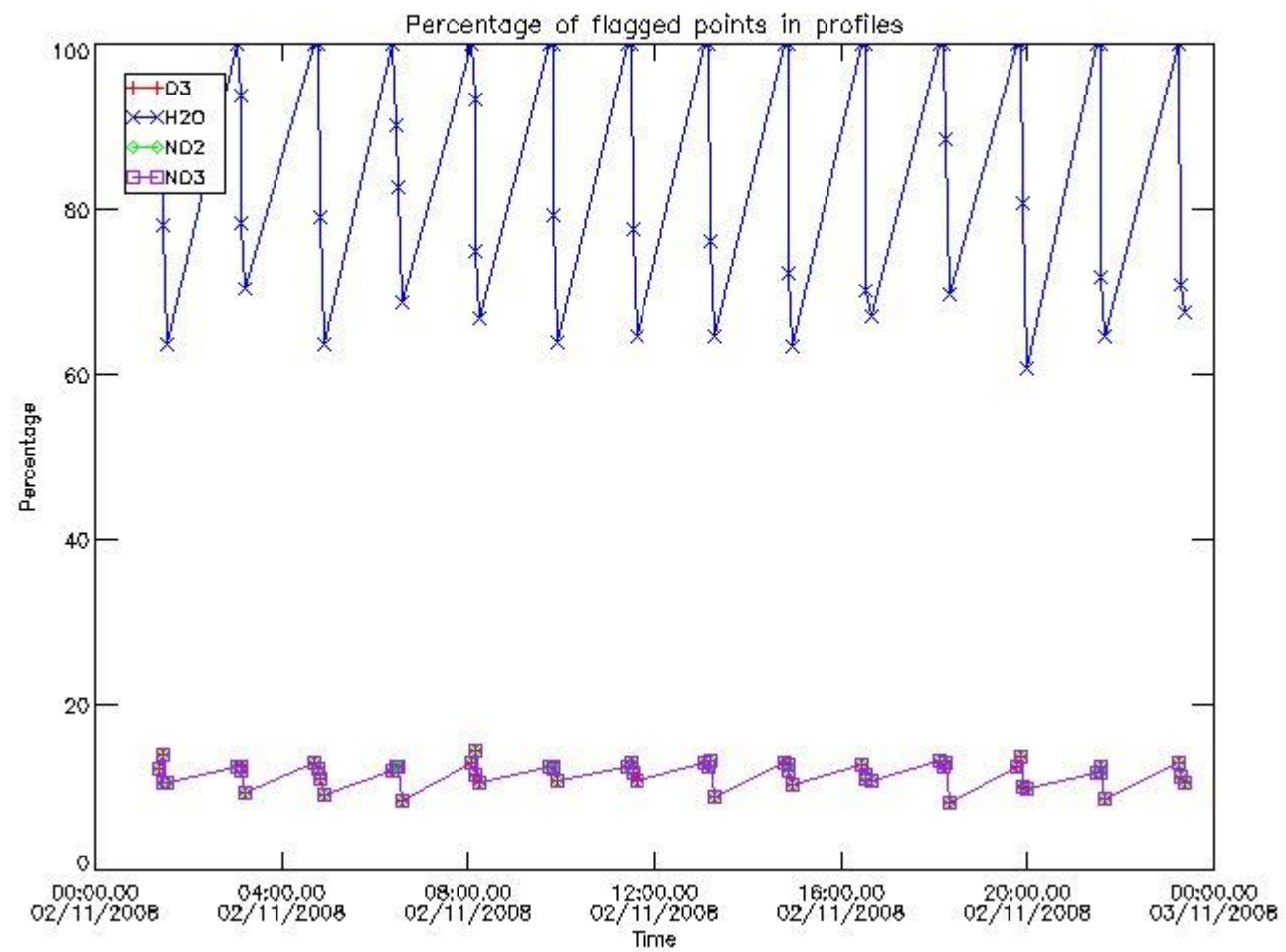
161	GOM_NL__2PRFIN20081102_172559_000000362073_00284_34907_8836.N1	02-NOV-2008 17:25:59	Bright	36.000	49	1Alp UMi	1.9900	6300.0	72	34907	No
162	GOM_NL__2PRFIN20081102_172954_000000372073_00284_34907_8837.N1	02-NOV-2008 17:29:54	Bright	36.500	60	7Bet UMi	2.0810	3950.0	73	34907	No
163	GOM_NL__2PRFIN20081102_173405_000000372073_00284_34907_8838.N1	02-NOV-2008 17:34:05	Bright	36.500	36	50Alp UMa	1.8000	6300.0	73	34907	No
164	GOM_NL__2PRFIN20081102_173542_000000402073_00284_34907_8839.N1	02-NOV-2008 17:35:42	Bright	39.500	82	48Bet UMa	2.3650	10600.	79	34907	No
165	GOM_NL__2PRFIN20081102_173926_000000462073_00284_34907_8840.N1	02-NOV-2008 17:39:26	Bright	46.000	174	52Psi UMa	3.0040	4400.0	92	34907	No
166	GOM_NL__2PRFIN20081102_174657_000000392073_00284_34907_8841.N1	02-NOV-2008 17:46:57	Bright	39.000	96	68Del Leo	2.5600	9300.0	78	34907	No
167	GOM_NL__2PRFIN20081102_180652_000000392073_00284_34907_8842.N1	02-NOV-2008 18:06:52	Dark	38.500	113	Mu Vel	2.6920	5000.0	77	34907	No
168	GOM_NL__2PRFIN20081102_181207_000000412073_00285_34908_8842.N1	02-NOV-2008 18:12:07	Dark	41.000	46	Del Vel	1.9540	10600.	82	34908	No
169	GOM_NL__2PRFIN20081102_181326_000000392073_00285_34908_8843.N1	02-NOV-2008 18:13:26	Dark	39.000	41	Eps Car	1.8600	4100.0	78	34908	No
170	GOM_NL__2PRFIN20081102_181838_000000632073_00285_34908_8844.N1	02-NOV-2008 18:18:38	Dark	62.500	2	Alp Car	-0.73600	7000.0	125	34908	No
171	GOM_NL__2PRFIN20081102_182843_000000412073_00285_34908_8845.N1	02-NOV-2008 18:28:43	Straylight	40.500	157	The1Eri	2.9060	9300.0	81	34908	No
172	GOM_NL__2PRFIN20081102_184721_000000392073_00285_34908_8846.N1	02-NOV-2008 18:47:21	Bright	38.500	105	6Bet Ari	2.6450	8900.0	77	34908	No
173	GOM_NL__2PRFIN20081102_185126_000000362073_00285_34908_8847.N1	02-NOV-2008 18:51:26	Bright	36.000	53	43Bet And	2.0480	3300.0	72	34908	No
174	GOM_NL__2PRFIN20081102_185345_000000402073_00285_34908_8848.N1	02-NOV-2008 18:53:45	Bright	39.500	73	57Gam1And	2.2600	13100.	79	34908	No
175	GOM_NL__2PRFIN20081102_185720_000000372073_00285_34908_8849.N1	02-NOV-2008 18:57:20	Bright	36.500	68	18Alp Cas	2.2250	4500.0	73	34908	No
176	GOM_NL__2PRFIN20081102_185830_000000352073_00285_34908_8850.N1	02-NOV-2008 18:58:30	Bright	35.000	76	27Gam Cas	2.3000	30000.	70	34908	No
177	GOM_NL__2PRFIN20081102_190635_000000372073_00285_34908_8851.N1	02-NOV-2008 19:06:35	Bright	36.500	49	1Alp UMi	1.9900	6300.0	73	34908	No
178	GOM_NL__2PRFIN20081102_191030_000000382073_00285_34908_8852.N1	02-NOV-2008 19:10:30	Bright	37.500	60	7Bet UMi	2.0810	3950.0	75	34908	No
179	GOM_NL__2PRFIN20081102_191441_000000402073_00285_34908_8853.N1	02-NOV-2008 19:14:41	Bright	40.000	36	50Alp UMa	1.8000	6300.0	80	34908	No
180	GOM_NL__2PRFIN20081102_191618_000000562073_00285_34908_8854.N1	02-NOV-2008 19:16:18	Bright	56.000	82	48Bet UMa	2.3650	10600.	112	34908	No
181	GOM_NL__2PRFIN20081102_192002_000000542073_00285_34908_8855.N1	02-NOV-2008 19:20:02	Bright	53.500	174	52Psi UMa	3.0040	4400.0	107	34908	No
182	GOM_NL__2PRFIN20081102_192733_000000402073_00285_34908_8856.N1	02-NOV-2008 19:27:33	Bright	39.500	96	68Del Leo	2.5600	9300.0	79	34908	No
183	GOM_NL__2PRFIN20081102_194729_000000412073_00285_34908_8857.N1	02-NOV-2008 19:47:29	Dark	41.000	113	Mu Vel	2.6920	5000.0	82	34908	No
184	GOM_NL__2PRFIN20081102_195244_000000412073_00286_34909_8856.N1	02-NOV-2008 19:52:44	Dark	40.500	46	Del Vel	1.9540	10600.	81	34909	No
185	GOM_NL__2PRFIN20081102_195402_000000502073_00286_34909_8857.N1	02-NOV-2008 19:54:02	Dark	50.000	41	Eps Car	1.8600	4100.0	100	34909	No
186	GOM_NL__2PRFIN20081102_195915_000000512073_00286_34909_8858.N1	02-NOV-2008 19:59:15	Dark	51.000	2	Alp Car	-0.73600	7000.0	102	34909	No
187	GOM_NL__2PRFIN20081102_200919_000000392073_00286_34909_8859.N1	02-NOV-2008 20:09:19	Straylight	38.500	157	The1Eri	2.9060	9300.0	77	34909	No
188	GOM_NL__2PRFIN20081102_202757_000000372073_00286_34909_8860.N1	02-NOV-2008 20:27:57	Bright	37.000	105	6Bet Ari	2.6450	8900.0	74	34909	No
189	GOM_NL__2PRFIN20081102_203202_000000392073_00286_34909_8861.N1	02-NOV-2008 20:32:02	Bright	38.500	53	43Bet And	2.0480	3300.0	77	34909	No
190	GOM_NL__2PRFIN20081102_203421_000000372073_00286_34909_8862.N1	02-NOV-2008 20:34:21	Bright	37.000	73	57Gam1And	2.2600	13100.	74	34909	No
191	GOM_NL__2PRFIN20081102_203756_000000372073_00286_34909_8863.N1	02-NOV-2008 20:37:56	Bright	37.000	68	18Alp Cas	2.2250	4500.0	74	34909	No
192	GOM_NL__2PRFIN20081102_203906_000000362073_00286_34909_8864.N1	02-NOV-2008 20:39:06	Bright	36.000	76	27Gam Cas	2.3000	30000.	72	34909	No
193	GOM_NL__2PRFIN20081102_204711_000000372073_00286_34909_8865.N1	02-NOV-2008 20:47:11	Bright	36.500	49	1Alp UMi	1.9900	6300.0	73	34909	No
194	GOM_NL__2PRFIN20081102_205107_000000362073_00286_34909_8866.N1	02-NOV-2008 20:51:07	Bright	36.000	60	7Bet UMi	2.0810	3950.0	72	34909	No
195	GOM_NL__2PRFIN20081102_205517_000000382073_00286_34909_8867.N1	02-NOV-2008 20:55:17	Bright	38.000	36	50Alp UMa	1.8000	6300.0	76	34909	No
196	GOM_NL__2PRFIN20081102_205654_000000372073_00286_34909_8868.N1	02-NOV-2008 20:56:54	Bright	36.500	82	48Bet UMa	2.3650	10600.	73	34909	No
197	GOM_NL__2PRFIN20081102_210038_000000462073_00286_34909_8869.N1	02-NOV-2008 21:00:38	Bright	45.500	174	52Psi UMa	3.0040	4400.0	91	34909	No
198	GOM_NL__2PRFIN20081102_210809_000000392073_00286_34909_8870.N1	02-NOV-2008 21:08:09	Bright	39.000	96	68Del Leo	2.5600	9300.0	78	34909	No
199	GOM_NL__2PRFIN20081102_212805_000000432073_00286_34909_8871.N1	02-NOV-2008 21:28:05	Dark	43.000	113	Mu Vel	2.6920	5000.0	86	34909	No
200	GOM_NL__2PRFIN20081102_213320_000000412073_00287_34910_8871.N1	02-NOV-2008 21:33:20	Dark	41.000	46	Del Vel	1.9540	10600.	82	34910	No
201	GOM_NL__2PRFIN20081102_213439_000000432073_00287_34910_8872.N1	02-NOV-2008 21:34:39	Dark	43.000	41	Eps Car	1.8600	4100.0	86	34910	No
202	GOM_NL__2PRFIN20081102_213952_000000592073_00287_34910_8873.N1	02-NOV-2008 21:39:52	Dark	58.500	2	Alp Car	-0.73600	7000.0	117	34910	No
203	GOM_NL__2PRFIN20081102_214955_000000402073_00287_34910_8874.N1	02-NOV-2008 21:49:55	Straylight	39.500	157	The1Eri	2.9060	9300.0	79	34910	No
204	GOM_NL__2PRFIN20081102_220833_000000382073_00287_34910_8875.N1	02-NOV-2008 22:08:33	Bright	37.500	105	6Bet Ari	2.6450	8900.0	75	34910	No
205	GOM_NL__2PRFIN20081102_221238_000000392073_00287_34910_8876.N1	02-NOV-2008 22:12:38	Bright	38.500	53	43Bet And	2.0480	3300.0	77	34910	No
206	GOM_NL__2PRFIN20081102_221457_000000372073_00287_34910_8877.N1	02-NOV-2008 22:14:57	Bright	37.000	73	57Gam1And	2.2600	13100.	74	34910	No
207	GOM_NL__2PRFIN20081102_221832_000000342073_00287_34910_8878.N1	02-NOV-2008 22:18:32	Bright	33.500	68	18Alp Cas	2.2250	4500.0	67	34910	No
208	GOM_NL__2PRFIN20081102_221942_000000362073_00287_34910_8879.N1	02-NOV-2008 22:19:42	Bright	35.500	76	27Gam Cas	2.3000	30000.	71	34910	No
209	GOM_NL__2PRFIN20081102_222747_000000372073_00287_34910_8880.N1	02-NOV-2008 22:27:47	Bright	37.000	49	1Alp UMi	1.9900	6300.0	74	34910	No
210	GOM_NL__2PRFIN20081102_223143_000000362073_00287_34910_8881.N1	02-NOV-2008 22:31:43	Bright	35.500	60	7Bet UMi	2.0810	3950.0	71	34910	No
211	GOM_NL__2PRFIN20081102_223553_000000362073_00287_34910_8882.N1	02-NOV-2008 22:35:53	Bright	36.000	36	50Alp UMa	1.8000	6300.0	72	34910	No
212	GOM_NL__2PRFIN20081102_223730_000000382073_00287_34910_8883.N1	02-NOV-2008 22:37:30	Bright	37.500	82	48Bet UMa	2.3650	10600.	75	34910	No
213	GOM_NL__2PRFIN20081102_224114_000000382073_00287_34910_8884.N1	02-NOV-2008 22:41:14	Bright	38.000	174	52Psi UMa	3.0040	4400.0	76	34910	No
214	GOM_NL__2PRFIN20081102_224845_000000372073_00287_34910_8885.N1	02-NOV-2008 22:48:45	Bright	37.000	96	68Del Leo	2.5600	9300.0	74	34910	No
215	GOM_NL__2PRFIN20081102_231357_000000402073_00288_34911_8883.N1	02-NOV-2008 23:13:57	Dark	39.500	46	Del Vel	1.9540	10600.	79	34911	No
216	GOM_NL__2PRFIN20081102_231515_000000452073_00288_34911_8884.N1	02-NOV-2008 23:15:15	Dark	45.000	41	Eps Car	1.8600	4100.0	90	34911	No
217	GOM_NL__2PRFIN20081102_232028_000000482073_00288_34911_8885.N1	02-NOV-2008 23:20:28	Dark	48.000	2	Alp Car	-0.73600	7000.0	96	34911	No
218	GOM_NL__2PRFIN20081102_233032_000000402073_00288_34911_8886.N1	02-NOV-2008 23:30:32	Straylight	39.500	157	The1Eri	2.9060	9300.0	79	34911	No
219	GOM_NL__2PRFIN20081102_234909_000000382073_00288_34911_8887.N1	02-NOV-2008 23:49:09	Bright	37.500	105	6Bet Ari	2.6450	8900.0	75	34911	No

220	GOM_NL__2PRFIN20081102_235314_000000362073_00288_34911_8888.N1	02-NOV-2008 23:53:14	Bright	36.000	53	43Bet And	2.0480	3300.0	72	34911	No
221	GOM_NL__2PRFIN20081102_235532_000000392073_00288_34911_8889.N1	02-NOV-2008 23:55:32	Bright	38.500	73	57Gam1And	2.2600	13100.	77	34911	No
222	GOM_NL__2PRFIN20081102_235908_000000362073_00288_34911_8890.N1	02-NOV-2008 23:59:08	Bright	35.500	68	18Alp Cas	2.2250	4500.0	71	34911	No

3. Quality information per product

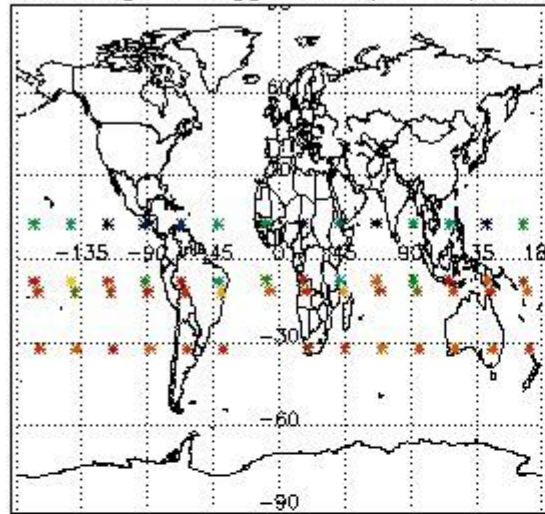
In this section it is plotted some information contained in the Quality Summary data set of the level 2 products. Only products in dark limb conditions and without errors (error flag in the MPH set to "0") are used.

3.1 Plot quality information per product (time dependant)

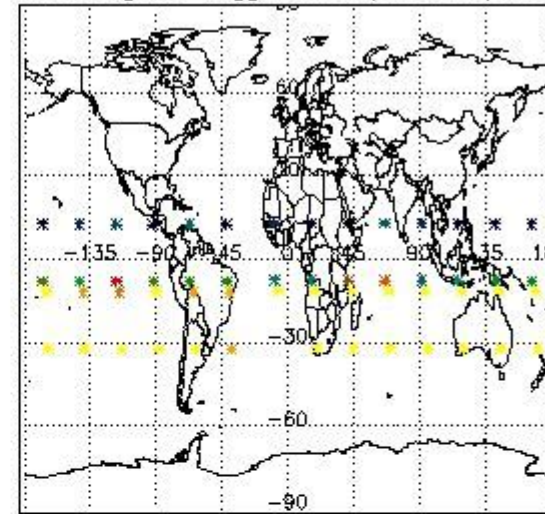


3.2 Plot quality information per product (world map)

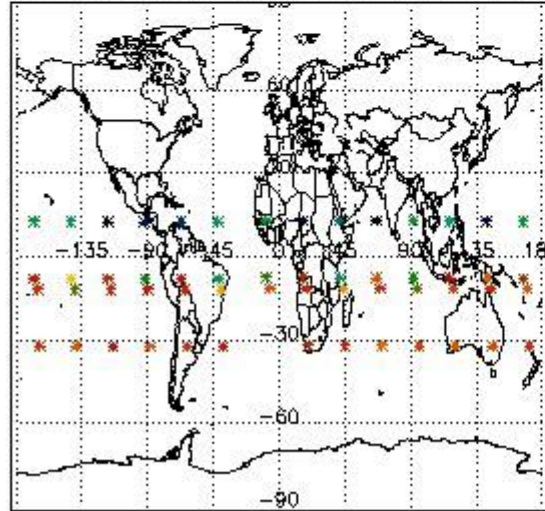
Percentage of flagged data per O3 profile



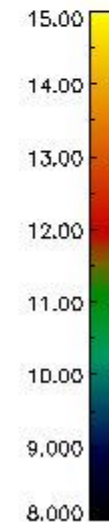
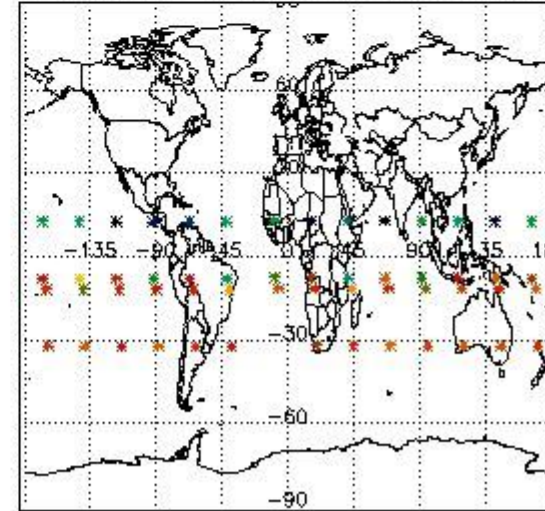
Percentage of flagged data per H2O profile



Percentage of flagged data per NO2 profile



Percentage of flagged data per NO3 profile

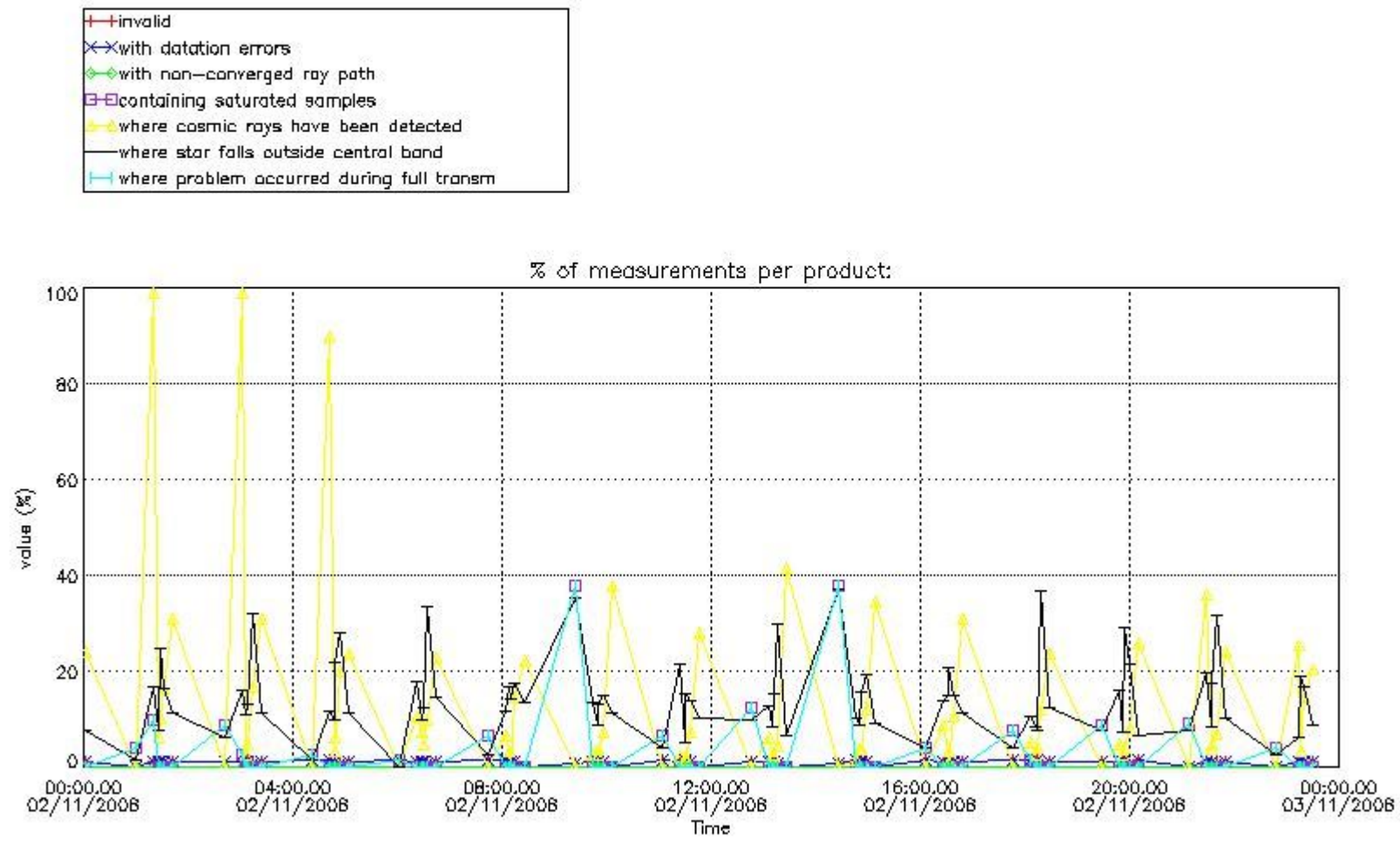


4. Level 1 quality information per product

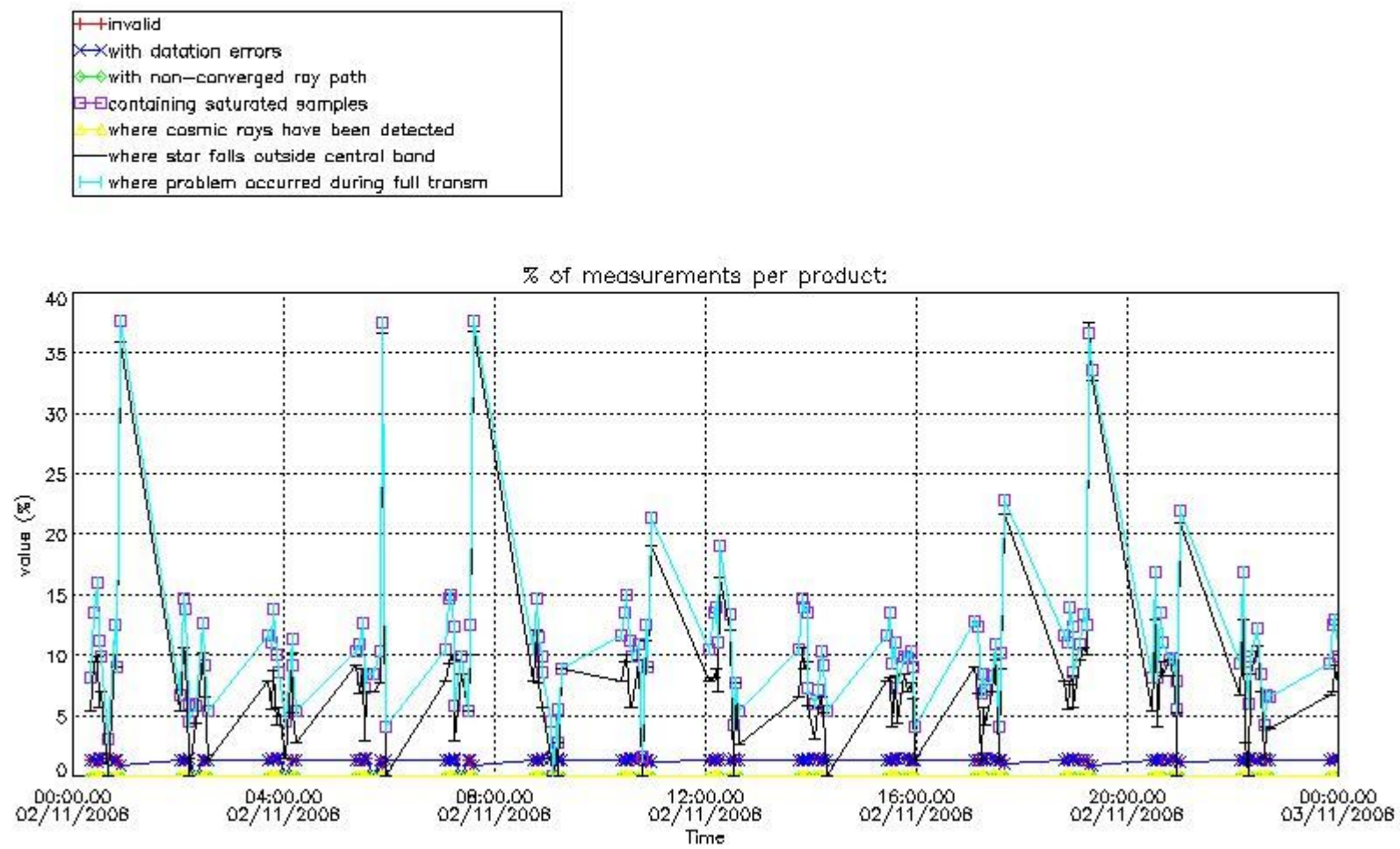
In this section it is plotted some information contained in the Quality Summary data set of the level 2 products that comes from the level 1b processing. Products without errors (error flag in the MPH set to "0") are used.

4.1 Plot quality information per product (time dependant) coming from level 1b processing

4.1.1 Plot level 1 quality information per product (time dependant): ENVISAT ASCENDING passes



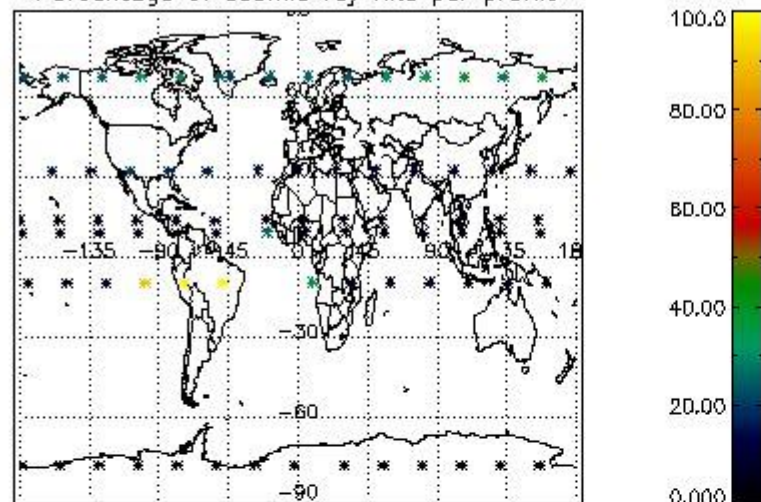
4.1.2 Plot level 1 quality information per product (time dependant): ENVI SAT DESCENDING passes



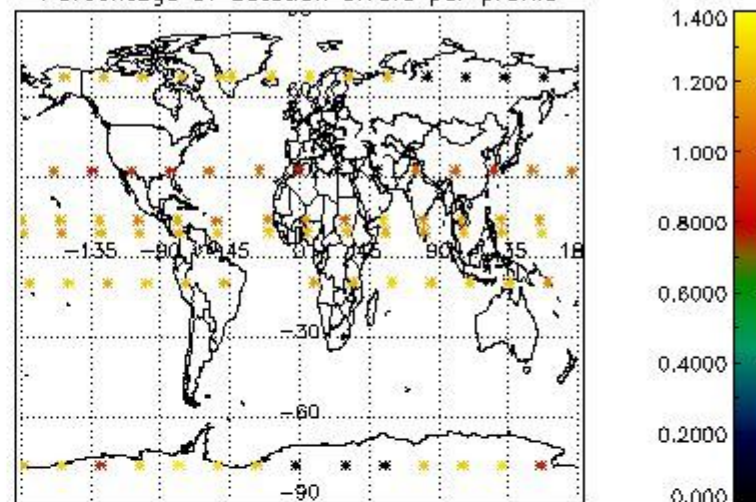
4.2 Plot quality information per product coming from level 1b processing (world map)

4.2.1 Plot level 1 quality information per product (world map): ENVISAT ASCENDING passes

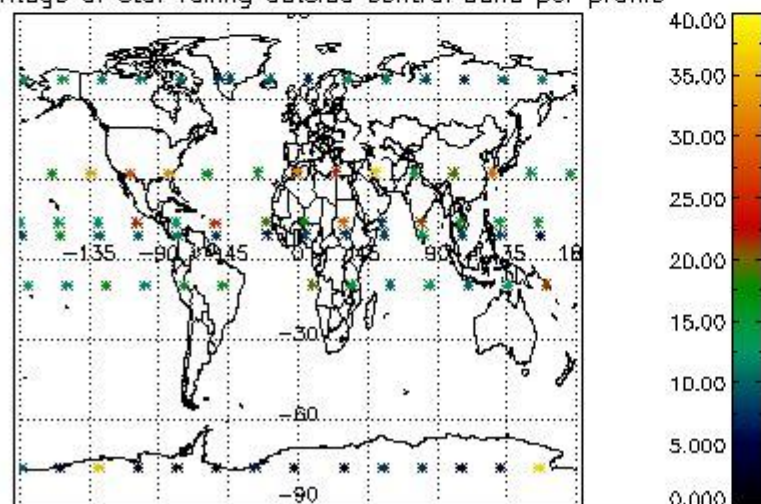
Percentage of cosmic ray hits per profile



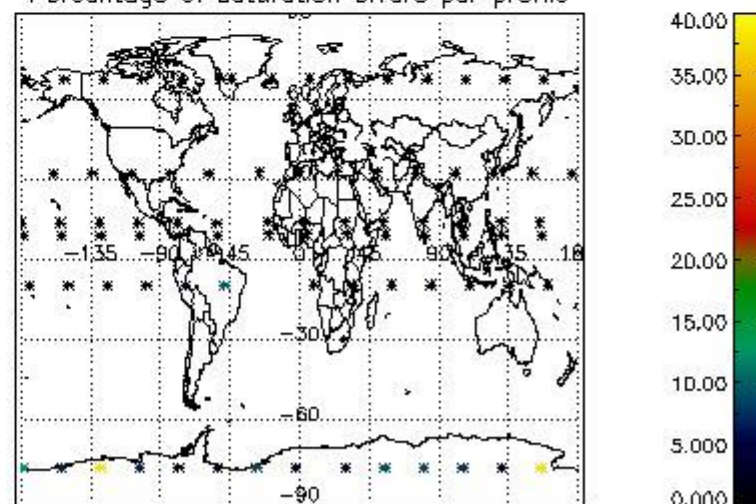
Percentage of datation errors per profile



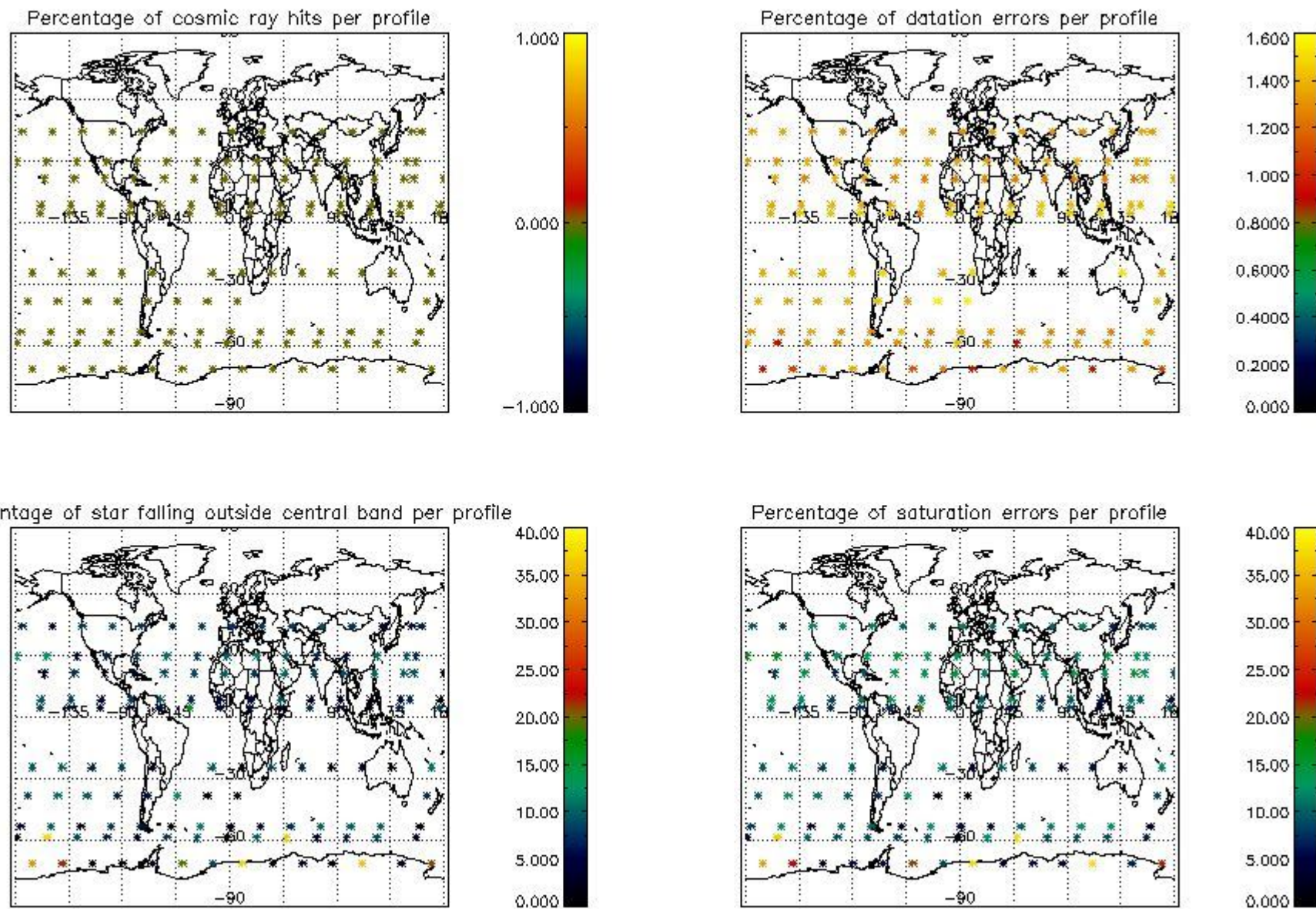
Percentage of star falling outside central band per profile



Percentage of saturation errors per profile



4.2.2 Plot level 1 quality information per product (world map): ENVISAT DESCENDING passes



5. Trace gas profiles

5.1 Ozone statistics based on quality of products

The final quality of the products can be "measured" using the STD (Standard Deviation) attached to every point profile. This information is written to the parameter GOM_NL__2P/NL_LOCAL_SPECIES_DENSITY/o3_std of the level 2 products. The table below shows the statistics for given STD ranges.

The statistics are given with respect to the overall valid production:

- Products without fatal errors: GOM_NL__2P/MPH/PRODUCT_ERR=0
- Valid point profile: GOM_NL__2P/NL_LOCAL_SPECIES_DENSITY/pcd(0)=0

The 'Criteria' is applied to valid points of dark limb products:

- Products in dark limb illumination condition: GOM_NL__2P/NL_SUMMARY_QUALITY/obs_ill_cond=0
- Products without fatal errors: GOM_NL__2P/MPH/PRODUCT_ERR=0
- Valid point profile: GOM_NL__2P/NL_LOCAL_SPECIES_DENSITY/pcd(0)=0

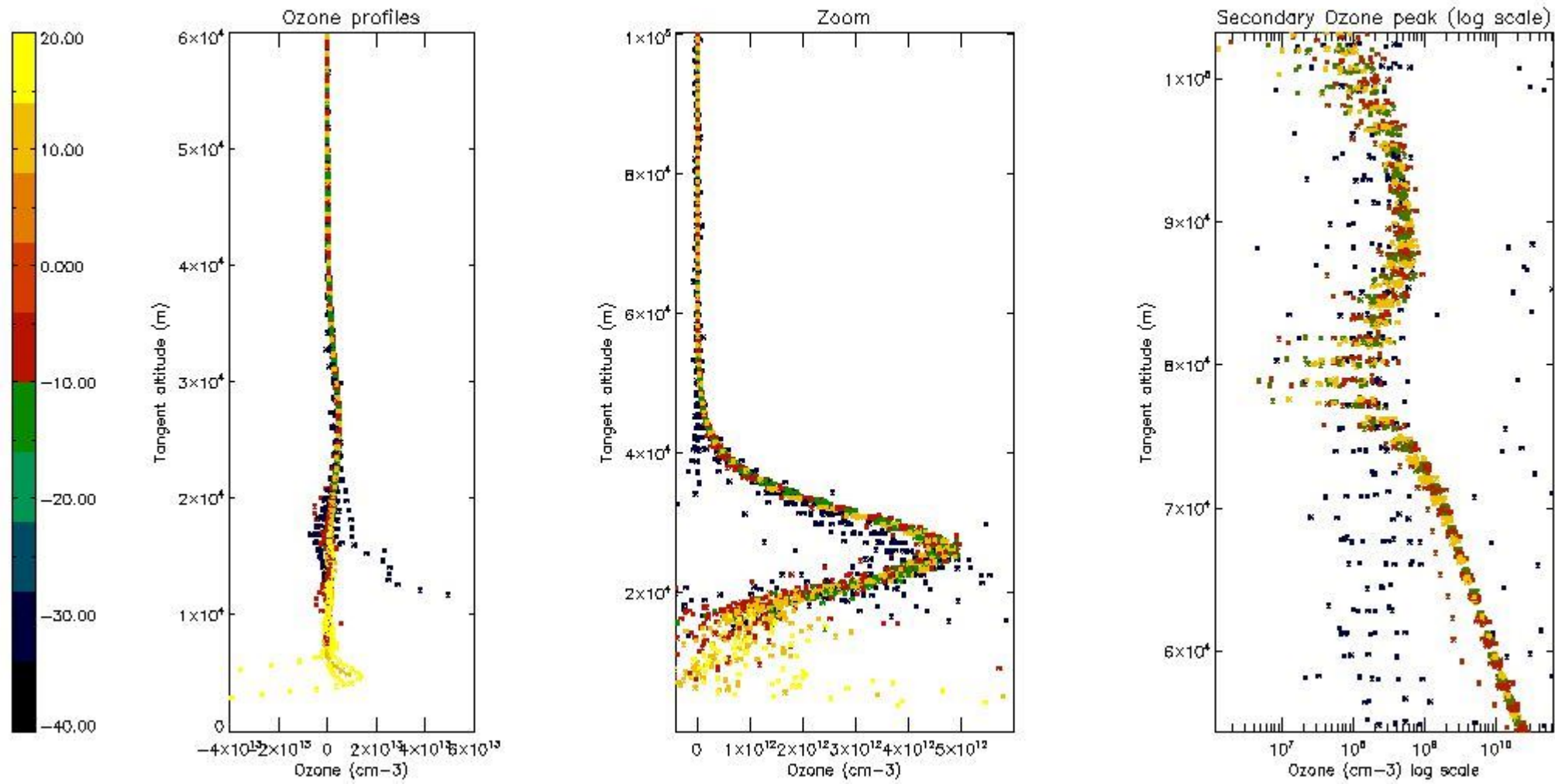
So, the table below shows the percentage of dark limb and valid observations for each criteria with respect to the overall valid daily observations.

Criteria	% of total production
All STD	29
STD < 20	16

STD < 10	12
STD < 5	6

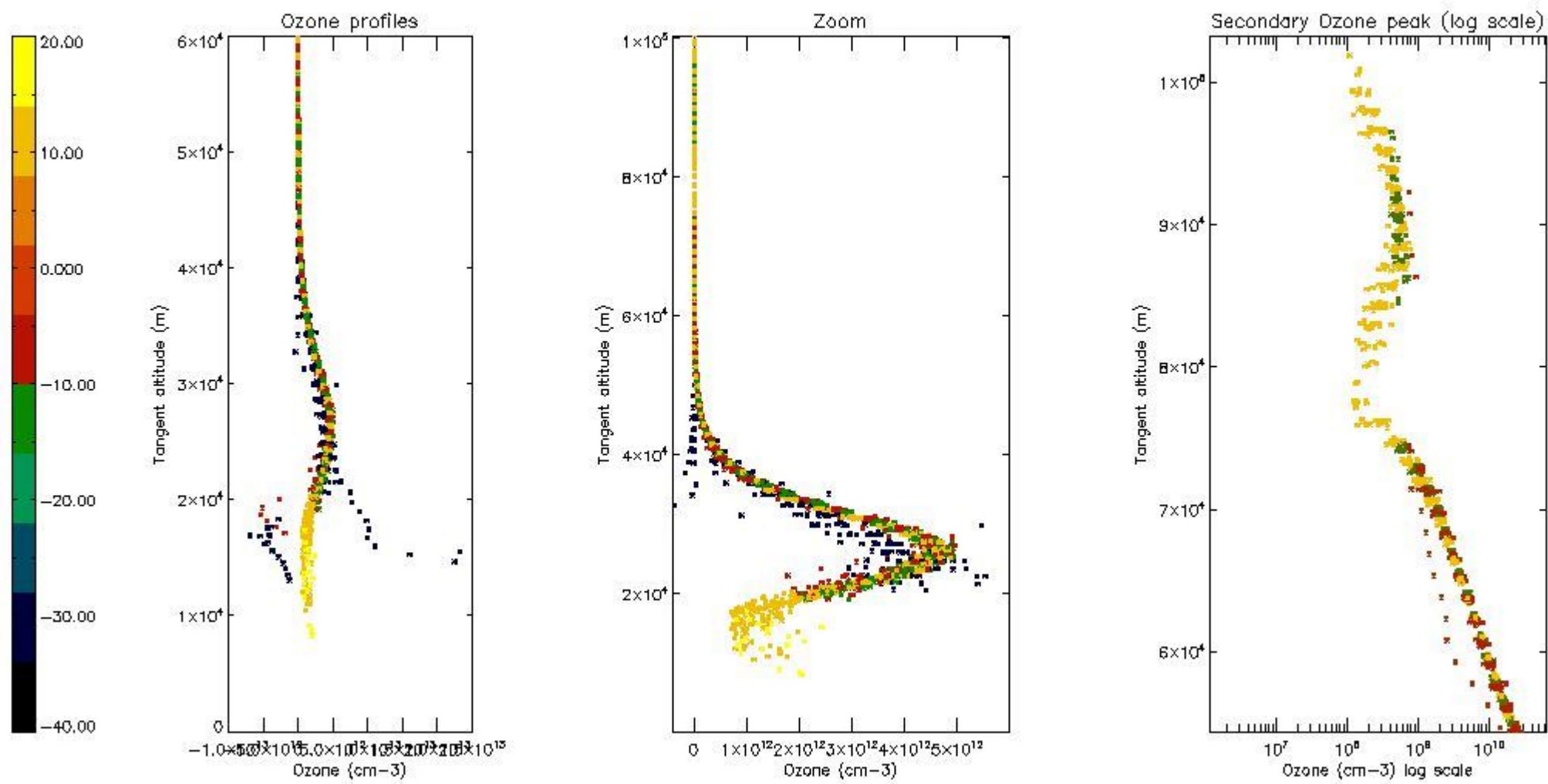
5.2 Plot ozone profiles for all STD (dark without errors)

The colorbar represents the latitude.



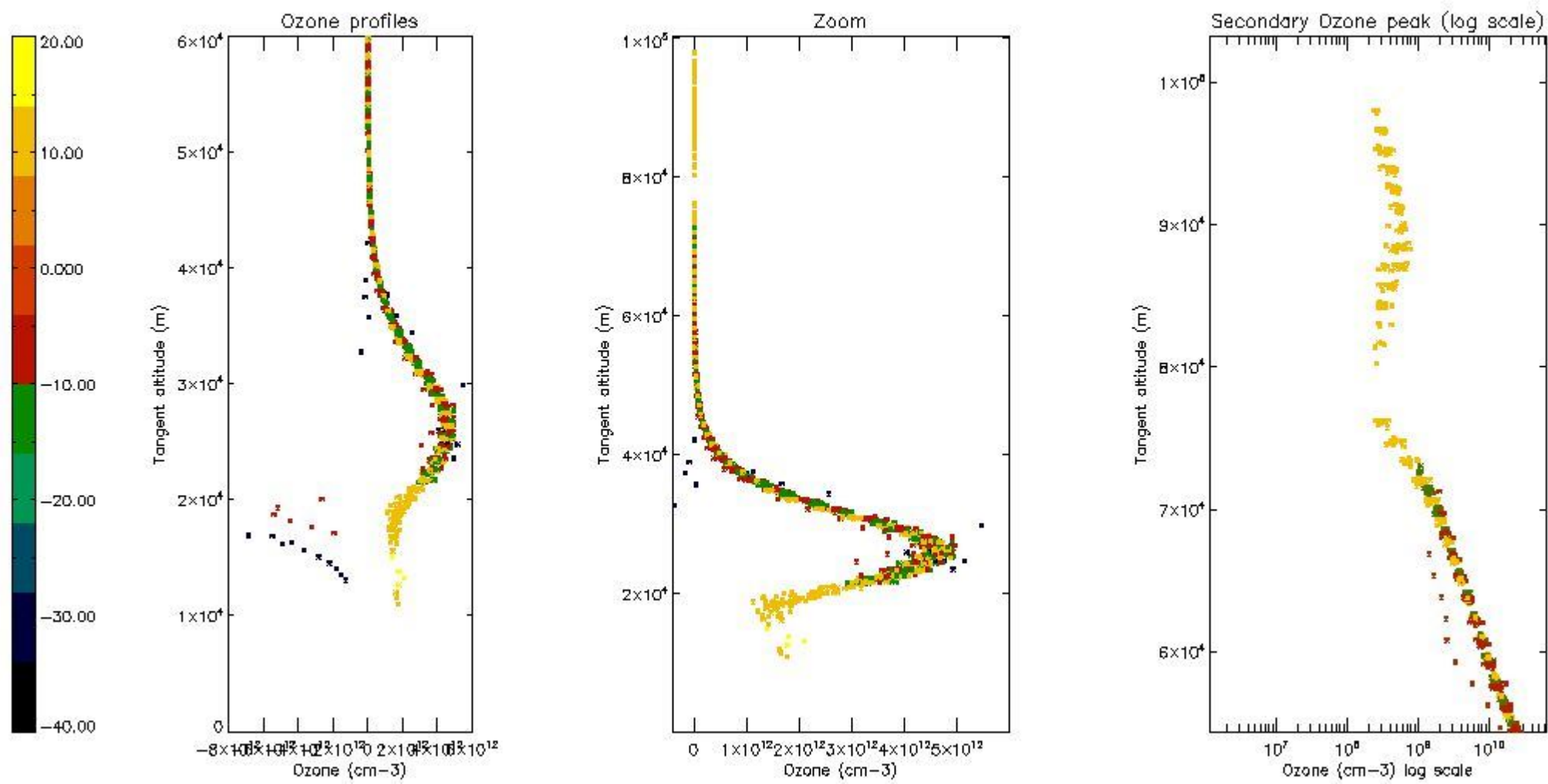
5.3 Plot ozone profiles where STD < 20% (dark without errors)

The colorbar represents the latitude.



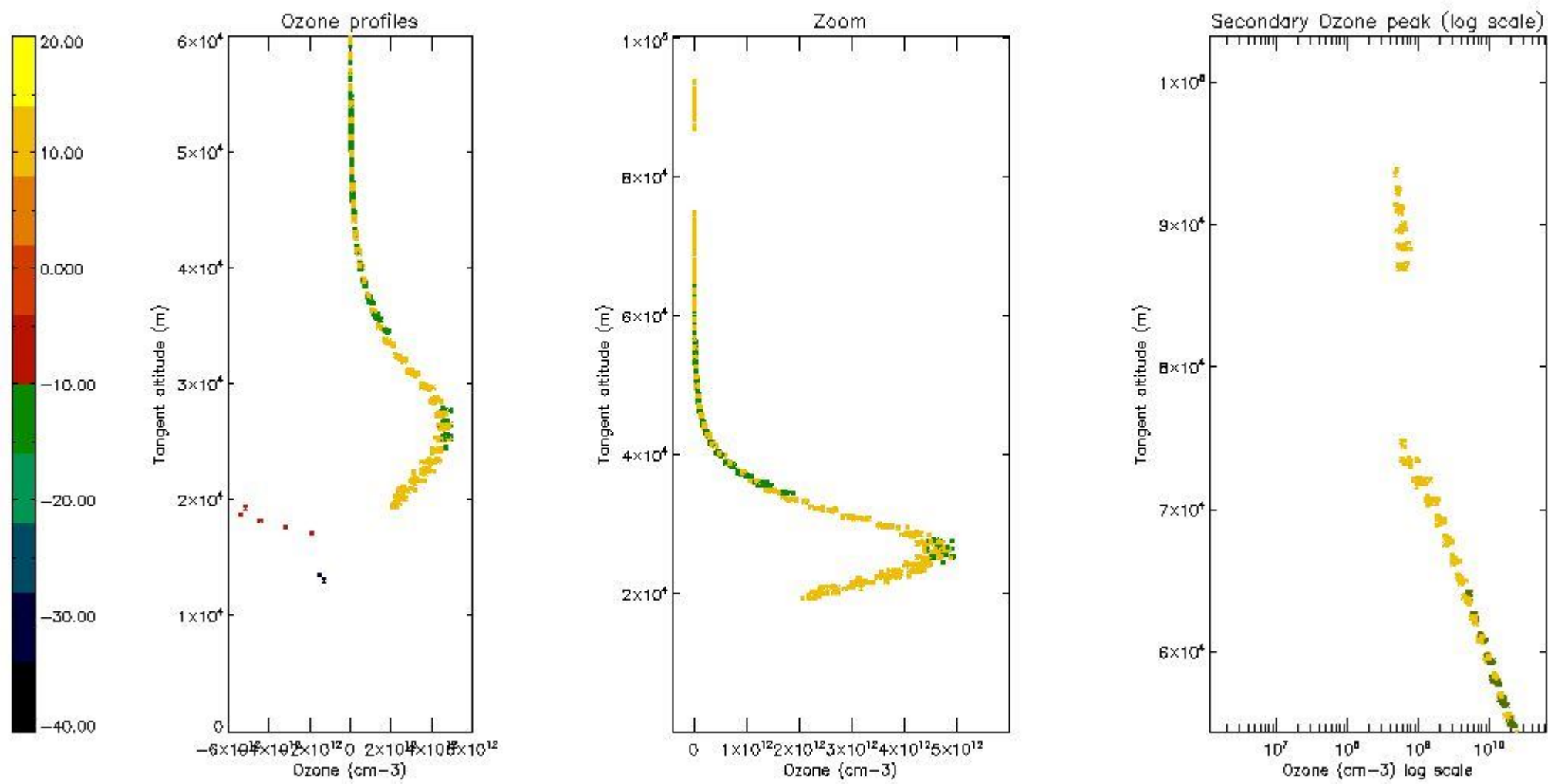
5.4 Plot ozone profiles where $STD < 10\%$ (dark without errors)

The colorbar represents the latitude.



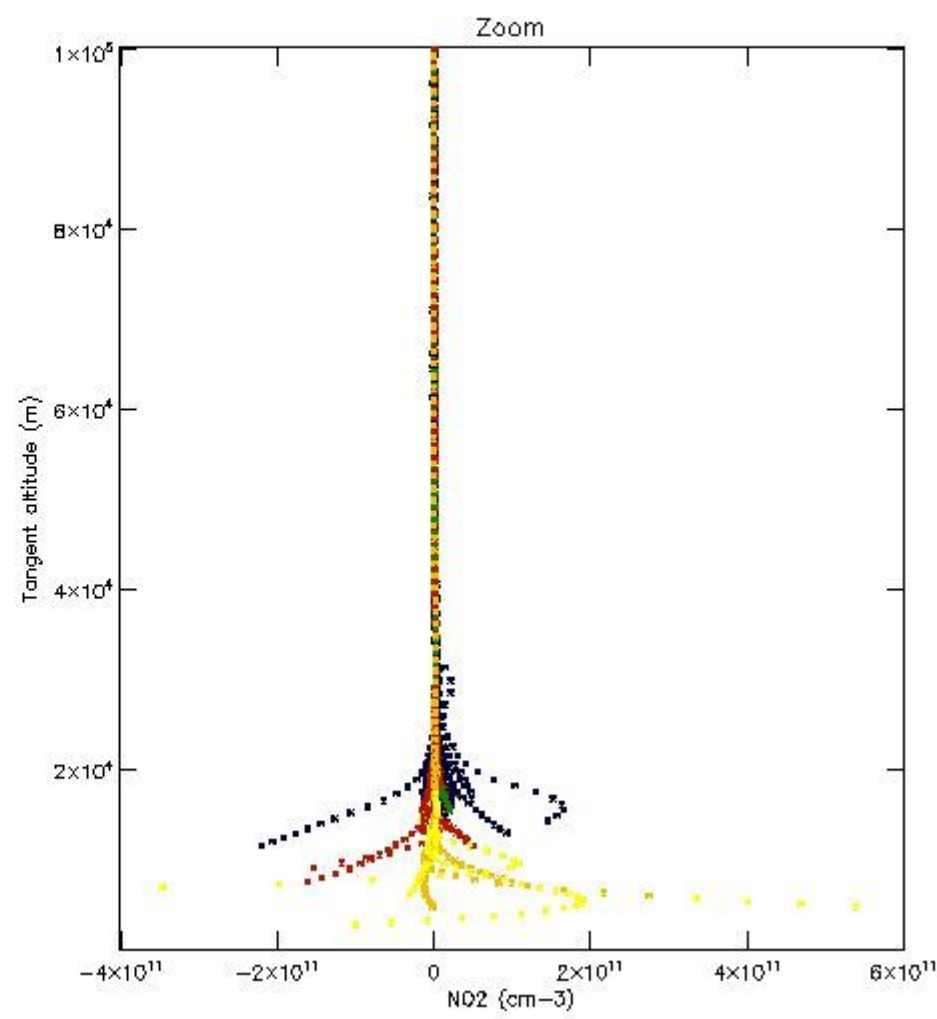
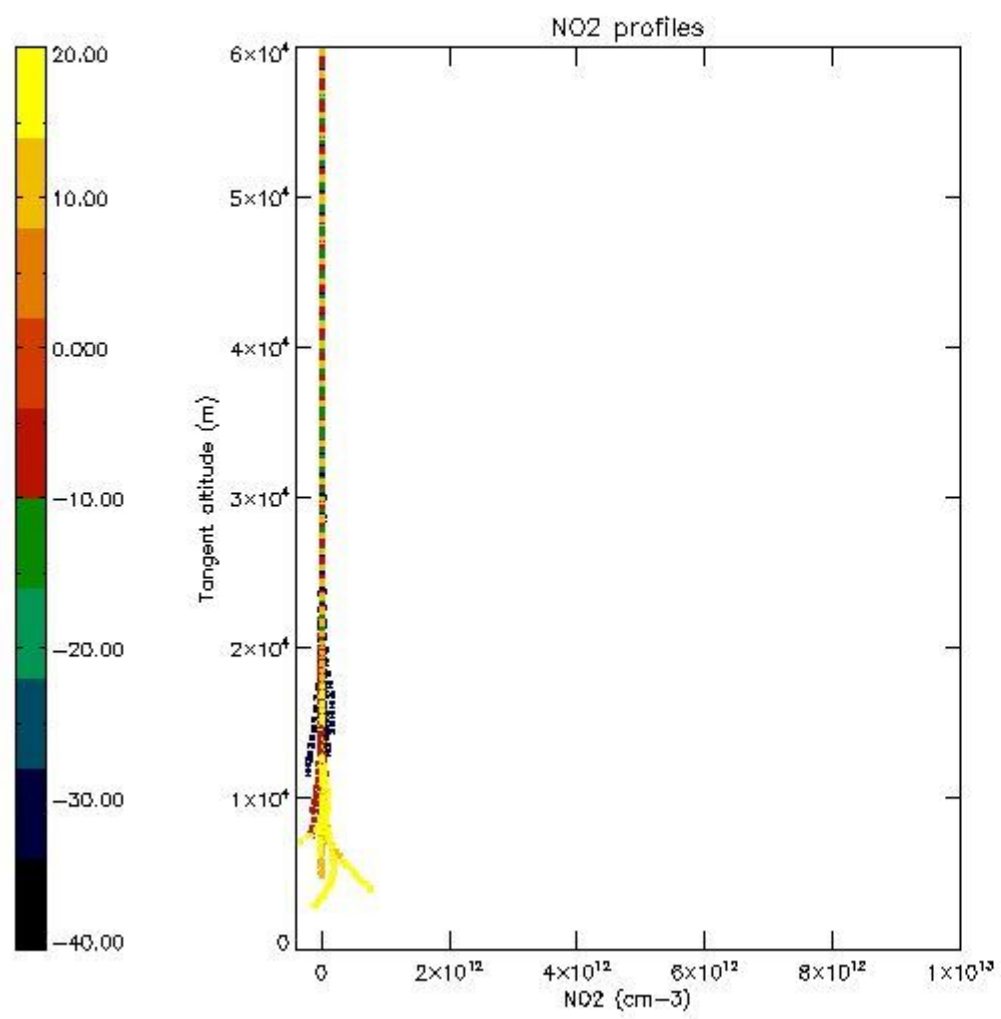
5.5 Plot ozone profiles where STD < 5% (dark without errors)

The colorbar represents the latitude.



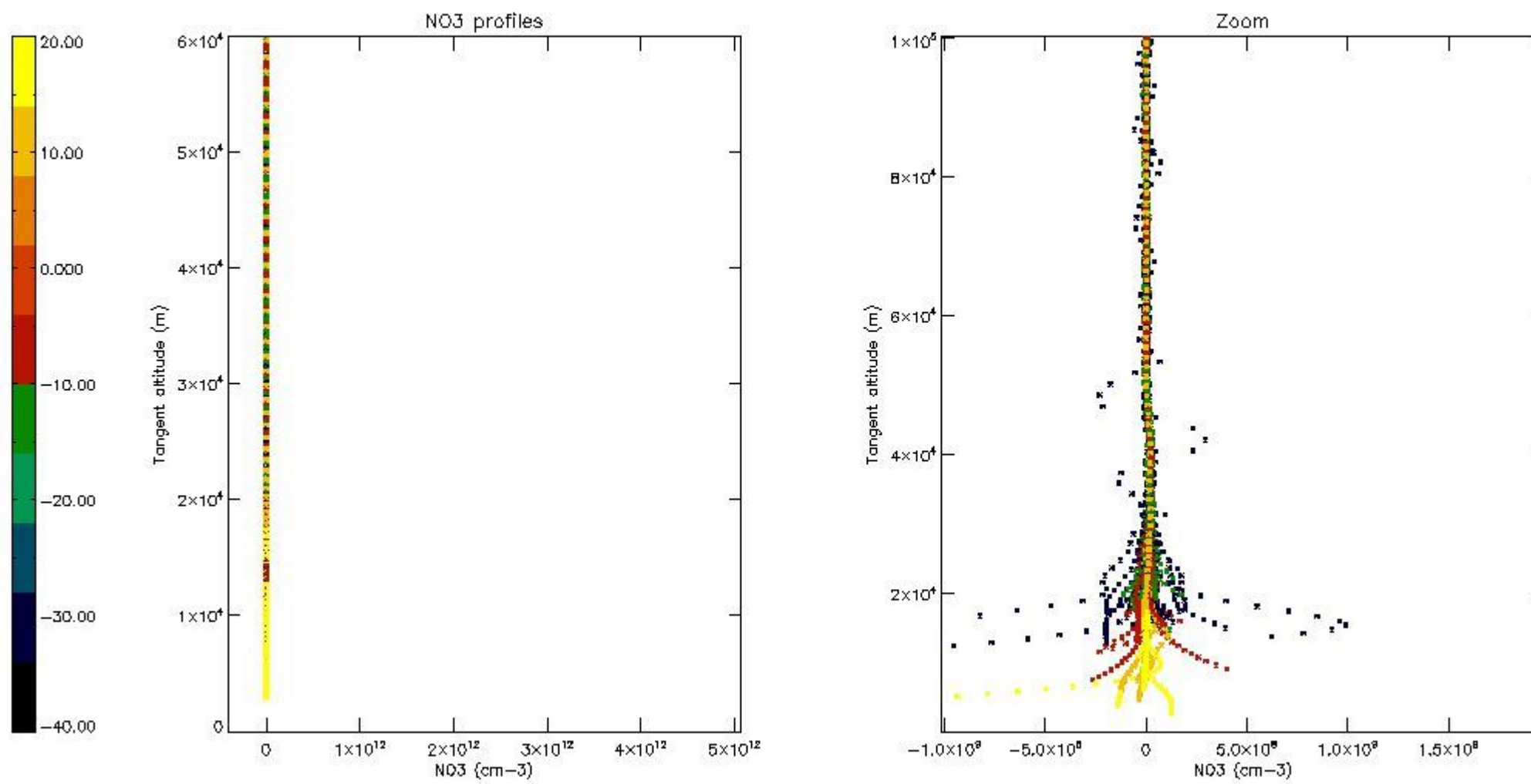
5.6 Plot NO₂ profiles for all STD (dark without errors)

The colorbar represents the latitude.



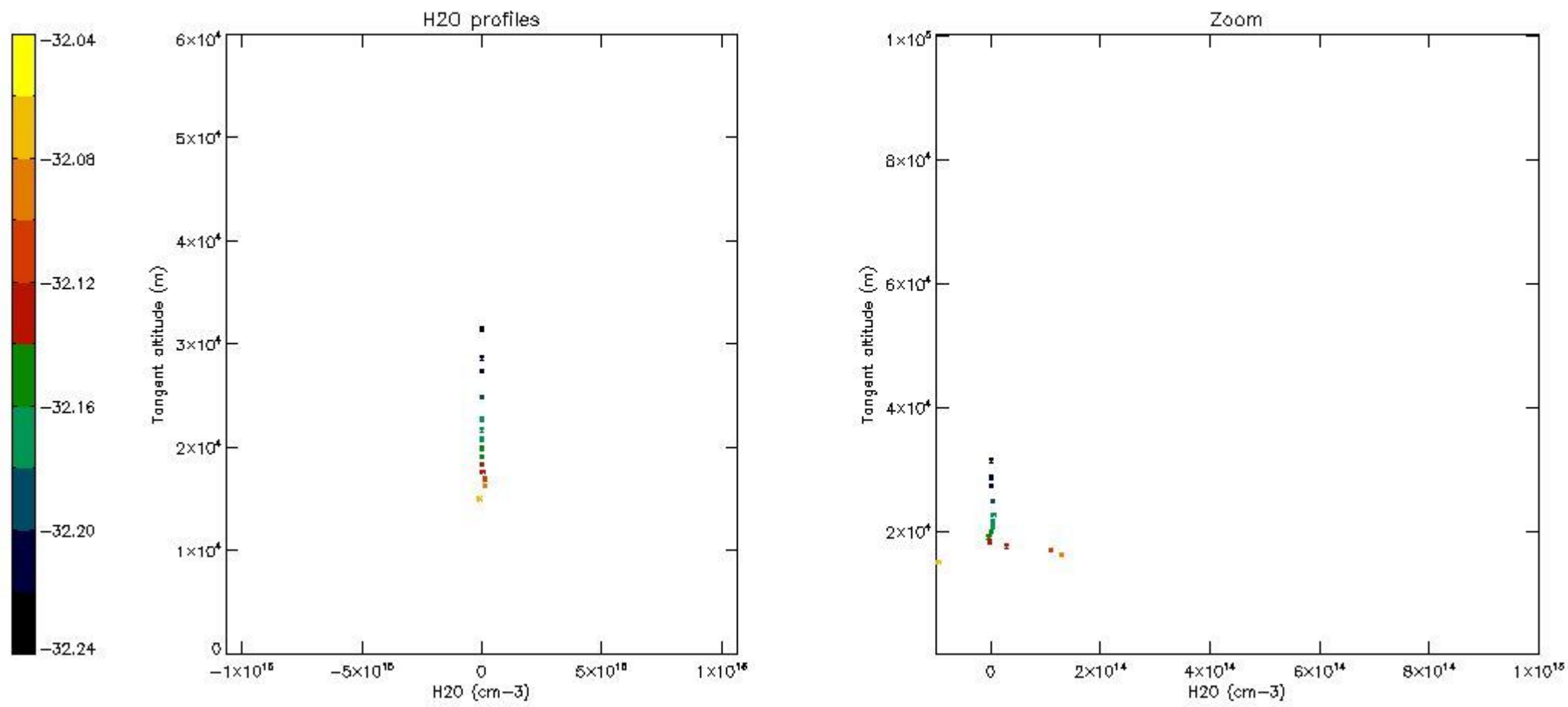
5.7 Plot NO3 profiles for all STD (dark without errors)

The colorbar represents the latitude.



5.8 Plot H₂O profiles for all STD (only for occultations of stars 1,2,3,4,13,14,16,26,63 dark without errors)

The colorbar represents the latitude.



6. Auxiliary Data Files used for the production reported in section 2

The number reported in the third column indicates since which file (see list in section 2) the corresponding auxiliary file has been used. The fourth column is the date of those product files.

Type	Auxiliary Filename	Used since product	Used since product date
INST_PHYS_CHARACTERISTICS	GOM_INS_AXVIEC20091111_143220_20030716_120000_20500101_000000	1	02-NOV-2008 00:02:04
LEVEL-2_PROC_CONFIG	GOM_PR2_AXVIEC20091111_152718_20020301_000000_20500101_000000	1	02-NOV-2008 00:02:04
CROSS_SECTIONS_FILE	GOM_CRS_AXVIEC20091111_154832_20020301_000000_20500101_000000	1	02-NOV-2008 00:02:04

GOMOS Level 2 Daily Report

SUMMARY

[1. General Info](#)

[2. Summary of processed GOM_NL_2P products](#)

[3. Level 2 Quality information per product](#)

[3.1 Plot of level 2 quality information per product \(time dependant\)](#)

[3.2 Plot of level 2 quality information per product \(world map\)](#)

[4. Level 1 Quality information per product \(stored on level 2 products\)](#)

[4.1 Plot of level 1 quality information per product \(time dependant\)](#)

[4.1.1 Plot of level 1 quality information per product \(time dependant\): ASCENDING](#)

[4.1.2 Plot of level 1 quality information per product \(time dependant\): DESCENDING](#)

[4.2 Plot of level 1 quality information per product \(world map\)](#)

[4.2.1 Plot of level 1 quality information per product \(world map\): ASCENDING](#)

[4.2.2 Plot of level 1 quality information per product \(world map\): DESCENDING](#)

[5. Ozone profiles based on quality statistics and other trace gas profiles](#)

[5.1 Ozone statistics based on quality of products](#)

[5.2 Plot ozone profiles for all STD \(dark without errors\)](#)

[5.3 Plot ozone profiles where STD < 20% \(dark without errors\)](#)

[5.4. Plot ozone profiles where STD < 10% \(dark without errors\)](#)

[5.5. Plot ozone profiles where STD < 5% \(dark without errors\)](#)

[5.6 Plot NO2 profiles for all STD \(dark without errors\)](#)

[5.7 Plot NO3 profiles for all STD \(dark without errors\)](#)

[5.8 Plot H2O profiles \(only for occultations of stars 1,2,3,4,13,14,16,26,63 dark without errors\) for all STD](#)

[6. Auxiliary Data Files used for the production reported in section 2](#)

This report presents the daily analysis on parameters extracted from GOMOS level 2 data (GOM_NL__2P). It is intended to monitor some important parameters that will impact the quality of these products. A list of level 2 products (and content) that have arrived during the reporting day to the PCF is also given.

Item	Value
Time of report generation	25APR2013 21:38:19
Data source version	GOMOS/6.01
Start time of products	02-11-2008 (02NOV2008 00:00:00)
Stop time of products	03-11-2008 (03NOV2008 00:00:00)
Store outputs in DB	Yes
Nb of level 2 prods	222
Nb of prods with errors	0

2. Summary of processed GOM_NL__2P products.

Nr	Filename	UTC Start time	Limb	Duration	Star Id	Star Name	Star Mag	Star Temp	Nb Meas	Orbit	Prod. error
1	GOM_NL__2PRFIN20081102_000204_000000402073_00274_34897_8678.N1	02-NOV-2008 00:02:04	Straylight	39.500	157	The1Eri	2.9060	9300.0	79	34897	No
2	GOM_NL__2PRFIN20081102_002047_000000372073_00274_34897_8679.N1	02-NOV-2008 00:20:47	Bright	37.000	105	6Bet Ari	2.6450	8900.0	74	34897	No
3	GOM_NL__2PRFIN20081102_002451_000000372073_00274_34897_8680.N1	02-NOV-2008 00:24:51	Bright	37.000	53	43Bet And	2.0480	3300.0	74	34897	No
4	GOM_NL__2PRFIN20081102_002713_000000412073_00274_34897_8681.N1	02-NOV-2008 00:27:13	Bright	40.500	73	57Gam1And	2.2600	13100.	81	34897	No
5	GOM_NL__2PRFIN20081102_003045_000000362073_00274_34897_8682.N1	02-NOV-2008 00:30:45	Bright	35.500	68	18Alp Cas	2.2250	4500.0	71	34897	No
6	GOM_NL__2PRFIN20081102_003155_000000362073_00274_34897_8683.N1	02-NOV-2008 00:31:55	Bright	35.500	76	27Gam Cas	2.3000	30000.	71	34897	No
7	GOM_NL__2PRFIN20081102_004000_000000332073_00274_34897_8684.N1	02-NOV-2008 00:40:00	Bright	33.000	49	1Alp UMi	1.9900	6300.0	66	34897	No
8	GOM_NL__2PRFIN20081102_004807_000000402073_00274_34897_8685.N1	02-NOV-2008 00:48:07	Bright	40.000	36	50Alp UMa	1.8000	6300.0	80	34897	No
9	GOM_NL__2PRFIN20081102_004944_000000392073_00274_34897_8686.N1	02-NOV-2008 00:49:44	Bright	39.000	82	48Bet UMa	2.3650	10600.	78	34897	No
10	GOM_NL__2PRFIN20081102_005326_000000572073_00274_34897_8687.N1	02-NOV-2008 00:53:26	Bright	57.000	174	52Psi UMa	3.0040	4400.0	114	34897	No
11	GOM_NL__2PRFIN20081102_010055_000000372073_00274_34897_8688.N1	02-NOV-2008 01:00:55	Bright	37.000	96	68Del Leo	2.5600	9300.0	74	34897	No
12	GOM_NL__2PRFIN20081102_012049_000000422073_00274_34897_8689.N1	02-NOV-2008 01:20:49	Dark	41.500	113	Mu Vel	2.6920	5000.0	83	34897	No
13	GOM_NL__2PRFIN20081102_012601_000000402073_00275_34898_8700.N1	02-NOV-2008 01:26:01	Dark	40.000	46	Del Vel	1.9540	10600.	80	34898	No
14	GOM_NL__2PRFIN20081102_012720_000000492073_00275_34898_8701.N1	02-NOV-2008 01:27:20	Dark	48.500	41	Eps Car	1.8600	4100.0	97	34898	No
15	GOM_NL__2PRFIN20081102_013231_000000492073_00275_34898_8702.N1	02-NOV-2008 01:32:31	Dark	48.500	2	Alp Car	-0.73600	7000.0	97	34898	No
16	GOM_NL__2PRFIN20081102_014240_000000412073_00275_34898_8703.N1	02-NOV-2008 01:42:40	Straylight	40.500	157	The1Eri	2.9060	9300.0	81	34898	No
17	GOM_NL__2PRFIN20081102_020123_000000372073_00275_34898_8704.N1	02-NOV-2008 02:01:23	Bright	37.000	105	6Bet Ari	2.6450	8900.0	74	34898	No
18	GOM_NL__2PRFIN20081102_020527_000000382073_00275_34898_8705.N1	02-NOV-2008 02:05:27	Bright	37.500	53	43Bet And	2.0480	3300.0	75	34898	No
19	GOM_NL__2PRFIN20081102_020748_000000402073_00275_34898_8706.N1	02-NOV-2008 02:07:48	Bright	40.000	73	57Gam1And	2.2600	13100.	80	34898	No
20	GOM_NL__2PRFIN20081102_021121_000000342073_00275_34898_8707.N1	02-NOV-2008 02:11:21	Bright	33.500	68	18Alp Cas	2.2250	4500.0	67	34898	No
21	GOM_NL__2PRFIN20081102_021231_000000332073_00275_34898_8708.N1	02-NOV-2008 02:12:31	Bright	33.000	76	27Gam Cas	2.3000	30000.	66	34898	No
22	GOM_NL__2PRFIN20081102_022036_000000342073_00275_34898_8709.N1	02-NOV-2008 02:20:36	Bright	34.000	49	1Alp UMi	1.9900	6300.0	68	34898	No
23	GOM_NL__2PRFIN20081102_022843_000000402073_00275_34898_8710.N1	02-NOV-2008 02:28:43	Bright	39.500	36	50Alp UMa	1.8000	6300.0	79	34898	No
24	GOM_NL__2PRFIN20081102_023020_000000392073_00275_34898_8711.N1	02-NOV-2008 02:30:20	Bright	38.500	82	48Bet UMa	2.3650	10600.	77	34898	No
25	GOM_NL__2PRFIN20081102_023402_000000372073_00275_34898_8712.N1	02-NOV-2008 02:34:02	Bright	37.000	174	52Psi UMa	3.0040	4400.0	74	34898	No
26	GOM_NL__2PRFIN20081102_024131_000000402073_00275_34898_8713.N1	02-NOV-2008 02:41:31	Bright	39.500	96	68Del Leo	2.5600	9300.0	79	34898	No
27	GOM_NL__2PRFIN20081102_030125_000000412073_00275_34898_8714.N1	02-NOV-2008 03:01:25	Dark	40.500	113	Mu Vel	2.6920	5000.0	81	34898	No
28	GOM_NL__2PRFIN20081102_030638_000000412073_00276_34899_8714.N1	02-NOV-2008 03:06:38	Dark	41.000	46	Del Vel	1.9540	10600.	82	34899	No
29	GOM_NL__2PRFIN20081102_030757_000000422073_00276_34899_8715.N1	02-NOV-2008 03:07:57	Dark	42.000	41	Eps Car	1.8600	4100.0	84	34899	No
30	GOM_NL__2PRFIN20081102_031308_000000602073_00276_34899_8716.N1	02-NOV-2008 03:13:08	Dark	59.500	2	Alp Car	-0.73600	7000.0	119	34899	No
31	GOM_NL__2PRFIN20081102_032316_000000412073_00276_34899_8717.N1	02-NOV-2008 03:23:16	Straylight	40.500	157	The1Eri	2.9060	9300.0	81	34899	No
32	GOM_NL__2PRFIN20081102_034159_000000392073_00276_34899_8718.N1	02-NOV-2008 03:41:59	Bright	38.500	105	6Bet Ari	2.6450	8900.0	77	34899	No
33	GOM_NL__2PRFIN20081102_034602_000000362073_00276_34899_8719.N1	02-NOV-2008 03:46:02	Bright	36.000	53	43Bet And	2.0480	3300.0	72	34899	No
34	GOM_NL__2PRFIN20081102_034824_000000402073_00276_34899_8720.N1	02-NOV-2008 03:48:24	Bright	40.000	73	57Gam1And	2.2600	13100.	80	34899	No
35	GOM_NL__2PRFIN20081102_035157_000000352073_00276_34899_8721.N1	02-NOV-2008 03:51:57	Bright	35.000	68	18Alp Cas	2.2250	4500.0	70	34899	No
36	GOM_NL__2PRFIN20081102_035307_000000352073_00276_34899_8722.N1	02-NOV-2008 03:53:07	Bright	35.000	76	27Gam Cas	2.3000	30000.	70	34899	No
37	GOM_NL__2PRFIN20081102_040112_000000332073_00276_34899_8723.N1	02-NOV-2008 04:01:12	Bright	33.000	49	1Alp UMi	1.9900	6300.0	66	34899	No
38	GOM_NL__2PRFIN20081102_040919_000000402073_00276_34899_8724.N1	02-NOV-2008 04:09:19	Bright	39.500	36	50Alp UMa	1.8000	6300.0	79	34899	No
39	GOM_NL__2PRFIN20081102_041056_000000382073_00276_34899_8725.N1	02-NOV-2008 04:10:56	Bright	38.000	82	48Bet UMa	2.3650	10600.	76	34899	No
40	GOM_NL__2PRFIN20081102_041438_000000372073_00276_34899_8726.N1	02-NOV-2008 04:14:38	Bright	37.000	174	52Psi UMa	3.0040	4400.0	74	34899	No
41	GOM_NL__2PRFIN20081102_042207_000000382073_00276_34899_8727.N1	02-NOV-2008 04:22:07	Bright	37.500	96	68Del Leo	2.5600	9300.0	75	34899	No
42	GOM_NL__2PRFIN20081102_044201_000000392073_00276_34899_8728.N1	02-NOV-2008 04:42:01	Dark	39.000	113	Mu Vel	2.6920	5000.0	78	34899	No

43	GOM_NL__2PRFIN20081102_044714_000000422073_00277_34900_8726.N1	02-NOV-2008 04:47:14	Dark	41.500	46	Del Vel	1.9540	10600.	83	34900	No
44	GOM_NL__2PRFIN20081102_044833_000000462073_00277_34900_8727.N1	02-NOV-2008 04:48:33	Dark	46.000	41	Eps Car	1.8600	4100.0	92	34900	No
45	GOM_NL__2PRFIN20081102_045345_000000562073_00277_34900_8728.N1	02-NOV-2008 04:53:45	Dark	55.500	2	Alp Car	-0.73600	7000.0	111	34900	No
46	GOM_NL__2PRFIN20081102_050353_000000412073_00277_34900_8729.N1	02-NOV-2008 05:03:53	Straylight	40.500	157	The1Eri	2.9060	9300.0	81	34900	No
47	GOM_NL__2PRFIN20081102_052235_000000392073_00277_34900_8730.N1	02-NOV-2008 05:22:35	Bright	38.500	105	6Bet Ari	2.6450	8900.0	77	34900	No
48	GOM_NL__2PRFIN20081102_052638_000000372073_00277_34900_8731.N1	02-NOV-2008 05:26:38	Bright	36.500	53	43Bet And	2.0480	3300.0	73	34900	No
49	GOM_NL__2PRFIN20081102_052900_000000402073_00277_34900_8732.N1	02-NOV-2008 05:29:00	Bright	39.500	73	57Gam1And	2.2600	13100.	79	34900	No
50	GOM_NL__2PRFIN20081102_053233_000000352073_00277_34900_8733.N1	02-NOV-2008 05:32:33	Bright	34.500	68	18Alp Cas	2.2250	4500.0	69	34900	No
51	GOM_NL__2PRFIN20081102_053343_000000362073_00277_34900_8734.N1	02-NOV-2008 05:33:43	Bright	35.500	76	27Gam Cas	2.3000	30000.	71	34900	No
52	GOM_NL__2PRFIN20081102_054148_000000362073_00277_34900_8735.N1	02-NOV-2008 05:41:48	Bright	35.500	49	1Alp UMi	1.9900	6300.0	71	34900	No
53	GOM_NL__2PRFIN20081102_054955_000000392073_00277_34900_8736.N1	02-NOV-2008 05:49:55	Bright	39.000	36	50Alp UMa	1.8000	6300.0	78	34900	No
54	GOM_NL__2PRFIN20081102_055131_000000562073_00277_34900_8737.N1	02-NOV-2008 05:51:31	Bright	56.000	82	48Bet UMa	2.3650	10600.	112	34900	No
55	GOM_NL__2PRFIN20081102_055514_000000372073_00277_34900_8738.N1	02-NOV-2008 05:55:14	Bright	36.500	174	52Psi UMa	3.0040	4400.0	73	34900	No
56	GOM_NL__2PRFIN20081102_060243_000000372073_00277_34900_8739.N1	02-NOV-2008 06:02:43	Bright	37.000	96	68Del Leo	2.5600	9300.0	74	34900	No
57	GOM_NL__2PRFIN20081102_062238_000000422073_00277_34900_8740.N1	02-NOV-2008 06:22:38	Dark	42.000	113	Mu Vel	2.6920	5000.0	84	34900	No
58	GOM_NL__2PRFIN20081102_062751_000000412073_00278_34901_8737.N1	02-NOV-2008 06:27:51	Dark	41.000	46	Del Vel	1.9540	10600.	82	34901	No
59	GOM_NL__2PRFIN20081102_062910_000000412073_00278_34901_8738.N1	02-NOV-2008 06:29:10	Dark	41.000	41	Eps Car	1.8600	4100.0	82	34901	No
60	GOM_NL__2PRFIN20081102_063422_000000612073_00278_34901_8739.N1	02-NOV-2008 06:34:22	Dark	61.000	2	Alp Car	-0.73600	7000.0	122	34901	No
61	GOM_NL__2PRFIN20081102_064429_000000422073_00278_34901_8740.N1	02-NOV-2008 06:44:29	Straylight	41.500	157	The1Eri	2.9060	9300.0	83	34901	No
62	GOM_NL__2PRFIN20081102_070311_000000382073_00278_34901_8741.N1	02-NOV-2008 07:03:11	Bright	38.000	105	6Bet Ari	2.6450	8900.0	76	34901	No
63	GOM_NL__2PRFIN20081102_070714_000000382073_00278_34901_8742.N1	02-NOV-2008 07:07:14	Bright	37.500	53	43Bet And	2.0480	3300.0	75	34901	No
64	GOM_NL__2PRFIN20081102_070936_000000402073_00278_34901_8743.N1	02-NOV-2008 07:09:36	Bright	40.000	73	57Gam1And	2.2600	13100.	80	34901	No
65	GOM_NL__2PRFIN20081102_071309_000000372073_00278_34901_8744.N1	02-NOV-2008 07:13:09	Bright	36.500	68	18Alp Cas	2.2250	4500.0	73	34901	No
66	GOM_NL__2PRFIN20081102_071419_000000342073_00278_34901_8745.N1	02-NOV-2008 07:14:19	Bright	34.000	76	27Gam Cas	2.3000	30000.	68	34901	No
67	GOM_NL__2PRFIN20081102_072224_000000362073_00278_34901_8746.N1	02-NOV-2008 07:22:24	Bright	35.500	49	1Alp UMi	1.9900	6300.0	71	34901	No
68	GOM_NL__2PRFIN20081102_073031_000000382073_00278_34901_8747.N1	02-NOV-2008 07:30:31	Bright	37.500	36	50Alp UMa	1.8000	6300.0	75	34901	No
69	GOM_NL__2PRFIN20081102_073207_000000402073_00278_34901_8748.N1	02-NOV-2008 07:32:07	Bright	40.000	82	48Bet UMa	2.3650	10600.	80	34901	No
70	GOM_NL__2PRFIN20081102_073550_000000572073_00278_34901_8749.N1	02-NOV-2008 07:35:50	Bright	57.000	174	52Psi UMa	3.0040	4400.0	114	34901	No
71	GOM_NL__2PRFIN20081102_074320_000000392073_00278_34901_8750.N1	02-NOV-2008 07:43:20	Bright	38.500	96	68Del Leo	2.5600	9300.0	77	34901	No
72	GOM_NL__2PRFIN20081102_080314_000000392073_00278_34901_8751.N1	02-NOV-2008 08:03:14	Dark	39.000	113	Mu Vel	2.6920	5000.0	78	34901	No
73	GOM_NL__2PRFIN20081102_080827_000000452073_00279_34902_8756.N1	02-NOV-2008 08:08:27	Dark	44.500	46	Del Vel	1.9540	10600.	89	34902	No
74	GOM_NL__2PRFIN20081102_080947_000000432073_00279_34902_8757.N1	02-NOV-2008 08:09:47	Dark	42.500	41	Eps Car	1.8600	4100.0	85	34902	No
75	GOM_NL__2PRFIN20081102_081458_000000492073_00279_34902_8758.N1	02-NOV-2008 08:14:58	Dark	48.500	2	Alp Car	-0.73600	7000.0	97	34902	No
76	GOM_NL__2PRFIN20081102_082505_000000412073_00279_34902_8759.N1	02-NOV-2008 08:25:05	Straylight	40.500	157	The1Eri	2.9060	9300.0	81	34902	No
77	GOM_NL__2PRFIN20081102_084346_000000382073_00279_34902_8760.N1	02-NOV-2008 08:43:46	Bright	38.000	105	6Bet Ari	2.6450	8900.0	76	34902	No
78	GOM_NL__2PRFIN20081102_084750_000000382073_00279_34902_8761.N1	02-NOV-2008 08:47:50	Bright	37.500	53	43Bet And	2.0480	3300.0	75	34902	No
79	GOM_NL__2PRFIN20081102_085011_000000392073_00279_34902_8762.N1	02-NOV-2008 08:50:11	Bright	39.000	73	57Gam1And	2.2600	13100.	78	34902	No
80	GOM_NL__2PRFIN20081102_085345_000000362073_00279_34902_8763.N1	02-NOV-2008 08:53:45	Bright	35.500	68	18Alp Cas	2.2250	4500.0	71	34902	No
81	GOM_NL__2PRFIN20081102_085455_000000352073_00279_34902_8764.N1	02-NOV-2008 08:54:55	Bright	35.000	76	27Gam Cas	2.3000	30000.	70	34902	No
82	GOM_NL__2PRFIN20081102_090300_000000342073_00279_34902_8765.N1	02-NOV-2008 09:03:00	Bright	33.500	49	1Alp UMi	1.9900	6300.0	67	34902	No
83	GOM_NL__2PRFIN20081102_090654_000000322073_00279_34902_8766.N1	02-NOV-2008 09:06:54	Bright	32.000	60	7Bet UMi	2.0810	3950.0	64	34902	No
84	GOM_NL__2PRFIN20081102_091106_000000372073_00279_34902_8767.N1	02-NOV-2008 09:11:06	Bright	36.500	36	50Alp UMa	1.8000	6300.0	73	34902	No
85	GOM_NL__2PRFIN20081102_091243_000000362073_00279_34902_8768.N1	02-NOV-2008 09:12:43	Bright	35.500	82	48Bet UMa	2.3650	10600.	71	34902	No
86	GOM_NL__2PRFIN20081102_091626_000000402073_00279_34902_8769.N1	02-NOV-2008 09:16:26	Bright	39.500	174	52Psi UMa	3.0040	4400.0	79	34902	No
87	GOM_NL__2PRFIN20081102_092356_000000582073_00279_34902_8770.N1	02-NOV-2008 09:23:56	Bright	58.000	96	68Del Leo	2.5600	9300.0	116	34902	No
88	GOM_NL__2PRFIN20081102_094351_000000412073_00279_34902_8771.N1	02-NOV-2008 09:43:51	Dark	40.500	113	Mu Vel	2.6920	5000.0	81	34902	No
89	GOM_NL__2PRFIN20081102_094904_000000412073_00280_34903_8763.N1	02-NOV-2008 09:49:04	Dark	40.500	46	Del Vel	1.9540	10600.	81	34903	No
90	GOM_NL__2PRFIN20081102_095023_000000422073_00280_34903_8764.N1	02-NOV-2008 09:50:23	Dark	41.500	41	Eps Car	1.8600	4100.0	83	34903	No
91	GOM_NL__2PRFIN20081102_095535_000000482073_00280_34903_8765.N1	02-NOV-2008 09:55:35	Dark	47.500	2	Alp Car	-0.73600	7000.0	95	34903	No
92	GOM_NL__2PRFIN20081102_100542_000000402073_00280_34903_8766.N1	02-NOV-2008 10:05:42	Straylight	39.500	157	The1Eri	2.9060	9300.0	79	34903	No
93	GOM_NL__2PRFIN20081102_102422_000000392073_00280_34903_8767.N1	02-NOV-2008 10:24:22	Bright	38.500	105	6Bet Ari	2.6450	8900.0	77	34903	No
94	GOM_NL__2PRFIN20081102_102826_000000372073_00280_34903_8768.N1	02-NOV-2008 10:28:26	Bright	37.000	53	43Bet And	2.0480	3300.0	74	34903	No
95	GOM_NL__2PRFIN20081102_103047_000000402073_00280_34903_8769.N1	02-NOV-2008 10:30:47	Bright	40.000	73	57Gam1And	2.2600	13100.	80	34903	No
96	GOM_NL__2PRFIN20081102_103421_000000362073_00280_34903_8770.N1	02-NOV-2008 10:34:21	Bright	35.500	68	18Alp Cas	2.2250	4500.0	71	34903	No
97	GOM_NL__2PRFIN20081102_103531_000000362073_00280_34903_8771.N1	02-NOV-2008 10:35:31	Bright	35.500	76	27Gam Cas	2.3000	30000.	71	34903	No
98	GOM_NL__2PRFIN20081102_104336_000000372073_00280_34903_8772.N1	02-NOV-2008 10:43:36	Bright	36.500	49	1Alp UMi	1.9900	6300.0	73	34903	No
99	GOM_NL__2PRFIN20081102_104730_000000322073_00280_34903_8773.N1	02-NOV-2008 10:47:30	Bright	32.000	60	7Bet UMi	2.0810	3950.0	64	34903	No
100	GOM_NL__2PRFIN20081102_105142_000000402073_00280_34903_8774.N1	02-NOV-2008 10:51:42	Bright	40.000	36	50Alp UMa	1.8000	6300.0	80	34903	No
101	GOM_NL__2PRFIN20081102_105319_000000392073_00280_34903_8775.N1	02-NOV-2008 10:53:19	Bright	39.000	82	48Bet UMa	2.3650	10600.	78	34903	No

102	GOM_NL__2PRFIN20081102_105702_000000452073_00280_34903_8776.N1	02-NOV-2008 10:57:02	Bright	44.500	174	52Psi UMa	3.0040	4400.0	89	34903	No
103	GOM_NL__2PRFIN20081102_110432_000000392073_00280_34903_8777.N1	02-NOV-2008 11:04:32	Bright	38.500	96	68Del Leo	2.5600	9300.0	77	34903	No
104	GOM_NL__2PRFIN20081102_112427_000000452073_00280_34903_8778.N1	02-NOV-2008 11:24:27	Dark	44.500	113	Mu Vel	2.6920	5000.0	89	34903	No
105	GOM_NL__2PRFIN20081102_112941_000000392073_00281_34904_8784.N1	02-NOV-2008 11:29:41	Dark	39.000	46	Del Vel	1.9540	10600.	78	34904	No
106	GOM_NL__2PRFIN20081102_113059_000000432073_00281_34904_8785.N1	02-NOV-2008 11:30:59	Dark	43.000	41	Eps Car	1.8600	4100.0	86	34904	No
107	GOM_NL__2PRFIN20081102_113612_000000472073_00281_34904_8786.N1	02-NOV-2008 11:36:12	Dark	47.000	2	Alp Car	-0.73600	7000.0	94	34904	No
108	GOM_NL__2PRFIN20081102_114618_000000402073_00281_34904_8787.N1	02-NOV-2008 11:46:18	Straylight	39.500	157	The1Eri	2.9060	9300.0	79	34904	No
109	GOM_NL__2PRFIN20081102_120458_000000382073_00281_34904_8788.N1	02-NOV-2008 12:04:58	Bright	38.000	105	6Bet Ari	2.6450	8900.0	76	34904	No
110	GOM_NL__2PRFIN20081102_120902_000000372073_00281_34904_8789.N1	02-NOV-2008 12:09:02	Bright	37.000	53	43Bet And	2.0480	3300.0	74	34904	No
111	GOM_NL__2PRFIN20081102_121123_000000402073_00281_34904_8790.N1	02-NOV-2008 12:11:23	Bright	39.500	73	57Gam1And	2.2600	13100.	79	34904	No
112	GOM_NL__2PRFIN20081102_121456_000000362073_00281_34904_8791.N1	02-NOV-2008 12:14:56	Bright	36.000	68	18Alp Cas	2.2250	4500.0	72	34904	No
113	GOM_NL__2PRFIN20081102_121606_000000402073_00281_34904_8792.N1	02-NOV-2008 12:16:06	Bright	39.500	76	27Gam Cas	2.3000	30000.	79	34904	No
114	GOM_NL__2PRFIN20081102_122806_000000382073_00281_34904_8793.N1	02-NOV-2008 12:28:06	Bright	37.500	60	7Bet UMi	2.0810	3950.0	75	34904	No
115	GOM_NL__2PRFIN20081102_123218_000000362073_00281_34904_8794.N1	02-NOV-2008 12:32:18	Bright	35.500	36	50Alp UMa	1.8000	6300.0	71	34904	No
116	GOM_NL__2PRFIN20081102_123355_000000392073_00281_34904_8795.N1	02-NOV-2008 12:33:55	Bright	39.000	82	48Bet UMa	2.3650	10600.	78	34904	No
117	GOM_NL__2PRFIN20081102_123738_000000382073_00281_34904_8796.N1	02-NOV-2008 12:37:38	Bright	37.500	174	52Psi UMa	3.0040	4400.0	75	34904	No
118	GOM_NL__2PRFIN20081102_124508_000000412073_00281_34904_8797.N1	02-NOV-2008 12:45:08	Bright	41.000	96	68Del Leo	2.5600	9300.0	82	34904	No
119	GOM_NL__2PRFIN20081102_130503_000000402073_00281_34904_8798.N1	02-NOV-2008 13:05:03	Dark	39.500	113	Mu Vel	2.6920	5000.0	79	34904	No
120	GOM_NL__2PRFIN20081102_131017_000000412073_00282_34905_8796.N1	02-NOV-2008 13:10:17	Dark	41.000	46	Del Vel	1.9540	10600.	82	34905	No
121	GOM_NL__2PRFIN20081102_131136_000000432073_00282_34905_8797.N1	02-NOV-2008 13:11:36	Dark	42.500	41	Eps Car	1.8600	4100.0	85	34905	No
122	GOM_NL__2PRFIN20081102_131648_000000572073_00282_34905_8798.N1	02-NOV-2008 13:16:48	Dark	57.000	2	Alp Car	-0.73600	7000.0	114	34905	No
123	GOM_NL__2PRFIN20081102_132654_000000382073_00282_34905_8799.N1	02-NOV-2008 13:26:54	Straylight	37.500	157	The1Eri	2.9060	9300.0	75	34905	No
124	GOM_NL__2PRFIN20081102_134534_000000382073_00282_34905_8800.N1	02-NOV-2008 13:45:34	Bright	38.000	105	6Bet Ari	2.6450	8900.0	76	34905	No
125	GOM_NL__2PRFIN20081102_134938_000000382073_00282_34905_8801.N1	02-NOV-2008 13:49:38	Bright	37.500	53	43Bet And	2.0480	3300.0	75	34905	No
126	GOM_NL__2PRFIN20081102_135158_000000402073_00282_34905_8802.N1	02-NOV-2008 13:51:58	Bright	39.500	73	57Gam1And	2.2600	13100.	79	34905	No
127	GOM_NL__2PRFIN20081102_135532_000000372073_00282_34905_8803.N1	02-NOV-2008 13:55:32	Bright	37.000	68	18Alp Cas	2.2250	4500.0	74	34905	No
128	GOM_NL__2PRFIN20081102_135642_000000352073_00282_34905_8804.N1	02-NOV-2008 13:56:42	Bright	34.500	76	27Gam Cas	2.3000	30000.	69	34905	No
129	GOM_NL__2PRFIN20081102_140448_000000342073_00282_34905_8805.N1	02-NOV-2008 14:04:48	Bright	33.500	49	1Alp UMi	1.9900	6300.0	67	34905	No
130	GOM_NL__2PRFIN20081102_140842_000000352073_00282_34905_8806.N1	02-NOV-2008 14:08:42	Bright	35.000	60	7Bet UMi	2.0810	3950.0	70	34905	No
131	GOM_NL__2PRFIN20081102_141254_000000392073_00282_34905_8807.N1	02-NOV-2008 14:12:54	Bright	38.500	36	50Alp UMa	1.8000	6300.0	77	34905	No
132	GOM_NL__2PRFIN20081102_141431_000000382073_00282_34905_8808.N1	02-NOV-2008 14:14:31	Bright	38.000	82	48Bet UMa	2.3650	10600.	76	34905	No
133	GOM_NL__2PRFIN20081102_141814_000000372073_00282_34905_8809.N1	02-NOV-2008 14:18:14	Bright	37.000	174	52Psi UMa	3.0040	4400.0	74	34905	No
134	GOM_NL__2PRFIN20081102_142544_000000582073_00282_34905_8810.N1	02-NOV-2008 14:25:44	Bright	58.000	96	68Del Leo	2.5600	9300.0	116	34905	No
135	GOM_NL__2PRFIN20081102_144540_000000392073_00282_34905_8811.N1	02-NOV-2008 14:45:40	Dark	39.000	113	Mu Vel	2.6920	5000.0	78	34905	No
136	GOM_NL__2PRFIN20081102_145054_000000402073_00283_34906_8807.N1	02-NOV-2008 14:50:54	Dark	40.000	46	Del Vel	1.9540	10600.	80	34906	No
137	GOM_NL__2PRFIN20081102_145212_000000422073_00283_34906_8808.N1	02-NOV-2008 14:52:12	Dark	42.000	41	Eps Car	1.8600	4100.0	84	34906	No
138	GOM_NL__2PRFIN20081102_145725_000000502073_00283_34906_8809.N1	02-NOV-2008 14:57:25	Dark	49.500	2	Alp Car	-0.73600	7000.0	99	34906	No
139	GOM_NL__2PRFIN20081102_150730_000000392073_00283_34906_8810.N1	02-NOV-2008 15:07:30	Straylight	39.000	157	The1Eri	2.9060	9300.0	78	34906	No
140	GOM_NL__2PRFIN20081102_152609_000000392073_00283_34906_8811.N1	02-NOV-2008 15:26:09	Bright	38.500	105	6Bet Ari	2.6450	8900.0	77	34906	No
141	GOM_NL__2PRFIN20081102_153014_000000372073_00283_34906_8812.N1	02-NOV-2008 15:30:14	Bright	37.000	53	43Bet And	2.0480	3300.0	74	34906	No
142	GOM_NL__2PRFIN20081102_153234_000000382073_00283_34906_8813.N1	02-NOV-2008 15:32:34	Bright	37.500	73	57Gam1And	2.2600	13100.	75	34906	No
143	GOM_NL__2PRFIN20081102_153608_000000362073_00283_34906_8814.N1	02-NOV-2008 15:36:08	Bright	36.000	68	18Alp Cas	2.2250	4500.0	72	34906	No
144	GOM_NL__2PRFIN20081102_153718_000000352073_00283_34906_8815.N1	02-NOV-2008 15:37:18	Bright	34.500	76	27Gam Cas	2.3000	30000.	69	34906	No
145	GOM_NL__2PRFIN20081102_154524_000000362073_00283_34906_8816.N1	02-NOV-2008 15:45:24	Bright	35.500	49	1Alp UMi	1.9900	6300.0	71	34906	No
146	GOM_NL__2PRFIN20081102_154918_000000362073_00283_34906_8817.N1	02-NOV-2008 15:49:18	Bright	36.000	60	7Bet UMi	2.0810	3950.0	72	34906	No
147	GOM_NL__2PRFIN20081102_155330_000000392073_00283_34906_8818.N1	02-NOV-2008 15:53:30	Bright	39.000	36	50Alp UMa	1.8000	6300.0	78	34906	No
148	GOM_NL__2PRFIN20081102_155506_000000392073_00283_34906_8819.N1	02-NOV-2008 15:55:06	Bright	39.000	82	48Bet UMa	2.3650	10600.	78	34906	No
149	GOM_NL__2PRFIN20081102_155850_000000372073_00283_34906_8820.N1	02-NOV-2008 15:58:50	Bright	36.500	174	52Psi UMa	3.0040	4400.0	73	34906	No
150	GOM_NL__2PRFIN20081102_160620_000000382073_00283_34906_8821.N1	02-NOV-2008 16:06:20	Bright	37.500	96	68Del Leo	2.5600	9300.0	75	34906	No
151	GOM_NL__2PRFIN20081102_162616_000000402073_00283_34906_8822.N1	02-NOV-2008 16:26:16	Dark	40.000	113	Mu Vel	2.6920	5000.0	80	34906	No
152	GOM_NL__2PRFIN20081102_163130_000000442073_00284_34907_8827.N1	02-NOV-2008 16:31:30	Dark	44.000	46	Del Vel	1.9540	10600.	88	34907	No
153	GOM_NL__2PRFIN20081102_163249_000000462073_00284_34907_8828.N1	02-NOV-2008 16:32:49	Dark	45.500	41	Eps Car	1.8600	4100.0	91	34907	No
154	GOM_NL__2PRFIN20081102_163802_000000482073_00284_34907_8829.N1	02-NOV-2008 16:38:02	Dark	47.500	2	Alp Car	-0.73600	7000.0	95	34907	No
155	GOM_NL__2PRFIN20081102_164806_000000412073_00284_34907_8830.N1	02-NOV-2008 16:48:06	Straylight	40.500	157	The1Eri	2.9060	9300.0	81	34907	No
156	GOM_NL__2PRFIN20081102_170645_000000392073_00284_34907_8831.N1	02-NOV-2008 17:06:45	Bright	39.000	105	6Bet Ari	2.6450	8900.0	78	34907	No
157	GOM_NL__2PRFIN20081102_171050_000000372073_00284_34907_8832.N1	02-NOV-2008 17:10:50	Bright	36.500	53	43Bet And	2.0480	3300.0	73	34907	No
158	GOM_NL__2PRFIN20081102_171310_000000372073_00284_34907_8833.N1	02-NOV-2008 17:13:10	Bright	36.500	73	57Gam1And	2.2600	13100.	73	34907	No
159	GOM_NL__2PRFIN20081102_171644_000000362073_00284_34907_8834.N1	02-NOV-2008 17:16:44	Bright	35.500	68	18Alp Cas	2.2250	4500.0	71	34907	No
160	GOM_NL__2PRFIN20081102_171754_000000352073_00284_34907_8835.N1	02-NOV-2008 17:17:54	Bright	35.000	76	27Gam Cas	2.3000	30000.	70	34907	No

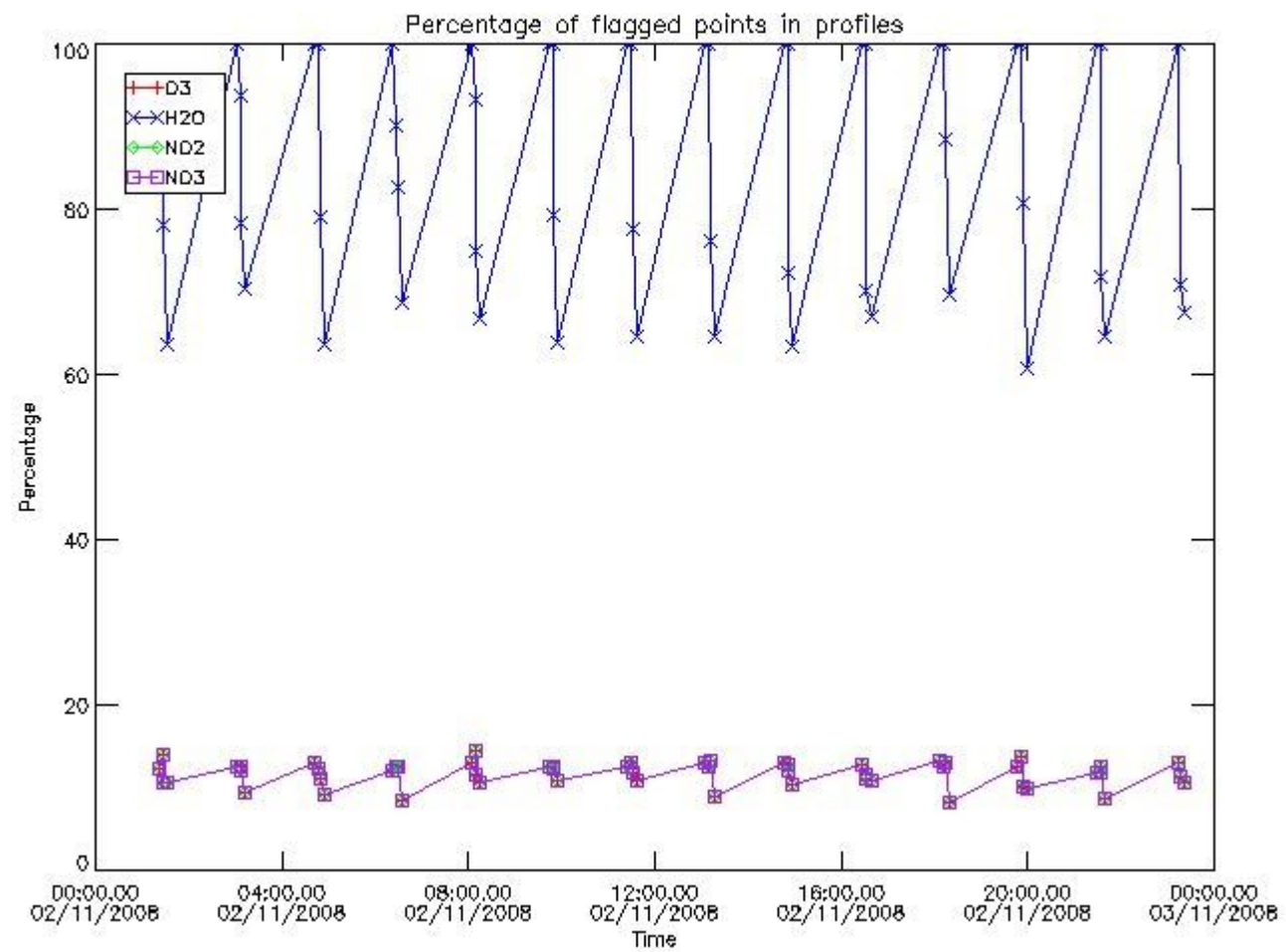
161	GOM_NL__2PRFIN20081102_172559_000000362073_00284_34907_8836.N1	02-NOV-2008 17:25:59	Bright	36.000	49	1Alp UMi	1.9900	6300.0	72	34907	No
162	GOM_NL__2PRFIN20081102_172954_000000372073_00284_34907_8837.N1	02-NOV-2008 17:29:54	Bright	36.500	60	7Bet UMi	2.0810	3950.0	73	34907	No
163	GOM_NL__2PRFIN20081102_173405_000000372073_00284_34907_8838.N1	02-NOV-2008 17:34:05	Bright	36.500	36	50Alp UMa	1.8000	6300.0	73	34907	No
164	GOM_NL__2PRFIN20081102_173542_000000402073_00284_34907_8839.N1	02-NOV-2008 17:35:42	Bright	39.500	82	48Bet UMa	2.3650	10600.	79	34907	No
165	GOM_NL__2PRFIN20081102_173926_000000462073_00284_34907_8840.N1	02-NOV-2008 17:39:26	Bright	46.000	174	52Psi UMa	3.0040	4400.0	92	34907	No
166	GOM_NL__2PRFIN20081102_174657_000000392073_00284_34907_8841.N1	02-NOV-2008 17:46:57	Bright	39.000	96	68Del Leo	2.5600	9300.0	78	34907	No
167	GOM_NL__2PRFIN20081102_180652_000000392073_00284_34907_8842.N1	02-NOV-2008 18:06:52	Dark	38.500	113	Mu Vel	2.6920	5000.0	77	34907	No
168	GOM_NL__2PRFIN20081102_181207_000000412073_00285_34908_8842.N1	02-NOV-2008 18:12:07	Dark	41.000	46	Del Vel	1.9540	10600.	82	34908	No
169	GOM_NL__2PRFIN20081102_181326_000000392073_00285_34908_8843.N1	02-NOV-2008 18:13:26	Dark	39.000	41	Eps Car	1.8600	4100.0	78	34908	No
170	GOM_NL__2PRFIN20081102_181838_000000632073_00285_34908_8844.N1	02-NOV-2008 18:18:38	Dark	62.500	2	Alp Car	-0.73600	7000.0	125	34908	No
171	GOM_NL__2PRFIN20081102_182843_000000412073_00285_34908_8845.N1	02-NOV-2008 18:28:43	Straylight	40.500	157	The1Eri	2.9060	9300.0	81	34908	No
172	GOM_NL__2PRFIN20081102_184721_000000392073_00285_34908_8846.N1	02-NOV-2008 18:47:21	Bright	38.500	105	6Bet Ari	2.6450	8900.0	77	34908	No
173	GOM_NL__2PRFIN20081102_185126_000000362073_00285_34908_8847.N1	02-NOV-2008 18:51:26	Bright	36.000	53	43Bet And	2.0480	3300.0	72	34908	No
174	GOM_NL__2PRFIN20081102_185345_000000402073_00285_34908_8848.N1	02-NOV-2008 18:53:45	Bright	39.500	73	57Gam1And	2.2600	13100.	79	34908	No
175	GOM_NL__2PRFIN20081102_185720_000000372073_00285_34908_8849.N1	02-NOV-2008 18:57:20	Bright	36.500	68	18Alp Cas	2.2250	4500.0	73	34908	No
176	GOM_NL__2PRFIN20081102_185830_000000352073_00285_34908_8850.N1	02-NOV-2008 18:58:30	Bright	35.000	76	27Gam Cas	2.3000	30000.	70	34908	No
177	GOM_NL__2PRFIN20081102_190635_000000372073_00285_34908_8851.N1	02-NOV-2008 19:06:35	Bright	36.500	49	1Alp UMi	1.9900	6300.0	73	34908	No
178	GOM_NL__2PRFIN20081102_191030_000000382073_00285_34908_8852.N1	02-NOV-2008 19:10:30	Bright	37.500	60	7Bet UMi	2.0810	3950.0	75	34908	No
179	GOM_NL__2PRFIN20081102_191441_000000402073_00285_34908_8853.N1	02-NOV-2008 19:14:41	Bright	40.000	36	50Alp UMa	1.8000	6300.0	80	34908	No
180	GOM_NL__2PRFIN20081102_191618_000000562073_00285_34908_8854.N1	02-NOV-2008 19:16:18	Bright	56.000	82	48Bet UMa	2.3650	10600.	112	34908	No
181	GOM_NL__2PRFIN20081102_192002_000000542073_00285_34908_8855.N1	02-NOV-2008 19:20:02	Bright	53.500	174	52Psi UMa	3.0040	4400.0	107	34908	No
182	GOM_NL__2PRFIN20081102_192733_000000402073_00285_34908_8856.N1	02-NOV-2008 19:27:33	Bright	39.500	96	68Del Leo	2.5600	9300.0	79	34908	No
183	GOM_NL__2PRFIN20081102_194729_000000412073_00285_34908_8857.N1	02-NOV-2008 19:47:29	Dark	41.000	113	Mu Vel	2.6920	5000.0	82	34908	No
184	GOM_NL__2PRFIN20081102_195244_000000412073_00286_34909_8856.N1	02-NOV-2008 19:52:44	Dark	40.500	46	Del Vel	1.9540	10600.	81	34909	No
185	GOM_NL__2PRFIN20081102_195402_000000502073_00286_34909_8857.N1	02-NOV-2008 19:54:02	Dark	50.000	41	Eps Car	1.8600	4100.0	100	34909	No
186	GOM_NL__2PRFIN20081102_195915_000000512073_00286_34909_8858.N1	02-NOV-2008 19:59:15	Dark	51.000	2	Alp Car	-0.73600	7000.0	102	34909	No
187	GOM_NL__2PRFIN20081102_200919_000000392073_00286_34909_8859.N1	02-NOV-2008 20:09:19	Straylight	38.500	157	The1Eri	2.9060	9300.0	77	34909	No
188	GOM_NL__2PRFIN20081102_202757_000000372073_00286_34909_8860.N1	02-NOV-2008 20:27:57	Bright	37.000	105	6Bet Ari	2.6450	8900.0	74	34909	No
189	GOM_NL__2PRFIN20081102_203202_000000392073_00286_34909_8861.N1	02-NOV-2008 20:32:02	Bright	38.500	53	43Bet And	2.0480	3300.0	77	34909	No
190	GOM_NL__2PRFIN20081102_203421_000000372073_00286_34909_8862.N1	02-NOV-2008 20:34:21	Bright	37.000	73	57Gam1And	2.2600	13100.	74	34909	No
191	GOM_NL__2PRFIN20081102_203756_000000372073_00286_34909_8863.N1	02-NOV-2008 20:37:56	Bright	37.000	68	18Alp Cas	2.2250	4500.0	74	34909	No
192	GOM_NL__2PRFIN20081102_203906_000000362073_00286_34909_8864.N1	02-NOV-2008 20:39:06	Bright	36.000	76	27Gam Cas	2.3000	30000.	72	34909	No
193	GOM_NL__2PRFIN20081102_204711_000000372073_00286_34909_8865.N1	02-NOV-2008 20:47:11	Bright	36.500	49	1Alp UMi	1.9900	6300.0	73	34909	No
194	GOM_NL__2PRFIN20081102_205107_000000362073_00286_34909_8866.N1	02-NOV-2008 20:51:07	Bright	36.000	60	7Bet UMi	2.0810	3950.0	72	34909	No
195	GOM_NL__2PRFIN20081102_205517_000000382073_00286_34909_8867.N1	02-NOV-2008 20:55:17	Bright	38.000	36	50Alp UMa	1.8000	6300.0	76	34909	No
196	GOM_NL__2PRFIN20081102_205654_000000372073_00286_34909_8868.N1	02-NOV-2008 20:56:54	Bright	36.500	82	48Bet UMa	2.3650	10600.	73	34909	No
197	GOM_NL__2PRFIN20081102_210038_000000462073_00286_34909_8869.N1	02-NOV-2008 21:00:38	Bright	45.500	174	52Psi UMa	3.0040	4400.0	91	34909	No
198	GOM_NL__2PRFIN20081102_210809_000000392073_00286_34909_8870.N1	02-NOV-2008 21:08:09	Bright	39.000	96	68Del Leo	2.5600	9300.0	78	34909	No
199	GOM_NL__2PRFIN20081102_212805_000000432073_00286_34909_8871.N1	02-NOV-2008 21:28:05	Dark	43.000	113	Mu Vel	2.6920	5000.0	86	34909	No
200	GOM_NL__2PRFIN20081102_213320_000000412073_00287_34910_8871.N1	02-NOV-2008 21:33:20	Dark	41.000	46	Del Vel	1.9540	10600.	82	34910	No
201	GOM_NL__2PRFIN20081102_213439_000000432073_00287_34910_8872.N1	02-NOV-2008 21:34:39	Dark	43.000	41	Eps Car	1.8600	4100.0	86	34910	No
202	GOM_NL__2PRFIN20081102_213952_000000592073_00287_34910_8873.N1	02-NOV-2008 21:39:52	Dark	58.500	2	Alp Car	-0.73600	7000.0	117	34910	No
203	GOM_NL__2PRFIN20081102_214955_000000402073_00287_34910_8874.N1	02-NOV-2008 21:49:55	Straylight	39.500	157	The1Eri	2.9060	9300.0	79	34910	No
204	GOM_NL__2PRFIN20081102_220833_000000382073_00287_34910_8875.N1	02-NOV-2008 22:08:33	Bright	37.500	105	6Bet Ari	2.6450	8900.0	75	34910	No
205	GOM_NL__2PRFIN20081102_221238_000000392073_00287_34910_8876.N1	02-NOV-2008 22:12:38	Bright	38.500	53	43Bet And	2.0480	3300.0	77	34910	No
206	GOM_NL__2PRFIN20081102_221457_000000372073_00287_34910_8877.N1	02-NOV-2008 22:14:57	Bright	37.000	73	57Gam1And	2.2600	13100.	74	34910	No
207	GOM_NL__2PRFIN20081102_221832_000000342073_00287_34910_8878.N1	02-NOV-2008 22:18:32	Bright	33.500	68	18Alp Cas	2.2250	4500.0	67	34910	No
208	GOM_NL__2PRFIN20081102_221942_000000362073_00287_34910_8879.N1	02-NOV-2008 22:19:42	Bright	35.500	76	27Gam Cas	2.3000	30000.	71	34910	No
209	GOM_NL__2PRFIN20081102_222747_000000372073_00287_34910_8880.N1	02-NOV-2008 22:27:47	Bright	37.000	49	1Alp UMi	1.9900	6300.0	74	34910	No
210	GOM_NL__2PRFIN20081102_223143_000000362073_00287_34910_8881.N1	02-NOV-2008 22:31:43	Bright	35.500	60	7Bet UMi	2.0810	3950.0	71	34910	No
211	GOM_NL__2PRFIN20081102_223553_000000362073_00287_34910_8882.N1	02-NOV-2008 22:35:53	Bright	36.000	36	50Alp UMa	1.8000	6300.0	72	34910	No
212	GOM_NL__2PRFIN20081102_223730_000000382073_00287_34910_8883.N1	02-NOV-2008 22:37:30	Bright	37.500	82	48Bet UMa	2.3650	10600.	75	34910	No
213	GOM_NL__2PRFIN20081102_224114_000000382073_00287_34910_8884.N1	02-NOV-2008 22:41:14	Bright	38.000	174	52Psi UMa	3.0040	4400.0	76	34910	No
214	GOM_NL__2PRFIN20081102_224845_000000372073_00287_34910_8885.N1	02-NOV-2008 22:48:45	Bright	37.000	96	68Del Leo	2.5600	9300.0	74	34910	No
215	GOM_NL__2PRFIN20081102_231357_000000402073_00288_34911_8883.N1	02-NOV-2008 23:13:57	Dark	39.500	46	Del Vel	1.9540	10600.	79	34911	No
216	GOM_NL__2PRFIN20081102_231515_000000452073_00288_34911_8884.N1	02-NOV-2008 23:15:15	Dark	45.000	41	Eps Car	1.8600	4100.0	90	34911	No
217	GOM_NL__2PRFIN20081102_232028_000000482073_00288_34911_8885.N1	02-NOV-2008 23:20:28	Dark	48.000	2	Alp Car	-0.73600	7000.0	96	34911	No
218	GOM_NL__2PRFIN20081102_233032_000000402073_00288_34911_8886.N1	02-NOV-2008 23:30:32	Straylight	39.500	157	The1Eri	2.9060	9300.0	79	34911	No
219	GOM_NL__2PRFIN20081102_234909_000000382073_00288_34911_8887.N1	02-NOV-2008 23:49:09	Bright	37.500	105	6Bet Ari	2.6450	8900.0	75	34911	No

220	GOM_NL__2PRFIN20081102_235314_000000362073_00288_34911_8888.N1	02-NOV-2008 23:53:14	Bright	36.000	53	43Bet And	2.0480	3300.0	72	34911	No
221	GOM_NL__2PRFIN20081102_235532_000000392073_00288_34911_8889.N1	02-NOV-2008 23:55:32	Bright	38.500	73	57Gam1And	2.2600	13100.	77	34911	No
222	GOM_NL__2PRFIN20081102_235908_000000362073_00288_34911_8890.N1	02-NOV-2008 23:59:08	Bright	35.500	68	18Alp Cas	2.2250	4500.0	71	34911	No

3. Quality information per product

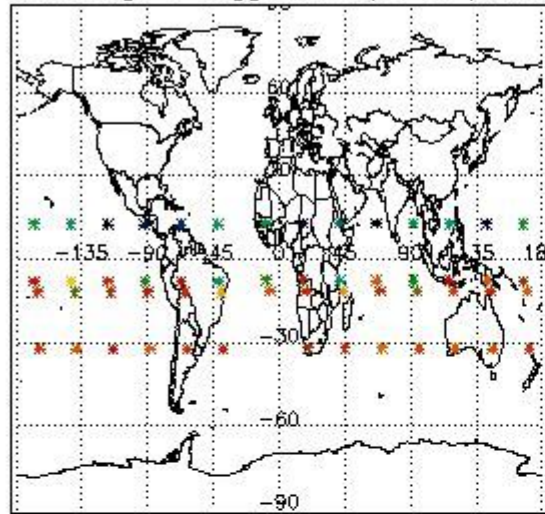
In this section it is plotted some information contained in the Quality Summary data set of the level 2 products. Only products in dark limb conditions and without errors (error flag in the MPH set to "0") are used.

3.1 Plot quality information per product (time dependant)

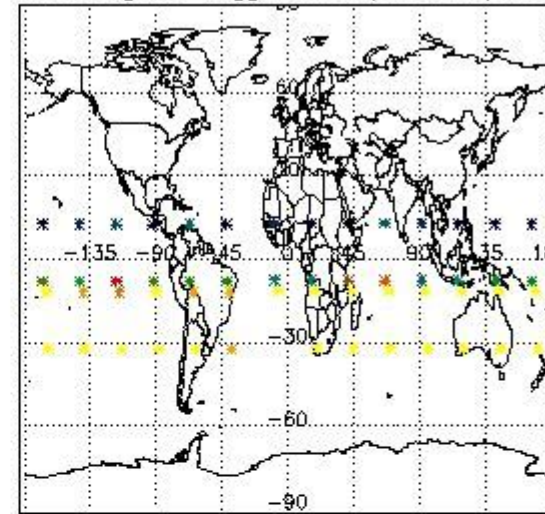


3.2 Plot quality information per product (world map)

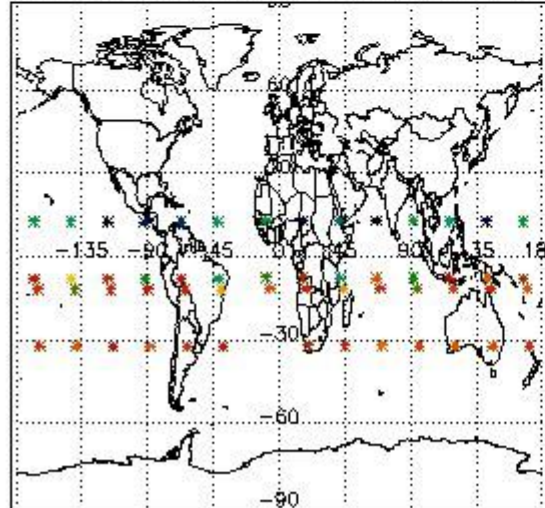
Percentage of flagged data per O3 profile



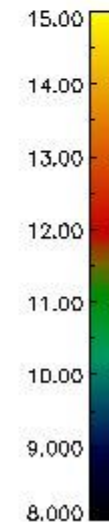
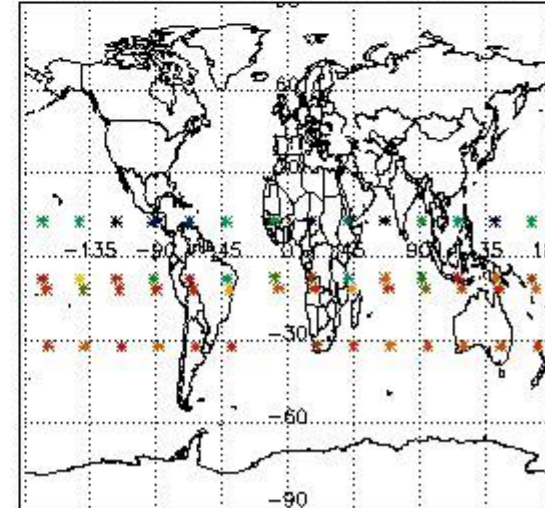
Percentage of flagged data per H2O profile



Percentage of flagged data per NO2 profile



Percentage of flagged data per NO3 profile

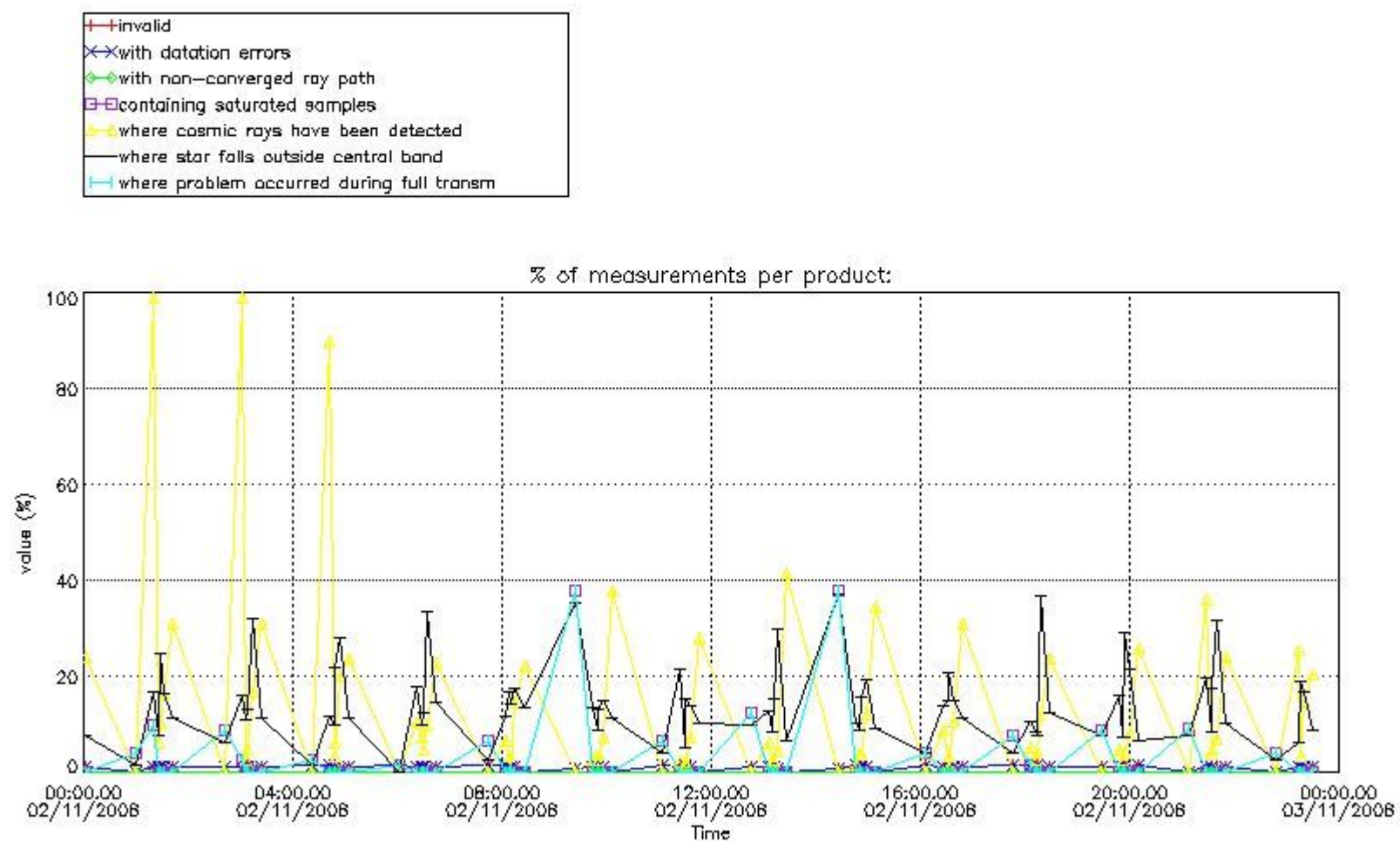


4. Level 1 quality information per product

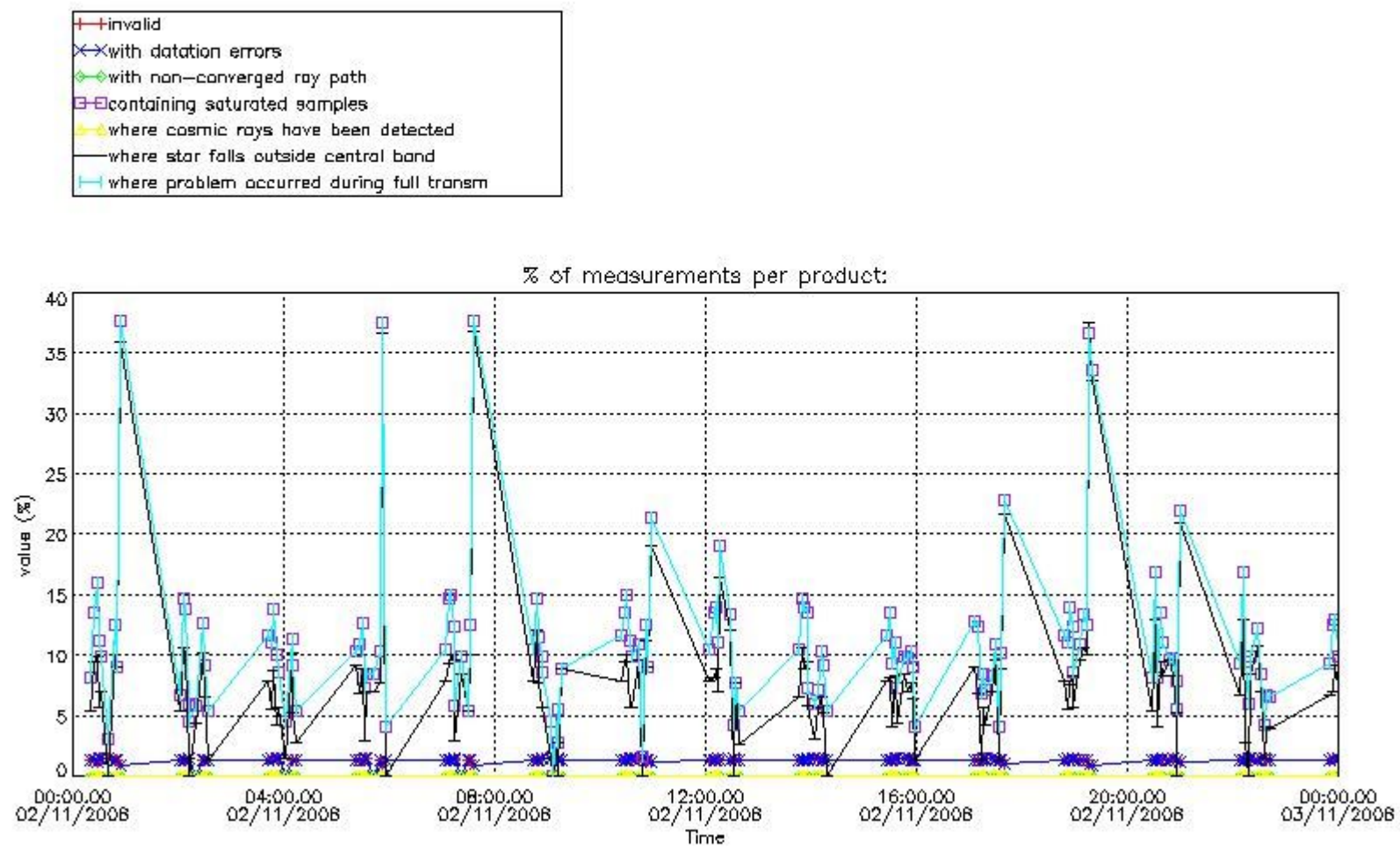
In this section it is plotted some information contained in the Quality Summary data set of the level 2 products that comes from the level 1b processing. Products without errors (error flag in the MPH set to "0") are used.

4.1 Plot quality information per product (time dependant) coming from level 1b processing

4.1.1 Plot level 1 quality information per product (time dependant): ENVISAT ASCENDING passes

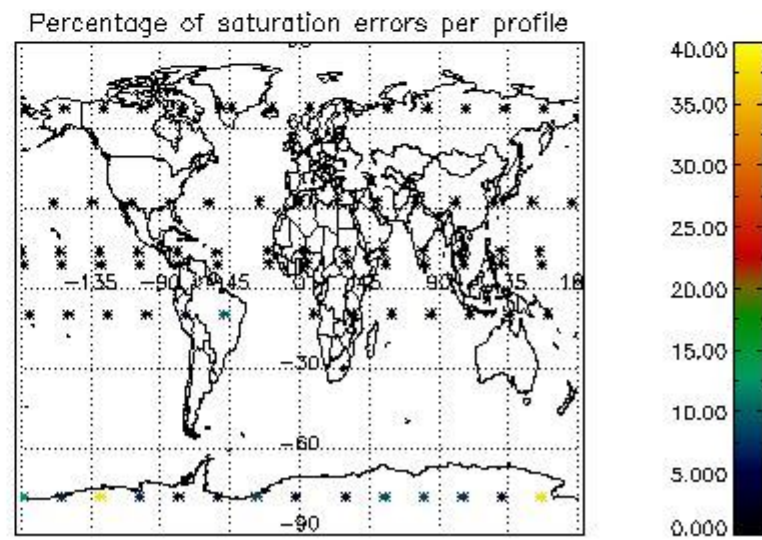
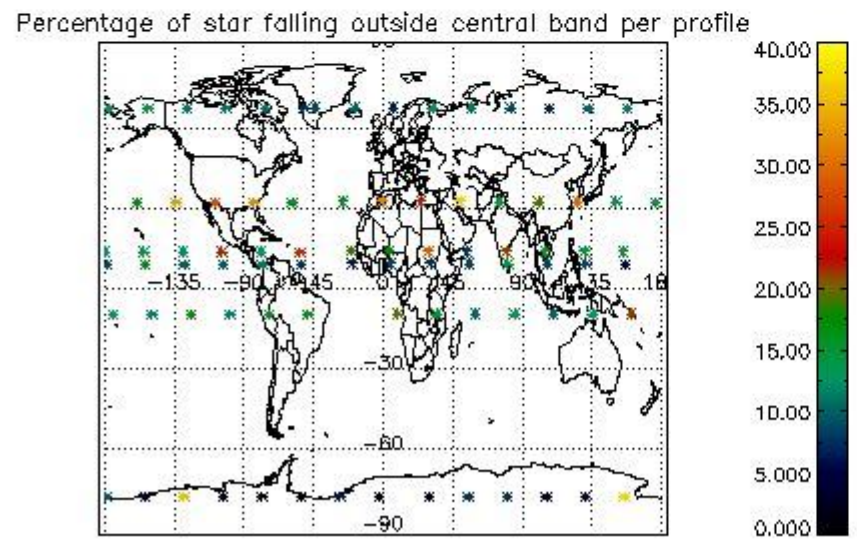
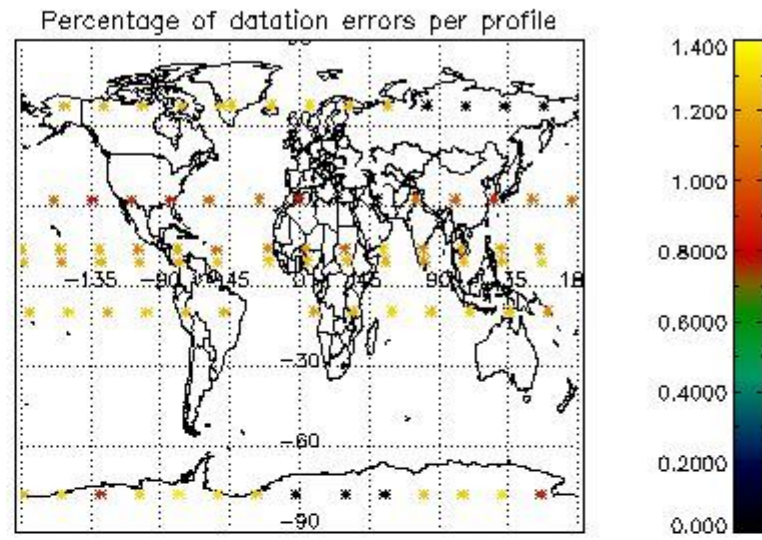
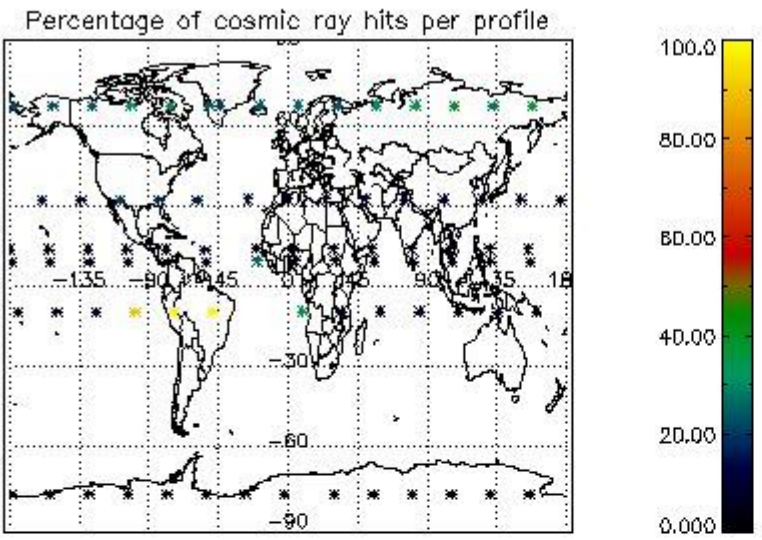


4.1.2 Plot level 1 quality information per product (time dependant): ENVI SAT DESCENDING passes

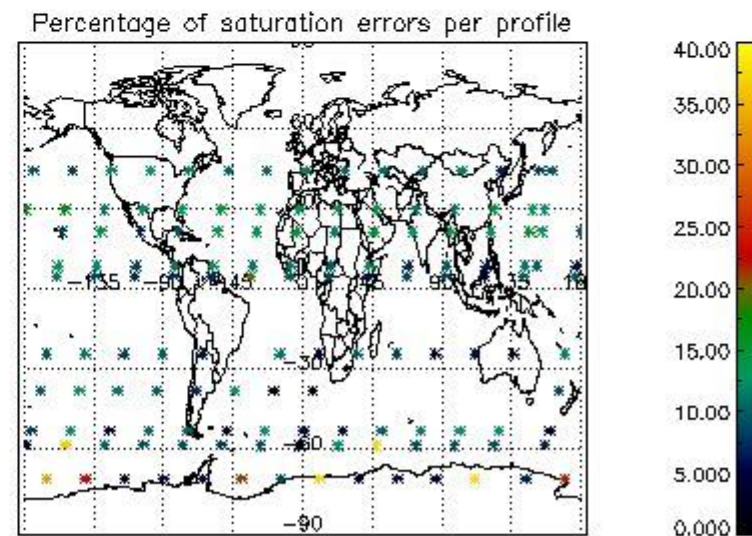
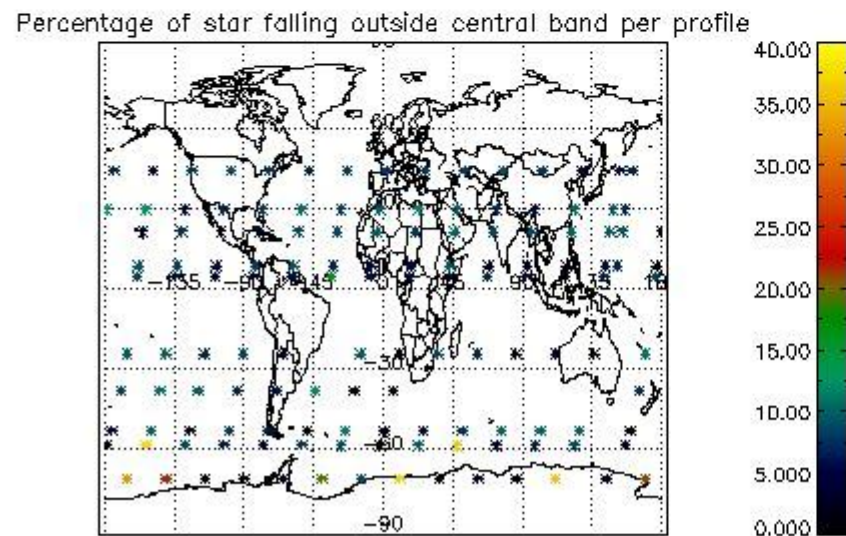
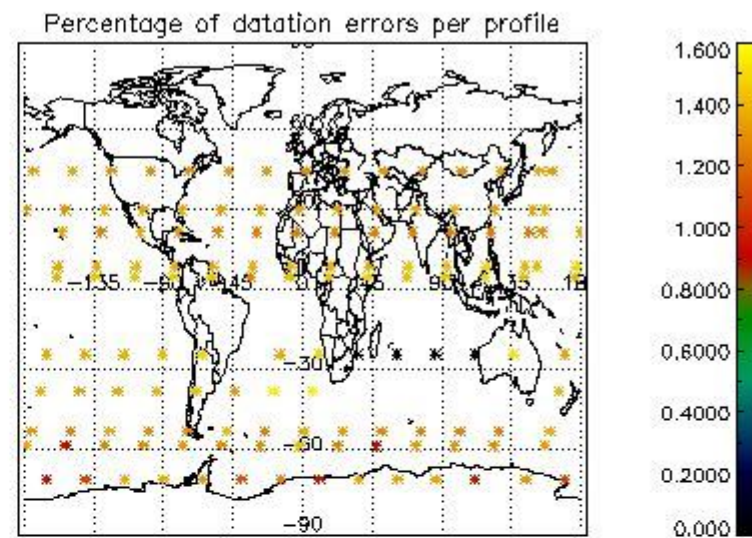
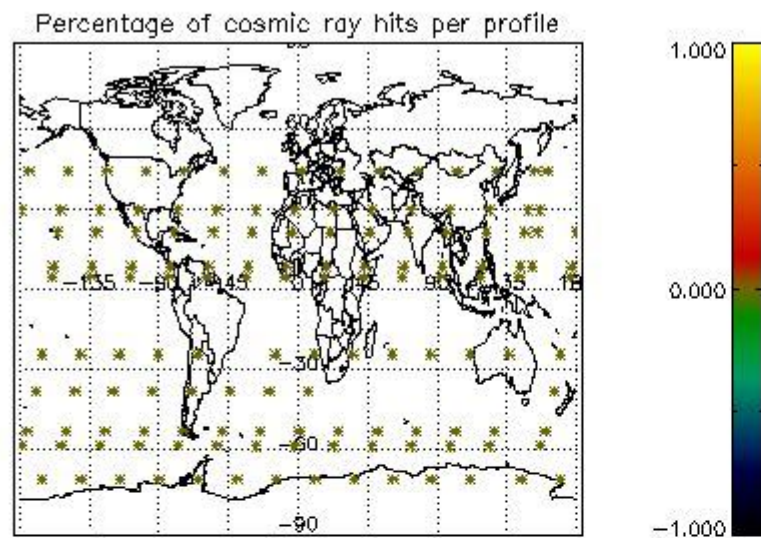


4.2 Plot quality information per product coming from level 1b processing (world map)

4.2.1 Plot level 1 quality information per product (world map): ENVISAT ASCENDING passes



4.2.2 Plot level 1 quality information per product (world map): ENVISAT DESCENDING passes



5. Trace gas profiles

5.1 Ozone statistics based on quality of products

The final quality of the products can be "measured" using the STD (Standard Deviation) attached to every point profile. This information is written to the parameter GOM_NL__2P/NL_LOCAL_SPECIES_DENSITY/o3_std of the level 2 products. The table below shows the statistics for given STD ranges.

The statistics are given with respect to the overall valid production:

- Products without fatal errors: GOM_NL__2P/MPH/PRODUCT_ERR=0
- Valid point profile: GOM_NL__2P/NL_LOCAL_SPECIES_DENSITY/pcd(0)=0

The 'Criteria' is applied to valid points of dark limb products:

- Products in dark limb illumination condition: GOM_NL__2P/NL_SUMMARY_QUALITY/obs_ill_cond=0
- Products without fatal errors: GOM_NL__2P/MPH/PRODUCT_ERR=0
- Valid point profile: GOM_NL__2P/NL_LOCAL_SPECIES_DENSITY/pcd(0)=0

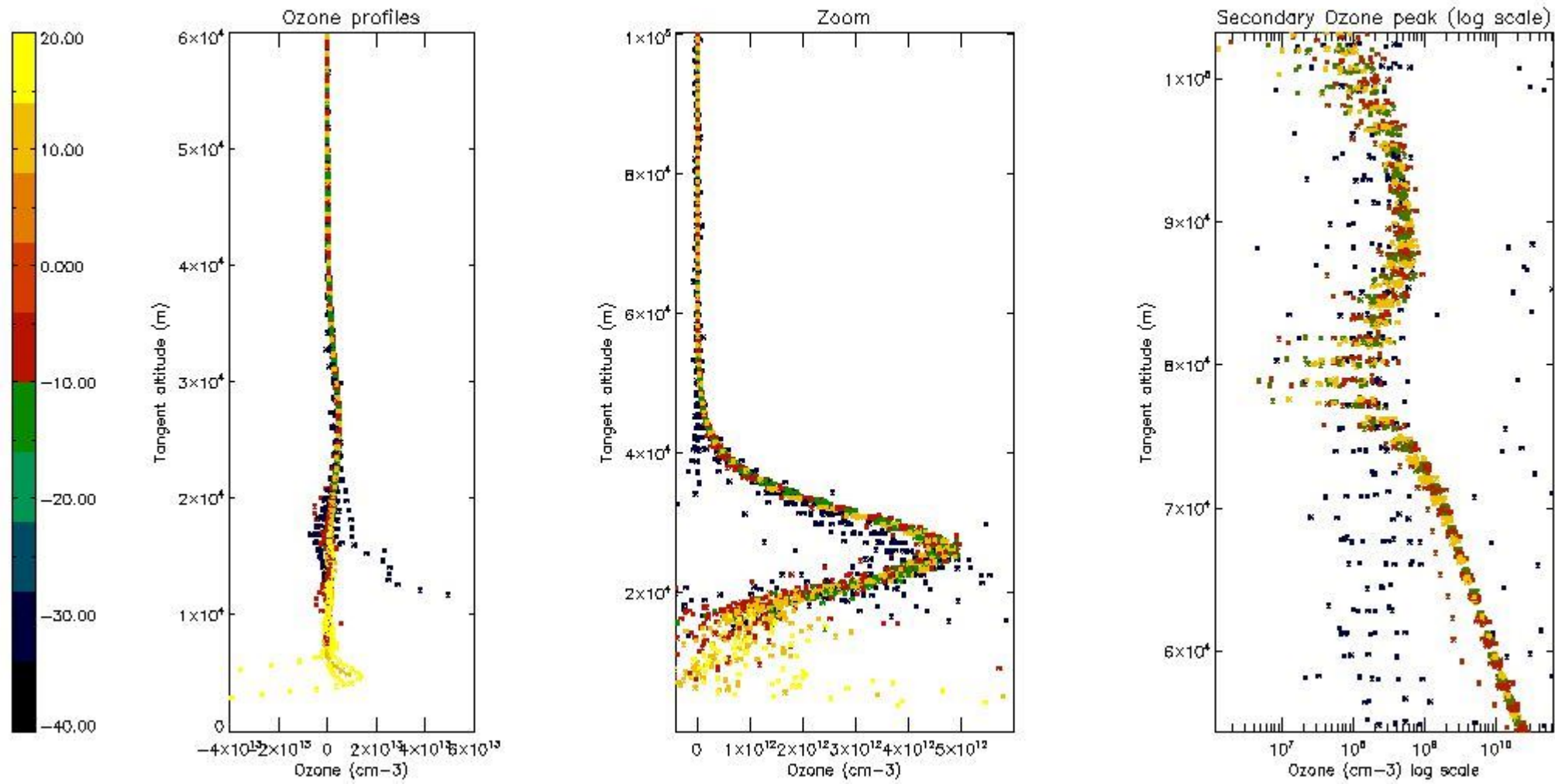
So, the table below shows the percentage of dark limb and valid observations for each criteria with respect to the overall valid daily observations.

Criteria	% of total production
All STD	29
STD < 20	16

STD < 10	12
STD < 5	6

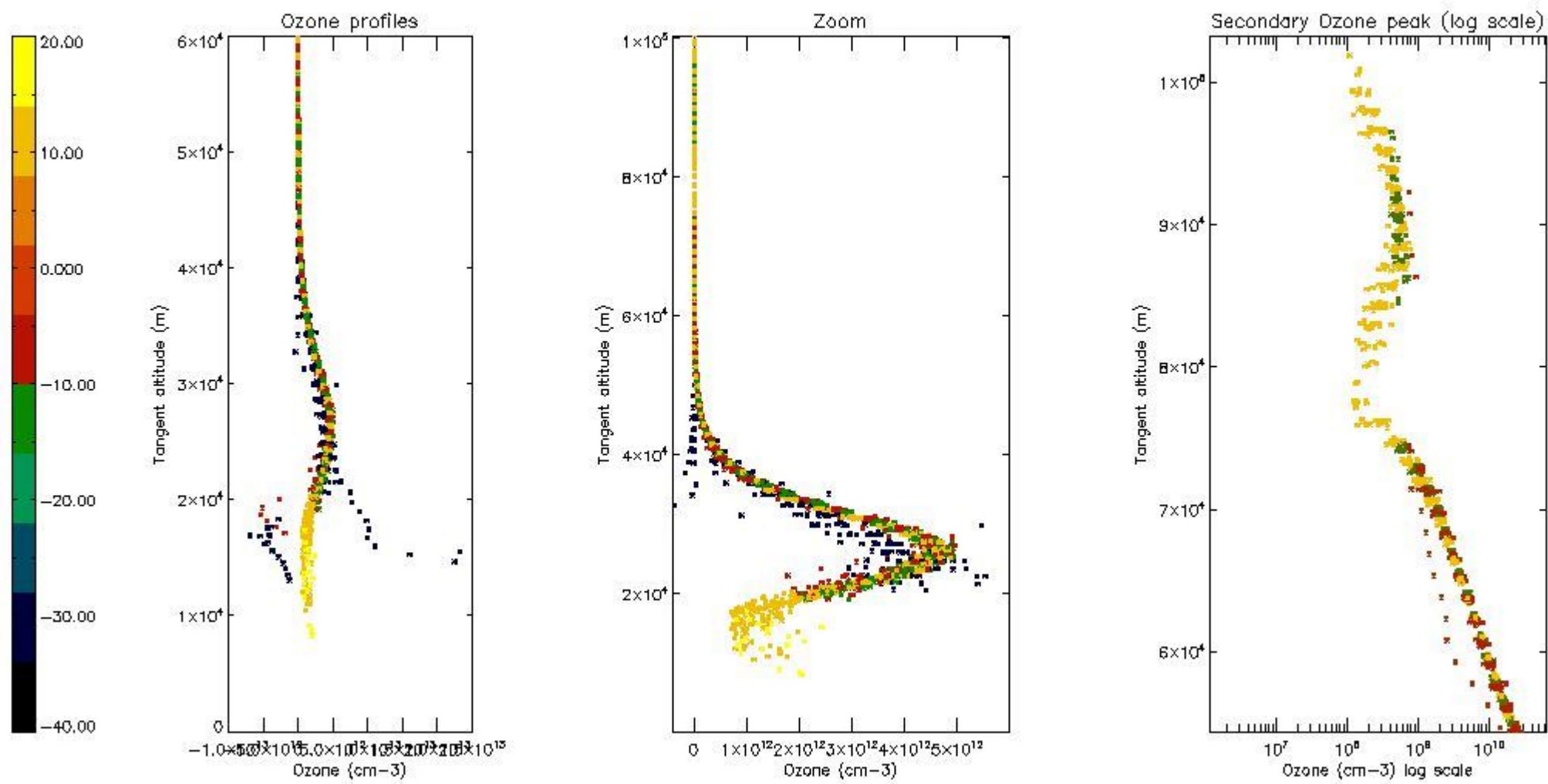
5.2 Plot ozone profiles for all STD (dark without errors)

The colorbar represents the latitude.



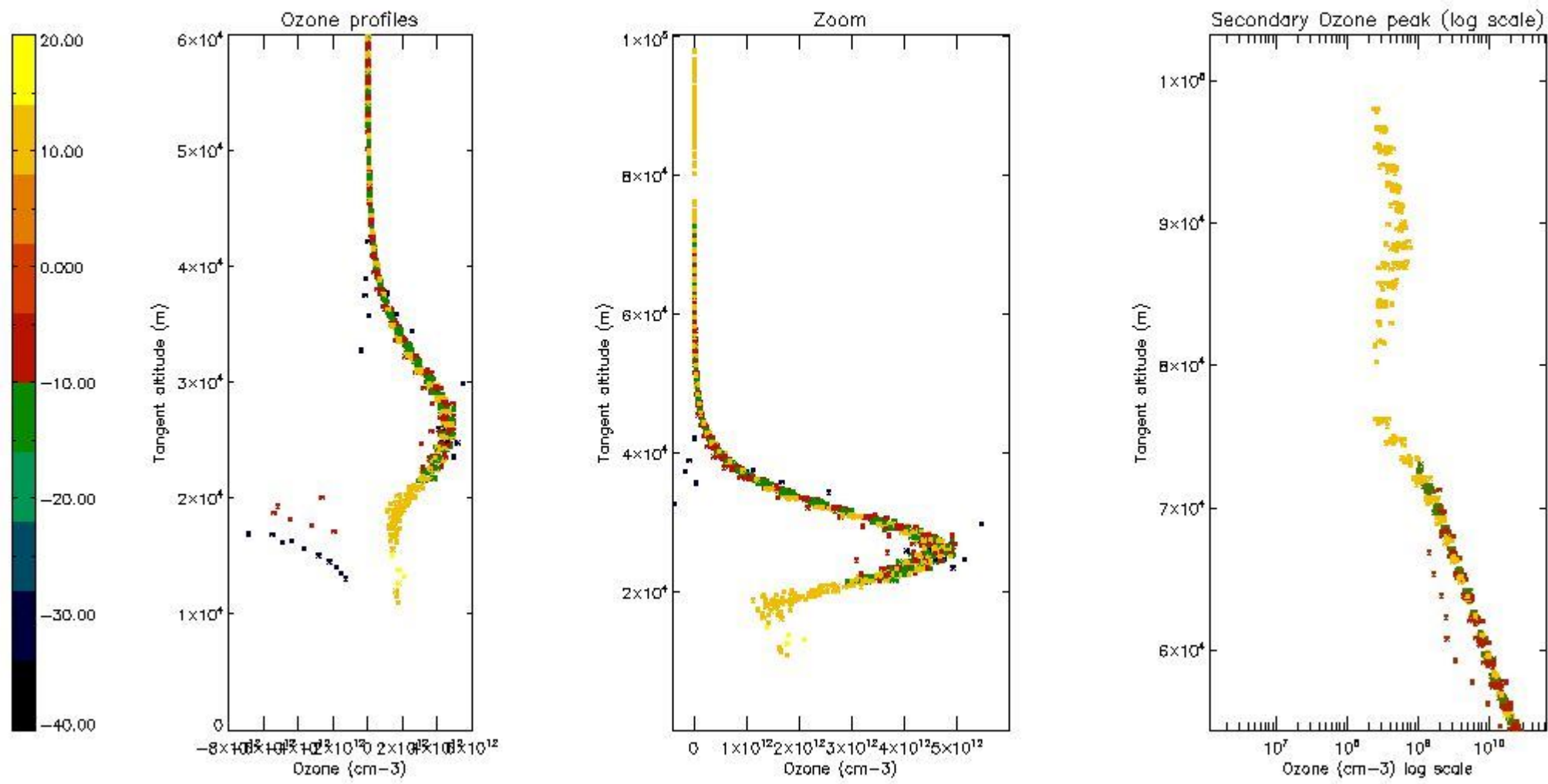
5.3 Plot ozone profiles where STD < 20% (dark without errors)

The colorbar represents the latitude.



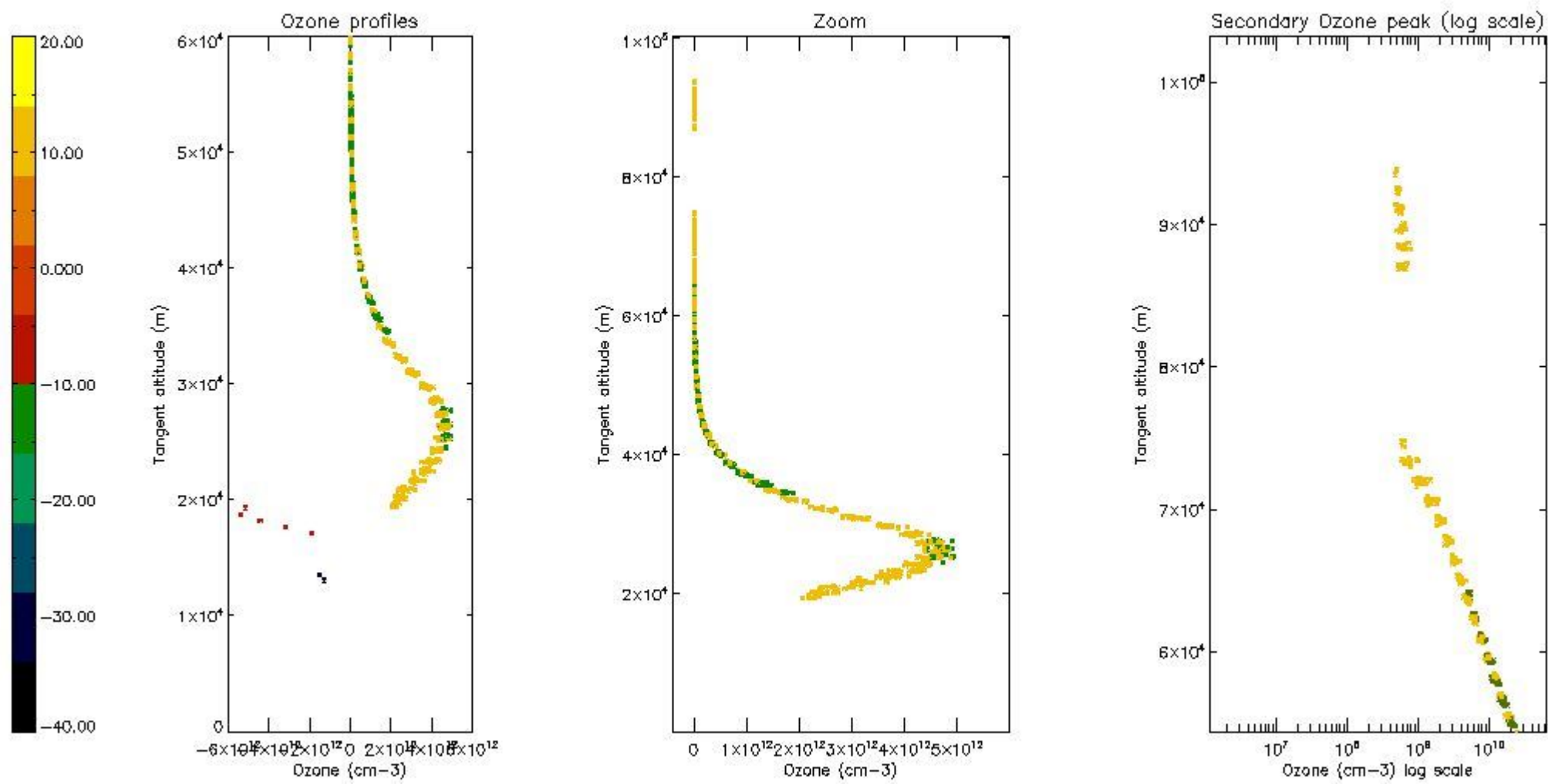
5.4 Plot ozone profiles where $STD < 10\%$ (dark without errors)

The colorbar represents the latitude.



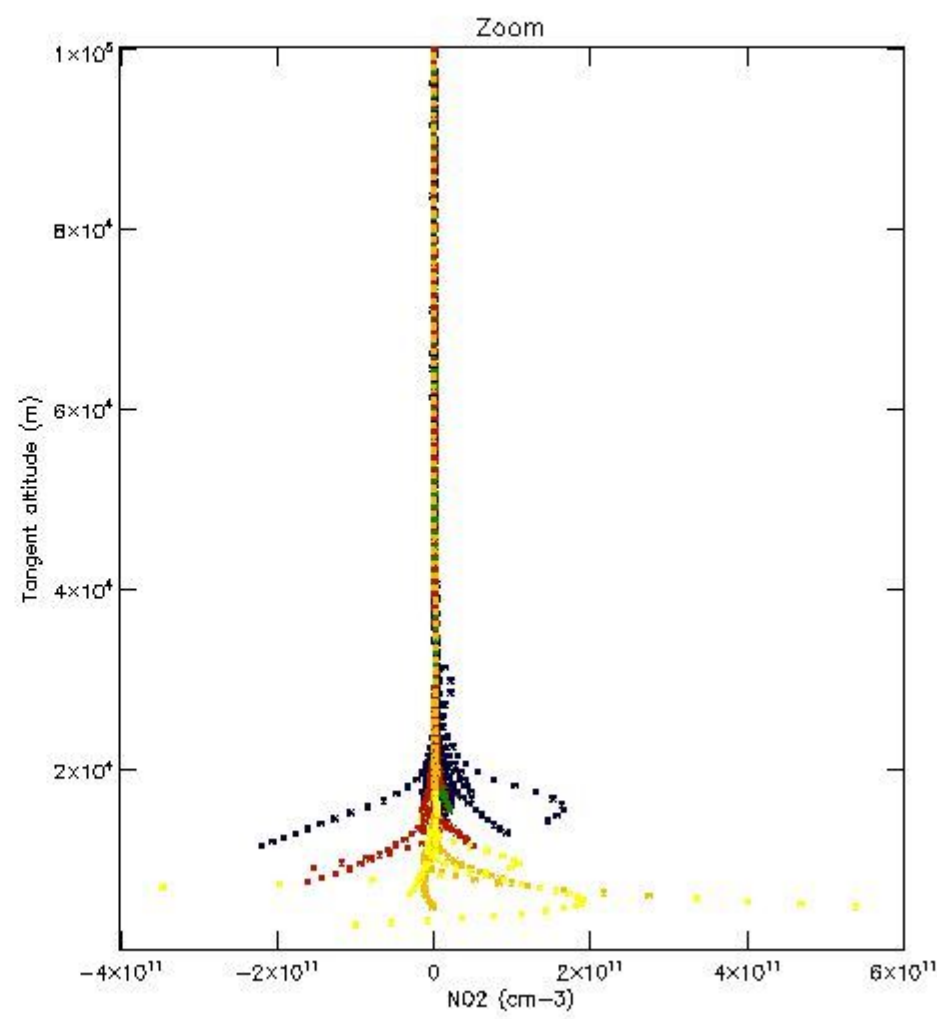
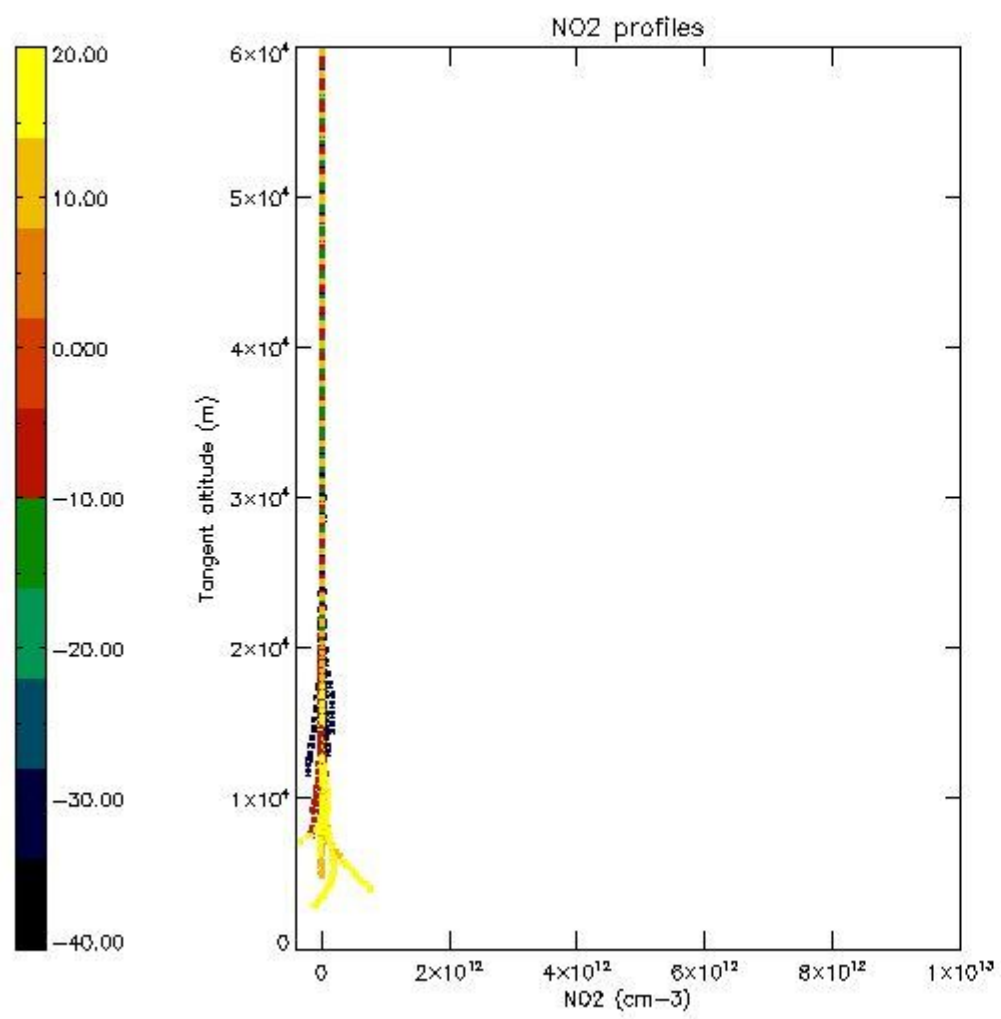
5.5 Plot ozone profiles where STD < 5% (dark without errors)

The colorbar represents the latitude.



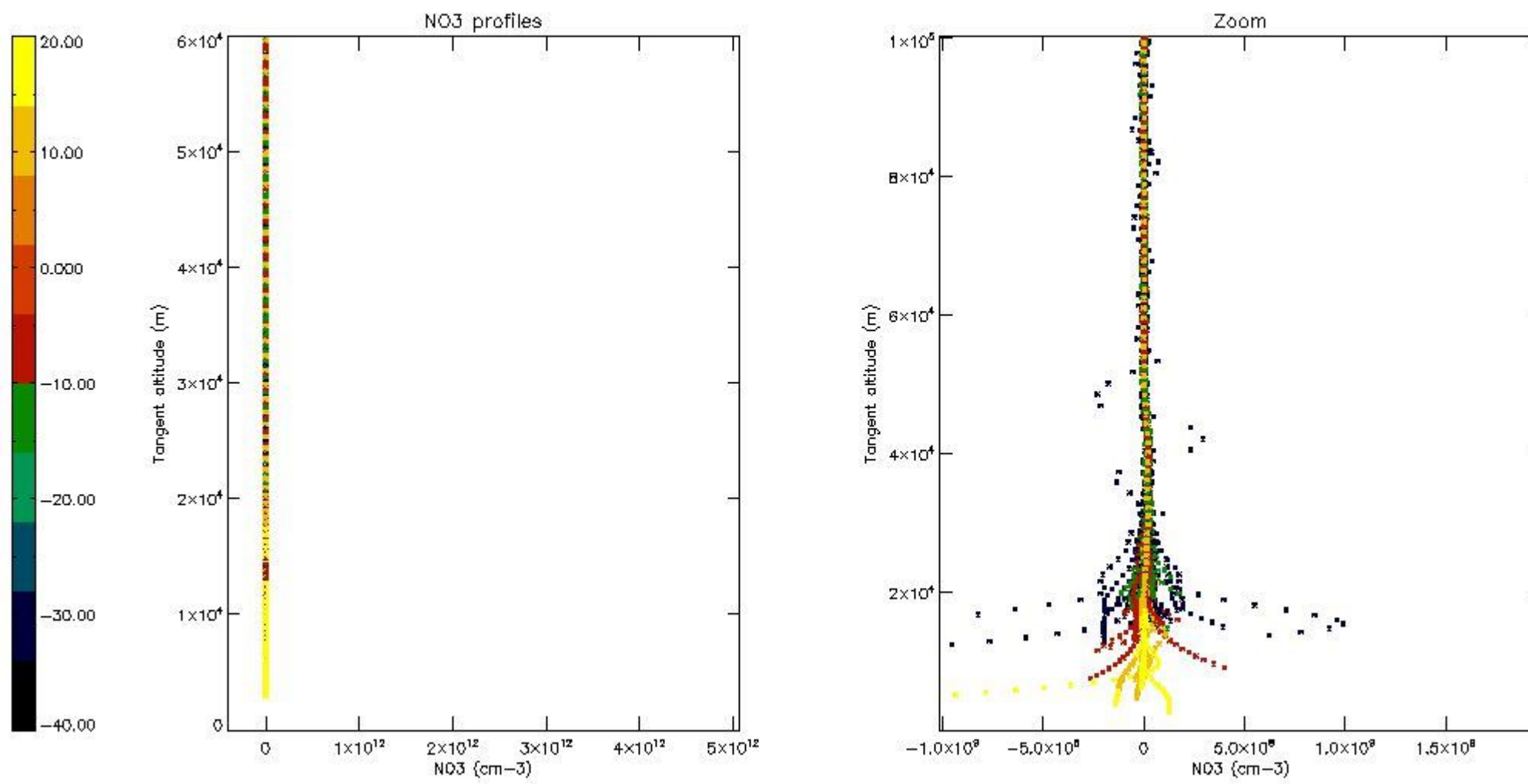
5.6 Plot NO₂ profiles for all STD (dark without errors)

The colorbar represents the latitude.



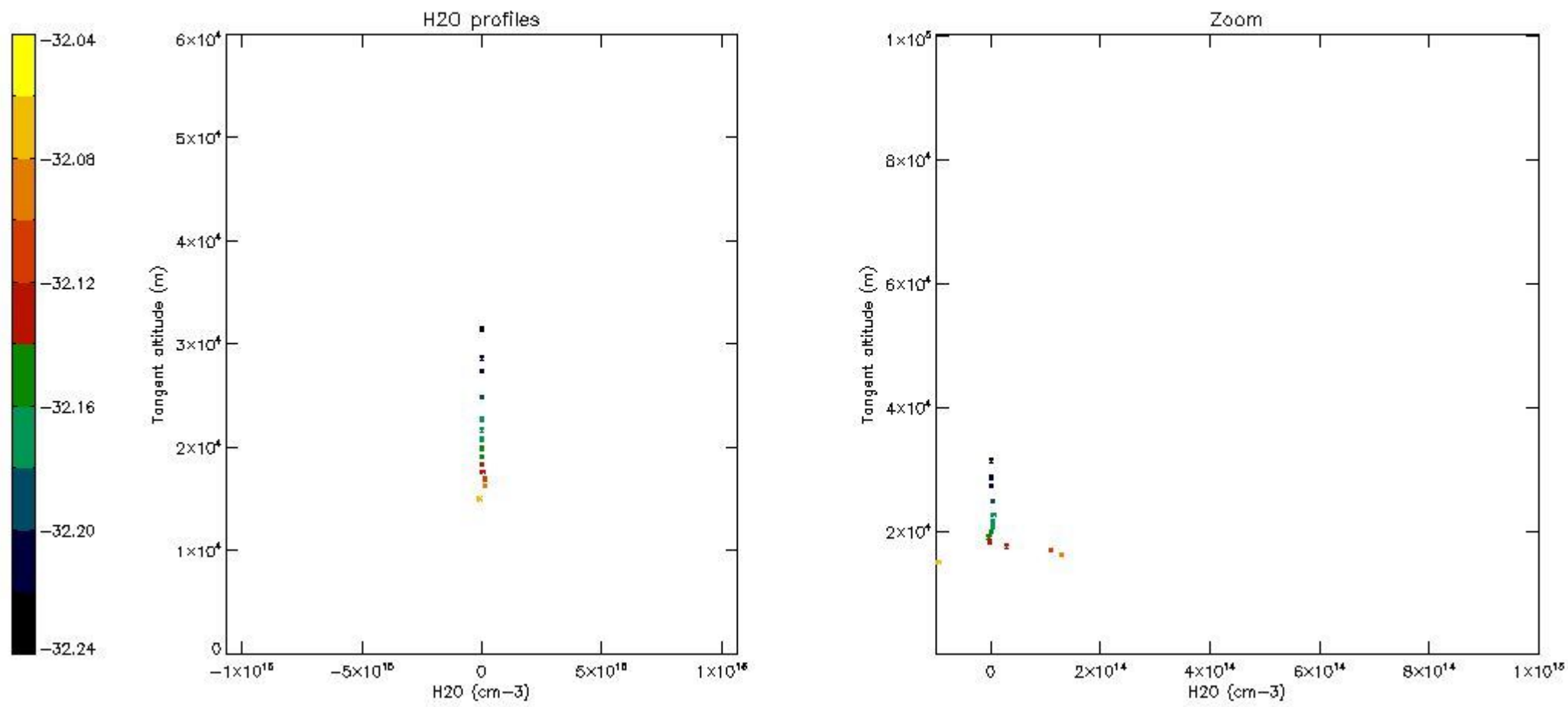
5.7 Plot NO3 profiles for all STD (dark without errors)

The colorbar represents the latitude.



5.8 Plot H2O profiles for all STD (only for occultations of stars 1,2,3,4,13,14,16,26,63 dark without errors)

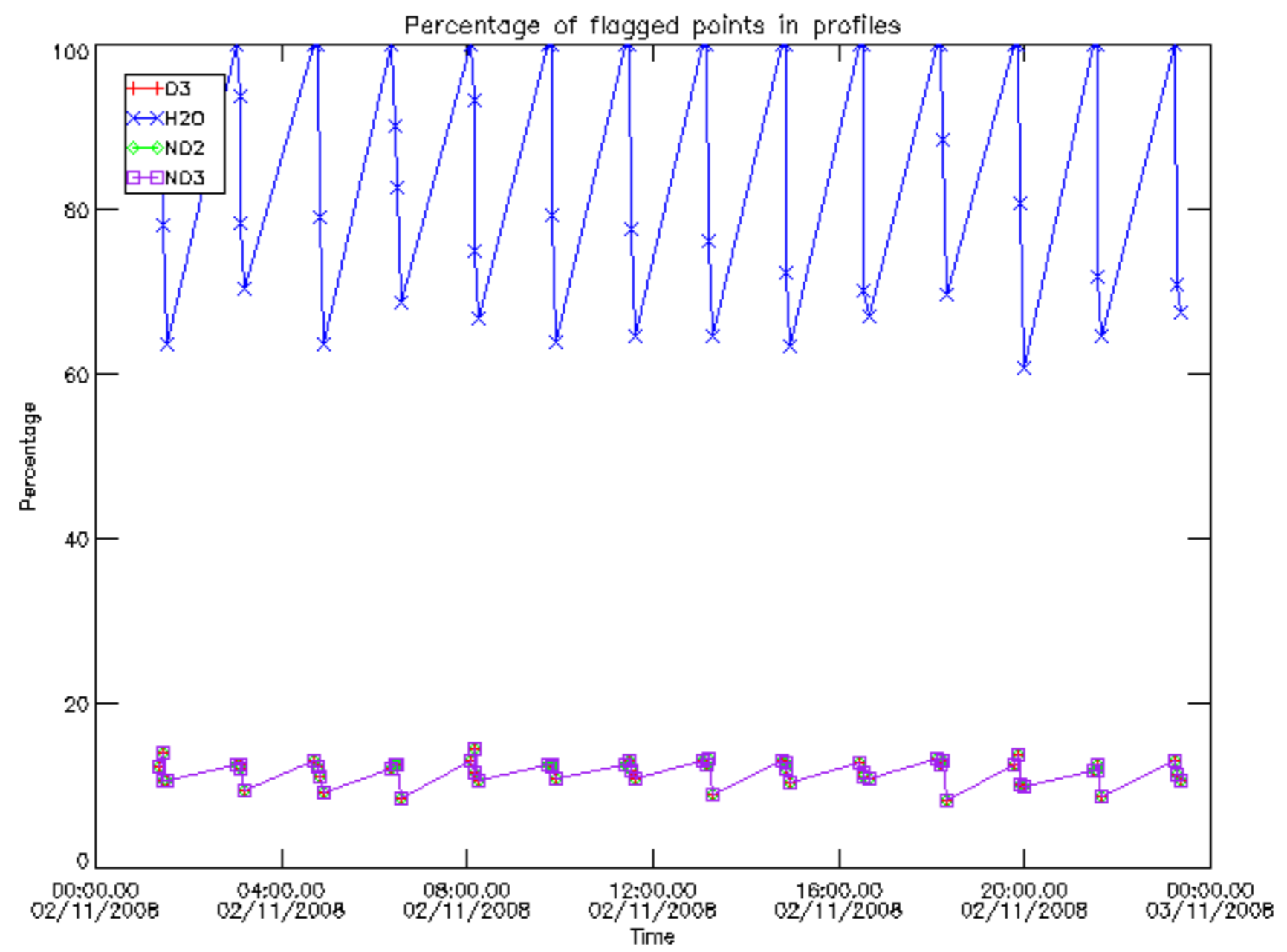
The colorbar represents the latitude.



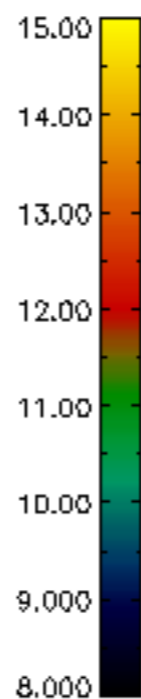
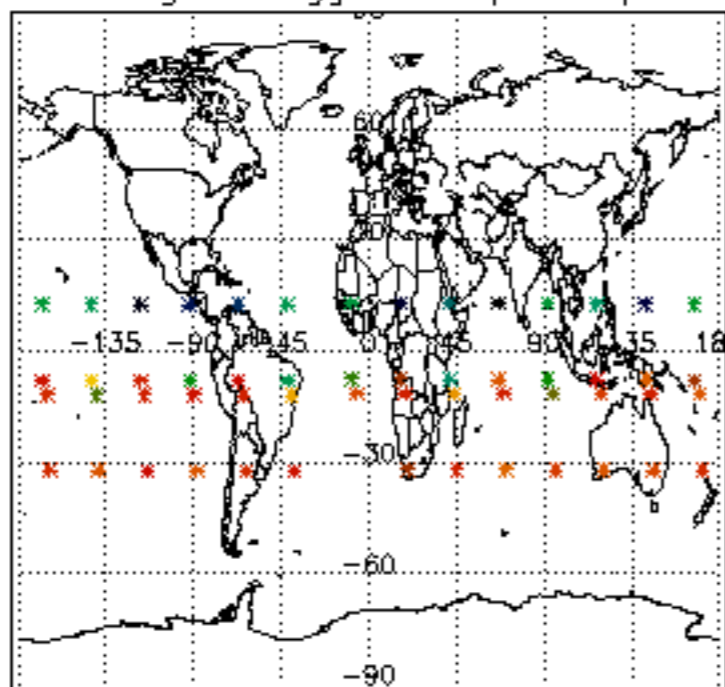
6. Auxiliary Data Files used for the production reported in section 2

The number reported in the third column indicates since which file (see list in section 2) the corresponding auxiliary file has been used. The fourth column is the date of those product files.

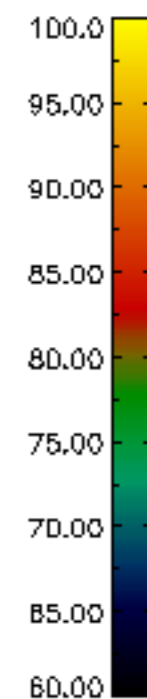
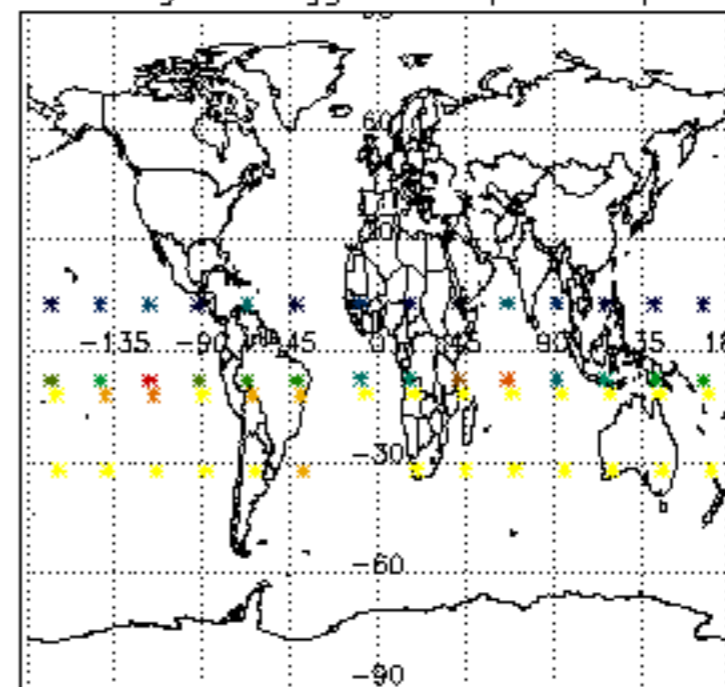
Type	Auxiliary Filename	Used since product	Used since product date
INST_PHYS_CHARACTERISTICS	GOM_INS_AXVIEC20091111_143220_20030716_120000_20500101_000000	1	02-NOV-2008 00:02:04
LEVEL-2_PROC_CONFIG	GOM_PR2_AXVIEC20091111_152718_20020301_000000_20500101_000000	1	02-NOV-2008 00:02:04
CROSS_SECTIONS_FILE	GOM_CRS_AXVIEC20091111_154832_20020301_000000_20500101_000000	1	02-NOV-2008 00:02:04



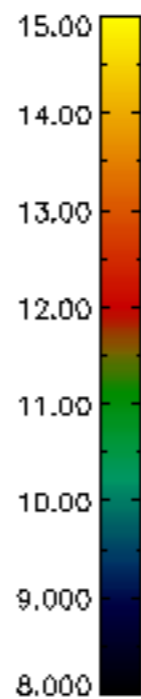
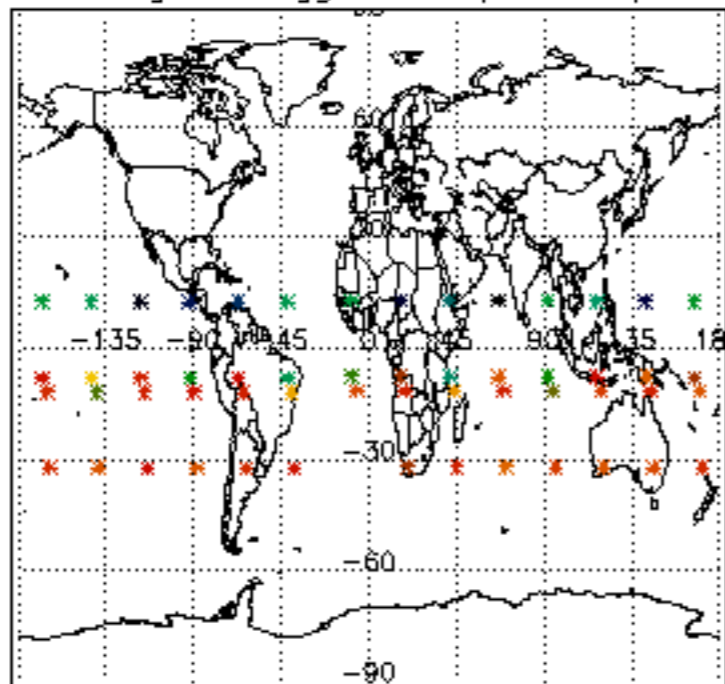
Percentage of flagged data per D3 profile



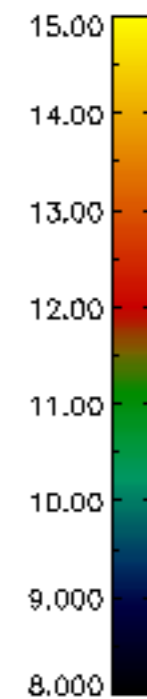
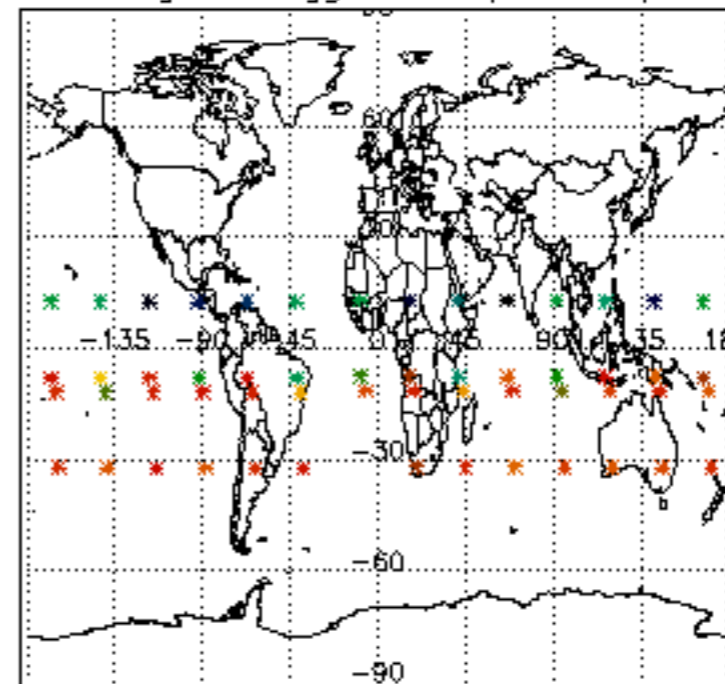
Percentage of flagged data per H2O profile

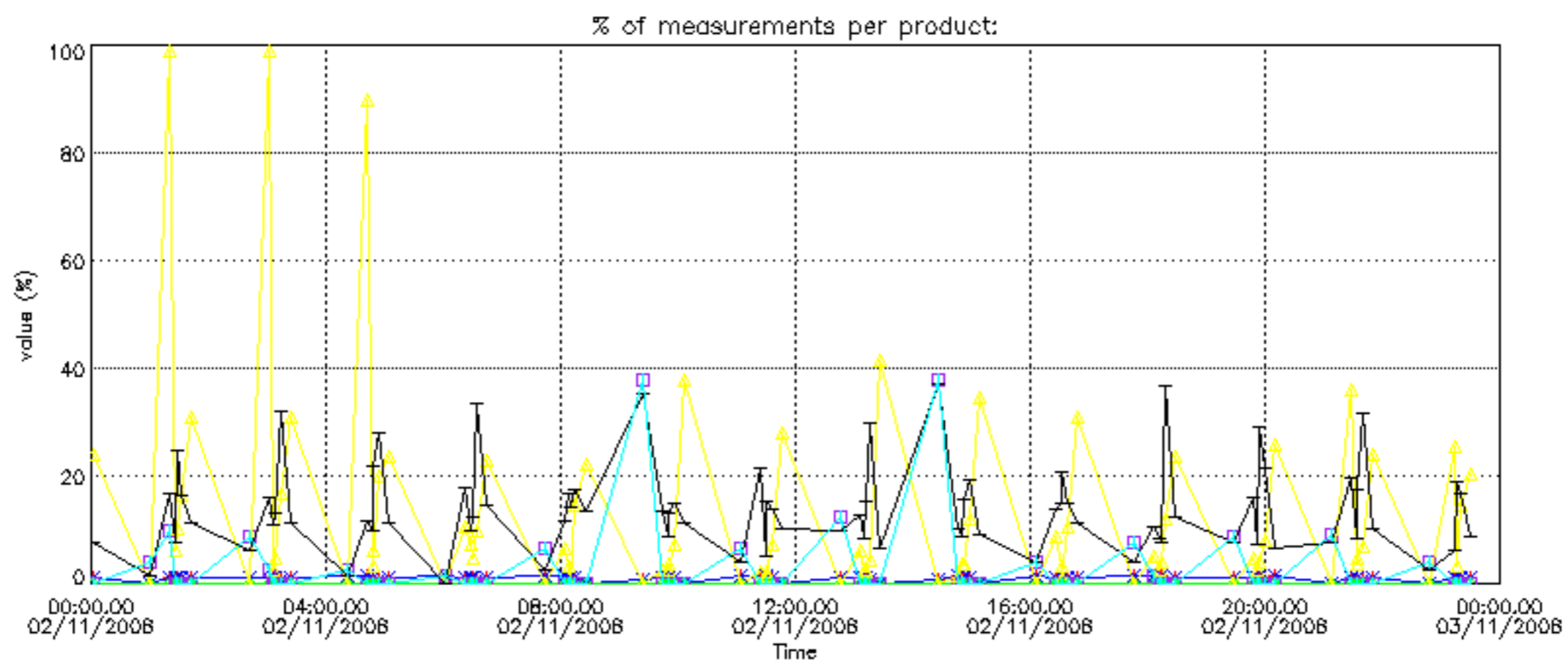


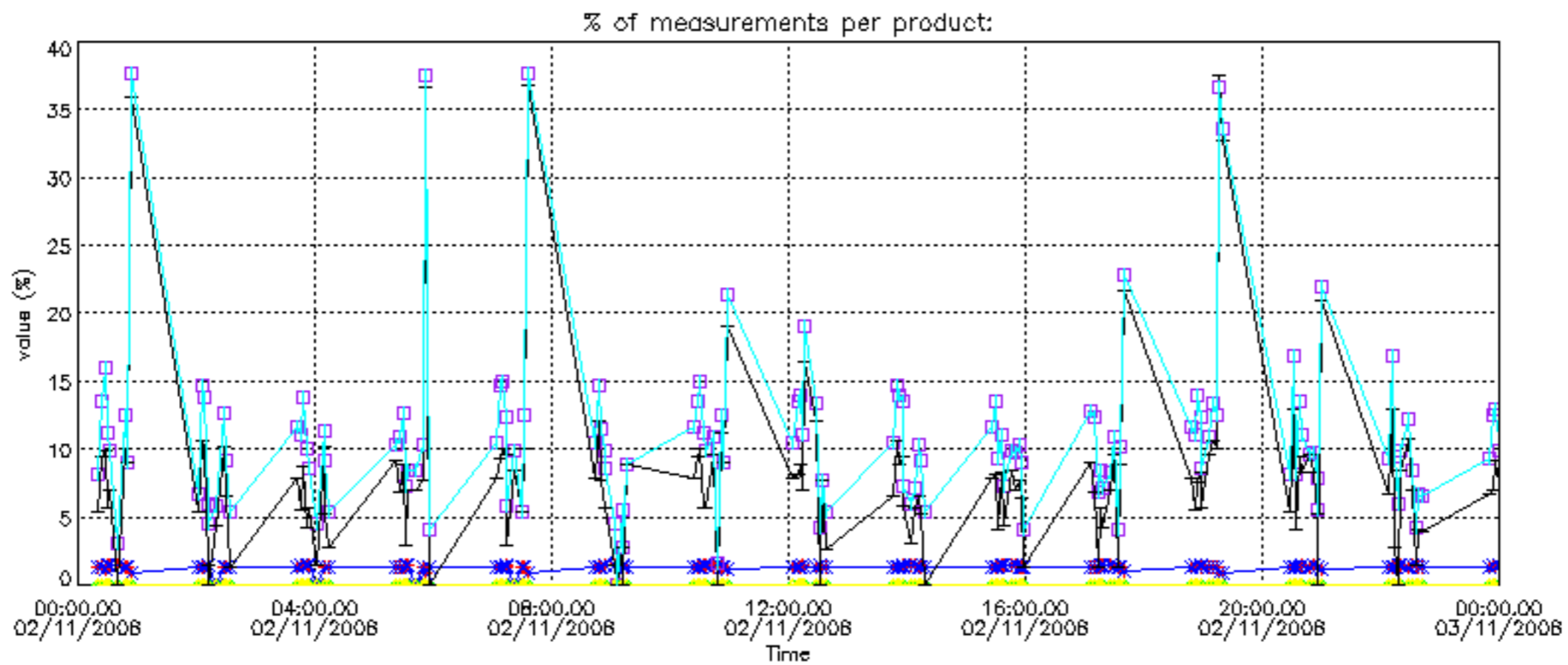
Percentage of flagged data per NO2 profile



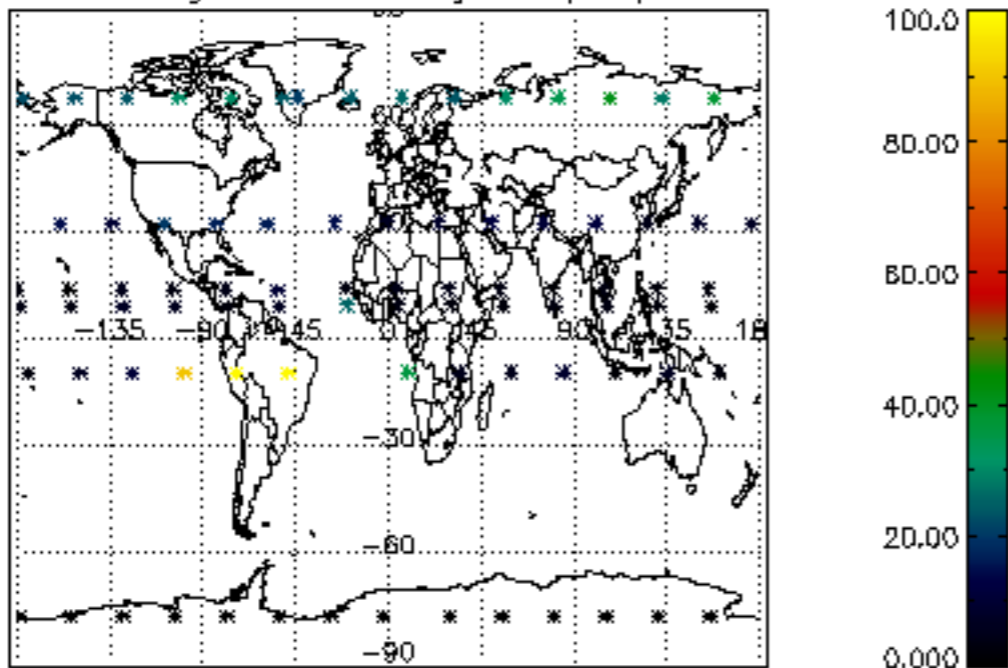
Percentage of flagged data per NO3 profile



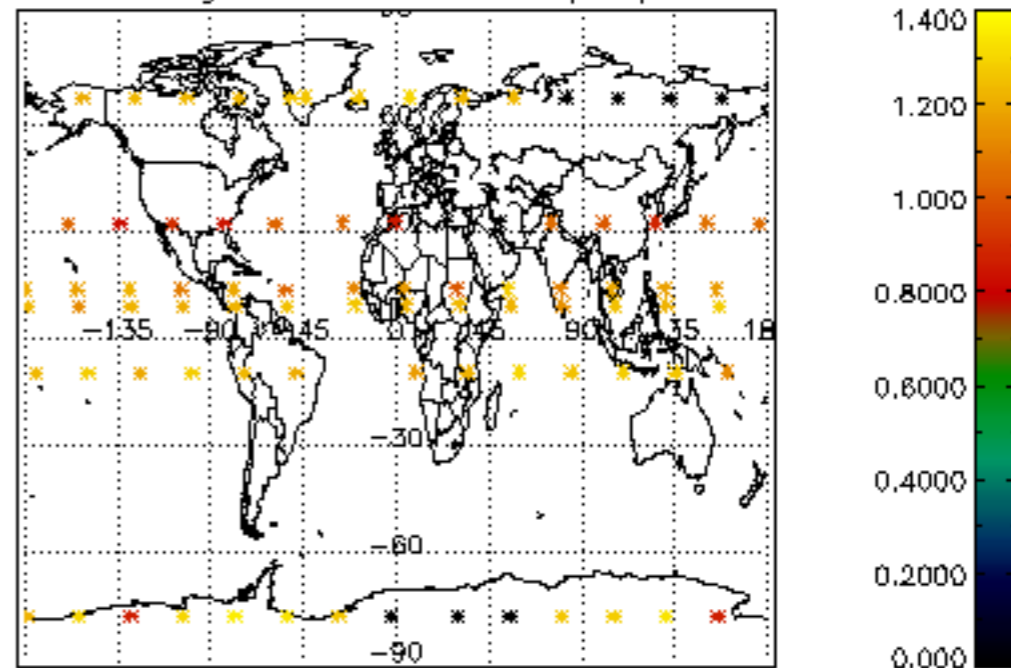




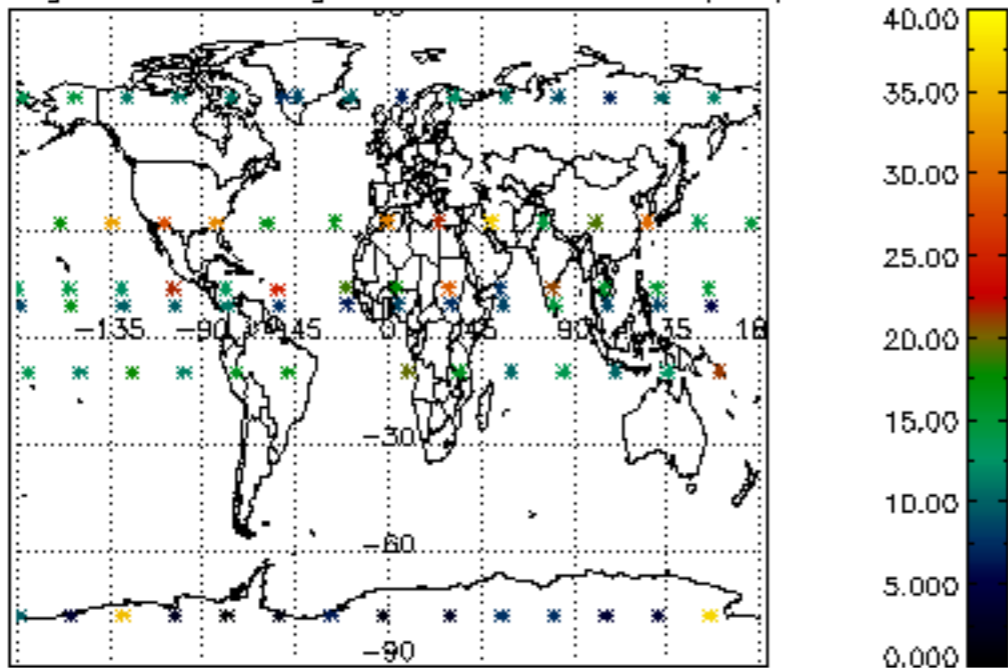
Percentage of cosmic ray hits per profile



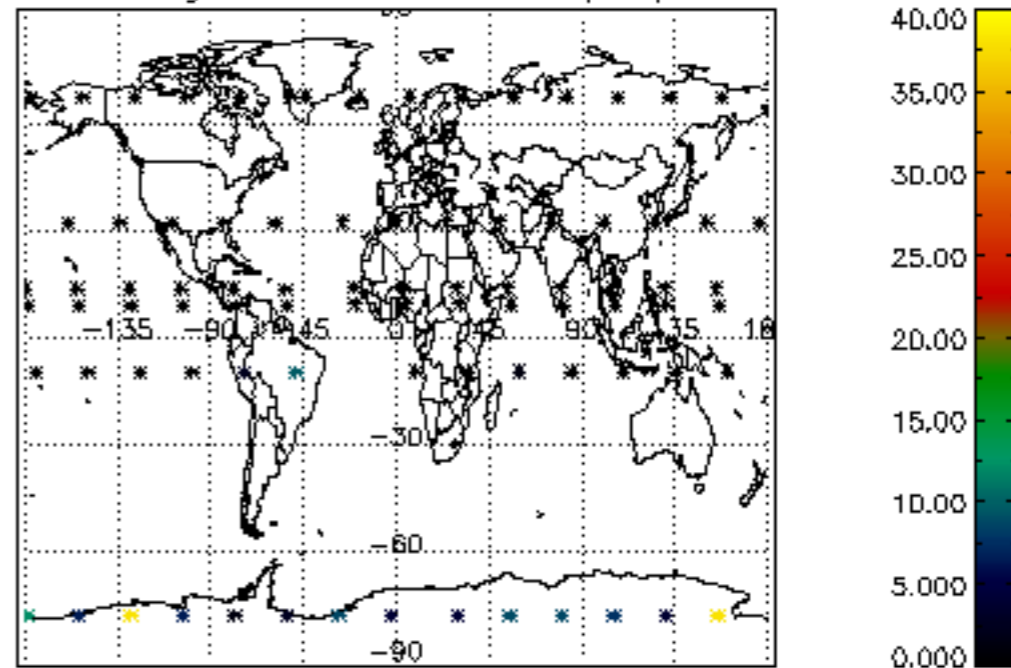
Percentage of datation errors per profile



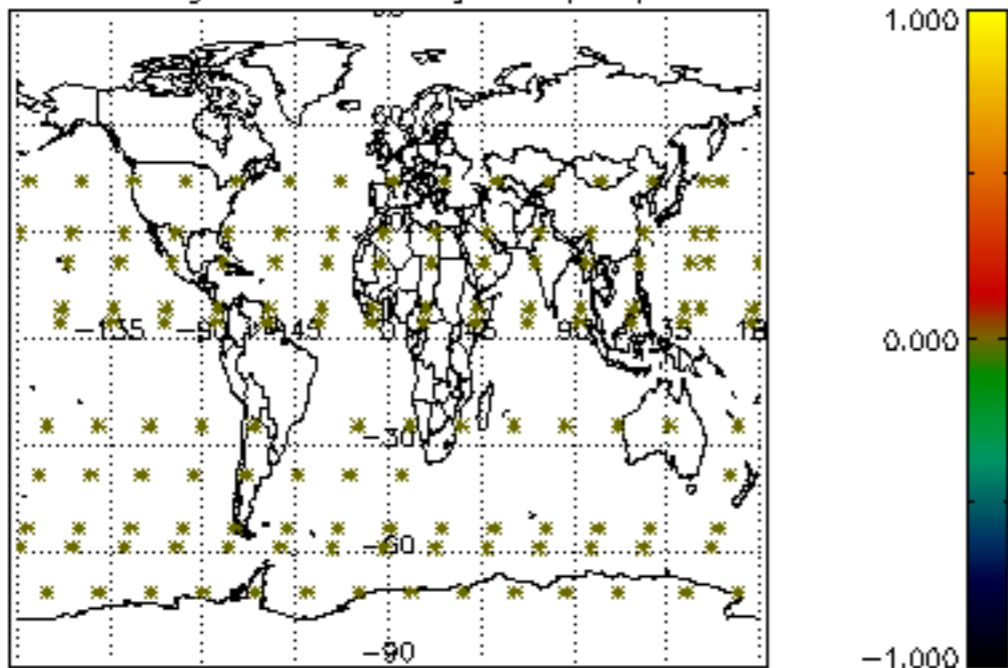
Percentage of star falling outside central band per profile



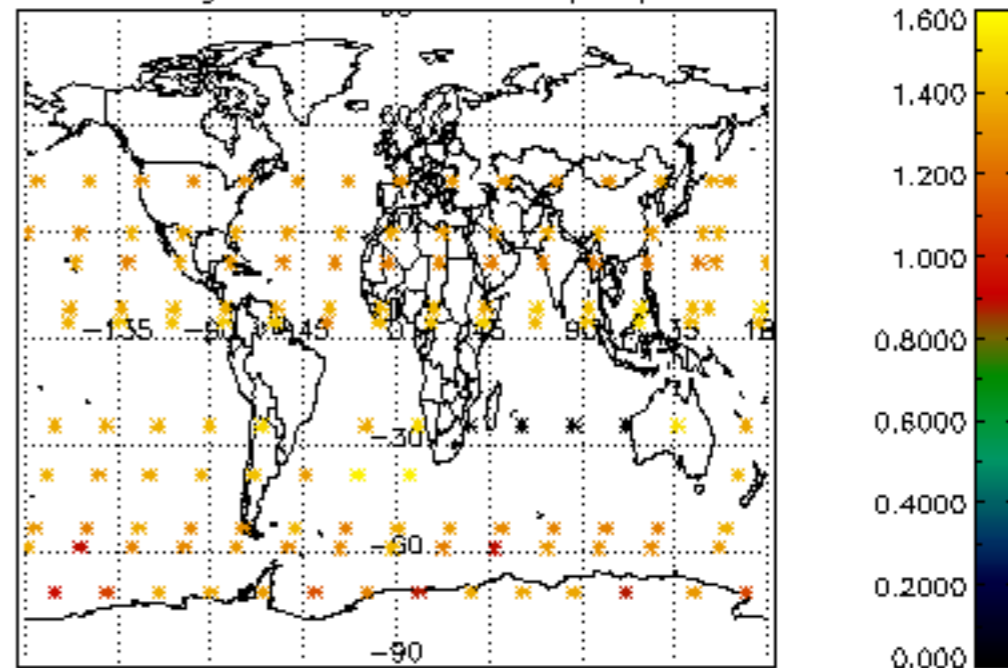
Percentage of saturation errors per profile



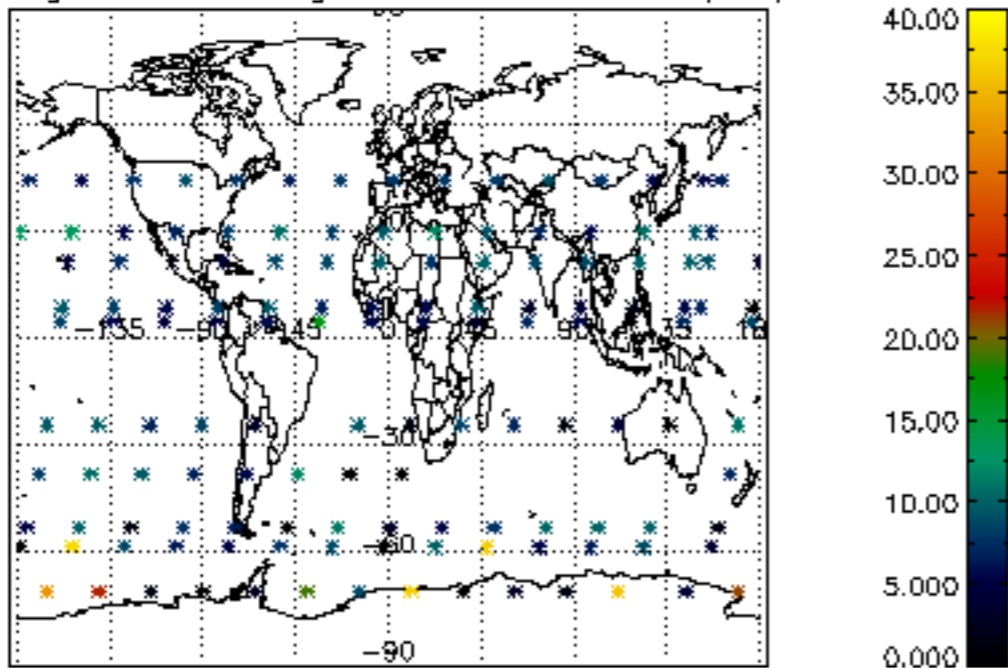
Percentage of cosmic ray hits per profile



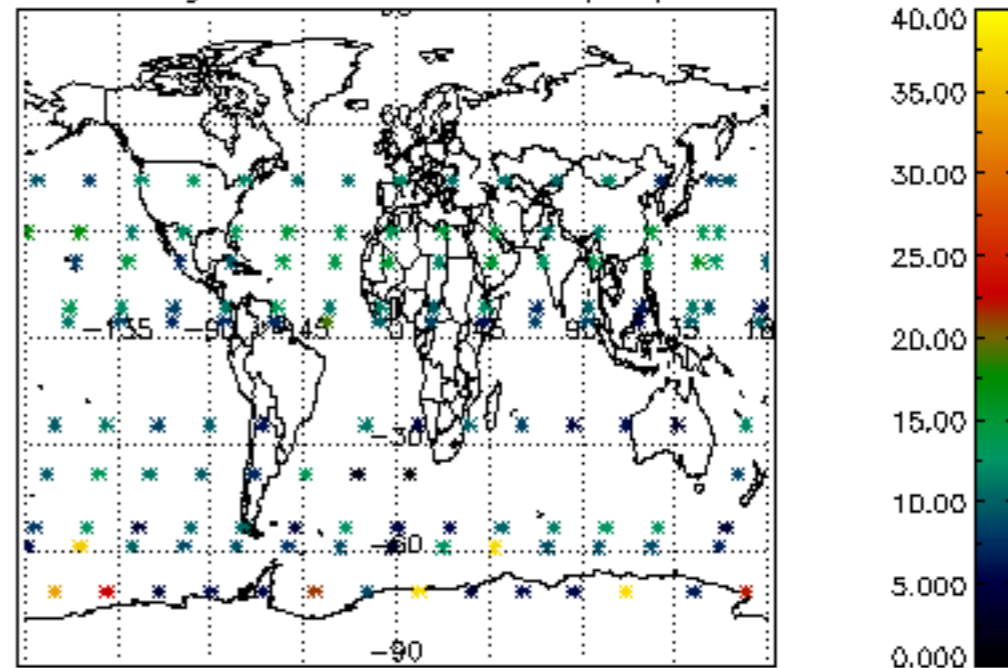
Percentage of datation errors per profile

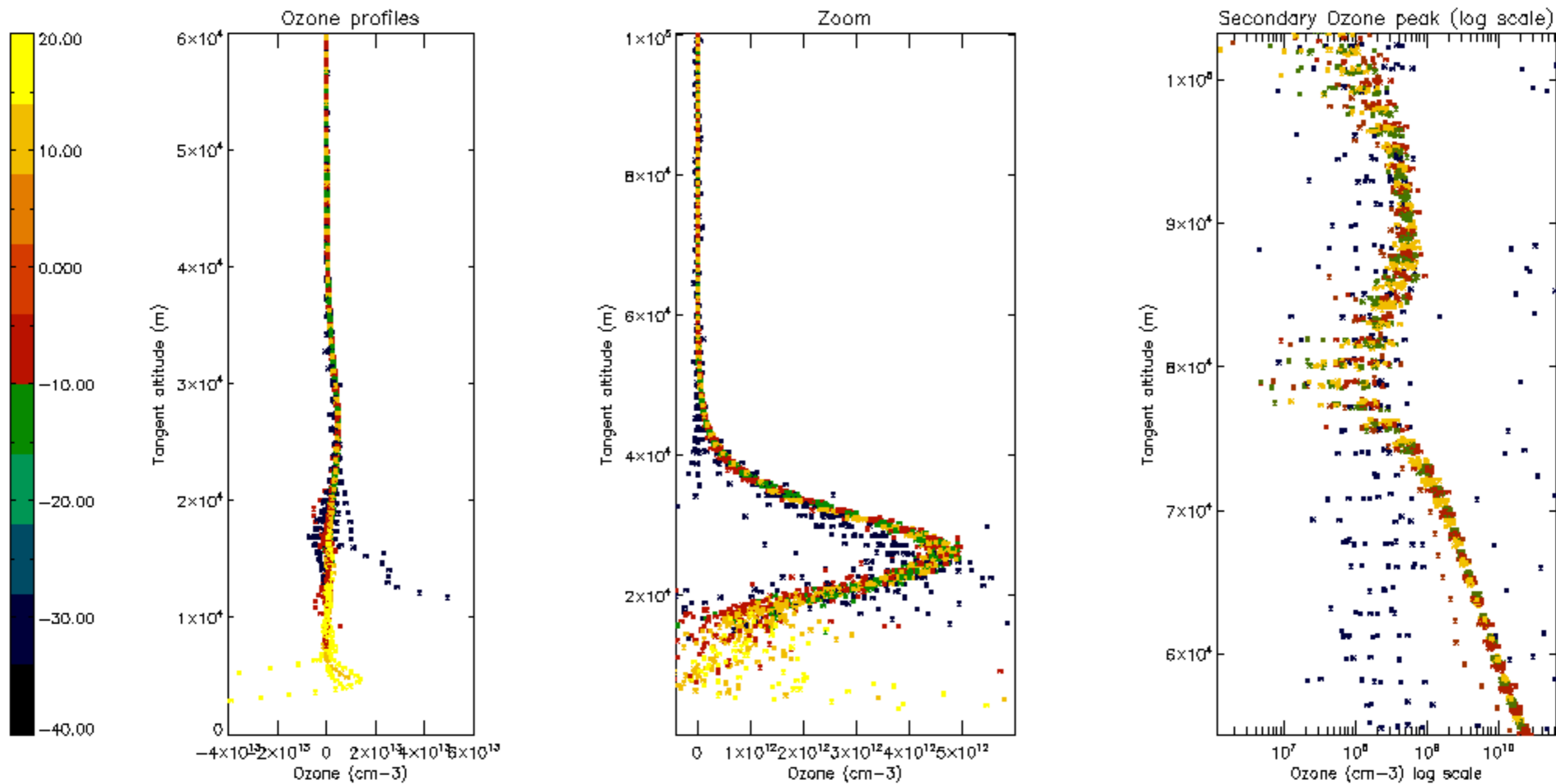


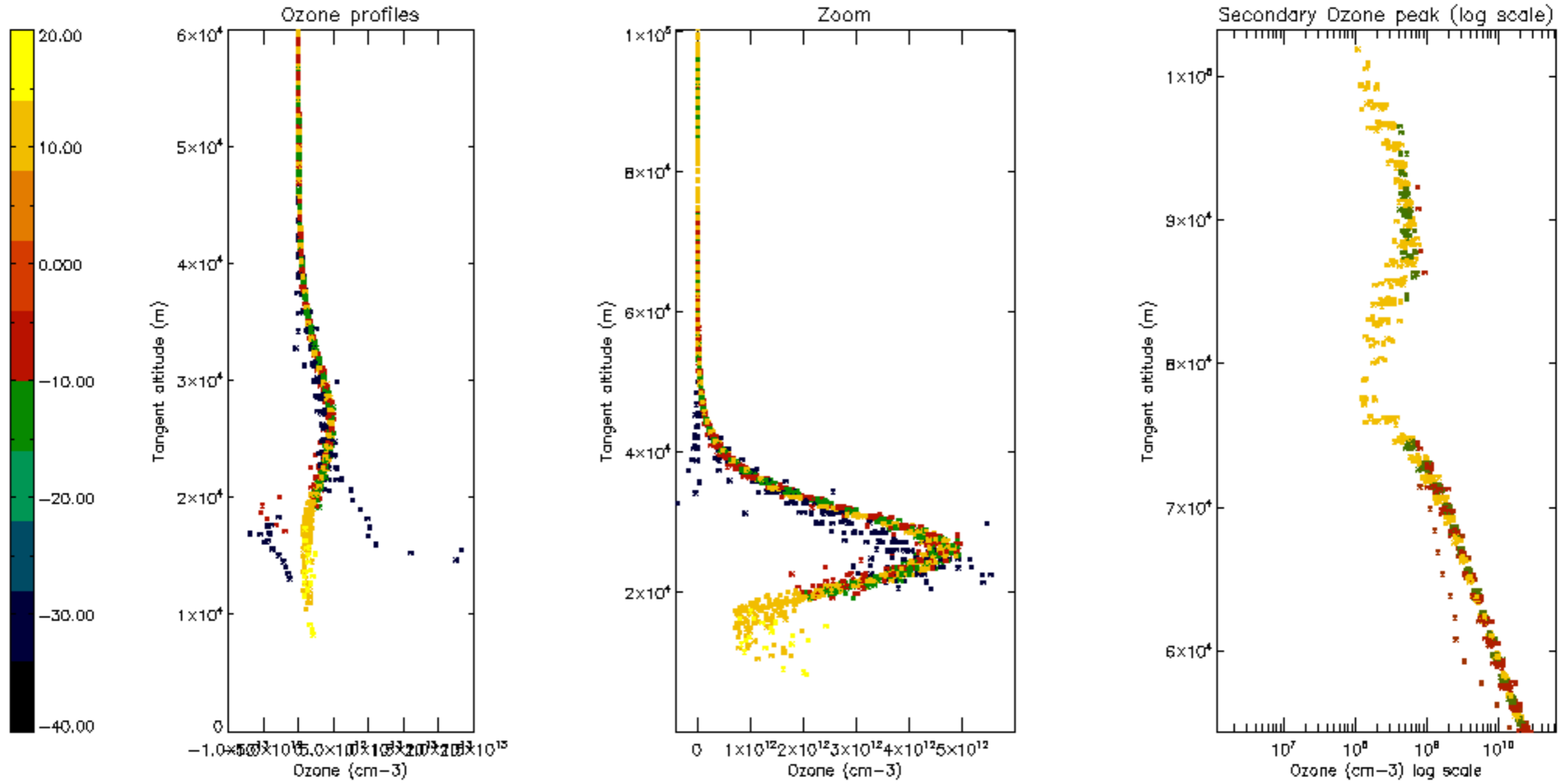
Percentage of star falling outside central band per profile

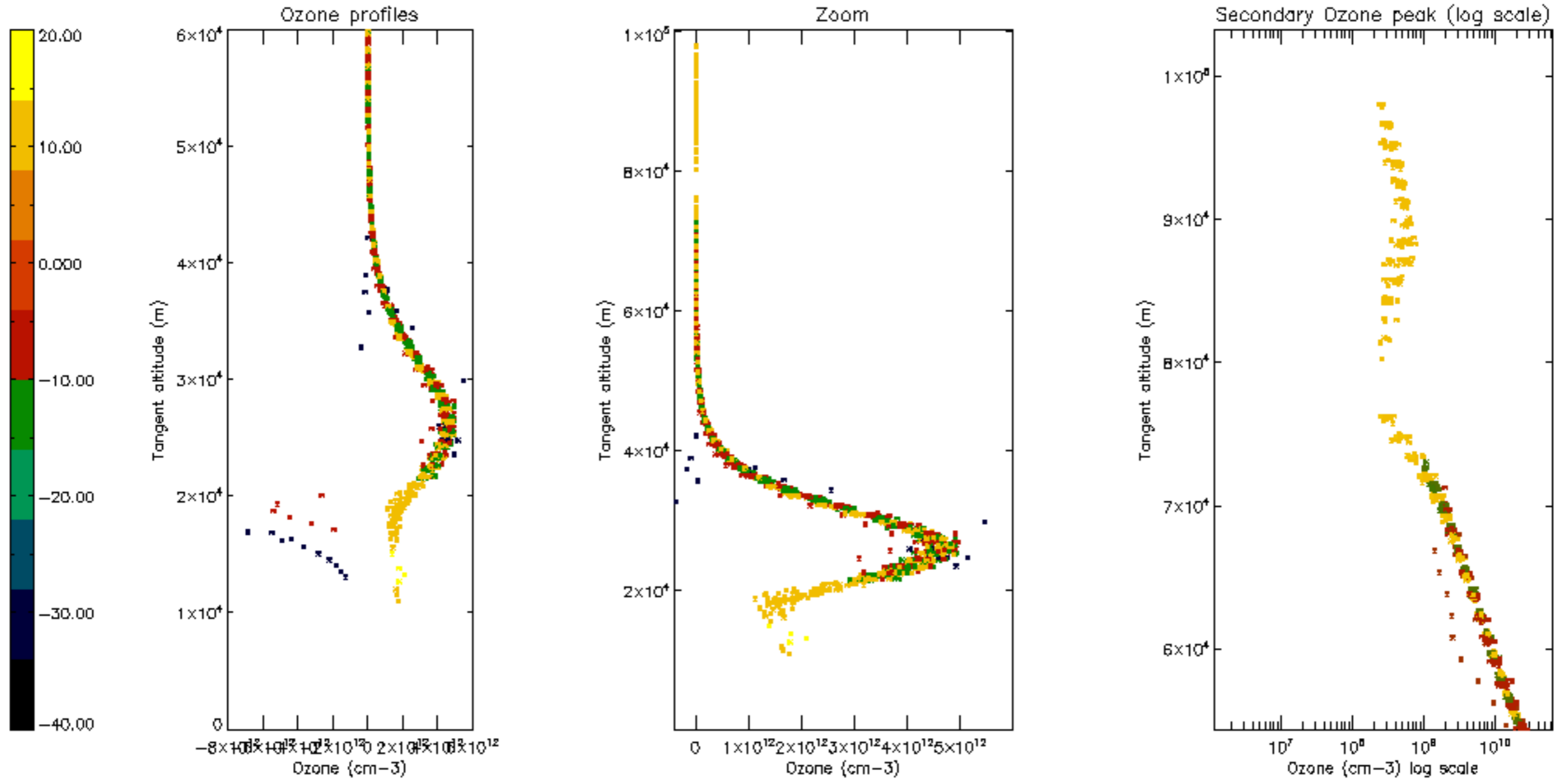


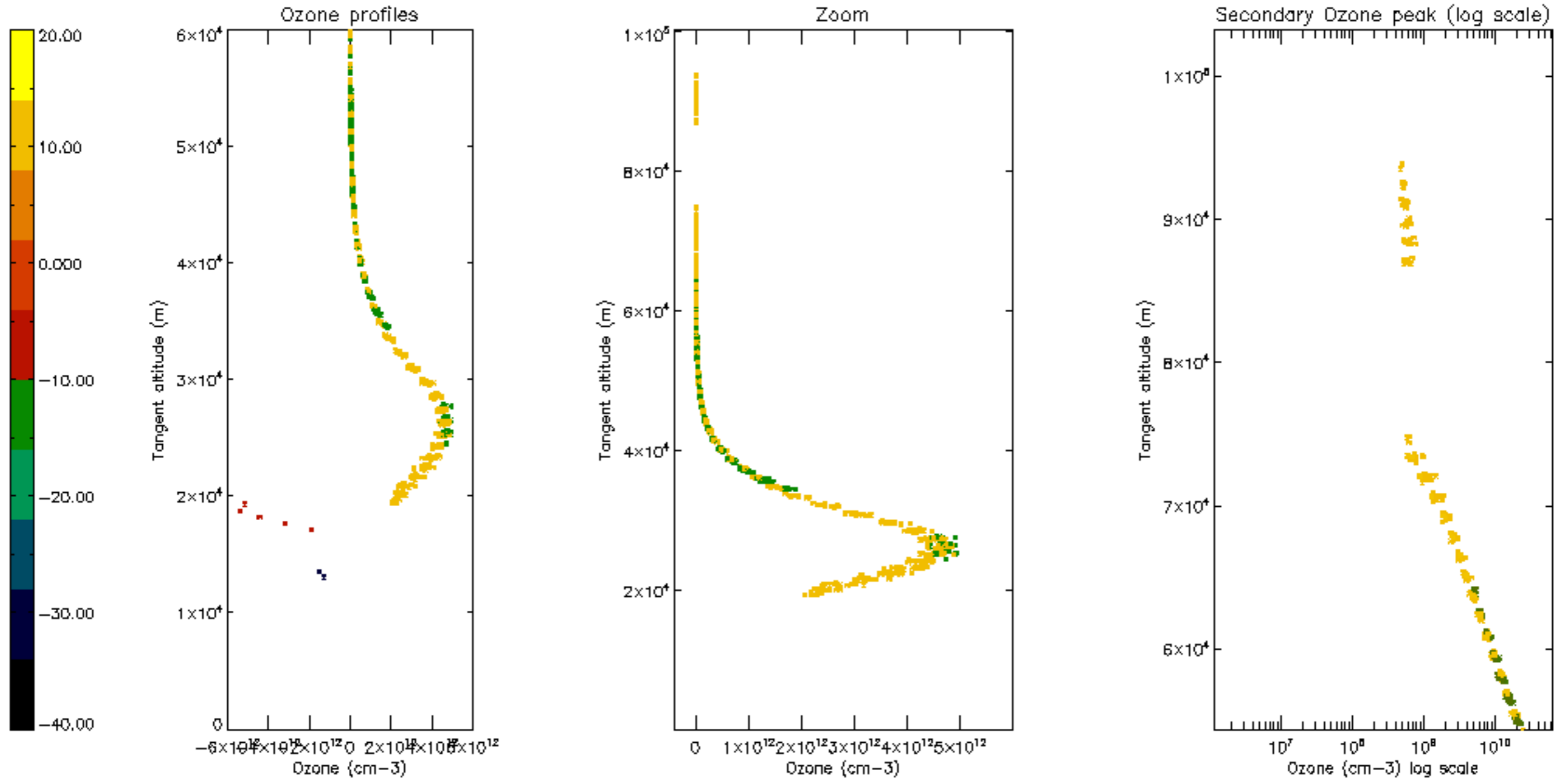
Percentage of saturation errors per profile

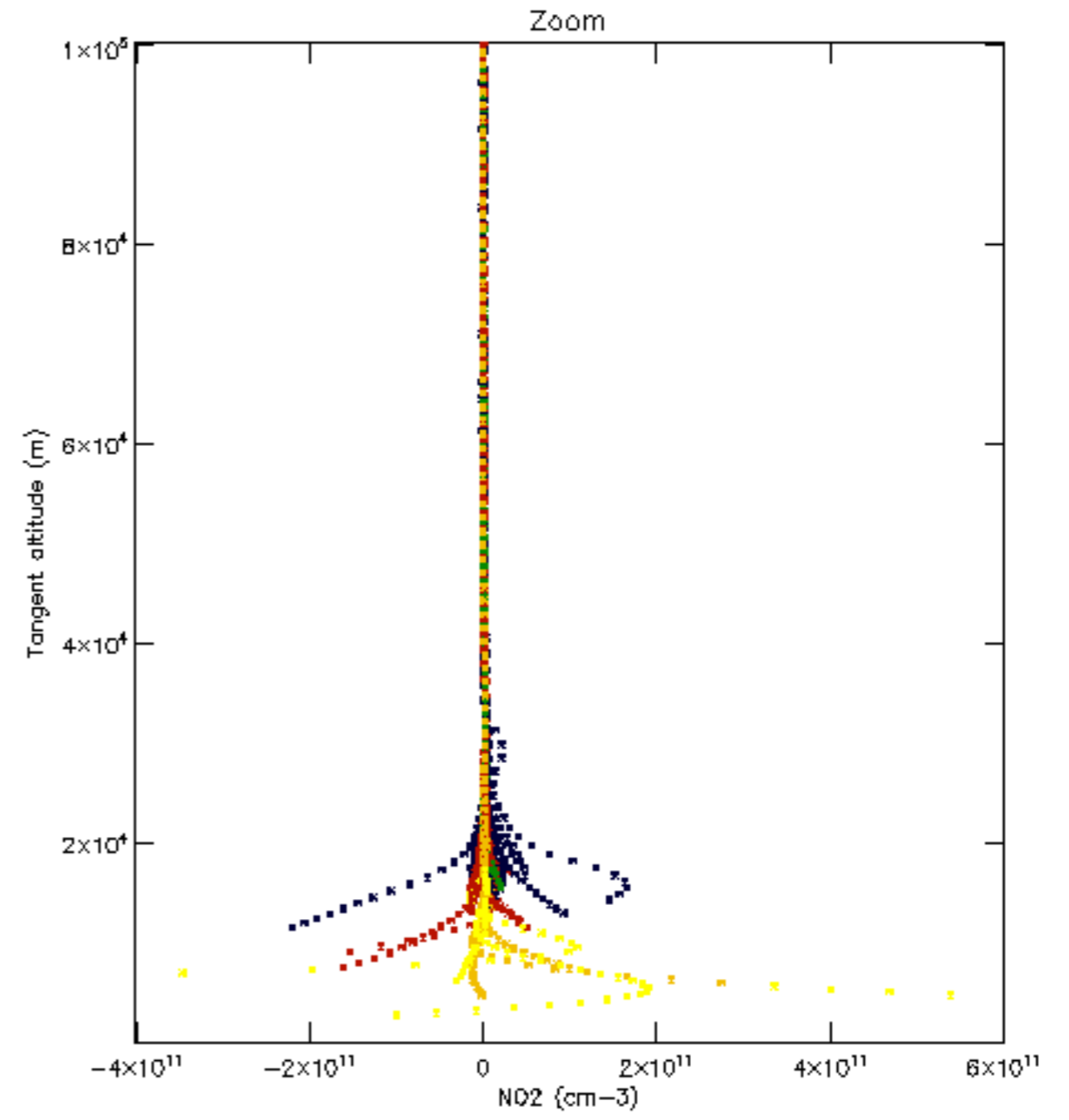
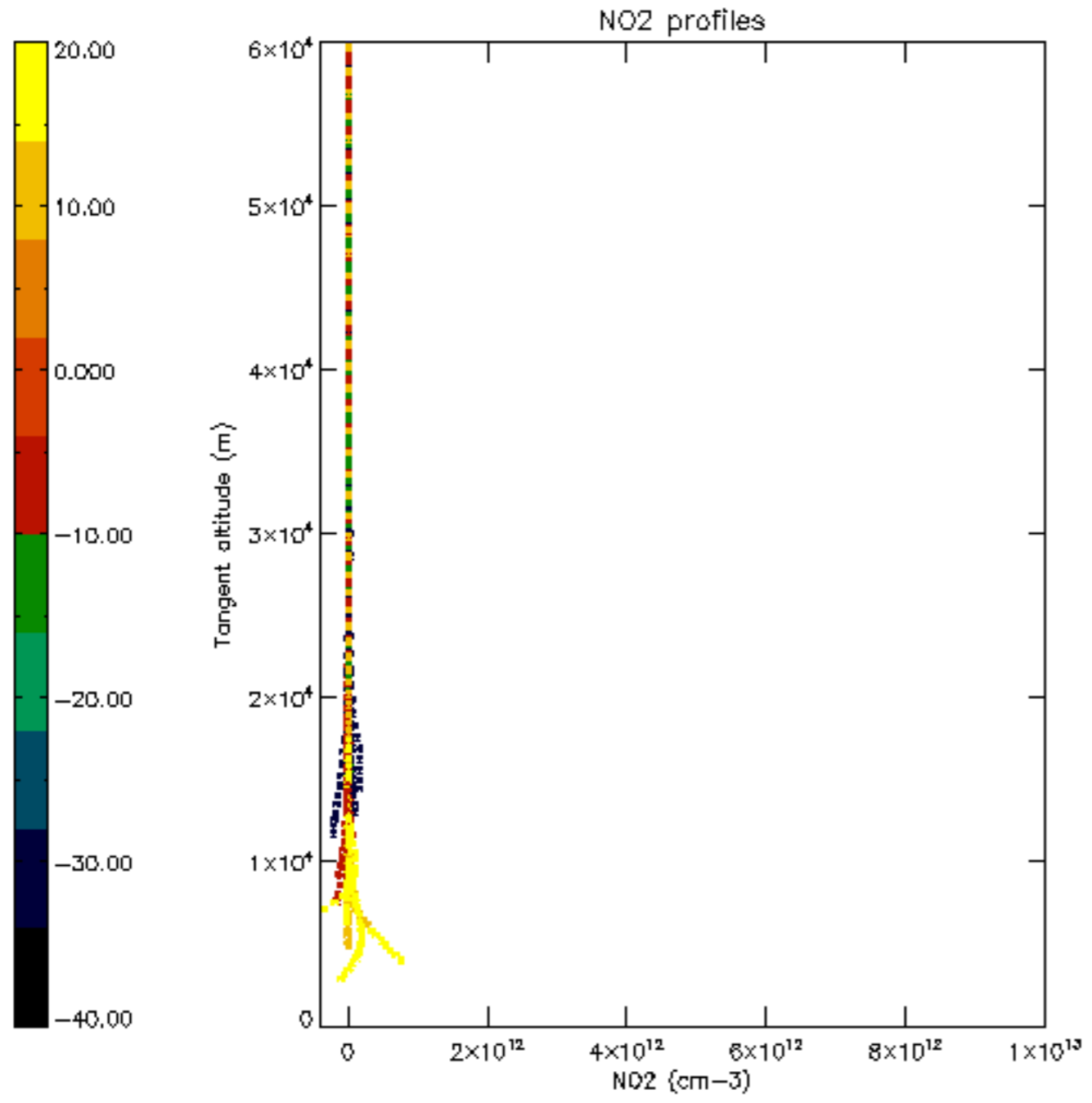


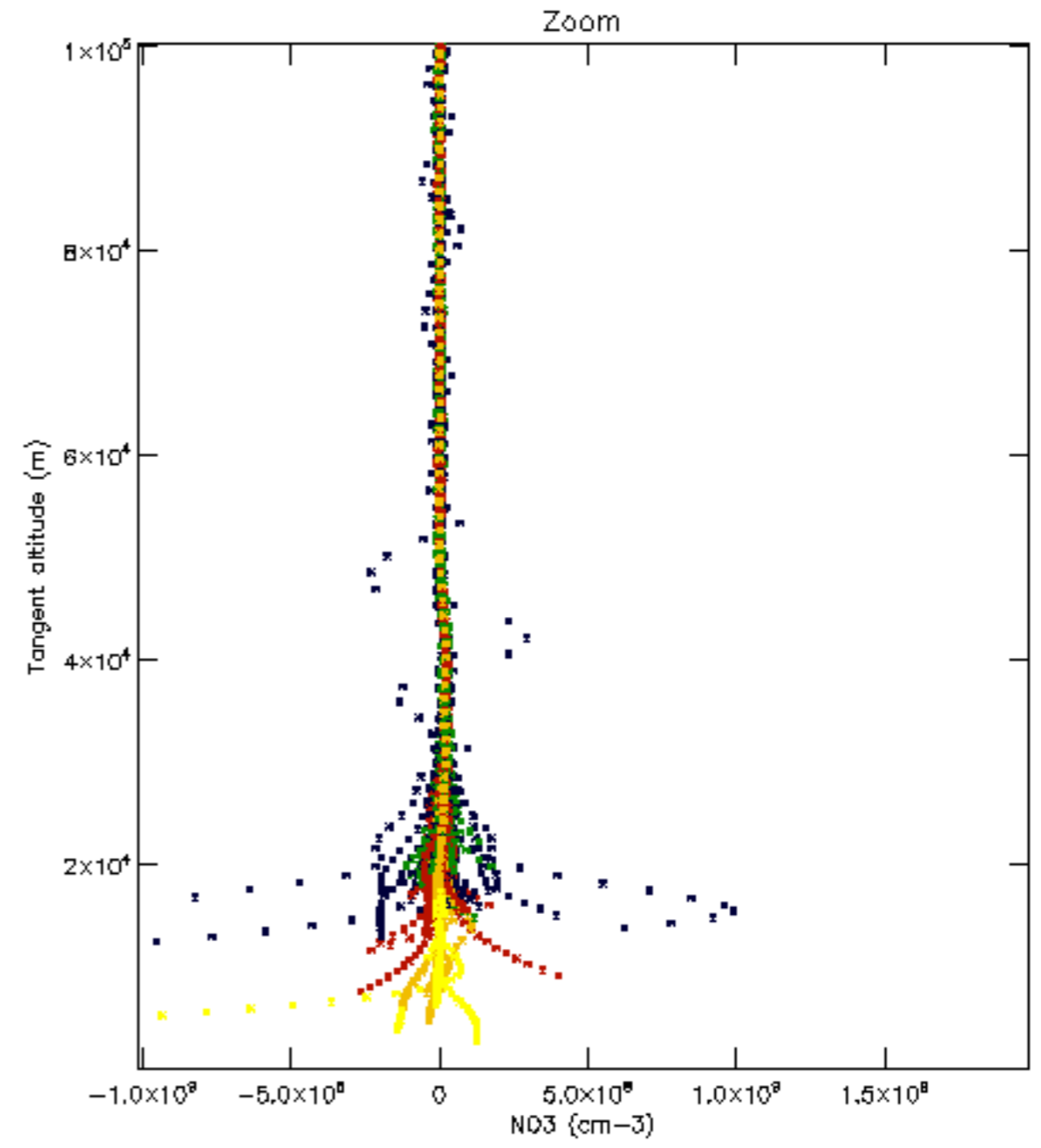
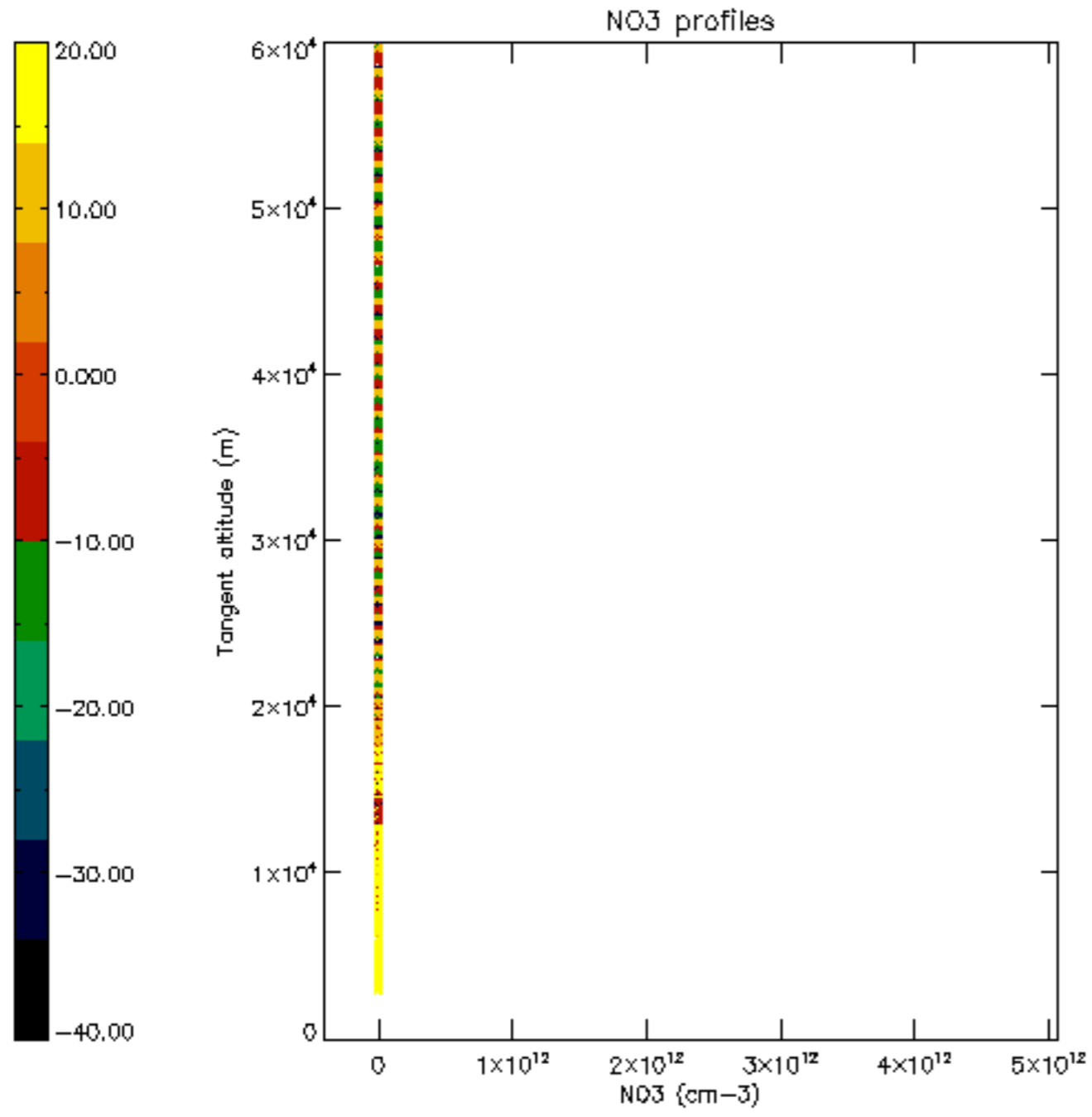


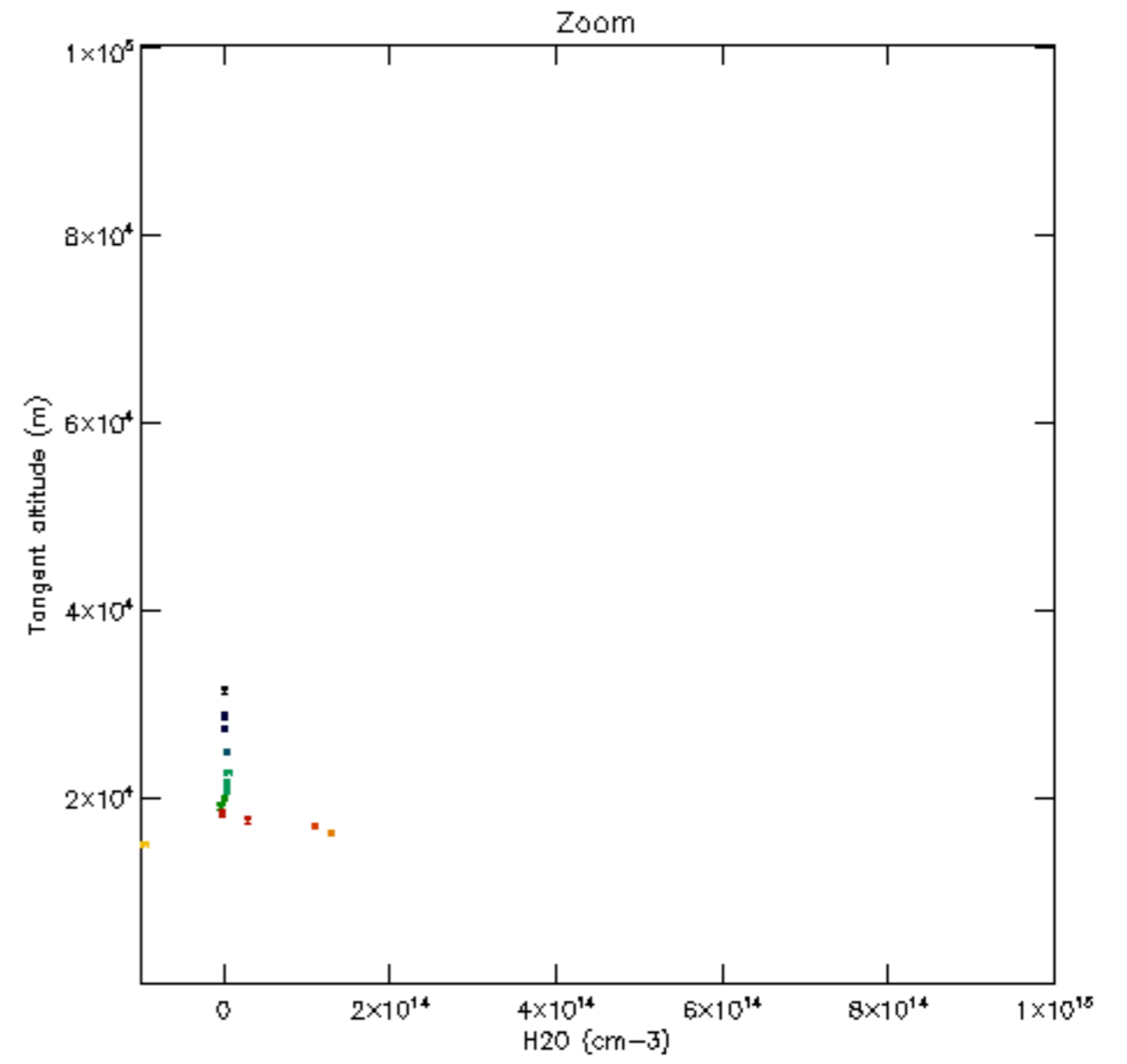
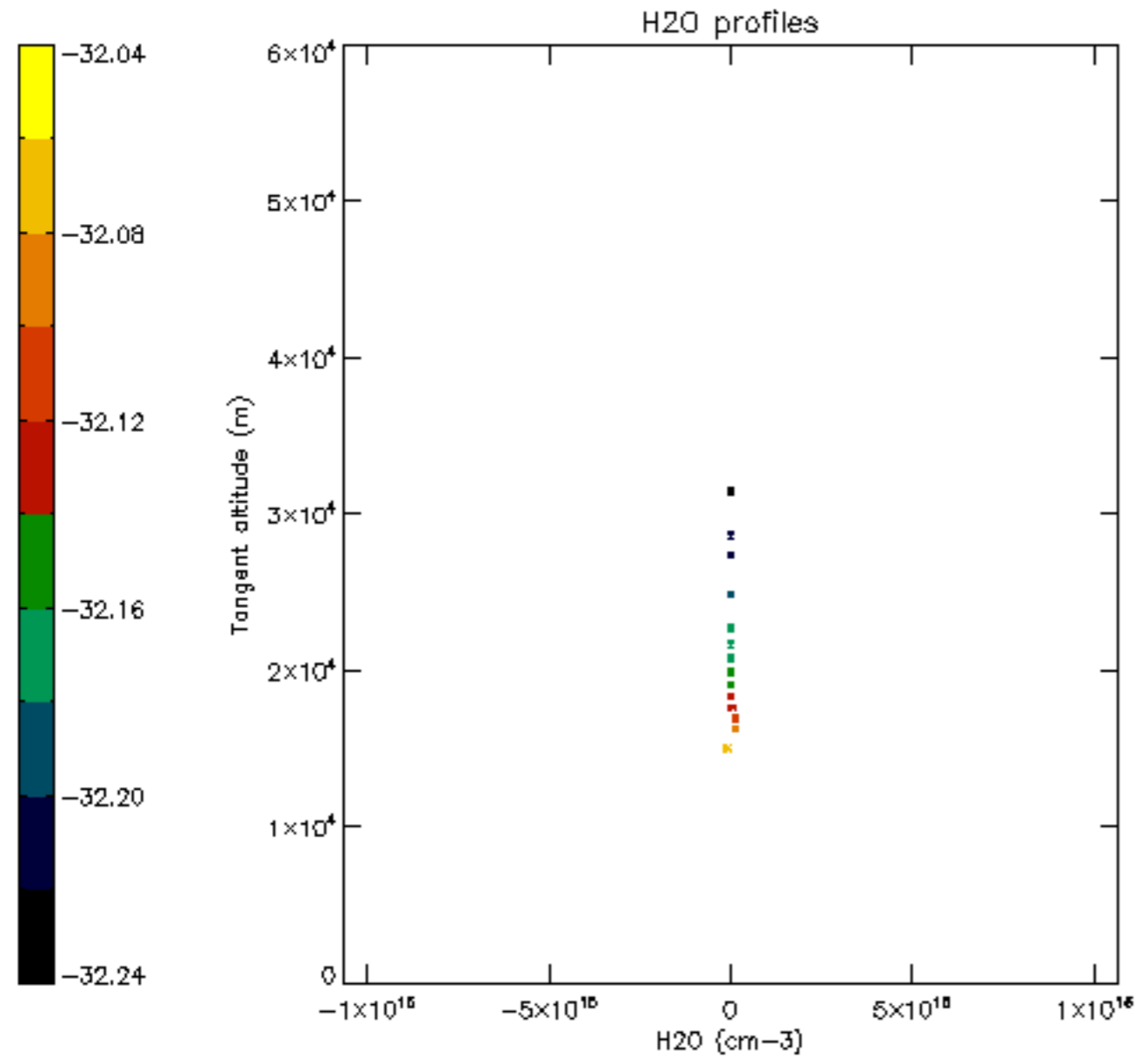


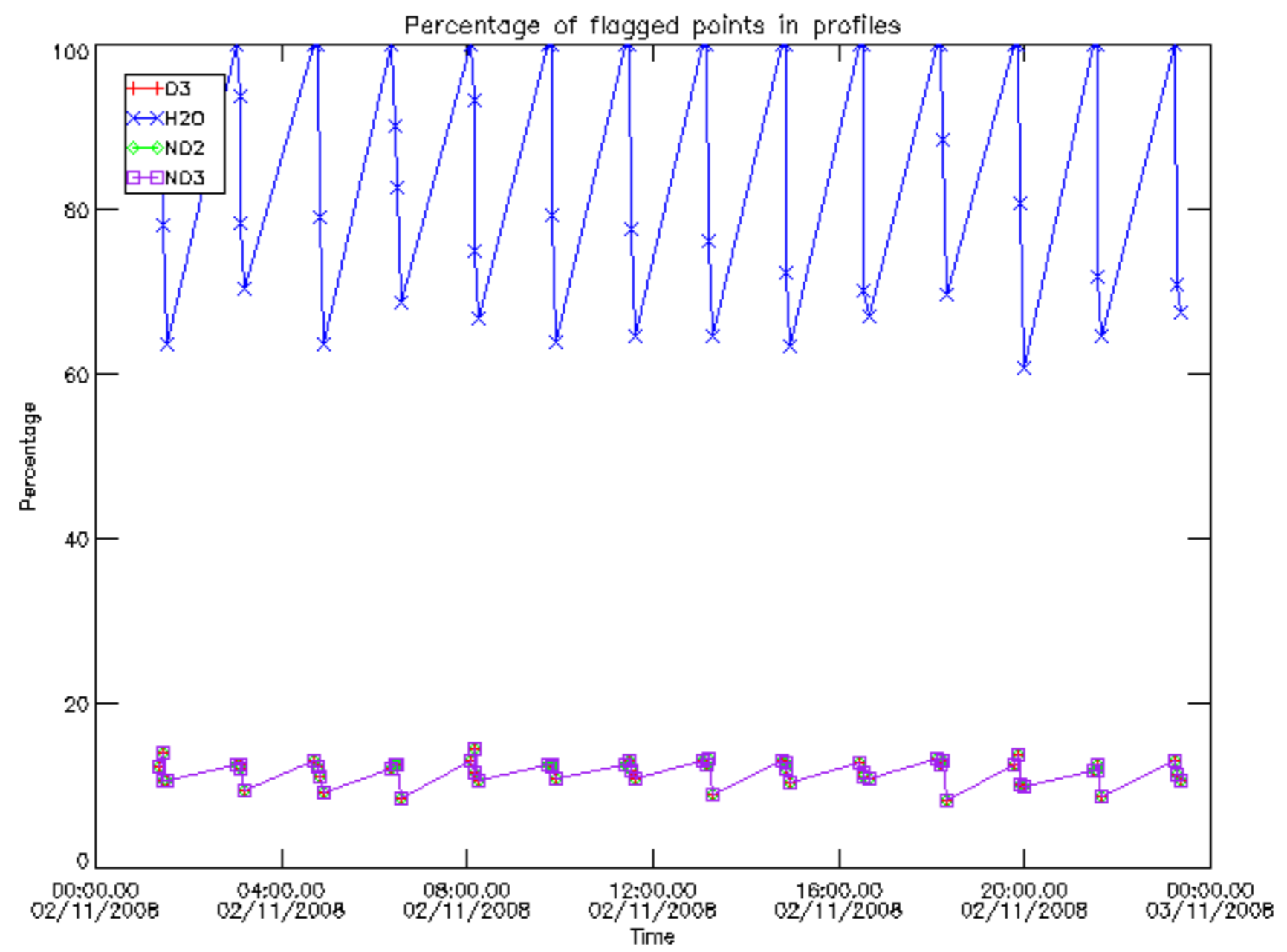




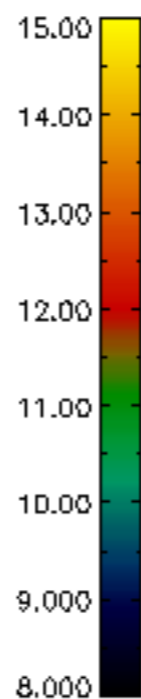
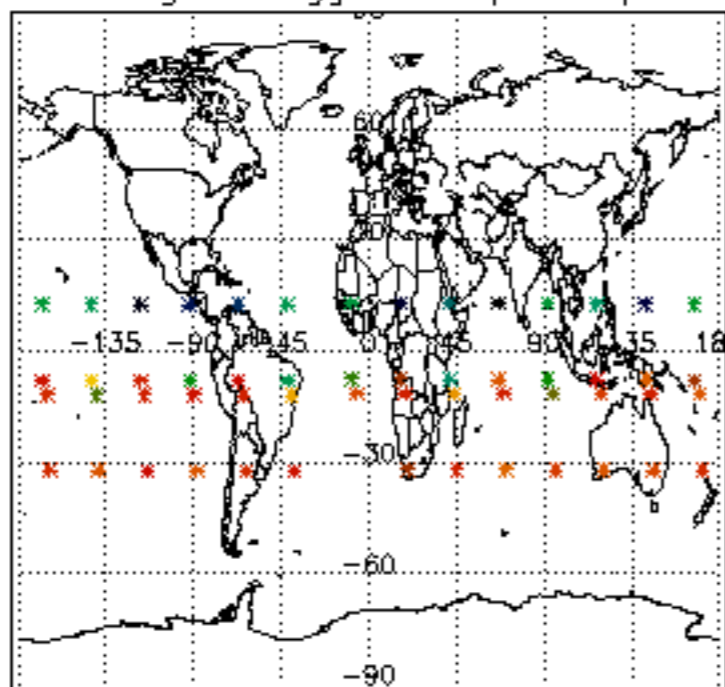




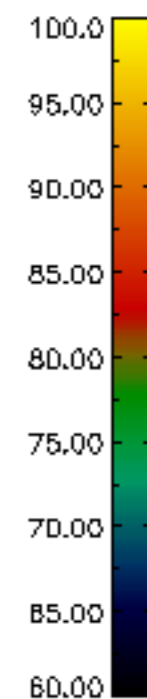
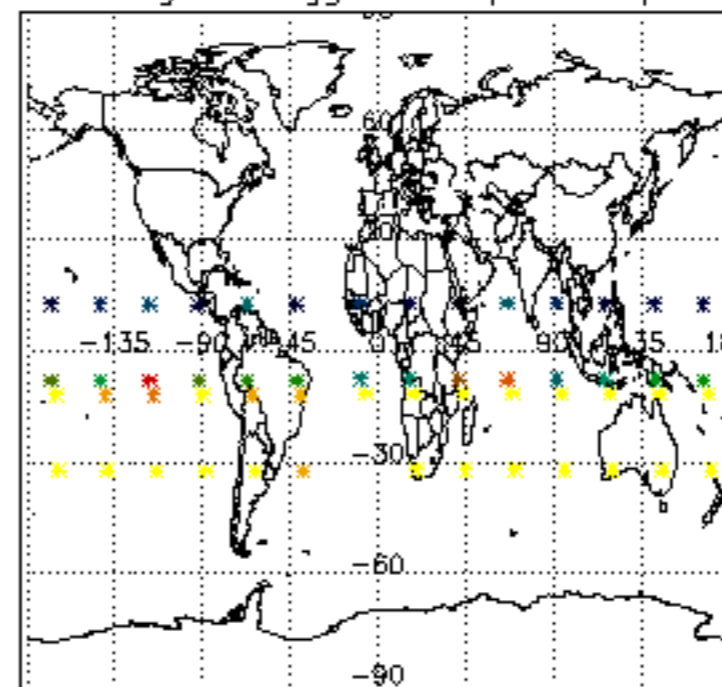




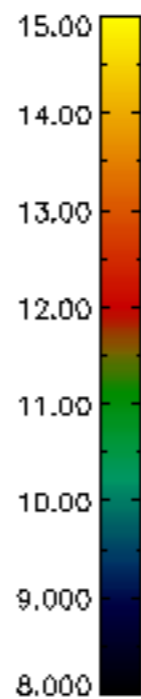
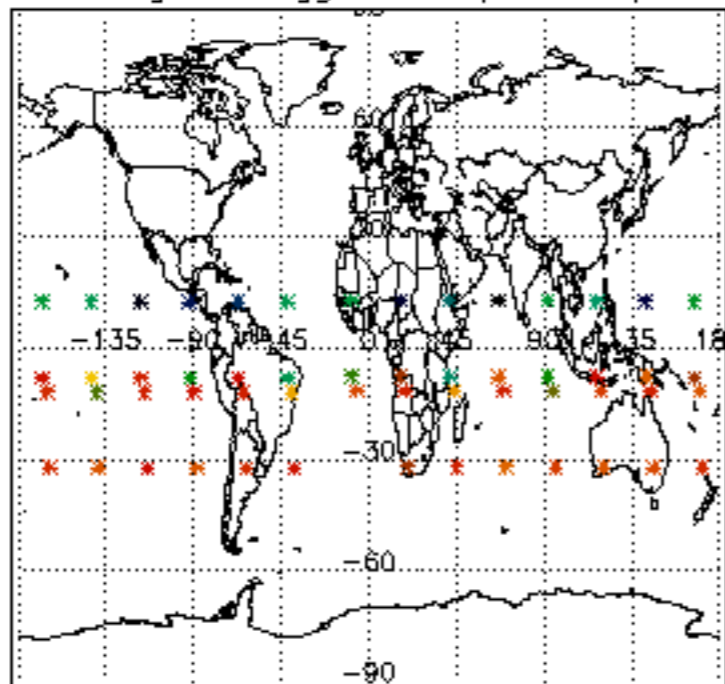
Percentage of flagged data per D3 profile



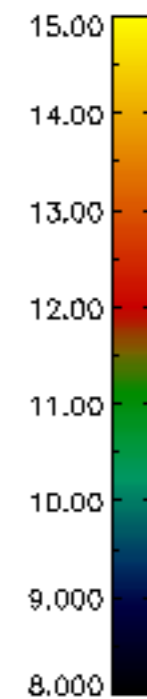
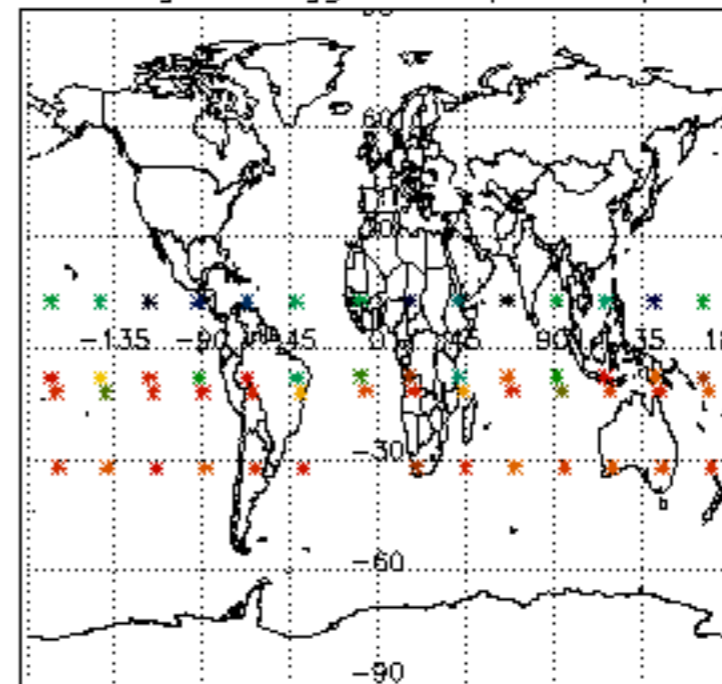
Percentage of flagged data per H2O profile

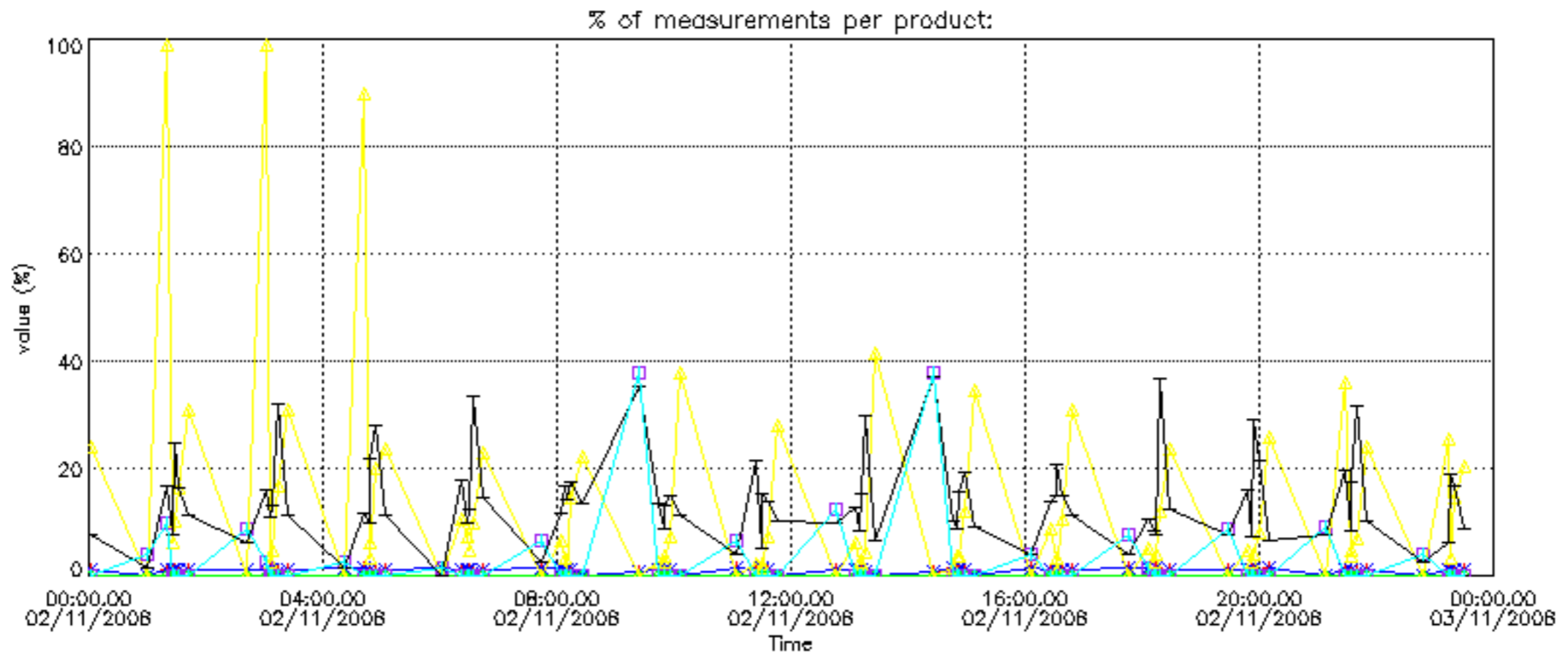


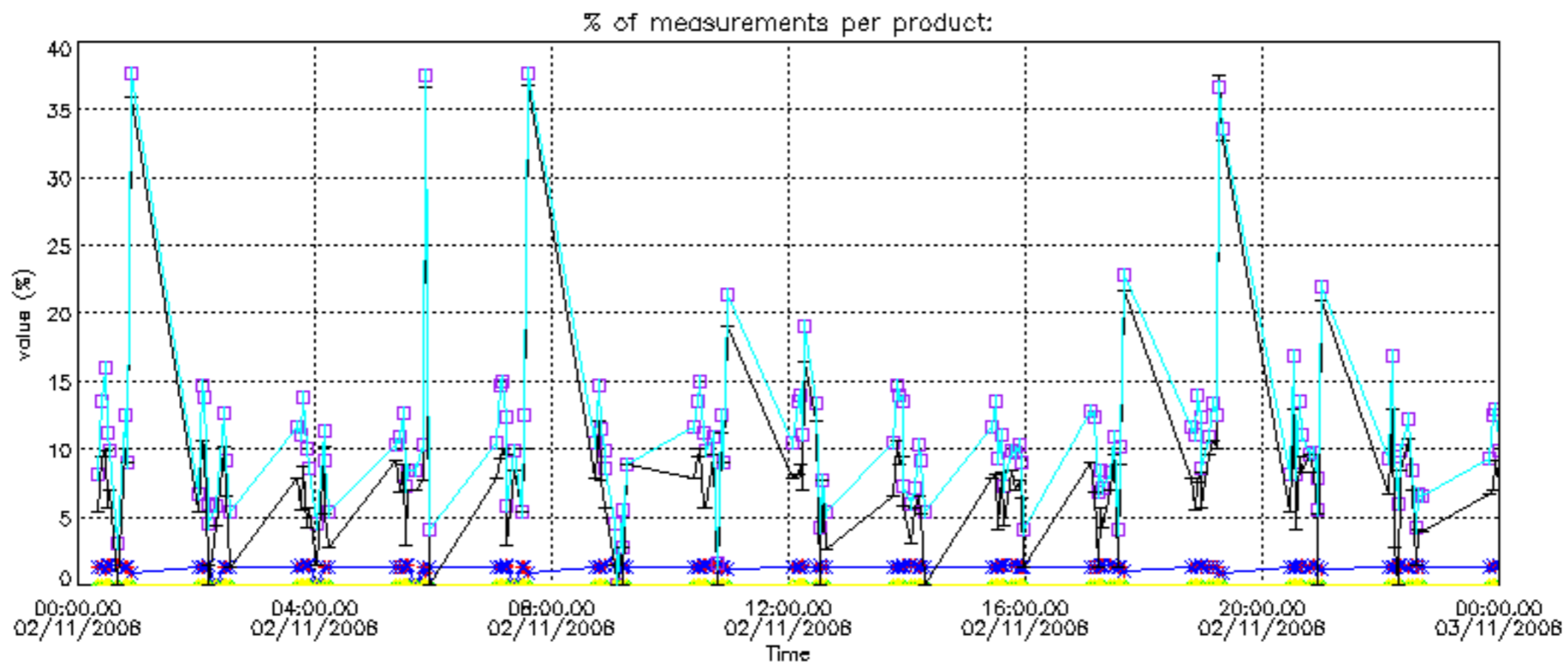
Percentage of flagged data per NO2 profile



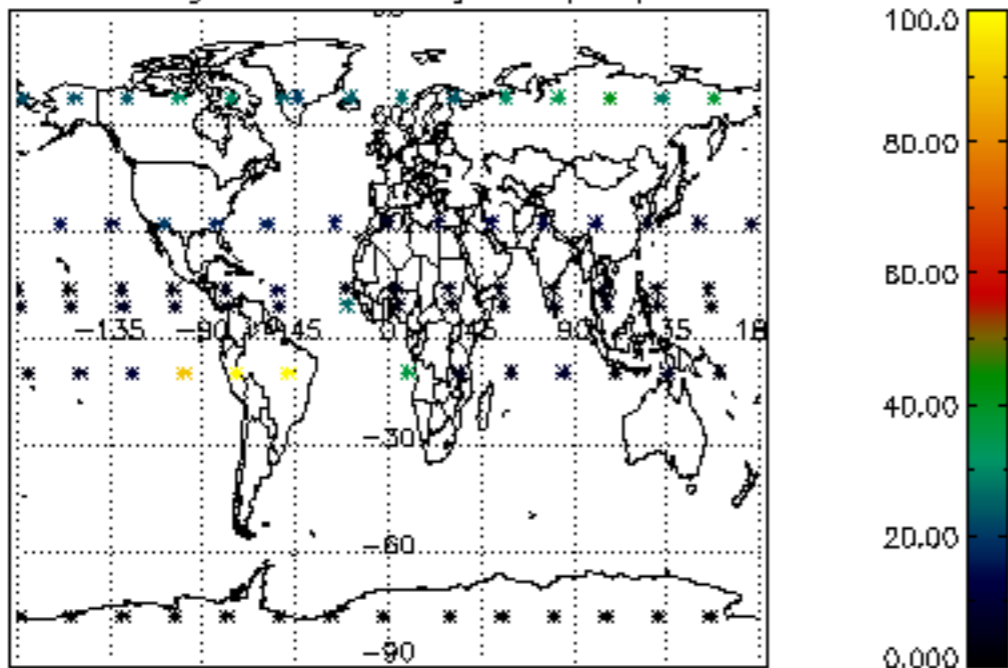
Percentage of flagged data per NO3 profile



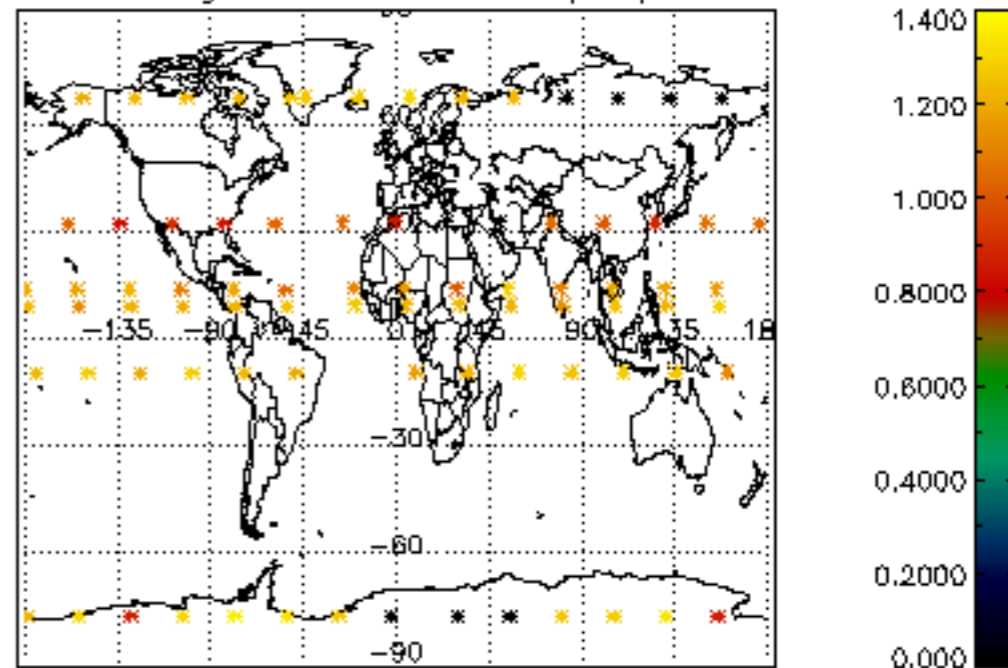




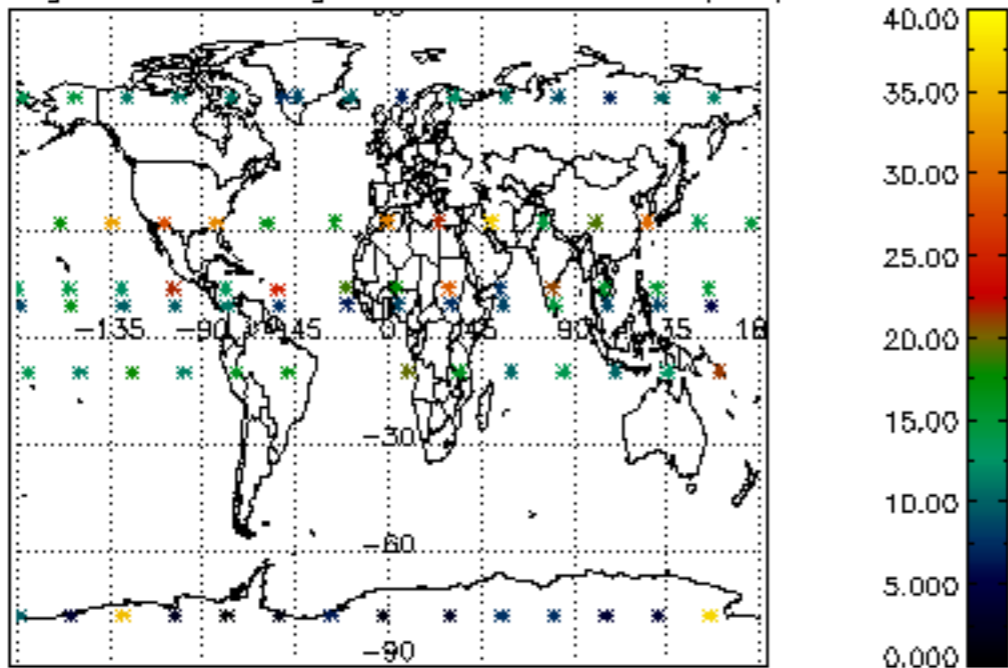
Percentage of cosmic ray hits per profile



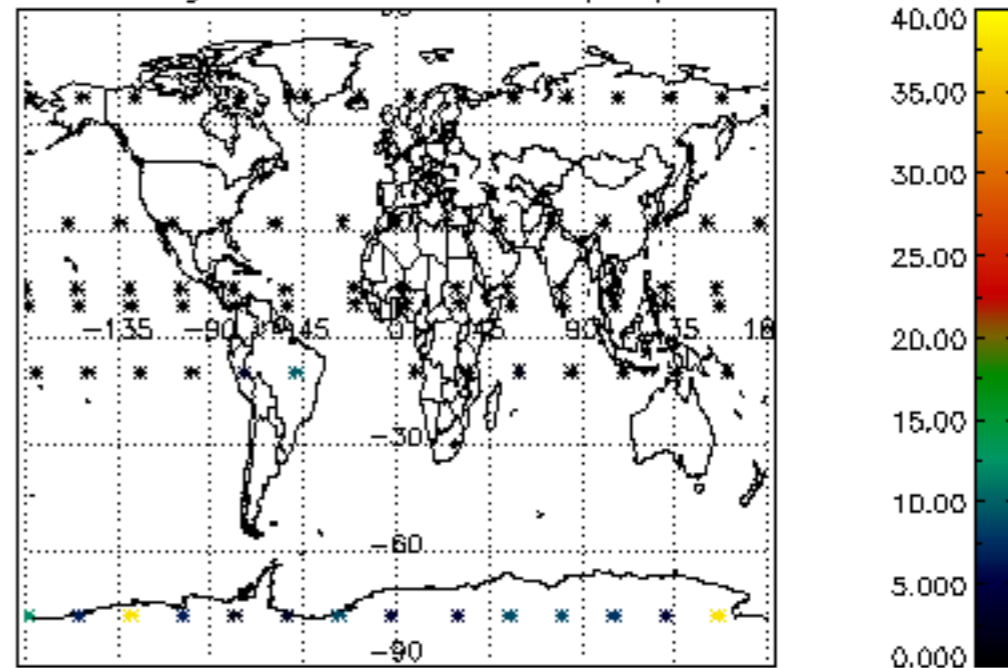
Percentage of datation errors per profile



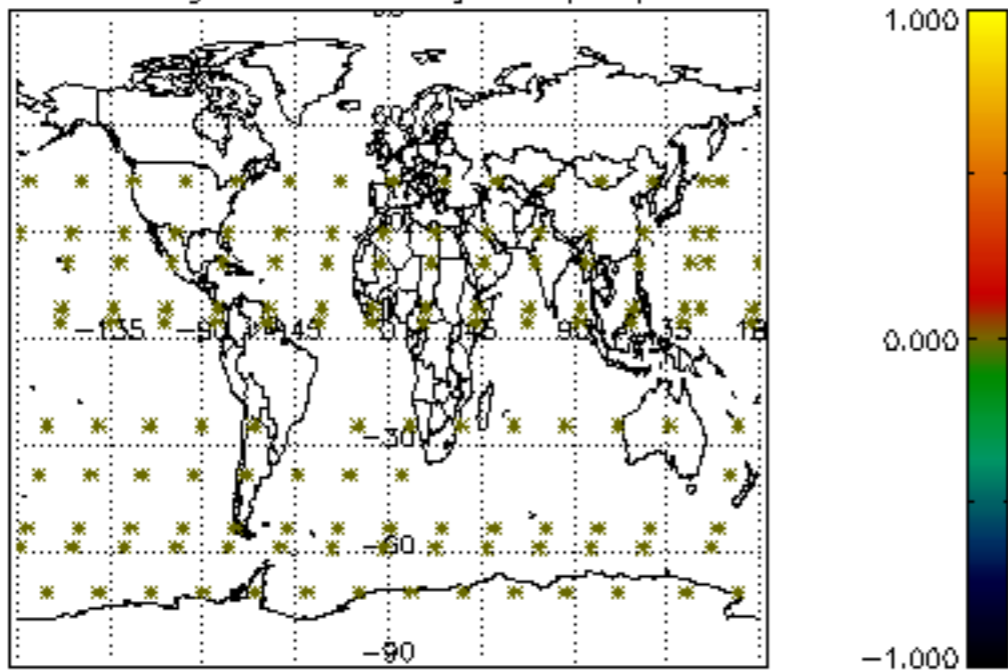
Percentage of star falling outside central band per profile



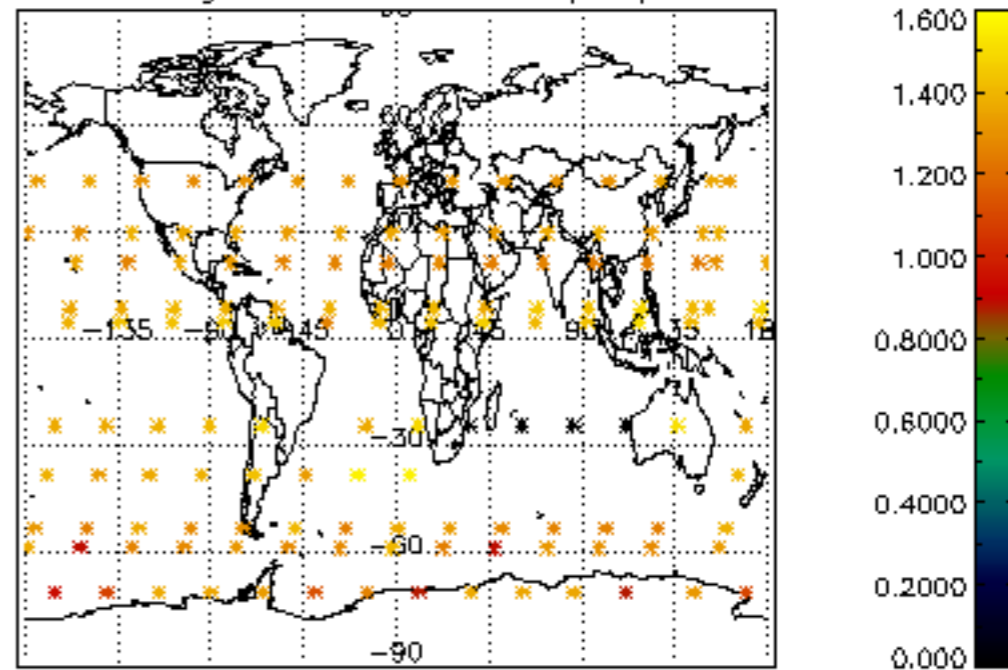
Percentage of saturation errors per profile



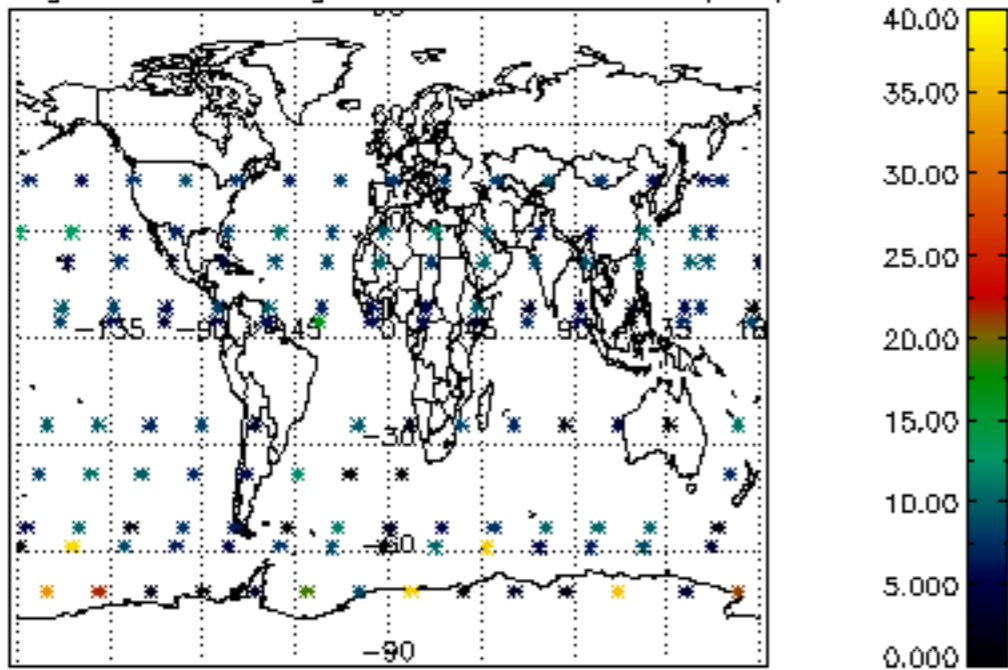
Percentage of cosmic ray hits per profile



Percentage of datation errors per profile



Percentage of star falling outside central band per profile



Percentage of saturation errors per profile

