

GOMOS Level 2 Daily Report

SUMMARY

[1. General Info](#)

[2. Summary of processed GOM_NL_2P products](#)

[3. Level 2 Quality information per product](#)

[3.1 Plot of level 2 quality information per product \(time dependant\)](#)

[3.2 Plot of level 2 quality information per product \(world map\)](#)

[4. Level 1 Quality information per product \(stored on level 2 products\)](#)

[4.1 Plot of level 1 quality information per product \(time dependant\)](#)

[4.1.1 Plot of level 1 quality information per product \(time dependant\): ASCENDING](#)

[4.1.2 Plot of level 1 quality information per product \(time dependant\): DESCENDING](#)

[4.2 Plot of level 1 quality information per product \(world map\)](#)

[4.2.1 Plot of level 1 quality information per product \(world map\): ASCENDING](#)

[4.2.2 Plot of level 1 quality information per product \(world map\): DESCENDING](#)

[5. Ozone profiles based on quality statistics and other trace gas profiles](#)

[5.1 Ozone statistics based on quality of products](#)

[5.2 Plot ozone profiles for all STD \(dark without errors\)](#)

[5.3 Plot ozone profiles where STD < 20% \(dark without errors\)](#)

[5.4. Plot ozone profiles where STD < 10% \(dark without errors\)](#)

[5.5. Plot ozone profiles where STD < 5% \(dark without errors\)](#)

[5.6 Plot NO2 profiles for all STD \(dark without errors\)](#)

[5.7 Plot NO3 profiles for all STD \(dark without errors\)](#)

[5.8 Plot H2O profiles \(only for occultations of stars 1,2,3,4,13,14,16,26,63 dark without errors\) for all STD](#)

[6. Auxiliary Data Files used for the production reported in section 2](#)

This report presents the daily analysis on parameters extracted from GOMOS level 2 data (GOM_NL__2P). It is intended to monitor some important parameters that will impact the quality of these products. A list of level 2 products (and content) that have arrived during the reporting day to the PCF is also given.

Item	Value
Time of report generation	25APR2013 21:33:06
Data source version	GOMOS/6.01
Start time of products	30-10-2008 (30OCT2008 00:00:00)
Stop time of products	31-10-2008 (31OCT2008 00:00:00)
Store outputs in DB	Yes
Nb of level 2 prods	229
Nb of prods with errors	0

2. Summary of processed GOM_NL__2P products.

Nr	Filename	UTC Start time	Limb	Duration	Star Id	Star Name	Star Mag	Star Temp	Nb Meas	Orbit	Prod. error
1	GOM_NL__2PRFIN20081030_001510_000000402073_00231_34854_7894.N1	30-OCT-2008 00:15:10	Bright	39.500	105	6Bet Ari	2.6450	8900.0	79	34854	No
2	GOM_NL__2PRFIN20081030_001908_000000382073_00231_34854_7895.N1	30-OCT-2008 00:19:08	Bright	38.000	53	43Bet And	2.0480	3300.0	76	34854	No
3	GOM_NL__2PRFIN20081030_002141_000000422073_00231_34854_7896.N1	30-OCT-2008 00:21:41	Bright	42.000	73	57Gam1And	2.2600	13100.	84	34854	No
4	GOM_NL__2PRFIN20081030_002500_000000362073_00231_34854_7897.N1	30-OCT-2008 00:25:00	Bright	35.500	68	18Alp Cas	2.2250	4500.0	71	34854	No
5	GOM_NL__2PRFIN20081030_002612_000000362073_00231_34854_7898.N1	30-OCT-2008 00:26:12	Bright	35.500	76	27Gam Cas	2.3000	30000.	71	34854	No
6	GOM_NL__2PRFIN20081030_003416_000000332073_00231_34854_7899.N1	30-OCT-2008 00:34:16	Bright	32.500	49	1Alp UMi	1.9900	6300.0	65	34854	No
7	GOM_NL__2PRFIN20081030_003801_000000372073_00231_34854_7900.N1	30-OCT-2008 00:38:01	Bright	37.000	60	7Bet UMi	2.0810	3950.0	74	34854	No
8	GOM_NL__2PRFIN20081030_004226_000000402073_00231_34854_7901.N1	30-OCT-2008 00:42:26	Bright	39.500	36	50Alp UMa	1.8000	6300.0	79	34854	No
9	GOM_NL__2PRFIN20081030_004356_000000362073_00231_34854_7902.N1	30-OCT-2008 00:43:56	Bright	35.500	32	77Eps UMa	1.7630	11000.	71	34854	No
10	GOM_NL__2PRFIN20081030_004741_000000372073_00231_34854_7903.N1	30-OCT-2008 00:47:41	Bright	37.000	174	52Psi UMa	3.0040	4400.0	74	34854	No
11	GOM_NL__2PRFIN20081030_005459_000000362073_00231_34854_7904.N1	30-OCT-2008 00:54:59	Bright	36.000	96	68Del Leo	2.5600	9300.0	72	34854	No
12	GOM_NL__2PRFIN20081030_011446_000000392073_00231_34854_7905.N1	30-OCT-2008 01:14:46	Dark	39.000	113	Mu Vel	2.6920	5000.0	78	34854	No
13	GOM_NL__2PRFIN20081030_011708_000000472073_00231_34854_7906.N1	30-OCT-2008 01:17:08	Dark	46.500	65	Lam Vel	2.2040	4400.0	93	34854	No
14	GOM_NL__2PRFIN20081030_011948_000000422073_00232_34855_7906.N1	30-OCT-2008 01:19:48	Dark	41.500	46	Del Vel	1.9540	10600.	83	34855	No
15	GOM_NL__2PRFIN20081030_012110_000000452073_00232_34855_7907.N1	30-OCT-2008 01:21:10	Dark	45.000	41	Eps Car	1.8600	4100.0	90	34855	No
16	GOM_NL__2PRFIN20081030_013641_000000412073_00232_34855_7908.N1	30-OCT-2008 01:36:41	Straylight	41.000	157	The1Eri	2.9060	9300.0	82	34855	No
17	GOM_NL__2PRFIN20081030_015546_000000382073_00232_34855_7909.N1	30-OCT-2008 01:55:46	Bright	38.000	105	6Bet Ari	2.6450	8900.0	76	34855	No
18	GOM_NL__2PRFIN20081030_015944_000000392073_00232_34855_7910.N1	30-OCT-2008 01:59:44	Bright	38.500	53	43Bet And	2.0480	3300.0	77	34855	No
19	GOM_NL__2PRFIN20081030_020216_000000402073_00232_34855_7911.N1	30-OCT-2008 02:02:16	Bright	39.500	73	57Gam1And	2.2600	13100.	79	34855	No
20	GOM_NL__2PRFIN20081030_020535_000000362073_00232_34855_7912.N1	30-OCT-2008 02:05:35	Bright	36.000	68	18Alp Cas	2.2250	4500.0	72	34855	No
21	GOM_NL__2PRFIN20081030_020648_000000352073_00232_34855_7913.N1	30-OCT-2008 02:06:48	Bright	34.500	76	27Gam Cas	2.3000	30000.	69	34855	No
22	GOM_NL__2PRFIN20081030_021452_000000372073_00232_34855_7914.N1	30-OCT-2008 02:14:52	Bright	36.500	49	1Alp UMi	1.9900	6300.0	73	34855	No
23	GOM_NL__2PRFIN20081030_021837_000000382073_00232_34855_7915.N1	30-OCT-2008 02:18:37	Bright	37.500	60	7Bet UMi	2.0810	3950.0	75	34855	No
24	GOM_NL__2PRFIN20081030_022302_000000392073_00232_34855_7916.N1	30-OCT-2008 02:23:02	Bright	39.000	36	50Alp UMa	1.8000	6300.0	78	34855	No
25	GOM_NL__2PRFIN20081030_022432_000000372073_00232_34855_7917.N1	30-OCT-2008 02:24:32	Bright	36.500	32	77Eps UMa	1.7630	11000.	73	34855	No
26	GOM_NL__2PRFIN20081030_022817_000000362073_00232_34855_7918.N1	30-OCT-2008 02:28:17	Bright	36.000	174	52Psi UMa	3.0040	4400.0	72	34855	No
27	GOM_NL__2PRFIN20081030_023535_000000562073_00232_34855_7919.N1	30-OCT-2008 02:35:35	Bright	56.000	96	68Del Leo	2.5600	9300.0	112	34855	No
28	GOM_NL__2PRFIN20081030_025523_000000392073_00232_34855_7920.N1	30-OCT-2008 02:55:23	Dark	39.000	113	Mu Vel	2.6920	5000.0	78	34855	No
29	GOM_NL__2PRFIN20081030_025745_000000462073_00232_34855_7921.N1	30-OCT-2008 02:57:45	Dark	45.500	65	Lam Vel	2.2040	4400.0	91	34855	No
30	GOM_NL__2PRFIN20081030_030024_000000422073_00233_34856_7925.N1	30-OCT-2008 03:00:24	Dark	41.500	46	Del Vel	1.9540	10600.	83	34856	No
31	GOM_NL__2PRFIN20081030_030147_000000412073_00233_34856_7926.N1	30-OCT-2008 03:01:47	Dark	40.500	41	Eps Car	1.8600	4100.0	81	34856	No
32	GOM_NL__2PRFIN20081030_031717_000000422073_00233_34856_7927.N1	30-OCT-2008 03:17:17	Straylight	41.500	157	The1Eri	2.9060	9300.0	83	34856	No
33	GOM_NL__2PRFIN20081030_033622_000000392073_00233_34856_7928.N1	30-OCT-2008 03:36:22	Bright	39.000	105	6Bet Ari	2.6450	8900.0	78	34856	No
34	GOM_NL__2PRFIN20081030_034020_000000362073_00233_34856_7929.N1	30-OCT-2008 03:40:20	Bright	35.500	53	43Bet And	2.0480	3300.0	71	34856	No
35	GOM_NL__2PRFIN20081030_034252_000000412073_00233_34856_7930.N1	30-OCT-2008 03:42:52	Bright	40.500	73	57Gam1And	2.2600	13100.	81	34856	No
36	GOM_NL__2PRFIN20081030_034611_000000352073_00233_34856_7931.N1	30-OCT-2008 03:46:11	Bright	34.500	68	18Alp Cas	2.2250	4500.0	69	34856	No
37	GOM_NL__2PRFIN20081030_034724_000000362073_00233_34856_7932.N1	30-OCT-2008 03:47:24	Bright	35.500	76	27Gam Cas	2.3000	30000.	71	34856	No
38	GOM_NL__2PRFIN20081030_035528_000000372073_00233_34856_7933.N1	30-OCT-2008 03:55:28	Bright	36.500	49	1Alp UMi	1.9900	6300.0	73	34856	No
39	GOM_NL__2PRFIN20081030_035913_000000382073_00233_34856_7934.N1	30-OCT-2008 03:59:13	Bright	37.500	60	7Bet UMi	2.0810	3950.0	75	34856	No
40	GOM_NL__2PRFIN20081030_040338_000000392073_00233_34856_7935.N1	30-OCT-2008 04:03:38	Bright	39.000	36	50Alp UMa	1.8000	6300.0	78	34856	No
41	GOM_NL__2PRFIN20081030_040509_000000362073_00233_34856_7936.N1	30-OCT-2008 04:05:09	Bright	36.000	32	77Eps UMa	1.7630	11000.	72	34856	No
42	GOM_NL__2PRFIN20081030_040853_000000382073_00233_34856_7937.N1	30-OCT-2008 04:08:53	Bright	38.000	174	52Psi UMa	3.0040	4400.0	76	34856	No

43	GOM_NL__2PRFIN20081030_041612_000000492073_00233_34856_7938.N1	30-OCT-2008 04:16:12	Bright	49.000	96	68Del Leo	2.5600	9300.0	98	34856	No
44	GOM_NL__2PRFIN20081030_043559_000000422073_00233_34856_7939.N1	30-OCT-2008 04:35:59	Dark	41.500	113	Mu Vel	2.6920	5000.0	83	34856	No
45	GOM_NL__2PRFIN20081030_043821_000000442073_00233_34856_7940.N1	30-OCT-2008 04:38:21	Dark	44.000	65	Lam Vel	2.2040	4400.0	88	34856	No
46	GOM_NL__2PRFIN20081030_044101_000000422073_00234_34857_7939.N1	30-OCT-2008 04:41:01	Dark	42.000	46	Del Vel	1.9540	10600.	84	34857	No
47	GOM_NL__2PRFIN20081030_044223_000000412073_00234_34857_7940.N1	30-OCT-2008 04:42:23	Dark	41.000	41	Eps Car	1.8600	4100.0	82	34857	No
48	GOM_NL__2PRFIN20081030_045754_000000422073_00234_34857_7941.N1	30-OCT-2008 04:57:54	Straylight	42.000	157	The1Eri	2.9060	9300.0	84	34857	No
49	GOM_NL__2PRFIN20081030_051657_000000402073_00234_34857_7942.N1	30-OCT-2008 05:16:57	Bright	39.500	105	6Bet Ari	2.6450	8900.0	79	34857	No
50	GOM_NL__2PRFIN20081030_052056_000000382073_00234_34857_7943.N1	30-OCT-2008 05:20:56	Bright	38.000	53	43Bet And	2.0480	3300.0	76	34857	No
51	GOM_NL__2PRFIN20081030_052328_000000402073_00234_34857_7944.N1	30-OCT-2008 05:23:28	Bright	40.000	73	57Gam1And	2.2600	13100.	80	34857	No
52	GOM_NL__2PRFIN20081030_052647_000000362073_00234_34857_7945.N1	30-OCT-2008 05:26:47	Bright	35.500	68	18Alp Cas	2.2250	4500.0	71	34857	No
53	GOM_NL__2PRFIN20081030_052800_000000362073_00234_34857_7946.N1	30-OCT-2008 05:28:00	Bright	35.500	76	27Gam Cas	2.3000	30000.	71	34857	No
54	GOM_NL__2PRFIN20081030_053604_000000372073_00234_34857_7947.N1	30-OCT-2008 05:36:04	Bright	36.500	49	1Alp UMi	1.9900	6300.0	73	34857	No
55	GOM_NL__2PRFIN20081030_053950_000000352073_00234_34857_7948.N1	30-OCT-2008 05:39:50	Bright	35.000	60	7Bet UMi	2.0810	3950.0	70	34857	No
56	GOM_NL__2PRFIN20081030_054414_000000392073_00234_34857_7949.N1	30-OCT-2008 05:44:14	Bright	38.500	36	50Alp UMa	1.8000	6300.0	77	34857	No
57	GOM_NL__2PRFIN20081030_054545_000000422073_00234_34857_7950.N1	30-OCT-2008 05:45:45	Bright	42.000	32	77Eps UMa	1.7630	11000.	84	34857	No
58	GOM_NL__2PRFIN20081030_054929_000000382073_00234_34857_7951.N1	30-OCT-2008 05:49:29	Bright	37.500	174	52Psi UMa	3.0040	4400.0	75	34857	No
59	GOM_NL__2PRFIN20081030_055648_000000362073_00234_34857_7952.N1	30-OCT-2008 05:56:48	Bright	36.000	96	68Del Leo	2.5600	9300.0	72	34857	No
60	GOM_NL__2PRFIN20081030_061636_000000422073_00234_34857_7953.N1	30-OCT-2008 06:16:36	Dark	41.500	113	Mu Vel	2.6920	5000.0	83	34857	No
61	GOM_NL__2PRFIN20081030_061858_000000582073_00234_34857_7954.N1	30-OCT-2008 06:18:58	Dark	57.500	65	Lam Vel	2.2040	4400.0	115	34857	No
62	GOM_NL__2PRFIN20081030_062138_000000422073_00235_34858_7951.N1	30-OCT-2008 06:21:38	Dark	42.000	46	Del Vel	1.9540	10600.	84	34858	No
63	GOM_NL__2PRFIN20081030_062300_000000512073_00235_34858_7952.N1	30-OCT-2008 06:23:00	Dark	50.500	41	Eps Car	1.8600	4100.0	101	34858	No
64	GOM_NL__2PRFIN20081030_063830_000000422073_00235_34858_7953.N1	30-OCT-2008 06:38:30	Straylight	41.500	157	The1Eri	2.9060	9300.0	83	34858	No
65	GOM_NL__2PRFIN20081030_065733_000000392073_00235_34858_7954.N1	30-OCT-2008 06:57:33	Bright	39.000	105	6Bet Ari	2.6450	8900.0	78	34858	No
66	GOM_NL__2PRFIN20081030_070131_000000382073_00235_34858_7955.N1	30-OCT-2008 07:01:31	Bright	37.500	53	43Bet And	2.0480	3300.0	75	34858	No
67	GOM_NL__2PRFIN20081030_070403_000000402073_00235_34858_7956.N1	30-OCT-2008 07:04:03	Bright	40.000	73	57Gam1And	2.2600	13100.	80	34858	No
68	GOM_NL__2PRFIN20081030_070723_000000362073_00235_34858_7957.N1	30-OCT-2008 07:07:23	Bright	35.500	68	18Alp Cas	2.2250	4500.0	71	34858	No
69	GOM_NL__2PRFIN20081030_070836_000000362073_00235_34858_7958.N1	30-OCT-2008 07:08:36	Bright	35.500	76	27Gam Cas	2.3000	30000.	71	34858	No
70	GOM_NL__2PRFIN20081030_071640_000000362073_00235_34858_7959.N1	30-OCT-2008 07:16:40	Bright	36.000	49	1Alp UMi	1.9900	6300.0	72	34858	No
71	GOM_NL__2PRFIN20081030_072026_000000372073_00235_34858_7960.N1	30-OCT-2008 07:20:26	Bright	36.500	60	7Bet UMi	2.0810	3950.0	73	34858	No
72	GOM_NL__2PRFIN20081030_072450_000000382073_00235_34858_7961.N1	30-OCT-2008 07:24:50	Bright	38.000	36	50Alp UMa	1.8000	6300.0	76	34858	No
73	GOM_NL__2PRFIN20081030_072621_000000522073_00235_34858_7962.N1	30-OCT-2008 07:26:21	Bright	52.000	32	77Eps UMa	1.7630	11000.	104	34858	No
74	GOM_NL__2PRFIN20081030_073005_000000562073_00235_34858_7963.N1	30-OCT-2008 07:30:05	Bright	56.000	174	52Psi UMa	3.0040	4400.0	112	34858	No
75	GOM_NL__2PRFIN20081030_073724_000000372073_00235_34858_7964.N1	30-OCT-2008 07:37:24	Bright	36.500	96	68Del Leo	2.5600	9300.0	73	34858	No
76	GOM_NL__2PRFIN20081030_075712_000000442073_00235_34858_7965.N1	30-OCT-2008 07:57:12	Dark	43.500	113	Mu Vel	2.6920	5000.0	87	34858	No
77	GOM_NL__2PRFIN20081030_075935_000000592073_00235_34858_7966.N1	30-OCT-2008 07:59:35	Dark	58.500	65	Lam Vel	2.2040	4400.0	117	34858	No
78	GOM_NL__2PRFIN20081030_080214_000000422073_00236_34859_7973.N1	30-OCT-2008 08:02:14	Dark	42.000	46	Del Vel	1.9540	10600.	84	34859	No
79	GOM_NL__2PRFIN20081030_080336_000000542073_00236_34859_7974.N1	30-OCT-2008 08:03:36	Dark	53.500	41	Eps Car	1.8600	4100.0	107	34859	No
80	GOM_NL__2PRFIN20081030_081906_000000422073_00236_34859_7975.N1	30-OCT-2008 08:19:06	Straylight	41.500	157	The1Eri	2.9060	9300.0	83	34859	No
81	GOM_NL__2PRFIN20081030_083809_000000392073_00236_34859_7976.N1	30-OCT-2008 08:38:09	Bright	39.000	105	6Bet Ari	2.6450	8900.0	78	34859	No
82	GOM_NL__2PRFIN20081030_084207_000000362073_00236_34859_7977.N1	30-OCT-2008 08:42:07	Bright	35.500	53	43Bet And	2.0480	3300.0	71	34859	No
83	GOM_NL__2PRFIN20081030_084439_000000392073_00236_34859_7978.N1	30-OCT-2008 08:44:39	Bright	38.500	73	57Gam1And	2.2600	13100.	77	34859	No
84	GOM_NL__2PRFIN20081030_084759_000000362073_00236_34859_7979.N1	30-OCT-2008 08:47:59	Bright	36.000	68	18Alp Cas	2.2250	4500.0	72	34859	No
85	GOM_NL__2PRFIN20081030_084912_000000352073_00236_34859_7980.N1	30-OCT-2008 08:49:12	Bright	35.000	76	27Gam Cas	2.3000	30000.	70	34859	No
86	GOM_NL__2PRFIN20081030_085716_000000372073_00236_34859_7981.N1	30-OCT-2008 08:57:16	Bright	36.500	49	1Alp UMi	1.9900	6300.0	73	34859	No
87	GOM_NL__2PRFIN20081030_090102_000000372073_00236_34859_7982.N1	30-OCT-2008 09:01:02	Bright	36.500	60	7Bet UMi	2.0810	3950.0	73	34859	No
88	GOM_NL__2PRFIN20081030_090526_000000392073_00236_34859_7983.N1	30-OCT-2008 09:05:26	Bright	39.000	36	50Alp UMa	1.8000	6300.0	78	34859	No
89	GOM_NL__2PRFIN20081030_090657_000000362073_00236_34859_7984.N1	30-OCT-2008 09:06:57	Bright	36.000	32	77Eps UMa	1.7630	11000.	72	34859	No
90	GOM_NL__2PRFIN20081030_091041_000000372073_00236_34859_7985.N1	30-OCT-2008 09:10:41	Bright	37.000	174	52Psi UMa	3.0040	4400.0	74	34859	No
91	GOM_NL__2PRFIN20081030_091800_000000372073_00236_34859_7986.N1	30-OCT-2008 09:18:00	Bright	36.500	96	68Del Leo	2.5600	9300.0	73	34859	No
92	GOM_NL__2PRFIN20081030_093748_000000432073_00236_34859_7987.N1	30-OCT-2008 09:37:48	Dark	42.500	113	Mu Vel	2.6920	5000.0	85	34859	No
93	GOM_NL__2PRFIN20081030_094012_000000522073_00236_34859_7988.N1	30-OCT-2008 09:40:12	Dark	52.000	65	Lam Vel	2.2040	4400.0	104	34859	No
94	GOM_NL__2PRFIN20081030_094251_000000402073_00237_34860_7987.N1	30-OCT-2008 09:42:51	Dark	39.500	46	Del Vel	1.9540	10600.	79	34860	No
95	GOM_NL__2PRFIN20081030_094413_000000512073_00237_34860_7988.N1	30-OCT-2008 09:44:13	Dark	50.500	41	Eps Car	1.8600	4100.0	101	34860	No
96	GOM_NL__2PRFIN20081030_095942_000000402073_00237_34860_7989.N1	30-OCT-2008 09:59:42	Straylight	39.500	157	The1Eri	2.9060	9300.0	79	34860	No
97	GOM_NL__2PRFIN20081030_101845_000000382073_00237_34860_7990.N1	30-OCT-2008 10:18:45	Bright	38.000	105	6Bet Ari	2.6450	8900.0	76	34860	No
98	GOM_NL__2PRFIN20081030_102243_000000382073_00237_34860_7991.N1	30-OCT-2008 10:22:43	Bright	37.500	53	43Bet And	2.0480	3300.0	75	34860	No
99	GOM_NL__2PRFIN20081030_102514_000000412073_00237_34860_7992.N1	30-OCT-2008 10:25:14	Bright	41.000	73	57Gam1And	2.2600	13100.	82	34860	No
100	GOM_NL__2PRFIN20081030_102835_000000382073_00237_34860_7993.N1	30-OCT-2008 10:28:35	Bright	38.000	68	18Alp Cas	2.2250	4500.0	76	34860	No
101	GOM_NL__2PRFIN20081030_102947_000000352073_00237_34860_7994.N1	30-OCT-2008 10:29:47	Bright	35.000	76	27Gam Cas	2.3000	30000.	70	34860	No

102	GOM_NL__2PRFIN20081030_103751_000000362073_00237_34860_7995.N1	30-OCT-2008 10:37:51	Bright	35.500	49	1Alp UMi	1.9900	6300.0	71	34860	No
103	GOM_NL__2PRFIN20081030_104138_000000372073_00237_34860_7996.N1	30-OCT-2008 10:41:38	Bright	36.500	60	7Bet UMi	2.0810	3950.0	73	34860	No
104	GOM_NL__2PRFIN20081030_104601_000000372073_00237_34860_7997.N1	30-OCT-2008 10:46:01	Bright	36.500	36	50Alp UMa	1.8000	6300.0	73	34860	No
105	GOM_NL__2PRFIN20081030_104733_000000362073_00237_34860_7998.N1	30-OCT-2008 10:47:33	Bright	36.000	32	77Eps UMa	1.7630	11000.	72	34860	No
106	GOM_NL__2PRFIN20081030_105117_000000372073_00237_34860_7999.N1	30-OCT-2008 10:51:17	Bright	37.000	174	52Psi UMa	3.0040	4400.0	74	34860	No
107	GOM_NL__2PRFIN20081030_105836_000000372073_00237_34860_8000.N1	30-OCT-2008 10:58:36	Bright	36.500	96	68Del Leo	2.5600	9300.0	73	34860	No
108	GOM_NL__2PRFIN20081030_111824_000000392073_00237_34860_8001.N1	30-OCT-2008 11:18:24	Dark	39.000	113	Mu Vel	2.6920	5000.0	78	34860	No
109	GOM_NL__2PRFIN20081030_112048_000000472073_00237_34860_8002.N1	30-OCT-2008 11:20:48	Dark	47.000	65	Lam Vel	2.2040	4400.0	94	34860	No
110	GOM_NL__2PRFIN20081030_112327_000000402073_00238_34861_8000.N1	30-OCT-2008 11:23:27	Dark	40.000	46	Del Vel	1.9540	10600.	80	34861	No
111	GOM_NL__2PRFIN20081030_112449_000000412073_00238_34861_8001.N1	30-OCT-2008 11:24:49	Dark	40.500	41	Eps Car	1.8600	4100.0	81	34861	No
112	GOM_NL__2PRFIN20081030_114019_000000402073_00238_34861_8002.N1	30-OCT-2008 11:40:19	Straylight	39.500	157	The1Eri	2.9060	9300.0	79	34861	No
113	GOM_NL__2PRFIN20081030_115920_000000392073_00238_34861_8003.N1	30-OCT-2008 11:59:20	Bright	38.500	105	6Bet Ari	2.6450	8900.0	77	34861	No
114	GOM_NL__2PRFIN20081030_120319_000000382073_00238_34861_8004.N1	30-OCT-2008 12:03:19	Bright	37.500	53	43Bet And	2.0480	3300.0	75	34861	No
115	GOM_NL__2PRFIN20081030_120550_000000402073_00238_34861_8005.N1	30-OCT-2008 12:05:50	Bright	40.000	73	57Gam1And	2.2600	13100.	80	34861	No
116	GOM_NL__2PRFIN20081030_120911_000000372073_00238_34861_8006.N1	30-OCT-2008 12:09:11	Bright	36.500	68	18Alp Cas	2.2250	4500.0	73	34861	No
117	GOM_NL__2PRFIN20081030_121023_000000362073_00238_34861_8007.N1	30-OCT-2008 12:10:23	Bright	36.000	76	27Gam Cas	2.3000	30000.	72	34861	No
118	GOM_NL__2PRFIN20081030_121827_000000362073_00238_34861_8008.N1	30-OCT-2008 12:18:27	Bright	35.500	49	1Alp UMi	1.9900	6300.0	71	34861	No
119	GOM_NL__2PRFIN20081030_122214_000000382073_00238_34861_8009.N1	30-OCT-2008 12:22:14	Bright	37.500	60	7Bet UMi	2.0810	3950.0	75	34861	No
120	GOM_NL__2PRFIN20081030_122637_000000362073_00238_34861_8010.N1	30-OCT-2008 12:26:37	Bright	36.000	36	50Alp UMa	1.8000	6300.0	72	34861	No
121	GOM_NL__2PRFIN20081030_122809_000000362073_00238_34861_8011.N1	30-OCT-2008 12:28:09	Bright	35.500	32	77Eps UMa	1.7630	11000.	71	34861	No
122	GOM_NL__2PRFIN20081030_123153_000000402073_00238_34861_8012.N1	30-OCT-2008 12:31:53	Bright	39.500	174	52Psi UMa	3.0040	4400.0	79	34861	No
123	GOM_NL__2PRFIN20081030_123912_000000382073_00238_34861_8013.N1	30-OCT-2008 12:39:12	Bright	37.500	96	68Del Leo	2.5600	9300.0	75	34861	No
124	GOM_NL__2PRFIN20081030_125901_000000382073_00238_34861_8014.N1	30-OCT-2008 12:59:01	Dark	37.500	113	Mu Vel	2.6920	5000.0	75	34861	No
125	GOM_NL__2PRFIN20081030_130125_000000562073_00238_34861_8015.N1	30-OCT-2008 13:01:25	Dark	55.500	65	Lam Vel	2.2040	4400.0	111	34861	No
126	GOM_NL__2PRFIN20081030_130404_000000422073_00239_34862_8010.N1	30-OCT-2008 13:04:04	Dark	42.000	46	Del Vel	1.9540	10600.	84	34862	No
127	GOM_NL__2PRFIN20081030_130526_000000412073_00239_34862_8011.N1	30-OCT-2008 13:05:26	Dark	41.000	41	Eps Car	1.8600	4100.0	82	34862	No
128	GOM_NL__2PRFIN20081030_132055_000000412073_00239_34862_8012.N1	30-OCT-2008 13:20:55	Straylight	41.000	157	The1Eri	2.9060	9300.0	82	34862	No
129	GOM_NL__2PRFIN20081030_133956_000000392073_00239_34862_8013.N1	30-OCT-2008 13:39:56	Bright	39.000	105	6Bet Ari	2.6450	8900.0	78	34862	No
130	GOM_NL__2PRFIN20081030_134355_000000382073_00239_34862_8014.N1	30-OCT-2008 13:43:55	Bright	38.000	53	43Bet And	2.0480	3300.0	76	34862	No
131	GOM_NL__2PRFIN20081030_134626_000000402073_00239_34862_8015.N1	30-OCT-2008 13:46:26	Bright	39.500	73	57Gam1And	2.2600	13100.	79	34862	No
132	GOM_NL__2PRFIN20081030_134947_000000372073_00239_34862_8016.N1	30-OCT-2008 13:49:47	Bright	36.500	68	18Alp Cas	2.2250	4500.0	73	34862	No
133	GOM_NL__2PRFIN20081030_135059_000000362073_00239_34862_8017.N1	30-OCT-2008 13:50:59	Bright	35.500	76	27Gam Cas	2.3000	30000.	71	34862	No
134	GOM_NL__2PRFIN20081030_135903_000000342073_00239_34862_8018.N1	30-OCT-2008 13:59:03	Bright	34.000	49	1Alp UMi	1.9900	6300.0	68	34862	No
135	GOM_NL__2PRFIN20081030_140250_000000322073_00239_34862_8019.N1	30-OCT-2008 14:02:50	Bright	31.500	60	7Bet UMi	2.0810	3950.0	63	34862	No
136	GOM_NL__2PRFIN20081030_140713_000000382073_00239_34862_8020.N1	30-OCT-2008 14:07:13	Bright	37.500	36	50Alp UMa	1.8000	6300.0	75	34862	No
137	GOM_NL__2PRFIN20081030_140845_000000362073_00239_34862_8021.N1	30-OCT-2008 14:08:45	Bright	36.000	32	77Eps UMa	1.7630	11000.	72	34862	No
138	GOM_NL__2PRFIN20081030_141229_000000392073_00239_34862_8022.N1	30-OCT-2008 14:12:29	Bright	38.500	174	52Psi UMa	3.0040	4400.0	77	34862	No
139	GOM_NL__2PRFIN20081030_141948_000000442073_00239_34862_8023.N1	30-OCT-2008 14:19:48	Bright	43.500	96	68Del Leo	2.5600	9300.0	87	34862	No
140	GOM_NL__2PRFIN20081030_143937_000000402073_00239_34862_8024.N1	30-OCT-2008 14:39:37	Dark	39.500	113	Mu Vel	2.6920	5000.0	79	34862	No
141	GOM_NL__2PRFIN20081030_144202_000000532073_00239_34862_8025.N1	30-OCT-2008 14:42:02	Dark	53.000	65	Lam Vel	2.2040	4400.0	106	34862	No
142	GOM_NL__2PRFIN20081030_144440_000000412073_00240_34863_8023.N1	30-OCT-2008 14:44:40	Dark	40.500	46	Del Vel	1.9540	10600.	81	34863	No
143	GOM_NL__2PRFIN20081030_144602_000000402073_00240_34863_8024.N1	30-OCT-2008 14:46:02	Dark	40.000	41	Eps Car	1.8600	4100.0	80	34863	No
144	GOM_NL__2PRFIN20081030_150131_000000412073_00240_34863_8025.N1	30-OCT-2008 15:01:31	Straylight	40.500	157	The1Eri	2.9060	9300.0	81	34863	No
145	GOM_NL__2PRFIN20081030_152032_000000402073_00240_34863_8026.N1	30-OCT-2008 15:20:32	Bright	40.000	105	6Bet Ari	2.6450	8900.0	80	34863	No
146	GOM_NL__2PRFIN20081030_152431_000000362073_00240_34863_8027.N1	30-OCT-2008 15:24:31	Bright	36.000	53	43Bet And	2.0480	3300.0	72	34863	No
147	GOM_NL__2PRFIN20081030_152701_000000402073_00240_34863_8028.N1	30-OCT-2008 15:27:01	Bright	40.000	73	57Gam1And	2.2600	13100.	80	34863	No
148	GOM_NL__2PRFIN20081030_153023_000000372073_00240_34863_8029.N1	30-OCT-2008 15:30:23	Bright	37.000	68	18Alp Cas	2.2250	4500.0	74	34863	No
149	GOM_NL__2PRFIN20081030_153135_000000362073_00240_34863_8030.N1	30-OCT-2008 15:31:35	Bright	36.000	76	27Gam Cas	2.3000	30000.	72	34863	No
150	GOM_NL__2PRFIN20081030_153939_000000352073_00240_34863_8031.N1	30-OCT-2008 15:39:39	Bright	35.000	49	1Alp UMi	1.9900	6300.0	70	34863	No
151	GOM_NL__2PRFIN20081030_154326_000000362073_00240_34863_8032.N1	30-OCT-2008 15:43:26	Bright	36.000	60	7Bet UMi	2.0810	3950.0	72	34863	No
152	GOM_NL__2PRFIN20081030_154749_000000392073_00240_34863_8033.N1	30-OCT-2008 15:47:49	Bright	38.500	36	50Alp UMa	1.8000	6300.0	77	34863	No
153	GOM_NL__2PRFIN20081030_154921_000000372073_00240_34863_8034.N1	30-OCT-2008 15:49:21	Bright	36.500	32	77Eps UMa	1.7630	11000.	73	34863	No
154	GOM_NL__2PRFIN20081030_155305_000000562073_00240_34863_8035.N1	30-OCT-2008 15:53:05	Bright	56.000	174	52Psi UMa	3.0040	4400.0	112	34863	No
155	GOM_NL__2PRFIN20081030_160025_000000382073_00240_34863_8036.N1	30-OCT-2008 16:00:25	Bright	38.000	96	68Del Leo	2.5600	9300.0	76	34863	No
156	GOM_NL__2PRFIN20081030_162013_000000392073_00240_34863_8037.N1	30-OCT-2008 16:20:13	Dark	38.500	113	Mu Vel	2.6920	5000.0	77	34863	No
157	GOM_NL__2PRFIN20081030_162239_000000542073_00240_34863_8038.N1	30-OCT-2008 16:22:39	Dark	54.000	65	Lam Vel	2.2040	4400.0	108	34863	No
158	GOM_NL__2PRFIN20081030_162517_000000422073_00241_34864_8043.N1	30-OCT-2008 16:25:17	Dark	41.500	46	Del Vel	1.9540	10600.	83	34864	No
159	GOM_NL__2PRFIN20081030_162639_000000532073_00241_34864_8044.N1	30-OCT-2008 16:26:39	Dark	53.000	41	Eps Car	1.8600	4100.0	106	34864	No
160	GOM_NL__2PRFIN20081030_164207_000000422073_00241_34864_8045.N1	30-OCT-2008 16:42:07	Straylight	41.500	157	The1Eri	2.9060	9300.0	83	34864	No

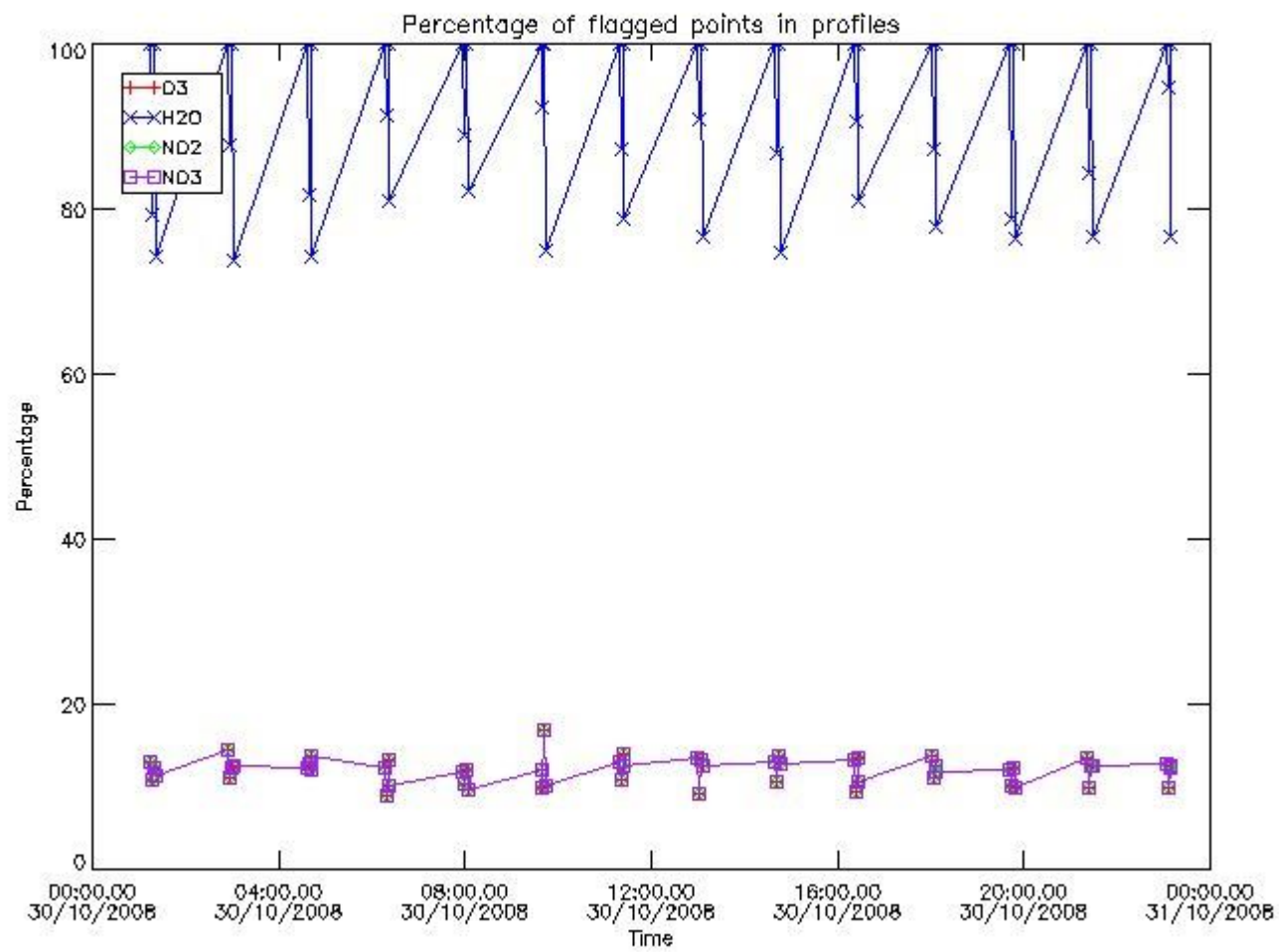
161	GOM_NL__2PRFIN20081030_170107_000000402073_00241_34864_8046.N1	30-OCT-2008 17:01:07	Bright	39.500	105	6Bet Ari	2.6450	8900.0	79	34864	No
162	GOM_NL__2PRFIN20081030_170507_000000382073_00241_34864_8047.N1	30-OCT-2008 17:05:07	Bright	38.000	53	43Bet And	2.0480	3300.0	76	34864	No
163	GOM_NL__2PRFIN20081030_170737_000000402073_00241_34864_8048.N1	30-OCT-2008 17:07:37	Bright	39.500	73	57Gam1And	2.2600	13100.	79	34864	No
164	GOM_NL__2PRFIN20081030_171059_000000372073_00241_34864_8049.N1	30-OCT-2008 17:10:59	Bright	36.500	68	18Alp Cas	2.2250	4500.0	73	34864	No
165	GOM_NL__2PRFIN20081030_171211_000000362073_00241_34864_8050.N1	30-OCT-2008 17:12:11	Bright	36.000	76	27Gam Cas	2.3000	30000.	72	34864	No
166	GOM_NL__2PRFIN20081030_172015_000000372073_00241_34864_8051.N1	30-OCT-2008 17:20:15	Bright	36.500	49	1Alp UMi	1.9900	6300.0	73	34864	No
167	GOM_NL__2PRFIN20081030_172402_000000372073_00241_34864_8052.N1	30-OCT-2008 17:24:02	Bright	37.000	60	7Bet UMi	2.0810	3950.0	74	34864	No
168	GOM_NL__2PRFIN20081030_172825_000000412073_00241_34864_8053.N1	30-OCT-2008 17:28:25	Bright	40.500	36	50Alp UMa	1.8000	6300.0	81	34864	No
169	GOM_NL__2PRFIN20081030_172957_000000352073_00241_34864_8054.N1	30-OCT-2008 17:29:57	Bright	35.000	32	77Eps UMa	1.7630	11000.	70	34864	No
170	GOM_NL__2PRFIN20081030_173341_000000382073_00241_34864_8055.N1	30-OCT-2008 17:33:41	Bright	38.000	174	52Psi UMa	3.0040	4400.0	76	34864	No
171	GOM_NL__2PRFIN20081030_174101_000000572073_00241_34864_8056.N1	30-OCT-2008 17:41:01	Bright	57.000	96	68Del Leo	2.5600	9300.0	114	34864	No
172	GOM_NL__2PRFIN20081030_180050_000000372073_00241_34864_8057.N1	30-OCT-2008 18:00:50	Dark	37.000	113	Mu Vel	2.6920	5000.0	74	34864	No
173	GOM_NL__2PRFIN20081030_180316_000000552073_00241_34864_8058.N1	30-OCT-2008 18:03:16	Dark	55.000	65	Lam Vel	2.2040	4400.0	110	34864	No
174	GOM_NL__2PRFIN20081030_180554_000000412073_00242_34865_8060.N1	30-OCT-2008 18:05:54	Dark	41.000	46	Del Vel	1.9540	10600.	82	34865	No
175	GOM_NL__2PRFIN20081030_180715_000000442073_00242_34865_8061.N1	30-OCT-2008 18:07:15	Dark	43.500	41	Eps Car	1.8600	4100.0	87	34865	No
176	GOM_NL__2PRFIN20081030_182244_000000422073_00242_34865_8062.N1	30-OCT-2008 18:22:44	Straylight	41.500	157	The1Eri	2.9060	9300.0	83	34865	No
177	GOM_NL__2PRFIN20081030_184143_000000392073_00242_34865_8063.N1	30-OCT-2008 18:41:43	Bright	39.000	105	6Bet Ari	2.6450	8900.0	78	34865	No
178	GOM_NL__2PRFIN20081030_184542_000000372073_00242_34865_8064.N1	30-OCT-2008 18:45:42	Bright	36.500	53	43Bet And	2.0480	3300.0	73	34865	No
179	GOM_NL__2PRFIN20081030_184812_000000422073_00242_34865_8065.N1	30-OCT-2008 18:48:12	Bright	42.000	73	57Gam1And	2.2600	13100.	84	34865	No
180	GOM_NL__2PRFIN20081030_185135_000000522073_00242_34865_8066.N1	30-OCT-2008 18:51:35	Bright	52.000	68	18Alp Cas	2.2250	4500.0	104	34865	No
181	GOM_NL__2PRFIN20081030_185247_000000372073_00242_34865_8067.N1	30-OCT-2008 18:52:47	Bright	36.500	76	27Gam Cas	2.3000	30000.	73	34865	No
182	GOM_NL__2PRFIN20081030_190051_000000362073_00242_34865_8068.N1	30-OCT-2008 19:00:51	Bright	36.000	49	1Alp UMi	1.9900	6300.0	72	34865	No
183	GOM_NL__2PRFIN20081030_190438_000000372073_00242_34865_8069.N1	30-OCT-2008 19:04:38	Bright	37.000	60	7Bet UMi	2.0810	3950.0	74	34865	No
184	GOM_NL__2PRFIN20081030_190901_000000402073_00242_34865_8070.N1	30-OCT-2008 19:09:01	Bright	40.000	36	50Alp UMa	1.8000	6300.0	80	34865	No
185	GOM_NL__2PRFIN20081030_191033_000000352073_00242_34865_8071.N1	30-OCT-2008 19:10:33	Bright	34.500	32	77Eps UMa	1.7630	11000.	69	34865	No
186	GOM_NL__2PRFIN20081030_191417_000000432073_00242_34865_8072.N1	30-OCT-2008 19:14:17	Bright	42.500	174	52Psi UMa	3.0040	4400.0	85	34865	No
187	GOM_NL__2PRFIN20081030_192137_000000372073_00242_34865_8073.N1	30-OCT-2008 19:21:37	Bright	37.000	96	68Del Leo	2.5600	9300.0	74	34865	No
188	GOM_NL__2PRFIN20081030_194126_000000422073_00242_34865_8074.N1	30-OCT-2008 19:41:26	Dark	42.000	113	Mu Vel	2.6920	5000.0	84	34865	No
189	GOM_NL__2PRFIN20081030_194352_000000502073_00242_34865_8075.N1	30-OCT-2008 19:43:52	Dark	50.000	65	Lam Vel	2.2040	4400.0	100	34865	No
190	GOM_NL__2PRFIN20081030_194630_000000422073_00243_34866_8073.N1	30-OCT-2008 19:46:30	Dark	41.500	46	Del Vel	1.9540	10600.	83	34866	No
191	GOM_NL__2PRFIN20081030_194752_000000522073_00243_34866_8074.N1	30-OCT-2008 19:47:52	Dark	51.500	41	Eps Car	1.8600	4100.0	103	34866	No
192	GOM_NL__2PRFIN20081030_200320_000000392073_00243_34866_8075.N1	30-OCT-2008 20:03:20	Straylight	39.000	157	The1Eri	2.9060	9300.0	78	34866	No
193	GOM_NL__2PRFIN20081030_202219_000000382073_00243_34866_8076.N1	30-OCT-2008 20:22:19	Bright	38.000	105	6Bet Ari	2.6450	8900.0	76	34866	No
194	GOM_NL__2PRFIN20081030_202618_000000372073_00243_34866_8077.N1	30-OCT-2008 20:26:18	Bright	37.000	53	43Bet And	2.0480	3300.0	74	34866	No
195	GOM_NL__2PRFIN20081030_202848_000000392073_00243_34866_8078.N1	30-OCT-2008 20:28:48	Bright	39.000	73	57Gam1And	2.2600	13100.	78	34866	No
196	GOM_NL__2PRFIN20081030_203211_000000352073_00243_34866_8079.N1	30-OCT-2008 20:32:11	Bright	35.000	68	18Alp Cas	2.2250	4500.0	70	34866	No
197	GOM_NL__2PRFIN20081030_203323_000000352073_00243_34866_8080.N1	30-OCT-2008 20:33:23	Bright	35.000	76	27Gam Cas	2.3000	30000.	70	34866	No
198	GOM_NL__2PRFIN20081030_204127_000000362073_00243_34866_8081.N1	30-OCT-2008 20:41:27	Bright	36.000	49	1Alp UMi	1.9900	6300.0	72	34866	No
199	GOM_NL__2PRFIN20081030_204514_000000362073_00243_34866_8082.N1	30-OCT-2008 20:45:14	Bright	36.000	60	7Bet UMi	2.0810	3950.0	72	34866	No
200	GOM_NL__2PRFIN20081030_204937_000000372073_00243_34866_8083.N1	30-OCT-2008 20:49:37	Bright	36.500	36	50Alp UMa	1.8000	6300.0	73	34866	No
201	GOM_NL__2PRFIN20081030_205109_000000352073_00243_34866_8084.N1	30-OCT-2008 20:51:09	Bright	35.000	32	77Eps UMa	1.7630	11000.	70	34866	No
202	GOM_NL__2PRFIN20081030_205453_000000372073_00243_34866_8085.N1	30-OCT-2008 20:54:53	Bright	37.000	174	52Psi UMa	3.0040	4400.0	74	34866	No
203	GOM_NL__2PRFIN20081030_210213_000000372073_00243_34866_8086.N1	30-OCT-2008 21:02:13	Bright	37.000	96	68Del Leo	2.5600	9300.0	74	34866	No
204	GOM_NL__2PRFIN20081030_212202_000000382073_00243_34866_8087.N1	30-OCT-2008 21:22:02	Dark	37.500	113	Mu Vel	2.6920	5000.0	75	34866	No
205	GOM_NL__2PRFIN20081030_212429_000000522073_00243_34866_8088.N1	30-OCT-2008 21:24:29	Dark	51.500	65	Lam Vel	2.2040	4400.0	103	34866	No
206	GOM_NL__2PRFIN20081030_212707_000000412073_00244_34867_8086.N1	30-OCT-2008 21:27:07	Dark	41.000	46	Del Vel	1.9540	10600.	82	34867	No
207	GOM_NL__2PRFIN20081030_212828_000000412073_00244_34867_8087.N1	30-OCT-2008 21:28:28	Dark	41.000	41	Eps Car	1.8600	4100.0	82	34867	No
208	GOM_NL__2PRFIN20081030_214356_000000412073_00244_34867_8088.N1	30-OCT-2008 21:43:56	Straylight	41.000	157	The1Eri	2.9060	9300.0	82	34867	No
209	GOM_NL__2PRFIN20081030_220255_000000392073_00244_34867_8089.N1	30-OCT-2008 22:02:55	Bright	39.000	105	6Bet Ari	2.6450	8900.0	78	34867	No
210	GOM_NL__2PRFIN20081030_220654_000000362073_00244_34867_8090.N1	30-OCT-2008 22:06:54	Bright	35.500	53	43Bet And	2.0480	3300.0	71	34867	No
211	GOM_NL__2PRFIN20081030_220924_000000402073_00244_34867_8091.N1	30-OCT-2008 22:09:24	Bright	39.500	73	57Gam1And	2.2600	13100.	79	34867	No
212	GOM_NL__2PRFIN20081030_221247_000000362073_00244_34867_8092.N1	30-OCT-2008 22:12:47	Bright	35.500	68	18Alp Cas	2.2250	4500.0	71	34867	No
213	GOM_NL__2PRFIN20081030_221358_000000362073_00244_34867_8093.N1	30-OCT-2008 22:13:58	Bright	35.500	76	27Gam Cas	2.3000	30000.	71	34867	No
214	GOM_NL__2PRFIN20081030_222203_000000352073_00244_34867_8094.N1	30-OCT-2008 22:22:03	Bright	35.000	49	1Alp UMi	1.9900	6300.0	70	34867	No
215	GOM_NL__2PRFIN20081030_222550_000000362073_00244_34867_8095.N1	30-OCT-2008 22:25:50	Bright	35.500	60	7Bet UMi	2.0810	3950.0	71	34867	No
216	GOM_NL__2PRFIN20081030_223012_000000392073_00244_34867_8096.N1	30-OCT-2008 22:30:12	Bright	39.000	36	50Alp UMa	1.8000	6300.0	78	34867	No
217	GOM_NL__2PRFIN20081030_223145_000000362073_00244_34867_8097.N1	30-OCT-2008 22:31:45	Bright	36.000	32	77Eps UMa	1.7630	11000.	72	34867	No
218	GOM_NL__2PRFIN20081030_223528_000000562073_00244_34867_8098.N1	30-OCT-2008 22:35:28	Bright	56.000	174	52Psi UMa	3.0040	4400.0	112	34867	No
219	GOM_NL__2PRFIN20081030_224249_000000382073_00244_34867_8099.N1	30-OCT-2008 22:42:49	Bright	37.500	96	68Del Leo	2.5600	9300.0	75	34867	No

220	GOM_NL__2PRFIN20081030_230239_000000402073_00244_34867_8100.N1	30-OCT-2008 23:02:39	Dark	40.000	113	Mu Vel	2.6920	5000.0	80	34867	No
221	GOM_NL__2PRFIN20081030_230506_000000572073_00244_34867_8101.N1	30-OCT-2008 23:05:06	Dark	57.000	65	Lam Vel	2.2040	4400.0	114	34867	No
222	GOM_NL__2PRFIN20081030_230743_000000422073_00245_34868_8096.N1	30-OCT-2008 23:07:43	Dark	41.500	46	Del Vel	1.9540	10600.	83	34868	No
223	GOM_NL__2PRFIN20081030_230905_000000412073_00245_34868_8097.N1	30-OCT-2008 23:09:05	Dark	41.000	41	Eps Car	1.8600	4100.0	82	34868	No
224	GOM_NL__2PRFIN20081030_232432_000000412073_00245_34868_8098.N1	30-OCT-2008 23:24:32	Straylight	41.000	157	The1Eri	2.9060	9300.0	82	34868	No
225	GOM_NL__2PRFIN20081030_234330_000000392073_00245_34868_8099.N1	30-OCT-2008 23:43:30	Bright	39.000	105	6Bet Ari	2.6450	8900.0	78	34868	No
226	GOM_NL__2PRFIN20081030_234730_000000372073_00245_34868_8100.N1	30-OCT-2008 23:47:30	Bright	37.000	53	43Bet And	2.0480	3300.0	74	34868	No
227	GOM_NL__2PRFIN20081030_234959_000000412073_00245_34868_8101.N1	30-OCT-2008 23:49:59	Bright	40.500	73	57Gam1And	2.2600	13100.	81	34868	No
228	GOM_NL__2PRFIN20081030_235322_000000362073_00245_34868_8102.N1	30-OCT-2008 23:53:22	Bright	36.000	68	18Alp Cas	2.2250	4500.0	72	34868	No
229	GOM_NL__2PRFIN20081030_235434_000000352073_00245_34868_8103.N1	30-OCT-2008 23:54:34	Bright	34.500	76	27Gam Cas	2.3000	30000.	69	34868	No

3. Quality information per product

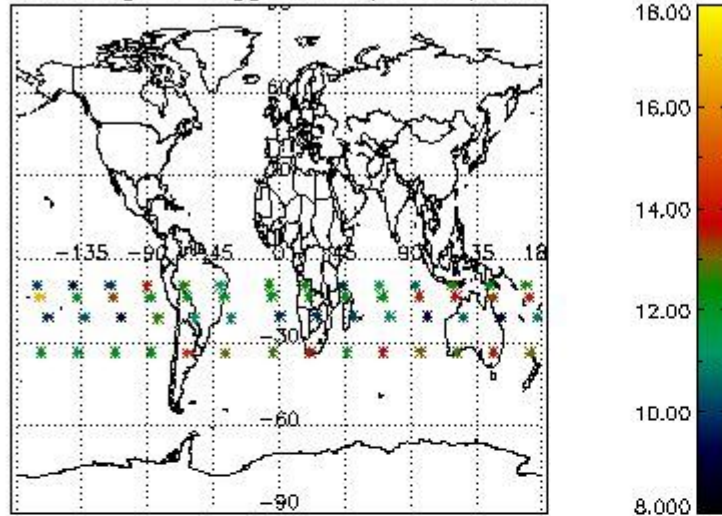
In this section it is plotted some information contained in the Quality Summary data set of the level 2 products. Only products in dark limb conditions and without errors (error flag in the MPH set to "0") are used.

3.1 Plot quality information per product (time dependant)

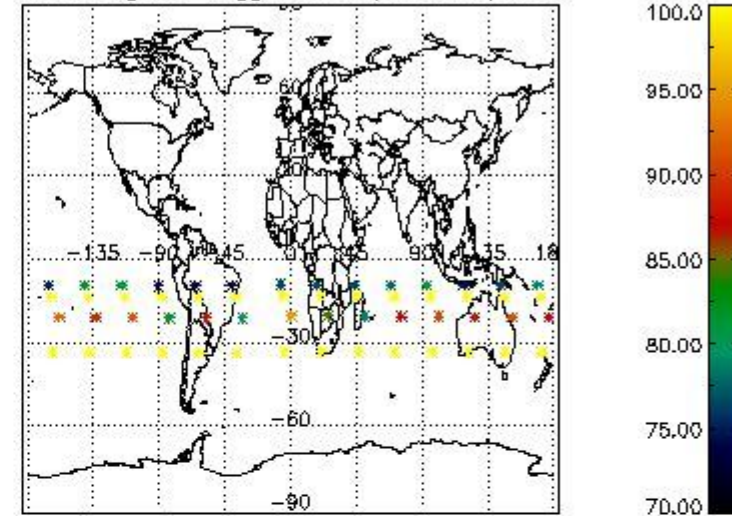


3.2 Plot quality information per product (world map)

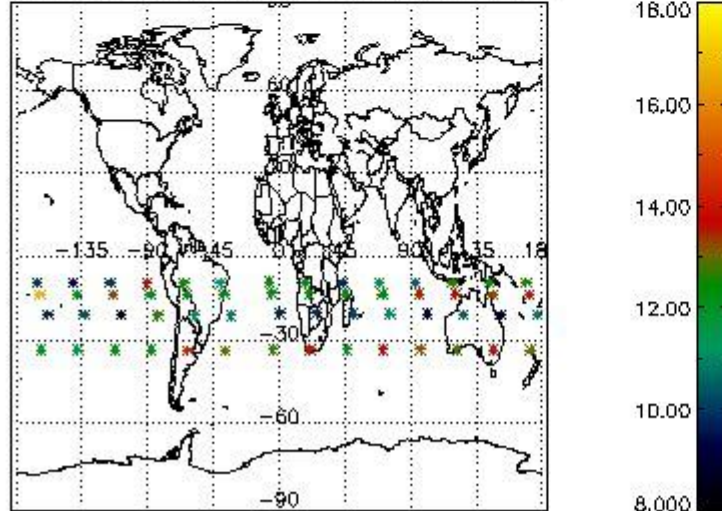
Percentage of flagged data per O3 profile



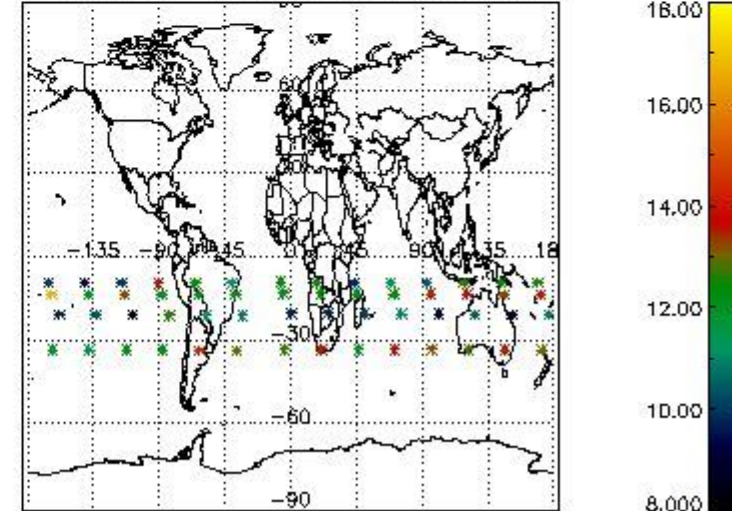
Percentage of flagged data per H2O profile



Percentage of flagged data per NO2 profile



Percentage of flagged data per NO3 profile

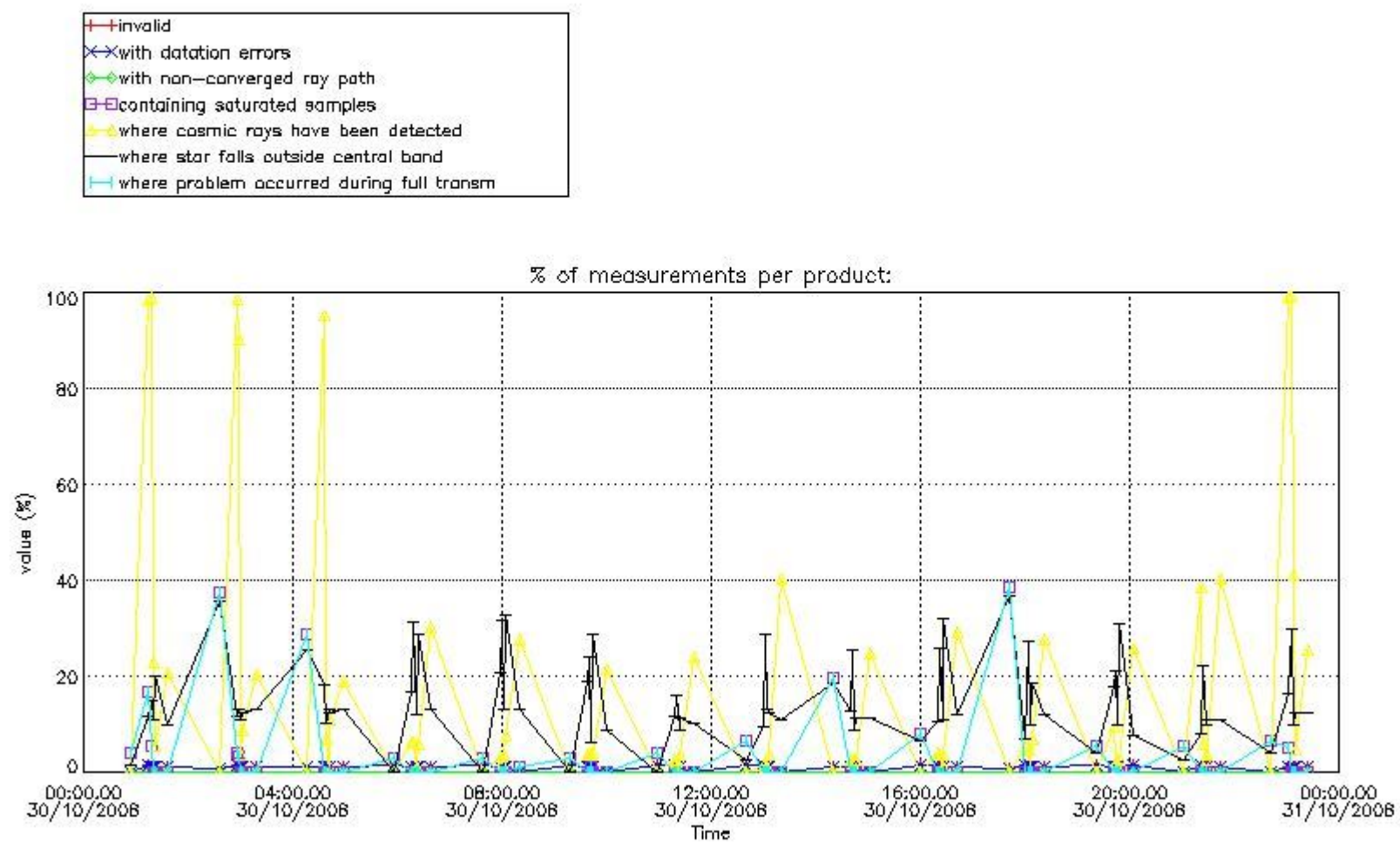


4. Level 1 quality information per product

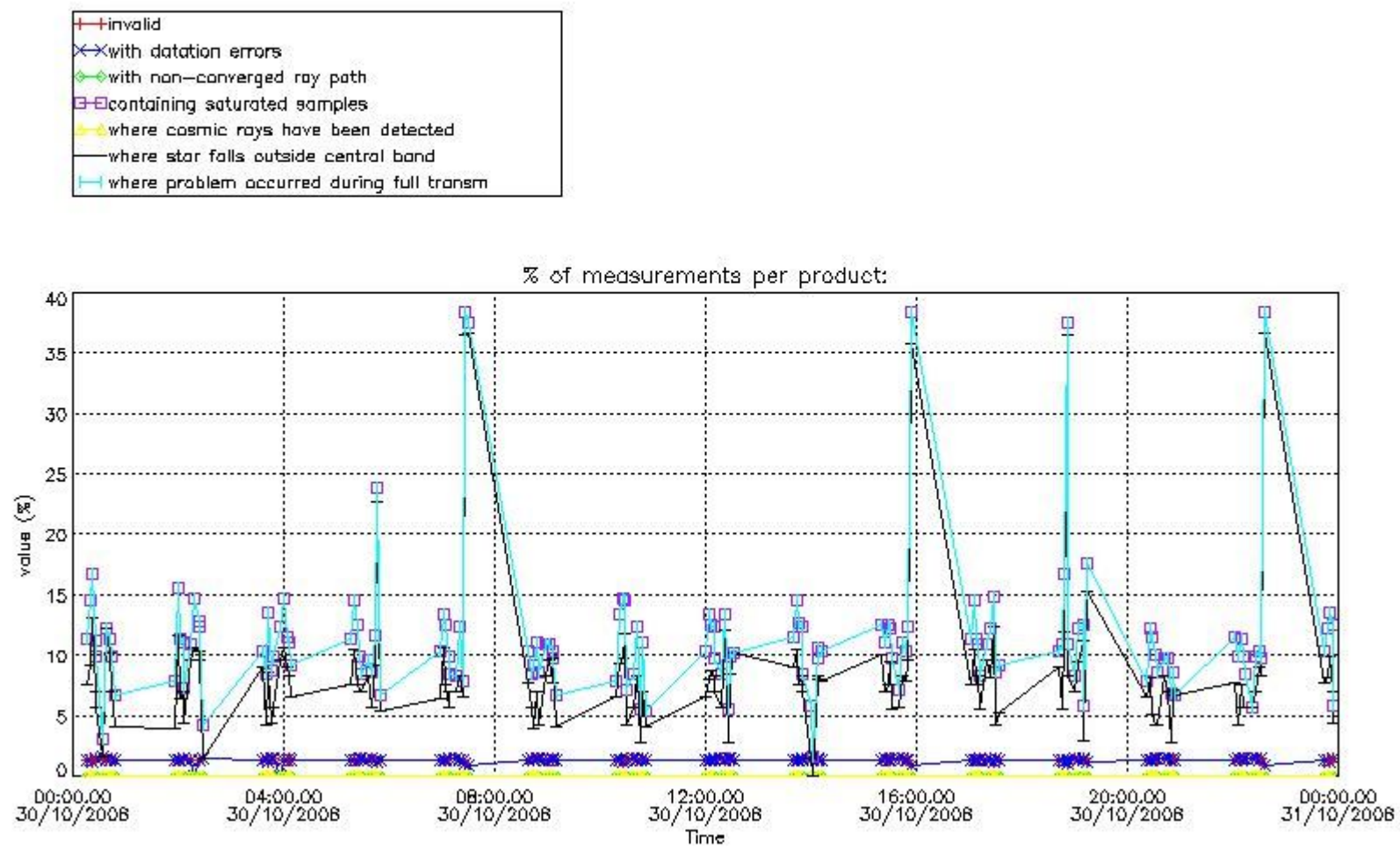
In this section it is plotted some information contained in the Quality Summary data set of the level 2 products that comes from the level 1b processing. Products without errors (error flag in the MPH set to "0") are used.

4.1 Plot quality information per product (time dependant) coming from level 1b processing

4.1.1 Plot level 1 quality information per product (time dependant): ENVISAT ASCENDING passes



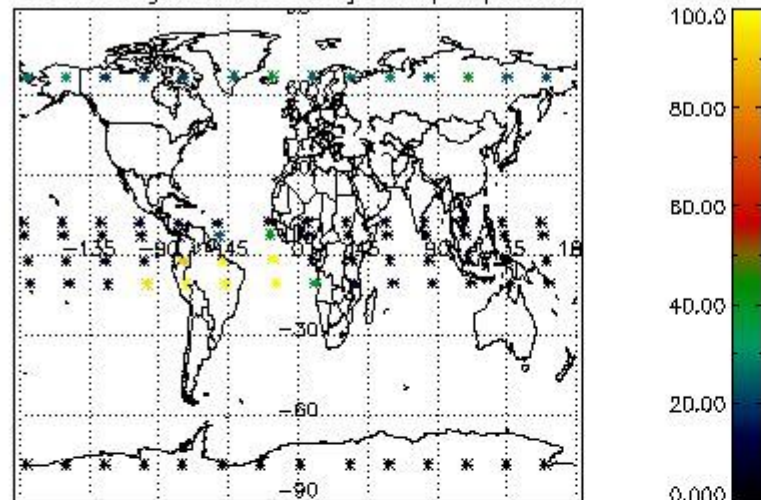
4.1.2 Plot level 1 quality information per product (time dependant): ENVISAT DESCENDING passes



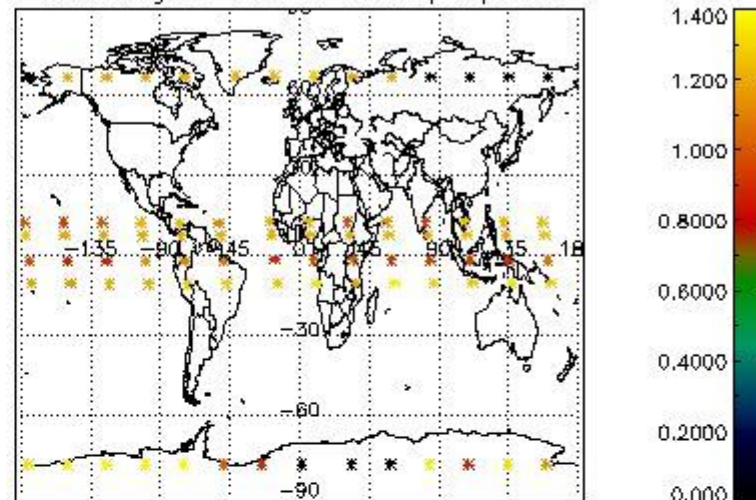
4.2 Plot quality information per product coming from level 1b processing (world map)

4.2.1 Plot level 1 quality information per product (world map): ENVISAT ASCENDING passes

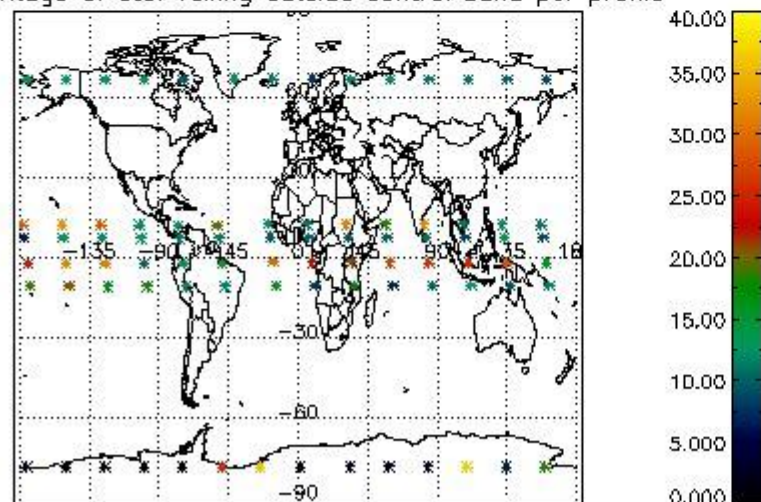
Percentage of cosmic ray hits per profile



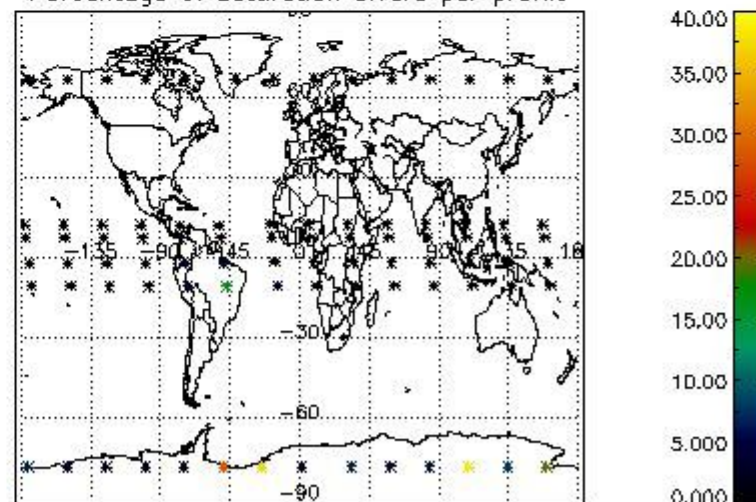
Percentage of datation errors per profile



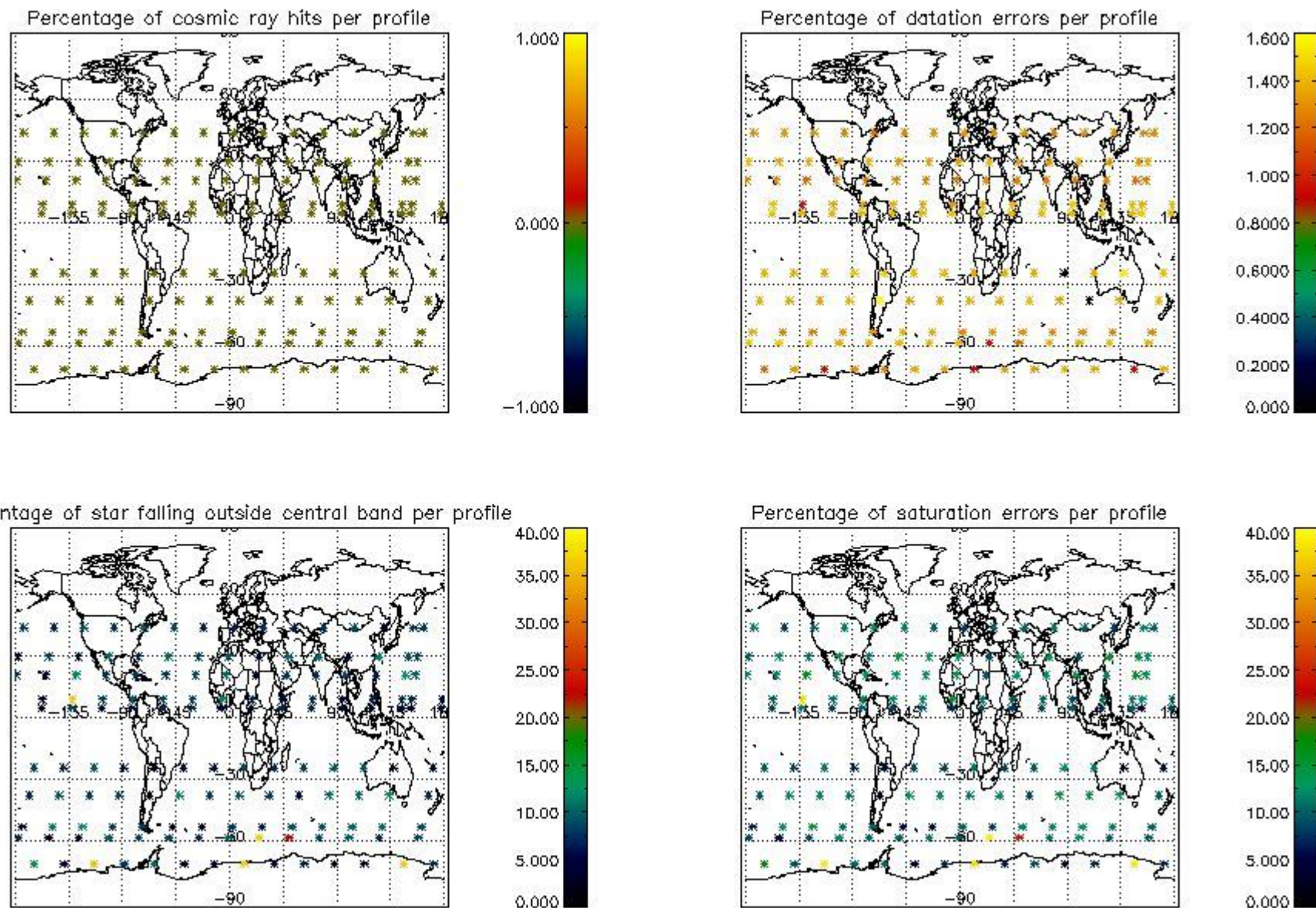
Percentage of star falling outside central band per profile



Percentage of saturation errors per profile



4.2.2 Plot level 1 quality information per product (world map): ENVISAT DESCENDING passes



5. Trace gas profiles

5.1 Ozone statistics based on quality of products

The final quality of the products can be "measured" using the STD (Standard Deviation) attached to every point profile. This information is written to the parameter GOM_NL__2P/NL_LOCAL_SPECIES_DENSITY/o3_std of the level 2 products. The table below shows the statistics for given STD ranges.

The statistics are given with respect to the overall valid production:

- Products without fatal errors: GOM_NL__2P/MPH/PRODUCT_ERR=0
- Valid point profile: GOM_NL__2P/NL_LOCAL_SPECIES_DENSITY/pcd(0)=0

The 'Criteria' is applied to valid points of dark limb products:

- Products in dark limb illumination condition: GOM_NL__2P/NL_SUMMARY_QUALITY/obs_ill_cond=0
- Products without fatal errors: GOM_NL__2P/MPH/PRODUCT_ERR=0
- Valid point profile: GOM_NL__2P/NL_LOCAL_SPECIES_DENSITY/pcd(0)=0

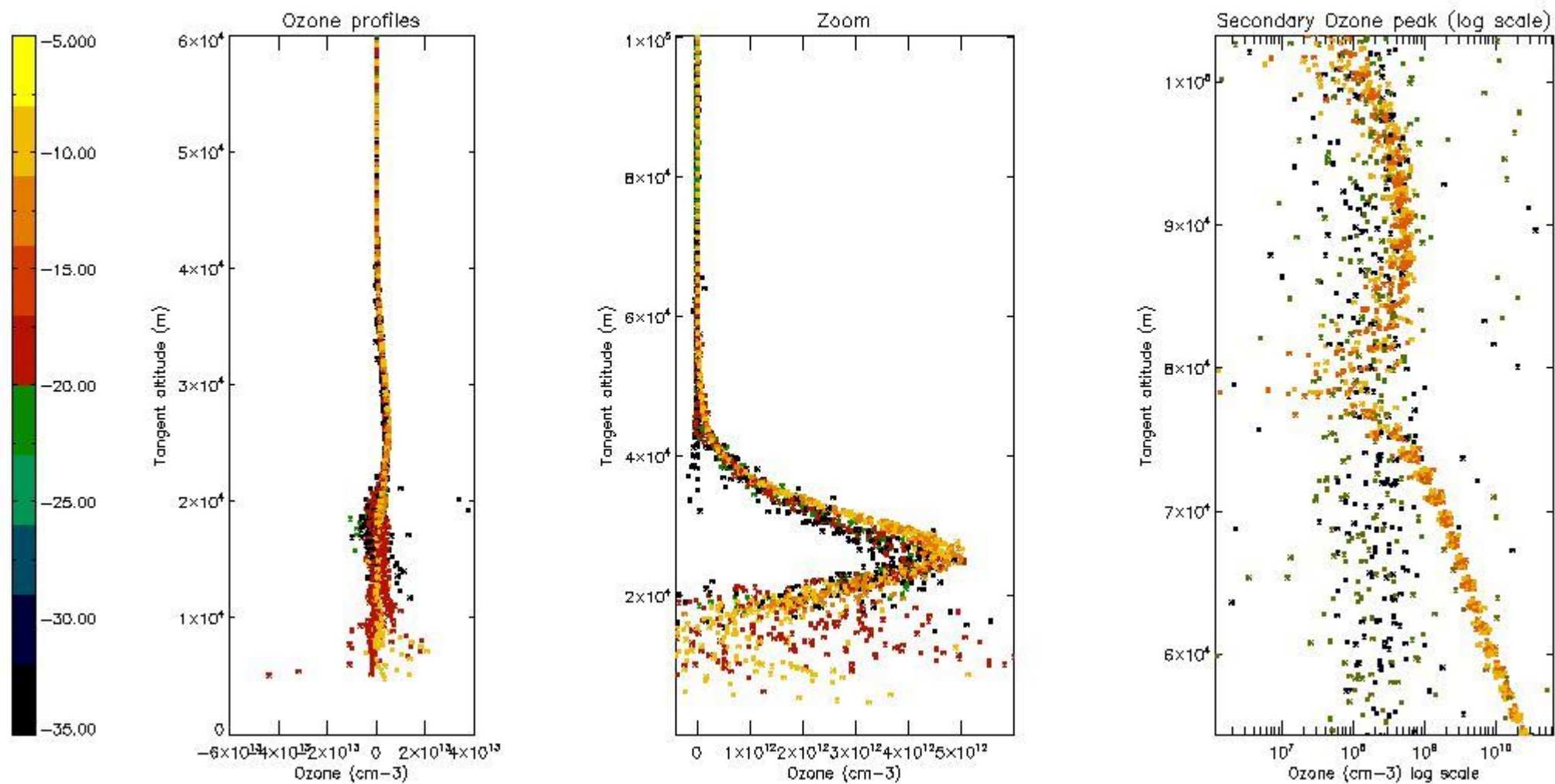
So, the table below shows the percentage of dark limb and valid observations for each criteria with respect to the overall valid daily observations.

Criteria	% of total production
All STD	28
STD < 20	11

STD < 10	7
STD < 5	2

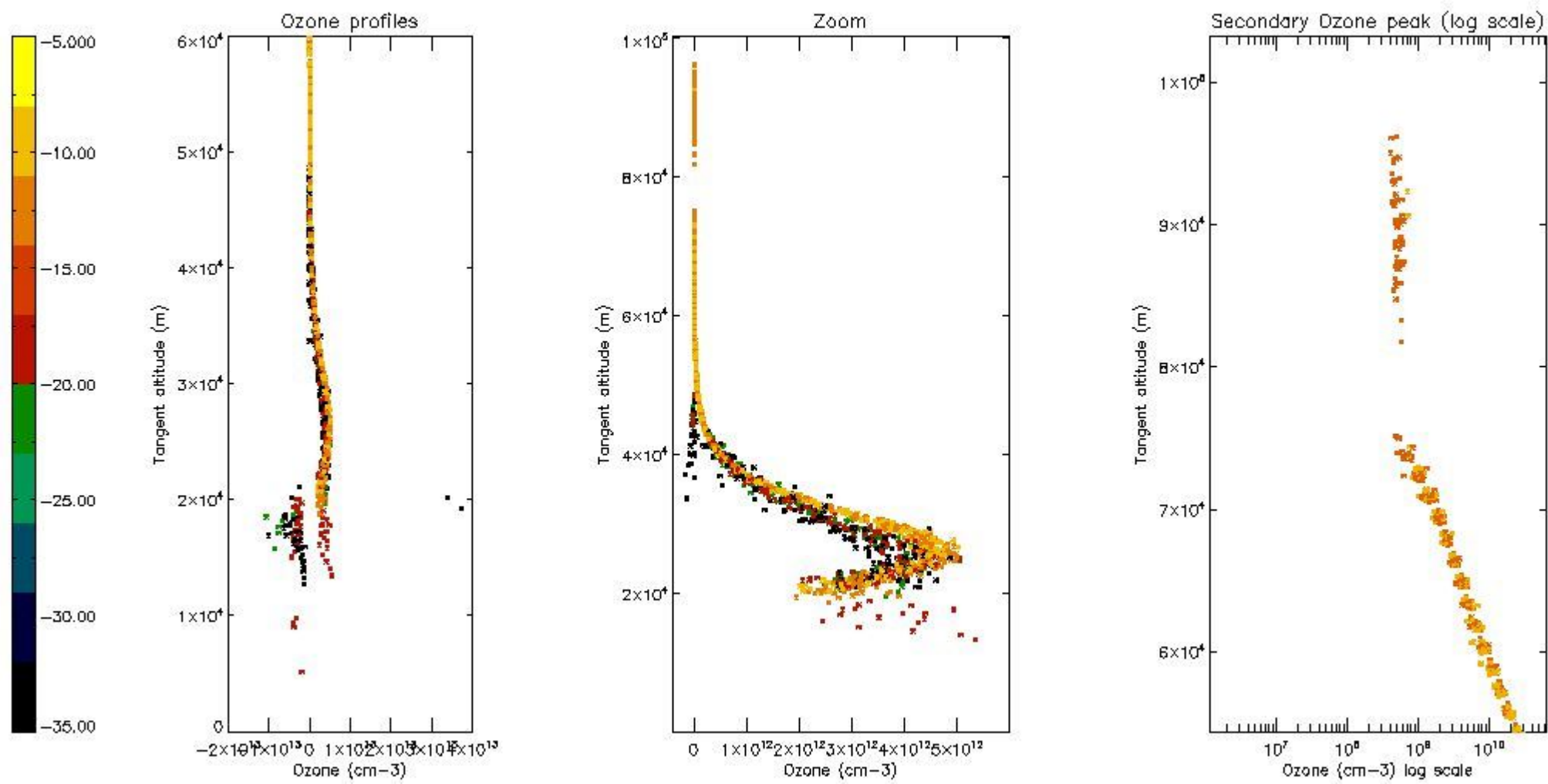
5.2 Plot ozone profiles for all STD (dark without errors)

The colorbar represents the latitude.



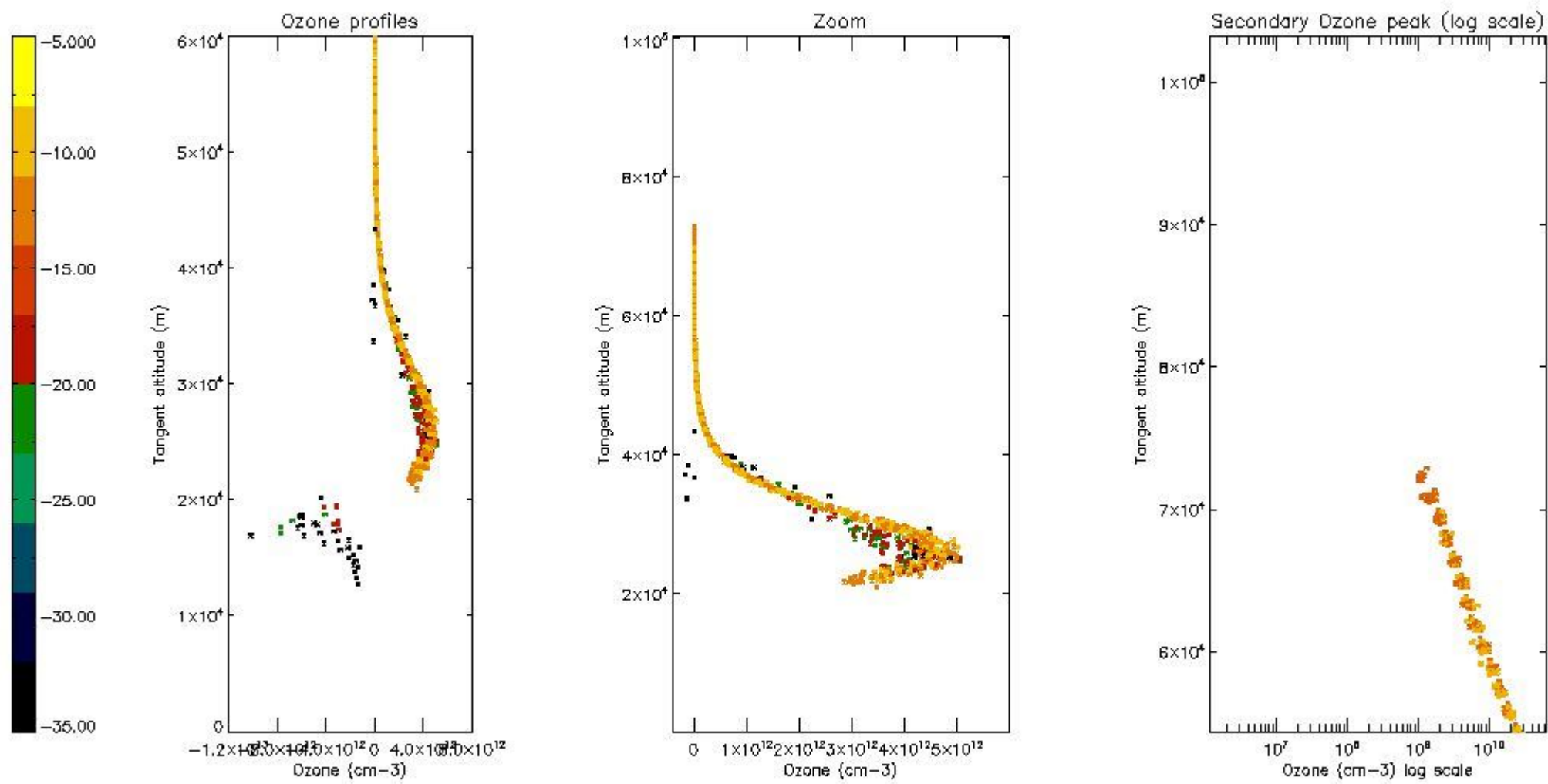
5.3 Plot ozone profiles where STD < 20% (dark without errors)

The colorbar represents the latitude.



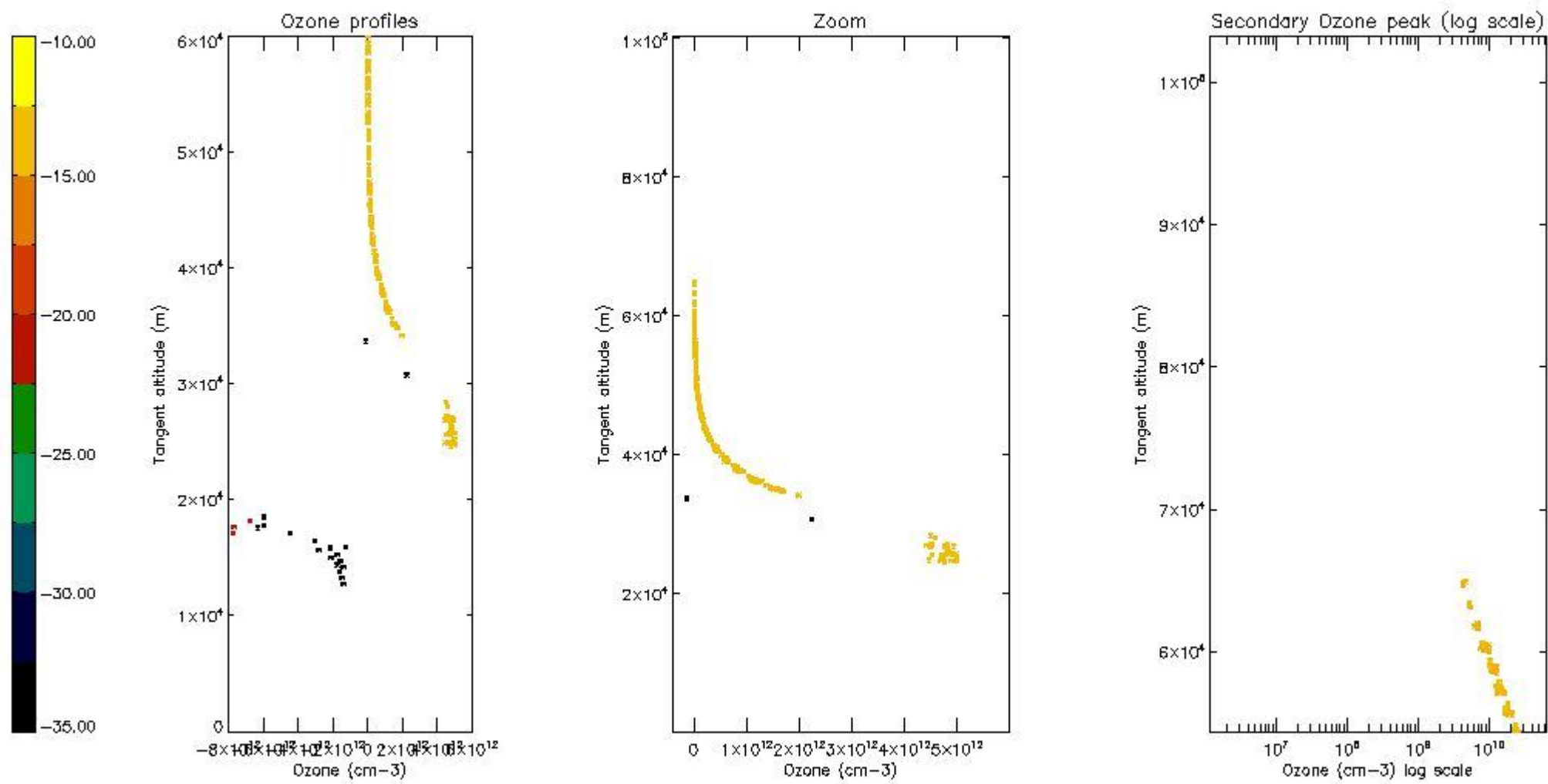
5.4 Plot ozone profiles where $STD < 10\%$ (dark without errors)

The colorbar represents the latitude.



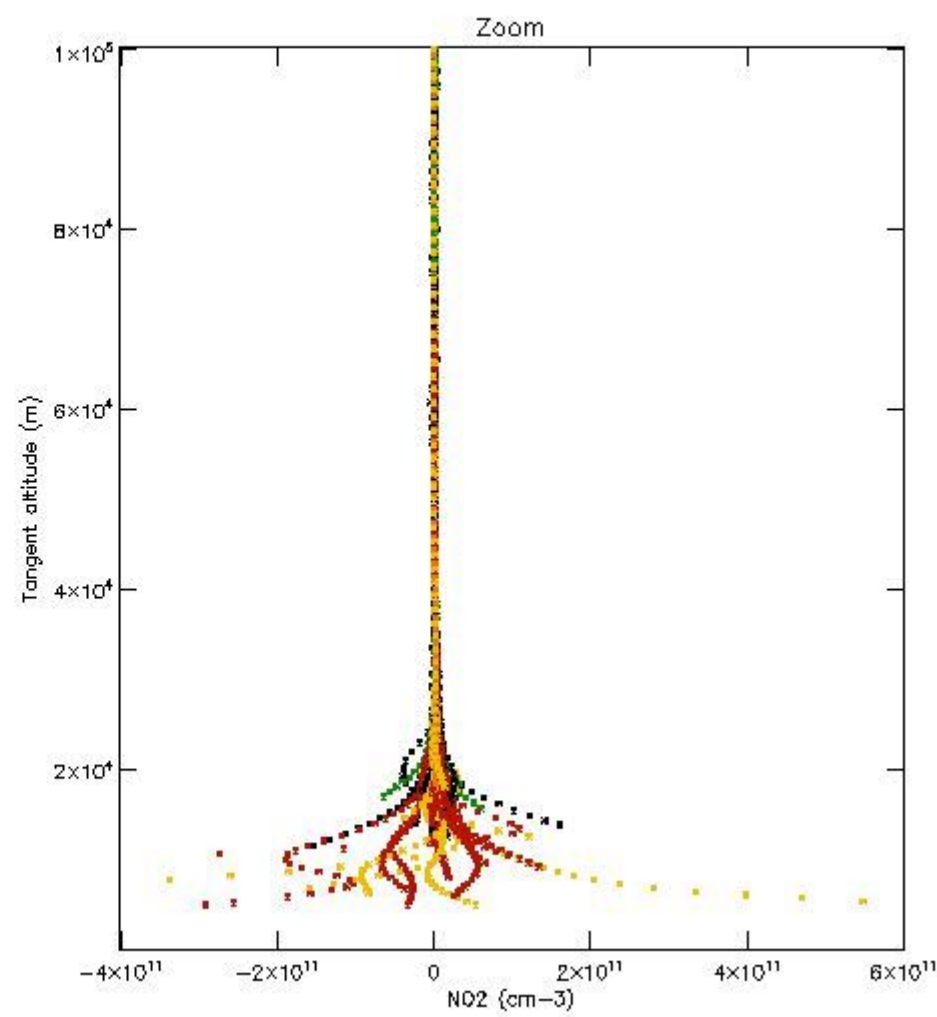
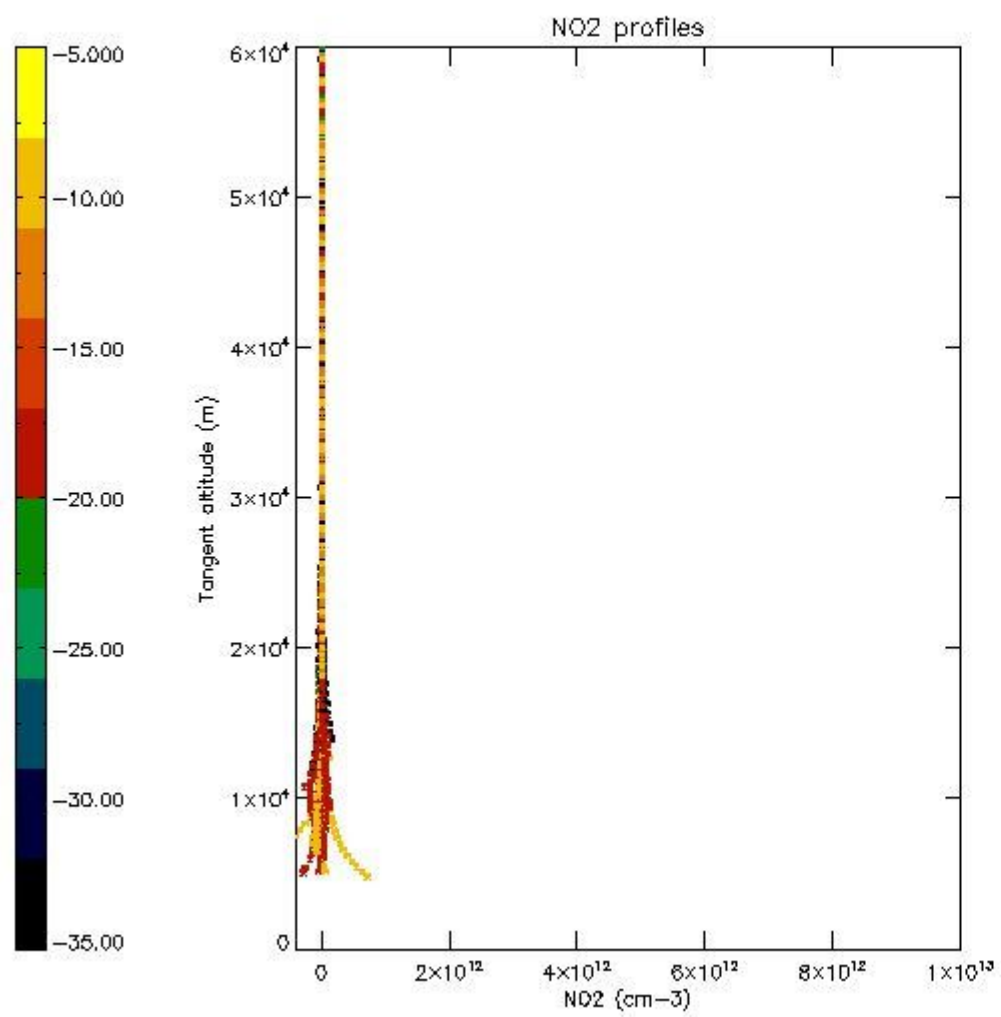
5.5 Plot ozone profiles where STD < 5% (dark without errors)

The colorbar represents the latitude.



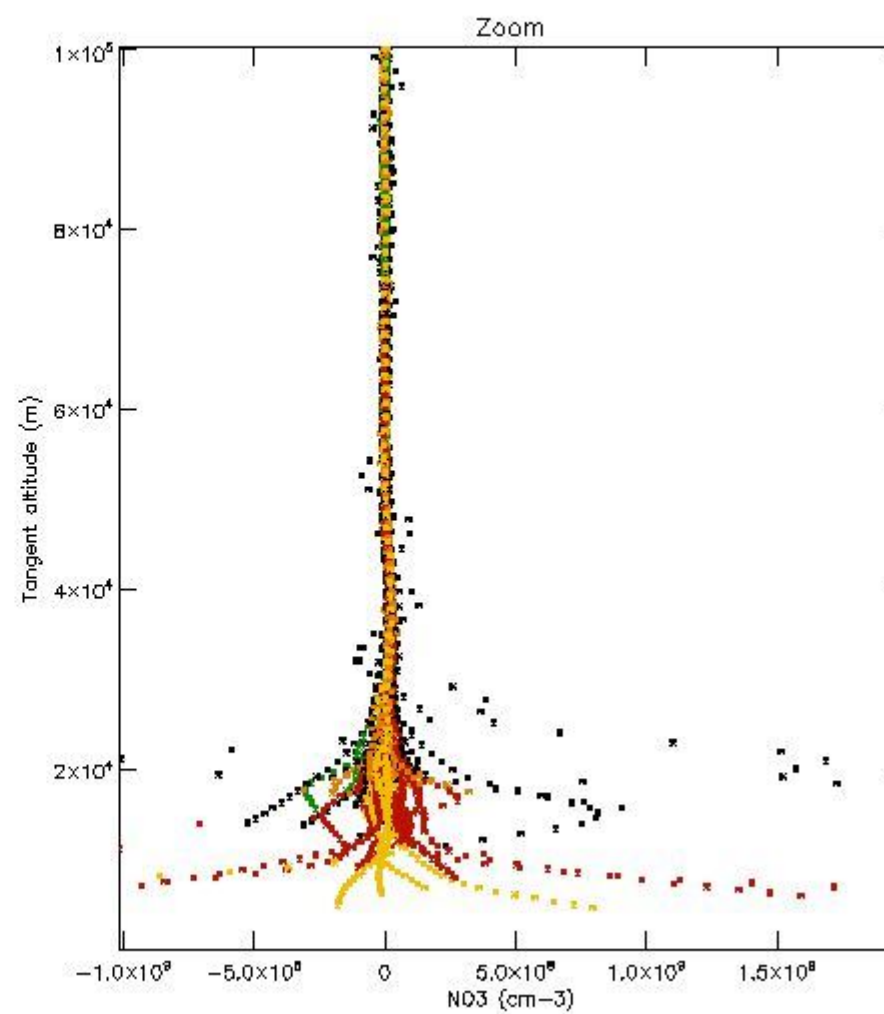
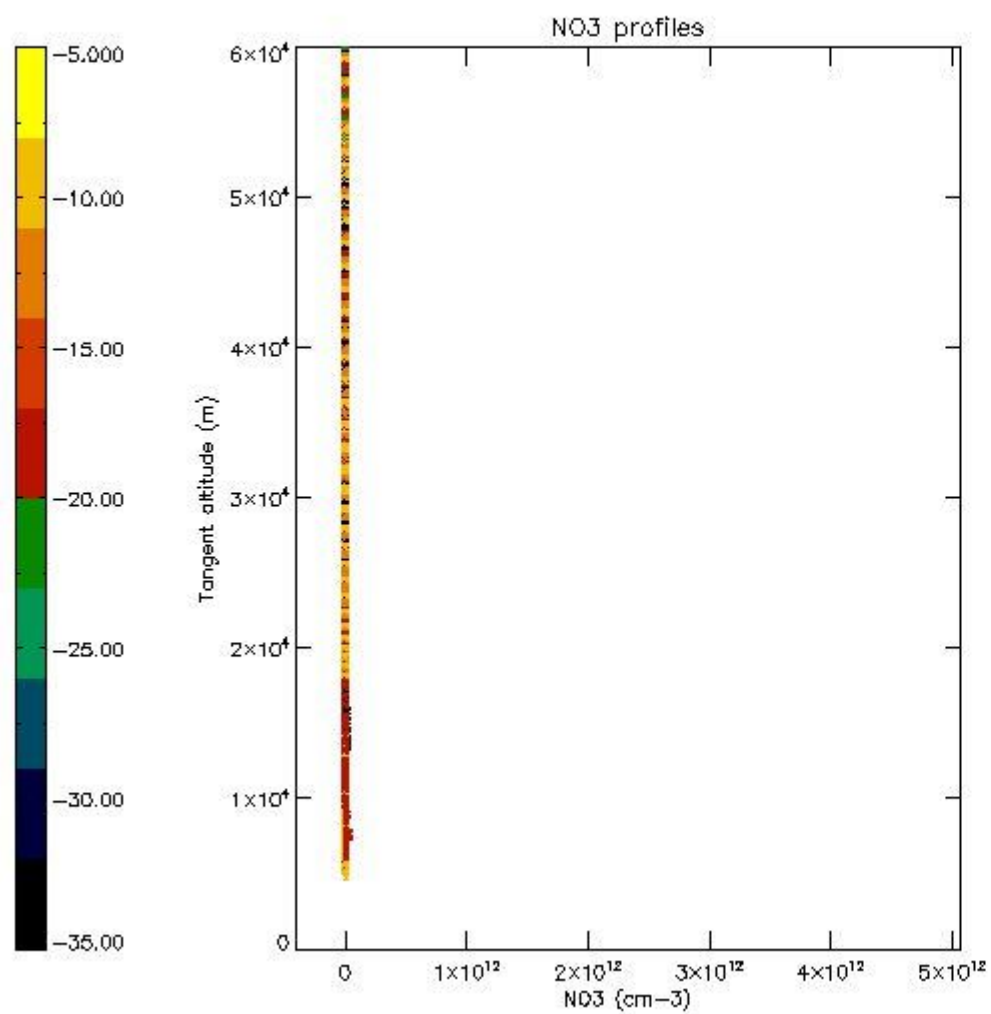
5.6 Plot NO₂ profiles for all STD (dark without errors)

The colorbar represents the latitude.



5.7 Plot NO3 profiles for all STD (dark without errors)

The colorbar represents the latitude.



6. Auxiliary Data Files used for the production reported in section 2

The number reported in the third column indicates since which file (see list in section 2) the corresponding auxiliary file has been used. The fourth column is the date of those product files.

Type	Auxiliary Filename	Used since product	Used since product date
INST_PHYS_CHARACTERISTICS	GOM_INS_AXVIEC20091111_143220_20030716_120000_20500101_000000	1	30-OCT-2008 00:15:10
LEVEL-2_PROC_CONFIG	GOM_PR2_AXVIEC20091111_152718_20020301_000000_20500101_000000	1	30-OCT-2008 00:15:10
CROSS_SECTIONS_FILE	GOM_CRS_AXVIEC20091111_154832_20020301_000000_20500101_000000	1	30-OCT-2008 00:15:10

GOMOS Level 2 Daily Report

SUMMARY

[1. General Info](#)

[2. Summary of processed GOM_NL_2P products](#)

[3. Level 2 Quality information per product](#)

[3.1 Plot of level 2 quality information per product \(time dependant\)](#)

[3.2 Plot of level 2 quality information per product \(world map\)](#)

[4. Level 1 Quality information per product \(stored on level 2 products\)](#)

[4.1 Plot of level 1 quality information per product \(time dependant\)](#)

[4.1.1 Plot of level 1 quality information per product \(time dependant\): ASCENDING](#)

[4.1.2 Plot of level 1 quality information per product \(time dependant\): DESCENDING](#)

[4.2 Plot of level 1 quality information per product \(world map\)](#)

[4.2.1 Plot of level 1 quality information per product \(world map\): ASCENDING](#)

[4.2.2 Plot of level 1 quality information per product \(world map\): DESCENDING](#)

[5. Ozone profiles based on quality statistics and other trace gas profiles](#)

[5.1 Ozone statistics based on quality of products](#)

[5.2 Plot ozone profiles for all STD \(dark without errors\)](#)

[5.3 Plot ozone profiles where STD < 20% \(dark without errors\)](#)

[5.4. Plot ozone profiles where STD < 10% \(dark without errors\)](#)

[5.5. Plot ozone profiles where STD < 5% \(dark without errors\)](#)

[5.6 Plot NO2 profiles for all STD \(dark without errors\)](#)

[5.7 Plot NO3 profiles for all STD \(dark without errors\)](#)

[5.8 Plot H2O profiles \(only for occultations of stars 1,2,3,4,13,14,16,26,63 dark without errors\) for all STD](#)

[6. Auxiliary Data Files used for the production reported in section 2](#)

This report presents the daily analysis on parameters extracted from GOMOS level 2 data (GOM_NL__2P). It is intended to monitor some important parameters that will impact the quality of these products. A list of level 2 products (and content) that have arrived during the reporting day to the PCF is also given.

Item	Value
Time of report generation	25APR2013 21:33:06
Data source version	GOMOS/6.01
Start time of products	30-10-2008 (30OCT2008 00:00:00)
Stop time of products	31-10-2008 (31OCT2008 00:00:00)
Store outputs in DB	Yes
Nb of level 2 prods	229
Nb of prods with errors	0

2. Summary of processed GOM_NL__2P products.

Nr	Filename	UTC Start time	Limb	Duration	Star Id	Star Name	Star Mag	Star Temp	Nb Meas	Orbit	Prod. error
1	GOM_NL__2PRFIN20081030_001510_000000402073_00231_34854_7894.N1	30-OCT-2008 00:15:10	Bright	39.500	105	6Bet Ari	2.6450	8900.0	79	34854	No
2	GOM_NL__2PRFIN20081030_001908_000000382073_00231_34854_7895.N1	30-OCT-2008 00:19:08	Bright	38.000	53	43Bet And	2.0480	3300.0	76	34854	No
3	GOM_NL__2PRFIN20081030_002141_000000422073_00231_34854_7896.N1	30-OCT-2008 00:21:41	Bright	42.000	73	57Gam1And	2.2600	13100.	84	34854	No
4	GOM_NL__2PRFIN20081030_002500_000000362073_00231_34854_7897.N1	30-OCT-2008 00:25:00	Bright	35.500	68	18Alp Cas	2.2250	4500.0	71	34854	No
5	GOM_NL__2PRFIN20081030_002612_000000362073_00231_34854_7898.N1	30-OCT-2008 00:26:12	Bright	35.500	76	27Gam Cas	2.3000	30000.	71	34854	No
6	GOM_NL__2PRFIN20081030_003416_000000332073_00231_34854_7899.N1	30-OCT-2008 00:34:16	Bright	32.500	49	1Alp UMi	1.9900	6300.0	65	34854	No
7	GOM_NL__2PRFIN20081030_003801_000000372073_00231_34854_7900.N1	30-OCT-2008 00:38:01	Bright	37.000	60	7Bet UMi	2.0810	3950.0	74	34854	No
8	GOM_NL__2PRFIN20081030_004226_000000402073_00231_34854_7901.N1	30-OCT-2008 00:42:26	Bright	39.500	36	50Alp UMa	1.8000	6300.0	79	34854	No
9	GOM_NL__2PRFIN20081030_004356_000000362073_00231_34854_7902.N1	30-OCT-2008 00:43:56	Bright	35.500	32	77Eps UMa	1.7630	11000.	71	34854	No
10	GOM_NL__2PRFIN20081030_004741_000000372073_00231_34854_7903.N1	30-OCT-2008 00:47:41	Bright	37.000	174	52Psi UMa	3.0040	4400.0	74	34854	No
11	GOM_NL__2PRFIN20081030_005459_000000362073_00231_34854_7904.N1	30-OCT-2008 00:54:59	Bright	36.000	96	68Del Leo	2.5600	9300.0	72	34854	No
12	GOM_NL__2PRFIN20081030_011446_000000392073_00231_34854_7905.N1	30-OCT-2008 01:14:46	Dark	39.000	113	Mu Vel	2.6920	5000.0	78	34854	No
13	GOM_NL__2PRFIN20081030_011708_000000472073_00231_34854_7906.N1	30-OCT-2008 01:17:08	Dark	46.500	65	Lam Vel	2.2040	4400.0	93	34854	No
14	GOM_NL__2PRFIN20081030_011948_000000422073_00232_34855_7906.N1	30-OCT-2008 01:19:48	Dark	41.500	46	Del Vel	1.9540	10600.	83	34855	No
15	GOM_NL__2PRFIN20081030_012110_000000452073_00232_34855_7907.N1	30-OCT-2008 01:21:10	Dark	45.000	41	Eps Car	1.8600	4100.0	90	34855	No
16	GOM_NL__2PRFIN20081030_013641_000000412073_00232_34855_7908.N1	30-OCT-2008 01:36:41	Straylight	41.000	157	The1Eri	2.9060	9300.0	82	34855	No
17	GOM_NL__2PRFIN20081030_015546_000000382073_00232_34855_7909.N1	30-OCT-2008 01:55:46	Bright	38.000	105	6Bet Ari	2.6450	8900.0	76	34855	No
18	GOM_NL__2PRFIN20081030_015944_000000392073_00232_34855_7910.N1	30-OCT-2008 01:59:44	Bright	38.500	53	43Bet And	2.0480	3300.0	77	34855	No
19	GOM_NL__2PRFIN20081030_020216_000000402073_00232_34855_7911.N1	30-OCT-2008 02:02:16	Bright	39.500	73	57Gam1And	2.2600	13100.	79	34855	No
20	GOM_NL__2PRFIN20081030_020535_000000362073_00232_34855_7912.N1	30-OCT-2008 02:05:35	Bright	36.000	68	18Alp Cas	2.2250	4500.0	72	34855	No
21	GOM_NL__2PRFIN20081030_020648_000000352073_00232_34855_7913.N1	30-OCT-2008 02:06:48	Bright	34.500	76	27Gam Cas	2.3000	30000.	69	34855	No
22	GOM_NL__2PRFIN20081030_021452_000000372073_00232_34855_7914.N1	30-OCT-2008 02:14:52	Bright	36.500	49	1Alp UMi	1.9900	6300.0	73	34855	No
23	GOM_NL__2PRFIN20081030_021837_000000382073_00232_34855_7915.N1	30-OCT-2008 02:18:37	Bright	37.500	60	7Bet UMi	2.0810	3950.0	75	34855	No
24	GOM_NL__2PRFIN20081030_022302_000000392073_00232_34855_7916.N1	30-OCT-2008 02:23:02	Bright	39.000	36	50Alp UMa	1.8000	6300.0	78	34855	No
25	GOM_NL__2PRFIN20081030_022432_000000372073_00232_34855_7917.N1	30-OCT-2008 02:24:32	Bright	36.500	32	77Eps UMa	1.7630	11000.	73	34855	No
26	GOM_NL__2PRFIN20081030_022817_000000362073_00232_34855_7918.N1	30-OCT-2008 02:28:17	Bright	36.000	174	52Psi UMa	3.0040	4400.0	72	34855	No
27	GOM_NL__2PRFIN20081030_023535_000000562073_00232_34855_7919.N1	30-OCT-2008 02:35:35	Bright	56.000	96	68Del Leo	2.5600	9300.0	112	34855	No
28	GOM_NL__2PRFIN20081030_025523_000000392073_00232_34855_7920.N1	30-OCT-2008 02:55:23	Dark	39.000	113	Mu Vel	2.6920	5000.0	78	34855	No
29	GOM_NL__2PRFIN20081030_025745_000000462073_00232_34855_7921.N1	30-OCT-2008 02:57:45	Dark	45.500	65	Lam Vel	2.2040	4400.0	91	34855	No
30	GOM_NL__2PRFIN20081030_030024_000000422073_00233_34856_7925.N1	30-OCT-2008 03:00:24	Dark	41.500	46	Del Vel	1.9540	10600.	83	34856	No
31	GOM_NL__2PRFIN20081030_030147_000000412073_00233_34856_7926.N1	30-OCT-2008 03:01:47	Dark	40.500	41	Eps Car	1.8600	4100.0	81	34856	No
32	GOM_NL__2PRFIN20081030_031717_000000422073_00233_34856_7927.N1	30-OCT-2008 03:17:17	Straylight	41.500	157	The1Eri	2.9060	9300.0	83	34856	No
33	GOM_NL__2PRFIN20081030_033622_000000392073_00233_34856_7928.N1	30-OCT-2008 03:36:22	Bright	39.000	105	6Bet Ari	2.6450	8900.0	78	34856	No
34	GOM_NL__2PRFIN20081030_034020_000000362073_00233_34856_7929.N1	30-OCT-2008 03:40:20	Bright	35.500	53	43Bet And	2.0480	3300.0	71	34856	No
35	GOM_NL__2PRFIN20081030_034252_000000412073_00233_34856_7930.N1	30-OCT-2008 03:42:52	Bright	40.500	73	57Gam1And	2.2600	13100.	81	34856	No
36	GOM_NL__2PRFIN20081030_034611_000000352073_00233_34856_7931.N1	30-OCT-2008 03:46:11	Bright	34.500	68	18Alp Cas	2.2250	4500.0	69	34856	No
37	GOM_NL__2PRFIN20081030_034724_000000362073_00233_34856_7932.N1	30-OCT-2008 03:47:24	Bright	35.500	76	27Gam Cas	2.3000	30000.	71	34856	No
38	GOM_NL__2PRFIN20081030_035528_000000372073_00233_34856_7933.N1	30-OCT-2008 03:55:28	Bright	36.500	49	1Alp UMi	1.9900	6300.0	73	34856	No
39	GOM_NL__2PRFIN20081030_035913_000000382073_00233_34856_7934.N1	30-OCT-2008 03:59:13	Bright	37.500	60	7Bet UMi	2.0810	3950.0	75	34856	No
40	GOM_NL__2PRFIN20081030_040338_000000392073_00233_34856_7935.N1	30-OCT-2008 04:03:38	Bright	39.000	36	50Alp UMa	1.8000	6300.0	78	34856	No
41	GOM_NL__2PRFIN20081030_040509_000000362073_00233_34856_7936.N1	30-OCT-2008 04:05:09	Bright	36.000	32	77Eps UMa	1.7630	11000.	72	34856	No
42	GOM_NL__2PRFIN20081030_040853_000000382073_00233_34856_7937.N1	30-OCT-2008 04:08:53	Bright	38.000	174	52Psi UMa	3.0040	4400.0	76	34856	No

43	GOM_NL__2PRFIN20081030_041612_000000492073_00233_34856_7938.N1	30-OCT-2008 04:16:12	Bright	49.000	96	68Del Leo	2.5600	9300.0	98	34856	No
44	GOM_NL__2PRFIN20081030_043559_000000422073_00233_34856_7939.N1	30-OCT-2008 04:35:59	Dark	41.500	113	Mu Vel	2.6920	5000.0	83	34856	No
45	GOM_NL__2PRFIN20081030_043821_000000442073_00233_34856_7940.N1	30-OCT-2008 04:38:21	Dark	44.000	65	Lam Vel	2.2040	4400.0	88	34856	No
46	GOM_NL__2PRFIN20081030_044101_000000422073_00234_34857_7939.N1	30-OCT-2008 04:41:01	Dark	42.000	46	Del Vel	1.9540	10600.	84	34857	No
47	GOM_NL__2PRFIN20081030_044223_000000412073_00234_34857_7940.N1	30-OCT-2008 04:42:23	Dark	41.000	41	Eps Car	1.8600	4100.0	82	34857	No
48	GOM_NL__2PRFIN20081030_045754_000000422073_00234_34857_7941.N1	30-OCT-2008 04:57:54	Straylight	42.000	157	The1Eri	2.9060	9300.0	84	34857	No
49	GOM_NL__2PRFIN20081030_051657_000000402073_00234_34857_7942.N1	30-OCT-2008 05:16:57	Bright	39.500	105	6Bet Ari	2.6450	8900.0	79	34857	No
50	GOM_NL__2PRFIN20081030_052056_000000382073_00234_34857_7943.N1	30-OCT-2008 05:20:56	Bright	38.000	53	43Bet And	2.0480	3300.0	76	34857	No
51	GOM_NL__2PRFIN20081030_052328_000000402073_00234_34857_7944.N1	30-OCT-2008 05:23:28	Bright	40.000	73	57Gam1And	2.2600	13100.	80	34857	No
52	GOM_NL__2PRFIN20081030_052647_000000362073_00234_34857_7945.N1	30-OCT-2008 05:26:47	Bright	35.500	68	18Alp Cas	2.2250	4500.0	71	34857	No
53	GOM_NL__2PRFIN20081030_052800_000000362073_00234_34857_7946.N1	30-OCT-2008 05:28:00	Bright	35.500	76	27Gam Cas	2.3000	30000.	71	34857	No
54	GOM_NL__2PRFIN20081030_053604_000000372073_00234_34857_7947.N1	30-OCT-2008 05:36:04	Bright	36.500	49	1Alp UMi	1.9900	6300.0	73	34857	No
55	GOM_NL__2PRFIN20081030_053950_000000352073_00234_34857_7948.N1	30-OCT-2008 05:39:50	Bright	35.000	60	7Bet UMi	2.0810	3950.0	70	34857	No
56	GOM_NL__2PRFIN20081030_054414_000000392073_00234_34857_7949.N1	30-OCT-2008 05:44:14	Bright	38.500	36	50Alp UMa	1.8000	6300.0	77	34857	No
57	GOM_NL__2PRFIN20081030_054545_000000422073_00234_34857_7950.N1	30-OCT-2008 05:45:45	Bright	42.000	32	77Eps UMa	1.7630	11000.	84	34857	No
58	GOM_NL__2PRFIN20081030_054929_000000382073_00234_34857_7951.N1	30-OCT-2008 05:49:29	Bright	37.500	174	52Psi UMa	3.0040	4400.0	75	34857	No
59	GOM_NL__2PRFIN20081030_055648_000000362073_00234_34857_7952.N1	30-OCT-2008 05:56:48	Bright	36.000	96	68Del Leo	2.5600	9300.0	72	34857	No
60	GOM_NL__2PRFIN20081030_061636_000000422073_00234_34857_7953.N1	30-OCT-2008 06:16:36	Dark	41.500	113	Mu Vel	2.6920	5000.0	83	34857	No
61	GOM_NL__2PRFIN20081030_061858_000000582073_00234_34857_7954.N1	30-OCT-2008 06:18:58	Dark	57.500	65	Lam Vel	2.2040	4400.0	115	34857	No
62	GOM_NL__2PRFIN20081030_062138_000000422073_00235_34858_7951.N1	30-OCT-2008 06:21:38	Dark	42.000	46	Del Vel	1.9540	10600.	84	34858	No
63	GOM_NL__2PRFIN20081030_062300_000000512073_00235_34858_7952.N1	30-OCT-2008 06:23:00	Dark	50.500	41	Eps Car	1.8600	4100.0	101	34858	No
64	GOM_NL__2PRFIN20081030_063830_000000422073_00235_34858_7953.N1	30-OCT-2008 06:38:30	Straylight	41.500	157	The1Eri	2.9060	9300.0	83	34858	No
65	GOM_NL__2PRFIN20081030_065733_000000392073_00235_34858_7954.N1	30-OCT-2008 06:57:33	Bright	39.000	105	6Bet Ari	2.6450	8900.0	78	34858	No
66	GOM_NL__2PRFIN20081030_070131_000000382073_00235_34858_7955.N1	30-OCT-2008 07:01:31	Bright	37.500	53	43Bet And	2.0480	3300.0	75	34858	No
67	GOM_NL__2PRFIN20081030_070403_000000402073_00235_34858_7956.N1	30-OCT-2008 07:04:03	Bright	40.000	73	57Gam1And	2.2600	13100.	80	34858	No
68	GOM_NL__2PRFIN20081030_070723_000000362073_00235_34858_7957.N1	30-OCT-2008 07:07:23	Bright	35.500	68	18Alp Cas	2.2250	4500.0	71	34858	No
69	GOM_NL__2PRFIN20081030_070836_000000362073_00235_34858_7958.N1	30-OCT-2008 07:08:36	Bright	35.500	76	27Gam Cas	2.3000	30000.	71	34858	No
70	GOM_NL__2PRFIN20081030_071640_000000362073_00235_34858_7959.N1	30-OCT-2008 07:16:40	Bright	36.000	49	1Alp UMi	1.9900	6300.0	72	34858	No
71	GOM_NL__2PRFIN20081030_072026_000000372073_00235_34858_7960.N1	30-OCT-2008 07:20:26	Bright	36.500	60	7Bet UMi	2.0810	3950.0	73	34858	No
72	GOM_NL__2PRFIN20081030_072450_000000382073_00235_34858_7961.N1	30-OCT-2008 07:24:50	Bright	38.000	36	50Alp UMa	1.8000	6300.0	76	34858	No
73	GOM_NL__2PRFIN20081030_072621_000000522073_00235_34858_7962.N1	30-OCT-2008 07:26:21	Bright	52.000	32	77Eps UMa	1.7630	11000.	104	34858	No
74	GOM_NL__2PRFIN20081030_073005_000000562073_00235_34858_7963.N1	30-OCT-2008 07:30:05	Bright	56.000	174	52Psi UMa	3.0040	4400.0	112	34858	No
75	GOM_NL__2PRFIN20081030_073724_000000372073_00235_34858_7964.N1	30-OCT-2008 07:37:24	Bright	36.500	96	68Del Leo	2.5600	9300.0	73	34858	No
76	GOM_NL__2PRFIN20081030_075712_000000442073_00235_34858_7965.N1	30-OCT-2008 07:57:12	Dark	43.500	113	Mu Vel	2.6920	5000.0	87	34858	No
77	GOM_NL__2PRFIN20081030_075935_000000592073_00235_34858_7966.N1	30-OCT-2008 07:59:35	Dark	58.500	65	Lam Vel	2.2040	4400.0	117	34858	No
78	GOM_NL__2PRFIN20081030_080214_000000422073_00236_34859_7973.N1	30-OCT-2008 08:02:14	Dark	42.000	46	Del Vel	1.9540	10600.	84	34859	No
79	GOM_NL__2PRFIN20081030_080336_000000542073_00236_34859_7974.N1	30-OCT-2008 08:03:36	Dark	53.500	41	Eps Car	1.8600	4100.0	107	34859	No
80	GOM_NL__2PRFIN20081030_081906_000000422073_00236_34859_7975.N1	30-OCT-2008 08:19:06	Straylight	41.500	157	The1Eri	2.9060	9300.0	83	34859	No
81	GOM_NL__2PRFIN20081030_083809_000000392073_00236_34859_7976.N1	30-OCT-2008 08:38:09	Bright	39.000	105	6Bet Ari	2.6450	8900.0	78	34859	No
82	GOM_NL__2PRFIN20081030_084207_000000362073_00236_34859_7977.N1	30-OCT-2008 08:42:07	Bright	35.500	53	43Bet And	2.0480	3300.0	71	34859	No
83	GOM_NL__2PRFIN20081030_084439_000000392073_00236_34859_7978.N1	30-OCT-2008 08:44:39	Bright	38.500	73	57Gam1And	2.2600	13100.	77	34859	No
84	GOM_NL__2PRFIN20081030_084759_000000362073_00236_34859_7979.N1	30-OCT-2008 08:47:59	Bright	36.000	68	18Alp Cas	2.2250	4500.0	72	34859	No
85	GOM_NL__2PRFIN20081030_084912_000000352073_00236_34859_7980.N1	30-OCT-2008 08:49:12	Bright	35.000	76	27Gam Cas	2.3000	30000.	70	34859	No
86	GOM_NL__2PRFIN20081030_085716_000000372073_00236_34859_7981.N1	30-OCT-2008 08:57:16	Bright	36.500	49	1Alp UMi	1.9900	6300.0	73	34859	No
87	GOM_NL__2PRFIN20081030_090102_000000372073_00236_34859_7982.N1	30-OCT-2008 09:01:02	Bright	36.500	60	7Bet UMi	2.0810	3950.0	73	34859	No
88	GOM_NL__2PRFIN20081030_090526_000000392073_00236_34859_7983.N1	30-OCT-2008 09:05:26	Bright	39.000	36	50Alp UMa	1.8000	6300.0	78	34859	No
89	GOM_NL__2PRFIN20081030_090657_000000362073_00236_34859_7984.N1	30-OCT-2008 09:06:57	Bright	36.000	32	77Eps UMa	1.7630	11000.	72	34859	No
90	GOM_NL__2PRFIN20081030_091041_000000372073_00236_34859_7985.N1	30-OCT-2008 09:10:41	Bright	37.000	174	52Psi UMa	3.0040	4400.0	74	34859	No
91	GOM_NL__2PRFIN20081030_091800_000000372073_00236_34859_7986.N1	30-OCT-2008 09:18:00	Bright	36.500	96	68Del Leo	2.5600	9300.0	73	34859	No
92	GOM_NL__2PRFIN20081030_093748_000000432073_00236_34859_7987.N1	30-OCT-2008 09:37:48	Dark	42.500	113	Mu Vel	2.6920	5000.0	85	34859	No
93	GOM_NL__2PRFIN20081030_094012_000000522073_00236_34859_7988.N1	30-OCT-2008 09:40:12	Dark	52.000	65	Lam Vel	2.2040	4400.0	104	34859	No
94	GOM_NL__2PRFIN20081030_094251_000000402073_00237_34860_7987.N1	30-OCT-2008 09:42:51	Dark	39.500	46	Del Vel	1.9540	10600.	79	34860	No
95	GOM_NL__2PRFIN20081030_094413_000000512073_00237_34860_7988.N1	30-OCT-2008 09:44:13	Dark	50.500	41	Eps Car	1.8600	4100.0	101	34860	No
96	GOM_NL__2PRFIN20081030_095942_000000402073_00237_34860_7989.N1	30-OCT-2008 09:59:42	Straylight	39.500	157	The1Eri	2.9060	9300.0	79	34860	No
97	GOM_NL__2PRFIN20081030_101845_000000382073_00237_34860_7990.N1	30-OCT-2008 10:18:45	Bright	38.000	105	6Bet Ari	2.6450	8900.0	76	34860	No
98	GOM_NL__2PRFIN20081030_102243_000000382073_00237_34860_7991.N1	30-OCT-2008 10:22:43	Bright	37.500	53	43Bet And	2.0480	3300.0	75	34860	No
99	GOM_NL__2PRFIN20081030_102514_000000412073_00237_34860_7992.N1	30-OCT-2008 10:25:14	Bright	41.000	73	57Gam1And	2.2600	13100.	82	34860	No
100	GOM_NL__2PRFIN20081030_102835_000000382073_00237_34860_7993.N1	30-OCT-2008 10:28:35	Bright	38.000	68	18Alp Cas	2.2250	4500.0	76	34860	No
101	GOM_NL__2PRFIN20081030_102947_000000352073_00237_34860_7994.N1	30-OCT-2008 10:29:47	Bright	35.000	76	27Gam Cas	2.3000	30000.	70	34860	No

102	GOM_NL__2PRFIN20081030_103751_000000362073_00237_34860_7995.N1	30-OCT-2008 10:37:51	Bright	35.500	49	1Alp UMi	1.9900	6300.0	71	34860	No
103	GOM_NL__2PRFIN20081030_104138_000000372073_00237_34860_7996.N1	30-OCT-2008 10:41:38	Bright	36.500	60	7Bet UMi	2.0810	3950.0	73	34860	No
104	GOM_NL__2PRFIN20081030_104601_000000372073_00237_34860_7997.N1	30-OCT-2008 10:46:01	Bright	36.500	36	50Alp UMa	1.8000	6300.0	73	34860	No
105	GOM_NL__2PRFIN20081030_104733_000000362073_00237_34860_7998.N1	30-OCT-2008 10:47:33	Bright	36.000	32	77Eps UMa	1.7630	11000.	72	34860	No
106	GOM_NL__2PRFIN20081030_105117_000000372073_00237_34860_7999.N1	30-OCT-2008 10:51:17	Bright	37.000	174	52Psi UMa	3.0040	4400.0	74	34860	No
107	GOM_NL__2PRFIN20081030_105836_000000372073_00237_34860_8000.N1	30-OCT-2008 10:58:36	Bright	36.500	96	68Del Leo	2.5600	9300.0	73	34860	No
108	GOM_NL__2PRFIN20081030_111824_000000392073_00237_34860_8001.N1	30-OCT-2008 11:18:24	Dark	39.000	113	Mu Vel	2.6920	5000.0	78	34860	No
109	GOM_NL__2PRFIN20081030_112048_000000472073_00237_34860_8002.N1	30-OCT-2008 11:20:48	Dark	47.000	65	Lam Vel	2.2040	4400.0	94	34860	No
110	GOM_NL__2PRFIN20081030_112327_000000402073_00238_34861_8000.N1	30-OCT-2008 11:23:27	Dark	40.000	46	Del Vel	1.9540	10600.	80	34861	No
111	GOM_NL__2PRFIN20081030_112449_000000412073_00238_34861_8001.N1	30-OCT-2008 11:24:49	Dark	40.500	41	Eps Car	1.8600	4100.0	81	34861	No
112	GOM_NL__2PRFIN20081030_114019_000000402073_00238_34861_8002.N1	30-OCT-2008 11:40:19	Straylight	39.500	157	The1Eri	2.9060	9300.0	79	34861	No
113	GOM_NL__2PRFIN20081030_115920_000000392073_00238_34861_8003.N1	30-OCT-2008 11:59:20	Bright	38.500	105	6Bet Ari	2.6450	8900.0	77	34861	No
114	GOM_NL__2PRFIN20081030_120319_000000382073_00238_34861_8004.N1	30-OCT-2008 12:03:19	Bright	37.500	53	43Bet And	2.0480	3300.0	75	34861	No
115	GOM_NL__2PRFIN20081030_120550_000000402073_00238_34861_8005.N1	30-OCT-2008 12:05:50	Bright	40.000	73	57Gam1And	2.2600	13100.	80	34861	No
116	GOM_NL__2PRFIN20081030_120911_000000372073_00238_34861_8006.N1	30-OCT-2008 12:09:11	Bright	36.500	68	18Alp Cas	2.2250	4500.0	73	34861	No
117	GOM_NL__2PRFIN20081030_121023_000000362073_00238_34861_8007.N1	30-OCT-2008 12:10:23	Bright	36.000	76	27Gam Cas	2.3000	30000.	72	34861	No
118	GOM_NL__2PRFIN20081030_121827_000000362073_00238_34861_8008.N1	30-OCT-2008 12:18:27	Bright	35.500	49	1Alp UMi	1.9900	6300.0	71	34861	No
119	GOM_NL__2PRFIN20081030_122214_000000382073_00238_34861_8009.N1	30-OCT-2008 12:22:14	Bright	37.500	60	7Bet UMi	2.0810	3950.0	75	34861	No
120	GOM_NL__2PRFIN20081030_122637_000000362073_00238_34861_8010.N1	30-OCT-2008 12:26:37	Bright	36.000	36	50Alp UMa	1.8000	6300.0	72	34861	No
121	GOM_NL__2PRFIN20081030_122809_000000362073_00238_34861_8011.N1	30-OCT-2008 12:28:09	Bright	35.500	32	77Eps UMa	1.7630	11000.	71	34861	No
122	GOM_NL__2PRFIN20081030_123153_000000402073_00238_34861_8012.N1	30-OCT-2008 12:31:53	Bright	39.500	174	52Psi UMa	3.0040	4400.0	79	34861	No
123	GOM_NL__2PRFIN20081030_123912_000000382073_00238_34861_8013.N1	30-OCT-2008 12:39:12	Bright	37.500	96	68Del Leo	2.5600	9300.0	75	34861	No
124	GOM_NL__2PRFIN20081030_125901_000000382073_00238_34861_8014.N1	30-OCT-2008 12:59:01	Dark	37.500	113	Mu Vel	2.6920	5000.0	75	34861	No
125	GOM_NL__2PRFIN20081030_130125_000000562073_00238_34861_8015.N1	30-OCT-2008 13:01:25	Dark	55.500	65	Lam Vel	2.2040	4400.0	111	34861	No
126	GOM_NL__2PRFIN20081030_130404_000000422073_00239_34862_8010.N1	30-OCT-2008 13:04:04	Dark	42.000	46	Del Vel	1.9540	10600.	84	34862	No
127	GOM_NL__2PRFIN20081030_130526_000000412073_00239_34862_8011.N1	30-OCT-2008 13:05:26	Dark	41.000	41	Eps Car	1.8600	4100.0	82	34862	No
128	GOM_NL__2PRFIN20081030_132055_000000412073_00239_34862_8012.N1	30-OCT-2008 13:20:55	Straylight	41.000	157	The1Eri	2.9060	9300.0	82	34862	No
129	GOM_NL__2PRFIN20081030_133956_000000392073_00239_34862_8013.N1	30-OCT-2008 13:39:56	Bright	39.000	105	6Bet Ari	2.6450	8900.0	78	34862	No
130	GOM_NL__2PRFIN20081030_134355_000000382073_00239_34862_8014.N1	30-OCT-2008 13:43:55	Bright	38.000	53	43Bet And	2.0480	3300.0	76	34862	No
131	GOM_NL__2PRFIN20081030_134626_000000402073_00239_34862_8015.N1	30-OCT-2008 13:46:26	Bright	39.500	73	57Gam1And	2.2600	13100.	79	34862	No
132	GOM_NL__2PRFIN20081030_134947_000000372073_00239_34862_8016.N1	30-OCT-2008 13:49:47	Bright	36.500	68	18Alp Cas	2.2250	4500.0	73	34862	No
133	GOM_NL__2PRFIN20081030_135059_000000362073_00239_34862_8017.N1	30-OCT-2008 13:50:59	Bright	35.500	76	27Gam Cas	2.3000	30000.	71	34862	No
134	GOM_NL__2PRFIN20081030_135903_000000342073_00239_34862_8018.N1	30-OCT-2008 13:59:03	Bright	34.000	49	1Alp UMi	1.9900	6300.0	68	34862	No
135	GOM_NL__2PRFIN20081030_140250_000000322073_00239_34862_8019.N1	30-OCT-2008 14:02:50	Bright	31.500	60	7Bet UMi	2.0810	3950.0	63	34862	No
136	GOM_NL__2PRFIN20081030_140713_000000382073_00239_34862_8020.N1	30-OCT-2008 14:07:13	Bright	37.500	36	50Alp UMa	1.8000	6300.0	75	34862	No
137	GOM_NL__2PRFIN20081030_140845_000000362073_00239_34862_8021.N1	30-OCT-2008 14:08:45	Bright	36.000	32	77Eps UMa	1.7630	11000.	72	34862	No
138	GOM_NL__2PRFIN20081030_141229_000000392073_00239_34862_8022.N1	30-OCT-2008 14:12:29	Bright	38.500	174	52Psi UMa	3.0040	4400.0	77	34862	No
139	GOM_NL__2PRFIN20081030_141948_000000442073_00239_34862_8023.N1	30-OCT-2008 14:19:48	Bright	43.500	96	68Del Leo	2.5600	9300.0	87	34862	No
140	GOM_NL__2PRFIN20081030_143937_000000402073_00239_34862_8024.N1	30-OCT-2008 14:39:37	Dark	39.500	113	Mu Vel	2.6920	5000.0	79	34862	No
141	GOM_NL__2PRFIN20081030_144202_000000532073_00239_34862_8025.N1	30-OCT-2008 14:42:02	Dark	53.000	65	Lam Vel	2.2040	4400.0	106	34862	No
142	GOM_NL__2PRFIN20081030_144440_000000412073_00240_34863_8023.N1	30-OCT-2008 14:44:40	Dark	40.500	46	Del Vel	1.9540	10600.	81	34863	No
143	GOM_NL__2PRFIN20081030_144602_000000402073_00240_34863_8024.N1	30-OCT-2008 14:46:02	Dark	40.000	41	Eps Car	1.8600	4100.0	80	34863	No
144	GOM_NL__2PRFIN20081030_150131_000000412073_00240_34863_8025.N1	30-OCT-2008 15:01:31	Straylight	40.500	157	The1Eri	2.9060	9300.0	81	34863	No
145	GOM_NL__2PRFIN20081030_152032_000000402073_00240_34863_8026.N1	30-OCT-2008 15:20:32	Bright	40.000	105	6Bet Ari	2.6450	8900.0	80	34863	No
146	GOM_NL__2PRFIN20081030_152431_000000362073_00240_34863_8027.N1	30-OCT-2008 15:24:31	Bright	36.000	53	43Bet And	2.0480	3300.0	72	34863	No
147	GOM_NL__2PRFIN20081030_152701_000000402073_00240_34863_8028.N1	30-OCT-2008 15:27:01	Bright	40.000	73	57Gam1And	2.2600	13100.	80	34863	No
148	GOM_NL__2PRFIN20081030_153023_000000372073_00240_34863_8029.N1	30-OCT-2008 15:30:23	Bright	37.000	68	18Alp Cas	2.2250	4500.0	74	34863	No
149	GOM_NL__2PRFIN20081030_153135_000000362073_00240_34863_8030.N1	30-OCT-2008 15:31:35	Bright	36.000	76	27Gam Cas	2.3000	30000.	72	34863	No
150	GOM_NL__2PRFIN20081030_153939_000000352073_00240_34863_8031.N1	30-OCT-2008 15:39:39	Bright	35.000	49	1Alp UMi	1.9900	6300.0	70	34863	No
151	GOM_NL__2PRFIN20081030_154326_000000362073_00240_34863_8032.N1	30-OCT-2008 15:43:26	Bright	36.000	60	7Bet UMi	2.0810	3950.0	72	34863	No
152	GOM_NL__2PRFIN20081030_154749_000000392073_00240_34863_8033.N1	30-OCT-2008 15:47:49	Bright	38.500	36	50Alp UMa	1.8000	6300.0	77	34863	No
153	GOM_NL__2PRFIN20081030_154921_000000372073_00240_34863_8034.N1	30-OCT-2008 15:49:21	Bright	36.500	32	77Eps UMa	1.7630	11000.	73	34863	No
154	GOM_NL__2PRFIN20081030_155305_000000562073_00240_34863_8035.N1	30-OCT-2008 15:53:05	Bright	56.000	174	52Psi UMa	3.0040	4400.0	112	34863	No
155	GOM_NL__2PRFIN20081030_160025_000000382073_00240_34863_8036.N1	30-OCT-2008 16:00:25	Bright	38.000	96	68Del Leo	2.5600	9300.0	76	34863	No
156	GOM_NL__2PRFIN20081030_162013_000000392073_00240_34863_8037.N1	30-OCT-2008 16:20:13	Dark	38.500	113	Mu Vel	2.6920	5000.0	77	34863	No
157	GOM_NL__2PRFIN20081030_162239_000000542073_00240_34863_8038.N1	30-OCT-2008 16:22:39	Dark	54.000	65	Lam Vel	2.2040	4400.0	108	34863	No
158	GOM_NL__2PRFIN20081030_162517_000000422073_00241_34864_8043.N1	30-OCT-2008 16:25:17	Dark	41.500	46	Del Vel	1.9540	10600.	83	34864	No
159	GOM_NL__2PRFIN20081030_162639_000000532073_00241_34864_8044.N1	30-OCT-2008 16:26:39	Dark	53.000	41	Eps Car	1.8600	4100.0	106	34864	No
160	GOM_NL__2PRFIN20081030_164207_000000422073_00241_34864_8045.N1	30-OCT-2008 16:42:07	Straylight	41.500	157	The1Eri	2.9060	9300.0	83	34864	No

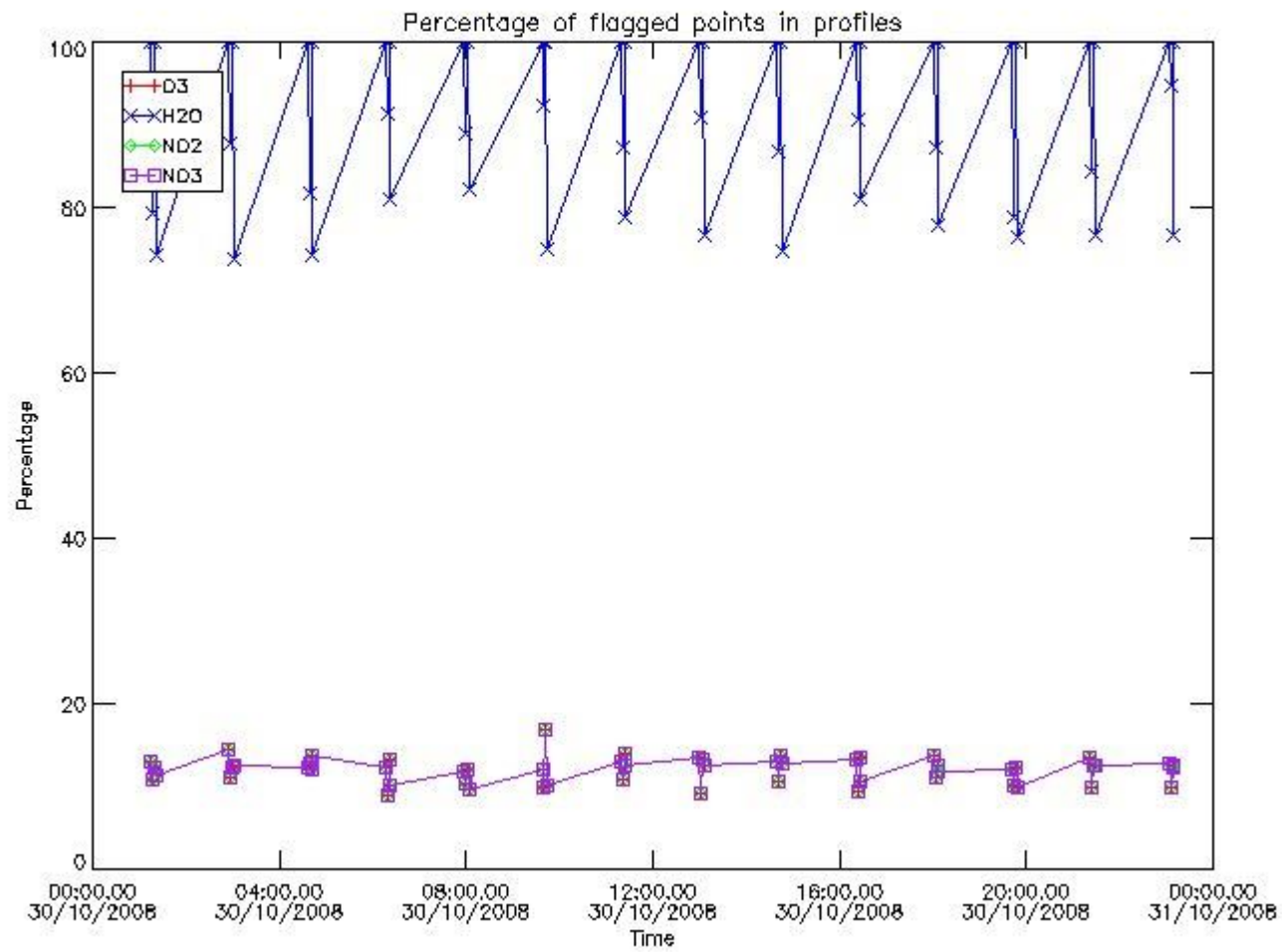
161	GOM_NL__2PRFIN20081030_170107_000000402073_00241_34864_8046.N1	30-OCT-2008 17:01:07	Bright	39.500	105	6Bet Ari	2.6450	8900.0	79	34864	No
162	GOM_NL__2PRFIN20081030_170507_000000382073_00241_34864_8047.N1	30-OCT-2008 17:05:07	Bright	38.000	53	43Bet And	2.0480	3300.0	76	34864	No
163	GOM_NL__2PRFIN20081030_170737_000000402073_00241_34864_8048.N1	30-OCT-2008 17:07:37	Bright	39.500	73	57Gam1And	2.2600	13100.	79	34864	No
164	GOM_NL__2PRFIN20081030_171059_000000372073_00241_34864_8049.N1	30-OCT-2008 17:10:59	Bright	36.500	68	18Alp Cas	2.2250	4500.0	73	34864	No
165	GOM_NL__2PRFIN20081030_171211_000000362073_00241_34864_8050.N1	30-OCT-2008 17:12:11	Bright	36.000	76	27Gam Cas	2.3000	30000.	72	34864	No
166	GOM_NL__2PRFIN20081030_172015_000000372073_00241_34864_8051.N1	30-OCT-2008 17:20:15	Bright	36.500	49	1Alp UMi	1.9900	6300.0	73	34864	No
167	GOM_NL__2PRFIN20081030_172402_000000372073_00241_34864_8052.N1	30-OCT-2008 17:24:02	Bright	37.000	60	7Bet UMi	2.0810	3950.0	74	34864	No
168	GOM_NL__2PRFIN20081030_172825_000000412073_00241_34864_8053.N1	30-OCT-2008 17:28:25	Bright	40.500	36	50Alp UMa	1.8000	6300.0	81	34864	No
169	GOM_NL__2PRFIN20081030_172957_000000352073_00241_34864_8054.N1	30-OCT-2008 17:29:57	Bright	35.000	32	77Eps UMa	1.7630	11000.	70	34864	No
170	GOM_NL__2PRFIN20081030_173341_000000382073_00241_34864_8055.N1	30-OCT-2008 17:33:41	Bright	38.000	174	52Psi UMa	3.0040	4400.0	76	34864	No
171	GOM_NL__2PRFIN20081030_174101_000000572073_00241_34864_8056.N1	30-OCT-2008 17:41:01	Bright	57.000	96	68Del Leo	2.5600	9300.0	114	34864	No
172	GOM_NL__2PRFIN20081030_180050_000000372073_00241_34864_8057.N1	30-OCT-2008 18:00:50	Dark	37.000	113	Mu Vel	2.6920	5000.0	74	34864	No
173	GOM_NL__2PRFIN20081030_180316_000000552073_00241_34864_8058.N1	30-OCT-2008 18:03:16	Dark	55.000	65	Lam Vel	2.2040	4400.0	110	34864	No
174	GOM_NL__2PRFIN20081030_180554_000000412073_00242_34865_8060.N1	30-OCT-2008 18:05:54	Dark	41.000	46	Del Vel	1.9540	10600.	82	34865	No
175	GOM_NL__2PRFIN20081030_180715_000000442073_00242_34865_8061.N1	30-OCT-2008 18:07:15	Dark	43.500	41	Eps Car	1.8600	4100.0	87	34865	No
176	GOM_NL__2PRFIN20081030_182244_000000422073_00242_34865_8062.N1	30-OCT-2008 18:22:44	Straylight	41.500	157	The1Eri	2.9060	9300.0	83	34865	No
177	GOM_NL__2PRFIN20081030_184143_000000392073_00242_34865_8063.N1	30-OCT-2008 18:41:43	Bright	39.000	105	6Bet Ari	2.6450	8900.0	78	34865	No
178	GOM_NL__2PRFIN20081030_184542_000000372073_00242_34865_8064.N1	30-OCT-2008 18:45:42	Bright	36.500	53	43Bet And	2.0480	3300.0	73	34865	No
179	GOM_NL__2PRFIN20081030_184812_000000422073_00242_34865_8065.N1	30-OCT-2008 18:48:12	Bright	42.000	73	57Gam1And	2.2600	13100.	84	34865	No
180	GOM_NL__2PRFIN20081030_185135_000000522073_00242_34865_8066.N1	30-OCT-2008 18:51:35	Bright	52.000	68	18Alp Cas	2.2250	4500.0	104	34865	No
181	GOM_NL__2PRFIN20081030_185247_000000372073_00242_34865_8067.N1	30-OCT-2008 18:52:47	Bright	36.500	76	27Gam Cas	2.3000	30000.	73	34865	No
182	GOM_NL__2PRFIN20081030_190051_000000362073_00242_34865_8068.N1	30-OCT-2008 19:00:51	Bright	36.000	49	1Alp UMi	1.9900	6300.0	72	34865	No
183	GOM_NL__2PRFIN20081030_190438_000000372073_00242_34865_8069.N1	30-OCT-2008 19:04:38	Bright	37.000	60	7Bet UMi	2.0810	3950.0	74	34865	No
184	GOM_NL__2PRFIN20081030_190901_000000402073_00242_34865_8070.N1	30-OCT-2008 19:09:01	Bright	40.000	36	50Alp UMa	1.8000	6300.0	80	34865	No
185	GOM_NL__2PRFIN20081030_191033_000000352073_00242_34865_8071.N1	30-OCT-2008 19:10:33	Bright	34.500	32	77Eps UMa	1.7630	11000.	69	34865	No
186	GOM_NL__2PRFIN20081030_191417_000000432073_00242_34865_8072.N1	30-OCT-2008 19:14:17	Bright	42.500	174	52Psi UMa	3.0040	4400.0	85	34865	No
187	GOM_NL__2PRFIN20081030_192137_000000372073_00242_34865_8073.N1	30-OCT-2008 19:21:37	Bright	37.000	96	68Del Leo	2.5600	9300.0	74	34865	No
188	GOM_NL__2PRFIN20081030_194126_000000422073_00242_34865_8074.N1	30-OCT-2008 19:41:26	Dark	42.000	113	Mu Vel	2.6920	5000.0	84	34865	No
189	GOM_NL__2PRFIN20081030_194352_000000502073_00242_34865_8075.N1	30-OCT-2008 19:43:52	Dark	50.000	65	Lam Vel	2.2040	4400.0	100	34865	No
190	GOM_NL__2PRFIN20081030_194630_000000422073_00243_34866_8073.N1	30-OCT-2008 19:46:30	Dark	41.500	46	Del Vel	1.9540	10600.	83	34866	No
191	GOM_NL__2PRFIN20081030_194752_000000522073_00243_34866_8074.N1	30-OCT-2008 19:47:52	Dark	51.500	41	Eps Car	1.8600	4100.0	103	34866	No
192	GOM_NL__2PRFIN20081030_200320_000000392073_00243_34866_8075.N1	30-OCT-2008 20:03:20	Straylight	39.000	157	The1Eri	2.9060	9300.0	78	34866	No
193	GOM_NL__2PRFIN20081030_202219_000000382073_00243_34866_8076.N1	30-OCT-2008 20:22:19	Bright	38.000	105	6Bet Ari	2.6450	8900.0	76	34866	No
194	GOM_NL__2PRFIN20081030_202618_000000372073_00243_34866_8077.N1	30-OCT-2008 20:26:18	Bright	37.000	53	43Bet And	2.0480	3300.0	74	34866	No
195	GOM_NL__2PRFIN20081030_202848_000000392073_00243_34866_8078.N1	30-OCT-2008 20:28:48	Bright	39.000	73	57Gam1And	2.2600	13100.	78	34866	No
196	GOM_NL__2PRFIN20081030_203211_000000352073_00243_34866_8079.N1	30-OCT-2008 20:32:11	Bright	35.000	68	18Alp Cas	2.2250	4500.0	70	34866	No
197	GOM_NL__2PRFIN20081030_203323_000000352073_00243_34866_8080.N1	30-OCT-2008 20:33:23	Bright	35.000	76	27Gam Cas	2.3000	30000.	70	34866	No
198	GOM_NL__2PRFIN20081030_204127_000000362073_00243_34866_8081.N1	30-OCT-2008 20:41:27	Bright	36.000	49	1Alp UMi	1.9900	6300.0	72	34866	No
199	GOM_NL__2PRFIN20081030_204514_000000362073_00243_34866_8082.N1	30-OCT-2008 20:45:14	Bright	36.000	60	7Bet UMi	2.0810	3950.0	72	34866	No
200	GOM_NL__2PRFIN20081030_204937_000000372073_00243_34866_8083.N1	30-OCT-2008 20:49:37	Bright	36.500	36	50Alp UMa	1.8000	6300.0	73	34866	No
201	GOM_NL__2PRFIN20081030_205109_000000352073_00243_34866_8084.N1	30-OCT-2008 20:51:09	Bright	35.000	32	77Eps UMa	1.7630	11000.	70	34866	No
202	GOM_NL__2PRFIN20081030_205453_000000372073_00243_34866_8085.N1	30-OCT-2008 20:54:53	Bright	37.000	174	52Psi UMa	3.0040	4400.0	74	34866	No
203	GOM_NL__2PRFIN20081030_210213_000000372073_00243_34866_8086.N1	30-OCT-2008 21:02:13	Bright	37.000	96	68Del Leo	2.5600	9300.0	74	34866	No
204	GOM_NL__2PRFIN20081030_212202_000000382073_00243_34866_8087.N1	30-OCT-2008 21:22:02	Dark	37.500	113	Mu Vel	2.6920	5000.0	75	34866	No
205	GOM_NL__2PRFIN20081030_212429_000000522073_00243_34866_8088.N1	30-OCT-2008 21:24:29	Dark	51.500	65	Lam Vel	2.2040	4400.0	103	34866	No
206	GOM_NL__2PRFIN20081030_212707_000000412073_00244_34867_8086.N1	30-OCT-2008 21:27:07	Dark	41.000	46	Del Vel	1.9540	10600.	82	34867	No
207	GOM_NL__2PRFIN20081030_212828_000000412073_00244_34867_8087.N1	30-OCT-2008 21:28:28	Dark	41.000	41	Eps Car	1.8600	4100.0	82	34867	No
208	GOM_NL__2PRFIN20081030_214356_000000412073_00244_34867_8088.N1	30-OCT-2008 21:43:56	Straylight	41.000	157	The1Eri	2.9060	9300.0	82	34867	No
209	GOM_NL__2PRFIN20081030_220255_000000392073_00244_34867_8089.N1	30-OCT-2008 22:02:55	Bright	39.000	105	6Bet Ari	2.6450	8900.0	78	34867	No
210	GOM_NL__2PRFIN20081030_220654_000000362073_00244_34867_8090.N1	30-OCT-2008 22:06:54	Bright	35.500	53	43Bet And	2.0480	3300.0	71	34867	No
211	GOM_NL__2PRFIN20081030_220924_000000402073_00244_34867_8091.N1	30-OCT-2008 22:09:24	Bright	39.500	73	57Gam1And	2.2600	13100.	79	34867	No
212	GOM_NL__2PRFIN20081030_221247_000000362073_00244_34867_8092.N1	30-OCT-2008 22:12:47	Bright	35.500	68	18Alp Cas	2.2250	4500.0	71	34867	No
213	GOM_NL__2PRFIN20081030_221358_000000362073_00244_34867_8093.N1	30-OCT-2008 22:13:58	Bright	35.500	76	27Gam Cas	2.3000	30000.	71	34867	No
214	GOM_NL__2PRFIN20081030_222203_000000352073_00244_34867_8094.N1	30-OCT-2008 22:22:03	Bright	35.000	49	1Alp UMi	1.9900	6300.0	70	34867	No
215	GOM_NL__2PRFIN20081030_222550_000000362073_00244_34867_8095.N1	30-OCT-2008 22:25:50	Bright	35.500	60	7Bet UMi	2.0810	3950.0	71	34867	No
216	GOM_NL__2PRFIN20081030_223012_000000392073_00244_34867_8096.N1	30-OCT-2008 22:30:12	Bright	39.000	36	50Alp UMa	1.8000	6300.0	78	34867	No
217	GOM_NL__2PRFIN20081030_223145_000000362073_00244_34867_8097.N1	30-OCT-2008 22:31:45	Bright	36.000	32	77Eps UMa	1.7630	11000.	72	34867	No
218	GOM_NL__2PRFIN20081030_223528_000000562073_00244_34867_8098.N1	30-OCT-2008 22:35:28	Bright	56.000	174	52Psi UMa	3.0040	4400.0	112	34867	No
219	GOM_NL__2PRFIN20081030_224249_000000382073_00244_34867_8099.N1	30-OCT-2008 22:42:49	Bright	37.500	96	68Del Leo	2.5600	9300.0	75	34867	No

220	GOM_NL__2PRFIN20081030_230239_000000402073_00244_34867_8100.N1	30-OCT-2008 23:02:39	Dark	40.000	113	Mu Vel	2.6920	5000.0	80	34867	No
221	GOM_NL__2PRFIN20081030_230506_000000572073_00244_34867_8101.N1	30-OCT-2008 23:05:06	Dark	57.000	65	Lam Vel	2.2040	4400.0	114	34867	No
222	GOM_NL__2PRFIN20081030_230743_000000422073_00245_34868_8096.N1	30-OCT-2008 23:07:43	Dark	41.500	46	Del Vel	1.9540	10600.	83	34868	No
223	GOM_NL__2PRFIN20081030_230905_000000412073_00245_34868_8097.N1	30-OCT-2008 23:09:05	Dark	41.000	41	Eps Car	1.8600	4100.0	82	34868	No
224	GOM_NL__2PRFIN20081030_232432_000000412073_00245_34868_8098.N1	30-OCT-2008 23:24:32	Straylight	41.000	157	The1Eri	2.9060	9300.0	82	34868	No
225	GOM_NL__2PRFIN20081030_234330_000000392073_00245_34868_8099.N1	30-OCT-2008 23:43:30	Bright	39.000	105	6Bet Ari	2.6450	8900.0	78	34868	No
226	GOM_NL__2PRFIN20081030_234730_000000372073_00245_34868_8100.N1	30-OCT-2008 23:47:30	Bright	37.000	53	43Bet And	2.0480	3300.0	74	34868	No
227	GOM_NL__2PRFIN20081030_234959_000000412073_00245_34868_8101.N1	30-OCT-2008 23:49:59	Bright	40.500	73	57Gam1And	2.2600	13100.	81	34868	No
228	GOM_NL__2PRFIN20081030_235322_000000362073_00245_34868_8102.N1	30-OCT-2008 23:53:22	Bright	36.000	68	18Alp Cas	2.2250	4500.0	72	34868	No
229	GOM_NL__2PRFIN20081030_235434_000000352073_00245_34868_8103.N1	30-OCT-2008 23:54:34	Bright	34.500	76	27Gam Cas	2.3000	30000.	69	34868	No

3. Quality information per product

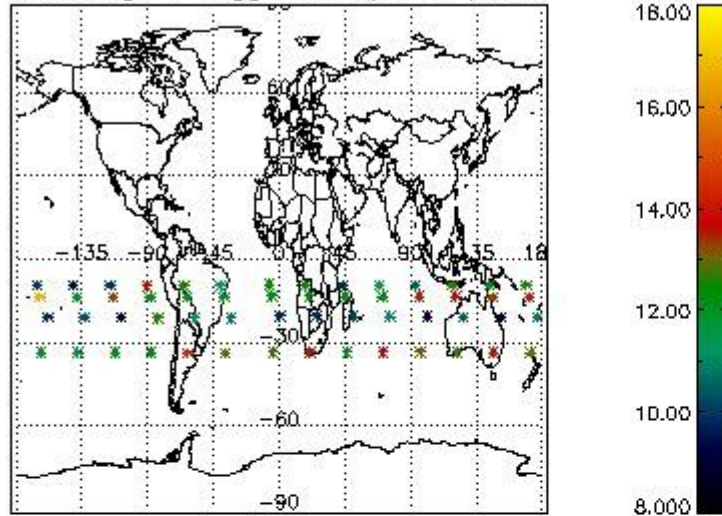
In this section it is plotted some information contained in the Quality Summary data set of the level 2 products. Only products in dark limb conditions and without errors (error flag in the MPH set to "0") are used.

3.1 Plot quality information per product (time dependant)

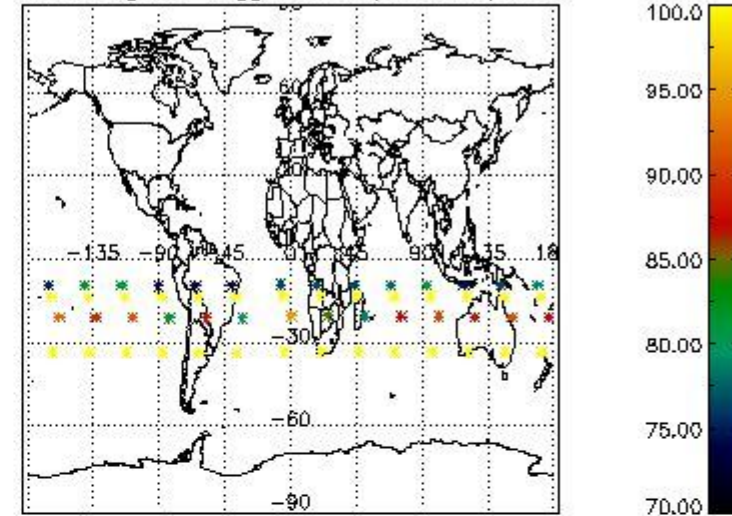


3.2 Plot quality information per product (world map)

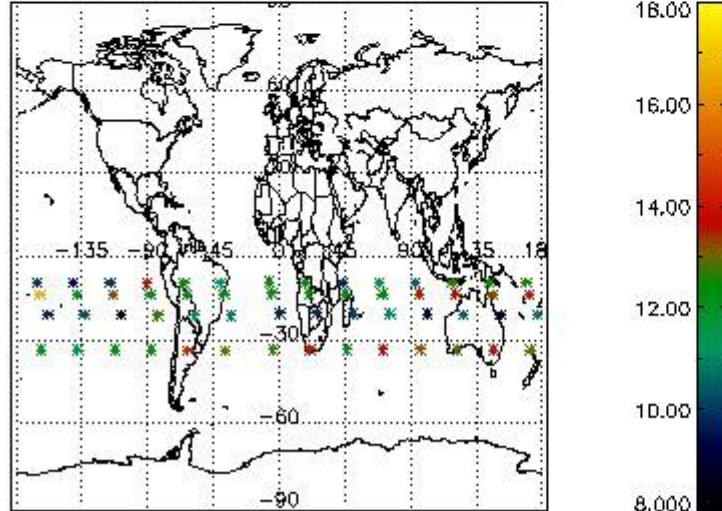
Percentage of flagged data per O3 profile



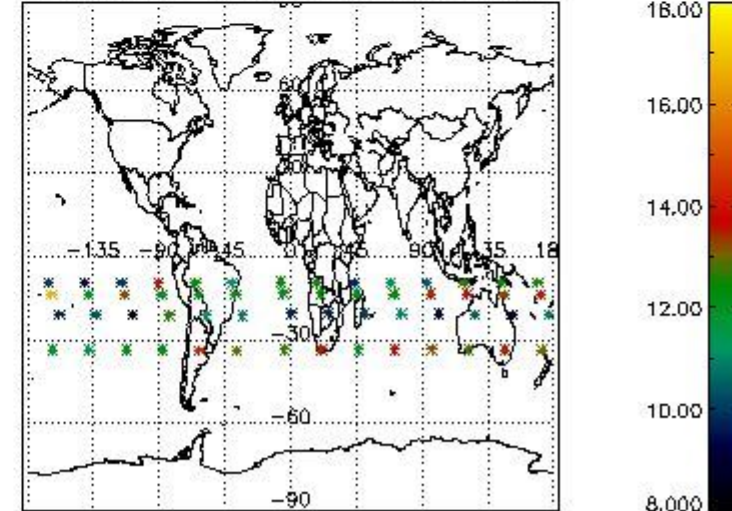
Percentage of flagged data per H2O profile



Percentage of flagged data per NO2 profile



Percentage of flagged data per NO3 profile

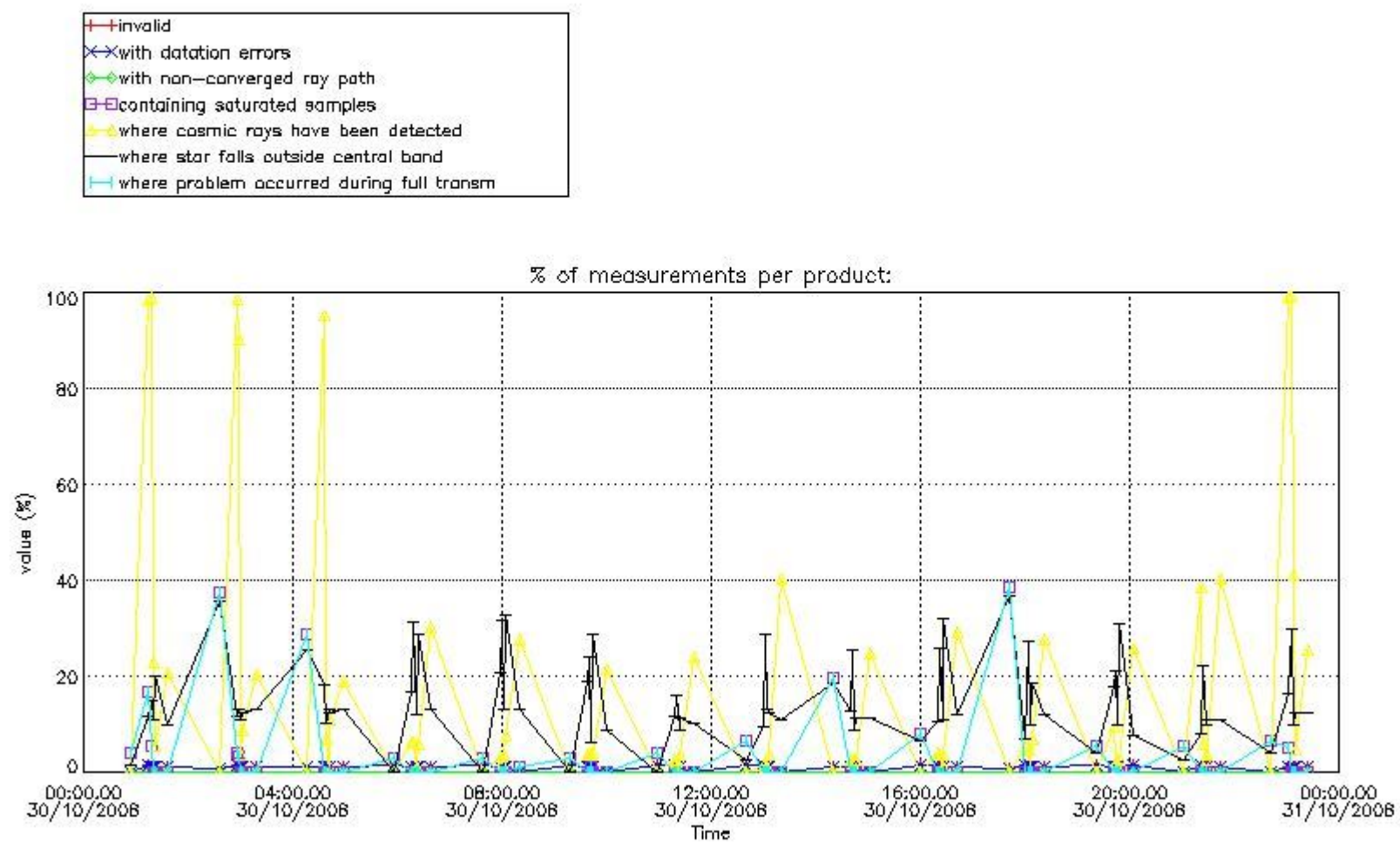


4. Level 1 quality information per product

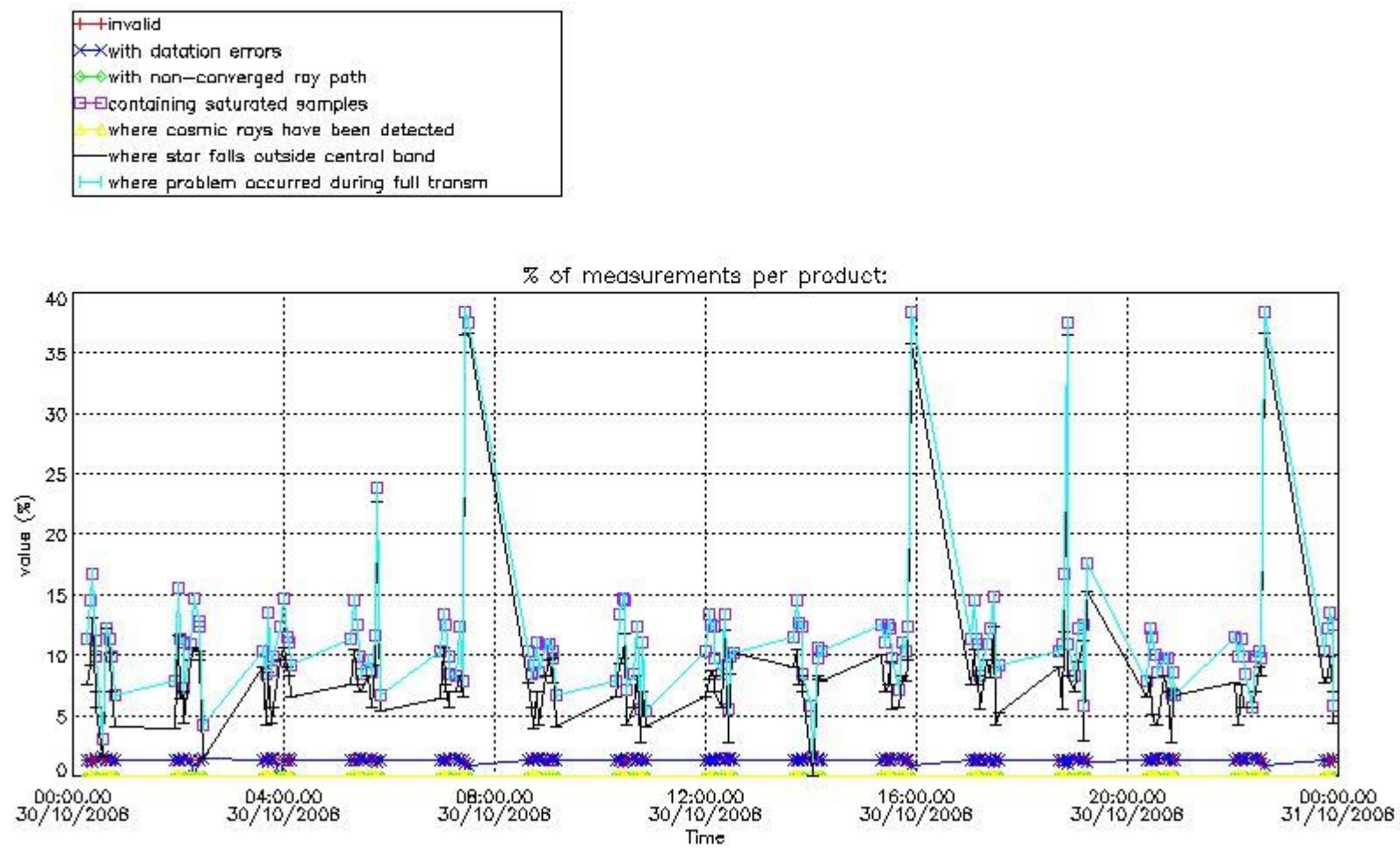
In this section it is plotted some information contained in the Quality Summary data set of the level 2 products that comes from the level 1b processing. Products without errors (error flag in the MPH set to "0") are used.

4.1 Plot quality information per product (time dependant) coming from level 1b processing

4.1.1 Plot level 1 quality information per product (time dependant): ENVISAT ASCENDING passes



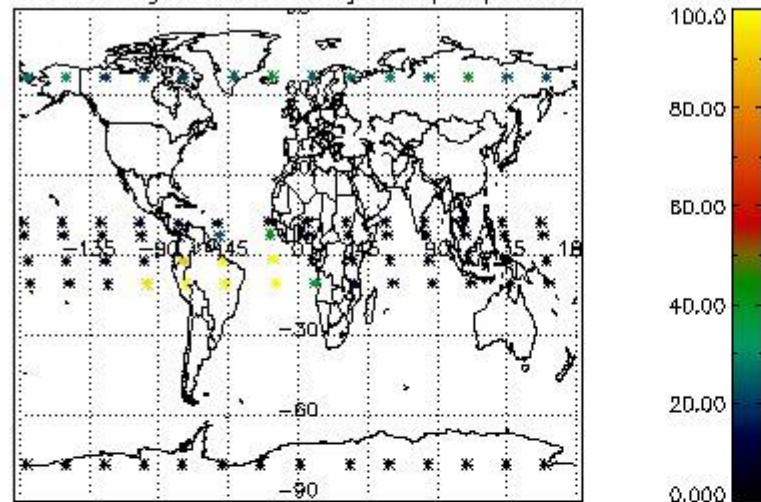
4.1.2 Plot level 1 quality information per product (time dependant): ENVISAT DESCENDING passes



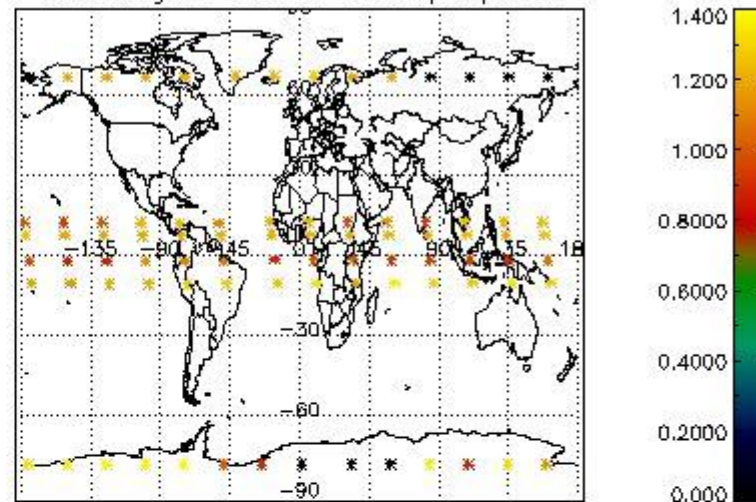
4.2 Plot quality information per product coming from level 1b processing (world map)

4.2.1 Plot level 1 quality information per product (world map): ENVISAT ASCENDING passes

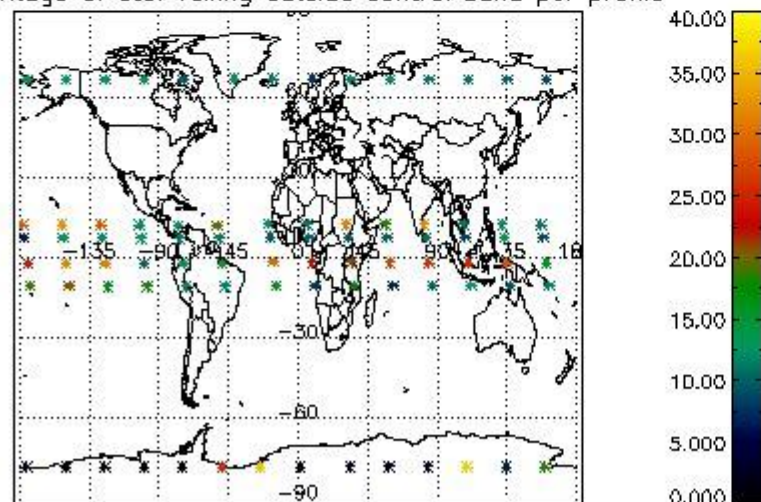
Percentage of cosmic ray hits per profile



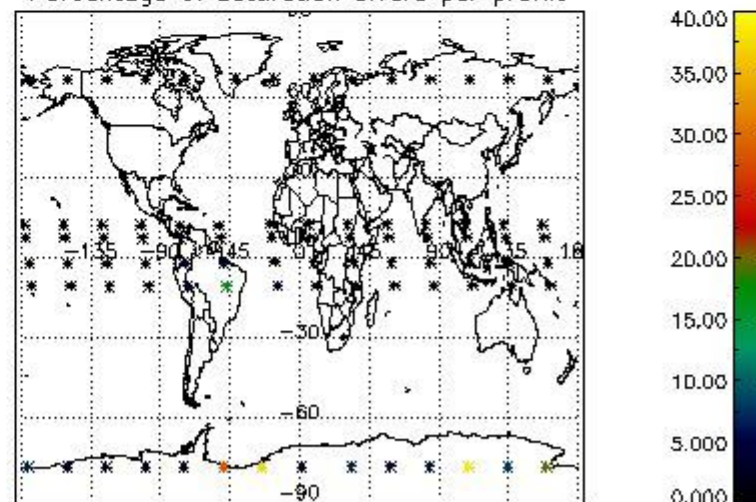
Percentage of datation errors per profile



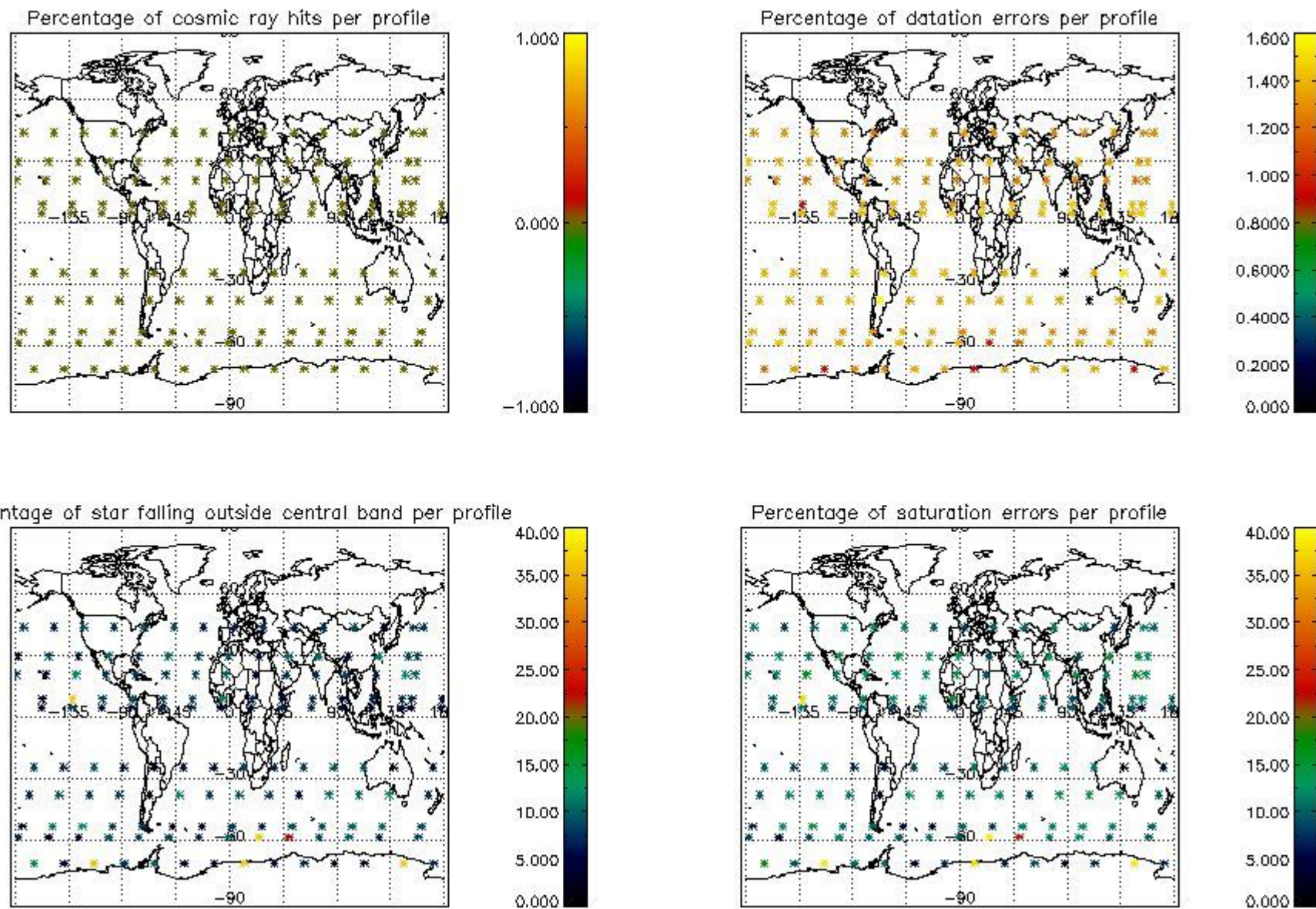
Percentage of star falling outside central band per profile



Percentage of saturation errors per profile



4.2.2 Plot level 1 quality information per product (world map): ENVISAT DESCENDING passes



5. Trace gas profiles

5.1 Ozone statistics based on quality of products

The final quality of the products can be "measured" using the STD (Standard Deviation) attached to every point profile. This information is written to the parameter GOM_NL__2P/NL_LOCAL_SPECIES_DENSITY/o3_std of the level 2 products. The table below shows the statistics for given STD ranges.

The statistics are given with respect to the overall valid production:

- Products without fatal errors: GOM_NL__2P/MPH/PRODUCT_ERR=0
- Valid point profile: GOM_NL__2P/NL_LOCAL_SPECIES_DENSITY/pcd(0)=0

The 'Criteria' is applied to valid points of dark limb products:

- Products in dark limb illumination condition: GOM_NL__2P/NL_SUMMARY_QUALITY/obs_ill_cond=0
- Products without fatal errors: GOM_NL__2P/MPH/PRODUCT_ERR=0
- Valid point profile: GOM_NL__2P/NL_LOCAL_SPECIES_DENSITY/pcd(0)=0

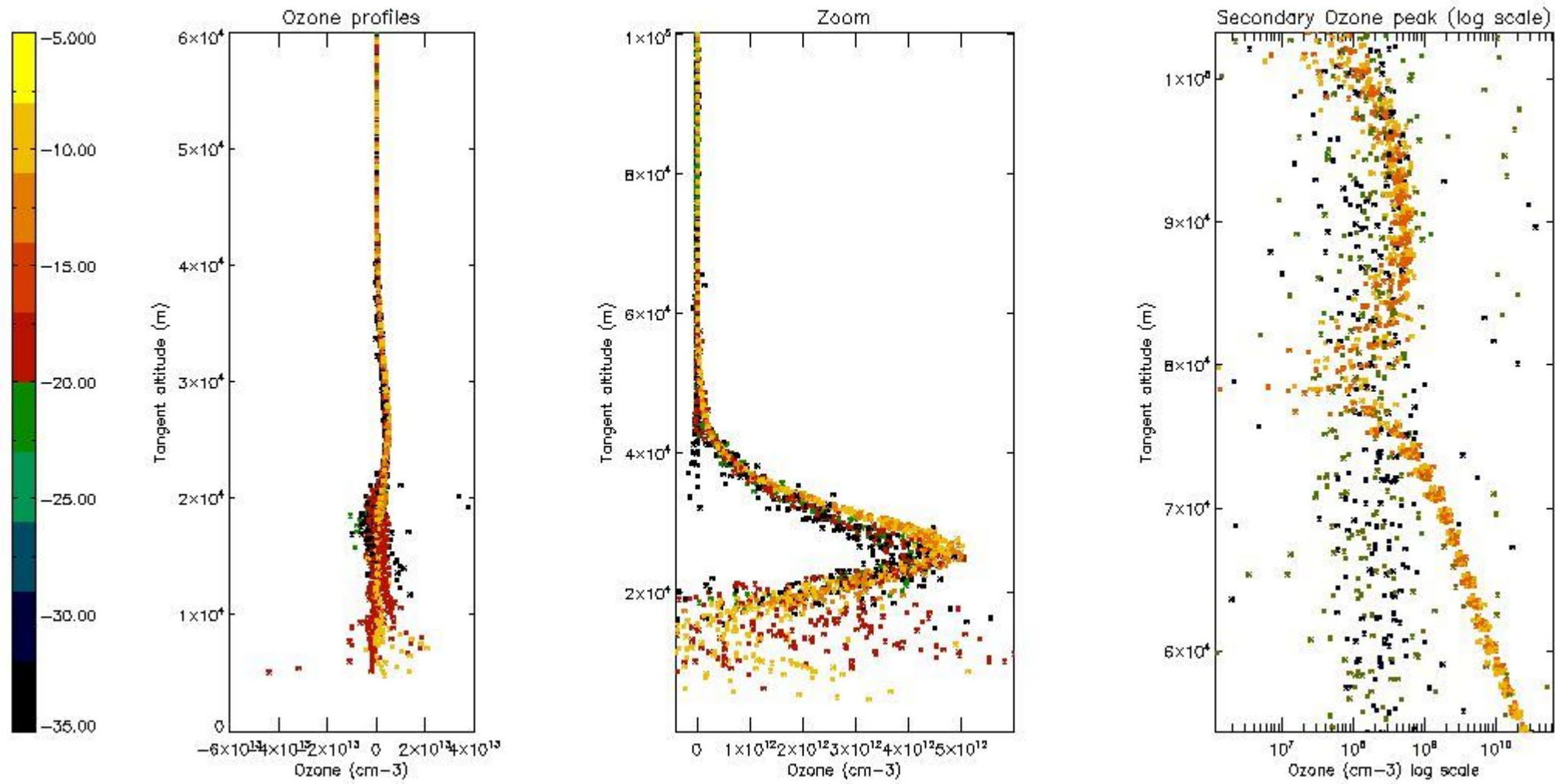
So, the table below shows the percentage of dark limb and valid observations for each criteria with respect to the overall valid daily observations.

Criteria	% of total production
All STD	28
STD < 20	11

STD < 10	7
STD < 5	2

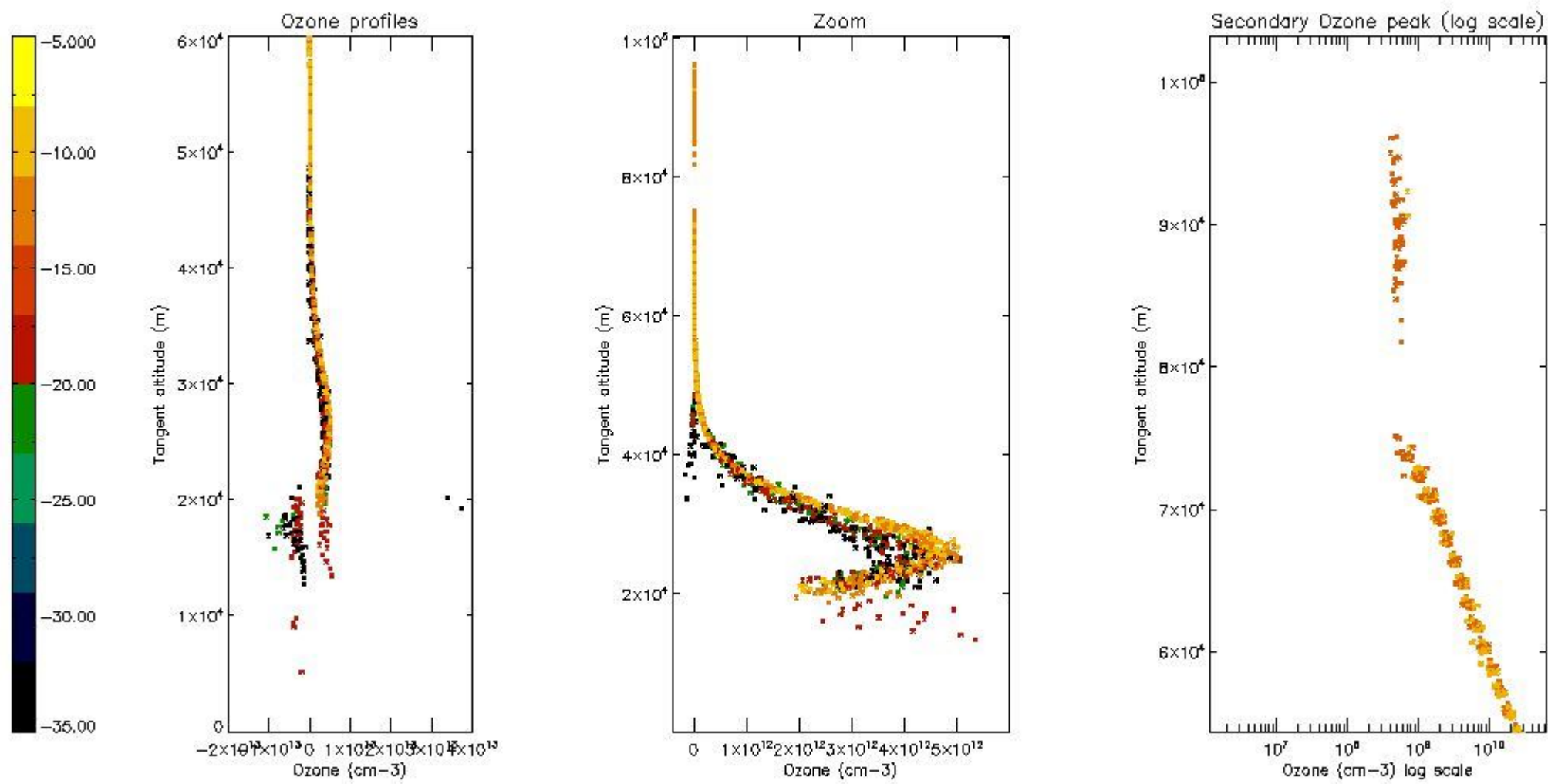
5.2 Plot ozone profiles for all STD (dark without errors)

The colorbar represents the latitude.



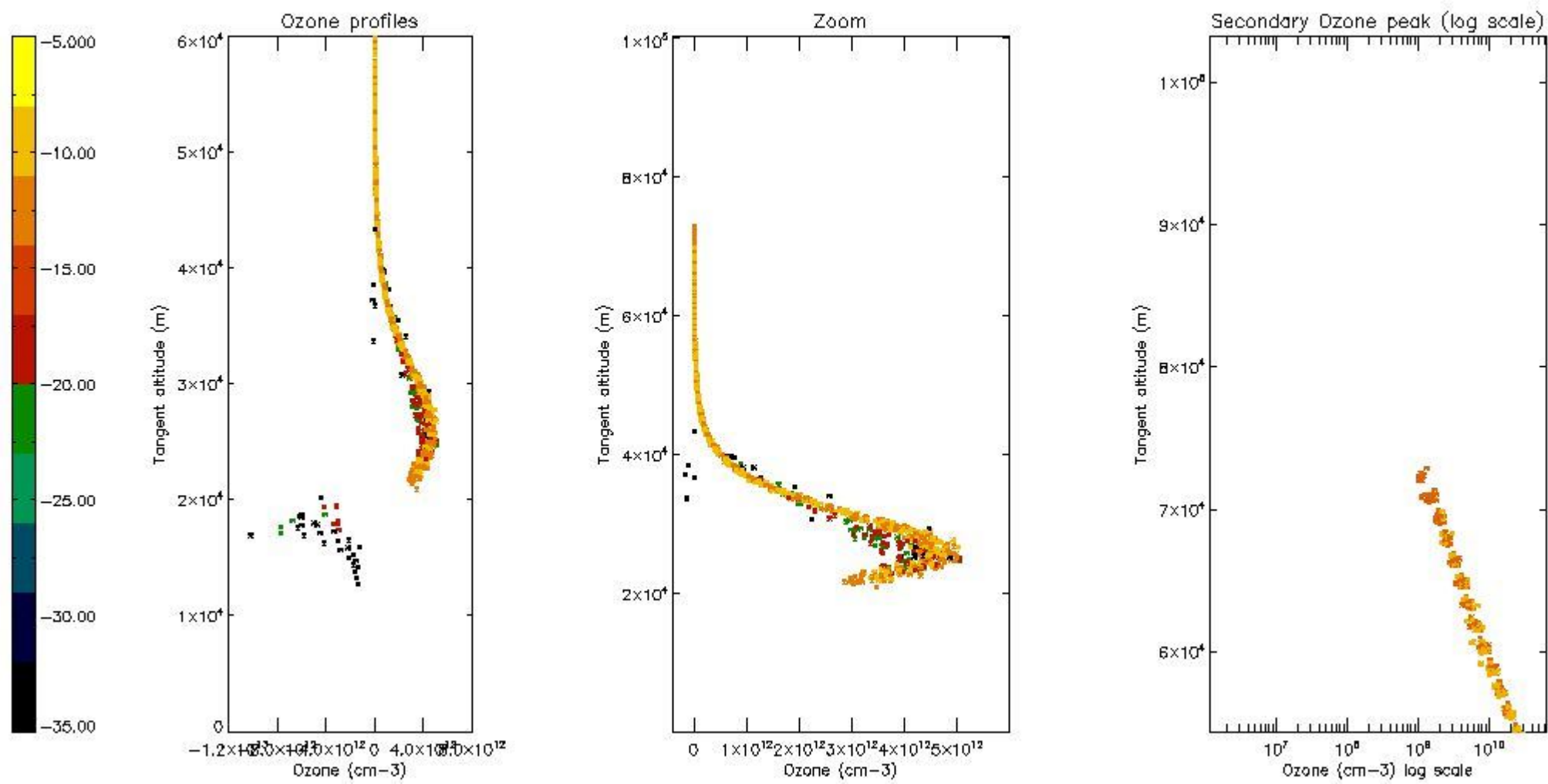
5.3 Plot ozone profiles where STD < 20% (dark without errors)

The colorbar represents the latitude.



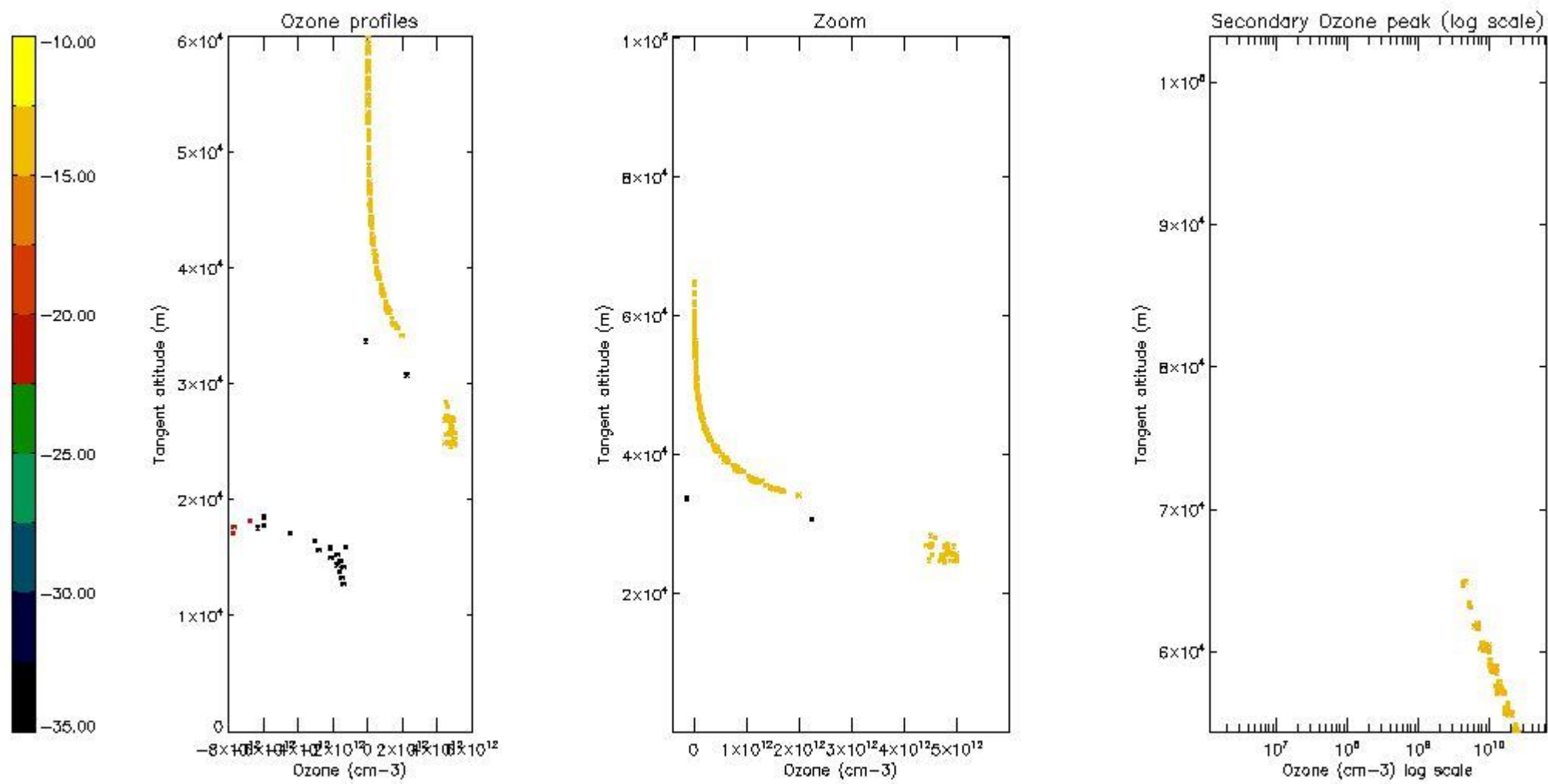
5.4 Plot ozone profiles where STD < 10% (dark without errors)

The colorbar represents the latitude.



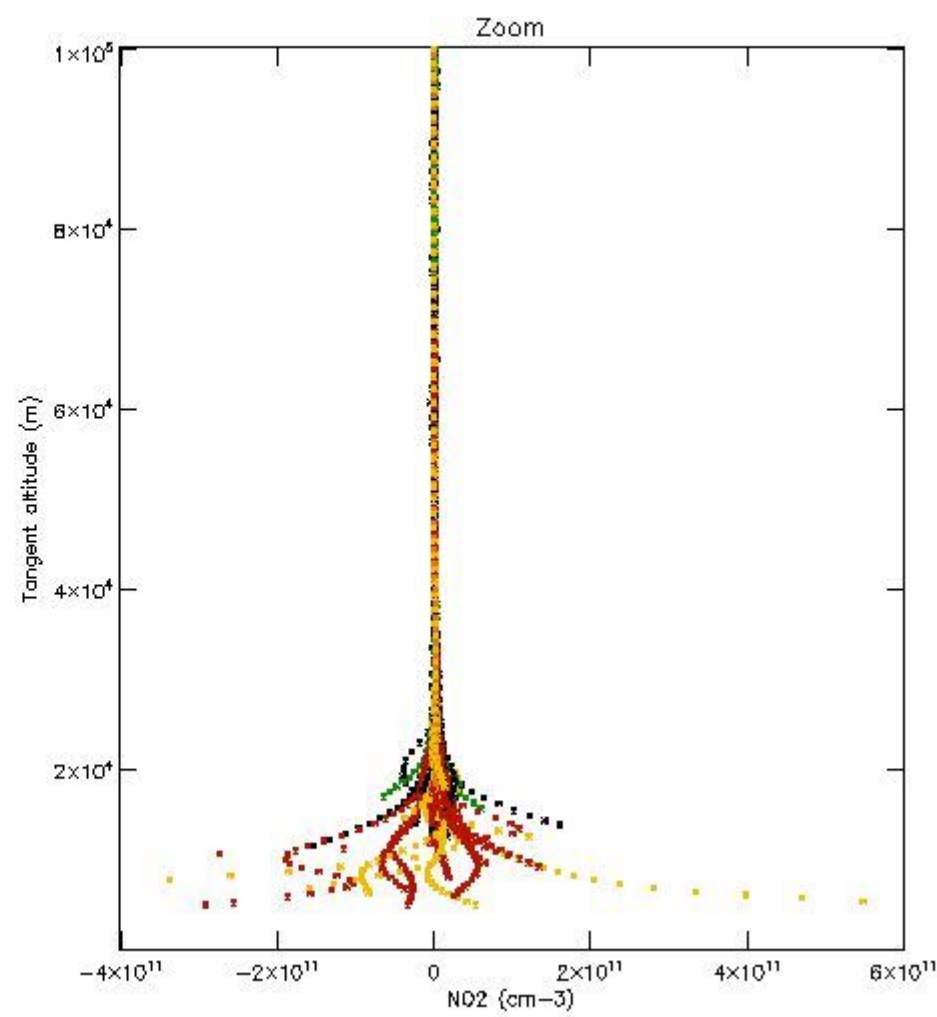
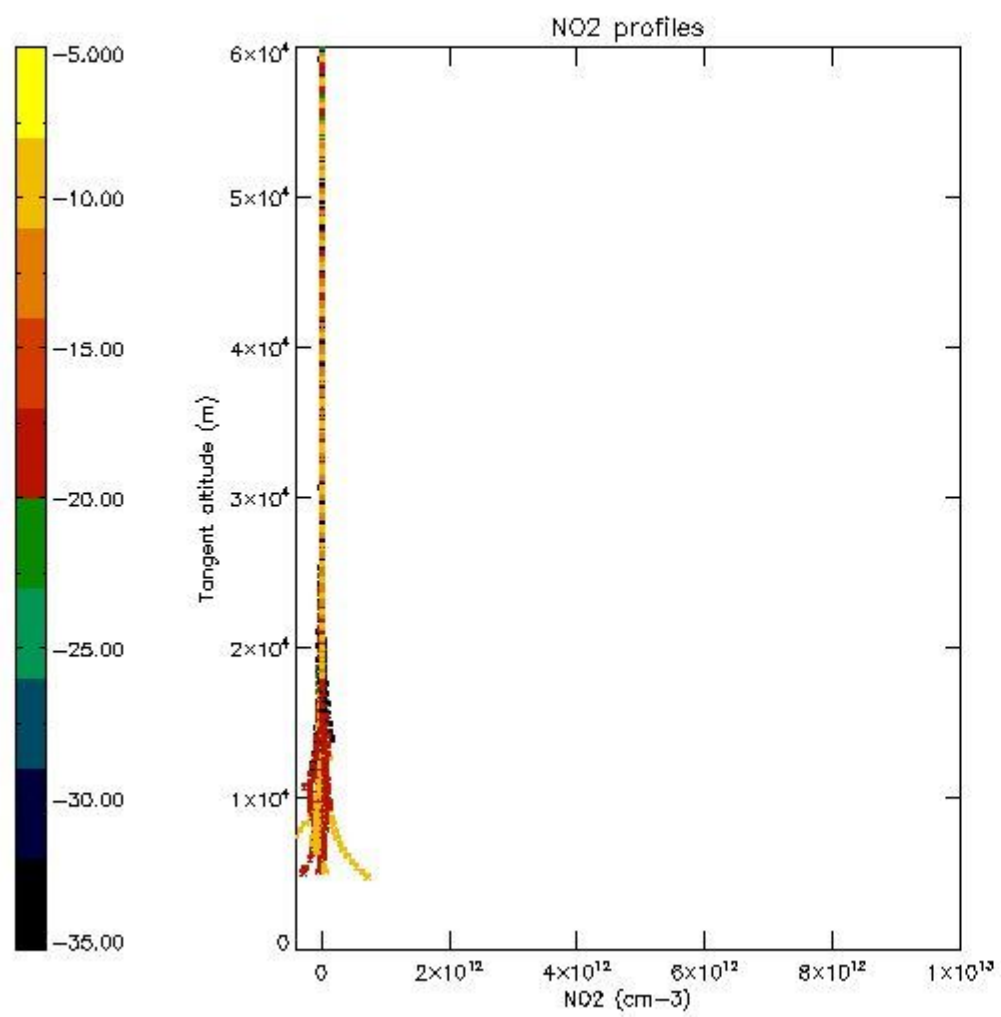
5.5 Plot ozone profiles where $STD < 5\%$ (dark without errors)

The colorbar represents the latitude.



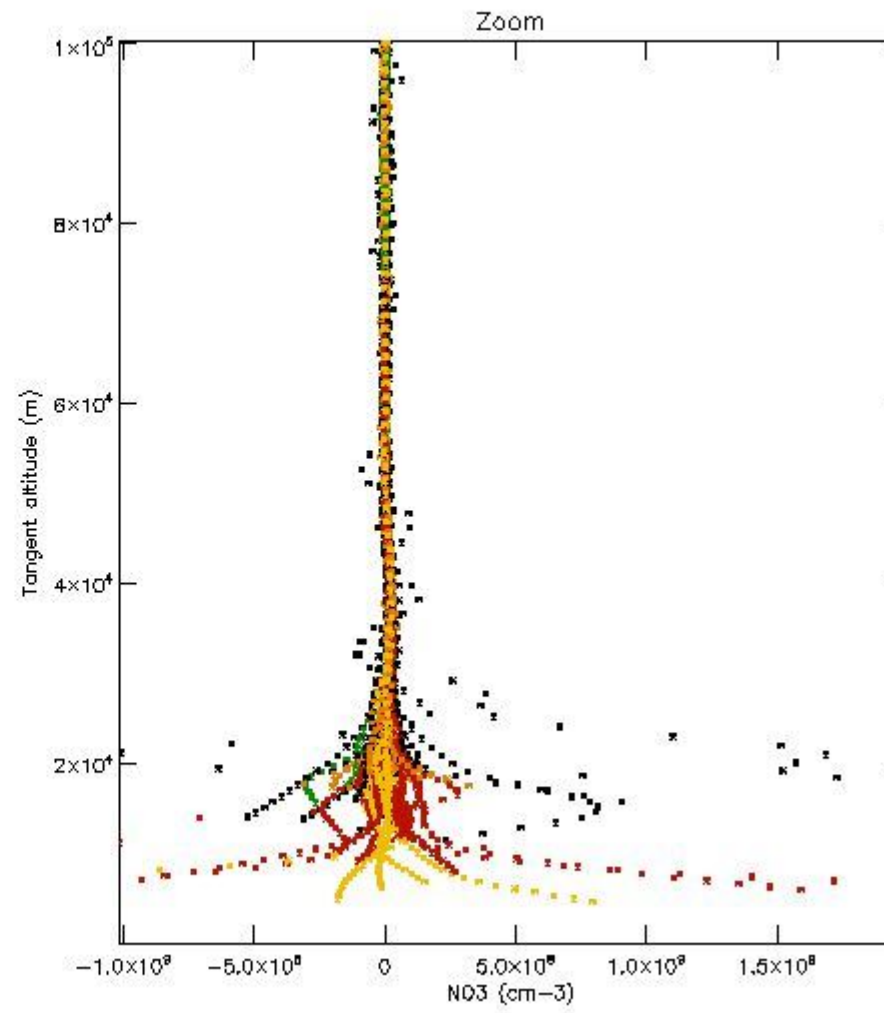
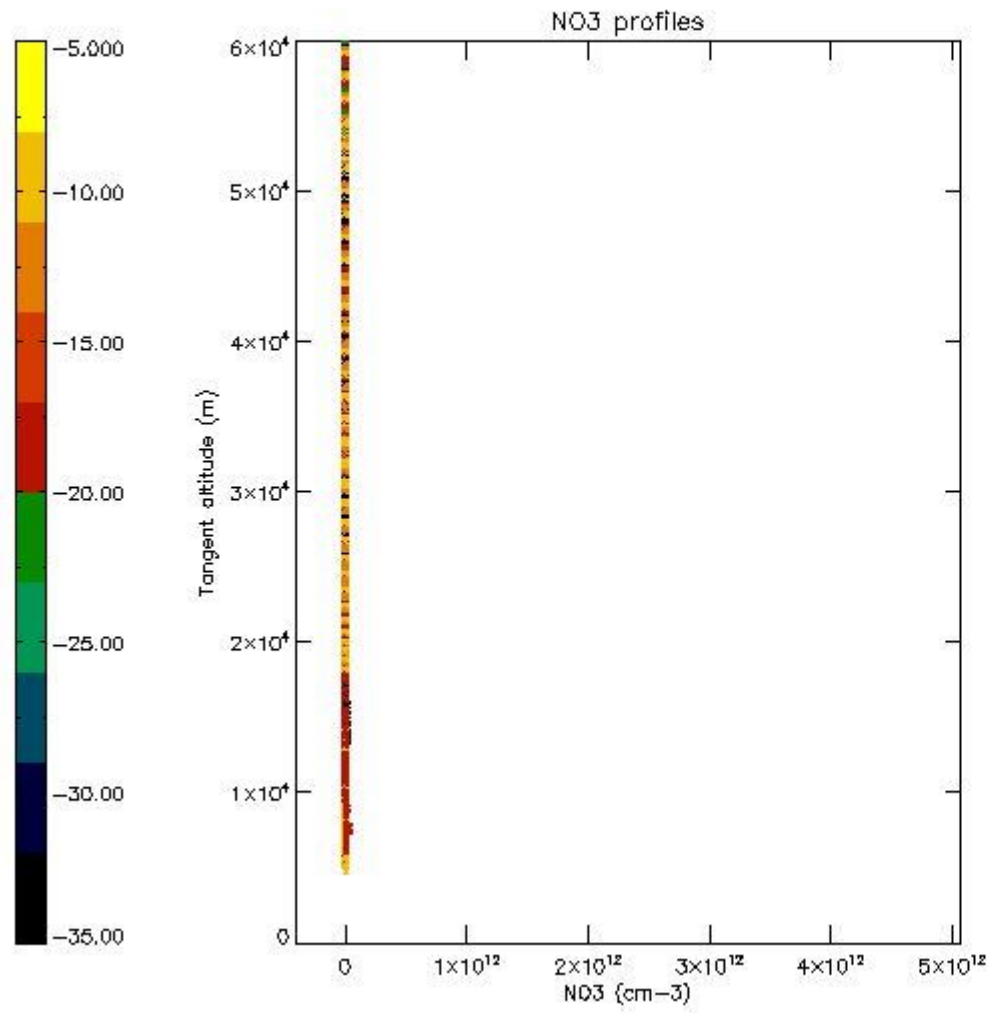
5.6 Plot NO₂ profiles for all STD (dark without errors)

The colorbar represents the latitude.



5.7 Plot NO3 profiles for all STD (dark without errors)

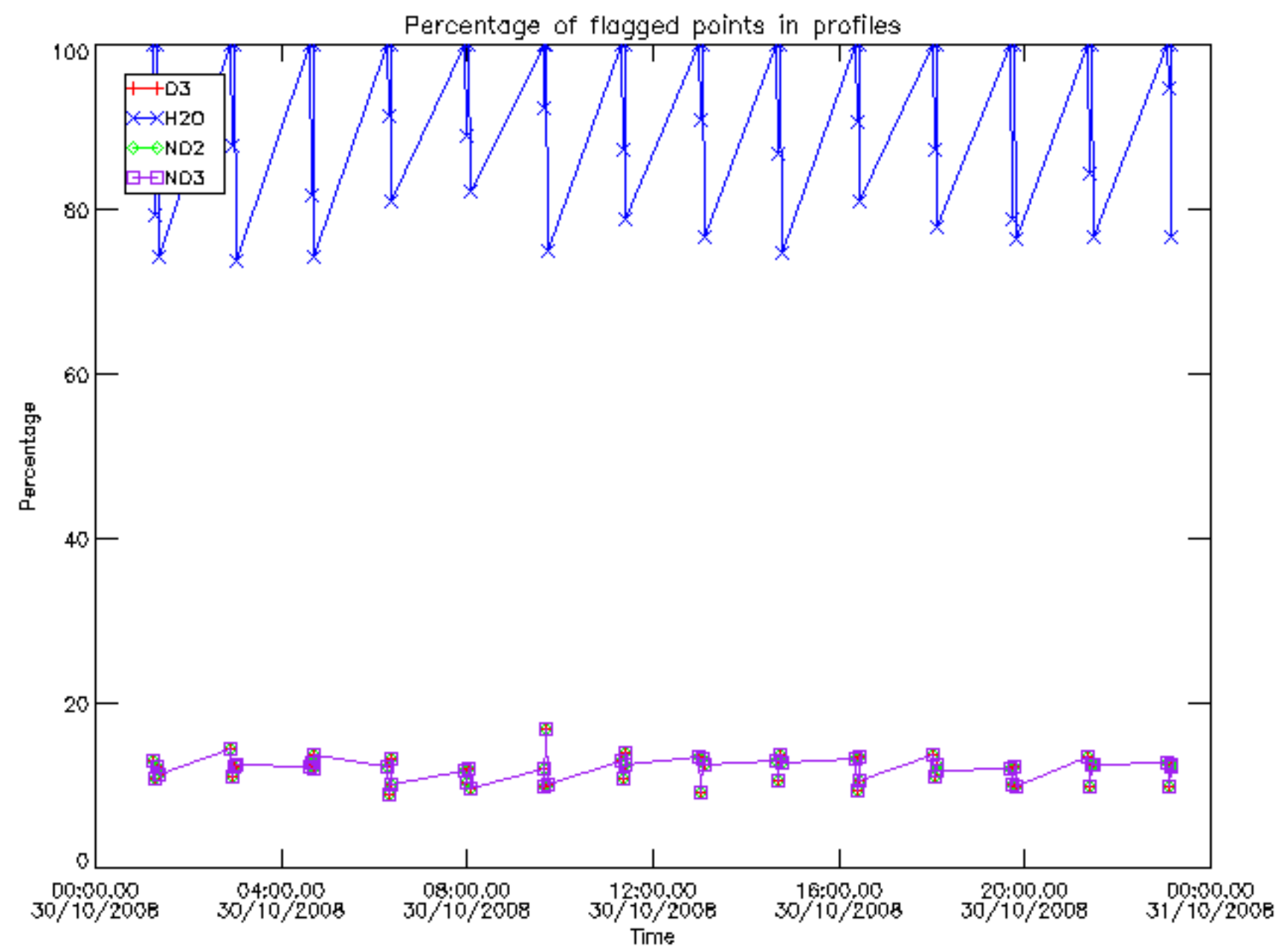
The colorbar represents the latitude.



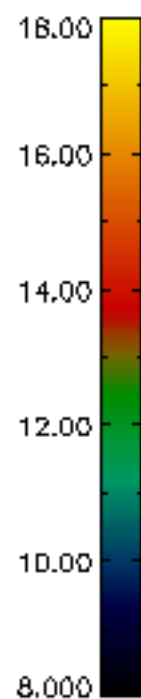
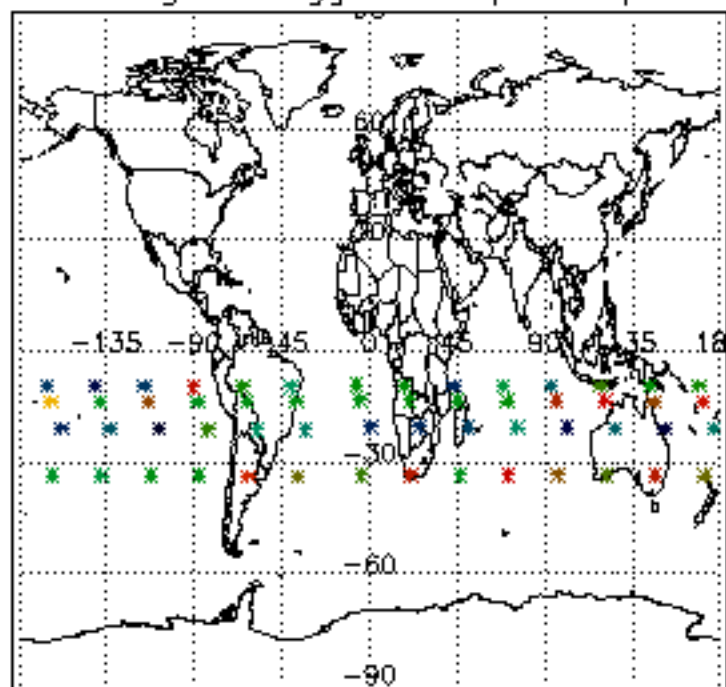
6. Auxiliary Data Files used for the production reported in section 2

The number reported in the third column indicates since which file (see list in section 2) the corresponding auxiliary file has been used. The fourth column is the date of those product files.

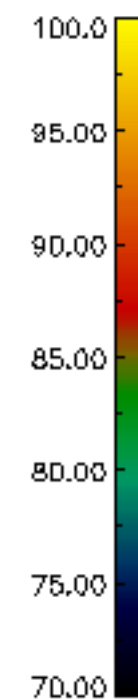
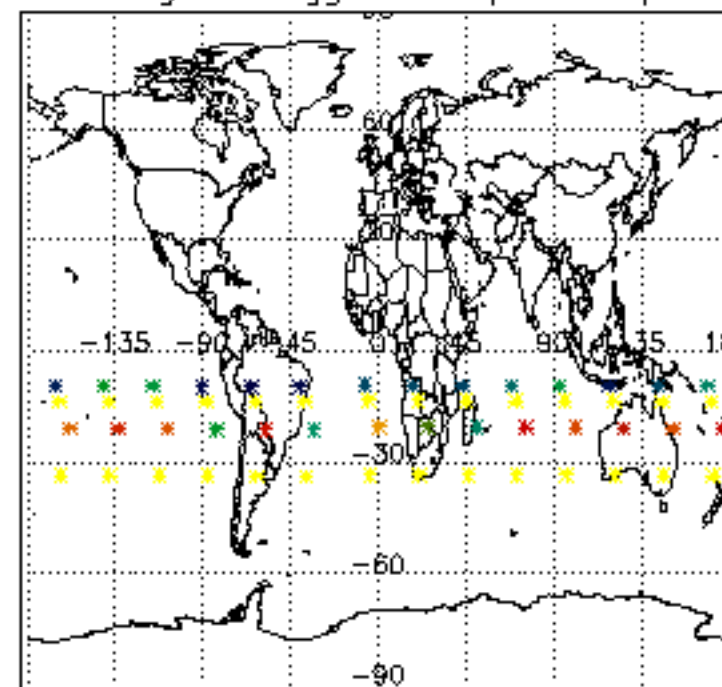
Type	Auxiliary Filename	Used since product	Used since product date
INST_PHYS_CHARACTERISTICS	GOM_INS_AXVIEC20091111_143220_20030716_120000_20500101_000000	1	30-OCT-2008 00:15:10
LEVEL-2_PROC_CONFIG	GOM_PR2_AXVIEC20091111_152718_20020301_000000_20500101_000000	1	30-OCT-2008 00:15:10
CROSS_SECTIONS_FILE	GOM_CRS_AXVIEC20091111_154832_20020301_000000_20500101_000000	1	30-OCT-2008 00:15:10



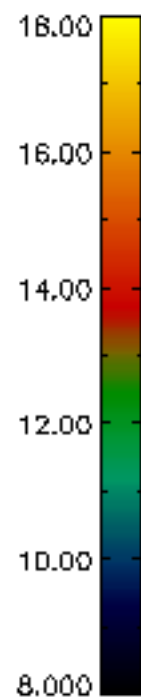
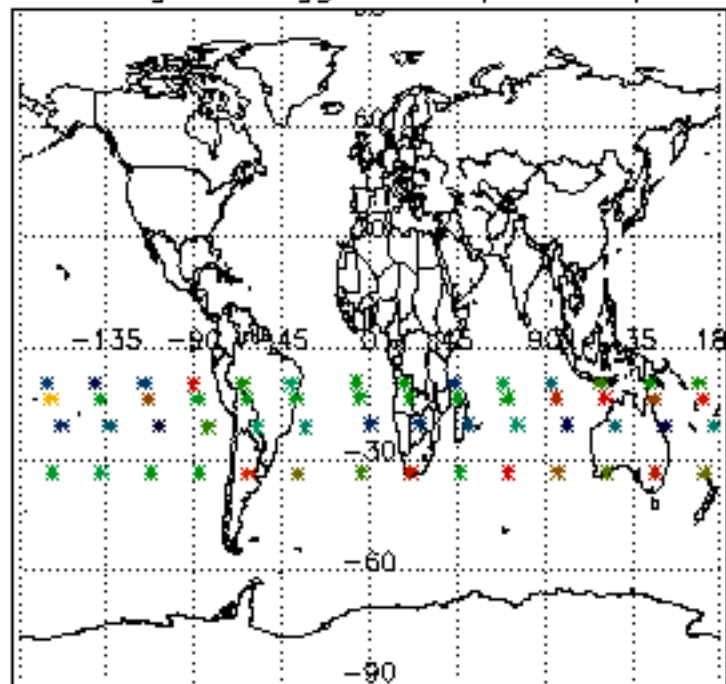
Percentage of flagged data per D3 profile



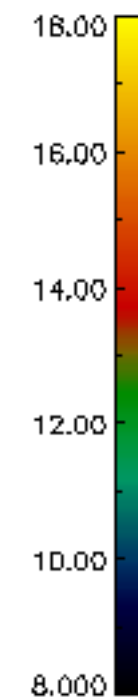
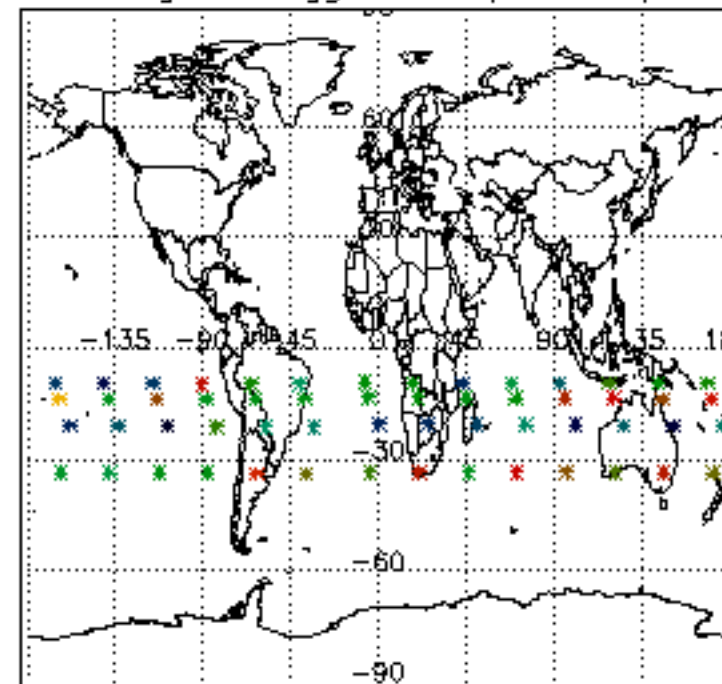
Percentage of flagged data per H2O profile

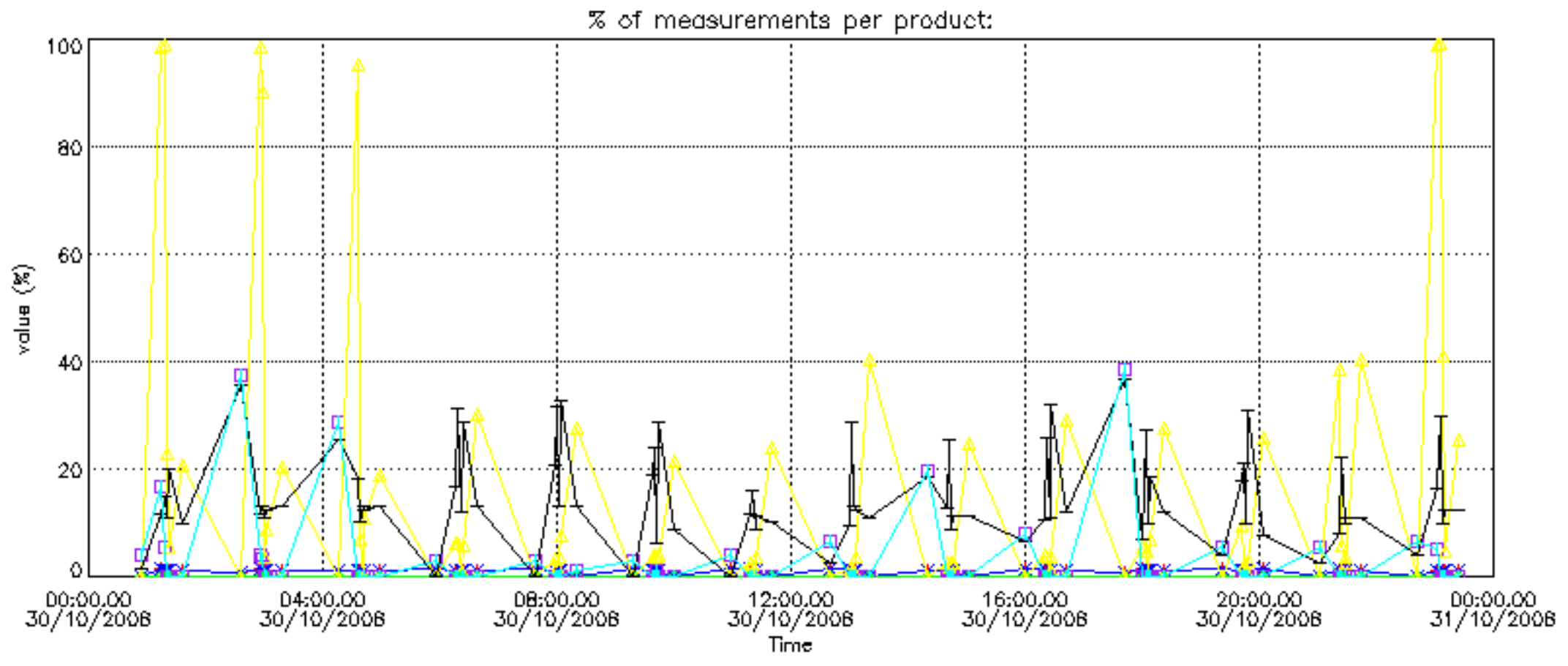


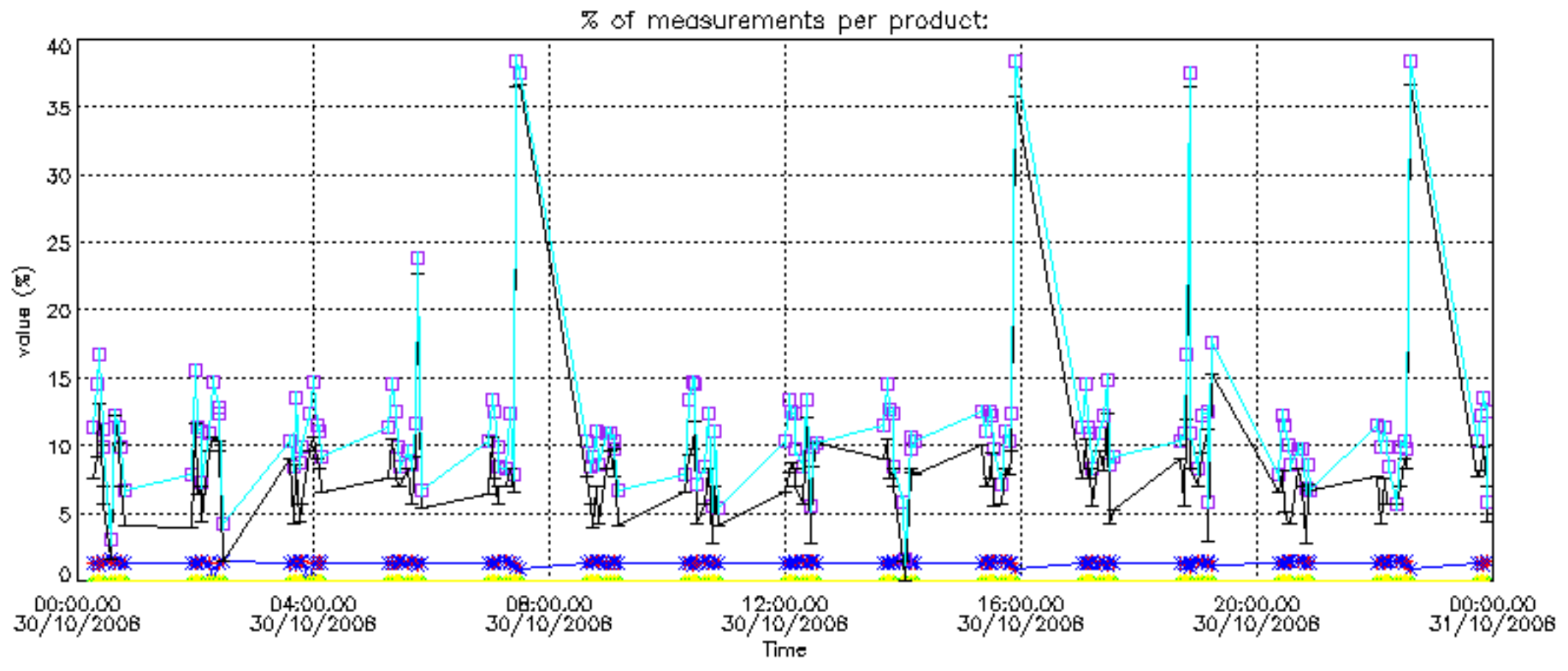
Percentage of flagged data per NO2 profile



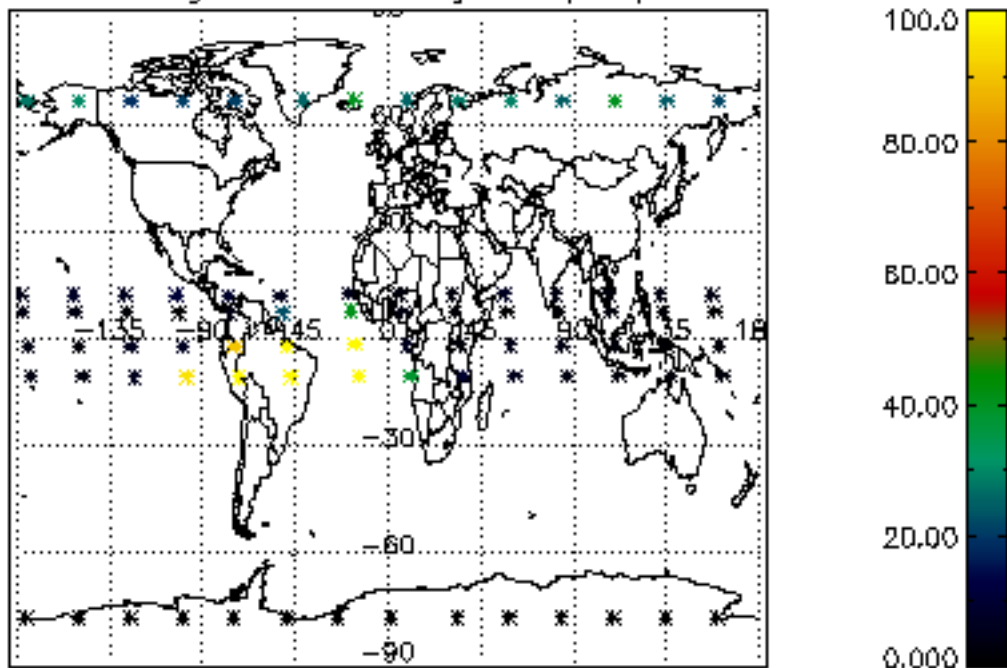
Percentage of flagged data per NO3 profile



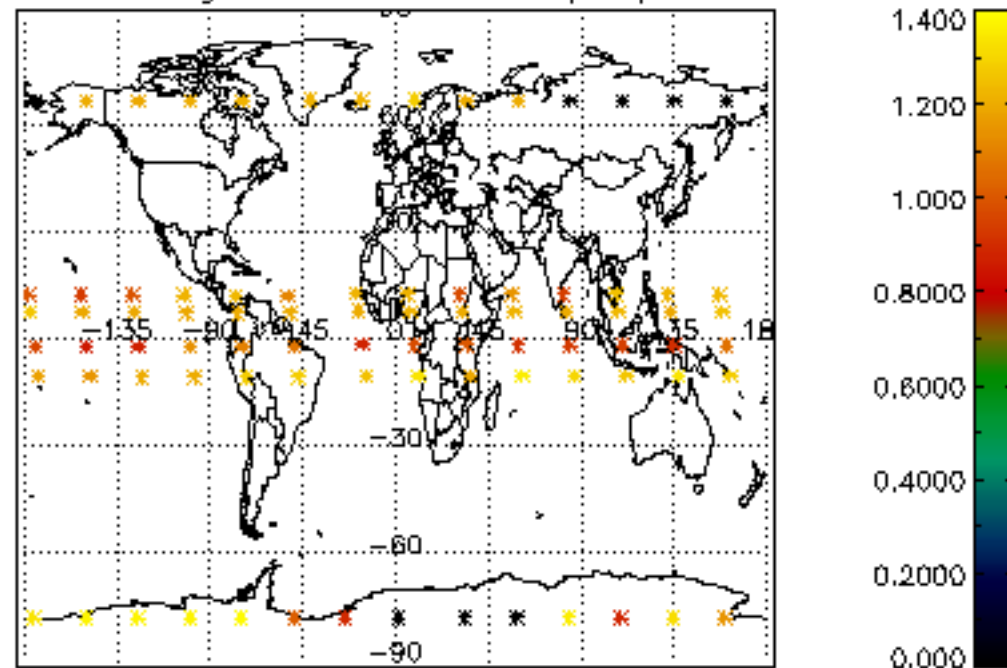




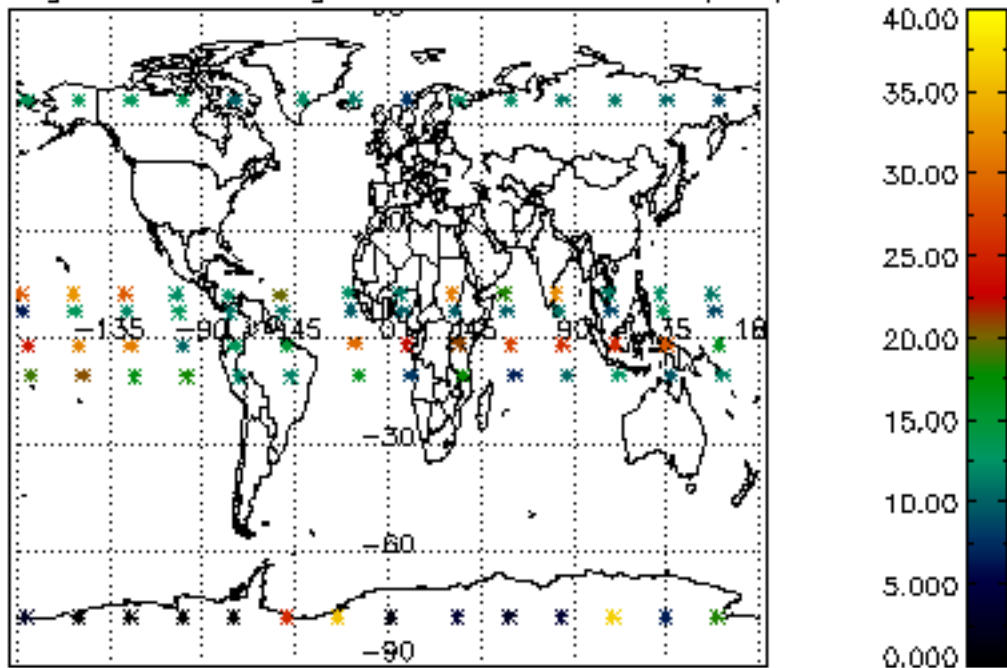
Percentage of cosmic ray hits per profile



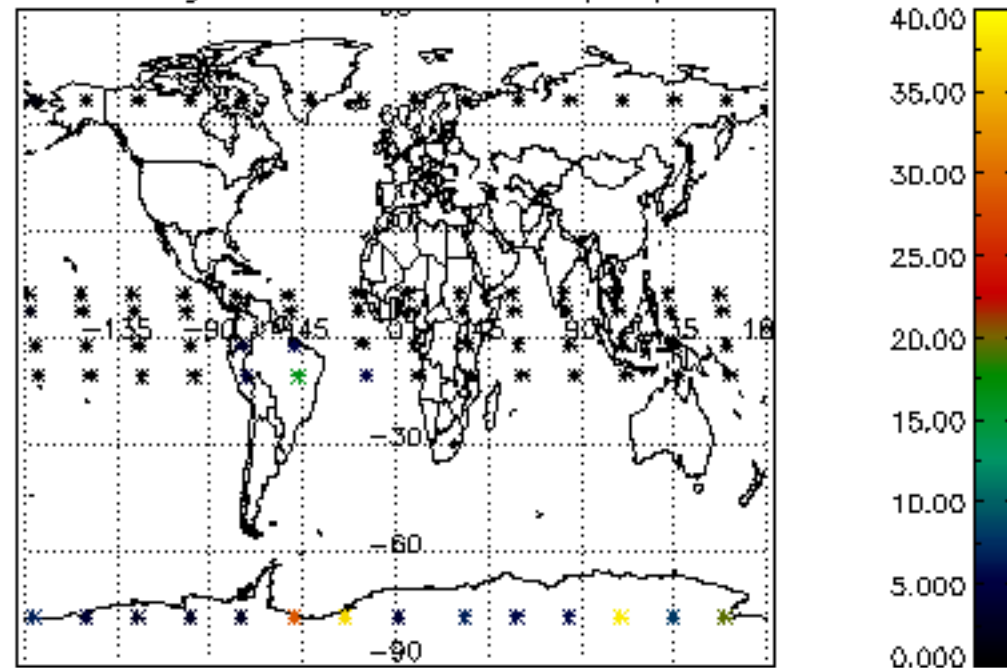
Percentage of datation errors per profile



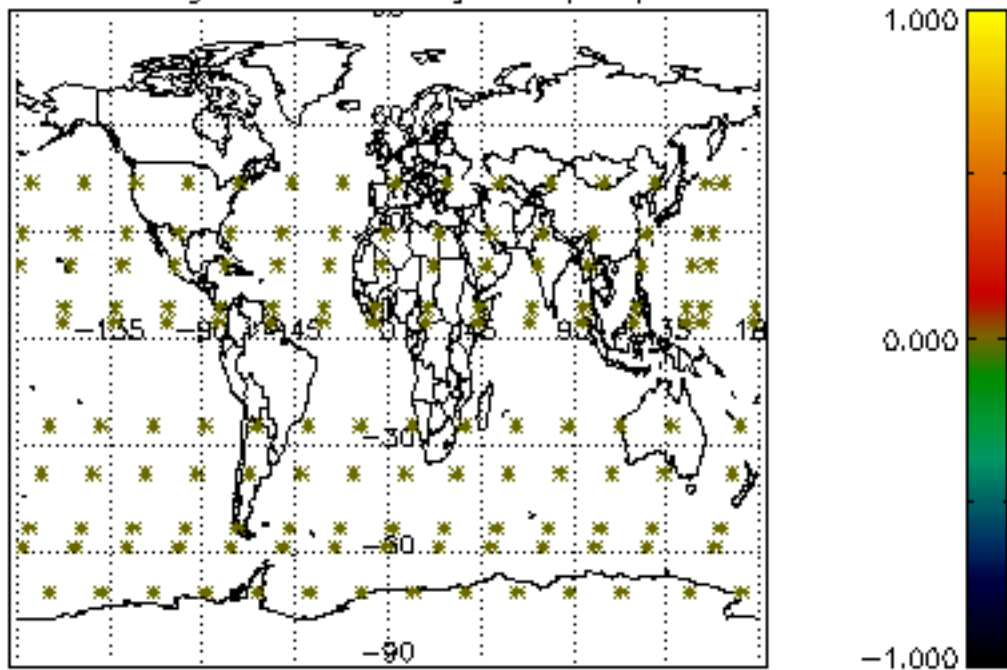
Percentage of star falling outside central band per profile



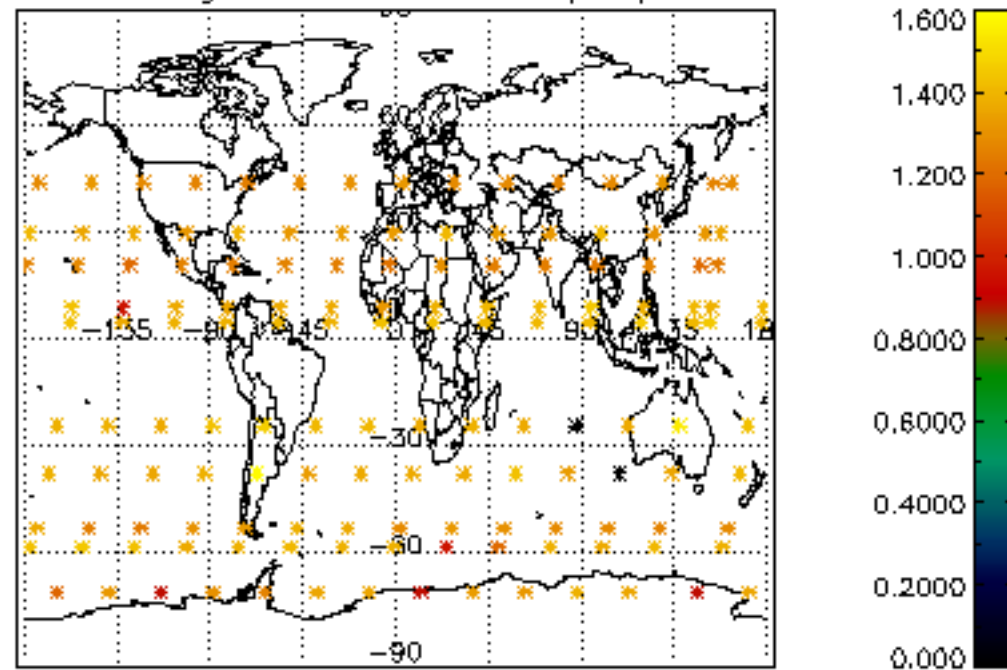
Percentage of saturation errors per profile



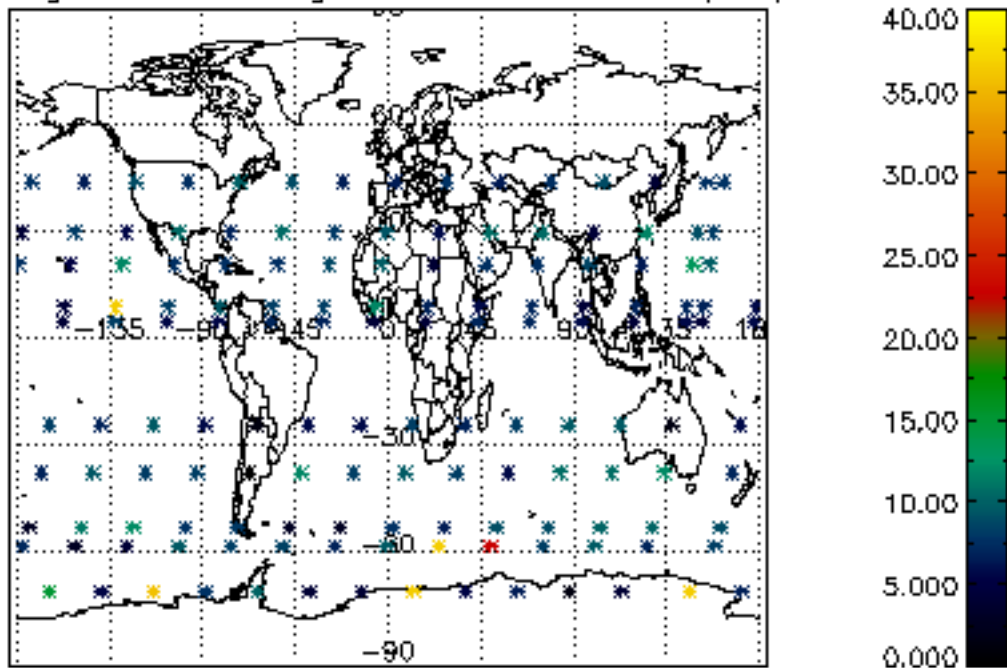
Percentage of cosmic ray hits per profile



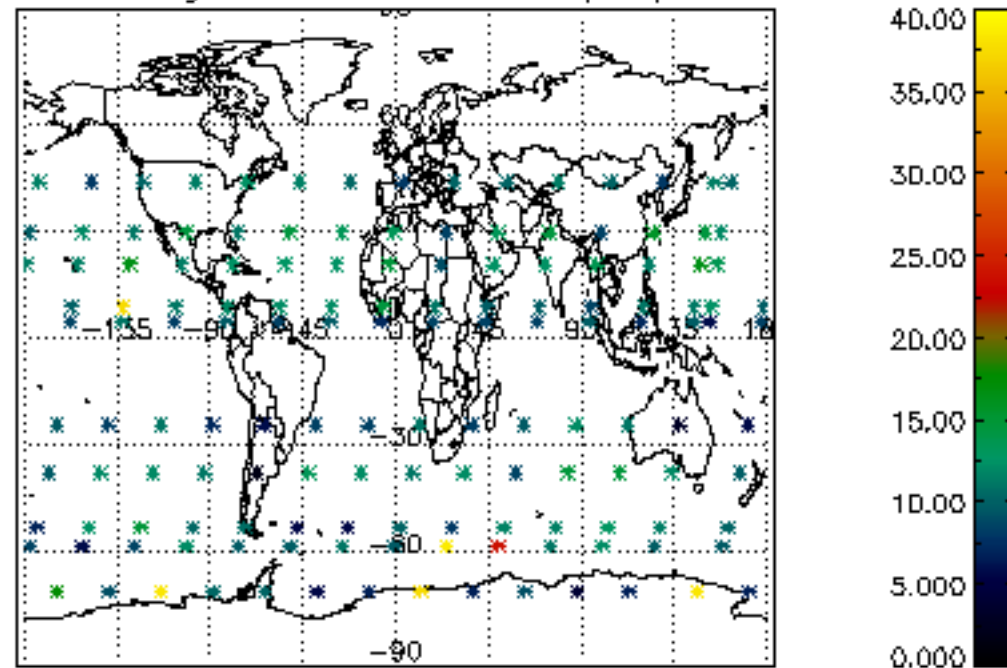
Percentage of datation errors per profile

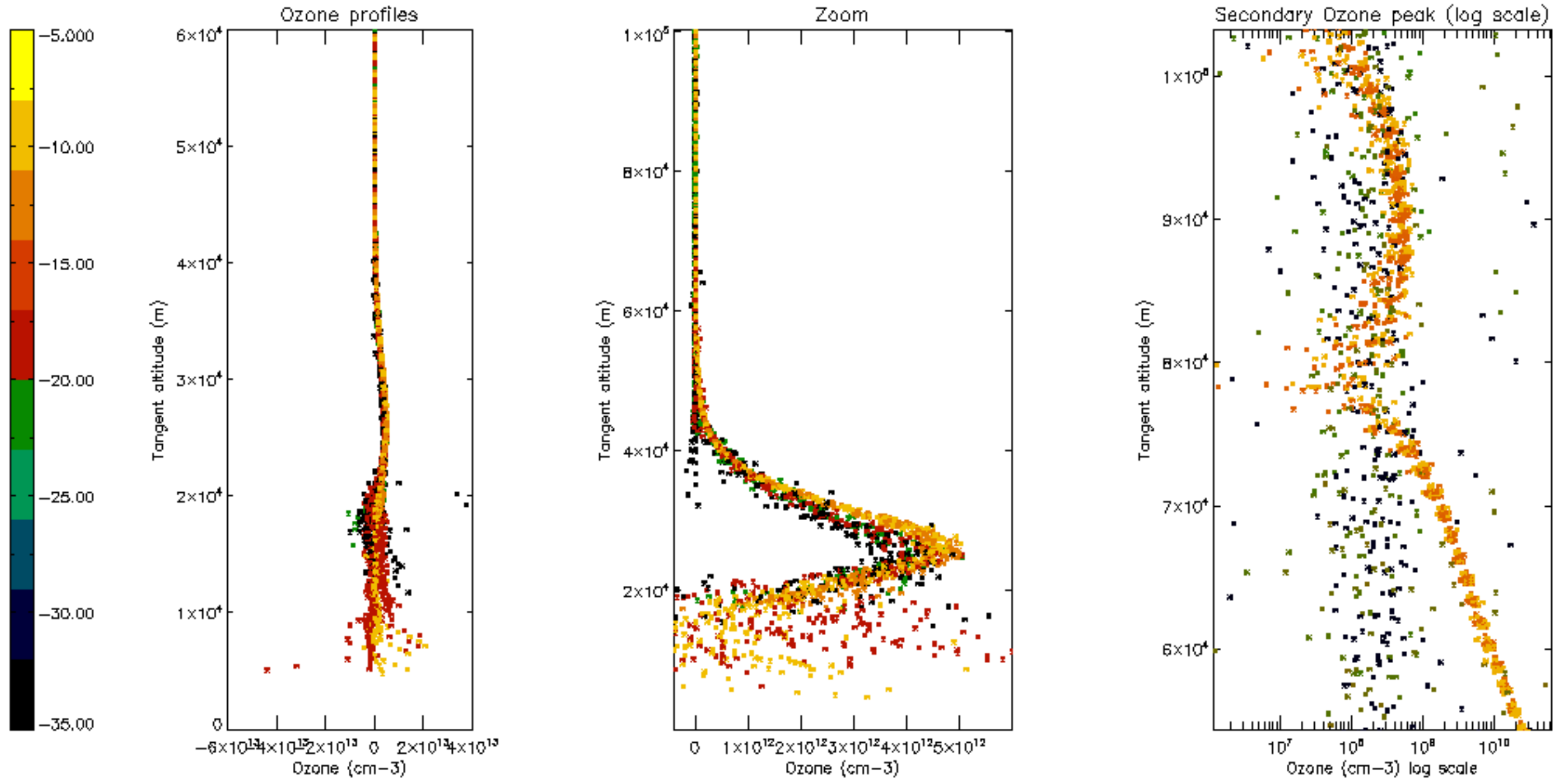


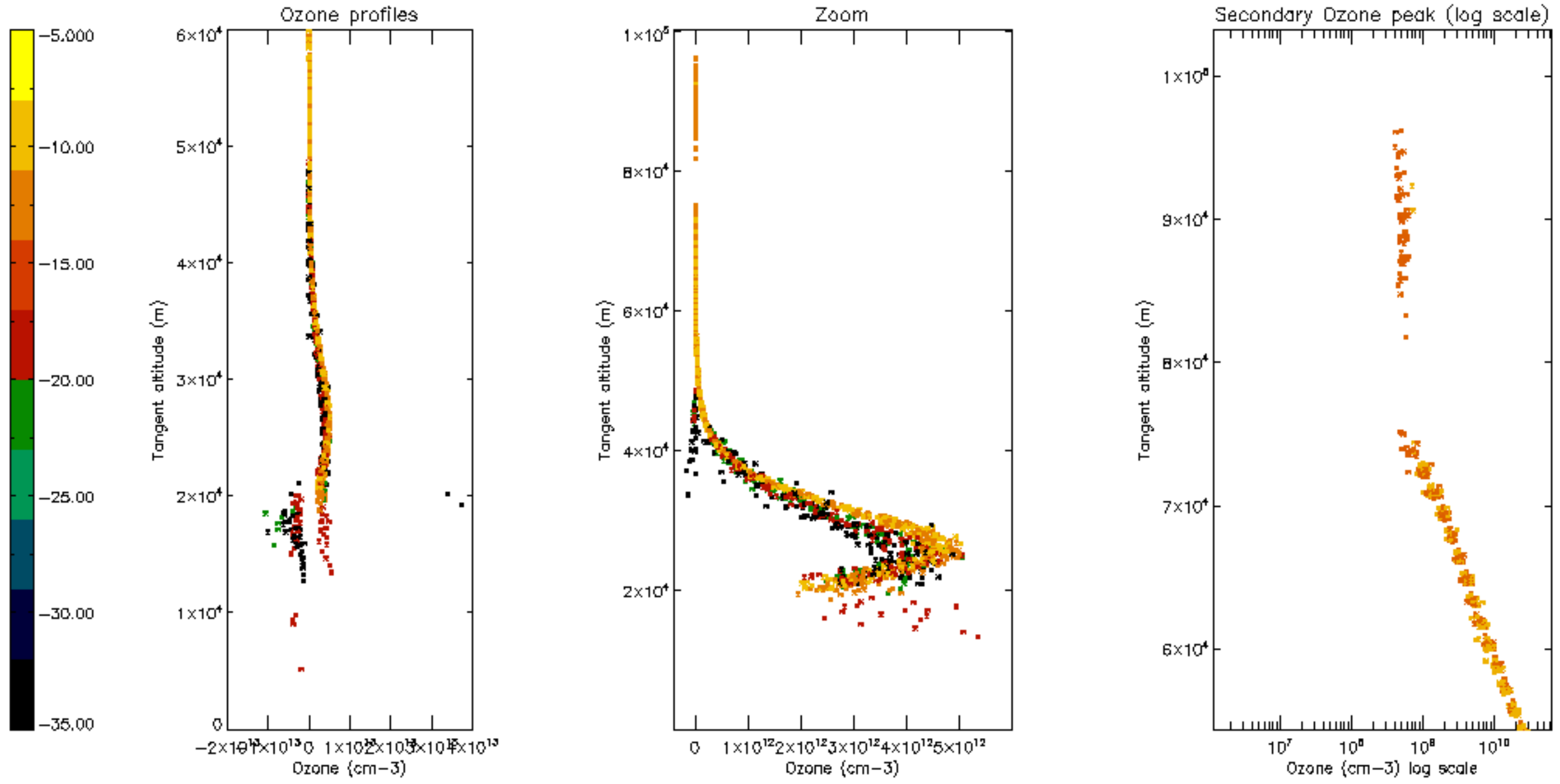
Percentage of star falling outside central band per profile

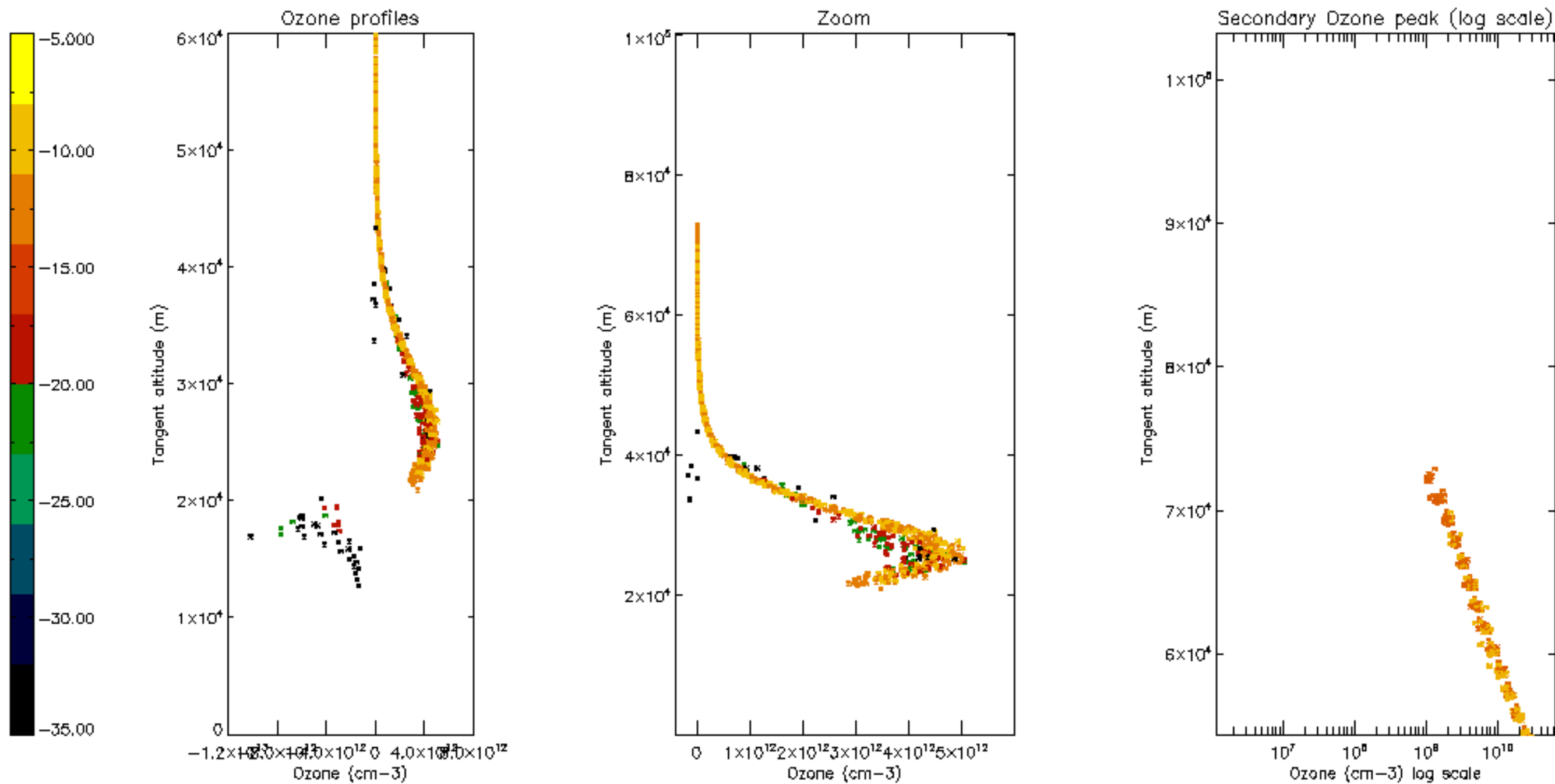


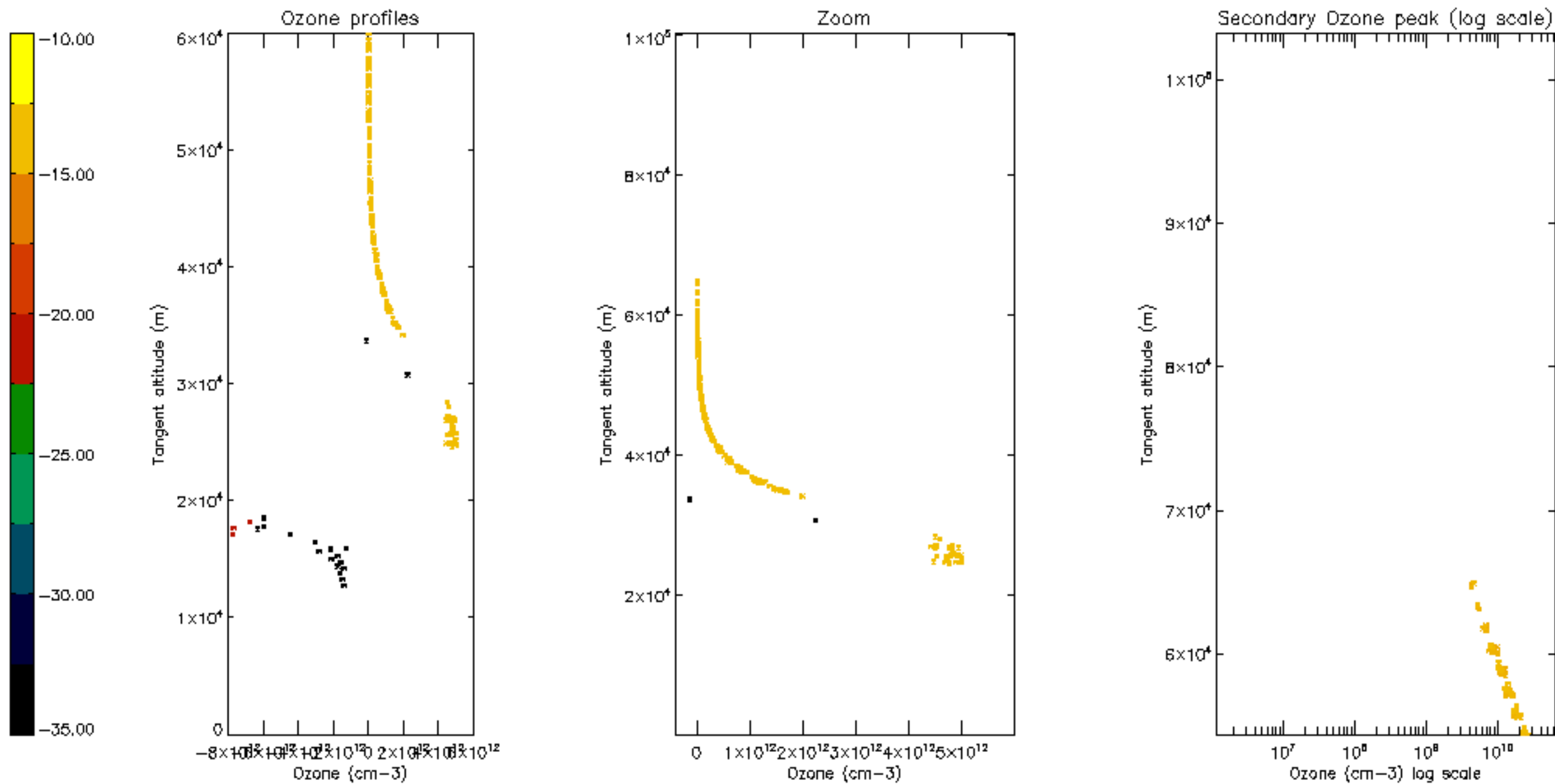
Percentage of saturation errors per profile

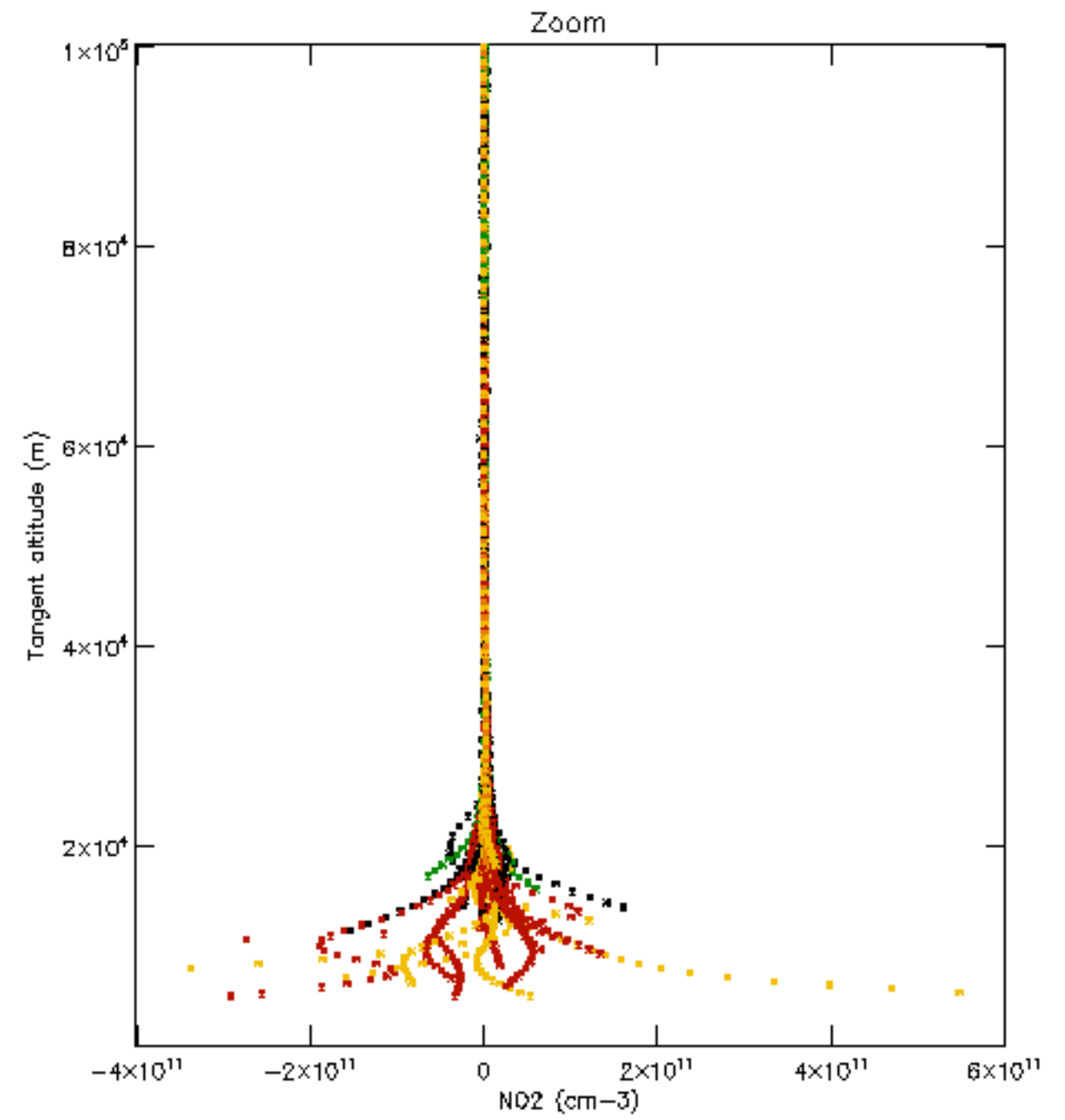
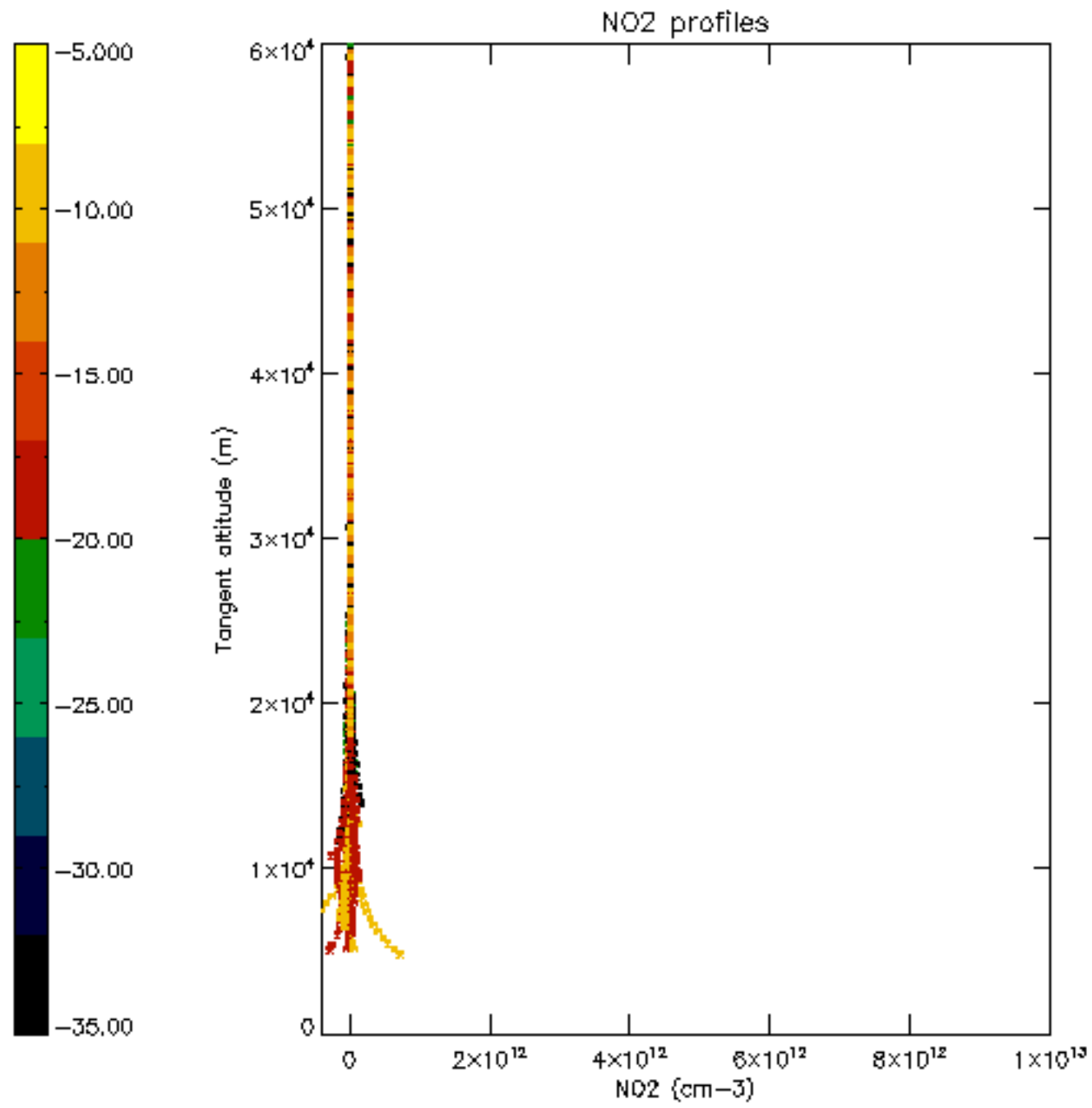


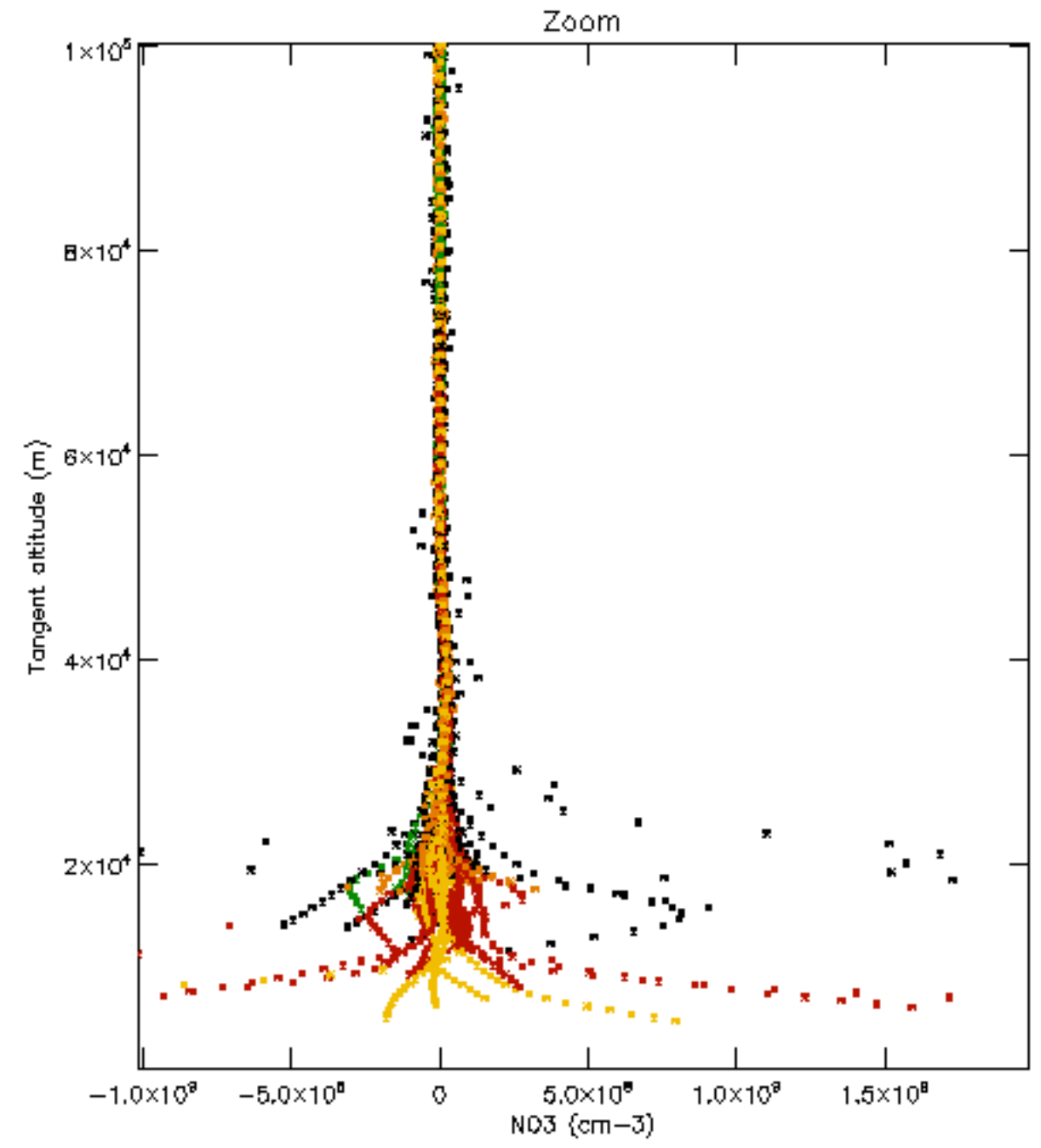
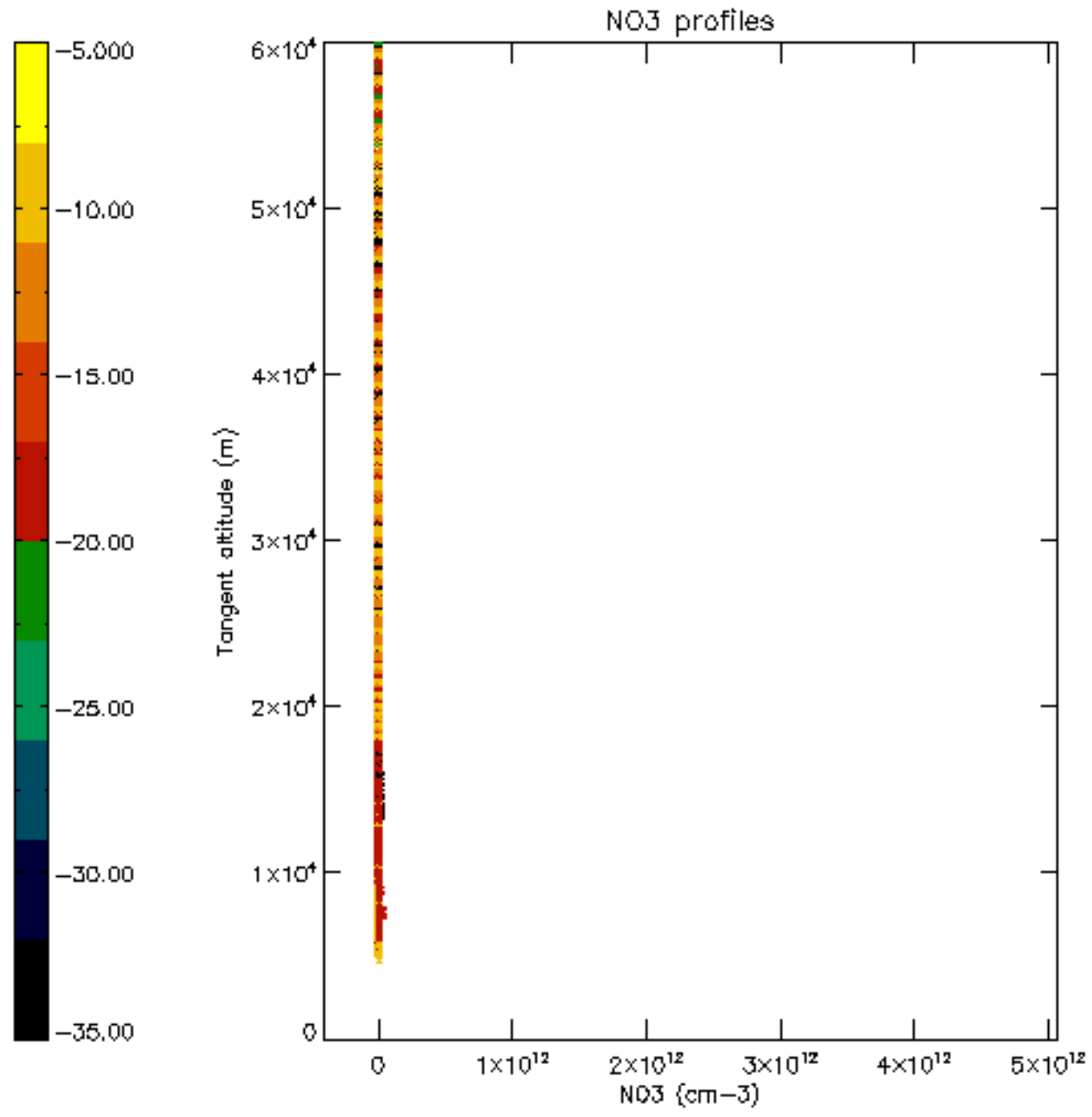


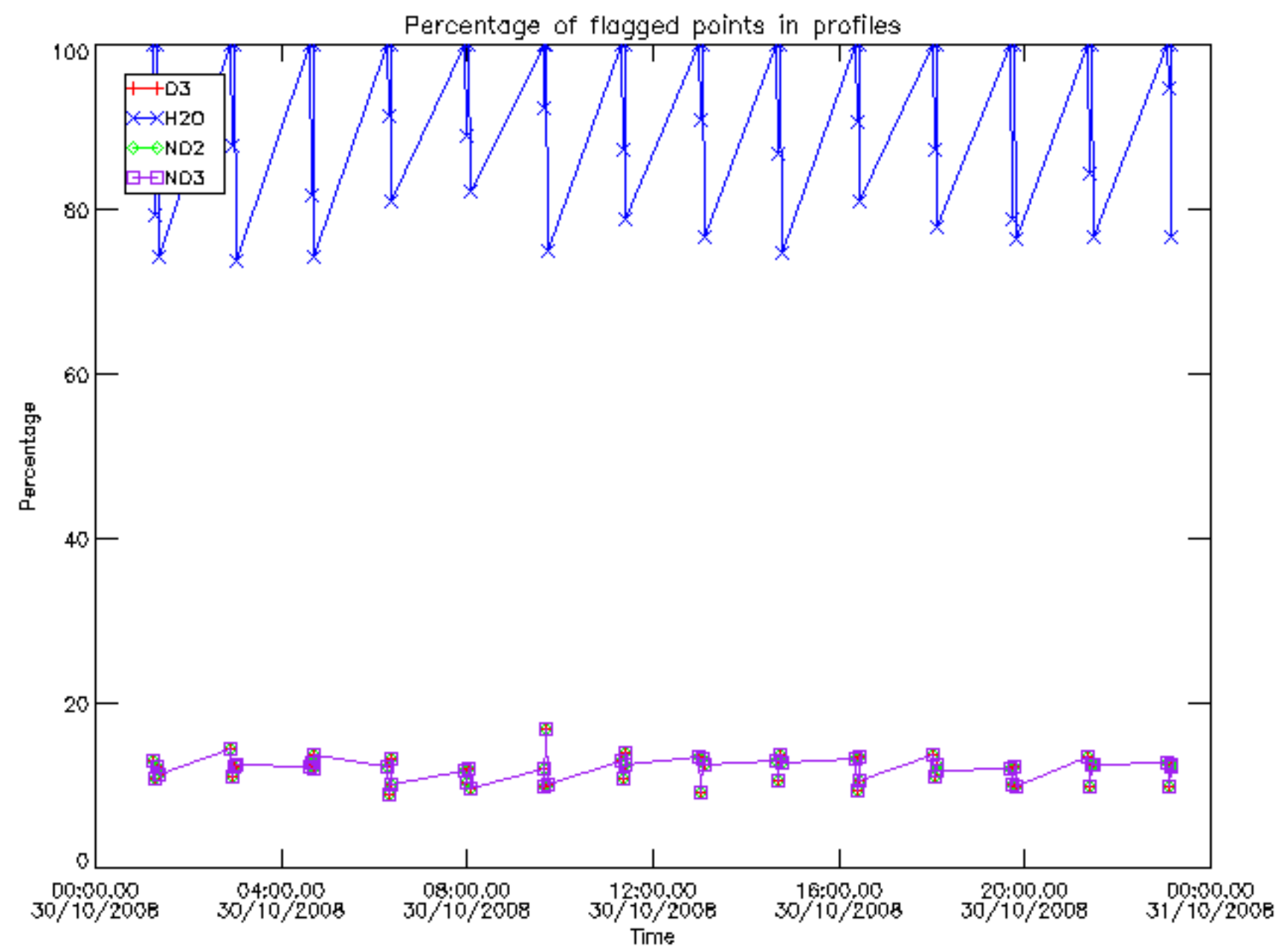




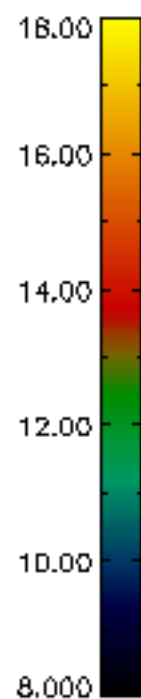
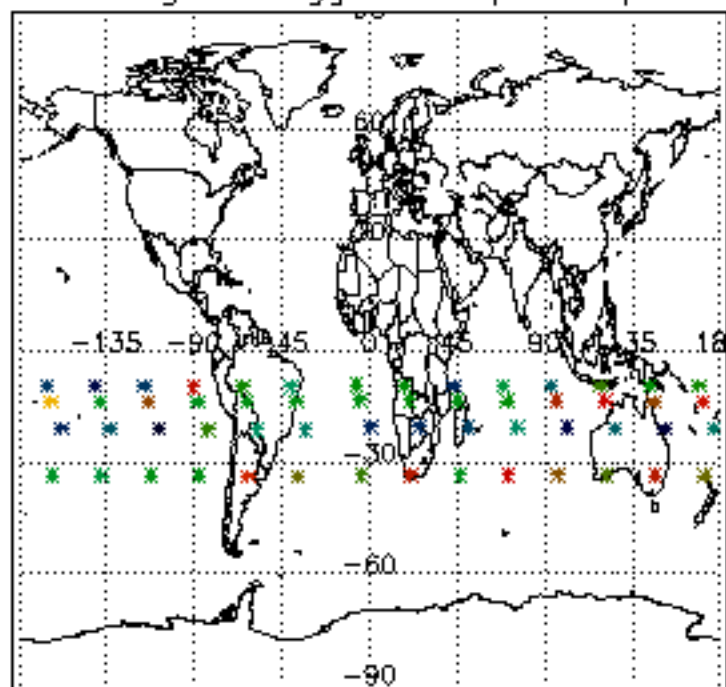




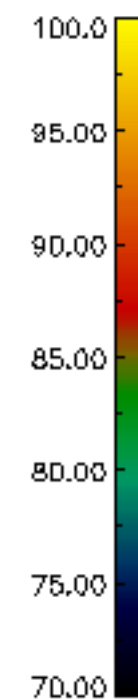
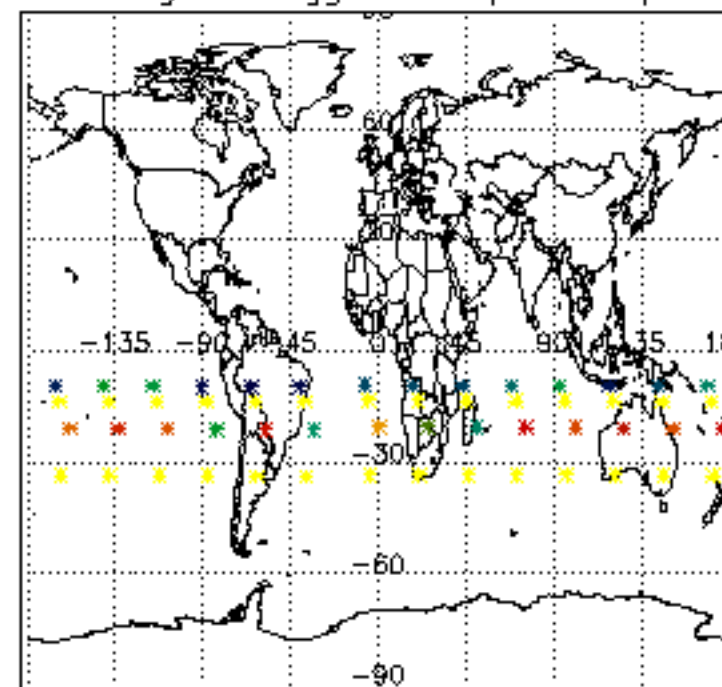




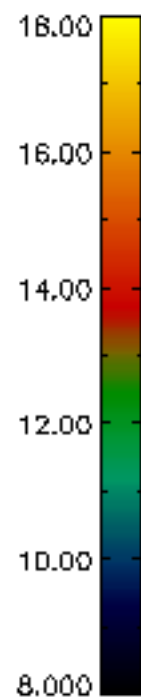
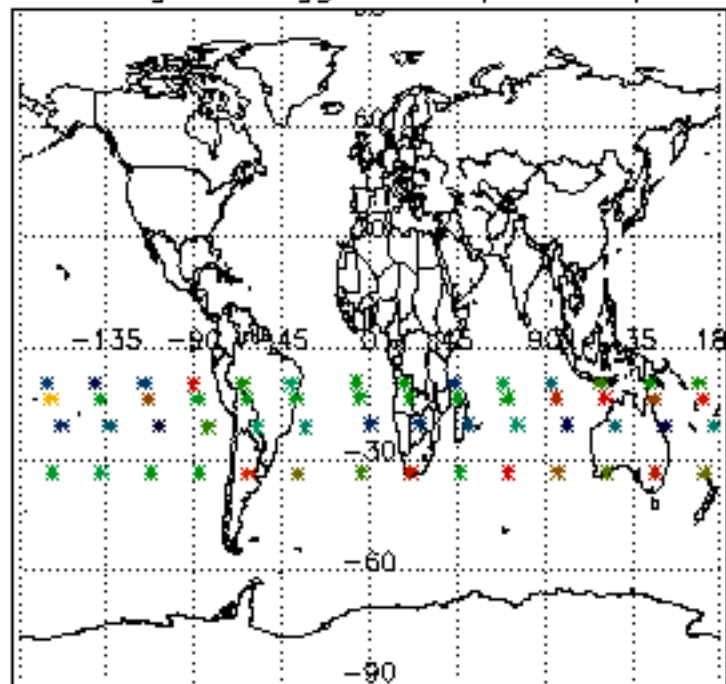
Percentage of flagged data per D3 profile



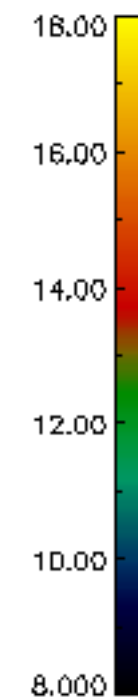
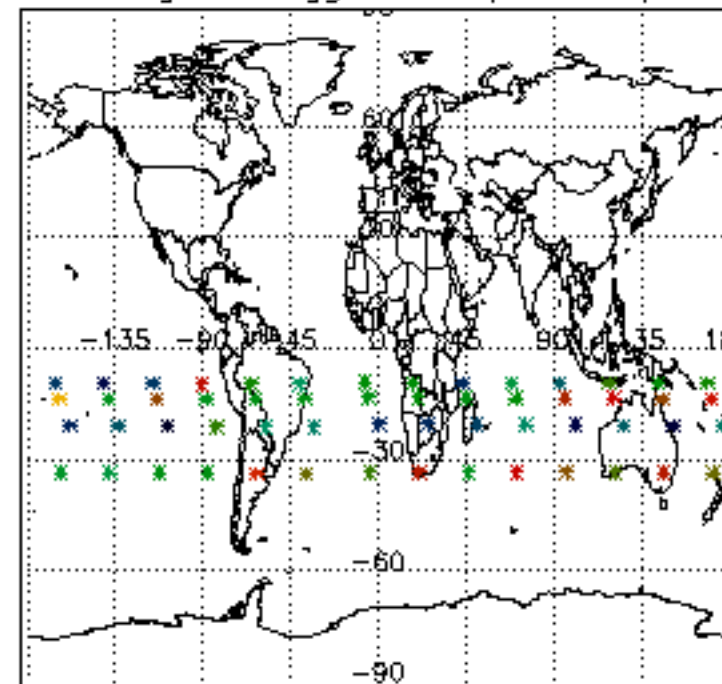
Percentage of flagged data per H2O profile

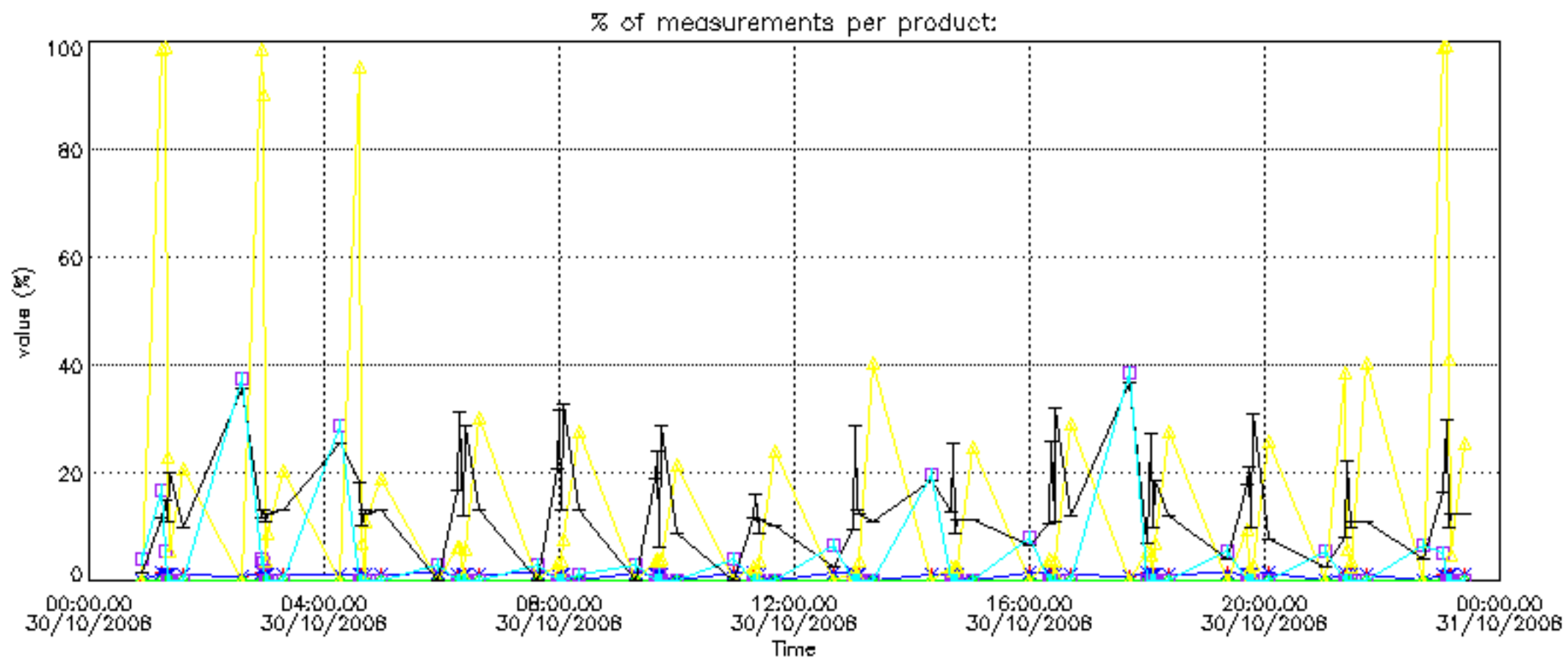


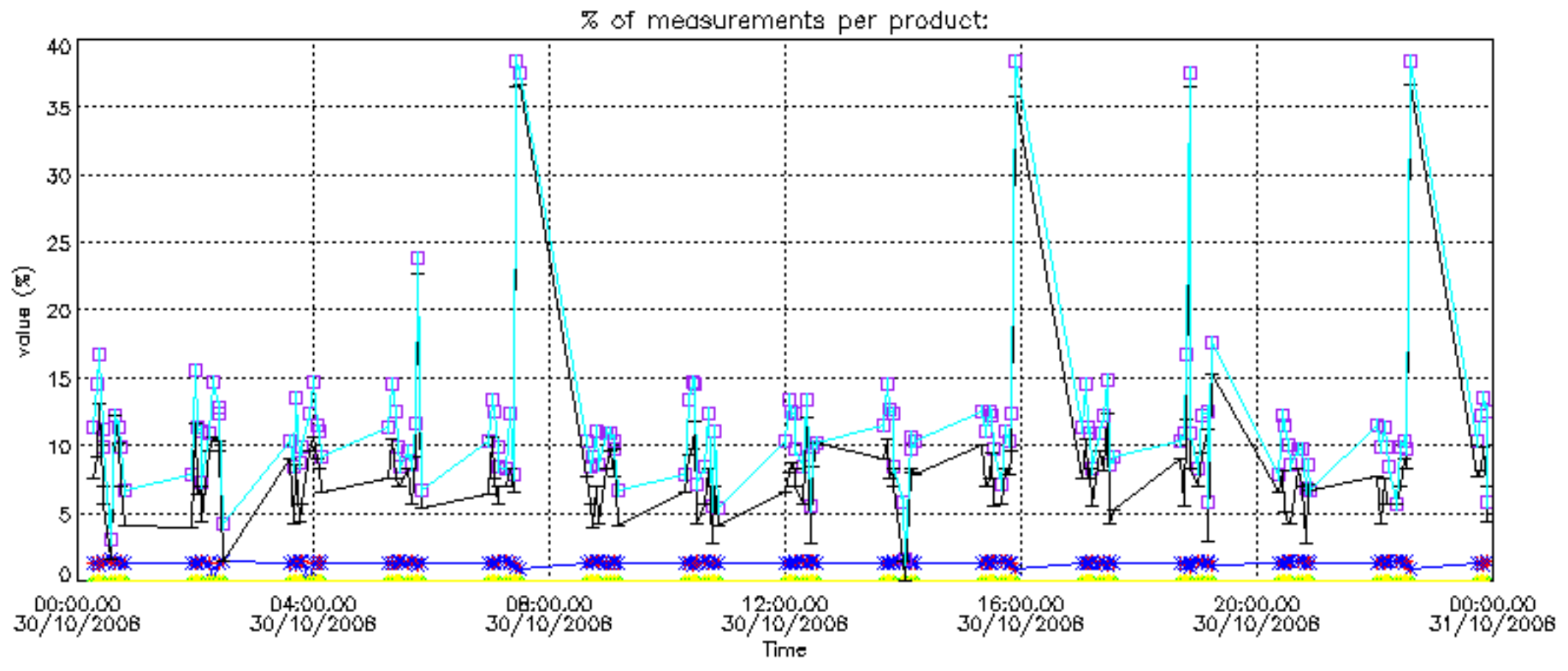
Percentage of flagged data per NO2 profile



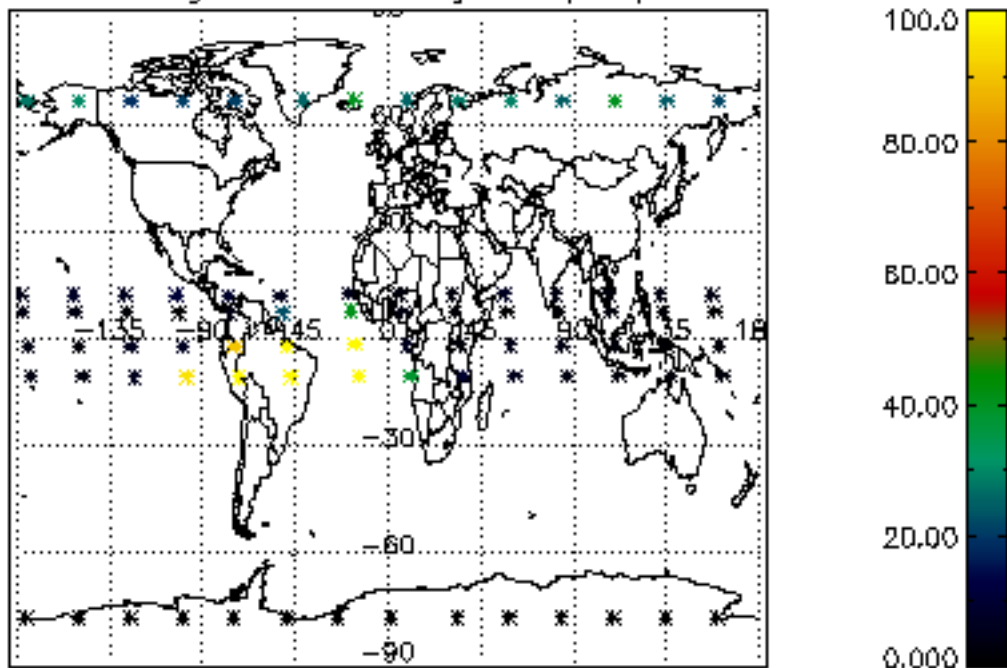
Percentage of flagged data per NO3 profile



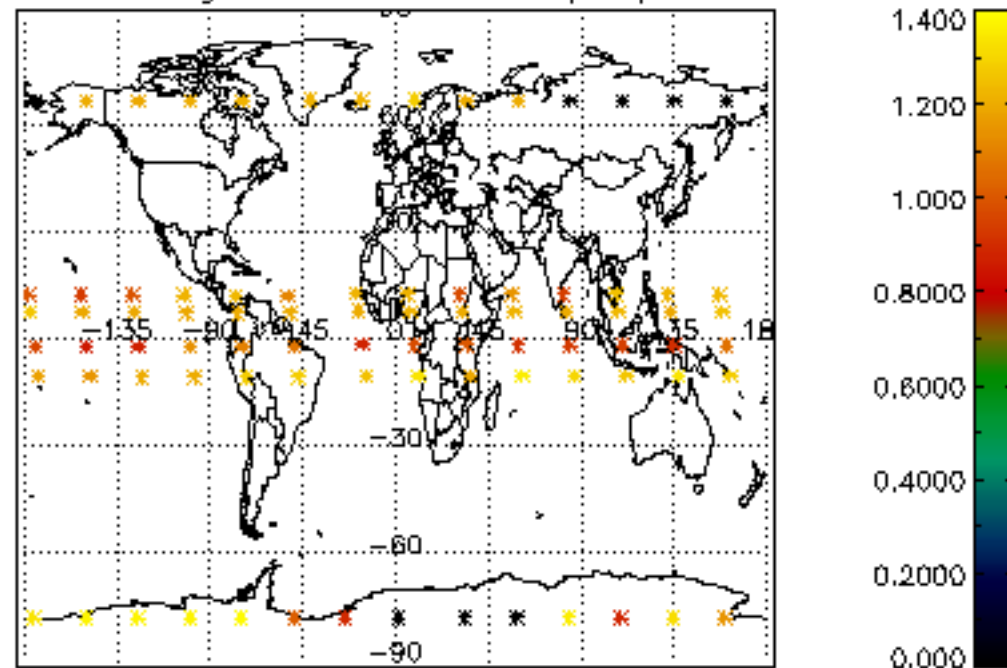




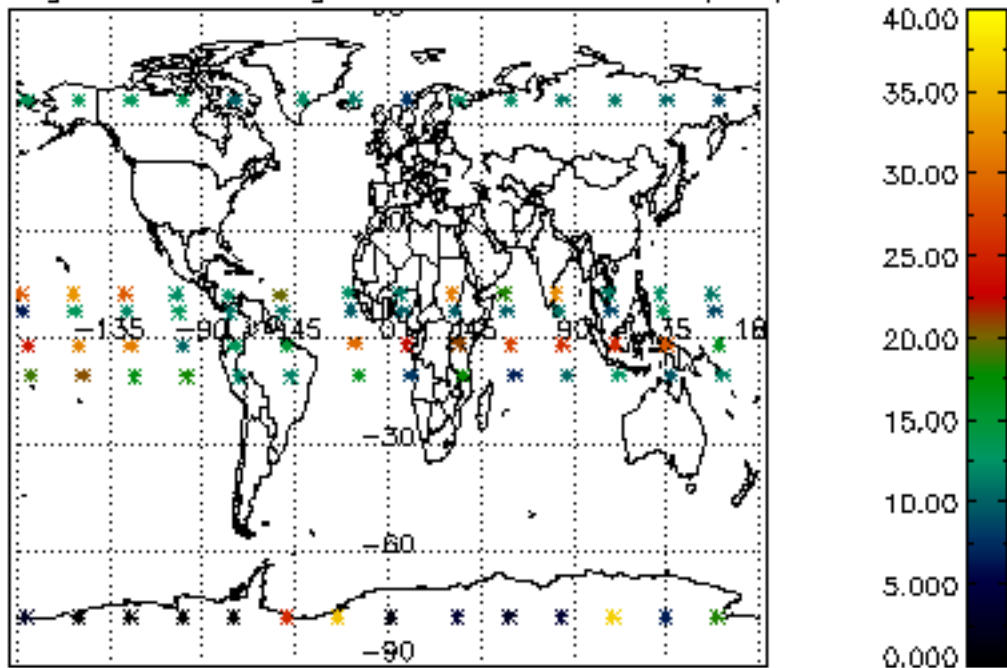
Percentage of cosmic ray hits per profile



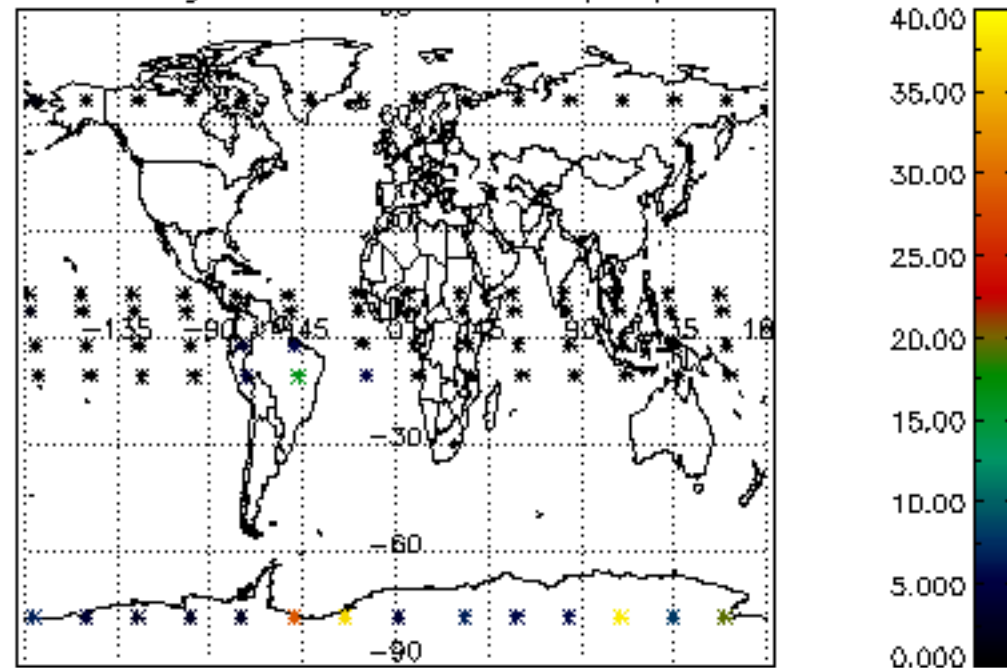
Percentage of datation errors per profile



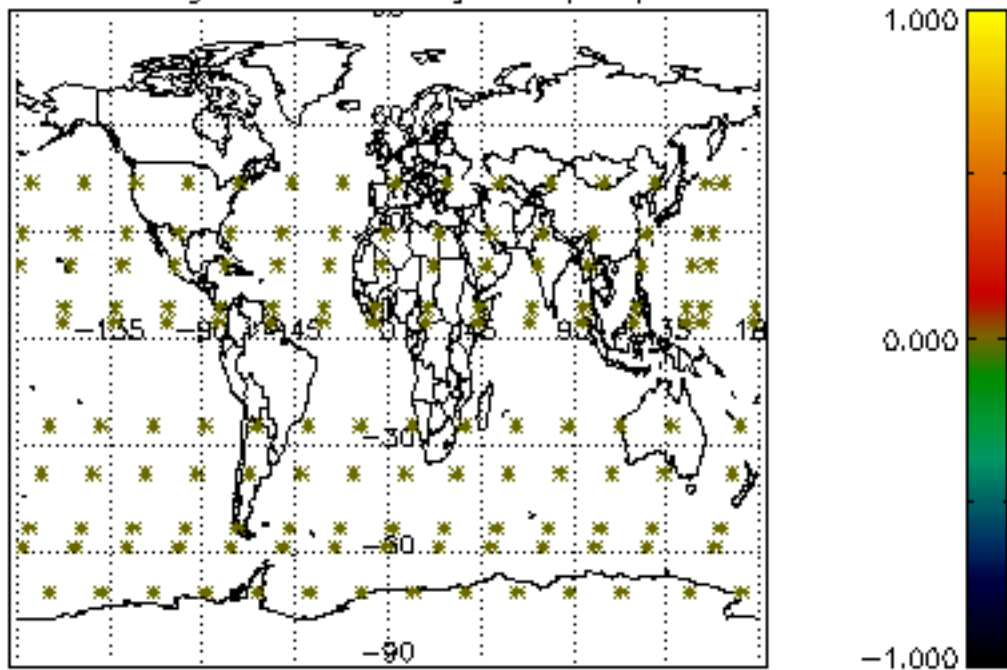
Percentage of star falling outside central band per profile



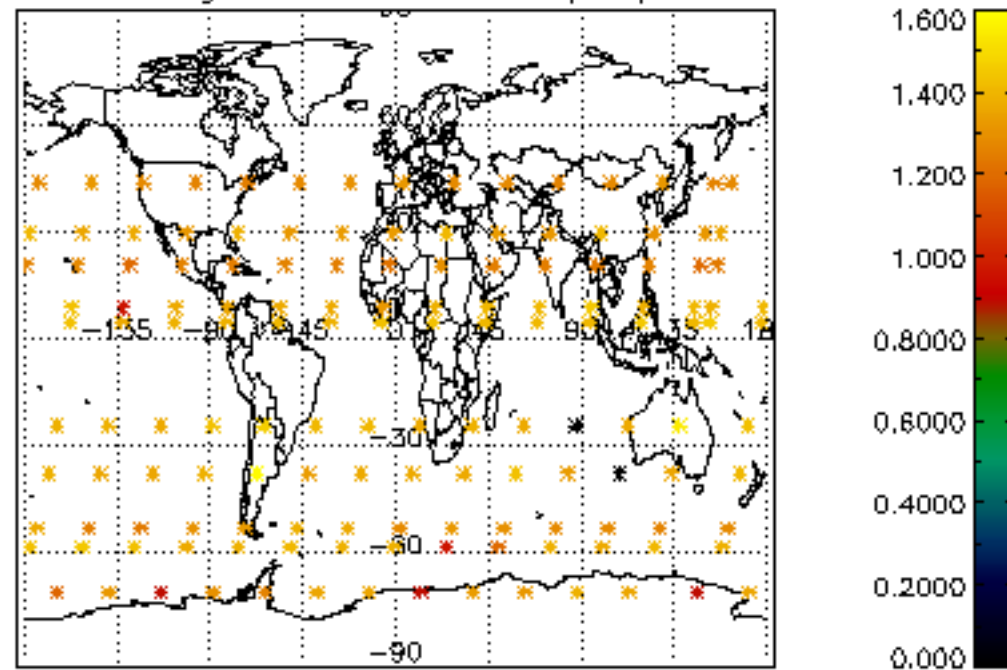
Percentage of saturation errors per profile



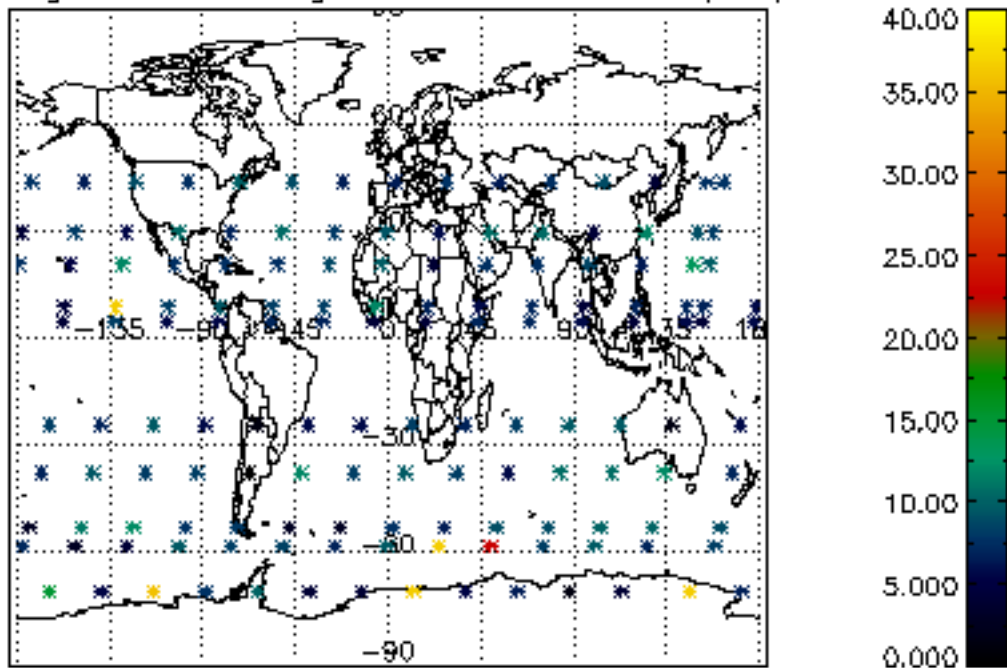
Percentage of cosmic ray hits per profile



Percentage of datation errors per profile



Percentage of star falling outside central band per profile



Percentage of saturation errors per profile

