

GOMOS Level 2 Daily Report

SUMMARY

[1. General Info](#)

[2. Summary of processed GOM_NL_2P products](#)

[3. Level 2 Quality information per product](#)

[3.1 Plot of level 2 quality information per product \(time dependant\)](#)

[3.2 Plot of level 2 quality information per product \(world map\)](#)

[4. Level 1 Quality information per product \(stored on level 2 products\)](#)

[4.1 Plot of level 1 quality information per product \(time dependant\)](#)

[4.1.1 Plot of level 1 quality information per product \(time dependant\): ASCENDING](#)

[4.1.2 Plot of level 1 quality information per product \(time dependant\): DESCENDING](#)

[4.2 Plot of level 1 quality information per product \(world map\)](#)

[4.2.1 Plot of level 1 quality information per product \(world map\): ASCENDING](#)

[4.2.2 Plot of level 1 quality information per product \(world map\): DESCENDING](#)

[5. Ozone profiles based on quality statistics and other trace gas profiles](#)

[5.1 Ozone statistics based on quality of products](#)

[5.2 Plot ozone profiles for all STD \(dark without errors\)](#)

[5.3 Plot ozone profiles where STD < 20% \(dark without errors\)](#)

[5.4. Plot ozone profiles where STD < 10% \(dark without errors\)](#)

[5.5. Plot ozone profiles where STD < 5% \(dark without errors\)](#)

[5.6 Plot NO2 profiles for all STD \(dark without errors\)](#)

[5.7 Plot NO3 profiles for all STD \(dark without errors\)](#)

[5.8 Plot H2O profiles \(only for occultations of stars 1,2,3,4,13,14,16,26,63 dark without errors\) for all STD](#)

[6. Auxiliary Data Files used for the production reported in section 2](#)

This report presents the daily analysis on parameters extracted from GOMOS level 2 data (GOM_NL__2P). It is intended to monitor some important parameters that will impact the quality of these products. A list of level 2 products (and content) that have arrived during the reporting day to the PCF is also given.

Item	Value
Time of report generation	25APR2013 21:31:08
Data source version	GOMOS/6.01
Start time of products	29-10-2008 (29OCT2008 00:00:00)
Stop time of products	30-10-2008 (30OCT2008 00:00:00)
Store outputs in DB	Yes
Nb of level 2 prods	227
Nb of prods with errors	1

2. Summary of processed GOM_NL__2P products.

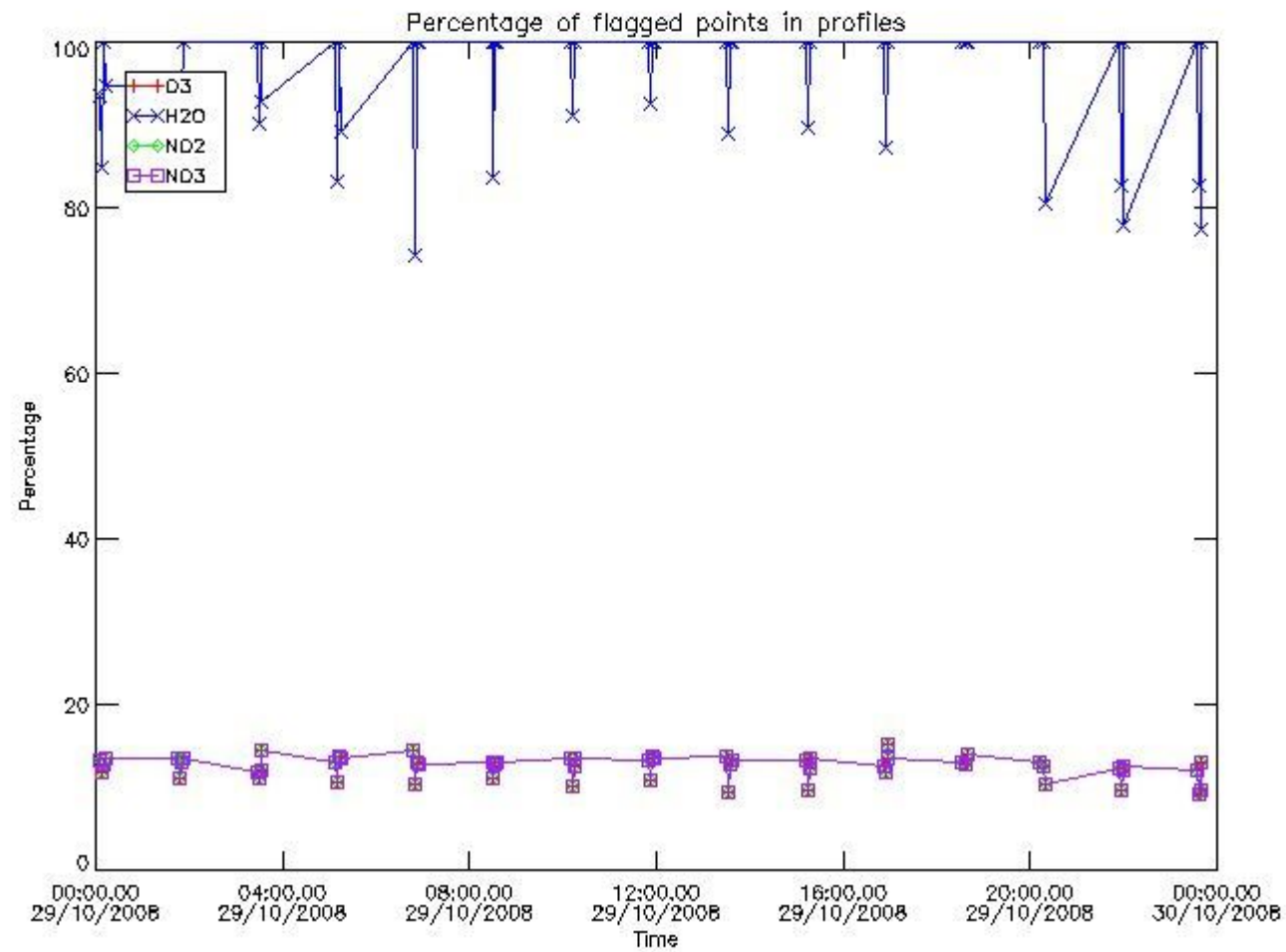
Nr	Filename	UTC Start time	Limb	Duration	Star Id	Star Name	Star Mag	Star Temp	Nb Meas	Orbit	Prod. error
1	GOM_NL__2PRFIN20081029_000542_000000392073_00216_34839_7678.N1	29-OCT-2008 00:05:42	Dark	38.500	113	Mu Vel	2.6920	5000.0	77	34839	No
2	GOM_NL__2PRFIN20081029_000757_000000442073_00216_34839_7679.N1	29-OCT-2008 00:07:57	Dark	43.500	65	Lam Vel	2.2040	4400.0	87	34839	No
3	GOM_NL__2PRFIN20081029_001039_000000402073_00217_34840_7685.N1	29-OCT-2008 00:10:39	Dark	40.000	46	Del Vel	1.9540	10600.	80	34840	No
4	GOM_NL__2PRFIN20081029_001206_000000382073_00217_34840_7686.N1	29-OCT-2008 00:12:06	Dark	38.000	29	Bet Car	1.6720	10200.	76	34840	No
5	GOM_NL__2PRFIN20081029_002737_000000422073_00217_34840_7687.N1	29-OCT-2008 00:27:37	Straylight	42.000	157	The1Eri	2.9060	9300.0	84	34840	No
6	GOM_NL__2PRFIN20081029_004650_000000412073_00217_34840_7688.N1	29-OCT-2008 00:46:50	Bright	40.500	105	6Bet Ari	2.6450	8900.0	81	34840	No
7	GOM_NL__2PRFIN20081029_004908_000000372073_00217_34840_7689.N1	29-OCT-2008 00:49:08	Bright	36.500	58	21Alp And	2.0730	11000.	73	34840	No
8	GOM_NL__2PRFIN20081029_005046_000000392073_00217_34840_7690.N1	29-OCT-2008 00:50:46	Bright	38.500	53	43Bet And	2.0480	3300.0	77	34840	No
9	GOM_NL__2PRFIN20081029_005322_000000412073_00217_34840_7691.N1	29-OCT-2008 00:53:22	Bright	40.500	73	57Gam1And	2.2600	13100.	81	34840	No
10	GOM_NL__2PRFIN20081029_005637_000000362073_00217_34840_7692.N1	29-OCT-2008 00:56:37	Bright	36.000	68	18Alp Cas	2.2250	4500.0	72	34840	No
11	GOM_NL__2PRFIN20081029_005750_000000362073_00217_34840_7693.N1	29-OCT-2008 00:57:50	Bright	36.000	76	27Gam Cas	2.3000	30000.	72	34840	No
12	GOM_NL__2PRFIN20081029_010553_000000332073_00217_34840_7694.N1	29-OCT-2008 01:05:53	Bright	33.000	49	1Alp UMi	1.9900	6300.0	66	34840	No
13	GOM_NL__2PRFIN20081029_011404_000000382073_00217_34840_7695.N1	29-OCT-2008 01:14:04	Bright	38.000	36	50Alp UMa	1.8000	6300.0	76	34840	No
14	GOM_NL__2PRFIN20081029_011532_000000342073_00217_34840_7696.N1	29-OCT-2008 01:15:32	Bright	34.000	32	77Eps UMa	1.7630	11000.	68	34840	No
15	GOM_NL__2PRFIN20081029_011918_000000382073_00217_34840_7697.N1	29-OCT-2008 01:19:18	Bright	37.500	174	52Psi UMa	3.0040	4400.0	75	34840	No
16	GOM_NL__2PRFIN20081029_012633_000000362073_00217_34840_7698.N1	29-OCT-2008 01:26:33	Bright	35.500	96	68Del Leo	2.5600	9300.0	71	34840	No
17	GOM_NL__2PRFIN20081029_014618_000000382073_00217_34840_7699.N1	29-OCT-2008 01:46:18	Dark	37.500	113	Mu Vel	2.6920	5000.0	75	34840	No
18	GOM_NL__2PRFIN20081029_014833_000000462073_00217_34840_7700.N1	29-OCT-2008 01:48:33	Dark	46.000	65	Lam Vel	2.2040	4400.0	92	34840	No
19	GOM_NL__2PRFIN20081029_015116_000000402073_00218_34841_7699.N1	29-OCT-2008 01:51:16	Dark	39.500	46	Del Vel	1.9540	10600.	79	34841	No
20	GOM_NL__2PRFIN20081029_015242_000000382073_00218_34841_7700.N1	29-OCT-2008 01:52:42	Dark	38.000	29	Bet Car	1.6720	10200.	76	34841	No
21	GOM_NL__2PRFIN20081029_020813_000000402073_00218_34841_7701.N1	29-OCT-2008 02:08:13	Straylight	40.000	157	The1Eri	2.9060	9300.0	80	34841	No
22	GOM_NL__2PRFIN20081029_022726_000000402073_00218_34841_7702.N1	29-OCT-2008 02:27:26	Bright	39.500	105	6Bet Ari	2.6450	8900.0	79	34841	No
23	GOM_NL__2PRFIN20081029_022944_000000362073_00218_34841_7703.N1	29-OCT-2008 02:29:44	Bright	35.500	58	21Alp And	2.0730	11000.	71	34841	No
24	GOM_NL__2PRFIN20081029_023122_000000392073_00218_34841_7704.N1	29-OCT-2008 02:31:22	Bright	39.000	53	43Bet And	2.0480	3300.0	78	34841	No
25	GOM_NL__2PRFIN20081029_023358_000000412073_00218_34841_7705.N1	29-OCT-2008 02:33:58	Bright	41.000	73	57Gam1And	2.2600	13100.	82	34841	No
26	GOM_NL__2PRFIN20081029_023713_000000342073_00218_34841_7706.N1	29-OCT-2008 02:37:13	Bright	34.000	68	18Alp Cas	2.2250	4500.0	68	34841	No
27	GOM_NL__2PRFIN20081029_023826_000000342073_00218_34841_7707.N1	29-OCT-2008 02:38:26	Bright	33.500	76	27Gam Cas	2.3000	30000.	67	34841	No
28	GOM_NL__2PRFIN20081029_024629_000000342073_00218_34841_7708.N1	29-OCT-2008 02:46:29	Bright	34.000	49	1Alp UMi	1.9900	6300.0	68	34841	No
29	GOM_NL__2PRFIN20081029_025440_000000392073_00218_34841_7709.N1	29-OCT-2008 02:54:40	Bright	39.000	36	50Alp UMa	1.8000	6300.0	78	34841	No
30	GOM_NL__2PRFIN20081029_025608_000000362073_00218_34841_7710.N1	29-OCT-2008 02:56:08	Bright	35.500	32	77Eps UMa	1.7630	11000.	71	34841	No
31	GOM_NL__2PRFIN20081029_025954_000000362073_00218_34841_7711.N1	29-OCT-2008 02:59:54	Bright	36.000	174	52Psi UMa	3.0040	4400.0	72	34841	No
32	GOM_NL__2PRFIN20081029_030709_000000382073_00218_34841_7712.N1	29-OCT-2008 03:07:09	Bright	37.500	96	68Del Leo	2.5600	9300.0	75	34841	No
33	GOM_NL__2PRFIN20081029_032655_000000432073_00218_34841_7713.N1	29-OCT-2008 03:26:55	Dark	43.000	113	Mu Vel	2.6920	5000.0	86	34841	No
34	GOM_NL__2PRFIN20081029_032910_000000562073_00218_34841_7714.N1	29-OCT-2008 03:29:10	Dark	55.500	65	Lam Vel	2.2040	4400.0	111	34841	No
35	GOM_NL__2PRFIN20081029_033152_000000432073_00219_34842_7711.N1	29-OCT-2008 03:31:52	Dark	42.500	46	Del Vel	1.9540	10600.	85	34842	No
36	GOM_NL__2PRFIN20081029_033318_000000352073_00219_34842_7712.N1	29-OCT-2008 03:33:18	Dark	35.000	29	Bet Car	1.6720	10200.	70	34842	No
37	GOM_NL__2PRFIN20081029_034849_000000412073_00219_34842_7713.N1	29-OCT-2008 03:48:49	Straylight	40.500	157	The1Eri	2.9060	9300.0	81	34842	No
38	GOM_NL__2PRFIN20081029_040801_000000392073_00219_34842_7714.N1	29-OCT-2008 04:08:01	Bright	39.000	105	6Bet Ari	2.6450	8900.0	78	34842	No
39	GOM_NL__2PRFIN20081029_041020_000000362073_00219_34842_7715.N1	29-OCT-2008 04:10:20	Bright	36.000	58	21Alp And	2.0730	11000.	72	34842	No
40	GOM_NL__2PRFIN20081029_041158_000000362073_00219_34842_7716.N1	29-OCT-2008 04:11:58	Bright	36.000	53	43Bet And	2.0480	3300.0	72	34842	No
41	GOM_NL__2PRFIN20081029_041433_000000412073_00219_34842_7717.N1	29-OCT-2008 04:14:33	Bright	41.000	73	57Gam1And	2.2600	13100.	82	34842	No
42	GOM_NL__2PRFIN20081029_041749_000000352073_00219_34842_7718.N1	29-OCT-2008 04:17:49	Bright	35.000	68	18Alp Cas	2.2250	4500.0	70	34842	No

220	GOM_NL__2PRFIN20081029_230320_000000462073_00230_34853_7880.N1	29-OCT-2008 23:03:20	Bright	45.500	32	77Eps UMa	1.7630	11000.	91	34853	No
221	GOM_NL__2PRFIN20081029_230705_000000362073_00230_34853_7881.N1	29-OCT-2008 23:07:05	Bright	36.000	174	52Psi UMa	3.0040	4400.0	72	34853	No
222	GOM_NL__2PRFIN20081029_231423_000000372073_00230_34853_7882.N1	29-OCT-2008 23:14:23	Bright	36.500	96	68Del Leo	2.5600	9300.0	73	34853	No
223	GOM_NL__2PRFIN20081029_233410_000000422073_00230_34853_7883.N1	29-OCT-2008 23:34:10	Dark	42.000	113	Mu Vel	2.6920	5000.0	84	34853	No
224	GOM_NL__2PRFIN20081029_233631_000000562073_00230_34853_7884.N1	29-OCT-2008 23:36:31	Dark	55.500	65	Lam Vel	2.2040	4400.0	111	34853	No
225	GOM_NL__2PRFIN20081029_233911_000000392073_00231_34854_7891.N1	29-OCT-2008 23:39:11	Dark	39.000	46	Del Vel	1.9540	10600.	78	34854	No
226	GOM_NL__2PRFIN20081029_234034_000000542073_00231_34854_7892.N1	29-OCT-2008 23:40:34	Dark	53.500	41	Eps Car	1.8600	4100.0	107	34854	No
227	GOM_NL__2PRFIN20081029_235605_000000402073_00231_34854_7893.N1	29-OCT-2008 23:56:05	Straylight	39.500	157	The1Eri	2.9060	9300.0	79	34854	No

3. Quality information per product

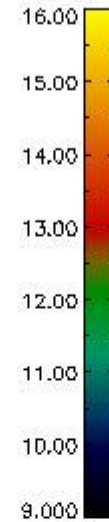
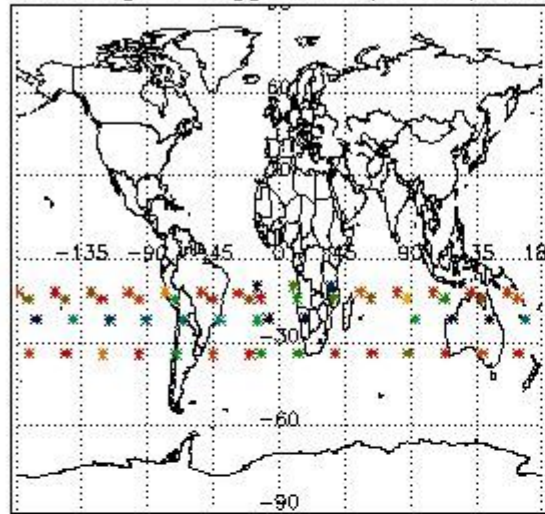
In this section it is plotted some information contained in the Quality Summary data set of the level 2 products. Only products in dark limb conditions and without errors (error flag in the MPH set to "0") are used.

3.1 Plot quality information per product (time dependant)

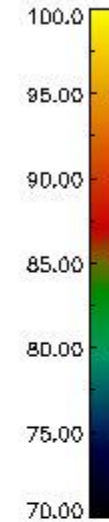
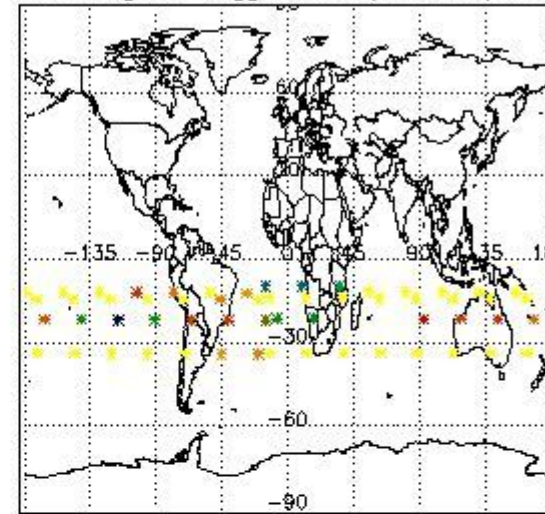


3.2 Plot quality information per product (world map)

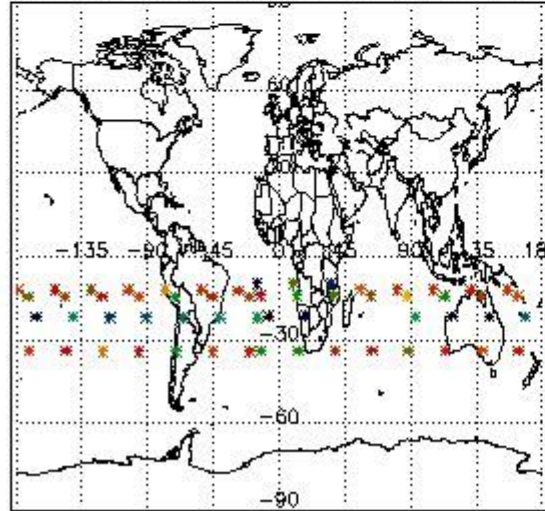
Percentage of flagged data per O3 profile



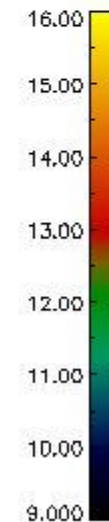
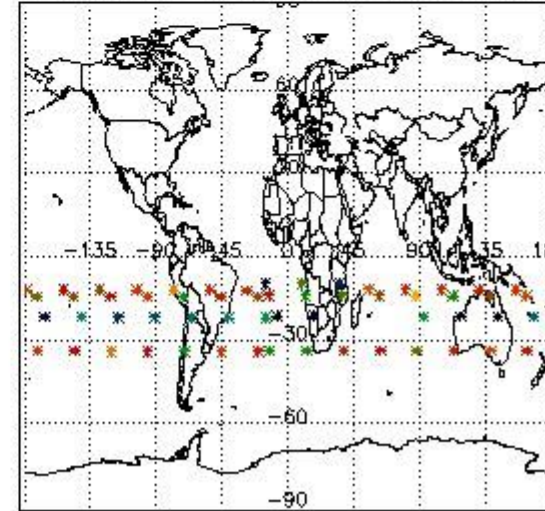
Percentage of flagged data per H2O profile



Percentage of flagged data per NO2 profile



Percentage of flagged data per NO3 profile

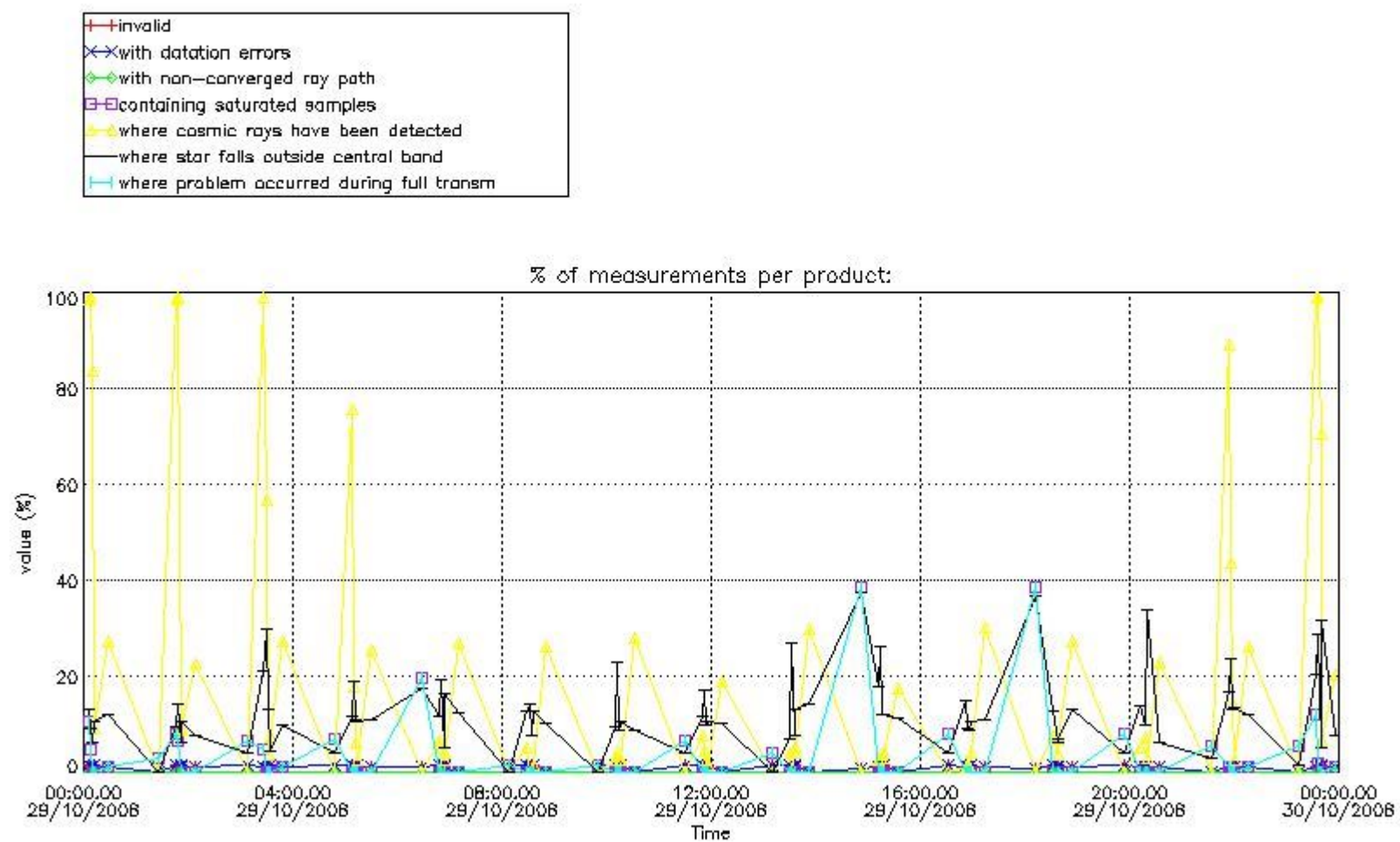


4. Level 1 quality information per product

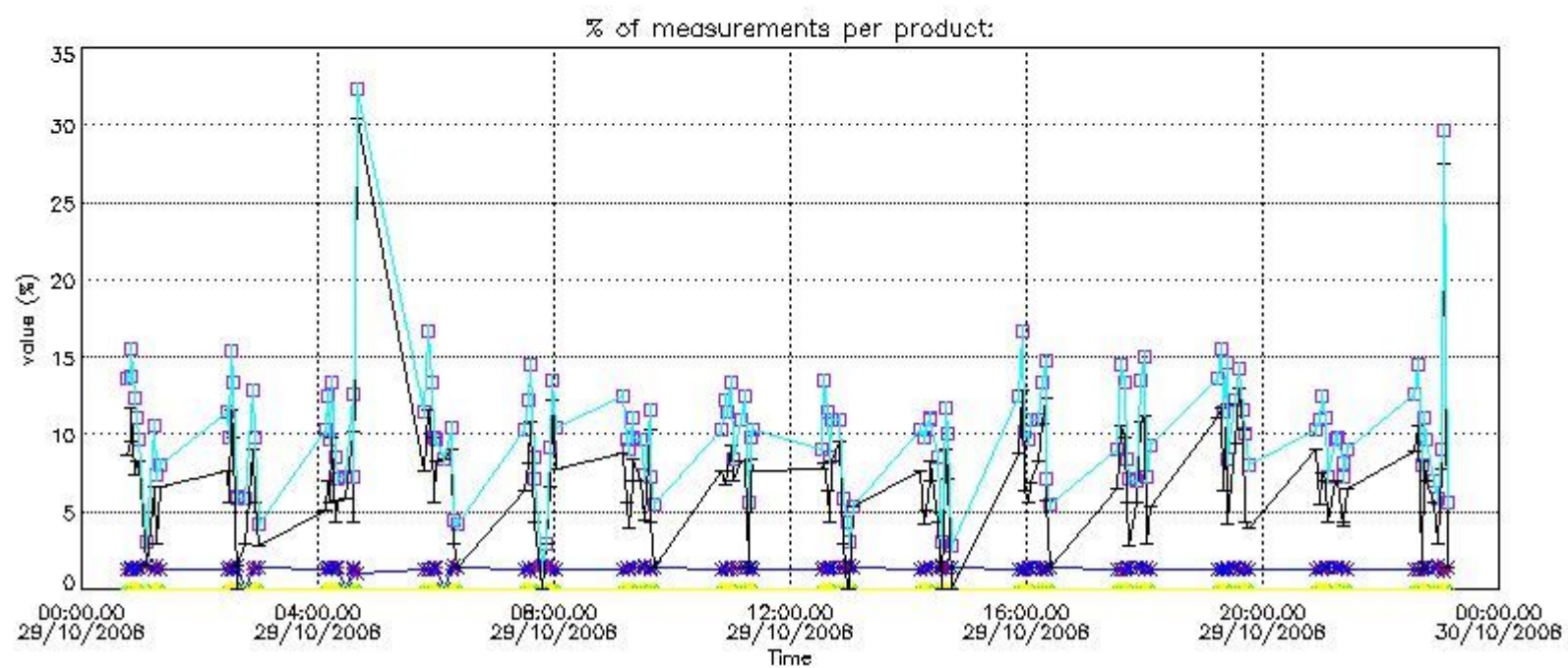
In this section it is plotted some information contained in the Quality Summary data set of the level 2 products that comes from the level 1b processing. Products without errors (error flag in the MPH set to "0") are used.

4.1 Plot quality information per product (time dependant) coming from level 1b processing

4.1.1 Plot level 1 quality information per product (time dependant): ENVISAT ASCENDING passes



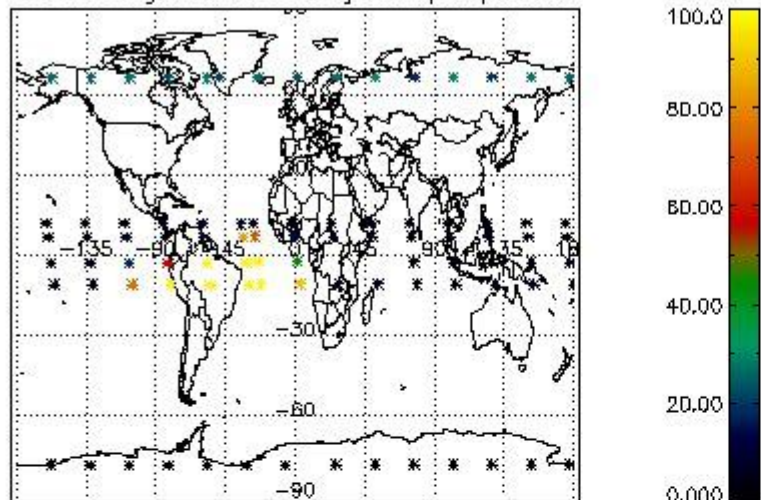
4.1.2 Plot level 1 quality information per product (time dependant): ENVI SAT DESCENDING passes



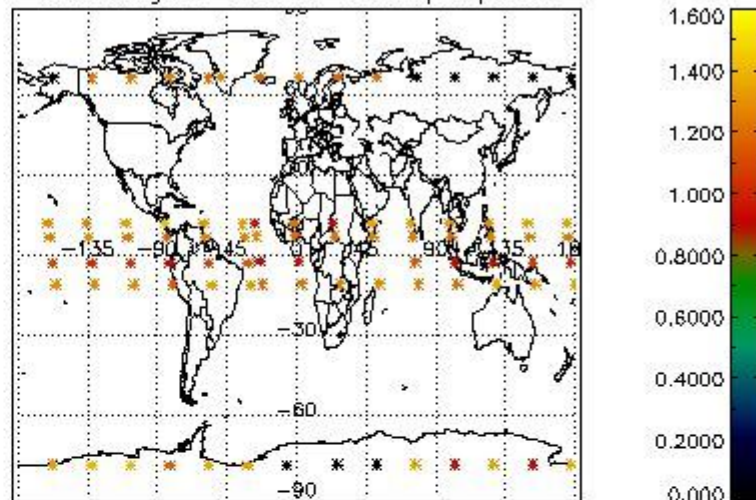
4.2 Plot quality information per product coming from level 1b processing (world map)

4.2.1 Plot level 1 quality information per product (world map): ENVISAT ASCENDING passes

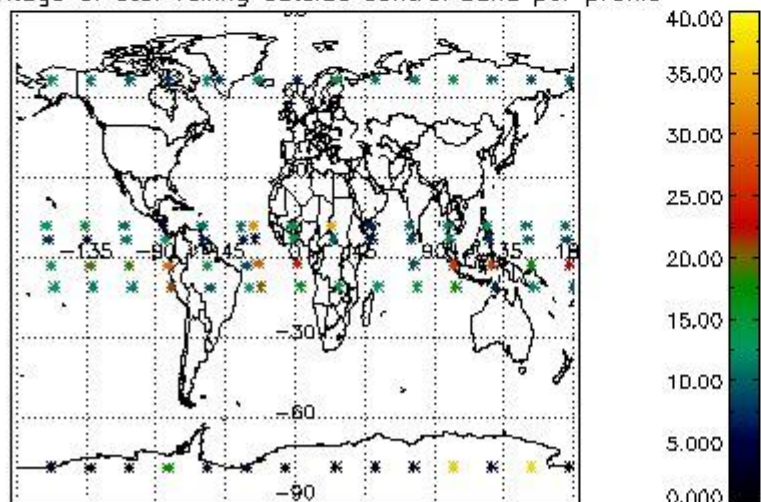
Percentage of cosmic ray hits per profile



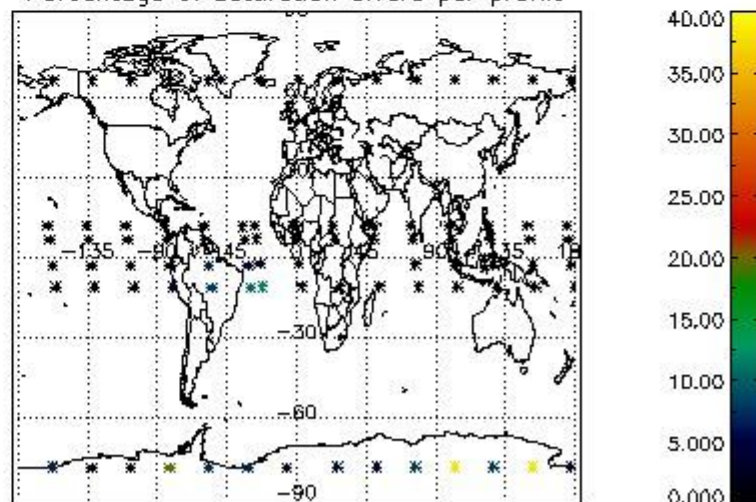
Percentage of datation errors per profile



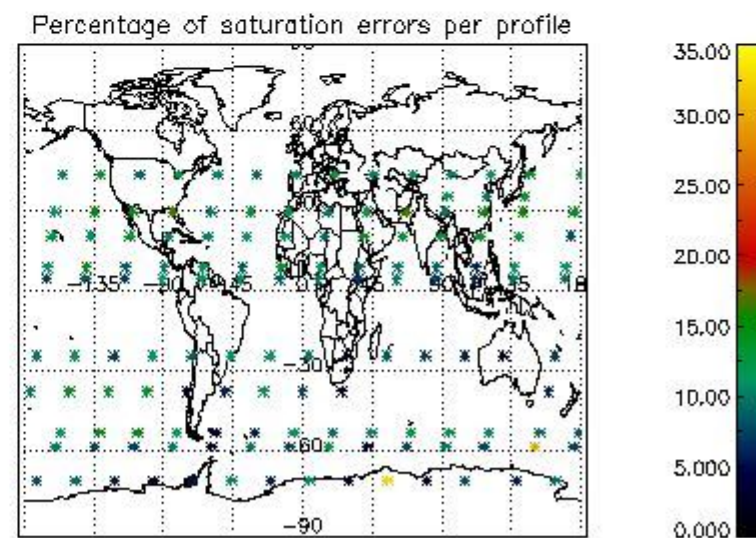
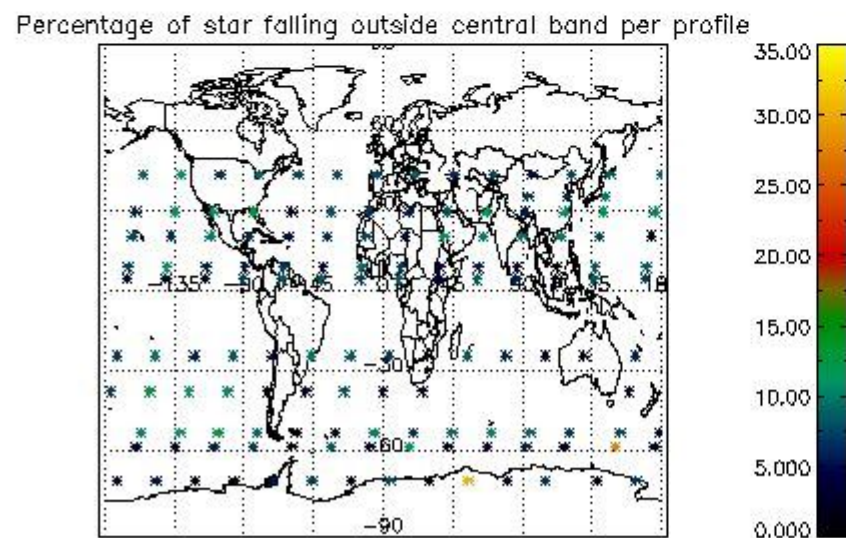
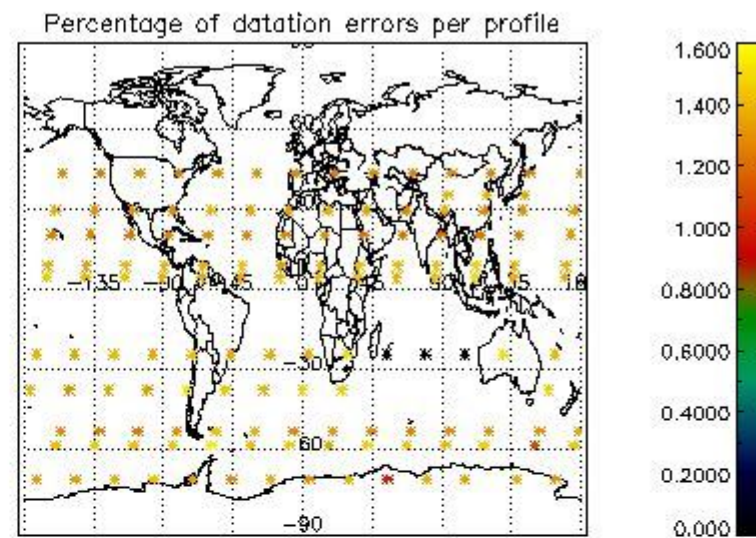
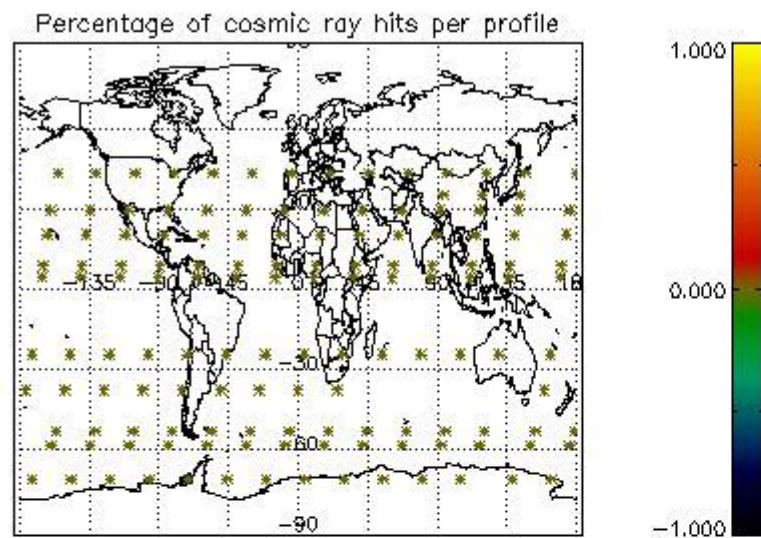
Percentage of star falling outside central band per profile



Percentage of saturation errors per profile



4.2.2 Plot level 1 quality information per product (world map): ENVISAT DESCENDING passes



5. Trace gas profiles

5.1 Ozone statistics based on quality of products

The final quality of the products can be "measured" using the STD (Standard Deviation) attached to every point profile. This information is written to the parameter GOM_NL__2P/NL_LOCAL_SPECIES_DENSITY/o3_std of the level 2 products. The table below shows the statistics for given STD ranges.

The statistics are given with respect to the overall valid production:

- Products without fatal errors: GOM_NL__2P/MPH/PRODUCT_ERR=0
- Valid point profile: GOM_NL__2P/NL_LOCAL_SPECIES_DENSITY/pcd(0)=0

The 'Criteria' is applied to valid points of dark limb products:

- Products in dark limb illumination condition: GOM_NL__2P/NL_SUMMARY_QUALITY/obs_ill_cond=0
- Products without fatal errors: GOM_NL__2P/MPH/PRODUCT_ERR=0
- Valid point profile: GOM_NL__2P/NL_LOCAL_SPECIES_DENSITY/pcd(0)=0

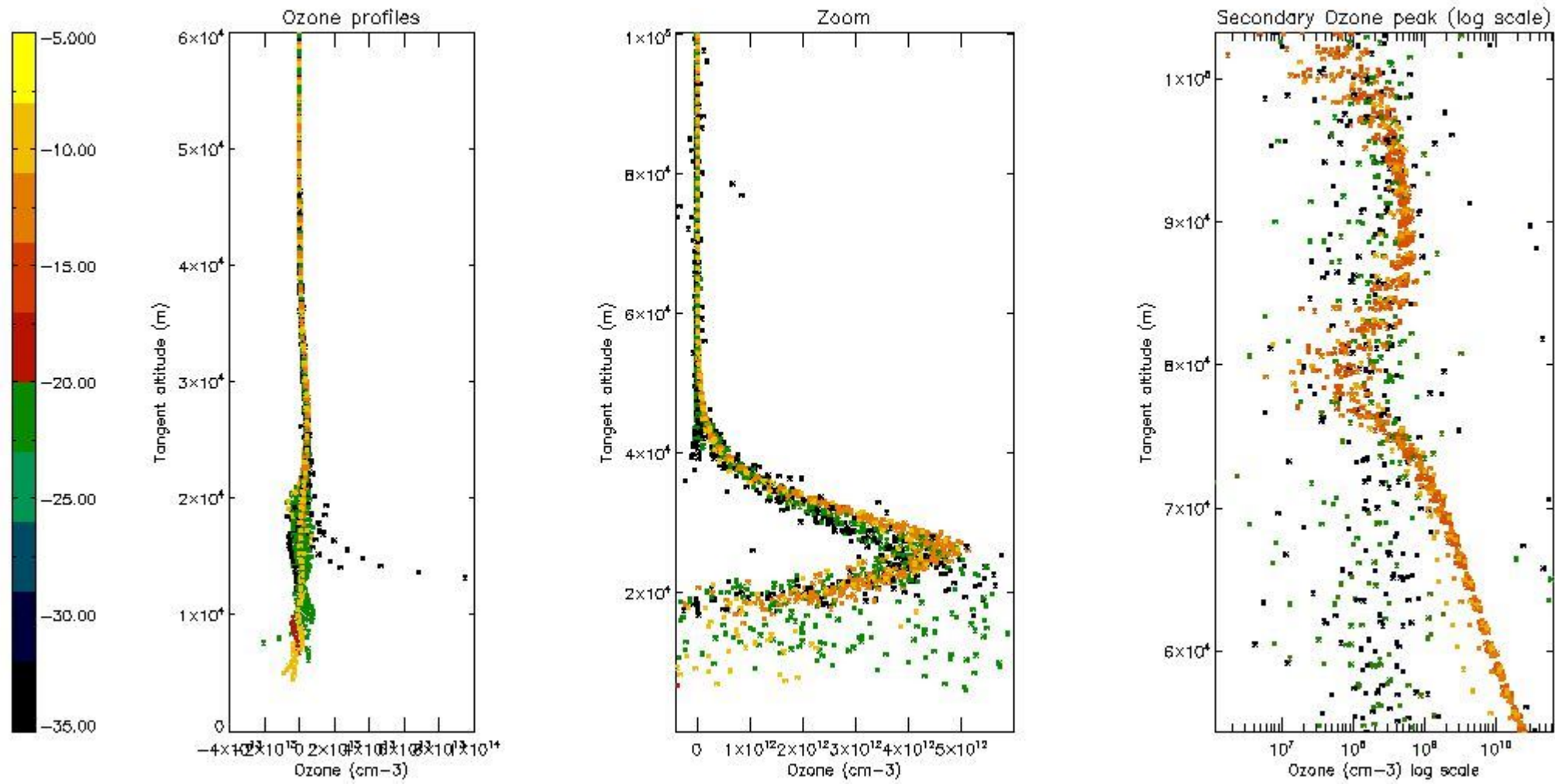
So, the table below shows the percentage of dark limb and valid observations for each criteria with respect to the overall valid daily observations.

Criteria	% of total production
All STD	29
STD < 20	13

STD < 10	8
STD < 5	4

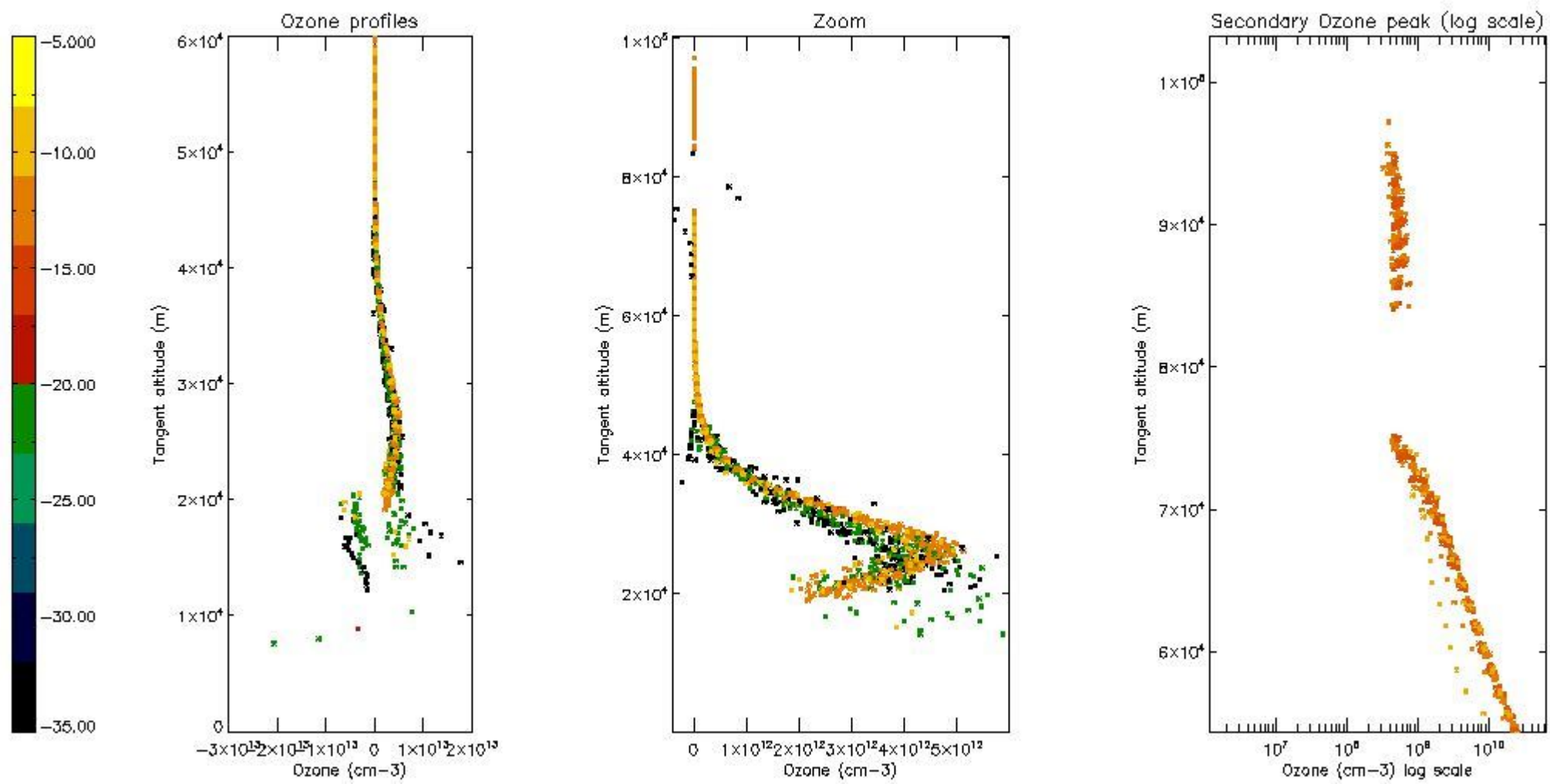
5.2 Plot ozone profiles for all STD (dark without errors)

The colorbar represents the latitude.



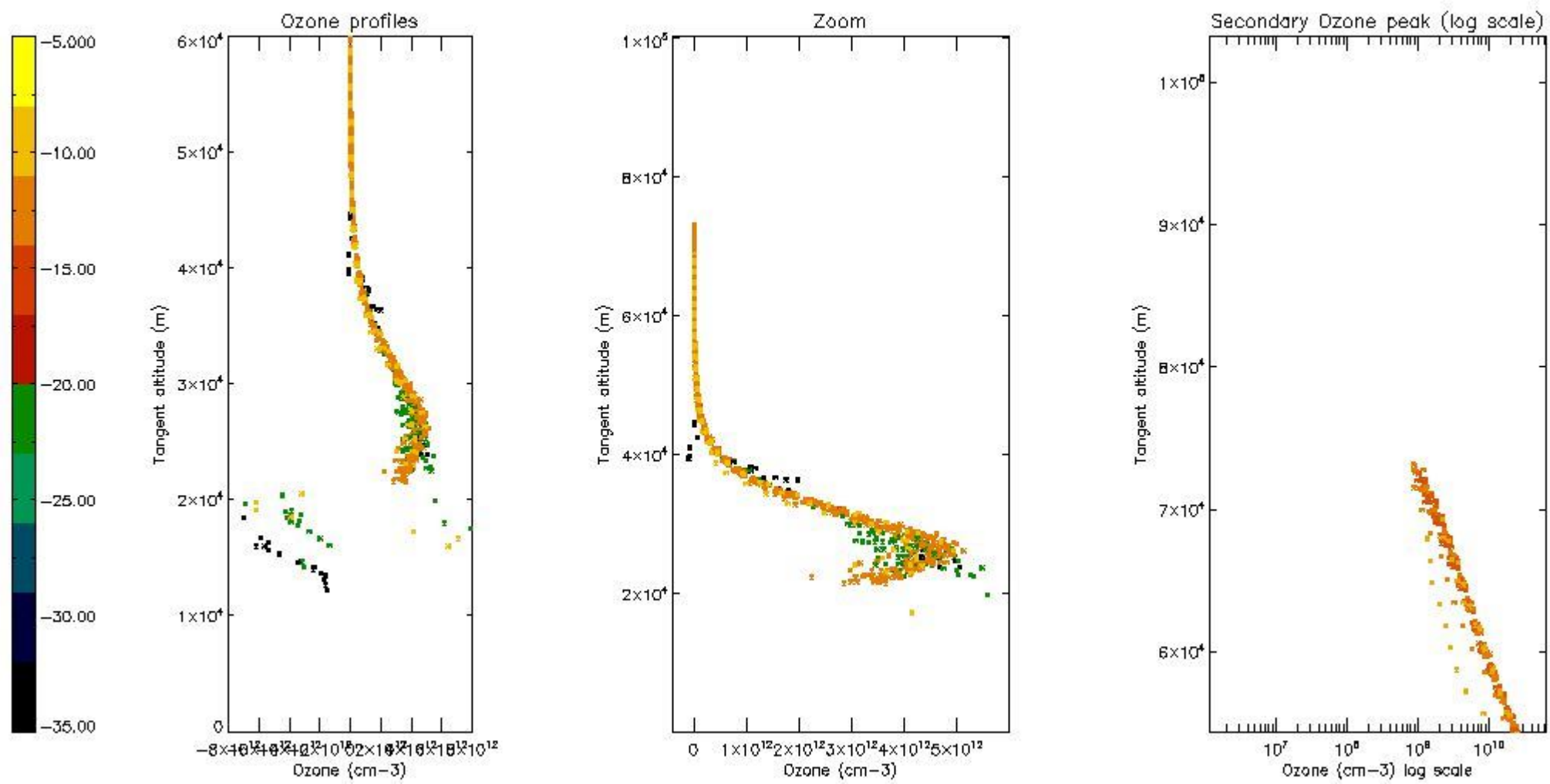
5.3 Plot ozone profiles where STD < 20% (dark without errors)

The colorbar represents the latitude.



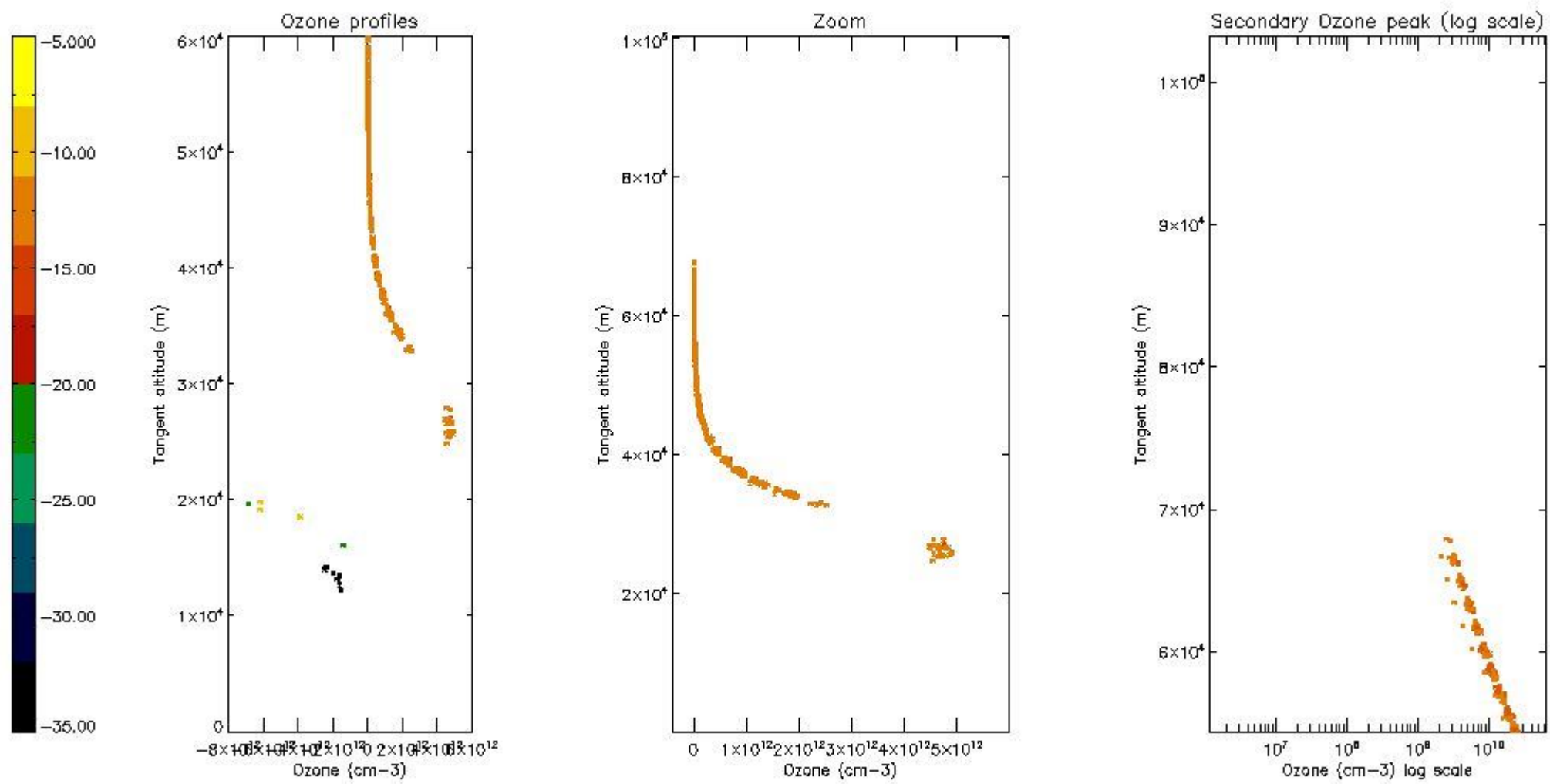
5.4 Plot ozone profiles where STD < 10% (dark without errors)

The colorbar represents the latitude.



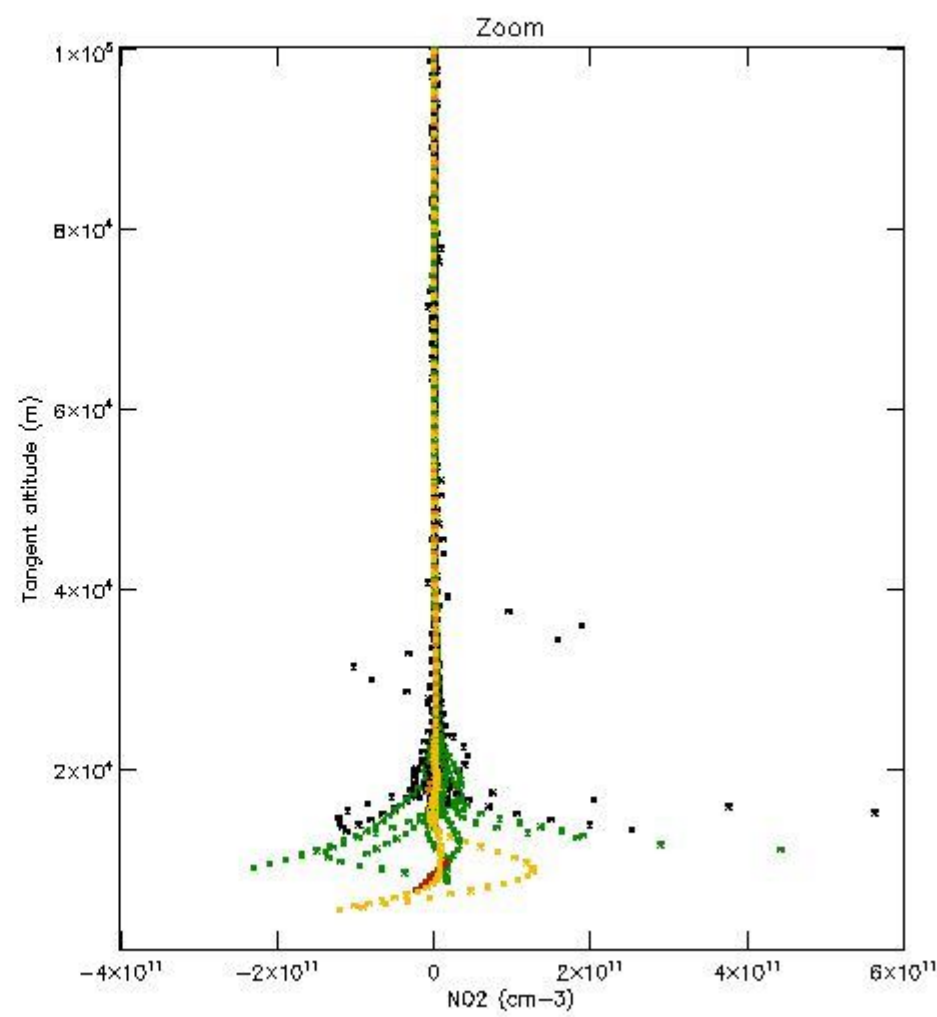
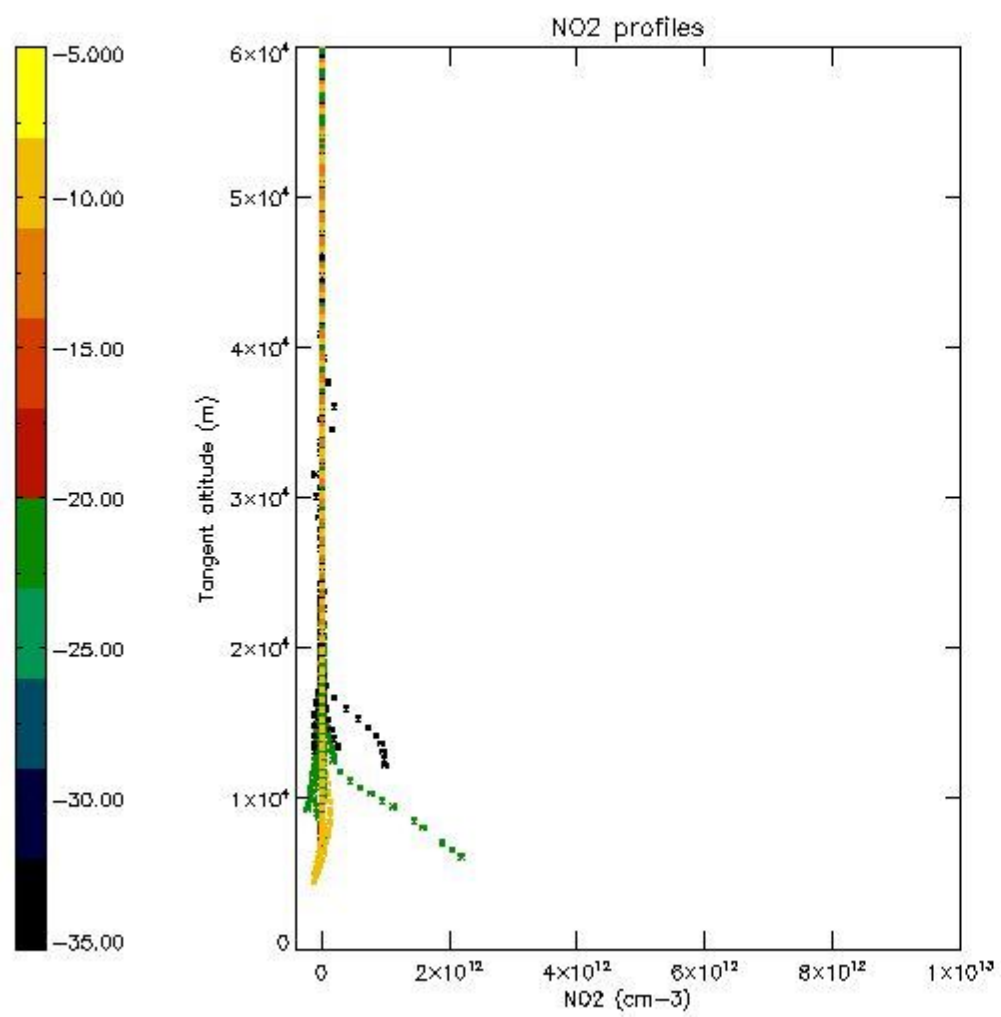
5.5 Plot ozone profiles where $STD < 5\%$ (dark without errors)

The colorbar represents the latitude.



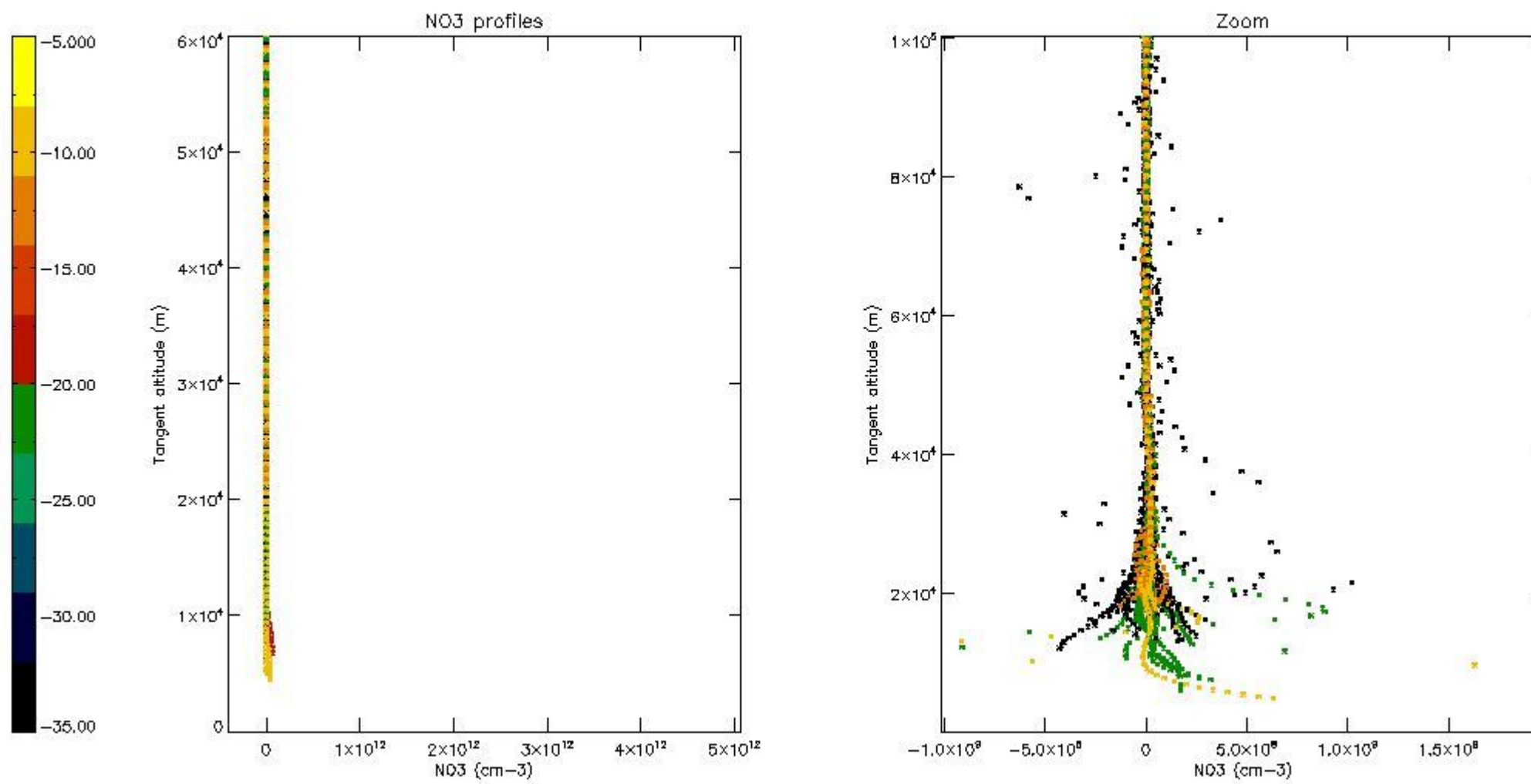
5.6 Plot NO₂ profiles for all STD (dark without errors)

The colorbar represents the latitude.



5.7 Plot NO3 profiles for all STD (dark without errors)

The colorbar represents the latitude.



6. Auxiliary Data Files used for the production reported in section 2

The number reported in the third column indicates since which file (see list in section 2) the corresponding auxiliary file has been used. The fourth column is the date of those product files.

Type	Auxiliary Filename	Used since product	Used since product date
INST_PHYS_CHARACTERISTICS	GOM_INS_AXVIEC20091111_143220_20030716_120000_20500101_000000	1	29-OCT-2008 00:05:42
LEVEL-2_PROC_CONFIG	GOM_PR2_AXVIEC20091111_152718_20020301_000000_20500101_000000	1	29-OCT-2008 00:05:42
CROSS_SECTIONS_FILE	GOM_CRS_AXVIEC20091111_154832_20020301_000000_20500101_000000	1	29-OCT-2008 00:05:42

GOMOS Level 2 Daily Report

SUMMARY

[1. General Info](#)

[2. Summary of processed GOM_NL_2P products](#)

[3. Level 2 Quality information per product](#)

[3.1 Plot of level 2 quality information per product \(time dependant\)](#)

[3.2 Plot of level 2 quality information per product \(world map\)](#)

[4. Level 1 Quality information per product \(stored on level 2 products\)](#)

[4.1 Plot of level 1 quality information per product \(time dependant\)](#)

[4.1.1 Plot of level 1 quality information per product \(time dependant\): ASCENDING](#)

[4.1.2 Plot of level 1 quality information per product \(time dependant\): DESCENDING](#)

[4.2 Plot of level 1 quality information per product \(world map\)](#)

[4.2.1 Plot of level 1 quality information per product \(world map\): ASCENDING](#)

[4.2.2 Plot of level 1 quality information per product \(world map\): DESCENDING](#)

[5. Ozone profiles based on quality statistics and other trace gas profiles](#)

[5.1 Ozone statistics based on quality of products](#)

[5.2 Plot ozone profiles for all STD \(dark without errors\)](#)

[5.3 Plot ozone profiles where STD < 20% \(dark without errors\)](#)

[5.4. Plot ozone profiles where STD < 10% \(dark without errors\)](#)

[5.5. Plot ozone profiles where STD < 5% \(dark without errors\)](#)

[5.6 Plot NO2 profiles for all STD \(dark without errors\)](#)

[5.7 Plot NO3 profiles for all STD \(dark without errors\)](#)

[5.8 Plot H2O profiles \(only for occultations of stars 1,2,3,4,13,14,16,26,63 dark without errors\) for all STD](#)

[6. Auxiliary Data Files used for the production reported in section 2](#)

This report presents the daily analysis on parameters extracted from GOMOS level 2 data (GOM_NL__2P). It is intended to monitor some important parameters that will impact the quality of these products. A list of level 2 products (and content) that have arrived during the reporting day to the PCF is also given.

Item	Value
Time of report generation	25APR2013 21:31:08
Data source version	GOMOS/6.01
Start time of products	29-10-2008 (29OCT2008 00:00:00)
Stop time of products	30-10-2008 (30OCT2008 00:00:00)
Store outputs in DB	Yes
Nb of level 2 prods	227
Nb of prods with errors	1

2. Summary of processed GOM_NL__2P products.

Nr	Filename	UTC Start time	Limb	Duration	Star Id	Star Name	Star Mag	Star Temp	Nb Meas	Orbit	Prod. error
1	GOM_NL__2PRFIN20081029_000542_000000392073_00216_34839_7678.N1	29-OCT-2008 00:05:42	Dark	38.500	113	Mu Vel	2.6920	5000.0	77	34839	No
2	GOM_NL__2PRFIN20081029_000757_000000442073_00216_34839_7679.N1	29-OCT-2008 00:07:57	Dark	43.500	65	Lam Vel	2.2040	4400.0	87	34839	No
3	GOM_NL__2PRFIN20081029_001039_000000402073_00217_34840_7685.N1	29-OCT-2008 00:10:39	Dark	40.000	46	Del Vel	1.9540	10600.	80	34840	No
4	GOM_NL__2PRFIN20081029_001206_000000382073_00217_34840_7686.N1	29-OCT-2008 00:12:06	Dark	38.000	29	Bet Car	1.6720	10200.	76	34840	No
5	GOM_NL__2PRFIN20081029_002737_000000422073_00217_34840_7687.N1	29-OCT-2008 00:27:37	Straylight	42.000	157	The1Eri	2.9060	9300.0	84	34840	No
6	GOM_NL__2PRFIN20081029_004650_000000412073_00217_34840_7688.N1	29-OCT-2008 00:46:50	Bright	40.500	105	6Bet Ari	2.6450	8900.0	81	34840	No
7	GOM_NL__2PRFIN20081029_004908_000000372073_00217_34840_7689.N1	29-OCT-2008 00:49:08	Bright	36.500	58	21Alp And	2.0730	11000.	73	34840	No
8	GOM_NL__2PRFIN20081029_005046_000000392073_00217_34840_7690.N1	29-OCT-2008 00:50:46	Bright	38.500	53	43Bet And	2.0480	3300.0	77	34840	No
9	GOM_NL__2PRFIN20081029_005322_000000412073_00217_34840_7691.N1	29-OCT-2008 00:53:22	Bright	40.500	73	57Gam1And	2.2600	13100.	81	34840	No
10	GOM_NL__2PRFIN20081029_005637_000000362073_00217_34840_7692.N1	29-OCT-2008 00:56:37	Bright	36.000	68	18Alp Cas	2.2250	4500.0	72	34840	No
11	GOM_NL__2PRFIN20081029_005750_000000362073_00217_34840_7693.N1	29-OCT-2008 00:57:50	Bright	36.000	76	27Gam Cas	2.3000	30000.	72	34840	No
12	GOM_NL__2PRFIN20081029_010553_000000332073_00217_34840_7694.N1	29-OCT-2008 01:05:53	Bright	33.000	49	1Alp UMi	1.9900	6300.0	66	34840	No
13	GOM_NL__2PRFIN20081029_011404_000000382073_00217_34840_7695.N1	29-OCT-2008 01:14:04	Bright	38.000	36	50Alp UMa	1.8000	6300.0	76	34840	No
14	GOM_NL__2PRFIN20081029_011532_000000342073_00217_34840_7696.N1	29-OCT-2008 01:15:32	Bright	34.000	32	77Eps UMa	1.7630	11000.	68	34840	No
15	GOM_NL__2PRFIN20081029_011918_000000382073_00217_34840_7697.N1	29-OCT-2008 01:19:18	Bright	37.500	174	52Psi UMa	3.0040	4400.0	75	34840	No
16	GOM_NL__2PRFIN20081029_012633_000000362073_00217_34840_7698.N1	29-OCT-2008 01:26:33	Bright	35.500	96	68Del Leo	2.5600	9300.0	71	34840	No
17	GOM_NL__2PRFIN20081029_014618_000000382073_00217_34840_7699.N1	29-OCT-2008 01:46:18	Dark	37.500	113	Mu Vel	2.6920	5000.0	75	34840	No
18	GOM_NL__2PRFIN20081029_014833_000000462073_00217_34840_7700.N1	29-OCT-2008 01:48:33	Dark	46.000	65	Lam Vel	2.2040	4400.0	92	34840	No
19	GOM_NL__2PRFIN20081029_015116_000000402073_00218_34841_7699.N1	29-OCT-2008 01:51:16	Dark	39.500	46	Del Vel	1.9540	10600.	79	34841	No
20	GOM_NL__2PRFIN20081029_015242_000000382073_00218_34841_7700.N1	29-OCT-2008 01:52:42	Dark	38.000	29	Bet Car	1.6720	10200.	76	34841	No
21	GOM_NL__2PRFIN20081029_020813_000000402073_00218_34841_7701.N1	29-OCT-2008 02:08:13	Straylight	40.000	157	The1Eri	2.9060	9300.0	80	34841	No
22	GOM_NL__2PRFIN20081029_022726_000000402073_00218_34841_7702.N1	29-OCT-2008 02:27:26	Bright	39.500	105	6Bet Ari	2.6450	8900.0	79	34841	No
23	GOM_NL__2PRFIN20081029_022944_000000362073_00218_34841_7703.N1	29-OCT-2008 02:29:44	Bright	35.500	58	21Alp And	2.0730	11000.	71	34841	No
24	GOM_NL__2PRFIN20081029_023122_000000392073_00218_34841_7704.N1	29-OCT-2008 02:31:22	Bright	39.000	53	43Bet And	2.0480	3300.0	78	34841	No
25	GOM_NL__2PRFIN20081029_023358_000000412073_00218_34841_7705.N1	29-OCT-2008 02:33:58	Bright	41.000	73	57Gam1And	2.2600	13100.	82	34841	No
26	GOM_NL__2PRFIN20081029_023713_000000342073_00218_34841_7706.N1	29-OCT-2008 02:37:13	Bright	34.000	68	18Alp Cas	2.2250	4500.0	68	34841	No
27	GOM_NL__2PRFIN20081029_023826_000000342073_00218_34841_7707.N1	29-OCT-2008 02:38:26	Bright	33.500	76	27Gam Cas	2.3000	30000.	67	34841	No
28	GOM_NL__2PRFIN20081029_024629_000000342073_00218_34841_7708.N1	29-OCT-2008 02:46:29	Bright	34.000	49	1Alp UMi	1.9900	6300.0	68	34841	No
29	GOM_NL__2PRFIN20081029_025440_000000392073_00218_34841_7709.N1	29-OCT-2008 02:54:40	Bright	39.000	36	50Alp UMa	1.8000	6300.0	78	34841	No
30	GOM_NL__2PRFIN20081029_025608_000000362073_00218_34841_7710.N1	29-OCT-2008 02:56:08	Bright	35.500	32	77Eps UMa	1.7630	11000.	71	34841	No
31	GOM_NL__2PRFIN20081029_025954_000000362073_00218_34841_7711.N1	29-OCT-2008 02:59:54	Bright	36.000	174	52Psi UMa	3.0040	4400.0	72	34841	No
32	GOM_NL__2PRFIN20081029_030709_000000382073_00218_34841_7712.N1	29-OCT-2008 03:07:09	Bright	37.500	96	68Del Leo	2.5600	9300.0	75	34841	No
33	GOM_NL__2PRFIN20081029_032655_000000432073_00218_34841_7713.N1	29-OCT-2008 03:26:55	Dark	43.000	113	Mu Vel	2.6920	5000.0	86	34841	No
34	GOM_NL__2PRFIN20081029_032910_000000562073_00218_34841_7714.N1	29-OCT-2008 03:29:10	Dark	55.500	65	Lam Vel	2.2040	4400.0	111	34841	No
35	GOM_NL__2PRFIN20081029_033152_000000432073_00219_34842_7711.N1	29-OCT-2008 03:31:52	Dark	42.500	46	Del Vel	1.9540	10600.	85	34842	No
36	GOM_NL__2PRFIN20081029_033318_000000352073_00219_34842_7712.N1	29-OCT-2008 03:33:18	Dark	35.000	29	Bet Car	1.6720	10200.	70	34842	No
37	GOM_NL__2PRFIN20081029_034849_000000412073_00219_34842_7713.N1	29-OCT-2008 03:48:49	Straylight	40.500	157	The1Eri	2.9060	9300.0	81	34842	No
38	GOM_NL__2PRFIN20081029_040801_000000392073_00219_34842_7714.N1	29-OCT-2008 04:08:01	Bright	39.000	105	6Bet Ari	2.6450	8900.0	78	34842	No
39	GOM_NL__2PRFIN20081029_041020_000000362073_00219_34842_7715.N1	29-OCT-2008 04:10:20	Bright	36.000	58	21Alp And	2.0730	11000.	72	34842	No
40	GOM_NL__2PRFIN20081029_041158_000000362073_00219_34842_7716.N1	29-OCT-2008 04:11:58	Bright	36.000	53	43Bet And	2.0480	3300.0	72	34842	No
41	GOM_NL__2PRFIN20081029_041433_000000412073_00219_34842_7717.N1	29-OCT-2008 04:14:33	Bright	41.000	73	57Gam1And	2.2600	13100.	82	34842	No
42	GOM_NL__2PRFIN20081029_041749_000000352073_00219_34842_7718.N1	29-OCT-2008 04:17:49	Bright	35.000	68	18Alp Cas	2.2250	4500.0	70	34842	No

43	GOM_NL__2PRFIN20081029_041902_000000352073_00219_34842_7719.N1	29-OCT-2008 04:19:02	Bright	35.000	76	27Gam Cas	2.3000	30000.	70	34842	No
44	GOM_NL__2PRFIN20081029_042705_000000352073_00219_34842_7720.N1	29-OCT-2008 04:27:05	Bright	34.500	49	1Alp UMi	1.9900	6300.0	69	34842	No
45	GOM_NL__2PRFIN20081029_043516_000000402073_00219_34842_7721.N1	29-OCT-2008 04:35:16	Bright	39.500	36	50Alp UMa	1.8000	6300.0	79	34842	No
46	GOM_NL__2PRFIN20081029_043644_000000352073_00219_34842_7722.N1	29-OCT-2008 04:36:44	Bright	34.500	32	77Eps UMa	1.7630	11000.	69	34842	No
47	GOM_NL__2PRFIN20081029_044030_000000512073_00219_34842_7723.N1	29-OCT-2008 04:40:30	Bright	51.000	174	52Psi UMa	3.0040	4400.0	102	34842	No
48	GOM_NL__2PRFIN20081029_044745_000000372073_00219_34842_7724.N1	29-OCT-2008 04:47:45	Bright	37.000	96	68Del Leo	2.5600	9300.0	74	34842	No
49	GOM_NL__2PRFIN20081029_050731_000000392073_00219_34842_7725.N1	29-OCT-2008 05:07:31	Dark	39.000	113	Mu Vel	2.6920	5000.0	78	34842	No
50	GOM_NL__2PRFIN20081029_050947_000000482073_00219_34842_7726.N1	29-OCT-2008 05:09:47	Dark	48.000	65	Lam Vel	2.2040	4400.0	96	34842	No
51	GOM_NL__2PRFIN20081029_051229_000000412073_00220_34843_7724.N1	29-OCT-2008 05:12:29	Dark	41.000	46	Del Vel	1.9540	10600.	82	34843	No
52	GOM_NL__2PRFIN20081029_051354_000000382073_00220_34843_7725.N1	29-OCT-2008 05:13:54	Dark	37.500	29	Bet Car	1.6720	10200.	75	34843	No
53	GOM_NL__2PRFIN20081029_052926_000000412073_00220_34843_7726.N1	29-OCT-2008 05:29:26	Straylight	41.000	157	The1Eri	2.9060	9300.0	82	34843	No
54	GOM_NL__2PRFIN20081029_054837_000000402073_00220_34843_7727.N1	29-OCT-2008 05:48:37	Bright	39.500	105	6Bet Ari	2.6450	8900.0	79	34843	No
55	GOM_NL__2PRFIN20081029_055111_000000212073_00220_34843_7728.N1	29-OCT-2008 05:51:11	Dark	21.000	58	21Alp And	2.0730	11000.	42	34843	Yes
56	GOM_NL__2PRFIN20081029_055234_000000392073_00220_34843_7729.N1	29-OCT-2008 05:52:34	Bright	39.000	53	43Bet And	2.0480	3300.0	78	34843	No
57	GOM_NL__2PRFIN20081029_055509_000000412073_00220_34843_7730.N1	29-OCT-2008 05:55:09	Bright	41.000	73	57Gam1And	2.2600	13100.	82	34843	No
58	GOM_NL__2PRFIN20081029_055825_000000362073_00220_34843_7731.N1	29-OCT-2008 05:58:25	Bright	35.500	68	18Alp Cas	2.2250	4500.0	71	34843	No
59	GOM_NL__2PRFIN20081029_055938_000000362073_00220_34843_7732.N1	29-OCT-2008 05:59:38	Bright	36.000	76	27Gam Cas	2.3000	30000.	72	34843	No
60	GOM_NL__2PRFIN20081029_060741_000000362073_00220_34843_7733.N1	29-OCT-2008 06:07:41	Bright	35.500	49	1Alp UMi	1.9900	6300.0	71	34843	No
61	GOM_NL__2PRFIN20081029_061552_000000392073_00220_34843_7734.N1	29-OCT-2008 06:15:52	Bright	38.500	36	50Alp UMa	1.8000	6300.0	77	34843	No
62	GOM_NL__2PRFIN20081029_061720_000000342073_00220_34843_7735.N1	29-OCT-2008 06:17:20	Bright	34.000	32	77Eps UMa	1.7630	11000.	68	34843	No
63	GOM_NL__2PRFIN20081029_062106_000000362073_00220_34843_7736.N1	29-OCT-2008 06:21:06	Bright	36.000	174	52Psi UMa	3.0040	4400.0	72	34843	No
64	GOM_NL__2PRFIN20081029_062821_000000432073_00220_34843_7737.N1	29-OCT-2008 06:28:21	Bright	43.000	96	68Del Leo	2.5600	9300.0	86	34843	No
65	GOM_NL__2PRFIN20081029_064807_000000392073_00220_34843_7738.N1	29-OCT-2008 06:48:07	Dark	39.000	113	Mu Vel	2.6920	5000.0	78	34843	No
66	GOM_NL__2PRFIN20081029_065024_000000492073_00220_34843_7739.N1	29-OCT-2008 06:50:24	Dark	49.000	65	Lam Vel	2.2040	4400.0	98	34843	No
67	GOM_NL__2PRFIN20081029_065306_000000392073_00221_34844_7742.N1	29-OCT-2008 06:53:06	Dark	39.000	46	Del Vel	1.9540	10600.	78	34844	No
68	GOM_NL__2PRFIN20081029_065431_000000402073_00221_34844_7743.N1	29-OCT-2008 06:54:31	Dark	40.000	29	Bet Car	1.6720	10200.	80	34844	No
69	GOM_NL__2PRFIN20081029_071002_000000412073_00221_34844_7744.N1	29-OCT-2008 07:10:02	Straylight	41.000	157	The1Eri	2.9060	9300.0	82	34844	No
70	GOM_NL__2PRFIN20081029_072913_000000392073_00221_34844_7745.N1	29-OCT-2008 07:29:13	Bright	39.000	105	6Bet Ari	2.6450	8900.0	78	34844	No
71	GOM_NL__2PRFIN20081029_073310_000000372073_00221_34844_7746.N1	29-OCT-2008 07:33:10	Bright	37.000	53	43Bet And	2.0480	3300.0	74	34844	No
72	GOM_NL__2PRFIN20081029_073545_000000422073_00221_34844_7747.N1	29-OCT-2008 07:35:45	Bright	41.500	73	57Gam1And	2.2600	13100.	83	34844	No
73	GOM_NL__2PRFIN20081029_073901_000000352073_00221_34844_7748.N1	29-OCT-2008 07:39:01	Bright	35.000	68	18Alp Cas	2.2250	4500.0	70	34844	No
74	GOM_NL__2PRFIN20081029_074014_000000352073_00221_34844_7749.N1	29-OCT-2008 07:40:14	Bright	35.000	76	27Gam Cas	2.3000	30000.	70	34844	No
75	GOM_NL__2PRFIN20081029_074817_000000332073_00221_34844_7750.N1	29-OCT-2008 07:48:17	Bright	33.000	49	1Alp UMi	1.9900	6300.0	66	34844	No
76	GOM_NL__2PRFIN20081029_075200_000000342073_00221_34844_7751.N1	29-OCT-2008 07:52:00	Bright	34.000	60	7Bet UMi	2.0810	3950.0	68	34844	No
77	GOM_NL__2PRFIN20081029_075628_000000382073_00221_34844_7752.N1	29-OCT-2008 07:56:28	Bright	38.000	36	50Alp UMa	1.8000	6300.0	76	34844	No
78	GOM_NL__2PRFIN20081029_075756_000000372073_00221_34844_7753.N1	29-OCT-2008 07:57:56	Bright	37.000	32	77Eps UMa	1.7630	11000.	74	34844	No
79	GOM_NL__2PRFIN20081029_080142_000000392073_00221_34844_7754.N1	29-OCT-2008 08:01:42	Bright	38.500	174	52Psi UMa	3.0040	4400.0	77	34844	No
80	GOM_NL__2PRFIN20081029_080858_000000362073_00221_34844_7755.N1	29-OCT-2008 08:08:58	Bright	35.500	96	68Del Leo	2.5600	9300.0	71	34844	No
81	GOM_NL__2PRFIN20081029_082844_000000392073_00221_34844_7756.N1	29-OCT-2008 08:28:44	Dark	39.000	113	Mu Vel	2.6920	5000.0	78	34844	No
82	GOM_NL__2PRFIN20081029_083101_000000462073_00221_34844_7757.N1	29-OCT-2008 08:31:01	Dark	46.000	65	Lam Vel	2.2040	4400.0	92	34844	No
83	GOM_NL__2PRFIN20081029_083342_000000402073_00222_34845_7755.N1	29-OCT-2008 08:33:42	Dark	40.000	46	Del Vel	1.9540	10600.	80	34845	No
84	GOM_NL__2PRFIN20081029_083507_000000392073_00222_34845_7756.N1	29-OCT-2008 08:35:07	Dark	39.000	29	Bet Car	1.6720	10200.	78	34845	No
85	GOM_NL__2PRFIN20081029_085038_000000402073_00222_34845_7757.N1	29-OCT-2008 08:50:38	Straylight	40.000	157	The1Eri	2.9060	9300.0	80	34845	No
86	GOM_NL__2PRFIN20081029_090949_000000402073_00222_34845_7758.N1	29-OCT-2008 09:09:49	Bright	40.000	105	6Bet Ari	2.6450	8900.0	80	34845	No
87	GOM_NL__2PRFIN20081029_091345_000000362073_00222_34845_7759.N1	29-OCT-2008 09:13:45	Bright	36.000	53	43Bet And	2.0480	3300.0	72	34845	No
88	GOM_NL__2PRFIN20081029_091620_000000392073_00222_34845_7760.N1	29-OCT-2008 09:16:20	Bright	38.500	73	57Gam1And	2.2600	13100.	77	34845	No
89	GOM_NL__2PRFIN20081029_091936_000000362073_00222_34845_7761.N1	29-OCT-2008 09:19:36	Bright	36.000	68	18Alp Cas	2.2250	4500.0	72	34845	No
90	GOM_NL__2PRFIN20081029_092050_000000362073_00222_34845_7762.N1	29-OCT-2008 09:20:50	Bright	35.500	76	27Gam Cas	2.3000	30000.	71	34845	No
91	GOM_NL__2PRFIN20081029_092853_000000362073_00222_34845_7763.N1	29-OCT-2008 09:28:53	Bright	36.000	49	1Alp UMi	1.9900	6300.0	72	34845	No
92	GOM_NL__2PRFIN20081029_093236_000000342073_00222_34845_7764.N1	29-OCT-2008 09:32:36	Bright	34.000	60	7Bet UMi	2.0810	3950.0	68	34845	No
93	GOM_NL__2PRFIN20081029_093704_000000392073_00222_34845_7765.N1	29-OCT-2008 09:37:04	Bright	39.000	36	50Alp UMa	1.8000	6300.0	78	34845	No
94	GOM_NL__2PRFIN20081029_093832_000000352073_00222_34845_7766.N1	29-OCT-2008 09:38:32	Bright	34.500	32	77Eps UMa	1.7630	11000.	69	34845	No
95	GOM_NL__2PRFIN20081029_094218_000000372073_00222_34845_7767.N1	29-OCT-2008 09:42:18	Bright	36.500	174	52Psi UMa	3.0040	4400.0	73	34845	No
96	GOM_NL__2PRFIN20081029_094934_000000362073_00222_34845_7768.N1	29-OCT-2008 09:49:34	Bright	35.500	96	68Del Leo	2.5600	9300.0	71	34845	No
97	GOM_NL__2PRFIN20081029_100920_000000382073_00222_34845_7769.N1	29-OCT-2008 10:09:20	Dark	37.500	113	Mu Vel	2.6920	5000.0	75	34845	No
98	GOM_NL__2PRFIN20081029_101137_000000512073_00222_34845_7770.N1	29-OCT-2008 10:11:37	Dark	50.500	65	Lam Vel	2.2040	4400.0	101	34845	No
99	GOM_NL__2PRFIN20081029_101419_000000412073_00223_34846_7769.N1	29-OCT-2008 10:14:19	Dark	40.500	46	Del Vel	1.9540	10600.	81	34846	No
100	GOM_NL__2PRFIN20081029_101543_000000382073_00223_34846_7770.N1	29-OCT-2008 10:15:43	Dark	37.500	29	Bet Car	1.6720	10200.	75	34846	No
101	GOM_NL__2PRFIN20081029_103115_000000402073_00223_34846_7771.N1	29-OCT-2008 10:31:15	Straylight	39.500	157	The1Eri	2.9060	9300.0	79	34846	No

102	GOM_NL__2PRFIN20081029_105024_000000392073_00223_34846_7772.N1	29-OCT-2008 10:50:24	Bright	39.000	105	6Bet Ari	2.6450	8900.0	78	34846	No
103	GOM_NL__2PRFIN20081029_105421_000000372073_00223_34846_7773.N1	29-OCT-2008 10:54:21	Bright	37.000	53	43Bet And	2.0480	3300.0	74	34846	No
104	GOM_NL__2PRFIN20081029_105656_000000402073_00223_34846_7774.N1	29-OCT-2008 10:56:56	Bright	39.500	73	57Gam1And	2.2600	13100.	79	34846	No
105	GOM_NL__2PRFIN20081029_110012_000000382073_00223_34846_7775.N1	29-OCT-2008 11:00:12	Bright	37.500	68	18Alp Cas	2.2250	4500.0	75	34846	No
106	GOM_NL__2PRFIN20081029_110125_000000362073_00223_34846_7776.N1	29-OCT-2008 11:01:25	Bright	35.500	76	27Gam Cas	2.3000	30000.	71	34846	No
107	GOM_NL__2PRFIN20081029_110929_000000372073_00223_34846_7777.N1	29-OCT-2008 11:09:29	Bright	36.500	49	1Alp UMi	1.9900	6300.0	73	34846	No
108	GOM_NL__2PRFIN20081029_111312_000000362073_00223_34846_7778.N1	29-OCT-2008 11:13:12	Bright	36.000	60	7Bet UMi	2.0810	3950.0	72	34846	No
109	GOM_NL__2PRFIN20081029_111740_000000362073_00223_34846_7779.N1	29-OCT-2008 11:17:40	Bright	36.000	36	50Alp UMa	1.8000	6300.0	72	34846	No
110	GOM_NL__2PRFIN20081029_111908_000000362073_00223_34846_7780.N1	29-OCT-2008 11:19:08	Bright	35.500	32	77Eps UMa	1.7630	11000.	71	34846	No
111	GOM_NL__2PRFIN20081029_112254_000000392073_00223_34846_7781.N1	29-OCT-2008 11:22:54	Bright	39.000	174	52Psi UMa	3.0040	4400.0	78	34846	No
112	GOM_NL__2PRFIN20081029_113010_000000382073_00223_34846_7782.N1	29-OCT-2008 11:30:10	Bright	37.500	96	68Del Leo	2.5600	9300.0	75	34846	No
113	GOM_NL__2PRFIN20081029_114956_000000392073_00223_34846_7783.N1	29-OCT-2008 11:49:56	Dark	38.500	113	Mu Vel	2.6920	5000.0	77	34846	No
114	GOM_NL__2PRFIN20081029_115214_000000472073_00223_34846_7784.N1	29-OCT-2008 11:52:14	Dark	47.000	65	Lam Vel	2.2040	4400.0	94	34846	No
115	GOM_NL__2PRFIN20081029_115455_000000412073_00224_34847_7781.N1	29-OCT-2008 11:54:55	Dark	40.500	46	Del Vel	1.9540	10600.	81	34847	No
116	GOM_NL__2PRFIN20081029_115619_000000382073_00224_34847_7782.N1	29-OCT-2008 11:56:19	Dark	37.500	29	Bet Car	1.6720	10200.	75	34847	No
117	GOM_NL__2PRFIN20081029_121151_000000402073_00224_34847_7783.N1	29-OCT-2008 12:11:51	Straylight	39.500	157	The1Eri	2.9060	9300.0	79	34847	No
118	GOM_NL__2PRFIN20081029_123100_000000392073_00224_34847_7784.N1	29-OCT-2008 12:31:00	Bright	38.500	105	6Bet Ari	2.6450	8900.0	77	34847	No
119	GOM_NL__2PRFIN20081029_123457_000000372073_00224_34847_7785.N1	29-OCT-2008 12:34:57	Bright	37.000	53	43Bet And	2.0480	3300.0	74	34847	No
120	GOM_NL__2PRFIN20081029_123731_000000402073_00224_34847_7786.N1	29-OCT-2008 12:37:31	Bright	39.500	73	57Gam1And	2.2600	13100.	79	34847	No
121	GOM_NL__2PRFIN20081029_124048_000000352073_00224_34847_7787.N1	29-OCT-2008 12:40:48	Bright	35.000	68	18Alp Cas	2.2250	4500.0	70	34847	No
122	GOM_NL__2PRFIN20081029_124201_000000372073_00224_34847_7788.N1	29-OCT-2008 12:42:01	Bright	36.500	76	27Gam Cas	2.3000	30000.	73	34847	No
123	GOM_NL__2PRFIN20081029_125005_000000372073_00224_34847_7789.N1	29-OCT-2008 12:50:05	Bright	36.500	49	1Alp UMi	1.9900	6300.0	73	34847	No
124	GOM_NL__2PRFIN20081029_125349_000000352073_00224_34847_7790.N1	29-OCT-2008 12:53:49	Bright	34.500	60	7Bet UMi	2.0810	3950.0	69	34847	No
125	GOM_NL__2PRFIN20081029_125815_000000352073_00224_34847_7791.N1	29-OCT-2008 12:58:15	Bright	35.000	36	50Alp UMa	1.8000	6300.0	70	34847	No
126	GOM_NL__2PRFIN20081029_125944_000000332073_00224_34847_7792.N1	29-OCT-2008 12:59:44	Bright	32.500	32	77Eps UMa	1.7630	11000.	65	34847	No
127	GOM_NL__2PRFIN20081029_130330_000000372073_00224_34847_7793.N1	29-OCT-2008 13:03:30	Bright	37.000	174	52Psi UMa	3.0040	4400.0	74	34847	No
128	GOM_NL__2PRFIN20081029_131046_000000372073_00224_34847_7794.N1	29-OCT-2008 13:10:46	Bright	36.500	96	68Del Leo	2.5600	9300.0	73	34847	No
129	GOM_NL__2PRFIN20081029_133032_000000372073_00224_34847_7795.N1	29-OCT-2008 13:30:32	Dark	37.000	113	Mu Vel	2.6920	5000.0	74	34847	No
130	GOM_NL__2PRFIN20081029_133251_000000542073_00224_34847_7796.N1	29-OCT-2008 13:32:51	Dark	54.000	65	Lam Vel	2.2040	4400.0	108	34847	No
131	GOM_NL__2PRFIN20081029_133532_000000402073_00225_34848_7793.N1	29-OCT-2008 13:35:32	Dark	40.000	46	Del Vel	1.9540	10600.	80	34848	No
132	GOM_NL__2PRFIN20081029_133656_000000392073_00225_34848_7794.N1	29-OCT-2008 13:36:56	Dark	38.500	29	Bet Car	1.6720	10200.	77	34848	No
133	GOM_NL__2PRFIN20081029_135227_000000422073_00225_34848_7795.N1	29-OCT-2008 13:52:27	Straylight	42.000	157	The1Eri	2.9060	9300.0	84	34848	No
134	GOM_NL__2PRFIN20081029_141136_000000392073_00225_34848_7796.N1	29-OCT-2008 14:11:36	Bright	39.000	105	6Bet Ari	2.6450	8900.0	78	34848	No
135	GOM_NL__2PRFIN20081029_141533_000000362073_00225_34848_7797.N1	29-OCT-2008 14:15:33	Bright	35.500	53	43Bet And	2.0480	3300.0	71	34848	No
136	GOM_NL__2PRFIN20081029_141807_000000392073_00225_34848_7798.N1	29-OCT-2008 14:18:07	Bright	39.000	73	57Gam1And	2.2600	13100.	78	34848	No
137	GOM_NL__2PRFIN20081029_142124_000000362073_00225_34848_7799.N1	29-OCT-2008 14:21:24	Bright	36.000	68	18Alp Cas	2.2250	4500.0	72	34848	No
138	GOM_NL__2PRFIN20081029_142237_000000372073_00225_34848_7800.N1	29-OCT-2008 14:22:37	Bright	36.500	76	27Gam Cas	2.3000	30000.	73	34848	No
139	GOM_NL__2PRFIN20081029_143041_000000352073_00225_34848_7801.N1	29-OCT-2008 14:30:41	Bright	35.000	49	1Alp UMi	1.9900	6300.0	70	34848	No
140	GOM_NL__2PRFIN20081029_143425_000000332073_00225_34848_7802.N1	29-OCT-2008 14:34:25	Bright	32.500	60	7Bet UMi	2.0810	3950.0	65	34848	No
141	GOM_NL__2PRFIN20081029_143851_000000392073_00225_34848_7803.N1	29-OCT-2008 14:38:51	Bright	38.500	36	50Alp UMa	1.8000	6300.0	77	34848	No
142	GOM_NL__2PRFIN20081029_144020_000000352073_00225_34848_7804.N1	29-OCT-2008 14:40:20	Bright	35.000	32	77Eps UMa	1.7630	11000.	70	34848	No
143	GOM_NL__2PRFIN20081029_144406_000000352073_00225_34848_7805.N1	29-OCT-2008 14:44:06	Bright	35.000	174	52Psi UMa	3.0040	4400.0	70	34848	No
144	GOM_NL__2PRFIN20081029_145122_000000562073_00225_34848_7806.N1	29-OCT-2008 14:51:22	Bright	56.000	96	68Del Leo	2.5600	9300.0	112	34848	No
145	GOM_NL__2PRFIN20081029_151109_000000422073_00225_34848_7807.N1	29-OCT-2008 15:11:09	Dark	42.000	113	Mu Vel	2.6920	5000.0	84	34848	No
146	GOM_NL__2PRFIN20081029_151327_000000542073_00225_34848_7808.N1	29-OCT-2008 15:13:27	Dark	53.500	65	Lam Vel	2.2040	4400.0	107	34848	No
147	GOM_NL__2PRFIN20081029_151608_000000422073_00226_34849_7811.N1	29-OCT-2008 15:16:08	Dark	41.500	46	Del Vel	1.9540	10600.	83	34849	No
148	GOM_NL__2PRFIN20081029_151732_000000382073_00226_34849_7812.N1	29-OCT-2008 15:17:32	Dark	38.000	29	Bet Car	1.6720	10200.	76	34849	No
149	GOM_NL__2PRFIN20081029_153303_000000402073_00226_34849_7813.N1	29-OCT-2008 15:33:03	Straylight	40.000	157	The1Eri	2.9060	9300.0	80	34849	No
150	GOM_NL__2PRFIN20081029_155211_000000402073_00226_34849_7814.N1	29-OCT-2008 15:52:11	Bright	40.000	105	6Bet Ari	2.6450	8900.0	80	34849	No
151	GOM_NL__2PRFIN20081029_155609_000000392073_00226_34849_7815.N1	29-OCT-2008 15:56:09	Bright	39.000	53	43Bet And	2.0480	3300.0	78	34849	No
152	GOM_NL__2PRFIN20081029_155843_000000402073_00226_34849_7816.N1	29-OCT-2008 15:58:43	Bright	39.500	73	57Gam1And	2.2600	13100.	79	34849	No
153	GOM_NL__2PRFIN20081029_160200_000000362073_00226_34849_7817.N1	29-OCT-2008 16:02:00	Bright	36.000	68	18Alp Cas	2.2250	4500.0	72	34849	No
154	GOM_NL__2PRFIN20081029_160313_000000372073_00226_34849_7818.N1	29-OCT-2008 16:03:13	Bright	36.500	76	27Gam Cas	2.3000	30000.	73	34849	No
155	GOM_NL__2PRFIN20081029_161116_000000372073_00226_34849_7819.N1	29-OCT-2008 16:11:16	Bright	36.500	49	1Alp UMi	1.9900	6300.0	73	34849	No
156	GOM_NL__2PRFIN20081029_161501_000000382073_00226_34849_7820.N1	29-OCT-2008 16:15:01	Bright	37.500	60	7Bet UMi	2.0810	3950.0	75	34849	No
157	GOM_NL__2PRFIN20081029_161927_000000412073_00226_34849_7821.N1	29-OCT-2008 16:19:27	Bright	40.500	36	50Alp UMa	1.8000	6300.0	81	34849	No
158	GOM_NL__2PRFIN20081029_162056_000000352073_00226_34849_7822.N1	29-OCT-2008 16:20:56	Bright	35.000	32	77Eps UMa	1.7630	11000.	70	34849	No
159	GOM_NL__2PRFIN20081029_162441_000000372073_00226_34849_7823.N1	29-OCT-2008 16:24:41	Bright	36.500	174	52Psi UMa	3.0040	4400.0	73	34849	No
160	GOM_NL__2PRFIN20081029_163158_000000382073_00226_34849_7824.N1	29-OCT-2008 16:31:58	Bright	37.500	96	68Del Leo	2.5600	9300.0	75	34849	No

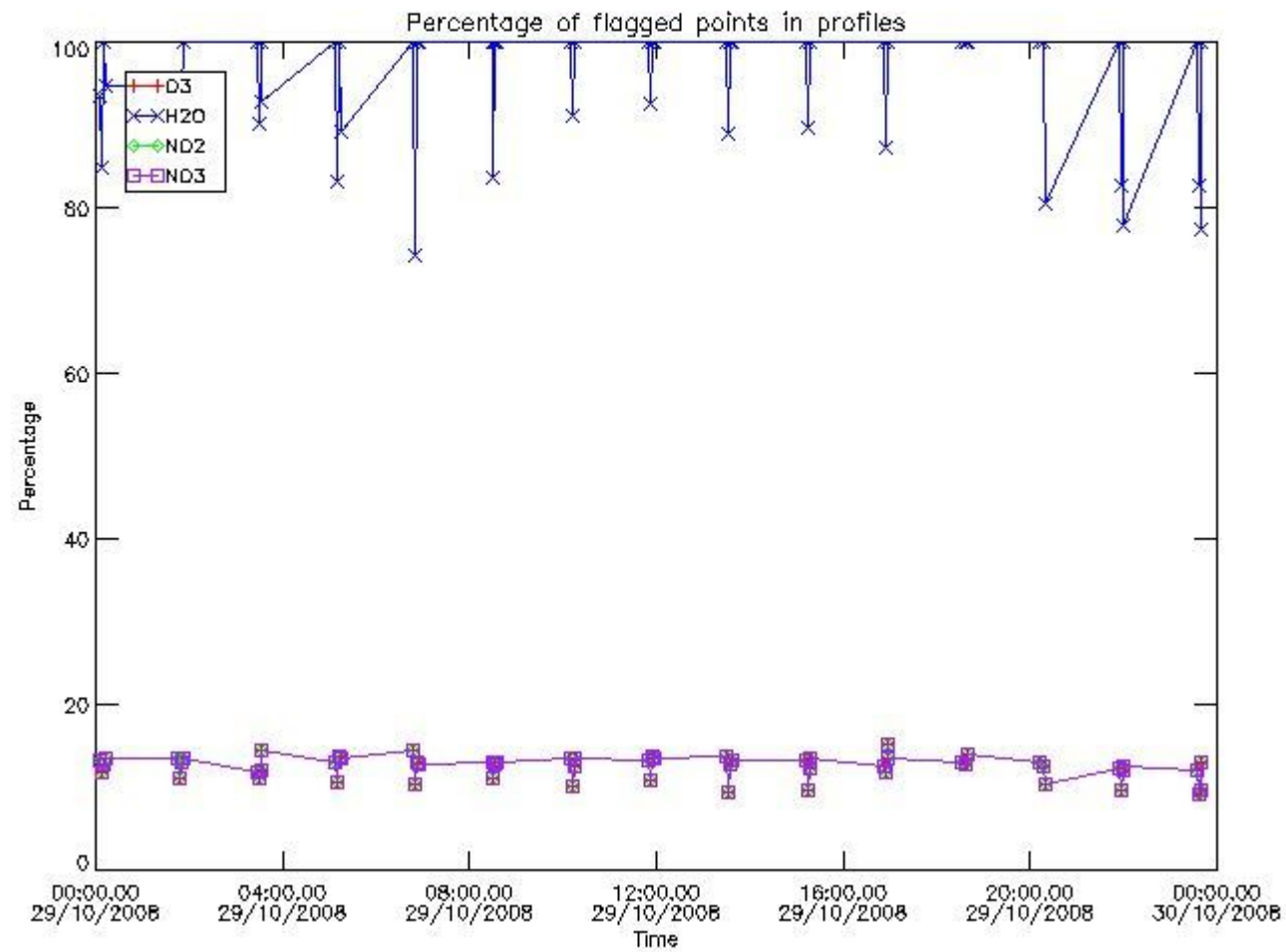
161	GOM_NL__2PRFIN20081029_165145_000000412073_00226_34849_7825.N1	29-OCT-2008 16:51:45	Dark	40.500	113	Mu Vel	2.6920	5000.0	81	34849	No
162	GOM_NL__2PRFIN20081029_165404_000000442073_00226_34849_7826.N1	29-OCT-2008 16:54:04	Dark	43.500	65	Lam Vel	2.2040	4400.0	87	34849	No
163	GOM_NL__2PRFIN20081029_165645_000000412073_00227_34850_7829.N1	29-OCT-2008 16:56:45	Dark	40.500	46	Del Vel	1.9540	10600.	81	34850	No
164	GOM_NL__2PRFIN20081029_165808_000000382073_00227_34850_7830.N1	29-OCT-2008 16:58:08	Dark	38.000	29	Bet Car	1.6720	10200.	76	34850	No
165	GOM_NL__2PRFIN20081029_171340_000000422073_00227_34850_7831.N1	29-OCT-2008 17:13:40	Straylight	41.500	157	The1Eri	2.9060	9300.0	83	34850	No
166	GOM_NL__2PRFIN20081029_173247_000000392073_00227_34850_7832.N1	29-OCT-2008 17:32:47	Bright	38.500	105	6Bet Ari	2.6450	8900.0	77	34850	No
167	GOM_NL__2PRFIN20081029_173645_000000382073_00227_34850_7833.N1	29-OCT-2008 17:36:45	Bright	38.000	53	43Bet And	2.0480	3300.0	76	34850	No
168	GOM_NL__2PRFIN20081029_173918_000000412073_00227_34850_7834.N1	29-OCT-2008 17:39:18	Bright	41.000	73	57Gam1And	2.2600	13100.	82	34850	No
169	GOM_NL__2PRFIN20081029_174236_000000362073_00227_34850_7835.N1	29-OCT-2008 17:42:36	Bright	35.500	68	18Alp Cas	2.2250	4500.0	71	34850	No
170	GOM_NL__2PRFIN20081029_174349_000000352073_00227_34850_7836.N1	29-OCT-2008 17:43:49	Bright	35.000	76	27Gam Cas	2.3000	30000.	70	34850	No
171	GOM_NL__2PRFIN20081029_175152_000000362073_00227_34850_7837.N1	29-OCT-2008 17:51:52	Bright	35.500	49	1Alp UMi	1.9900	6300.0	71	34850	No
172	GOM_NL__2PRFIN20081029_175537_000000372073_00227_34850_7838.N1	29-OCT-2008 17:55:37	Bright	37.000	60	7Bet UMi	2.0810	3950.0	74	34850	No
173	GOM_NL__2PRFIN20081029_180003_000000402073_00227_34850_7839.N1	29-OCT-2008 18:00:03	Bright	40.000	36	50Alp UMa	1.8000	6300.0	80	34850	No
174	GOM_NL__2PRFIN20081029_180132_000000352073_00227_34850_7840.N1	29-OCT-2008 18:01:32	Bright	34.500	32	77Eps UMa	1.7630	11000.	69	34850	No
175	GOM_NL__2PRFIN20081029_180517_000000382073_00227_34850_7841.N1	29-OCT-2008 18:05:17	Bright	37.500	174	52Psi UMa	3.0040	4400.0	75	34850	No
176	GOM_NL__2PRFIN20081029_181234_000000562073_00227_34850_7842.N1	29-OCT-2008 18:12:34	Bright	56.000	96	68Del Leo	2.5600	9300.0	112	34850	No
177	GOM_NL__2PRFIN20081029_183221_000000392073_00227_34850_7843.N1	29-OCT-2008 18:32:21	Dark	39.000	113	Mu Vel	2.6920	5000.0	78	34850	No
178	GOM_NL__2PRFIN20081029_183722_000000402073_00228_34851_7845.N1	29-OCT-2008 18:37:22	Dark	40.000	46	Del Vel	1.9540	10600.	80	34851	No
179	GOM_NL__2PRFIN20081029_183844_000000372073_00228_34851_7846.N1	29-OCT-2008 18:38:44	Dark	36.500	29	Bet Car	1.6720	10200.	73	34851	No
180	GOM_NL__2PRFIN20081029_185416_000000422073_00228_34851_7847.N1	29-OCT-2008 18:54:16	Straylight	42.000	157	The1Eri	2.9060	9300.0	84	34851	No
181	GOM_NL__2PRFIN20081029_191323_000000412073_00228_34851_7848.N1	29-OCT-2008 19:13:23	Bright	40.500	105	6Bet Ari	2.6450	8900.0	81	34851	No
182	GOM_NL__2PRFIN20081029_191720_000000392073_00228_34851_7849.N1	29-OCT-2008 19:17:20	Bright	38.500	53	43Bet And	2.0480	3300.0	77	34851	No
183	GOM_NL__2PRFIN20081029_191954_000000402073_00228_34851_7850.N1	29-OCT-2008 19:19:54	Bright	39.500	73	57Gam1And	2.2600	13100.	79	34851	No
184	GOM_NL__2PRFIN20081029_192312_000000382073_00228_34851_7851.N1	29-OCT-2008 19:23:12	Bright	37.500	68	18Alp Cas	2.2250	4500.0	75	34851	No
185	GOM_NL__2PRFIN20081029_192425_000000362073_00228_34851_7852.N1	29-OCT-2008 19:24:25	Bright	35.500	76	27Gam Cas	2.3000	30000.	71	34851	No
186	GOM_NL__2PRFIN20081029_193228_000000372073_00228_34851_7853.N1	29-OCT-2008 19:32:28	Bright	37.000	49	1Alp UMi	1.9900	6300.0	74	34851	No
187	GOM_NL__2PRFIN20081029_193613_000000392073_00228_34851_7854.N1	29-OCT-2008 19:36:13	Bright	38.500	60	7Bet UMi	2.0810	3950.0	77	34851	No
188	GOM_NL__2PRFIN20081029_194039_000000392073_00228_34851_7855.N1	29-OCT-2008 19:40:39	Bright	39.000	36	50Alp UMa	1.8000	6300.0	78	34851	No
189	GOM_NL__2PRFIN20081029_194208_000000352073_00228_34851_7856.N1	29-OCT-2008 19:42:08	Bright	35.000	32	77Eps UMa	1.7630	11000.	70	34851	No
190	GOM_NL__2PRFIN20081029_194553_000000382073_00228_34851_7857.N1	29-OCT-2008 19:45:53	Bright	37.500	174	52Psi UMa	3.0040	4400.0	75	34851	No
191	GOM_NL__2PRFIN20081029_195311_000000382073_00228_34851_7858.N1	29-OCT-2008 19:53:11	Bright	37.500	96	68Del Leo	2.5600	9300.0	75	34851	No
192	GOM_NL__2PRFIN20081029_201258_000000402073_00228_34851_7859.N1	29-OCT-2008 20:12:58	Dark	39.500	113	Mu Vel	2.6920	5000.0	79	34851	No
193	GOM_NL__2PRFIN20081029_201758_000000412073_00229_34852_7858.N1	29-OCT-2008 20:17:58	Dark	41.000	46	Del Vel	1.9540	10600.	82	34852	No
194	GOM_NL__2PRFIN20081029_201921_000000552073_00229_34852_7859.N1	29-OCT-2008 20:19:21	Dark	54.500	41	Eps Car	1.8600	4100.0	109	34852	No
195	GOM_NL__2PRFIN20081029_203452_000000402073_00229_34852_7860.N1	29-OCT-2008 20:34:52	Straylight	39.500	157	The1Eri	2.9060	9300.0	79	34852	No
196	GOM_NL__2PRFIN20081029_205359_000000392073_00229_34852_7861.N1	29-OCT-2008 20:53:59	Bright	39.000	105	6Bet Ari	2.6450	8900.0	78	34852	No
197	GOM_NL__2PRFIN20081029_205756_000000372073_00229_34852_7862.N1	29-OCT-2008 20:57:56	Bright	36.500	53	43Bet And	2.0480	3300.0	73	34852	No
198	GOM_NL__2PRFIN20081029_210030_000000402073_00229_34852_7863.N1	29-OCT-2008 21:00:30	Bright	40.000	73	57Gam1And	2.2600	13100.	80	34852	No
199	GOM_NL__2PRFIN20081029_210348_000000362073_00229_34852_7864.N1	29-OCT-2008 21:03:48	Bright	36.000	68	18Alp Cas	2.2250	4500.0	72	34852	No
200	GOM_NL__2PRFIN20081029_210500_000000352073_00229_34852_7865.N1	29-OCT-2008 21:05:00	Bright	34.500	76	27Gam Cas	2.3000	30000.	69	34852	No
201	GOM_NL__2PRFIN20081029_211304_000000362073_00229_34852_7866.N1	29-OCT-2008 21:13:04	Bright	36.000	49	1Alp UMi	1.9900	6300.0	72	34852	No
202	GOM_NL__2PRFIN20081029_211649_000000362073_00229_34852_7867.N1	29-OCT-2008 21:16:49	Bright	35.500	60	7Bet UMi	2.0810	3950.0	71	34852	No
203	GOM_NL__2PRFIN20081029_212115_000000372073_00229_34852_7868.N1	29-OCT-2008 21:21:15	Bright	37.000	36	50Alp UMa	1.8000	6300.0	74	34852	No
204	GOM_NL__2PRFIN20081029_212244_000000352073_00229_34852_7869.N1	29-OCT-2008 21:22:44	Bright	34.500	32	77Eps UMa	1.7630	11000.	69	34852	No
205	GOM_NL__2PRFIN20081029_212629_000000392073_00229_34852_7870.N1	29-OCT-2008 21:26:29	Bright	38.500	174	52Psi UMa	3.0040	4400.0	77	34852	No
206	GOM_NL__2PRFIN20081029_213347_000000372073_00229_34852_7871.N1	29-OCT-2008 21:33:47	Bright	36.500	96	68Del Leo	2.5600	9300.0	73	34852	No
207	GOM_NL__2PRFIN20081029_215334_000000422073_00229_34852_7872.N1	29-OCT-2008 21:53:34	Dark	41.500	113	Mu Vel	2.6920	5000.0	83	34852	No
208	GOM_NL__2PRFIN20081029_215554_000000532073_00229_34852_7873.N1	29-OCT-2008 21:55:54	Dark	52.500	65	Lam Vel	2.2040	4400.0	105	34852	No
209	GOM_NL__2PRFIN20081029_215835_000000422073_00230_34853_7869.N1	29-OCT-2008 21:58:35	Dark	42.000	46	Del Vel	1.9540	10600.	84	34853	No
210	GOM_NL__2PRFIN20081029_215957_000000412073_00230_34853_7870.N1	29-OCT-2008 21:59:57	Dark	41.000	41	Eps Car	1.8600	4100.0	82	34853	No
211	GOM_NL__2PRFIN20081029_221529_000000422073_00230_34853_7871.N1	29-OCT-2008 22:15:29	Straylight	42.000	157	The1Eri	2.9060	9300.0	84	34853	No
212	GOM_NL__2PRFIN20081029_223434_000000402073_00230_34853_7872.N1	29-OCT-2008 22:34:34	Bright	39.500	105	6Bet Ari	2.6450	8900.0	79	34853	No
213	GOM_NL__2PRFIN20081029_223832_000000382073_00230_34853_7873.N1	29-OCT-2008 22:38:32	Bright	38.000	53	43Bet And	2.0480	3300.0	76	34853	No
214	GOM_NL__2PRFIN20081029_224105_000000382073_00230_34853_7874.N1	29-OCT-2008 22:41:05	Bright	37.500	73	57Gam1And	2.2600	13100.	75	34853	No
215	GOM_NL__2PRFIN20081029_224424_000000362073_00230_34853_7875.N1	29-OCT-2008 22:44:24	Bright	36.000	68	18Alp Cas	2.2250	4500.0	72	34853	No
216	GOM_NL__2PRFIN20081029_224536_000000362073_00230_34853_7876.N1	29-OCT-2008 22:45:36	Bright	36.000	76	27Gam Cas	2.3000	30000.	72	34853	No
217	GOM_NL__2PRFIN20081029_225340_000000362073_00230_34853_7877.N1	29-OCT-2008 22:53:40	Bright	35.500	49	1Alp UMi	1.9900	6300.0	71	34853	No
218	GOM_NL__2PRFIN20081029_225725_000000342073_00230_34853_7878.N1	29-OCT-2008 22:57:25	Bright	34.000	60	7Bet UMi	2.0810	3950.0	68	34853	No
219	GOM_NL__2PRFIN20081029_230150_000000392073_00230_34853_7879.N1	29-OCT-2008 23:01:50	Bright	38.500	36	50Alp UMa	1.8000	6300.0	77	34853	No

220	GOM_NL__2PRFIN20081029_230320_000000462073_00230_34853_7880.N1	29-OCT-2008 23:03:20	Bright	45.500	32	77Eps UMa	1.7630	11000.	91	34853	No
221	GOM_NL__2PRFIN20081029_230705_000000362073_00230_34853_7881.N1	29-OCT-2008 23:07:05	Bright	36.000	174	52Psi UMa	3.0040	4400.0	72	34853	No
222	GOM_NL__2PRFIN20081029_231423_000000372073_00230_34853_7882.N1	29-OCT-2008 23:14:23	Bright	36.500	96	68Del Leo	2.5600	9300.0	73	34853	No
223	GOM_NL__2PRFIN20081029_233410_000000422073_00230_34853_7883.N1	29-OCT-2008 23:34:10	Dark	42.000	113	Mu Vel	2.6920	5000.0	84	34853	No
224	GOM_NL__2PRFIN20081029_233631_000000562073_00230_34853_7884.N1	29-OCT-2008 23:36:31	Dark	55.500	65	Lam Vel	2.2040	4400.0	111	34853	No
225	GOM_NL__2PRFIN20081029_233911_000000392073_00231_34854_7891.N1	29-OCT-2008 23:39:11	Dark	39.000	46	Del Vel	1.9540	10600.	78	34854	No
226	GOM_NL__2PRFIN20081029_234034_000000542073_00231_34854_7892.N1	29-OCT-2008 23:40:34	Dark	53.500	41	Eps Car	1.8600	4100.0	107	34854	No
227	GOM_NL__2PRFIN20081029_235605_000000402073_00231_34854_7893.N1	29-OCT-2008 23:56:05	Straylight	39.500	157	The1Eri	2.9060	9300.0	79	34854	No

3. Quality information per product

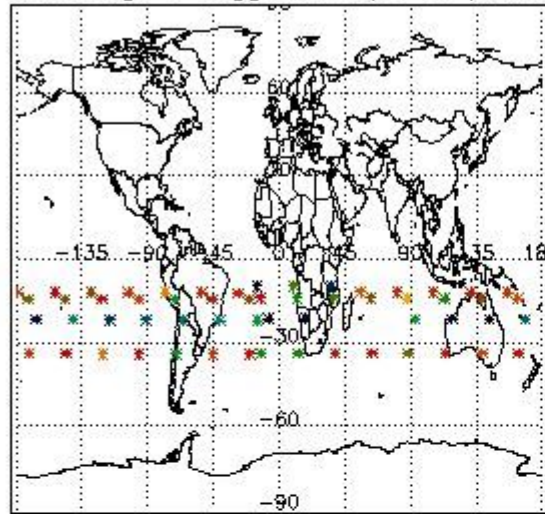
In this section it is plotted some information contained in the Quality Summary data set of the level 2 products. Only products in dark limb conditions and without errors (error flag in the MPH set to "0") are used.

3.1 Plot quality information per product (time dependant)

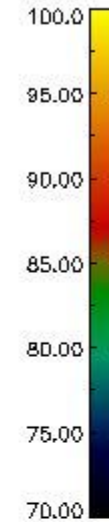
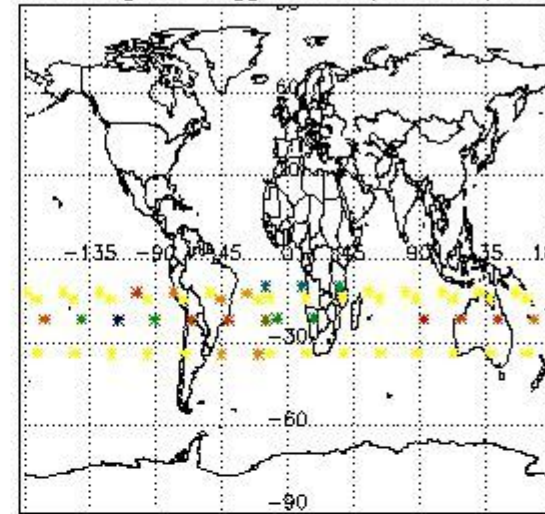


3.2 Plot quality information per product (world map)

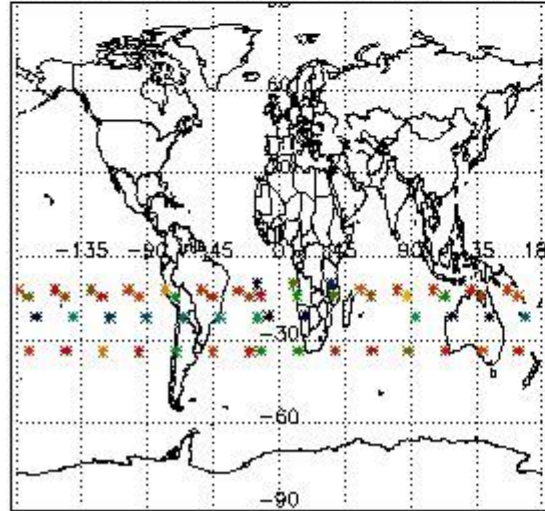
Percentage of flagged data per O3 profile



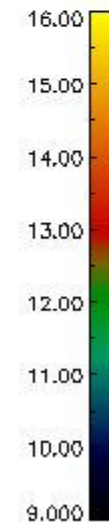
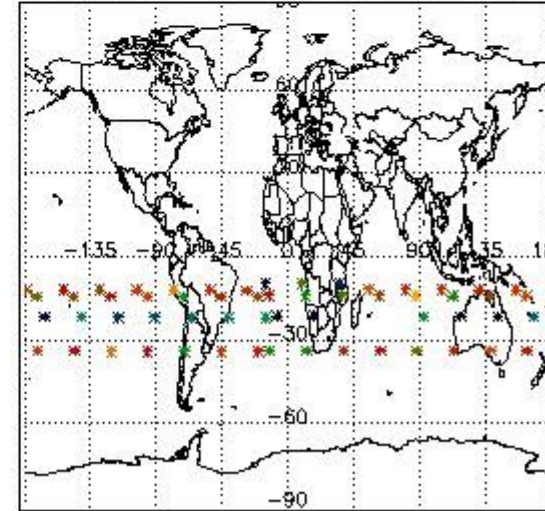
Percentage of flagged data per H2O profile



Percentage of flagged data per NO2 profile



Percentage of flagged data per NO3 profile

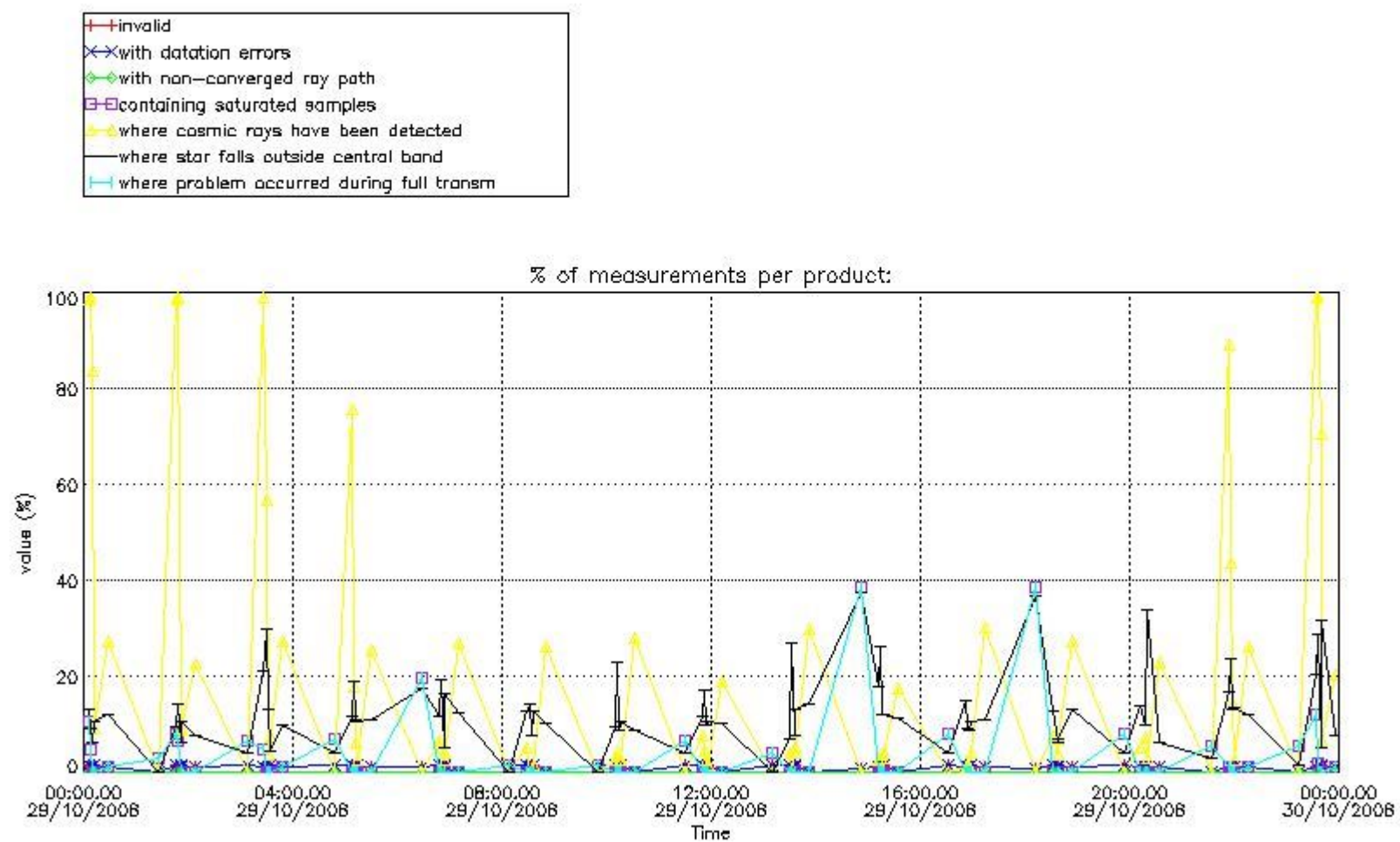


4. Level 1 quality information per product

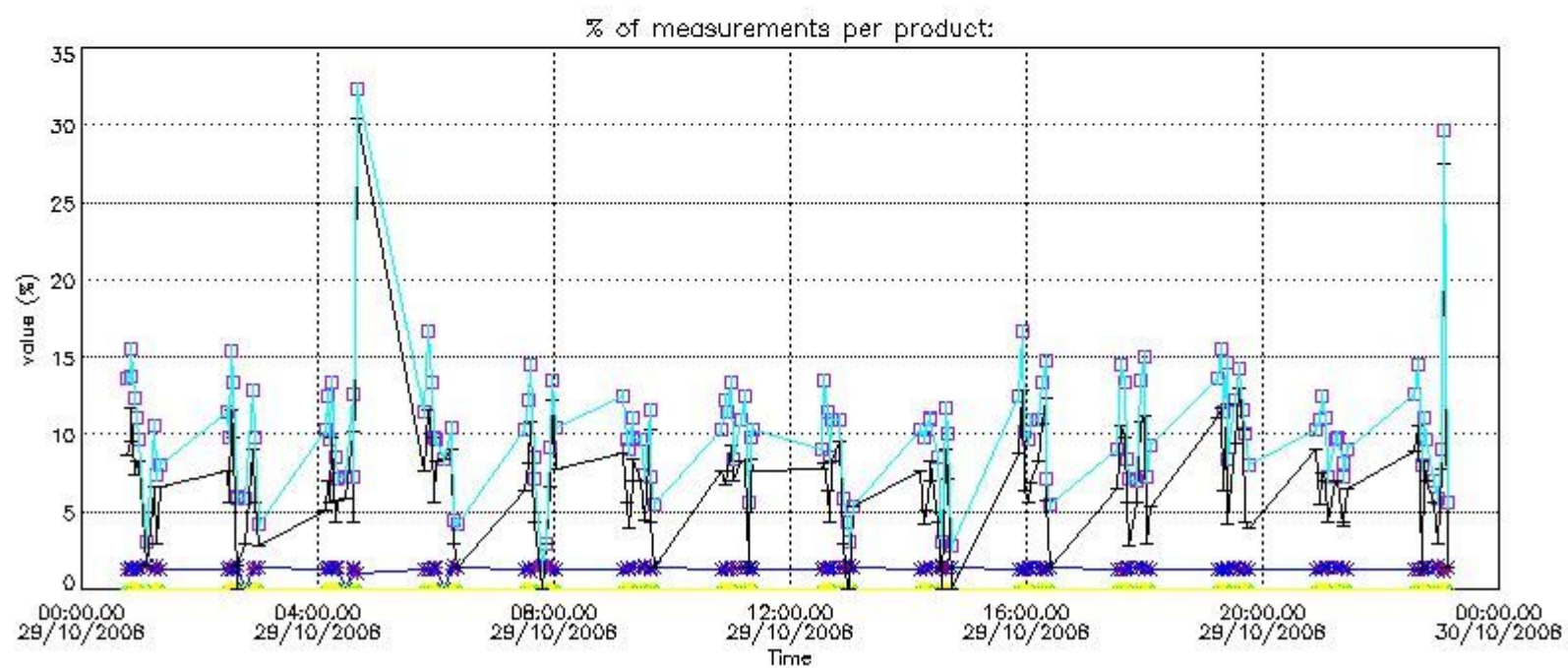
In this section it is plotted some information contained in the Quality Summary data set of the level 2 products that comes from the level 1b processing. Products without errors (error flag in the MPH set to "0") are used.

4.1 Plot quality information per product (time dependant) coming from level 1b processing

4.1.1 Plot level 1 quality information per product (time dependant): ENVISAT ASCENDING passes



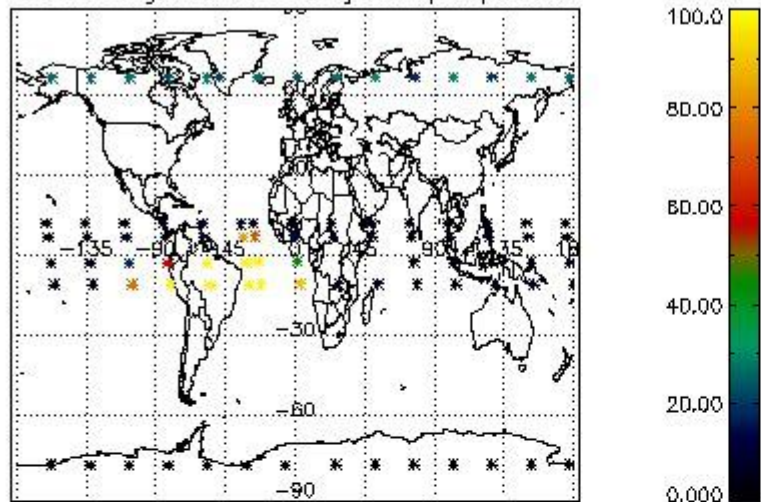
4.1.2 Plot level 1 quality information per product (time dependant): ENVI SAT DESCENDING passes



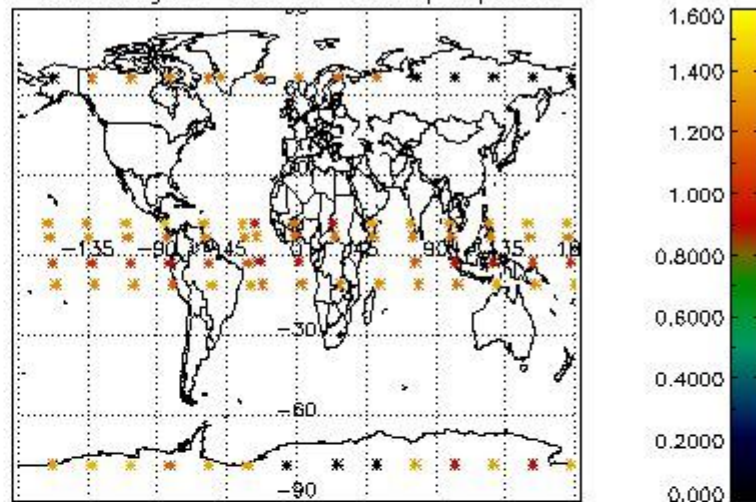
4.2 Plot quality information per product coming from level 1b processing (world map)

4.2.1 Plot level 1 quality information per product (world map): ENVISAT ASCENDING passes

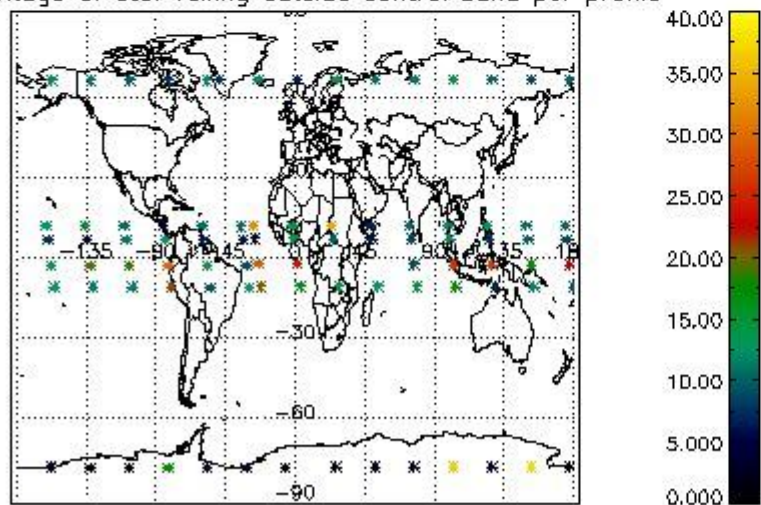
Percentage of cosmic ray hits per profile



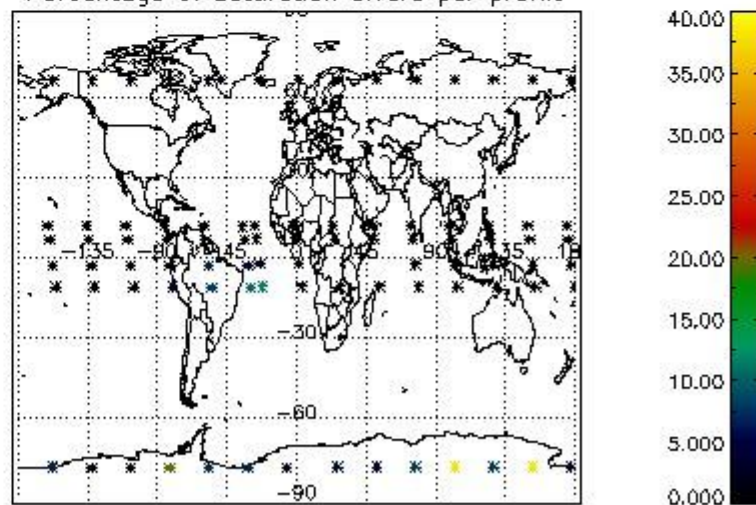
Percentage of datation errors per profile



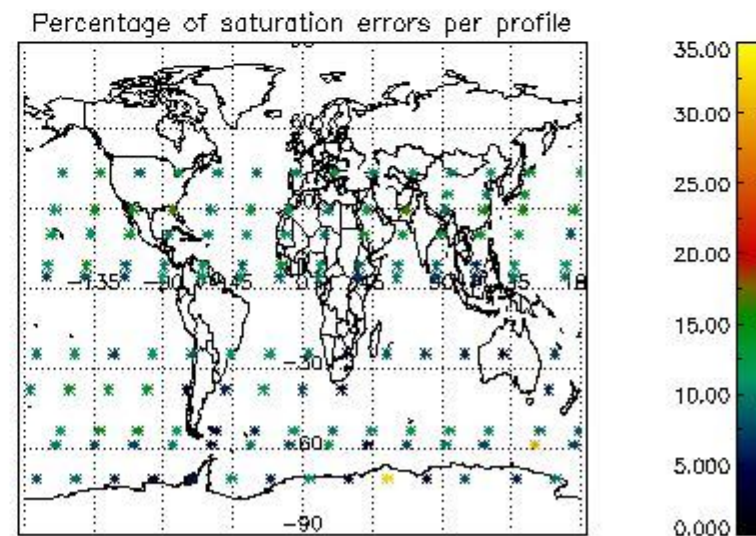
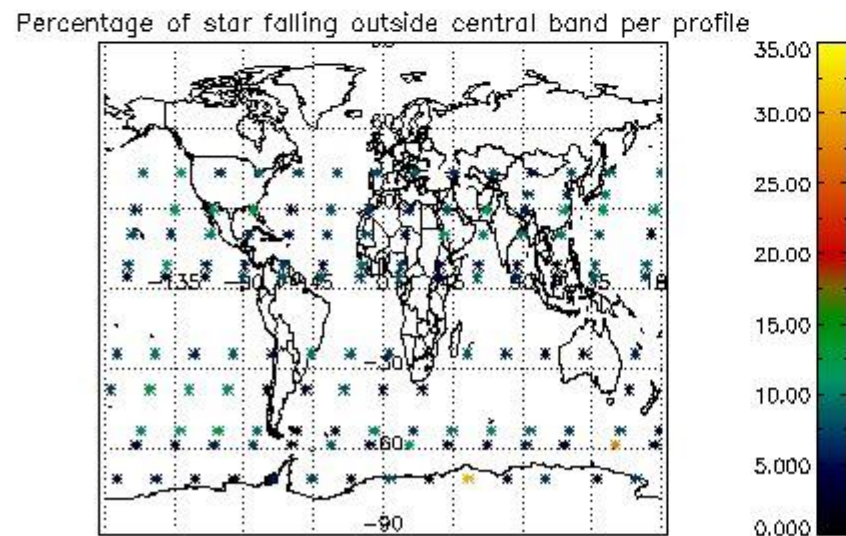
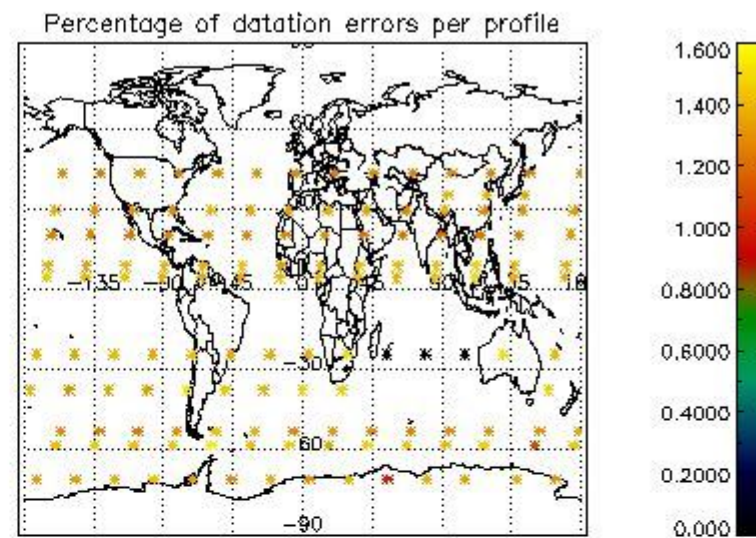
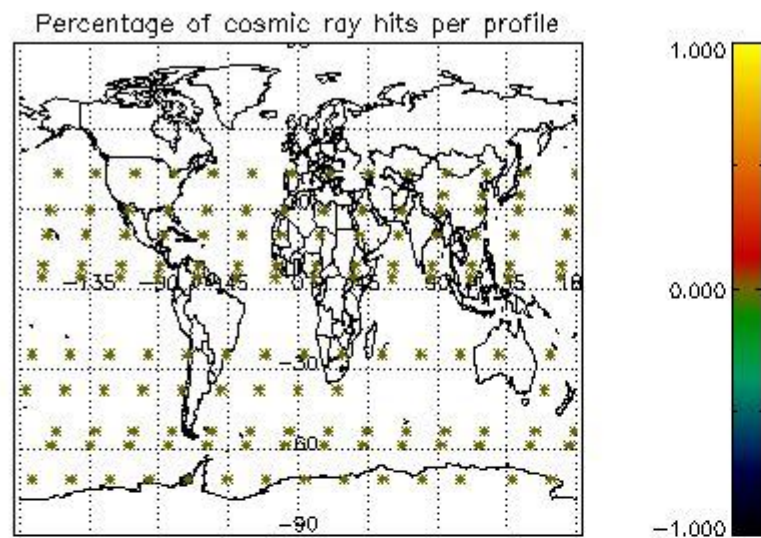
Percentage of star falling outside central band per profile



Percentage of saturation errors per profile



4.2.2 Plot level 1 quality information per product (world map): ENVISAT DESCENDING passes



5. Trace gas profiles

5.1 Ozone statistics based on quality of products

The final quality of the products can be "measured" using the STD (Standard Deviation) attached to every point profile. This information is written to the parameter GOM_NL__2P/NL_LOCAL_SPECIES_DENSITY/o3_std of the level 2 products. The table below shows the statistics for given STD ranges.

The statistics are given with respect to the overall valid production:

- Products without fatal errors: GOM_NL__2P/MPH/PRODUCT_ERR=0
- Valid point profile: GOM_NL__2P/NL_LOCAL_SPECIES_DENSITY/pcd(0)=0

The 'Criteria' is applied to valid points of dark limb products:

- Products in dark limb illumination condition: GOM_NL__2P/NL_SUMMARY_QUALITY/obs_ill_cond=0
- Products without fatal errors: GOM_NL__2P/MPH/PRODUCT_ERR=0
- Valid point profile: GOM_NL__2P/NL_LOCAL_SPECIES_DENSITY/pcd(0)=0

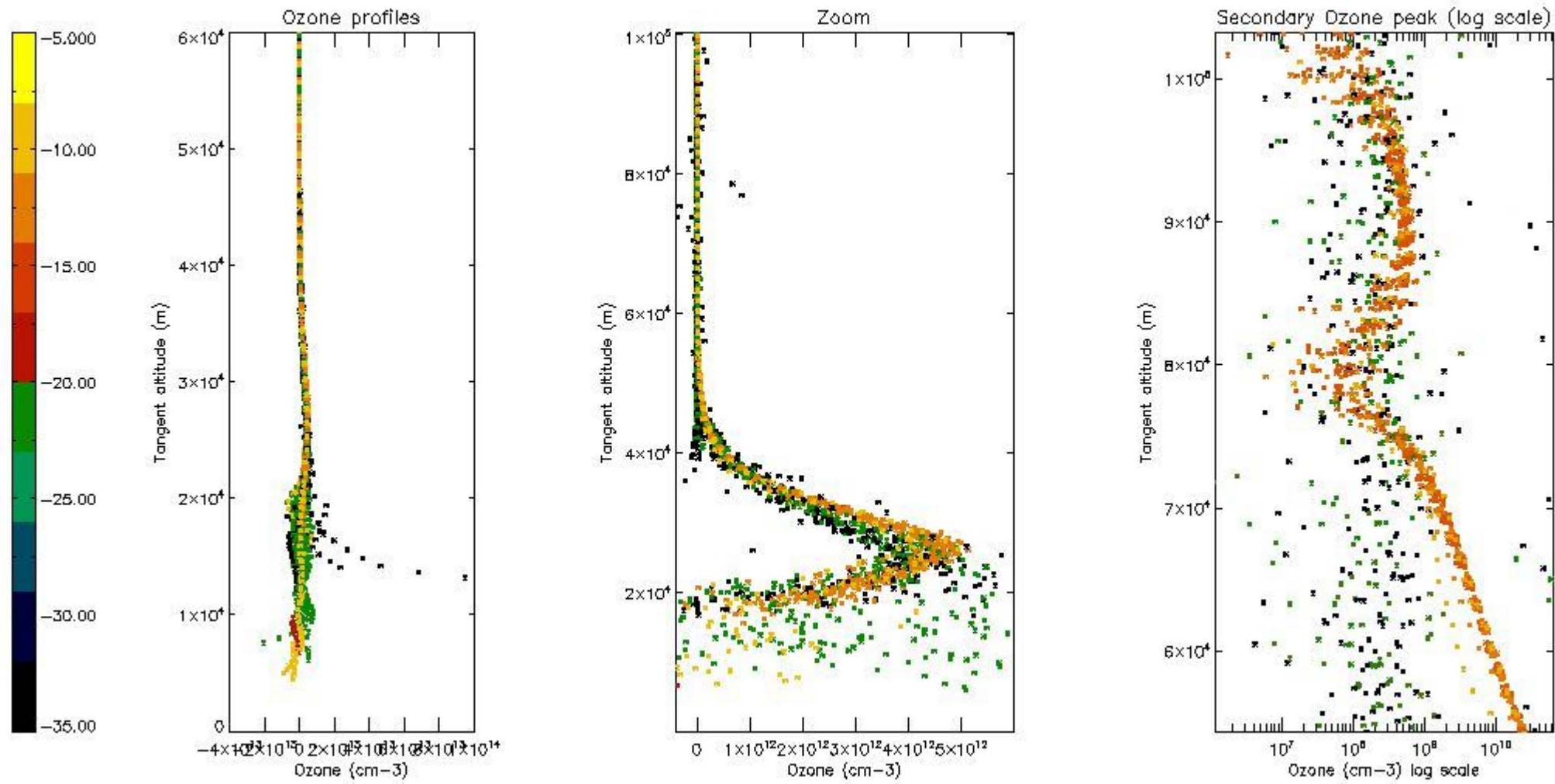
So, the table below shows the percentage of dark limb and valid observations for each criteria with respect to the overall valid daily observations.

Criteria	% of total production
All STD	29
STD < 20	13

STD < 10	8
STD < 5	4

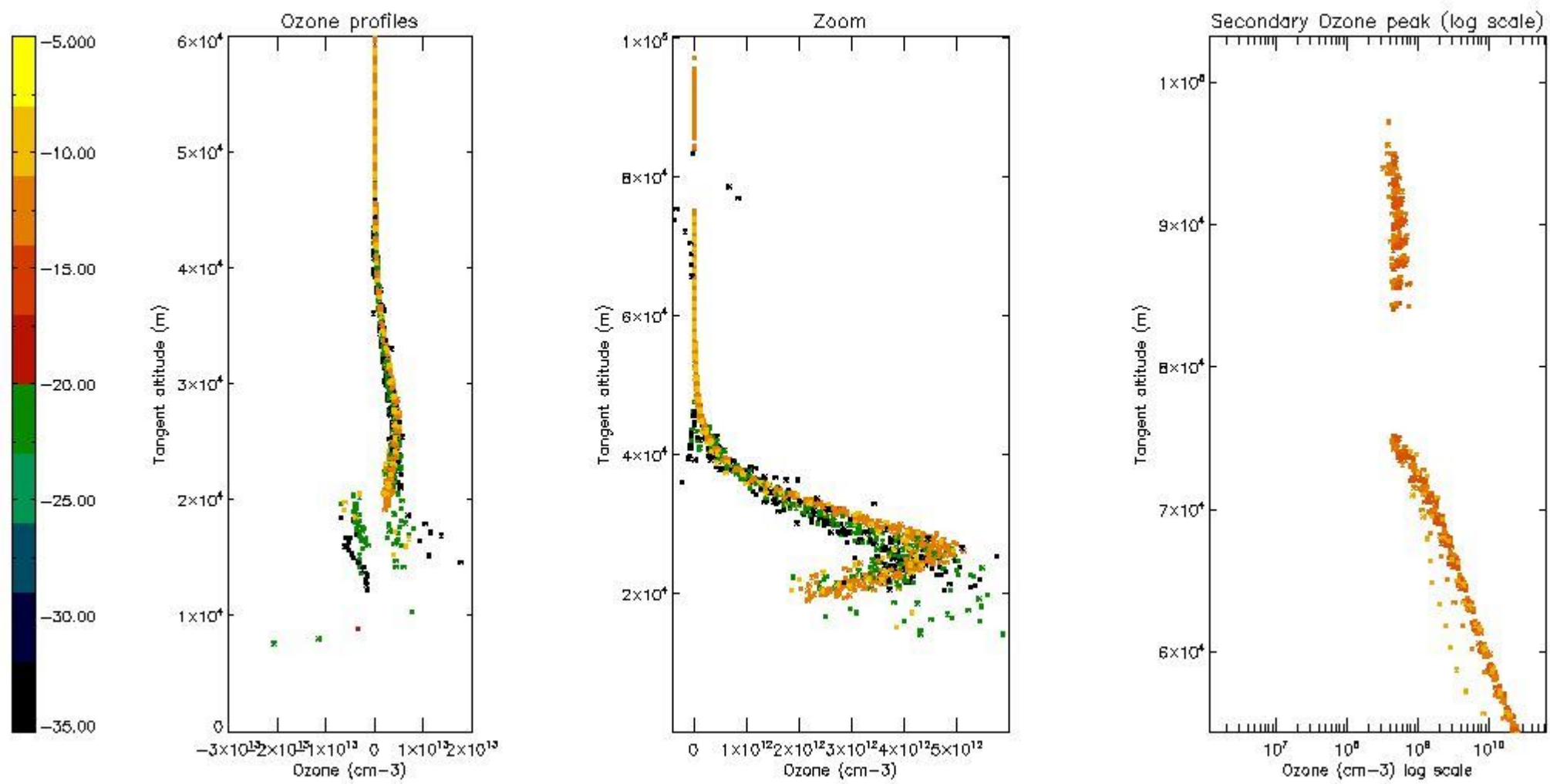
5.2 Plot ozone profiles for all STD (dark without errors)

The colorbar represents the latitude.



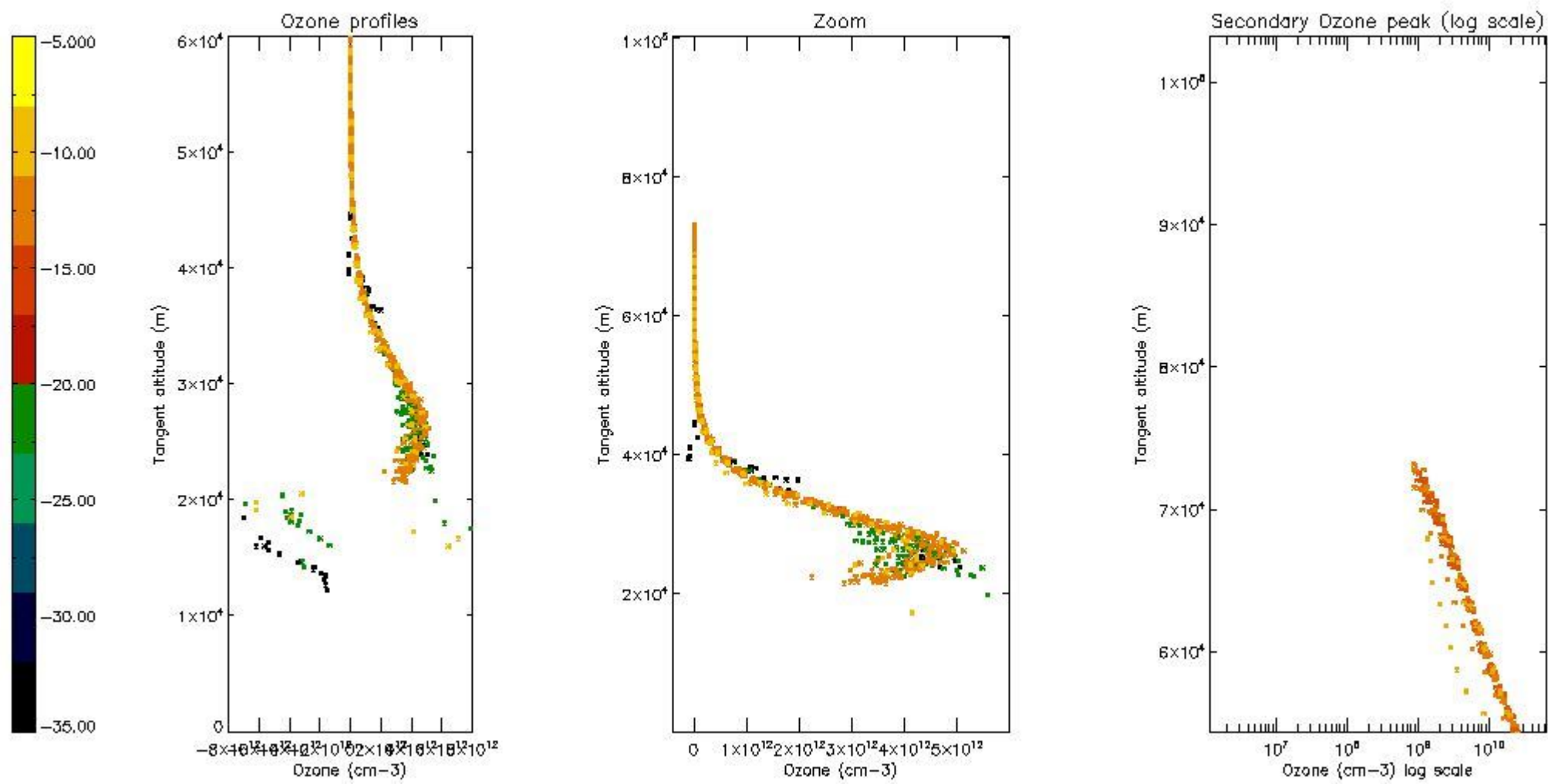
5.3 Plot ozone profiles where STD < 20% (dark without errors)

The colorbar represents the latitude.



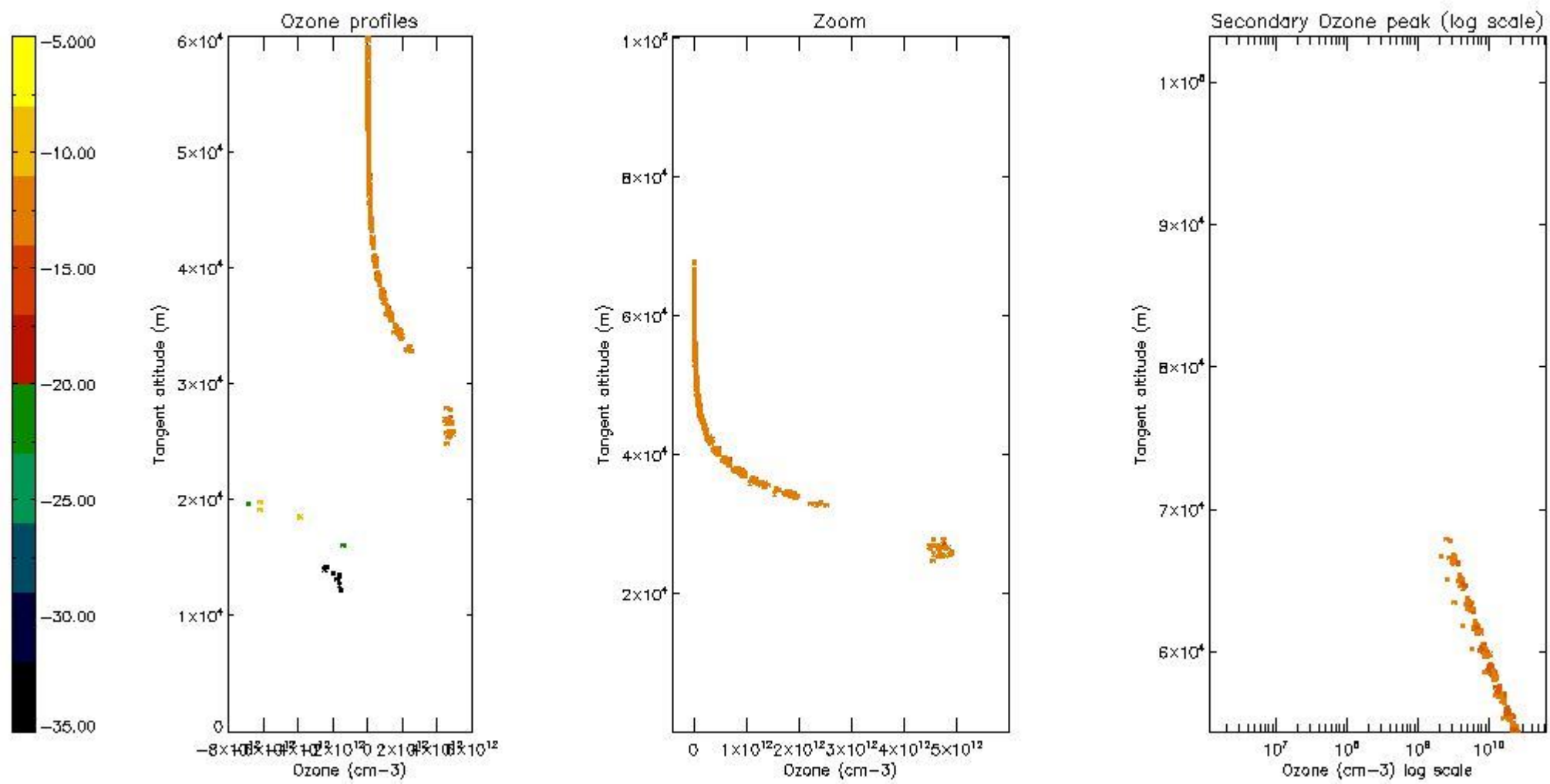
5.4 Plot ozone profiles where STD < 10% (dark without errors)

The colorbar represents the latitude.



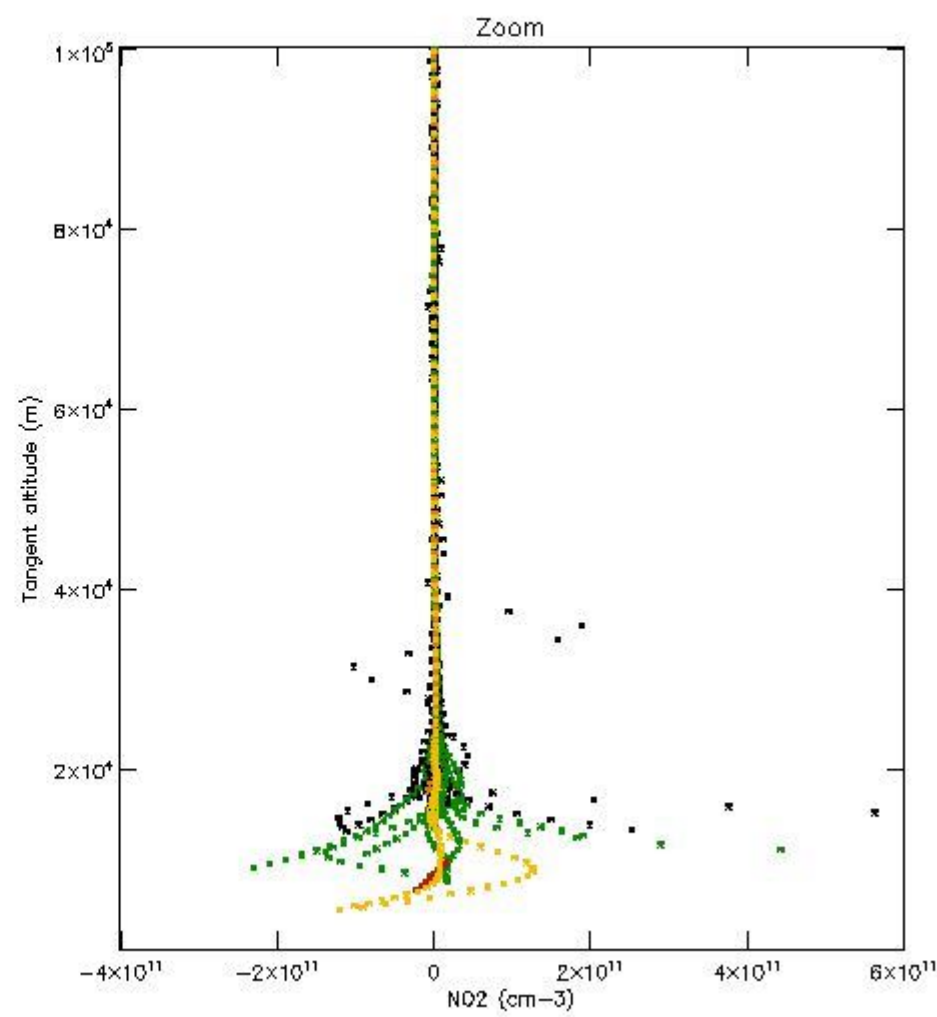
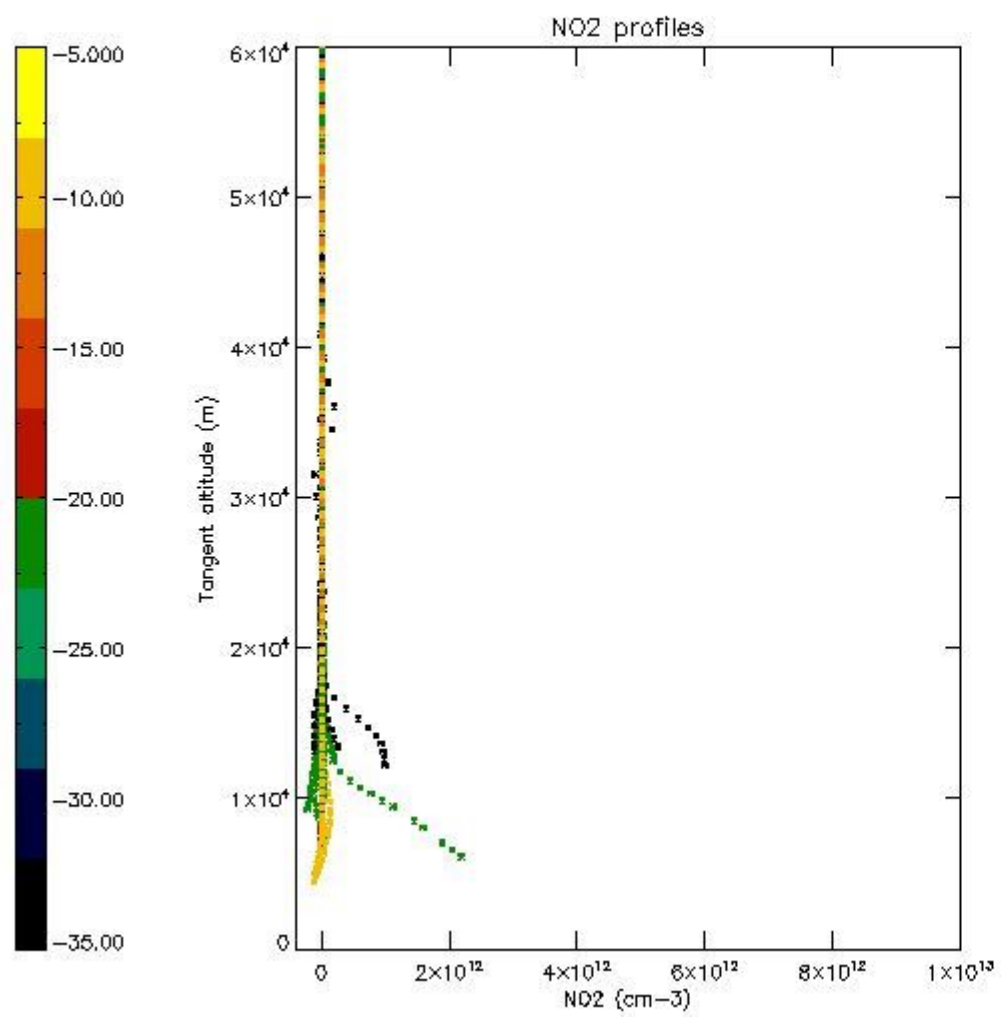
5.5 Plot ozone profiles where STD < 5% (dark without errors)

The colorbar represents the latitude.



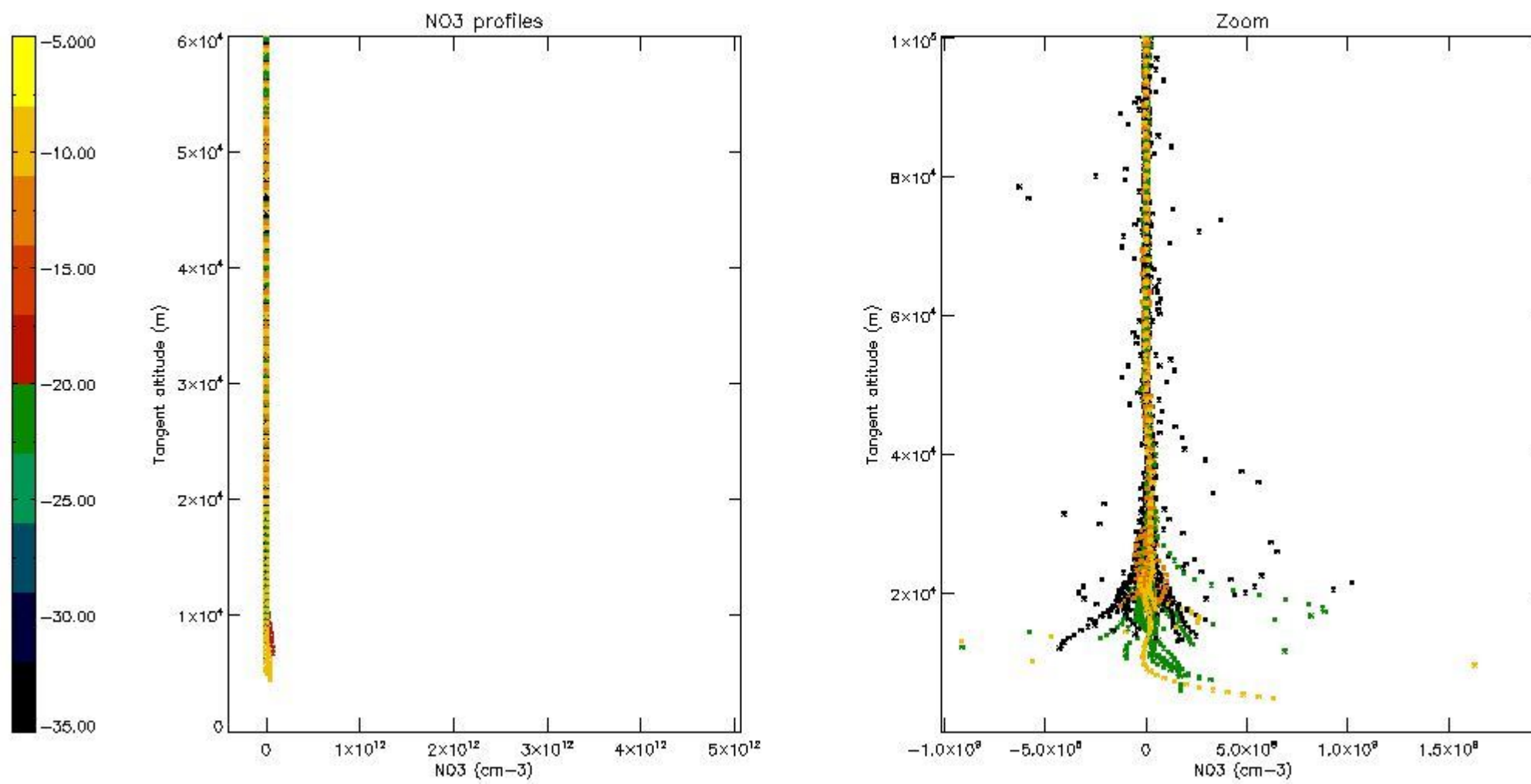
5.6 Plot NO₂ profiles for all STD (dark without errors)

The colorbar represents the latitude.



5.7 Plot NO3 profiles for all STD (dark without errors)

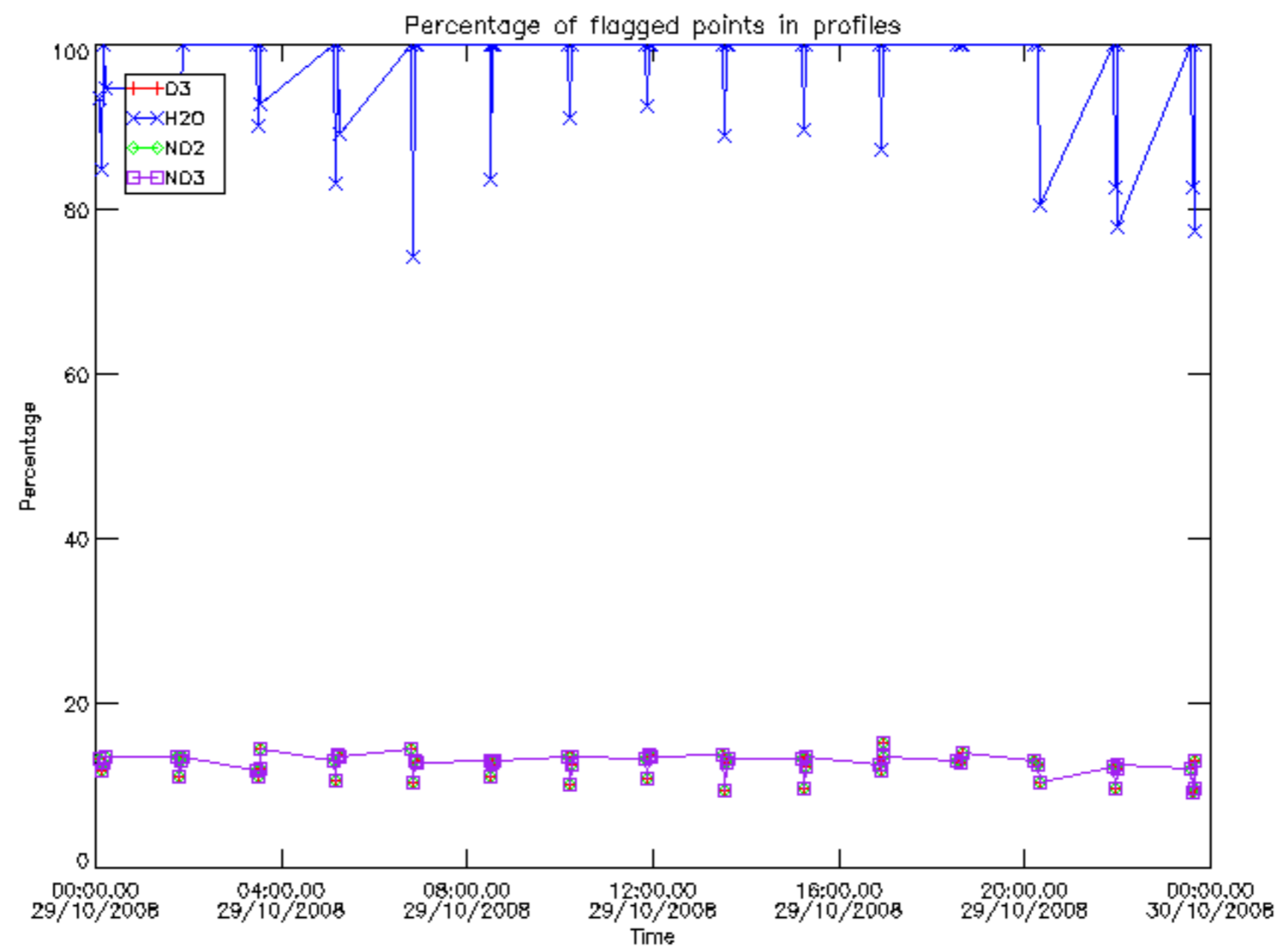
The colorbar represents the latitude.



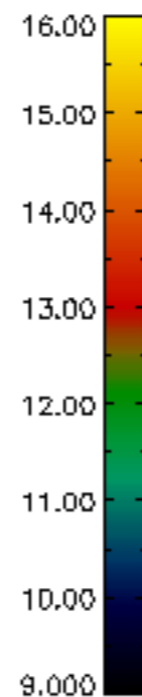
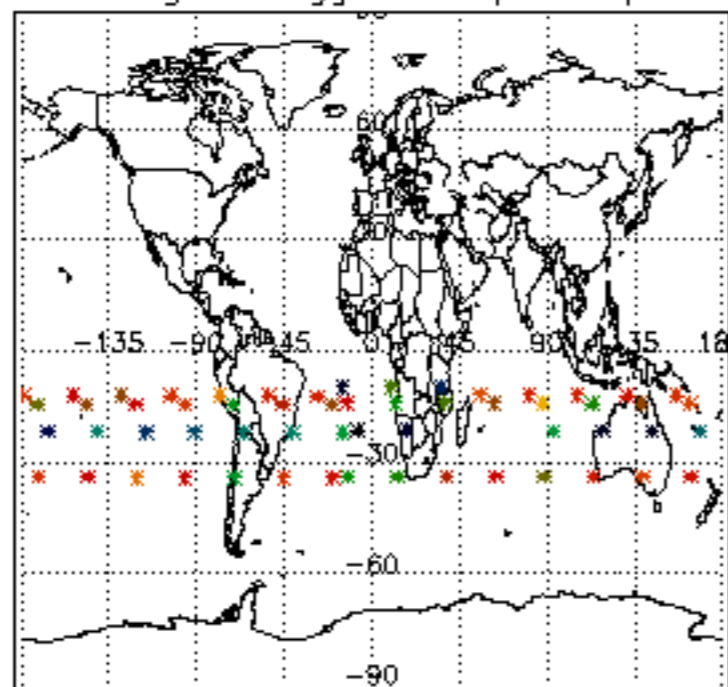
6. Auxiliary Data Files used for the production reported in section 2

The number reported in the third column indicates since which file (see list in section 2) the corresponding auxiliary file has been used. The fourth column is the date of those product files.

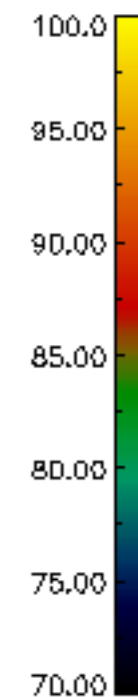
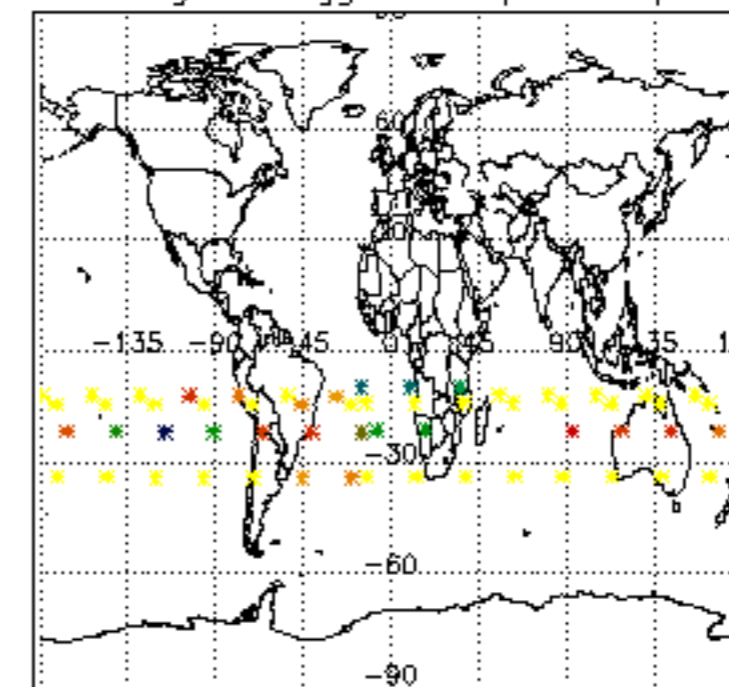
Type	Auxiliary Filename	Used since product	Used since product date
INST_PHYS_CHARACTERISTICS	GOM_INS_AXVIEC20091111_143220_20030716_120000_20500101_000000	1	29-OCT-2008 00:05:42
LEVEL-2_PROC_CONFIG	GOM_PR2_AXVIEC20091111_152718_20020301_000000_20500101_000000	1	29-OCT-2008 00:05:42
CROSS_SECTIONS_FILE	GOM_CRS_AXVIEC20091111_154832_20020301_000000_20500101_000000	1	29-OCT-2008 00:05:42



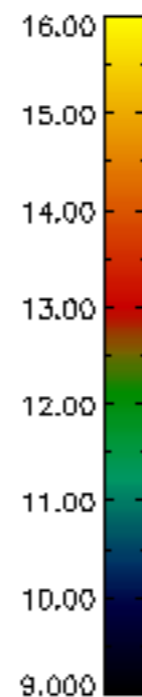
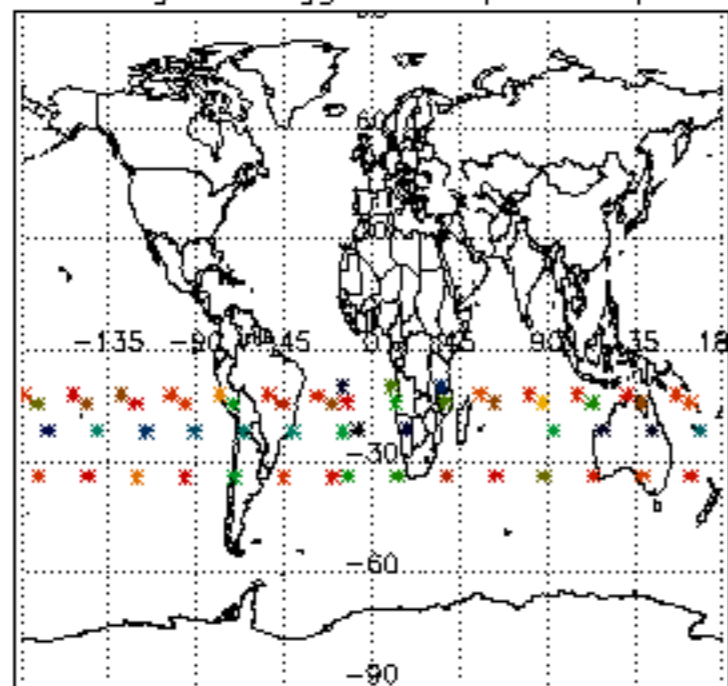
Percentage of flagged data per D3 profile



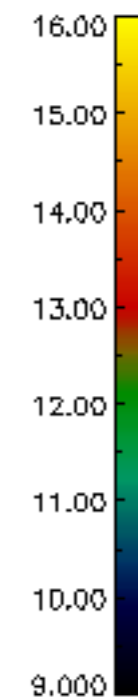
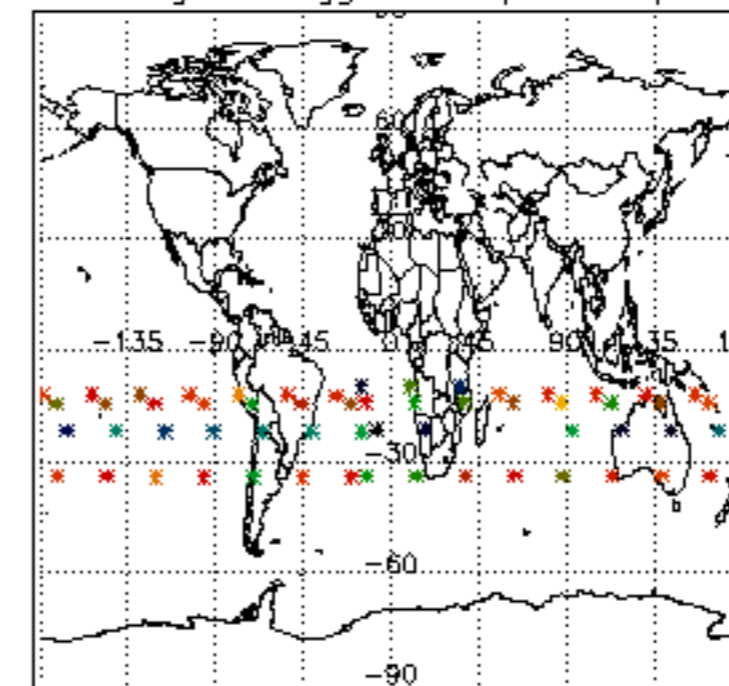
Percentage of flagged data per H2O profile

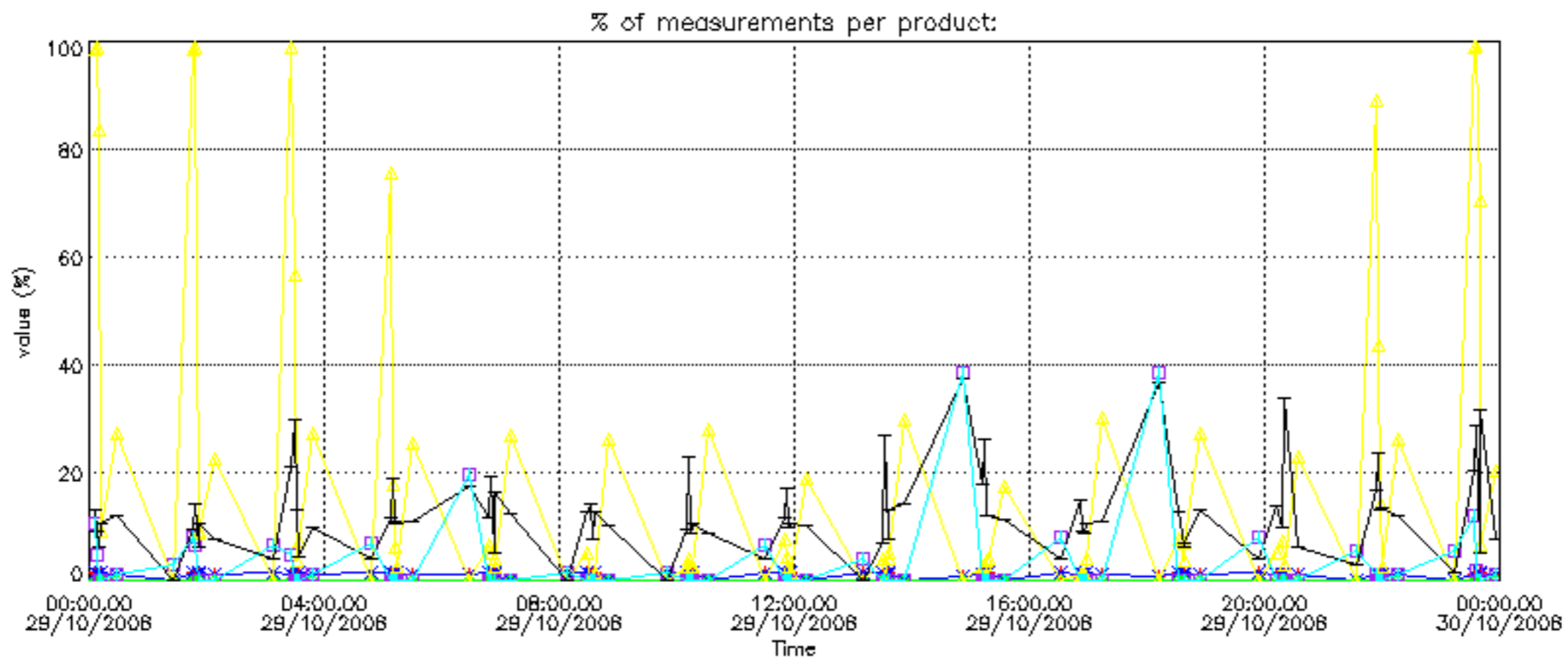


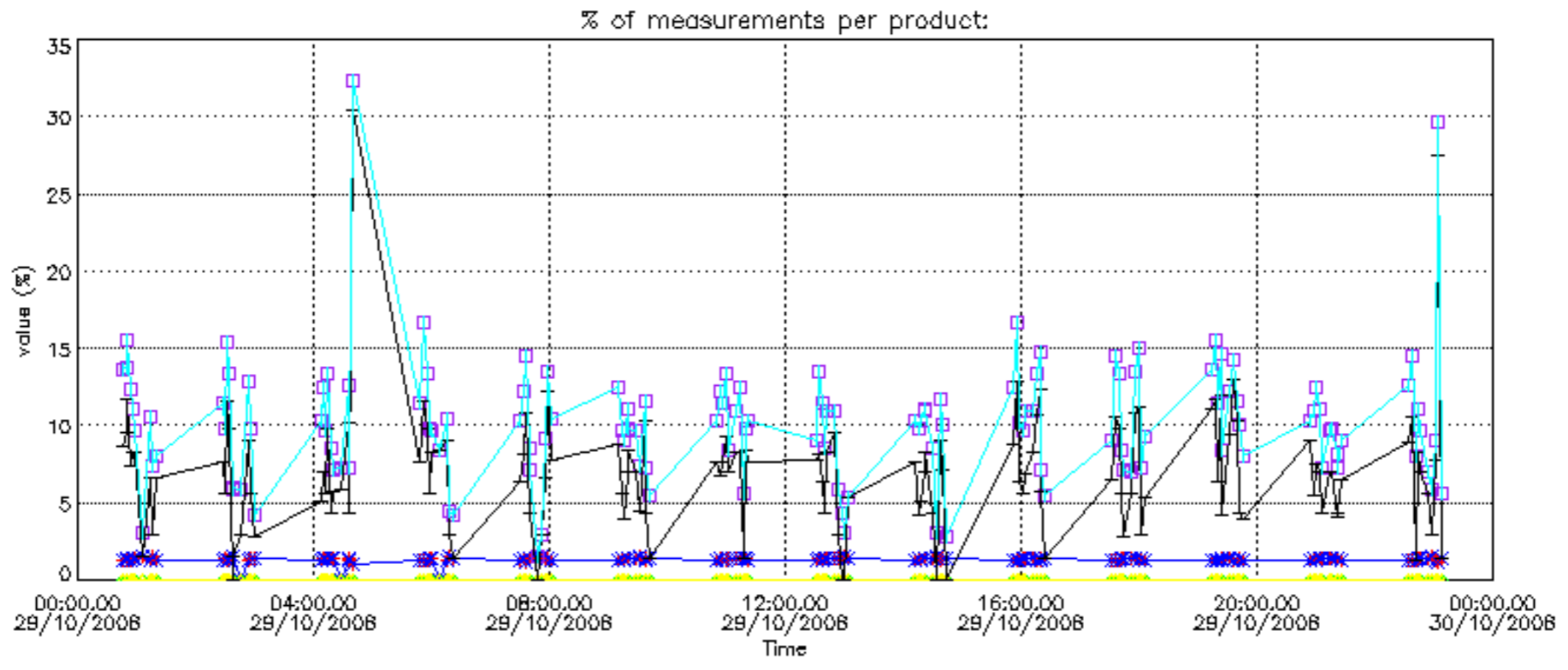
Percentage of flagged data per NO2 profile



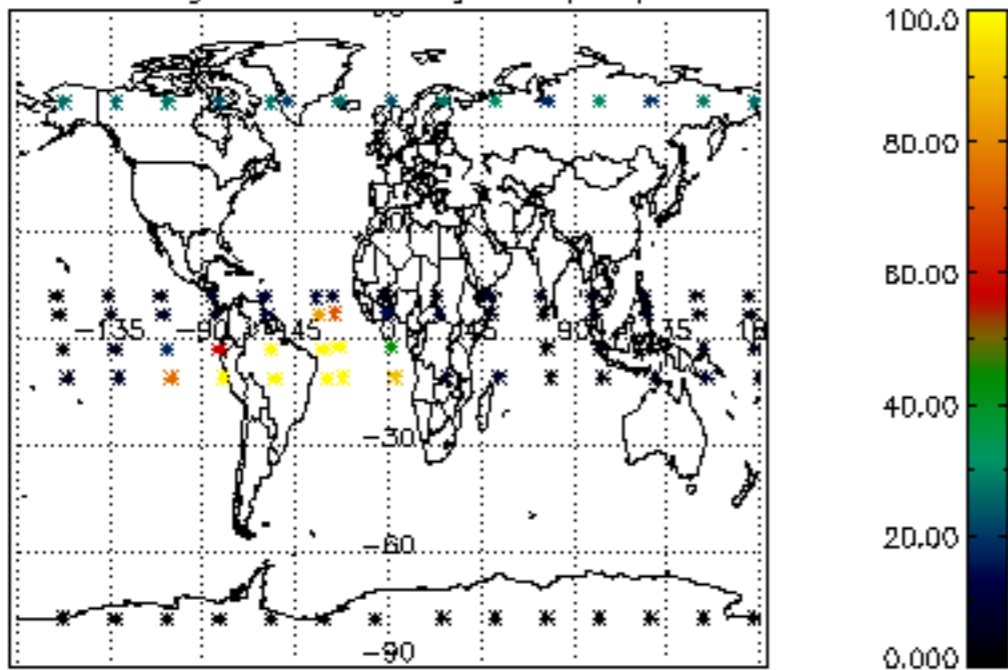
Percentage of flagged data per NO3 profile



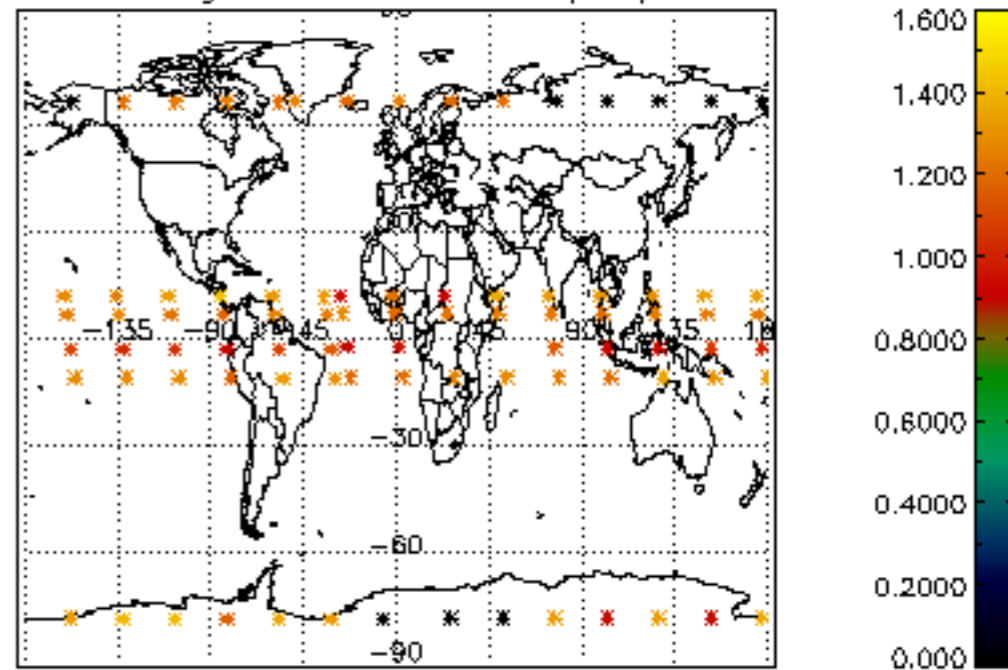




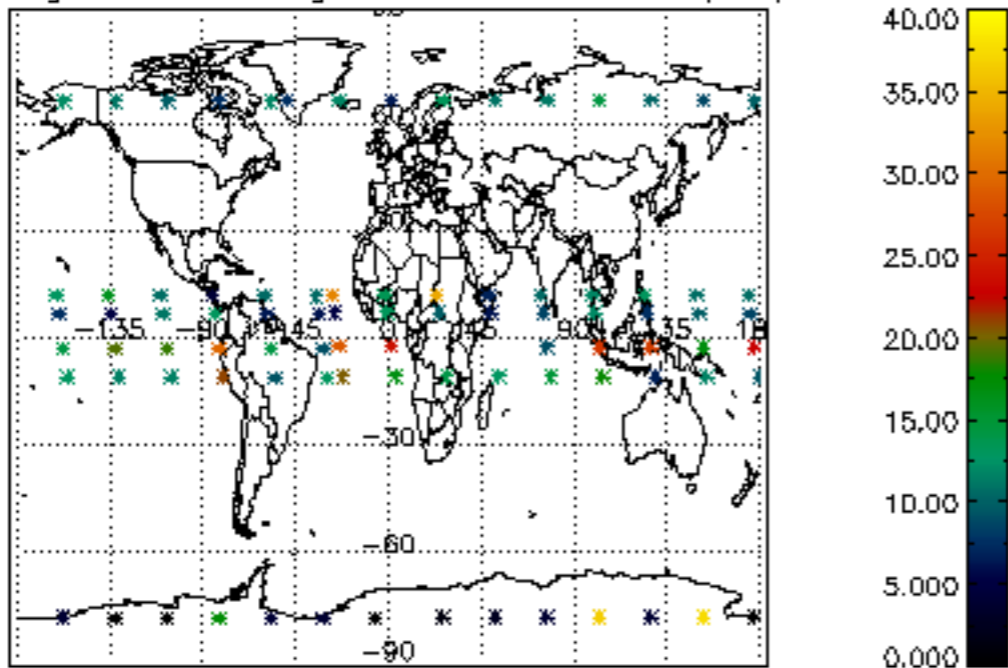
Percentage of cosmic ray hits per profile



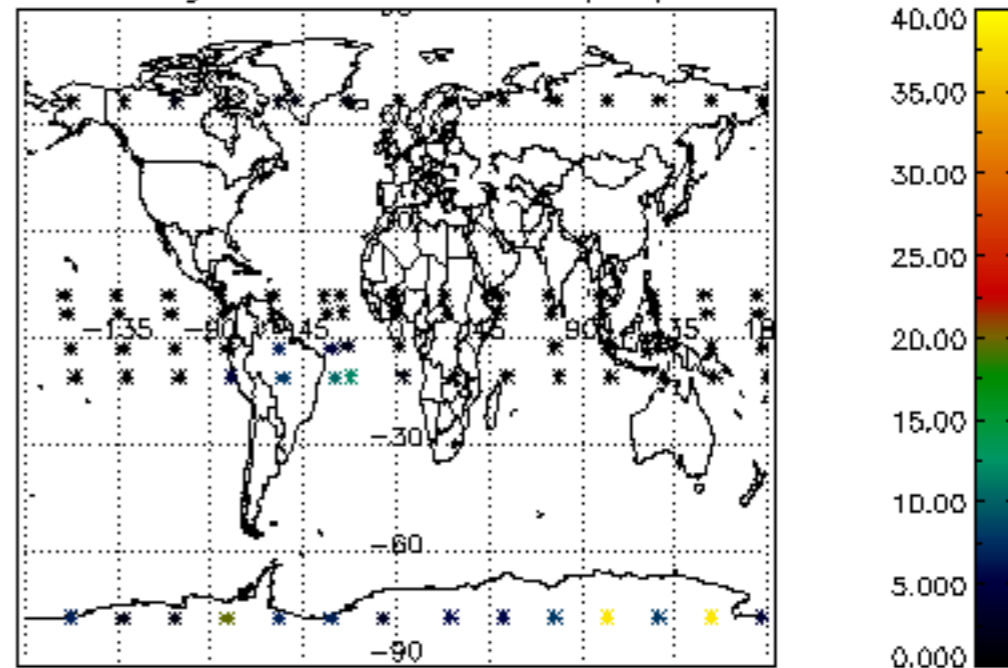
Percentage of datation errors per profile



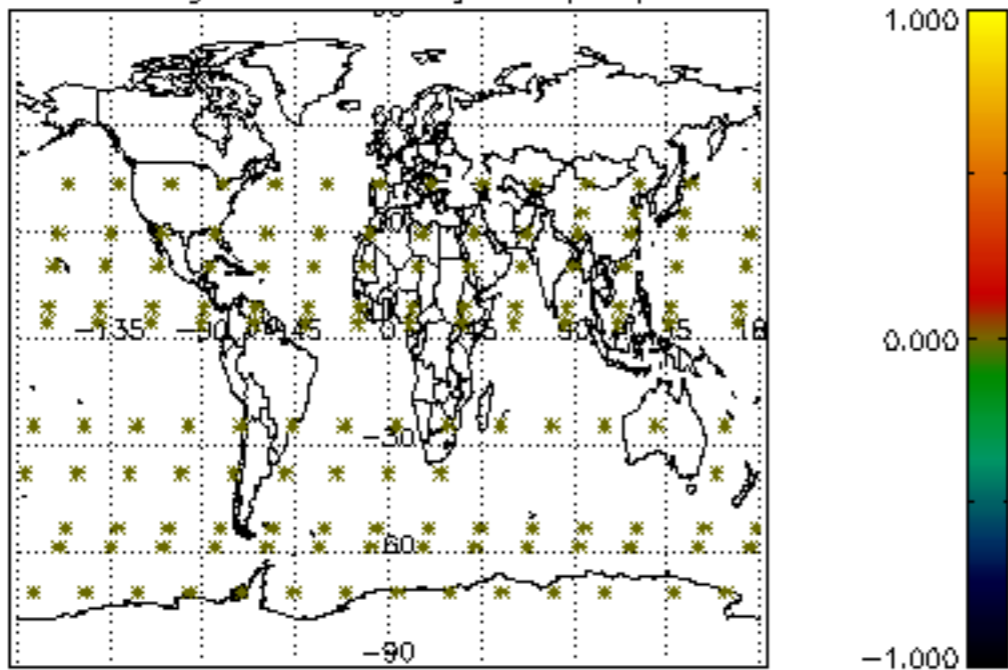
Percentage of star falling outside central band per profile



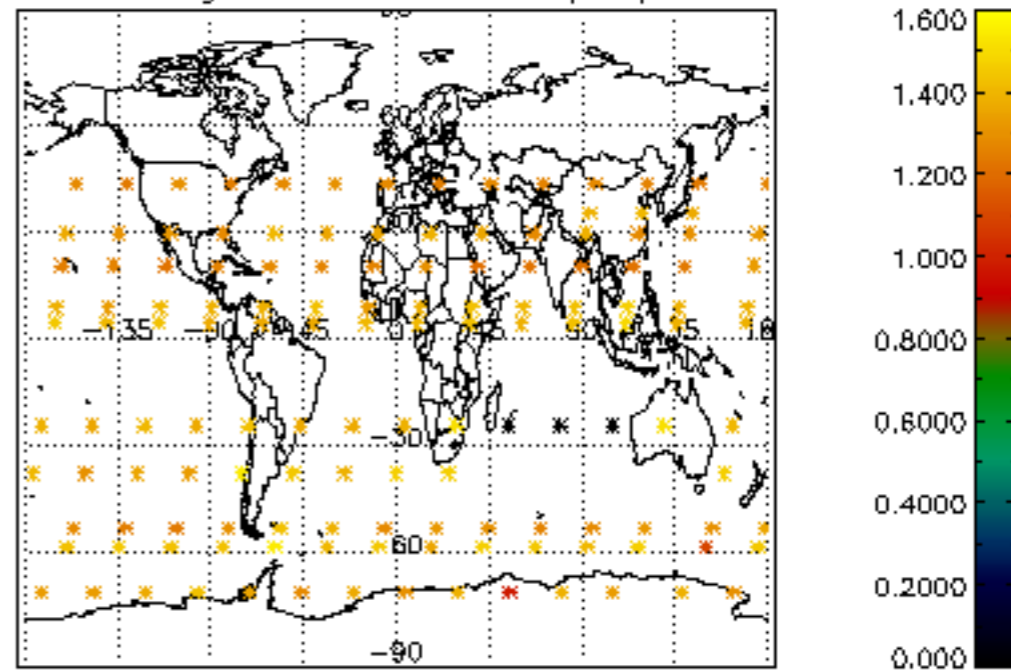
Percentage of saturation errors per profile



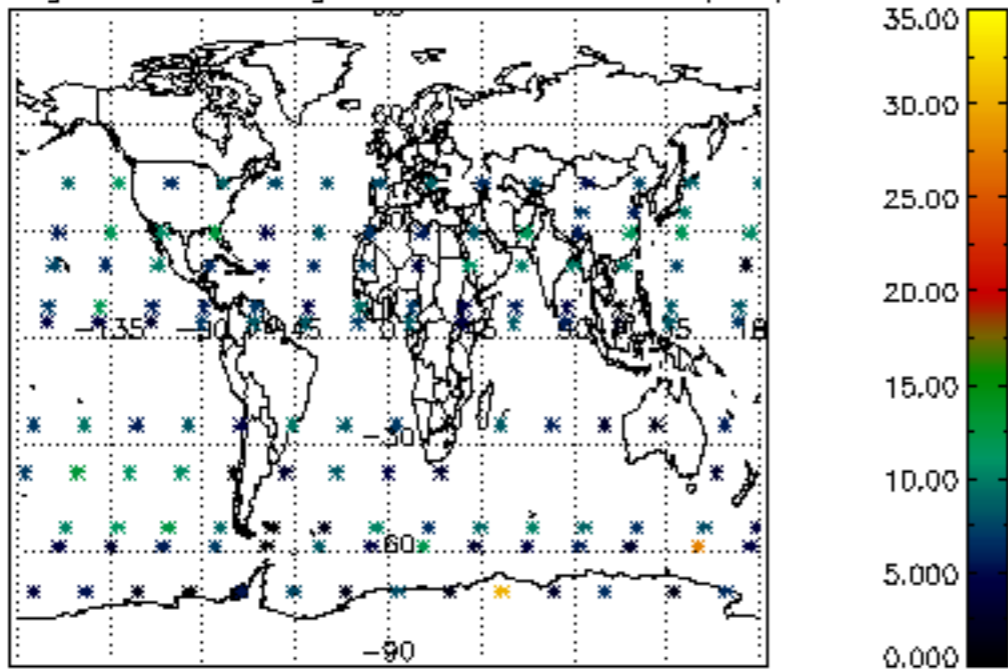
Percentage of cosmic ray hits per profile



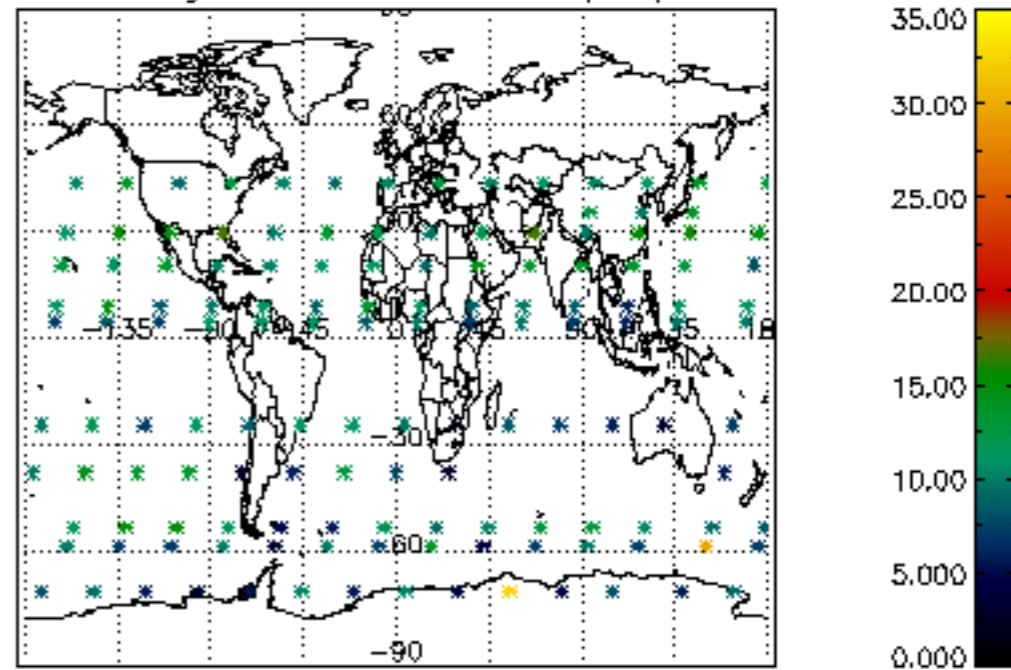
Percentage of datation errors per profile

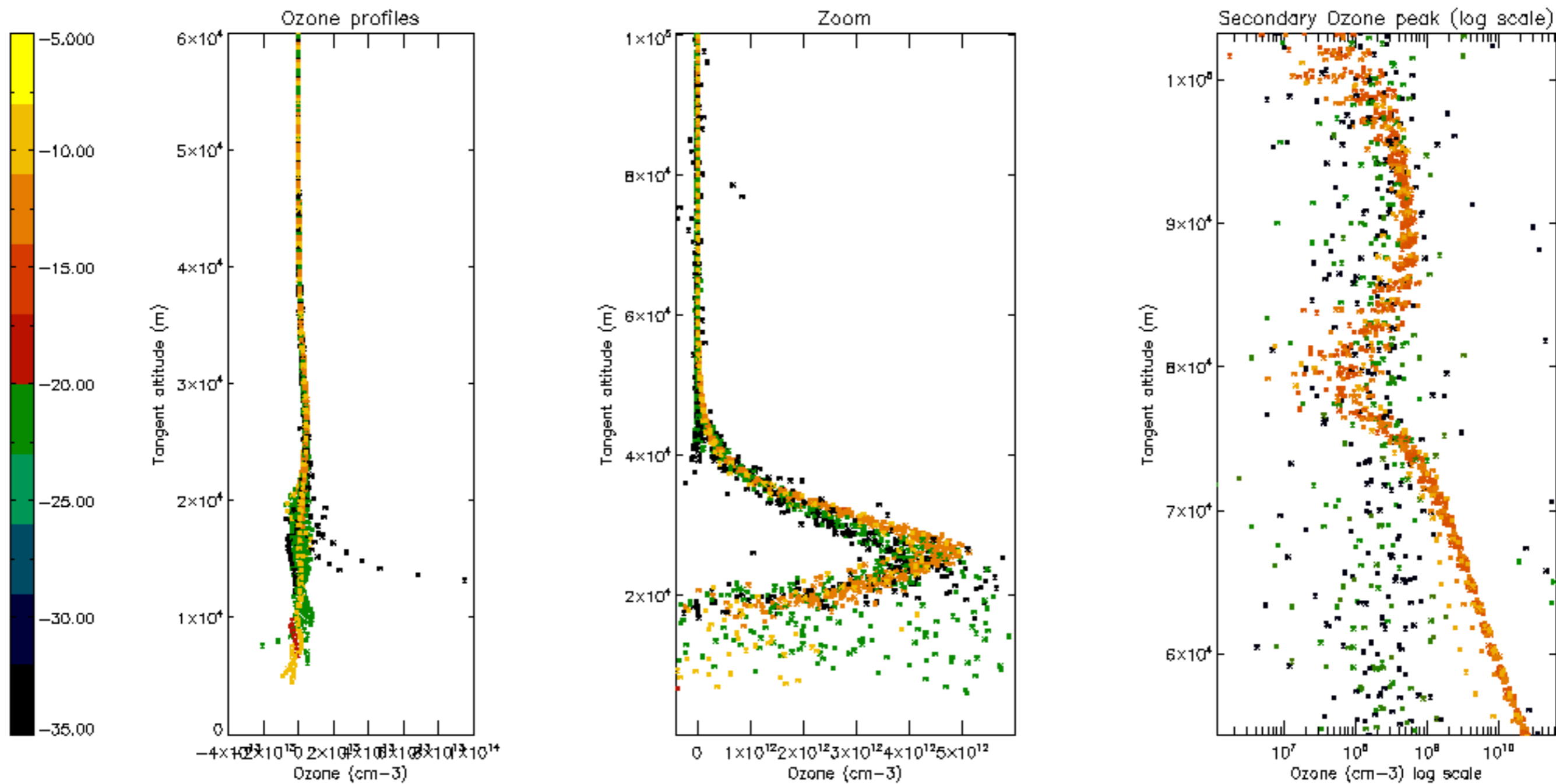


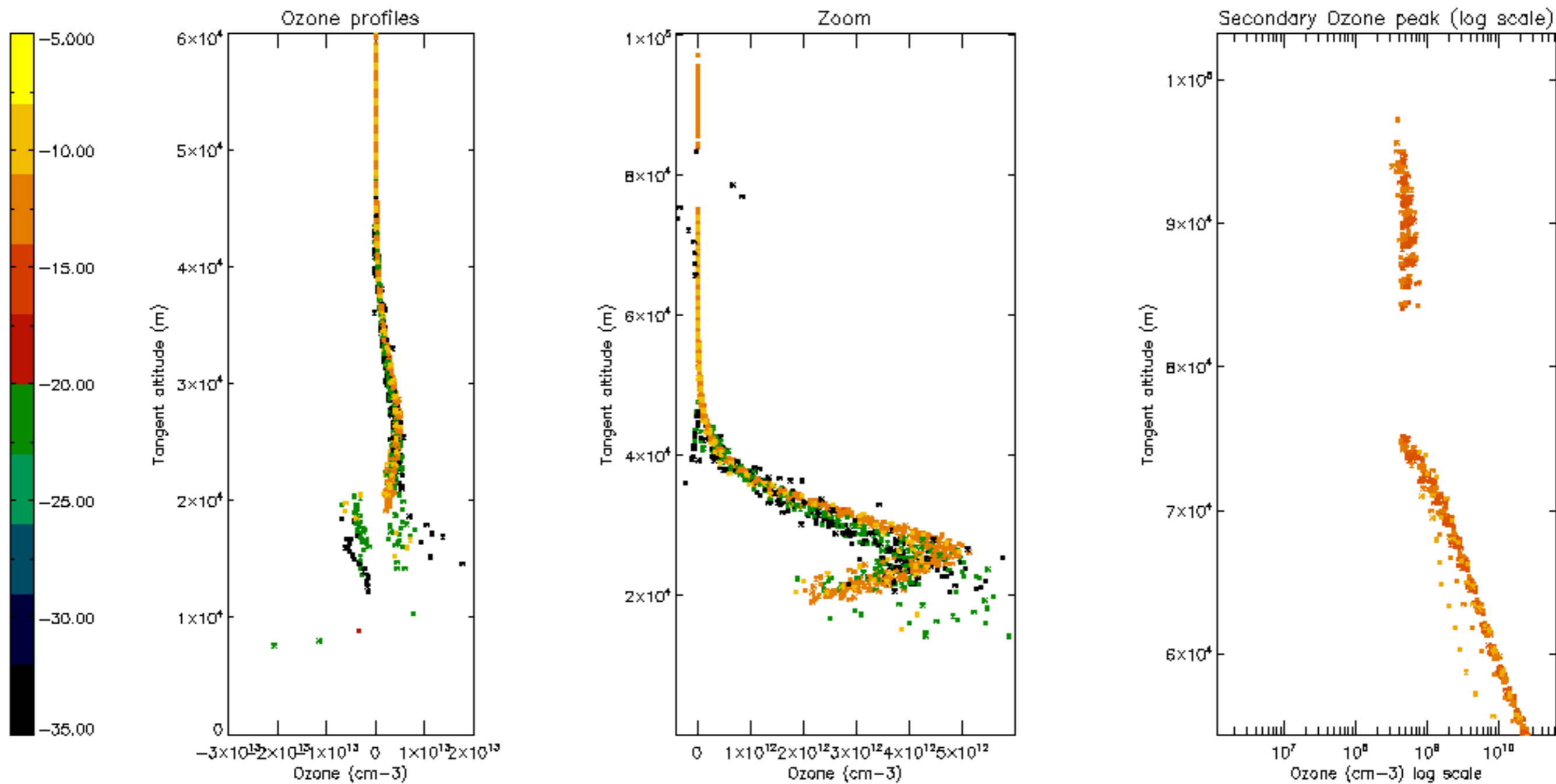
Percentage of star falling outside central band per profile

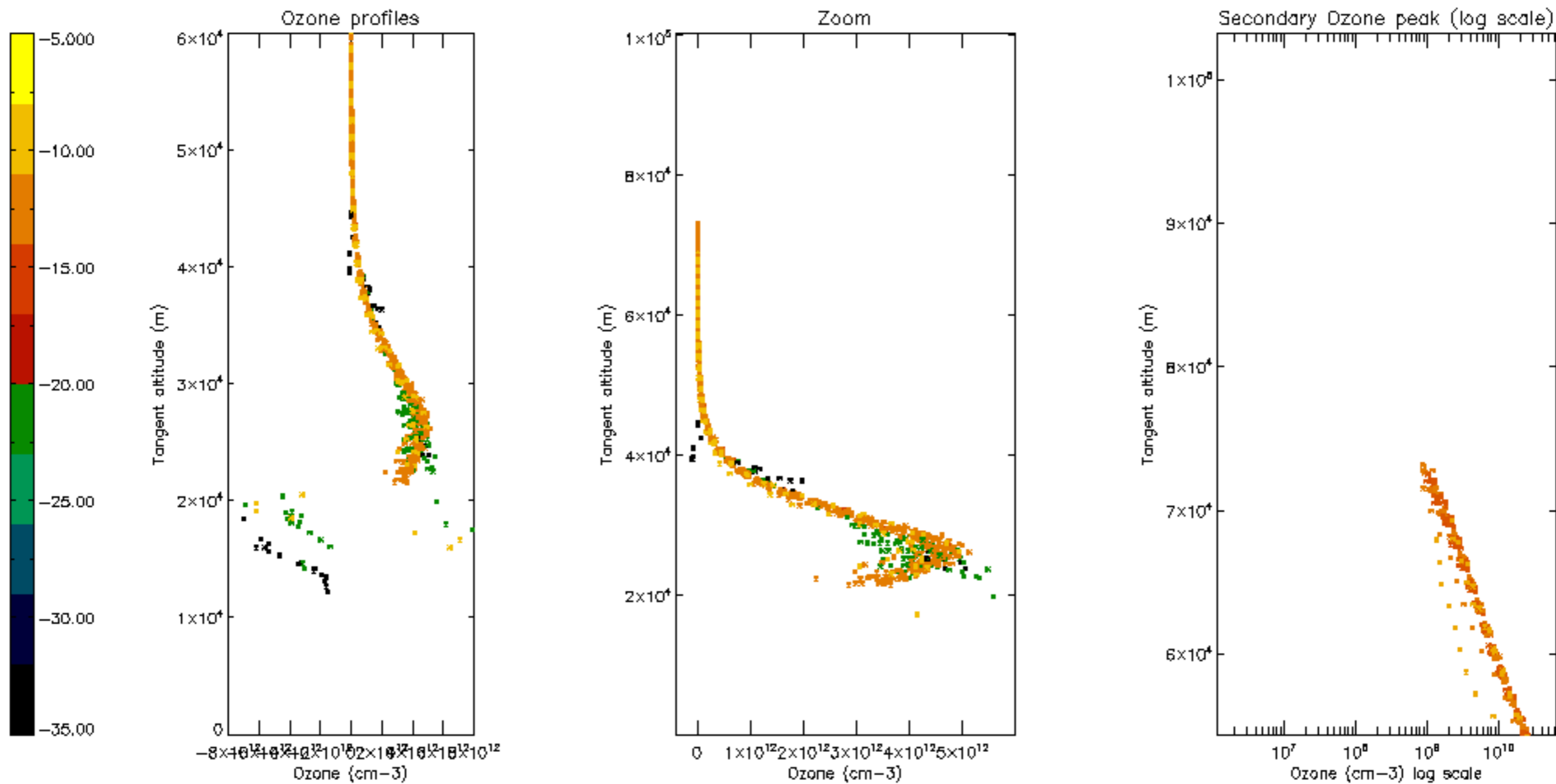


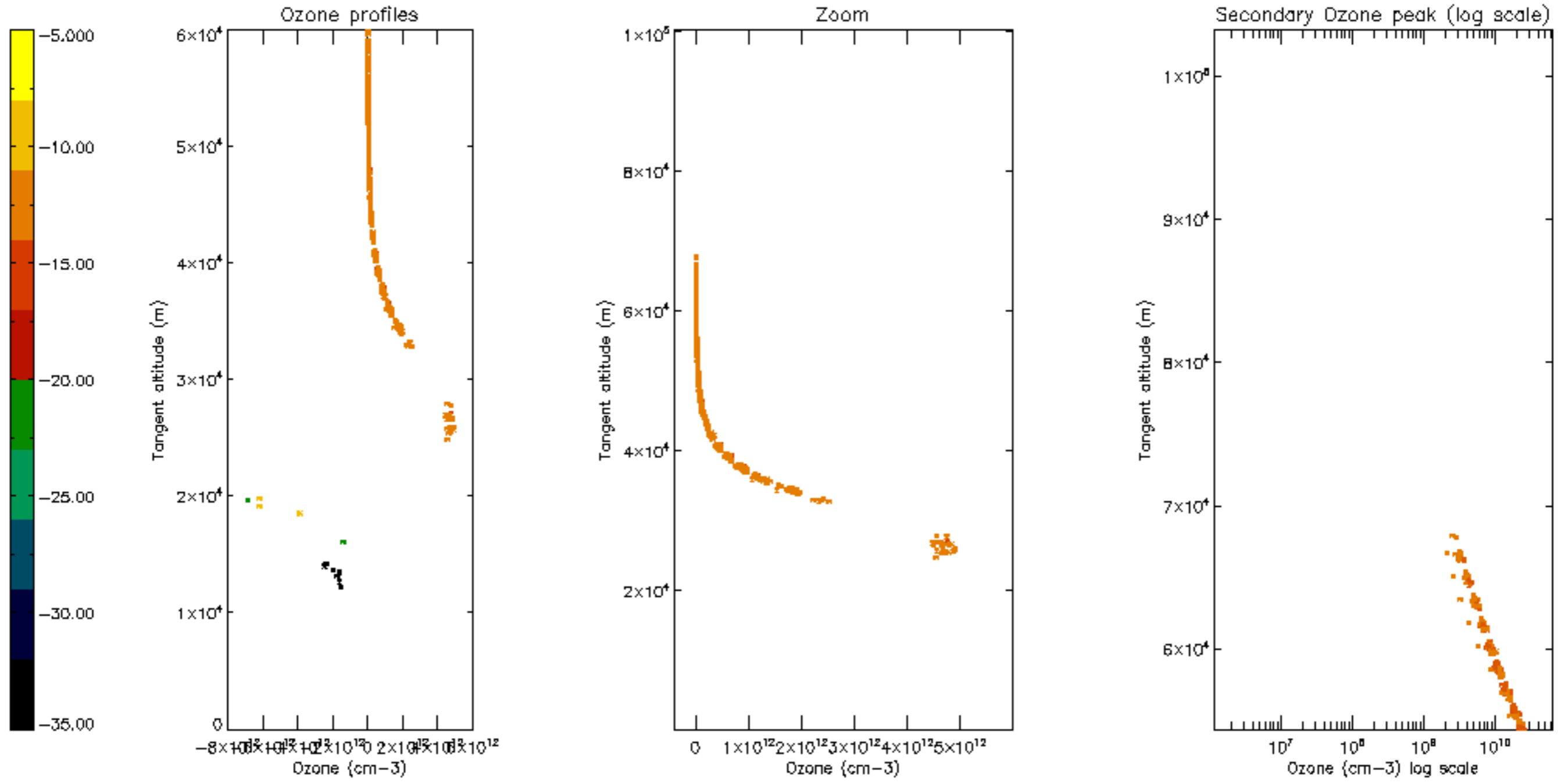
Percentage of saturation errors per profile

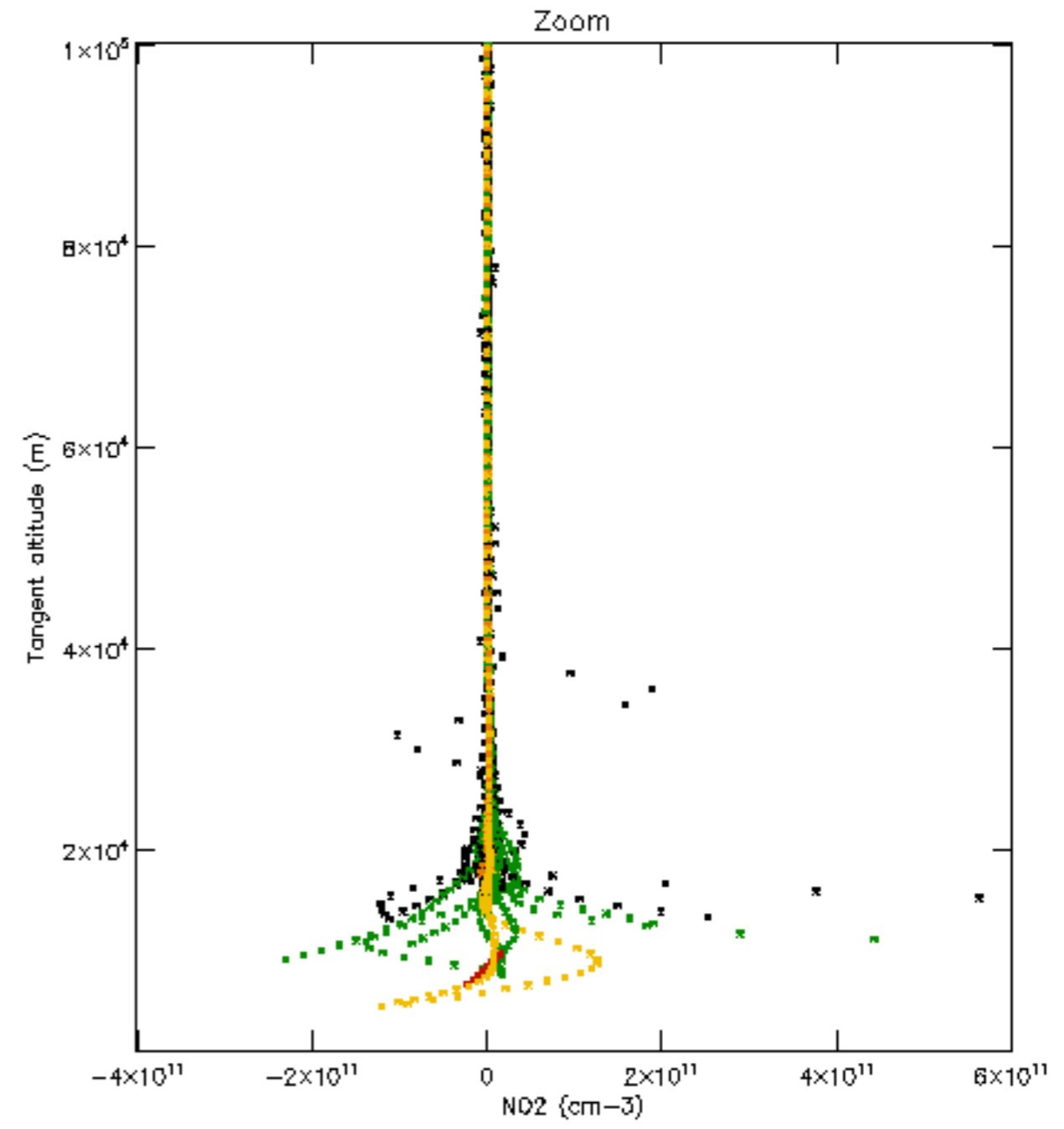
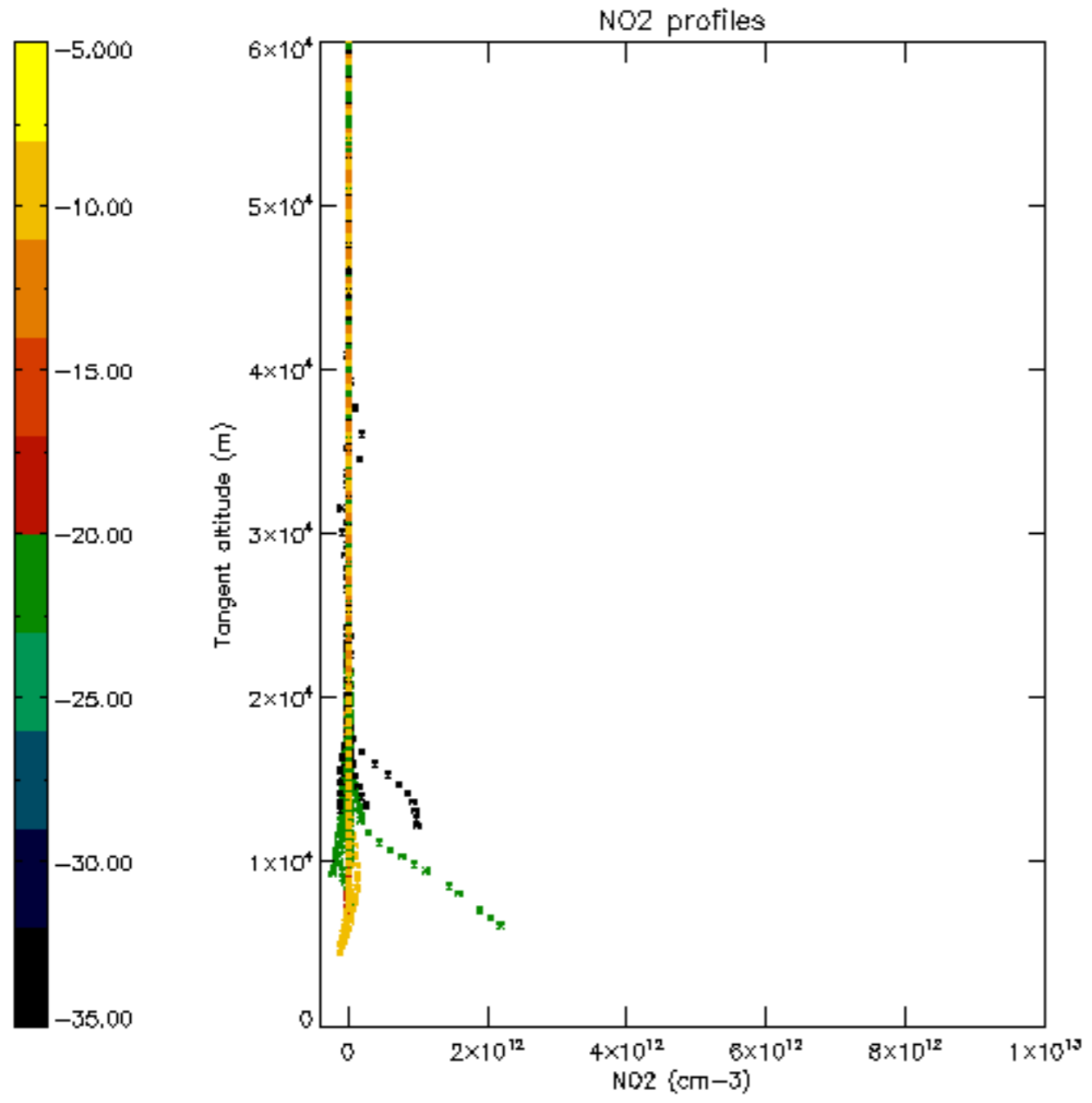


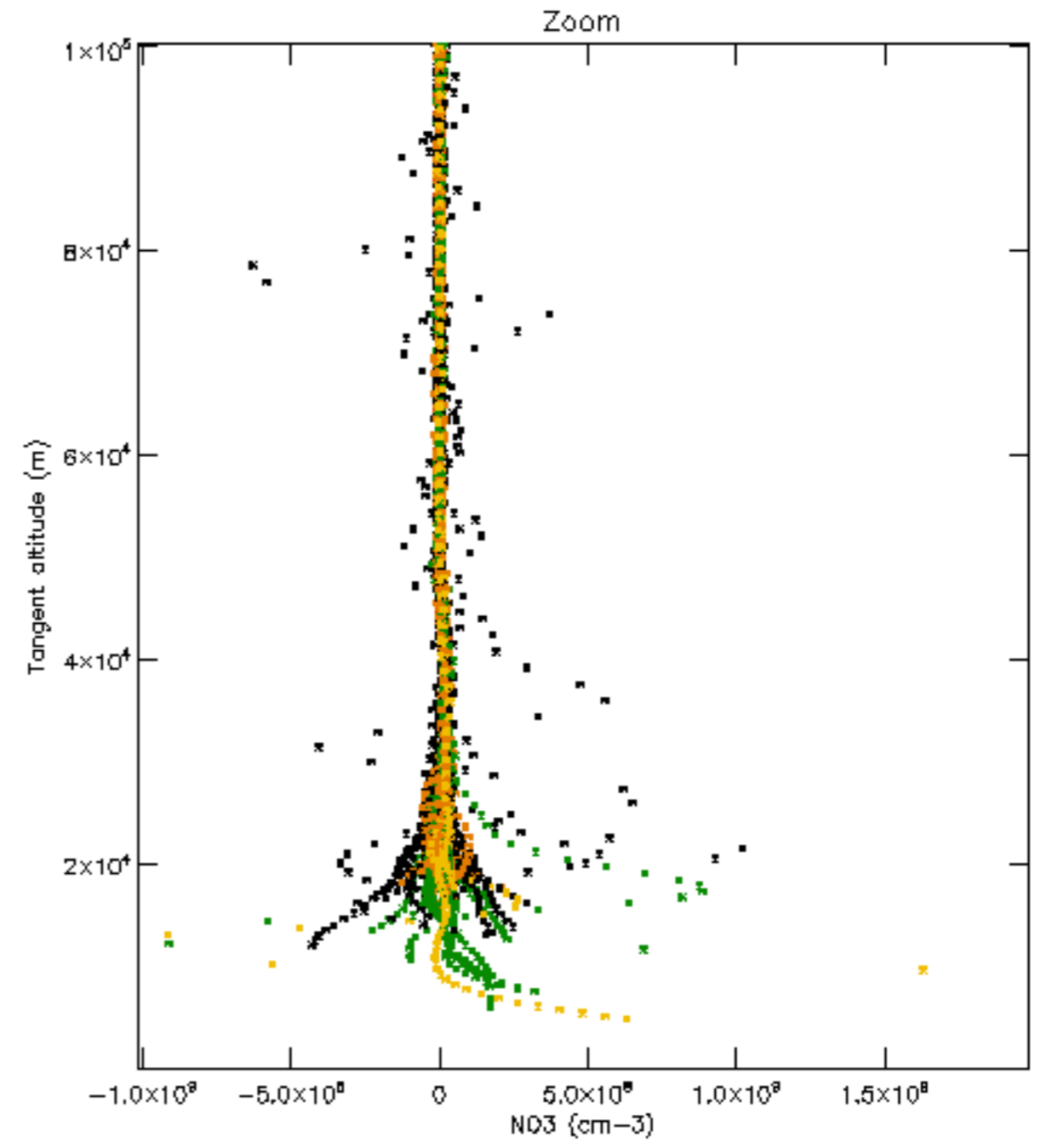
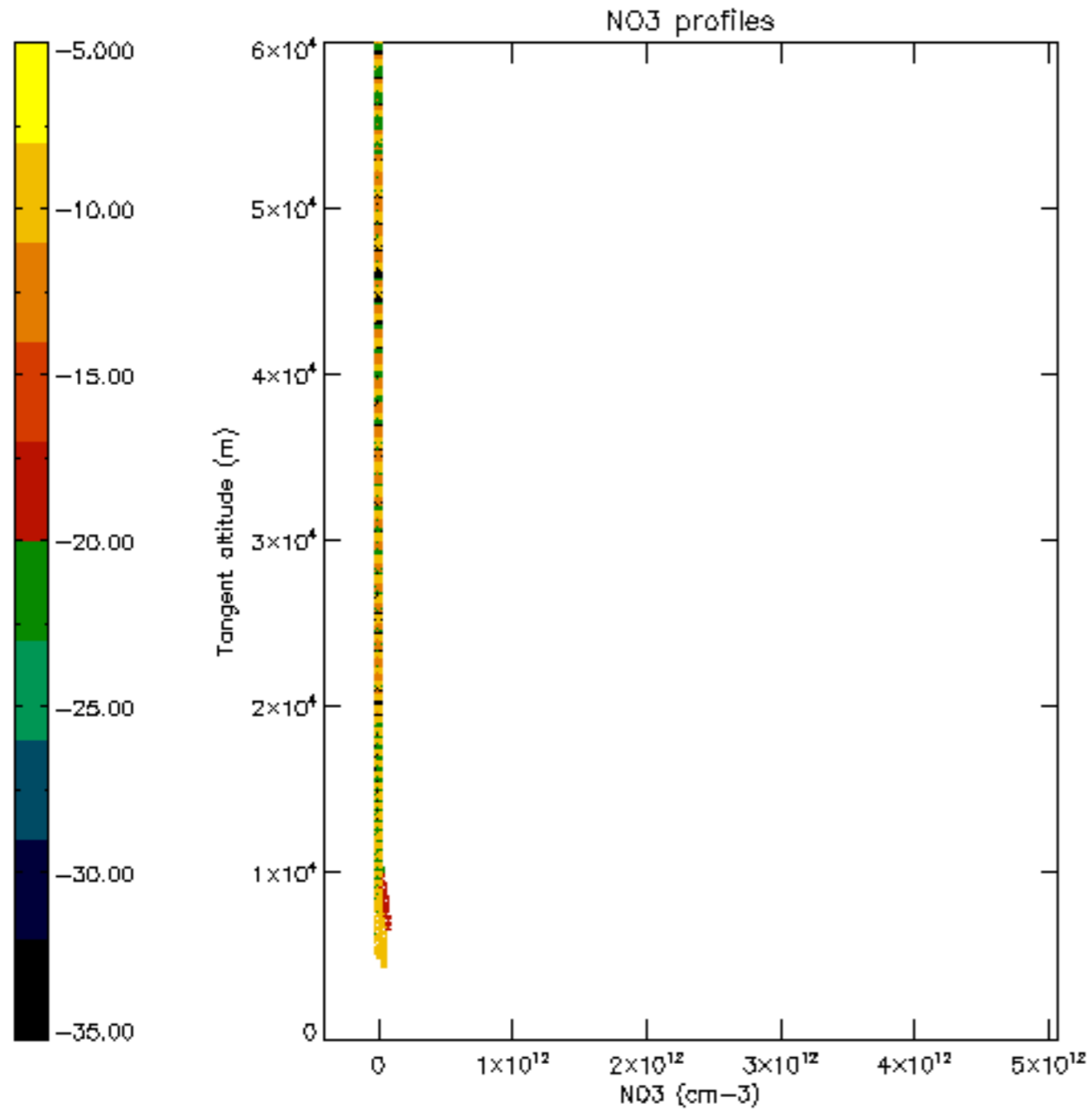


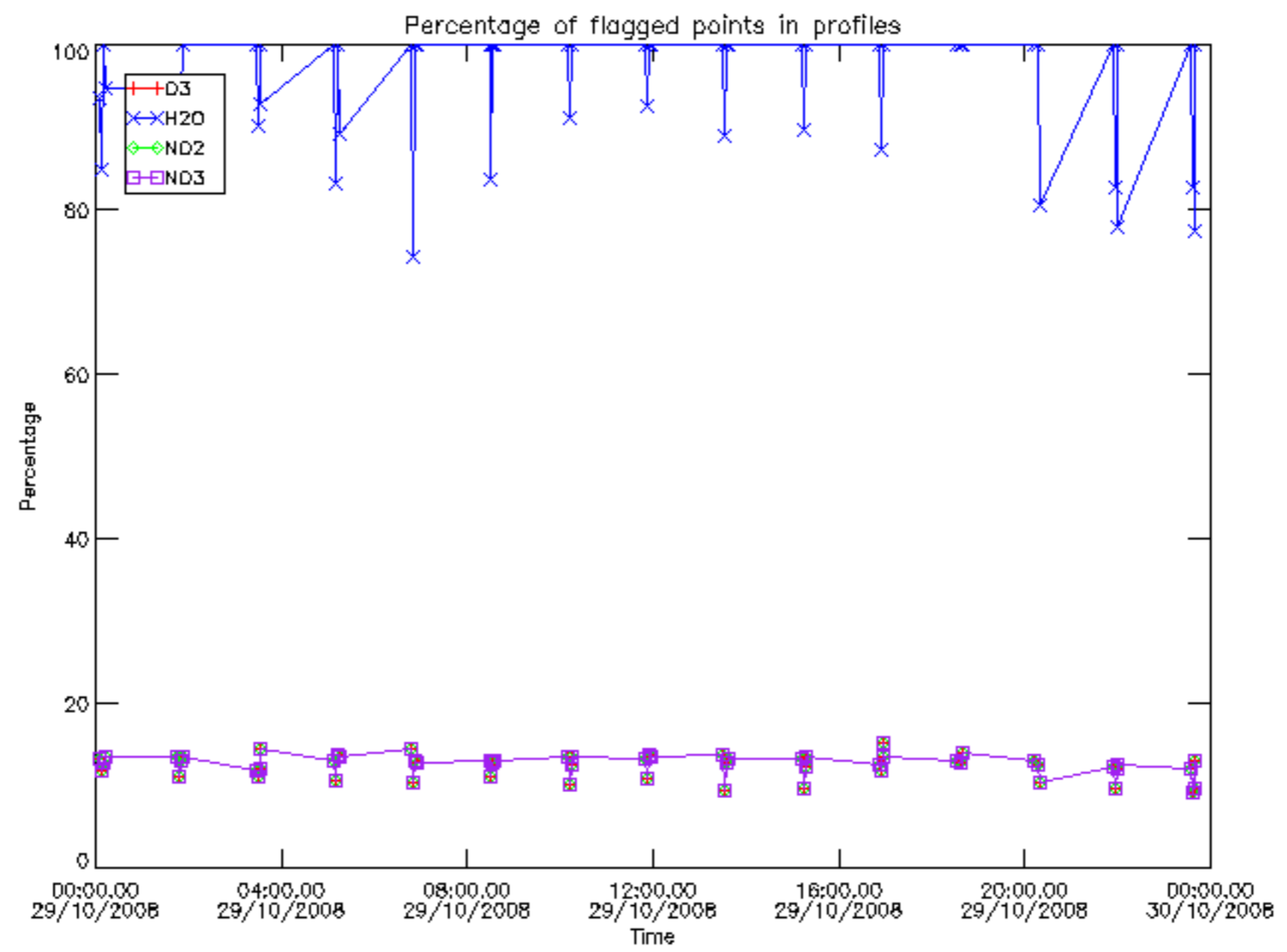




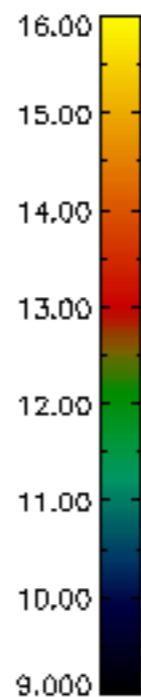
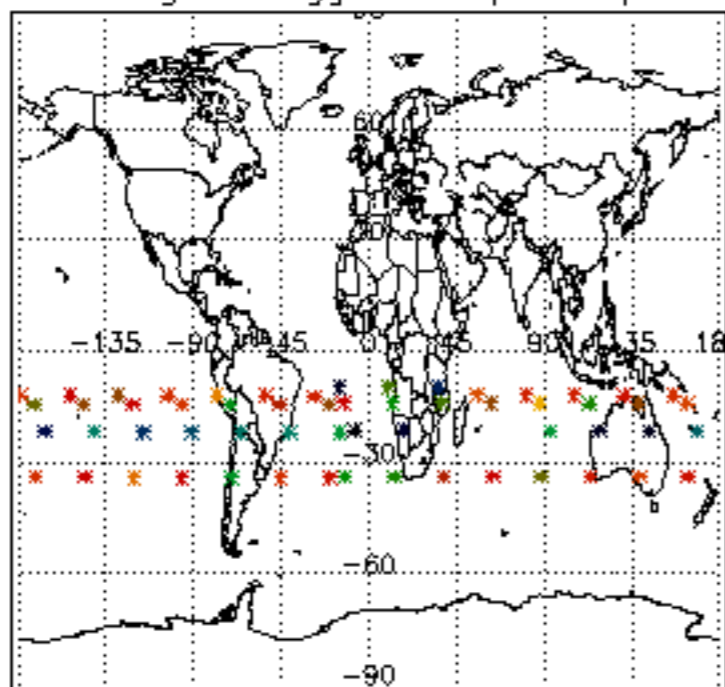




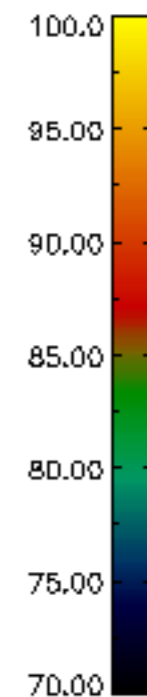
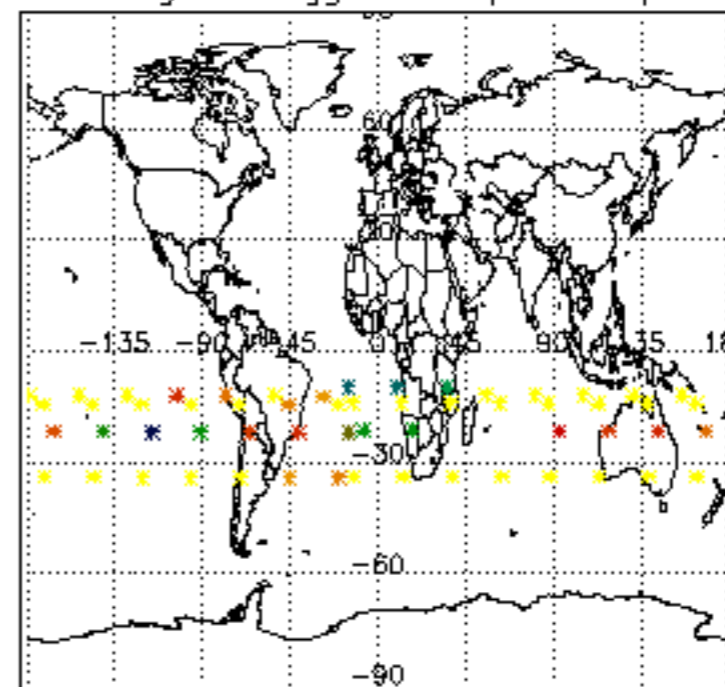




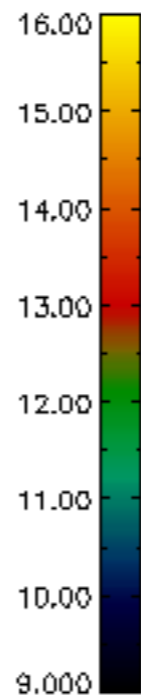
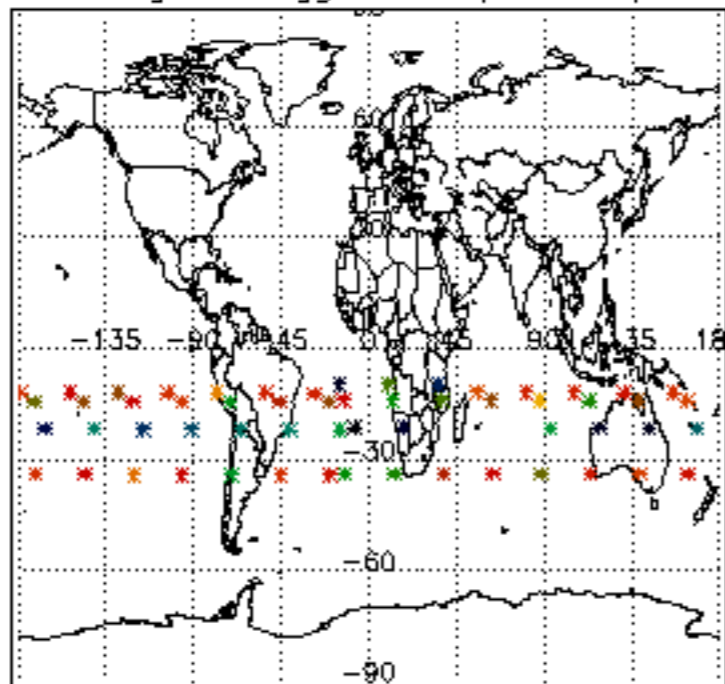
Percentage of flagged data per D3 profile



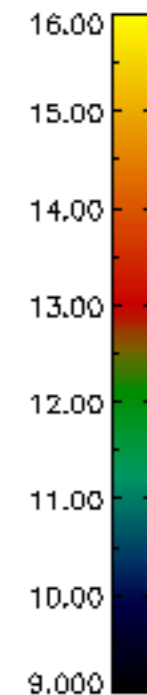
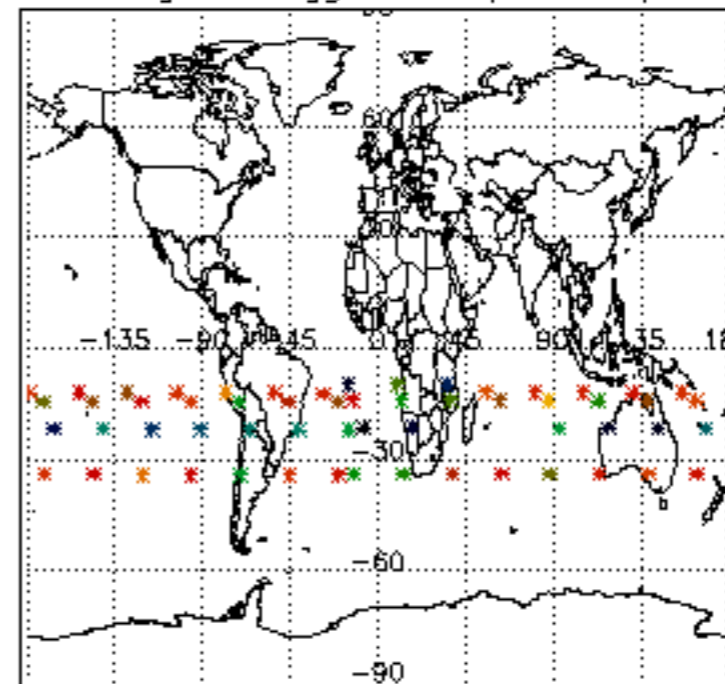
Percentage of flagged data per H2O profile

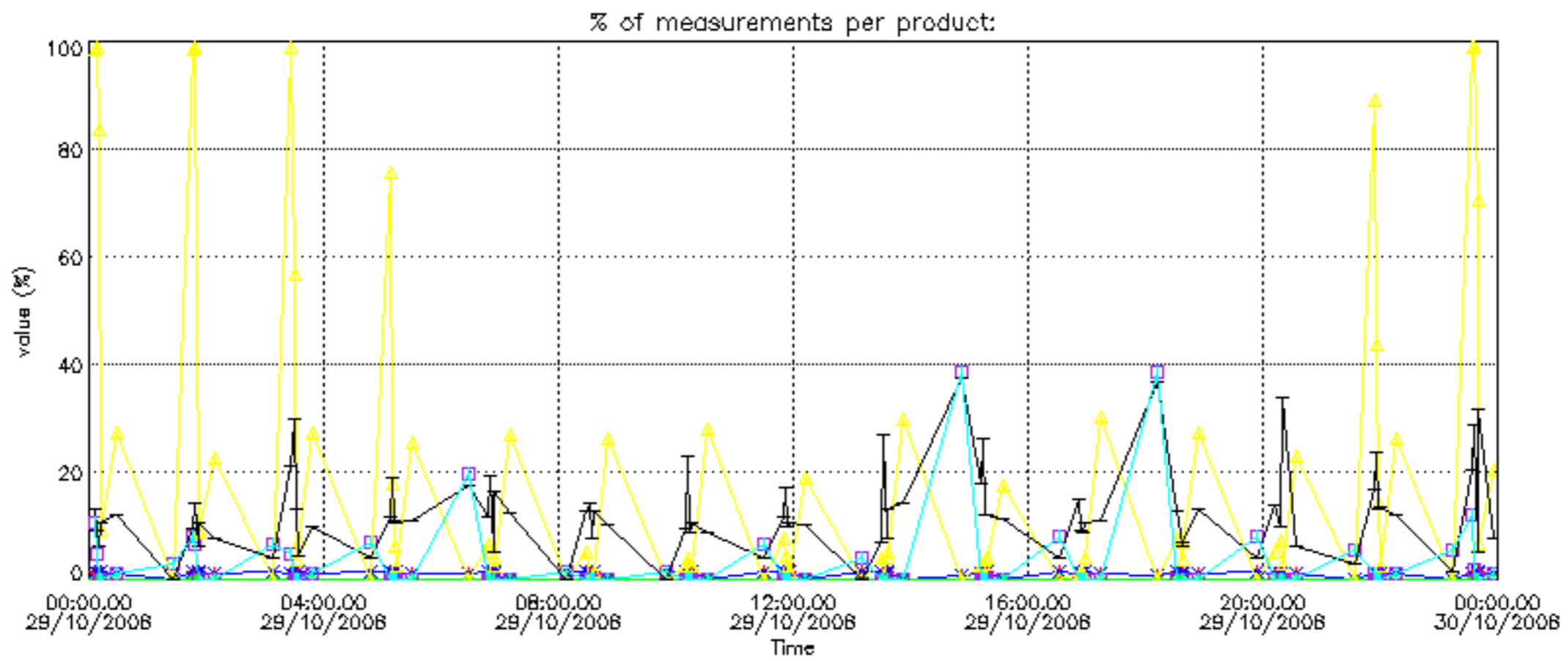


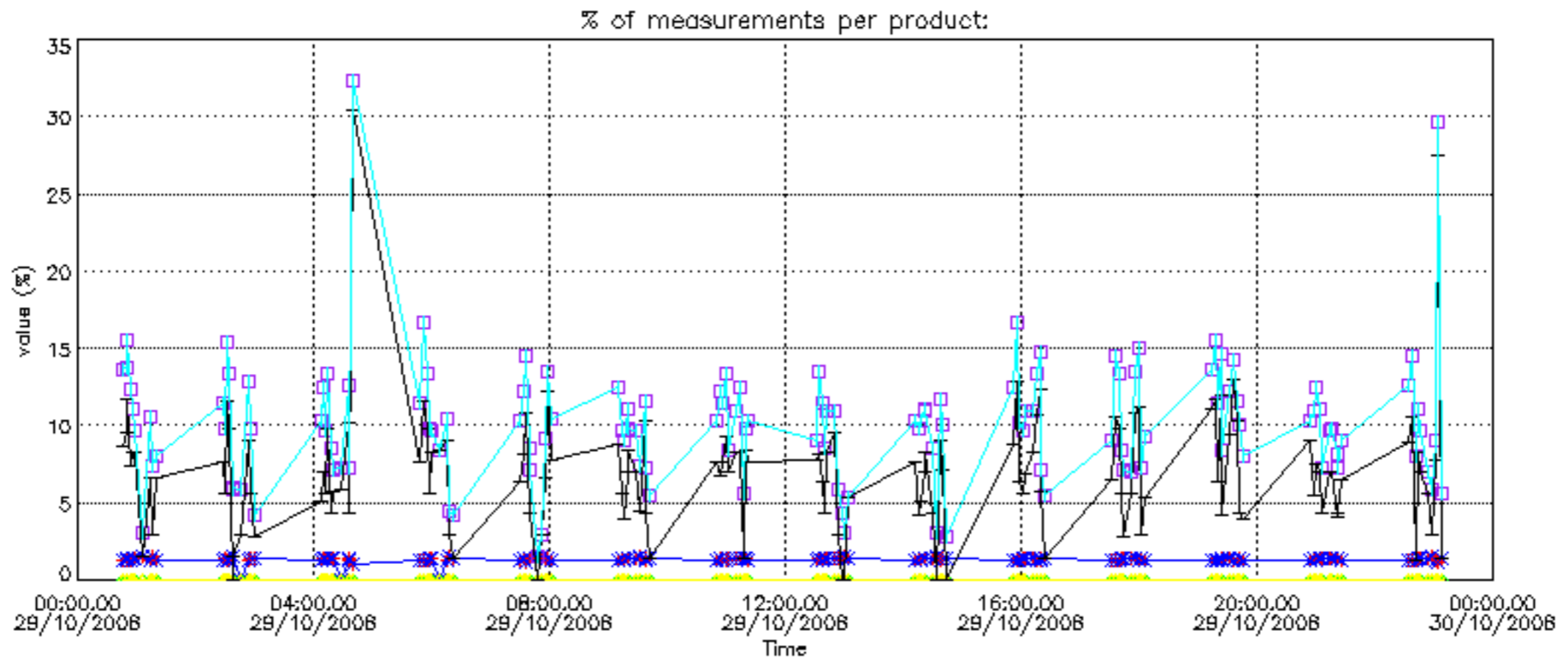
Percentage of flagged data per NO2 profile



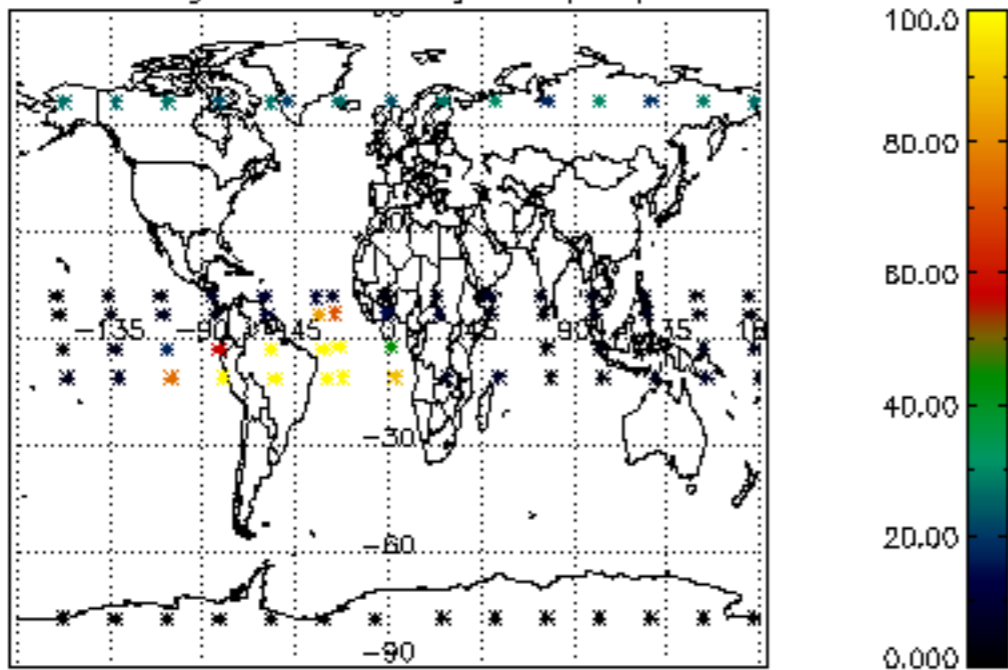
Percentage of flagged data per NO3 profile



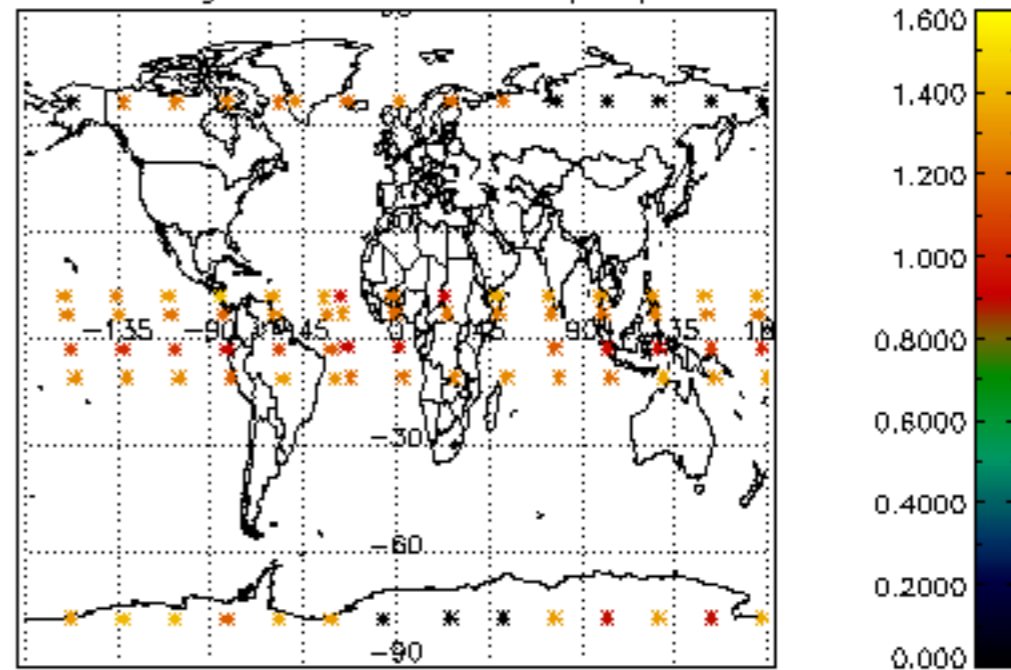




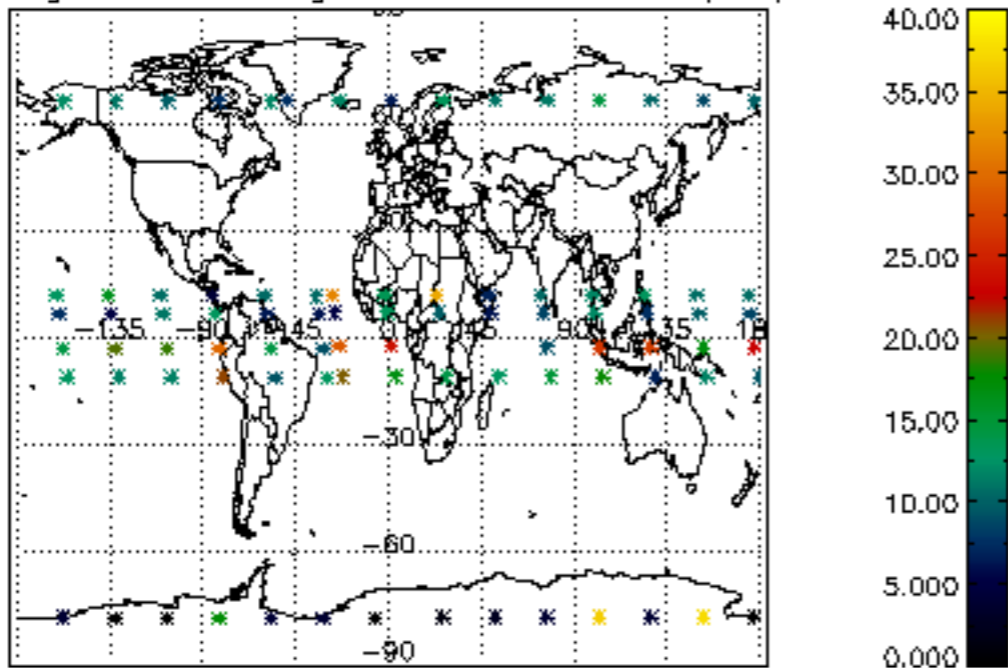
Percentage of cosmic ray hits per profile



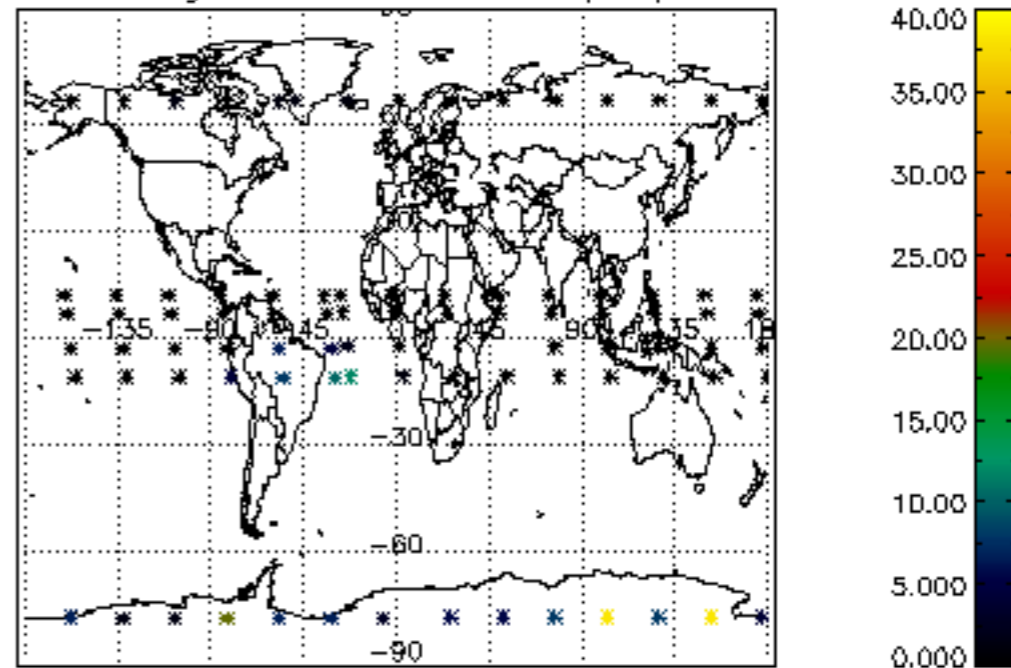
Percentage of datation errors per profile



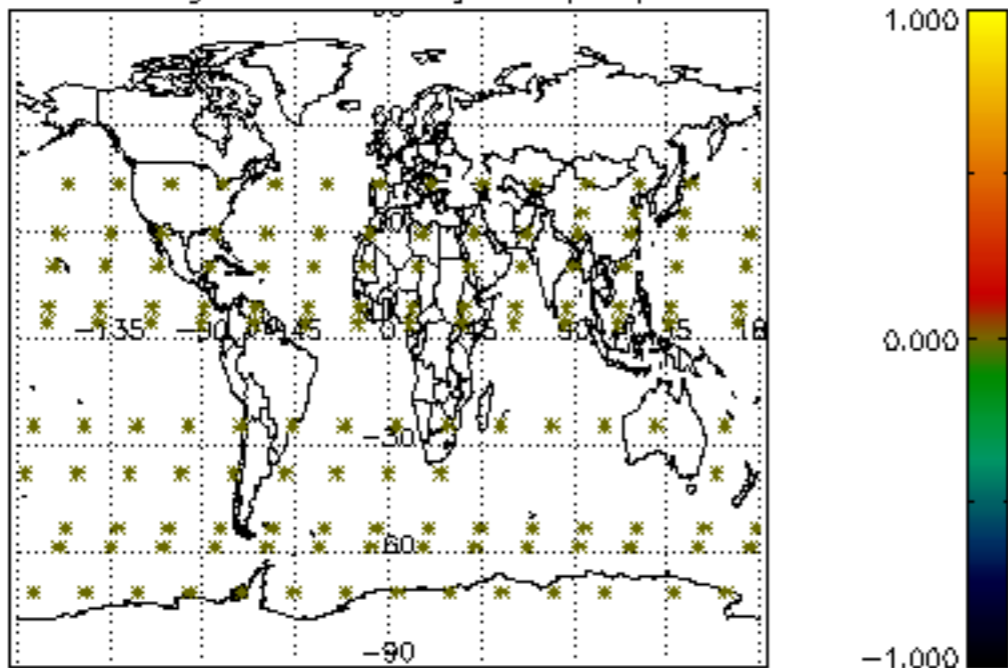
Percentage of star falling outside central band per profile



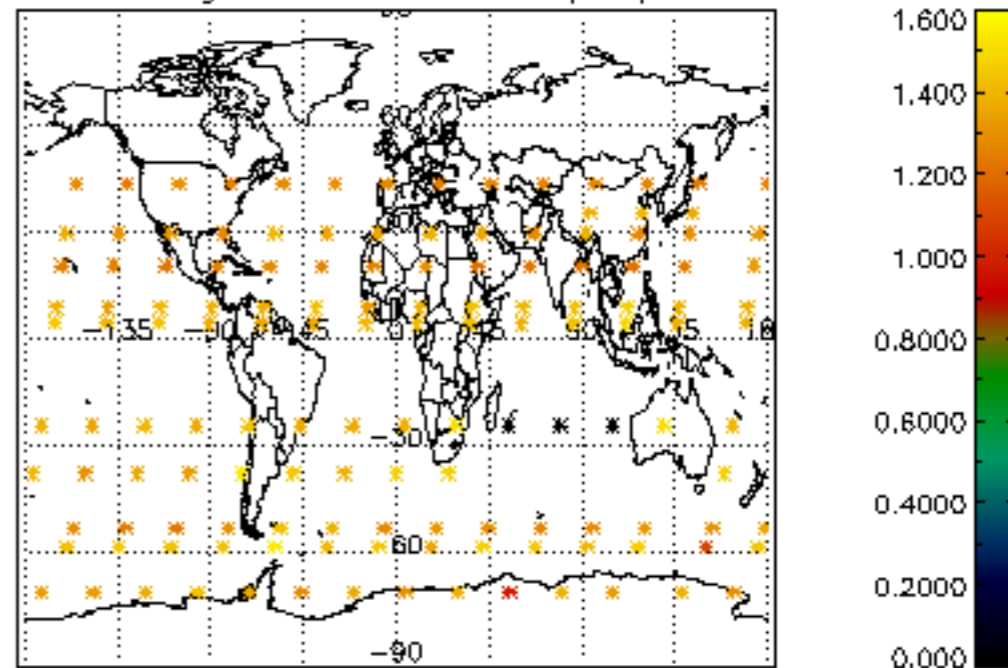
Percentage of saturation errors per profile



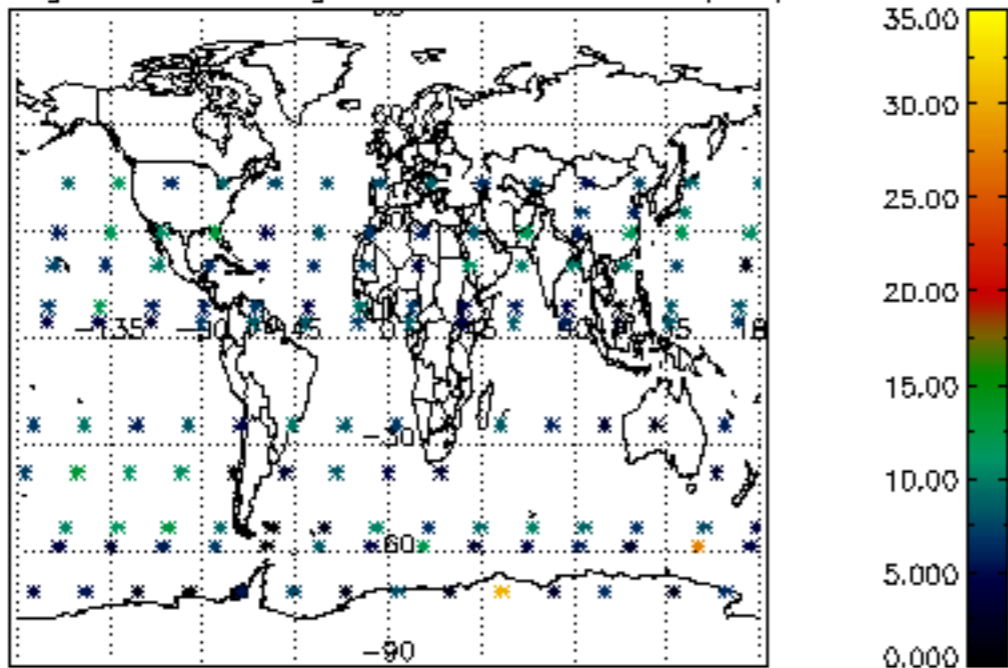
Percentage of cosmic ray hits per profile



Percentage of datation errors per profile



Percentage of star falling outside central band per profile



Percentage of saturation errors per profile

