

GOMOS Level 2 Daily Report

SUMMARY

[1. General Info](#)

[2. Summary of processed GOM_NL_2P products](#)

[3. Level 2 Quality information per product](#)

[3.1 Plot of level 2 quality information per product \(time dependant\)](#)

[3.2 Plot of level 2 quality information per product \(world map\)](#)

[4. Level 1 Quality information per product \(stored on level 2 products\)](#)

[4.1 Plot of level 1 quality information per product \(time dependant\)](#)

[4.1.1 Plot of level 1 quality information per product \(time dependant\): ASCENDING](#)

[4.1.2 Plot of level 1 quality information per product \(time dependant\): DESCENDING](#)

[4.2 Plot of level 1 quality information per product \(world map\)](#)

[4.2.1 Plot of level 1 quality information per product \(world map\): ASCENDING](#)

[4.2.2 Plot of level 1 quality information per product \(world map\): DESCENDING](#)

[5. Ozone profiles based on quality statistics and other trace gas profiles](#)

[5.1 Ozone statistics based on quality of products](#)

[5.2 Plot ozone profiles for all STD \(dark without errors\)](#)

[5.3 Plot ozone profiles where STD < 20% \(dark without errors\)](#)

[5.4. Plot ozone profiles where STD < 10% \(dark without errors\)](#)

[5.5. Plot ozone profiles where STD < 5% \(dark without errors\)](#)

[5.6 Plot NO2 profiles for all STD \(dark without errors\)](#)

[5.7 Plot NO3 profiles for all STD \(dark without errors\)](#)

[5.8 Plot H2O profiles \(only for occultations of stars 1,2,3,4,13,14,16,26,63 dark without errors\) for all STD](#)

[6. Auxiliary Data Files used for the production reported in section 2](#)

This report presents the daily analysis on parameters extracted from GOMOS level 2 data (GOM_NL__2P). It is intended to monitor some important parameters that will impact the quality of these products. A list of level 2 products (and content) that have arrived during the reporting day to the PCF is also given.

Item	Value
Time of report generation	25APR2013 21:29:11
Data source version	GOMOS/6.01
Start time of products	28-10-2008 (28OCT2008 00:00:00)
Stop time of products	29-10-2008 (29OCT2008 00:00:00)
Store outputs in DB	Yes
Nb of level 2 prods	221
Nb of prods with errors	0

2. Summary of processed GOM_NL__2P products.

Nr	Filename	UTC Start time	Limb	Duration	Star Id	Star Name	Star Mag	Star Temp	Nb Meas	Orbit	Prod. error
1	GOM_NL__2PRFIN20081028_000506_000000382073_00202_34825_7467.N1	28-OCT-2008 00:05:06	Bright	38.000	36	50Alp UMa	1.8000	6300.0	76	34825	No
2	GOM_NL__2PRFIN20081028_000631_000000522073_00202_34825_7468.N1	28-OCT-2008 00:06:31	Bright	52.000	32	77Eps UMa	1.7630	11000.	104	34825	No
3	GOM_NL__2PRFIN20081028_001019_000000372073_00202_34825_7469.N1	28-OCT-2008 00:10:19	Bright	36.500	174	52Psi UMa	3.0040	4400.0	73	34825	No
4	GOM_NL__2PRFIN20081028_001730_000000392073_00202_34825_7470.N1	28-OCT-2008 00:17:30	Bright	38.500	96	68Del Leo	2.5600	9300.0	77	34825	No
5	GOM_NL__2PRFIN20081028_003714_000000422073_00202_34825_7471.N1	28-OCT-2008 00:37:14	Dark	42.000	113	Mu Vel	2.6920	5000.0	84	34825	No
6	GOM_NL__2PRFIN20081028_003922_000000472073_00202_34825_7472.N1	28-OCT-2008 00:39:22	Dark	46.500	65	Lam Vel	2.2040	4400.0	93	34825	No
7	GOM_NL__2PRFIN20081028_004049_000000402073_00203_34826_7471.N1	28-OCT-2008 00:40:49	Dark	39.500	91	Kap Vel	2.4900	26000.	79	34826	No
8	GOM_NL__2PRFIN20081028_004338_000000372073_00203_34826_7472.N1	28-OCT-2008 00:43:38	Dark	37.000	29	Bet Car	1.6720	10200.	74	34826	No
9	GOM_NL__2PRFIN20081028_005909_000000412073_00203_34826_7473.N1	28-OCT-2008 00:59:09	Straylight	40.500	157	The1Eri	2.9060	9300.0	81	34826	No
10	GOM_NL__2PRFIN20081028_011830_000000402073_00203_34826_7474.N1	28-OCT-2008 01:18:30	Bright	40.000	105	6Bet Ari	2.6450	8900.0	80	34826	No
11	GOM_NL__2PRFIN20081028_012042_000000362073_00203_34826_7475.N1	28-OCT-2008 01:20:42	Bright	35.500	58	21Alp And	2.0730	11000.	71	34826	No
12	GOM_NL__2PRFIN20081028_012224_000000392073_00203_34826_7476.N1	28-OCT-2008 01:22:24	Bright	39.000	53	43Bet And	2.0480	3300.0	78	34826	No
13	GOM_NL__2PRFIN20081028_012504_000000422073_00203_34826_7477.N1	28-OCT-2008 01:25:04	Bright	42.000	73	57Gam1And	2.2600	13100.	84	34826	No
14	GOM_NL__2PRFIN20081028_012814_000000362073_00203_34826_7478.N1	28-OCT-2008 01:28:14	Bright	36.000	68	18Alp Cas	2.2250	4500.0	72	34826	No
15	GOM_NL__2PRFIN20081028_012928_000000362073_00203_34826_7479.N1	28-OCT-2008 01:29:28	Bright	36.000	76	27Gam Cas	2.3000	30000.	72	34826	No
16	GOM_NL__2PRFIN20081028_013730_000000352073_00203_34826_7480.N1	28-OCT-2008 01:37:30	Bright	35.000	49	1Alp UMi	1.9900	6300.0	70	34826	No
17	GOM_NL__2PRFIN20081028_014542_000000392073_00203_34826_7481.N1	28-OCT-2008 01:45:42	Bright	39.000	36	50Alp UMa	1.8000	6300.0	78	34826	No
18	GOM_NL__2PRFIN20081028_014707_000000342073_00203_34826_7482.N1	28-OCT-2008 01:47:07	Bright	33.500	32	77Eps UMa	1.7630	11000.	67	34826	No
19	GOM_NL__2PRFIN20081028_015055_000000552073_00203_34826_7483.N1	28-OCT-2008 01:50:55	Bright	55.000	174	52Psi UMa	3.0040	4400.0	110	34826	No
20	GOM_NL__2PRFIN20081028_015806_000000362073_00203_34826_7484.N1	28-OCT-2008 01:58:06	Bright	35.500	96	68Del Leo	2.5600	9300.0	71	34826	No
21	GOM_NL__2PRFIN20081028_021750_000000372073_00203_34826_7485.N1	28-OCT-2008 02:17:50	Dark	37.000	113	Mu Vel	2.6920	5000.0	74	34826	No
22	GOM_NL__2PRFIN20081028_022415_000000392073_00204_34827_7488.N1	28-OCT-2008 02:24:15	Dark	38.500	29	Bet Car	1.6720	10200.	77	34827	No
23	GOM_NL__2PRFIN20081028_023945_000000422073_00204_34827_7489.N1	28-OCT-2008 02:39:45	Straylight	42.000	157	The1Eri	2.9060	9300.0	84	34827	No
24	GOM_NL__2PRFIN20081028_025906_000000392073_00204_34827_7490.N1	28-OCT-2008 02:59:06	Bright	39.000	105	6Bet Ari	2.6450	8900.0	78	34827	No
25	GOM_NL__2PRFIN20081028_030118_000000362073_00204_34827_7491.N1	28-OCT-2008 03:01:18	Bright	35.500	58	21Alp And	2.0730	11000.	71	34827	No
26	GOM_NL__2PRFIN20081028_030300_000000382073_00204_34827_7492.N1	28-OCT-2008 03:03:00	Bright	37.500	53	43Bet And	2.0480	3300.0	75	34827	No
27	GOM_NL__2PRFIN20081028_030540_000000422073_00204_34827_7493.N1	28-OCT-2008 03:05:40	Bright	42.000	73	57Gam1And	2.2600	13100.	84	34827	No
28	GOM_NL__2PRFIN20081028_030850_000000342073_00204_34827_7494.N1	28-OCT-2008 03:08:50	Bright	34.000	68	18Alp Cas	2.2250	4500.0	68	34827	No
29	GOM_NL__2PRFIN20081028_031004_000000352073_00204_34827_7495.N1	28-OCT-2008 03:10:04	Bright	35.000	76	27Gam Cas	2.3000	30000.	70	34827	No
30	GOM_NL__2PRFIN20081028_031806_000000342073_00204_34827_7496.N1	28-OCT-2008 03:18:06	Bright	34.000	49	1Alp UMi	1.9900	6300.0	68	34827	No
31	GOM_NL__2PRFIN20081028_032618_000000402073_00204_34827_7497.N1	28-OCT-2008 03:26:18	Bright	40.000	36	50Alp UMa	1.8000	6300.0	80	34827	No
32	GOM_NL__2PRFIN20081028_032743_000000352073_00204_34827_7498.N1	28-OCT-2008 03:27:43	Bright	34.500	32	77Eps UMa	1.7630	11000.	69	34827	No
33	GOM_NL__2PRFIN20081028_033131_000000552073_00204_34827_7499.N1	28-OCT-2008 03:31:31	Bright	55.000	174	52Psi UMa	3.0040	4400.0	110	34827	No
34	GOM_NL__2PRFIN20081028_033843_000000372073_00204_34827_7500.N1	28-OCT-2008 03:38:43	Bright	36.500	96	68Del Leo	2.5600	9300.0	73	34827	No
35	GOM_NL__2PRFIN20081028_035827_000000382073_00204_34827_7501.N1	28-OCT-2008 03:58:27	Dark	38.000	113	Mu Vel	2.6920	5000.0	76	34827	No
36	GOM_NL__2PRFIN20081028_040451_000000392073_00205_34828_7518.N1	28-OCT-2008 04:04:51	Dark	38.500	29	Bet Car	1.6720	10200.	77	34828	No
37	GOM_NL__2PRFIN20081028_042022_000000432073_00205_34828_7519.N1	28-OCT-2008 04:20:22	Straylight	42.500	157	The1Eri	2.9060	9300.0	85	34828	No
38	GOM_NL__2PRFIN20081028_043942_000000392073_00205_34828_7520.N1	28-OCT-2008 04:39:42	Bright	39.000	105	6Bet Ari	2.6450	8900.0	78	34828	No
39	GOM_NL__2PRFIN20081028_044155_000000362073_00205_34828_7521.N1	28-OCT-2008 04:41:55	Bright	36.000	58	21Alp And	2.0730	11000.	72	34828	No
40	GOM_NL__2PRFIN20081028_044336_000000392073_00205_34828_7522.N1	28-OCT-2008 04:43:36	Bright	38.500	53	43Bet And	2.0480	3300.0	77	34828	No
41	GOM_NL__2PRFIN20081028_044615_000000392073_00205_34828_7523.N1	28-OCT-2008 04:46:15	Bright	38.500	73	57Gam1And	2.2600	13100.	77	34828	No
42	GOM_NL__2PRFIN20081028_044926_000000352073_00205_34828_7524.N1	28-OCT-2008 04:49:26	Bright	34.500	68	18Alp Cas	2.2250	4500.0	69	34828	No

43	GOM_NL__2PRFIN20081028_045040_000000362073_00205_34828_7525.N1	28-OCT-2008 04:50:40	Bright	36.000	76	27Gam Cas	2.3000	30000.	72	34828	No
44	GOM_NL__2PRFIN20081028_045842_000000362073_00205_34828_7526.N1	28-OCT-2008 04:58:42	Bright	36.000	49	1Alp UMi	1.9900	6300.0	72	34828	No
45	GOM_NL__2PRFIN20081028_050654_000000372073_00205_34828_7527.N1	28-OCT-2008 05:06:54	Bright	37.000	36	50Alp UMa	1.8000	6300.0	74	34828	No
46	GOM_NL__2PRFIN20081028_050819_000000362073_00205_34828_7528.N1	28-OCT-2008 05:08:19	Bright	35.500	32	77Eps UMa	1.7630	11000.	71	34828	No
47	GOM_NL__2PRFIN20081028_051207_000000362073_00205_34828_7529.N1	28-OCT-2008 05:12:07	Bright	36.000	174	52Psi UMa	3.0040	4400.0	72	34828	No
48	GOM_NL__2PRFIN20081028_051919_000000372073_00205_34828_7530.N1	28-OCT-2008 05:19:19	Bright	36.500	96	68Del Leo	2.5600	9300.0	73	34828	No
49	GOM_NL__2PRFIN20081028_053903_000000412073_00205_34828_7531.N1	28-OCT-2008 05:39:03	Dark	40.500	113	Mu Vel	2.6920	5000.0	81	34828	No
50	GOM_NL__2PRFIN20081028_054239_000000402073_00206_34829_7513.N1	28-OCT-2008 05:42:39	Dark	40.000	91	Kap Vel	2.4900	26000.	80	34829	No
51	GOM_NL__2PRFIN20081028_054527_000000382073_00206_34829_7514.N1	28-OCT-2008 05:45:27	Dark	38.000	29	Bet Car	1.6720	10200.	76	34829	No
52	GOM_NL__2PRFIN20081028_060058_000000412073_00206_34829_7515.N1	28-OCT-2008 06:00:58	Straylight	41.000	157	The1Eri	2.9060	9300.0	82	34829	No
53	GOM_NL__2PRFIN20081028_062017_000000402073_00206_34829_7516.N1	28-OCT-2008 06:20:17	Bright	40.000	105	6Bet Ari	2.6450	8900.0	80	34829	No
54	GOM_NL__2PRFIN20081028_062231_000000342073_00206_34829_7517.N1	28-OCT-2008 06:22:31	Bright	34.000	58	21Alp And	2.0730	11000.	68	34829	No
55	GOM_NL__2PRFIN20081028_062412_000000392073_00206_34829_7518.N1	28-OCT-2008 06:24:12	Bright	38.500	53	43Bet And	2.0480	3300.0	77	34829	No
56	GOM_NL__2PRFIN20081028_062651_000000412073_00206_34829_7519.N1	28-OCT-2008 06:26:51	Bright	40.500	73	57Gam1And	2.2600	13100.	81	34829	No
57	GOM_NL__2PRFIN20081028_063002_000000362073_00206_34829_7520.N1	28-OCT-2008 06:30:02	Bright	36.000	68	18Alp Cas	2.2250	4500.0	72	34829	No
58	GOM_NL__2PRFIN20081028_063116_000000362073_00206_34829_7521.N1	28-OCT-2008 06:31:16	Bright	36.000	76	27Gam Cas	2.3000	30000.	72	34829	No
59	GOM_NL__2PRFIN20081028_063918_000000362073_00206_34829_7522.N1	28-OCT-2008 06:39:18	Bright	36.000	49	1Alp UMi	1.9900	6300.0	72	34829	No
60	GOM_NL__2PRFIN20081028_064730_000000392073_00206_34829_7523.N1	28-OCT-2008 06:47:30	Bright	38.500	36	50Alp UMa	1.8000	6300.0	77	34829	No
61	GOM_NL__2PRFIN20081028_064855_000000352073_00206_34829_7524.N1	28-OCT-2008 06:48:55	Bright	35.000	32	77Eps UMa	1.7630	11000.	70	34829	No
62	GOM_NL__2PRFIN20081028_065243_000000382073_00206_34829_7525.N1	28-OCT-2008 06:52:43	Bright	37.500	174	52Psi UMa	3.0040	4400.0	75	34829	No
63	GOM_NL__2PRFIN20081028_065955_000000382073_00206_34829_7526.N1	28-OCT-2008 06:59:55	Bright	37.500	96	68Del Leo	2.5600	9300.0	75	34829	No
64	GOM_NL__2PRFIN20081028_071939_000000392073_00206_34829_7527.N1	28-OCT-2008 07:19:39	Dark	38.500	113	Mu Vel	2.6920	5000.0	77	34829	No
65	GOM_NL__2PRFIN20081028_072316_000000392073_00207_34830_7545.N1	28-OCT-2008 07:23:16	Dark	39.000	91	Kap Vel	2.4900	26000.	78	34830	No
66	GOM_NL__2PRFIN20081028_072604_000000382073_00207_34830_7546.N1	28-OCT-2008 07:26:04	Dark	37.500	29	Bet Car	1.6720	10200.	75	34830	No
67	GOM_NL__2PRFIN20081028_074134_000000412073_00207_34830_7547.N1	28-OCT-2008 07:41:34	Straylight	41.000	157	The1Eri	2.9060	9300.0	82	34830	No
68	GOM_NL__2PRFIN20081028_080053_000000412073_00207_34830_7548.N1	28-OCT-2008 08:00:53	Bright	40.500	105	6Bet Ari	2.6450	8900.0	81	34830	No
69	GOM_NL__2PRFIN20081028_080307_000000342073_00207_34830_7549.N1	28-OCT-2008 08:03:07	Bright	34.000	58	21Alp And	2.0730	11000.	68	34830	No
70	GOM_NL__2PRFIN20081028_080448_000000372073_00207_34830_7550.N1	28-OCT-2008 08:04:48	Bright	37.000	53	43Bet And	2.0480	3300.0	74	34830	No
71	GOM_NL__2PRFIN20081028_080727_000000422073_00207_34830_7551.N1	28-OCT-2008 08:07:27	Bright	41.500	73	57Gam1And	2.2600	13100.	83	34830	No
72	GOM_NL__2PRFIN20081028_081038_000000362073_00207_34830_7552.N1	28-OCT-2008 08:10:38	Bright	36.000	68	18Alp Cas	2.2250	4500.0	72	34830	No
73	GOM_NL__2PRFIN20081028_081152_000000352073_00207_34830_7553.N1	28-OCT-2008 08:11:52	Bright	35.000	76	27Gam Cas	2.3000	30000.	70	34830	No
74	GOM_NL__2PRFIN20081028_081954_000000372073_00207_34830_7554.N1	28-OCT-2008 08:19:54	Bright	36.500	49	1Alp UMi	1.9900	6300.0	73	34830	No
75	GOM_NL__2PRFIN20081028_082806_000000392073_00207_34830_7555.N1	28-OCT-2008 08:28:06	Bright	38.500	36	50Alp UMa	1.8000	6300.0	77	34830	No
76	GOM_NL__2PRFIN20081028_082931_000000352073_00207_34830_7556.N1	28-OCT-2008 08:29:31	Bright	35.000	32	77Eps UMa	1.7630	11000.	70	34830	No
77	GOM_NL__2PRFIN20081028_083319_000000362073_00207_34830_7557.N1	28-OCT-2008 08:33:19	Bright	36.000	174	52Psi UMa	3.0040	4400.0	72	34830	No
78	GOM_NL__2PRFIN20081028_084031_000000372073_00207_34830_7558.N1	28-OCT-2008 08:40:31	Bright	36.500	96	68Del Leo	2.5600	9300.0	73	34830	No
79	GOM_NL__2PRFIN20081028_090016_000000402073_00207_34830_7559.N1	28-OCT-2008 09:00:16	Dark	39.500	113	Mu Vel	2.6920	5000.0	79	34830	No
80	GOM_NL__2PRFIN20081028_090226_000000502073_00207_34830_7560.N1	28-OCT-2008 09:02:26	Dark	49.500	65	Lam Vel	2.2040	4400.0	99	34830	No
81	GOM_NL__2PRFIN20081028_090352_000000382073_00208_34831_7559.N1	28-OCT-2008 09:03:52	Dark	38.000	91	Kap Vel	2.4900	26000.	76	34831	No
82	GOM_NL__2PRFIN20081028_090640_000000402073_00208_34831_7560.N1	28-OCT-2008 09:06:40	Dark	39.500	29	Bet Car	1.6720	10200.	79	34831	No
83	GOM_NL__2PRFIN20081028_092210_000000412073_00208_34831_7561.N1	28-OCT-2008 09:22:10	Straylight	41.000	157	The1Eri	2.9060	9300.0	82	34831	No
84	GOM_NL__2PRFIN20081028_094129_000000402073_00208_34831_7562.N1	28-OCT-2008 09:41:29	Bright	39.500	105	6Bet Ari	2.6450	8900.0	79	34831	No
85	GOM_NL__2PRFIN20081028_094343_000000352073_00208_34831_7563.N1	28-OCT-2008 09:43:43	Bright	35.000	58	21Alp And	2.0730	11000.	70	34831	No
86	GOM_NL__2PRFIN20081028_094524_000000382073_00208_34831_7564.N1	28-OCT-2008 09:45:24	Bright	37.500	53	43Bet And	2.0480	3300.0	75	34831	No
87	GOM_NL__2PRFIN20081028_094802_000000392073_00208_34831_7565.N1	28-OCT-2008 09:48:02	Bright	39.000	73	57Gam1And	2.2600	13100.	78	34831	No
88	GOM_NL__2PRFIN20081028_095114_000000362073_00208_34831_7566.N1	28-OCT-2008 09:51:14	Bright	35.500	68	18Alp Cas	2.2250	4500.0	71	34831	No
89	GOM_NL__2PRFIN20081028_095228_000000352073_00208_34831_7567.N1	28-OCT-2008 09:52:28	Bright	35.000	76	27Gam Cas	2.3000	30000.	70	34831	No
90	GOM_NL__2PRFIN20081028_100030_000000362073_00208_34831_7568.N1	28-OCT-2008 10:00:30	Bright	36.000	49	1Alp UMi	1.9900	6300.0	72	34831	No
91	GOM_NL__2PRFIN20081028_100842_000000362073_00208_34831_7569.N1	28-OCT-2008 10:08:42	Bright	35.500	36	50Alp UMa	1.8000	6300.0	71	34831	No
92	GOM_NL__2PRFIN20081028_101007_000000352073_00208_34831_7570.N1	28-OCT-2008 10:10:07	Bright	34.500	32	77Eps UMa	1.7630	11000.	69	34831	No
93	GOM_NL__2PRFIN20081028_101354_000000392073_00208_34831_7571.N1	28-OCT-2008 10:13:54	Bright	39.000	174	52Psi UMa	3.0040	4400.0	78	34831	No
94	GOM_NL__2PRFIN20081028_102107_000000372073_00208_34831_7572.N1	28-OCT-2008 10:21:07	Bright	36.500	96	68Del Leo	2.5600	9300.0	73	34831	No
95	GOM_NL__2PRFIN20081028_104052_000000422073_00208_34831_7573.N1	28-OCT-2008 10:40:52	Dark	41.500	113	Mu Vel	2.6920	5000.0	83	34831	No
96	GOM_NL__2PRFIN20081028_104303_000000482073_00208_34831_7574.N1	28-OCT-2008 10:43:03	Dark	48.000	65	Lam Vel	2.2040	4400.0	96	34831	No
97	GOM_NL__2PRFIN20081028_104428_000000392073_00209_34832_7572.N1	28-OCT-2008 10:44:28	Dark	38.500	91	Kap Vel	2.4900	26000.	77	34832	No
98	GOM_NL__2PRFIN20081028_104716_000000372073_00209_34832_7573.N1	28-OCT-2008 10:47:16	Dark	37.000	29	Bet Car	1.6720	10200.	74	34832	No
99	GOM_NL__2PRFIN20081028_110247_000000412073_00209_34832_7574.N1	28-OCT-2008 11:02:47	Straylight	40.500	157	The1Eri	2.9060	9300.0	81	34832	No
100	GOM_NL__2PRFIN20081028_112204_000000392073_00209_34832_7575.N1	28-OCT-2008 11:22:04	Bright	38.500	105	6Bet Ari	2.6450	8900.0	77	34832	No
101	GOM_NL__2PRFIN20081028_112419_000000362073_00209_34832_7576.N1	28-OCT-2008 11:24:19	Bright	36.000	58	21Alp And	2.0730	11000.	72	34832	No

102	GOM_NL__2PRFIN20081028_112559_000000362073_00209_34832_7577.N1	28-OCT-2008 11:25:59	Bright	36.000	53	43Bet And	2.0480	3300.0	72	34832	No
103	GOM_NL__2PRFIN20081028_112838_000000382073_00209_34832_7578.N1	28-OCT-2008 11:28:38	Bright	38.000	73	57Gam1And	2.2600	13100.	76	34832	No
104	GOM_NL__2PRFIN20081028_113150_000000372073_00209_34832_7579.N1	28-OCT-2008 11:31:50	Bright	36.500	68	18Alp Cas	2.2250	4500.0	73	34832	No
105	GOM_NL__2PRFIN20081028_113303_000000362073_00209_34832_7580.N1	28-OCT-2008 11:33:03	Bright	36.000	76	27Gam Cas	2.3000	30000.	72	34832	No
106	GOM_NL__2PRFIN20081028_114106_000000362073_00209_34832_7581.N1	28-OCT-2008 11:41:06	Bright	36.000	49	1Alp UMi	1.9900	6300.0	72	34832	No
107	GOM_NL__2PRFIN20081028_114918_000000392073_00209_34832_7582.N1	28-OCT-2008 11:49:18	Bright	38.500	36	50Alp UMa	1.8000	6300.0	77	34832	No
108	GOM_NL__2PRFIN20081028_115043_000000522073_00209_34832_7583.N1	28-OCT-2008 11:50:43	Bright	52.000	32	77Eps UMa	1.7630	11000.	104	34832	No
109	GOM_NL__2PRFIN20081028_115430_000000392073_00209_34832_7584.N1	28-OCT-2008 11:54:30	Bright	38.500	174	52Psi UMa	3.0040	4400.0	77	34832	No
110	GOM_NL__2PRFIN20081028_120143_000000362073_00209_34832_7585.N1	28-OCT-2008 12:01:43	Bright	35.500	96	68Del Leo	2.5600	9300.0	71	34832	No
111	GOM_NL__2PRFIN20081028_122128_000000392073_00209_34832_7586.N1	28-OCT-2008 12:21:28	Dark	39.000	113	Mu Vel	2.6920	5000.0	78	34832	No
112	GOM_NL__2PRFIN20081028_122340_000000502073_00209_34832_7587.N1	28-OCT-2008 12:23:40	Dark	49.500	65	Lam Vel	2.2040	4400.0	99	34832	No
113	GOM_NL__2PRFIN20081028_122505_000000392073_00210_34833_7584.N1	28-OCT-2008 12:25:05	Dark	39.000	91	Kap Vel	2.4900	26000.	78	34833	No
114	GOM_NL__2PRFIN20081028_122752_000000362073_00210_34833_7585.N1	28-OCT-2008 12:27:52	Dark	35.500	29	Bet Car	1.6720	10200.	71	34833	No
115	GOM_NL__2PRFIN20081028_124323_000000392073_00210_34833_7586.N1	28-OCT-2008 12:43:23	Straylight	38.500	157	The1Eri	2.9060	9300.0	77	34833	No
116	GOM_NL__2PRFIN20081028_130240_000000402073_00210_34833_7587.N1	28-OCT-2008 13:02:40	Bright	39.500	105	6Bet Ari	2.6450	8900.0	79	34833	No
117	GOM_NL__2PRFIN20081028_130455_000000352073_00210_34833_7588.N1	28-OCT-2008 13:04:55	Bright	35.000	58	21Alp And	2.0730	11000.	70	34833	No
118	GOM_NL__2PRFIN20081028_130635_000000372073_00210_34833_7589.N1	28-OCT-2008 13:06:35	Bright	36.500	53	43Bet And	2.0480	3300.0	73	34833	No
119	GOM_NL__2PRFIN20081028_130913_000000402073_00210_34833_7590.N1	28-OCT-2008 13:09:13	Bright	40.000	73	57Gam1And	2.2600	13100.	80	34833	No
120	GOM_NL__2PRFIN20081028_131225_000000362073_00210_34833_7591.N1	28-OCT-2008 13:12:25	Bright	36.000	68	18Alp Cas	2.2250	4500.0	72	34833	No
121	GOM_NL__2PRFIN20081028_131339_000000362073_00210_34833_7592.N1	28-OCT-2008 13:13:39	Bright	35.500	76	27Gam Cas	2.3000	30000.	71	34833	No
122	GOM_NL__2PRFIN20081028_132142_000000362073_00210_34833_7593.N1	28-OCT-2008 13:21:42	Bright	35.500	49	1Alp UMi	1.9900	6300.0	71	34833	No
123	GOM_NL__2PRFIN20081028_132953_000000392073_00210_34833_7594.N1	28-OCT-2008 13:29:53	Bright	39.000	36	50Alp UMa	1.8000	6300.0	78	34833	No
124	GOM_NL__2PRFIN20081028_133119_000000342073_00210_34833_7595.N1	28-OCT-2008 13:31:19	Bright	34.000	32	77Eps UMa	1.7630	11000.	68	34833	No
125	GOM_NL__2PRFIN20081028_133506_000000372073_00210_34833_7596.N1	28-OCT-2008 13:35:06	Bright	37.000	174	52Psi UMa	3.0040	4400.0	74	34833	No
126	GOM_NL__2PRFIN20081028_134220_000000562073_00210_34833_7597.N1	28-OCT-2008 13:42:20	Bright	56.000	96	68Del Leo	2.5600	9300.0	112	34833	No
127	GOM_NL__2PRFIN20081028_140204_000000382073_00210_34833_7598.N1	28-OCT-2008 14:02:04	Dark	38.000	113	Mu Vel	2.6920	5000.0	76	34833	No
128	GOM_NL__2PRFIN20081028_140416_000000452073_00210_34833_7599.N1	28-OCT-2008 14:04:16	Dark	44.500	65	Lam Vel	2.2040	4400.0	89	34833	No
129	GOM_NL__2PRFIN20081028_140541_000000382073_00211_34834_7595.N1	28-OCT-2008 14:05:41	Dark	38.000	91	Kap Vel	2.4900	26000.	76	34834	No
130	GOM_NL__2PRFIN20081028_140828_000000382073_00211_34834_7596.N1	28-OCT-2008 14:08:28	Dark	38.000	29	Bet Car	1.6720	10200.	76	34834	No
131	GOM_NL__2PRFIN20081028_142359_000000402073_00211_34834_7597.N1	28-OCT-2008 14:23:59	Straylight	39.500	157	The1Eri	2.9060	9300.0	79	34834	No
132	GOM_NL__2PRFIN20081028_144316_000000392073_00211_34834_7598.N1	28-OCT-2008 14:43:16	Bright	38.500	105	6Bet Ari	2.6450	8900.0	77	34834	No
133	GOM_NL__2PRFIN20081028_144531_000000362073_00211_34834_7599.N1	28-OCT-2008 14:45:31	Bright	36.000	58	21Alp And	2.0730	11000.	72	34834	No
134	GOM_NL__2PRFIN20081028_144711_000000362073_00211_34834_7600.N1	28-OCT-2008 14:47:11	Bright	36.000	53	43Bet And	2.0480	3300.0	72	34834	No
135	GOM_NL__2PRFIN20081028_144949_000000402073_00211_34834_7601.N1	28-OCT-2008 14:49:49	Bright	40.000	73	57Gam1And	2.2600	13100.	80	34834	No
136	GOM_NL__2PRFIN20081028_145301_000000362073_00211_34834_7602.N1	28-OCT-2008 14:53:01	Bright	35.500	68	18Alp Cas	2.2250	4500.0	71	34834	No
137	GOM_NL__2PRFIN20081028_145415_000000372073_00211_34834_7603.N1	28-OCT-2008 14:54:15	Bright	36.500	76	27Gam Cas	2.3000	30000.	73	34834	No
138	GOM_NL__2PRFIN20081028_150218_000000352073_00211_34834_7604.N1	28-OCT-2008 15:02:18	Bright	35.000	49	1Alp UMi	1.9900	6300.0	70	34834	No
139	GOM_NL__2PRFIN20081028_151029_000000392073_00211_34834_7605.N1	28-OCT-2008 15:10:29	Bright	38.500	36	50Alp UMa	1.8000	6300.0	77	34834	No
140	GOM_NL__2PRFIN20081028_151155_000000362073_00211_34834_7606.N1	28-OCT-2008 15:11:55	Bright	36.000	32	77Eps UMa	1.7630	11000.	72	34834	No
141	GOM_NL__2PRFIN20081028_151542_000000352073_00211_34834_7607.N1	28-OCT-2008 15:15:42	Bright	35.000	174	52Psi UMa	3.0040	4400.0	70	34834	No
142	GOM_NL__2PRFIN20081028_152256_000000422073_00211_34834_7608.N1	28-OCT-2008 15:22:56	Bright	42.000	96	68Del Leo	2.5600	9300.0	84	34834	No
143	GOM_NL__2PRFIN20081028_154241_000000382073_00211_34834_7609.N1	28-OCT-2008 15:42:41	Dark	38.000	113	Mu Vel	2.6920	5000.0	76	34834	No
144	GOM_NL__2PRFIN20081028_154453_000000442073_00211_34834_7610.N1	28-OCT-2008 15:44:53	Dark	44.000	65	Lam Vel	2.2040	4400.0	88	34834	No
145	GOM_NL__2PRFIN20081028_154618_000000392073_00212_34835_7615.N1	28-OCT-2008 15:46:18	Dark	39.000	91	Kap Vel	2.4900	26000.	78	34835	No
146	GOM_NL__2PRFIN20081028_154904_000000382073_00212_34835_7616.N1	28-OCT-2008 15:49:04	Dark	37.500	29	Bet Car	1.6720	10200.	75	34835	No
147	GOM_NL__2PRFIN20081028_160435_000000412073_00212_34835_7617.N1	28-OCT-2008 16:04:35	Straylight	41.000	157	The1Eri	2.9060	9300.0	82	34835	No
148	GOM_NL__2PRFIN20081028_162352_000000402073_00212_34835_7618.N1	28-OCT-2008 16:23:52	Bright	39.500	105	6Bet Ari	2.6450	8900.0	79	34835	No
149	GOM_NL__2PRFIN20081028_162607_000000352073_00212_34835_7619.N1	28-OCT-2008 16:26:07	Bright	35.000	58	21Alp And	2.0730	11000.	70	34835	No
150	GOM_NL__2PRFIN20081028_162747_000000382073_00212_34835_7620.N1	28-OCT-2008 16:27:47	Bright	38.000	53	43Bet And	2.0480	3300.0	76	34835	No
151	GOM_NL__2PRFIN20081028_163024_000000412073_00212_34835_7621.N1	28-OCT-2008 16:30:24	Bright	41.000	73	57Gam1And	2.2600	13100.	82	34835	No
152	GOM_NL__2PRFIN20081028_163337_000000372073_00212_34835_7622.N1	28-OCT-2008 16:33:37	Bright	36.500	68	18Alp Cas	2.2250	4500.0	73	34835	No
153	GOM_NL__2PRFIN20081028_163451_000000362073_00212_34835_7623.N1	28-OCT-2008 16:34:51	Bright	36.000	76	27Gam Cas	2.3000	30000.	72	34835	No
154	GOM_NL__2PRFIN20081028_164254_000000372073_00212_34835_7624.N1	28-OCT-2008 16:42:54	Bright	36.500	49	1Alp UMi	1.9900	6300.0	73	34835	No
155	GOM_NL__2PRFIN20081028_165105_000000402073_00212_34835_7625.N1	28-OCT-2008 16:51:05	Bright	39.500	36	50Alp UMa	1.8000	6300.0	79	34835	No
156	GOM_NL__2PRFIN20081028_165231_000000362073_00212_34835_7626.N1	28-OCT-2008 16:52:31	Bright	36.000	32	77Eps UMa	1.7630	11000.	72	34835	No
157	GOM_NL__2PRFIN20081028_165618_000000372073_00212_34835_7627.N1	28-OCT-2008 16:56:18	Bright	36.500	174	52Psi UMa	3.0040	4400.0	73	34835	No
158	GOM_NL__2PRFIN20081028_170332_000000382073_00212_34835_7628.N1	28-OCT-2008 17:03:32	Bright	37.500	96	68Del Leo	2.5600	9300.0	75	34835	No
159	GOM_NL__2PRFIN20081028_172317_000000402073_00212_34835_7629.N1	28-OCT-2008 17:23:17	Dark	40.000	113	Mu Vel	2.6920	5000.0	80	34835	No
160	GOM_NL__2PRFIN20081028_172530_000000432073_00212_34835_7630.N1	28-OCT-2008 17:25:30	Dark	42.500	65	Lam Vel	2.2040	4400.0	85	34835	No

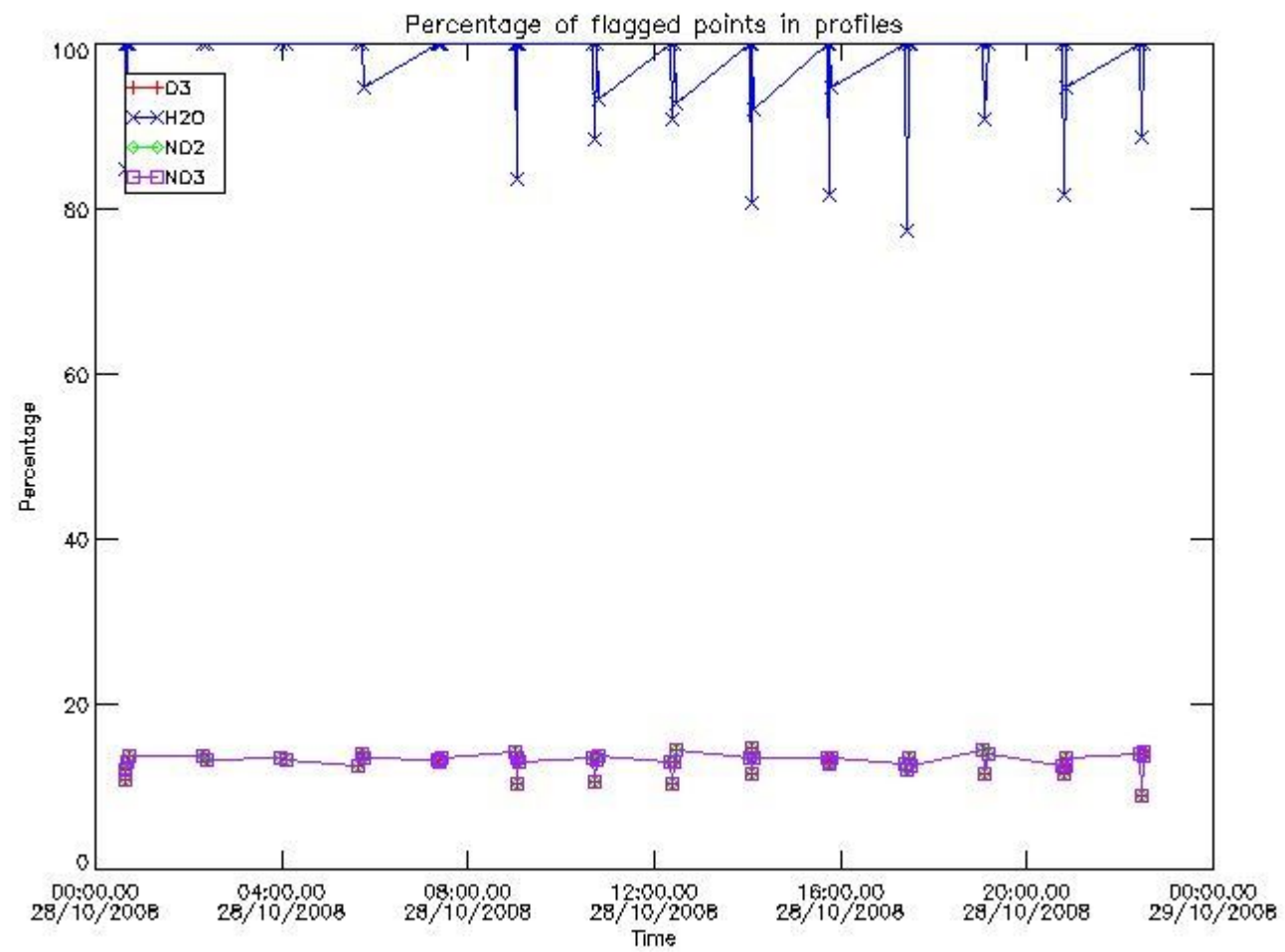
161	GOM_NL__2PRFIN20081028_172654_000000382073_00213_34836_7629.N1	28-OCT-2008 17:26:54	Dark	38.000	91	Kap Vel	2.4900	26000.	76	34836	No
162	GOM_NL__2PRFIN20081028_172941_000000412073_00213_34836_7630.N1	28-OCT-2008 17:29:41	Dark	40.500	29	Bet Car	1.6720	10200.	81	34836	No
163	GOM_NL__2PRFIN20081028_174512_000000422073_00213_34836_7631.N1	28-OCT-2008 17:45:12	Straylight	41.500	157	The1Eri	2.9060	9300.0	83	34836	No
164	GOM_NL__2PRFIN20081028_180427_000000412073_00213_34836_7632.N1	28-OCT-2008 18:04:27	Bright	40.500	105	6Bet Ari	2.6450	8900.0	81	34836	No
165	GOM_NL__2PRFIN20081028_180643_000000362073_00213_34836_7633.N1	28-OCT-2008 18:06:43	Bright	36.000	58	21Alp And	2.0730	11000.	72	34836	No
166	GOM_NL__2PRFIN20081028_180823_000000362073_00213_34836_7634.N1	28-OCT-2008 18:08:23	Bright	36.000	53	43Bet And	2.0480	3300.0	72	34836	No
167	GOM_NL__2PRFIN20081028_181100_000000412073_00213_34836_7635.N1	28-OCT-2008 18:11:00	Bright	40.500	73	57Gam1And	2.2600	13100.	81	34836	No
168	GOM_NL__2PRFIN20081028_181413_000000382073_00213_34836_7636.N1	28-OCT-2008 18:14:13	Bright	37.500	68	18Alp Cas	2.2250	4500.0	75	34836	No
169	GOM_NL__2PRFIN20081028_181527_000000362073_00213_34836_7637.N1	28-OCT-2008 18:15:27	Bright	36.000	76	27Gam Cas	2.3000	30000.	72	34836	No
170	GOM_NL__2PRFIN20081028_182330_000000362073_00213_34836_7638.N1	28-OCT-2008 18:23:30	Bright	35.500	49	1Alp UMi	1.9900	6300.0	71	34836	No
171	GOM_NL__2PRFIN20081028_183141_000000352073_00213_34836_7639.N1	28-OCT-2008 18:31:41	Bright	35.000	36	50Alp UMa	1.8000	6300.0	70	34836	No
172	GOM_NL__2PRFIN20081028_183307_000000332073_00213_34836_7640.N1	28-OCT-2008 18:33:07	Bright	33.000	32	77Eps UMa	1.7630	11000.	66	34836	No
173	GOM_NL__2PRFIN20081028_183654_000000372073_00213_34836_7641.N1	28-OCT-2008 18:36:54	Bright	37.000	174	52Psi UMa	3.0040	4400.0	74	34836	No
174	GOM_NL__2PRFIN20081028_184408_000000442073_00213_34836_7642.N1	28-OCT-2008 18:44:08	Bright	43.500	96	68Del Leo	2.5600	9300.0	87	34836	No
175	GOM_NL__2PRFIN20081028_190353_000000392073_00213_34836_7643.N1	28-OCT-2008 19:03:53	Dark	39.000	113	Mu Vel	2.6920	5000.0	78	34836	No
176	GOM_NL__2PRFIN20081028_190607_000000442073_00213_34836_7644.N1	28-OCT-2008 19:06:07	Dark	44.000	65	Lam Vel	2.2040	4400.0	88	34836	No
177	GOM_NL__2PRFIN20081028_191017_000000372073_00214_34837_7641.N1	28-OCT-2008 19:10:17	Dark	36.500	29	Bet Car	1.6720	10200.	73	34837	No
178	GOM_NL__2PRFIN20081028_192548_000000432073_00214_34837_7642.N1	28-OCT-2008 19:25:48	Straylight	42.500	157	The1Eri	2.9060	9300.0	85	34837	No
179	GOM_NL__2PRFIN20081028_194503_000000402073_00214_34837_7643.N1	28-OCT-2008 19:45:03	Bright	40.000	105	6Bet Ari	2.6450	8900.0	80	34837	No
180	GOM_NL__2PRFIN20081028_194720_000000362073_00214_34837_7644.N1	28-OCT-2008 19:47:20	Bright	35.500	58	21Alp And	2.0730	11000.	71	34837	No
181	GOM_NL__2PRFIN20081028_194859_000000372073_00214_34837_7645.N1	28-OCT-2008 19:48:59	Bright	37.000	53	43Bet And	2.0480	3300.0	74	34837	No
182	GOM_NL__2PRFIN20081028_195136_000000422073_00214_34837_7646.N1	28-OCT-2008 19:51:36	Bright	41.500	73	57Gam1And	2.2600	13100.	83	34837	No
183	GOM_NL__2PRFIN20081028_195449_000000342073_00214_34837_7647.N1	28-OCT-2008 19:54:49	Bright	34.000	68	18Alp Cas	2.2250	4500.0	68	34837	No
184	GOM_NL__2PRFIN20081028_195603_000000342073_00214_34837_7648.N1	28-OCT-2008 19:56:03	Bright	34.000	76	27Gam Cas	2.3000	30000.	68	34837	No
185	GOM_NL__2PRFIN20081028_200406_000000372073_00214_34837_7649.N1	28-OCT-2008 20:04:06	Bright	36.500	49	1Alp UMi	1.9900	6300.0	73	34837	No
186	GOM_NL__2PRFIN20081028_201217_000000362073_00214_34837_7650.N1	28-OCT-2008 20:12:17	Bright	35.500	36	50Alp UMa	1.8000	6300.0	71	34837	No
187	GOM_NL__2PRFIN20081028_201344_000000342073_00214_34837_7651.N1	28-OCT-2008 20:13:44	Bright	34.000	32	77Eps UMa	1.7630	11000.	68	34837	No
188	GOM_NL__2PRFIN20081028_201730_000000372073_00214_34837_7652.N1	28-OCT-2008 20:17:30	Bright	37.000	174	52Psi UMa	3.0040	4400.0	74	34837	No
189	GOM_NL__2PRFIN20081028_202444_000000562073_00214_34837_7653.N1	28-OCT-2008 20:24:44	Bright	56.000	96	68Del Leo	2.5600	9300.0	112	34837	No
190	GOM_NL__2PRFIN20081028_204430_000000412073_00214_34837_7654.N1	28-OCT-2008 20:44:30	Dark	40.500	113	Mu Vel	2.6920	5000.0	81	34837	No
191	GOM_NL__2PRFIN20081028_204643_000000442073_00214_34837_7655.N1	28-OCT-2008 20:46:43	Dark	44.000	65	Lam Vel	2.2040	4400.0	88	34837	No
192	GOM_NL__2PRFIN20081028_204926_000000412073_00215_34838_7654.N1	28-OCT-2008 20:49:26	Dark	40.500	46	Del Vel	1.9540	10600.	81	34838	No
193	GOM_NL__2PRFIN20081028_205053_000000382073_00215_34838_7655.N1	28-OCT-2008 20:50:53	Dark	37.500	29	Bet Car	1.6720	10200.	75	34838	No
194	GOM_NL__2PRFIN20081028_210624_000000412073_00215_34838_7656.N1	28-OCT-2008 21:06:24	Straylight	41.000	157	The1Eri	2.9060	9300.0	82	34838	No
195	GOM_NL__2PRFIN20081028_212539_000000392073_00215_34838_7657.N1	28-OCT-2008 21:25:39	Bright	39.000	105	6Bet Ari	2.6450	8900.0	78	34838	No
196	GOM_NL__2PRFIN20081028_212756_000000392073_00215_34838_7658.N1	28-OCT-2008 21:27:56	Bright	39.000	58	21Alp And	2.0730	11000.	78	34838	No
197	GOM_NL__2PRFIN20081028_212934_000000372073_00215_34838_7659.N1	28-OCT-2008 21:29:34	Bright	36.500	53	43Bet And	2.0480	3300.0	73	34838	No
198	GOM_NL__2PRFIN20081028_213211_000000412073_00215_34838_7660.N1	28-OCT-2008 21:32:11	Bright	40.500	73	57Gam1And	2.2600	13100.	81	34838	No
199	GOM_NL__2PRFIN20081028_213525_000000372073_00215_34838_7661.N1	28-OCT-2008 21:35:25	Bright	37.000	68	18Alp Cas	2.2250	4500.0	74	34838	No
200	GOM_NL__2PRFIN20081028_213638_000000362073_00215_34838_7662.N1	28-OCT-2008 21:36:38	Bright	35.500	76	27Gam Cas	2.3000	30000.	71	34838	No
201	GOM_NL__2PRFIN20081028_214441_000000362073_00215_34838_7663.N1	28-OCT-2008 21:44:41	Bright	36.000	49	1Alp UMi	1.9900	6300.0	72	34838	No
202	GOM_NL__2PRFIN20081028_215253_000000382073_00215_34838_7664.N1	28-OCT-2008 21:52:53	Bright	37.500	36	50Alp UMa	1.8000	6300.0	75	34838	No
203	GOM_NL__2PRFIN20081028_215420_000000482073_00215_34838_7665.N1	28-OCT-2008 21:54:20	Bright	48.000	32	77Eps UMa	1.7630	11000.	96	34838	No
204	GOM_NL__2PRFIN20081028_215806_000000392073_00215_34838_7666.N1	28-OCT-2008 21:58:06	Bright	38.500	174	52Psi UMa	3.0040	4400.0	77	34838	No
205	GOM_NL__2PRFIN20081028_220520_000000372073_00215_34838_7667.N1	28-OCT-2008 22:05:20	Bright	37.000	96	68Del Leo	2.5600	9300.0	74	34838	No
206	GOM_NL__2PRFIN20081028_222506_000000402073_00215_34838_7668.N1	28-OCT-2008 22:25:06	Dark	40.000	113	Mu Vel	2.6920	5000.0	80	34838	No
207	GOM_NL__2PRFIN20081028_222720_000000582073_00215_34838_7669.N1	28-OCT-2008 22:27:20	Dark	57.500	65	Lam Vel	2.2040	4400.0	115	34838	No
208	GOM_NL__2PRFIN20081028_223003_000000412073_00216_34839_7664.N1	28-OCT-2008 22:30:03	Dark	41.000	46	Del Vel	1.9540	10600.	82	34839	No
209	GOM_NL__2PRFIN20081028_223129_000000362073_00216_34839_7665.N1	28-OCT-2008 22:31:29	Dark	36.000	29	Bet Car	1.6720	10200.	72	34839	No
210	GOM_NL__2PRFIN20081028_224701_000000412073_00216_34839_7666.N1	28-OCT-2008 22:47:01	Straylight	40.500	157	The1Eri	2.9060	9300.0	81	34839	No
211	GOM_NL__2PRFIN20081028_230614_000000402073_00216_34839_7667.N1	28-OCT-2008 23:06:14	Bright	39.500	105	6Bet Ari	2.6450	8900.0	79	34839	No
212	GOM_NL__2PRFIN20081028_230832_000000362073_00216_34839_7668.N1	28-OCT-2008 23:08:32	Bright	36.000	58	21Alp And	2.0730	11000.	72	34839	No
213	GOM_NL__2PRFIN20081028_231010_000000382073_00216_34839_7669.N1	28-OCT-2008 23:10:10	Bright	38.000	53	43Bet And	2.0480	3300.0	76	34839	No
214	GOM_NL__2PRFIN20081028_231247_000000412073_00216_34839_7670.N1	28-OCT-2008 23:12:47	Bright	40.500	73	57Gam1And	2.2600	13100.	81	34839	No
215	GOM_NL__2PRFIN20081028_231601_000000362073_00216_34839_7671.N1	28-OCT-2008 23:16:01	Bright	36.000	68	18Alp Cas	2.2250	4500.0	72	34839	No
216	GOM_NL__2PRFIN20081028_231714_000000372073_00216_34839_7672.N1	28-OCT-2008 23:17:14	Bright	36.500	76	27Gam Cas	2.3000	30000.	73	34839	No
217	GOM_NL__2PRFIN20081028_232517_000000362073_00216_34839_7673.N1	28-OCT-2008 23:25:17	Bright	35.500	49	1Alp UMi	1.9900	6300.0	71	34839	No
218	GOM_NL__2PRFIN20081028_233329_000000392073_00216_34839_7674.N1	28-OCT-2008 23:33:29	Bright	38.500	36	50Alp UMa	1.8000	6300.0	77	34839	No
219	GOM_NL__2PRFIN20081028_233456_000000462073_00216_34839_7675.N1	28-OCT-2008 23:34:56	Bright	46.000	32	77Eps UMa	1.7630	11000.	92	34839	No

220	GOM_NL__2PRFIN20081028_233842_000000372073_00216_34839_7676.N1	28-OCT-2008 23:38:42	Bright	36.500	174	52Psi UMa	3.0040	4400.0	73	34839	No
221	GOM_NL__2PRFIN20081028_234556_000000362073_00216_34839_7677.N1	28-OCT-2008 23:45:56	Bright	35.500	96	68Del Leo	2.5600	9300.0	71	34839	No

3. Quality information per product

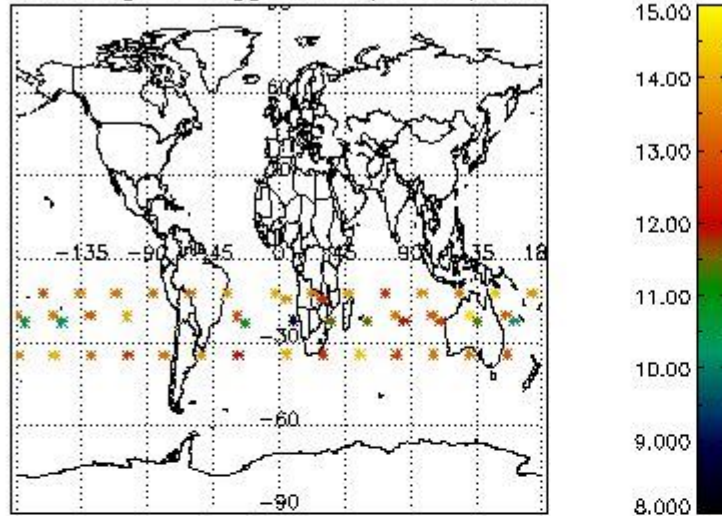
In this section it is plotted some information contained in the Quality Summary data set of the level 2 products. Only products in dark limb conditions and without errors (error flag in the MPH set to "0") are used.

3.1 Plot quality information per product (time dependant)

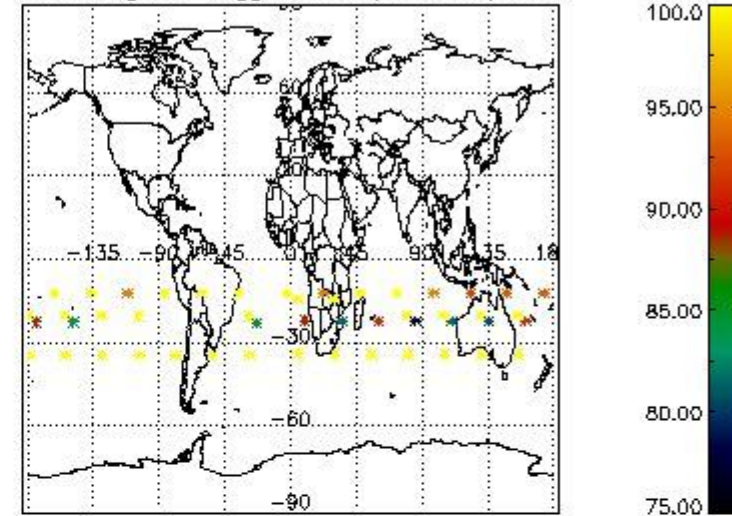


3.2 Plot quality information per product (world map)

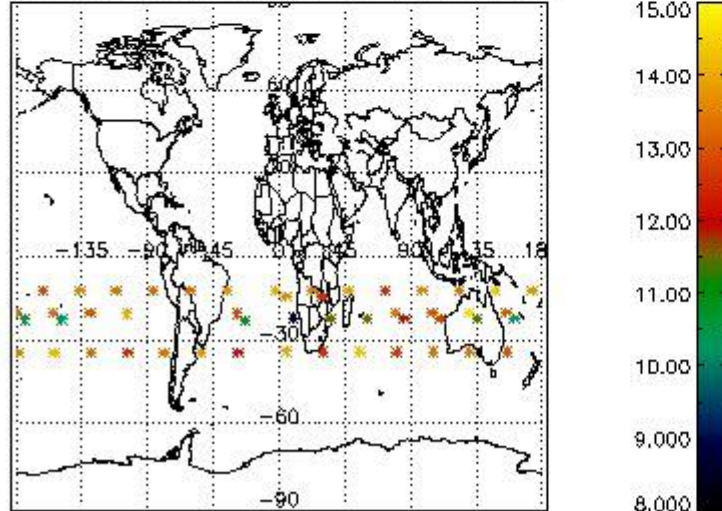
Percentage of flagged data per O3 profile



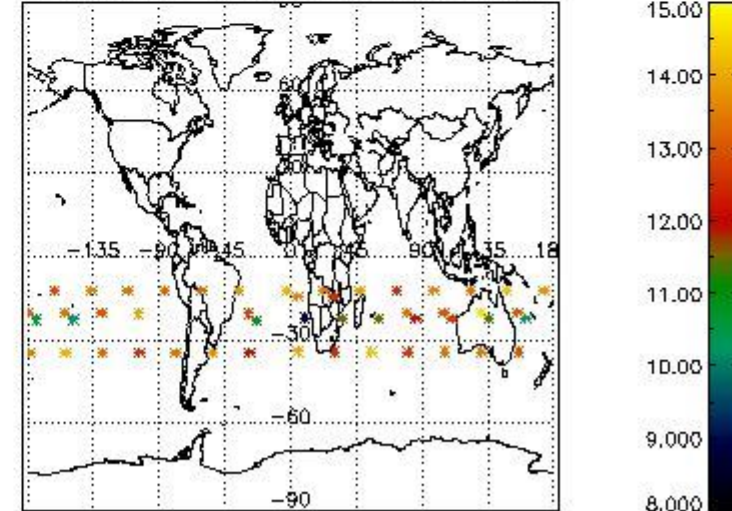
Percentage of flagged data per H2O profile



Percentage of flagged data per NO2 profile



Percentage of flagged data per NO3 profile

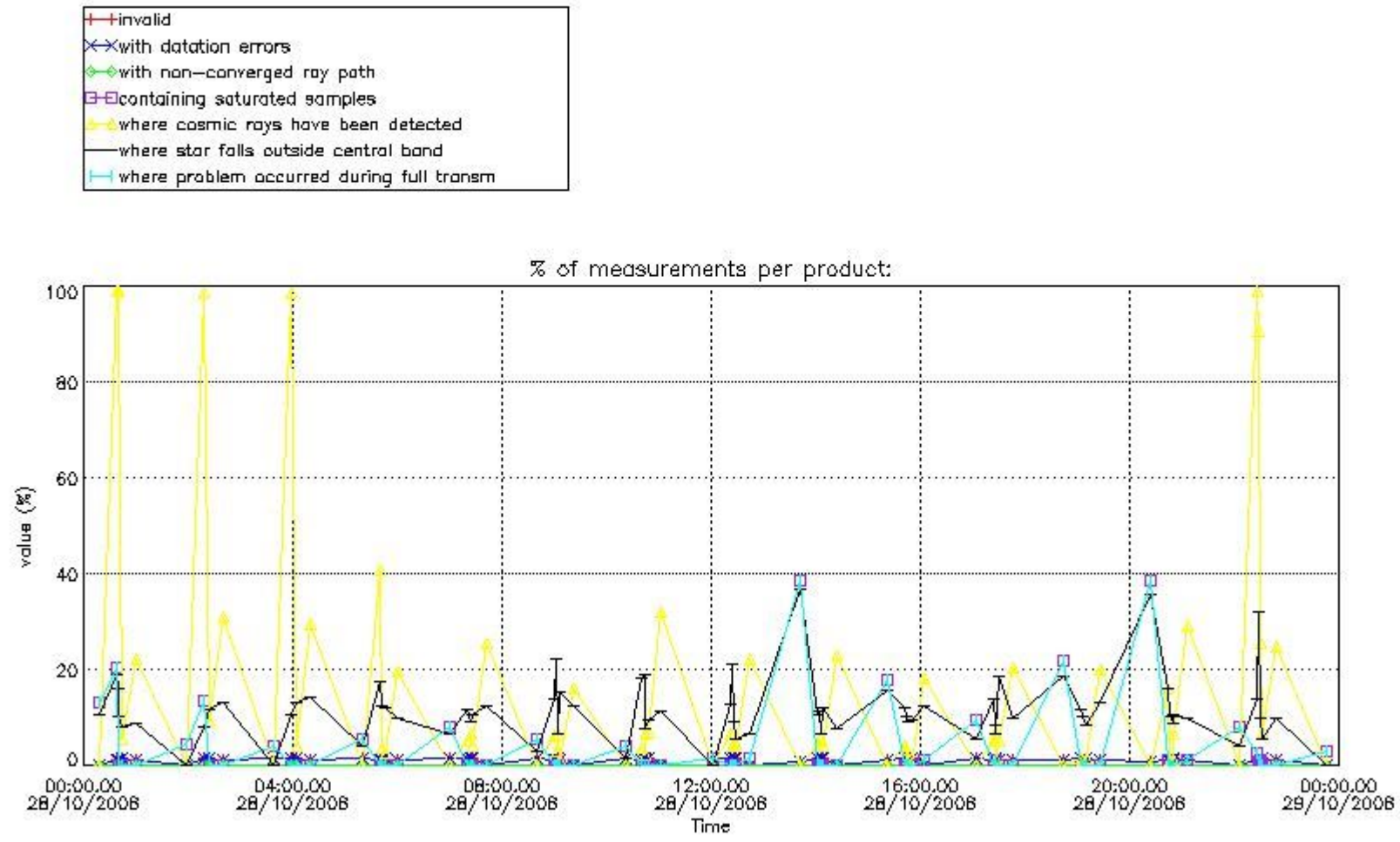


4. Level 1 quality information per product

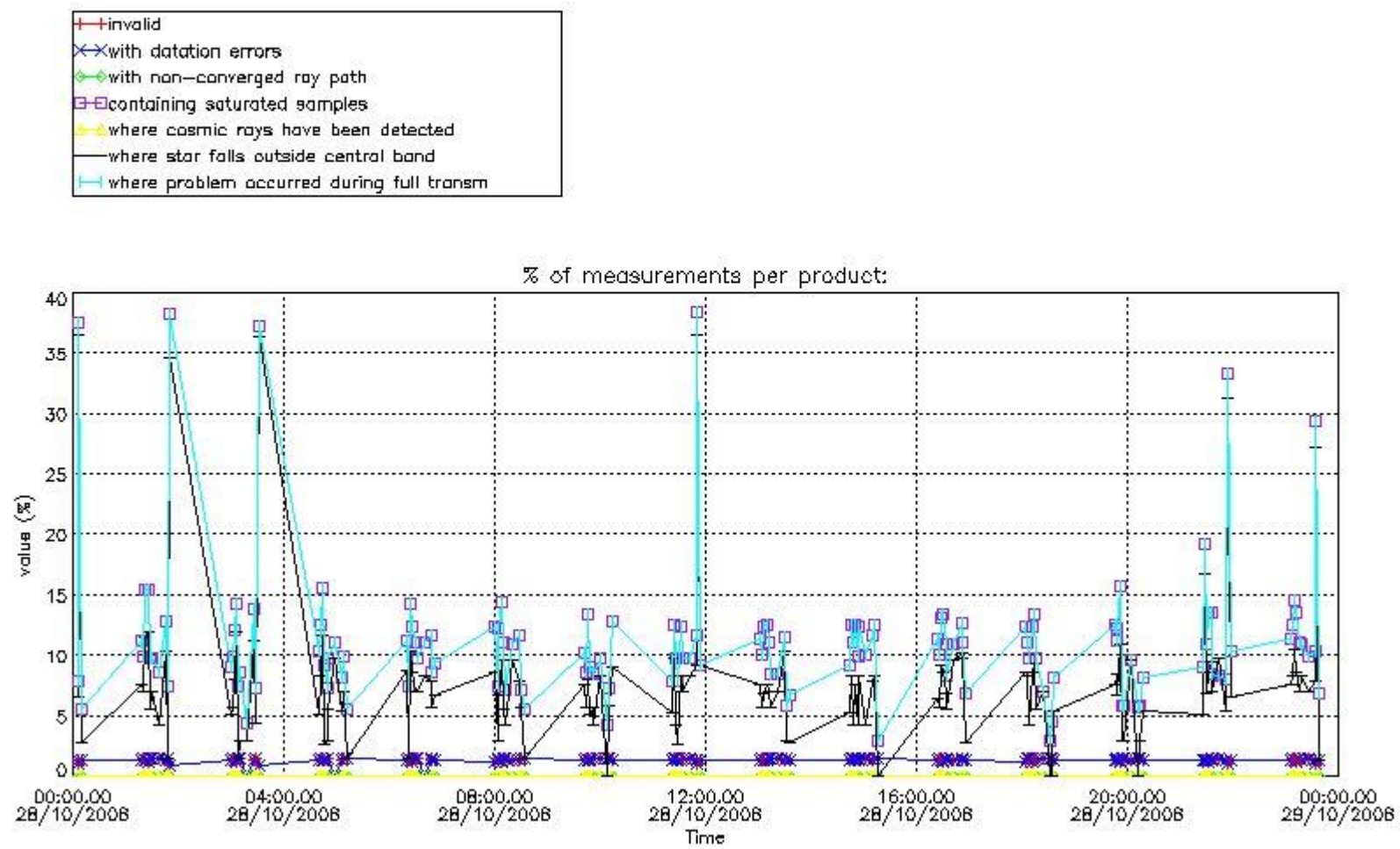
In this section it is plotted some information contained in the Quality Summary data set of the level 2 products that comes from the level 1b processing. Products without errors (error flag in the MPH set to "0") are used.

4.1 Plot quality information per product (time dependant) coming from level 1b processing

4.1.1 Plot level 1 quality information per product (time dependant): ENVISAT ASCENDING passes



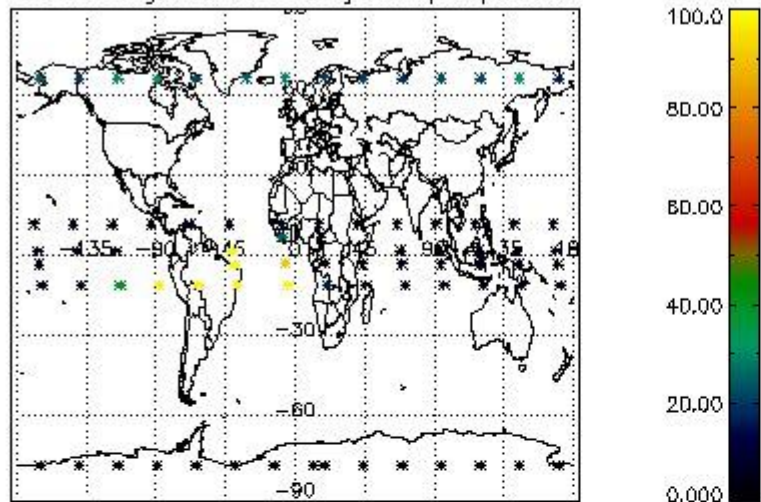
4.1.2 Plot level 1 quality information per product (time dependant): ENVI SAT DESCENDING passes



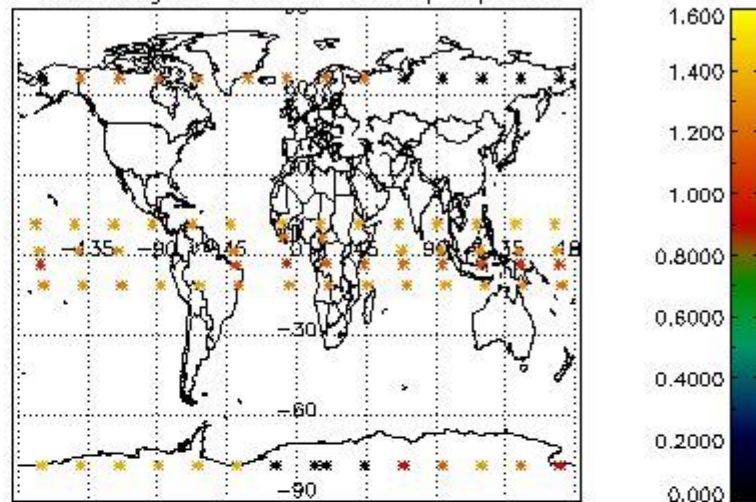
4.2 Plot quality information per product coming from level 1b processing (world map)

4.2.1 Plot level 1 quality information per product (world map): ENVISAT ASCENDING passes

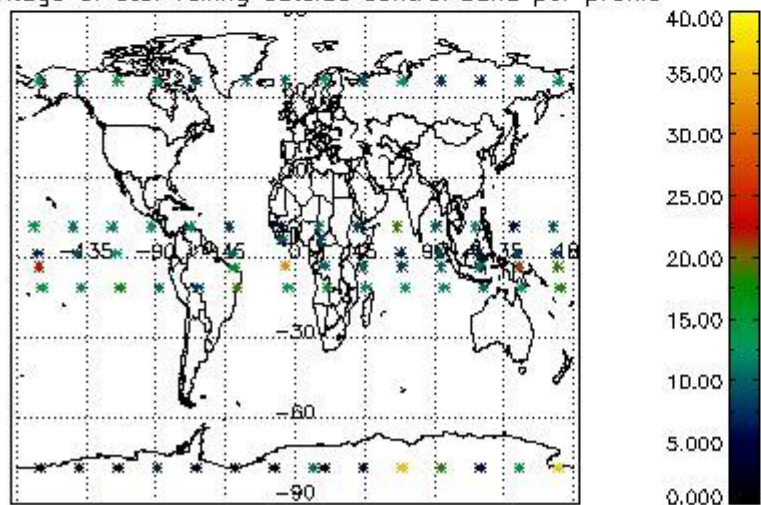
Percentage of cosmic ray hits per profile



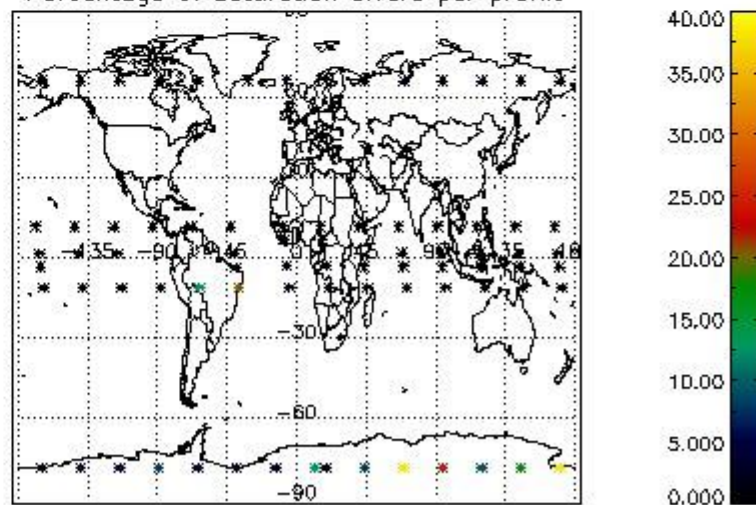
Percentage of datation errors per profile



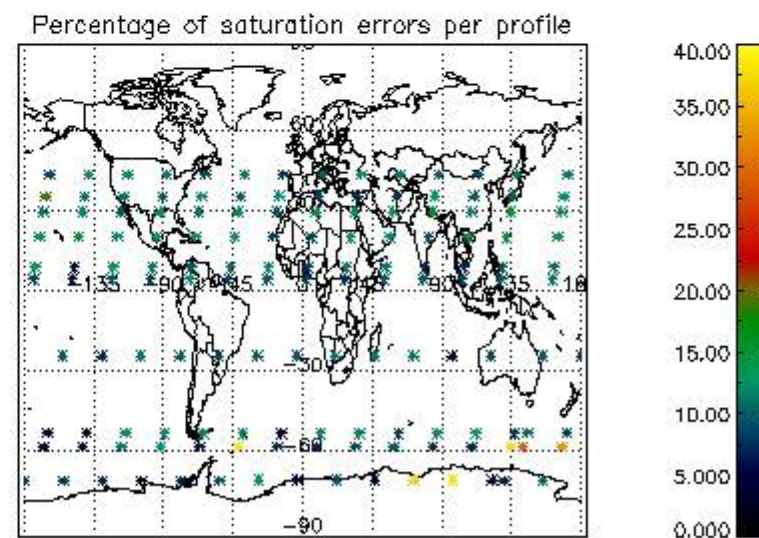
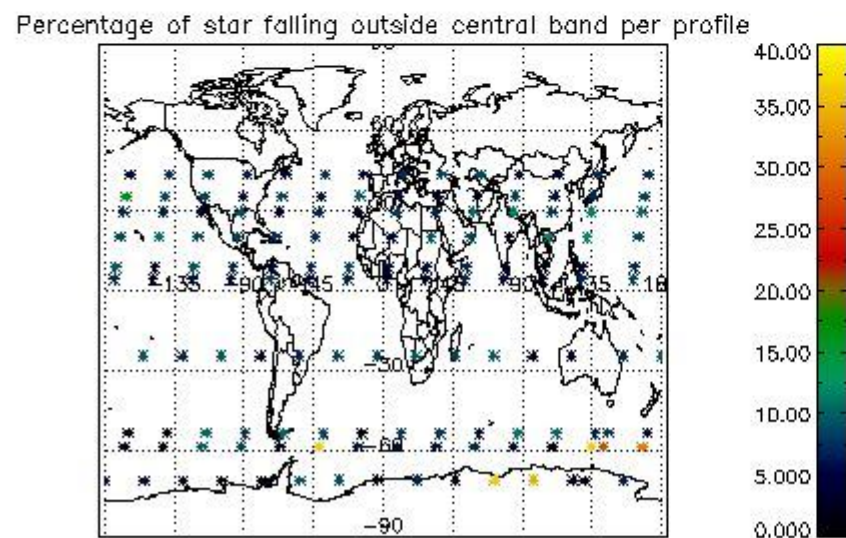
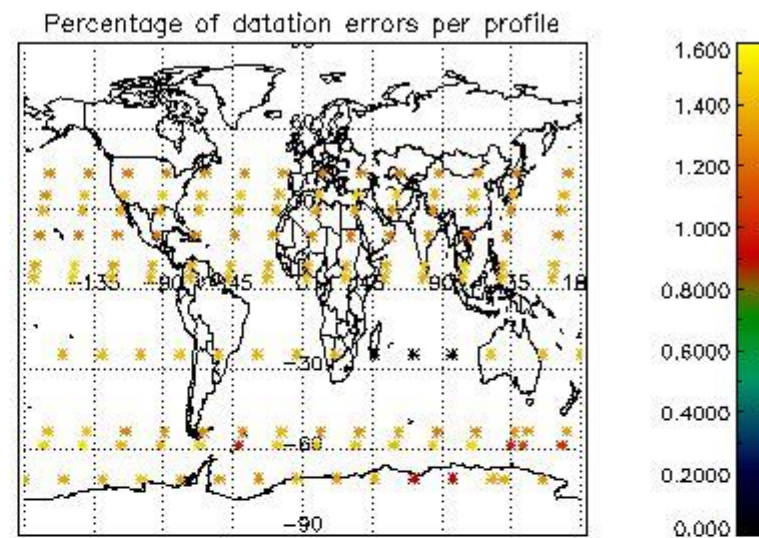
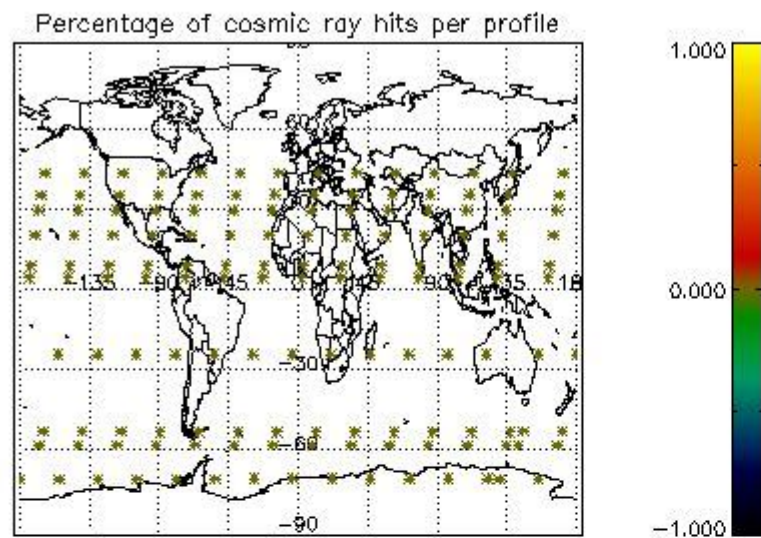
Percentage of star falling outside central band per profile



Percentage of saturation errors per profile



4.2.2 Plot level 1 quality information per product (world map): ENVISAT DESCENDING passes



5. Trace gas profiles

5.1 Ozone statistics based on quality of products

The final quality of the products can be "measured" using the STD (Standard Deviation) attached to every point profile. This information is written to the parameter GOM_NL__2P/NL_LOCAL_SPECIES_DENSITY/o3_std of the level 2 products. The table below shows the statistics for given STD ranges.

The statistics are given with respect to the overall valid production:

- Products without fatal errors: GOM_NL__2P/MPH/PRODUCT_ERR=0
- Valid point profile: GOM_NL__2P/NL_LOCAL_SPECIES_DENSITY/pcd(0)=0

The 'Criteria' is applied to valid points of dark limb products:

- Products in dark limb illumination condition: GOM_NL__2P/NL_SUMMARY_QUALITY/obs_ill_cond=0
- Products without fatal errors: GOM_NL__2P/MPH/PRODUCT_ERR=0
- Valid point profile: GOM_NL__2P/NL_LOCAL_SPECIES_DENSITY/pcd(0)=0

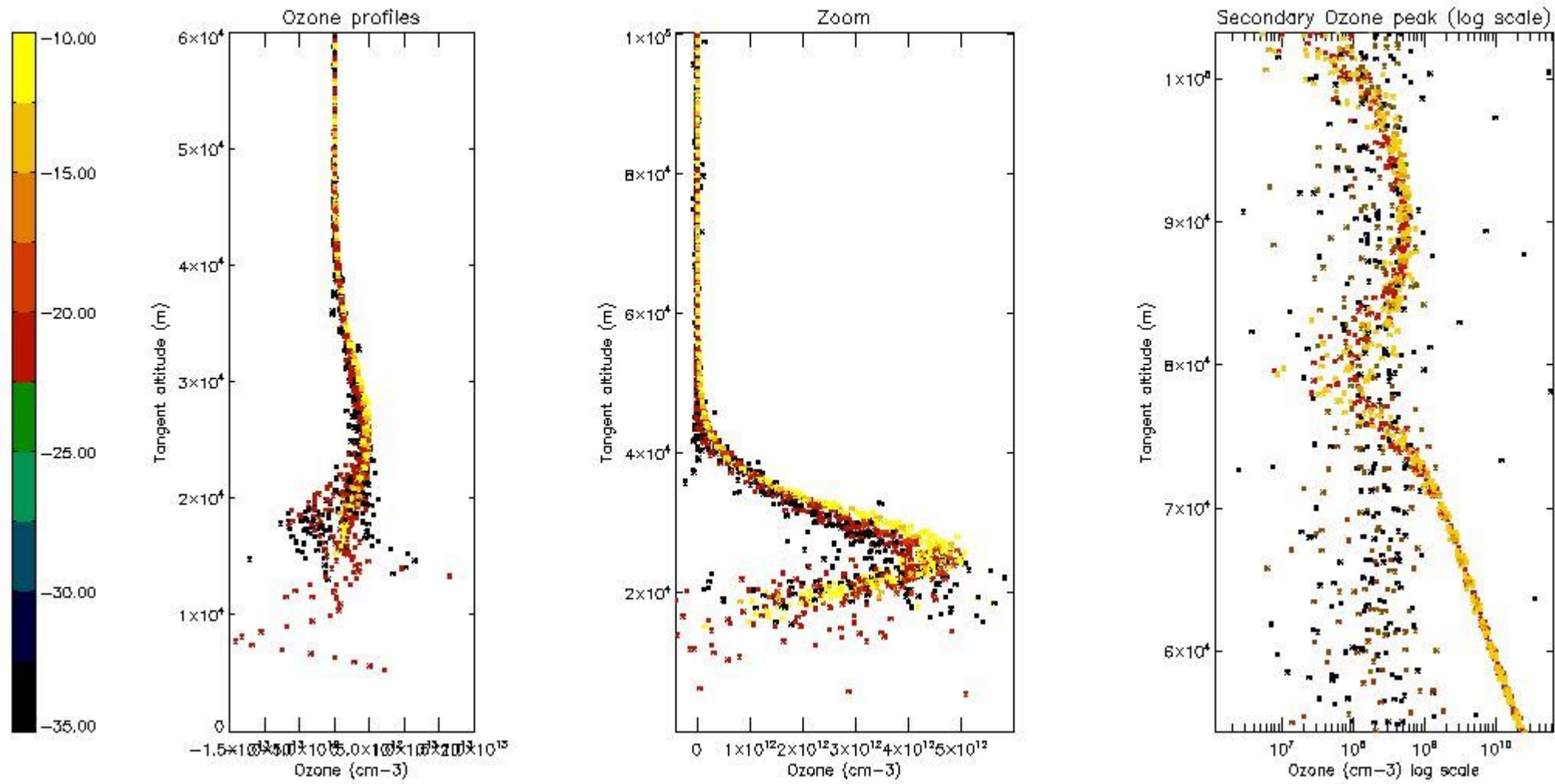
So, the table below shows the percentage of dark limb and valid observations for each criteria with respect to the overall valid daily observations.

Criteria	% of total production
All STD	24
STD < 20	11

STD < 10	7
STD < 5	4

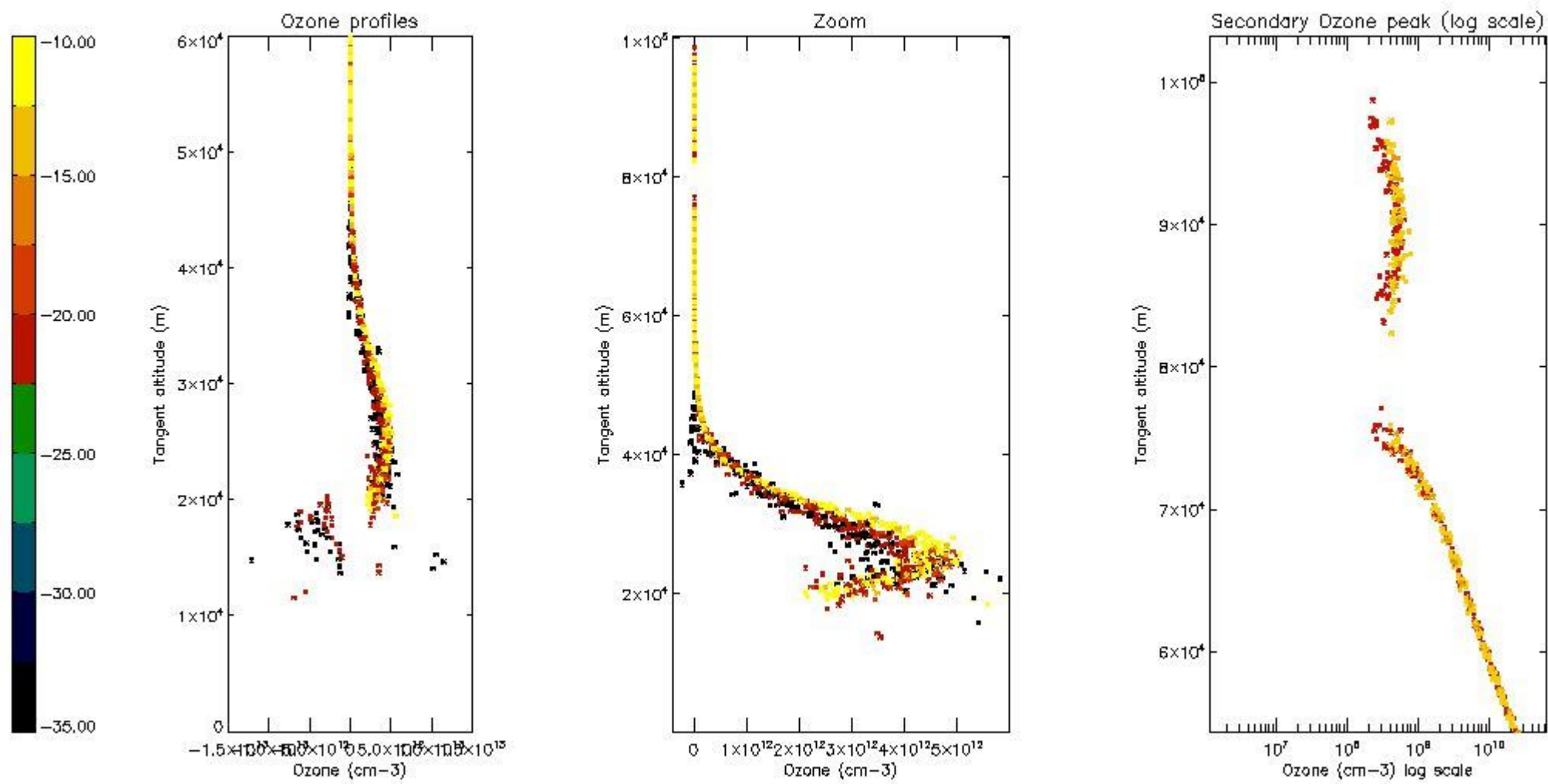
5.2 Plot ozone profiles for all STD (dark without errors)

The colorbar represents the latitude.



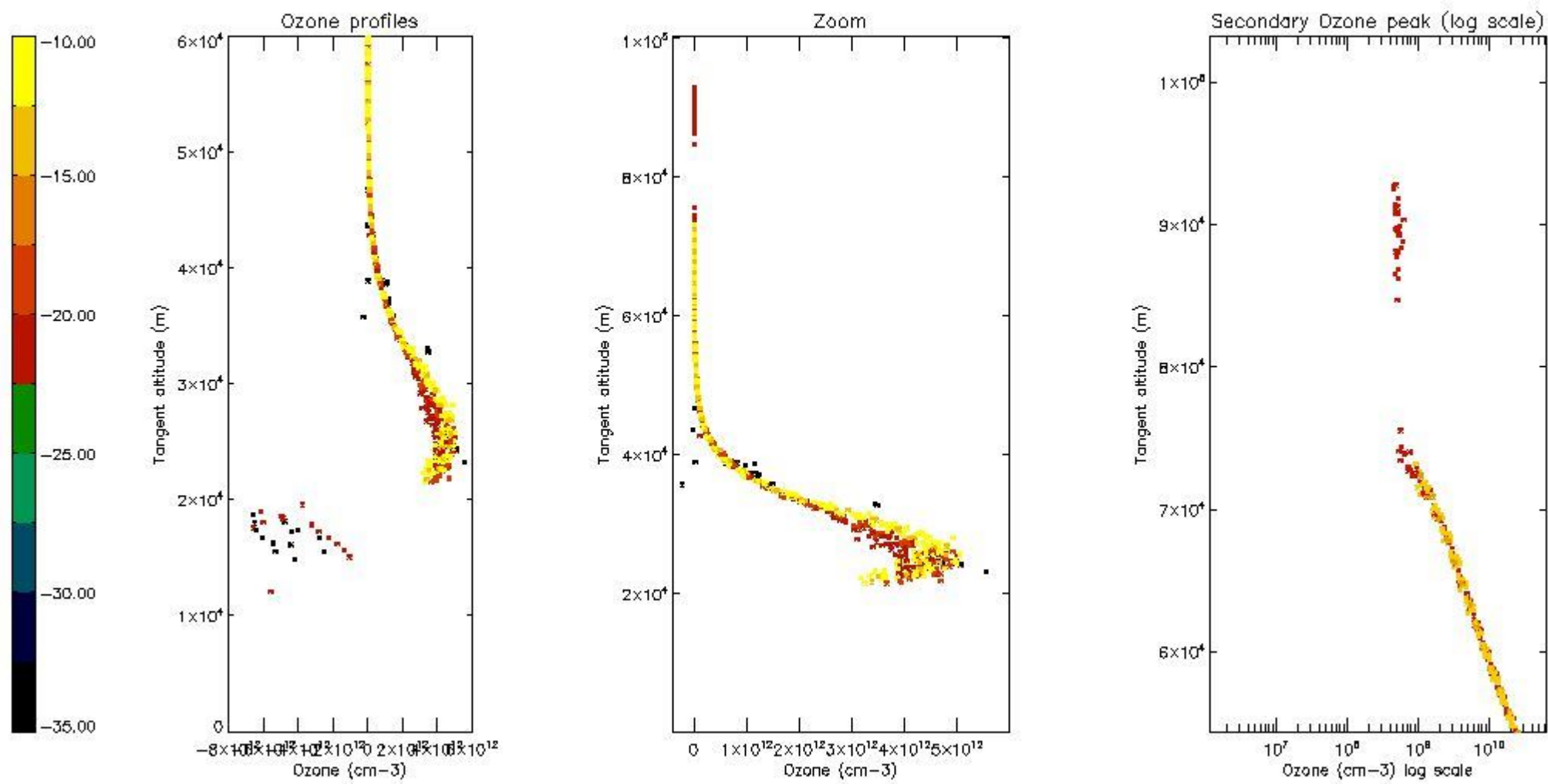
5.3 Plot ozone profiles where STD < 20% (dark without errors)

The colorbar represents the latitude.



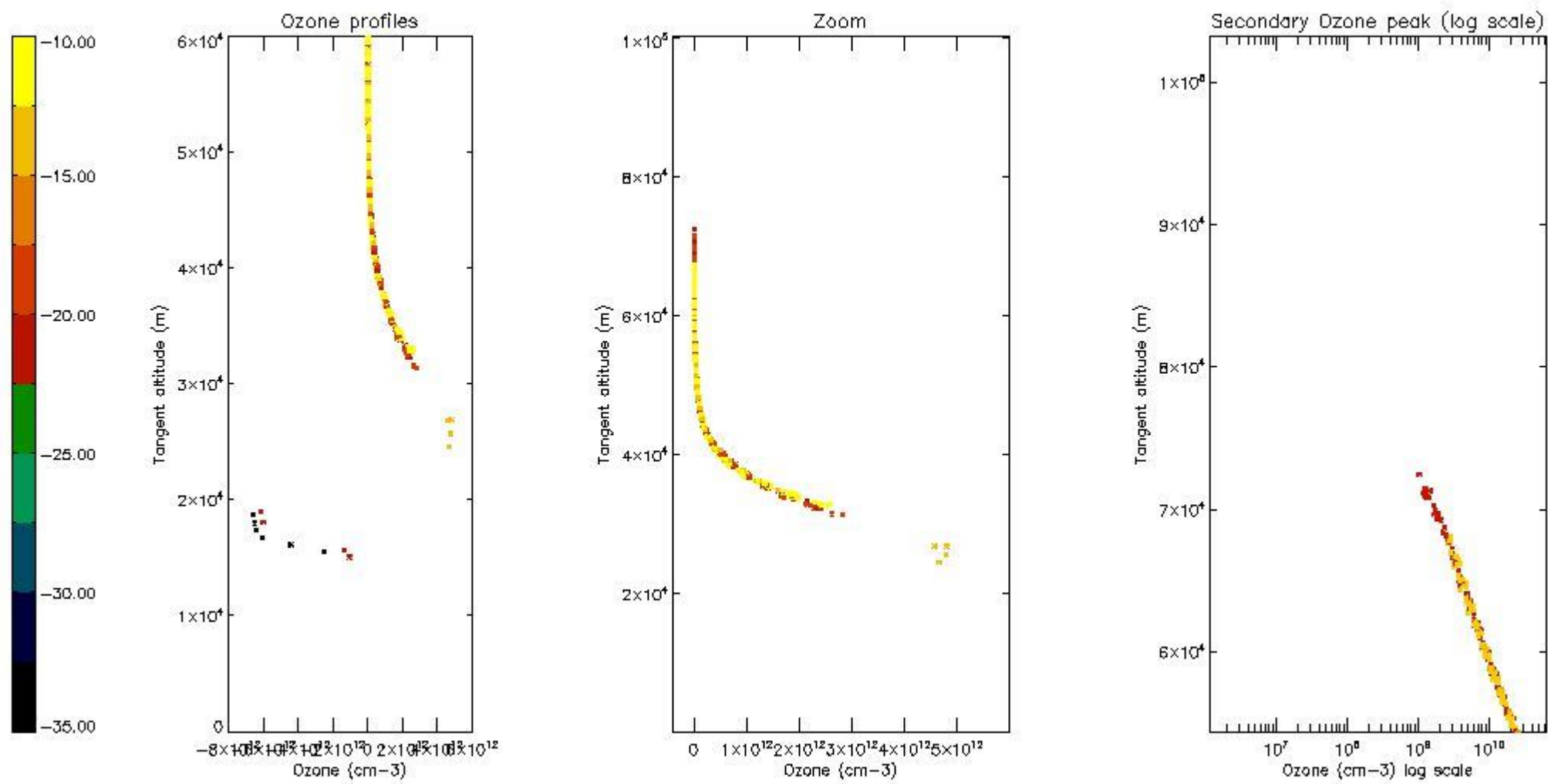
5.4 Plot ozone profiles where STD < 10% (dark without errors)

The colorbar represents the latitude.



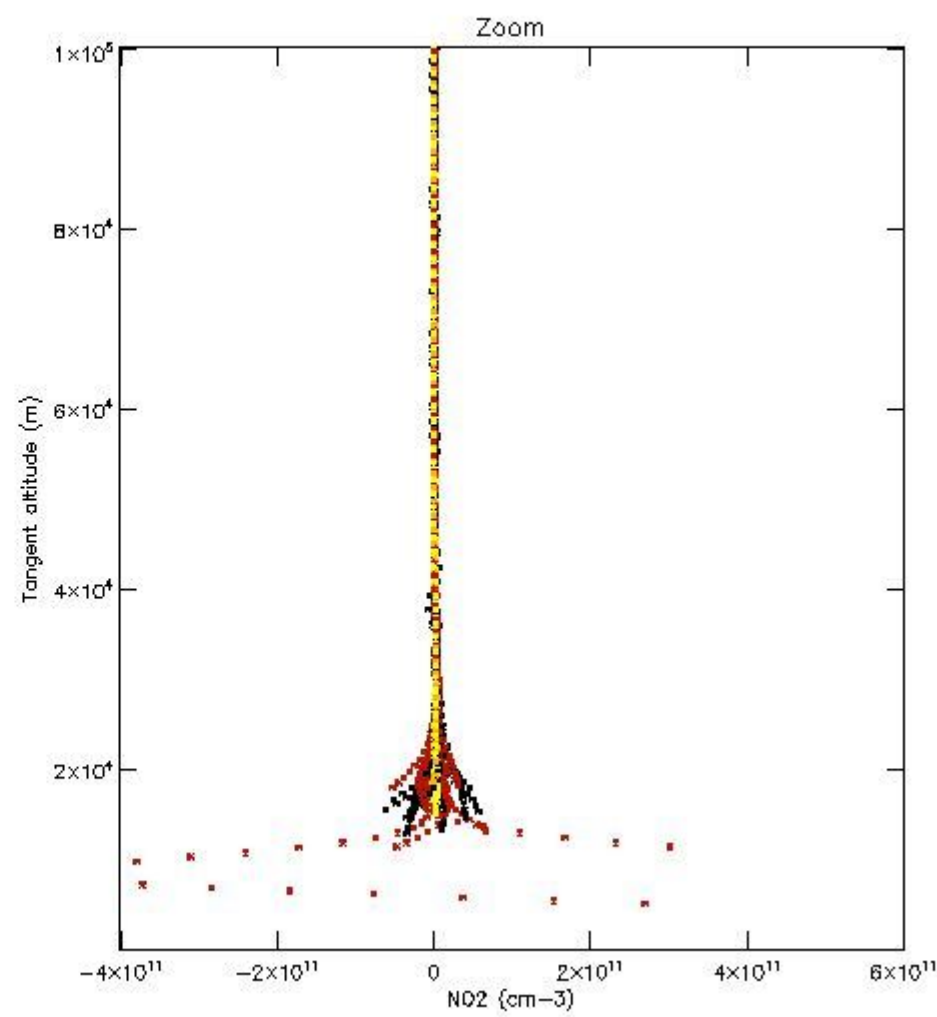
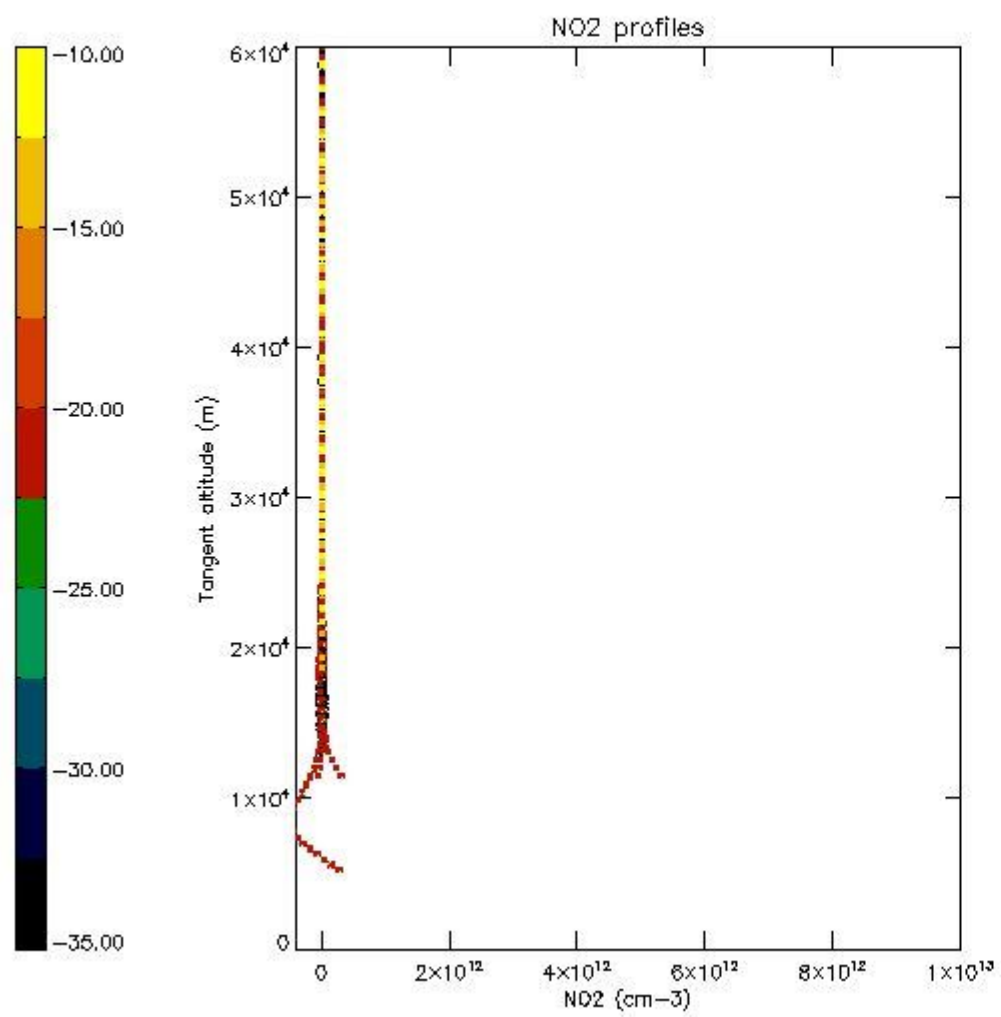
5.5 Plot ozone profiles where STD < 5% (dark without errors)

The colorbar represents the latitude.



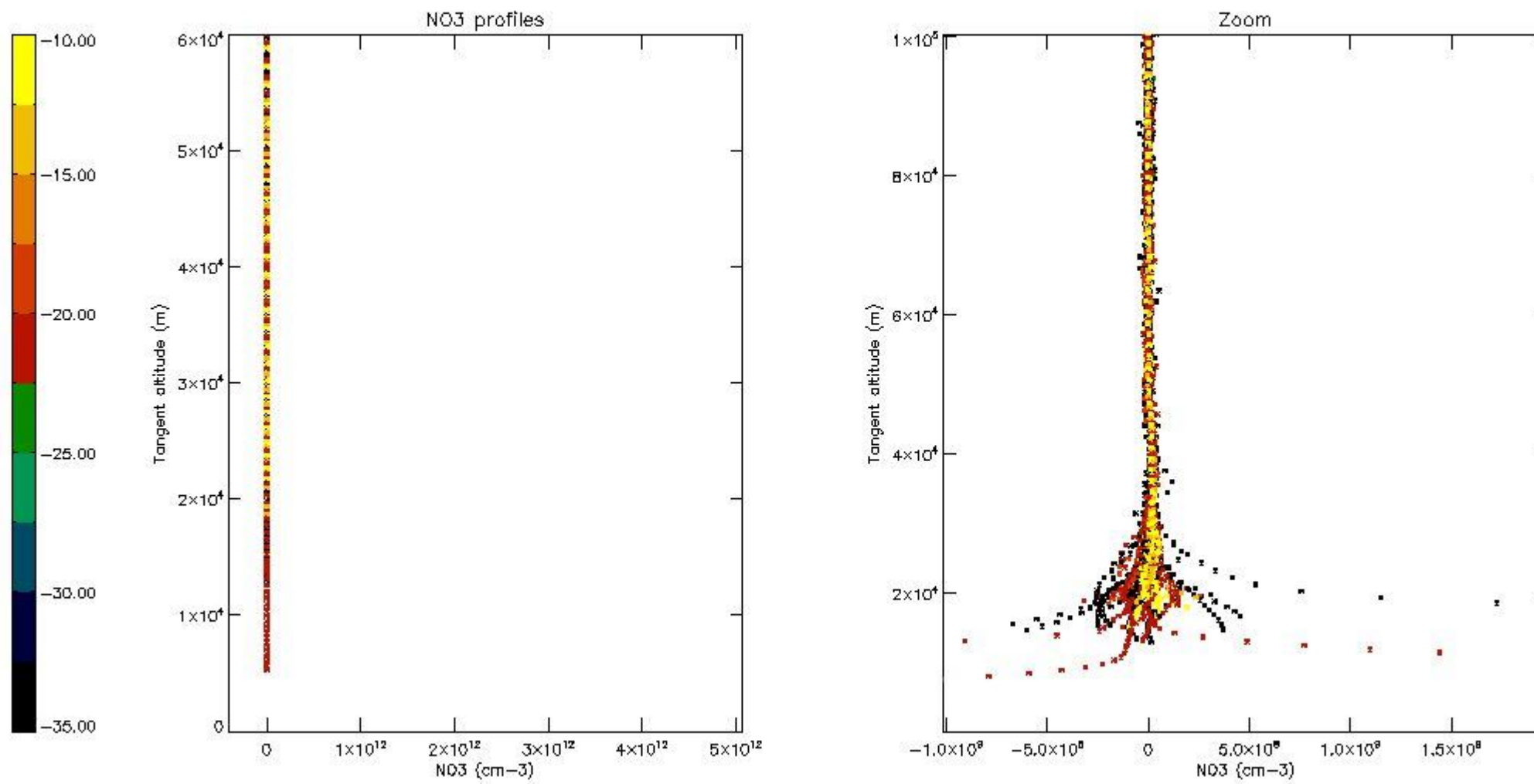
5.6 Plot NO₂ profiles for all STD (dark without errors)

The colorbar represents the latitude.



5.7 Plot NO3 profiles for all STD (dark without errors)

The colorbar represents the latitude.



6. Auxiliary Data Files used for the production reported in section 2

The number reported in the third column indicates since which file (see list in section 2) the corresponding auxiliary file has been used. The fourth column is the date of those product files.

Type	Auxiliary Filename	Used since product	Used since product date
INST_PHYS_CHARACTERISTICS	GOM_INS_AXVIEC20091111_143220_20030716_120000_20500101_000000	1	28-OCT-2008 00:05:06
LEVEL-2_PROC_CONFIG	GOM_PR2_AXVIEC20091111_152718_20020301_000000_20500101_000000	1	28-OCT-2008 00:05:06
CROSS_SECTIONS_FILE	GOM_CRS_AXVIEC20091111_154832_20020301_000000_20500101_000000	1	28-OCT-2008 00:05:06

GOMOS Level 2 Daily Report

SUMMARY

[1. General Info](#)

[2. Summary of processed GOM_NL_2P products](#)

[3. Level 2 Quality information per product](#)

[3.1 Plot of level 2 quality information per product \(time dependant\)](#)

[3.2 Plot of level 2 quality information per product \(world map\)](#)

[4. Level 1 Quality information per product \(stored on level 2 products\)](#)

[4.1 Plot of level 1 quality information per product \(time dependant\)](#)

[4.1.1 Plot of level 1 quality information per product \(time dependant\): ASCENDING](#)

[4.1.2 Plot of level 1 quality information per product \(time dependant\): DESCENDING](#)

[4.2 Plot of level 1 quality information per product \(world map\)](#)

[4.2.1 Plot of level 1 quality information per product \(world map\): ASCENDING](#)

[4.2.2 Plot of level 1 quality information per product \(world map\): DESCENDING](#)

[5. Ozone profiles based on quality statistics and other trace gas profiles](#)

[5.1 Ozone statistics based on quality of products](#)

[5.2 Plot ozone profiles for all STD \(dark without errors\)](#)

[5.3 Plot ozone profiles where STD < 20% \(dark without errors\)](#)

[5.4. Plot ozone profiles where STD < 10% \(dark without errors\)](#)

[5.5. Plot ozone profiles where STD < 5% \(dark without errors\)](#)

[5.6 Plot NO2 profiles for all STD \(dark without errors\)](#)

[5.7 Plot NO3 profiles for all STD \(dark without errors\)](#)

[5.8 Plot H2O profiles \(only for occultations of stars 1,2,3,4,13,14,16,26,63 dark without errors\) for all STD](#)

[6. Auxiliary Data Files used for the production reported in section 2](#)

This report presents the daily analysis on parameters extracted from GOMOS level 2 data (GOM_NL__2P). It is intended to monitor some important parameters that will impact the quality of these products. A list of level 2 products (and content) that have arrived during the reporting day to the PCF is also given.

Item	Value
Time of report generation	25APR2013 21:29:11
Data source version	GOMOS/6.01
Start time of products	28-10-2008 (28OCT2008 00:00:00)
Stop time of products	29-10-2008 (29OCT2008 00:00:00)
Store outputs in DB	Yes
Nb of level 2 prods	221
Nb of prods with errors	0

2. Summary of processed GOM_NL__2P products.

Nr	Filename	UTC Start time	Limb	Duration	Star Id	Star Name	Star Mag	Star Temp	Nb Meas	Orbit	Prod. error
1	GOM_NL__2PRFIN20081028_000506_000000382073_00202_34825_7467.N1	28-OCT-2008 00:05:06	Bright	38.000	36	50Alp UMa	1.8000	6300.0	76	34825	No
2	GOM_NL__2PRFIN20081028_000631_000000522073_00202_34825_7468.N1	28-OCT-2008 00:06:31	Bright	52.000	32	77Eps UMa	1.7630	11000.	104	34825	No
3	GOM_NL__2PRFIN20081028_001019_000000372073_00202_34825_7469.N1	28-OCT-2008 00:10:19	Bright	36.500	174	52Psi UMa	3.0040	4400.0	73	34825	No
4	GOM_NL__2PRFIN20081028_001730_000000392073_00202_34825_7470.N1	28-OCT-2008 00:17:30	Bright	38.500	96	68Del Leo	2.5600	9300.0	77	34825	No
5	GOM_NL__2PRFIN20081028_003714_000000422073_00202_34825_7471.N1	28-OCT-2008 00:37:14	Dark	42.000	113	Mu Vel	2.6920	5000.0	84	34825	No
6	GOM_NL__2PRFIN20081028_003922_000000472073_00202_34825_7472.N1	28-OCT-2008 00:39:22	Dark	46.500	65	Lam Vel	2.2040	4400.0	93	34825	No
7	GOM_NL__2PRFIN20081028_004049_000000402073_00203_34826_7471.N1	28-OCT-2008 00:40:49	Dark	39.500	91	Kap Vel	2.4900	26000.	79	34826	No
8	GOM_NL__2PRFIN20081028_004338_000000372073_00203_34826_7472.N1	28-OCT-2008 00:43:38	Dark	37.000	29	Bet Car	1.6720	10200.	74	34826	No
9	GOM_NL__2PRFIN20081028_005909_000000412073_00203_34826_7473.N1	28-OCT-2008 00:59:09	Straylight	40.500	157	The1Eri	2.9060	9300.0	81	34826	No
10	GOM_NL__2PRFIN20081028_011830_000000402073_00203_34826_7474.N1	28-OCT-2008 01:18:30	Bright	40.000	105	6Bet Ari	2.6450	8900.0	80	34826	No
11	GOM_NL__2PRFIN20081028_012042_000000362073_00203_34826_7475.N1	28-OCT-2008 01:20:42	Bright	35.500	58	21Alp And	2.0730	11000.	71	34826	No
12	GOM_NL__2PRFIN20081028_012224_000000392073_00203_34826_7476.N1	28-OCT-2008 01:22:24	Bright	39.000	53	43Bet And	2.0480	3300.0	78	34826	No
13	GOM_NL__2PRFIN20081028_012504_000000422073_00203_34826_7477.N1	28-OCT-2008 01:25:04	Bright	42.000	73	57Gam1And	2.2600	13100.	84	34826	No
14	GOM_NL__2PRFIN20081028_012814_000000362073_00203_34826_7478.N1	28-OCT-2008 01:28:14	Bright	36.000	68	18Alp Cas	2.2250	4500.0	72	34826	No
15	GOM_NL__2PRFIN20081028_012928_000000362073_00203_34826_7479.N1	28-OCT-2008 01:29:28	Bright	36.000	76	27Gam Cas	2.3000	30000.	72	34826	No
16	GOM_NL__2PRFIN20081028_013730_000000352073_00203_34826_7480.N1	28-OCT-2008 01:37:30	Bright	35.000	49	1Alp UMi	1.9900	6300.0	70	34826	No
17	GOM_NL__2PRFIN20081028_014542_000000392073_00203_34826_7481.N1	28-OCT-2008 01:45:42	Bright	39.000	36	50Alp UMa	1.8000	6300.0	78	34826	No
18	GOM_NL__2PRFIN20081028_014707_000000342073_00203_34826_7482.N1	28-OCT-2008 01:47:07	Bright	33.500	32	77Eps UMa	1.7630	11000.	67	34826	No
19	GOM_NL__2PRFIN20081028_015055_000000552073_00203_34826_7483.N1	28-OCT-2008 01:50:55	Bright	55.000	174	52Psi UMa	3.0040	4400.0	110	34826	No
20	GOM_NL__2PRFIN20081028_015806_000000362073_00203_34826_7484.N1	28-OCT-2008 01:58:06	Bright	35.500	96	68Del Leo	2.5600	9300.0	71	34826	No
21	GOM_NL__2PRFIN20081028_021750_000000372073_00203_34826_7485.N1	28-OCT-2008 02:17:50	Dark	37.000	113	Mu Vel	2.6920	5000.0	74	34826	No
22	GOM_NL__2PRFIN20081028_022415_000000392073_00204_34827_7488.N1	28-OCT-2008 02:24:15	Dark	38.500	29	Bet Car	1.6720	10200.	77	34827	No
23	GOM_NL__2PRFIN20081028_023945_000000422073_00204_34827_7489.N1	28-OCT-2008 02:39:45	Straylight	42.000	157	The1Eri	2.9060	9300.0	84	34827	No
24	GOM_NL__2PRFIN20081028_025906_000000392073_00204_34827_7490.N1	28-OCT-2008 02:59:06	Bright	39.000	105	6Bet Ari	2.6450	8900.0	78	34827	No
25	GOM_NL__2PRFIN20081028_030118_000000362073_00204_34827_7491.N1	28-OCT-2008 03:01:18	Bright	35.500	58	21Alp And	2.0730	11000.	71	34827	No
26	GOM_NL__2PRFIN20081028_030300_000000382073_00204_34827_7492.N1	28-OCT-2008 03:03:00	Bright	37.500	53	43Bet And	2.0480	3300.0	75	34827	No
27	GOM_NL__2PRFIN20081028_030540_000000422073_00204_34827_7493.N1	28-OCT-2008 03:05:40	Bright	42.000	73	57Gam1And	2.2600	13100.	84	34827	No
28	GOM_NL__2PRFIN20081028_030850_000000342073_00204_34827_7494.N1	28-OCT-2008 03:08:50	Bright	34.000	68	18Alp Cas	2.2250	4500.0	68	34827	No
29	GOM_NL__2PRFIN20081028_031004_000000352073_00204_34827_7495.N1	28-OCT-2008 03:10:04	Bright	35.000	76	27Gam Cas	2.3000	30000.	70	34827	No
30	GOM_NL__2PRFIN20081028_031806_000000342073_00204_34827_7496.N1	28-OCT-2008 03:18:06	Bright	34.000	49	1Alp UMi	1.9900	6300.0	68	34827	No
31	GOM_NL__2PRFIN20081028_032618_000000402073_00204_34827_7497.N1	28-OCT-2008 03:26:18	Bright	40.000	36	50Alp UMa	1.8000	6300.0	80	34827	No
32	GOM_NL__2PRFIN20081028_032743_000000352073_00204_34827_7498.N1	28-OCT-2008 03:27:43	Bright	34.500	32	77Eps UMa	1.7630	11000.	69	34827	No
33	GOM_NL__2PRFIN20081028_033131_000000552073_00204_34827_7499.N1	28-OCT-2008 03:31:31	Bright	55.000	174	52Psi UMa	3.0040	4400.0	110	34827	No
34	GOM_NL__2PRFIN20081028_033843_000000372073_00204_34827_7500.N1	28-OCT-2008 03:38:43	Bright	36.500	96	68Del Leo	2.5600	9300.0	73	34827	No
35	GOM_NL__2PRFIN20081028_035827_000000382073_00204_34827_7501.N1	28-OCT-2008 03:58:27	Dark	38.000	113	Mu Vel	2.6920	5000.0	76	34827	No
36	GOM_NL__2PRFIN20081028_040451_000000392073_00205_34828_7518.N1	28-OCT-2008 04:04:51	Dark	38.500	29	Bet Car	1.6720	10200.	77	34828	No
37	GOM_NL__2PRFIN20081028_042022_000000432073_00205_34828_7519.N1	28-OCT-2008 04:20:22	Straylight	42.500	157	The1Eri	2.9060	9300.0	85	34828	No
38	GOM_NL__2PRFIN20081028_043942_000000392073_00205_34828_7520.N1	28-OCT-2008 04:39:42	Bright	39.000	105	6Bet Ari	2.6450	8900.0	78	34828	No
39	GOM_NL__2PRFIN20081028_044155_000000362073_00205_34828_7521.N1	28-OCT-2008 04:41:55	Bright	36.000	58	21Alp And	2.0730	11000.	72	34828	No
40	GOM_NL__2PRFIN20081028_044336_000000392073_00205_34828_7522.N1	28-OCT-2008 04:43:36	Bright	38.500	53	43Bet And	2.0480	3300.0	77	34828	No
41	GOM_NL__2PRFIN20081028_044615_000000392073_00205_34828_7523.N1	28-OCT-2008 04:46:15	Bright	38.500	73	57Gam1And	2.2600	13100.	77	34828	No
42	GOM_NL__2PRFIN20081028_044926_000000352073_00205_34828_7524.N1	28-OCT-2008 04:49:26	Bright	34.500	68	18Alp Cas	2.2250	4500.0	69	34828	No

43	GOM_NL__2PRFIN20081028_045040_000000362073_00205_34828_7525.N1	28-OCT-2008 04:50:40	Bright	36.000	76	27Gam Cas	2.3000	30000.	72	34828	No
44	GOM_NL__2PRFIN20081028_045842_000000362073_00205_34828_7526.N1	28-OCT-2008 04:58:42	Bright	36.000	49	1Alp UMi	1.9900	6300.0	72	34828	No
45	GOM_NL__2PRFIN20081028_050654_000000372073_00205_34828_7527.N1	28-OCT-2008 05:06:54	Bright	37.000	36	50Alp UMa	1.8000	6300.0	74	34828	No
46	GOM_NL__2PRFIN20081028_050819_000000362073_00205_34828_7528.N1	28-OCT-2008 05:08:19	Bright	35.500	32	77Eps UMa	1.7630	11000.	71	34828	No
47	GOM_NL__2PRFIN20081028_051207_000000362073_00205_34828_7529.N1	28-OCT-2008 05:12:07	Bright	36.000	174	52Psi UMa	3.0040	4400.0	72	34828	No
48	GOM_NL__2PRFIN20081028_051919_000000372073_00205_34828_7530.N1	28-OCT-2008 05:19:19	Bright	36.500	96	68Del Leo	2.5600	9300.0	73	34828	No
49	GOM_NL__2PRFIN20081028_053903_000000412073_00205_34828_7531.N1	28-OCT-2008 05:39:03	Dark	40.500	113	Mu Vel	2.6920	5000.0	81	34828	No
50	GOM_NL__2PRFIN20081028_054239_000000402073_00206_34829_7513.N1	28-OCT-2008 05:42:39	Dark	40.000	91	Kap Vel	2.4900	26000.	80	34829	No
51	GOM_NL__2PRFIN20081028_054527_000000382073_00206_34829_7514.N1	28-OCT-2008 05:45:27	Dark	38.000	29	Bet Car	1.6720	10200.	76	34829	No
52	GOM_NL__2PRFIN20081028_060058_000000412073_00206_34829_7515.N1	28-OCT-2008 06:00:58	Straylight	41.000	157	The1Eri	2.9060	9300.0	82	34829	No
53	GOM_NL__2PRFIN20081028_062017_000000402073_00206_34829_7516.N1	28-OCT-2008 06:20:17	Bright	40.000	105	6Bet Ari	2.6450	8900.0	80	34829	No
54	GOM_NL__2PRFIN20081028_062231_000000342073_00206_34829_7517.N1	28-OCT-2008 06:22:31	Bright	34.000	58	21Alp And	2.0730	11000.	68	34829	No
55	GOM_NL__2PRFIN20081028_062412_000000392073_00206_34829_7518.N1	28-OCT-2008 06:24:12	Bright	38.500	53	43Bet And	2.0480	3300.0	77	34829	No
56	GOM_NL__2PRFIN20081028_062651_000000412073_00206_34829_7519.N1	28-OCT-2008 06:26:51	Bright	40.500	73	57Gam1And	2.2600	13100.	81	34829	No
57	GOM_NL__2PRFIN20081028_063002_000000362073_00206_34829_7520.N1	28-OCT-2008 06:30:02	Bright	36.000	68	18Alp Cas	2.2250	4500.0	72	34829	No
58	GOM_NL__2PRFIN20081028_063116_000000362073_00206_34829_7521.N1	28-OCT-2008 06:31:16	Bright	36.000	76	27Gam Cas	2.3000	30000.	72	34829	No
59	GOM_NL__2PRFIN20081028_063918_000000362073_00206_34829_7522.N1	28-OCT-2008 06:39:18	Bright	36.000	49	1Alp UMi	1.9900	6300.0	72	34829	No
60	GOM_NL__2PRFIN20081028_064730_000000392073_00206_34829_7523.N1	28-OCT-2008 06:47:30	Bright	38.500	36	50Alp UMa	1.8000	6300.0	77	34829	No
61	GOM_NL__2PRFIN20081028_064855_000000352073_00206_34829_7524.N1	28-OCT-2008 06:48:55	Bright	35.000	32	77Eps UMa	1.7630	11000.	70	34829	No
62	GOM_NL__2PRFIN20081028_065243_000000382073_00206_34829_7525.N1	28-OCT-2008 06:52:43	Bright	37.500	174	52Psi UMa	3.0040	4400.0	75	34829	No
63	GOM_NL__2PRFIN20081028_065955_000000382073_00206_34829_7526.N1	28-OCT-2008 06:59:55	Bright	37.500	96	68Del Leo	2.5600	9300.0	75	34829	No
64	GOM_NL__2PRFIN20081028_071939_000000392073_00206_34829_7527.N1	28-OCT-2008 07:19:39	Dark	38.500	113	Mu Vel	2.6920	5000.0	77	34829	No
65	GOM_NL__2PRFIN20081028_072316_000000392073_00207_34830_7545.N1	28-OCT-2008 07:23:16	Dark	39.000	91	Kap Vel	2.4900	26000.	78	34830	No
66	GOM_NL__2PRFIN20081028_072604_000000382073_00207_34830_7546.N1	28-OCT-2008 07:26:04	Dark	37.500	29	Bet Car	1.6720	10200.	75	34830	No
67	GOM_NL__2PRFIN20081028_074134_000000412073_00207_34830_7547.N1	28-OCT-2008 07:41:34	Straylight	41.000	157	The1Eri	2.9060	9300.0	82	34830	No
68	GOM_NL__2PRFIN20081028_080053_000000412073_00207_34830_7548.N1	28-OCT-2008 08:00:53	Bright	40.500	105	6Bet Ari	2.6450	8900.0	81	34830	No
69	GOM_NL__2PRFIN20081028_080307_000000342073_00207_34830_7549.N1	28-OCT-2008 08:03:07	Bright	34.000	58	21Alp And	2.0730	11000.	68	34830	No
70	GOM_NL__2PRFIN20081028_080448_000000372073_00207_34830_7550.N1	28-OCT-2008 08:04:48	Bright	37.000	53	43Bet And	2.0480	3300.0	74	34830	No
71	GOM_NL__2PRFIN20081028_080727_000000422073_00207_34830_7551.N1	28-OCT-2008 08:07:27	Bright	41.500	73	57Gam1And	2.2600	13100.	83	34830	No
72	GOM_NL__2PRFIN20081028_081038_000000362073_00207_34830_7552.N1	28-OCT-2008 08:10:38	Bright	36.000	68	18Alp Cas	2.2250	4500.0	72	34830	No
73	GOM_NL__2PRFIN20081028_081152_000000352073_00207_34830_7553.N1	28-OCT-2008 08:11:52	Bright	35.000	76	27Gam Cas	2.3000	30000.	70	34830	No
74	GOM_NL__2PRFIN20081028_081954_000000372073_00207_34830_7554.N1	28-OCT-2008 08:19:54	Bright	36.500	49	1Alp UMi	1.9900	6300.0	73	34830	No
75	GOM_NL__2PRFIN20081028_082806_000000392073_00207_34830_7555.N1	28-OCT-2008 08:28:06	Bright	38.500	36	50Alp UMa	1.8000	6300.0	77	34830	No
76	GOM_NL__2PRFIN20081028_082931_000000352073_00207_34830_7556.N1	28-OCT-2008 08:29:31	Bright	35.000	32	77Eps UMa	1.7630	11000.	70	34830	No
77	GOM_NL__2PRFIN20081028_083319_000000362073_00207_34830_7557.N1	28-OCT-2008 08:33:19	Bright	36.000	174	52Psi UMa	3.0040	4400.0	72	34830	No
78	GOM_NL__2PRFIN20081028_084031_000000372073_00207_34830_7558.N1	28-OCT-2008 08:40:31	Bright	36.500	96	68Del Leo	2.5600	9300.0	73	34830	No
79	GOM_NL__2PRFIN20081028_090016_000000402073_00207_34830_7559.N1	28-OCT-2008 09:00:16	Dark	39.500	113	Mu Vel	2.6920	5000.0	79	34830	No
80	GOM_NL__2PRFIN20081028_090226_000000502073_00207_34830_7560.N1	28-OCT-2008 09:02:26	Dark	49.500	65	Lam Vel	2.2040	4400.0	99	34830	No
81	GOM_NL__2PRFIN20081028_090352_000000382073_00208_34831_7559.N1	28-OCT-2008 09:03:52	Dark	38.000	91	Kap Vel	2.4900	26000.	76	34831	No
82	GOM_NL__2PRFIN20081028_090640_000000402073_00208_34831_7560.N1	28-OCT-2008 09:06:40	Dark	39.500	29	Bet Car	1.6720	10200.	79	34831	No
83	GOM_NL__2PRFIN20081028_092210_000000412073_00208_34831_7561.N1	28-OCT-2008 09:22:10	Straylight	41.000	157	The1Eri	2.9060	9300.0	82	34831	No
84	GOM_NL__2PRFIN20081028_094129_000000402073_00208_34831_7562.N1	28-OCT-2008 09:41:29	Bright	39.500	105	6Bet Ari	2.6450	8900.0	79	34831	No
85	GOM_NL__2PRFIN20081028_094343_000000352073_00208_34831_7563.N1	28-OCT-2008 09:43:43	Bright	35.000	58	21Alp And	2.0730	11000.	70	34831	No
86	GOM_NL__2PRFIN20081028_094524_000000382073_00208_34831_7564.N1	28-OCT-2008 09:45:24	Bright	37.500	53	43Bet And	2.0480	3300.0	75	34831	No
87	GOM_NL__2PRFIN20081028_094802_000000392073_00208_34831_7565.N1	28-OCT-2008 09:48:02	Bright	39.000	73	57Gam1And	2.2600	13100.	78	34831	No
88	GOM_NL__2PRFIN20081028_095114_000000362073_00208_34831_7566.N1	28-OCT-2008 09:51:14	Bright	35.500	68	18Alp Cas	2.2250	4500.0	71	34831	No
89	GOM_NL__2PRFIN20081028_095228_000000352073_00208_34831_7567.N1	28-OCT-2008 09:52:28	Bright	35.000	76	27Gam Cas	2.3000	30000.	70	34831	No
90	GOM_NL__2PRFIN20081028_100030_000000362073_00208_34831_7568.N1	28-OCT-2008 10:00:30	Bright	36.000	49	1Alp UMi	1.9900	6300.0	72	34831	No
91	GOM_NL__2PRFIN20081028_100842_000000362073_00208_34831_7569.N1	28-OCT-2008 10:08:42	Bright	35.500	36	50Alp UMa	1.8000	6300.0	71	34831	No
92	GOM_NL__2PRFIN20081028_101007_000000352073_00208_34831_7570.N1	28-OCT-2008 10:10:07	Bright	34.500	32	77Eps UMa	1.7630	11000.	69	34831	No
93	GOM_NL__2PRFIN20081028_101354_000000392073_00208_34831_7571.N1	28-OCT-2008 10:13:54	Bright	39.000	174	52Psi UMa	3.0040	4400.0	78	34831	No
94	GOM_NL__2PRFIN20081028_102107_000000372073_00208_34831_7572.N1	28-OCT-2008 10:21:07	Bright	36.500	96	68Del Leo	2.5600	9300.0	73	34831	No
95	GOM_NL__2PRFIN20081028_104052_000000422073_00208_34831_7573.N1	28-OCT-2008 10:40:52	Dark	41.500	113	Mu Vel	2.6920	5000.0	83	34831	No
96	GOM_NL__2PRFIN20081028_104303_000000482073_00208_34831_7574.N1	28-OCT-2008 10:43:03	Dark	48.000	65	Lam Vel	2.2040	4400.0	96	34831	No
97	GOM_NL__2PRFIN20081028_104428_000000392073_00209_34832_7572.N1	28-OCT-2008 10:44:28	Dark	38.500	91	Kap Vel	2.4900	26000.	77	34832	No
98	GOM_NL__2PRFIN20081028_104716_000000372073_00209_34832_7573.N1	28-OCT-2008 10:47:16	Dark	37.000	29	Bet Car	1.6720	10200.	74	34832	No
99	GOM_NL__2PRFIN20081028_110247_000000412073_00209_34832_7574.N1	28-OCT-2008 11:02:47	Straylight	40.500	157	The1Eri	2.9060	9300.0	81	34832	No
100	GOM_NL__2PRFIN20081028_112204_000000392073_00209_34832_7575.N1	28-OCT-2008 11:22:04	Bright	38.500	105	6Bet Ari	2.6450	8900.0	77	34832	No
101	GOM_NL__2PRFIN20081028_112419_000000362073_00209_34832_7576.N1	28-OCT-2008 11:24:19	Bright	36.000	58	21Alp And	2.0730	11000.	72	34832	No

102	GOM_NL__2PRFIN20081028_112559_000000362073_00209_34832_7577.N1	28-OCT-2008 11:25:59	Bright	36.000	53	43Bet And	2.0480	3300.0	72	34832	No
103	GOM_NL__2PRFIN20081028_112838_000000382073_00209_34832_7578.N1	28-OCT-2008 11:28:38	Bright	38.000	73	57Gam1And	2.2600	13100.	76	34832	No
104	GOM_NL__2PRFIN20081028_113150_000000372073_00209_34832_7579.N1	28-OCT-2008 11:31:50	Bright	36.500	68	18Alp Cas	2.2250	4500.0	73	34832	No
105	GOM_NL__2PRFIN20081028_113303_000000362073_00209_34832_7580.N1	28-OCT-2008 11:33:03	Bright	36.000	76	27Gam Cas	2.3000	30000.	72	34832	No
106	GOM_NL__2PRFIN20081028_114106_000000362073_00209_34832_7581.N1	28-OCT-2008 11:41:06	Bright	36.000	49	1Alp UMi	1.9900	6300.0	72	34832	No
107	GOM_NL__2PRFIN20081028_114918_000000392073_00209_34832_7582.N1	28-OCT-2008 11:49:18	Bright	38.500	36	50Alp UMa	1.8000	6300.0	77	34832	No
108	GOM_NL__2PRFIN20081028_115043_000000522073_00209_34832_7583.N1	28-OCT-2008 11:50:43	Bright	52.000	32	77Eps UMa	1.7630	11000.	104	34832	No
109	GOM_NL__2PRFIN20081028_115430_000000392073_00209_34832_7584.N1	28-OCT-2008 11:54:30	Bright	38.500	174	52Psi UMa	3.0040	4400.0	77	34832	No
110	GOM_NL__2PRFIN20081028_120143_000000362073_00209_34832_7585.N1	28-OCT-2008 12:01:43	Bright	35.500	96	68Del Leo	2.5600	9300.0	71	34832	No
111	GOM_NL__2PRFIN20081028_122128_000000392073_00209_34832_7586.N1	28-OCT-2008 12:21:28	Dark	39.000	113	Mu Vel	2.6920	5000.0	78	34832	No
112	GOM_NL__2PRFIN20081028_122340_000000502073_00209_34832_7587.N1	28-OCT-2008 12:23:40	Dark	49.500	65	Lam Vel	2.2040	4400.0	99	34832	No
113	GOM_NL__2PRFIN20081028_122505_000000392073_00210_34833_7584.N1	28-OCT-2008 12:25:05	Dark	39.000	91	Kap Vel	2.4900	26000.	78	34833	No
114	GOM_NL__2PRFIN20081028_122752_000000362073_00210_34833_7585.N1	28-OCT-2008 12:27:52	Dark	35.500	29	Bet Car	1.6720	10200.	71	34833	No
115	GOM_NL__2PRFIN20081028_124323_000000392073_00210_34833_7586.N1	28-OCT-2008 12:43:23	Straylight	38.500	157	The1Eri	2.9060	9300.0	77	34833	No
116	GOM_NL__2PRFIN20081028_130240_000000402073_00210_34833_7587.N1	28-OCT-2008 13:02:40	Bright	39.500	105	6Bet Ari	2.6450	8900.0	79	34833	No
117	GOM_NL__2PRFIN20081028_130455_000000352073_00210_34833_7588.N1	28-OCT-2008 13:04:55	Bright	35.000	58	21Alp And	2.0730	11000.	70	34833	No
118	GOM_NL__2PRFIN20081028_130635_000000372073_00210_34833_7589.N1	28-OCT-2008 13:06:35	Bright	36.500	53	43Bet And	2.0480	3300.0	73	34833	No
119	GOM_NL__2PRFIN20081028_130913_000000402073_00210_34833_7590.N1	28-OCT-2008 13:09:13	Bright	40.000	73	57Gam1And	2.2600	13100.	80	34833	No
120	GOM_NL__2PRFIN20081028_131225_000000362073_00210_34833_7591.N1	28-OCT-2008 13:12:25	Bright	36.000	68	18Alp Cas	2.2250	4500.0	72	34833	No
121	GOM_NL__2PRFIN20081028_131339_000000362073_00210_34833_7592.N1	28-OCT-2008 13:13:39	Bright	35.500	76	27Gam Cas	2.3000	30000.	71	34833	No
122	GOM_NL__2PRFIN20081028_132142_000000362073_00210_34833_7593.N1	28-OCT-2008 13:21:42	Bright	35.500	49	1Alp UMi	1.9900	6300.0	71	34833	No
123	GOM_NL__2PRFIN20081028_132953_000000392073_00210_34833_7594.N1	28-OCT-2008 13:29:53	Bright	39.000	36	50Alp UMa	1.8000	6300.0	78	34833	No
124	GOM_NL__2PRFIN20081028_133119_000000342073_00210_34833_7595.N1	28-OCT-2008 13:31:19	Bright	34.000	32	77Eps UMa	1.7630	11000.	68	34833	No
125	GOM_NL__2PRFIN20081028_133506_000000372073_00210_34833_7596.N1	28-OCT-2008 13:35:06	Bright	37.000	174	52Psi UMa	3.0040	4400.0	74	34833	No
126	GOM_NL__2PRFIN20081028_134220_000000562073_00210_34833_7597.N1	28-OCT-2008 13:42:20	Bright	56.000	96	68Del Leo	2.5600	9300.0	112	34833	No
127	GOM_NL__2PRFIN20081028_140204_000000382073_00210_34833_7598.N1	28-OCT-2008 14:02:04	Dark	38.000	113	Mu Vel	2.6920	5000.0	76	34833	No
128	GOM_NL__2PRFIN20081028_140416_000000452073_00210_34833_7599.N1	28-OCT-2008 14:04:16	Dark	44.500	65	Lam Vel	2.2040	4400.0	89	34833	No
129	GOM_NL__2PRFIN20081028_140541_000000382073_00211_34834_7595.N1	28-OCT-2008 14:05:41	Dark	38.000	91	Kap Vel	2.4900	26000.	76	34834	No
130	GOM_NL__2PRFIN20081028_140828_000000382073_00211_34834_7596.N1	28-OCT-2008 14:08:28	Dark	38.000	29	Bet Car	1.6720	10200.	76	34834	No
131	GOM_NL__2PRFIN20081028_142359_000000402073_00211_34834_7597.N1	28-OCT-2008 14:23:59	Straylight	39.500	157	The1Eri	2.9060	9300.0	79	34834	No
132	GOM_NL__2PRFIN20081028_144316_000000392073_00211_34834_7598.N1	28-OCT-2008 14:43:16	Bright	38.500	105	6Bet Ari	2.6450	8900.0	77	34834	No
133	GOM_NL__2PRFIN20081028_144531_000000362073_00211_34834_7599.N1	28-OCT-2008 14:45:31	Bright	36.000	58	21Alp And	2.0730	11000.	72	34834	No
134	GOM_NL__2PRFIN20081028_144711_000000362073_00211_34834_7600.N1	28-OCT-2008 14:47:11	Bright	36.000	53	43Bet And	2.0480	3300.0	72	34834	No
135	GOM_NL__2PRFIN20081028_144949_000000402073_00211_34834_7601.N1	28-OCT-2008 14:49:49	Bright	40.000	73	57Gam1And	2.2600	13100.	80	34834	No
136	GOM_NL__2PRFIN20081028_145301_000000362073_00211_34834_7602.N1	28-OCT-2008 14:53:01	Bright	35.500	68	18Alp Cas	2.2250	4500.0	71	34834	No
137	GOM_NL__2PRFIN20081028_145415_000000372073_00211_34834_7603.N1	28-OCT-2008 14:54:15	Bright	36.500	76	27Gam Cas	2.3000	30000.	73	34834	No
138	GOM_NL__2PRFIN20081028_150218_000000352073_00211_34834_7604.N1	28-OCT-2008 15:02:18	Bright	35.000	49	1Alp UMi	1.9900	6300.0	70	34834	No
139	GOM_NL__2PRFIN20081028_151029_000000392073_00211_34834_7605.N1	28-OCT-2008 15:10:29	Bright	38.500	36	50Alp UMa	1.8000	6300.0	77	34834	No
140	GOM_NL__2PRFIN20081028_151155_000000362073_00211_34834_7606.N1	28-OCT-2008 15:11:55	Bright	36.000	32	77Eps UMa	1.7630	11000.	72	34834	No
141	GOM_NL__2PRFIN20081028_151542_000000352073_00211_34834_7607.N1	28-OCT-2008 15:15:42	Bright	35.000	174	52Psi UMa	3.0040	4400.0	70	34834	No
142	GOM_NL__2PRFIN20081028_152256_000000422073_00211_34834_7608.N1	28-OCT-2008 15:22:56	Bright	42.000	96	68Del Leo	2.5600	9300.0	84	34834	No
143	GOM_NL__2PRFIN20081028_154241_000000382073_00211_34834_7609.N1	28-OCT-2008 15:42:41	Dark	38.000	113	Mu Vel	2.6920	5000.0	76	34834	No
144	GOM_NL__2PRFIN20081028_154453_000000442073_00211_34834_7610.N1	28-OCT-2008 15:44:53	Dark	44.000	65	Lam Vel	2.2040	4400.0	88	34834	No
145	GOM_NL__2PRFIN20081028_154618_000000392073_00212_34835_7615.N1	28-OCT-2008 15:46:18	Dark	39.000	91	Kap Vel	2.4900	26000.	78	34835	No
146	GOM_NL__2PRFIN20081028_154904_000000382073_00212_34835_7616.N1	28-OCT-2008 15:49:04	Dark	37.500	29	Bet Car	1.6720	10200.	75	34835	No
147	GOM_NL__2PRFIN20081028_160435_000000412073_00212_34835_7617.N1	28-OCT-2008 16:04:35	Straylight	41.000	157	The1Eri	2.9060	9300.0	82	34835	No
148	GOM_NL__2PRFIN20081028_162352_000000402073_00212_34835_7618.N1	28-OCT-2008 16:23:52	Bright	39.500	105	6Bet Ari	2.6450	8900.0	79	34835	No
149	GOM_NL__2PRFIN20081028_162607_000000352073_00212_34835_7619.N1	28-OCT-2008 16:26:07	Bright	35.000	58	21Alp And	2.0730	11000.	70	34835	No
150	GOM_NL__2PRFIN20081028_162747_000000382073_00212_34835_7620.N1	28-OCT-2008 16:27:47	Bright	38.000	53	43Bet And	2.0480	3300.0	76	34835	No
151	GOM_NL__2PRFIN20081028_163024_000000412073_00212_34835_7621.N1	28-OCT-2008 16:30:24	Bright	41.000	73	57Gam1And	2.2600	13100.	82	34835	No
152	GOM_NL__2PRFIN20081028_163337_000000372073_00212_34835_7622.N1	28-OCT-2008 16:33:37	Bright	36.500	68	18Alp Cas	2.2250	4500.0	73	34835	No
153	GOM_NL__2PRFIN20081028_163451_000000362073_00212_34835_7623.N1	28-OCT-2008 16:34:51	Bright	36.000	76	27Gam Cas	2.3000	30000.	72	34835	No
154	GOM_NL__2PRFIN20081028_164254_000000372073_00212_34835_7624.N1	28-OCT-2008 16:42:54	Bright	36.500	49	1Alp UMi	1.9900	6300.0	73	34835	No
155	GOM_NL__2PRFIN20081028_165105_000000402073_00212_34835_7625.N1	28-OCT-2008 16:51:05	Bright	39.500	36	50Alp UMa	1.8000	6300.0	79	34835	No
156	GOM_NL__2PRFIN20081028_165231_000000362073_00212_34835_7626.N1	28-OCT-2008 16:52:31	Bright	36.000	32	77Eps UMa	1.7630	11000.	72	34835	No
157	GOM_NL__2PRFIN20081028_165618_000000372073_00212_34835_7627.N1	28-OCT-2008 16:56:18	Bright	36.500	174	52Psi UMa	3.0040	4400.0	73	34835	No
158	GOM_NL__2PRFIN20081028_170332_000000382073_00212_34835_7628.N1	28-OCT-2008 17:03:32	Bright	37.500	96	68Del Leo	2.5600	9300.0	75	34835	No
159	GOM_NL__2PRFIN20081028_172317_000000402073_00212_34835_7629.N1	28-OCT-2008 17:23:17	Dark	40.000	113	Mu Vel	2.6920	5000.0	80	34835	No
160	GOM_NL__2PRFIN20081028_172530_000000432073_00212_34835_7630.N1	28-OCT-2008 17:25:30	Dark	42.500	65	Lam Vel	2.2040	4400.0	85	34835	No

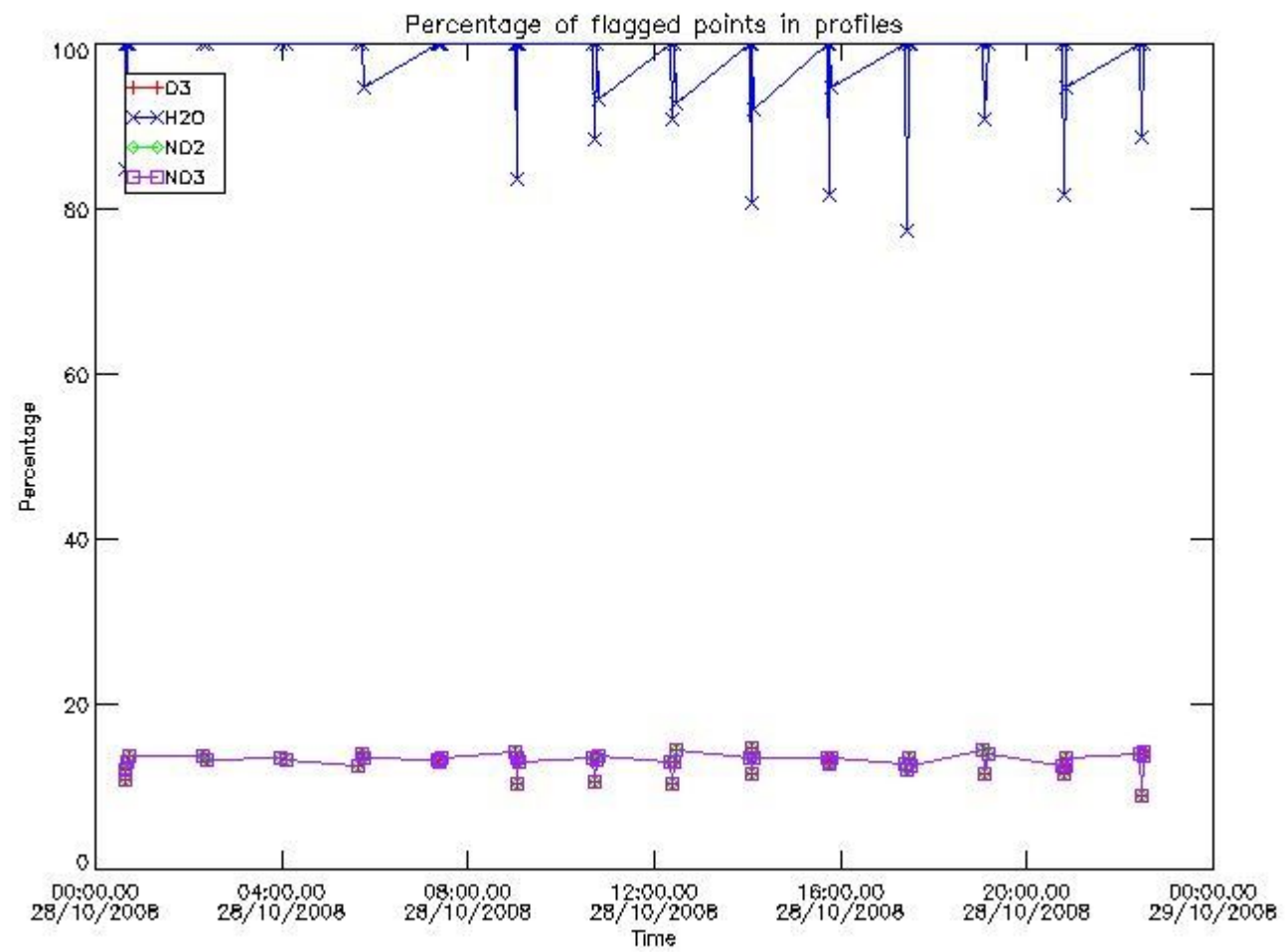
161	GOM_NL__2PRFIN20081028_172654_000000382073_00213_34836_7629.N1	28-OCT-2008 17:26:54	Dark	38.000	91	Kap Vel	2.4900	26000.	76	34836	No
162	GOM_NL__2PRFIN20081028_172941_000000412073_00213_34836_7630.N1	28-OCT-2008 17:29:41	Dark	40.500	29	Bet Car	1.6720	10200.	81	34836	No
163	GOM_NL__2PRFIN20081028_174512_000000422073_00213_34836_7631.N1	28-OCT-2008 17:45:12	Straylight	41.500	157	The1Eri	2.9060	9300.0	83	34836	No
164	GOM_NL__2PRFIN20081028_180427_000000412073_00213_34836_7632.N1	28-OCT-2008 18:04:27	Bright	40.500	105	6Bet Ari	2.6450	8900.0	81	34836	No
165	GOM_NL__2PRFIN20081028_180643_000000362073_00213_34836_7633.N1	28-OCT-2008 18:06:43	Bright	36.000	58	21Alp And	2.0730	11000.	72	34836	No
166	GOM_NL__2PRFIN20081028_180823_000000362073_00213_34836_7634.N1	28-OCT-2008 18:08:23	Bright	36.000	53	43Bet And	2.0480	3300.0	72	34836	No
167	GOM_NL__2PRFIN20081028_181100_000000412073_00213_34836_7635.N1	28-OCT-2008 18:11:00	Bright	40.500	73	57Gam1And	2.2600	13100.	81	34836	No
168	GOM_NL__2PRFIN20081028_181413_000000382073_00213_34836_7636.N1	28-OCT-2008 18:14:13	Bright	37.500	68	18Alp Cas	2.2250	4500.0	75	34836	No
169	GOM_NL__2PRFIN20081028_181527_000000362073_00213_34836_7637.N1	28-OCT-2008 18:15:27	Bright	36.000	76	27Gam Cas	2.3000	30000.	72	34836	No
170	GOM_NL__2PRFIN20081028_182330_000000362073_00213_34836_7638.N1	28-OCT-2008 18:23:30	Bright	35.500	49	1Alp UMi	1.9900	6300.0	71	34836	No
171	GOM_NL__2PRFIN20081028_183141_000000352073_00213_34836_7639.N1	28-OCT-2008 18:31:41	Bright	35.000	36	50Alp UMa	1.8000	6300.0	70	34836	No
172	GOM_NL__2PRFIN20081028_183307_000000332073_00213_34836_7640.N1	28-OCT-2008 18:33:07	Bright	33.000	32	77Eps UMa	1.7630	11000.	66	34836	No
173	GOM_NL__2PRFIN20081028_183654_000000372073_00213_34836_7641.N1	28-OCT-2008 18:36:54	Bright	37.000	174	52Psi UMa	3.0040	4400.0	74	34836	No
174	GOM_NL__2PRFIN20081028_184408_000000442073_00213_34836_7642.N1	28-OCT-2008 18:44:08	Bright	43.500	96	68Del Leo	2.5600	9300.0	87	34836	No
175	GOM_NL__2PRFIN20081028_190353_000000392073_00213_34836_7643.N1	28-OCT-2008 19:03:53	Dark	39.000	113	Mu Vel	2.6920	5000.0	78	34836	No
176	GOM_NL__2PRFIN20081028_190607_000000442073_00213_34836_7644.N1	28-OCT-2008 19:06:07	Dark	44.000	65	Lam Vel	2.2040	4400.0	88	34836	No
177	GOM_NL__2PRFIN20081028_191017_000000372073_00214_34837_7641.N1	28-OCT-2008 19:10:17	Dark	36.500	29	Bet Car	1.6720	10200.	73	34837	No
178	GOM_NL__2PRFIN20081028_192548_000000432073_00214_34837_7642.N1	28-OCT-2008 19:25:48	Straylight	42.500	157	The1Eri	2.9060	9300.0	85	34837	No
179	GOM_NL__2PRFIN20081028_194503_000000402073_00214_34837_7643.N1	28-OCT-2008 19:45:03	Bright	40.000	105	6Bet Ari	2.6450	8900.0	80	34837	No
180	GOM_NL__2PRFIN20081028_194720_000000362073_00214_34837_7644.N1	28-OCT-2008 19:47:20	Bright	35.500	58	21Alp And	2.0730	11000.	71	34837	No
181	GOM_NL__2PRFIN20081028_194859_000000372073_00214_34837_7645.N1	28-OCT-2008 19:48:59	Bright	37.000	53	43Bet And	2.0480	3300.0	74	34837	No
182	GOM_NL__2PRFIN20081028_195136_000000422073_00214_34837_7646.N1	28-OCT-2008 19:51:36	Bright	41.500	73	57Gam1And	2.2600	13100.	83	34837	No
183	GOM_NL__2PRFIN20081028_195449_000000342073_00214_34837_7647.N1	28-OCT-2008 19:54:49	Bright	34.000	68	18Alp Cas	2.2250	4500.0	68	34837	No
184	GOM_NL__2PRFIN20081028_195603_000000342073_00214_34837_7648.N1	28-OCT-2008 19:56:03	Bright	34.000	76	27Gam Cas	2.3000	30000.	68	34837	No
185	GOM_NL__2PRFIN20081028_200406_000000372073_00214_34837_7649.N1	28-OCT-2008 20:04:06	Bright	36.500	49	1Alp UMi	1.9900	6300.0	73	34837	No
186	GOM_NL__2PRFIN20081028_201217_000000362073_00214_34837_7650.N1	28-OCT-2008 20:12:17	Bright	35.500	36	50Alp UMa	1.8000	6300.0	71	34837	No
187	GOM_NL__2PRFIN20081028_201344_000000342073_00214_34837_7651.N1	28-OCT-2008 20:13:44	Bright	34.000	32	77Eps UMa	1.7630	11000.	68	34837	No
188	GOM_NL__2PRFIN20081028_201730_000000372073_00214_34837_7652.N1	28-OCT-2008 20:17:30	Bright	37.000	174	52Psi UMa	3.0040	4400.0	74	34837	No
189	GOM_NL__2PRFIN20081028_202444_000000562073_00214_34837_7653.N1	28-OCT-2008 20:24:44	Bright	56.000	96	68Del Leo	2.5600	9300.0	112	34837	No
190	GOM_NL__2PRFIN20081028_204430_000000412073_00214_34837_7654.N1	28-OCT-2008 20:44:30	Dark	40.500	113	Mu Vel	2.6920	5000.0	81	34837	No
191	GOM_NL__2PRFIN20081028_204643_000000442073_00214_34837_7655.N1	28-OCT-2008 20:46:43	Dark	44.000	65	Lam Vel	2.2040	4400.0	88	34837	No
192	GOM_NL__2PRFIN20081028_204926_000000412073_00215_34838_7654.N1	28-OCT-2008 20:49:26	Dark	40.500	46	Del Vel	1.9540	10600.	81	34838	No
193	GOM_NL__2PRFIN20081028_205053_000000382073_00215_34838_7655.N1	28-OCT-2008 20:50:53	Dark	37.500	29	Bet Car	1.6720	10200.	75	34838	No
194	GOM_NL__2PRFIN20081028_210624_000000412073_00215_34838_7656.N1	28-OCT-2008 21:06:24	Straylight	41.000	157	The1Eri	2.9060	9300.0	82	34838	No
195	GOM_NL__2PRFIN20081028_212539_000000392073_00215_34838_7657.N1	28-OCT-2008 21:25:39	Bright	39.000	105	6Bet Ari	2.6450	8900.0	78	34838	No
196	GOM_NL__2PRFIN20081028_212756_000000392073_00215_34838_7658.N1	28-OCT-2008 21:27:56	Bright	39.000	58	21Alp And	2.0730	11000.	78	34838	No
197	GOM_NL__2PRFIN20081028_212934_000000372073_00215_34838_7659.N1	28-OCT-2008 21:29:34	Bright	36.500	53	43Bet And	2.0480	3300.0	73	34838	No
198	GOM_NL__2PRFIN20081028_213211_000000412073_00215_34838_7660.N1	28-OCT-2008 21:32:11	Bright	40.500	73	57Gam1And	2.2600	13100.	81	34838	No
199	GOM_NL__2PRFIN20081028_213525_000000372073_00215_34838_7661.N1	28-OCT-2008 21:35:25	Bright	37.000	68	18Alp Cas	2.2250	4500.0	74	34838	No
200	GOM_NL__2PRFIN20081028_213638_000000362073_00215_34838_7662.N1	28-OCT-2008 21:36:38	Bright	35.500	76	27Gam Cas	2.3000	30000.	71	34838	No
201	GOM_NL__2PRFIN20081028_214441_000000362073_00215_34838_7663.N1	28-OCT-2008 21:44:41	Bright	36.000	49	1Alp UMi	1.9900	6300.0	72	34838	No
202	GOM_NL__2PRFIN20081028_215253_000000382073_00215_34838_7664.N1	28-OCT-2008 21:52:53	Bright	37.500	36	50Alp UMa	1.8000	6300.0	75	34838	No
203	GOM_NL__2PRFIN20081028_215420_000000482073_00215_34838_7665.N1	28-OCT-2008 21:54:20	Bright	48.000	32	77Eps UMa	1.7630	11000.	96	34838	No
204	GOM_NL__2PRFIN20081028_215806_000000392073_00215_34838_7666.N1	28-OCT-2008 21:58:06	Bright	38.500	174	52Psi UMa	3.0040	4400.0	77	34838	No
205	GOM_NL__2PRFIN20081028_220520_000000372073_00215_34838_7667.N1	28-OCT-2008 22:05:20	Bright	37.000	96	68Del Leo	2.5600	9300.0	74	34838	No
206	GOM_NL__2PRFIN20081028_222506_000000402073_00215_34838_7668.N1	28-OCT-2008 22:25:06	Dark	40.000	113	Mu Vel	2.6920	5000.0	80	34838	No
207	GOM_NL__2PRFIN20081028_222720_000000582073_00215_34838_7669.N1	28-OCT-2008 22:27:20	Dark	57.500	65	Lam Vel	2.2040	4400.0	115	34838	No
208	GOM_NL__2PRFIN20081028_223003_000000412073_00216_34839_7664.N1	28-OCT-2008 22:30:03	Dark	41.000	46	Del Vel	1.9540	10600.	82	34839	No
209	GOM_NL__2PRFIN20081028_223129_000000362073_00216_34839_7665.N1	28-OCT-2008 22:31:29	Dark	36.000	29	Bet Car	1.6720	10200.	72	34839	No
210	GOM_NL__2PRFIN20081028_224701_000000412073_00216_34839_7666.N1	28-OCT-2008 22:47:01	Straylight	40.500	157	The1Eri	2.9060	9300.0	81	34839	No
211	GOM_NL__2PRFIN20081028_230614_000000402073_00216_34839_7667.N1	28-OCT-2008 23:06:14	Bright	39.500	105	6Bet Ari	2.6450	8900.0	79	34839	No
212	GOM_NL__2PRFIN20081028_230832_000000362073_00216_34839_7668.N1	28-OCT-2008 23:08:32	Bright	36.000	58	21Alp And	2.0730	11000.	72	34839	No
213	GOM_NL__2PRFIN20081028_231010_000000382073_00216_34839_7669.N1	28-OCT-2008 23:10:10	Bright	38.000	53	43Bet And	2.0480	3300.0	76	34839	No
214	GOM_NL__2PRFIN20081028_231247_000000412073_00216_34839_7670.N1	28-OCT-2008 23:12:47	Bright	40.500	73	57Gam1And	2.2600	13100.	81	34839	No
215	GOM_NL__2PRFIN20081028_231601_000000362073_00216_34839_7671.N1	28-OCT-2008 23:16:01	Bright	36.000	68	18Alp Cas	2.2250	4500.0	72	34839	No
216	GOM_NL__2PRFIN20081028_231714_000000372073_00216_34839_7672.N1	28-OCT-2008 23:17:14	Bright	36.500	76	27Gam Cas	2.3000	30000.	73	34839	No
217	GOM_NL__2PRFIN20081028_232517_000000362073_00216_34839_7673.N1	28-OCT-2008 23:25:17	Bright	35.500	49	1Alp UMi	1.9900	6300.0	71	34839	No
218	GOM_NL__2PRFIN20081028_233329_000000392073_00216_34839_7674.N1	28-OCT-2008 23:33:29	Bright	38.500	36	50Alp UMa	1.8000	6300.0	77	34839	No
219	GOM_NL__2PRFIN20081028_233456_000000462073_00216_34839_7675.N1	28-OCT-2008 23:34:56	Bright	46.000	32	77Eps UMa	1.7630	11000.	92	34839	No

220	GOM_NL__2PRFIN20081028_233842_000000372073_00216_34839_7676.N1	28-OCT-2008 23:38:42	Bright	36.500	174	52Psi UMa	3.0040	4400.0	73	34839	No
221	GOM_NL__2PRFIN20081028_234556_000000362073_00216_34839_7677.N1	28-OCT-2008 23:45:56	Bright	35.500	96	68Del Leo	2.5600	9300.0	71	34839	No

3. Quality information per product

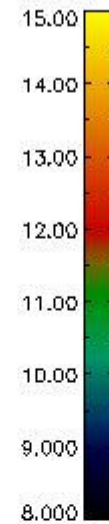
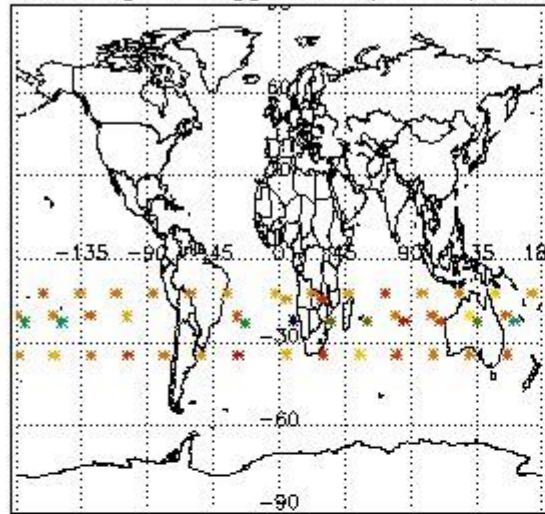
In this section it is plotted some information contained in the Quality Summary data set of the level 2 products. Only products in dark limb conditions and without errors (error flag in the MPH set to "0") are used.

3.1 Plot quality information per product (time dependant)

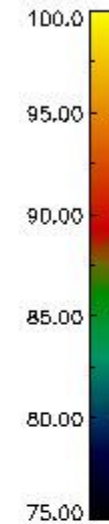
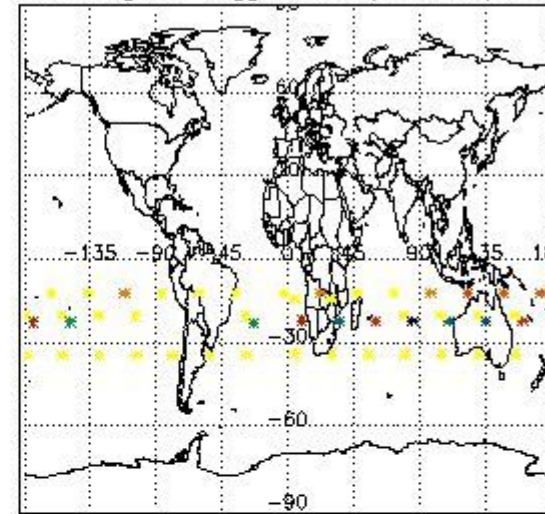


3.2 Plot quality information per product (world map)

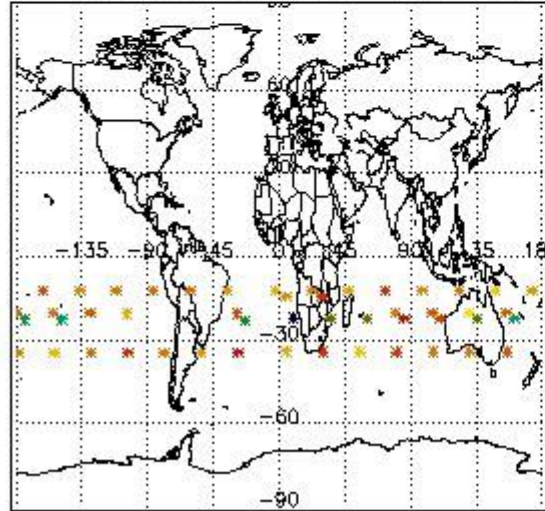
Percentage of flagged data per O3 profile



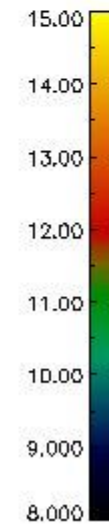
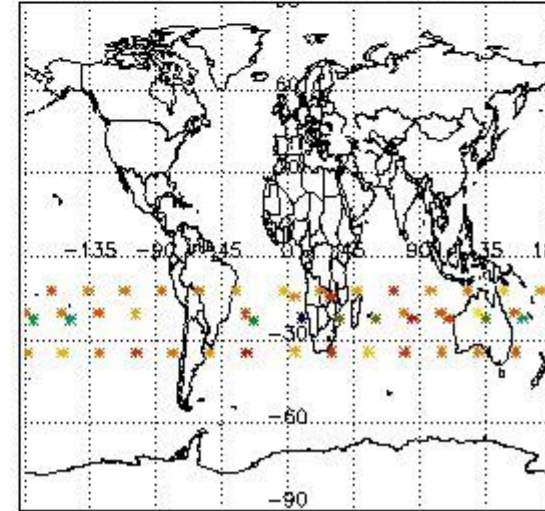
Percentage of flagged data per H2O profile



Percentage of flagged data per NO2 profile



Percentage of flagged data per NO3 profile

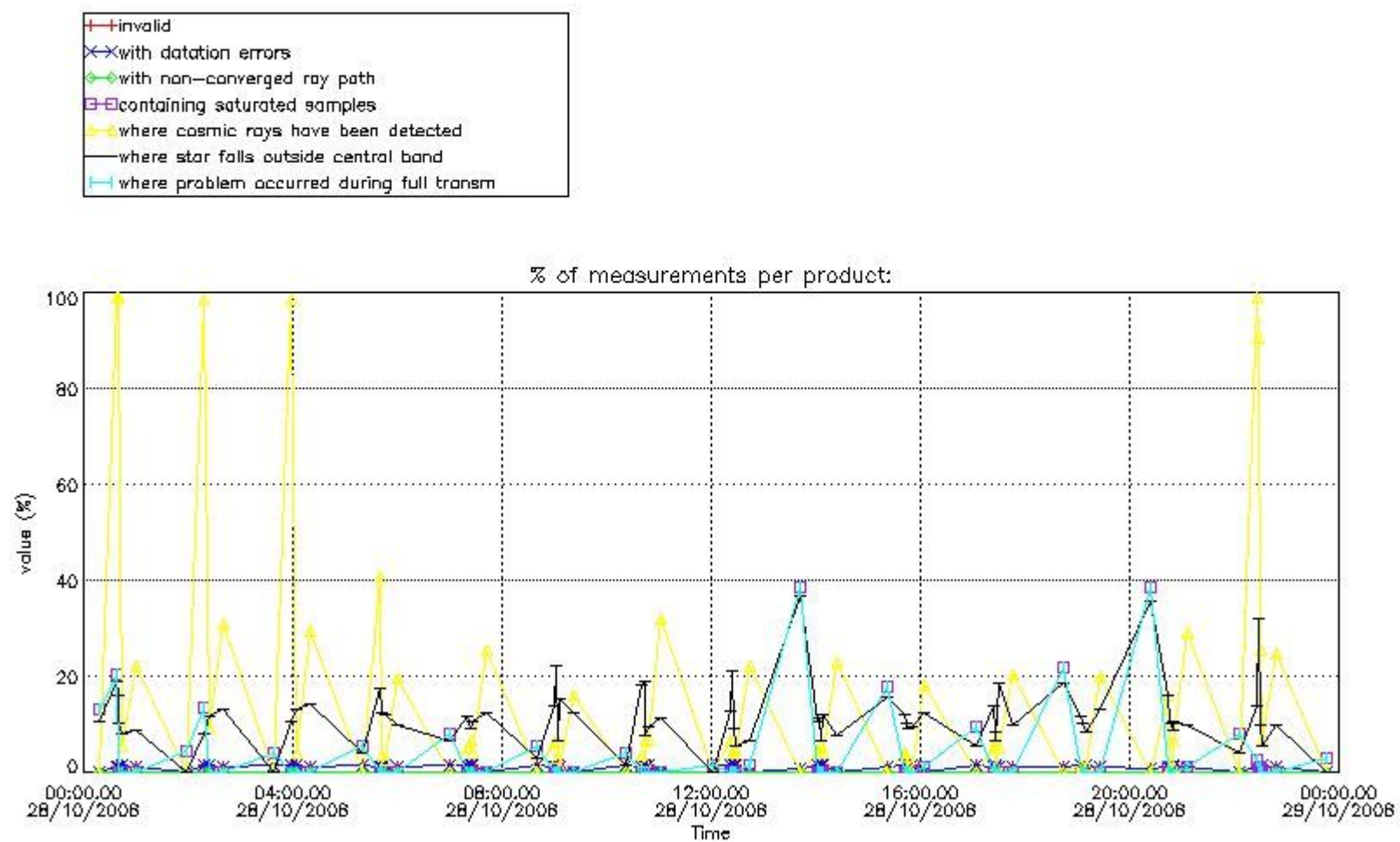


4. Level 1 quality information per product

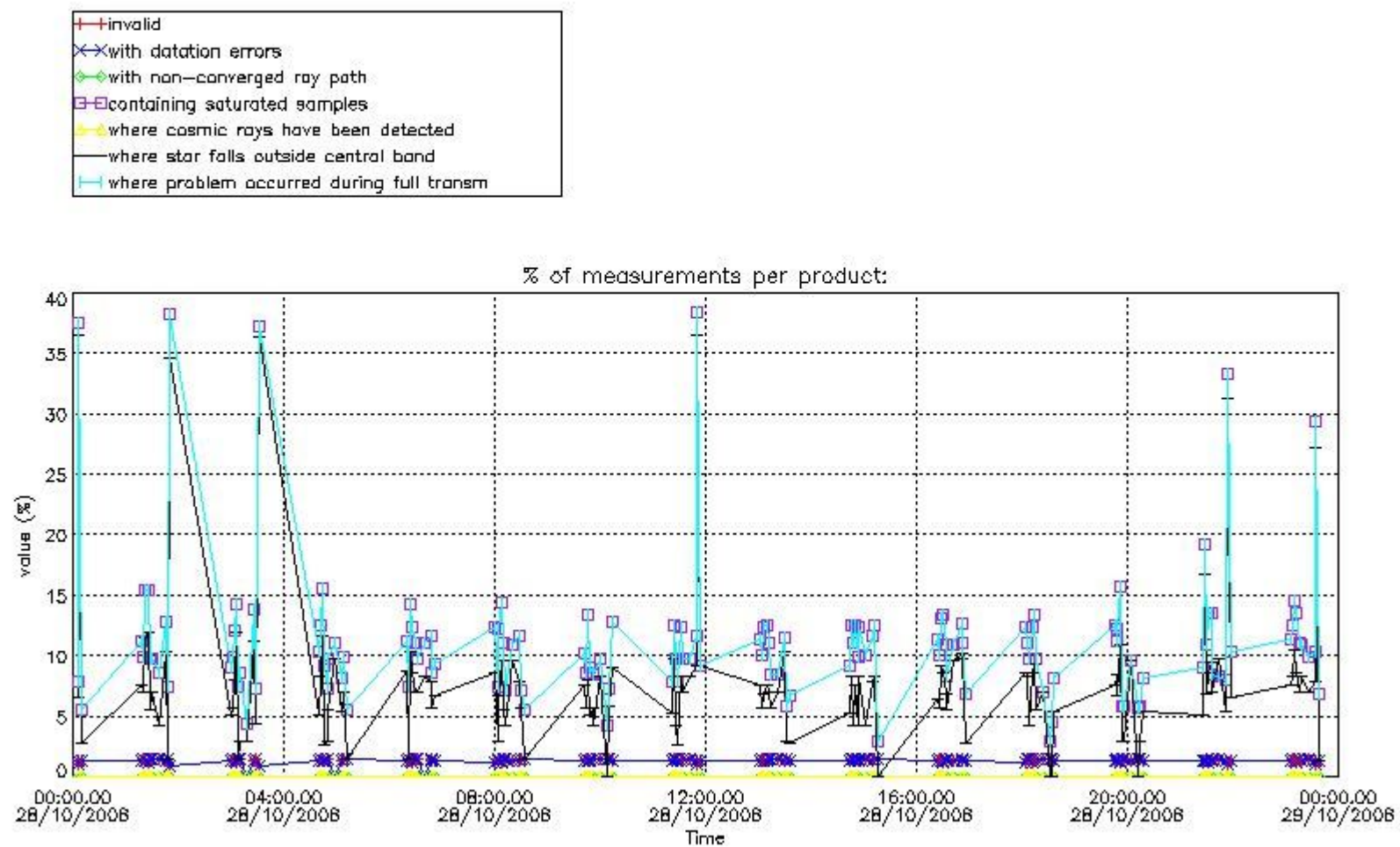
In this section it is plotted some information contained in the Quality Summary data set of the level 2 products that comes from the level 1b processing. Products without errors (error flag in the MPH set to "0") are used.

4.1 Plot quality information per product (time dependant) coming from level 1b processing

4.1.1 Plot level 1 quality information per product (time dependant): ENVISAT ASCENDING passes



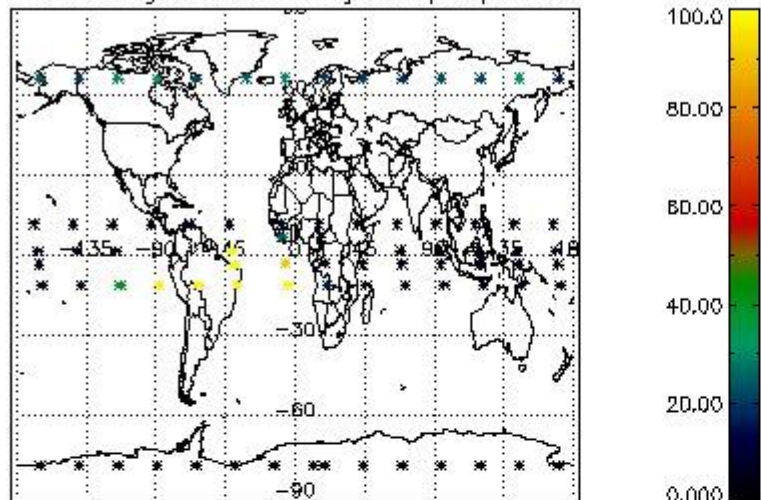
4.1.2 Plot level 1 quality information per product (time dependant): ENVI SAT DESCENDING passes



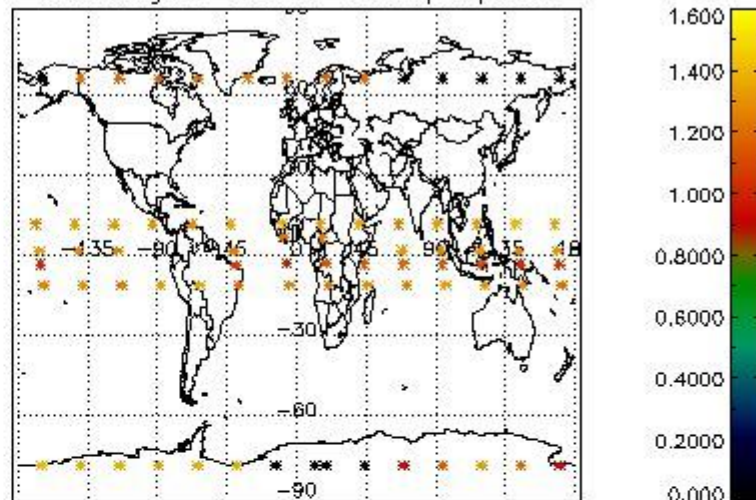
4.2 Plot quality information per product coming from level 1b processing (world map)

4.2.1 Plot level 1 quality information per product (world map): ENVISAT ASCENDING passes

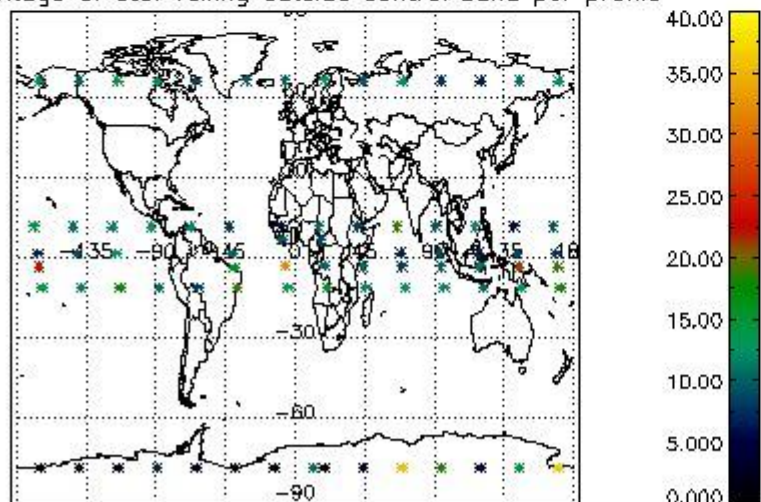
Percentage of cosmic ray hits per profile



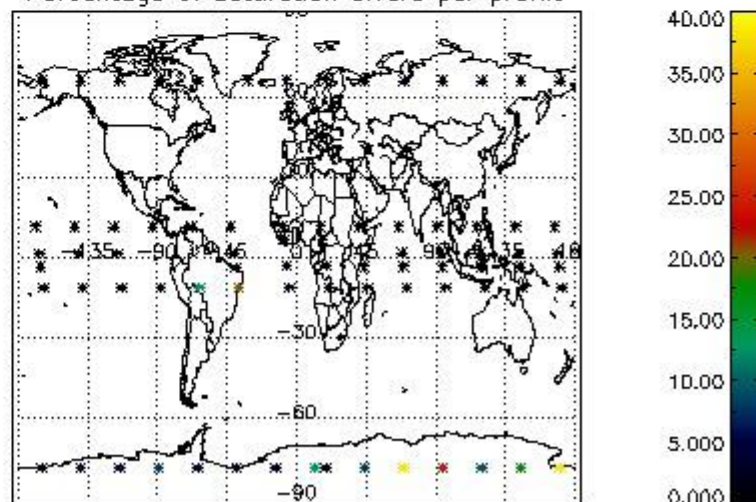
Percentage of datation errors per profile



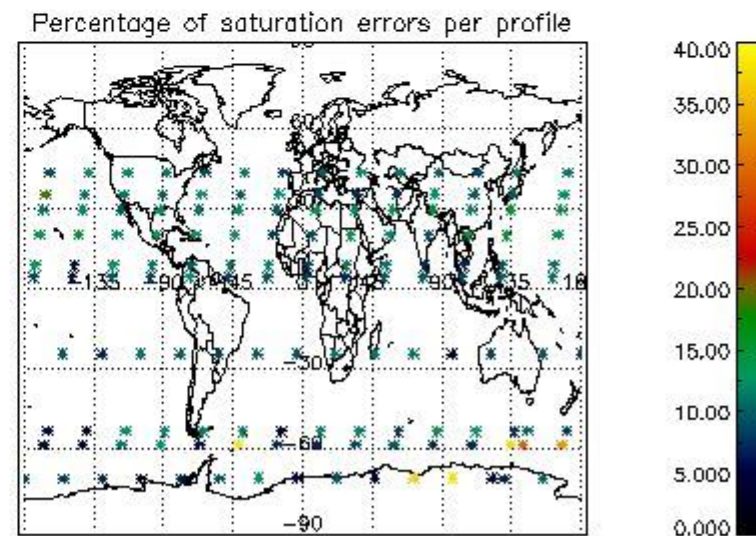
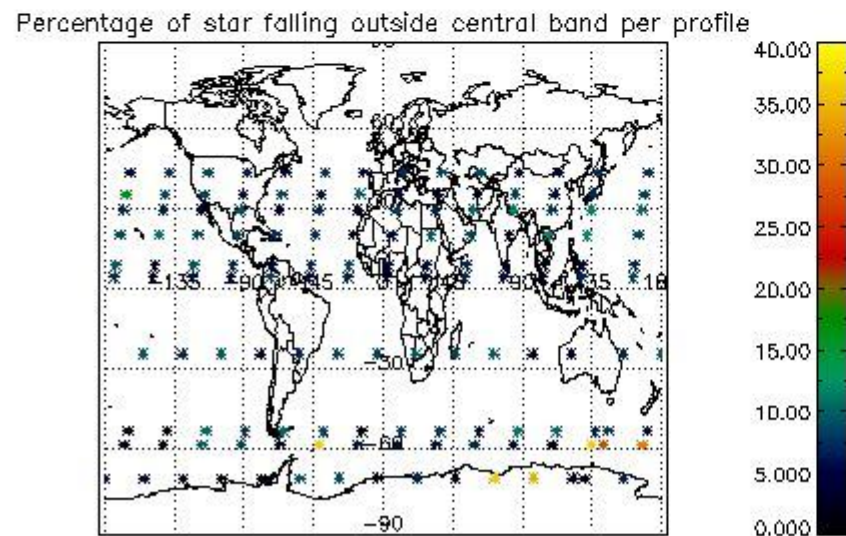
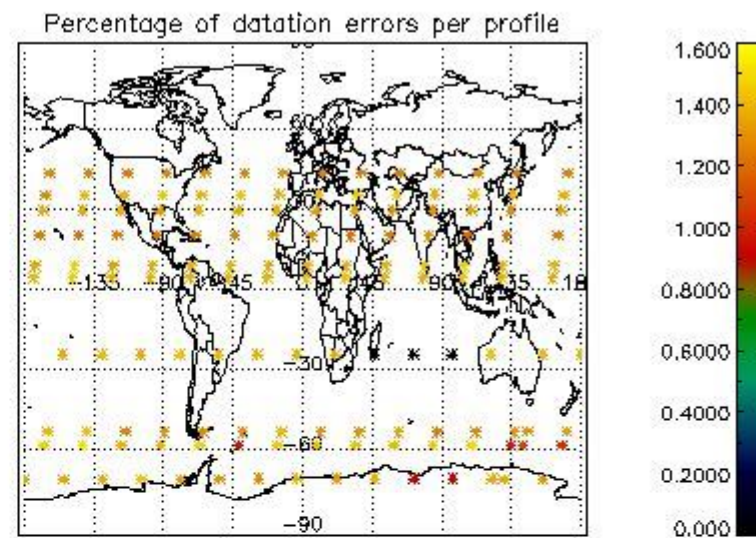
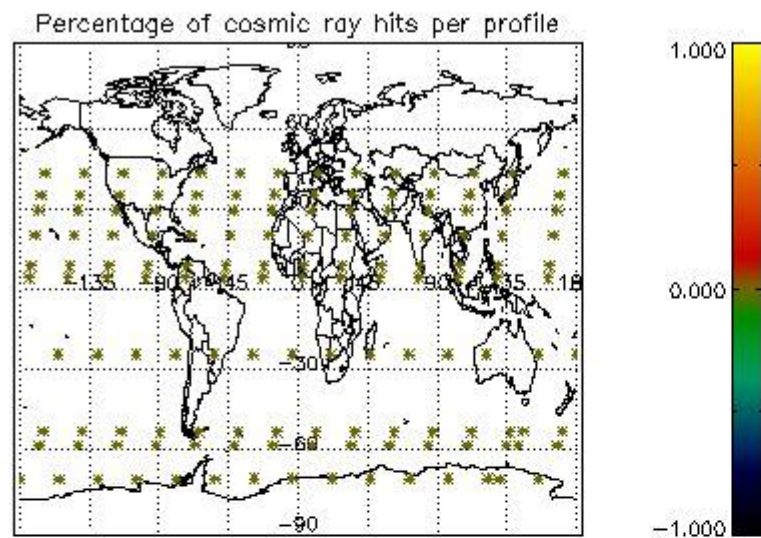
Percentage of star falling outside central band per profile



Percentage of saturation errors per profile



4.2.2 Plot level 1 quality information per product (world map): ENVISAT DESCENDING passes



5. Trace gas profiles

5.1 Ozone statistics based on quality of products

The final quality of the products can be "measured" using the STD (Standard Deviation) attached to every point profile. This information is written to the parameter GOM_NL__2P/NL_LOCAL_SPECIES_DENSITY/o3_std of the level 2 products. The table below shows the statistics for given STD ranges.

The statistics are given with respect to the overall valid production:

- Products without fatal errors: GOM_NL__2P/MPH/PRODUCT_ERR=0
- Valid point profile: GOM_NL__2P/NL_LOCAL_SPECIES_DENSITY/pcd(0)=0

The 'Criteria' is applied to valid points of dark limb products:

- Products in dark limb illumination condition: GOM_NL__2P/NL_SUMMARY_QUALITY/obs_ill_cond=0
- Products without fatal errors: GOM_NL__2P/MPH/PRODUCT_ERR=0
- Valid point profile: GOM_NL__2P/NL_LOCAL_SPECIES_DENSITY/pcd(0)=0

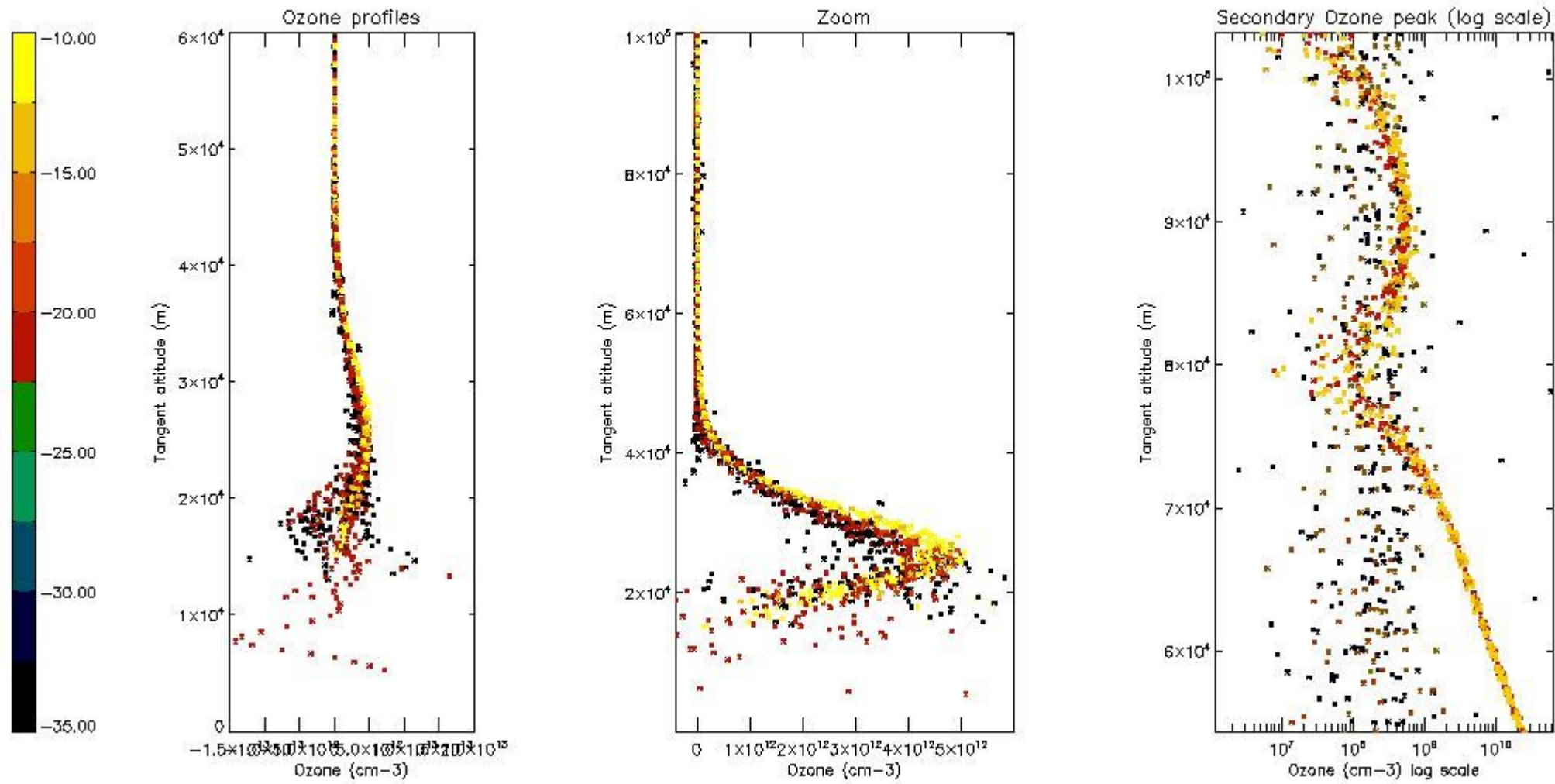
So, the table below shows the percentage of dark limb and valid observations for each criteria with respect to the overall valid daily observations.

Criteria	% of total production
All STD	24
STD < 20	11

STD < 10	7
STD < 5	4

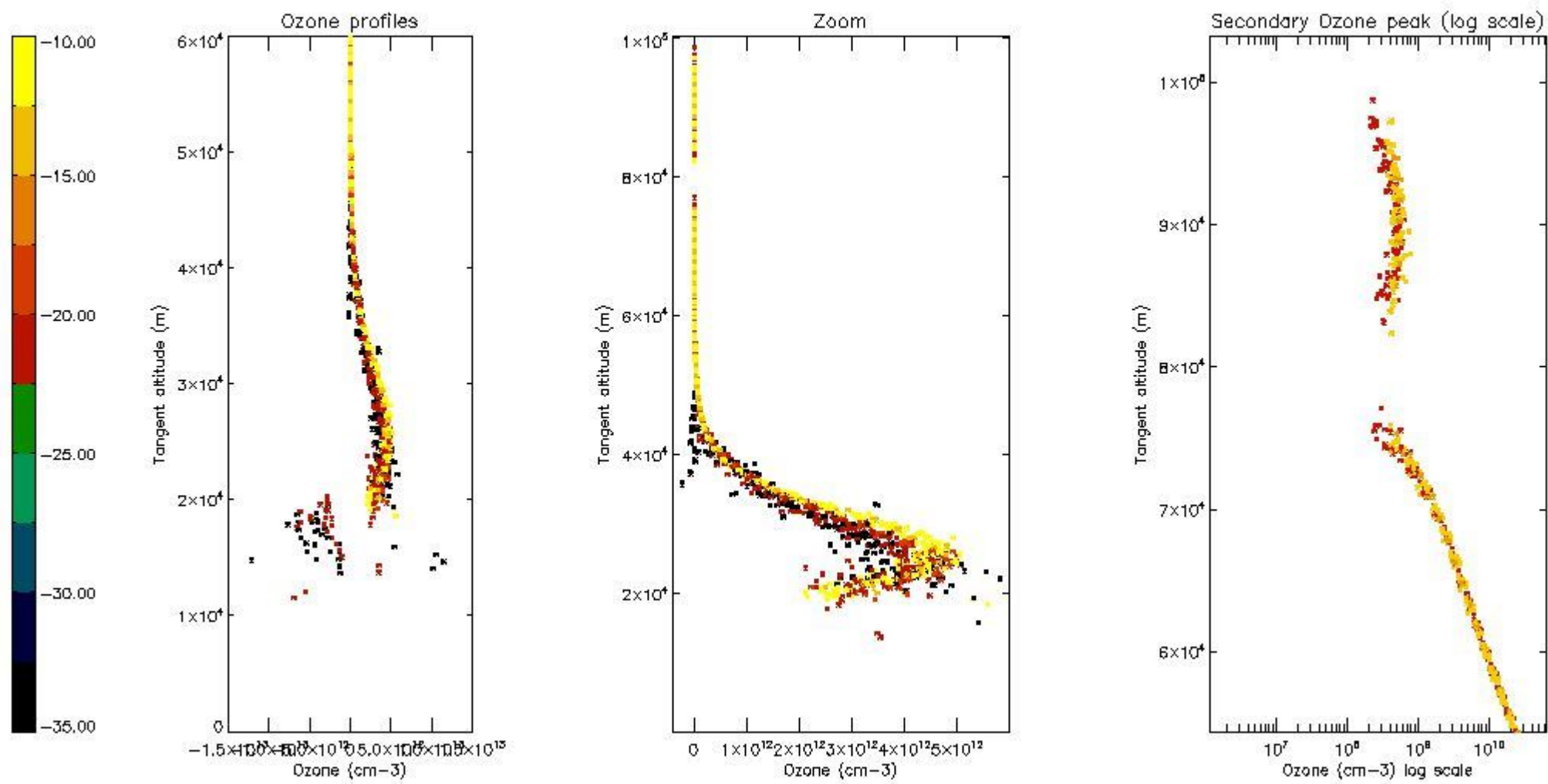
5.2 Plot ozone profiles for all STD (dark without errors)

The colorbar represents the latitude.



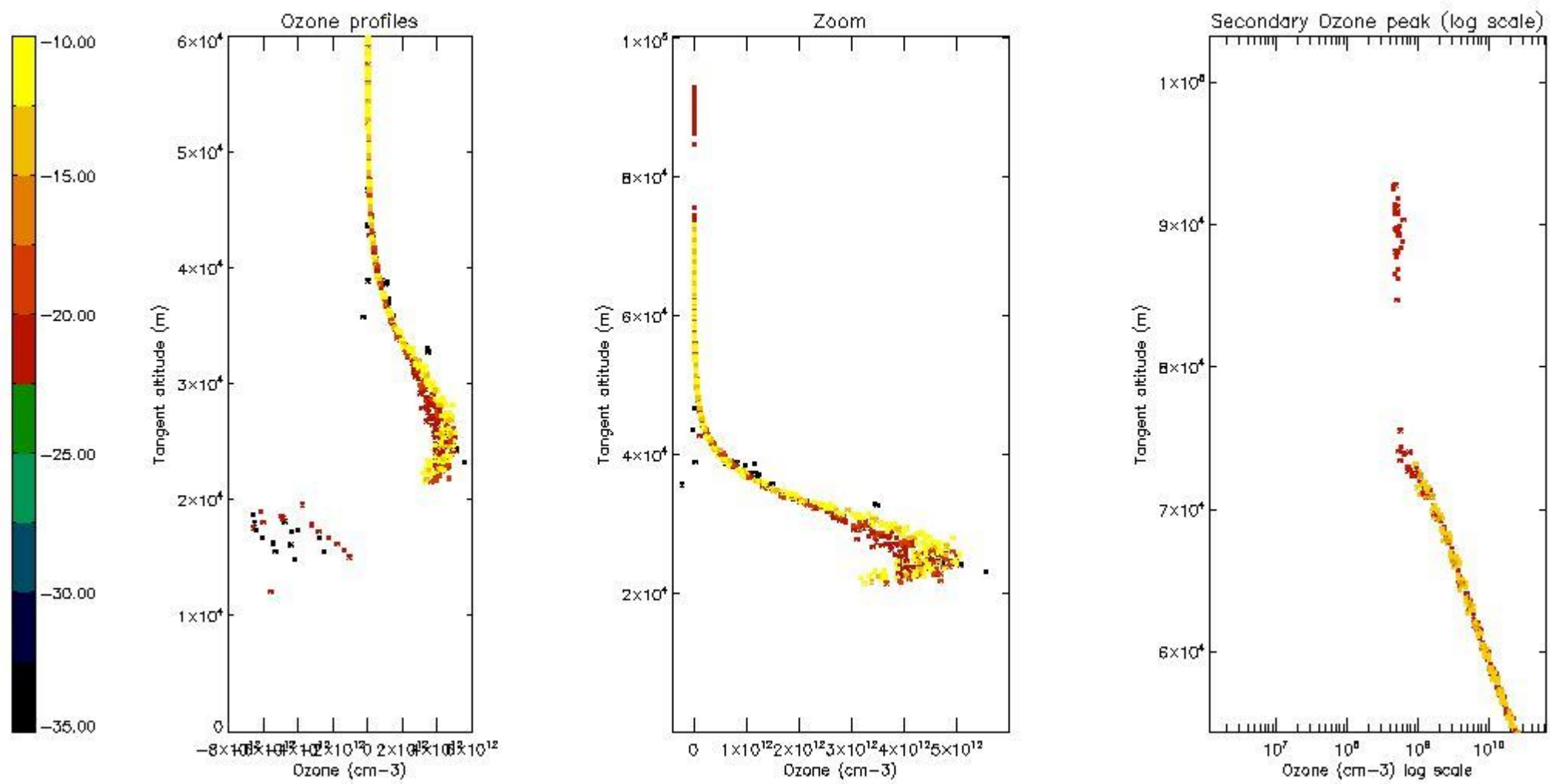
5.3 Plot ozone profiles where STD < 20% (dark without errors)

The colorbar represents the latitude.



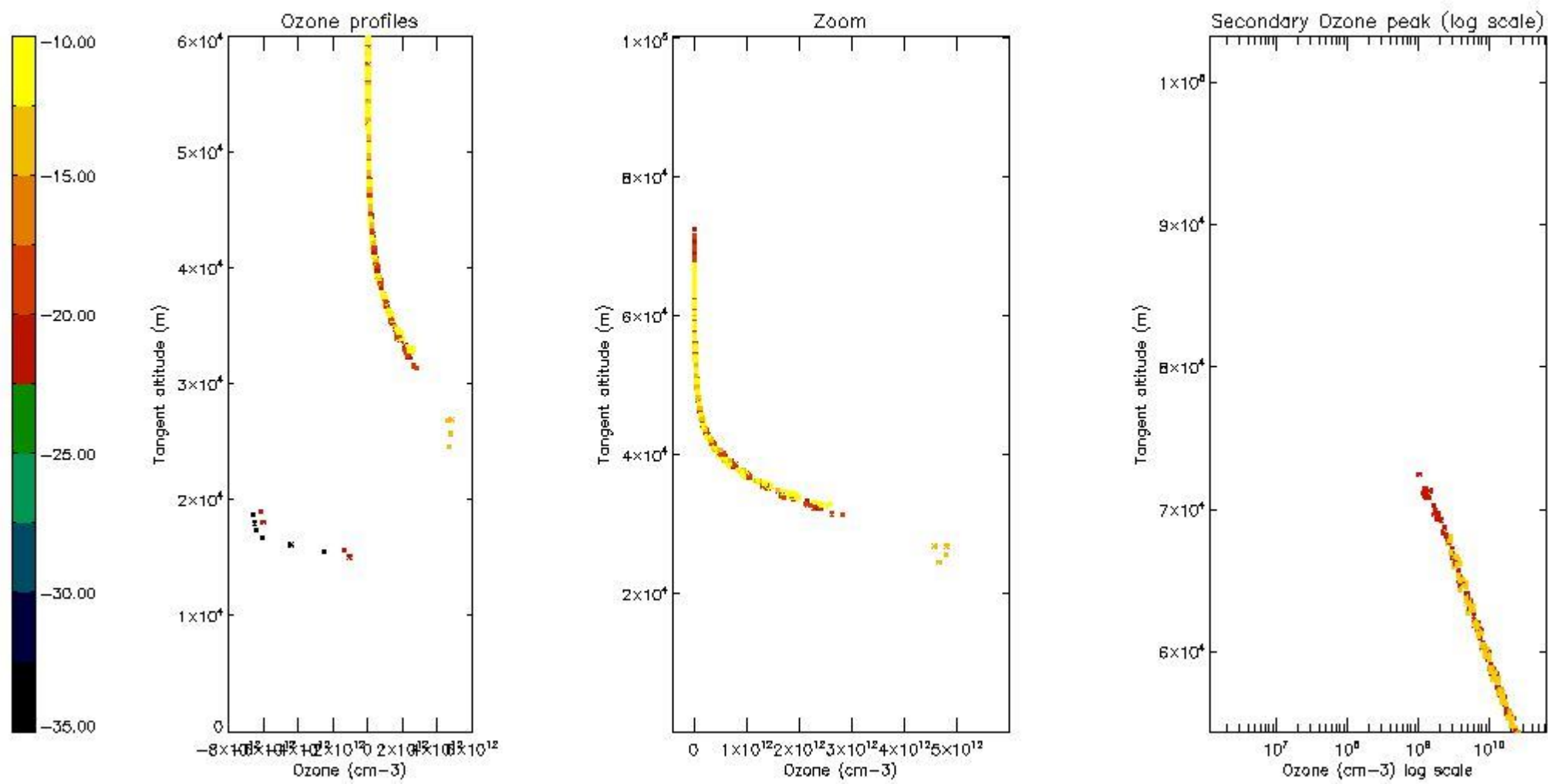
5.4 Plot ozone profiles where STD < 10% (dark without errors)

The colorbar represents the latitude.



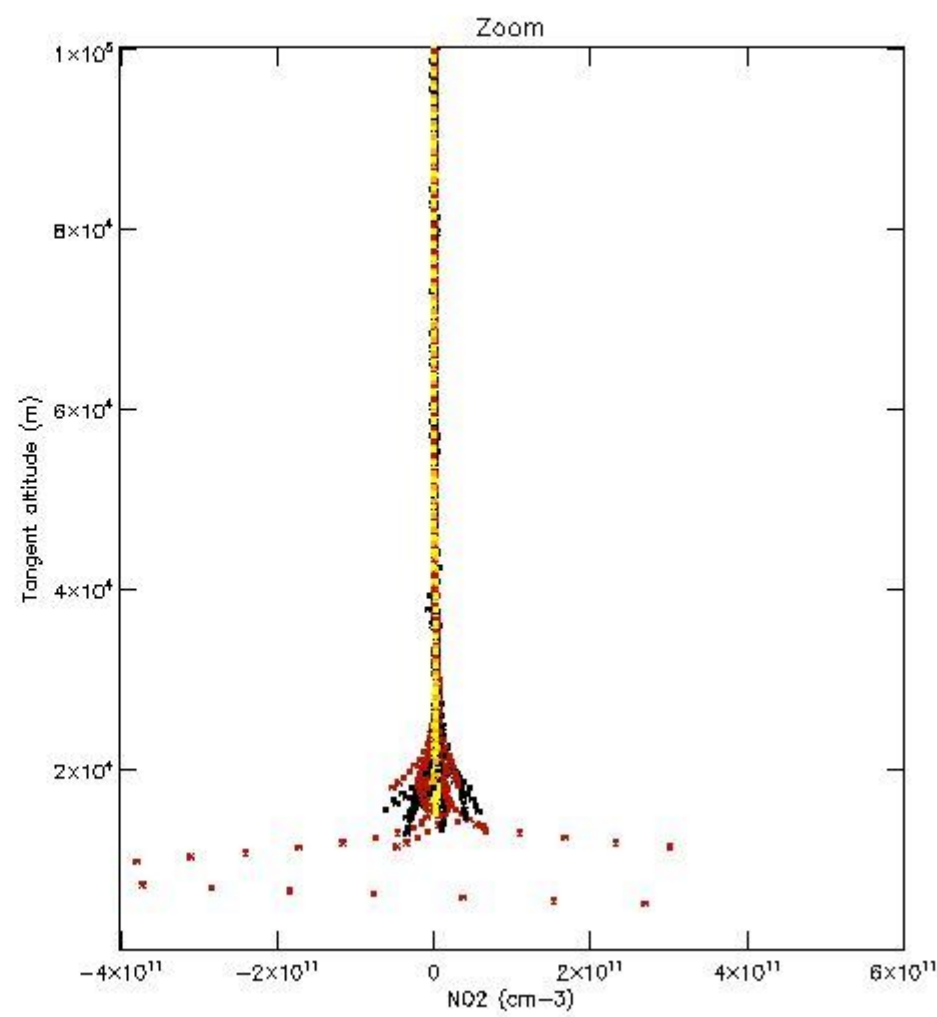
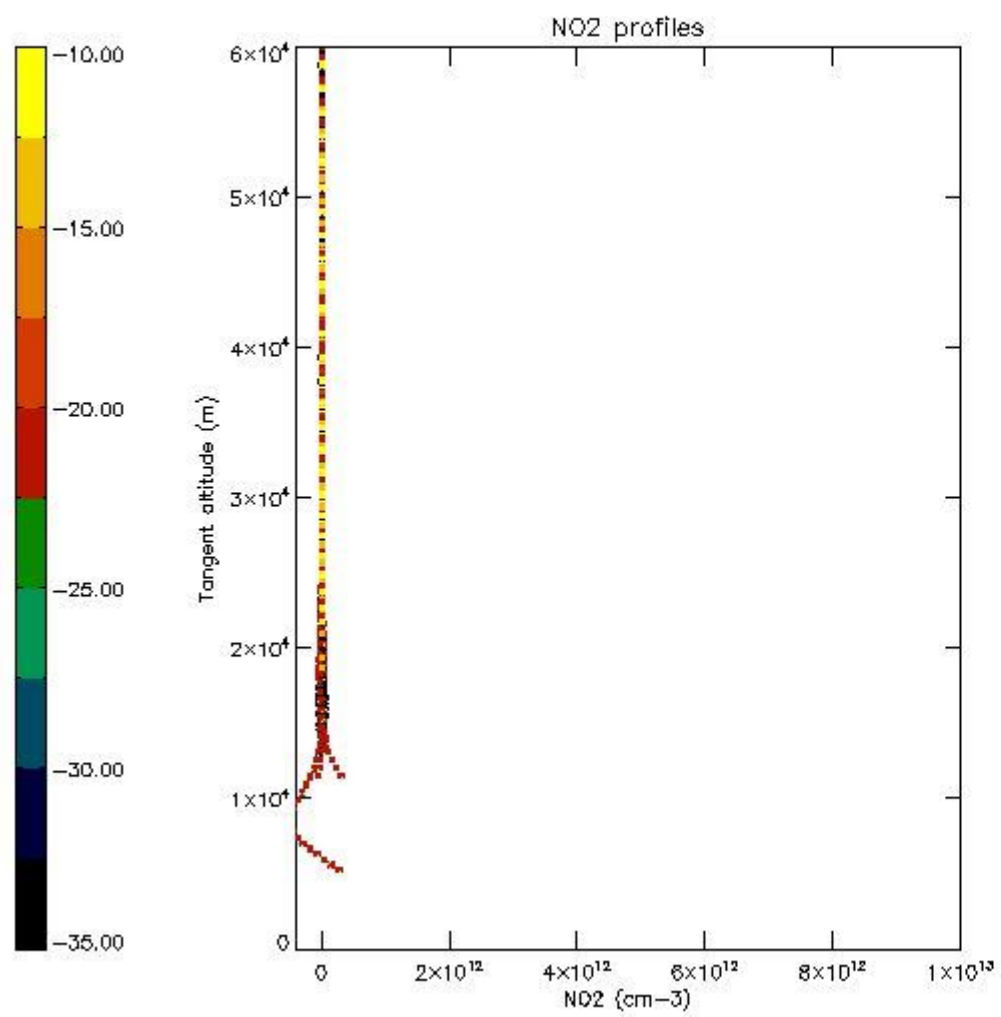
5.5 Plot ozone profiles where STD < 5% (dark without errors)

The colorbar represents the latitude.



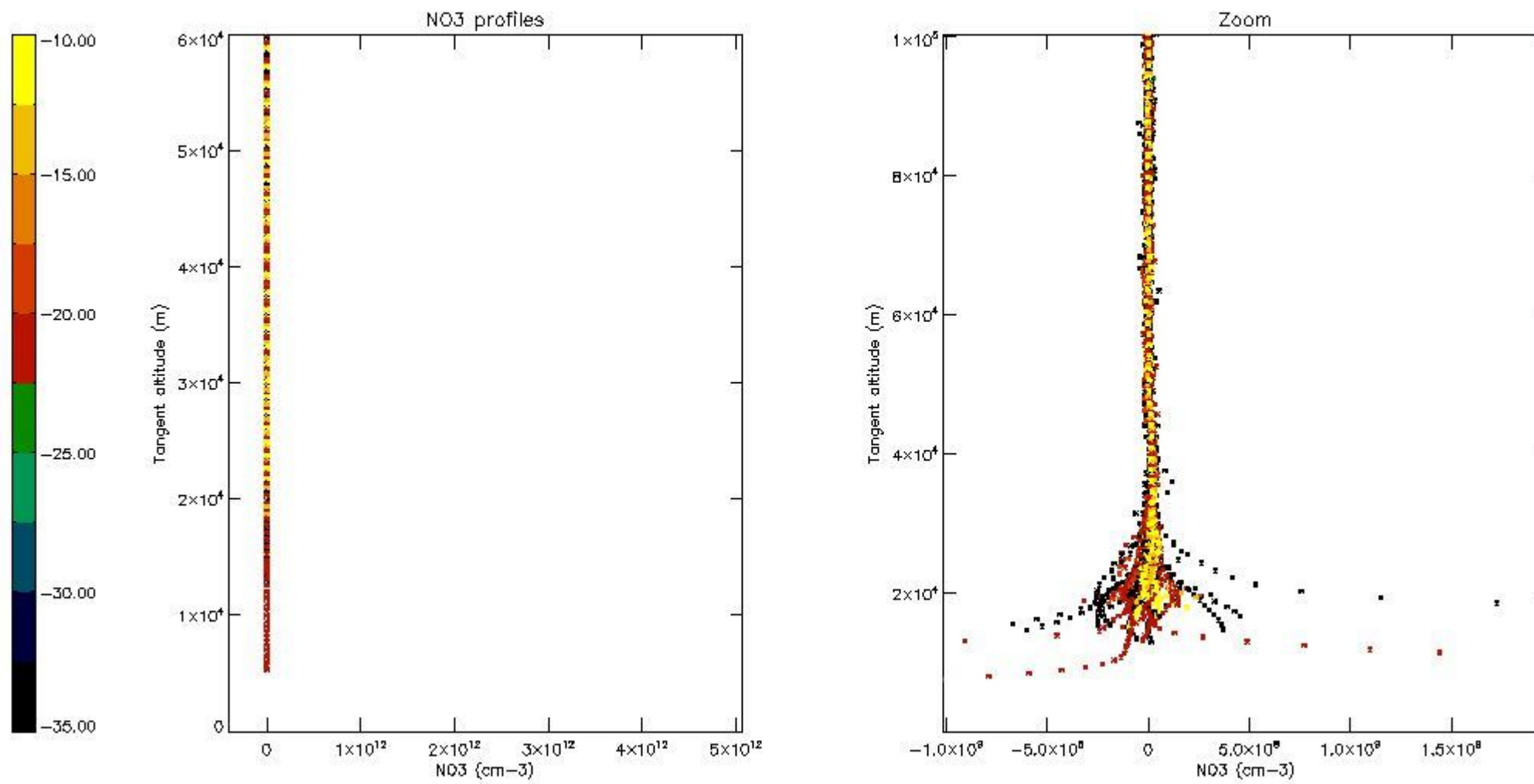
5.6 Plot NO₂ profiles for all STD (dark without errors)

The colorbar represents the latitude.



5.7 Plot NO3 profiles for all STD (dark without errors)

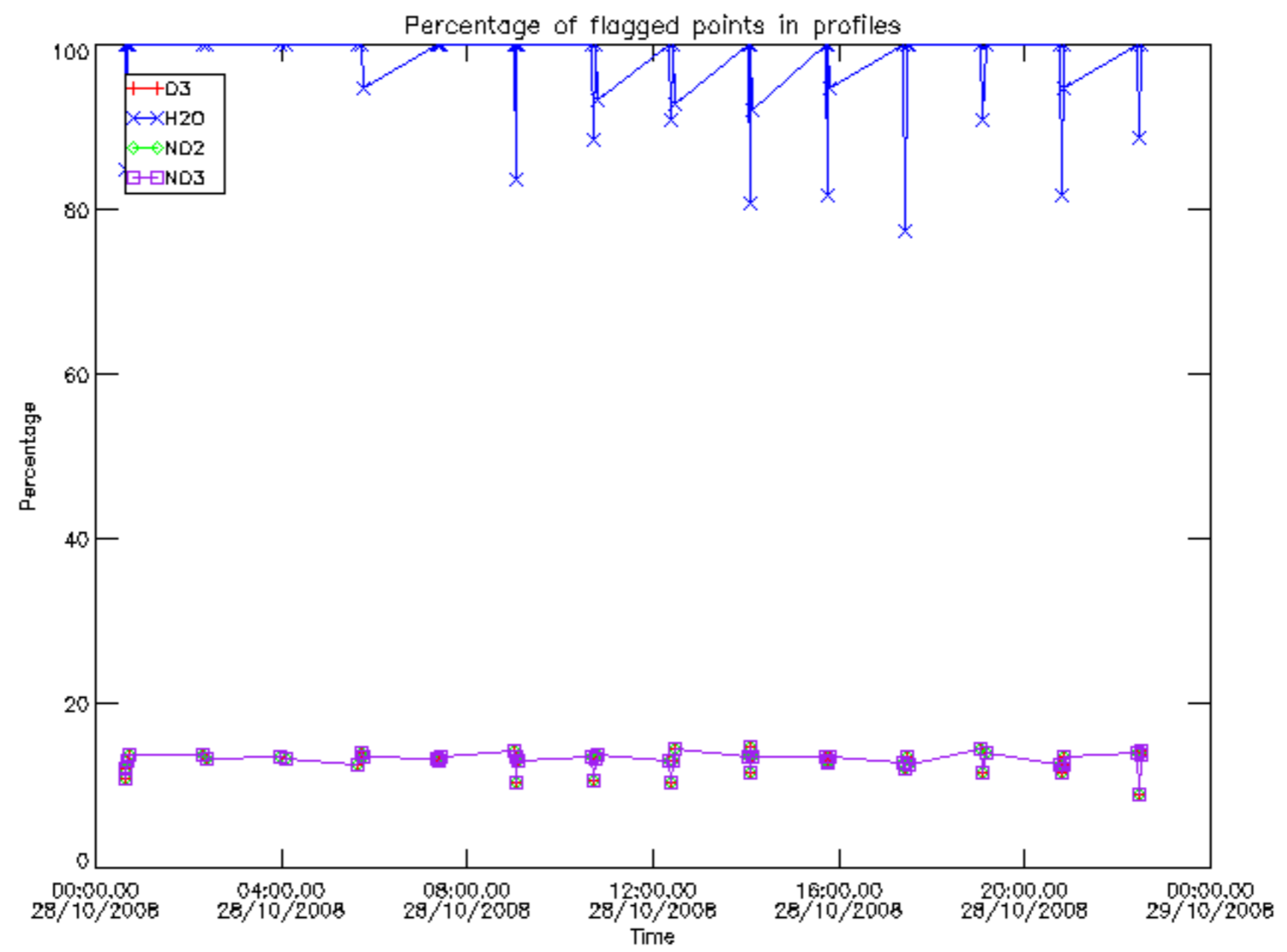
The colorbar represents the latitude.



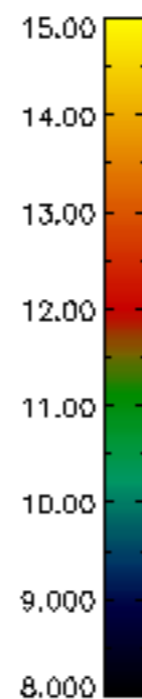
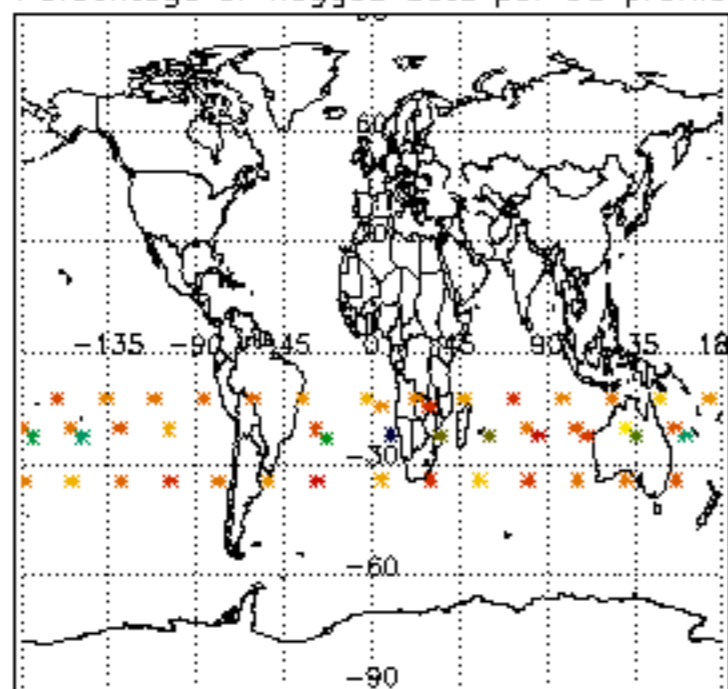
6. Auxiliary Data Files used for the production reported in section 2

The number reported in the third column indicates since which file (see list in section 2) the corresponding auxiliary file has been used. The fourth column is the date of those product files.

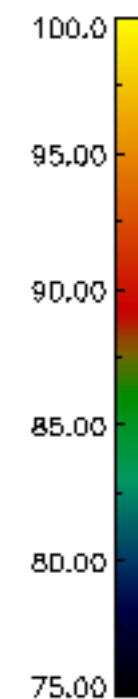
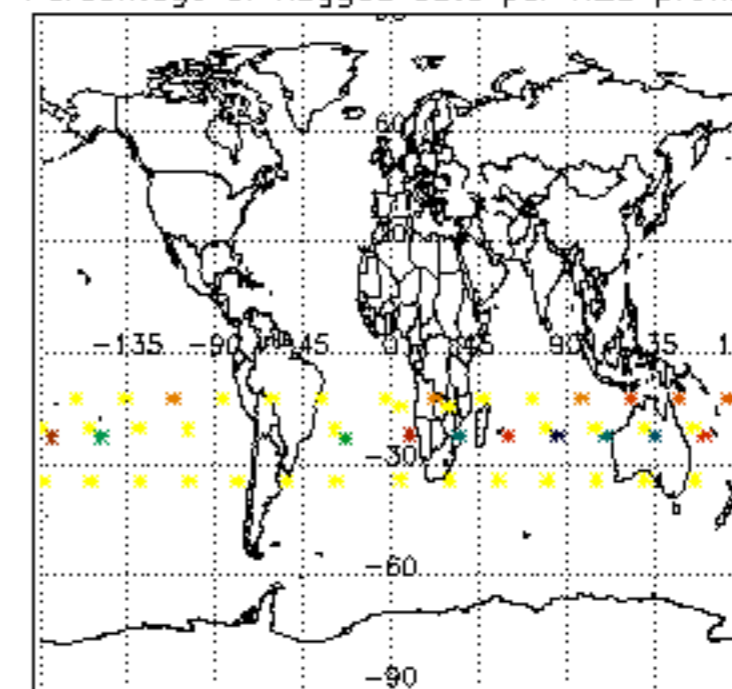
Type	Auxiliary Filename	Used since product	Used since product date
INST_PHYS_CHARACTERISTICS	GOM_INS_AXVIEC20091111_143220_20030716_120000_20500101_000000	1	28-OCT-2008 00:05:06
LEVEL-2_PROC_CONFIG	GOM_PR2_AXVIEC20091111_152718_20020301_000000_20500101_000000	1	28-OCT-2008 00:05:06
CROSS_SECTIONS_FILE	GOM_CRS_AXVIEC20091111_154832_20020301_000000_20500101_000000	1	28-OCT-2008 00:05:06



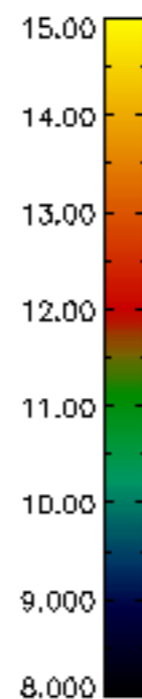
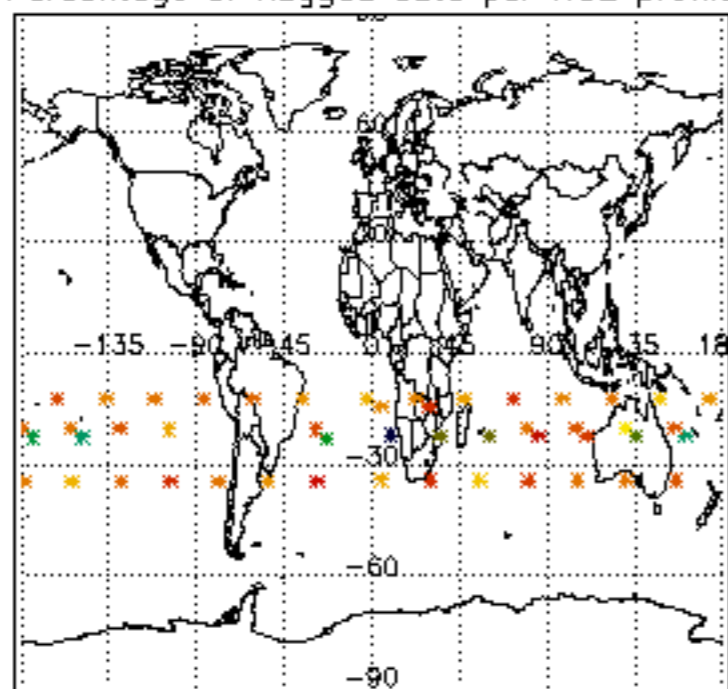
Percentage of flagged data per D3 profile



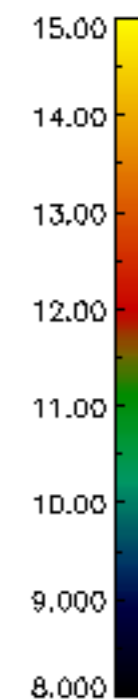
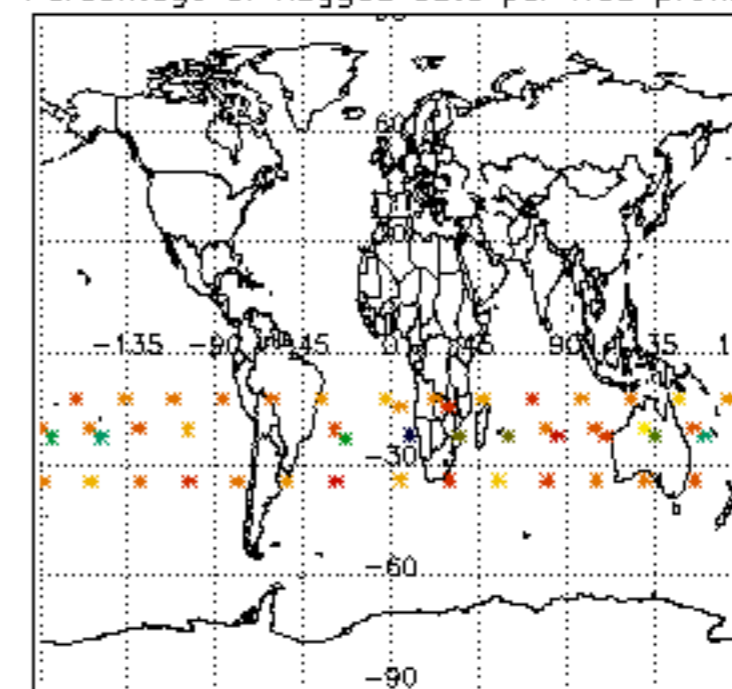
Percentage of flagged data per H2O profile

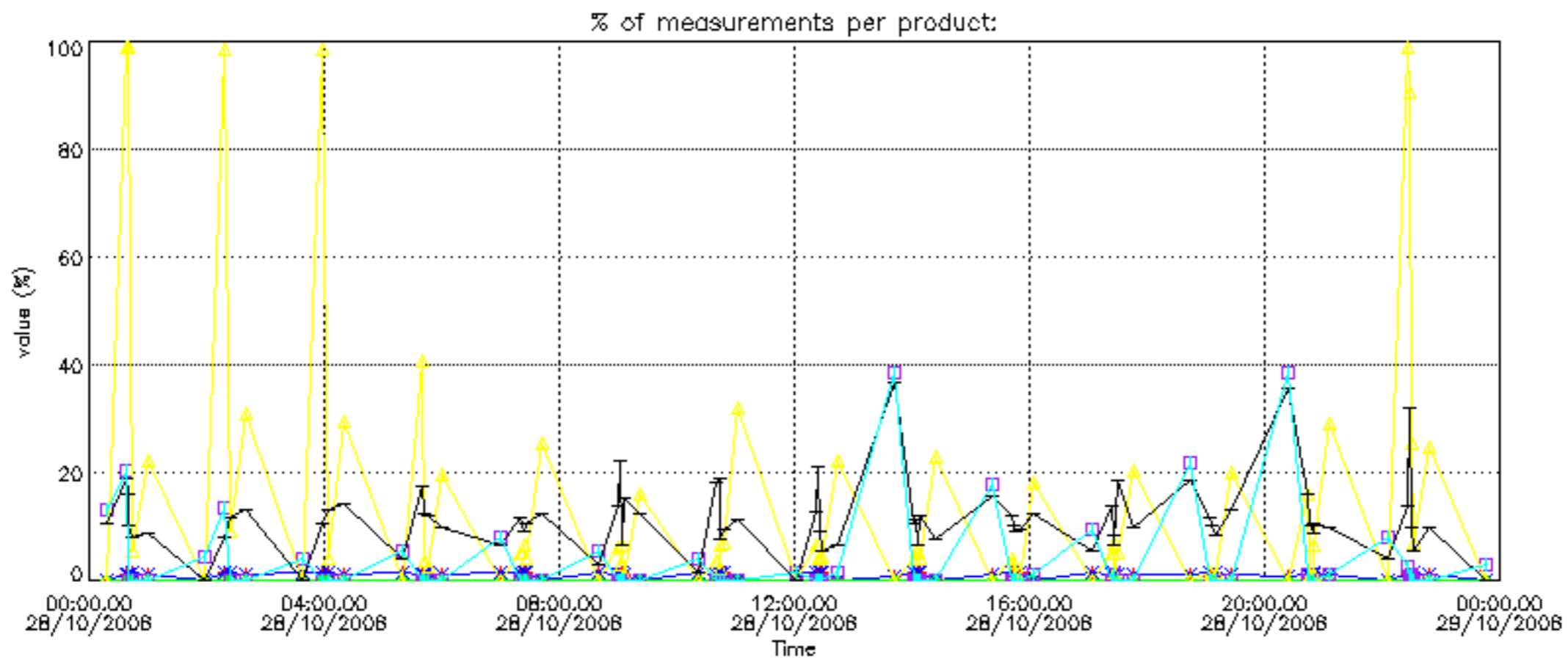


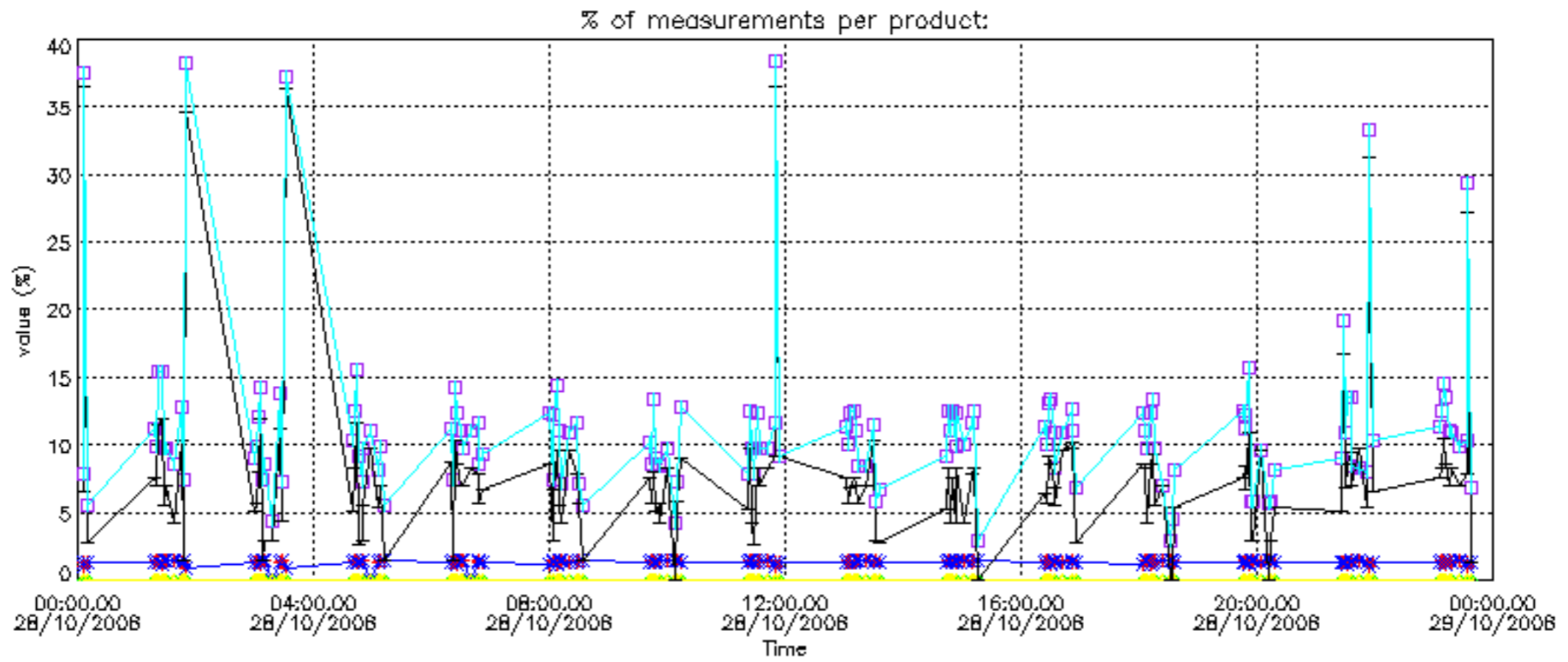
Percentage of flagged data per NO2 profile



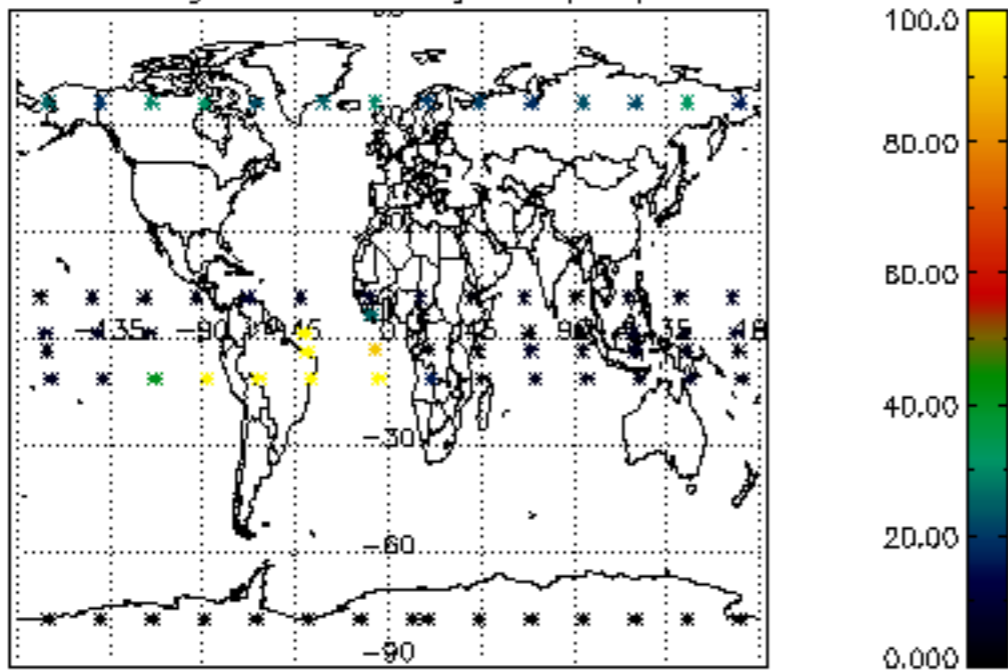
Percentage of flagged data per NO3 profile



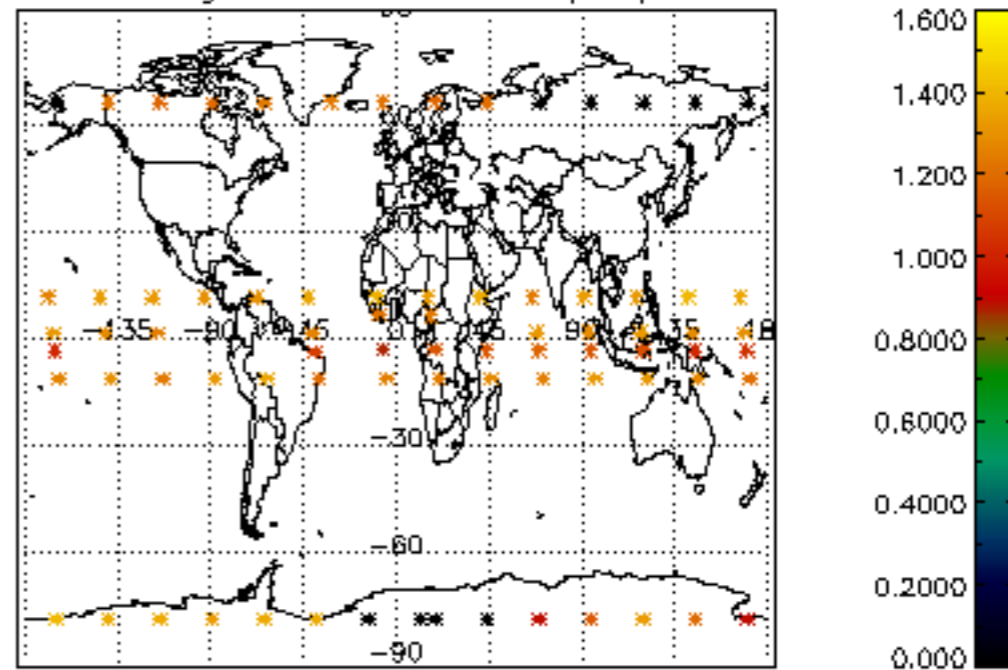




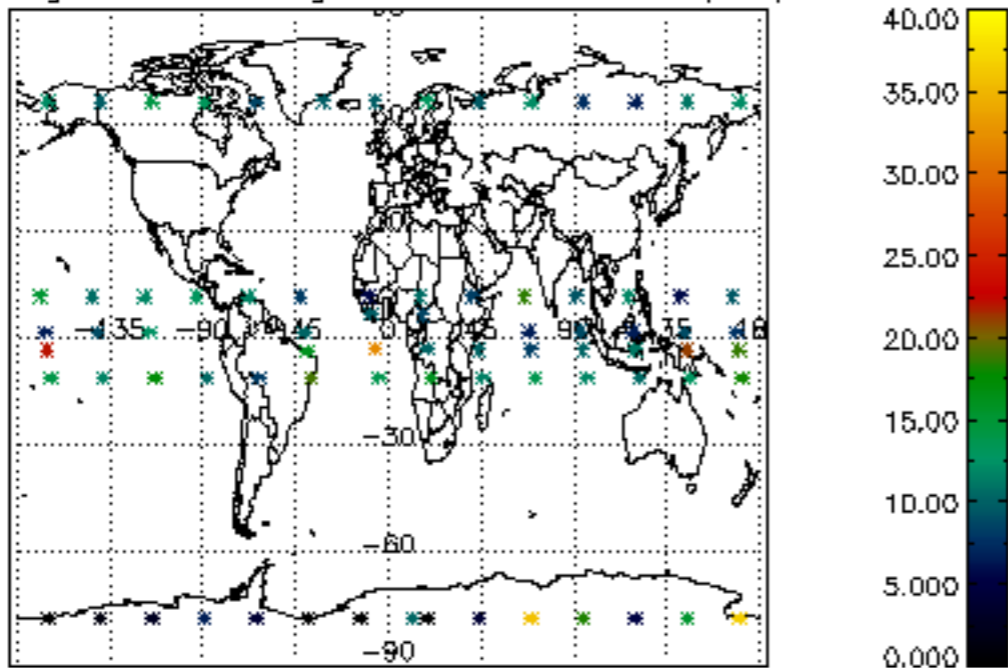
Percentage of cosmic ray hits per profile



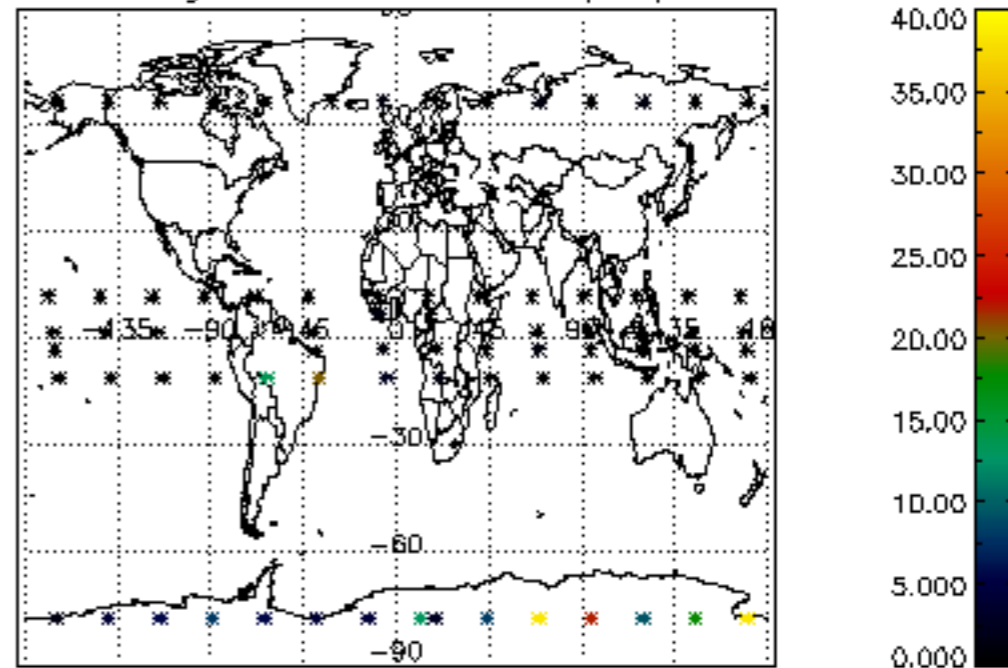
Percentage of datation errors per profile



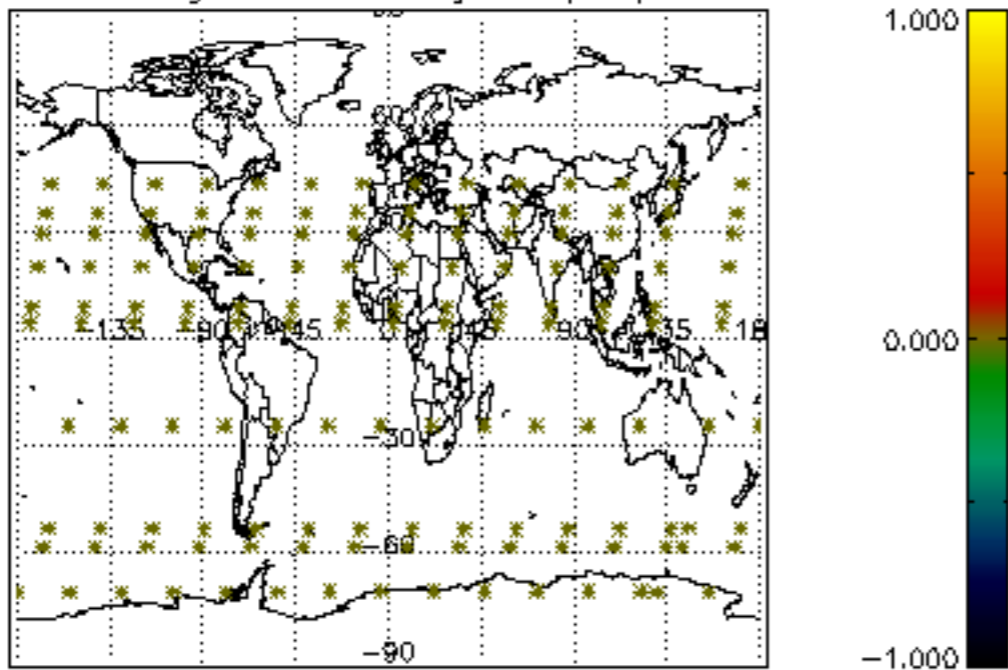
Percentage of star falling outside central band per profile



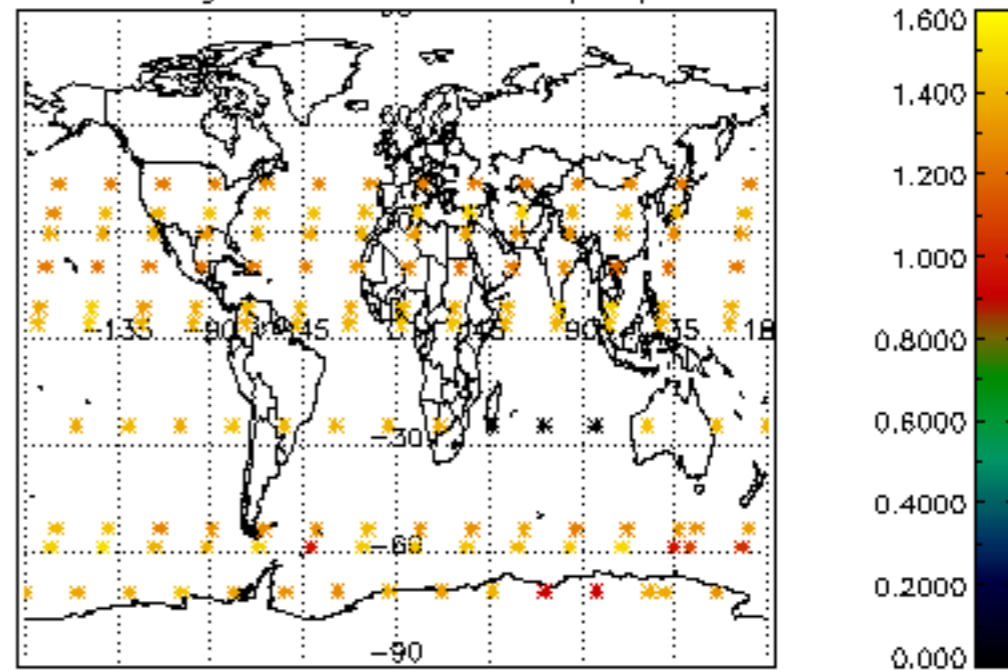
Percentage of saturation errors per profile



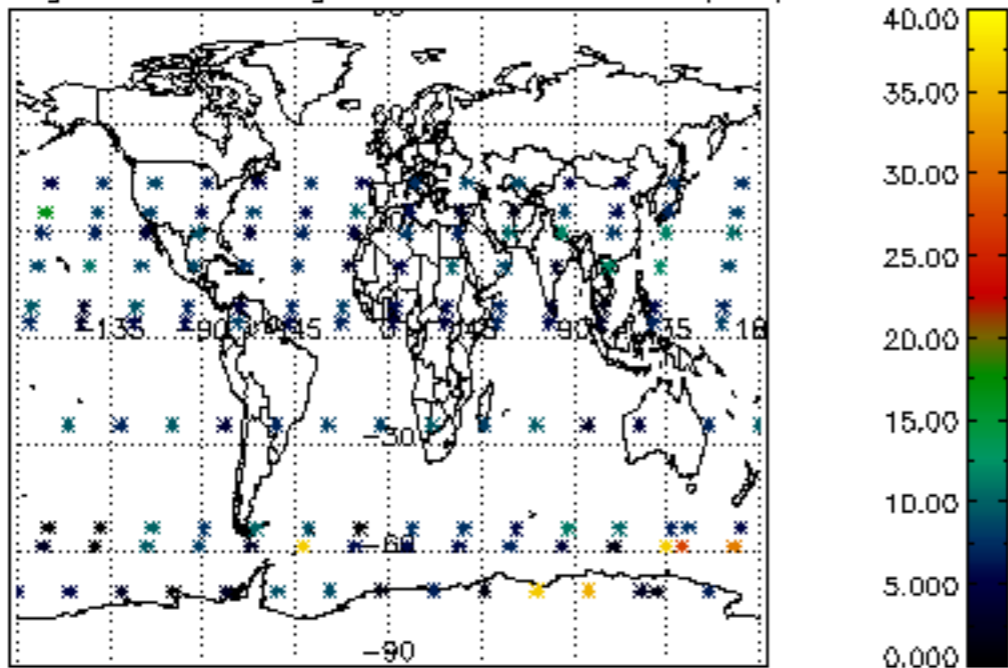
Percentage of cosmic ray hits per profile



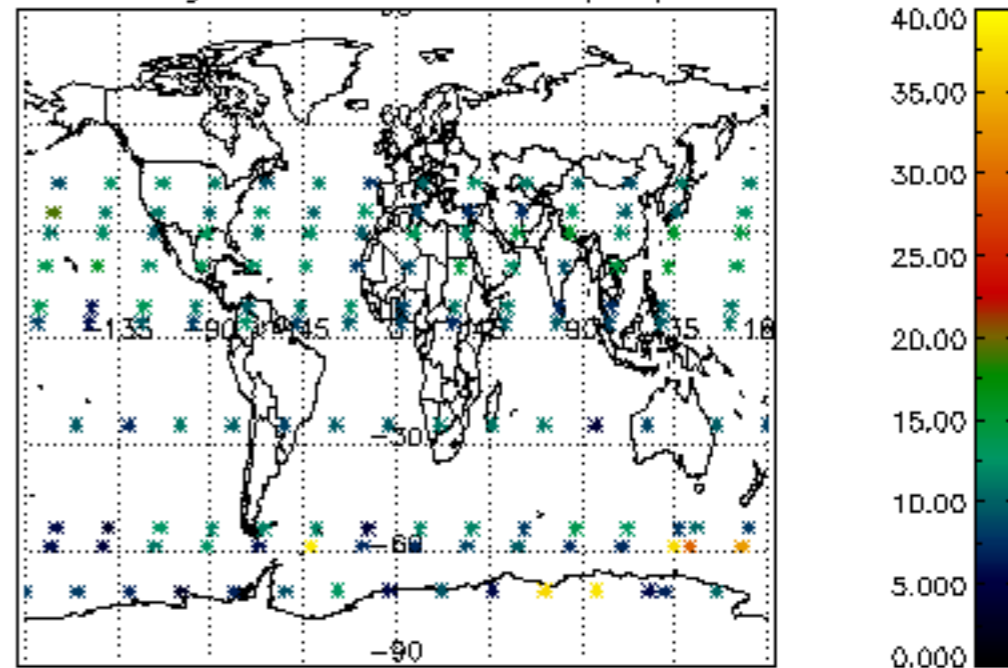
Percentage of datation errors per profile

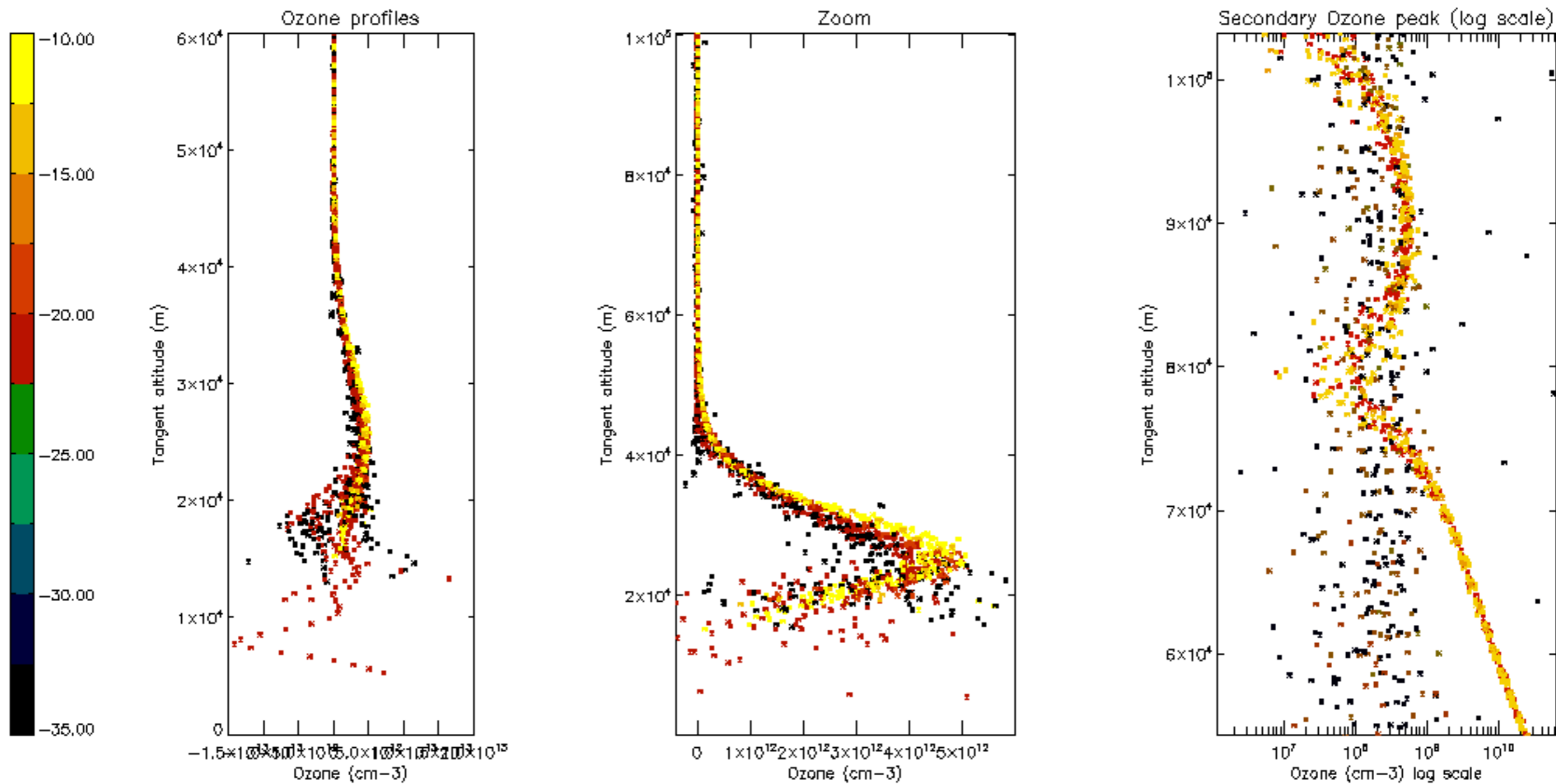


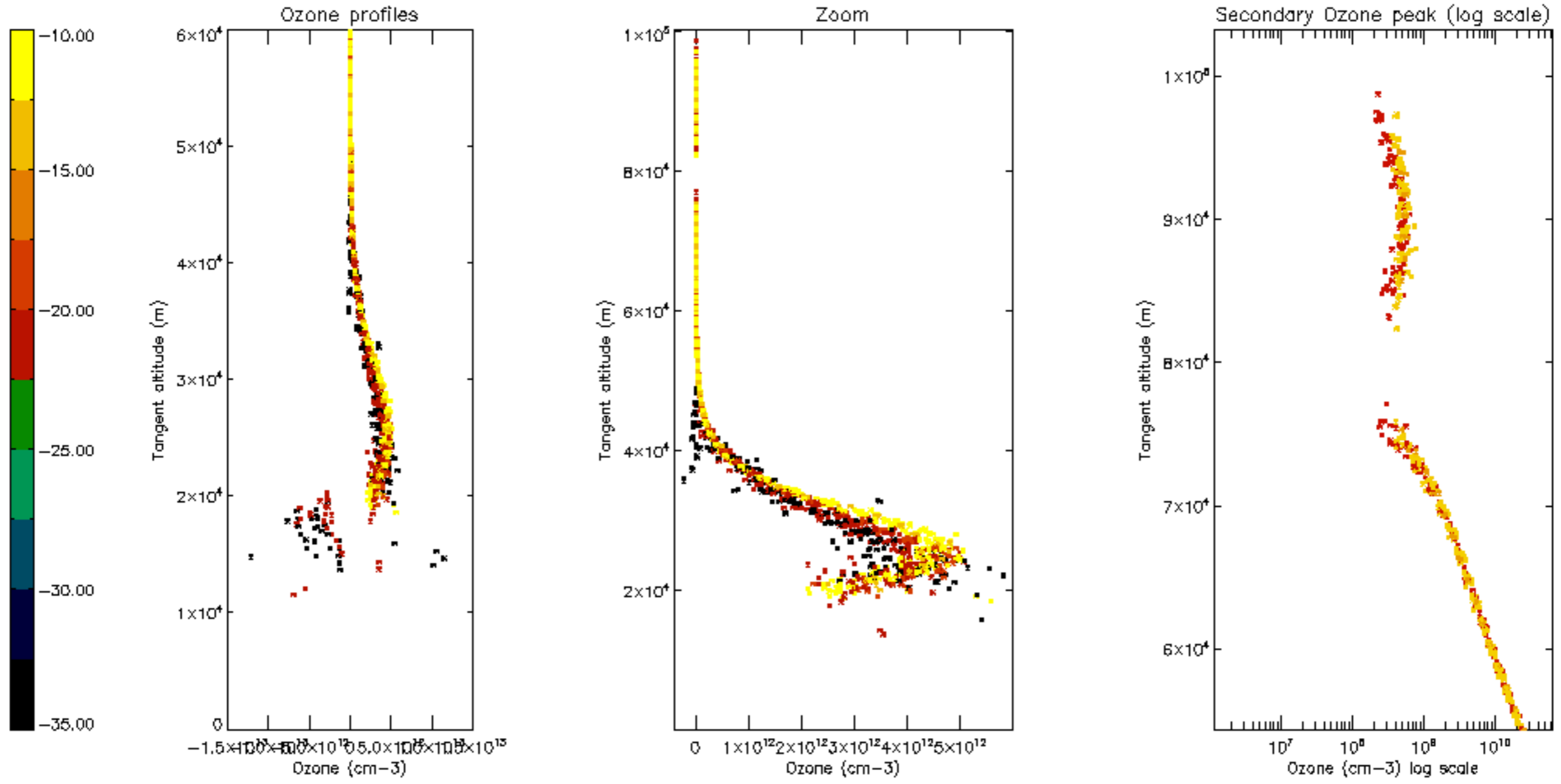
Percentage of star falling outside central band per profile

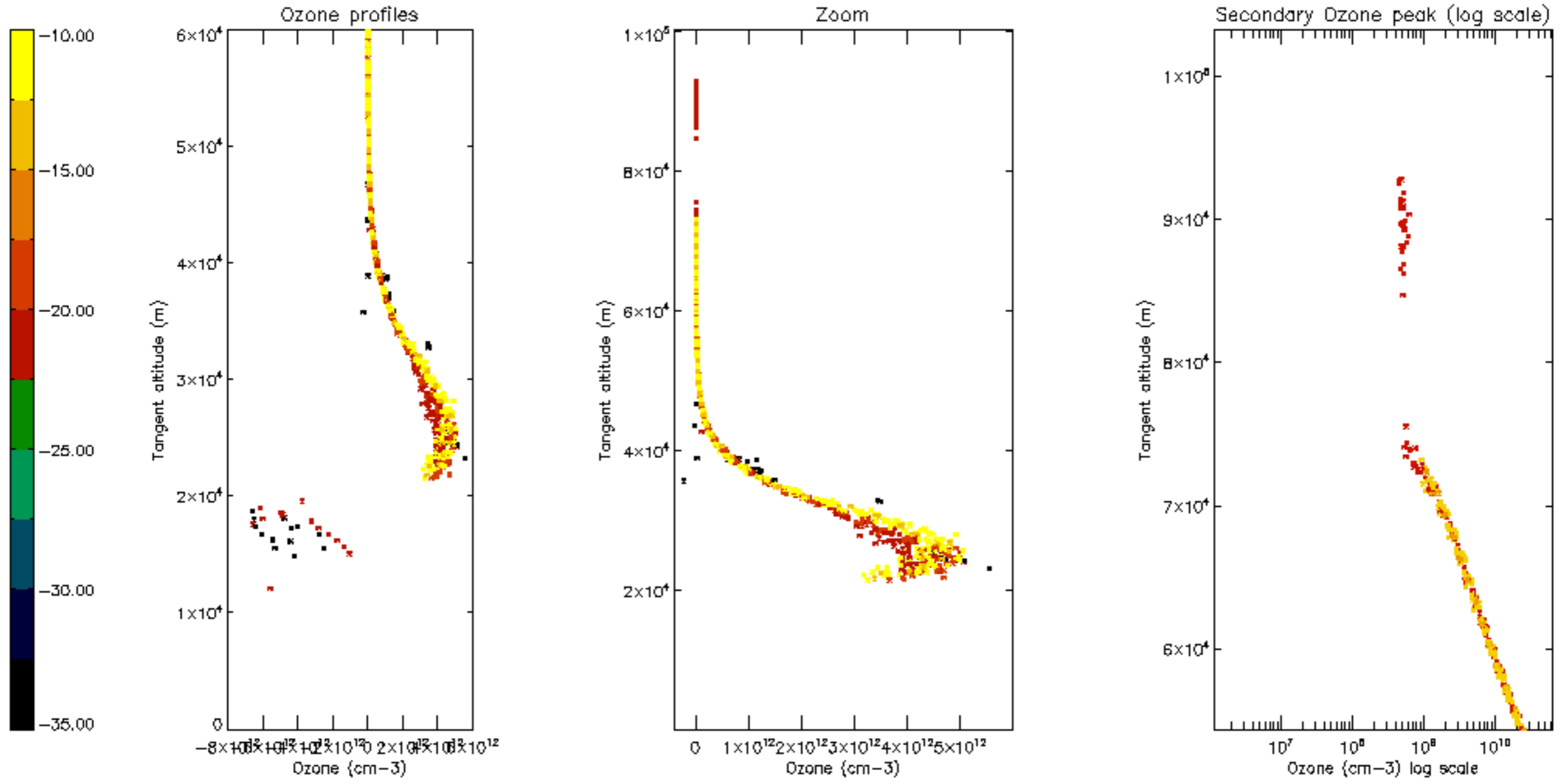


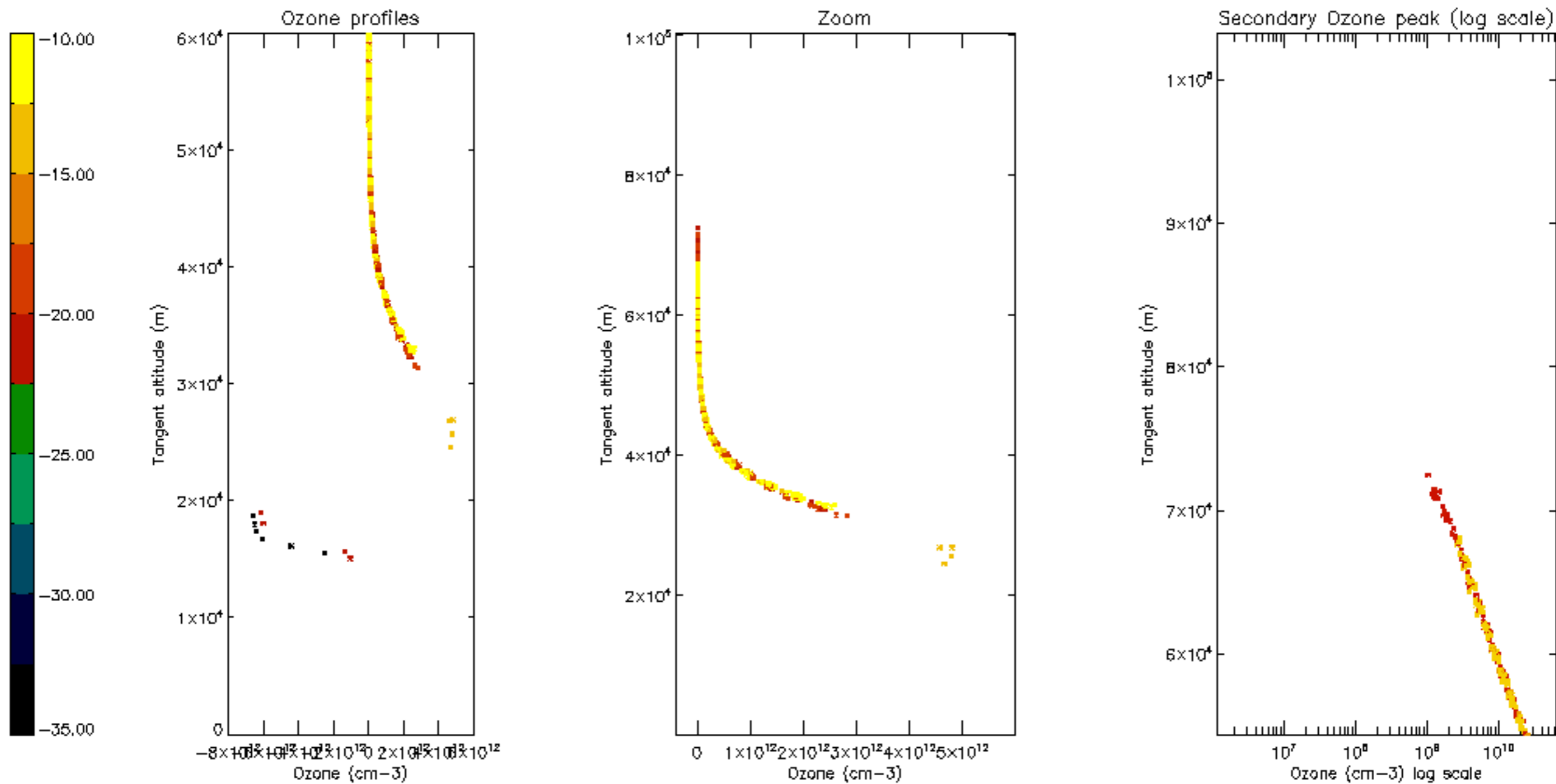
Percentage of saturation errors per profile

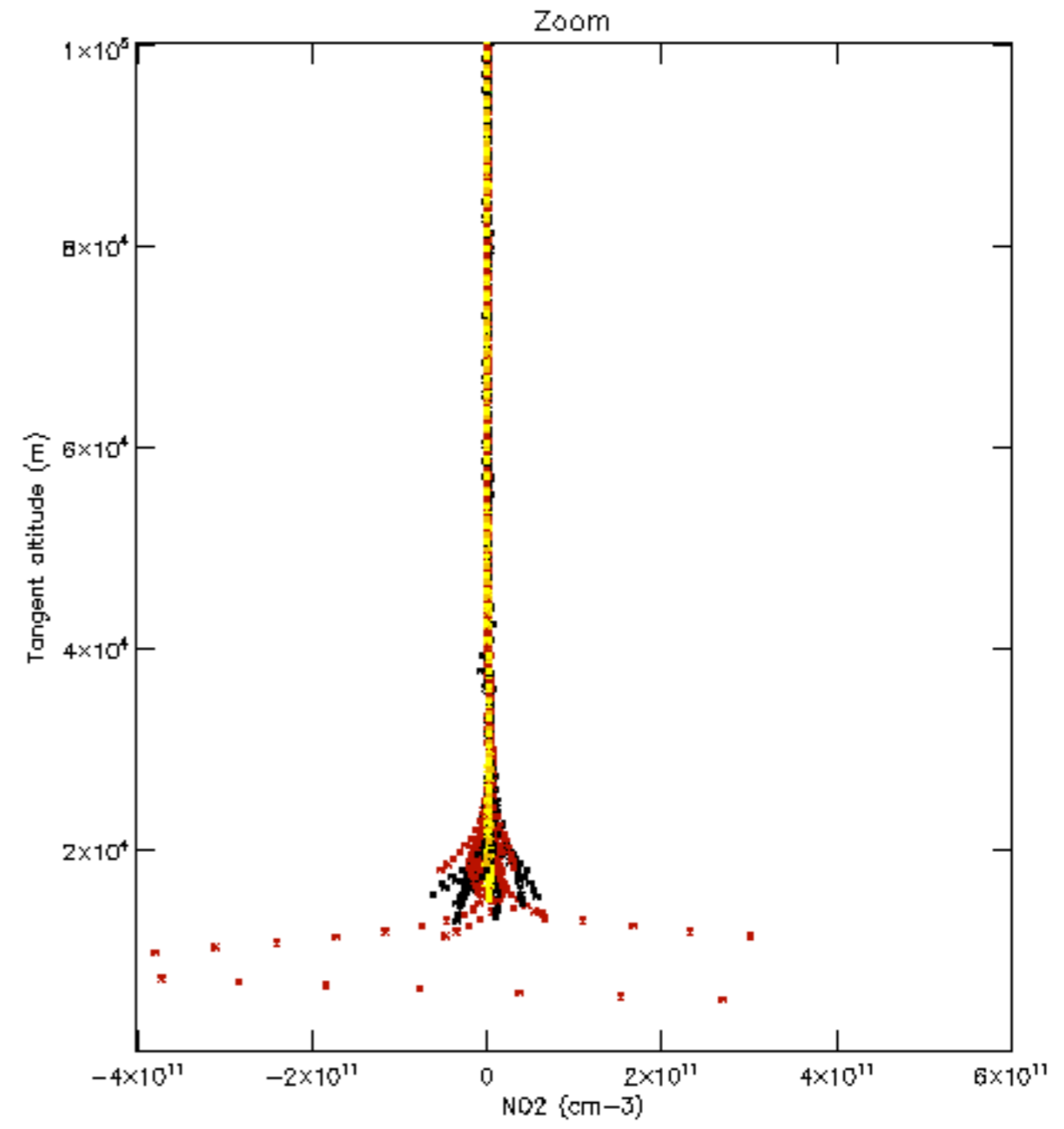
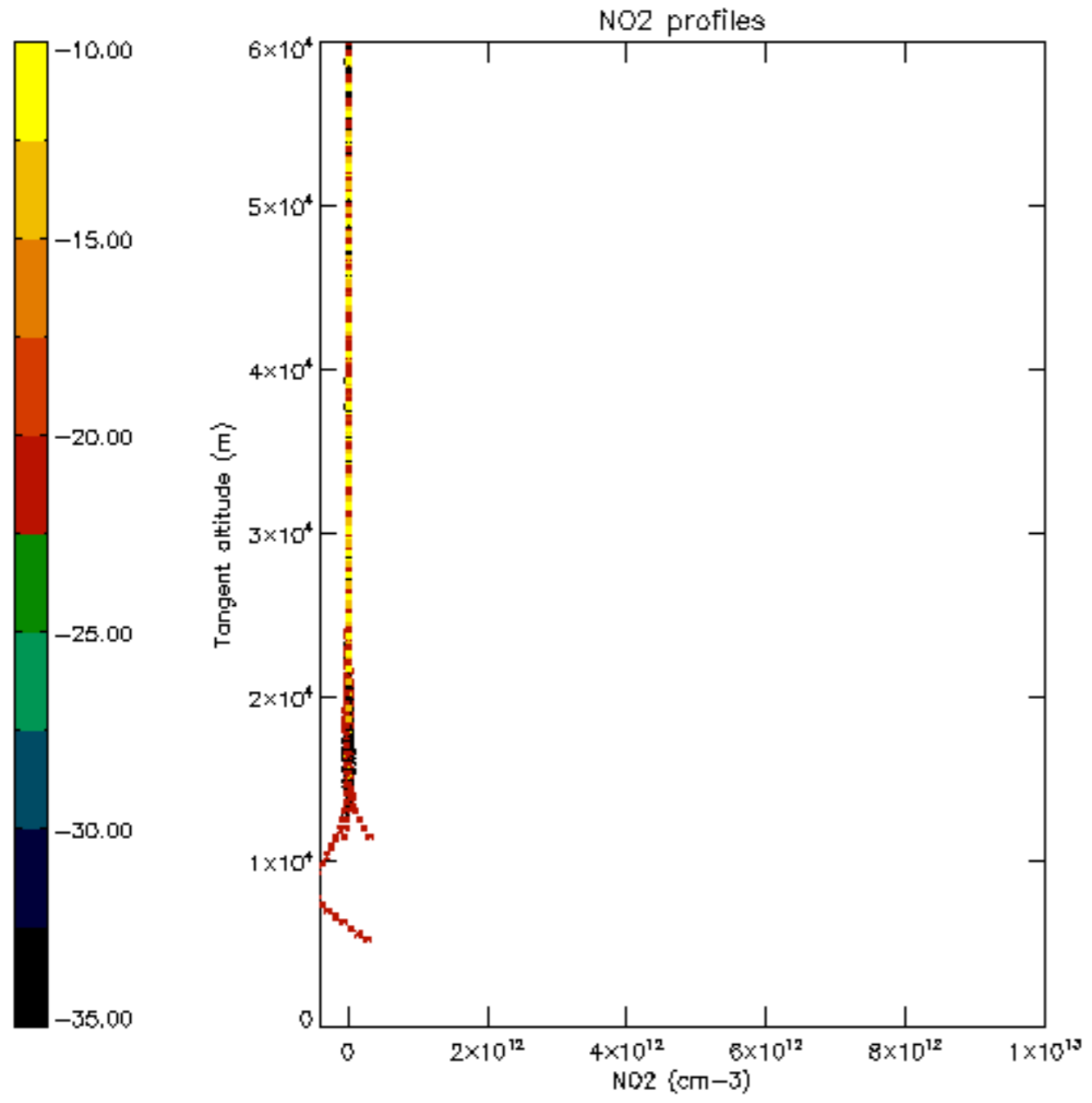


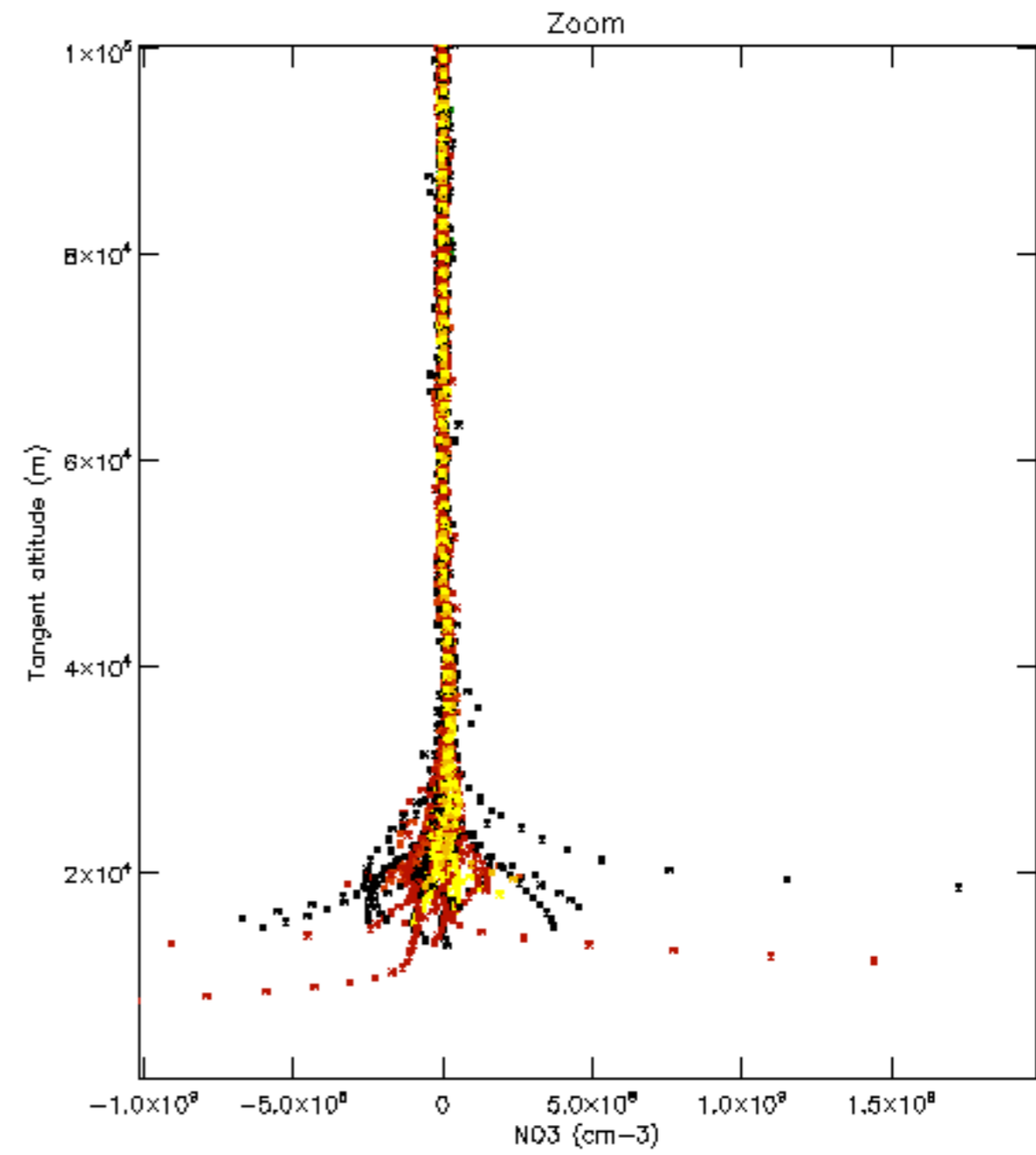
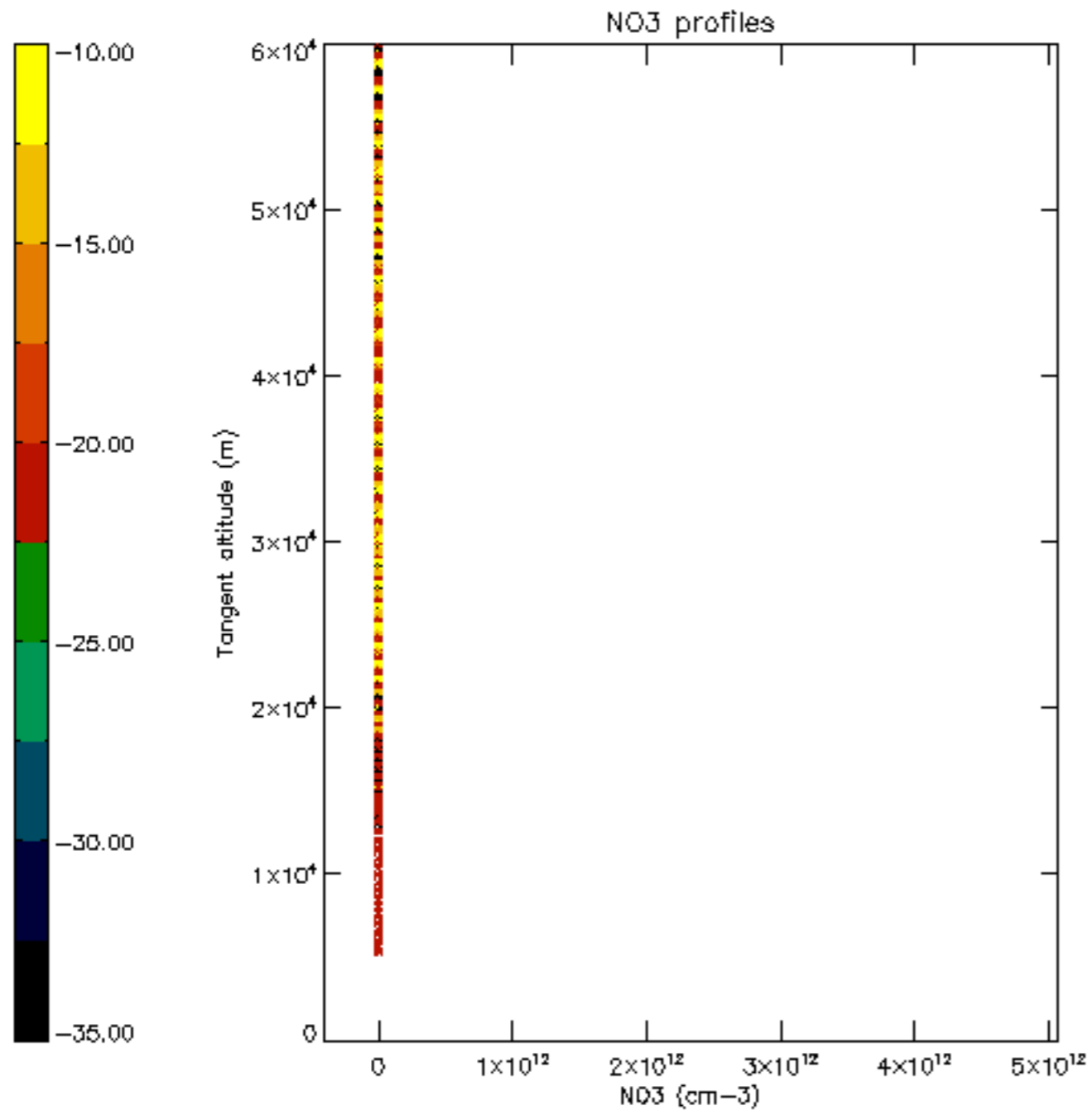


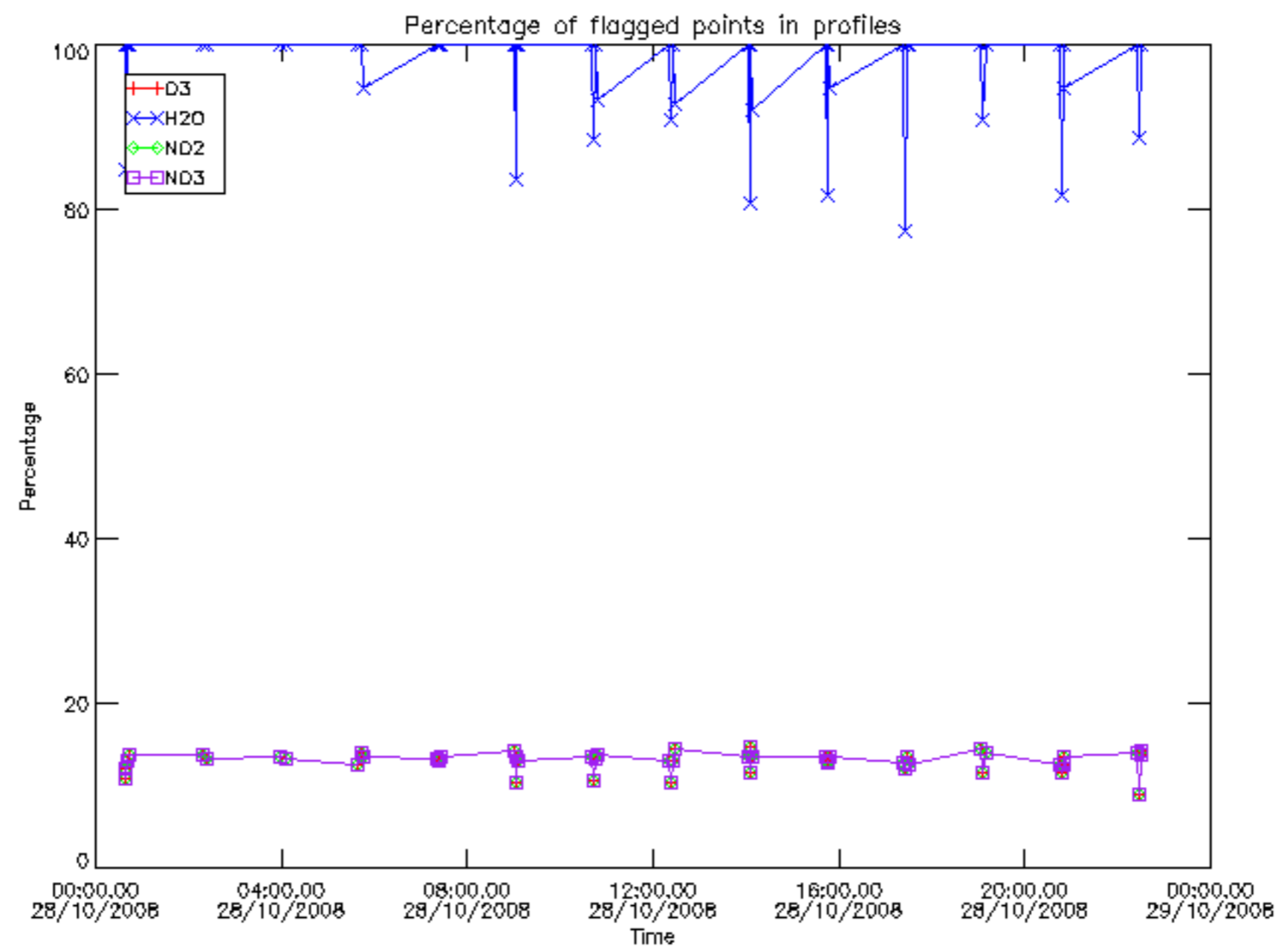




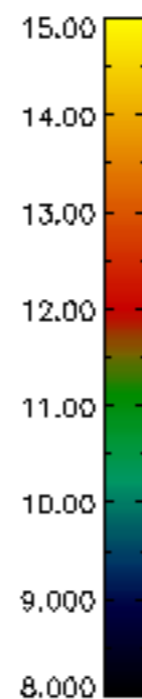
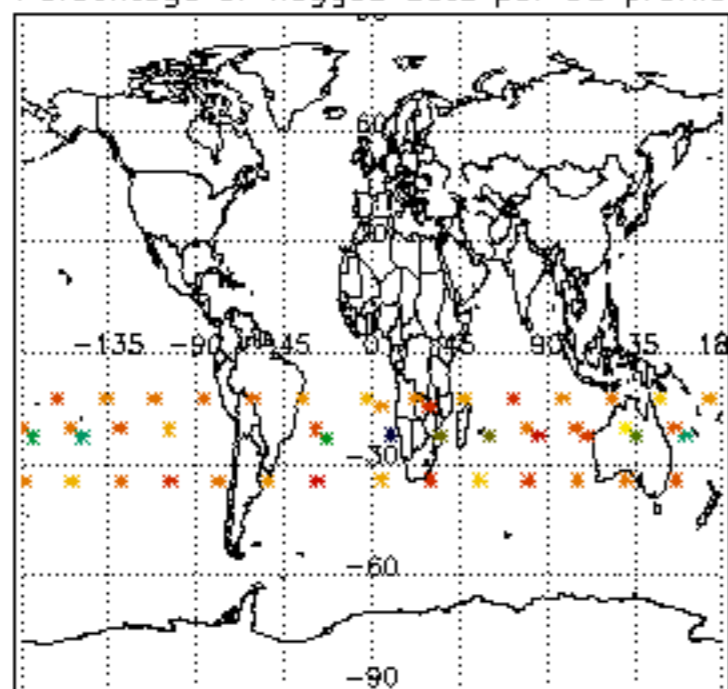




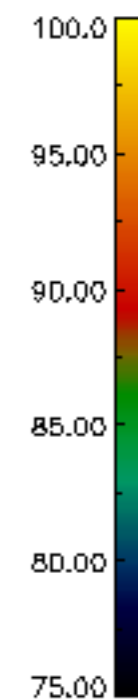
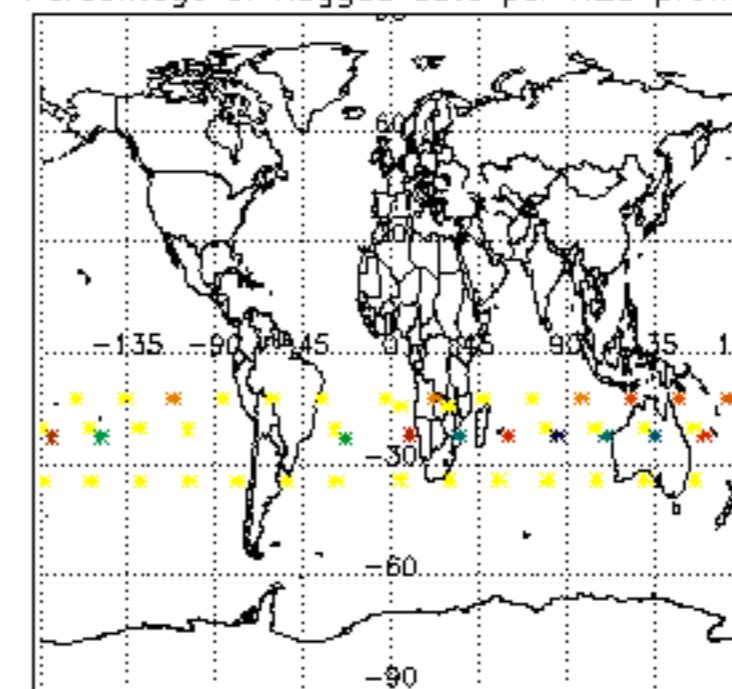




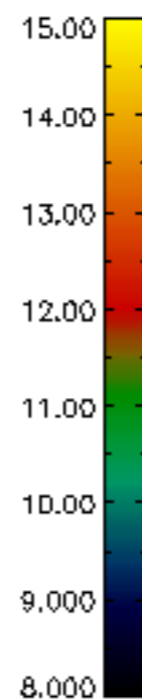
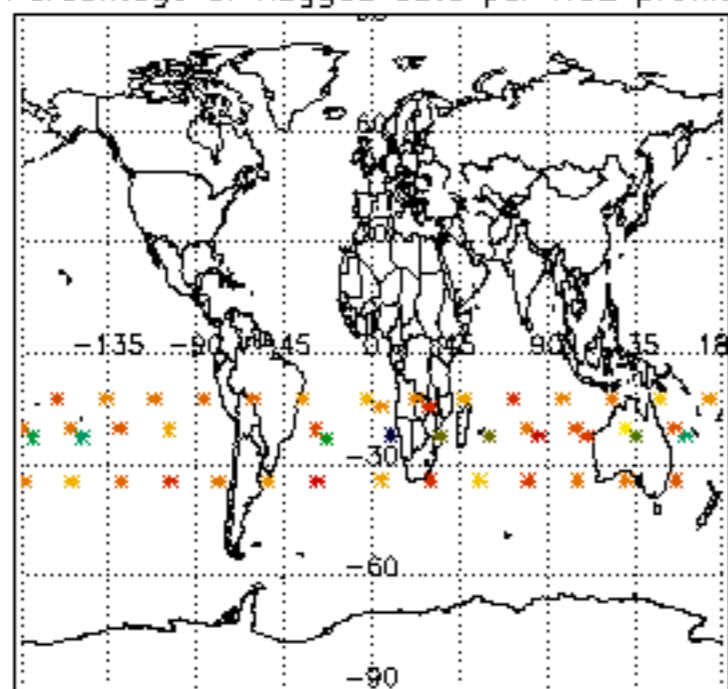
Percentage of flagged data per D3 profile



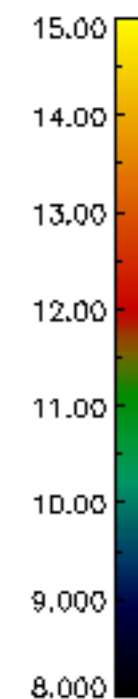
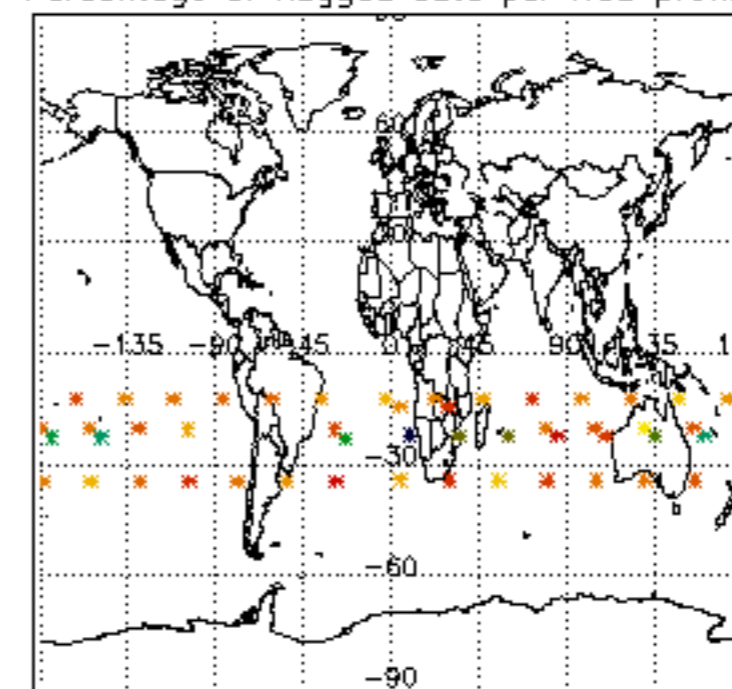
Percentage of flagged data per H2O profile

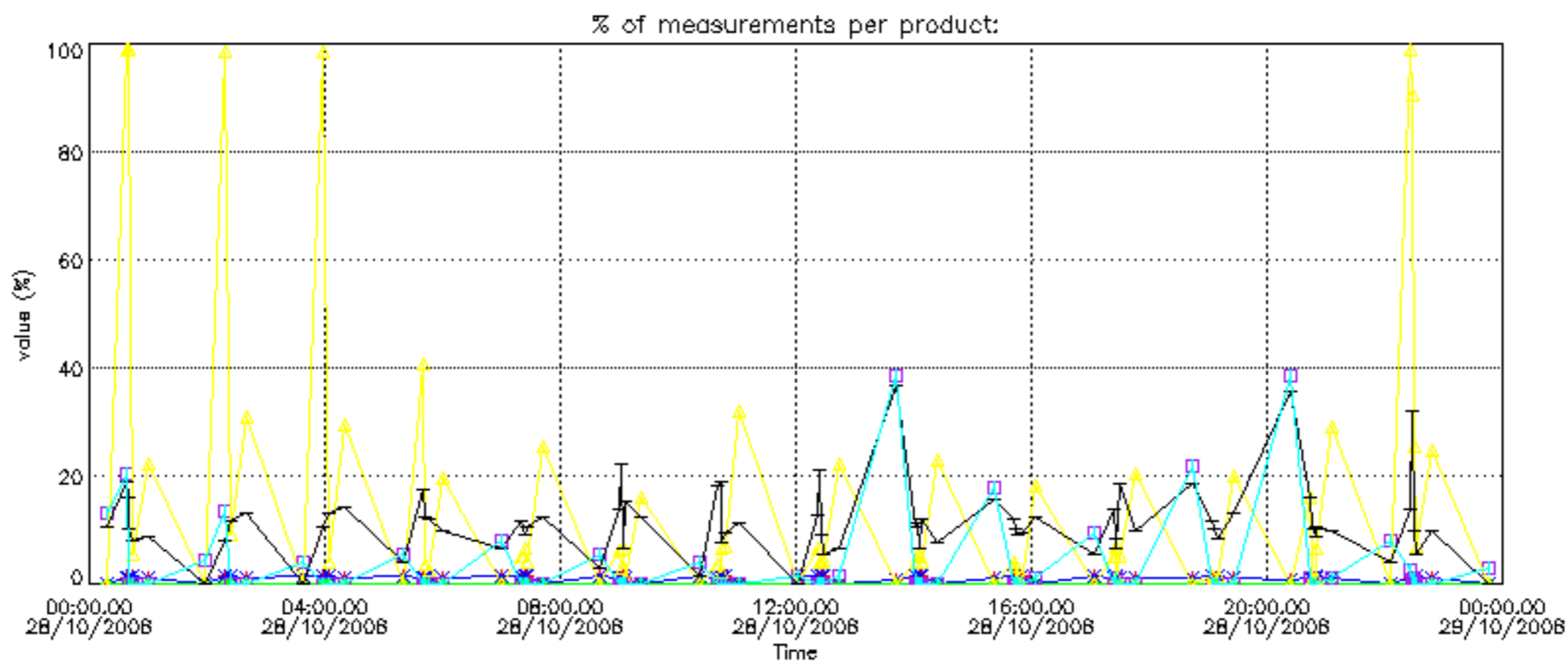


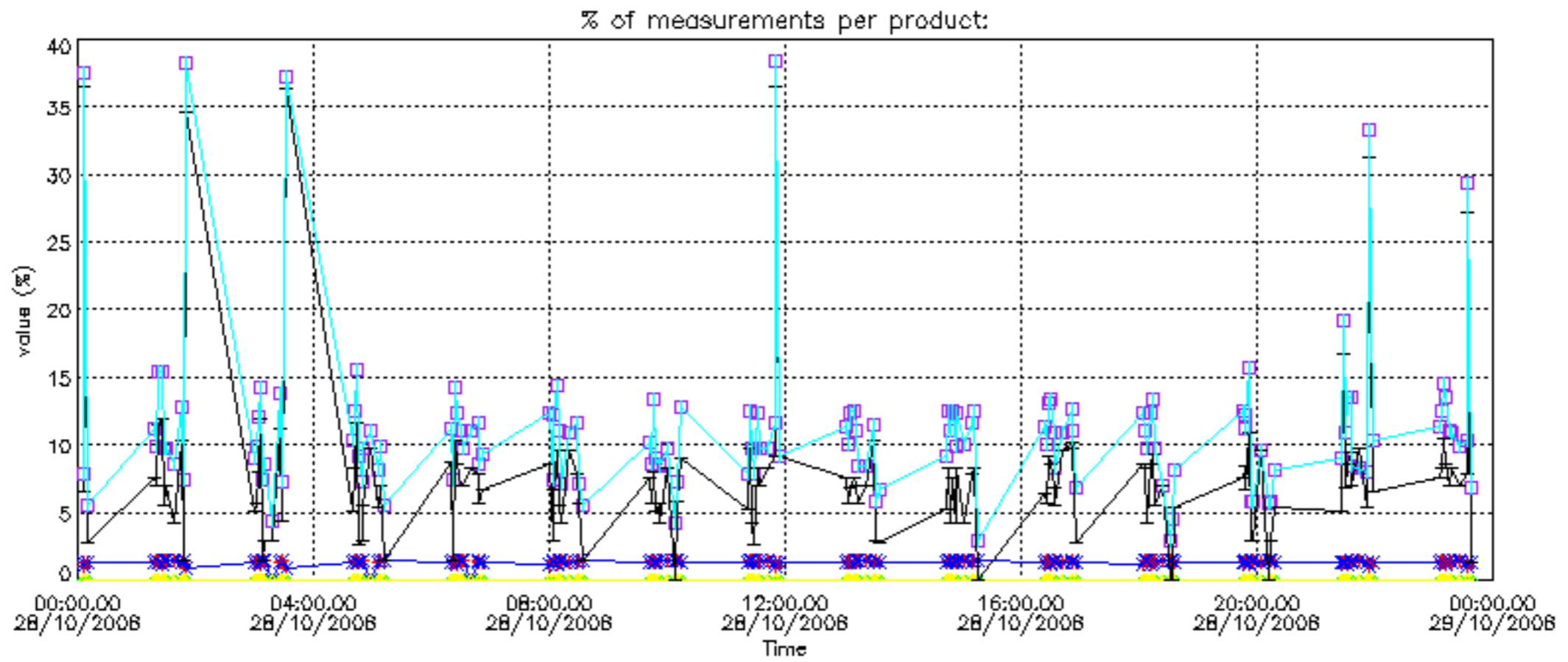
Percentage of flagged data per NO2 profile



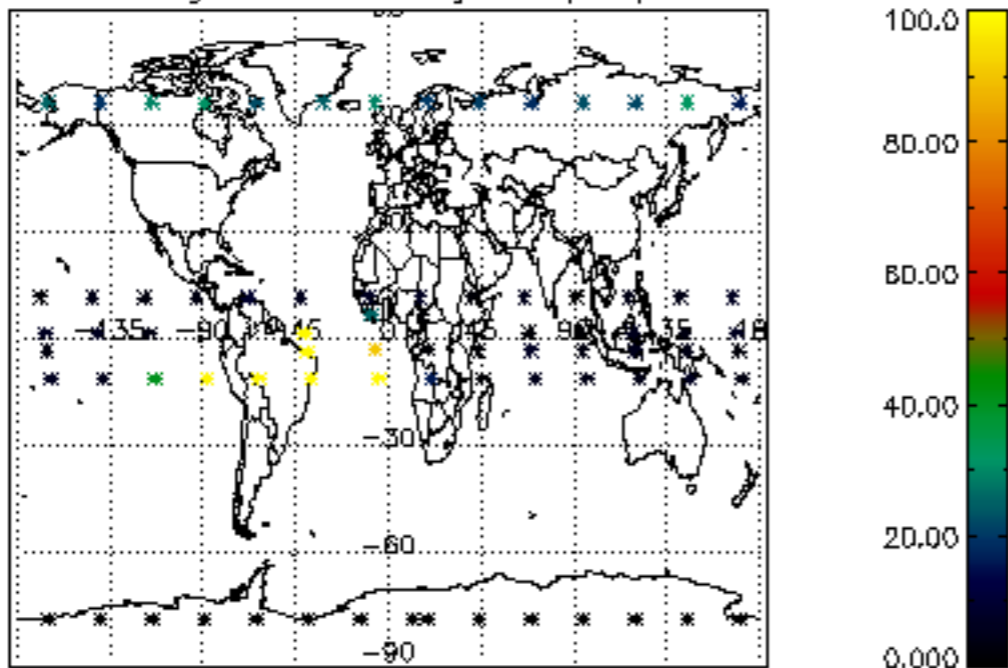
Percentage of flagged data per NO3 profile



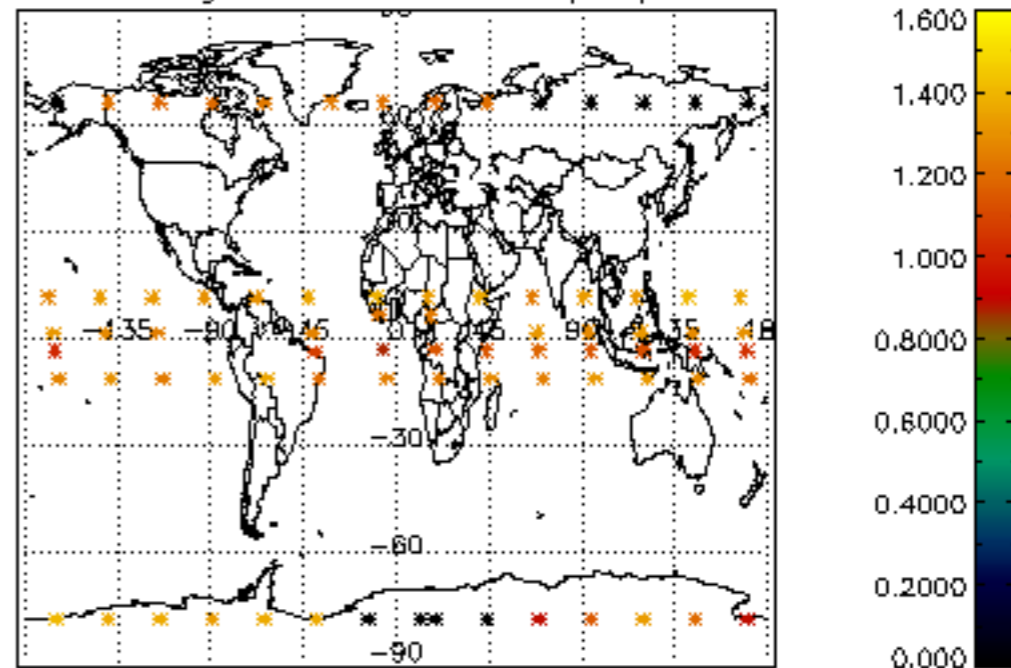




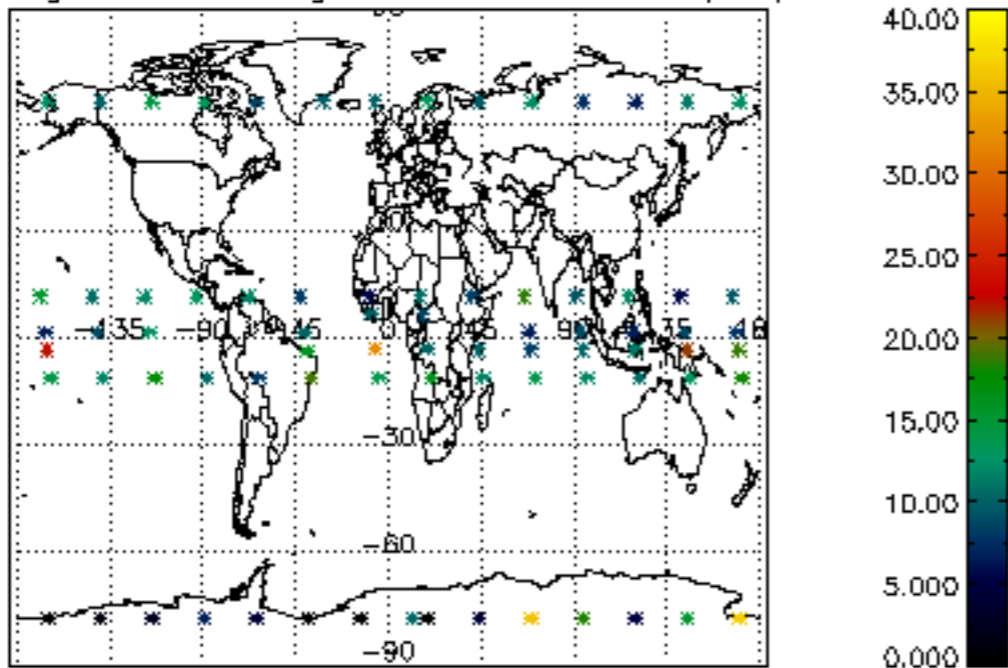
Percentage of cosmic ray hits per profile



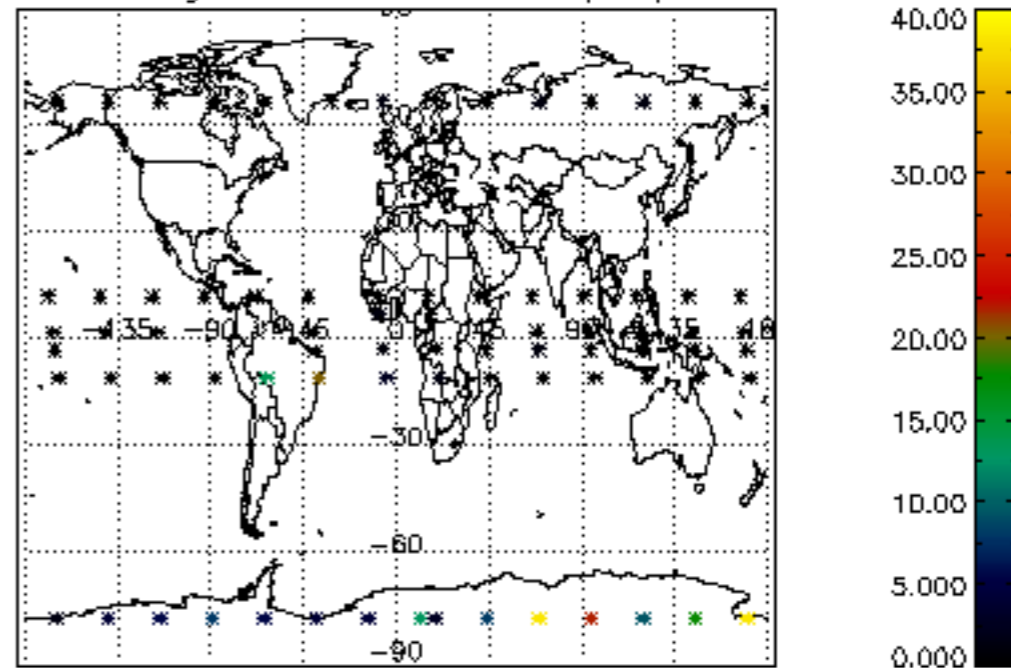
Percentage of datation errors per profile



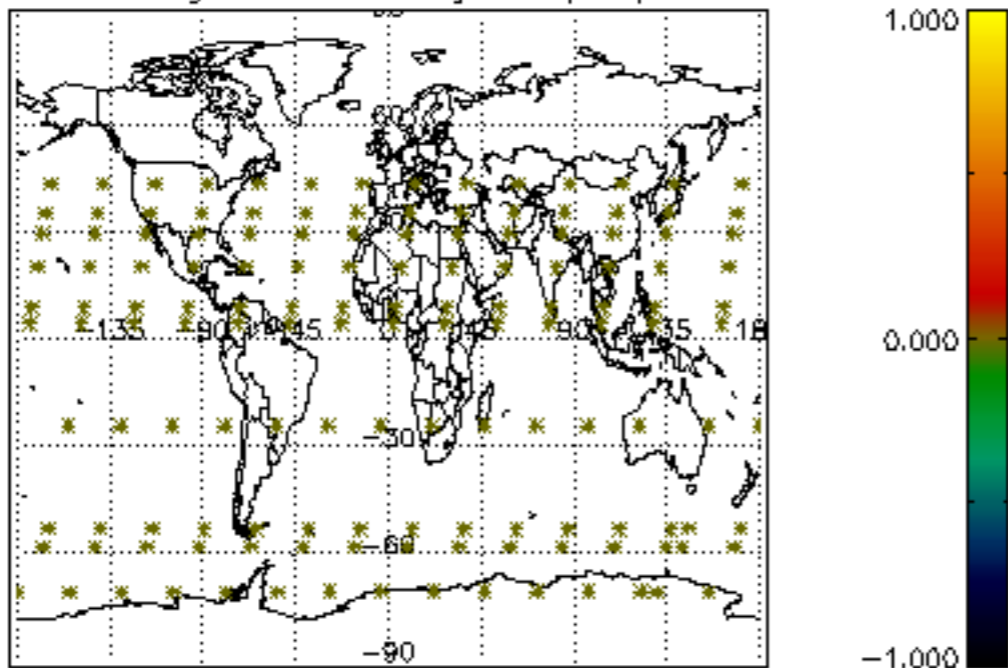
Percentage of star falling outside central band per profile



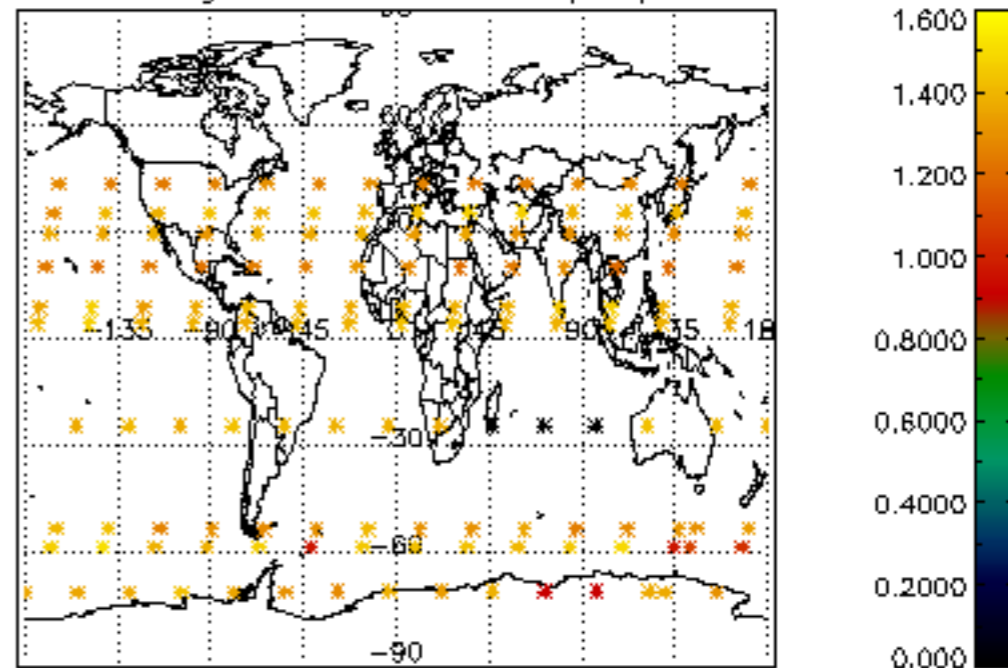
Percentage of saturation errors per profile



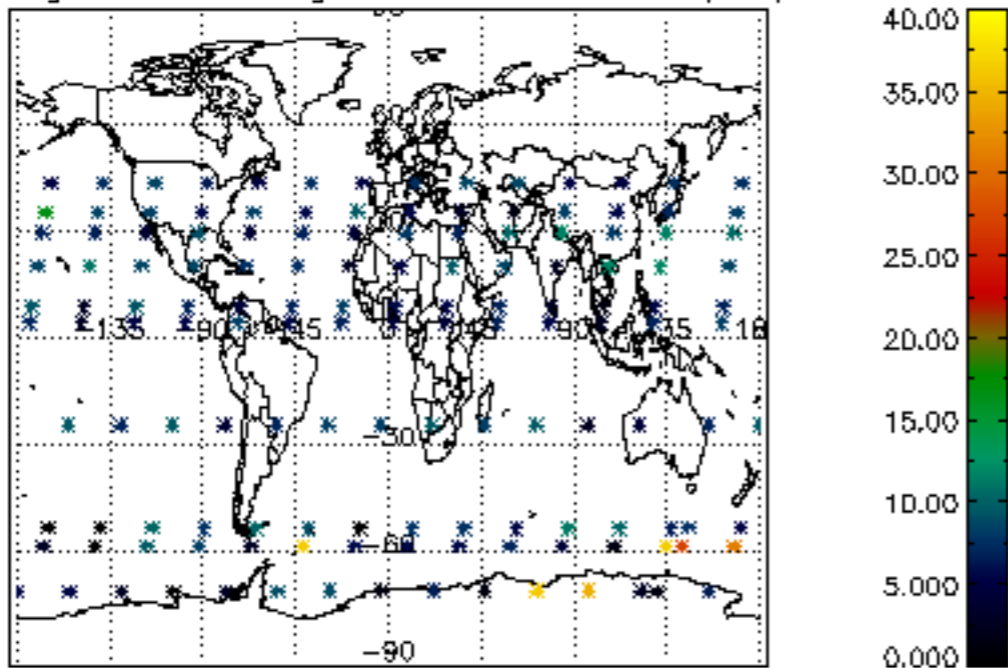
Percentage of cosmic ray hits per profile



Percentage of datation errors per profile



Percentage of star falling outside central band per profile



Percentage of saturation errors per profile

