

GOMOS Level 2 Daily Report

SUMMARY

[1. General Info](#)

[2. Summary of processed GOM_NL_2P products](#)

[3. Level 2 Quality information per product](#)

[3.1 Plot of level 2 quality information per product \(time dependant\)](#)

[3.2 Plot of level 2 quality information per product \(world map\)](#)

[4. Level 1 Quality information per product \(stored on level 2 products\)](#)

[4.1 Plot of level 1 quality information per product \(time dependant\)](#)

[4.1.1 Plot of level 1 quality information per product \(time dependant\): ASCENDING](#)

[4.1.2 Plot of level 1 quality information per product \(time dependant\): DESCENDING](#)

[4.2 Plot of level 1 quality information per product \(world map\)](#)

[4.2.1 Plot of level 1 quality information per product \(world map\): ASCENDING](#)

[4.2.2 Plot of level 1 quality information per product \(world map\): DESCENDING](#)

[5. Ozone profiles based on quality statistics and other trace gas profiles](#)

[5.1 Ozone statistics based on quality of products](#)

[5.2 Plot ozone profiles for all STD \(dark without errors\)](#)

[5.3 Plot ozone profiles where STD < 20% \(dark without errors\)](#)

[5.4. Plot ozone profiles where STD < 10% \(dark without errors\)](#)

[5.5. Plot ozone profiles where STD < 5% \(dark without errors\)](#)

[5.6 Plot NO2 profiles for all STD \(dark without errors\)](#)

[5.7 Plot NO3 profiles for all STD \(dark without errors\)](#)

[5.8 Plot H2O profiles \(only for occultations of stars 1,2,3,4,13,14,16,26,63 dark without errors\) for all STD](#)

[6. Auxiliary Data Files used for the production reported in section 2](#)

This report presents the daily analysis on parameters extracted from GOMOS level 2 data (GOM_NL__2P). It is intended to monitor some important parameters that will impact the quality of these products. A list of level 2 products (and content) that have arrived during the reporting day to the PCF is also given.

Item	Value
Time of report generation	25APR2013 21:27:18
Data source version	GOMOS/6.01
Start time of products	27-10-2008 (27OCT2008 00:00:00)
Stop time of products	28-10-2008 (28OCT2008 00:00:00)
Store outputs in DB	Yes
Nb of level 2 prods	246
Nb of prods with errors	2

2. Summary of processed GOM_NL__2P products.

Nr	Filename	UTC Start time	Limb	Duration	Star Id	Star Name	Star Mag	Star Temp	Nb Meas	Orbit	Prod. error
1	GOM_NL__2PRFIN20081027_000749_000000352073_00188_34811_7258.N1	27-OCT-2008 00:07:49	Bright	35.000	140	88Gam Peg	2.8340	26000.	70	34811	No
2	GOM_NL__2PRFIN20081027_000935_000000402073_00188_34811_7259.N1	27-OCT-2008 00:09:35	Bright	40.000	105	6Bet Ari	2.6450	8900.0	80	34811	No
3	GOM_NL__2PRFIN20081027_001141_000000352073_00188_34811_7260.N1	27-OCT-2008 00:11:41	Bright	35.000	58	21Alp And	2.0730	11000.	70	34811	No
4	GOM_NL__2PRFIN20081027_001327_000000392073_00188_34811_7261.N1	27-OCT-2008 00:13:27	Bright	39.000	53	43Bet And	2.0480	3300.0	78	34811	No
5	GOM_NL__2PRFIN20081027_001611_000000402073_00188_34811_7262.N1	27-OCT-2008 00:16:11	Bright	39.500	73	57Gam1And	2.2600	13100.	79	34811	No
6	GOM_NL__2PRFIN20081027_001916_000000342073_00188_34811_7263.N1	27-OCT-2008 00:19:16	Bright	33.500	68	18Alp Cas	2.2250	4500.0	67	34811	No
7	GOM_NL__2PRFIN20081027_002031_000000362073_00188_34811_7264.N1	27-OCT-2008 00:20:31	Bright	35.500	76	27Gam Cas	2.3000	30000.	71	34811	No
8	GOM_NL__2PRFIN20081027_002832_000000342073_00188_34811_7265.N1	27-OCT-2008 00:28:32	Bright	33.500	49	1Alp UMi	1.9900	6300.0	67	34811	No
9	GOM_NL__2PRFIN20081027_003645_000000382073_00188_34811_7266.N1	27-OCT-2008 00:36:45	Bright	38.000	36	50Alp UMa	1.8000	6300.0	76	34811	No
10	GOM_NL__2PRFIN20081027_003806_000000342073_00188_34811_7267.N1	27-OCT-2008 00:38:06	Bright	34.000	32	77Eps UMa	1.7630	11000.	68	34811	No
11	GOM_NL__2PRFIN20081027_004155_000000452073_00188_34811_7268.N1	27-OCT-2008 00:41:55	Bright	45.000	174	52Psi UMa	3.0040	4400.0	90	34811	No
12	GOM_NL__2PRFIN20081027_004904_000000352073_00188_34811_7269.N1	27-OCT-2008 00:49:04	Bright	35.000	96	68Del Leo	2.5600	9300.0	70	34811	No
13	GOM_NL__2PRFIN20081027_010846_000000402073_00188_34811_7270.N1	27-OCT-2008 01:08:46	Dark	39.500	113	Mu Vel	2.6920	5000.0	79	34811	No
14	GOM_NL__2PRFIN20081027_011048_000000462073_00188_34811_7271.N1	27-OCT-2008 01:10:48	Dark	45.500	65	Lam Vel	2.2040	4400.0	91	34811	No
15	GOM_NL__2PRFIN20081027_011219_000000392073_00189_34812_7269.N1	27-OCT-2008 01:12:19	Dark	38.500	91	Kap Vel	2.4900	26000.	77	34812	No
16	GOM_NL__2PRFIN20081027_011511_000000382073_00189_34812_7270.N1	27-OCT-2008 01:15:11	Dark	38.000	29	Bet Car	1.6720	10200.	76	34812	No
17	GOM_NL__2PRFIN20081027_013041_000000402073_00189_34812_7271.N1	27-OCT-2008 01:30:41	Straylight	40.000	157	The1Eri	2.9060	9300.0	80	34812	No
18	GOM_NL__2PRFIN20081027_013856_000000432073_00189_34812_7272.N1	27-OCT-2008 01:38:56	Straylight	42.500	52	16Bet Cet	2.0370	4500.0	85	34812	No
19	GOM_NL__2PRFIN20081027_014825_000000362073_00189_34812_7273.N1	27-OCT-2008 01:48:25	Bright	35.500	140	88Gam Peg	2.8340	26000.	71	34812	No
20	GOM_NL__2PRFIN20081027_015011_000000412073_00189_34812_7274.N1	27-OCT-2008 01:50:11	Bright	40.500	105	6Bet Ari	2.6450	8900.0	81	34812	No
21	GOM_NL__2PRFIN20081027_015217_000000372073_00189_34812_7275.N1	27-OCT-2008 01:52:17	Bright	36.500	58	21Alp And	2.0730	11000.	73	34812	No
22	GOM_NL__2PRFIN20081027_015403_000000382073_00189_34812_7276.N1	27-OCT-2008 01:54:03	Bright	37.500	53	43Bet And	2.0480	3300.0	75	34812	No
23	GOM_NL__2PRFIN20081027_015646_000000422073_00189_34812_7277.N1	27-OCT-2008 01:56:46	Bright	41.500	73	57Gam1And	2.2600	13100.	83	34812	No
24	GOM_NL__2PRFIN20081027_015952_000000362073_00189_34812_7278.N1	27-OCT-2008 01:59:52	Bright	36.000	68	18Alp Cas	2.2250	4500.0	72	34812	No
25	GOM_NL__2PRFIN20081027_020106_000000362073_00189_34812_7279.N1	27-OCT-2008 02:01:06	Bright	36.000	76	27Gam Cas	2.3000	30000.	72	34812	No
26	GOM_NL__2PRFIN20081027_020908_000000362073_00189_34812_7280.N1	27-OCT-2008 02:09:08	Bright	36.000	49	1Alp UMi	1.9900	6300.0	72	34812	No
27	GOM_NL__2PRFIN20081027_021720_000000392073_00189_34812_7281.N1	27-OCT-2008 02:17:20	Bright	39.000	36	50Alp UMa	1.8000	6300.0	78	34812	No
28	GOM_NL__2PRFIN20081027_021842_000000362073_00189_34812_7282.N1	27-OCT-2008 02:18:42	Bright	35.500	32	77Eps UMa	1.7630	11000.	71	34812	No
29	GOM_NL__2PRFIN20081027_022231_000000352073_00189_34812_7283.N1	27-OCT-2008 02:22:31	Bright	35.000	174	52Psi UMa	3.0040	4400.0	70	34812	No
30	GOM_NL__2PRFIN20081027_022940_000000362073_00189_34812_7284.N1	27-OCT-2008 02:29:40	Bright	35.500	96	68Del Leo	2.5600	9300.0	71	34812	No
31	GOM_NL__2PRFIN20081027_024922_000000372073_00189_34812_7285.N1	27-OCT-2008 02:49:22	Dark	36.500	113	Mu Vel	2.6920	5000.0	73	34812	No
32	GOM_NL__2PRFIN20081027_025125_000000452073_00189_34812_7286.N1	27-OCT-2008 02:51:25	Dark	45.000	65	Lam Vel	2.2040	4400.0	90	34812	No
33	GOM_NL__2PRFIN20081027_025255_000000392073_00190_34813_7282.N1	27-OCT-2008 02:52:55	Dark	38.500	91	Kap Vel	2.4900	26000.	77	34813	No
34	GOM_NL__2PRFIN20081027_025547_000000372073_00190_34813_7283.N1	27-OCT-2008 02:55:47	Dark	37.000	29	Bet Car	1.6720	10200.	74	34813	No
35	GOM_NL__2PRFIN20081027_031117_000000422073_00190_34813_7284.N1	27-OCT-2008 03:11:17	Straylight	42.000	157	The1Eri	2.9060	9300.0	84	34813	No
36	GOM_NL__2PRFIN20081027_031932_000000422073_00190_34813_7285.N1	27-OCT-2008 03:19:32	Straylight	41.500	52	16Bet Cet	2.0370	4500.0	83	34813	No
37	GOM_NL__2PRFIN20081027_032901_000000352073_00190_34813_7286.N1	27-OCT-2008 03:29:01	Bright	34.500	140	88Gam Peg	2.8340	26000.	69	34813	No
38	GOM_NL__2PRFIN20081027_033046_000000392073_00190_34813_7287.N1	27-OCT-2008 03:30:46	Bright	39.000	105	6Bet Ari	2.6450	8900.0	78	34813	No
39	GOM_NL__2PRFIN20081027_033254_000000372073_00190_34813_7288.N1	27-OCT-2008 03:32:54	Bright	36.500	58	21Alp And	2.0730	11000.	73	34813	No
40	GOM_NL__2PRFIN20081027_033439_000000392073_00190_34813_7289.N1	27-OCT-2008 03:34:39	Bright	38.500	53	43Bet And	2.0480	3300.0	77	34813	No
41	GOM_NL__2PRFIN20081027_033722_000000412073_00190_34813_7290.N1	27-OCT-2008 03:37:22	Bright	41.000	73	57Gam1And	2.2600	13100.	82	34813	No
42	GOM_NL__2PRFIN20081027_034028_000000332073_00190_34813_7291.N1	27-OCT-2008 03:40:28	Bright	33.000	68	18Alp Cas	2.2250	4500.0	66	34813	No

43	GOM_NL__2PRFIN20081027_034142_000000332073_00190_34813_7292.N1	27-OCT-2008 03:41:42	Bright	32.500	76	27Gam Cas	2.3000	30000.	65	34813	No
44	GOM_NL__2PRFIN20081027_034944_000000332073_00190_34813_7293.N1	27-OCT-2008 03:49:44	Bright	33.000	49	1Alp UMi	1.9900	6300.0	66	34813	No
45	GOM_NL__2PRFIN20081027_035756_000000362073_00190_34813_7294.N1	27-OCT-2008 03:57:56	Bright	36.000	36	50Alp UMa	1.8000	6300.0	72	34813	No
46	GOM_NL__2PRFIN20081027_035918_000000342073_00190_34813_7295.N1	27-OCT-2008 03:59:18	Bright	33.500	32	77Eps UMa	1.7630	11000.	67	34813	No
47	GOM_NL__2PRFIN20081027_040307_000000382073_00190_34813_7296.N1	27-OCT-2008 04:03:07	Bright	37.500	174	52Psi UMa	3.0040	4400.0	75	34813	No
48	GOM_NL__2PRFIN20081027_041016_000000362073_00190_34813_7297.N1	27-OCT-2008 04:10:16	Bright	36.000	96	68Del Leo	2.5600	9300.0	72	34813	No
49	GOM_NL__2PRFIN20081027_042959_000000392073_00190_34813_7298.N1	27-OCT-2008 04:29:59	Dark	38.500	113	Mu Vel	2.6920	5000.0	77	34813	No
50	GOM_NL__2PRFIN20081027_043202_000000582073_00190_34813_7299.N1	27-OCT-2008 04:32:02	Dark	57.500	65	Lam Vel	2.2040	4400.0	115	34813	No
51	GOM_NL__2PRFIN20081027_043332_000000392073_00191_34814_7295.N1	27-OCT-2008 04:33:32	Dark	39.000	91	Kap Vel	2.4900	26000.	78	34814	No
52	GOM_NL__2PRFIN20081027_043624_000000372073_00191_34814_7296.N1	27-OCT-2008 04:36:24	Dark	37.000	29	Bet Car	1.6720	10200.	74	34814	No
53	GOM_NL__2PRFIN20081027_045153_000000402073_00191_34814_7297.N1	27-OCT-2008 04:51:53	Straylight	40.000	157	The1Eri	2.9060	9300.0	80	34814	No
54	GOM_NL__2PRFIN20081027_050008_000000412073_00191_34814_7298.N1	27-OCT-2008 05:00:08	Straylight	40.500	52	16Bet Cet	2.0370	4500.0	81	34814	No
55	GOM_NL__2PRFIN20081027_050937_000000272073_00191_34814_7299.N1	27-OCT-2008 05:09:37	Bright	27.000	140	88Gam Peg	2.8340	26000.	54	34814	No
56	GOM_NL__2PRFIN20081027_051122_000000402073_00191_34814_7300.N1	27-OCT-2008 05:11:22	Bright	39.500	105	6Bet Ari	2.6450	8900.0	79	34814	No
57	GOM_NL__2PRFIN20081027_051330_000000372073_00191_34814_7301.N1	27-OCT-2008 05:13:30	Bright	36.500	58	21Alp And	2.0730	11000.	73	34814	No
58	GOM_NL__2PRFIN20081027_051515_000000382073_00191_34814_7302.N1	27-OCT-2008 05:15:15	Bright	38.000	53	43Bet And	2.0480	3300.0	76	34814	No
59	GOM_NL__2PRFIN20081027_051758_000000402073_00191_34814_7303.N1	27-OCT-2008 05:17:58	Bright	39.500	73	57Gam1And	2.2600	13100.	79	34814	No
60	GOM_NL__2PRFIN20081027_052104_000000362073_00191_34814_7304.N1	27-OCT-2008 05:21:04	Bright	35.500	68	18Alp Cas	2.2250	4500.0	71	34814	No
61	GOM_NL__2PRFIN20081027_052218_000000372073_00191_34814_7305.N1	27-OCT-2008 05:22:18	Bright	36.500	76	27Gam Cas	2.3000	30000.	73	34814	No
62	GOM_NL__2PRFIN20081027_053020_000000362073_00191_34814_7306.N1	27-OCT-2008 05:30:20	Bright	35.500	49	1Alp UMi	1.9900	6300.0	71	34814	No
63	GOM_NL__2PRFIN20081027_053832_000000382073_00191_34814_7307.N1	27-OCT-2008 05:38:32	Bright	38.000	36	50Alp UMa	1.8000	6300.0	76	34814	No
64	GOM_NL__2PRFIN20081027_053954_000000352073_00191_34814_7308.N1	27-OCT-2008 05:39:54	Bright	35.000	32	77Eps UMa	1.7630	11000.	70	34814	No
65	GOM_NL__2PRFIN20081027_054343_000000352073_00191_34814_7309.N1	27-OCT-2008 05:43:43	Bright	35.000	174	52Psi UMa	3.0040	4400.0	70	34814	No
66	GOM_NL__2PRFIN20081027_055053_000000362073_00191_34814_7310.N1	27-OCT-2008 05:50:53	Bright	36.000	96	68Del Leo	2.5600	9300.0	72	34814	No
67	GOM_NL__2PRFIN20081027_061035_000000382073_00191_34814_7311.N1	27-OCT-2008 06:10:35	Dark	38.000	113	Mu Vel	2.6920	5000.0	76	34814	No
68	GOM_NL__2PRFIN20081027_061239_000000482073_00191_34814_7312.N1	27-OCT-2008 06:12:39	Dark	48.000	65	Lam Vel	2.2040	4400.0	96	34814	No
69	GOM_NL__2PRFIN20081027_061409_000000392073_00192_34815_7305.N1	27-OCT-2008 06:14:09	Dark	38.500	91	Kap Vel	2.4900	26000.	77	34815	No
70	GOM_NL__2PRFIN20081027_061700_000000372073_00192_34815_7306.N1	27-OCT-2008 06:17:00	Dark	36.500	29	Bet Car	1.6720	10200.	73	34815	No
71	GOM_NL__2PRFIN20081027_063230_000000412073_00192_34815_7307.N1	27-OCT-2008 06:32:30	Straylight	41.000	157	The1Eri	2.9060	9300.0	82	34815	No
72	GOM_NL__2PRFIN20081027_064045_000000442073_00192_34815_7308.N1	27-OCT-2008 06:40:45	Straylight	44.000	52	16Bet Cet	2.0370	4500.0	88	34815	No
73	GOM_NL__2PRFIN20081027_065038_000000102073_00192_34815_7309.N1	27-OCT-2008 06:50:38	Dark	9.5000	140	88Gam Peg	2.8340	26000.	19	34815	Yes
74	GOM_NL__2PRFIN20081027_065158_000000402073_00192_34815_7310.N1	27-OCT-2008 06:51:58	Bright	40.000	105	6Bet Ari	2.6450	8900.0	80	34815	No
75	GOM_NL__2PRFIN20081027_065406_000000362073_00192_34815_7311.N1	27-OCT-2008 06:54:06	Bright	36.000	58	21Alp And	2.0730	11000.	72	34815	No
76	GOM_NL__2PRFIN20081027_065550_000000392073_00192_34815_7312.N1	27-OCT-2008 06:55:50	Bright	39.000	53	43Bet And	2.0480	3300.0	78	34815	No
77	GOM_NL__2PRFIN20081027_065833_000000422073_00192_34815_7313.N1	27-OCT-2008 06:58:33	Bright	42.000	73	57Gam1And	2.2600	13100.	84	34815	No
78	GOM_NL__2PRFIN20081027_070139_000000372073_00192_34815_7314.N1	27-OCT-2008 07:01:39	Bright	37.000	68	18Alp Cas	2.2250	4500.0	74	34815	No
79	GOM_NL__2PRFIN20081027_070254_000000362073_00192_34815_7315.N1	27-OCT-2008 07:02:54	Bright	36.000	76	27Gam Cas	2.3000	30000.	72	34815	No
80	GOM_NL__2PRFIN20081027_071056_000000362073_00192_34815_7316.N1	27-OCT-2008 07:10:56	Bright	36.000	49	1Alp UMi	1.9900	6300.0	72	34815	No
81	GOM_NL__2PRFIN20081027_071908_000000362073_00192_34815_7317.N1	27-OCT-2008 07:19:08	Bright	35.500	36	50Alp UMa	1.8000	6300.0	71	34815	No
82	GOM_NL__2PRFIN20081027_072030_000000352073_00192_34815_7318.N1	27-OCT-2008 07:20:30	Bright	34.500	32	77Eps UMa	1.7630	11000.	69	34815	No
83	GOM_NL__2PRFIN20081027_072419_000000552073_00192_34815_7319.N1	27-OCT-2008 07:24:19	Bright	55.000	174	52Psi UMa	3.0040	4400.0	110	34815	No
84	GOM_NL__2PRFIN20081027_073129_000000362073_00192_34815_7320.N1	27-OCT-2008 07:31:29	Bright	35.500	96	68Del Leo	2.5600	9300.0	71	34815	No
85	GOM_NL__2PRFIN20081027_075111_000000382073_00192_34815_7321.N1	27-OCT-2008 07:51:11	Dark	38.000	113	Mu Vel	2.6920	5000.0	76	34815	No
86	GOM_NL__2PRFIN20081027_075315_000000462073_00192_34815_7322.N1	27-OCT-2008 07:53:15	Dark	45.500	65	Lam Vel	2.2040	4400.0	91	34815	No
87	GOM_NL__2PRFIN20081027_075445_000000392073_00193_34816_7326.N1	27-OCT-2008 07:54:45	Dark	38.500	91	Kap Vel	2.4900	26000.	77	34816	No
88	GOM_NL__2PRFIN20081027_075736_000000372073_00193_34816_7327.N1	27-OCT-2008 07:57:36	Dark	36.500	29	Bet Car	1.6720	10200.	73	34816	No
89	GOM_NL__2PRFIN20081027_081306_000000402073_00193_34816_7328.N1	27-OCT-2008 08:13:06	Straylight	39.500	157	The1Eri	2.9060	9300.0	79	34816	No
90	GOM_NL__2PRFIN20081027_082121_000000422073_00193_34816_7329.N1	27-OCT-2008 08:21:21	Straylight	41.500	52	16Bet Cet	2.0370	4500.0	83	34816	No
91	GOM_NL__2PRFIN20081027_083233_000000412073_00193_34816_7330.N1	27-OCT-2008 08:32:33	Bright	40.500	105	6Bet Ari	2.6450	8900.0	81	34816	No
92	GOM_NL__2PRFIN20081027_083442_000000362073_00193_34816_7331.N1	27-OCT-2008 08:34:42	Bright	35.500	58	21Alp And	2.0730	11000.	71	34816	No
93	GOM_NL__2PRFIN20081027_083626_000000362073_00193_34816_7332.N1	27-OCT-2008 08:36:26	Bright	36.000	53	43Bet And	2.0480	3300.0	72	34816	No
94	GOM_NL__2PRFIN20081027_083909_000000402073_00193_34816_7333.N1	27-OCT-2008 08:39:09	Bright	40.000	73	57Gam1And	2.2600	13100.	80	34816	No
95	GOM_NL__2PRFIN20081027_084215_000000392073_00193_34816_7334.N1	27-OCT-2008 08:42:15	Bright	38.500	68	18Alp Cas	2.2250	4500.0	77	34816	No
96	GOM_NL__2PRFIN20081027_084330_000000362073_00193_34816_7335.N1	27-OCT-2008 08:43:30	Bright	36.000	76	27Gam Cas	2.3000	30000.	72	34816	No
97	GOM_NL__2PRFIN20081027_085131_000000332073_00193_34816_7336.N1	27-OCT-2008 08:51:31	Bright	33.000	49	1Alp UMi	1.9900	6300.0	66	34816	No
98	GOM_NL__2PRFIN20081027_085944_000000372073_00193_34816_7337.N1	27-OCT-2008 08:59:44	Bright	36.500	36	50Alp UMa	1.8000	6300.0	73	34816	No
99	GOM_NL__2PRFIN20081027_090106_000000402073_00193_34816_7338.N1	27-OCT-2008 09:01:06	Bright	39.500	32	77Eps UMa	1.7630	11000.	79	34816	No
100	GOM_NL__2PRFIN20081027_090455_000000362073_00193_34816_7339.N1	27-OCT-2008 09:04:55	Bright	35.500	174	52Psi UMa	3.0040	4400.0	71	34816	No
101	GOM_NL__2PRFIN20081027_091205_000000372073_00193_34816_7340.N1	27-OCT-2008 09:12:05	Bright	36.500	96	68Del Leo	2.5600	9300.0	73	34816	No

102	GOM_NL__2PRFIN20081027_093147_000000402073_00193_34816_7341.N1	27-OCT-2008 09:31:47	Dark	39.500	113	Mu Vel	2.6920	5000.0	79	34816	No
103	GOM_NL__2PRFIN20081027_093352_000000462073_00193_34816_7342.N1	27-OCT-2008 09:33:52	Dark	46.000	65	Lam Vel	2.2040	4400.0	92	34816	No
104	GOM_NL__2PRFIN20081027_093521_000000402073_00194_34817_7340.N1	27-OCT-2008 09:35:21	Dark	39.500	91	Kap Vel	2.4900	26000.	79	34817	No
105	GOM_NL__2PRFIN20081027_093812_000000392073_00194_34817_7341.N1	27-OCT-2008 09:38:12	Dark	39.000	29	Bet Car	1.6720	10200.	78	34817	No
106	GOM_NL__2PRFIN20081027_095342_000000422073_00194_34817_7342.N1	27-OCT-2008 09:53:42	Straylight	42.000	157	The1Eri	2.9060	9300.0	84	34817	No
107	GOM_NL__2PRFIN20081027_100157_000000432073_00194_34817_7343.N1	27-OCT-2008 10:01:57	Straylight	42.500	52	16Bet Cet	2.0370	4500.0	85	34817	No
108	GOM_NL__2PRFIN20081027_101309_000000402073_00194_34817_7344.N1	27-OCT-2008 10:13:09	Bright	40.000	105	6Bet Ari	2.6450	8900.0	80	34817	No
109	GOM_NL__2PRFIN20081027_101518_000000362073_00194_34817_7345.N1	27-OCT-2008 10:15:18	Bright	36.000	58	21Alp And	2.0730	11000.	72	34817	No
110	GOM_NL__2PRFIN20081027_101702_000000392073_00194_34817_7346.N1	27-OCT-2008 10:17:02	Bright	38.500	53	43Bet And	2.0480	3300.0	77	34817	No
111	GOM_NL__2PRFIN20081027_101944_000000402073_00194_34817_7347.N1	27-OCT-2008 10:19:44	Bright	40.000	73	57Gam1And	2.2600	13100.	80	34817	No
112	GOM_NL__2PRFIN20081027_102251_000000362073_00194_34817_7348.N1	27-OCT-2008 10:22:51	Bright	35.500	68	18Alp Cas	2.2250	4500.0	71	34817	No
113	GOM_NL__2PRFIN20081027_102406_000000362073_00194_34817_7349.N1	27-OCT-2008 10:24:06	Bright	35.500	76	27Gam Cas	2.3000	30000.	71	34817	No
114	GOM_NL__2PRFIN20081027_103207_000000372073_00194_34817_7350.N1	27-OCT-2008 10:32:07	Bright	36.500	49	1Alp UMi	1.9900	6300.0	73	34817	No
115	GOM_NL__2PRFIN20081027_104020_000000402073_00194_34817_7351.N1	27-OCT-2008 10:40:20	Bright	39.500	36	50Alp UMa	1.8000	6300.0	79	34817	No
116	GOM_NL__2PRFIN20081027_104142_000000362073_00194_34817_7352.N1	27-OCT-2008 10:41:42	Bright	35.500	32	77Eps UMa	1.7630	11000.	71	34817	No
117	GOM_NL__2PRFIN20081027_104531_000000362073_00194_34817_7353.N1	27-OCT-2008 10:45:31	Bright	36.000	174	52Psi UMa	3.0040	4400.0	72	34817	No
118	GOM_NL__2PRFIN20081027_105241_000000362073_00194_34817_7354.N1	27-OCT-2008 10:52:41	Bright	35.500	96	68Del Leo	2.5600	9300.0	71	34817	No
119	GOM_NL__2PRFIN20081027_111224_000000422073_00194_34817_7355.N1	27-OCT-2008 11:12:24	Dark	41.500	113	Mu Vel	2.6920	5000.0	83	34817	No
120	GOM_NL__2PRFIN20081027_111429_000000472073_00194_34817_7356.N1	27-OCT-2008 11:14:29	Dark	47.000	65	Lam Vel	2.2040	4400.0	94	34817	No
121	GOM_NL__2PRFIN20081027_111558_000000392073_00195_34818_7352.N1	27-OCT-2008 11:15:58	Dark	38.500	91	Kap Vel	2.4900	26000.	77	34818	No
122	GOM_NL__2PRFIN20081027_111849_000000392073_00195_34818_7353.N1	27-OCT-2008 11:18:49	Dark	39.000	29	Bet Car	1.6720	10200.	78	34818	No
123	GOM_NL__2PRFIN20081027_113419_000000392073_00195_34818_7354.N1	27-OCT-2008 11:34:19	Straylight	38.500	157	The1Eri	2.9060	9300.0	77	34818	No
124	GOM_NL__2PRFIN20081027_114233_000000412073_00195_34818_7355.N1	27-OCT-2008 11:42:33	Straylight	40.500	52	16Bet Cet	2.0370	4500.0	81	34818	No
125	GOM_NL__2PRFIN20081027_115345_000000412073_00195_34818_7356.N1	27-OCT-2008 11:53:45	Bright	40.500	105	6Bet Ari	2.6450	8900.0	81	34818	No
126	GOM_NL__2PRFIN20081027_115554_000000372073_00195_34818_7357.N1	27-OCT-2008 11:55:54	Bright	37.000	58	21Alp And	2.0730	11000.	74	34818	No
127	GOM_NL__2PRFIN20081027_115738_000000372073_00195_34818_7358.N1	27-OCT-2008 11:57:38	Bright	37.000	53	43Bet And	2.0480	3300.0	74	34818	No
128	GOM_NL__2PRFIN20081027_120020_000000392073_00195_34818_7359.N1	27-OCT-2008 12:00:20	Bright	38.500	73	57Gam1And	2.2600	13100.	77	34818	No
129	GOM_NL__2PRFIN20081027_120327_000000372073_00195_34818_7360.N1	27-OCT-2008 12:03:27	Bright	36.500	68	18Alp Cas	2.2250	4500.0	73	34818	No
130	GOM_NL__2PRFIN20081027_120441_000000362073_00195_34818_7361.N1	27-OCT-2008 12:04:41	Bright	36.000	76	27Gam Cas	2.3000	30000.	72	34818	No
131	GOM_NL__2PRFIN20081027_121243_000000362073_00195_34818_7362.N1	27-OCT-2008 12:12:43	Bright	36.000	49	1Alp UMi	1.9900	6300.0	72	34818	No
132	GOM_NL__2PRFIN20081027_122056_000000382073_00195_34818_7363.N1	27-OCT-2008 12:20:56	Bright	37.500	36	50Alp UMa	1.8000	6300.0	75	34818	No
133	GOM_NL__2PRFIN20081027_122218_000000432073_00195_34818_7364.N1	27-OCT-2008 12:22:18	Bright	43.000	32	77Eps UMa	1.7630	11000.	86	34818	No
134	GOM_NL__2PRFIN20081027_122607_000000382073_00195_34818_7365.N1	27-OCT-2008 12:26:07	Bright	38.000	174	52Psi UMa	3.0040	4400.0	76	34818	No
135	GOM_NL__2PRFIN20081027_123317_000000372073_00195_34818_7366.N1	27-OCT-2008 12:33:17	Bright	37.000	96	68Del Leo	2.5600	9300.0	74	34818	No
136	GOM_NL__2PRFIN20081027_125300_000000402073_00195_34818_7367.N1	27-OCT-2008 12:53:00	Dark	40.000	113	Mu Vel	2.6920	5000.0	80	34818	No
137	GOM_NL__2PRFIN20081027_125505_000000512073_00195_34818_7368.N1	27-OCT-2008 12:55:05	Dark	50.500	65	Lam Vel	2.2040	4400.0	101	34818	No
138	GOM_NL__2PRFIN20081027_125634_000000392073_00196_34819_7363.N1	27-OCT-2008 12:56:34	Dark	39.000	91	Kap Vel	2.4900	26000.	78	34819	No
139	GOM_NL__2PRFIN20081027_125925_000000352073_00196_34819_7364.N1	27-OCT-2008 12:59:25	Dark	35.000	29	Bet Car	1.6720	10200.	70	34819	No
140	GOM_NL__2PRFIN20081027_131455_000000412073_00196_34819_7365.N1	27-OCT-2008 13:14:55	Straylight	40.500	157	The1Eri	2.9060	9300.0	81	34819	No
141	GOM_NL__2PRFIN20081027_132309_000000422073_00196_34819_7366.N1	27-OCT-2008 13:23:09	Straylight	41.500	52	16Bet Cet	2.0370	4500.0	83	34819	No
142	GOM_NL__2PRFIN20081027_133420_000000402073_00196_34819_7367.N1	27-OCT-2008 13:34:20	Bright	40.000	105	6Bet Ari	2.6450	8900.0	80	34819	No
143	GOM_NL__2PRFIN20081027_133630_000000372073_00196_34819_7368.N1	27-OCT-2008 13:36:30	Bright	36.500	58	21Alp And	2.0730	11000.	73	34819	No
144	GOM_NL__2PRFIN20081027_133814_000000392073_00196_34819_7369.N1	27-OCT-2008 13:38:14	Bright	38.500	53	43Bet And	2.0480	3300.0	77	34819	No
145	GOM_NL__2PRFIN20081027_134055_000000412073_00196_34819_7370.N1	27-OCT-2008 13:40:55	Bright	41.000	73	57Gam1And	2.2600	13100.	82	34819	No
146	GOM_NL__2PRFIN20081027_134403_000000372073_00196_34819_7371.N1	27-OCT-2008 13:44:03	Bright	36.500	68	18Alp Cas	2.2250	4500.0	73	34819	No
147	GOM_NL__2PRFIN20081027_134517_000000372073_00196_34819_7372.N1	27-OCT-2008 13:45:17	Bright	36.500	76	27Gam Cas	2.3000	30000.	73	34819	No
148	GOM_NL__2PRFIN20081027_135319_000000372073_00196_34819_7373.N1	27-OCT-2008 13:53:19	Bright	36.500	49	1Alp UMi	1.9900	6300.0	73	34819	No
149	GOM_NL__2PRFIN20081027_140131_000000382073_00196_34819_7374.N1	27-OCT-2008 14:01:31	Bright	37.500	36	50Alp UMa	1.8000	6300.0	75	34819	No
150	GOM_NL__2PRFIN20081027_140254_000000352073_00196_34819_7375.N1	27-OCT-2008 14:02:54	Bright	35.000	32	77Eps UMa	1.7630	11000.	70	34819	No
151	GOM_NL__2PRFIN20081027_140643_000000372073_00196_34819_7376.N1	27-OCT-2008 14:06:43	Bright	36.500	174	52Psi UMa	3.0040	4400.0	73	34819	No
152	GOM_NL__2PRFIN20081027_141354_000000352073_00196_34819_7377.N1	27-OCT-2008 14:13:54	Bright	35.000	96	68Del Leo	2.5600	9300.0	70	34819	No
153	GOM_NL__2PRFIN20081027_143336_000000382073_00196_34819_7378.N1	27-OCT-2008 14:33:36	Dark	37.500	113	Mu Vel	2.6920	5000.0	75	34819	No
154	GOM_NL__2PRFIN20081027_143542_000000452073_00196_34819_7379.N1	27-OCT-2008 14:35:42	Dark	45.000	65	Lam Vel	2.2040	4400.0	90	34819	No
155	GOM_NL__2PRFIN20081027_143711_000000392073_00197_34820_7382.N1	27-OCT-2008 14:37:11	Dark	39.000	91	Kap Vel	2.4900	26000.	78	34820	No
156	GOM_NL__2PRFIN20081027_144001_000000382073_00197_34820_7383.N1	27-OCT-2008 14:40:01	Dark	37.500	29	Bet Car	1.6720	10200.	75	34820	No
157	GOM_NL__2PRFIN20081027_145531_000000382073_00197_34820_7384.N1	27-OCT-2008 14:55:31	Straylight	38.000	157	The1Eri	2.9060	9300.0	76	34820	No
158	GOM_NL__2PRFIN20081027_150345_000000402073_00197_34820_7385.N1	27-OCT-2008 15:03:45	Straylight	40.000	52	16Bet Cet	2.0370	4500.0	80	34820	No
159	GOM_NL__2PRFIN20081027_151456_000000402073_00197_34820_7386.N1	27-OCT-2008 15:14:56	Bright	39.500	105	6Bet Ari	2.6450	8900.0	79	34820	No
160	GOM_NL__2PRFIN20081027_151706_000000352073_00197_34820_7387.N1	27-OCT-2008 15:17:06	Bright	35.000	58	21Alp And	2.0730	11000.	70	34820	No

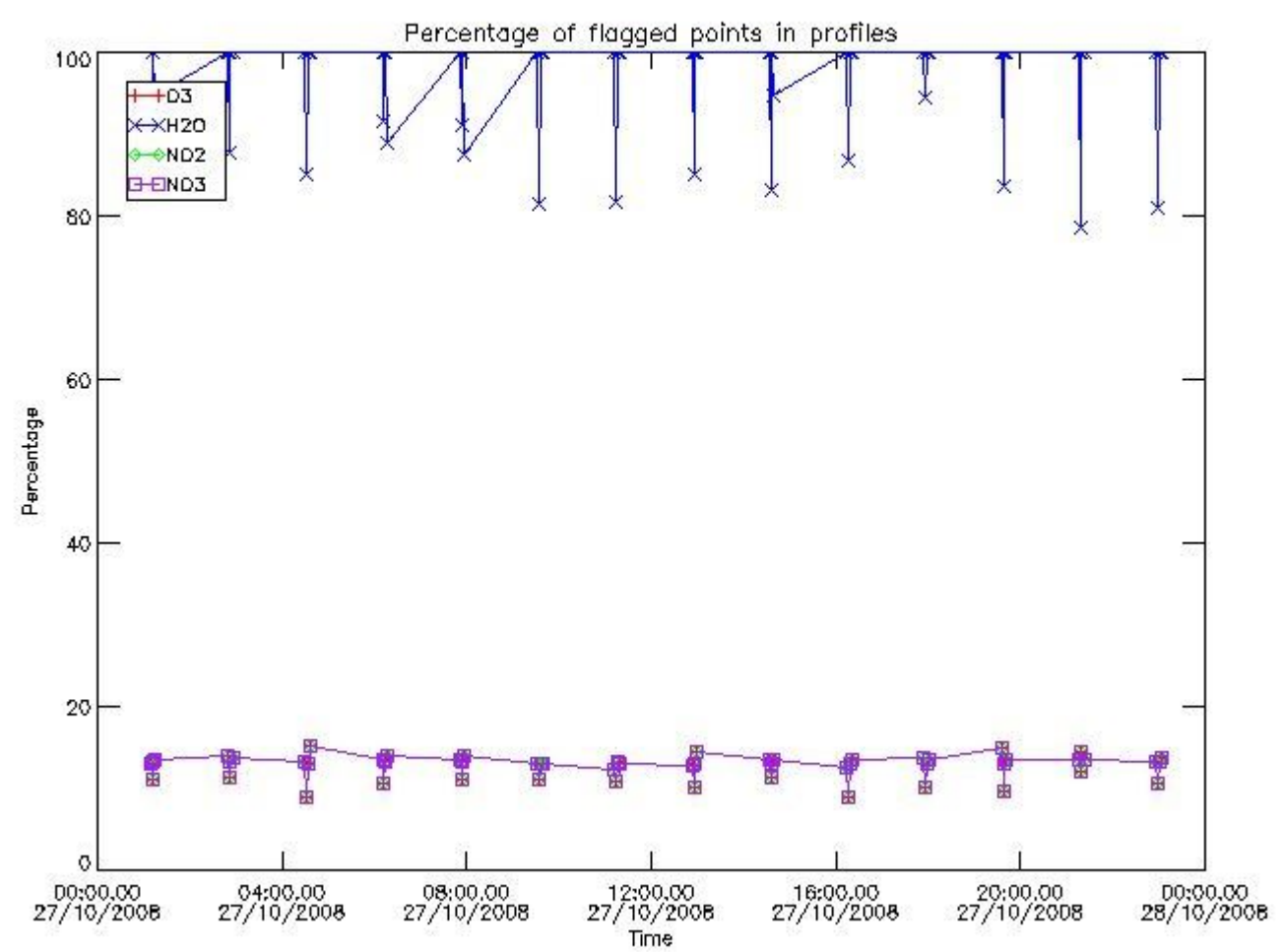
161	GOM_NL__2PRFIN20081027_151849_000000392073_00197_34820_7388.N1	27-OCT-2008 15:18:49	Bright	38.500	53	43Bet And	2.0480	3300.0	77	34820	No
162	GOM_NL__2PRFIN20081027_152131_000000422073_00197_34820_7389.N1	27-OCT-2008 15:21:31	Bright	41.500	73	57Gam1And	2.2600	13100.	83	34820	No
163	GOM_NL__2PRFIN20081027_152439_000000362073_00197_34820_7390.N1	27-OCT-2008 15:24:39	Bright	36.000	68	18Alp Cas	2.2250	4500.0	72	34820	No
164	GOM_NL__2PRFIN20081027_152553_000000362073_00197_34820_7391.N1	27-OCT-2008 15:25:53	Bright	36.000	76	27Gam Cas	2.3000	30000.	72	34820	No
165	GOM_NL__2PRFIN20081027_153355_000000362073_00197_34820_7392.N1	27-OCT-2008 15:33:55	Bright	36.000	49	1Alp UMi	1.9900	6300.0	72	34820	No
166	GOM_NL__2PRFIN20081027_154207_000000392073_00197_34820_7393.N1	27-OCT-2008 15:42:07	Bright	39.000	36	50Alp UMa	1.8000	6300.0	78	34820	No
167	GOM_NL__2PRFIN20081027_154330_000000362073_00197_34820_7394.N1	27-OCT-2008 15:43:30	Bright	35.500	32	77Eps UMa	1.7630	11000.	71	34820	No
168	GOM_NL__2PRFIN20081027_154719_000000362073_00197_34820_7395.N1	27-OCT-2008 15:47:19	Bright	36.000	174	52Psi UMa	3.0040	4400.0	72	34820	No
169	GOM_NL__2PRFIN20081027_155430_000000372073_00197_34820_7396.N1	27-OCT-2008 15:54:30	Bright	36.500	96	68Del Leo	2.5600	9300.0	73	34820	No
170	GOM_NL__2PRFIN20081027_161413_000000412073_00197_34820_7397.N1	27-OCT-2008 16:14:13	Dark	40.500	113	Mu Vel	2.6920	5000.0	81	34820	No
171	GOM_NL__2PRFIN20081027_161619_000000572073_00197_34820_7398.N1	27-OCT-2008 16:16:19	Dark	57.000	65	Lam Vel	2.2040	4400.0	114	34820	No
172	GOM_NL__2PRFIN20081027_161747_000000392073_00198_34821_7396.N1	27-OCT-2008 16:17:47	Dark	39.000	91	Kap Vel	2.4900	26000.	78	34821	No
173	GOM_NL__2PRFIN20081027_162037_000000382073_00198_34821_7397.N1	27-OCT-2008 16:20:37	Dark	38.000	29	Bet Car	1.6720	10200.	76	34821	No
174	GOM_NL__2PRFIN20081027_163607_000000412073_00198_34821_7398.N1	27-OCT-2008 16:36:07	Straylight	41.000	157	The1Eri	2.9060	9300.0	82	34821	No
175	GOM_NL__2PRFIN20081027_164430_000000332073_00198_34821_7399.N1	27-OCT-2008 16:44:30	Dark	33.000	52	16Bet Cet	2.0370	4500.0	66	34821	Yes
176	GOM_NL__2PRFIN20081027_165532_000000392073_00198_34821_7400.N1	27-OCT-2008 16:55:32	Bright	38.500	105	6Bet Ari	2.6450	8900.0	77	34821	No
177	GOM_NL__2PRFIN20081027_165742_000000362073_00198_34821_7401.N1	27-OCT-2008 16:57:42	Bright	36.000	58	21Alp And	2.0730	11000.	72	34821	No
178	GOM_NL__2PRFIN20081027_165925_000000532073_00198_34821_7402.N1	27-OCT-2008 16:59:25	Bright	53.000	53	43Bet And	2.0480	3300.0	106	34821	No
179	GOM_NL__2PRFIN20081027_170206_000000412073_00198_34821_7403.N1	27-OCT-2008 17:02:06	Bright	41.000	73	57Gam1And	2.2600	13100.	82	34821	No
180	GOM_NL__2PRFIN20081027_170515_000000372073_00198_34821_7404.N1	27-OCT-2008 17:05:15	Bright	36.500	68	18Alp Cas	2.2250	4500.0	73	34821	No
181	GOM_NL__2PRFIN20081027_170629_000000362073_00198_34821_7405.N1	27-OCT-2008 17:06:29	Bright	36.000	76	27Gam Cas	2.3000	30000.	72	34821	No
182	GOM_NL__2PRFIN20081027_171431_000000372073_00198_34821_7406.N1	27-OCT-2008 17:14:31	Bright	36.500	49	1Alp UMi	1.9900	6300.0	73	34821	No
183	GOM_NL__2PRFIN20081027_172243_000000402073_00198_34821_7407.N1	27-OCT-2008 17:22:43	Bright	39.500	36	50Alp UMa	1.8000	6300.0	79	34821	No
184	GOM_NL__2PRFIN20081027_172407_000000352073_00198_34821_7408.N1	27-OCT-2008 17:24:07	Bright	34.500	32	77Eps UMa	1.7630	11000.	69	34821	No
185	GOM_NL__2PRFIN20081027_172755_000000362073_00198_34821_7409.N1	27-OCT-2008 17:27:55	Bright	35.500	174	52Psi UMa	3.0040	4400.0	71	34821	No
186	GOM_NL__2PRFIN20081027_173506_000000372073_00198_34821_7410.N1	27-OCT-2008 17:35:06	Bright	36.500	96	68Del Leo	2.5600	9300.0	73	34821	No
187	GOM_NL__2PRFIN20081027_175449_000000372073_00198_34821_7411.N1	27-OCT-2008 17:54:49	Dark	37.000	113	Mu Vel	2.6920	5000.0	74	34821	No
188	GOM_NL__2PRFIN20081027_175656_000000562073_00198_34821_7412.N1	27-OCT-2008 17:56:56	Dark	55.500	65	Lam Vel	2.2040	4400.0	111	34821	No
189	GOM_NL__2PRFIN20081027_175824_000000392073_00199_34822_7411.N1	27-OCT-2008 17:58:24	Dark	39.000	91	Kap Vel	2.4900	26000.	78	34822	No
190	GOM_NL__2PRFIN20081027_180114_000000382073_00199_34822_7412.N1	27-OCT-2008 18:01:14	Dark	37.500	29	Bet Car	1.6720	10200.	75	34822	No
191	GOM_NL__2PRFIN20081027_181644_000000402073_00199_34822_7413.N1	27-OCT-2008 18:16:44	Straylight	40.000	157	The1Eri	2.9060	9300.0	80	34822	No
192	GOM_NL__2PRFIN20081027_183608_000000422073_00199_34822_7414.N1	27-OCT-2008 18:36:08	Bright	41.500	105	6Bet Ari	2.6450	8900.0	83	34822	No
193	GOM_NL__2PRFIN20081027_183818_000000342073_00199_34822_7415.N1	27-OCT-2008 18:38:18	Bright	33.500	58	21Alp And	2.0730	11000.	67	34822	No
194	GOM_NL__2PRFIN20081027_184001_000000382073_00199_34822_7416.N1	27-OCT-2008 18:40:01	Bright	37.500	53	43Bet And	2.0480	3300.0	75	34822	No
195	GOM_NL__2PRFIN20081027_184242_000000412073_00199_34822_7417.N1	27-OCT-2008 18:42:42	Bright	41.000	73	57Gam1And	2.2600	13100.	82	34822	No
196	GOM_NL__2PRFIN20081027_184551_000000372073_00199_34822_7418.N1	27-OCT-2008 18:45:51	Bright	36.500	68	18Alp Cas	2.2250	4500.0	73	34822	No
197	GOM_NL__2PRFIN20081027_184705_000000362073_00199_34822_7419.N1	27-OCT-2008 18:47:05	Bright	36.000	76	27Gam Cas	2.3000	30000.	72	34822	No
198	GOM_NL__2PRFIN20081027_185507_000000382073_00199_34822_7420.N1	27-OCT-2008 18:55:07	Bright	38.000	49	1Alp UMi	1.9900	6300.0	76	34822	No
199	GOM_NL__2PRFIN20081027_190319_000000352073_00199_34822_7421.N1	27-OCT-2008 19:03:19	Bright	35.000	36	50Alp UMa	1.8000	6300.0	70	34822	No
200	GOM_NL__2PRFIN20081027_190443_000000332073_00199_34822_7422.N1	27-OCT-2008 19:04:43	Bright	33.000	32	77Eps UMa	1.7630	11000.	66	34822	No
201	GOM_NL__2PRFIN20081027_190831_000000372073_00199_34822_7423.N1	27-OCT-2008 19:08:31	Bright	37.000	174	52Psi UMa	3.0040	4400.0	74	34822	No
202	GOM_NL__2PRFIN20081027_191542_000000372073_00199_34822_7424.N1	27-OCT-2008 19:15:42	Bright	36.500	96	68Del Leo	2.5600	9300.0	73	34822	No
203	GOM_NL__2PRFIN20081027_193525_000000382073_00199_34822_7425.N1	27-OCT-2008 19:35:25	Dark	37.500	113	Mu Vel	2.6920	5000.0	75	34822	No
204	GOM_NL__2PRFIN20081027_193732_000000532073_00199_34822_7426.N1	27-OCT-2008 19:37:32	Dark	52.500	65	Lam Vel	2.2040	4400.0	105	34822	No
205	GOM_NL__2PRFIN20081027_193900_000000392073_00200_34823_7425.N1	27-OCT-2008 19:39:00	Dark	39.000	91	Kap Vel	2.4900	26000.	78	34823	No
206	GOM_NL__2PRFIN20081027_194150_000000382073_00200_34823_7426.N1	27-OCT-2008 19:41:50	Dark	37.500	29	Bet Car	1.6720	10200.	75	34823	No
207	GOM_NL__2PRFIN20081027_195720_000000422073_00200_34823_7427.N1	27-OCT-2008 19:57:20	Straylight	42.000	157	The1Eri	2.9060	9300.0	84	34823	No
208	GOM_NL__2PRFIN20081027_201643_000000412073_00200_34823_7428.N1	27-OCT-2008 20:16:43	Bright	40.500	105	6Bet Ari	2.6450	8900.0	81	34823	No
209	GOM_NL__2PRFIN20081027_201854_000000352073_00200_34823_7429.N1	27-OCT-2008 20:18:54	Bright	35.000	58	21Alp And	2.0730	11000.	70	34823	No
210	GOM_NL__2PRFIN20081027_202037_000000392073_00200_34823_7430.N1	27-OCT-2008 20:20:37	Bright	39.000	53	43Bet And	2.0480	3300.0	78	34823	No
211	GOM_NL__2PRFIN20081027_202318_000000422073_00200_34823_7431.N1	27-OCT-2008 20:23:18	Bright	41.500	73	57Gam1And	2.2600	13100.	83	34823	No
212	GOM_NL__2PRFIN20081027_202626_000000352073_00200_34823_7432.N1	27-OCT-2008 20:26:26	Bright	35.000	68	18Alp Cas	2.2250	4500.0	70	34823	No
213	GOM_NL__2PRFIN20081027_202741_000000352073_00200_34823_7433.N1	27-OCT-2008 20:27:41	Bright	34.500	76	27Gam Cas	2.3000	30000.	69	34823	No
214	GOM_NL__2PRFIN20081027_203543_000000342073_00200_34823_7434.N1	27-OCT-2008 20:35:43	Bright	33.500	49	1Alp UMi	1.9900	6300.0	67	34823	No
215	GOM_NL__2PRFIN20081027_204355_000000352073_00200_34823_7435.N1	27-OCT-2008 20:43:55	Bright	34.500	36	50Alp UMa	1.8000	6300.0	69	34823	No
216	GOM_NL__2PRFIN20081027_204519_000000522073_00200_34823_7436.N1	27-OCT-2008 20:45:19	Bright	52.000	32	77Eps UMa	1.7630	11000.	104	34823	No
217	GOM_NL__2PRFIN20081027_204907_000000362073_00200_34823_7437.N1	27-OCT-2008 20:49:07	Bright	36.000	174	52Psi UMa	3.0040	4400.0	72	34823	No
218	GOM_NL__2PRFIN20081027_205618_000000362073_00200_34823_7438.N1	27-OCT-2008 20:56:18	Bright	36.000	96	68Del Leo	2.5600	9300.0	72	34823	No
219	GOM_NL__2PRFIN20081027_211601_000000382073_00200_34823_7439.N1	27-OCT-2008 21:16:01	Dark	37.500	113	Mu Vel	2.6920	5000.0	75	34823	No

220	GOM_NL__2PRFIN20081027_211809_000000432073_00200_34823_7440.N1	27-OCT-2008 21:18:09	Dark	42.500	65	Lam Vel	2.2040	4400.0	85	34823	No
221	GOM_NL__2PRFIN20081027_211937_000000392073_00201_34824_7436.N1	27-OCT-2008 21:19:37	Dark	39.000	91	Kap Vel	2.4900	26000.	78	34824	No
222	GOM_NL__2PRFIN20081027_212226_000000382073_00201_34824_7437.N1	27-OCT-2008 21:22:26	Dark	37.500	29	Bet Car	1.6720	10200.	75	34824	No
223	GOM_NL__2PRFIN20081027_213756_000000412073_00201_34824_7438.N1	27-OCT-2008 21:37:56	Straylight	40.500	157	The1Eri	2.9060	9300.0	81	34824	No
224	GOM_NL__2PRFIN20081027_215719_000000392073_00201_34824_7439.N1	27-OCT-2008 21:57:19	Bright	39.000	105	6Bet Ari	2.6450	8900.0	78	34824	No
225	GOM_NL__2PRFIN20081027_215931_000000352073_00201_34824_7440.N1	27-OCT-2008 21:59:31	Bright	35.000	58	21Alp And	2.0730	11000.	70	34824	No
226	GOM_NL__2PRFIN20081027_220113_000000372073_00201_34824_7441.N1	27-OCT-2008 22:01:13	Bright	36.500	53	43Bet And	2.0480	3300.0	73	34824	No
227	GOM_NL__2PRFIN20081027_220353_000000382073_00201_34824_7442.N1	27-OCT-2008 22:03:53	Bright	38.000	73	57Gam1And	2.2600	13100.	76	34824	No
228	GOM_NL__2PRFIN20081027_220702_000000362073_00201_34824_7443.N1	27-OCT-2008 22:07:02	Bright	36.000	68	18Alp Cas	2.2250	4500.0	72	34824	No
229	GOM_NL__2PRFIN20081027_220816_000000362073_00201_34824_7444.N1	27-OCT-2008 22:08:16	Bright	35.500	76	27Gam Cas	2.3000	30000.	71	34824	No
230	GOM_NL__2PRFIN20081027_221619_000000372073_00201_34824_7445.N1	27-OCT-2008 22:16:19	Bright	36.500	49	1Alp UMi	1.9900	6300.0	73	34824	No
231	GOM_NL__2PRFIN20081027_222431_000000402073_00201_34824_7446.N1	27-OCT-2008 22:24:31	Bright	39.500	36	50Alp UMa	1.8000	6300.0	79	34824	No
232	GOM_NL__2PRFIN20081027_222555_000000352073_00201_34824_7447.N1	27-OCT-2008 22:25:55	Bright	34.500	32	77Eps UMa	1.7630	11000.	69	34824	No
233	GOM_NL__2PRFIN20081027_222943_000000402073_00201_34824_7448.N1	27-OCT-2008 22:29:43	Bright	39.500	174	52Psi UMa	3.0040	4400.0	79	34824	No
234	GOM_NL__2PRFIN20081027_223654_000000552073_00201_34824_7449.N1	27-OCT-2008 22:36:54	Bright	54.500	96	68Del Leo	2.5600	9300.0	109	34824	No
235	GOM_NL__2PRFIN20081027_225638_000000432073_00201_34824_7450.N1	27-OCT-2008 22:56:38	Dark	42.500	113	Mu Vel	2.6920	5000.0	85	34824	No
236	GOM_NL__2PRFIN20081027_225846_000000582073_00201_34824_7451.N1	27-OCT-2008 22:58:46	Dark	58.000	65	Lam Vel	2.2040	4400.0	116	34824	No
237	GOM_NL__2PRFIN20081027_230013_000000392073_00202_34825_7457.N1	27-OCT-2008 23:00:13	Dark	38.500	91	Kap Vel	2.4900	26000.	77	34825	No
238	GOM_NL__2PRFIN20081027_230302_000000372073_00202_34825_7458.N1	27-OCT-2008 23:03:02	Dark	37.000	29	Bet Car	1.6720	10200.	74	34825	No
239	GOM_NL__2PRFIN20081027_231833_000000412073_00202_34825_7459.N1	27-OCT-2008 23:18:33	Straylight	41.000	157	The1Eri	2.9060	9300.0	82	34825	No
240	GOM_NL__2PRFIN20081027_233755_000000402073_00202_34825_7460.N1	27-OCT-2008 23:37:55	Bright	40.000	105	6Bet Ari	2.6450	8900.0	80	34825	No
241	GOM_NL__2PRFIN20081027_234007_000000362073_00202_34825_7461.N1	27-OCT-2008 23:40:07	Bright	35.500	58	21Alp And	2.0730	11000.	71	34825	No
242	GOM_NL__2PRFIN20081027_234148_000000392073_00202_34825_7462.N1	27-OCT-2008 23:41:48	Bright	38.500	53	43Bet And	2.0480	3300.0	77	34825	No
243	GOM_NL__2PRFIN20081027_234429_000000422073_00202_34825_7463.N1	27-OCT-2008 23:44:29	Bright	41.500	73	57Gam1And	2.2600	13100.	83	34825	No
244	GOM_NL__2PRFIN20081027_234738_000000342073_00202_34825_7464.N1	27-OCT-2008 23:47:38	Bright	33.500	68	18Alp Cas	2.2250	4500.0	67	34825	No
245	GOM_NL__2PRFIN20081027_234852_000000362073_00202_34825_7465.N1	27-OCT-2008 23:48:52	Bright	36.000	76	27Gam Cas	2.3000	30000.	72	34825	No
246	GOM_NL__2PRFIN20081027_235654_000000362073_00202_34825_7466.N1	27-OCT-2008 23:56:54	Bright	36.000	49	1Alp UMi	1.9900	6300.0	72	34825	No

3. Quality information per product

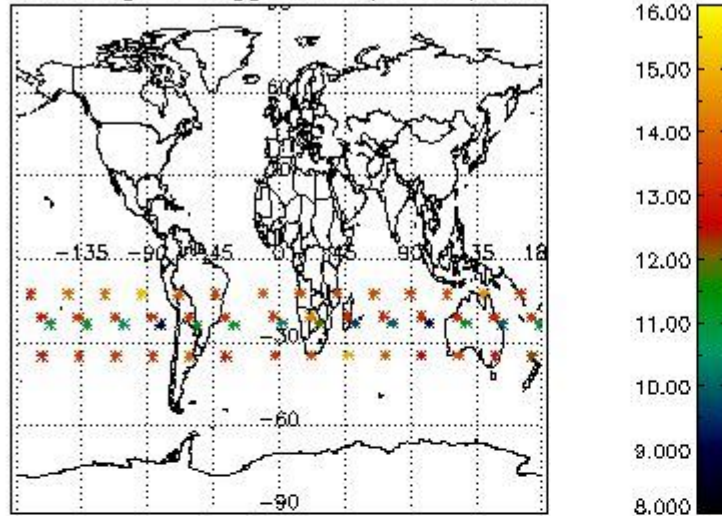
In this section it is plotted some information contained in the Quality Summary data set of the level 2 products. Only products in dark limb conditions and without errors (error flag in the MPH set to "0") are used.

3.1 Plot quality information per product (time dependant)

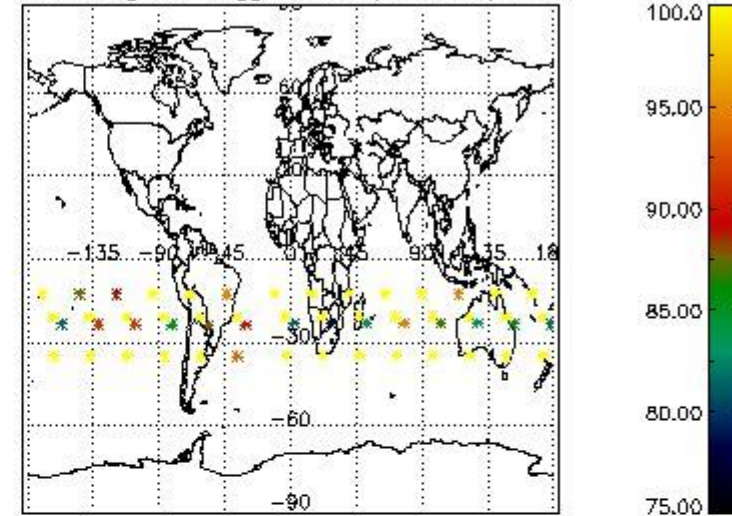


3.2 Plot quality information per product (world map)

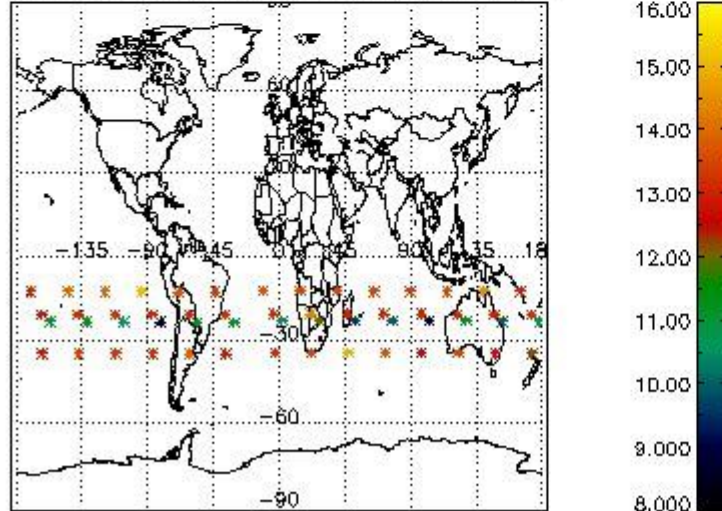
Percentage of flagged data per O3 profile



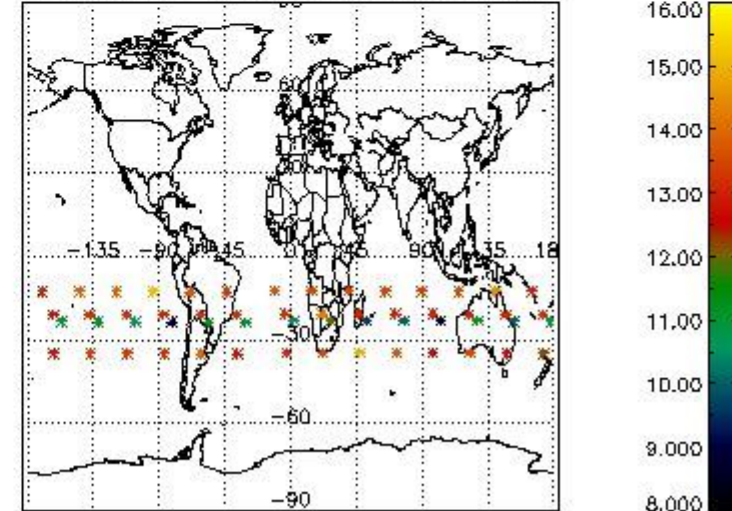
Percentage of flagged data per H2O profile



Percentage of flagged data per NO2 profile



Percentage of flagged data per NO3 profile

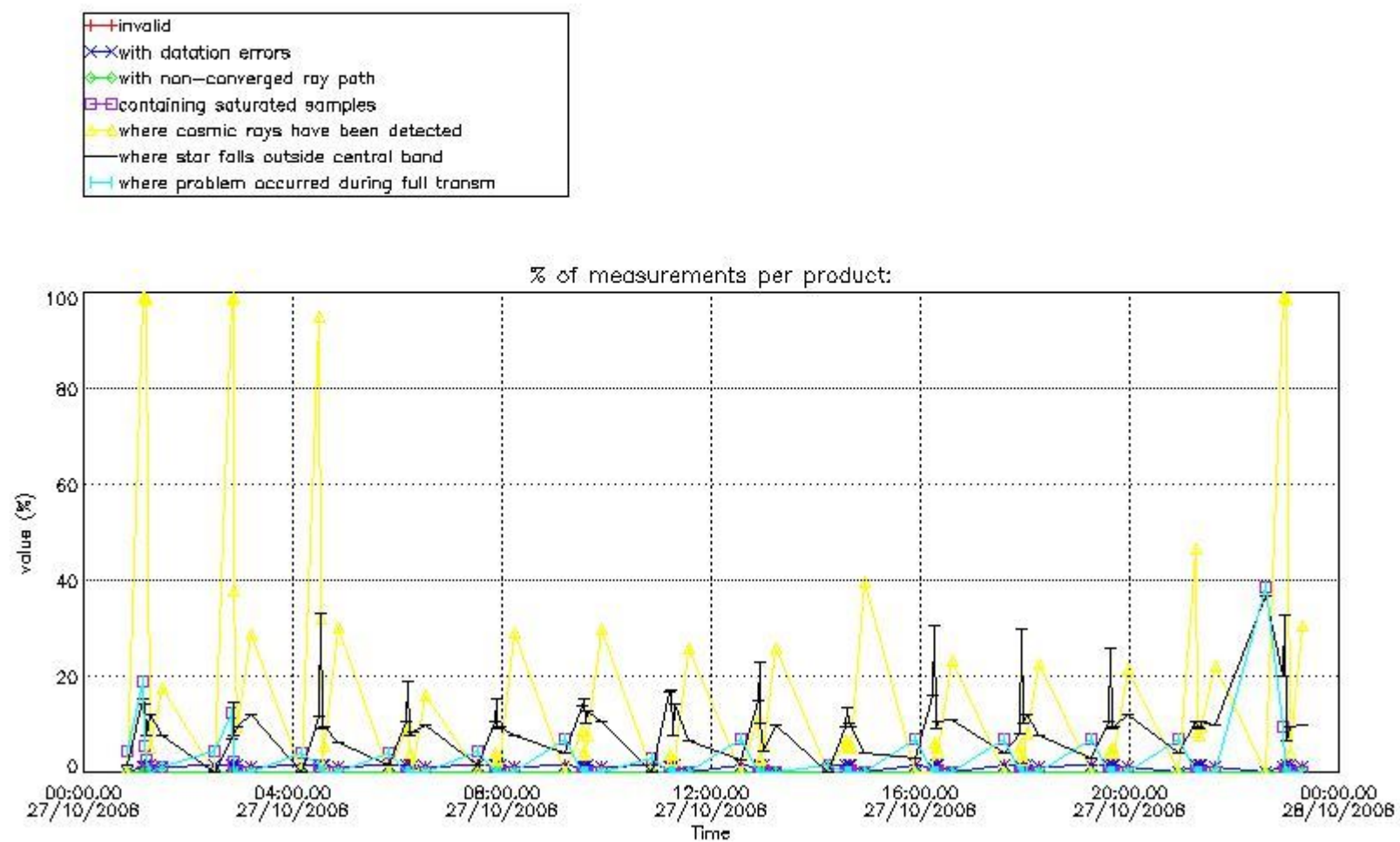


4. Level 1 quality information per product

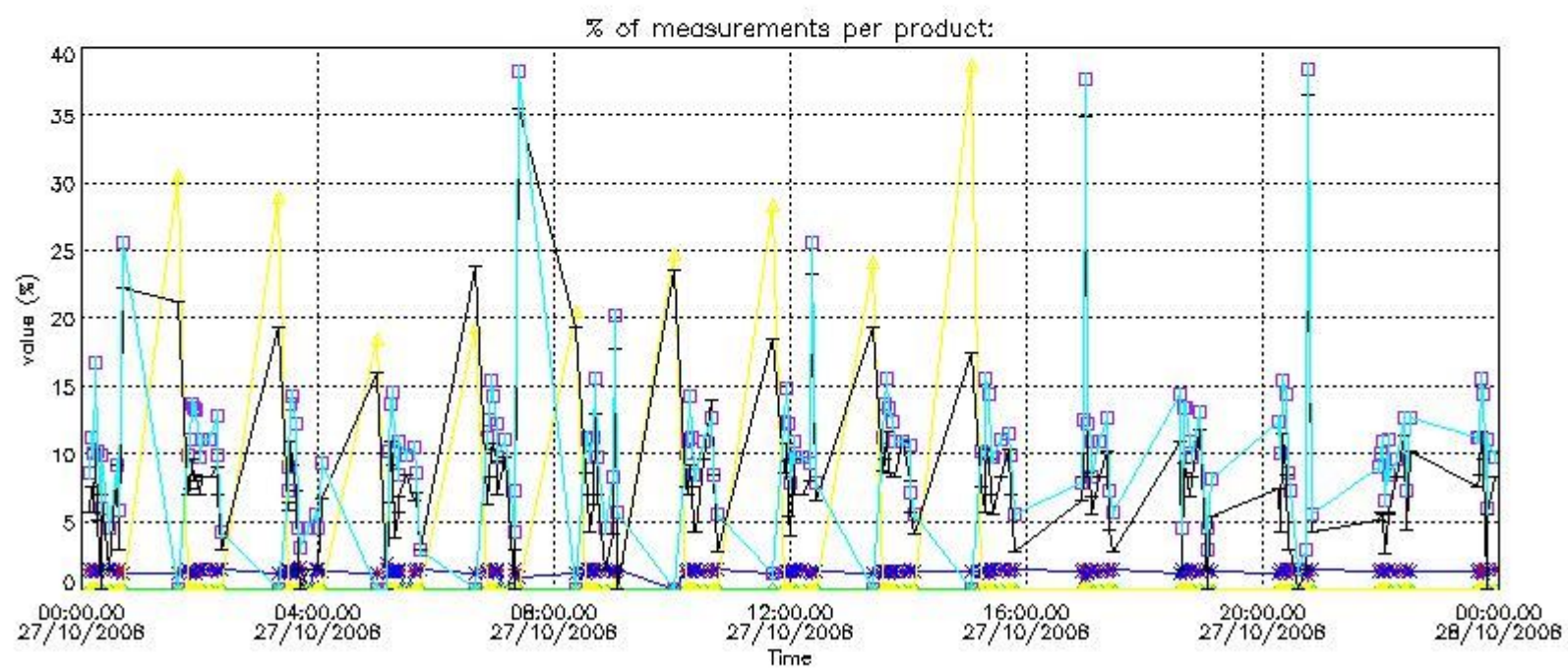
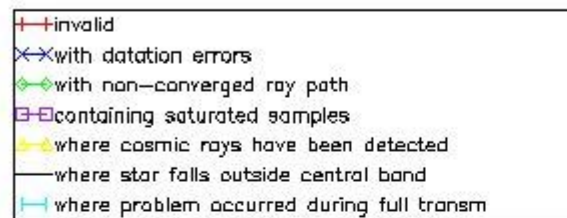
In this section it is plotted some information contained in the Quality Summary data set of the level 2 products that comes from the level 1b processing. Products without errors (error flag in the MPH set to "0") are used.

4.1 Plot quality information per product (time dependant) coming from level 1b processing

4.1.1 Plot level 1 quality information per product (time dependant): ENVISAT ASCENDING passes



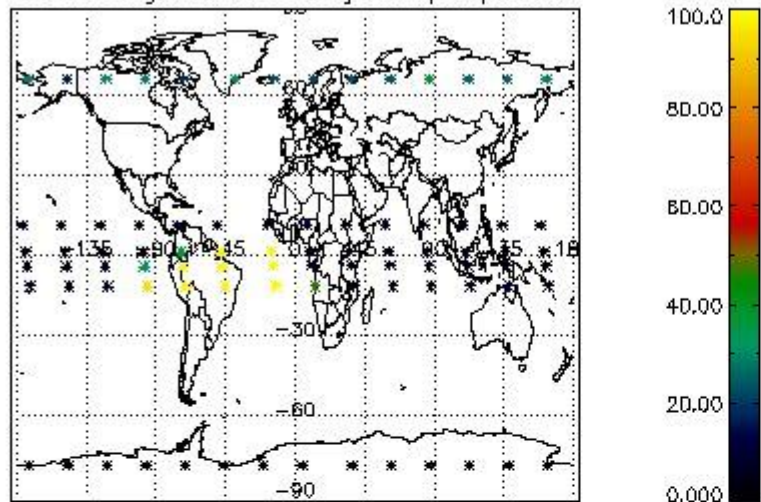
4.1.2 Plot level 1 quality information per product (time dependant): ENVI SAT DESCENDING passes



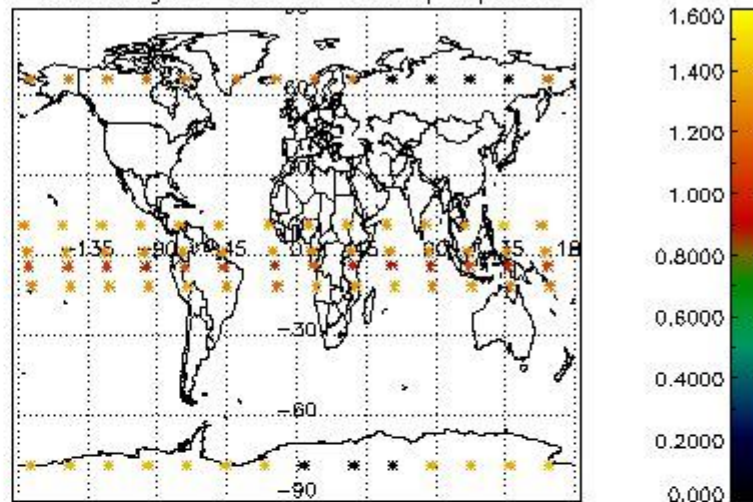
4.2 Plot quality information per product coming from level 1b processing (world map)

4.2.1 Plot level 1 quality information per product (world map): ENVI SAT ASCENDING passes

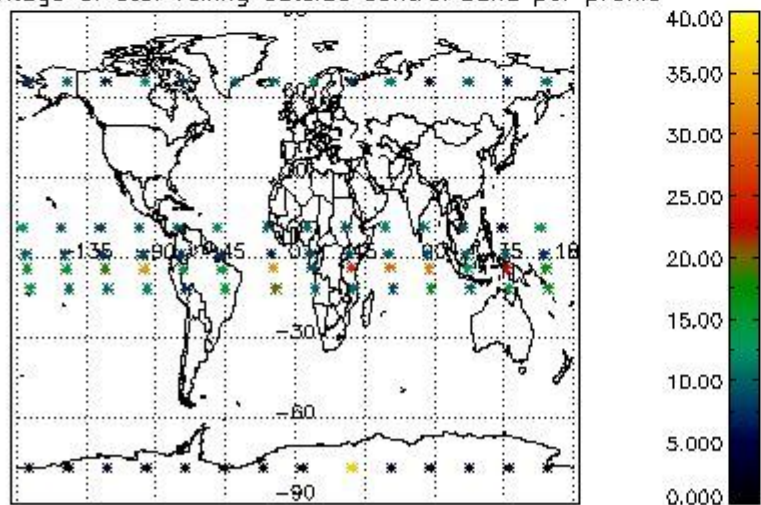
Percentage of cosmic ray hits per profile



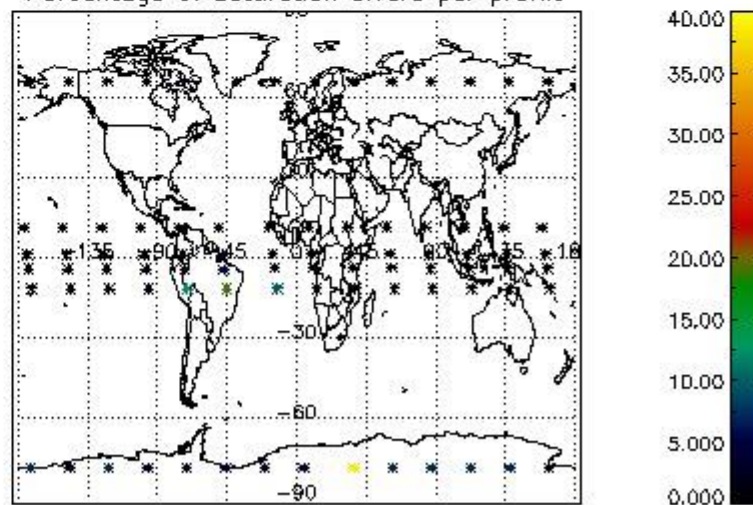
Percentage of datation errors per profile



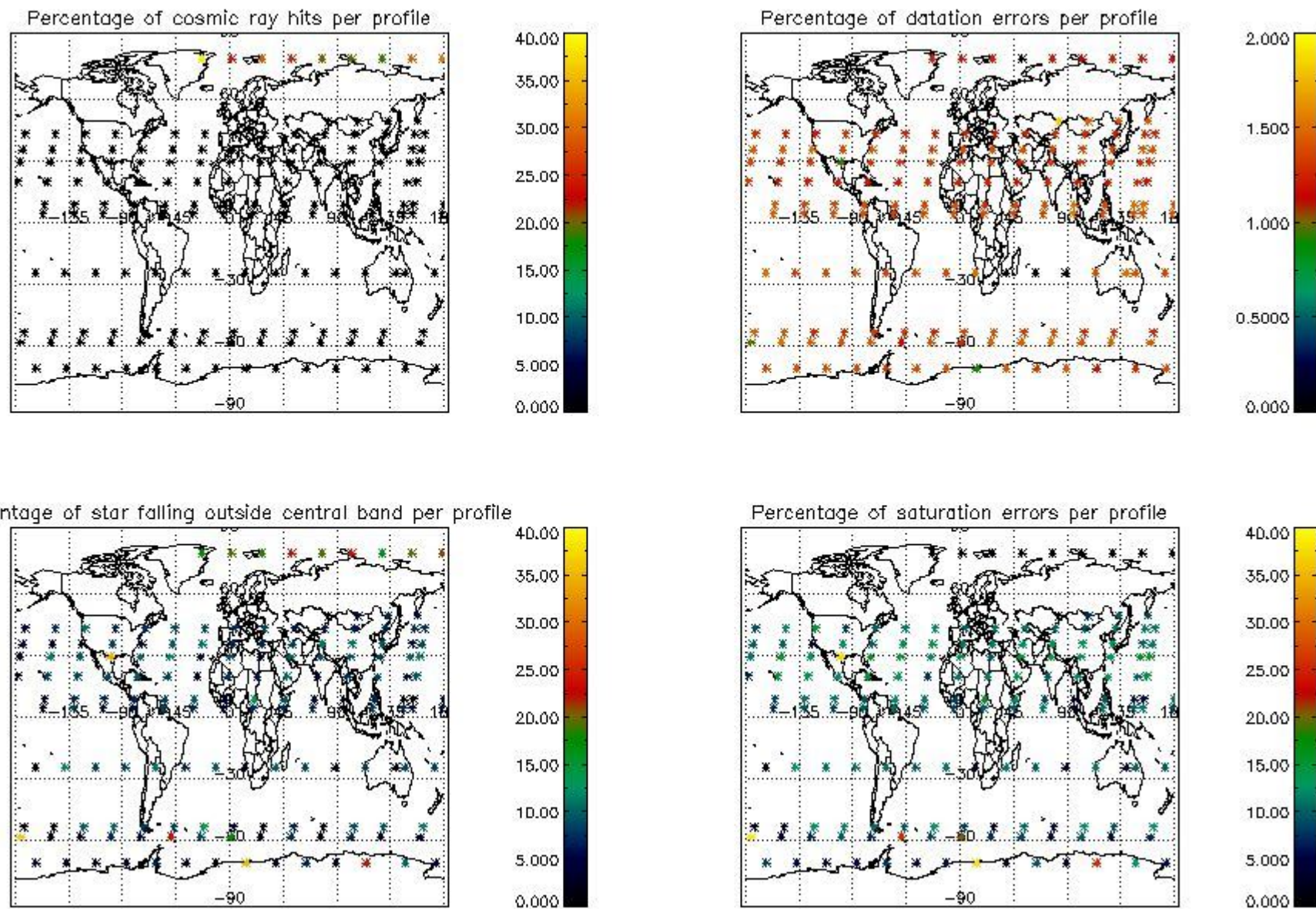
Percentage of star falling outside central band per profile



Percentage of saturation errors per profile



4.2.2 Plot level 1 quality information per product (world map): ENVISAT DESCENDING passes



5. Trace gas profiles

5.1 Ozone statistics based on quality of products

The final quality of the products can be "measured" using the STD (Standard Deviation) attached to every point profile. This information is written to the parameter GOM_NL__2P/NL_LOCAL_SPECIES_DENSITY/o3_std of the level 2 products. The table below shows the statistics for given STD ranges.

The statistics are given with respect to the overall valid production:

- Products without fatal errors: GOM_NL__2P/MPH/PRODUCT_ERR=0
- Valid point profile: GOM_NL__2P/NL_LOCAL_SPECIES_DENSITY/pcd(0)=0

The 'Criteria' is applied to valid points of dark limb products:

- Products in dark limb illumination condition: GOM_NL__2P/NL_SUMMARY_QUALITY/obs_ill_cond=0
- Products without fatal errors: GOM_NL__2P/MPH/PRODUCT_ERR=0
- Valid point profile: GOM_NL__2P/NL_LOCAL_SPECIES_DENSITY/pcd(0)=0

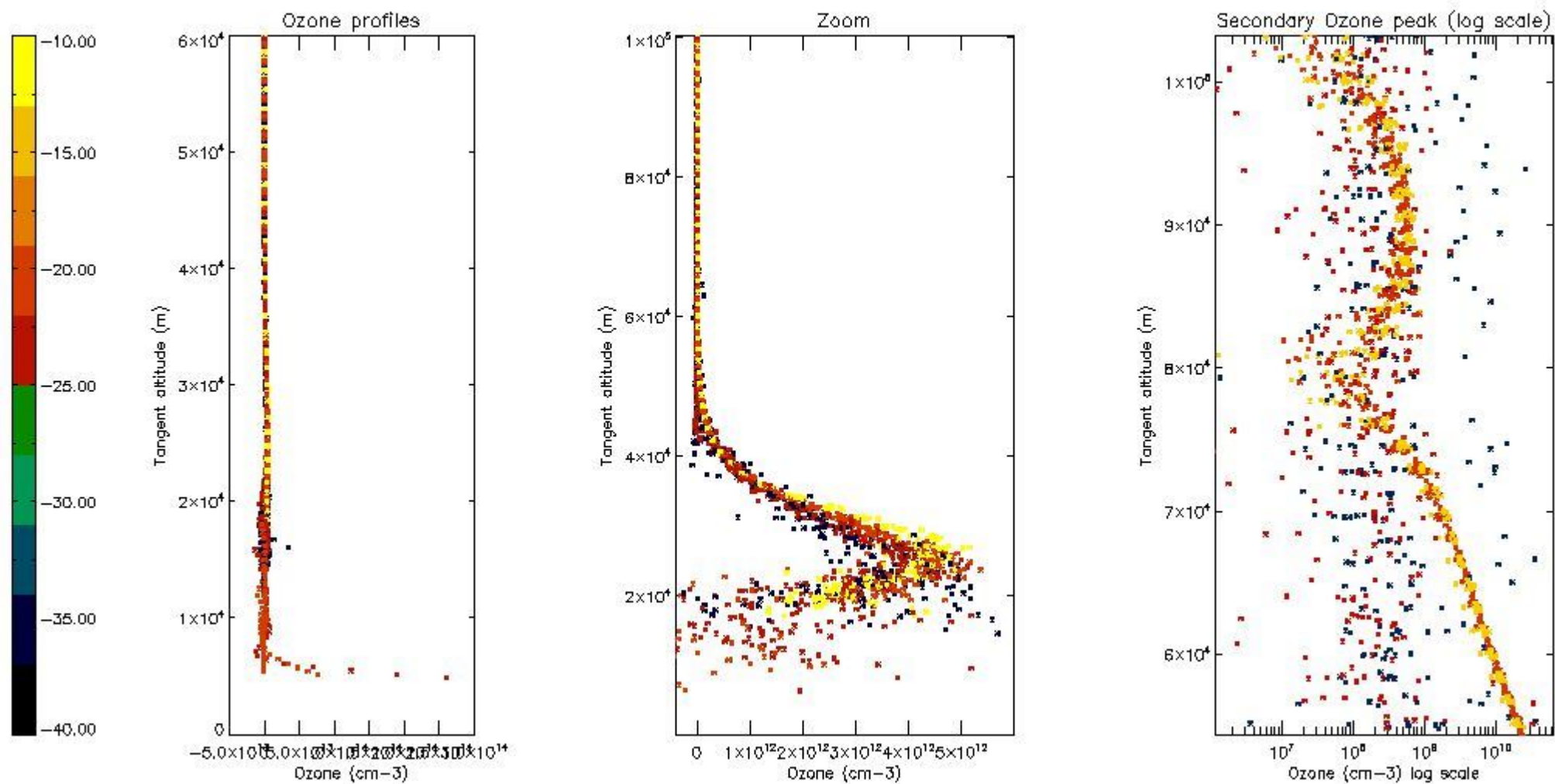
So, the table below shows the percentage of dark limb and valid observations for each criteria with respect to the overall valid daily observations.

Criteria	% of total production
All STD	25
STD < 20	12

STD < 10	7
STD < 5	4

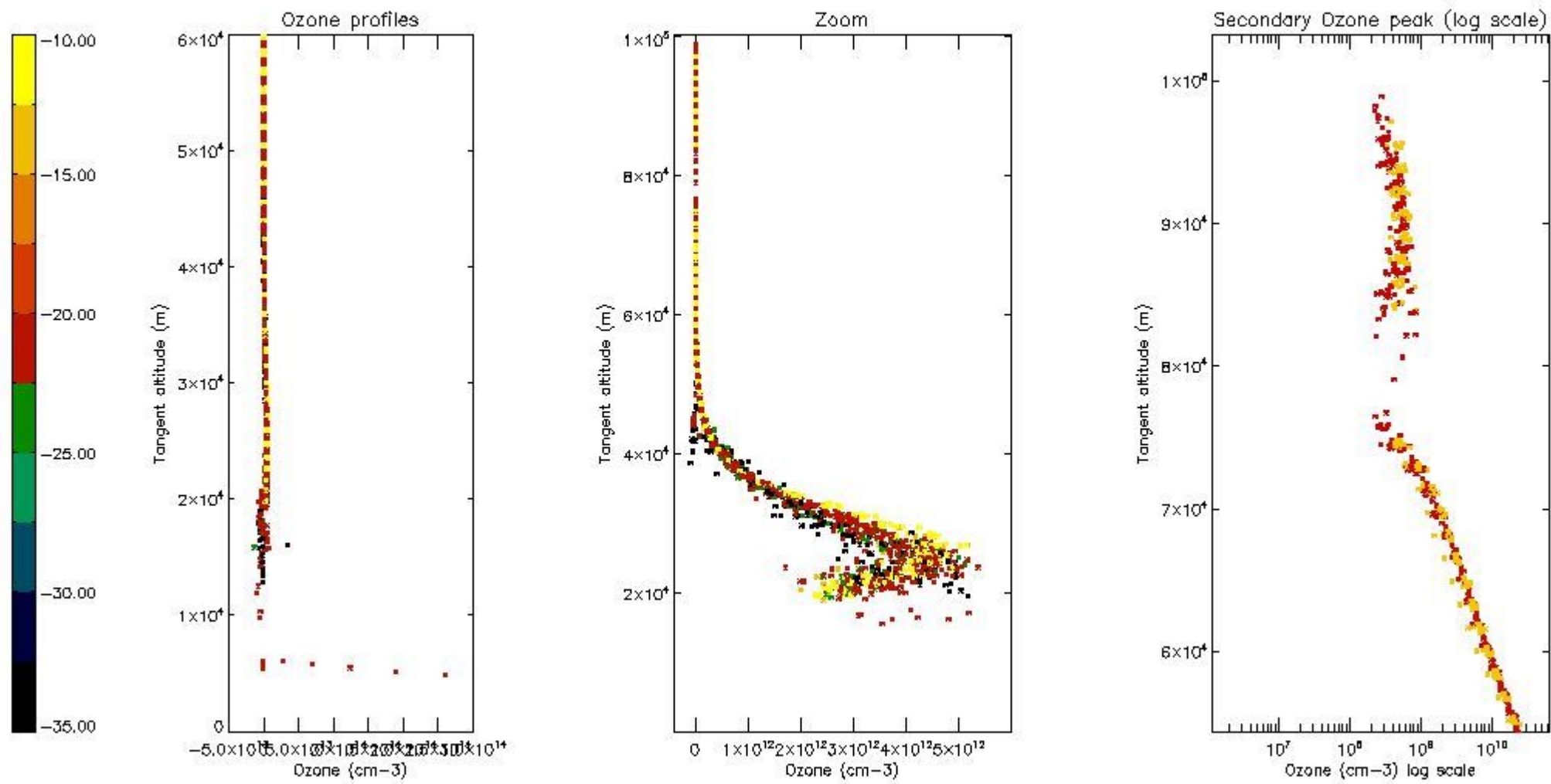
5.2 Plot ozone profiles for all STD (dark without errors)

The colorbar represents the latitude.



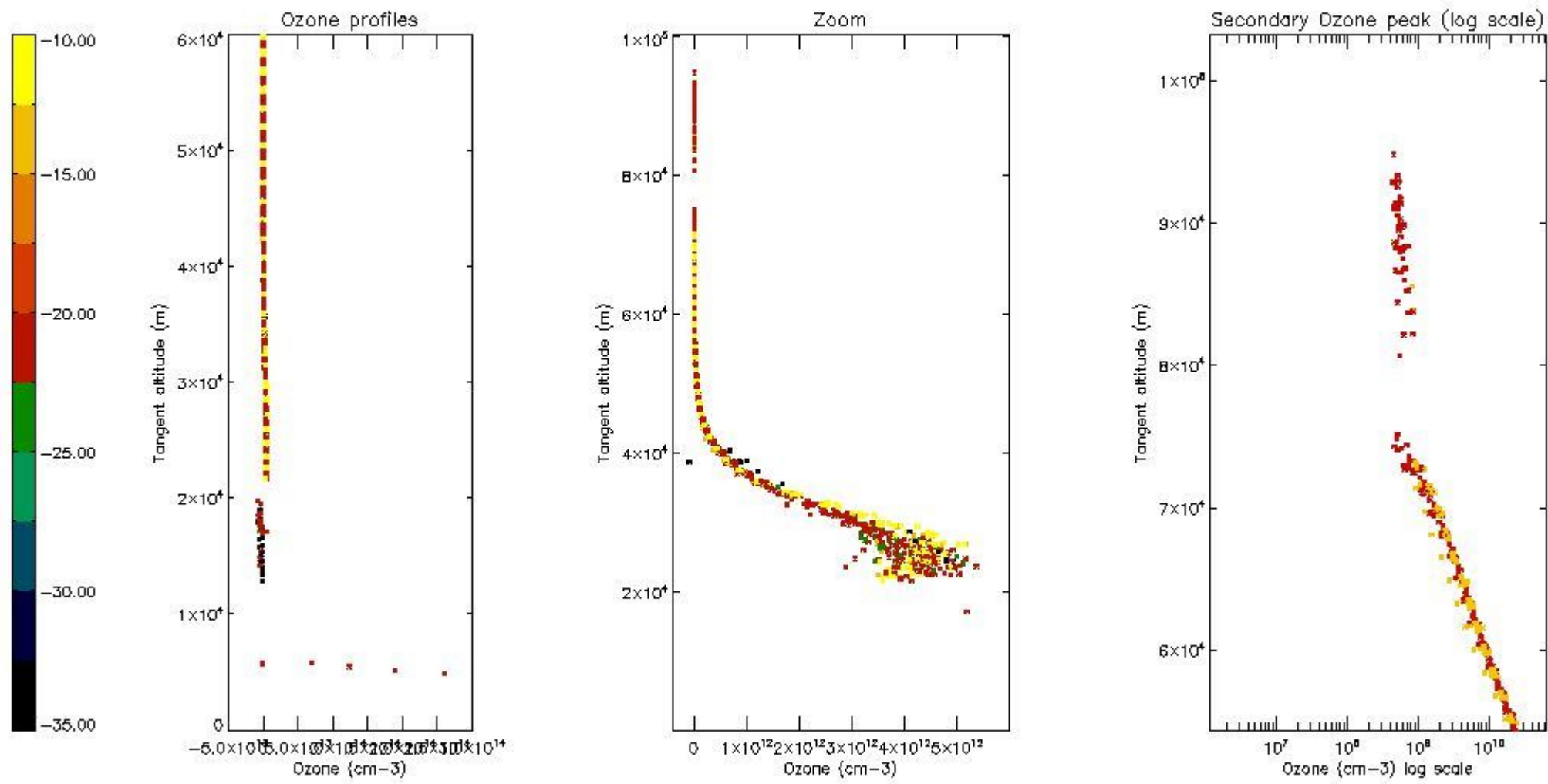
5.3 Plot ozone profiles where STD < 20% (dark without errors)

The colorbar represents the latitude.



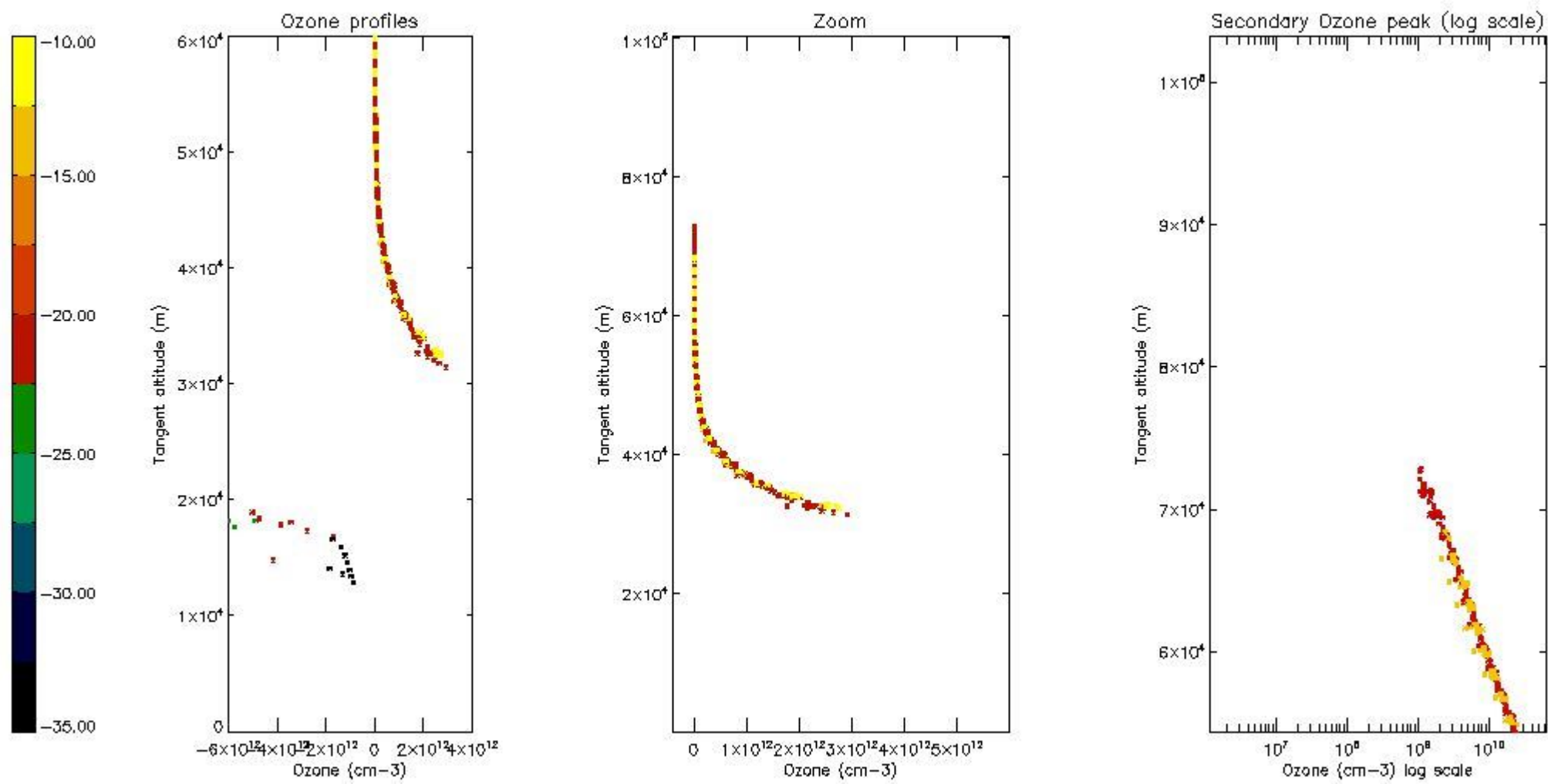
5.4 Plot ozone profiles where $STD < 10\%$ (dark without errors)

The colorbar represents the latitude.



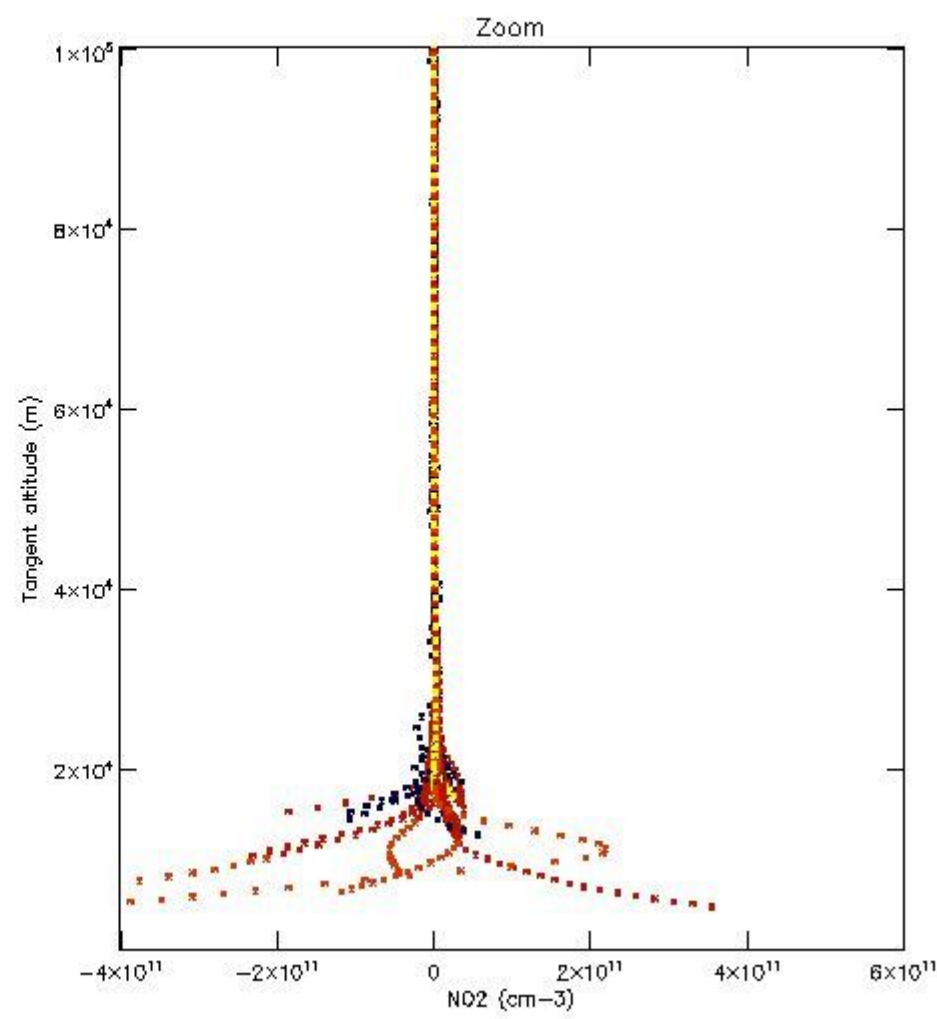
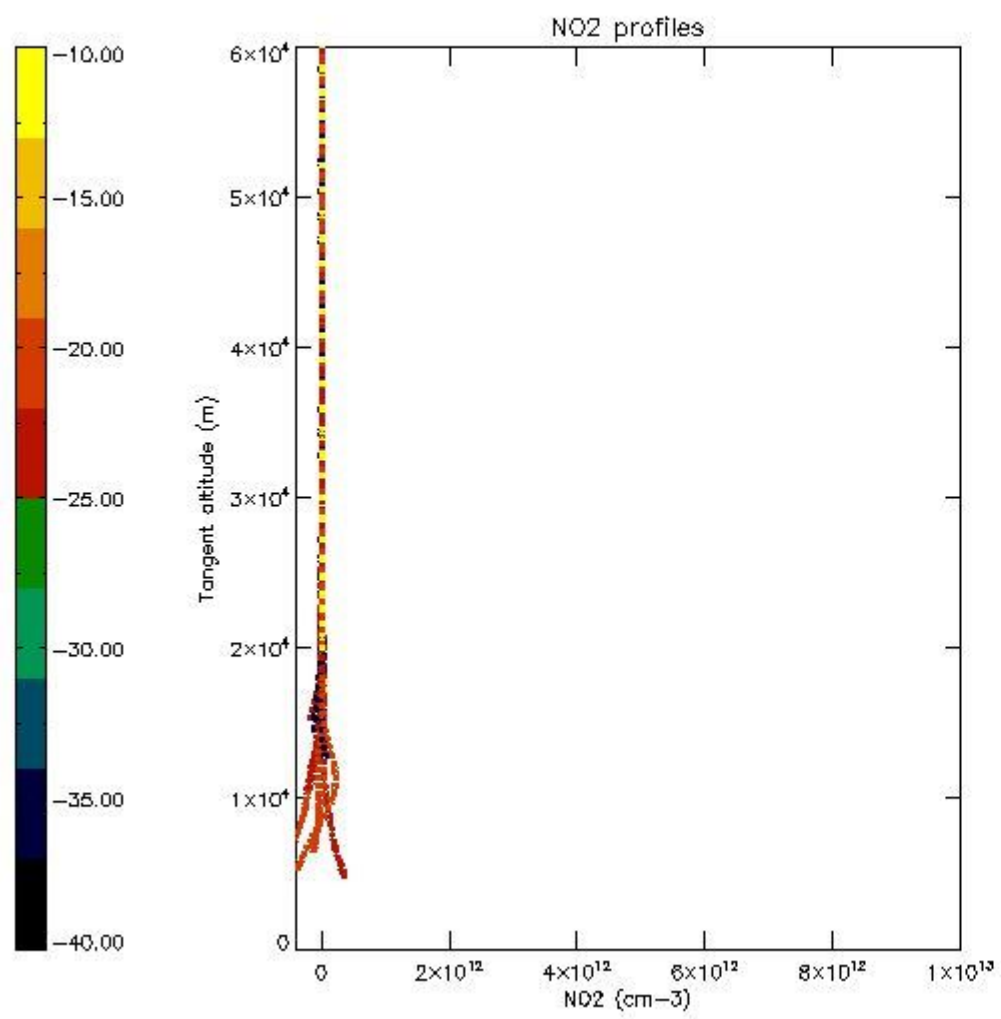
5.5 Plot ozone profiles where STD < 5% (dark without errors)

The colorbar represents the latitude.



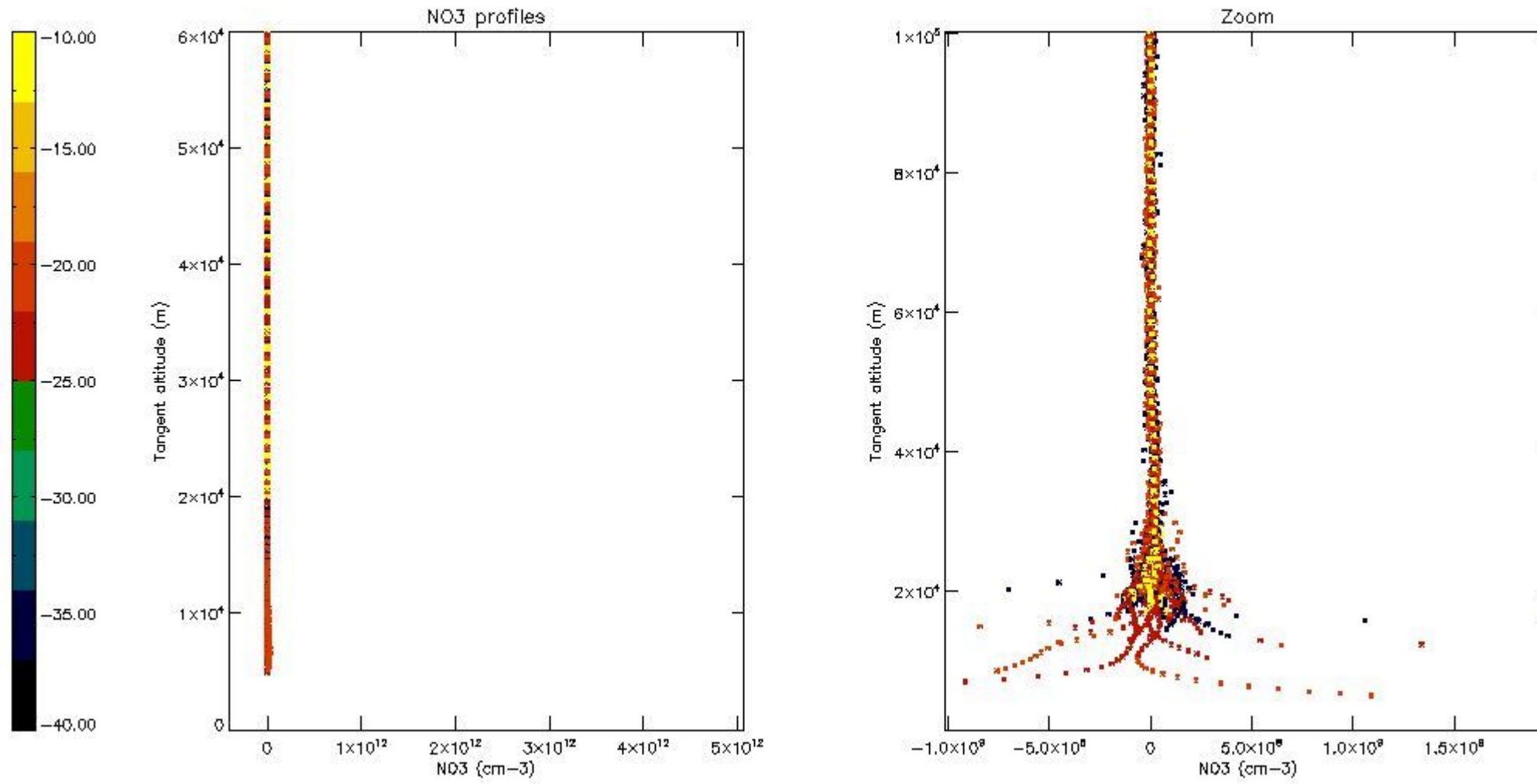
5.6 Plot NO₂ profiles for all STD (dark without errors)

The colorbar represents the latitude.



5.7 Plot NO3 profiles for all STD (dark without errors)

The colorbar represents the latitude.



6. Auxiliary Data Files used for the production reported in section 2

The number reported in the third column indicates since which file (see list in section 2) the corresponding auxiliary file has been used. The fourth column is the date of those product files.

Type	Auxiliary Filename	Used since product	Used since product date
INST_PHYS_CHARACTERISTICS	GOM_INS_AXVIEC20091111_143220_20030716_120000_20500101_000000	1	27-OCT-2008 00:07:49
LEVEL-2_PROC_CONFIG	GOM_PR2_AXVIEC20091111_152718_20020301_000000_20500101_000000	1	27-OCT-2008 00:07:49
CROSS_SECTIONS_FILE	GOM_CRS_AXVIEC20091111_154832_20020301_000000_20500101_000000	1	27-OCT-2008 00:07:49

GOMOS Level 2 Daily Report

SUMMARY

[1. General Info](#)

[2. Summary of processed GOM_NL_2P products](#)

[3. Level 2 Quality information per product](#)

[3.1 Plot of level 2 quality information per product \(time dependant\)](#)

[3.2 Plot of level 2 quality information per product \(world map\)](#)

[4. Level 1 Quality information per product \(stored on level 2 products\)](#)

[4.1 Plot of level 1 quality information per product \(time dependant\)](#)

[4.1.1 Plot of level 1 quality information per product \(time dependant\): ASCENDING](#)

[4.1.2 Plot of level 1 quality information per product \(time dependant\): DESCENDING](#)

[4.2 Plot of level 1 quality information per product \(world map\)](#)

[4.2.1 Plot of level 1 quality information per product \(world map\): ASCENDING](#)

[4.2.2 Plot of level 1 quality information per product \(world map\): DESCENDING](#)

[5. Ozone profiles based on quality statistics and other trace gas profiles](#)

[5.1 Ozone statistics based on quality of products](#)

[5.2 Plot ozone profiles for all STD \(dark without errors\)](#)

[5.3 Plot ozone profiles where STD < 20% \(dark without errors\)](#)

[5.4. Plot ozone profiles where STD < 10% \(dark without errors\)](#)

[5.5. Plot ozone profiles where STD < 5% \(dark without errors\)](#)

[5.6 Plot NO2 profiles for all STD \(dark without errors\)](#)

[5.7 Plot NO3 profiles for all STD \(dark without errors\)](#)

[5.8 Plot H2O profiles \(only for occultations of stars 1,2,3,4,13,14,16,26,63 dark without errors\) for all STD](#)

[6. Auxiliary Data Files used for the production reported in section 2](#)

This report presents the daily analysis on parameters extracted from GOMOS level 2 data (GOM_NL__2P). It is intended to monitor some important parameters that will impact the quality of these products. A list of level 2 products (and content) that have arrived during the reporting day to the PCF is also given.

Item	Value
Time of report generation	25APR2013 21:27:18
Data source version	GOMOS/6.01
Start time of products	27-10-2008 (27OCT2008 00:00:00)
Stop time of products	28-10-2008 (28OCT2008 00:00:00)
Store outputs in DB	Yes
Nb of level 2 prods	246
Nb of prods with errors	2

2. Summary of processed GOM_NL__2P products.

Nr	Filename	UTC Start time	Limb	Duration	Star Id	Star Name	Star Mag	Star Temp	Nb Meas	Orbit	Prod. error
1	GOM_NL__2PRFIN20081027_000749_000000352073_00188_34811_7258.N1	27-OCT-2008 00:07:49	Bright	35.000	140	88Gam Peg	2.8340	26000.	70	34811	No
2	GOM_NL__2PRFIN20081027_000935_000000402073_00188_34811_7259.N1	27-OCT-2008 00:09:35	Bright	40.000	105	6Bet Ari	2.6450	8900.0	80	34811	No
3	GOM_NL__2PRFIN20081027_001141_000000352073_00188_34811_7260.N1	27-OCT-2008 00:11:41	Bright	35.000	58	21Alp And	2.0730	11000.	70	34811	No
4	GOM_NL__2PRFIN20081027_001327_000000392073_00188_34811_7261.N1	27-OCT-2008 00:13:27	Bright	39.000	53	43Bet And	2.0480	3300.0	78	34811	No
5	GOM_NL__2PRFIN20081027_001611_000000402073_00188_34811_7262.N1	27-OCT-2008 00:16:11	Bright	39.500	73	57Gam1And	2.2600	13100.	79	34811	No
6	GOM_NL__2PRFIN20081027_001916_000000342073_00188_34811_7263.N1	27-OCT-2008 00:19:16	Bright	33.500	68	18Alp Cas	2.2250	4500.0	67	34811	No
7	GOM_NL__2PRFIN20081027_002031_000000362073_00188_34811_7264.N1	27-OCT-2008 00:20:31	Bright	35.500	76	27Gam Cas	2.3000	30000.	71	34811	No
8	GOM_NL__2PRFIN20081027_002832_000000342073_00188_34811_7265.N1	27-OCT-2008 00:28:32	Bright	33.500	49	1Alp UMi	1.9900	6300.0	67	34811	No
9	GOM_NL__2PRFIN20081027_003645_000000382073_00188_34811_7266.N1	27-OCT-2008 00:36:45	Bright	38.000	36	50Alp UMa	1.8000	6300.0	76	34811	No
10	GOM_NL__2PRFIN20081027_003806_000000342073_00188_34811_7267.N1	27-OCT-2008 00:38:06	Bright	34.000	32	77Eps UMa	1.7630	11000.	68	34811	No
11	GOM_NL__2PRFIN20081027_004155_000000452073_00188_34811_7268.N1	27-OCT-2008 00:41:55	Bright	45.000	174	52Psi UMa	3.0040	4400.0	90	34811	No
12	GOM_NL__2PRFIN20081027_004904_000000352073_00188_34811_7269.N1	27-OCT-2008 00:49:04	Bright	35.000	96	68Del Leo	2.5600	9300.0	70	34811	No
13	GOM_NL__2PRFIN20081027_010846_000000402073_00188_34811_7270.N1	27-OCT-2008 01:08:46	Dark	39.500	113	Mu Vel	2.6920	5000.0	79	34811	No
14	GOM_NL__2PRFIN20081027_011048_000000462073_00188_34811_7271.N1	27-OCT-2008 01:10:48	Dark	45.500	65	Lam Vel	2.2040	4400.0	91	34811	No
15	GOM_NL__2PRFIN20081027_011219_000000392073_00189_34812_7269.N1	27-OCT-2008 01:12:19	Dark	38.500	91	Kap Vel	2.4900	26000.	77	34812	No
16	GOM_NL__2PRFIN20081027_011511_000000382073_00189_34812_7270.N1	27-OCT-2008 01:15:11	Dark	38.000	29	Bet Car	1.6720	10200.	76	34812	No
17	GOM_NL__2PRFIN20081027_013041_000000402073_00189_34812_7271.N1	27-OCT-2008 01:30:41	Straylight	40.000	157	The1Eri	2.9060	9300.0	80	34812	No
18	GOM_NL__2PRFIN20081027_013856_000000432073_00189_34812_7272.N1	27-OCT-2008 01:38:56	Straylight	42.500	52	16Bet Cet	2.0370	4500.0	85	34812	No
19	GOM_NL__2PRFIN20081027_014825_000000362073_00189_34812_7273.N1	27-OCT-2008 01:48:25	Bright	35.500	140	88Gam Peg	2.8340	26000.	71	34812	No
20	GOM_NL__2PRFIN20081027_015011_000000412073_00189_34812_7274.N1	27-OCT-2008 01:50:11	Bright	40.500	105	6Bet Ari	2.6450	8900.0	81	34812	No
21	GOM_NL__2PRFIN20081027_015217_000000372073_00189_34812_7275.N1	27-OCT-2008 01:52:17	Bright	36.500	58	21Alp And	2.0730	11000.	73	34812	No
22	GOM_NL__2PRFIN20081027_015403_000000382073_00189_34812_7276.N1	27-OCT-2008 01:54:03	Bright	37.500	53	43Bet And	2.0480	3300.0	75	34812	No
23	GOM_NL__2PRFIN20081027_015646_000000422073_00189_34812_7277.N1	27-OCT-2008 01:56:46	Bright	41.500	73	57Gam1And	2.2600	13100.	83	34812	No
24	GOM_NL__2PRFIN20081027_015952_000000362073_00189_34812_7278.N1	27-OCT-2008 01:59:52	Bright	36.000	68	18Alp Cas	2.2250	4500.0	72	34812	No
25	GOM_NL__2PRFIN20081027_020106_000000362073_00189_34812_7279.N1	27-OCT-2008 02:01:06	Bright	36.000	76	27Gam Cas	2.3000	30000.	72	34812	No
26	GOM_NL__2PRFIN20081027_020908_000000362073_00189_34812_7280.N1	27-OCT-2008 02:09:08	Bright	36.000	49	1Alp UMi	1.9900	6300.0	72	34812	No
27	GOM_NL__2PRFIN20081027_021720_000000392073_00189_34812_7281.N1	27-OCT-2008 02:17:20	Bright	39.000	36	50Alp UMa	1.8000	6300.0	78	34812	No
28	GOM_NL__2PRFIN20081027_021842_000000362073_00189_34812_7282.N1	27-OCT-2008 02:18:42	Bright	35.500	32	77Eps UMa	1.7630	11000.	71	34812	No
29	GOM_NL__2PRFIN20081027_022231_000000352073_00189_34812_7283.N1	27-OCT-2008 02:22:31	Bright	35.000	174	52Psi UMa	3.0040	4400.0	70	34812	No
30	GOM_NL__2PRFIN20081027_022940_000000362073_00189_34812_7284.N1	27-OCT-2008 02:29:40	Bright	35.500	96	68Del Leo	2.5600	9300.0	71	34812	No
31	GOM_NL__2PRFIN20081027_024922_000000372073_00189_34812_7285.N1	27-OCT-2008 02:49:22	Dark	36.500	113	Mu Vel	2.6920	5000.0	73	34812	No
32	GOM_NL__2PRFIN20081027_025125_000000452073_00189_34812_7286.N1	27-OCT-2008 02:51:25	Dark	45.000	65	Lam Vel	2.2040	4400.0	90	34812	No
33	GOM_NL__2PRFIN20081027_025255_000000392073_00190_34813_7282.N1	27-OCT-2008 02:52:55	Dark	38.500	91	Kap Vel	2.4900	26000.	77	34813	No
34	GOM_NL__2PRFIN20081027_025547_000000372073_00190_34813_7283.N1	27-OCT-2008 02:55:47	Dark	37.000	29	Bet Car	1.6720	10200.	74	34813	No
35	GOM_NL__2PRFIN20081027_031117_000000422073_00190_34813_7284.N1	27-OCT-2008 03:11:17	Straylight	42.000	157	The1Eri	2.9060	9300.0	84	34813	No
36	GOM_NL__2PRFIN20081027_031932_000000422073_00190_34813_7285.N1	27-OCT-2008 03:19:32	Straylight	41.500	52	16Bet Cet	2.0370	4500.0	83	34813	No
37	GOM_NL__2PRFIN20081027_032901_000000352073_00190_34813_7286.N1	27-OCT-2008 03:29:01	Bright	34.500	140	88Gam Peg	2.8340	26000.	69	34813	No
38	GOM_NL__2PRFIN20081027_033046_000000392073_00190_34813_7287.N1	27-OCT-2008 03:30:46	Bright	39.000	105	6Bet Ari	2.6450	8900.0	78	34813	No
39	GOM_NL__2PRFIN20081027_033254_000000372073_00190_34813_7288.N1	27-OCT-2008 03:32:54	Bright	36.500	58	21Alp And	2.0730	11000.	73	34813	No
40	GOM_NL__2PRFIN20081027_033439_000000392073_00190_34813_7289.N1	27-OCT-2008 03:34:39	Bright	38.500	53	43Bet And	2.0480	3300.0	77	34813	No
41	GOM_NL__2PRFIN20081027_033722_000000412073_00190_34813_7290.N1	27-OCT-2008 03:37:22	Bright	41.000	73	57Gam1And	2.2600	13100.	82	34813	No
42	GOM_NL__2PRFIN20081027_034028_000000332073_00190_34813_7291.N1	27-OCT-2008 03:40:28	Bright	33.000	68	18Alp Cas	2.2250	4500.0	66	34813	No

43	GOM_NL__2PRFIN20081027_034142_000000332073_00190_34813_7292.N1	27-OCT-2008 03:41:42	Bright	32.500	76	27Gam Cas	2.3000	30000.	65	34813	No
44	GOM_NL__2PRFIN20081027_034944_000000332073_00190_34813_7293.N1	27-OCT-2008 03:49:44	Bright	33.000	49	1Alp UMi	1.9900	6300.0	66	34813	No
45	GOM_NL__2PRFIN20081027_035756_000000362073_00190_34813_7294.N1	27-OCT-2008 03:57:56	Bright	36.000	36	50Alp UMa	1.8000	6300.0	72	34813	No
46	GOM_NL__2PRFIN20081027_035918_000000342073_00190_34813_7295.N1	27-OCT-2008 03:59:18	Bright	33.500	32	77Eps UMa	1.7630	11000.	67	34813	No
47	GOM_NL__2PRFIN20081027_040307_000000382073_00190_34813_7296.N1	27-OCT-2008 04:03:07	Bright	37.500	174	52Psi UMa	3.0040	4400.0	75	34813	No
48	GOM_NL__2PRFIN20081027_041016_000000362073_00190_34813_7297.N1	27-OCT-2008 04:10:16	Bright	36.000	96	68Del Leo	2.5600	9300.0	72	34813	No
49	GOM_NL__2PRFIN20081027_042959_000000392073_00190_34813_7298.N1	27-OCT-2008 04:29:59	Dark	38.500	113	Mu Vel	2.6920	5000.0	77	34813	No
50	GOM_NL__2PRFIN20081027_043202_000000582073_00190_34813_7299.N1	27-OCT-2008 04:32:02	Dark	57.500	65	Lam Vel	2.2040	4400.0	115	34813	No
51	GOM_NL__2PRFIN20081027_043332_000000392073_00191_34814_7295.N1	27-OCT-2008 04:33:32	Dark	39.000	91	Kap Vel	2.4900	26000.	78	34814	No
52	GOM_NL__2PRFIN20081027_043624_000000372073_00191_34814_7296.N1	27-OCT-2008 04:36:24	Dark	37.000	29	Bet Car	1.6720	10200.	74	34814	No
53	GOM_NL__2PRFIN20081027_045153_000000402073_00191_34814_7297.N1	27-OCT-2008 04:51:53	Straylight	40.000	157	The1Eri	2.9060	9300.0	80	34814	No
54	GOM_NL__2PRFIN20081027_050008_000000412073_00191_34814_7298.N1	27-OCT-2008 05:00:08	Straylight	40.500	52	16Bet Cet	2.0370	4500.0	81	34814	No
55	GOM_NL__2PRFIN20081027_050937_000000272073_00191_34814_7299.N1	27-OCT-2008 05:09:37	Bright	27.000	140	88Gam Peg	2.8340	26000.	54	34814	No
56	GOM_NL__2PRFIN20081027_051122_000000402073_00191_34814_7300.N1	27-OCT-2008 05:11:22	Bright	39.500	105	6Bet Ari	2.6450	8900.0	79	34814	No
57	GOM_NL__2PRFIN20081027_051330_000000372073_00191_34814_7301.N1	27-OCT-2008 05:13:30	Bright	36.500	58	21Alp And	2.0730	11000.	73	34814	No
58	GOM_NL__2PRFIN20081027_051515_000000382073_00191_34814_7302.N1	27-OCT-2008 05:15:15	Bright	38.000	53	43Bet And	2.0480	3300.0	76	34814	No
59	GOM_NL__2PRFIN20081027_051758_000000402073_00191_34814_7303.N1	27-OCT-2008 05:17:58	Bright	39.500	73	57Gam1And	2.2600	13100.	79	34814	No
60	GOM_NL__2PRFIN20081027_052104_000000362073_00191_34814_7304.N1	27-OCT-2008 05:21:04	Bright	35.500	68	18Alp Cas	2.2250	4500.0	71	34814	No
61	GOM_NL__2PRFIN20081027_052218_000000372073_00191_34814_7305.N1	27-OCT-2008 05:22:18	Bright	36.500	76	27Gam Cas	2.3000	30000.	73	34814	No
62	GOM_NL__2PRFIN20081027_053020_000000362073_00191_34814_7306.N1	27-OCT-2008 05:30:20	Bright	35.500	49	1Alp UMi	1.9900	6300.0	71	34814	No
63	GOM_NL__2PRFIN20081027_053832_000000382073_00191_34814_7307.N1	27-OCT-2008 05:38:32	Bright	38.000	36	50Alp UMa	1.8000	6300.0	76	34814	No
64	GOM_NL__2PRFIN20081027_053954_000000352073_00191_34814_7308.N1	27-OCT-2008 05:39:54	Bright	35.000	32	77Eps UMa	1.7630	11000.	70	34814	No
65	GOM_NL__2PRFIN20081027_054343_000000352073_00191_34814_7309.N1	27-OCT-2008 05:43:43	Bright	35.000	174	52Psi UMa	3.0040	4400.0	70	34814	No
66	GOM_NL__2PRFIN20081027_055053_000000362073_00191_34814_7310.N1	27-OCT-2008 05:50:53	Bright	36.000	96	68Del Leo	2.5600	9300.0	72	34814	No
67	GOM_NL__2PRFIN20081027_061035_000000382073_00191_34814_7311.N1	27-OCT-2008 06:10:35	Dark	38.000	113	Mu Vel	2.6920	5000.0	76	34814	No
68	GOM_NL__2PRFIN20081027_061239_000000482073_00191_34814_7312.N1	27-OCT-2008 06:12:39	Dark	48.000	65	Lam Vel	2.2040	4400.0	96	34814	No
69	GOM_NL__2PRFIN20081027_061409_000000392073_00192_34815_7305.N1	27-OCT-2008 06:14:09	Dark	38.500	91	Kap Vel	2.4900	26000.	77	34815	No
70	GOM_NL__2PRFIN20081027_061700_000000372073_00192_34815_7306.N1	27-OCT-2008 06:17:00	Dark	36.500	29	Bet Car	1.6720	10200.	73	34815	No
71	GOM_NL__2PRFIN20081027_063230_000000412073_00192_34815_7307.N1	27-OCT-2008 06:32:30	Straylight	41.000	157	The1Eri	2.9060	9300.0	82	34815	No
72	GOM_NL__2PRFIN20081027_064045_000000442073_00192_34815_7308.N1	27-OCT-2008 06:40:45	Straylight	44.000	52	16Bet Cet	2.0370	4500.0	88	34815	No
73	GOM_NL__2PRFIN20081027_065038_000000102073_00192_34815_7309.N1	27-OCT-2008 06:50:38	Dark	9.5000	140	88Gam Peg	2.8340	26000.	19	34815	Yes
74	GOM_NL__2PRFIN20081027_065158_000000402073_00192_34815_7310.N1	27-OCT-2008 06:51:58	Bright	40.000	105	6Bet Ari	2.6450	8900.0	80	34815	No
75	GOM_NL__2PRFIN20081027_065406_000000362073_00192_34815_7311.N1	27-OCT-2008 06:54:06	Bright	36.000	58	21Alp And	2.0730	11000.	72	34815	No
76	GOM_NL__2PRFIN20081027_065550_000000392073_00192_34815_7312.N1	27-OCT-2008 06:55:50	Bright	39.000	53	43Bet And	2.0480	3300.0	78	34815	No
77	GOM_NL__2PRFIN20081027_065833_000000422073_00192_34815_7313.N1	27-OCT-2008 06:58:33	Bright	42.000	73	57Gam1And	2.2600	13100.	84	34815	No
78	GOM_NL__2PRFIN20081027_070139_000000372073_00192_34815_7314.N1	27-OCT-2008 07:01:39	Bright	37.000	68	18Alp Cas	2.2250	4500.0	74	34815	No
79	GOM_NL__2PRFIN20081027_070254_000000362073_00192_34815_7315.N1	27-OCT-2008 07:02:54	Bright	36.000	76	27Gam Cas	2.3000	30000.	72	34815	No
80	GOM_NL__2PRFIN20081027_071056_000000362073_00192_34815_7316.N1	27-OCT-2008 07:10:56	Bright	36.000	49	1Alp UMi	1.9900	6300.0	72	34815	No
81	GOM_NL__2PRFIN20081027_071908_000000362073_00192_34815_7317.N1	27-OCT-2008 07:19:08	Bright	35.500	36	50Alp UMa	1.8000	6300.0	71	34815	No
82	GOM_NL__2PRFIN20081027_072030_000000352073_00192_34815_7318.N1	27-OCT-2008 07:20:30	Bright	34.500	32	77Eps UMa	1.7630	11000.	69	34815	No
83	GOM_NL__2PRFIN20081027_072419_000000552073_00192_34815_7319.N1	27-OCT-2008 07:24:19	Bright	55.000	174	52Psi UMa	3.0040	4400.0	110	34815	No
84	GOM_NL__2PRFIN20081027_073129_000000362073_00192_34815_7320.N1	27-OCT-2008 07:31:29	Bright	35.500	96	68Del Leo	2.5600	9300.0	71	34815	No
85	GOM_NL__2PRFIN20081027_075111_000000382073_00192_34815_7321.N1	27-OCT-2008 07:51:11	Dark	38.000	113	Mu Vel	2.6920	5000.0	76	34815	No
86	GOM_NL__2PRFIN20081027_075315_000000462073_00192_34815_7322.N1	27-OCT-2008 07:53:15	Dark	45.500	65	Lam Vel	2.2040	4400.0	91	34815	No
87	GOM_NL__2PRFIN20081027_075445_000000392073_00193_34816_7326.N1	27-OCT-2008 07:54:45	Dark	38.500	91	Kap Vel	2.4900	26000.	77	34816	No
88	GOM_NL__2PRFIN20081027_075736_000000372073_00193_34816_7327.N1	27-OCT-2008 07:57:36	Dark	36.500	29	Bet Car	1.6720	10200.	73	34816	No
89	GOM_NL__2PRFIN20081027_081306_000000402073_00193_34816_7328.N1	27-OCT-2008 08:13:06	Straylight	39.500	157	The1Eri	2.9060	9300.0	79	34816	No
90	GOM_NL__2PRFIN20081027_082121_000000422073_00193_34816_7329.N1	27-OCT-2008 08:21:21	Straylight	41.500	52	16Bet Cet	2.0370	4500.0	83	34816	No
91	GOM_NL__2PRFIN20081027_083233_000000412073_00193_34816_7330.N1	27-OCT-2008 08:32:33	Bright	40.500	105	6Bet Ari	2.6450	8900.0	81	34816	No
92	GOM_NL__2PRFIN20081027_083442_000000362073_00193_34816_7331.N1	27-OCT-2008 08:34:42	Bright	35.500	58	21Alp And	2.0730	11000.	71	34816	No
93	GOM_NL__2PRFIN20081027_083626_000000362073_00193_34816_7332.N1	27-OCT-2008 08:36:26	Bright	36.000	53	43Bet And	2.0480	3300.0	72	34816	No
94	GOM_NL__2PRFIN20081027_083909_000000402073_00193_34816_7333.N1	27-OCT-2008 08:39:09	Bright	40.000	73	57Gam1And	2.2600	13100.	80	34816	No
95	GOM_NL__2PRFIN20081027_084215_000000392073_00193_34816_7334.N1	27-OCT-2008 08:42:15	Bright	38.500	68	18Alp Cas	2.2250	4500.0	77	34816	No
96	GOM_NL__2PRFIN20081027_084330_000000362073_00193_34816_7335.N1	27-OCT-2008 08:43:30	Bright	36.000	76	27Gam Cas	2.3000	30000.	72	34816	No
97	GOM_NL__2PRFIN20081027_085131_000000332073_00193_34816_7336.N1	27-OCT-2008 08:51:31	Bright	33.000	49	1Alp UMi	1.9900	6300.0	66	34816	No
98	GOM_NL__2PRFIN20081027_085944_000000372073_00193_34816_7337.N1	27-OCT-2008 08:59:44	Bright	36.500	36	50Alp UMa	1.8000	6300.0	73	34816	No
99	GOM_NL__2PRFIN20081027_090106_000000402073_00193_34816_7338.N1	27-OCT-2008 09:01:06	Bright	39.500	32	77Eps UMa	1.7630	11000.	79	34816	No
100	GOM_NL__2PRFIN20081027_090455_000000362073_00193_34816_7339.N1	27-OCT-2008 09:04:55	Bright	35.500	174	52Psi UMa	3.0040	4400.0	71	34816	No
101	GOM_NL__2PRFIN20081027_091205_000000372073_00193_34816_7340.N1	27-OCT-2008 09:12:05	Bright	36.500	96	68Del Leo	2.5600	9300.0	73	34816	No

102	GOM_NL__2PRFIN20081027_093147_000000402073_00193_34816_7341.N1	27-OCT-2008 09:31:47	Dark	39.500	113	Mu Vel	2.6920	5000.0	79	34816	No
103	GOM_NL__2PRFIN20081027_093352_000000462073_00193_34816_7342.N1	27-OCT-2008 09:33:52	Dark	46.000	65	Lam Vel	2.2040	4400.0	92	34816	No
104	GOM_NL__2PRFIN20081027_093521_000000402073_00194_34817_7340.N1	27-OCT-2008 09:35:21	Dark	39.500	91	Kap Vel	2.4900	26000.	79	34817	No
105	GOM_NL__2PRFIN20081027_093812_000000392073_00194_34817_7341.N1	27-OCT-2008 09:38:12	Dark	39.000	29	Bet Car	1.6720	10200.	78	34817	No
106	GOM_NL__2PRFIN20081027_095342_000000422073_00194_34817_7342.N1	27-OCT-2008 09:53:42	Straylight	42.000	157	The1Eri	2.9060	9300.0	84	34817	No
107	GOM_NL__2PRFIN20081027_100157_000000432073_00194_34817_7343.N1	27-OCT-2008 10:01:57	Straylight	42.500	52	16Bet Cet	2.0370	4500.0	85	34817	No
108	GOM_NL__2PRFIN20081027_101309_000000402073_00194_34817_7344.N1	27-OCT-2008 10:13:09	Bright	40.000	105	6Bet Ari	2.6450	8900.0	80	34817	No
109	GOM_NL__2PRFIN20081027_101518_000000362073_00194_34817_7345.N1	27-OCT-2008 10:15:18	Bright	36.000	58	21Alp And	2.0730	11000.	72	34817	No
110	GOM_NL__2PRFIN20081027_101702_000000392073_00194_34817_7346.N1	27-OCT-2008 10:17:02	Bright	38.500	53	43Bet And	2.0480	3300.0	77	34817	No
111	GOM_NL__2PRFIN20081027_101944_000000402073_00194_34817_7347.N1	27-OCT-2008 10:19:44	Bright	40.000	73	57Gam1And	2.2600	13100.	80	34817	No
112	GOM_NL__2PRFIN20081027_102251_000000362073_00194_34817_7348.N1	27-OCT-2008 10:22:51	Bright	35.500	68	18Alp Cas	2.2250	4500.0	71	34817	No
113	GOM_NL__2PRFIN20081027_102406_000000362073_00194_34817_7349.N1	27-OCT-2008 10:24:06	Bright	35.500	76	27Gam Cas	2.3000	30000.	71	34817	No
114	GOM_NL__2PRFIN20081027_103207_000000372073_00194_34817_7350.N1	27-OCT-2008 10:32:07	Bright	36.500	49	1Alp UMi	1.9900	6300.0	73	34817	No
115	GOM_NL__2PRFIN20081027_104020_000000402073_00194_34817_7351.N1	27-OCT-2008 10:40:20	Bright	39.500	36	50Alp UMa	1.8000	6300.0	79	34817	No
116	GOM_NL__2PRFIN20081027_104142_000000362073_00194_34817_7352.N1	27-OCT-2008 10:41:42	Bright	35.500	32	77Eps UMa	1.7630	11000.	71	34817	No
117	GOM_NL__2PRFIN20081027_104531_000000362073_00194_34817_7353.N1	27-OCT-2008 10:45:31	Bright	36.000	174	52Psi UMa	3.0040	4400.0	72	34817	No
118	GOM_NL__2PRFIN20081027_105241_000000362073_00194_34817_7354.N1	27-OCT-2008 10:52:41	Bright	35.500	96	68Del Leo	2.5600	9300.0	71	34817	No
119	GOM_NL__2PRFIN20081027_111224_000000422073_00194_34817_7355.N1	27-OCT-2008 11:12:24	Dark	41.500	113	Mu Vel	2.6920	5000.0	83	34817	No
120	GOM_NL__2PRFIN20081027_111429_000000472073_00194_34817_7356.N1	27-OCT-2008 11:14:29	Dark	47.000	65	Lam Vel	2.2040	4400.0	94	34817	No
121	GOM_NL__2PRFIN20081027_111558_000000392073_00195_34818_7352.N1	27-OCT-2008 11:15:58	Dark	38.500	91	Kap Vel	2.4900	26000.	77	34818	No
122	GOM_NL__2PRFIN20081027_111849_000000392073_00195_34818_7353.N1	27-OCT-2008 11:18:49	Dark	39.000	29	Bet Car	1.6720	10200.	78	34818	No
123	GOM_NL__2PRFIN20081027_113419_000000392073_00195_34818_7354.N1	27-OCT-2008 11:34:19	Straylight	38.500	157	The1Eri	2.9060	9300.0	77	34818	No
124	GOM_NL__2PRFIN20081027_114233_000000412073_00195_34818_7355.N1	27-OCT-2008 11:42:33	Straylight	40.500	52	16Bet Cet	2.0370	4500.0	81	34818	No
125	GOM_NL__2PRFIN20081027_115345_000000412073_00195_34818_7356.N1	27-OCT-2008 11:53:45	Bright	40.500	105	6Bet Ari	2.6450	8900.0	81	34818	No
126	GOM_NL__2PRFIN20081027_115554_000000372073_00195_34818_7357.N1	27-OCT-2008 11:55:54	Bright	37.000	58	21Alp And	2.0730	11000.	74	34818	No
127	GOM_NL__2PRFIN20081027_115738_000000372073_00195_34818_7358.N1	27-OCT-2008 11:57:38	Bright	37.000	53	43Bet And	2.0480	3300.0	74	34818	No
128	GOM_NL__2PRFIN20081027_120020_000000392073_00195_34818_7359.N1	27-OCT-2008 12:00:20	Bright	38.500	73	57Gam1And	2.2600	13100.	77	34818	No
129	GOM_NL__2PRFIN20081027_120327_000000372073_00195_34818_7360.N1	27-OCT-2008 12:03:27	Bright	36.500	68	18Alp Cas	2.2250	4500.0	73	34818	No
130	GOM_NL__2PRFIN20081027_120441_000000362073_00195_34818_7361.N1	27-OCT-2008 12:04:41	Bright	36.000	76	27Gam Cas	2.3000	30000.	72	34818	No
131	GOM_NL__2PRFIN20081027_121243_000000362073_00195_34818_7362.N1	27-OCT-2008 12:12:43	Bright	36.000	49	1Alp UMi	1.9900	6300.0	72	34818	No
132	GOM_NL__2PRFIN20081027_122056_000000382073_00195_34818_7363.N1	27-OCT-2008 12:20:56	Bright	37.500	36	50Alp UMa	1.8000	6300.0	75	34818	No
133	GOM_NL__2PRFIN20081027_122218_000000432073_00195_34818_7364.N1	27-OCT-2008 12:22:18	Bright	43.000	32	77Eps UMa	1.7630	11000.	86	34818	No
134	GOM_NL__2PRFIN20081027_122607_000000382073_00195_34818_7365.N1	27-OCT-2008 12:26:07	Bright	38.000	174	52Psi UMa	3.0040	4400.0	76	34818	No
135	GOM_NL__2PRFIN20081027_123317_000000372073_00195_34818_7366.N1	27-OCT-2008 12:33:17	Bright	37.000	96	68Del Leo	2.5600	9300.0	74	34818	No
136	GOM_NL__2PRFIN20081027_125300_000000402073_00195_34818_7367.N1	27-OCT-2008 12:53:00	Dark	40.000	113	Mu Vel	2.6920	5000.0	80	34818	No
137	GOM_NL__2PRFIN20081027_125505_000000512073_00195_34818_7368.N1	27-OCT-2008 12:55:05	Dark	50.500	65	Lam Vel	2.2040	4400.0	101	34818	No
138	GOM_NL__2PRFIN20081027_125634_000000392073_00196_34819_7363.N1	27-OCT-2008 12:56:34	Dark	39.000	91	Kap Vel	2.4900	26000.	78	34819	No
139	GOM_NL__2PRFIN20081027_125925_000000352073_00196_34819_7364.N1	27-OCT-2008 12:59:25	Dark	35.000	29	Bet Car	1.6720	10200.	70	34819	No
140	GOM_NL__2PRFIN20081027_131455_000000412073_00196_34819_7365.N1	27-OCT-2008 13:14:55	Straylight	40.500	157	The1Eri	2.9060	9300.0	81	34819	No
141	GOM_NL__2PRFIN20081027_132309_000000422073_00196_34819_7366.N1	27-OCT-2008 13:23:09	Straylight	41.500	52	16Bet Cet	2.0370	4500.0	83	34819	No
142	GOM_NL__2PRFIN20081027_133420_000000402073_00196_34819_7367.N1	27-OCT-2008 13:34:20	Bright	40.000	105	6Bet Ari	2.6450	8900.0	80	34819	No
143	GOM_NL__2PRFIN20081027_133630_000000372073_00196_34819_7368.N1	27-OCT-2008 13:36:30	Bright	36.500	58	21Alp And	2.0730	11000.	73	34819	No
144	GOM_NL__2PRFIN20081027_133814_000000392073_00196_34819_7369.N1	27-OCT-2008 13:38:14	Bright	38.500	53	43Bet And	2.0480	3300.0	77	34819	No
145	GOM_NL__2PRFIN20081027_134055_000000412073_00196_34819_7370.N1	27-OCT-2008 13:40:55	Bright	41.000	73	57Gam1And	2.2600	13100.	82	34819	No
146	GOM_NL__2PRFIN20081027_134403_000000372073_00196_34819_7371.N1	27-OCT-2008 13:44:03	Bright	36.500	68	18Alp Cas	2.2250	4500.0	73	34819	No
147	GOM_NL__2PRFIN20081027_134517_000000372073_00196_34819_7372.N1	27-OCT-2008 13:45:17	Bright	36.500	76	27Gam Cas	2.3000	30000.	73	34819	No
148	GOM_NL__2PRFIN20081027_135319_000000372073_00196_34819_7373.N1	27-OCT-2008 13:53:19	Bright	36.500	49	1Alp UMi	1.9900	6300.0	73	34819	No
149	GOM_NL__2PRFIN20081027_140131_000000382073_00196_34819_7374.N1	27-OCT-2008 14:01:31	Bright	37.500	36	50Alp UMa	1.8000	6300.0	75	34819	No
150	GOM_NL__2PRFIN20081027_140254_000000352073_00196_34819_7375.N1	27-OCT-2008 14:02:54	Bright	35.000	32	77Eps UMa	1.7630	11000.	70	34819	No
151	GOM_NL__2PRFIN20081027_140643_000000372073_00196_34819_7376.N1	27-OCT-2008 14:06:43	Bright	36.500	174	52Psi UMa	3.0040	4400.0	73	34819	No
152	GOM_NL__2PRFIN20081027_141354_000000352073_00196_34819_7377.N1	27-OCT-2008 14:13:54	Bright	35.000	96	68Del Leo	2.5600	9300.0	70	34819	No
153	GOM_NL__2PRFIN20081027_143336_000000382073_00196_34819_7378.N1	27-OCT-2008 14:33:36	Dark	37.500	113	Mu Vel	2.6920	5000.0	75	34819	No
154	GOM_NL__2PRFIN20081027_143542_000000452073_00196_34819_7379.N1	27-OCT-2008 14:35:42	Dark	45.000	65	Lam Vel	2.2040	4400.0	90	34819	No
155	GOM_NL__2PRFIN20081027_143711_000000392073_00197_34820_7382.N1	27-OCT-2008 14:37:11	Dark	39.000	91	Kap Vel	2.4900	26000.	78	34820	No
156	GOM_NL__2PRFIN20081027_144001_000000382073_00197_34820_7383.N1	27-OCT-2008 14:40:01	Dark	37.500	29	Bet Car	1.6720	10200.	75	34820	No
157	GOM_NL__2PRFIN20081027_145531_000000382073_00197_34820_7384.N1	27-OCT-2008 14:55:31	Straylight	38.000	157	The1Eri	2.9060	9300.0	76	34820	No
158	GOM_NL__2PRFIN20081027_150345_000000402073_00197_34820_7385.N1	27-OCT-2008 15:03:45	Straylight	40.000	52	16Bet Cet	2.0370	4500.0	80	34820	No
159	GOM_NL__2PRFIN20081027_151456_000000402073_00197_34820_7386.N1	27-OCT-2008 15:14:56	Bright	39.500	105	6Bet Ari	2.6450	8900.0	79	34820	No
160	GOM_NL__2PRFIN20081027_151706_000000352073_00197_34820_7387.N1	27-OCT-2008 15:17:06	Bright	35.000	58	21Alp And	2.0730	11000.	70	34820	No

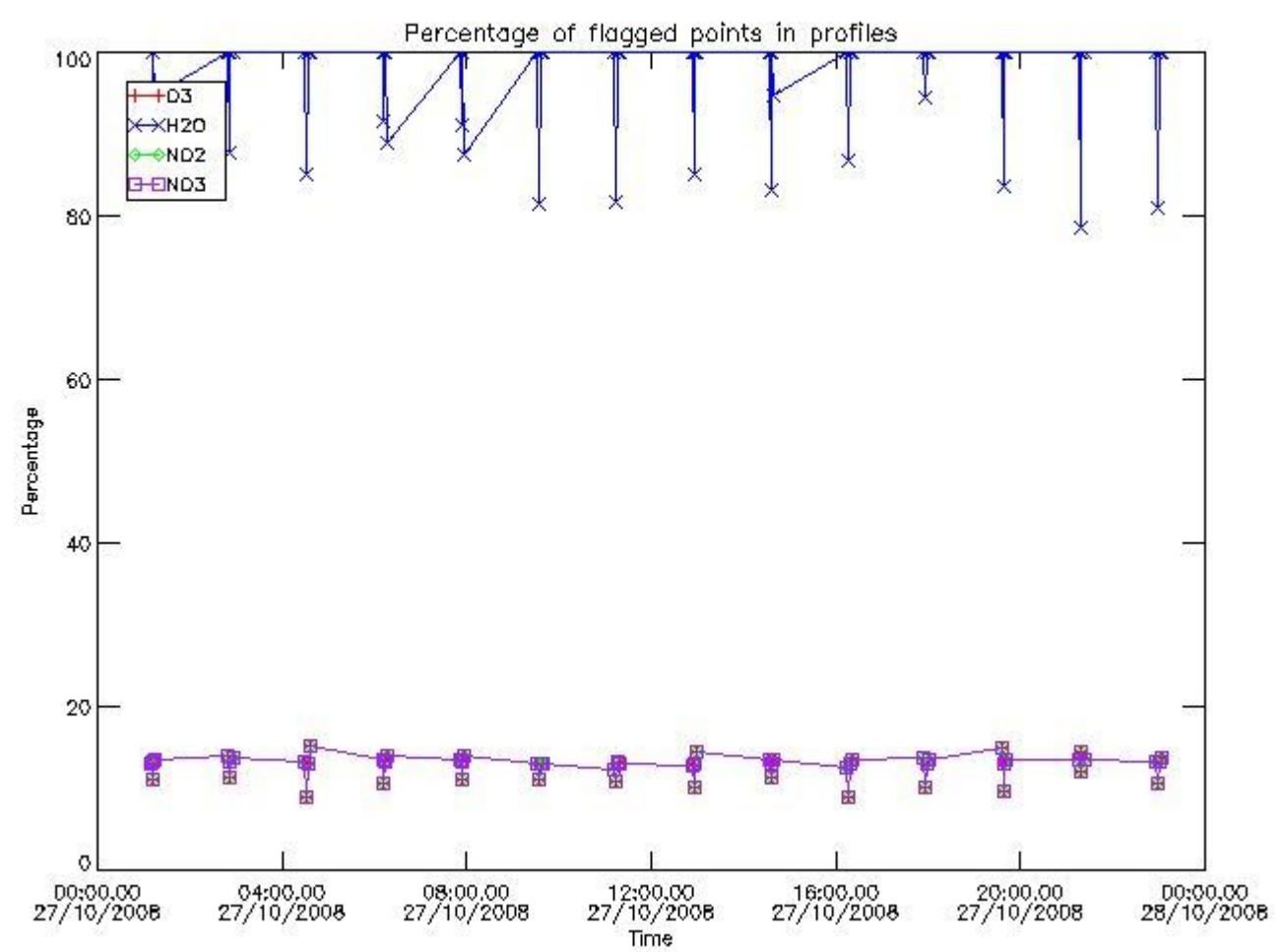
161	GOM_NL__2PRFIN20081027_151849_000000392073_00197_34820_7388.N1	27-OCT-2008 15:18:49	Bright	38.500	53	43Bet And	2.0480	3300.0	77	34820	No
162	GOM_NL__2PRFIN20081027_152131_000000422073_00197_34820_7389.N1	27-OCT-2008 15:21:31	Bright	41.500	73	57Gam1And	2.2600	13100.	83	34820	No
163	GOM_NL__2PRFIN20081027_152439_000000362073_00197_34820_7390.N1	27-OCT-2008 15:24:39	Bright	36.000	68	18Alp Cas	2.2250	4500.0	72	34820	No
164	GOM_NL__2PRFIN20081027_152553_000000362073_00197_34820_7391.N1	27-OCT-2008 15:25:53	Bright	36.000	76	27Gam Cas	2.3000	30000.	72	34820	No
165	GOM_NL__2PRFIN20081027_153355_000000362073_00197_34820_7392.N1	27-OCT-2008 15:33:55	Bright	36.000	49	1Alp UMi	1.9900	6300.0	72	34820	No
166	GOM_NL__2PRFIN20081027_154207_000000392073_00197_34820_7393.N1	27-OCT-2008 15:42:07	Bright	39.000	36	50Alp UMa	1.8000	6300.0	78	34820	No
167	GOM_NL__2PRFIN20081027_154330_000000362073_00197_34820_7394.N1	27-OCT-2008 15:43:30	Bright	35.500	32	77Eps UMa	1.7630	11000.	71	34820	No
168	GOM_NL__2PRFIN20081027_154719_000000362073_00197_34820_7395.N1	27-OCT-2008 15:47:19	Bright	36.000	174	52Psi UMa	3.0040	4400.0	72	34820	No
169	GOM_NL__2PRFIN20081027_155430_000000372073_00197_34820_7396.N1	27-OCT-2008 15:54:30	Bright	36.500	96	68Del Leo	2.5600	9300.0	73	34820	No
170	GOM_NL__2PRFIN20081027_161413_000000412073_00197_34820_7397.N1	27-OCT-2008 16:14:13	Dark	40.500	113	Mu Vel	2.6920	5000.0	81	34820	No
171	GOM_NL__2PRFIN20081027_161619_000000572073_00197_34820_7398.N1	27-OCT-2008 16:16:19	Dark	57.000	65	Lam Vel	2.2040	4400.0	114	34820	No
172	GOM_NL__2PRFIN20081027_161747_000000392073_00198_34821_7396.N1	27-OCT-2008 16:17:47	Dark	39.000	91	Kap Vel	2.4900	26000.	78	34821	No
173	GOM_NL__2PRFIN20081027_162037_000000382073_00198_34821_7397.N1	27-OCT-2008 16:20:37	Dark	38.000	29	Bet Car	1.6720	10200.	76	34821	No
174	GOM_NL__2PRFIN20081027_163607_000000412073_00198_34821_7398.N1	27-OCT-2008 16:36:07	Straylight	41.000	157	The1Eri	2.9060	9300.0	82	34821	No
175	GOM_NL__2PRFIN20081027_164430_000000332073_00198_34821_7399.N1	27-OCT-2008 16:44:30	Dark	33.000	52	16Bet Cet	2.0370	4500.0	66	34821	Yes
176	GOM_NL__2PRFIN20081027_165532_000000392073_00198_34821_7400.N1	27-OCT-2008 16:55:32	Bright	38.500	105	6Bet Ari	2.6450	8900.0	77	34821	No
177	GOM_NL__2PRFIN20081027_165742_000000362073_00198_34821_7401.N1	27-OCT-2008 16:57:42	Bright	36.000	58	21Alp And	2.0730	11000.	72	34821	No
178	GOM_NL__2PRFIN20081027_165925_000000532073_00198_34821_7402.N1	27-OCT-2008 16:59:25	Bright	53.000	53	43Bet And	2.0480	3300.0	106	34821	No
179	GOM_NL__2PRFIN20081027_170206_000000412073_00198_34821_7403.N1	27-OCT-2008 17:02:06	Bright	41.000	73	57Gam1And	2.2600	13100.	82	34821	No
180	GOM_NL__2PRFIN20081027_170515_000000372073_00198_34821_7404.N1	27-OCT-2008 17:05:15	Bright	36.500	68	18Alp Cas	2.2250	4500.0	73	34821	No
181	GOM_NL__2PRFIN20081027_170629_000000362073_00198_34821_7405.N1	27-OCT-2008 17:06:29	Bright	36.000	76	27Gam Cas	2.3000	30000.	72	34821	No
182	GOM_NL__2PRFIN20081027_171431_000000372073_00198_34821_7406.N1	27-OCT-2008 17:14:31	Bright	36.500	49	1Alp UMi	1.9900	6300.0	73	34821	No
183	GOM_NL__2PRFIN20081027_172243_000000402073_00198_34821_7407.N1	27-OCT-2008 17:22:43	Bright	39.500	36	50Alp UMa	1.8000	6300.0	79	34821	No
184	GOM_NL__2PRFIN20081027_172407_000000352073_00198_34821_7408.N1	27-OCT-2008 17:24:07	Bright	34.500	32	77Eps UMa	1.7630	11000.	69	34821	No
185	GOM_NL__2PRFIN20081027_172755_000000362073_00198_34821_7409.N1	27-OCT-2008 17:27:55	Bright	35.500	174	52Psi UMa	3.0040	4400.0	71	34821	No
186	GOM_NL__2PRFIN20081027_173506_000000372073_00198_34821_7410.N1	27-OCT-2008 17:35:06	Bright	36.500	96	68Del Leo	2.5600	9300.0	73	34821	No
187	GOM_NL__2PRFIN20081027_175449_000000372073_00198_34821_7411.N1	27-OCT-2008 17:54:49	Dark	37.000	113	Mu Vel	2.6920	5000.0	74	34821	No
188	GOM_NL__2PRFIN20081027_175656_000000562073_00198_34821_7412.N1	27-OCT-2008 17:56:56	Dark	55.500	65	Lam Vel	2.2040	4400.0	111	34821	No
189	GOM_NL__2PRFIN20081027_175824_000000392073_00199_34822_7411.N1	27-OCT-2008 17:58:24	Dark	39.000	91	Kap Vel	2.4900	26000.	78	34822	No
190	GOM_NL__2PRFIN20081027_180114_000000382073_00199_34822_7412.N1	27-OCT-2008 18:01:14	Dark	37.500	29	Bet Car	1.6720	10200.	75	34822	No
191	GOM_NL__2PRFIN20081027_181644_000000402073_00199_34822_7413.N1	27-OCT-2008 18:16:44	Straylight	40.000	157	The1Eri	2.9060	9300.0	80	34822	No
192	GOM_NL__2PRFIN20081027_183608_000000422073_00199_34822_7414.N1	27-OCT-2008 18:36:08	Bright	41.500	105	6Bet Ari	2.6450	8900.0	83	34822	No
193	GOM_NL__2PRFIN20081027_183818_000000342073_00199_34822_7415.N1	27-OCT-2008 18:38:18	Bright	33.500	58	21Alp And	2.0730	11000.	67	34822	No
194	GOM_NL__2PRFIN20081027_184001_000000382073_00199_34822_7416.N1	27-OCT-2008 18:40:01	Bright	37.500	53	43Bet And	2.0480	3300.0	75	34822	No
195	GOM_NL__2PRFIN20081027_184242_000000412073_00199_34822_7417.N1	27-OCT-2008 18:42:42	Bright	41.000	73	57Gam1And	2.2600	13100.	82	34822	No
196	GOM_NL__2PRFIN20081027_184551_000000372073_00199_34822_7418.N1	27-OCT-2008 18:45:51	Bright	36.500	68	18Alp Cas	2.2250	4500.0	73	34822	No
197	GOM_NL__2PRFIN20081027_184705_000000362073_00199_34822_7419.N1	27-OCT-2008 18:47:05	Bright	36.000	76	27Gam Cas	2.3000	30000.	72	34822	No
198	GOM_NL__2PRFIN20081027_185507_000000382073_00199_34822_7420.N1	27-OCT-2008 18:55:07	Bright	38.000	49	1Alp UMi	1.9900	6300.0	76	34822	No
199	GOM_NL__2PRFIN20081027_190319_000000352073_00199_34822_7421.N1	27-OCT-2008 19:03:19	Bright	35.000	36	50Alp UMa	1.8000	6300.0	70	34822	No
200	GOM_NL__2PRFIN20081027_190443_000000332073_00199_34822_7422.N1	27-OCT-2008 19:04:43	Bright	33.000	32	77Eps UMa	1.7630	11000.	66	34822	No
201	GOM_NL__2PRFIN20081027_190831_000000372073_00199_34822_7423.N1	27-OCT-2008 19:08:31	Bright	37.000	174	52Psi UMa	3.0040	4400.0	74	34822	No
202	GOM_NL__2PRFIN20081027_191542_000000372073_00199_34822_7424.N1	27-OCT-2008 19:15:42	Bright	36.500	96	68Del Leo	2.5600	9300.0	73	34822	No
203	GOM_NL__2PRFIN20081027_193525_000000382073_00199_34822_7425.N1	27-OCT-2008 19:35:25	Dark	37.500	113	Mu Vel	2.6920	5000.0	75	34822	No
204	GOM_NL__2PRFIN20081027_193732_000000532073_00199_34822_7426.N1	27-OCT-2008 19:37:32	Dark	52.500	65	Lam Vel	2.2040	4400.0	105	34822	No
205	GOM_NL__2PRFIN20081027_193900_000000392073_00200_34823_7425.N1	27-OCT-2008 19:39:00	Dark	39.000	91	Kap Vel	2.4900	26000.	78	34823	No
206	GOM_NL__2PRFIN20081027_194150_000000382073_00200_34823_7426.N1	27-OCT-2008 19:41:50	Dark	37.500	29	Bet Car	1.6720	10200.	75	34823	No
207	GOM_NL__2PRFIN20081027_195720_000000422073_00200_34823_7427.N1	27-OCT-2008 19:57:20	Straylight	42.000	157	The1Eri	2.9060	9300.0	84	34823	No
208	GOM_NL__2PRFIN20081027_201643_000000412073_00200_34823_7428.N1	27-OCT-2008 20:16:43	Bright	40.500	105	6Bet Ari	2.6450	8900.0	81	34823	No
209	GOM_NL__2PRFIN20081027_201854_000000352073_00200_34823_7429.N1	27-OCT-2008 20:18:54	Bright	35.000	58	21Alp And	2.0730	11000.	70	34823	No
210	GOM_NL__2PRFIN20081027_202037_000000392073_00200_34823_7430.N1	27-OCT-2008 20:20:37	Bright	39.000	53	43Bet And	2.0480	3300.0	78	34823	No
211	GOM_NL__2PRFIN20081027_202318_000000422073_00200_34823_7431.N1	27-OCT-2008 20:23:18	Bright	41.500	73	57Gam1And	2.2600	13100.	83	34823	No
212	GOM_NL__2PRFIN20081027_202626_000000352073_00200_34823_7432.N1	27-OCT-2008 20:26:26	Bright	35.000	68	18Alp Cas	2.2250	4500.0	70	34823	No
213	GOM_NL__2PRFIN20081027_202741_000000352073_00200_34823_7433.N1	27-OCT-2008 20:27:41	Bright	34.500	76	27Gam Cas	2.3000	30000.	69	34823	No
214	GOM_NL__2PRFIN20081027_203543_000000342073_00200_34823_7434.N1	27-OCT-2008 20:35:43	Bright	33.500	49	1Alp UMi	1.9900	6300.0	67	34823	No
215	GOM_NL__2PRFIN20081027_204355_000000352073_00200_34823_7435.N1	27-OCT-2008 20:43:55	Bright	34.500	36	50Alp UMa	1.8000	6300.0	69	34823	No
216	GOM_NL__2PRFIN20081027_204519_000000522073_00200_34823_7436.N1	27-OCT-2008 20:45:19	Bright	52.000	32	77Eps UMa	1.7630	11000.	104	34823	No
217	GOM_NL__2PRFIN20081027_204907_000000362073_00200_34823_7437.N1	27-OCT-2008 20:49:07	Bright	36.000	174	52Psi UMa	3.0040	4400.0	72	34823	No
218	GOM_NL__2PRFIN20081027_205618_000000362073_00200_34823_7438.N1	27-OCT-2008 20:56:18	Bright	36.000	96	68Del Leo	2.5600	9300.0	72	34823	No
219	GOM_NL__2PRFIN20081027_211601_000000382073_00200_34823_7439.N1	27-OCT-2008 21:16:01	Dark	37.500	113	Mu Vel	2.6920	5000.0	75	34823	No

220	GOM_NL__2PRFIN20081027_211809_000000432073_00200_34823_7440.N1	27-OCT-2008 21:18:09	Dark	42.500	65	Lam Vel	2.2040	4400.0	85	34823	No
221	GOM_NL__2PRFIN20081027_211937_000000392073_00201_34824_7436.N1	27-OCT-2008 21:19:37	Dark	39.000	91	Kap Vel	2.4900	26000.	78	34824	No
222	GOM_NL__2PRFIN20081027_212226_000000382073_00201_34824_7437.N1	27-OCT-2008 21:22:26	Dark	37.500	29	Bet Car	1.6720	10200.	75	34824	No
223	GOM_NL__2PRFIN20081027_213756_000000412073_00201_34824_7438.N1	27-OCT-2008 21:37:56	Straylight	40.500	157	The1Eri	2.9060	9300.0	81	34824	No
224	GOM_NL__2PRFIN20081027_215719_000000392073_00201_34824_7439.N1	27-OCT-2008 21:57:19	Bright	39.000	105	6Bet Ari	2.6450	8900.0	78	34824	No
225	GOM_NL__2PRFIN20081027_215931_000000352073_00201_34824_7440.N1	27-OCT-2008 21:59:31	Bright	35.000	58	21Alp And	2.0730	11000.	70	34824	No
226	GOM_NL__2PRFIN20081027_220113_000000372073_00201_34824_7441.N1	27-OCT-2008 22:01:13	Bright	36.500	53	43Bet And	2.0480	3300.0	73	34824	No
227	GOM_NL__2PRFIN20081027_220353_000000382073_00201_34824_7442.N1	27-OCT-2008 22:03:53	Bright	38.000	73	57Gam1And	2.2600	13100.	76	34824	No
228	GOM_NL__2PRFIN20081027_220702_000000362073_00201_34824_7443.N1	27-OCT-2008 22:07:02	Bright	36.000	68	18Alp Cas	2.2250	4500.0	72	34824	No
229	GOM_NL__2PRFIN20081027_220816_000000362073_00201_34824_7444.N1	27-OCT-2008 22:08:16	Bright	35.500	76	27Gam Cas	2.3000	30000.	71	34824	No
230	GOM_NL__2PRFIN20081027_221619_000000372073_00201_34824_7445.N1	27-OCT-2008 22:16:19	Bright	36.500	49	1Alp UMi	1.9900	6300.0	73	34824	No
231	GOM_NL__2PRFIN20081027_222431_000000402073_00201_34824_7446.N1	27-OCT-2008 22:24:31	Bright	39.500	36	50Alp UMa	1.8000	6300.0	79	34824	No
232	GOM_NL__2PRFIN20081027_222555_000000352073_00201_34824_7447.N1	27-OCT-2008 22:25:55	Bright	34.500	32	77Eps UMa	1.7630	11000.	69	34824	No
233	GOM_NL__2PRFIN20081027_222943_000000402073_00201_34824_7448.N1	27-OCT-2008 22:29:43	Bright	39.500	174	52Psi UMa	3.0040	4400.0	79	34824	No
234	GOM_NL__2PRFIN20081027_223654_000000552073_00201_34824_7449.N1	27-OCT-2008 22:36:54	Bright	54.500	96	68Del Leo	2.5600	9300.0	109	34824	No
235	GOM_NL__2PRFIN20081027_225638_000000432073_00201_34824_7450.N1	27-OCT-2008 22:56:38	Dark	42.500	113	Mu Vel	2.6920	5000.0	85	34824	No
236	GOM_NL__2PRFIN20081027_225846_000000582073_00201_34824_7451.N1	27-OCT-2008 22:58:46	Dark	58.000	65	Lam Vel	2.2040	4400.0	116	34824	No
237	GOM_NL__2PRFIN20081027_230013_000000392073_00202_34825_7457.N1	27-OCT-2008 23:00:13	Dark	38.500	91	Kap Vel	2.4900	26000.	77	34825	No
238	GOM_NL__2PRFIN20081027_230302_000000372073_00202_34825_7458.N1	27-OCT-2008 23:03:02	Dark	37.000	29	Bet Car	1.6720	10200.	74	34825	No
239	GOM_NL__2PRFIN20081027_231833_000000412073_00202_34825_7459.N1	27-OCT-2008 23:18:33	Straylight	41.000	157	The1Eri	2.9060	9300.0	82	34825	No
240	GOM_NL__2PRFIN20081027_233755_000000402073_00202_34825_7460.N1	27-OCT-2008 23:37:55	Bright	40.000	105	6Bet Ari	2.6450	8900.0	80	34825	No
241	GOM_NL__2PRFIN20081027_234007_000000362073_00202_34825_7461.N1	27-OCT-2008 23:40:07	Bright	35.500	58	21Alp And	2.0730	11000.	71	34825	No
242	GOM_NL__2PRFIN20081027_234148_000000392073_00202_34825_7462.N1	27-OCT-2008 23:41:48	Bright	38.500	53	43Bet And	2.0480	3300.0	77	34825	No
243	GOM_NL__2PRFIN20081027_234429_000000422073_00202_34825_7463.N1	27-OCT-2008 23:44:29	Bright	41.500	73	57Gam1And	2.2600	13100.	83	34825	No
244	GOM_NL__2PRFIN20081027_234738_000000342073_00202_34825_7464.N1	27-OCT-2008 23:47:38	Bright	33.500	68	18Alp Cas	2.2250	4500.0	67	34825	No
245	GOM_NL__2PRFIN20081027_234852_000000362073_00202_34825_7465.N1	27-OCT-2008 23:48:52	Bright	36.000	76	27Gam Cas	2.3000	30000.	72	34825	No
246	GOM_NL__2PRFIN20081027_235654_000000362073_00202_34825_7466.N1	27-OCT-2008 23:56:54	Bright	36.000	49	1Alp UMi	1.9900	6300.0	72	34825	No

3. Quality information per product

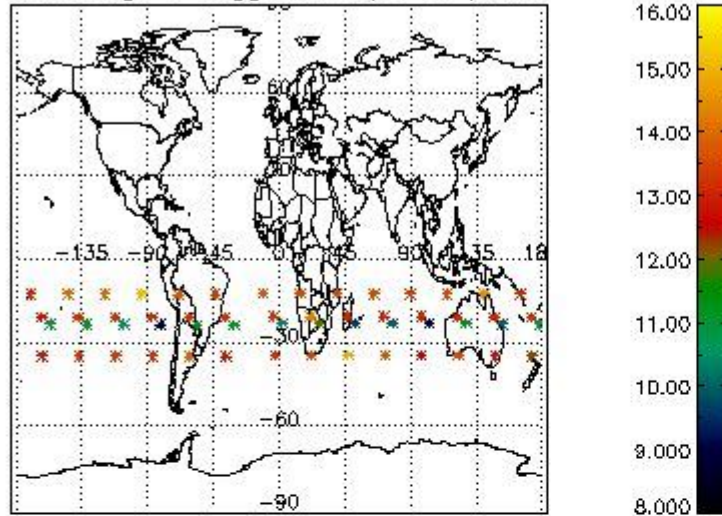
In this section it is plotted some information contained in the Quality Summary data set of the level 2 products. Only products in dark limb conditions and without errors (error flag in the MPH set to "0") are used.

3.1 Plot quality information per product (time dependant)

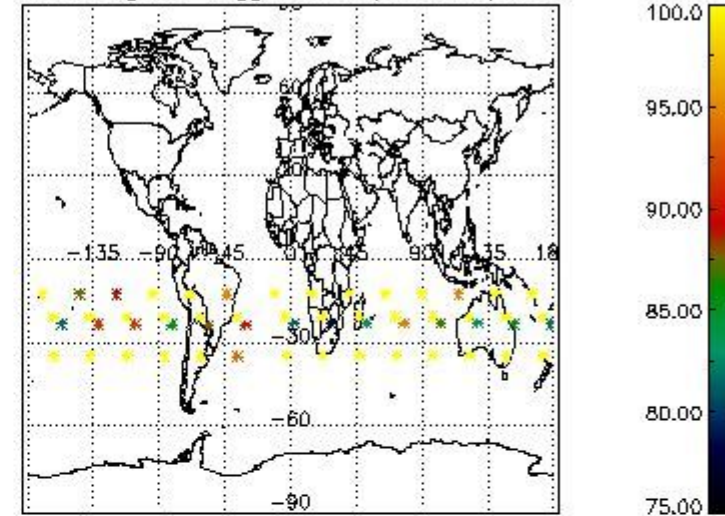


3.2 Plot quality information per product (world map)

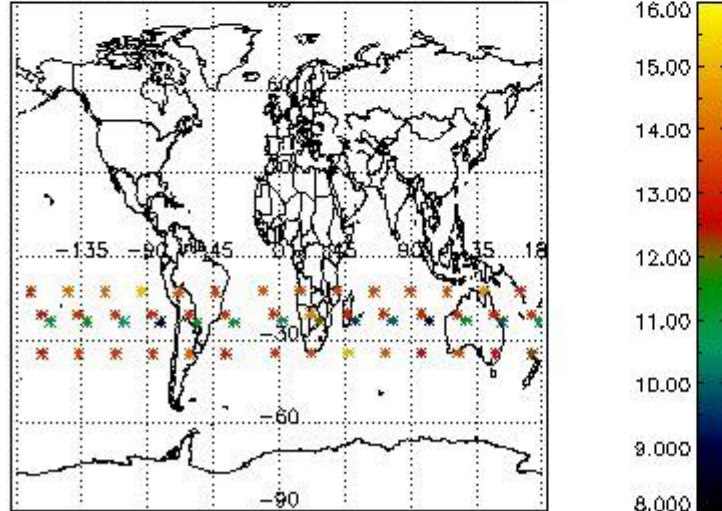
Percentage of flagged data per O3 profile



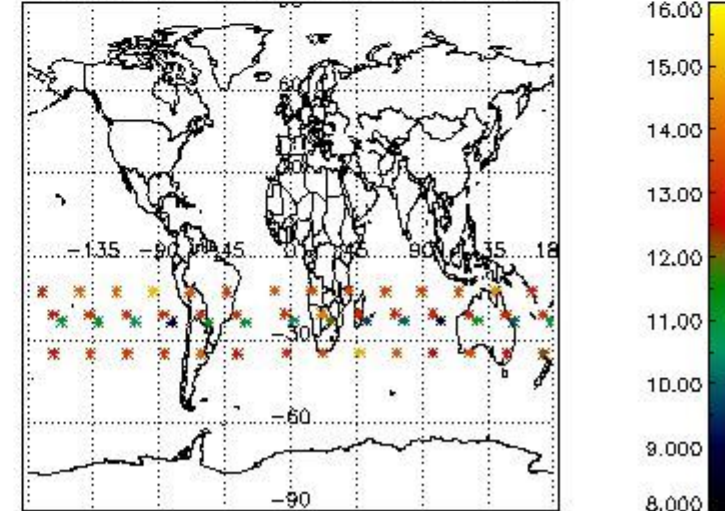
Percentage of flagged data per H2O profile



Percentage of flagged data per NO2 profile



Percentage of flagged data per NO3 profile

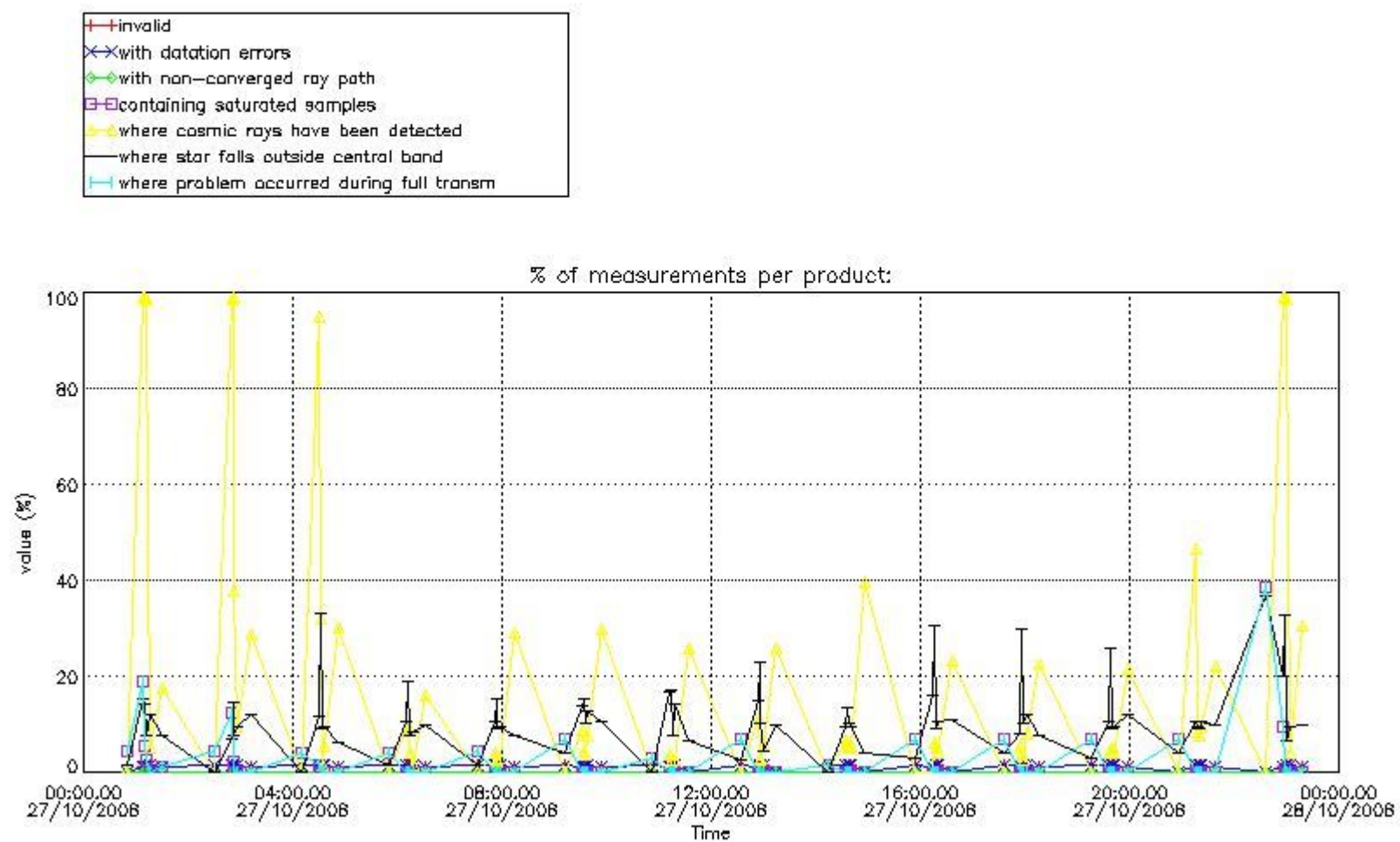


4. Level 1 quality information per product

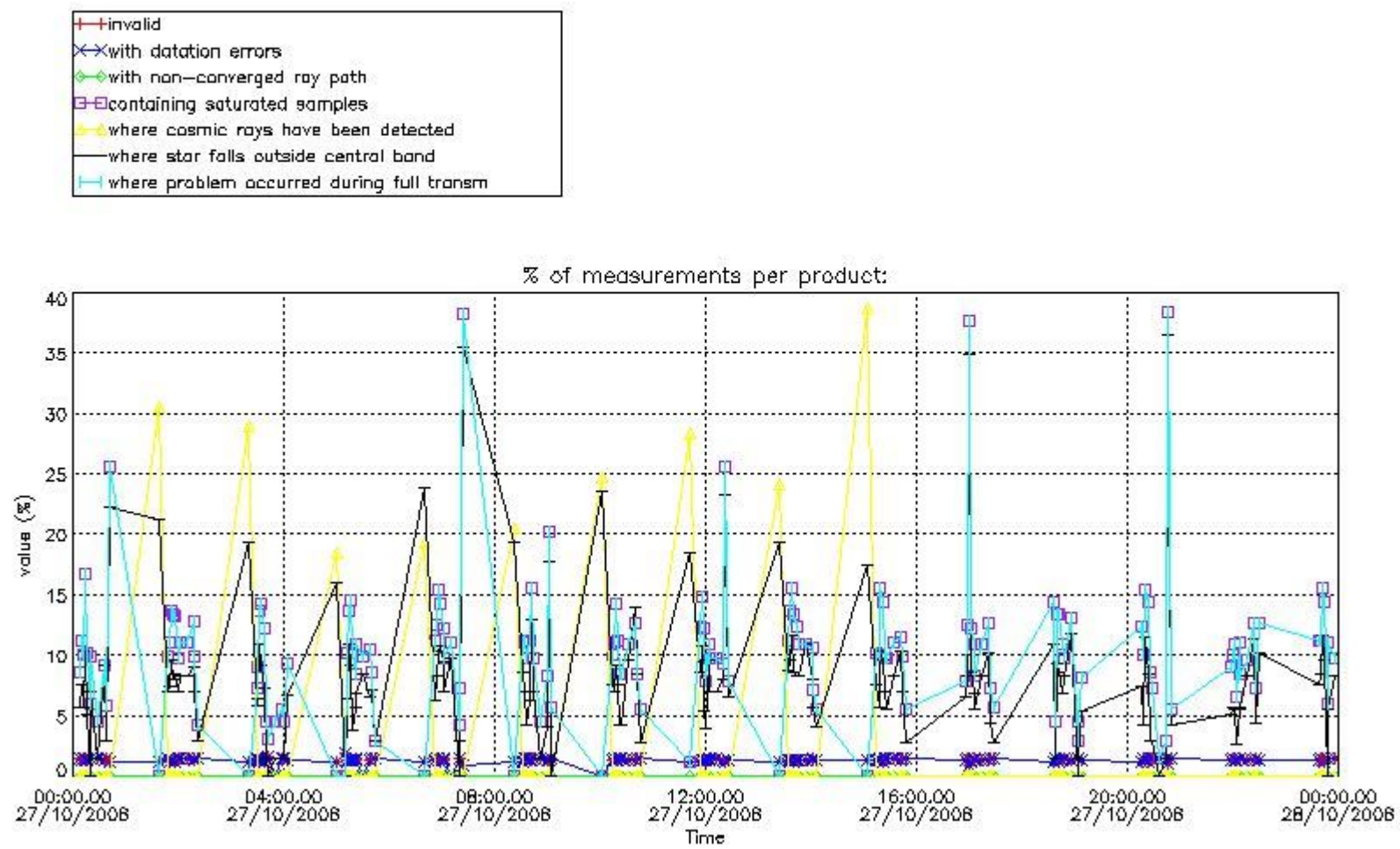
In this section it is plotted some information contained in the Quality Summary data set of the level 2 products that comes from the level 1b processing. Products without errors (error flag in the MPH set to "0") are used.

4.1 Plot quality information per product (time dependant) coming from level 1b processing

4.1.1 Plot level 1 quality information per product (time dependant): ENVISAT ASCENDING passes



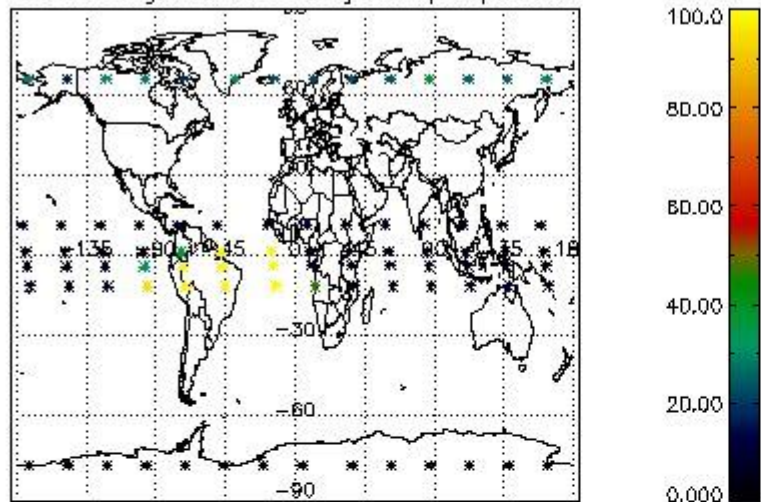
4.1.2 Plot level 1 quality information per product (time dependant): ENVI SAT DESCENDING passes



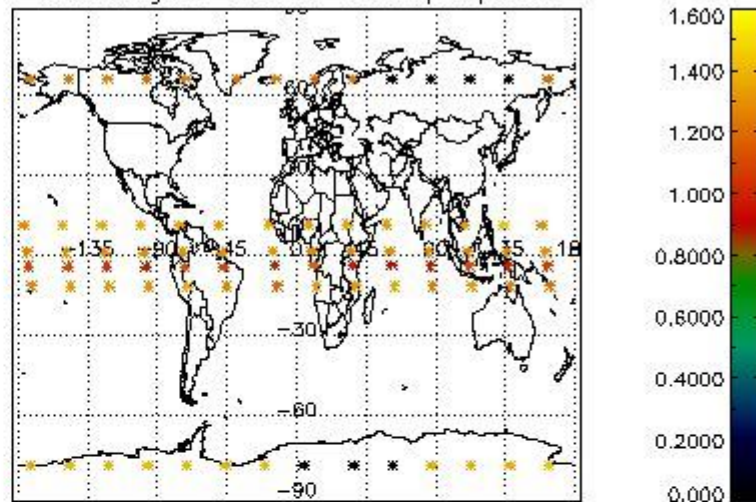
4.2 Plot quality information per product coming from level 1b processing (world map)

4.2.1 Plot level 1 quality information per product (world map): ENVISAT ASCENDING passes

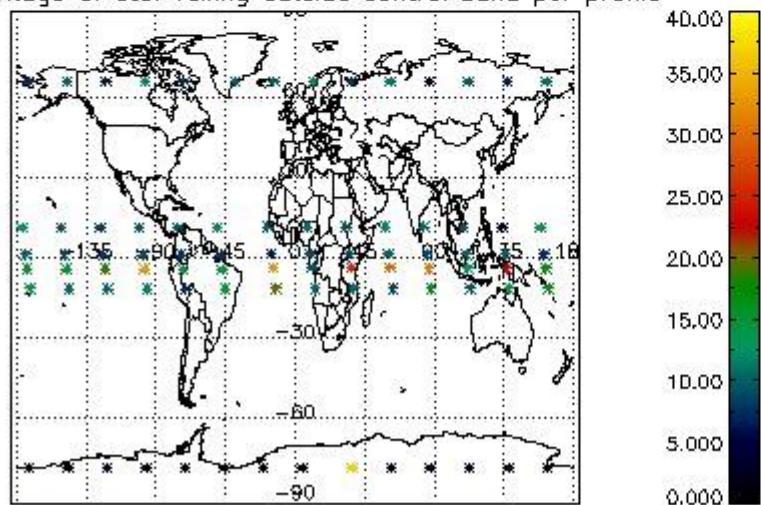
Percentage of cosmic ray hits per profile



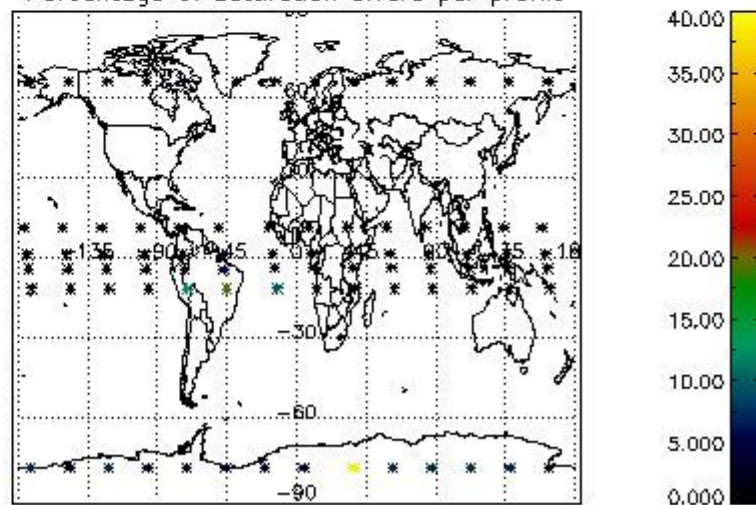
Percentage of datation errors per profile



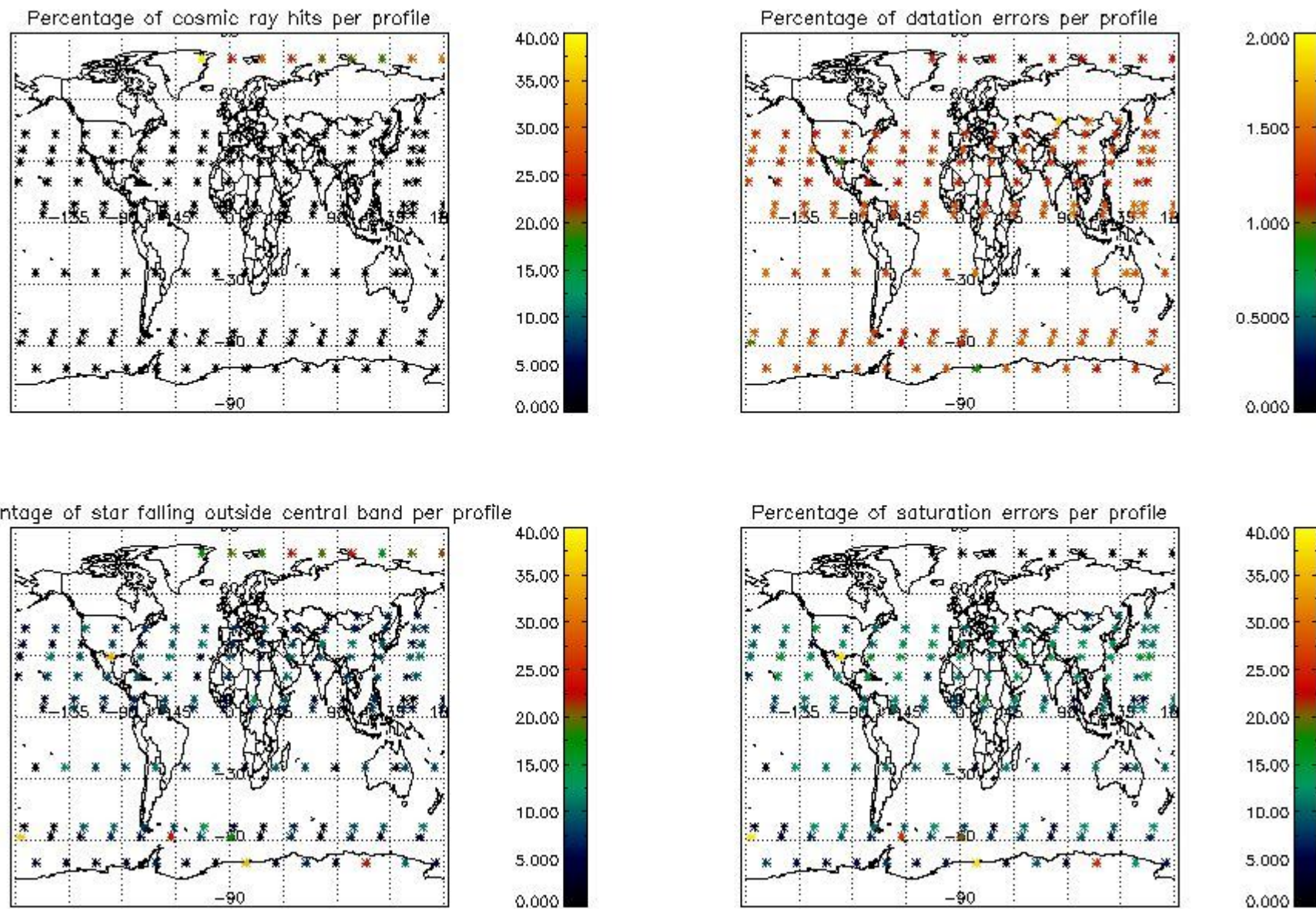
Percentage of star falling outside central band per profile



Percentage of saturation errors per profile



4.2.2 Plot level 1 quality information per product (world map): ENVISAT DESCENDING passes



5. Trace gas profiles

5.1 Ozone statistics based on quality of products

The final quality of the products can be "measured" using the STD (Standard Deviation) attached to every point profile. This information is written to the parameter GOM_NL__2P/NL_LOCAL_SPECIES_DENSITY/o3_std of the level 2 products. The table below shows the statistics for given STD ranges.

The statistics are given with respect to the overall valid production:

- Products without fatal errors: GOM_NL__2P/MPH/PRODUCT_ERR=0
- Valid point profile: GOM_NL__2P/NL_LOCAL_SPECIES_DENSITY/pcd(0)=0

The 'Criteria' is applied to valid points of dark limb products:

- Products in dark limb illumination condition: GOM_NL__2P/NL_SUMMARY_QUALITY/obs_ill_cond=0
- Products without fatal errors: GOM_NL__2P/MPH/PRODUCT_ERR=0
- Valid point profile: GOM_NL__2P/NL_LOCAL_SPECIES_DENSITY/pcd(0)=0

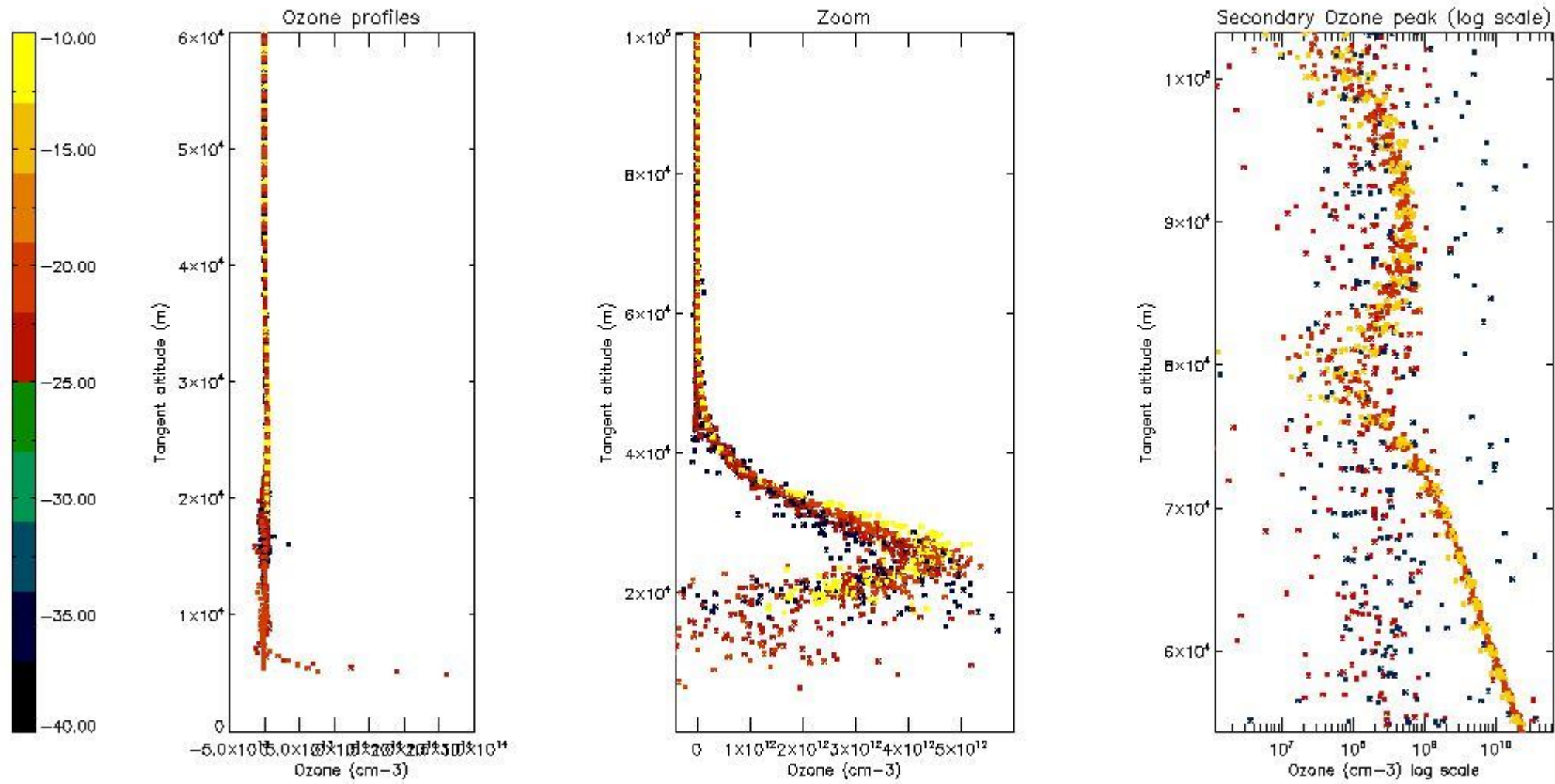
So, the table below shows the percentage of dark limb and valid observations for each criteria with respect to the overall valid daily observations.

Criteria	% of total production
All STD	25
STD < 20	12

STD < 10	7
STD < 5	4

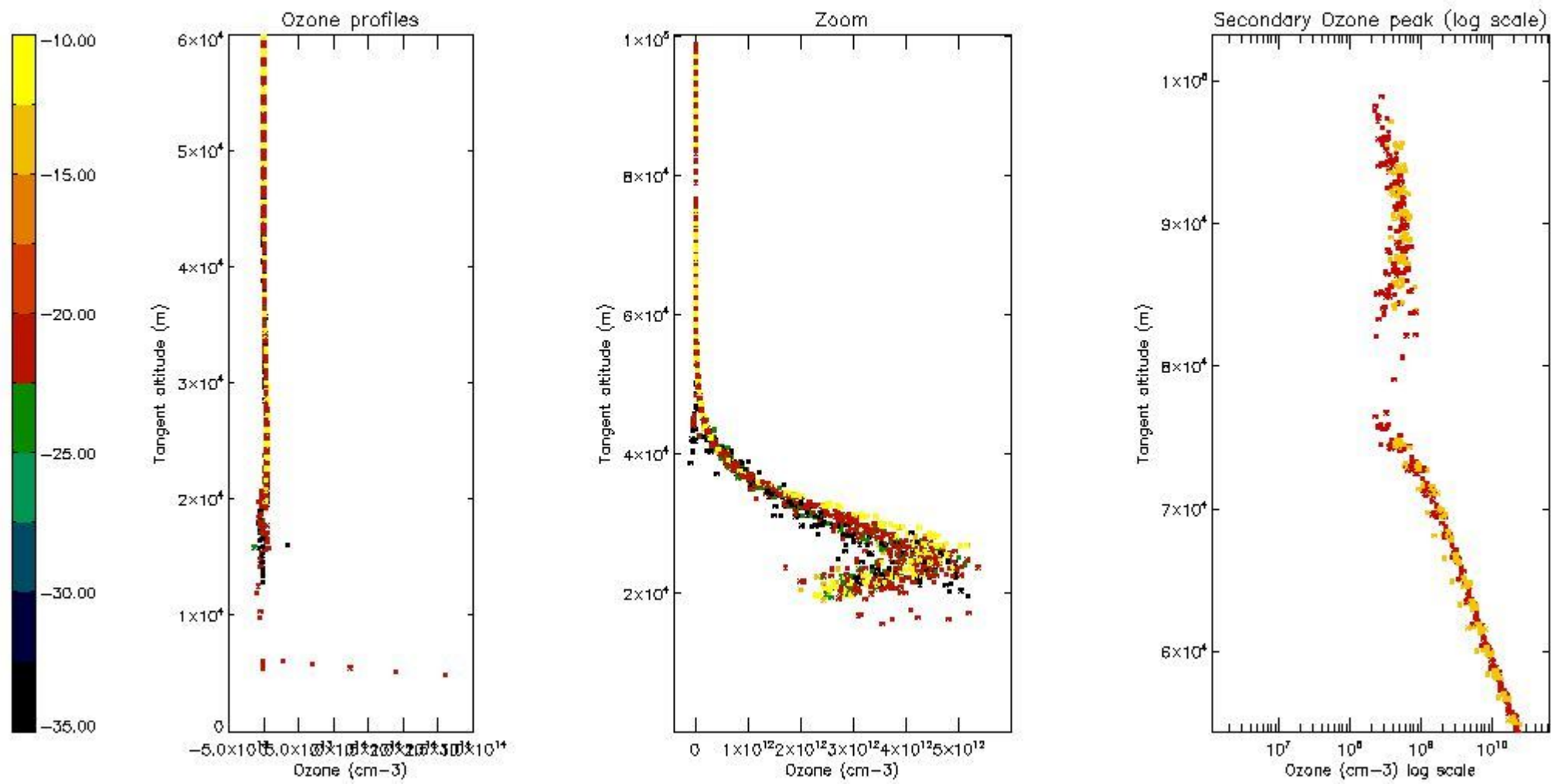
5.2 Plot ozone profiles for all STD (dark without errors)

The colorbar represents the latitude.



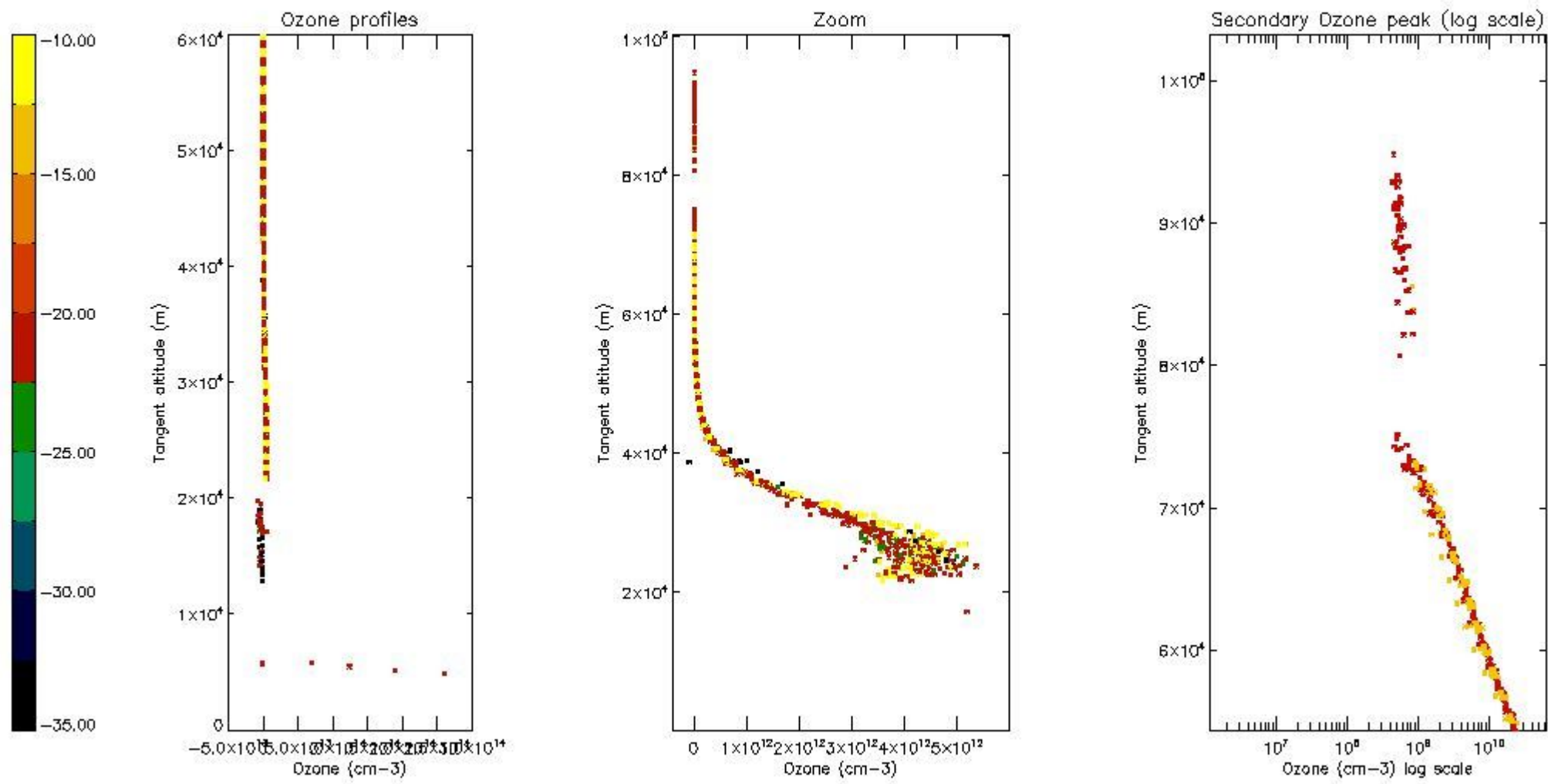
5.3 Plot ozone profiles where STD < 20% (dark without errors)

The colorbar represents the latitude.



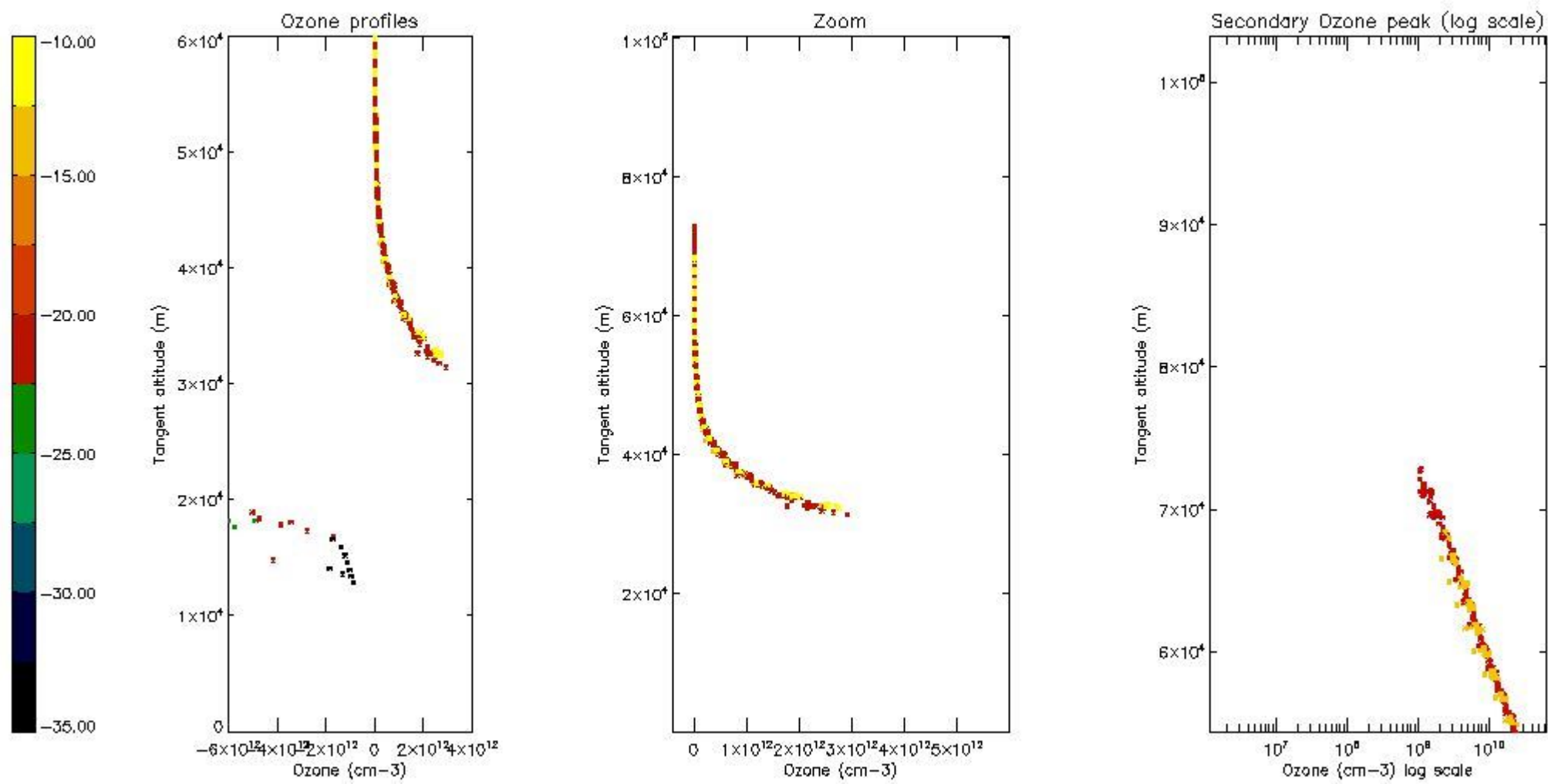
5.4 Plot ozone profiles where $STD < 10\%$ (dark without errors)

The colorbar represents the latitude.



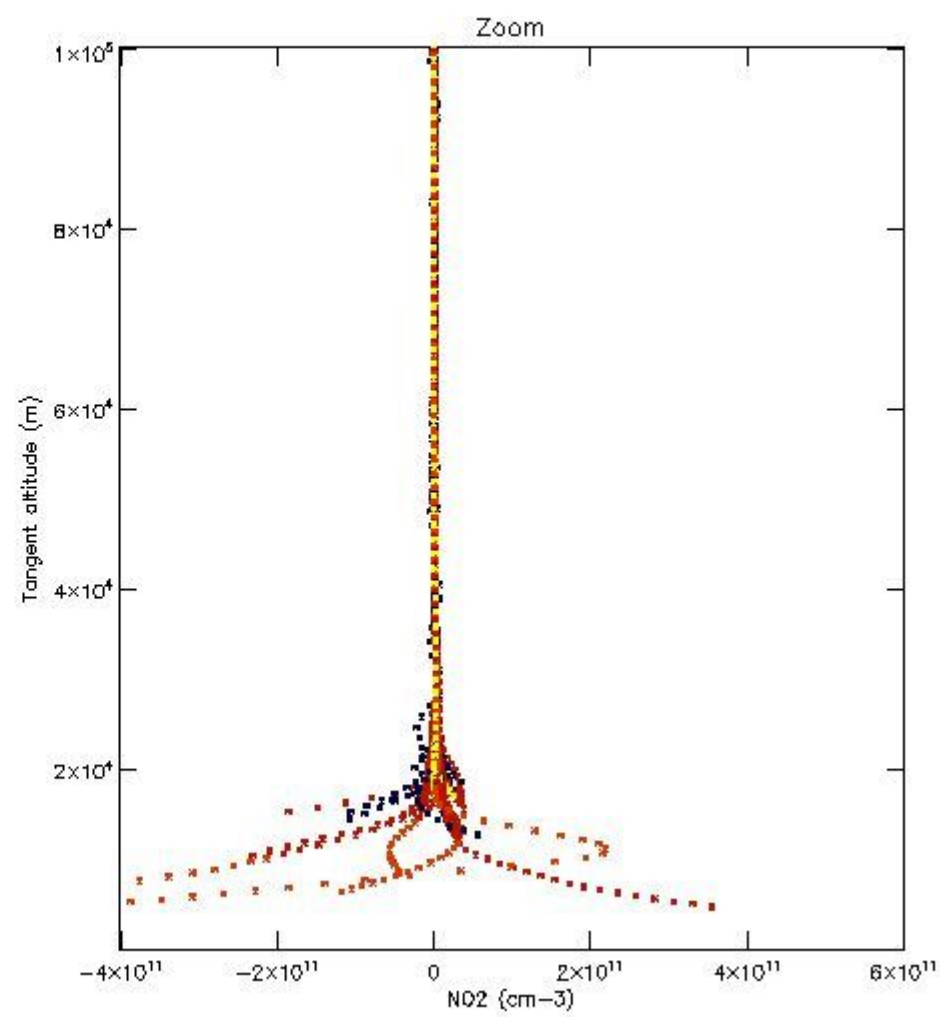
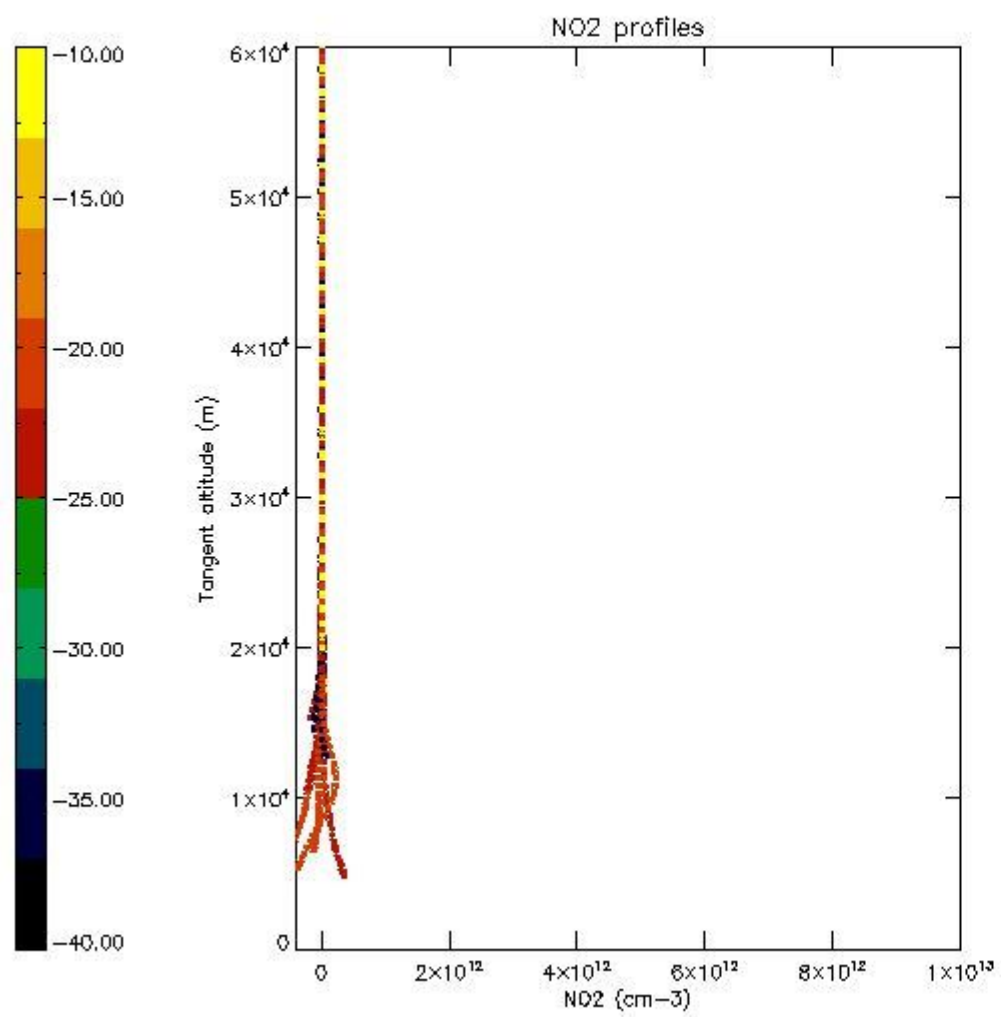
5.5 Plot ozone profiles where STD < 5% (dark without errors)

The colorbar represents the latitude.



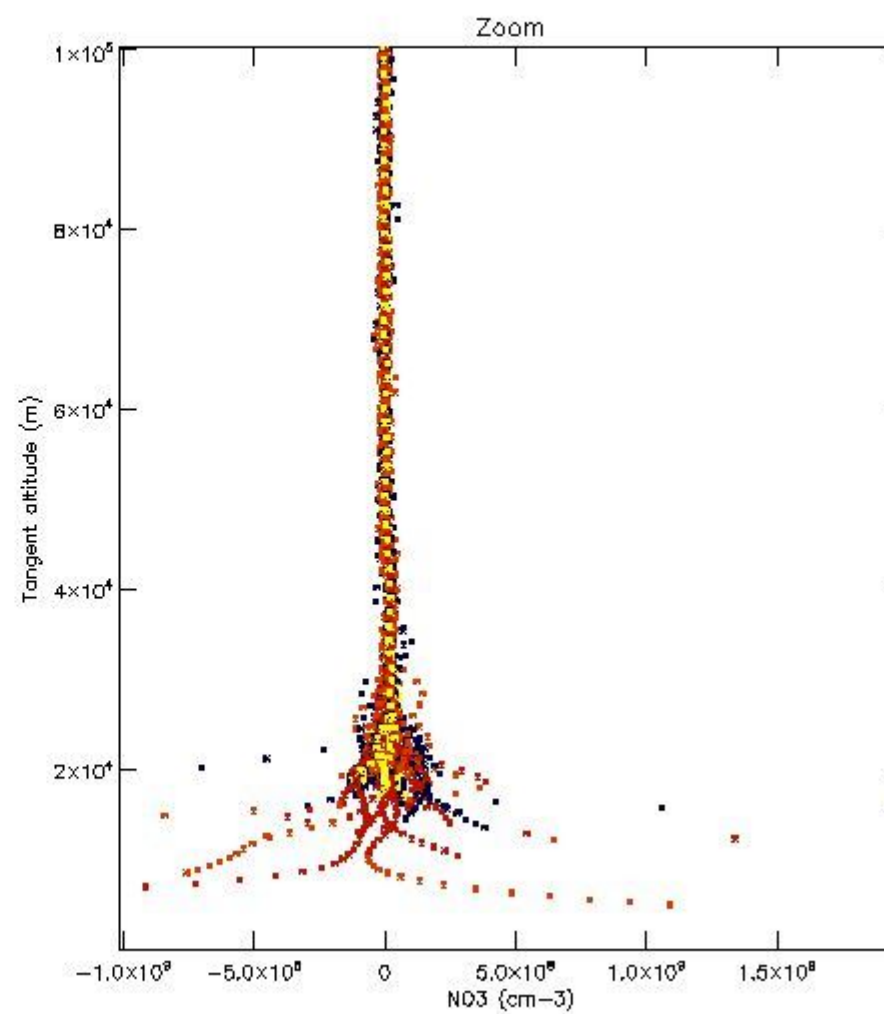
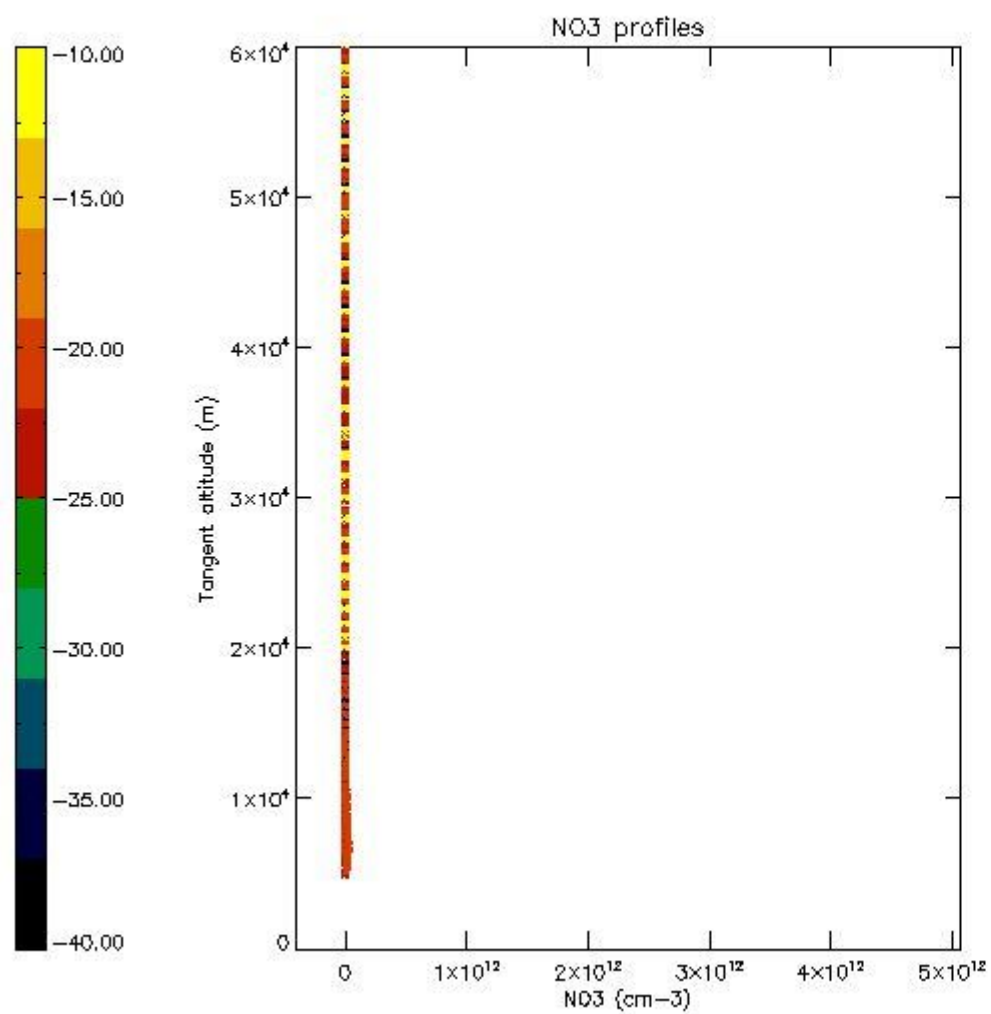
5.6 Plot NO₂ profiles for all STD (dark without errors)

The colorbar represents the latitude.



5.7 Plot NO3 profiles for all STD (dark without errors)

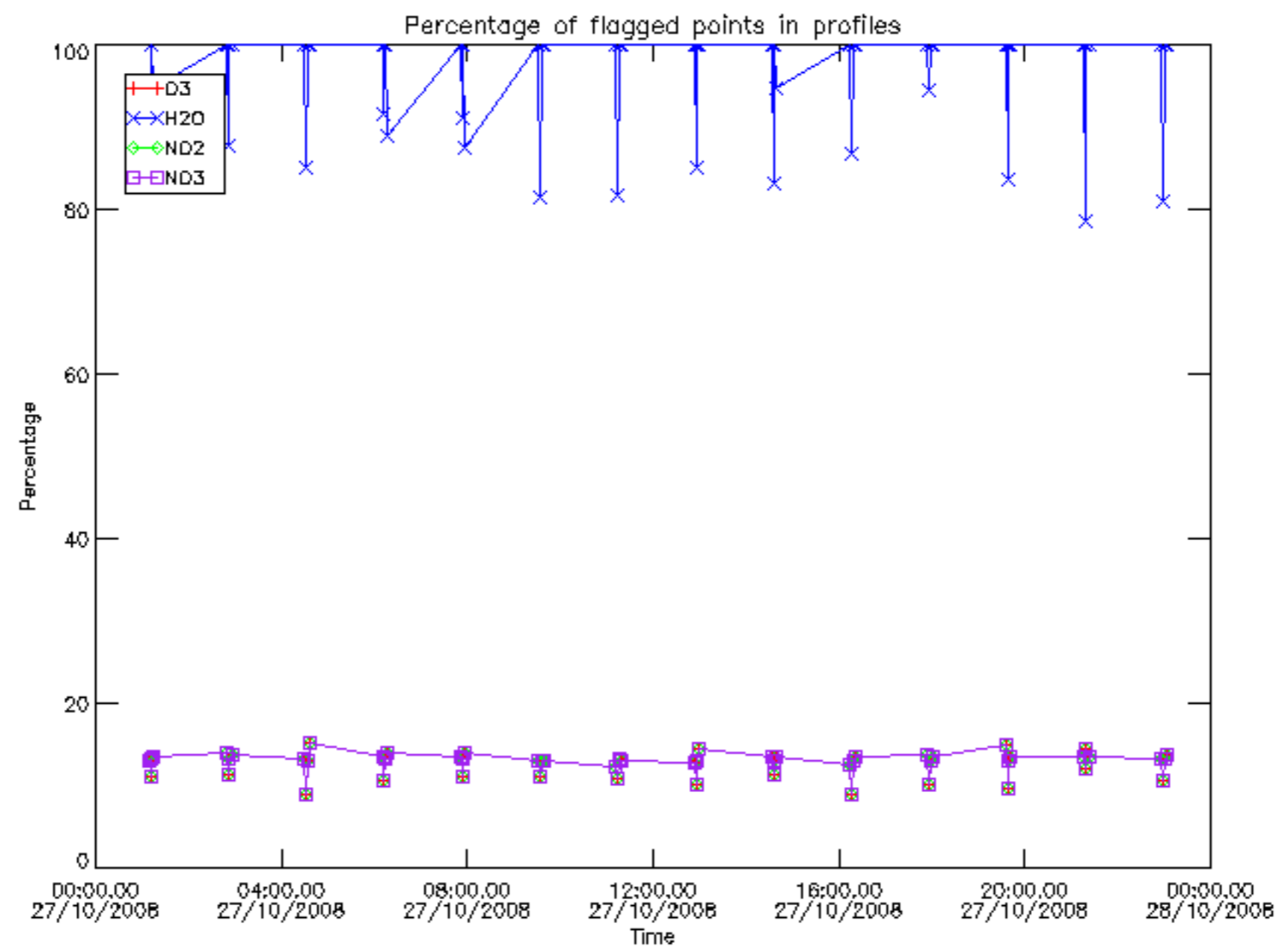
The colorbar represents the latitude.



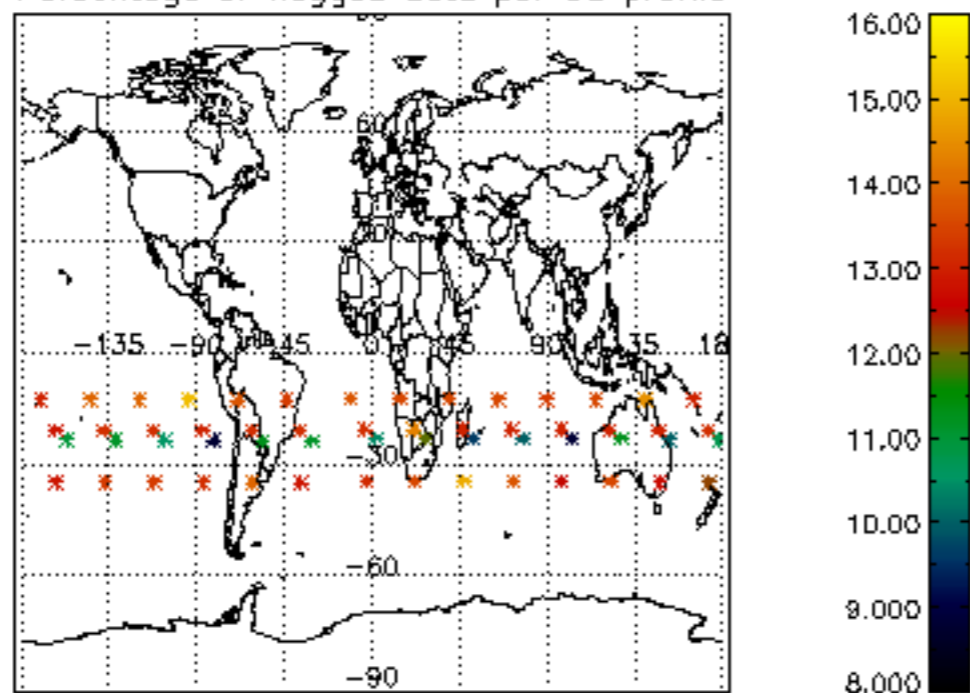
6. Auxiliary Data Files used for the production reported in section 2

The number reported in the third column indicates since which file (see list in section 2) the corresponding auxiliary file has been used. The fourth column is the date of those product files.

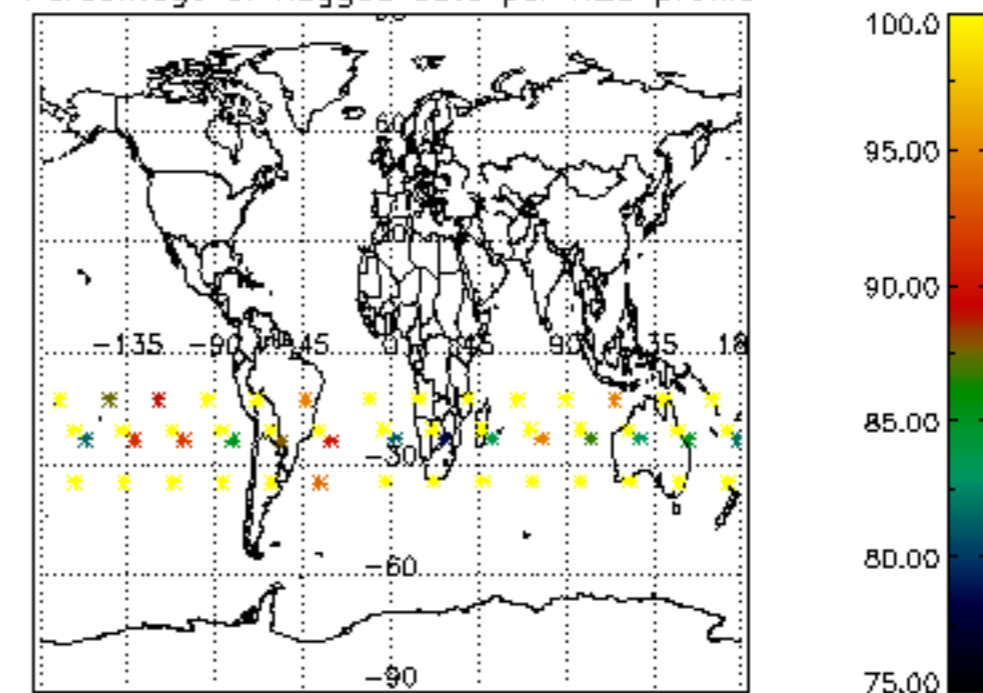
Type	Auxiliary Filename	Used since product	Used since product date
INST_PHYS_CHARACTERISTICS	GOM_INS_AXVIEC20091111_143220_20030716_120000_20500101_000000	1	27-OCT-2008 00:07:49
LEVEL-2_PROC_CONFIG	GOM_PR2_AXVIEC20091111_152718_20020301_000000_20500101_000000	1	27-OCT-2008 00:07:49
CROSS_SECTIONS_FILE	GOM_CRS_AXVIEC20091111_154832_20020301_000000_20500101_000000	1	27-OCT-2008 00:07:49



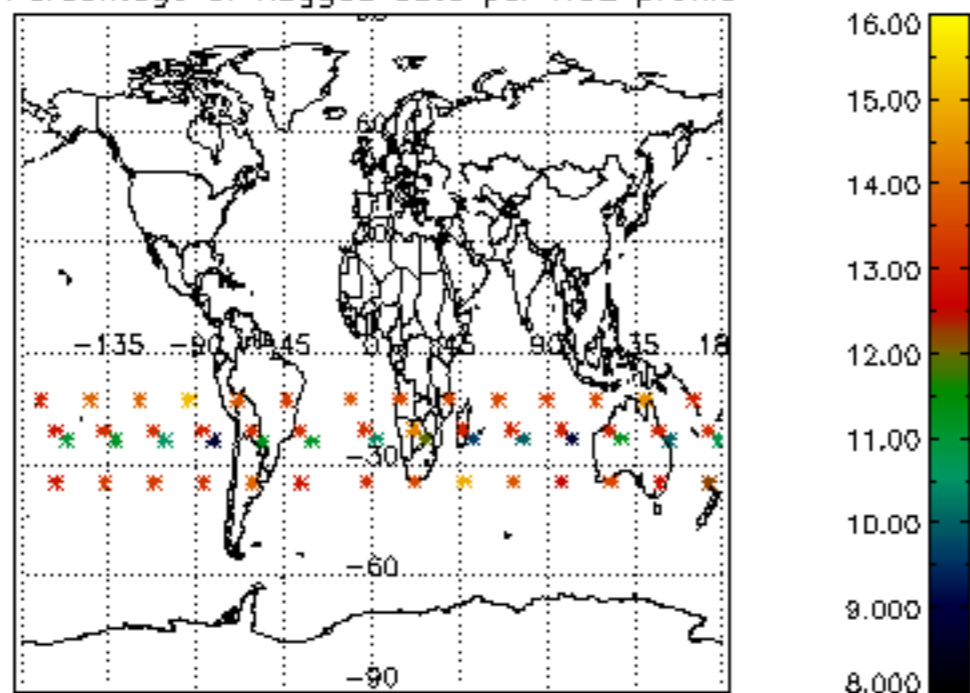
Percentage of flagged data per D3 profile



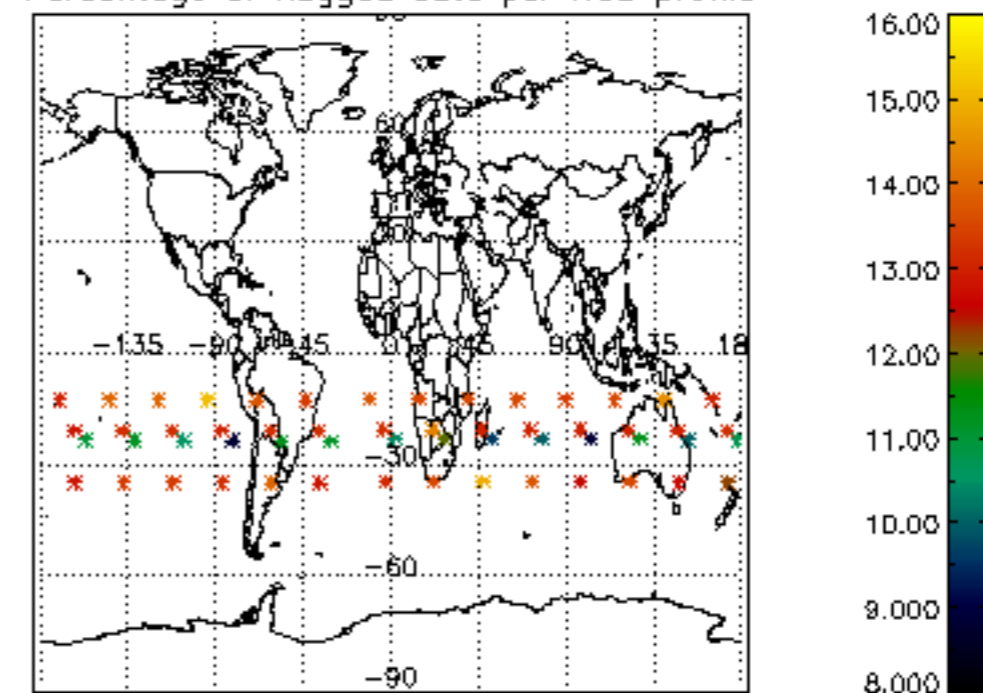
Percentage of flagged data per H2O profile

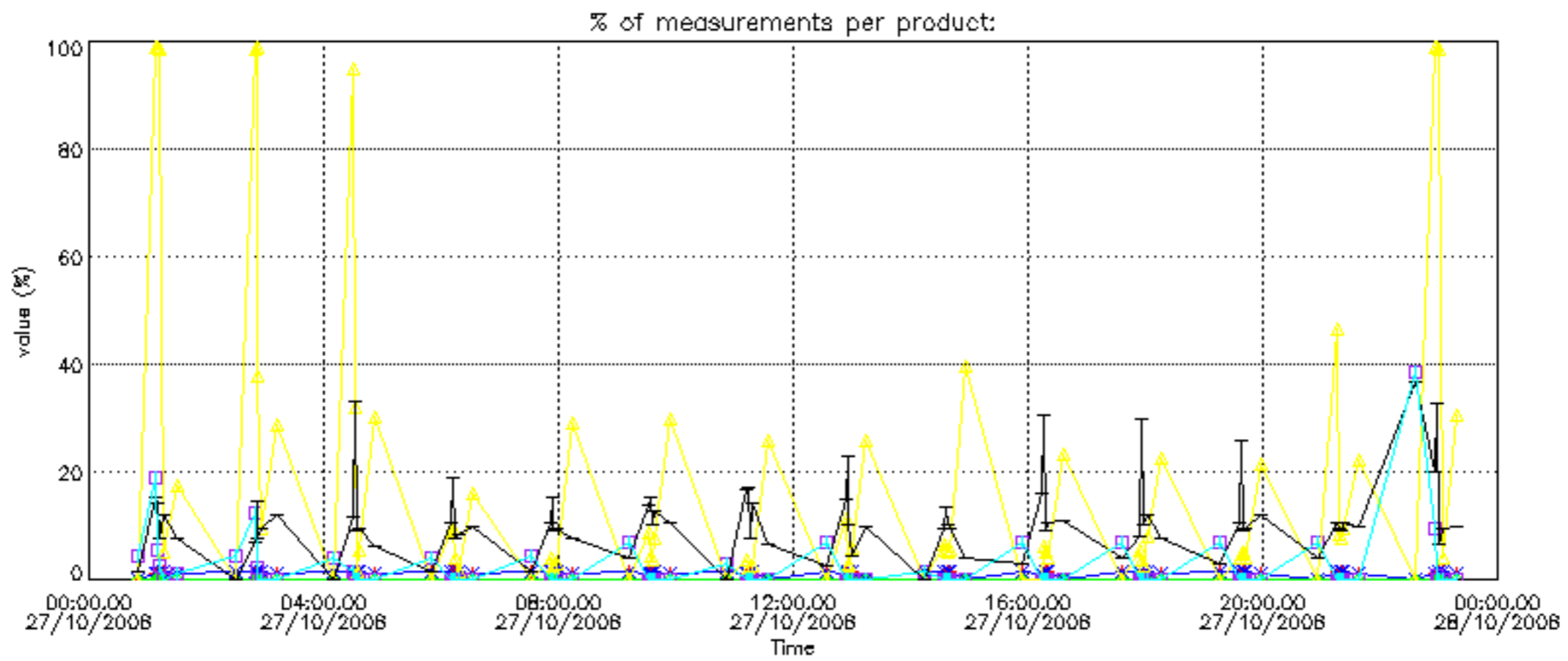
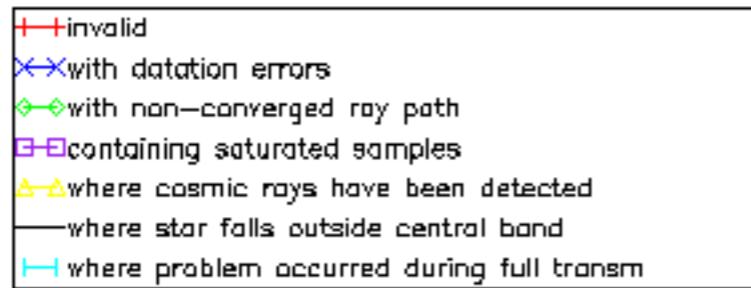


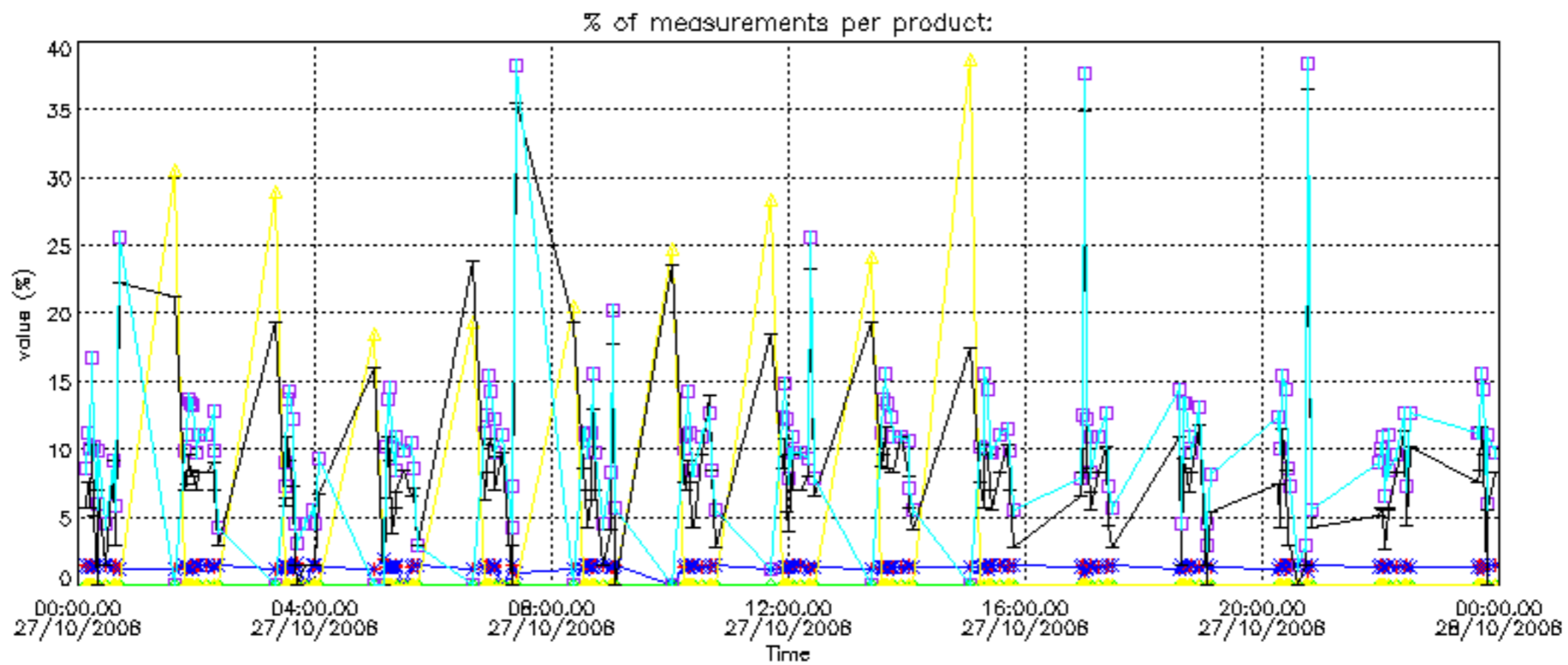
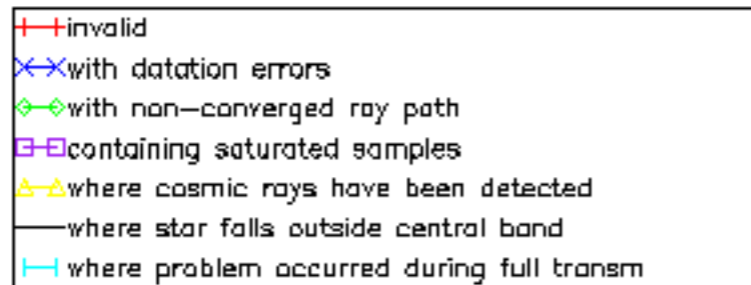
Percentage of flagged data per NO2 profile



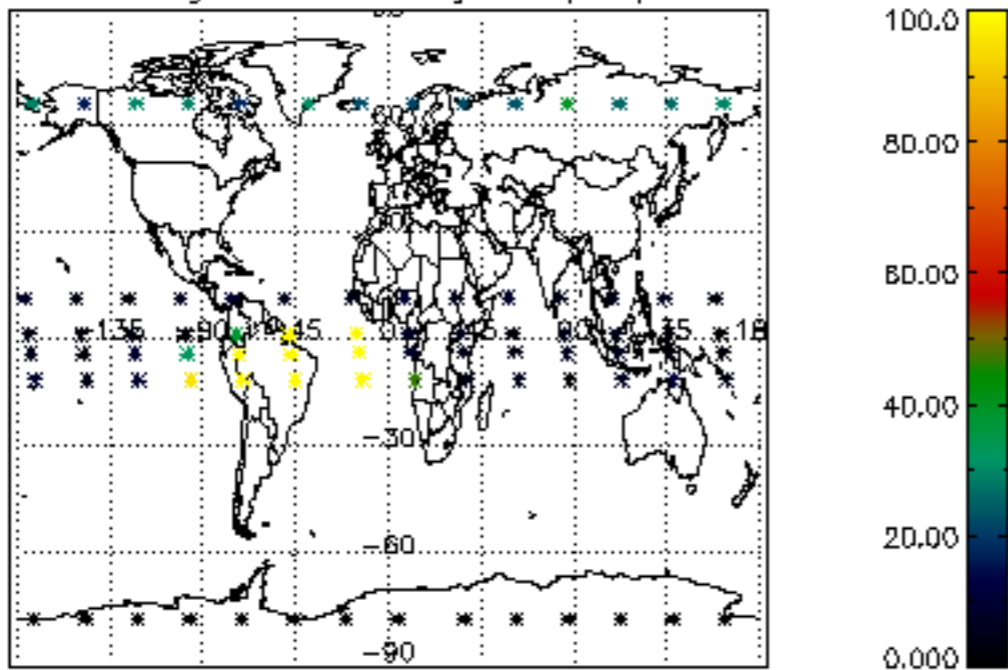
Percentage of flagged data per NO3 profile



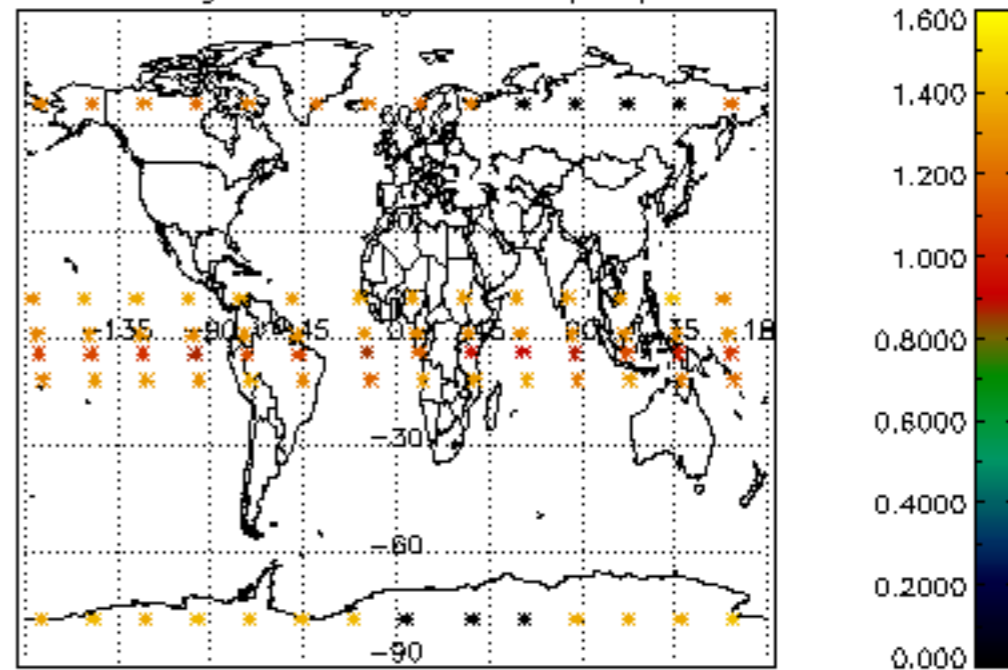




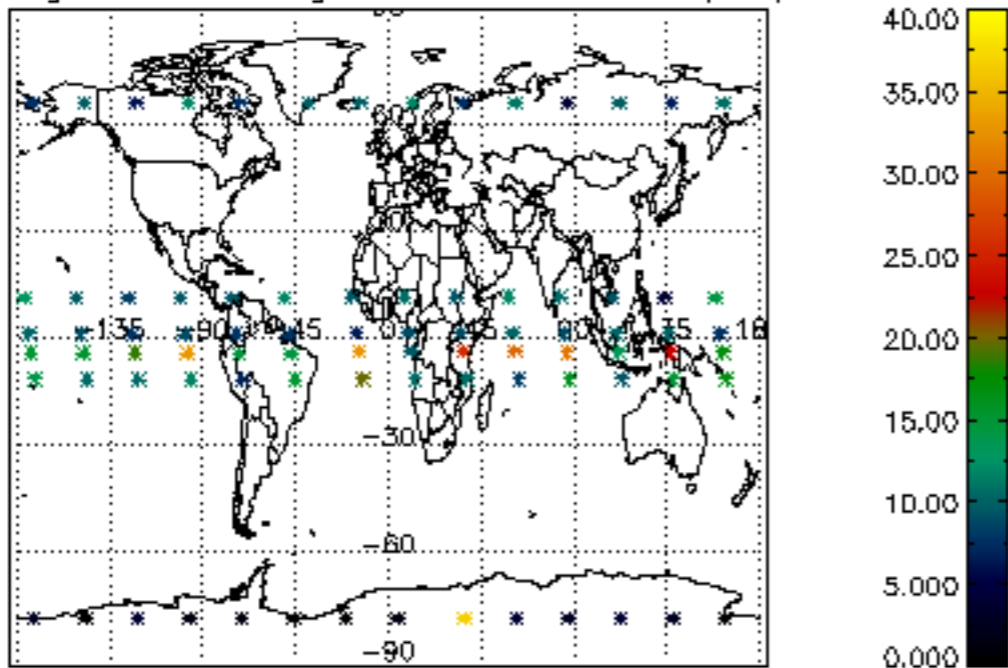
Percentage of cosmic ray hits per profile



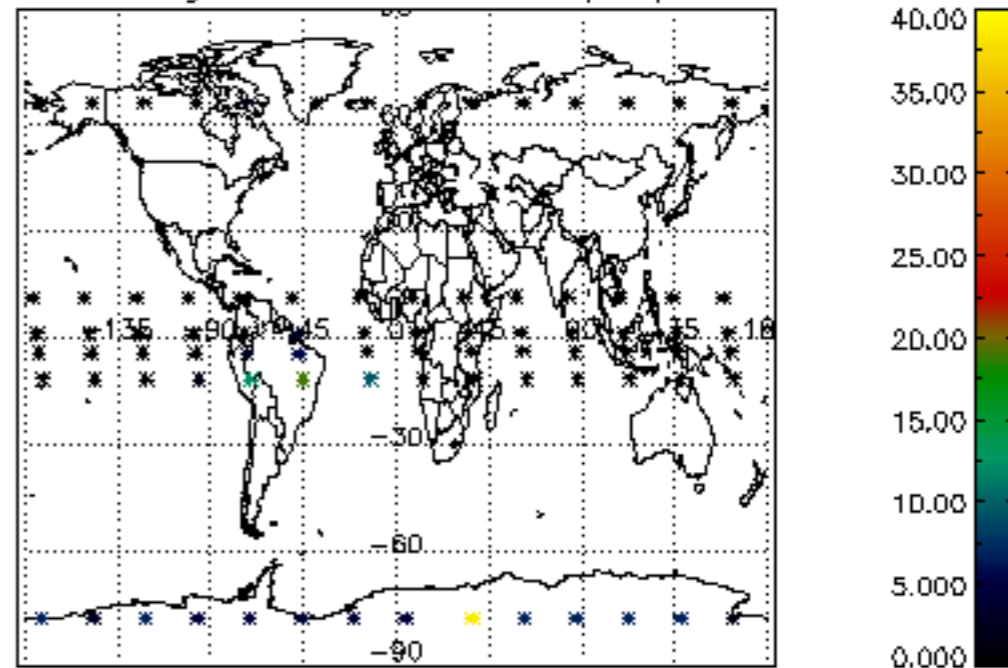
Percentage of datation errors per profile



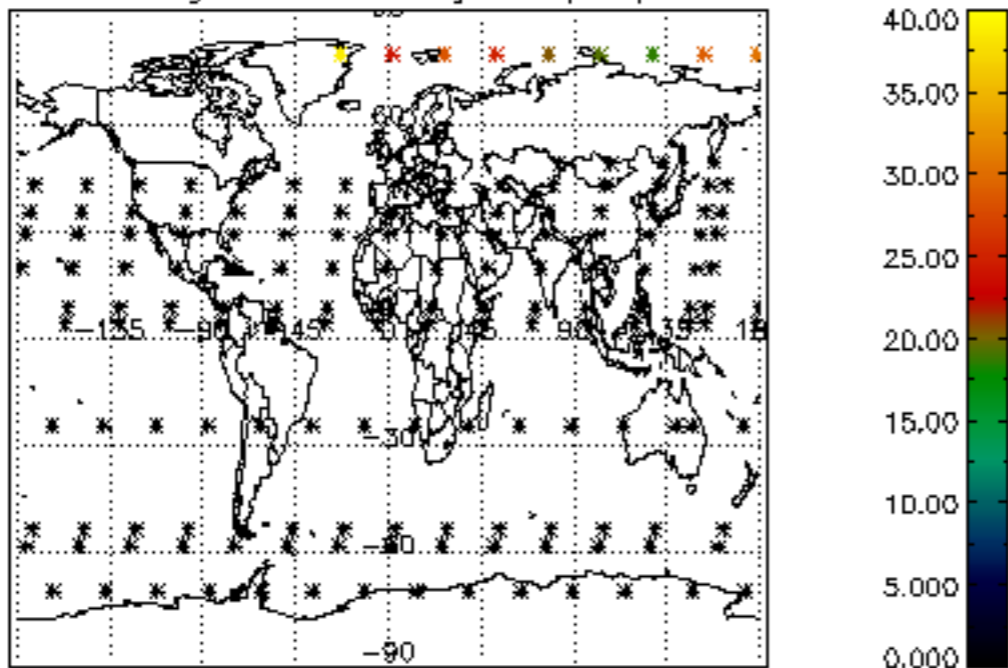
Percentage of star falling outside central band per profile



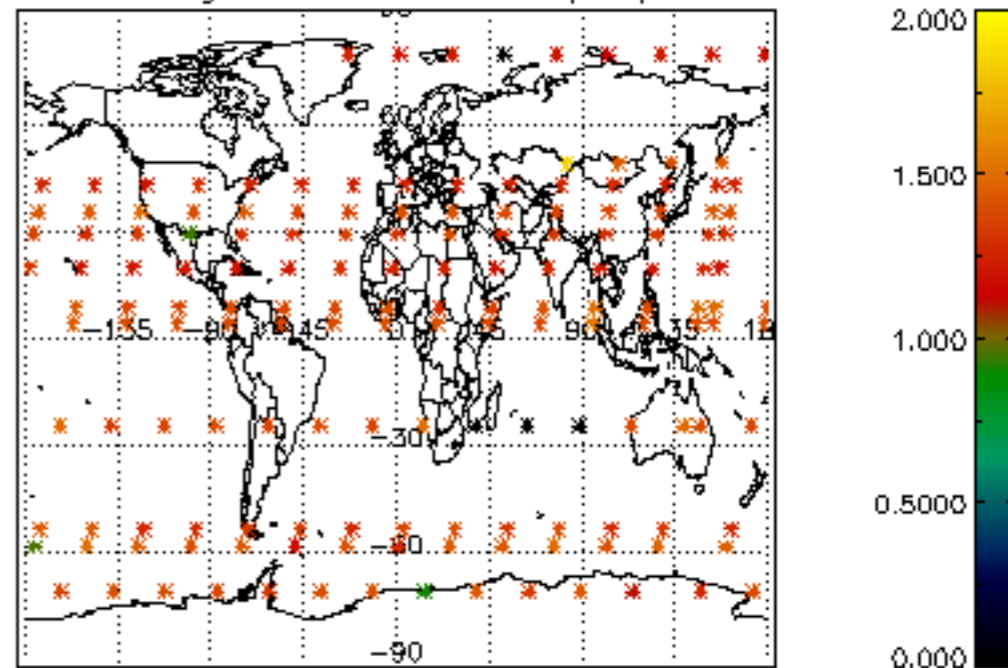
Percentage of saturation errors per profile



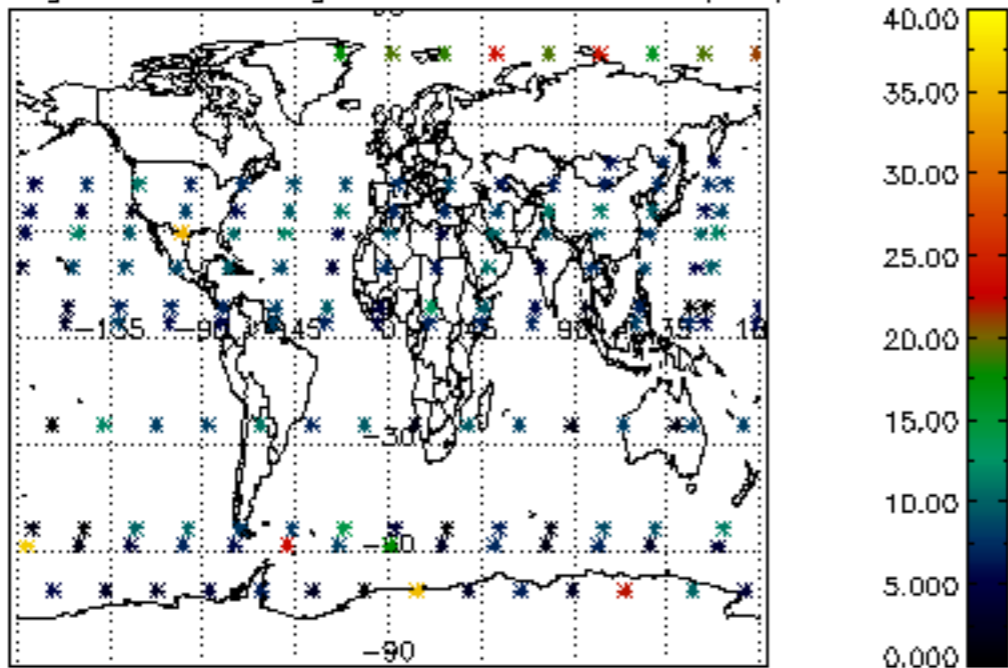
Percentage of cosmic ray hits per profile



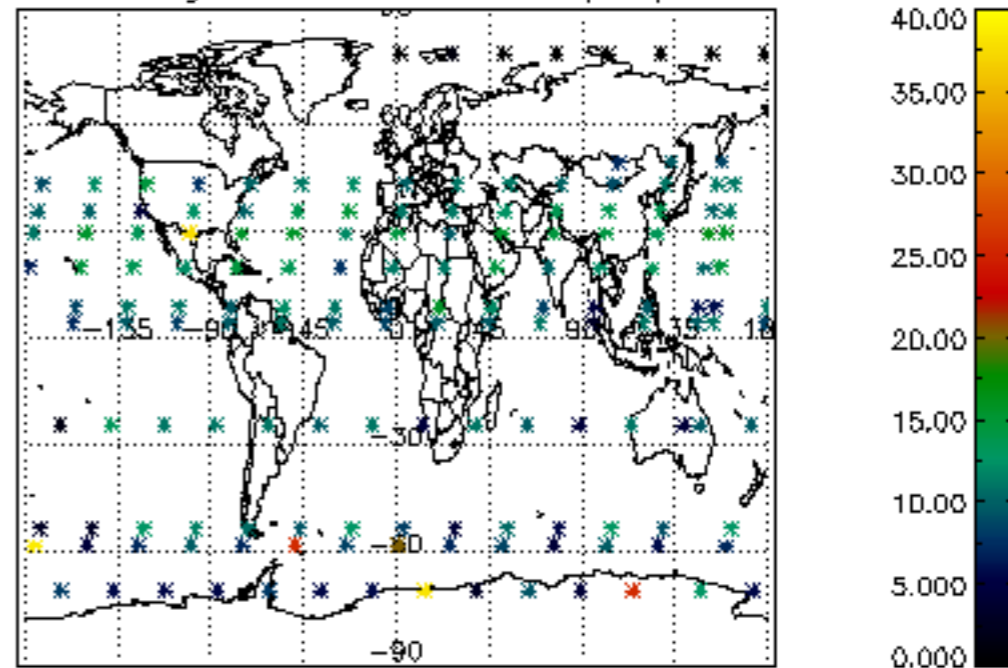
Percentage of datation errors per profile

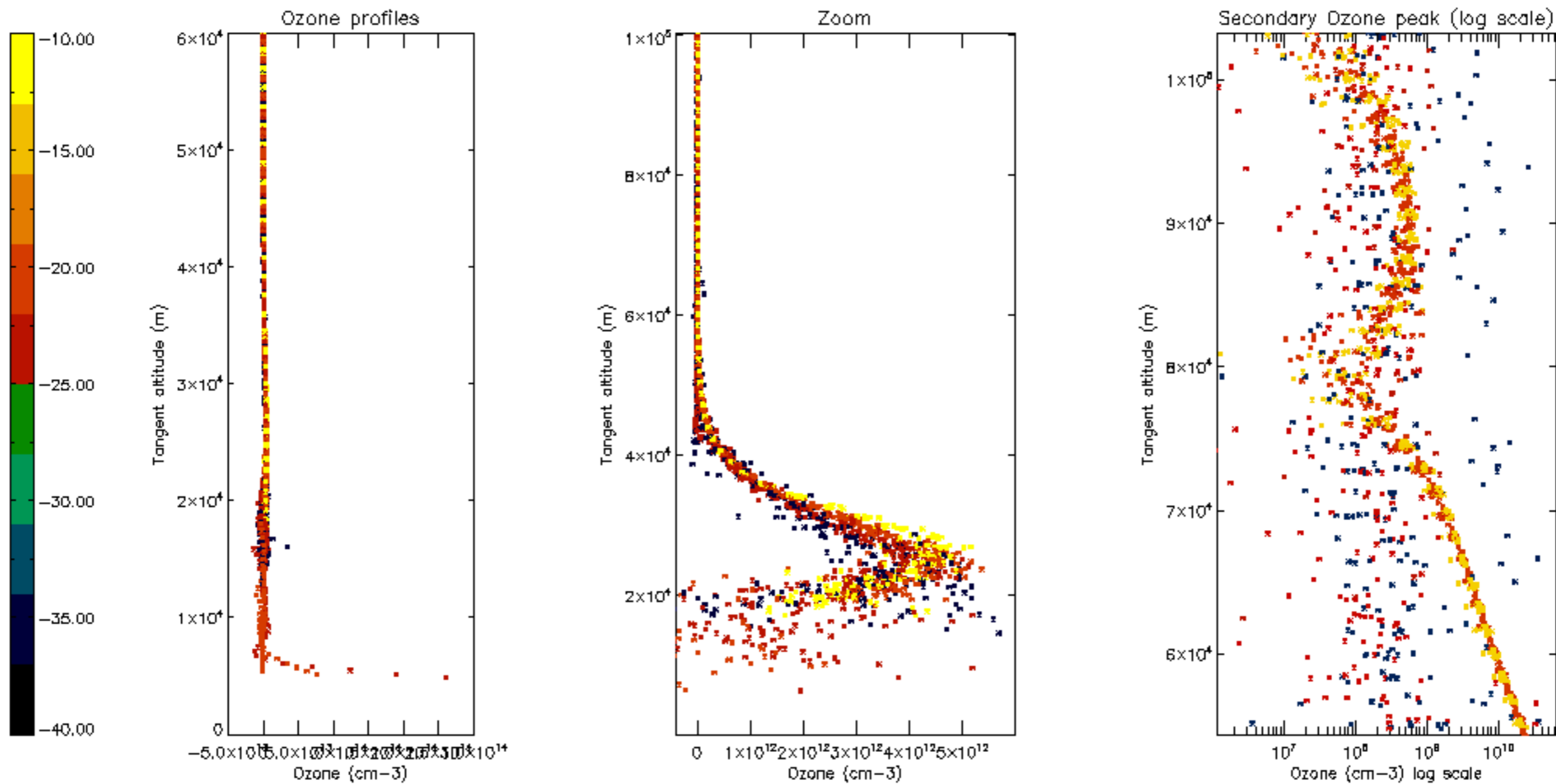


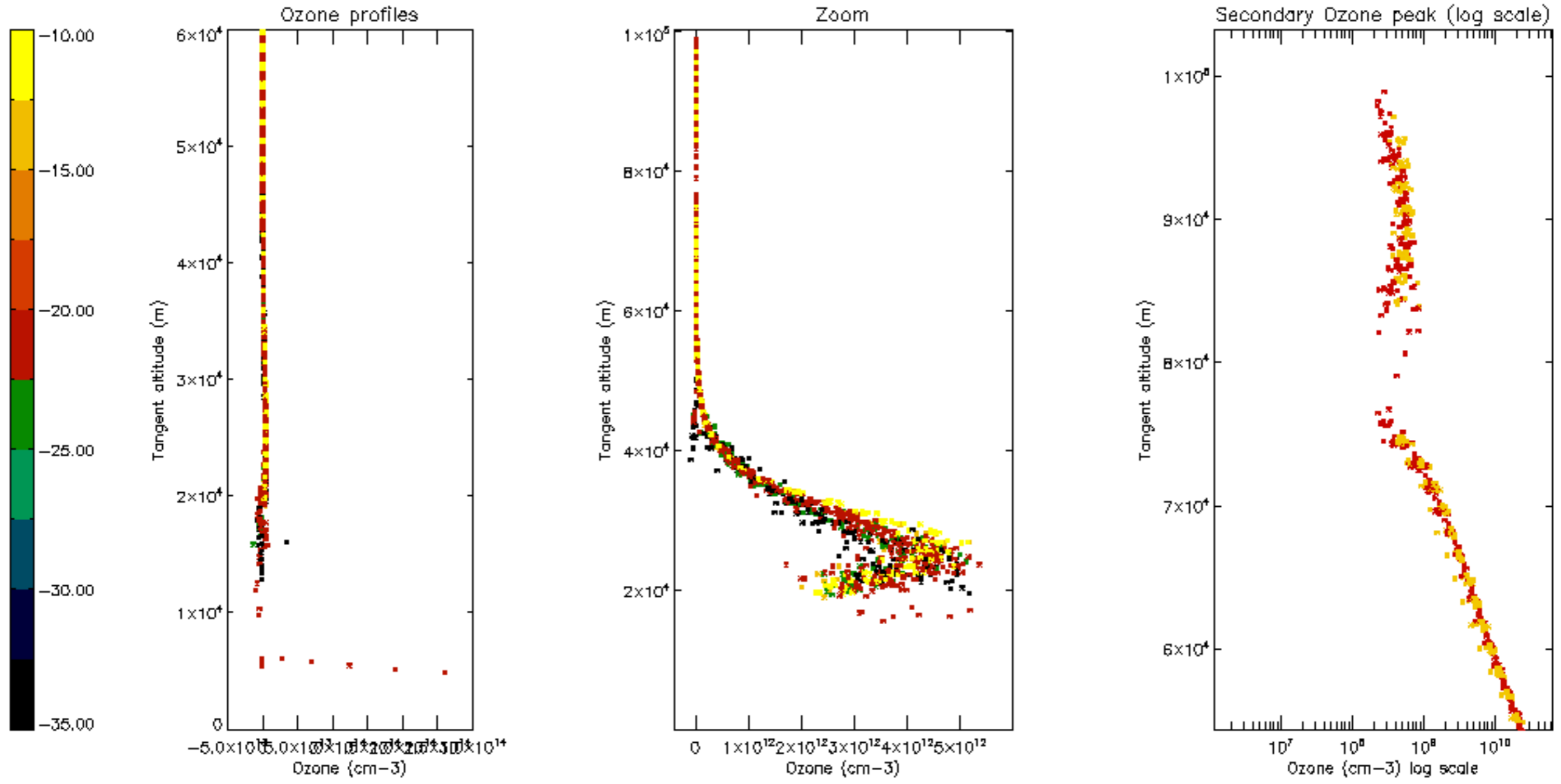
Percentage of star falling outside central band per profile

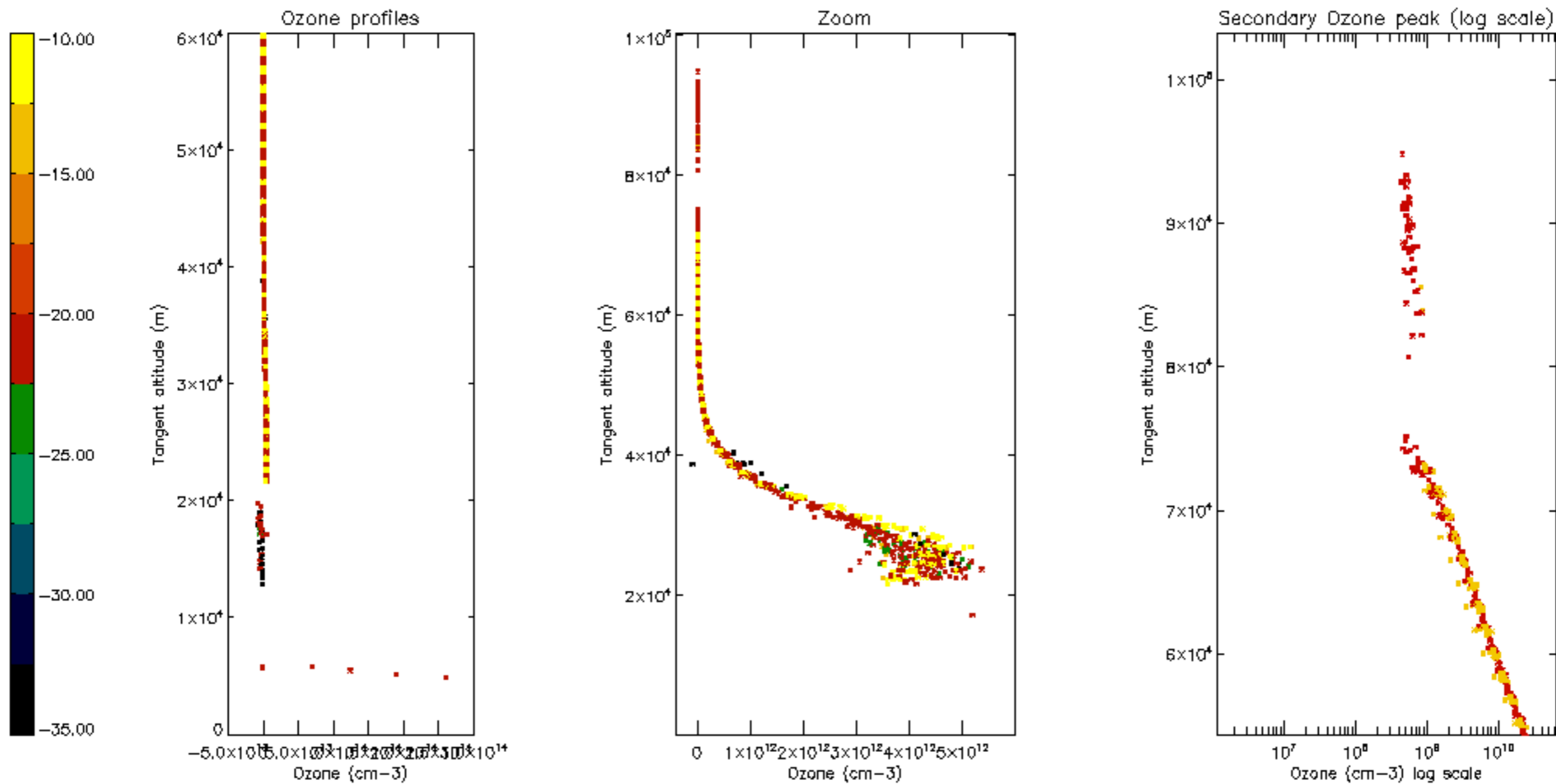


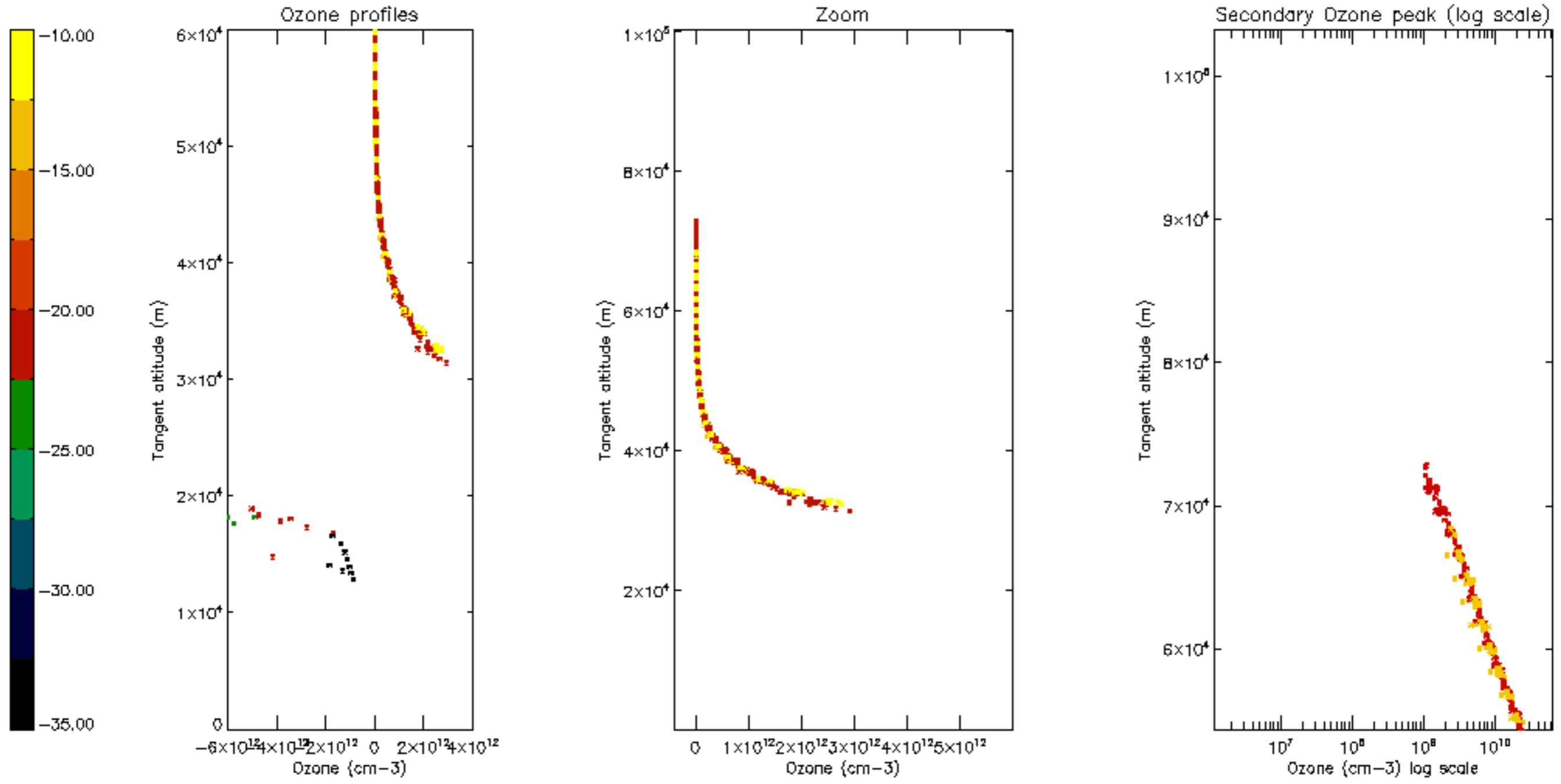
Percentage of saturation errors per profile

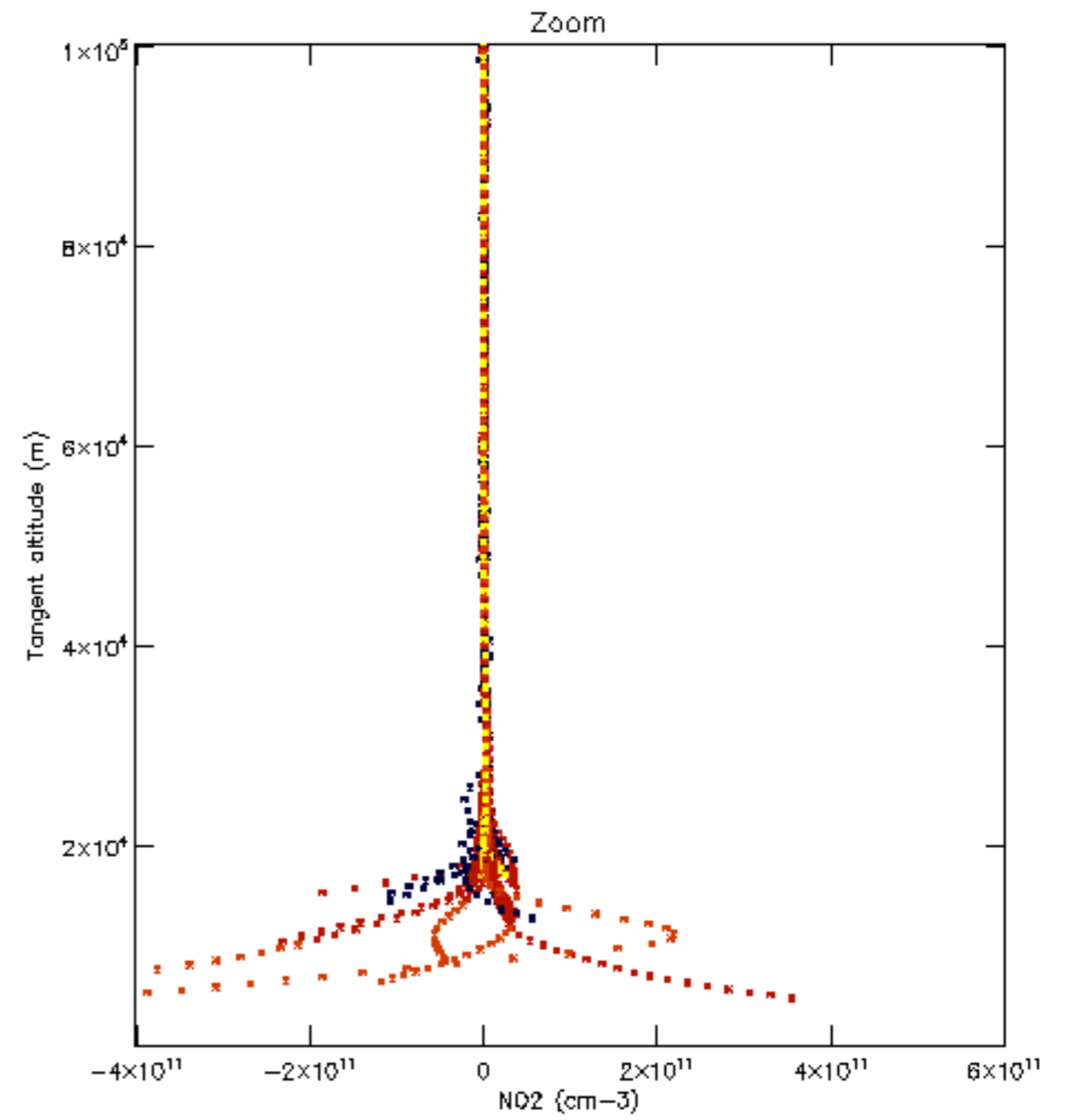
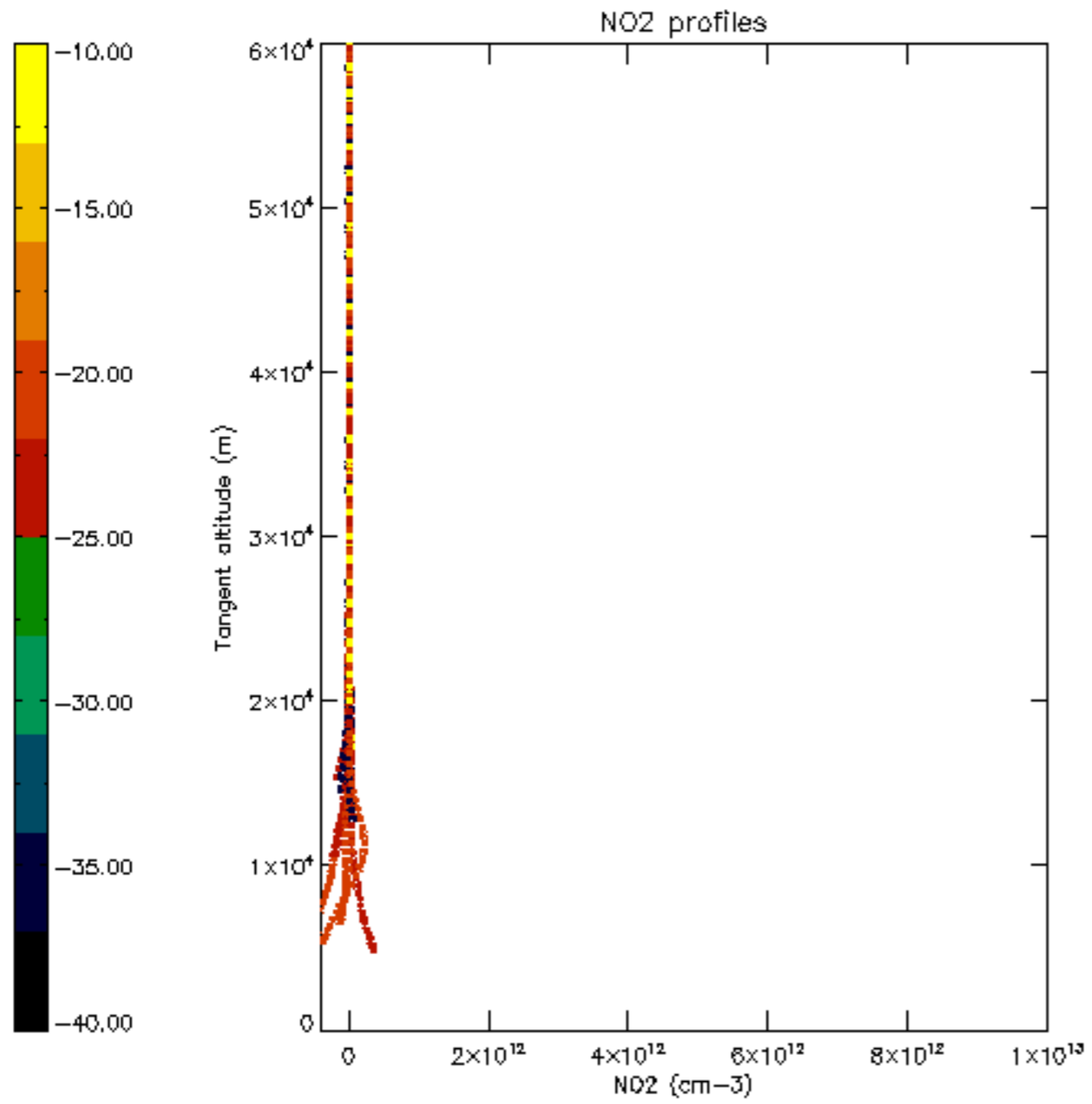


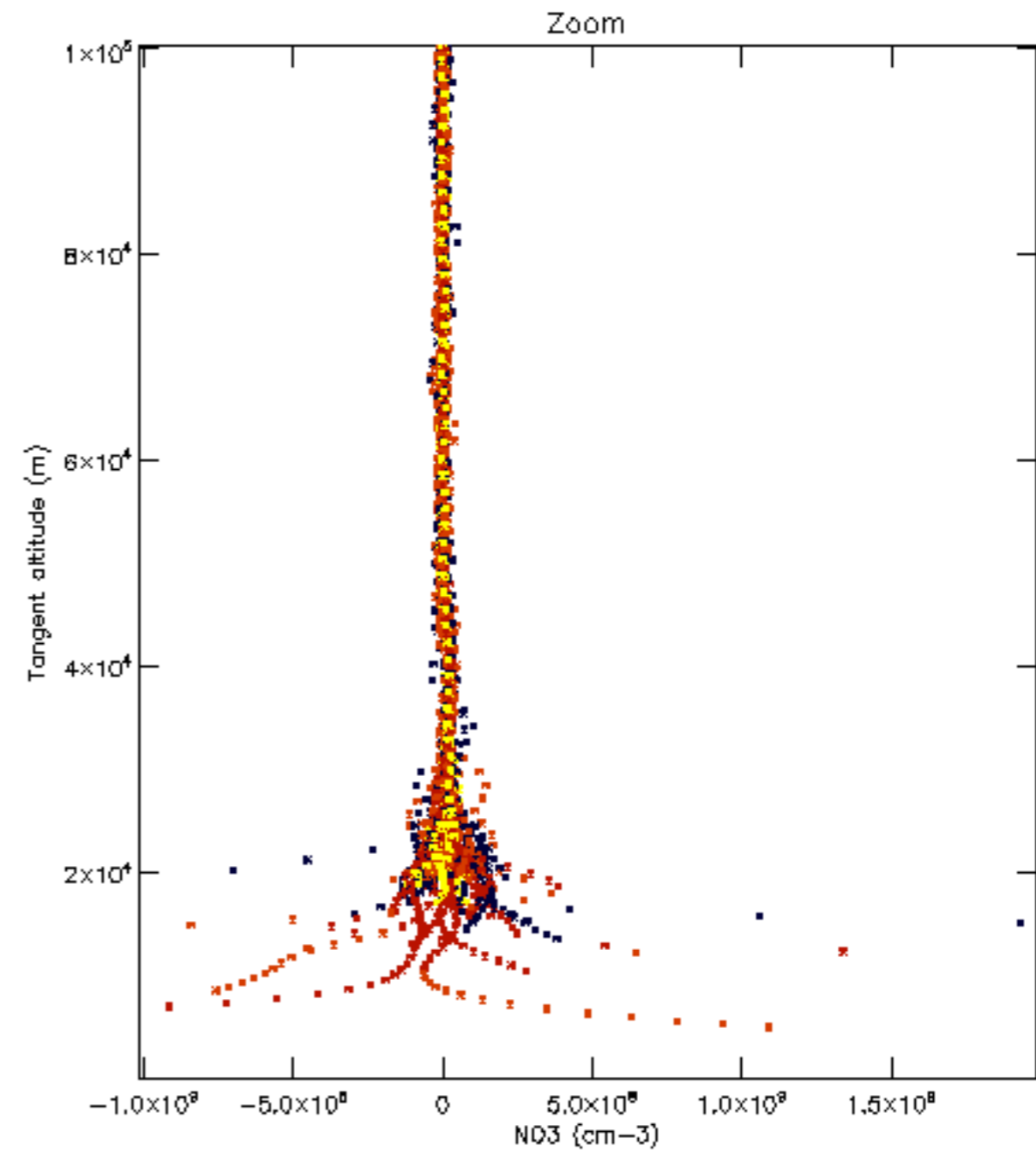
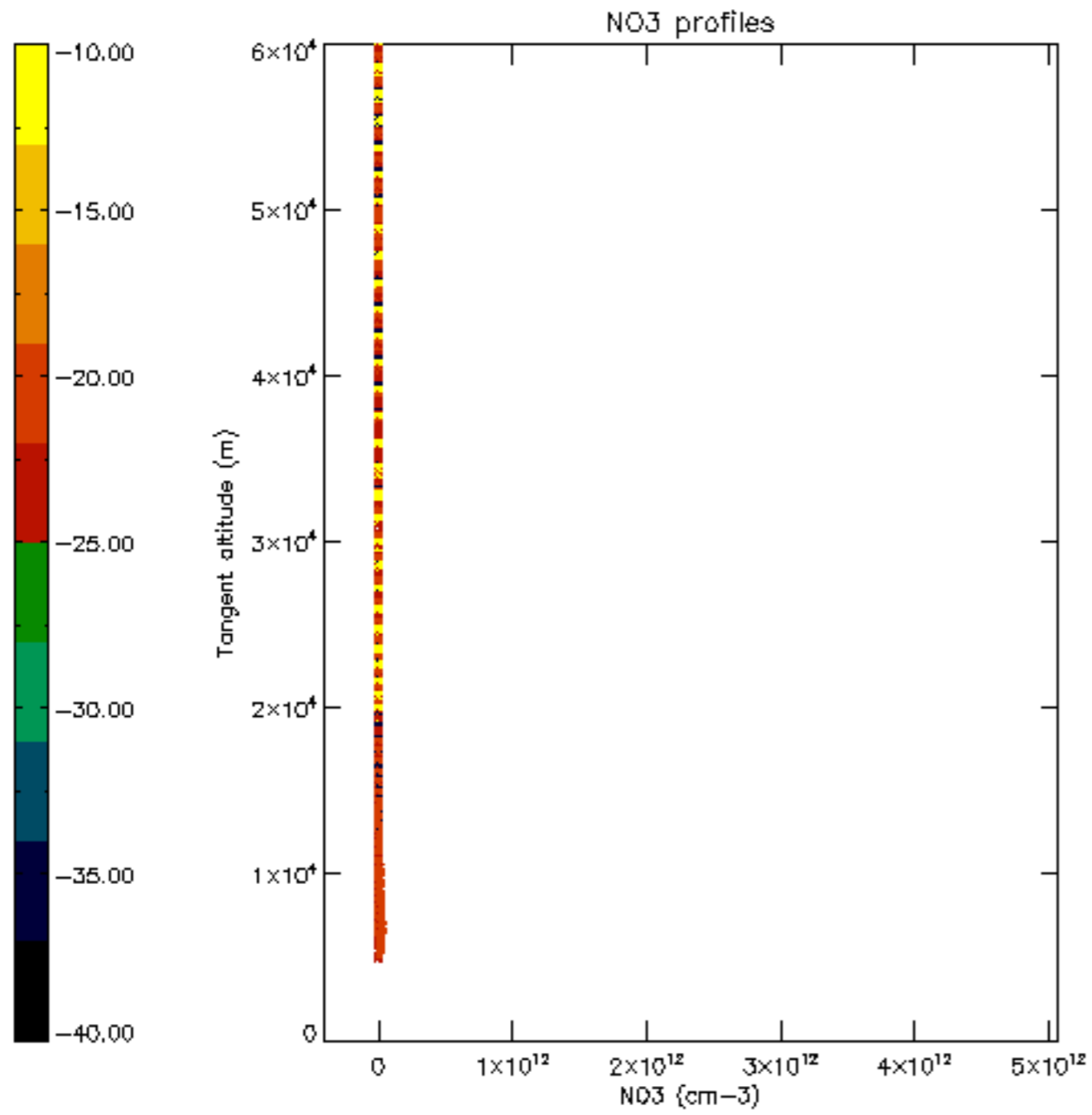


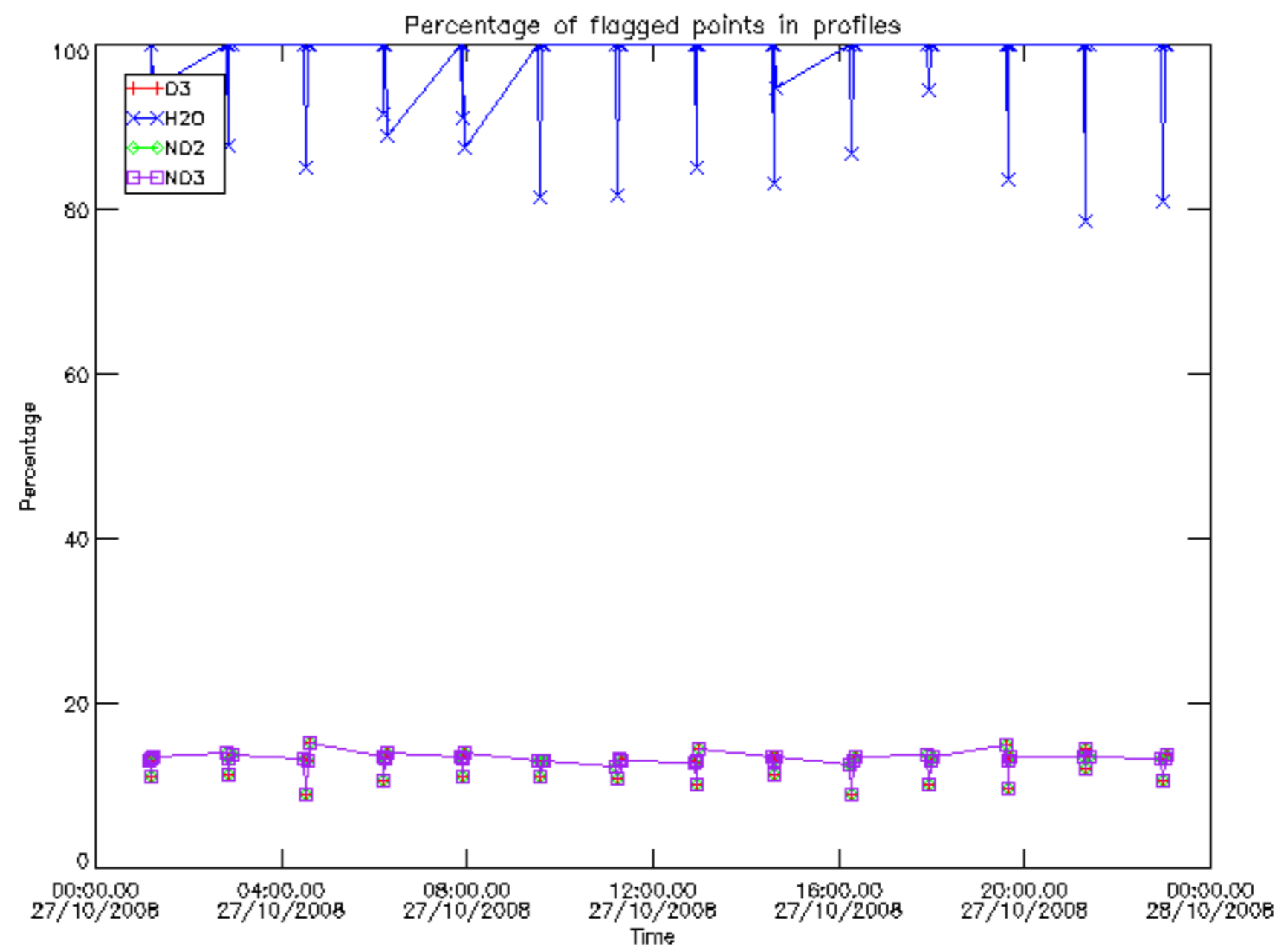




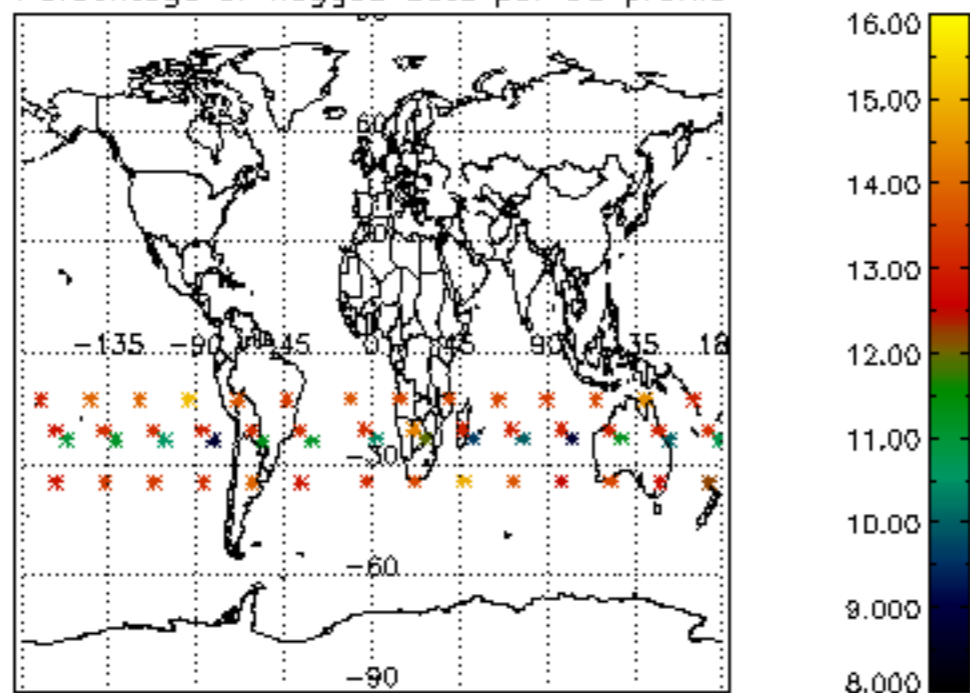




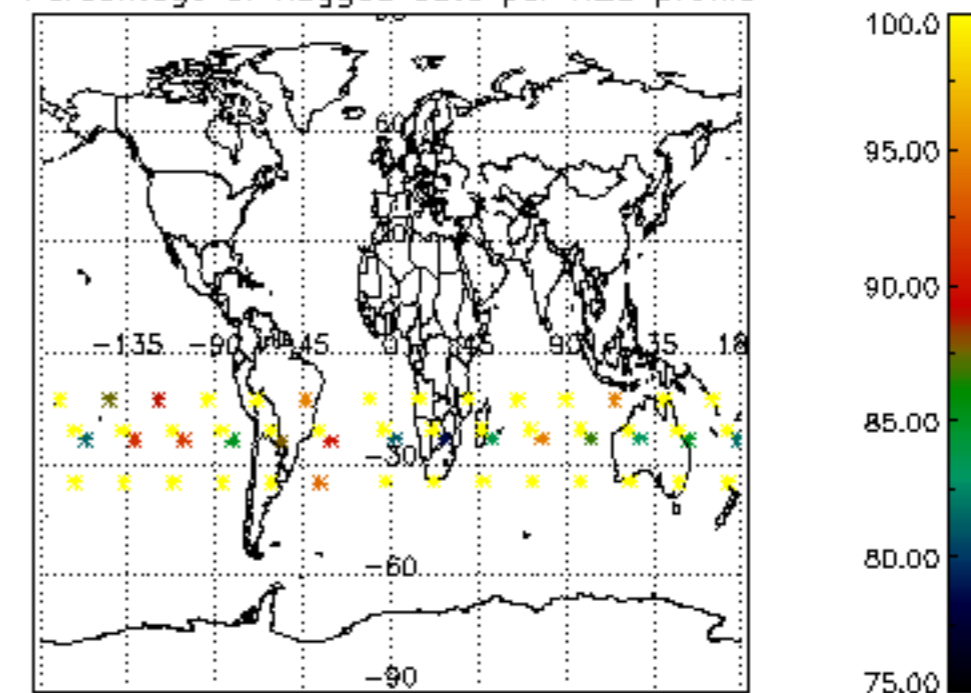




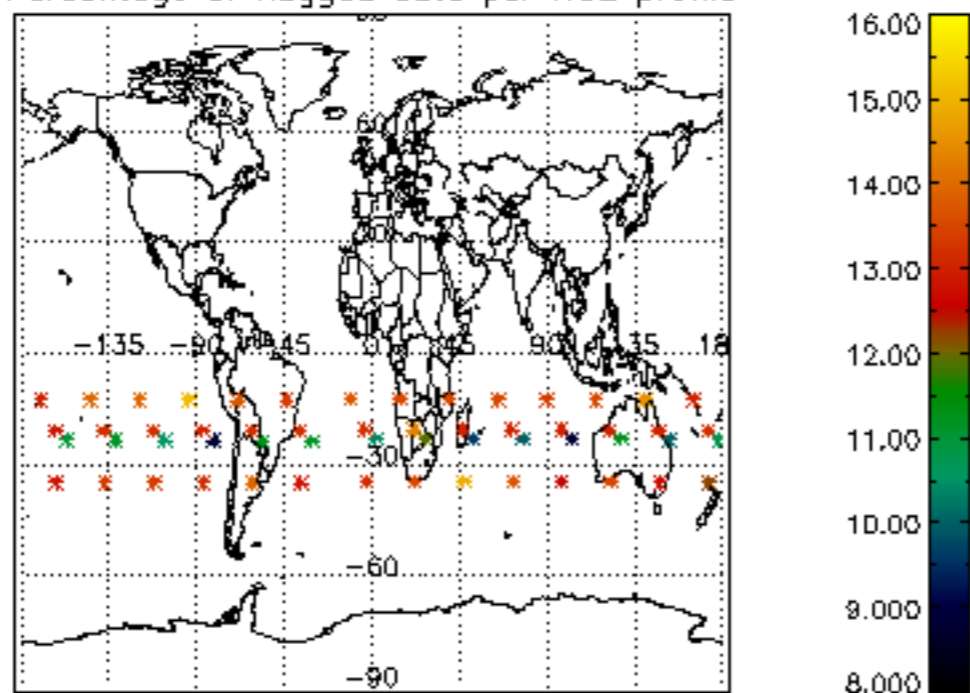
Percentage of flagged data per D3 profile



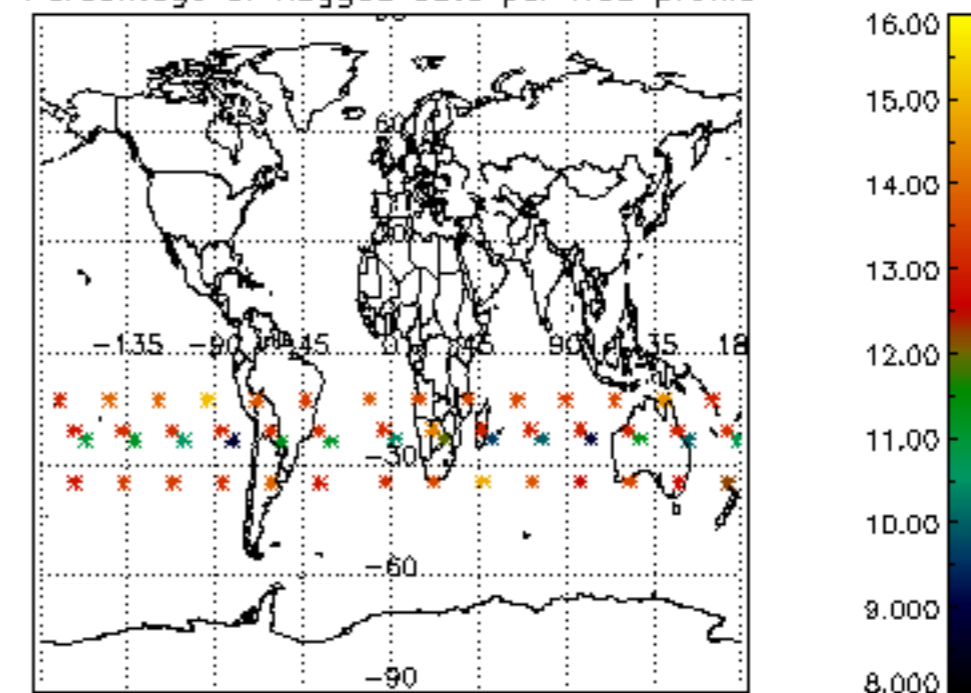
Percentage of flagged data per H2O profile

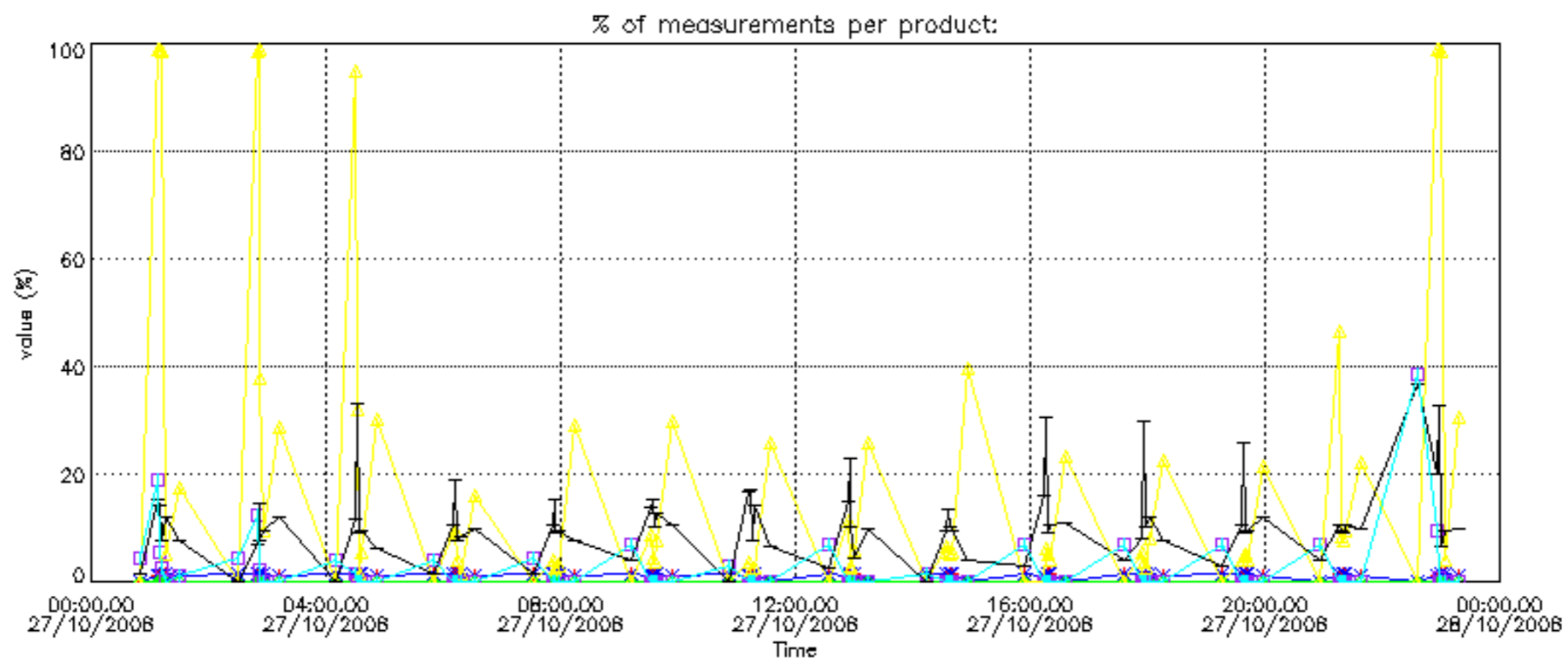
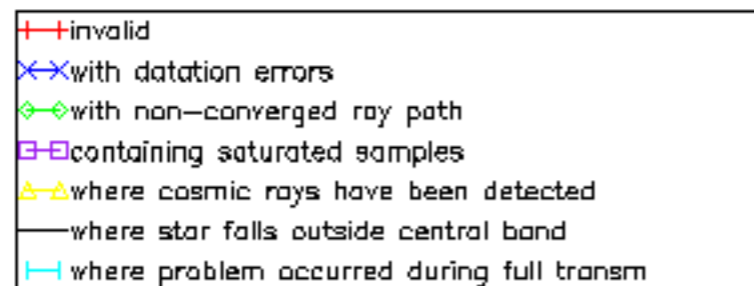


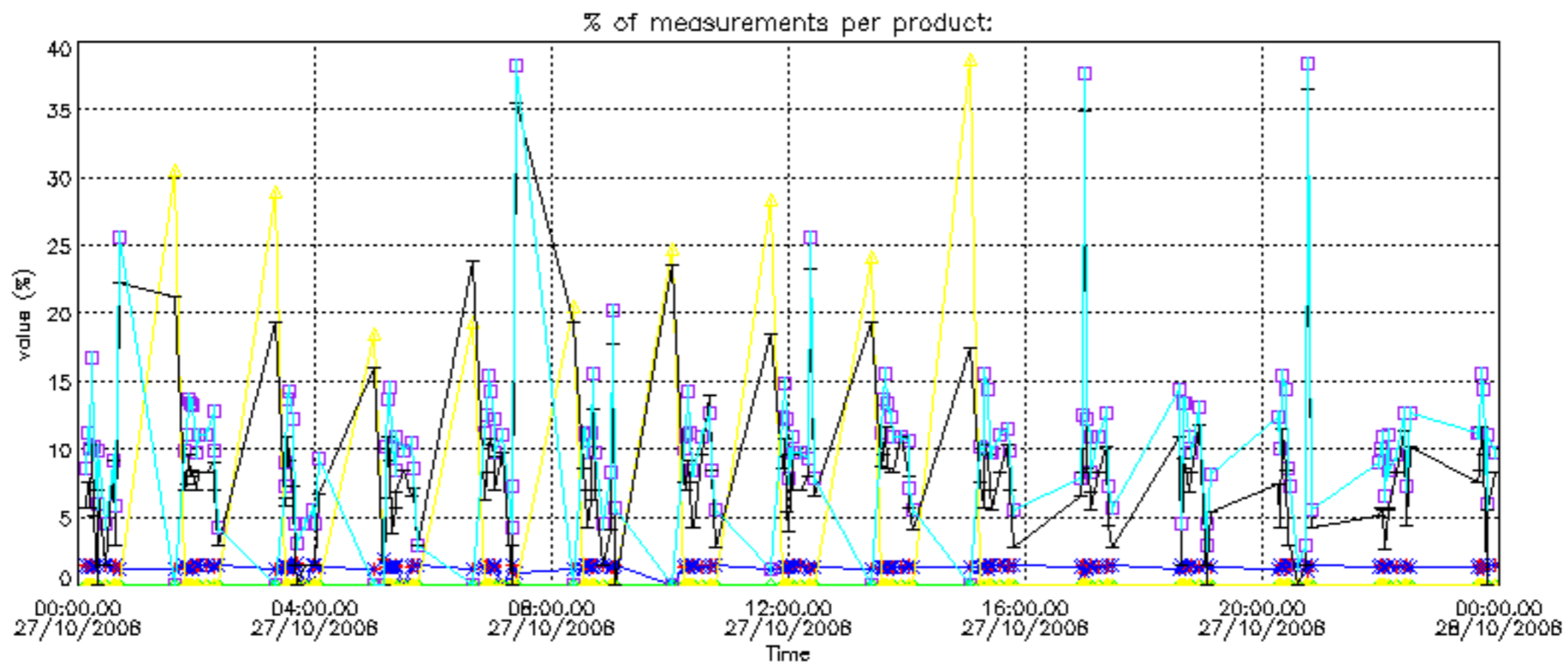
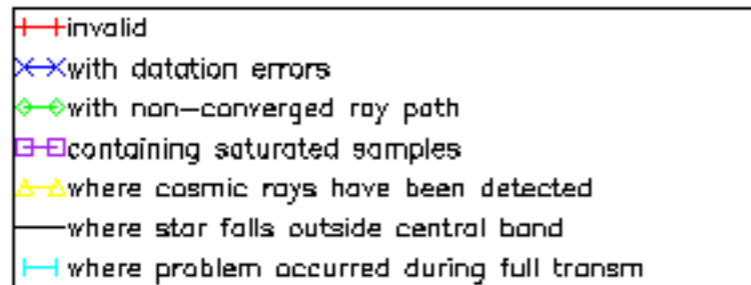
Percentage of flagged data per NO2 profile



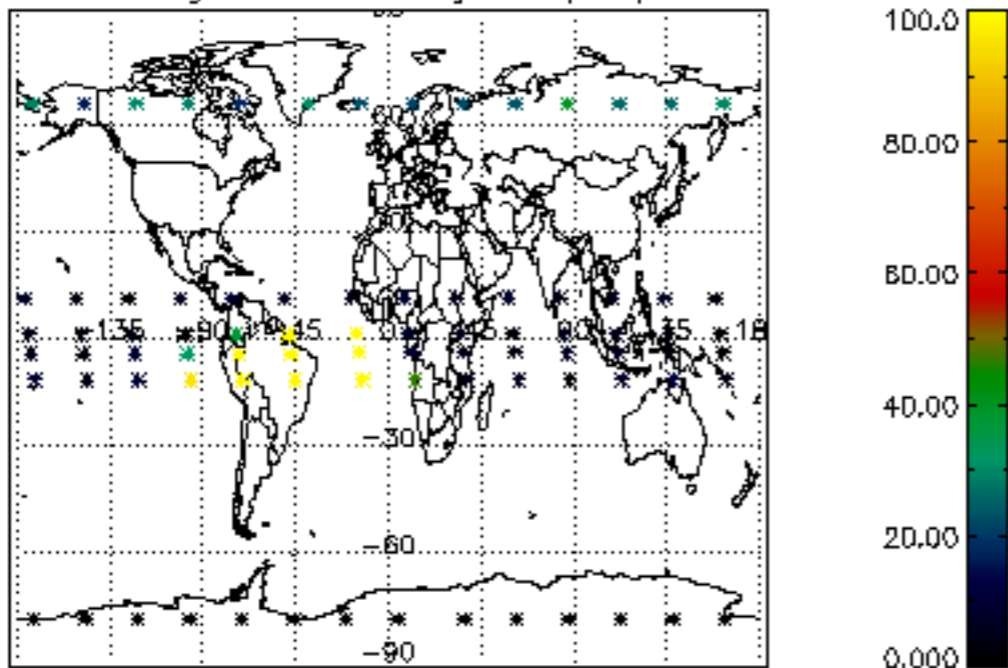
Percentage of flagged data per NO3 profile



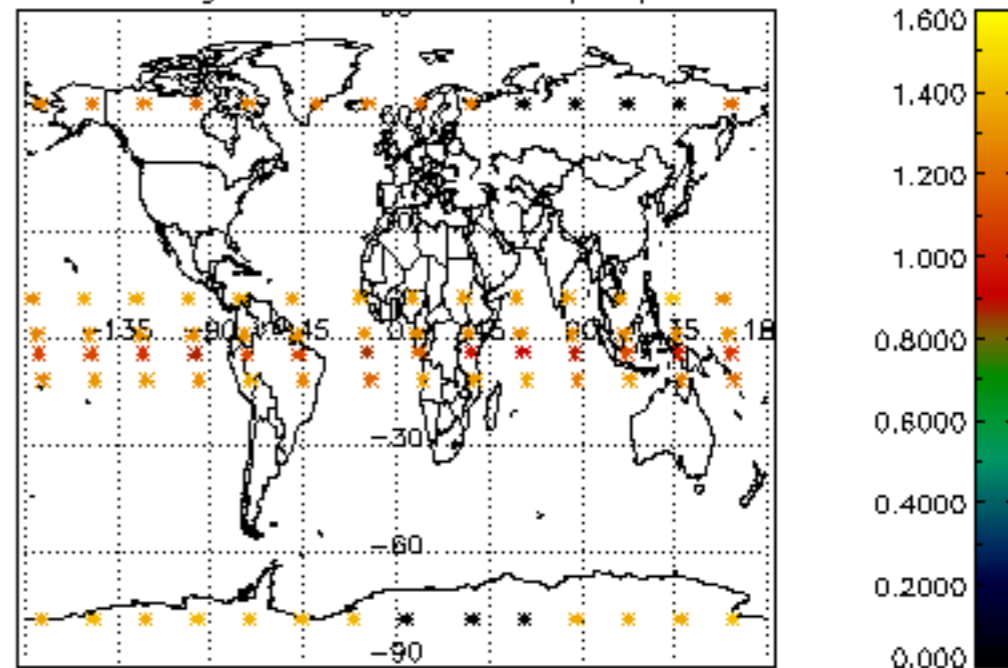




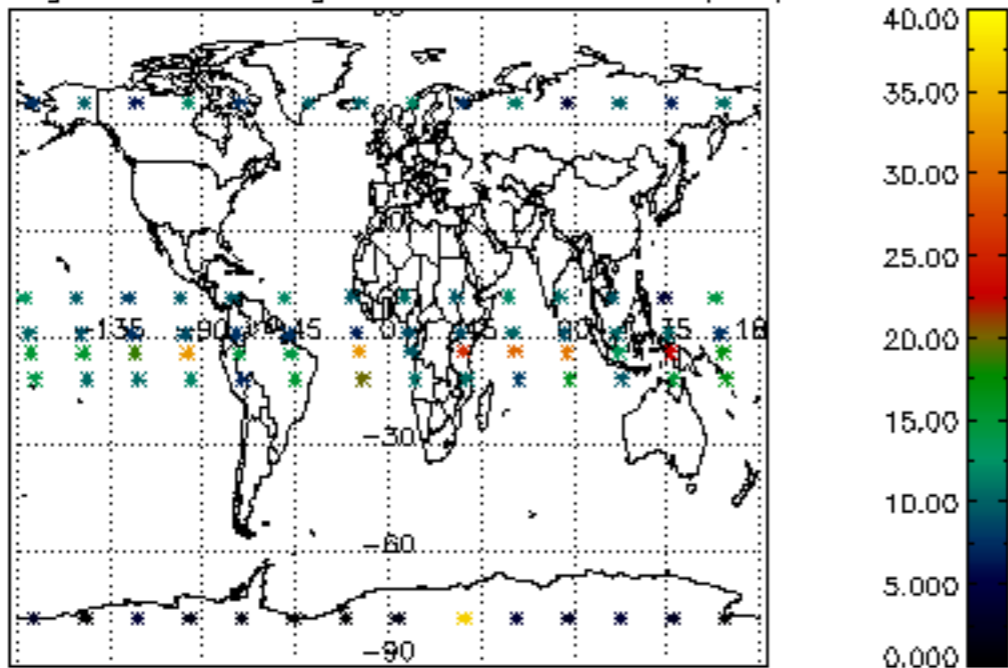
Percentage of cosmic ray hits per profile



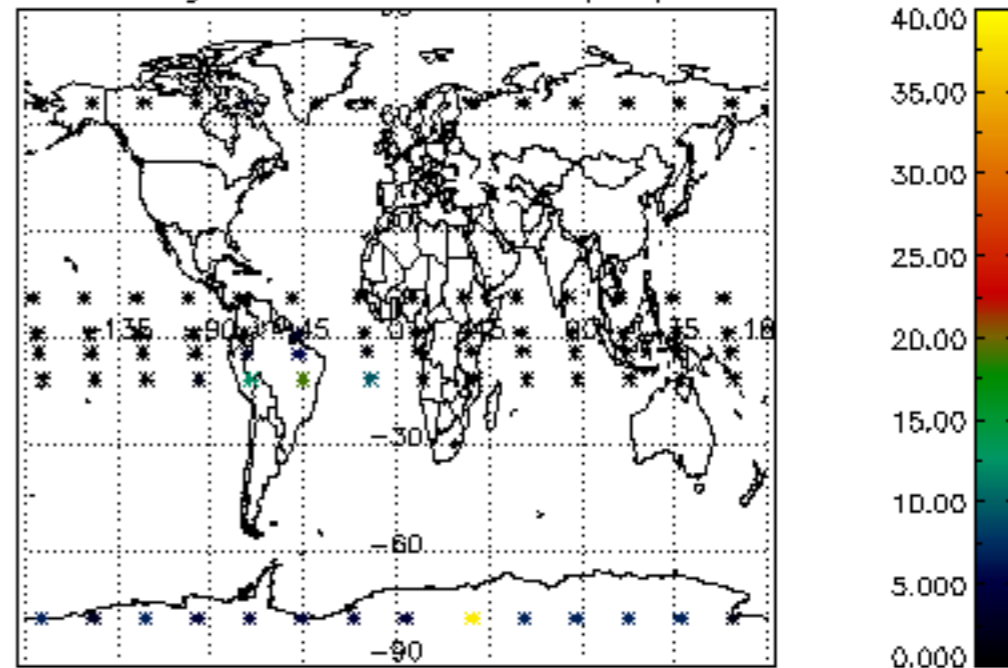
Percentage of datation errors per profile



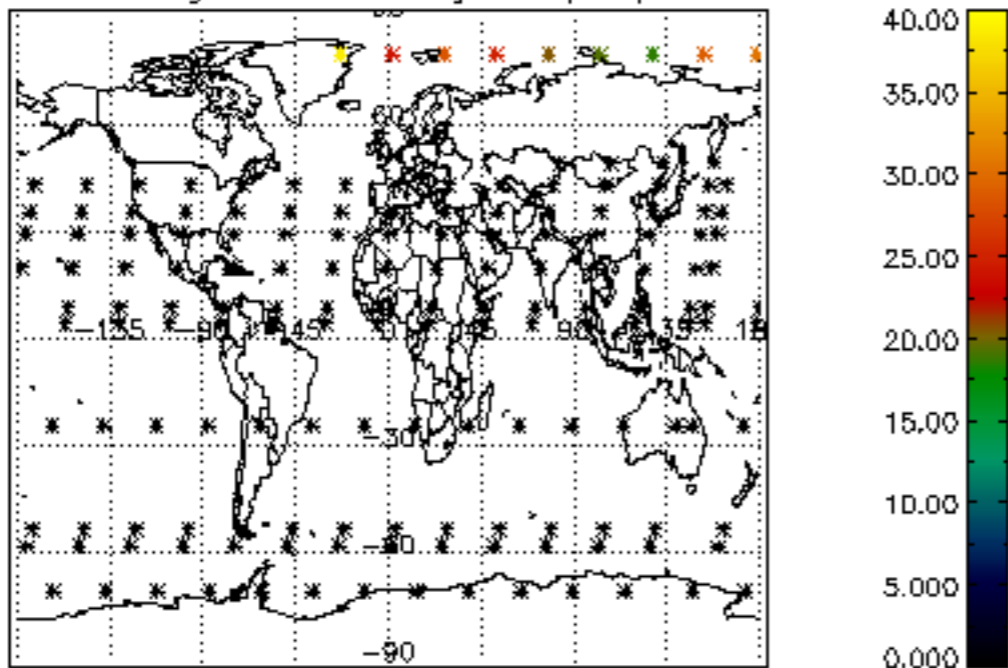
Percentage of star falling outside central band per profile



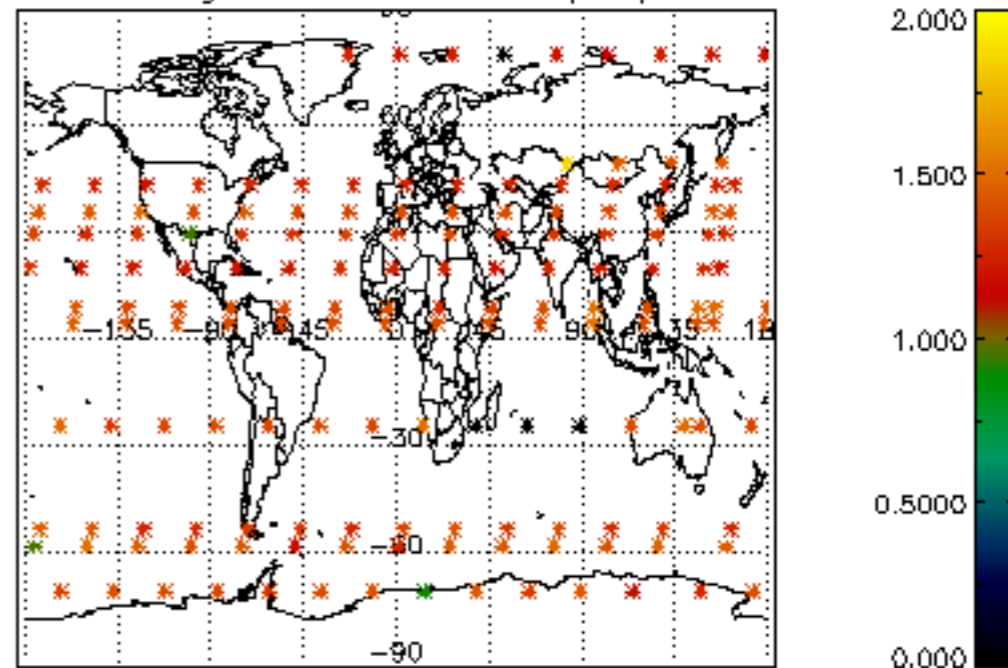
Percentage of saturation errors per profile



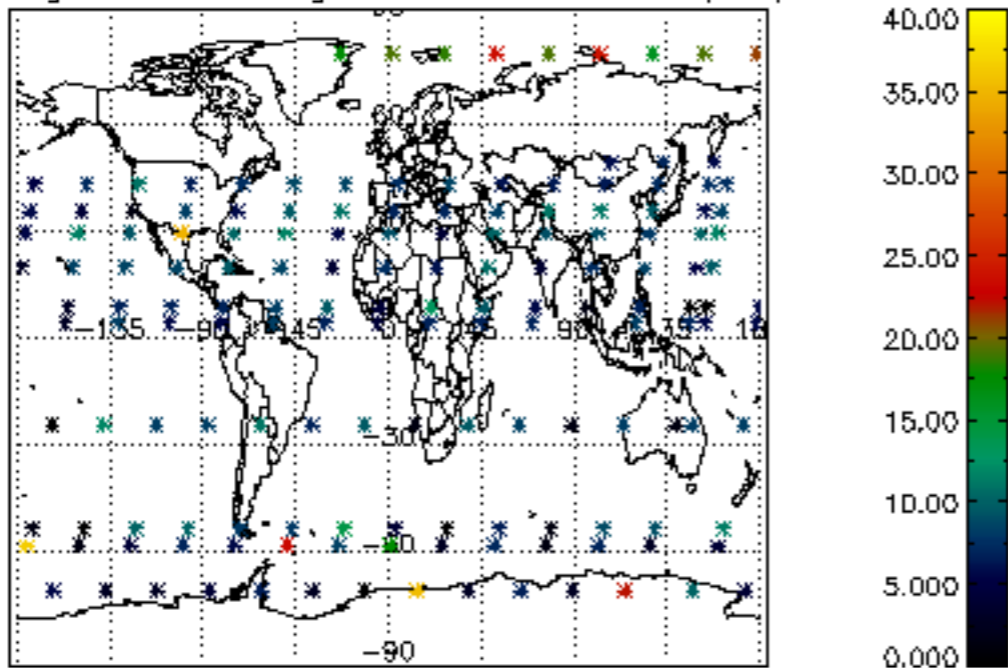
Percentage of cosmic ray hits per profile



Percentage of datation errors per profile



Percentage of star falling outside central band per profile



Percentage of saturation errors per profile

