

GOMOS Level 2 Daily Report

SUMMARY

[1. General Info](#)

[2. Summary of processed GOM_NL_2P products](#)

[3. Level 2 Quality information per product](#)

[3.1 Plot of level 2 quality information per product \(time dependant\)](#)

[3.2 Plot of level 2 quality information per product \(world map\)](#)

[4. Level 1 Quality information per product \(stored on level 2 products\)](#)

[4.1 Plot of level 1 quality information per product \(time dependant\)](#)

[4.1.1 Plot of level 1 quality information per product \(time dependant\): ASCENDING](#)

[4.1.2 Plot of level 1 quality information per product \(time dependant\): DESCENDING](#)

[4.2 Plot of level 1 quality information per product \(world map\)](#)

[4.2.1 Plot of level 1 quality information per product \(world map\): ASCENDING](#)

[4.2.2 Plot of level 1 quality information per product \(world map\): DESCENDING](#)

[5. Ozone profiles based on quality statistics and other trace gas profiles](#)

[5.1 Ozone statistics based on quality of products](#)

[5.2 Plot ozone profiles for all STD \(dark without errors\)](#)

[5.3 Plot ozone profiles where STD < 20% \(dark without errors\)](#)

[5.4. Plot ozone profiles where STD < 10% \(dark without errors\)](#)

[5.5. Plot ozone profiles where STD < 5% \(dark without errors\)](#)

[5.6 Plot NO2 profiles for all STD \(dark without errors\)](#)

[5.7 Plot NO3 profiles for all STD \(dark without errors\)](#)

[5.8 Plot H2O profiles \(only for occultations of stars 1,2,3,4,13,14,16,26,63 dark without errors\) for all STD](#)

[6. Auxiliary Data Files used for the production reported in section 2](#)

This report presents the daily analysis on parameters extracted from GOMOS level 2 data (GOM_NL__2P). It is intended to monitor some important parameters that will impact the quality of these products. A list of level 2 products (and content) that have arrived during the reporting day to the PCF is also given.

Item	Value
Time of report generation	25APR2013 21:25:15
Data source version	GOMOS/6.01
Start time of products	26-10-2008 (26OCT2008 00:00:00)
Stop time of products	27-10-2008 (27OCT2008 00:00:00)
Store outputs in DB	Yes
Nb of level 2 prods	255
Nb of prods with errors	0

2. Summary of processed GOM_NL__2P products.

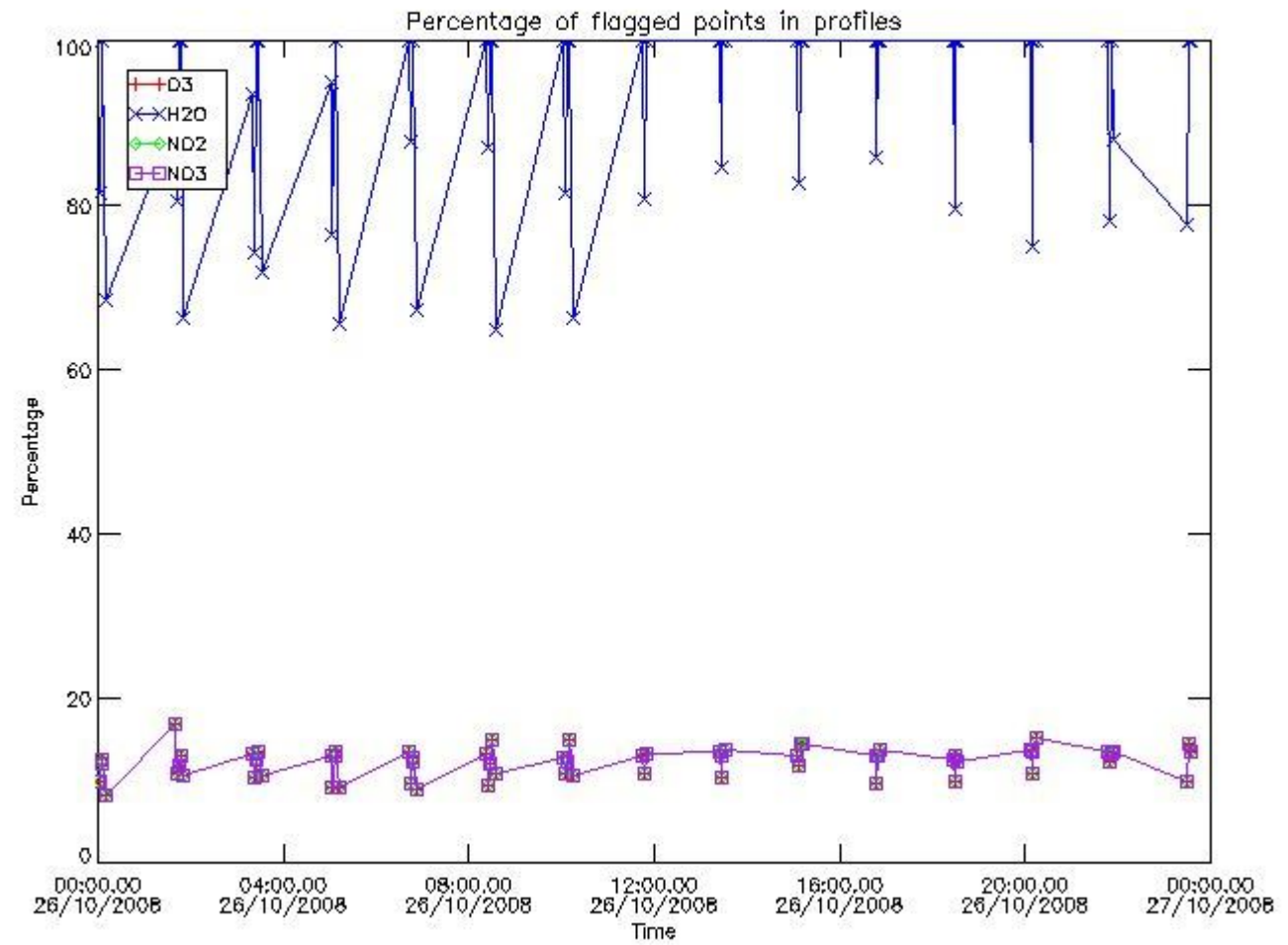
Nr	Filename	UTC Start time	Limb	Duration	Star Id	Star Name	Star Mag	Star Temp	Nb Meas	Orbit	Prod. error
1	GOM_NL__2PRFIN20081026_000138_000000572073_00173_34796_7046.N1	26-OCT-2008 00:01:38	Dark	57.000	65	Lam Vel	2.2040	4400.0	114	34796	No
2	GOM_NL__2PRFIN20081026_000427_000000412073_00174_34797_7044.N1	26-OCT-2008 00:04:27	Dark	40.500	46	Del Vel	1.9540	10600.	81	34797	No
3	GOM_NL__2PRFIN20081026_000608_000000422073_00174_34797_7045.N1	26-OCT-2008 00:06:08	Dark	42.000	29	Bet Car	1.6720	10200.	84	34797	No
4	GOM_NL__2PRFIN20081026_001044_000000622073_00174_34797_7046.N1	26-OCT-2008 00:10:44	Dark	62.000	2	Alp Car	-0.73600	7000.0	124	34797	No
5	GOM_NL__2PRFIN20081026_002136_000000412073_00174_34797_7047.N1	26-OCT-2008 00:21:36	Straylight	41.000	157	The1Eri	2.9060	9300.0	82	34797	No
6	GOM_NL__2PRFIN20081026_002955_000000422073_00174_34797_7048.N1	26-OCT-2008 00:29:55	Straylight	41.500	52	16Bet Cet	2.0370	4500.0	83	34797	No
7	GOM_NL__2PRFIN20081026_003924_000000362073_00174_34797_7049.N1	26-OCT-2008 00:39:24	Bright	36.000	140	88Gam Peg	2.8340	26000.	72	34797	No
8	GOM_NL__2PRFIN20081026_004116_000000252073_00174_34797_7050.N1	26-OCT-2008 00:41:16	Twilight	25.000	105	6Bet Ari	2.6450	8900.0	50	34797	No
9	GOM_NL__2PRFIN20081026_004316_000000352073_00174_34797_7051.N1	26-OCT-2008 00:43:16	Bright	35.000	58	21Alp And	2.0730	11000.	70	34797	No
10	GOM_NL__2PRFIN20081026_004506_000000392073_00174_34797_7052.N1	26-OCT-2008 00:45:06	Bright	39.000	53	43Bet And	2.0480	3300.0	78	34797	No
11	GOM_NL__2PRFIN20081026_005054_000000342073_00174_34797_7053.N1	26-OCT-2008 00:50:54	Bright	34.000	68	18Alp Cas	2.2250	4500.0	68	34797	No
12	GOM_NL__2PRFIN20081026_005209_000000362073_00174_34797_7054.N1	26-OCT-2008 00:52:09	Bright	36.000	76	27Gam Cas	2.3000	30000.	72	34797	No
13	GOM_NL__2PRFIN20081026_010009_000000332073_00174_34797_7055.N1	26-OCT-2008 01:00:09	Bright	32.500	49	1Alp UMi	1.9900	6300.0	65	34797	No
14	GOM_NL__2PRFIN20081026_010822_000000382073_00174_34797_7056.N1	26-OCT-2008 01:08:22	Bright	38.000	36	50Alp UMa	1.8000	6300.0	76	34797	No
15	GOM_NL__2PRFIN20081026_010958_000000372073_00174_34797_7057.N1	26-OCT-2008 01:09:58	Bright	37.000	82	48Bet UMa	2.3650	10600.	74	34797	No
16	GOM_NL__2PRFIN20081026_011332_000000412073_00174_34797_7058.N1	26-OCT-2008 01:13:32	Bright	41.000	174	52Psi UMa	3.0040	4400.0	82	34797	No
17	GOM_NL__2PRFIN20081026_012038_000000352073_00174_34797_7059.N1	26-OCT-2008 01:20:38	Bright	34.500	96	68Del Leo	2.5600	9300.0	69	34797	No
18	GOM_NL__2PRFIN20081026_014018_000000432073_00174_34797_7060.N1	26-OCT-2008 01:40:18	Dark	42.500	113	Mu Vel	2.6920	5000.0	85	34797	No
19	GOM_NL__2PRFIN20081026_014215_000000472073_00174_34797_7061.N1	26-OCT-2008 01:42:15	Dark	46.500	65	Lam Vel	2.2040	4400.0	93	34797	No
20	GOM_NL__2PRFIN20081026_014504_000000432073_00175_34798_7060.N1	26-OCT-2008 01:45:04	Dark	43.000	46	Del Vel	1.9540	10600.	86	34798	No
21	GOM_NL__2PRFIN20081026_014644_000000392073_00175_34798_7061.N1	26-OCT-2008 01:46:44	Dark	39.000	29	Bet Car	1.6720	10200.	78	34798	No
22	GOM_NL__2PRFIN20081026_015121_000000482073_00175_34798_7062.N1	26-OCT-2008 01:51:21	Dark	48.000	2	Alp Car	-0.73600	7000.0	96	34798	No
23	GOM_NL__2PRFIN20081026_020212_000000432073_00175_34798_7063.N1	26-OCT-2008 02:02:12	Straylight	43.000	157	The1Eri	2.9060	9300.0	86	34798	No
24	GOM_NL__2PRFIN20081026_021031_000000422073_00175_34798_7064.N1	26-OCT-2008 02:10:31	Straylight	41.500	52	16Bet Cet	2.0370	4500.0	83	34798	No
25	GOM_NL__2PRFIN20081026_022000_000000342073_00175_34798_7065.N1	26-OCT-2008 02:20:00	Bright	34.000	140	88Gam Peg	2.8340	26000.	68	34798	No
26	GOM_NL__2PRFIN20081026_022151_000000342073_00175_34798_7066.N1	26-OCT-2008 02:21:51	Bright	34.000	105	6Bet Ari	2.6450	8900.0	68	34798	No
27	GOM_NL__2PRFIN20081026_022352_000000352073_00175_34798_7067.N1	26-OCT-2008 02:23:52	Bright	35.000	58	21Alp And	2.0730	11000.	70	34798	No
28	GOM_NL__2PRFIN20081026_022541_000000402073_00175_34798_7068.N1	26-OCT-2008 02:25:41	Bright	39.500	53	43Bet And	2.0480	3300.0	79	34798	No
29	GOM_NL__2PRFIN20081026_023129_000000362073_00175_34798_7069.N1	26-OCT-2008 02:31:29	Bright	35.500	68	18Alp Cas	2.2250	4500.0	71	34798	No
30	GOM_NL__2PRFIN20081026_023245_000000352073_00175_34798_7070.N1	26-OCT-2008 02:32:45	Bright	34.500	76	27Gam Cas	2.3000	30000.	69	34798	No
31	GOM_NL__2PRFIN20081026_024045_000000322073_00175_34798_7071.N1	26-OCT-2008 02:40:45	Bright	32.000	49	1Alp UMi	1.9900	6300.0	64	34798	No
32	GOM_NL__2PRFIN20081026_024858_000000392073_00175_34798_7072.N1	26-OCT-2008 02:48:58	Bright	39.000	36	50Alp UMa	1.8000	6300.0	78	34798	No
33	GOM_NL__2PRFIN20081026_025034_000000402073_00175_34798_7073.N1	26-OCT-2008 02:50:34	Bright	40.000	82	48Bet UMa	2.3650	10600.	80	34798	No
34	GOM_NL__2PRFIN20081026_025408_000000362073_00175_34798_7074.N1	26-OCT-2008 02:54:08	Bright	35.500	174	52Psi UMa	3.0040	4400.0	71	34798	No
35	GOM_NL__2PRFIN20081026_030114_000000362073_00175_34798_7075.N1	26-OCT-2008 03:01:14	Bright	36.000	96	68Del Leo	2.5600	9300.0	72	34798	No
36	GOM_NL__2PRFIN20081026_032054_000000392073_00175_34798_7076.N1	26-OCT-2008 03:20:54	Dark	38.500	113	Mu Vel	2.6920	5000.0	77	34798	No
37	GOM_NL__2PRFIN20081026_032251_000000492073_00175_34798_7077.N1	26-OCT-2008 03:22:51	Dark	49.000	65	Lam Vel	2.2040	4400.0	98	34798	No
38	GOM_NL__2PRFIN20081026_032540_000000412073_00176_34799_7074.N1	26-OCT-2008 03:25:40	Dark	41.000	46	Del Vel	1.9540	10600.	82	34799	No
39	GOM_NL__2PRFIN20081026_032720_000000382073_00176_34799_7075.N1	26-OCT-2008 03:27:20	Dark	37.500	29	Bet Car	1.6720	10200.	75	34799	No
40	GOM_NL__2PRFIN20081026_033157_000000492073_00176_34799_7076.N1	26-OCT-2008 03:31:57	Dark	48.500	2	Alp Car	-0.73600	7000.0	97	34799	No
41	GOM_NL__2PRFIN20081026_034249_000000422073_00176_34799_7077.N1	26-OCT-2008 03:42:49	Straylight	41.500	157	The1Eri	2.9060	9300.0	83	34799	No
42	GOM_NL__2PRFIN20081026_035107_000000412073_00176_34799_7078.N1	26-OCT-2008 03:51:07	Straylight	41.000	52	16Bet Cet	2.0370	4500.0	82	34799	No

220	GOM_NL__2PRFIN20081026_203708_000000432073_00186_34809_7221.N1	26-OCT-2008 20:37:08	Straylight	42.500	52	16Bet Cet	2.0370	4500.0	85	34809	No
221	GOM_NL__2PRFIN20081026_204637_000000352073_00186_34809_7222.N1	26-OCT-2008 20:46:37	Bright	35.000	140	88Gam Peg	2.8340	26000.	70	34809	No
222	GOM_NL__2PRFIN20081026_204824_000000402073_00186_34809_7223.N1	26-OCT-2008 20:48:24	Bright	39.500	105	6Bet Ari	2.6450	8900.0	79	34809	No
223	GOM_NL__2PRFIN20081026_205029_000000362073_00186_34809_7224.N1	26-OCT-2008 20:50:29	Bright	36.000	58	21Alp And	2.0730	11000.	72	34809	No
224	GOM_NL__2PRFIN20081026_205216_000000392073_00186_34809_7225.N1	26-OCT-2008 20:52:16	Bright	38.500	53	43Bet And	2.0480	3300.0	77	34809	No
225	GOM_NL__2PRFIN20081026_205500_000000422073_00186_34809_7226.N1	26-OCT-2008 20:55:00	Bright	42.000	73	57Gam1And	2.2600	13100.	84	34809	No
226	GOM_NL__2PRFIN20081026_205804_000000372073_00186_34809_7227.N1	26-OCT-2008 20:58:04	Bright	36.500	68	18Alp Cas	2.2250	4500.0	73	34809	No
227	GOM_NL__2PRFIN20081026_205919_000000342073_00186_34809_7228.N1	26-OCT-2008 20:59:19	Bright	34.000	76	27Gam Cas	2.3000	30000.	68	34809	No
228	GOM_NL__2PRFIN20081026_210720_000000372073_00186_34809_7229.N1	26-OCT-2008 21:07:20	Bright	36.500	49	1Alp UMi	1.9900	6300.0	73	34809	No
229	GOM_NL__2PRFIN20081026_211533_000000352073_00186_34809_7230.N1	26-OCT-2008 21:15:33	Bright	34.500	36	50Alp UMa	1.8000	6300.0	69	34809	No
230	GOM_NL__2PRFIN20081026_211654_000000372073_00186_34809_7231.N1	26-OCT-2008 21:16:54	Bright	36.500	32	77Eps UMa	1.7630	11000.	73	34809	No
231	GOM_NL__2PRFIN20081026_212043_000000372073_00186_34809_7232.N1	26-OCT-2008 21:20:43	Bright	36.500	174	52Psi UMa	3.0040	4400.0	73	34809	No
232	GOM_NL__2PRFIN20081026_212752_000000352073_00186_34809_7233.N1	26-OCT-2008 21:27:52	Bright	35.000	96	68Del Leo	2.5600	9300.0	70	34809	No
233	GOM_NL__2PRFIN20081026_214734_000000382073_00186_34809_7234.N1	26-OCT-2008 21:47:34	Dark	37.500	113	Mu Vel	2.6920	5000.0	75	34809	No
234	GOM_NL__2PRFIN20081026_214935_000000422073_00186_34809_7235.N1	26-OCT-2008 21:49:35	Dark	41.500	65	Lam Vel	2.2040	4400.0	83	34809	No
235	GOM_NL__2PRFIN20081026_215106_000000392073_00187_34810_7229.N1	26-OCT-2008 21:51:06	Dark	38.500	91	Kap Vel	2.4900	26000.	77	34810	No
236	GOM_NL__2PRFIN20081026_215359_000000382073_00187_34810_7230.N1	26-OCT-2008 21:53:59	Dark	37.500	29	Bet Car	1.6720	10200.	75	34810	No
237	GOM_NL__2PRFIN20081026_220928_000000422073_00187_34810_7231.N1	26-OCT-2008 22:09:28	Straylight	41.500	157	The1Eri	2.9060	9300.0	83	34810	No
238	GOM_NL__2PRFIN20081026_221744_000000422073_00187_34810_7232.N1	26-OCT-2008 22:17:44	Straylight	42.000	52	16Bet Cet	2.0370	4500.0	84	34810	No
239	GOM_NL__2PRFIN20081026_222713_000000352073_00187_34810_7233.N1	26-OCT-2008 22:27:13	Bright	34.500	140	88Gam Peg	2.8340	26000.	69	34810	No
240	GOM_NL__2PRFIN20081026_222859_000000402073_00187_34810_7234.N1	26-OCT-2008 22:28:59	Bright	39.500	105	6Bet Ari	2.6450	8900.0	79	34810	No
241	GOM_NL__2PRFIN20081026_223105_000000362073_00187_34810_7235.N1	26-OCT-2008 22:31:05	Bright	35.500	58	21Alp And	2.0730	11000.	71	34810	No
242	GOM_NL__2PRFIN20081026_223251_000000362073_00187_34810_7236.N1	26-OCT-2008 22:32:51	Bright	35.500	53	43Bet And	2.0480	3300.0	71	34810	No
243	GOM_NL__2PRFIN20081026_223535_000000372073_00187_34810_7237.N1	26-OCT-2008 22:35:35	Bright	37.000	73	57Gam1And	2.2600	13100.	74	34810	No
244	GOM_NL__2PRFIN20081026_223840_000000372073_00187_34810_7238.N1	26-OCT-2008 22:38:40	Bright	37.000	68	18Alp Cas	2.2250	4500.0	74	34810	No
245	GOM_NL__2PRFIN20081026_223955_000000362073_00187_34810_7239.N1	26-OCT-2008 22:39:55	Bright	36.000	76	27Gam Cas	2.3000	30000.	72	34810	No
246	GOM_NL__2PRFIN20081026_224756_000000362073_00187_34810_7240.N1	26-OCT-2008 22:47:56	Bright	35.500	49	1Alp UMi	1.9900	6300.0	71	34810	No
247	GOM_NL__2PRFIN20081026_225609_000000372073_00187_34810_7241.N1	26-OCT-2008 22:56:09	Bright	37.000	36	50Alp UMa	1.8000	6300.0	74	34810	No
248	GOM_NL__2PRFIN20081026_225730_000000522073_00187_34810_7242.N1	26-OCT-2008 22:57:30	Bright	52.000	32	77Eps UMa	1.7630	11000.	104	34810	No
249	GOM_NL__2PRFIN20081026_230119_000000362073_00187_34810_7243.N1	26-OCT-2008 23:01:19	Bright	36.000	174	52Psi UMa	3.0040	4400.0	72	34810	No
250	GOM_NL__2PRFIN20081026_230828_000000362073_00187_34810_7244.N1	26-OCT-2008 23:08:28	Bright	35.500	96	68Del Leo	2.5600	9300.0	71	34810	No
251	GOM_NL__2PRFIN20081026_233012_000000562073_00187_34810_7245.N1	26-OCT-2008 23:30:12	Dark	56.000	65	Lam Vel	2.2040	4400.0	112	34810	No
252	GOM_NL__2PRFIN20081026_233143_000000392073_00188_34811_7254.N1	26-OCT-2008 23:31:43	Dark	39.000	91	Kap Vel	2.4900	26000.	78	34811	No
253	GOM_NL__2PRFIN20081026_233435_000000382073_00188_34811_7255.N1	26-OCT-2008 23:34:35	Dark	38.000	29	Bet Car	1.6720	10200.	76	34811	No
254	GOM_NL__2PRFIN20081026_235004_000000412073_00188_34811_7256.N1	26-OCT-2008 23:50:04	Straylight	40.500	157	The1Eri	2.9060	9300.0	81	34811	No
255	GOM_NL__2PRFIN20081026_235820_000000402073_00188_34811_7257.N1	26-OCT-2008 23:58:20	Straylight	39.500	52	16Bet Cet	2.0370	4500.0	79	34811	No

3. Quality information per product

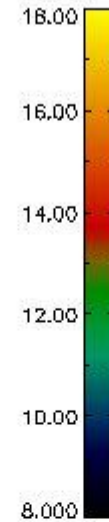
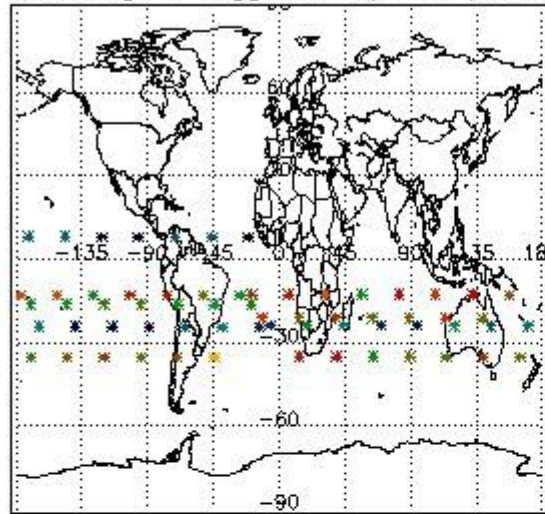
In this section it is plotted some information contained in the Quality Summary data set of the level 2 products. Only products in dark limb conditions and without errors (error flag in the MPH set to "0") are used.

3.1 Plot quality information per product (time dependant)

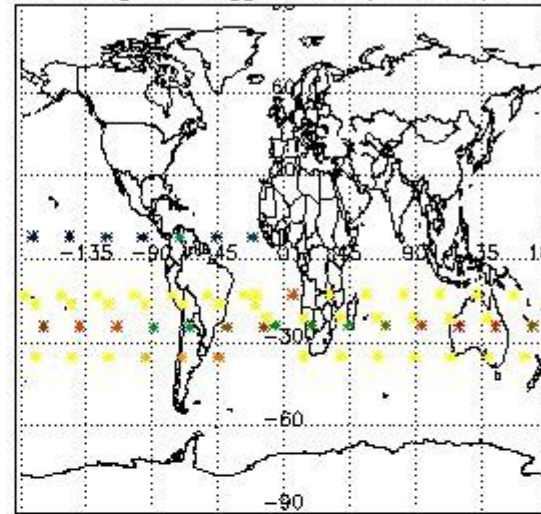


3.2 Plot quality information per product (world map)

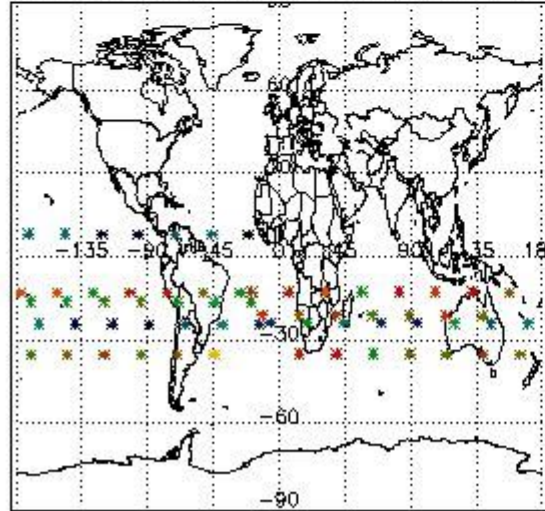
Percentage of flagged data per O3 profile



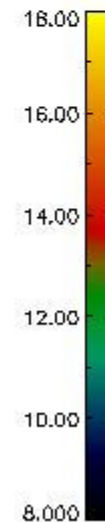
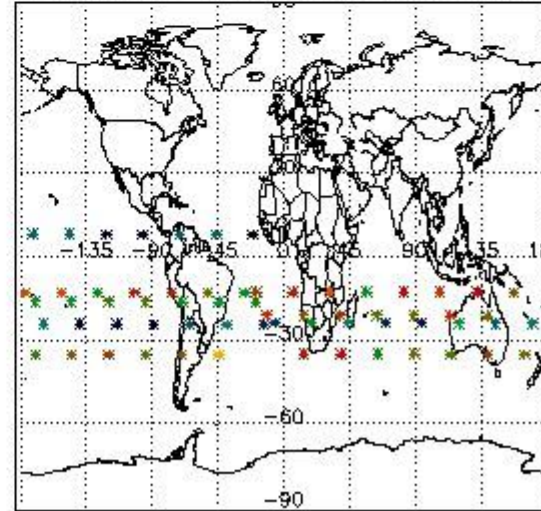
Percentage of flagged data per H2O profile



Percentage of flagged data per NO2 profile



Percentage of flagged data per NO3 profile

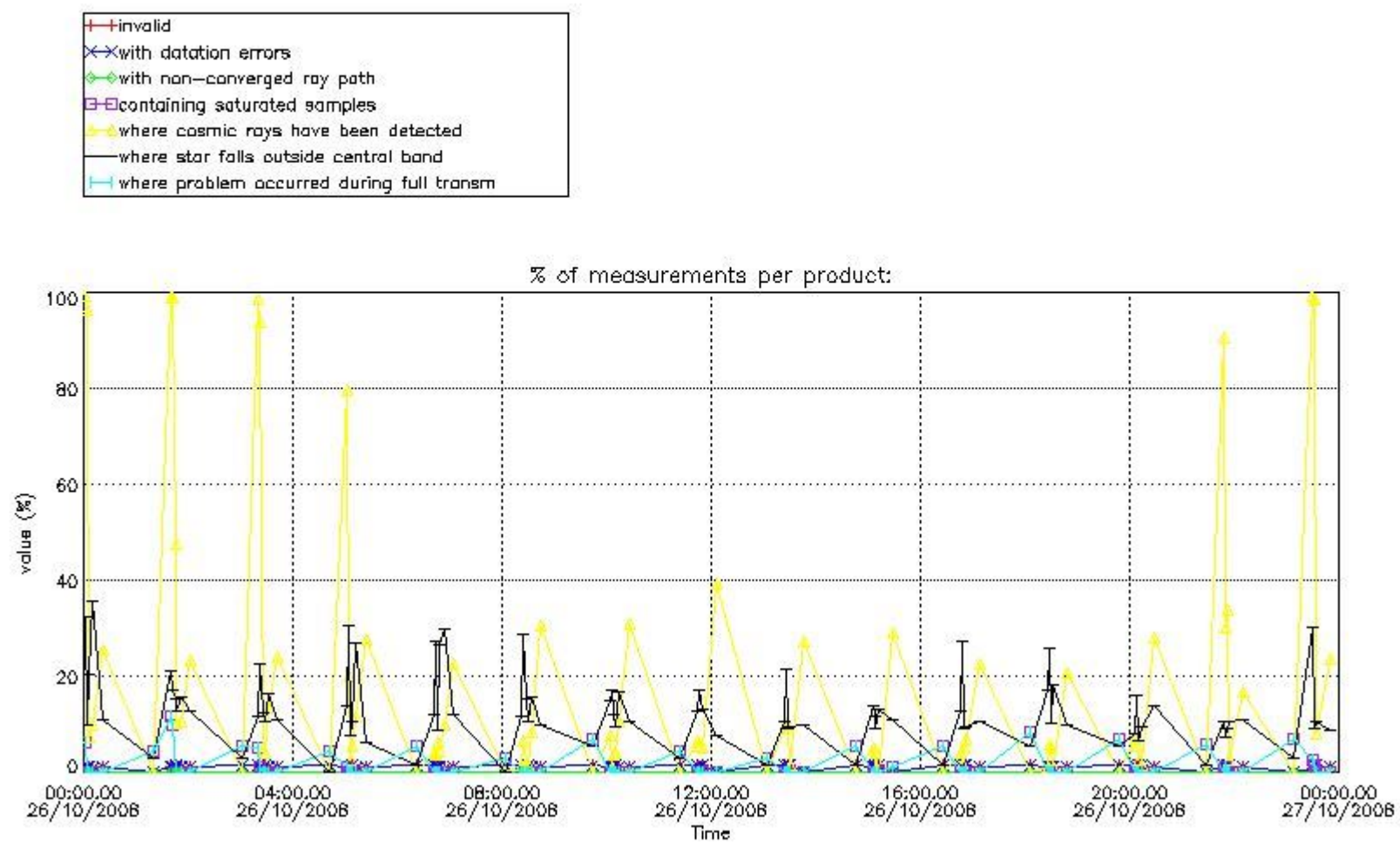


4. Level 1 quality information per product

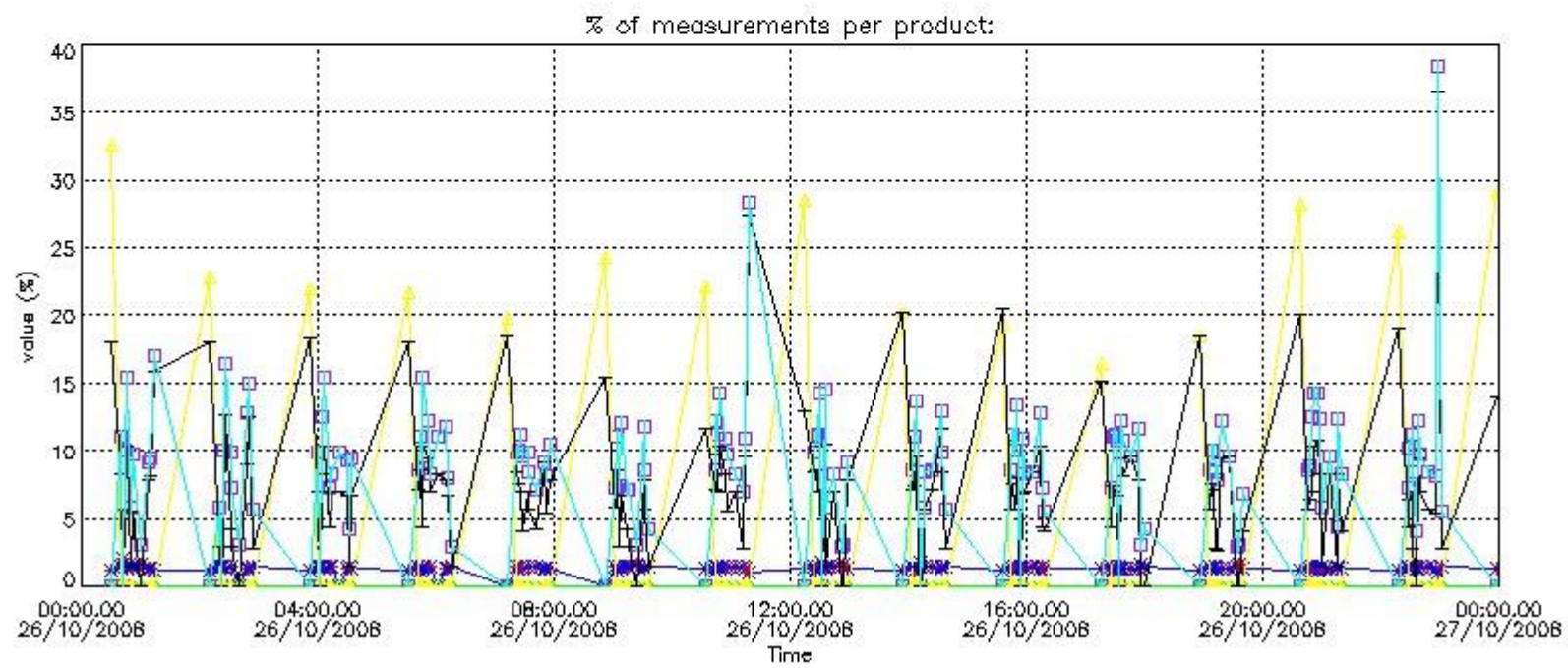
In this section it is plotted some information contained in the Quality Summary data set of the level 2 products that comes from the level 1b processing. Products without errors (error flag in the MPH set to "0") are used.

4.1 Plot quality information per product (time dependant) coming from level 1b processing

4.1.1 Plot level 1 quality information per product (time dependant): ENVISAT ASCENDING passes



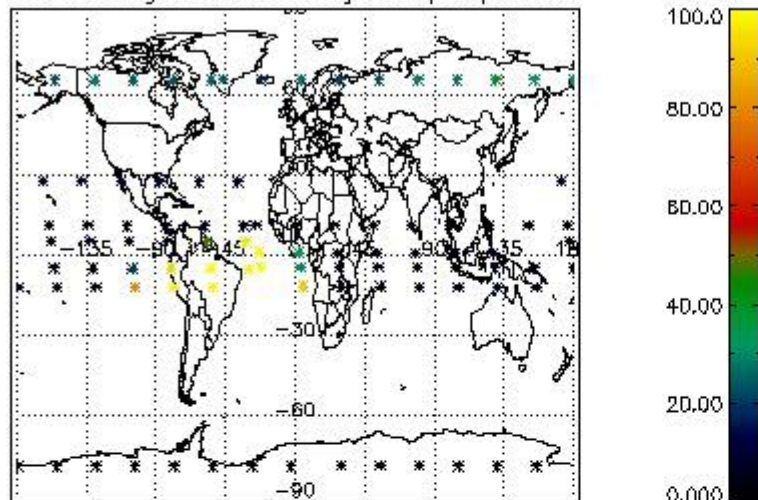
4.1.2 Plot level 1 quality information per product (time dependant): ENVI SAT DESCENDING passes



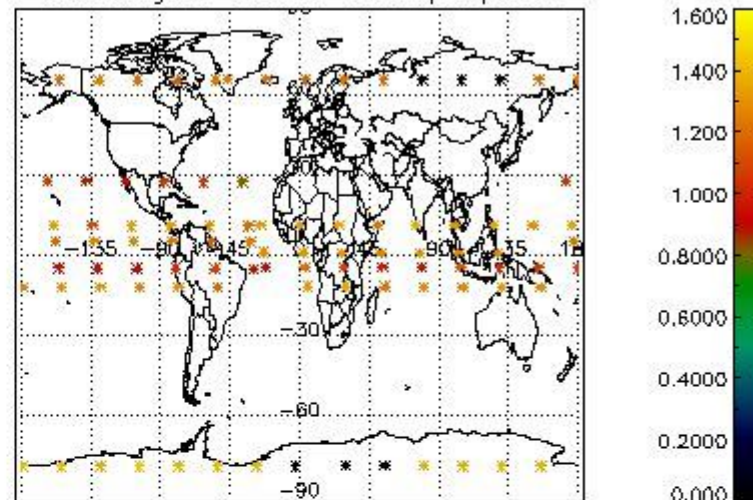
4.2 Plot quality information per product coming from level 1b processing (world map)

4.2.1 Plot level 1 quality information per product (world map): ENVISAT ASCENDING passes

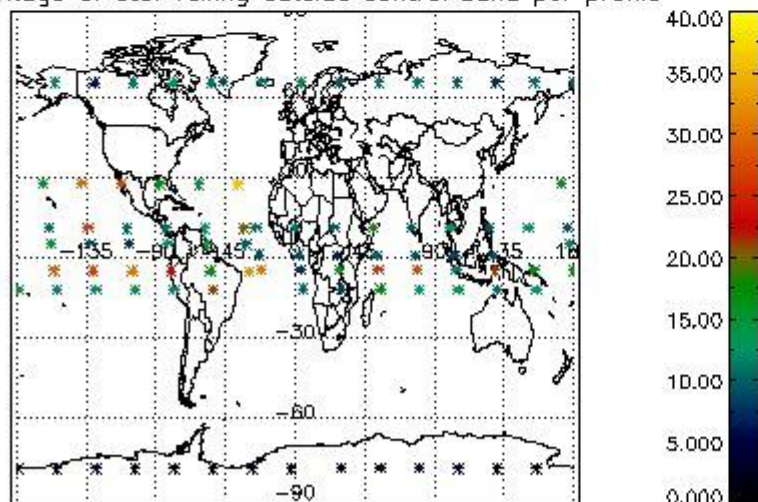
Percentage of cosmic ray hits per profile



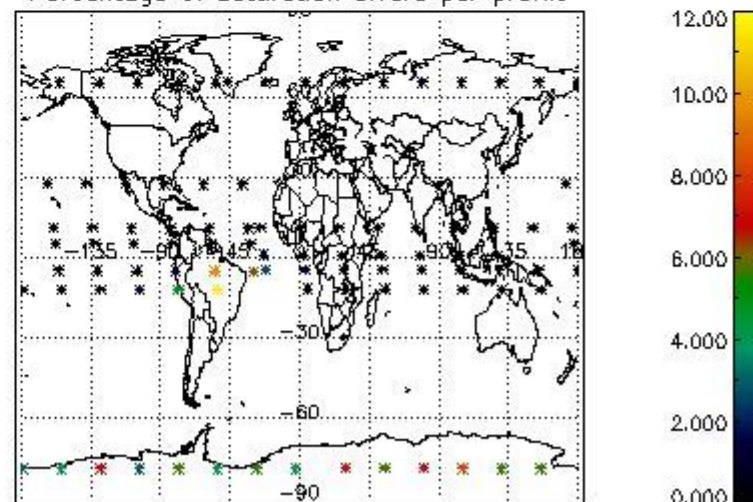
Percentage of datation errors per profile



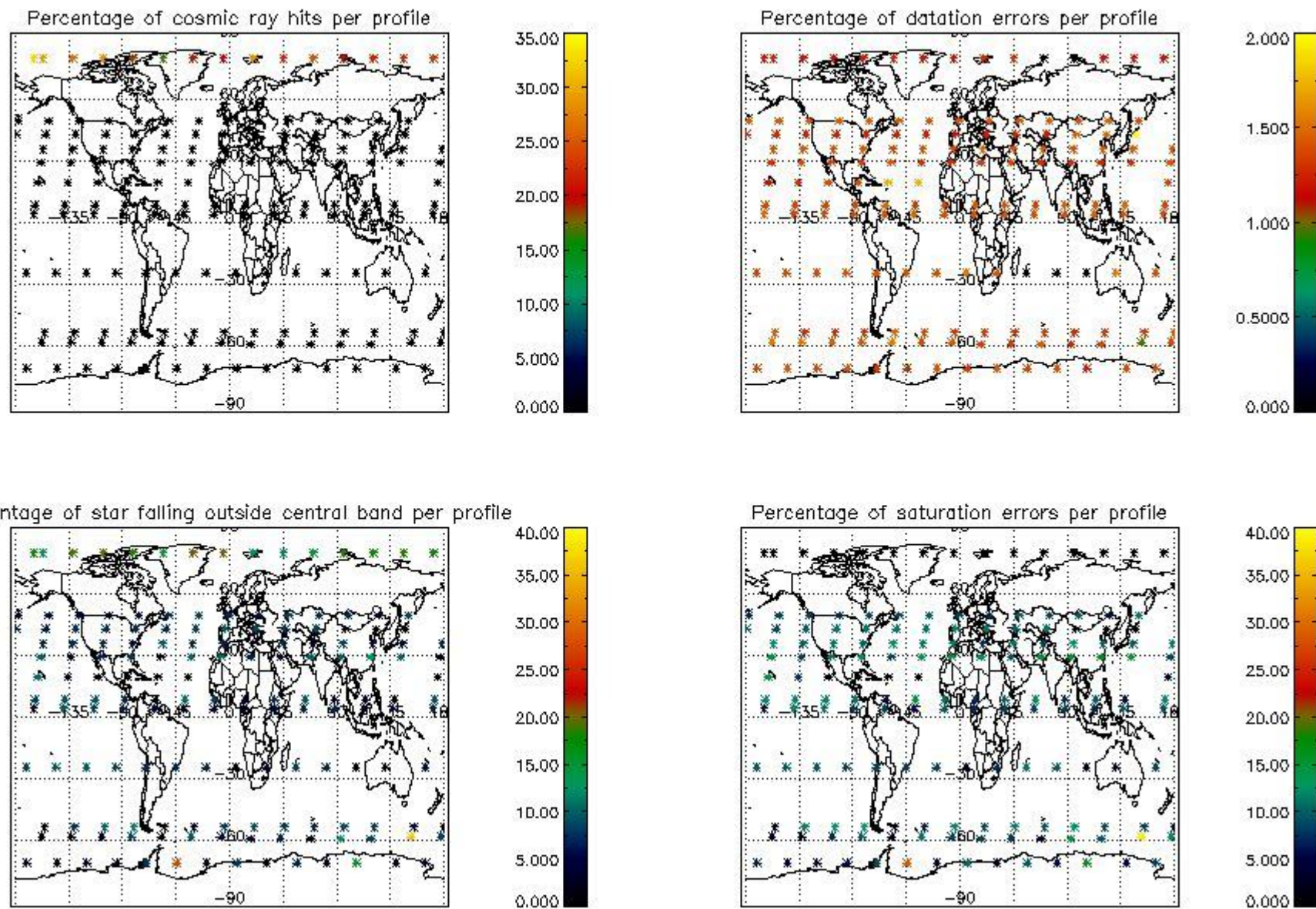
Percentage of star falling outside central band per profile



Percentage of saturation errors per profile



4.2.2 Plot level 1 quality information per product (world map): ENVISAT DESCENDING passes



5. Trace gas profiles

5.1 Ozone statistics based on quality of products

The final quality of the products can be "measured" using the STD (Standard Deviation) attached to every point profile. This information is written to the parameter GOM_NL__2P/NL_LOCAL_SPECIES_DENSITY/o3_std of the level 2 products. The table below shows the statistics for given STD ranges.

The statistics are given with respect to the overall valid production:

- Products without fatal errors: GOM_NL__2P/MPH/PRODUCT_ERR=0
- Valid point profile: GOM_NL__2P/NL_LOCAL_SPECIES_DENSITY/pcd(0)=0

The 'Criteria' is applied to valid points of dark limb products:

- Products in dark limb illumination condition: GOM_NL__2P/NL_SUMMARY_QUALITY/obs_ill_cond=0
- Products without fatal errors: GOM_NL__2P/MPH/PRODUCT_ERR=0
- Valid point profile: GOM_NL__2P/NL_LOCAL_SPECIES_DENSITY/pcd(0)=0

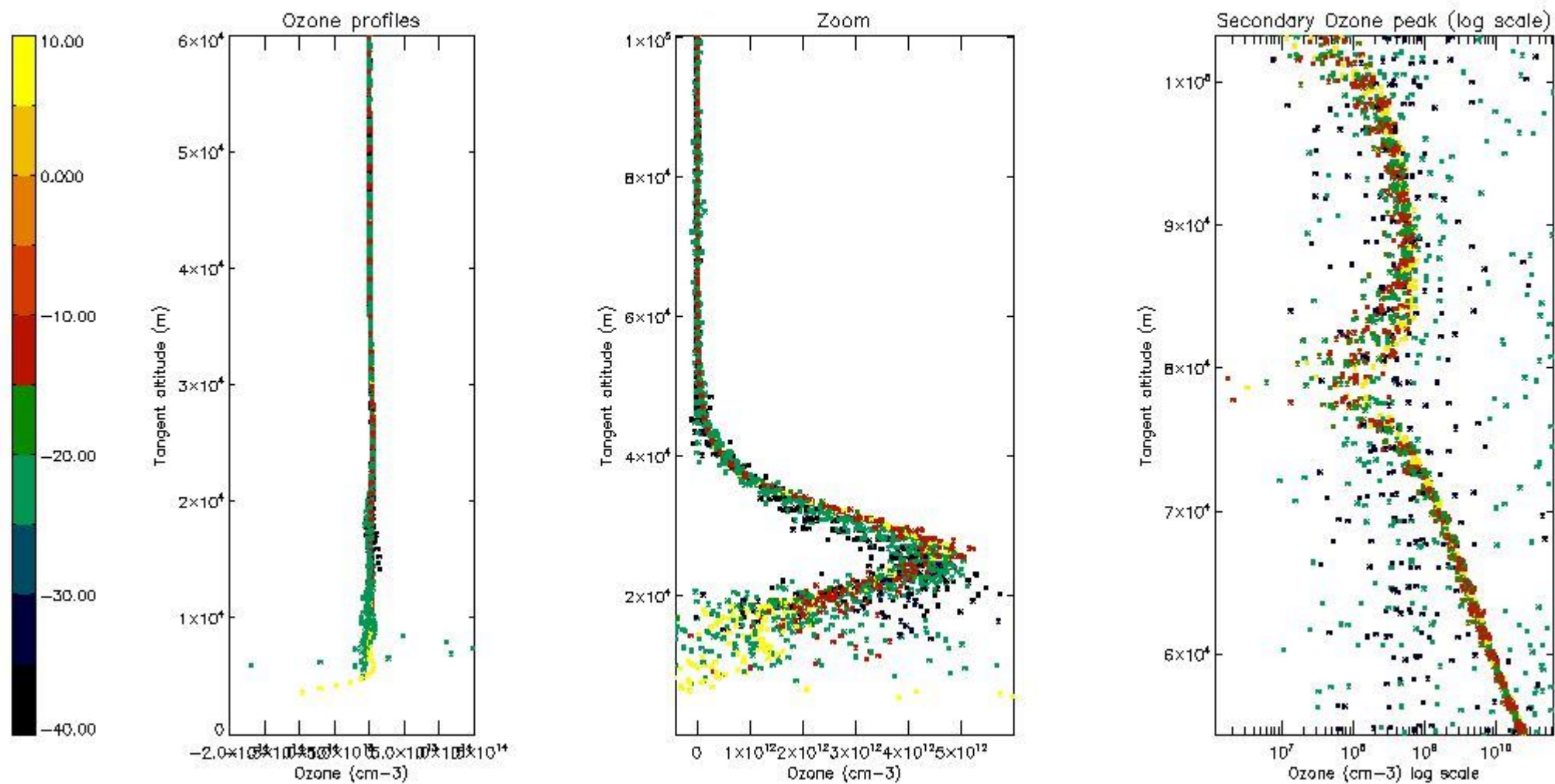
So, the table below shows the percentage of dark limb and valid observations for each criteria with respect to the overall valid daily observations.

Criteria	% of total production
All STD	29
STD < 20	14

STD < 10	9
STD < 5	6

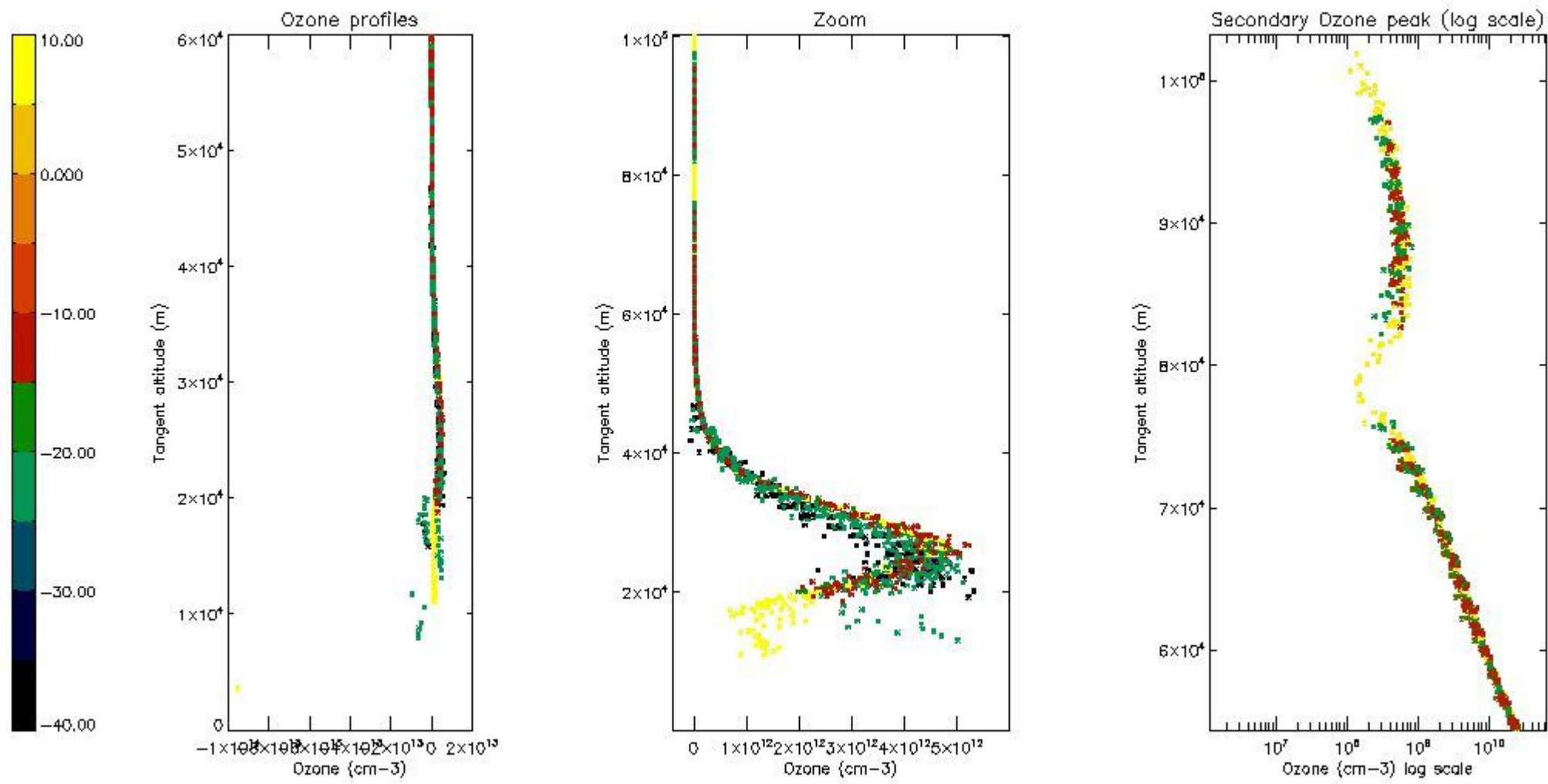
5.2 Plot ozone profiles for all STD (dark without errors)

The colorbar represents the latitude.



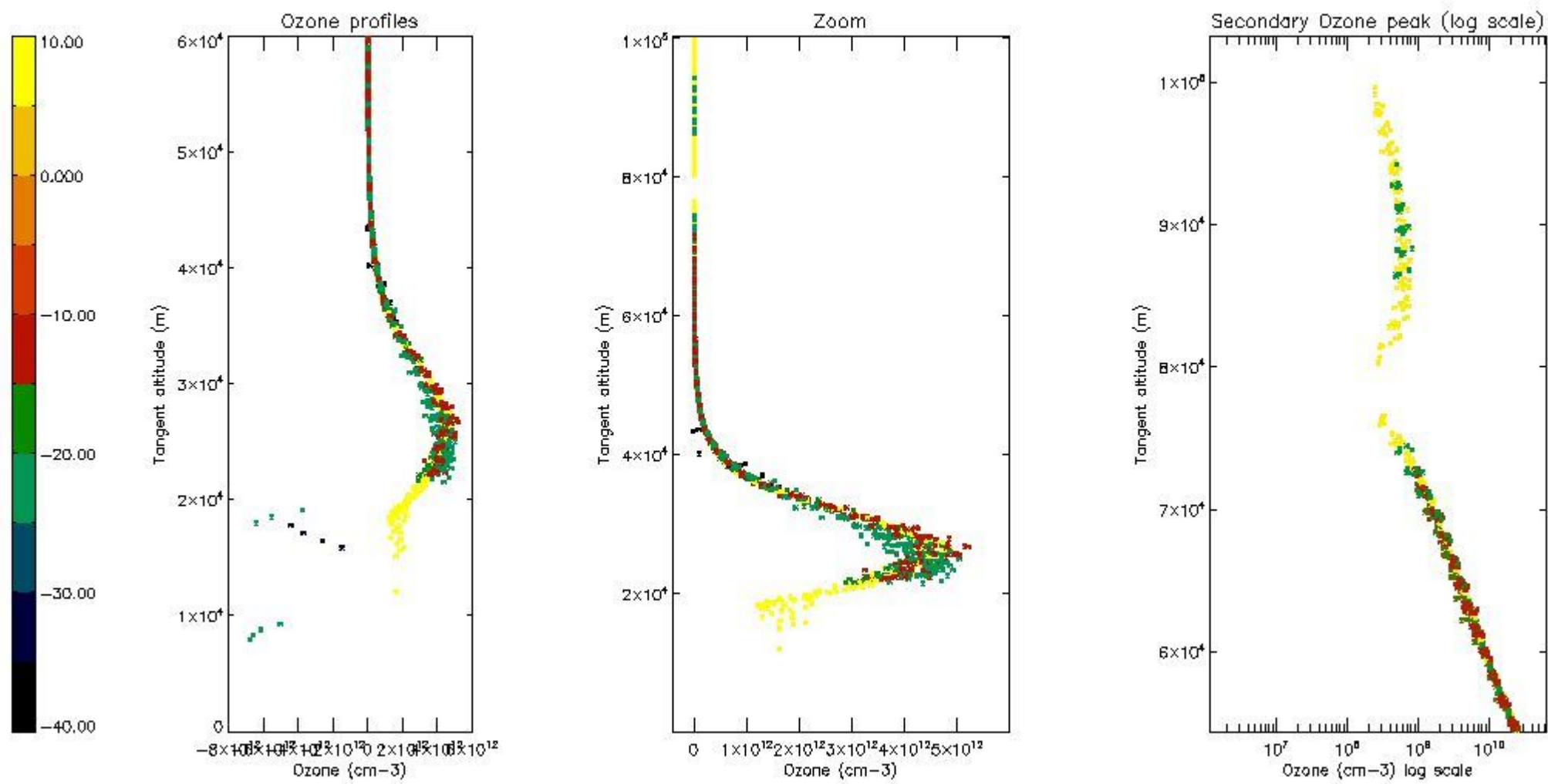
5.3 Plot ozone profiles where STD < 20% (dark without errors)

The colorbar represents the latitude.



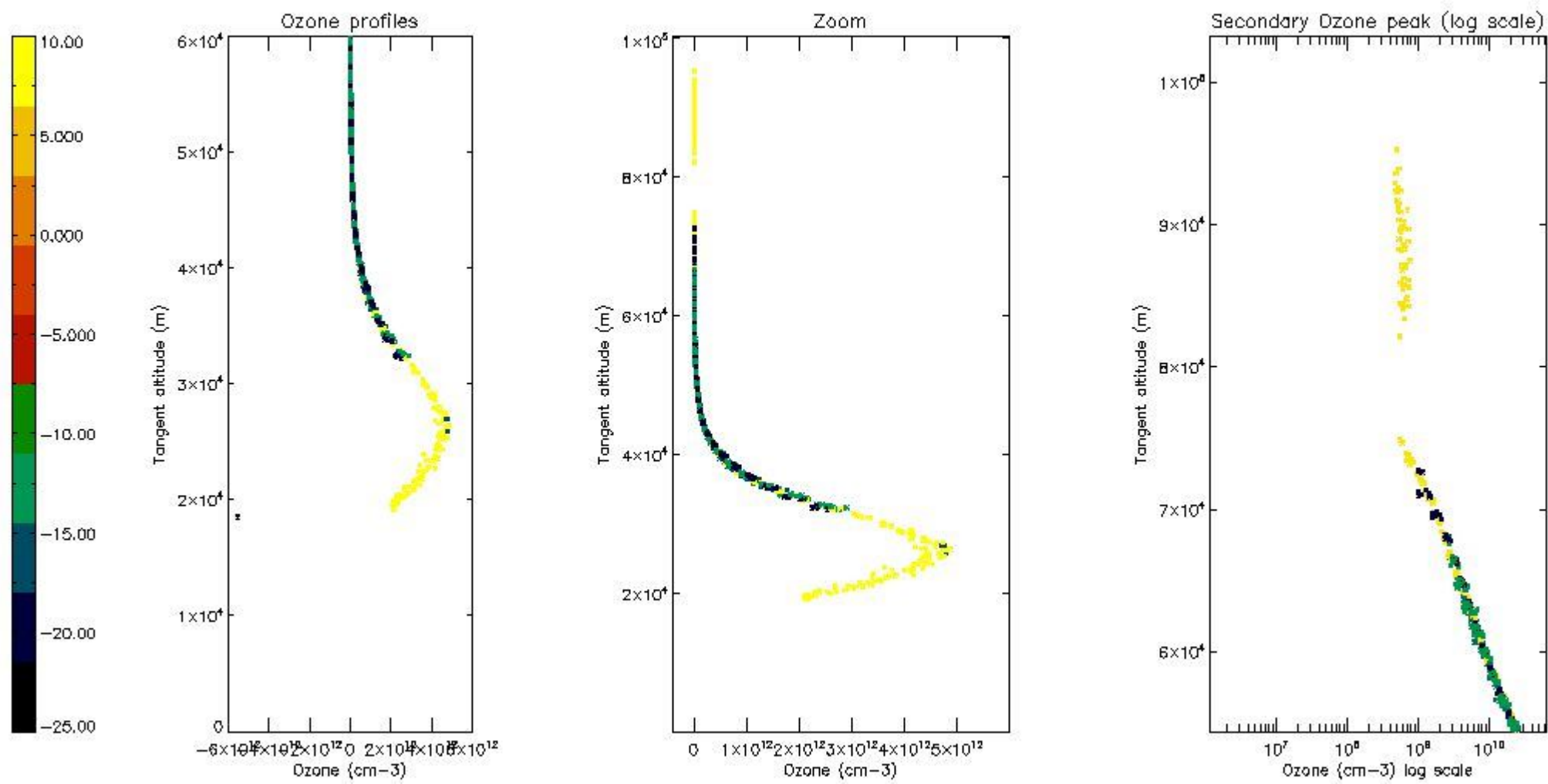
5.4 Plot ozone profiles where STD < 10% (dark without errors)

The colorbar represents the latitude.



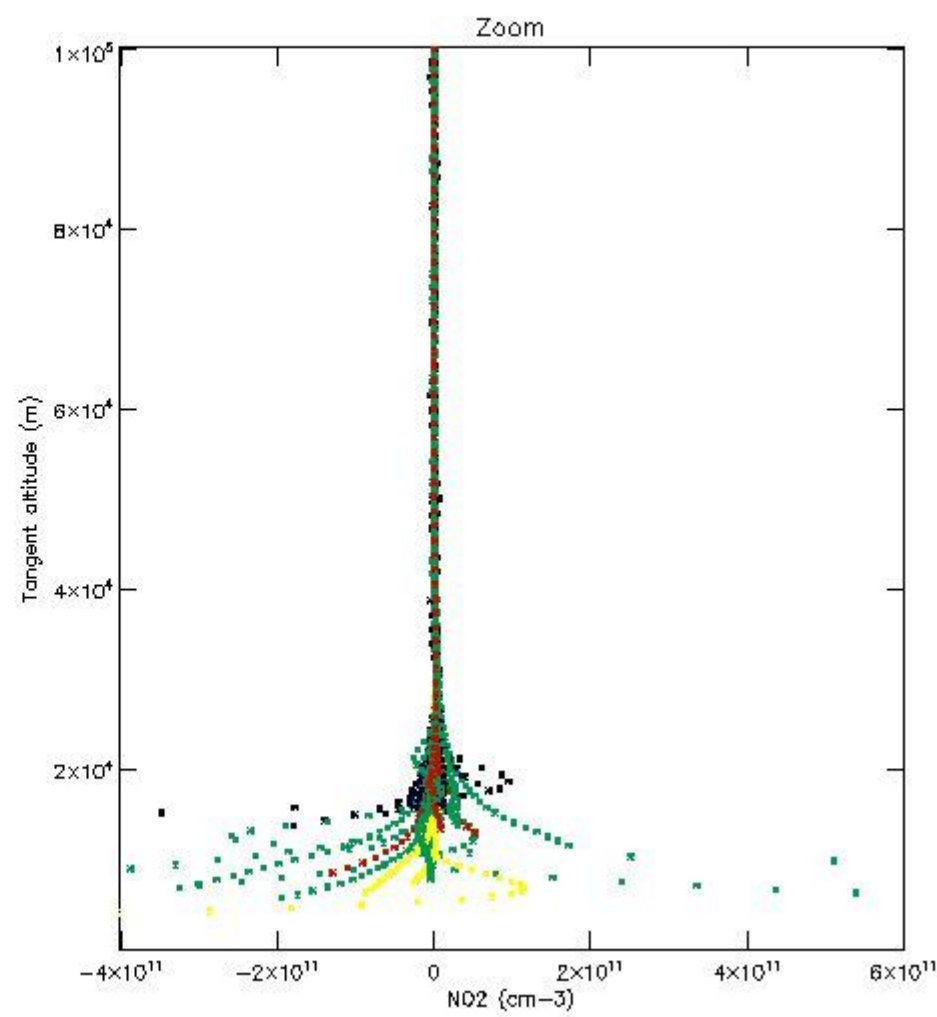
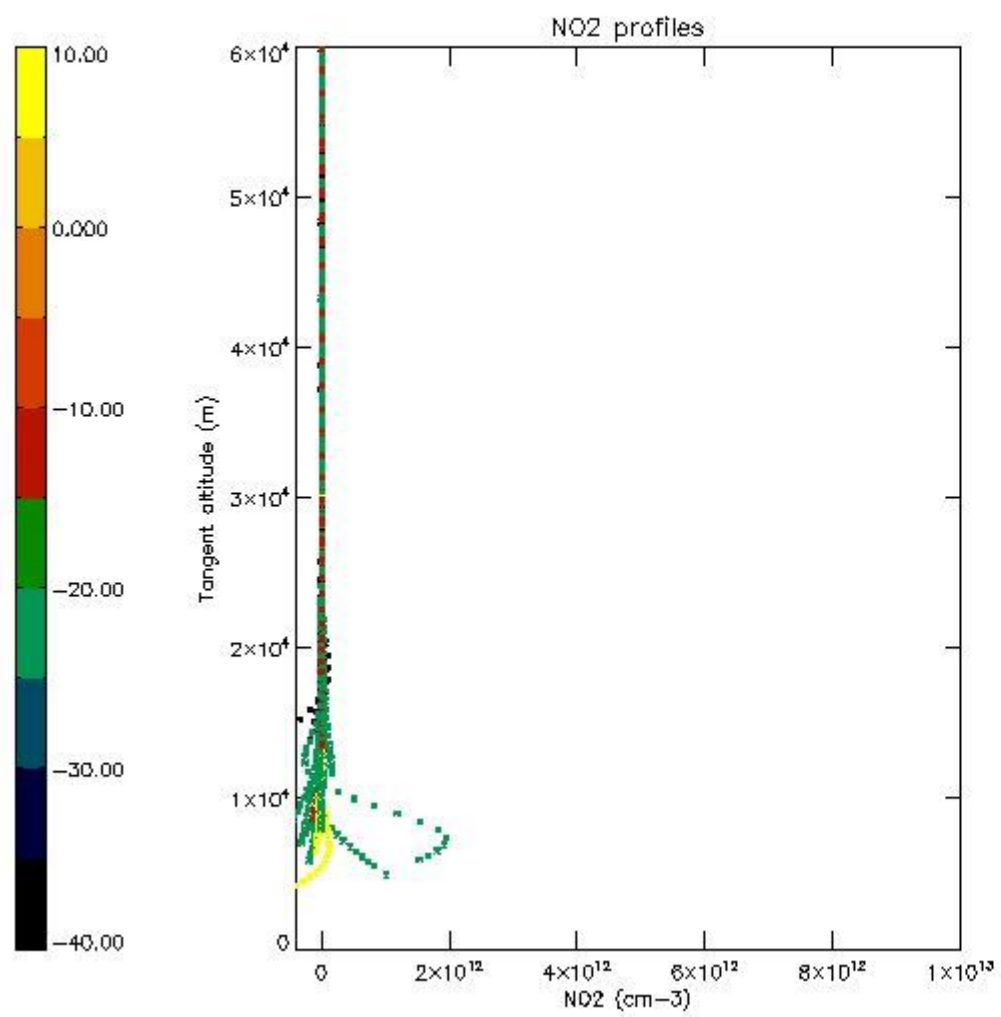
5.5 Plot ozone profiles where STD < 5% (dark without errors)

The colorbar represents the latitude.



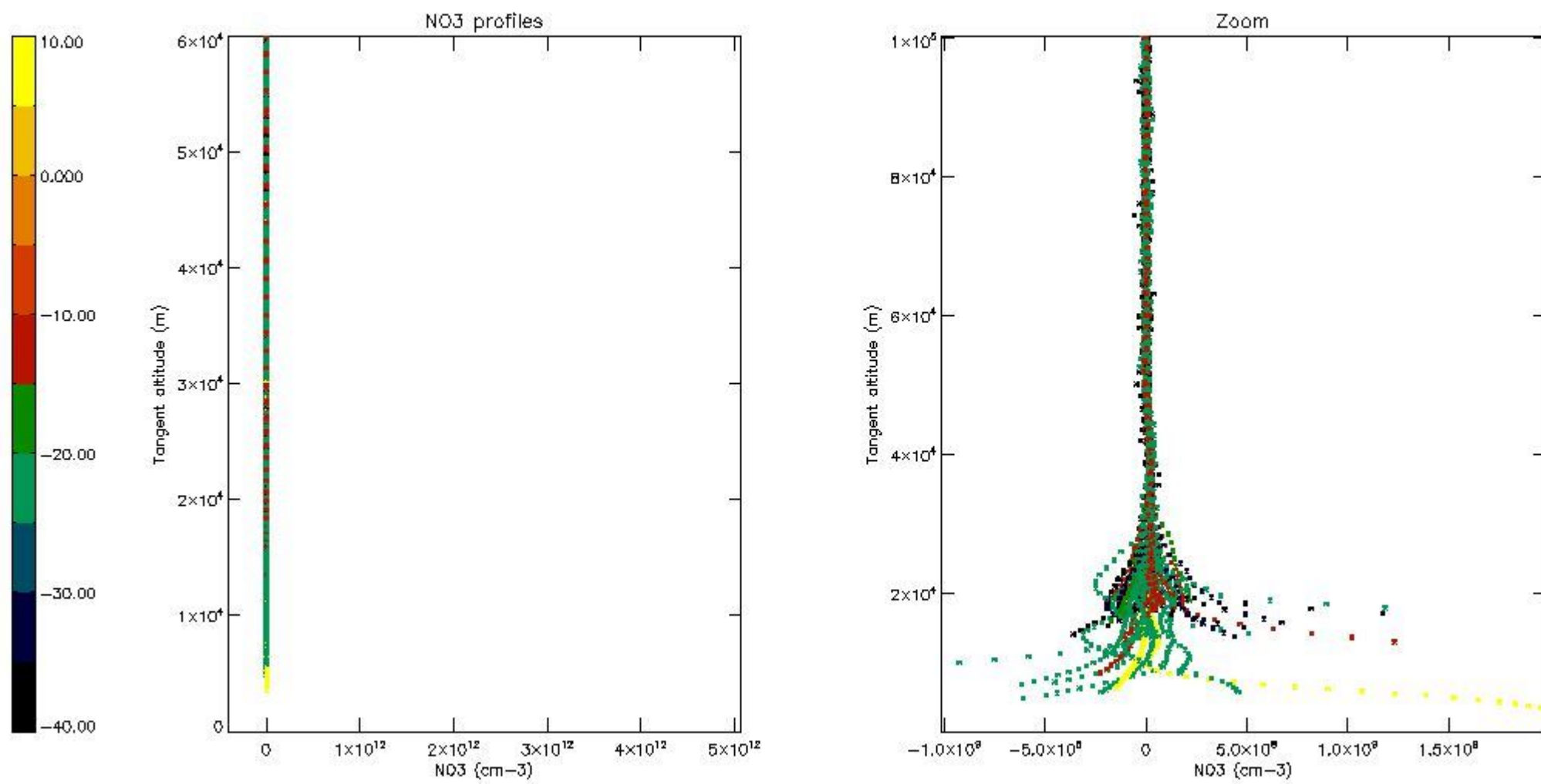
5.6 Plot NO₂ profiles for all STD (dark without errors)

The colorbar represents the latitude.



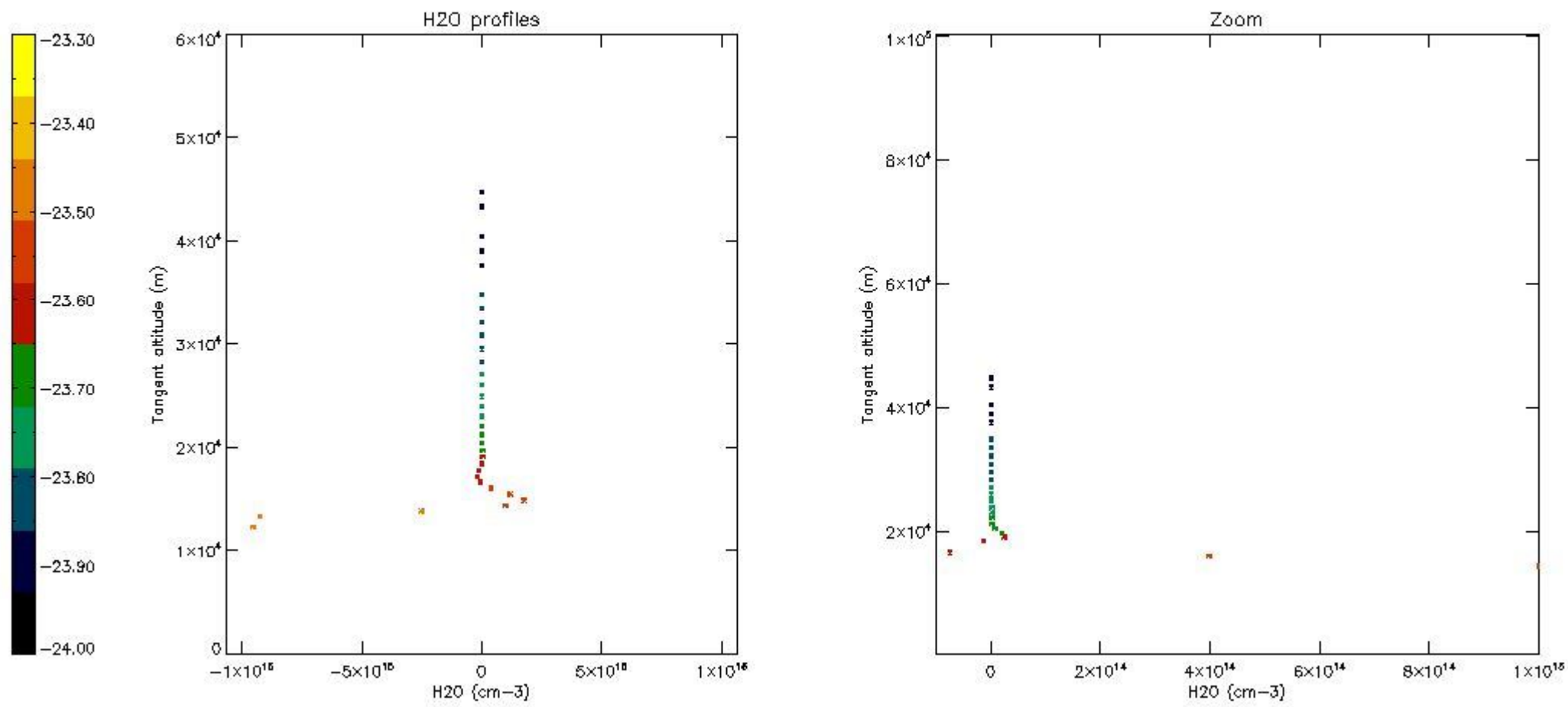
5.7 Plot NO3 profiles for all STD (dark without errors)

The colorbar represents the latitude.



5.8 Plot H2O profiles for all STD (only for occultations of stars 1,2,3,4,13,14,16,26,63 dark without errors)

The colorbar represents the latitude.



6. Auxiliary Data Files used for the production reported in section 2

The number reported in the third column indicates since which file (see list in section 2) the corresponding auxiliary file has been used. The fourth column is the date of those product files.

Type	Auxiliary Filename	Used since product	Used since product date
INST_PHYS_CHARACTERISTICS	GOM_INS_AXVIEC20091111_143220_20030716_120000_20500101_000000	1	26-OCT-2008 00:01:38
LEVEL-2_PROC_CONFIG	GOM_PR2_AXVIEC20091111_152718_20020301_000000_20500101_000000	1	26-OCT-2008 00:01:38
CROSS_SECTIONS_FILE	GOM_CRS_AXVIEC20091111_154832_20020301_000000_20500101_000000	1	26-OCT-2008 00:01:38

GOMOS Level 2 Daily Report

SUMMARY

[1. General Info](#)

[2. Summary of processed GOM_NL_2P products](#)

[3. Level 2 Quality information per product](#)

[3.1 Plot of level 2 quality information per product \(time dependant\)](#)

[3.2 Plot of level 2 quality information per product \(world map\)](#)

[4. Level 1 Quality information per product \(stored on level 2 products\)](#)

[4.1 Plot of level 1 quality information per product \(time dependant\)](#)

[4.1.1 Plot of level 1 quality information per product \(time dependant\): ASCENDING](#)

[4.1.2 Plot of level 1 quality information per product \(time dependant\): DESCENDING](#)

[4.2 Plot of level 1 quality information per product \(world map\)](#)

[4.2.1 Plot of level 1 quality information per product \(world map\): ASCENDING](#)

[4.2.2 Plot of level 1 quality information per product \(world map\): DESCENDING](#)

[5. Ozone profiles based on quality statistics and other trace gas profiles](#)

[5.1 Ozone statistics based on quality of products](#)

[5.2 Plot ozone profiles for all STD \(dark without errors\)](#)

[5.3 Plot ozone profiles where STD < 20% \(dark without errors\)](#)

[5.4. Plot ozone profiles where STD < 10% \(dark without errors\)](#)

[5.5. Plot ozone profiles where STD < 5% \(dark without errors\)](#)

[5.6 Plot NO2 profiles for all STD \(dark without errors\)](#)

[5.7 Plot NO3 profiles for all STD \(dark without errors\)](#)

[5.8 Plot H2O profiles \(only for occultations of stars 1,2,3,4,13,14,16,26,63 dark without errors\) for all STD](#)

[6. Auxiliary Data Files used for the production reported in section 2](#)

This report presents the daily analysis on parameters extracted from GOMOS level 2 data (GOM_NL__2P). It is intended to monitor some important parameters that will impact the quality of these products. A list of level 2 products (and content) that have arrived during the reporting day to the PCF is also given.

Item	Value
Time of report generation	25APR2013 21:25:15
Data source version	GOMOS/6.01
Start time of products	26-10-2008 (26OCT2008 00:00:00)
Stop time of products	27-10-2008 (27OCT2008 00:00:00)
Store outputs in DB	Yes
Nb of level 2 prods	255
Nb of prods with errors	0

2. Summary of processed GOM_NL__2P products.

Nr	Filename	UTC Start time	Limb	Duration	Star Id	Star Name	Star Mag	Star Temp	Nb Meas	Orbit	Prod. error
1	GOM_NL__2PRFIN20081026_000138_000000572073_00173_34796_7046.N1	26-OCT-2008 00:01:38	Dark	57.000	65	Lam Vel	2.2040	4400.0	114	34796	No
2	GOM_NL__2PRFIN20081026_000427_000000412073_00174_34797_7044.N1	26-OCT-2008 00:04:27	Dark	40.500	46	Del Vel	1.9540	10600.	81	34797	No
3	GOM_NL__2PRFIN20081026_000608_000000422073_00174_34797_7045.N1	26-OCT-2008 00:06:08	Dark	42.000	29	Bet Car	1.6720	10200.	84	34797	No
4	GOM_NL__2PRFIN20081026_001044_000000622073_00174_34797_7046.N1	26-OCT-2008 00:10:44	Dark	62.000	2	Alp Car	-0.73600	7000.0	124	34797	No
5	GOM_NL__2PRFIN20081026_002136_000000412073_00174_34797_7047.N1	26-OCT-2008 00:21:36	Straylight	41.000	157	The1Eri	2.9060	9300.0	82	34797	No
6	GOM_NL__2PRFIN20081026_002955_000000422073_00174_34797_7048.N1	26-OCT-2008 00:29:55	Straylight	41.500	52	16Bet Cet	2.0370	4500.0	83	34797	No
7	GOM_NL__2PRFIN20081026_003924_000000362073_00174_34797_7049.N1	26-OCT-2008 00:39:24	Bright	36.000	140	88Gam Peg	2.8340	26000.	72	34797	No
8	GOM_NL__2PRFIN20081026_004116_000000252073_00174_34797_7050.N1	26-OCT-2008 00:41:16	Tw_i_and_stray	25.000	105	6Bet Ari	2.6450	8900.0	50	34797	No
9	GOM_NL__2PRFIN20081026_004316_000000352073_00174_34797_7051.N1	26-OCT-2008 00:43:16	Bright	35.000	58	21Alp And	2.0730	11000.	70	34797	No
10	GOM_NL__2PRFIN20081026_004506_000000392073_00174_34797_7052.N1	26-OCT-2008 00:45:06	Bright	39.000	53	43Bet And	2.0480	3300.0	78	34797	No
11	GOM_NL__2PRFIN20081026_005054_000000342073_00174_34797_7053.N1	26-OCT-2008 00:50:54	Bright	34.000	68	18Alp Cas	2.2250	4500.0	68	34797	No
12	GOM_NL__2PRFIN20081026_005209_000000362073_00174_34797_7054.N1	26-OCT-2008 00:52:09	Bright	36.000	76	27Gam Cas	2.3000	30000.	72	34797	No
13	GOM_NL__2PRFIN20081026_010009_000000332073_00174_34797_7055.N1	26-OCT-2008 01:00:09	Bright	32.500	49	1Alp UMi	1.9900	6300.0	65	34797	No
14	GOM_NL__2PRFIN20081026_010822_000000382073_00174_34797_7056.N1	26-OCT-2008 01:08:22	Bright	38.000	36	50Alp UMa	1.8000	6300.0	76	34797	No
15	GOM_NL__2PRFIN20081026_010958_000000372073_00174_34797_7057.N1	26-OCT-2008 01:09:58	Bright	37.000	82	48Bet UMa	2.3650	10600.	74	34797	No
16	GOM_NL__2PRFIN20081026_011332_000000412073_00174_34797_7058.N1	26-OCT-2008 01:13:32	Bright	41.000	174	52Psi UMa	3.0040	4400.0	82	34797	No
17	GOM_NL__2PRFIN20081026_012038_000000352073_00174_34797_7059.N1	26-OCT-2008 01:20:38	Bright	34.500	96	68Del Leo	2.5600	9300.0	69	34797	No
18	GOM_NL__2PRFIN20081026_014018_000000432073_00174_34797_7060.N1	26-OCT-2008 01:40:18	Dark	42.500	113	Mu Vel	2.6920	5000.0	85	34797	No
19	GOM_NL__2PRFIN20081026_014215_000000472073_00174_34797_7061.N1	26-OCT-2008 01:42:15	Dark	46.500	65	Lam Vel	2.2040	4400.0	93	34797	No
20	GOM_NL__2PRFIN20081026_014504_000000432073_00175_34798_7060.N1	26-OCT-2008 01:45:04	Dark	43.000	46	Del Vel	1.9540	10600.	86	34798	No
21	GOM_NL__2PRFIN20081026_014644_000000392073_00175_34798_7061.N1	26-OCT-2008 01:46:44	Dark	39.000	29	Bet Car	1.6720	10200.	78	34798	No
22	GOM_NL__2PRFIN20081026_015121_000000482073_00175_34798_7062.N1	26-OCT-2008 01:51:21	Dark	48.000	2	Alp Car	-0.73600	7000.0	96	34798	No
23	GOM_NL__2PRFIN20081026_020212_000000432073_00175_34798_7063.N1	26-OCT-2008 02:02:12	Straylight	43.000	157	The1Eri	2.9060	9300.0	86	34798	No
24	GOM_NL__2PRFIN20081026_021031_000000422073_00175_34798_7064.N1	26-OCT-2008 02:10:31	Straylight	41.500	52	16Bet Cet	2.0370	4500.0	83	34798	No
25	GOM_NL__2PRFIN20081026_022000_000000342073_00175_34798_7065.N1	26-OCT-2008 02:20:00	Bright	34.000	140	88Gam Peg	2.8340	26000.	68	34798	No
26	GOM_NL__2PRFIN20081026_022151_000000342073_00175_34798_7066.N1	26-OCT-2008 02:21:51	Bright	34.000	105	6Bet Ari	2.6450	8900.0	68	34798	No
27	GOM_NL__2PRFIN20081026_022352_000000352073_00175_34798_7067.N1	26-OCT-2008 02:23:52	Bright	35.000	58	21Alp And	2.0730	11000.	70	34798	No
28	GOM_NL__2PRFIN20081026_022541_000000402073_00175_34798_7068.N1	26-OCT-2008 02:25:41	Bright	39.500	53	43Bet And	2.0480	3300.0	79	34798	No
29	GOM_NL__2PRFIN20081026_023129_000000362073_00175_34798_7069.N1	26-OCT-2008 02:31:29	Bright	35.500	68	18Alp Cas	2.2250	4500.0	71	34798	No
30	GOM_NL__2PRFIN20081026_023245_000000352073_00175_34798_7070.N1	26-OCT-2008 02:32:45	Bright	34.500	76	27Gam Cas	2.3000	30000.	69	34798	No
31	GOM_NL__2PRFIN20081026_024045_000000322073_00175_34798_7071.N1	26-OCT-2008 02:40:45	Bright	32.000	49	1Alp UMi	1.9900	6300.0	64	34798	No
32	GOM_NL__2PRFIN20081026_024858_000000392073_00175_34798_7072.N1	26-OCT-2008 02:48:58	Bright	39.000	36	50Alp UMa	1.8000	6300.0	78	34798	No
33	GOM_NL__2PRFIN20081026_025034_000000402073_00175_34798_7073.N1	26-OCT-2008 02:50:34	Bright	40.000	82	48Bet UMa	2.3650	10600.	80	34798	No
34	GOM_NL__2PRFIN20081026_025408_000000362073_00175_34798_7074.N1	26-OCT-2008 02:54:08	Bright	35.500	174	52Psi UMa	3.0040	4400.0	71	34798	No
35	GOM_NL__2PRFIN20081026_030114_000000362073_00175_34798_7075.N1	26-OCT-2008 03:01:14	Bright	36.000	96	68Del Leo	2.5600	9300.0	72	34798	No
36	GOM_NL__2PRFIN20081026_032054_000000392073_00175_34798_7076.N1	26-OCT-2008 03:20:54	Dark	38.500	113	Mu Vel	2.6920	5000.0	77	34798	No
37	GOM_NL__2PRFIN20081026_032251_000000492073_00175_34798_7077.N1	26-OCT-2008 03:22:51	Dark	49.000	65	Lam Vel	2.2040	4400.0	98	34798	No
38	GOM_NL__2PRFIN20081026_032540_000000412073_00176_34799_7074.N1	26-OCT-2008 03:25:40	Dark	41.000	46	Del Vel	1.9540	10600.	82	34799	No
39	GOM_NL__2PRFIN20081026_032720_000000382073_00176_34799_7075.N1	26-OCT-2008 03:27:20	Dark	37.500	29	Bet Car	1.6720	10200.	75	34799	No
40	GOM_NL__2PRFIN20081026_033157_000000492073_00176_34799_7076.N1	26-OCT-2008 03:31:57	Dark	48.500	2	Alp Car	-0.73600	7000.0	97	34799	No
41	GOM_NL__2PRFIN20081026_034249_000000422073_00176_34799_7077.N1	26-OCT-2008 03:42:49	Straylight	41.500	157	The1Eri	2.9060	9300.0	83	34799	No
42	GOM_NL__2PRFIN20081026_035107_000000412073_00176_34799_7078.N1	26-OCT-2008 03:51:07	Straylight	41.000	52	16Bet Cet	2.0370	4500.0	82	34799	No

43	GOM_NL__2PRFIN20081026_040036_000000362073_00176_34799_7079.N1	26-OCT-2008 04:00:36	Bright	35.500	140	88Gam Peg	2.8340	26000.	71	34799	No
44	GOM_NL__2PRFIN20081026_040227_000000342073_00176_34799_7080.N1	26-OCT-2008 04:02:27	Bright	34.000	105	6Bet Ari	2.6450	8900.0	68	34799	No
45	GOM_NL__2PRFIN20081026_040429_000000362073_00176_34799_7081.N1	26-OCT-2008 04:04:29	Bright	36.000	58	21Alp And	2.0730	11000.	72	34799	No
46	GOM_NL__2PRFIN20081026_040617_000000392073_00176_34799_7082.N1	26-OCT-2008 04:06:17	Bright	39.000	53	43Bet And	2.0480	3300.0	78	34799	No
47	GOM_NL__2PRFIN20081026_041205_000000352073_00176_34799_7083.N1	26-OCT-2008 04:12:05	Bright	34.500	68	18Alp Cas	2.2250	4500.0	69	34799	No
48	GOM_NL__2PRFIN20081026_041321_000000362073_00176_34799_7084.N1	26-OCT-2008 04:13:21	Bright	36.000	76	27Gam Cas	2.3000	30000.	72	34799	No
49	GOM_NL__2PRFIN20081026_042121_000000362073_00176_34799_7085.N1	26-OCT-2008 04:21:21	Bright	35.500	49	1Alp UMi	1.9900	6300.0	71	34799	No
50	GOM_NL__2PRFIN20081026_042934_000000382073_00176_34799_7086.N1	26-OCT-2008 04:29:34	Bright	37.500	36	50Alp UMa	1.8000	6300.0	75	34799	No
51	GOM_NL__2PRFIN20081026_043110_000000352073_00176_34799_7087.N1	26-OCT-2008 04:31:10	Bright	35.000	82	48Bet UMa	2.3650	10600.	70	34799	No
52	GOM_NL__2PRFIN20081026_043444_000000372073_00176_34799_7088.N1	26-OCT-2008 04:34:44	Bright	37.000	174	52Psi UMa	3.0040	4400.0	74	34799	No
53	GOM_NL__2PRFIN20081026_044150_000000362073_00176_34799_7089.N1	26-OCT-2008 04:41:50	Bright	35.500	96	68Del Leo	2.5600	9300.0	71	34799	No
54	GOM_NL__2PRFIN20081026_050131_000000402073_00176_34799_7090.N1	26-OCT-2008 05:01:31	Dark	39.500	113	Mu Vel	2.6920	5000.0	79	34799	No
55	GOM_NL__2PRFIN20081026_050328_000000562073_00176_34799_7091.N1	26-OCT-2008 05:03:28	Dark	55.500	65	Lam Vel	2.2040	4400.0	111	34799	No
56	GOM_NL__2PRFIN20081026_050617_000000402073_00177_34800_7084.N1	26-OCT-2008 05:06:17	Dark	39.500	46	Del Vel	1.9540	10600.	79	34800	No
57	GOM_NL__2PRFIN20081026_050756_000000382073_00177_34800_7085.N1	26-OCT-2008 05:07:56	Dark	37.500	29	Bet Car	1.6720	10200.	75	34800	No
58	GOM_NL__2PRFIN20081026_051234_000000562073_00177_34800_7086.N1	26-OCT-2008 05:12:34	Dark	55.500	2	Alp Car	-0.73600	7000.0	111	34800	No
59	GOM_NL__2PRFIN20081026_052325_000000402073_00177_34800_7087.N1	26-OCT-2008 05:23:25	Straylight	40.000	157	The1Eri	2.9060	9300.0	80	34800	No
60	GOM_NL__2PRFIN20081026_053143_000000422073_00177_34800_7088.N1	26-OCT-2008 05:31:43	Straylight	41.500	52	16Bet Cet	2.0370	4500.0	83	34800	No
61	GOM_NL__2PRFIN20081026_054112_000000352073_00177_34800_7089.N1	26-OCT-2008 05:41:12	Bright	35.000	140	88Gam Peg	2.8340	26000.	70	34800	No
62	GOM_NL__2PRFIN20081026_054303_000000412073_00177_34800_7090.N1	26-OCT-2008 05:43:03	Bright	40.500	105	6Bet Ari	2.6450	8900.0	81	34800	No
63	GOM_NL__2PRFIN20081026_054505_000000352073_00177_34800_7091.N1	26-OCT-2008 05:45:05	Bright	34.500	58	21Alp And	2.0730	11000.	69	34800	No
64	GOM_NL__2PRFIN20081026_054653_000000392073_00177_34800_7092.N1	26-OCT-2008 05:46:53	Bright	39.000	53	43Bet And	2.0480	3300.0	78	34800	No
65	GOM_NL__2PRFIN20081026_055241_000000372073_00177_34800_7093.N1	26-OCT-2008 05:52:41	Bright	37.000	68	18Alp Cas	2.2250	4500.0	74	34800	No
66	GOM_NL__2PRFIN20081026_055356_000000362073_00177_34800_7094.N1	26-OCT-2008 05:53:56	Bright	36.000	76	27Gam Cas	2.3000	30000.	72	34800	No
67	GOM_NL__2PRFIN20081026_060157_000000362073_00177_34800_7095.N1	26-OCT-2008 06:01:57	Bright	36.000	49	1Alp UMi	1.9900	6300.0	72	34800	No
68	GOM_NL__2PRFIN20081026_061010_000000382073_00177_34800_7096.N1	26-OCT-2008 06:10:10	Bright	38.000	36	50Alp UMa	1.8000	6300.0	76	34800	No
69	GOM_NL__2PRFIN20081026_061145_000000382073_00177_34800_7097.N1	26-OCT-2008 06:11:45	Bright	37.500	82	48Bet UMa	2.3650	10600.	75	34800	No
70	GOM_NL__2PRFIN20081026_061520_000000352073_00177_34800_7098.N1	26-OCT-2008 06:15:20	Bright	35.000	174	52Psi UMa	3.0040	4400.0	70	34800	No
71	GOM_NL__2PRFIN20081026_062227_000000362073_00177_34800_7099.N1	26-OCT-2008 06:22:27	Bright	36.000	96	68Del Leo	2.5600	9300.0	72	34800	No
72	GOM_NL__2PRFIN20081026_064207_000000382073_00177_34800_7100.N1	26-OCT-2008 06:42:07	Dark	38.000	113	Mu Vel	2.6920	5000.0	76	34800	No
73	GOM_NL__2PRFIN20081026_064405_000000542073_00177_34800_7101.N1	26-OCT-2008 06:44:05	Dark	53.500	65	Lam Vel	2.2040	4400.0	107	34800	No
74	GOM_NL__2PRFIN20081026_064654_000000402073_00178_34801_7105.N1	26-OCT-2008 06:46:54	Dark	40.000	46	Del Vel	1.9540	10600.	80	34801	No
75	GOM_NL__2PRFIN20081026_064833_000000462073_00178_34801_7106.N1	26-OCT-2008 06:48:33	Dark	45.500	29	Bet Car	1.6720	10200.	91	34801	No
76	GOM_NL__2PRFIN20081026_065311_000000572073_00178_34801_7107.N1	26-OCT-2008 06:53:11	Dark	57.000	2	Alp Car	-0.73600	7000.0	114	34801	No
77	GOM_NL__2PRFIN20081026_070402_000000422073_00178_34801_7108.N1	26-OCT-2008 07:04:02	Straylight	42.000	157	The1Eri	2.9060	9300.0	84	34801	No
78	GOM_NL__2PRFIN20081026_071219_000000412073_00178_34801_7109.N1	26-OCT-2008 07:12:19	Straylight	40.500	52	16Bet Cet	2.0370	4500.0	81	34801	No
79	GOM_NL__2PRFIN20081026_072148_000000362073_00178_34801_7110.N1	26-OCT-2008 07:21:48	Bright	35.500	140	88Gam Peg	2.8340	26000.	71	34801	No
80	GOM_NL__2PRFIN20081026_072339_000000402073_00178_34801_7111.N1	26-OCT-2008 07:23:39	Bright	40.000	105	6Bet Ari	2.6450	8900.0	80	34801	No
81	GOM_NL__2PRFIN20081026_072541_000000362073_00178_34801_7112.N1	26-OCT-2008 07:25:41	Bright	35.500	58	21Alp And	2.0730	11000.	71	34801	No
82	GOM_NL__2PRFIN20081026_072729_000000372073_00178_34801_7113.N1	26-OCT-2008 07:27:29	Bright	36.500	53	43Bet And	2.0480	3300.0	73	34801	No
83	GOM_NL__2PRFIN20081026_073317_000000362073_00178_34801_7114.N1	26-OCT-2008 07:33:17	Bright	35.500	68	18Alp Cas	2.2250	4500.0	71	34801	No
84	GOM_NL__2PRFIN20081026_073432_000000362073_00178_34801_7115.N1	26-OCT-2008 07:34:32	Bright	35.500	76	27Gam Cas	2.3000	30000.	71	34801	No
85	GOM_NL__2PRFIN20081026_074233_000000352073_00178_34801_7116.N1	26-OCT-2008 07:42:33	Bright	35.000	49	1Alp UMi	1.9900	6300.0	70	34801	No
86	GOM_NL__2PRFIN20081026_075046_000000382073_00178_34801_7117.N1	26-OCT-2008 07:50:46	Bright	38.000	36	50Alp UMa	1.8000	6300.0	76	34801	No
87	GOM_NL__2PRFIN20081026_075222_000000372073_00178_34801_7118.N1	26-OCT-2008 07:52:22	Bright	37.000	82	48Bet UMa	2.3650	10600.	74	34801	No
88	GOM_NL__2PRFIN20081026_075556_000000382073_00178_34801_7119.N1	26-OCT-2008 07:55:56	Bright	38.000	174	52Psi UMa	3.0040	4400.0	76	34801	No
89	GOM_NL__2PRFIN20081026_080303_000000352073_00178_34801_7120.N1	26-OCT-2008 08:03:03	Bright	35.000	96	68Del Leo	2.5600	9300.0	70	34801	No
90	GOM_NL__2PRFIN20081026_082243_000000392073_00178_34801_7121.N1	26-OCT-2008 08:22:43	Dark	38.500	113	Mu Vel	2.6920	5000.0	77	34801	No
91	GOM_NL__2PRFIN20081026_082442_000000542073_00178_34801_7122.N1	26-OCT-2008 08:24:42	Dark	54.000	65	Lam Vel	2.2040	4400.0	108	34801	No
92	GOM_NL__2PRFIN20081026_082730_000000432073_00179_34802_7115.N1	26-OCT-2008 08:27:30	Dark	42.500	46	Del Vel	1.9540	10600.	85	34802	No
93	GOM_NL__2PRFIN20081026_082909_000000382073_00179_34802_7116.N1	26-OCT-2008 08:29:09	Dark	37.500	29	Bet Car	1.6720	10200.	75	34802	No
94	GOM_NL__2PRFIN20081026_083348_000000482073_00179_34802_7117.N1	26-OCT-2008 08:33:48	Dark	47.500	2	Alp Car	-0.73600	7000.0	95	34802	No
95	GOM_NL__2PRFIN20081026_084438_000000412073_00179_34802_7118.N1	26-OCT-2008 08:44:38	Straylight	41.000	157	The1Eri	2.9060	9300.0	82	34802	No
96	GOM_NL__2PRFIN20081026_085256_000000392073_00179_34802_7119.N1	26-OCT-2008 08:52:56	Straylight	39.000	52	16Bet Cet	2.0370	4500.0	78	34802	No
97	GOM_NL__2PRFIN20081026_090224_000000352073_00179_34802_7120.N1	26-OCT-2008 09:02:24	Bright	34.500	140	88Gam Peg	2.8340	26000.	69	34802	No
98	GOM_NL__2PRFIN20081026_090414_000000412073_00179_34802_7121.N1	26-OCT-2008 09:04:14	Bright	40.500	105	6Bet Ari	2.6450	8900.0	81	34802	No
99	GOM_NL__2PRFIN20081026_090617_000000342073_00179_34802_7122.N1	26-OCT-2008 09:06:17	Bright	34.000	58	21Alp And	2.0730	11000.	68	34802	No
100	GOM_NL__2PRFIN20081026_090805_000000382073_00179_34802_7123.N1	26-OCT-2008 09:08:05	Bright	37.500	53	43Bet And	2.0480	3300.0	75	34802	No
101	GOM_NL__2PRFIN20081026_091353_000000352073_00179_34802_7124.N1	26-OCT-2008 09:13:53	Bright	35.000	68	18Alp Cas	2.2250	4500.0	70	34802	No

102	GOM_NL__2PRFIN20081026_091508_000000352073_00179_34802_7125.N1	26-OCT-2008 09:15:08	Bright	35.000	76	27Gam Cas	2.3000	30000.	70	34802	No
103	GOM_NL__2PRFIN20081026_092309_000000332073_00179_34802_7126.N1	26-OCT-2008 09:23:09	Bright	32.500	49	1Alp UMi	1.9900	6300.0	65	34802	No
104	GOM_NL__2PRFIN20081026_093122_000000382073_00179_34802_7127.N1	26-OCT-2008 09:31:22	Bright	38.000	36	50Alp UMa	1.8000	6300.0	76	34802	No
105	GOM_NL__2PRFIN20081026_093241_000000352073_00179_34802_7128.N1	26-OCT-2008 09:32:41	Bright	35.000	32	77Eps UMa	1.7630	11000.	70	34802	No
106	GOM_NL__2PRFIN20081026_093632_000000362073_00179_34802_7129.N1	26-OCT-2008 09:36:32	Bright	35.500	174	52Psi UMa	3.0040	4400.0	71	34802	No
107	GOM_NL__2PRFIN20081026_094339_000000372073_00179_34802_7130.N1	26-OCT-2008 09:43:39	Bright	36.500	96	68Del Leo	2.5600	9300.0	73	34802	No
108	GOM_NL__2PRFIN20081026_100320_000000402073_00179_34802_7131.N1	26-OCT-2008 10:03:20	Dark	40.000	113	Mu Vel	2.6920	5000.0	80	34802	No
109	GOM_NL__2PRFIN20081026_100518_000000472073_00179_34802_7132.N1	26-OCT-2008 10:05:18	Dark	46.500	65	Lam Vel	2.2040	4400.0	93	34802	No
110	GOM_NL__2PRFIN20081026_100807_000000422073_00180_34803_7131.N1	26-OCT-2008 10:08:07	Dark	41.500	46	Del Vel	1.9540	10600.	83	34803	No
111	GOM_NL__2PRFIN20081026_100945_000000382073_00180_34803_7132.N1	26-OCT-2008 10:09:45	Dark	37.500	29	Bet Car	1.6720	10200.	75	34803	No
112	GOM_NL__2PRFIN20081026_101424_000000482073_00180_34803_7133.N1	26-OCT-2008 10:14:24	Dark	48.000	2	Alp Car	-0.73600	7000.0	96	34803	No
113	GOM_NL__2PRFIN20081026_102514_000000422073_00180_34803_7134.N1	26-OCT-2008 10:25:14	Straylight	42.000	157	The1Eri	2.9060	9300.0	84	34803	No
114	GOM_NL__2PRFIN20081026_103332_000000392073_00180_34803_7135.N1	26-OCT-2008 10:33:32	Straylight	38.500	52	16Bet Cet	2.0370	4500.0	77	34803	No
115	GOM_NL__2PRFIN20081026_104300_000000352073_00180_34803_7136.N1	26-OCT-2008 10:43:00	Bright	35.000	140	88Gam Peg	2.8340	26000.	70	34803	No
116	GOM_NL__2PRFIN20081026_104450_000000412073_00180_34803_7137.N1	26-OCT-2008 10:44:50	Bright	41.000	105	6Bet Ari	2.6450	8900.0	82	34803	No
117	GOM_NL__2PRFIN20081026_104653_000000362073_00180_34803_7138.N1	26-OCT-2008 10:46:53	Bright	35.500	58	21Alp And	2.0730	11000.	71	34803	No
118	GOM_NL__2PRFIN20081026_104841_000000392073_00180_34803_7139.N1	26-OCT-2008 10:48:41	Bright	38.500	53	43Bet And	2.0480	3300.0	77	34803	No
119	GOM_NL__2PRFIN20081026_105429_000000372073_00180_34803_7140.N1	26-OCT-2008 10:54:29	Bright	36.500	68	18Alp Cas	2.2250	4500.0	73	34803	No
120	GOM_NL__2PRFIN20081026_105544_000000362073_00180_34803_7141.N1	26-OCT-2008 10:55:44	Bright	36.000	76	27Gam Cas	2.3000	30000.	72	34803	No
121	GOM_NL__2PRFIN20081026_110344_000000362073_00180_34803_7142.N1	26-OCT-2008 11:03:44	Bright	36.000	49	1Alp UMi	1.9900	6300.0	72	34803	No
122	GOM_NL__2PRFIN20081026_111158_000000362073_00180_34803_7143.N1	26-OCT-2008 11:11:58	Bright	36.000	36	50Alp UMa	1.8000	6300.0	72	34803	No
123	GOM_NL__2PRFIN20081026_111317_000000372073_00180_34803_7144.N1	26-OCT-2008 11:13:17	Bright	36.500	32	77Eps UMa	1.7630	11000.	73	34803	No
124	GOM_NL__2PRFIN20081026_111708_000000482073_00180_34803_7145.N1	26-OCT-2008 11:17:08	Bright	47.500	174	52Psi UMa	3.0040	4400.0	95	34803	No
125	GOM_NL__2PRFIN20081026_112415_000000362073_00180_34803_7146.N1	26-OCT-2008 11:24:15	Bright	35.500	96	68Del Leo	2.5600	9300.0	71	34803	No
126	GOM_NL__2PRFIN20081026_114356_000000392073_00180_34803_7147.N1	26-OCT-2008 11:43:56	Dark	39.000	113	Mu Vel	2.6920	5000.0	78	34803	No
127	GOM_NL__2PRFIN20081026_114555_000000472073_00180_34803_7148.N1	26-OCT-2008 11:45:55	Dark	47.000	65	Lam Vel	2.2040	4400.0	94	34803	No
128	GOM_NL__2PRFIN20081026_115021_000000392073_00181_34804_7144.N1	26-OCT-2008 11:50:21	Dark	38.500	29	Bet Car	1.6720	10200.	77	34804	No
129	GOM_NL__2PRFIN20081026_120550_000000402073_00181_34804_7145.N1	26-OCT-2008 12:05:50	Straylight	39.500	157	The1Eri	2.9060	9300.0	79	34804	No
130	GOM_NL__2PRFIN20081026_121408_000000392073_00181_34804_7146.N1	26-OCT-2008 12:14:08	Straylight	38.500	52	16Bet Cet	2.0370	4500.0	77	34804	No
131	GOM_NL__2PRFIN20081026_122336_000000362073_00181_34804_7147.N1	26-OCT-2008 12:23:36	Bright	35.500	140	88Gam Peg	2.8340	26000.	71	34804	No
132	GOM_NL__2PRFIN20081026_122525_000000412073_00181_34804_7148.N1	26-OCT-2008 12:25:25	Bright	40.500	105	6Bet Ari	2.6450	8900.0	81	34804	No
133	GOM_NL__2PRFIN20081026_122729_000000362073_00181_34804_7149.N1	26-OCT-2008 12:27:29	Bright	35.500	58	21Alp And	2.0730	11000.	71	34804	No
134	GOM_NL__2PRFIN20081026_122916_000000392073_00181_34804_7150.N1	26-OCT-2008 12:29:16	Bright	38.500	53	43Bet And	2.0480	3300.0	77	34804	No
135	GOM_NL__2PRFIN20081026_123202_000000292073_00181_34804_7151.N1	26-OCT-2008 12:32:02	Bright	29.000	73	57Gam1And	2.2600	13100.	58	34804	No
136	GOM_NL__2PRFIN20081026_123505_000000382073_00181_34804_7152.N1	26-OCT-2008 12:35:05	Bright	38.000	68	18Alp Cas	2.2250	4500.0	76	34804	No
137	GOM_NL__2PRFIN20081026_123620_000000342073_00181_34804_7153.N1	26-OCT-2008 12:36:20	Bright	34.000	76	27Gam Cas	2.3000	30000.	68	34804	No
138	GOM_NL__2PRFIN20081026_124420_000000362073_00181_34804_7154.N1	26-OCT-2008 12:44:20	Bright	36.000	49	1Alp UMi	1.9900	6300.0	72	34804	No
139	GOM_NL__2PRFIN20081026_125233_000000342073_00181_34804_7155.N1	26-OCT-2008 12:52:33	Bright	34.000	36	50Alp UMa	1.8000	6300.0	68	34804	No
140	GOM_NL__2PRFIN20081026_125354_000000322073_00181_34804_7156.N1	26-OCT-2008 12:53:54	Bright	32.000	32	77Eps UMa	1.7630	11000.	64	34804	No
141	GOM_NL__2PRFIN20081026_125744_000000382073_00181_34804_7157.N1	26-OCT-2008 12:57:44	Bright	38.000	174	52Psi UMa	3.0040	4400.0	76	34804	No
142	GOM_NL__2PRFIN20081026_130451_000000362073_00181_34804_7158.N1	26-OCT-2008 13:04:51	Bright	35.500	96	68Del Leo	2.5600	9300.0	71	34804	No
143	GOM_NL__2PRFIN20081026_132432_000000382073_00181_34804_7159.N1	26-OCT-2008 13:24:32	Dark	38.000	113	Mu Vel	2.6920	5000.0	76	34804	No
144	GOM_NL__2PRFIN20081026_132632_000000492073_00181_34804_7160.N1	26-OCT-2008 13:26:32	Dark	49.000	65	Lam Vel	2.2040	4400.0	98	34804	No
145	GOM_NL__2PRFIN20081026_132804_000000392073_00182_34805_7155.N1	26-OCT-2008 13:28:04	Dark	39.000	91	Kap Vel	2.4900	26000.	78	34805	No
146	GOM_NL__2PRFIN20081026_133058_000000372073_00182_34805_7156.N1	26-OCT-2008 13:30:58	Dark	37.000	29	Bet Car	1.6720	10200.	74	34805	No
147	GOM_NL__2PRFIN20081026_134627_000000412073_00182_34805_7157.N1	26-OCT-2008 13:46:27	Straylight	40.500	157	The1Eri	2.9060	9300.0	81	34805	No
148	GOM_NL__2PRFIN20081026_135444_000000422073_00182_34805_7158.N1	26-OCT-2008 13:54:44	Straylight	42.000	52	16Bet Cet	2.0370	4500.0	84	34805	No
149	GOM_NL__2PRFIN20081026_140412_000000352073_00182_34805_7159.N1	26-OCT-2008 14:04:12	Bright	35.000	140	88Gam Peg	2.8340	26000.	70	34805	No
150	GOM_NL__2PRFIN20081026_140601_000000412073_00182_34805_7160.N1	26-OCT-2008 14:06:01	Bright	40.500	105	6Bet Ari	2.6450	8900.0	81	34805	No
151	GOM_NL__2PRFIN20081026_140805_000000372073_00182_34805_7161.N1	26-OCT-2008 14:08:05	Bright	36.500	58	21Alp And	2.0730	11000.	73	34805	No
152	GOM_NL__2PRFIN20081026_140952_000000362073_00182_34805_7162.N1	26-OCT-2008 14:09:52	Bright	35.500	53	43Bet And	2.0480	3300.0	71	34805	No
153	GOM_NL__2PRFIN20081026_141238_000000292073_00182_34805_7163.N1	26-OCT-2008 14:12:38	Bright	29.000	73	57Gam1And	2.2600	13100.	58	34805	No
154	GOM_NL__2PRFIN20081026_141541_000000342073_00182_34805_7164.N1	26-OCT-2008 14:15:41	Bright	34.000	68	18Alp Cas	2.2250	4500.0	68	34805	No
155	GOM_NL__2PRFIN20081026_141656_000000362073_00182_34805_7165.N1	26-OCT-2008 14:16:56	Bright	35.500	76	27Gam Cas	2.3000	30000.	71	34805	No
156	GOM_NL__2PRFIN20081026_142456_000000352073_00182_34805_7166.N1	26-OCT-2008 14:24:56	Bright	35.000	49	1Alp UMi	1.9900	6300.0	70	34805	No
157	GOM_NL__2PRFIN20081026_143309_000000392073_00182_34805_7167.N1	26-OCT-2008 14:33:09	Bright	38.500	36	50Alp UMa	1.8000	6300.0	77	34805	No
158	GOM_NL__2PRFIN20081026_143430_000000362073_00182_34805_7168.N1	26-OCT-2008 14:34:30	Bright	35.500	32	77Eps UMa	1.7630	11000.	71	34805	No
159	GOM_NL__2PRFIN20081026_143819_000000362073_00182_34805_7169.N1	26-OCT-2008 14:38:19	Bright	35.500	174	52Psi UMa	3.0040	4400.0	71	34805	No
160	GOM_NL__2PRFIN20081026_144527_000000362073_00182_34805_7170.N1	26-OCT-2008 14:45:27	Bright	36.000	96	68Del Leo	2.5600	9300.0	72	34805	No

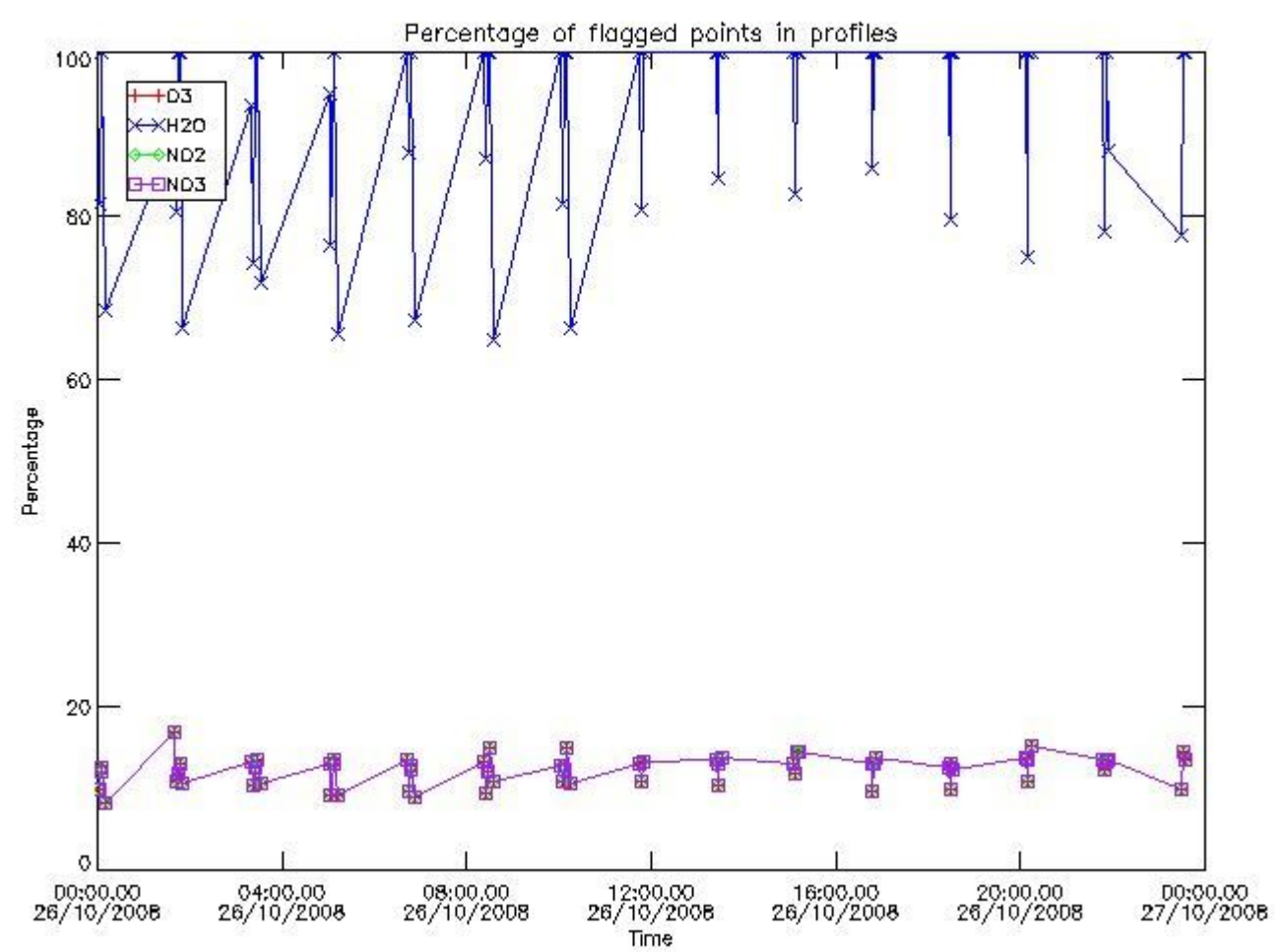
161	GOM_NL__2PRFIN20081026_150508_000000402073_00182_34805_7171.N1	26-OCT-2008 15:05:08	Dark	39.500	113	Mu Vel	2.6920	5000.0	79	34805	No
162	GOM_NL__2PRFIN20081026_150708_000000442073_00182_34805_7172.N1	26-OCT-2008 15:07:08	Dark	43.500	65	Lam Vel	2.2040	4400.0	87	34805	No
163	GOM_NL__2PRFIN20081026_150840_000000392073_00183_34806_7176.N1	26-OCT-2008 15:08:40	Dark	39.000	91	Kap Vel	2.4900	26000.	78	34806	No
164	GOM_NL__2PRFIN20081026_151134_000000392073_00183_34806_7177.N1	26-OCT-2008 15:11:34	Dark	38.500	29	Bet Car	1.6720	10200.	77	34806	No
165	GOM_NL__2PRFIN20081026_152703_000000422073_00183_34806_7178.N1	26-OCT-2008 15:27:03	Straylight	41.500	157	The1Eri	2.9060	9300.0	83	34806	No
166	GOM_NL__2PRFIN20081026_153520_000000422073_00183_34806_7179.N1	26-OCT-2008 15:35:20	Straylight	41.500	52	16Bet Cet	2.0370	4500.0	83	34806	No
167	GOM_NL__2PRFIN20081026_154449_000000352073_00183_34806_7180.N1	26-OCT-2008 15:44:49	Bright	35.000	140	88Gam Peg	2.8340	26000.	70	34806	No
168	GOM_NL__2PRFIN20081026_154637_000000402073_00183_34806_7181.N1	26-OCT-2008 15:46:37	Bright	40.000	105	6Bet Ari	2.6450	8900.0	80	34806	No
169	GOM_NL__2PRFIN20081026_154841_000000352073_00183_34806_7182.N1	26-OCT-2008 15:48:41	Bright	35.000	58	21Alp And	2.0730	11000.	70	34806	No
170	GOM_NL__2PRFIN20081026_155028_000000382073_00183_34806_7183.N1	26-OCT-2008 15:50:28	Bright	37.500	53	43Bet And	2.0480	3300.0	75	34806	No
171	GOM_NL__2PRFIN20081026_155313_000000362073_00183_34806_7184.N1	26-OCT-2008 15:53:13	Bright	36.000	73	57Gam1And	2.2600	13100.	72	34806	No
172	GOM_NL__2PRFIN20081026_155616_000000372073_00183_34806_7185.N1	26-OCT-2008 15:56:16	Bright	36.500	68	18Alp Cas	2.2250	4500.0	73	34806	No
173	GOM_NL__2PRFIN20081026_155731_000000362073_00183_34806_7186.N1	26-OCT-2008 15:57:31	Bright	36.000	76	27Gam Cas	2.3000	30000.	72	34806	No
174	GOM_NL__2PRFIN20081026_160532_000000362073_00183_34806_7187.N1	26-OCT-2008 16:05:32	Bright	35.500	49	1Alp UMi	1.9900	6300.0	71	34806	No
175	GOM_NL__2PRFIN20081026_161345_000000392073_00183_34806_7188.N1	26-OCT-2008 16:13:45	Bright	39.000	36	50Alp UMa	1.8000	6300.0	78	34806	No
176	GOM_NL__2PRFIN20081026_161506_000000352073_00183_34806_7189.N1	26-OCT-2008 16:15:06	Bright	34.500	32	77Eps UMa	1.7630	11000.	69	34806	No
177	GOM_NL__2PRFIN20081026_161855_000000372073_00183_34806_7190.N1	26-OCT-2008 16:18:55	Bright	36.500	174	52Psi UMa	3.0040	4400.0	73	34806	No
178	GOM_NL__2PRFIN20081026_162603_000000362073_00183_34806_7191.N1	26-OCT-2008 16:26:03	Bright	36.000	96	68Del Leo	2.5600	9300.0	72	34806	No
179	GOM_NL__2PRFIN20081026_164545_000000392073_00183_34806_7192.N1	26-OCT-2008 16:45:45	Dark	39.000	113	Mu Vel	2.6920	5000.0	78	34806	No
180	GOM_NL__2PRFIN20081026_164745_000000532073_00183_34806_7193.N1	26-OCT-2008 16:47:45	Dark	53.000	65	Lam Vel	2.2040	4400.0	106	34806	No
181	GOM_NL__2PRFIN20081026_164917_000000392073_00184_34807_7190.N1	26-OCT-2008 16:49:17	Dark	39.000	91	Kap Vel	2.4900	26000.	78	34807	No
182	GOM_NL__2PRFIN20081026_165210_000000372073_00184_34807_7191.N1	26-OCT-2008 16:52:10	Dark	37.000	29	Bet Car	1.6720	10200.	74	34807	No
183	GOM_NL__2PRFIN20081026_170739_000000422073_00184_34807_7192.N1	26-OCT-2008 17:07:39	Straylight	42.000	157	The1Eri	2.9060	9300.0	84	34807	No
184	GOM_NL__2PRFIN20081026_171556_000000402073_00184_34807_7193.N1	26-OCT-2008 17:15:56	Straylight	39.500	52	16Bet Cet	2.0370	4500.0	79	34807	No
185	GOM_NL__2PRFIN20081026_172525_000000352073_00184_34807_7194.N1	26-OCT-2008 17:25:25	Bright	34.500	140	88Gam Peg	2.8340	26000.	69	34807	No
186	GOM_NL__2PRFIN20081026_172712_000000412073_00184_34807_7195.N1	26-OCT-2008 17:27:12	Bright	40.500	105	6Bet Ari	2.6450	8900.0	81	34807	No
187	GOM_NL__2PRFIN20081026_172917_000000362073_00184_34807_7196.N1	26-OCT-2008 17:29:17	Bright	35.500	58	21Alp And	2.0730	11000.	71	34807	No
188	GOM_NL__2PRFIN20081026_173104_000000372073_00184_34807_7197.N1	26-OCT-2008 17:31:04	Bright	37.000	53	43Bet And	2.0480	3300.0	74	34807	No
189	GOM_NL__2PRFIN20081026_173349_000000362073_00184_34807_7198.N1	26-OCT-2008 17:33:49	Bright	36.000	73	57Gam1And	2.2600	13100.	72	34807	No
190	GOM_NL__2PRFIN20081026_173652_000000372073_00184_34807_7199.N1	26-OCT-2008 17:36:52	Bright	37.000	68	18Alp Cas	2.2250	4500.0	74	34807	No
191	GOM_NL__2PRFIN20081026_173807_000000372073_00184_34807_7200.N1	26-OCT-2008 17:38:07	Bright	37.000	76	27Gam Cas	2.3000	30000.	74	34807	No
192	GOM_NL__2PRFIN20081026_174608_000000372073_00184_34807_7201.N1	26-OCT-2008 17:46:08	Bright	36.500	49	1Alp UMi	1.9900	6300.0	73	34807	No
193	GOM_NL__2PRFIN20081026_175421_000000392073_00184_34807_7202.N1	26-OCT-2008 17:54:21	Bright	38.500	36	50Alp UMa	1.8000	6300.0	77	34807	No
194	GOM_NL__2PRFIN20081026_175542_000000332073_00184_34807_7203.N1	26-OCT-2008 17:55:42	Bright	32.500	32	77Eps UMa	1.7630	11000.	65	34807	No
195	GOM_NL__2PRFIN20081026_175932_000000352073_00184_34807_7204.N1	26-OCT-2008 17:59:32	Bright	35.000	174	52Psi UMa	3.0040	4400.0	70	34807	No
196	GOM_NL__2PRFIN20081026_180640_000000372073_00184_34807_7205.N1	26-OCT-2008 18:06:40	Bright	36.500	96	68Del Leo	2.5600	9300.0	73	34807	No
197	GOM_NL__2PRFIN20081026_182621_000000412073_00184_34807_7206.N1	26-OCT-2008 18:26:21	Dark	41.000	113	Mu Vel	2.6920	5000.0	82	34807	No
198	GOM_NL__2PRFIN20081026_182822_000000522073_00184_34807_7207.N1	26-OCT-2008 18:28:22	Dark	52.000	65	Lam Vel	2.2040	4400.0	104	34807	No
199	GOM_NL__2PRFIN20081026_182953_000000402073_00185_34808_7204.N1	26-OCT-2008 18:29:53	Dark	39.500	91	Kap Vel	2.4900	26000.	79	34808	No
200	GOM_NL__2PRFIN20081026_183246_000000422073_00185_34808_7205.N1	26-OCT-2008 18:32:46	Dark	41.500	29	Bet Car	1.6720	10200.	83	34808	No
201	GOM_NL__2PRFIN20081026_184816_000000412073_00185_34808_7206.N1	26-OCT-2008 18:48:16	Straylight	41.000	157	The1Eri	2.9060	9300.0	82	34808	No
202	GOM_NL__2PRFIN20081026_185632_000000412073_00185_34808_7207.N1	26-OCT-2008 18:56:32	Straylight	40.500	52	16Bet Cet	2.0370	4500.0	81	34808	No
203	GOM_NL__2PRFIN20081026_190601_000000352073_00185_34808_7208.N1	26-OCT-2008 19:06:01	Bright	35.000	140	88Gam Peg	2.8340	26000.	70	34808	No
204	GOM_NL__2PRFIN20081026_190748_000000402073_00185_34808_7209.N1	26-OCT-2008 19:07:48	Bright	40.000	105	6Bet Ari	2.6450	8900.0	80	34808	No
205	GOM_NL__2PRFIN20081026_190953_000000352073_00185_34808_7210.N1	26-OCT-2008 19:09:53	Bright	35.000	58	21Alp And	2.0730	11000.	70	34808	No
206	GOM_NL__2PRFIN20081026_191140_000000362073_00185_34808_7211.N1	26-OCT-2008 19:11:40	Bright	35.500	53	43Bet And	2.0480	3300.0	71	34808	No
207	GOM_NL__2PRFIN20081026_191424_000000392073_00185_34808_7212.N1	26-OCT-2008 19:14:24	Bright	38.500	73	57Gam1And	2.2600	13100.	77	34808	No
208	GOM_NL__2PRFIN20081026_191728_000000372073_00185_34808_7213.N1	26-OCT-2008 19:17:28	Bright	37.000	68	18Alp Cas	2.2250	4500.0	74	34808	No
209	GOM_NL__2PRFIN20081026_191843_000000372073_00185_34808_7214.N1	26-OCT-2008 19:18:43	Bright	37.000	76	27Gam Cas	2.3000	30000.	74	34808	No
210	GOM_NL__2PRFIN20081026_192644_000000372073_00185_34808_7215.N1	26-OCT-2008 19:26:44	Bright	36.500	49	1Alp UMi	1.9900	6300.0	73	34808	No
211	GOM_NL__2PRFIN20081026_193457_000000352073_00185_34808_7216.N1	26-OCT-2008 19:34:57	Bright	34.500	36	50Alp UMa	1.8000	6300.0	69	34808	No
212	GOM_NL__2PRFIN20081026_193618_000000332073_00185_34808_7217.N1	26-OCT-2008 19:36:18	Bright	32.500	32	77Eps UMa	1.7630	11000.	65	34808	No
213	GOM_NL__2PRFIN20081026_194008_000000372073_00185_34808_7218.N1	26-OCT-2008 19:40:08	Bright	36.500	174	52Psi UMa	3.0040	4400.0	73	34808	No
214	GOM_NL__2PRFIN20081026_194716_000000362073_00185_34808_7219.N1	26-OCT-2008 19:47:16	Bright	36.000	96	68Del Leo	2.5600	9300.0	72	34808	No
215	GOM_NL__2PRFIN20081026_200657_000000372073_00185_34808_7220.N1	26-OCT-2008 20:06:57	Dark	37.000	113	Mu Vel	2.6920	5000.0	74	34808	No
216	GOM_NL__2PRFIN20081026_200858_000000472073_00185_34808_7221.N1	26-OCT-2008 20:08:58	Dark	46.500	65	Lam Vel	2.2040	4400.0	93	34808	No
217	GOM_NL__2PRFIN20081026_201030_000000382073_00186_34809_7218.N1	26-OCT-2008 20:10:30	Dark	38.000	91	Kap Vel	2.4900	26000.	76	34809	No
218	GOM_NL__2PRFIN20081026_201323_000000372073_00186_34809_7219.N1	26-OCT-2008 20:13:23	Dark	37.000	29	Bet Car	1.6720	10200.	74	34809	No
219	GOM_NL__2PRFIN20081026_202852_000000432073_00186_34809_7220.N1	26-OCT-2008 20:28:52	Straylight	43.000	157	The1Eri	2.9060	9300.0	86	34809	No

220	GOM_NL__2PRFIN20081026_203708_000000432073_00186_34809_7221.N1	26-OCT-2008 20:37:08	Straylight	42.500	52	16Bet Cet	2.0370	4500.0	85	34809	No
221	GOM_NL__2PRFIN20081026_204637_000000352073_00186_34809_7222.N1	26-OCT-2008 20:46:37	Bright	35.000	140	88Gam Peg	2.8340	26000.	70	34809	No
222	GOM_NL__2PRFIN20081026_204824_000000402073_00186_34809_7223.N1	26-OCT-2008 20:48:24	Bright	39.500	105	6Bet Ari	2.6450	8900.0	79	34809	No
223	GOM_NL__2PRFIN20081026_205029_000000362073_00186_34809_7224.N1	26-OCT-2008 20:50:29	Bright	36.000	58	21Alp And	2.0730	11000.	72	34809	No
224	GOM_NL__2PRFIN20081026_205216_000000392073_00186_34809_7225.N1	26-OCT-2008 20:52:16	Bright	38.500	53	43Bet And	2.0480	3300.0	77	34809	No
225	GOM_NL__2PRFIN20081026_205500_000000422073_00186_34809_7226.N1	26-OCT-2008 20:55:00	Bright	42.000	73	57Gam1And	2.2600	13100.	84	34809	No
226	GOM_NL__2PRFIN20081026_205804_000000372073_00186_34809_7227.N1	26-OCT-2008 20:58:04	Bright	36.500	68	18Alp Cas	2.2250	4500.0	73	34809	No
227	GOM_NL__2PRFIN20081026_205919_000000342073_00186_34809_7228.N1	26-OCT-2008 20:59:19	Bright	34.000	76	27Gam Cas	2.3000	30000.	68	34809	No
228	GOM_NL__2PRFIN20081026_210720_000000372073_00186_34809_7229.N1	26-OCT-2008 21:07:20	Bright	36.500	49	1Alp UMi	1.9900	6300.0	73	34809	No
229	GOM_NL__2PRFIN20081026_211533_000000352073_00186_34809_7230.N1	26-OCT-2008 21:15:33	Bright	34.500	36	50Alp UMa	1.8000	6300.0	69	34809	No
230	GOM_NL__2PRFIN20081026_211654_000000372073_00186_34809_7231.N1	26-OCT-2008 21:16:54	Bright	36.500	32	77Eps UMa	1.7630	11000.	73	34809	No
231	GOM_NL__2PRFIN20081026_212043_000000372073_00186_34809_7232.N1	26-OCT-2008 21:20:43	Bright	36.500	174	52Psi UMa	3.0040	4400.0	73	34809	No
232	GOM_NL__2PRFIN20081026_212752_000000352073_00186_34809_7233.N1	26-OCT-2008 21:27:52	Bright	35.000	96	68Del Leo	2.5600	9300.0	70	34809	No
233	GOM_NL__2PRFIN20081026_214734_000000382073_00186_34809_7234.N1	26-OCT-2008 21:47:34	Dark	37.500	113	Mu Vel	2.6920	5000.0	75	34809	No
234	GOM_NL__2PRFIN20081026_214935_000000422073_00186_34809_7235.N1	26-OCT-2008 21:49:35	Dark	41.500	65	Lam Vel	2.2040	4400.0	83	34809	No
235	GOM_NL__2PRFIN20081026_215106_000000392073_00187_34810_7229.N1	26-OCT-2008 21:51:06	Dark	38.500	91	Kap Vel	2.4900	26000.	77	34810	No
236	GOM_NL__2PRFIN20081026_215359_000000382073_00187_34810_7230.N1	26-OCT-2008 21:53:59	Dark	37.500	29	Bet Car	1.6720	10200.	75	34810	No
237	GOM_NL__2PRFIN20081026_220928_000000422073_00187_34810_7231.N1	26-OCT-2008 22:09:28	Straylight	41.500	157	The1Eri	2.9060	9300.0	83	34810	No
238	GOM_NL__2PRFIN20081026_221744_000000422073_00187_34810_7232.N1	26-OCT-2008 22:17:44	Straylight	42.000	52	16Bet Cet	2.0370	4500.0	84	34810	No
239	GOM_NL__2PRFIN20081026_222713_000000352073_00187_34810_7233.N1	26-OCT-2008 22:27:13	Bright	34.500	140	88Gam Peg	2.8340	26000.	69	34810	No
240	GOM_NL__2PRFIN20081026_222859_000000402073_00187_34810_7234.N1	26-OCT-2008 22:28:59	Bright	39.500	105	6Bet Ari	2.6450	8900.0	79	34810	No
241	GOM_NL__2PRFIN20081026_223105_000000362073_00187_34810_7235.N1	26-OCT-2008 22:31:05	Bright	35.500	58	21Alp And	2.0730	11000.	71	34810	No
242	GOM_NL__2PRFIN20081026_223251_000000362073_00187_34810_7236.N1	26-OCT-2008 22:32:51	Bright	35.500	53	43Bet And	2.0480	3300.0	71	34810	No
243	GOM_NL__2PRFIN20081026_223535_000000372073_00187_34810_7237.N1	26-OCT-2008 22:35:35	Bright	37.000	73	57Gam1And	2.2600	13100.	74	34810	No
244	GOM_NL__2PRFIN20081026_223840_000000372073_00187_34810_7238.N1	26-OCT-2008 22:38:40	Bright	37.000	68	18Alp Cas	2.2250	4500.0	74	34810	No
245	GOM_NL__2PRFIN20081026_223955_000000362073_00187_34810_7239.N1	26-OCT-2008 22:39:55	Bright	36.000	76	27Gam Cas	2.3000	30000.	72	34810	No
246	GOM_NL__2PRFIN20081026_224756_000000362073_00187_34810_7240.N1	26-OCT-2008 22:47:56	Bright	35.500	49	1Alp UMi	1.9900	6300.0	71	34810	No
247	GOM_NL__2PRFIN20081026_225609_000000372073_00187_34810_7241.N1	26-OCT-2008 22:56:09	Bright	37.000	36	50Alp UMa	1.8000	6300.0	74	34810	No
248	GOM_NL__2PRFIN20081026_225730_000000522073_00187_34810_7242.N1	26-OCT-2008 22:57:30	Bright	52.000	32	77Eps UMa	1.7630	11000.	104	34810	No
249	GOM_NL__2PRFIN20081026_230119_000000362073_00187_34810_7243.N1	26-OCT-2008 23:01:19	Bright	36.000	174	52Psi UMa	3.0040	4400.0	72	34810	No
250	GOM_NL__2PRFIN20081026_230828_000000362073_00187_34810_7244.N1	26-OCT-2008 23:08:28	Bright	35.500	96	68Del Leo	2.5600	9300.0	71	34810	No
251	GOM_NL__2PRFIN20081026_233012_000000562073_00187_34810_7245.N1	26-OCT-2008 23:30:12	Dark	56.000	65	Lam Vel	2.2040	4400.0	112	34810	No
252	GOM_NL__2PRFIN20081026_233143_000000392073_00188_34811_7254.N1	26-OCT-2008 23:31:43	Dark	39.000	91	Kap Vel	2.4900	26000.	78	34811	No
253	GOM_NL__2PRFIN20081026_233435_000000382073_00188_34811_7255.N1	26-OCT-2008 23:34:35	Dark	38.000	29	Bet Car	1.6720	10200.	76	34811	No
254	GOM_NL__2PRFIN20081026_235004_000000412073_00188_34811_7256.N1	26-OCT-2008 23:50:04	Straylight	40.500	157	The1Eri	2.9060	9300.0	81	34811	No
255	GOM_NL__2PRFIN20081026_235820_000000402073_00188_34811_7257.N1	26-OCT-2008 23:58:20	Straylight	39.500	52	16Bet Cet	2.0370	4500.0	79	34811	No

3. Quality information per product

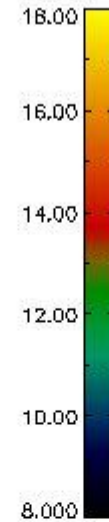
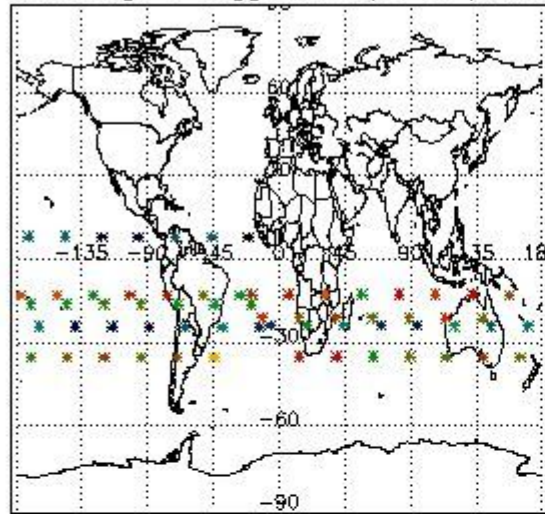
In this section it is plotted some information contained in the Quality Summary data set of the level 2 products. Only products in dark limb conditions and without errors (error flag in the MPH set to "0") are used.

3.1 Plot quality information per product (time dependant)

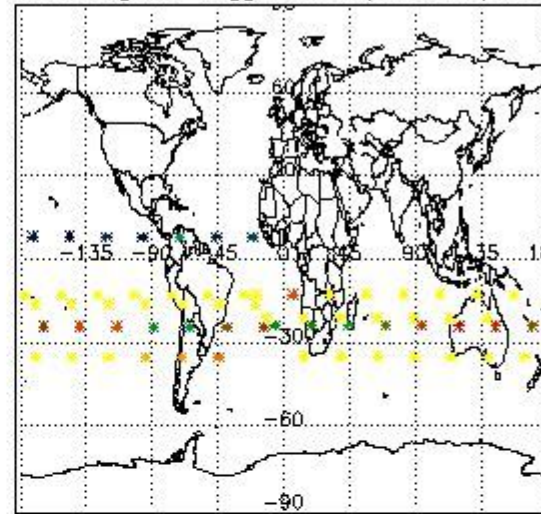


3.2 Plot quality information per product (world map)

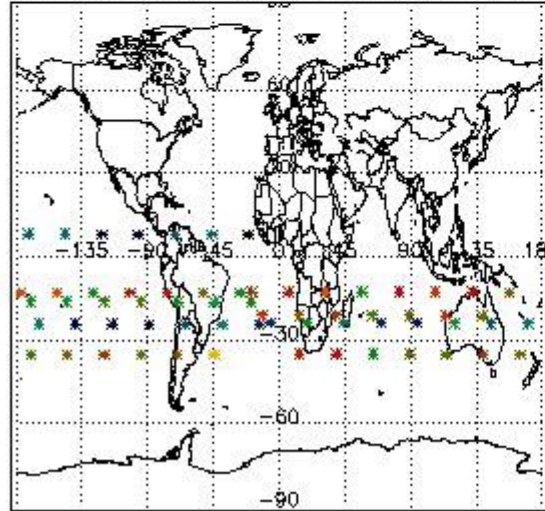
Percentage of flagged data per O3 profile



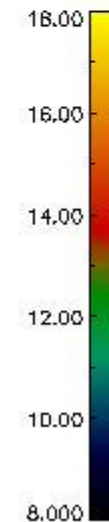
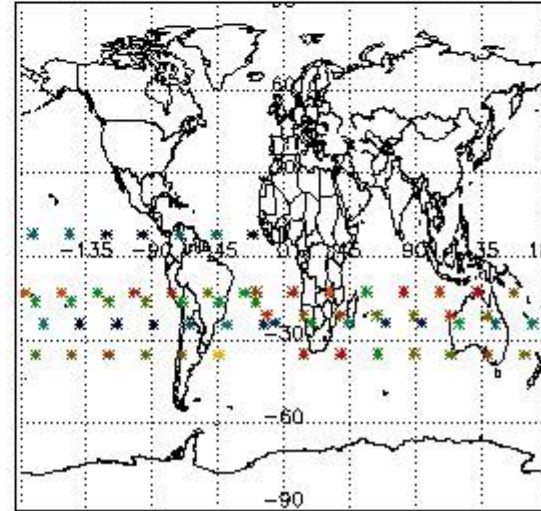
Percentage of flagged data per H2O profile



Percentage of flagged data per NO2 profile



Percentage of flagged data per NO3 profile

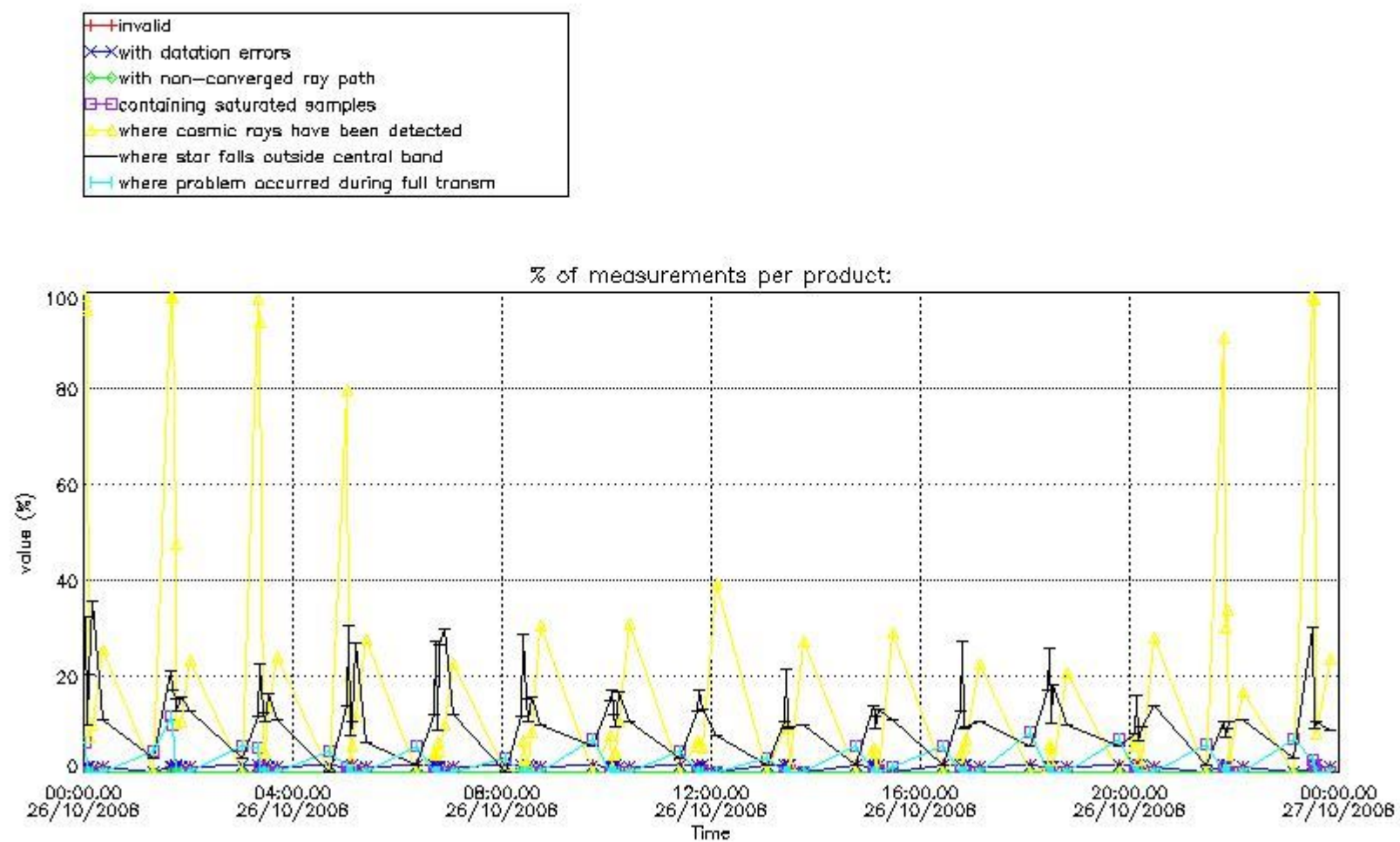


4. Level 1 quality information per product

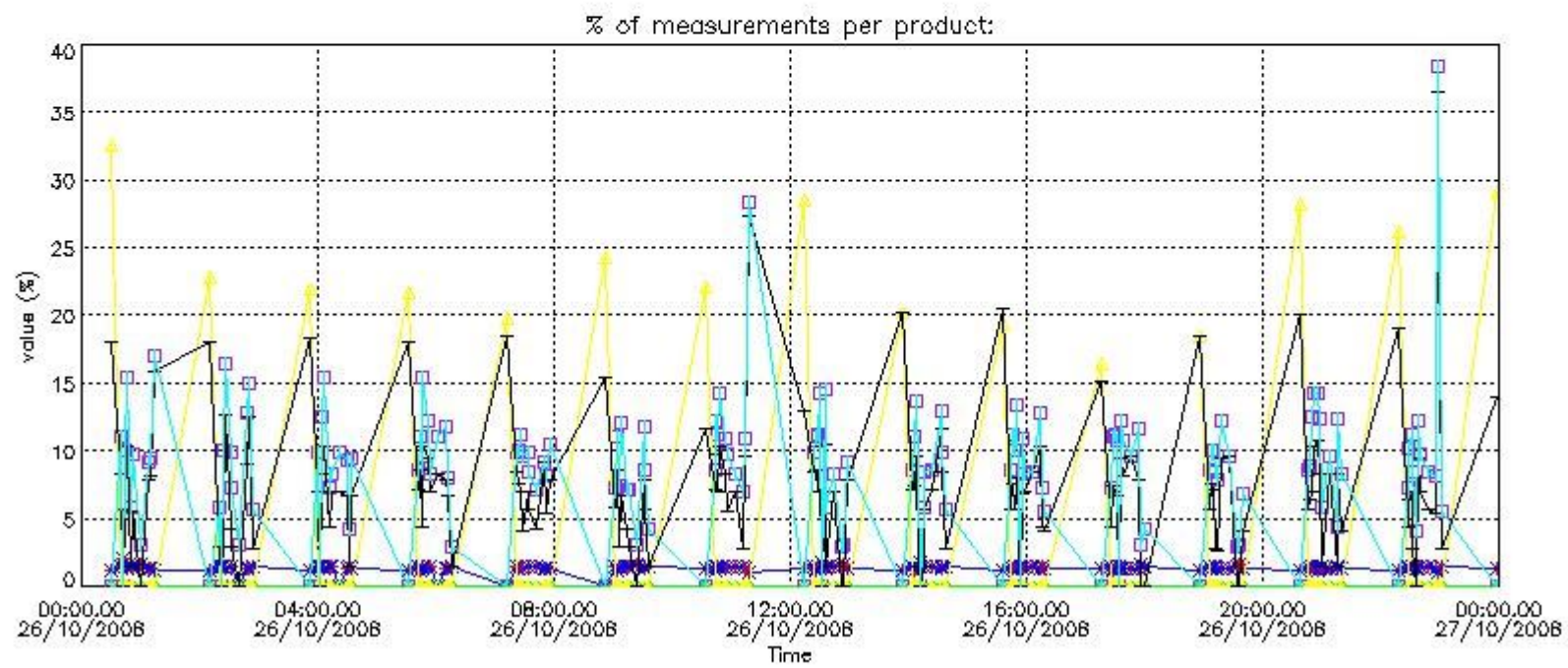
In this section it is plotted some information contained in the Quality Summary data set of the level 2 products that comes from the level 1b processing. Products without errors (error flag in the MPH set to "0") are used.

4.1 Plot quality information per product (time dependant) coming from level 1b processing

4.1.1 Plot level 1 quality information per product (time dependant): ENVISAT ASCENDING passes



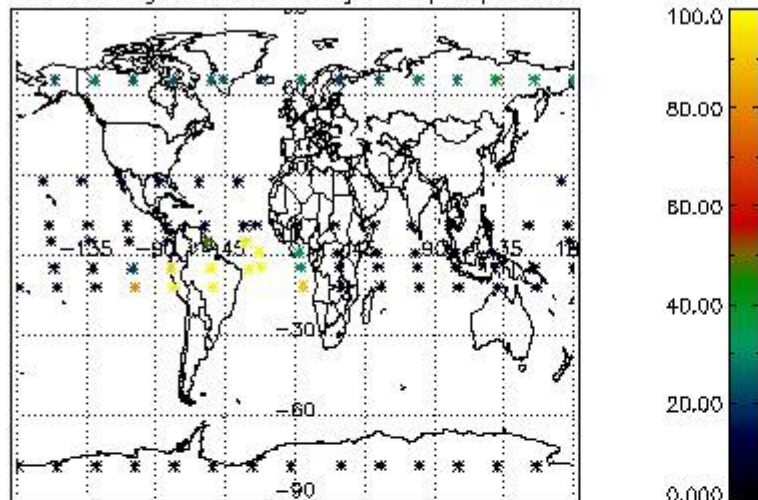
4.1.2 Plot level 1 quality information per product (time dependant): ENVI SAT DESCENDING passes



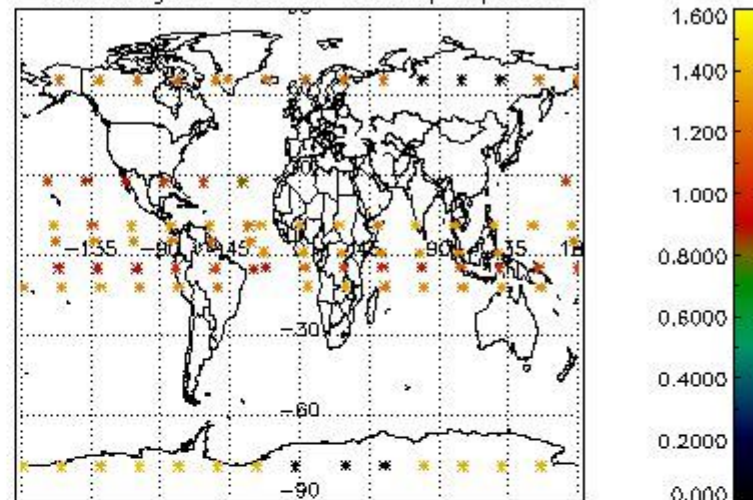
4.2 Plot quality information per product coming from level 1b processing (world map)

4.2.1 Plot level 1 quality information per product (world map): ENVISAT ASCENDING passes

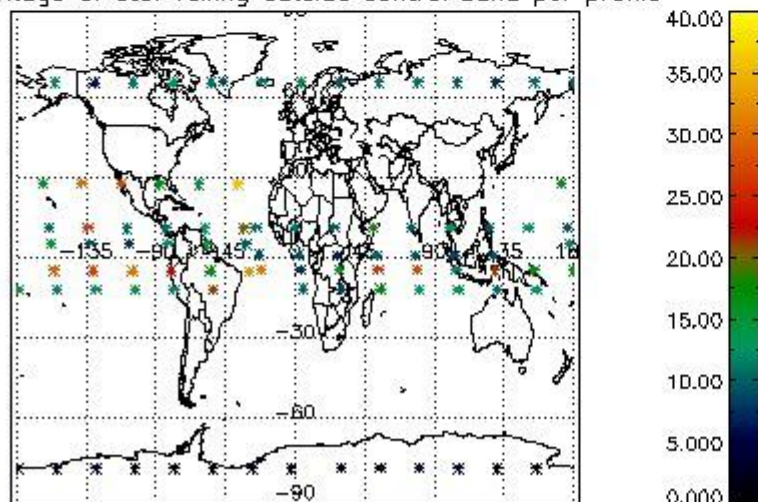
Percentage of cosmic ray hits per profile



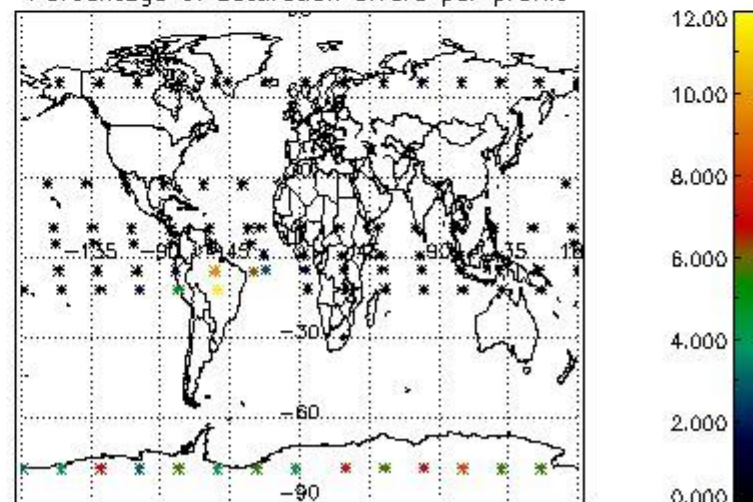
Percentage of datation errors per profile



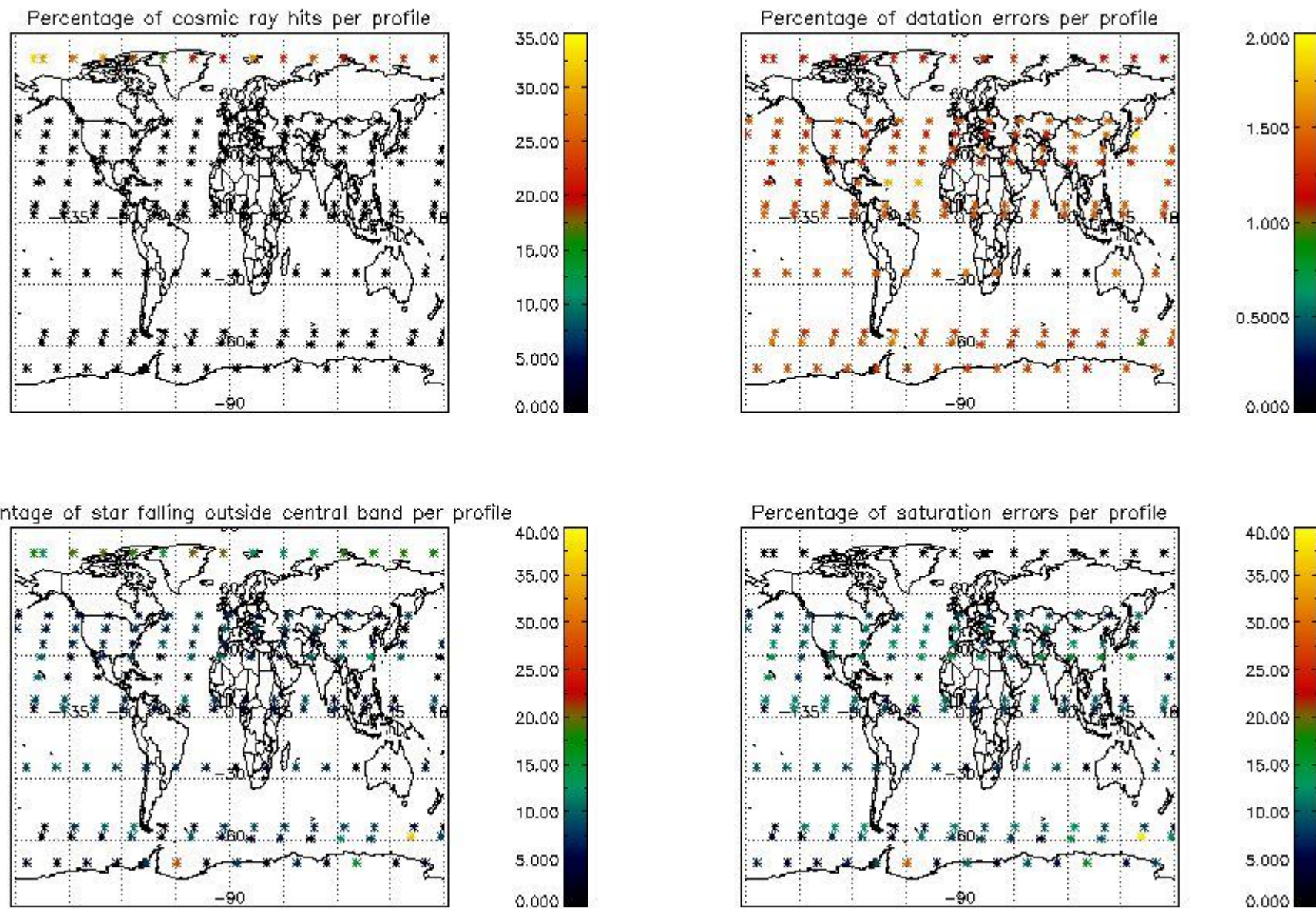
Percentage of star falling outside central band per profile



Percentage of saturation errors per profile



4.2.2 Plot level 1 quality information per product (world map): ENVISAT DESCENDING passes



5. Trace gas profiles

5.1 Ozone statistics based on quality of products

The final quality of the products can be "measured" using the STD (Standard Deviation) attached to every point profile. This information is written to the parameter GOM_NL__2P/NL_LOCAL_SPECIES_DENSITY/o3_std of the level 2 products. The table below shows the statistics for given STD ranges.

The statistics are given with respect to the overall valid production:

- Products without fatal errors: GOM_NL__2P/MPH/PRODUCT_ERR=0
- Valid point profile: GOM_NL__2P/NL_LOCAL_SPECIES_DENSITY/pcd(0)=0

The 'Criteria' is applied to valid points of dark limb products:

- Products in dark limb illumination condition: GOM_NL__2P/NL_SUMMARY_QUALITY/obs_ill_cond=0
- Products without fatal errors: GOM_NL__2P/MPH/PRODUCT_ERR=0
- Valid point profile: GOM_NL__2P/NL_LOCAL_SPECIES_DENSITY/pcd(0)=0

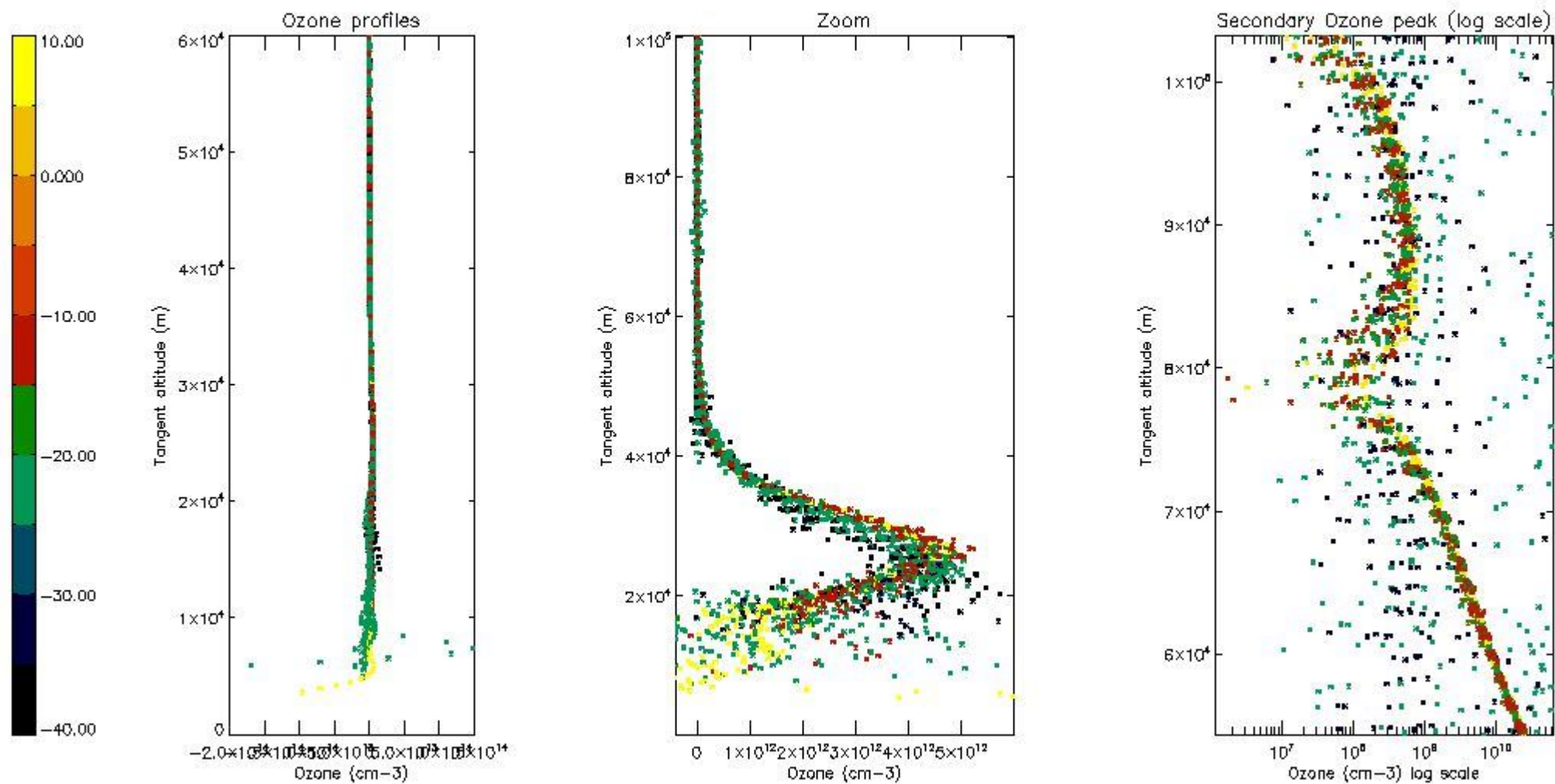
So, the table below shows the percentage of dark limb and valid observations for each criteria with respect to the overall valid daily observations.

Criteria	% of total production
All STD	29
STD < 20	14

STD < 10	9
STD < 5	6

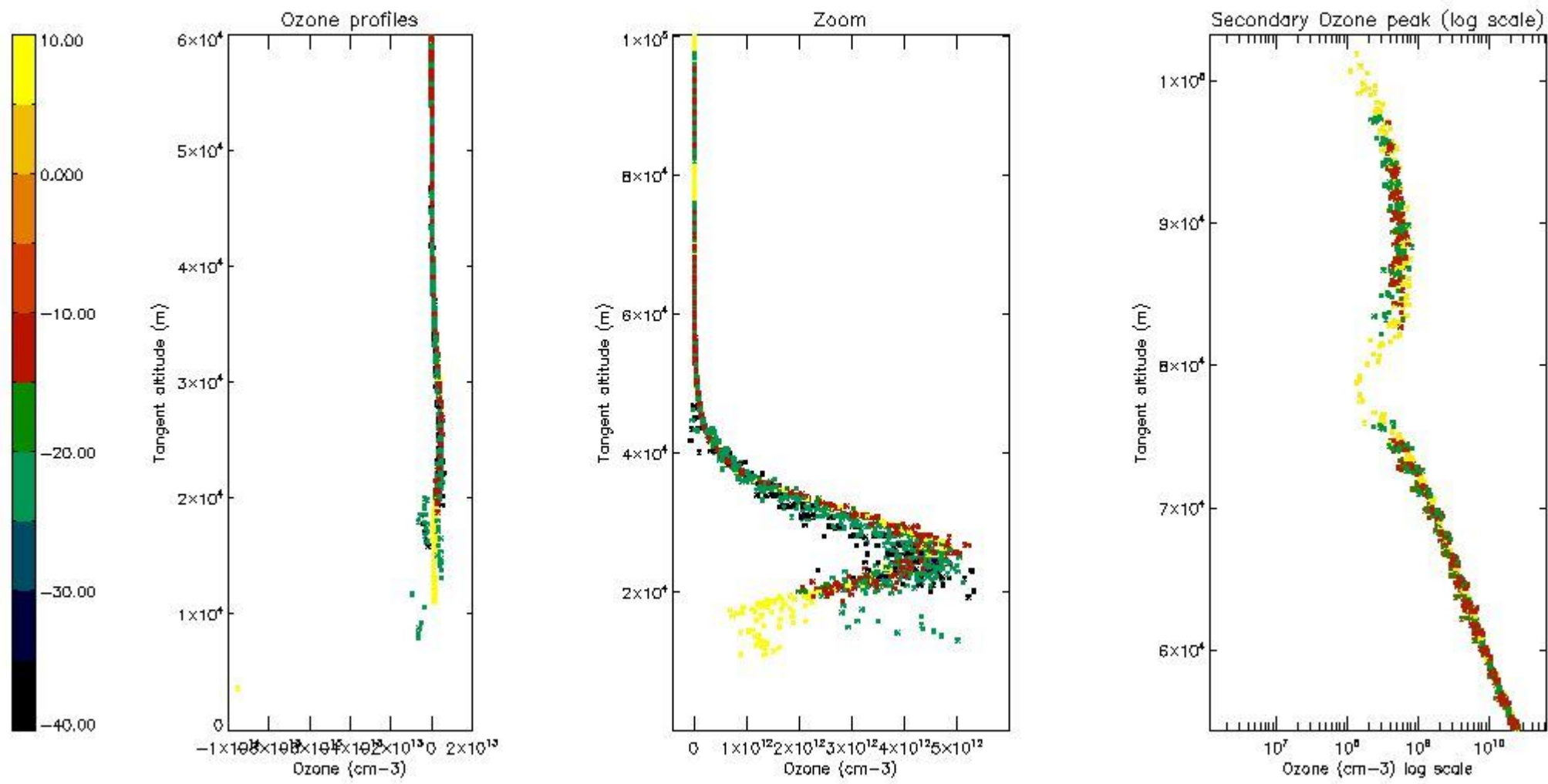
5.2 Plot ozone profiles for all STD (dark without errors)

The colorbar represents the latitude.



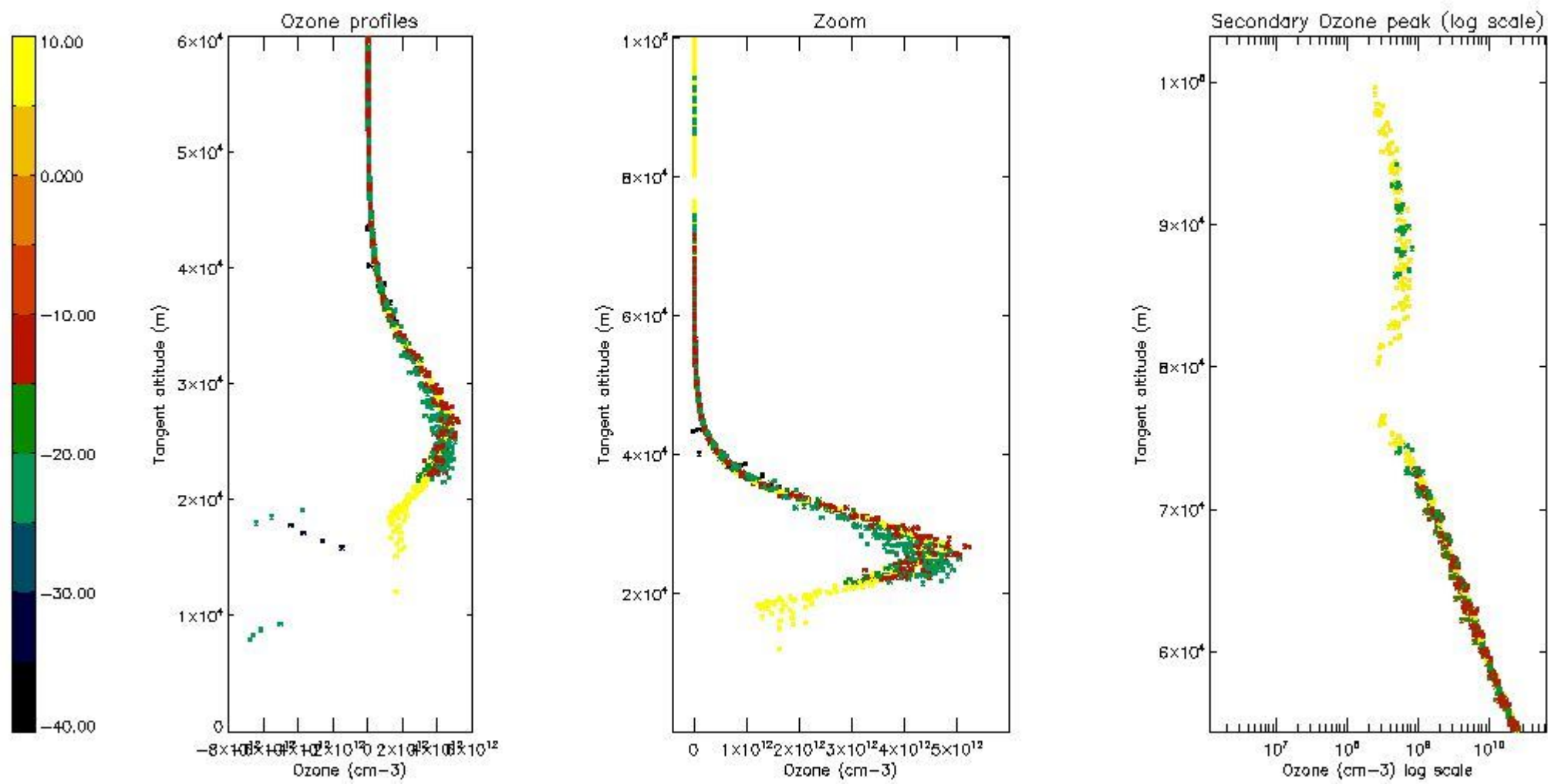
5.3 Plot ozone profiles where STD < 20% (dark without errors)

The colorbar represents the latitude.



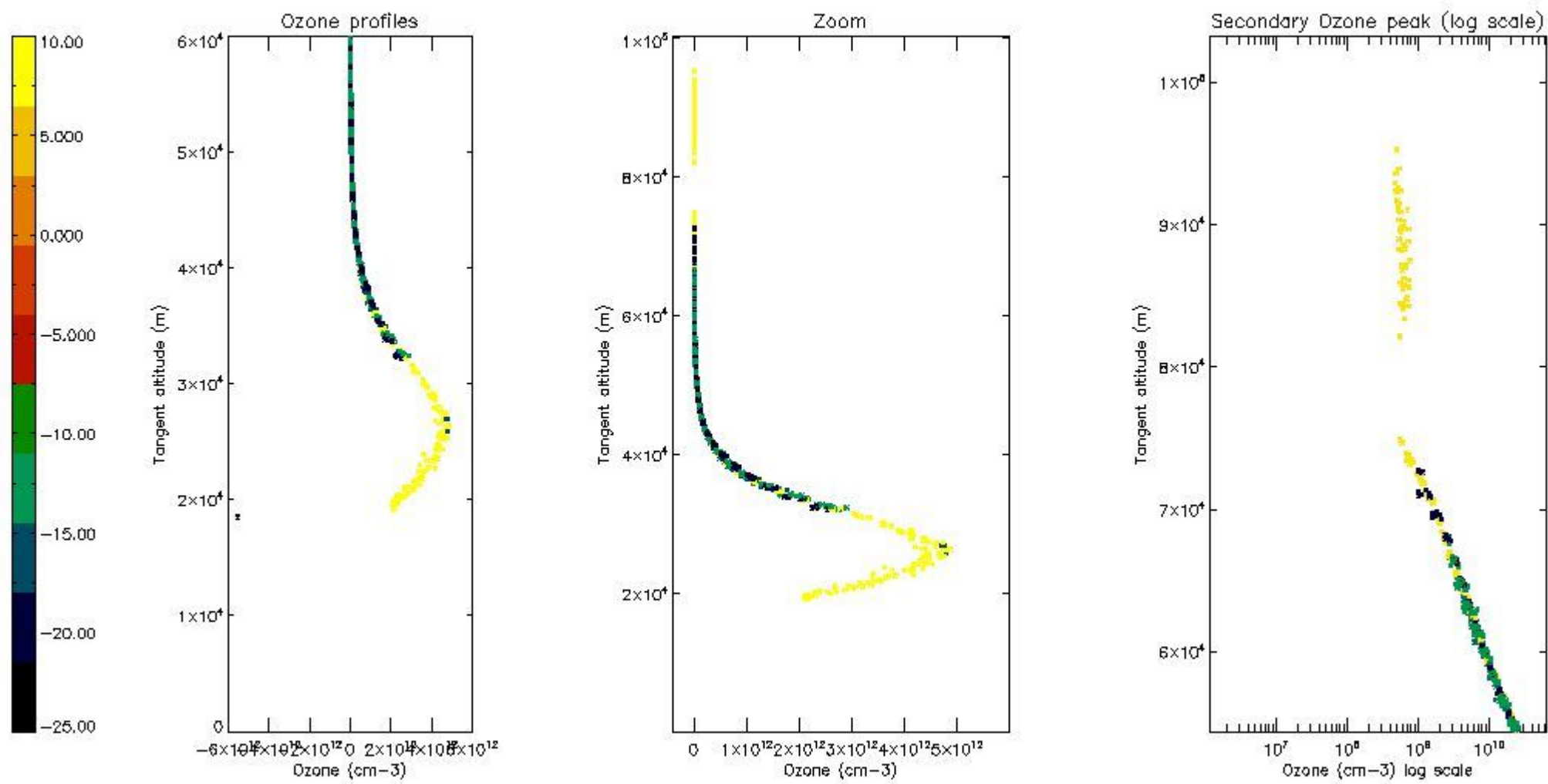
5.4 Plot ozone profiles where STD < 10% (dark without errors)

The colorbar represents the latitude.



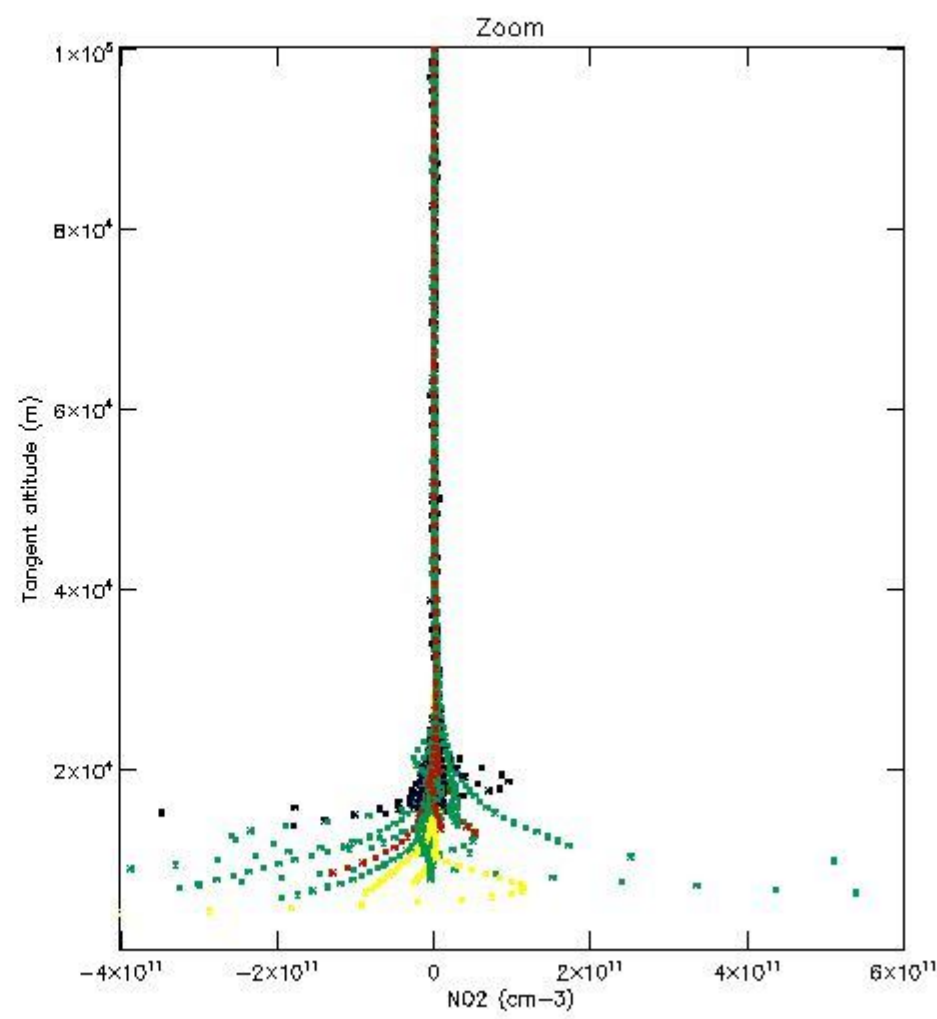
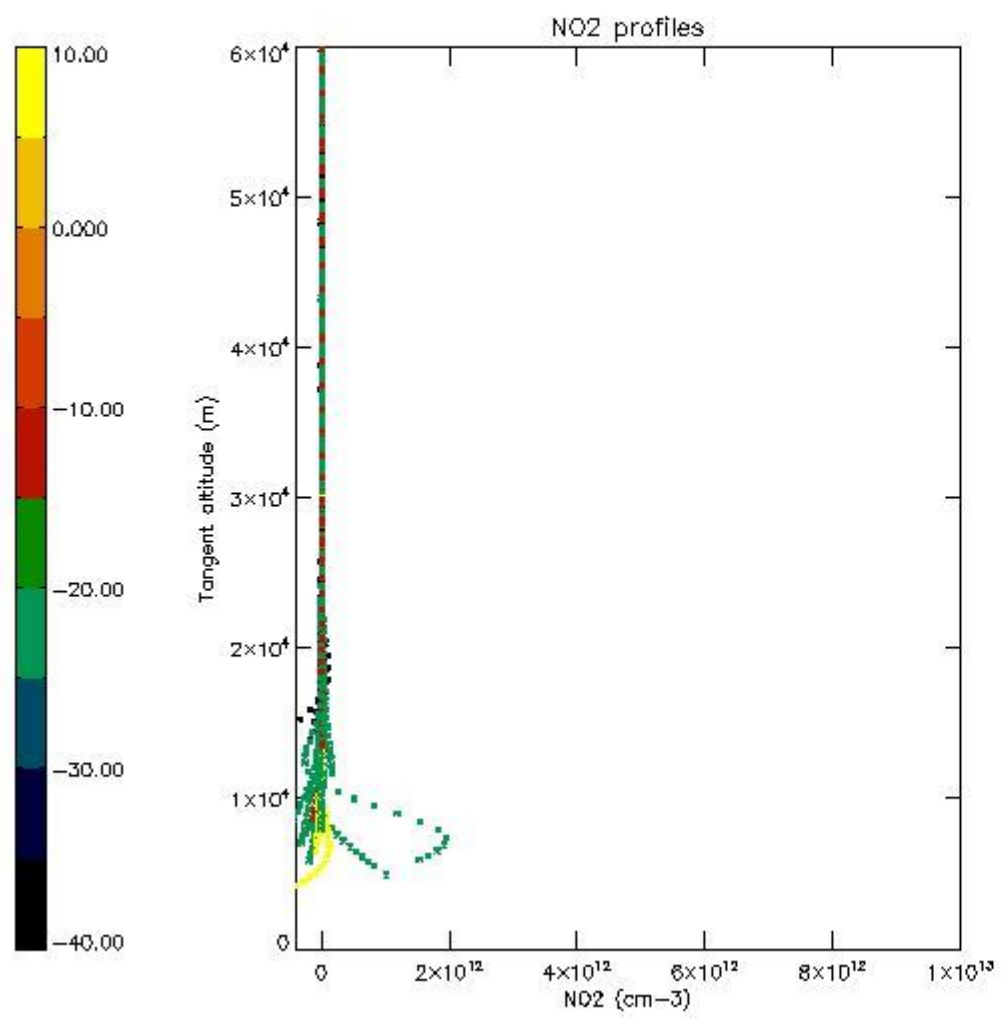
5.5 Plot ozone profiles where STD < 5% (dark without errors)

The colorbar represents the latitude.



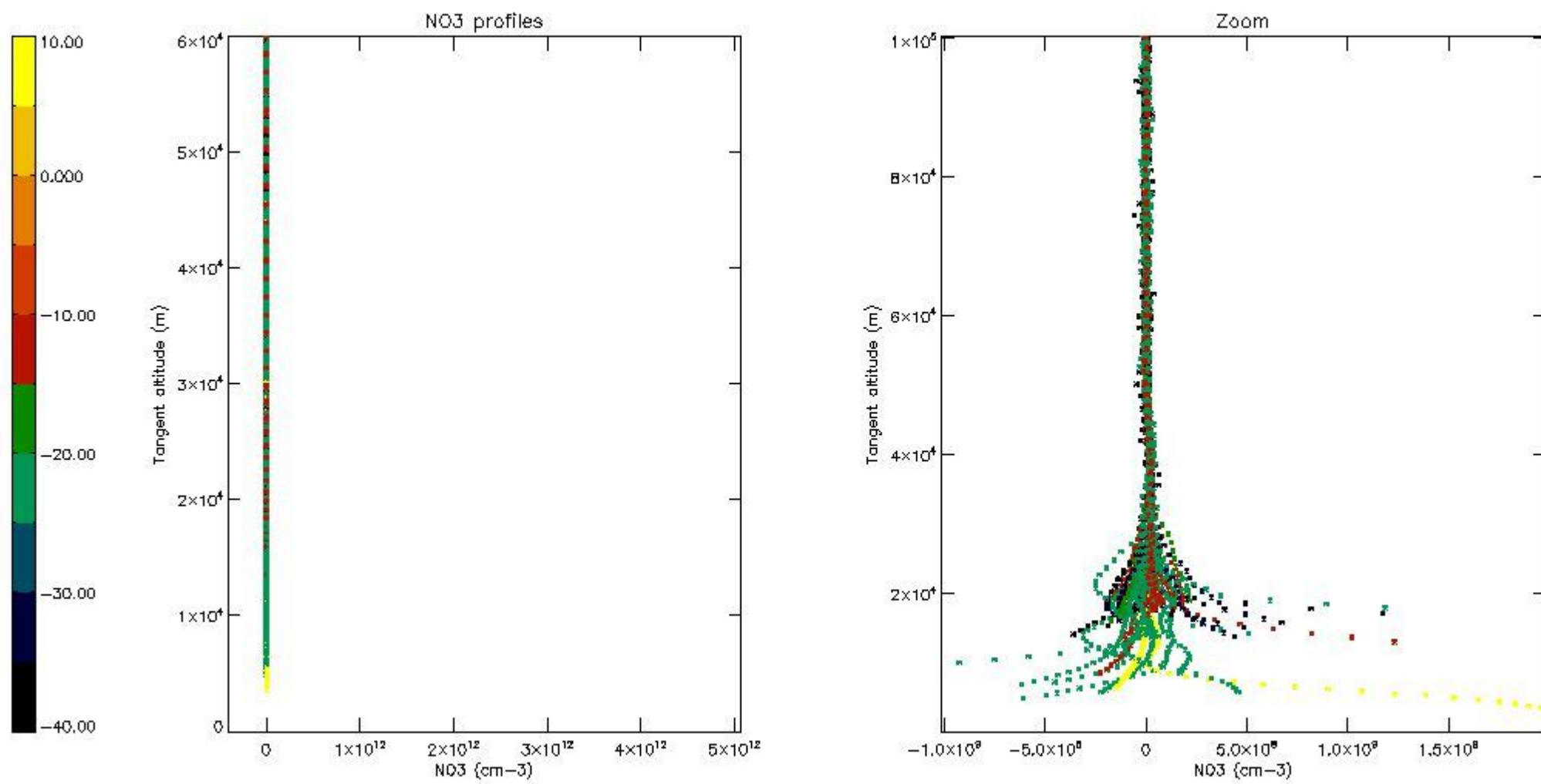
5.6 Plot NO₂ profiles for all STD (dark without errors)

The colorbar represents the latitude.



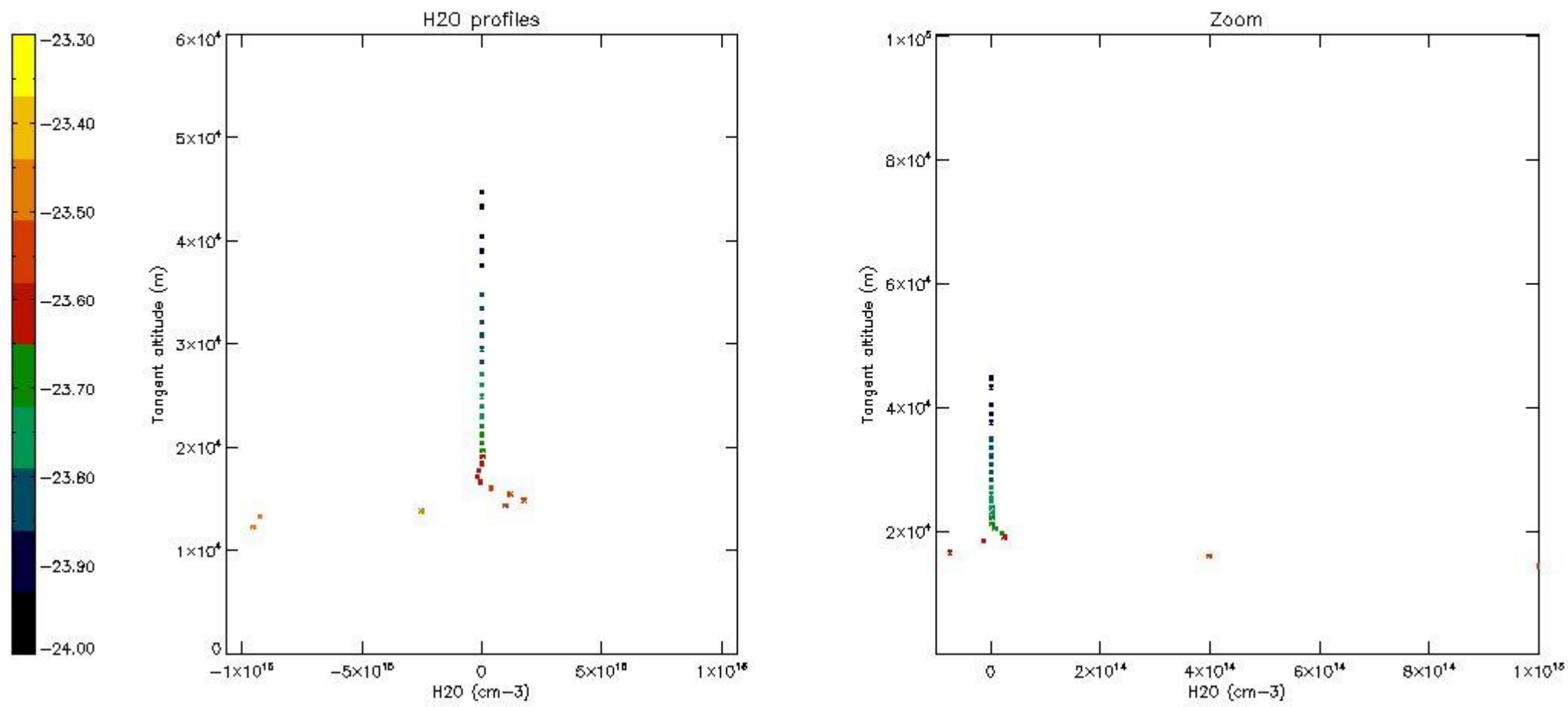
5.7 Plot NO3 profiles for all STD (dark without errors)

The colorbar represents the latitude.



5.8 Plot H2O profiles for all STD (only for occultations of stars 1,2,3,4,13,14,16,26,63 dark without errors)

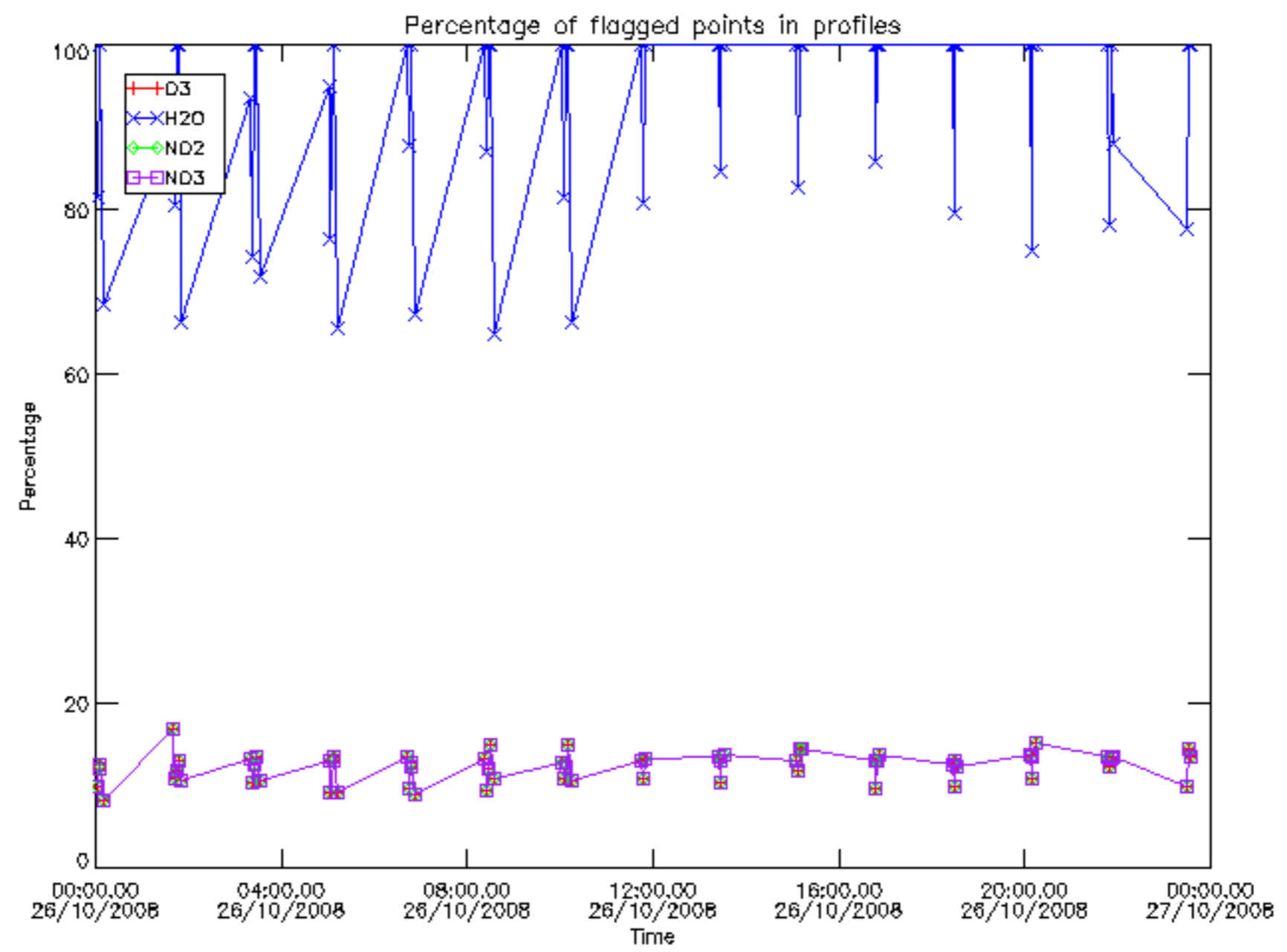
The colorbar represents the latitude.



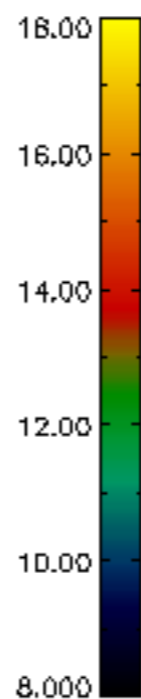
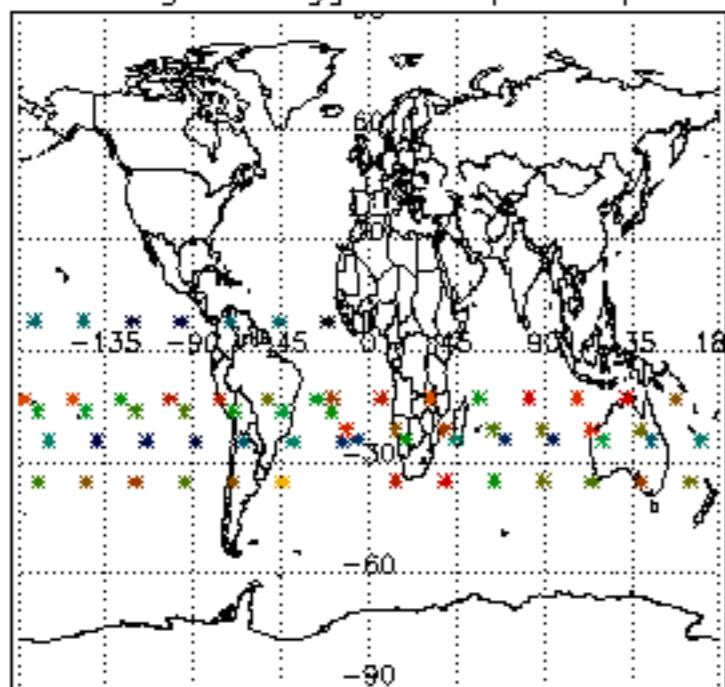
6. Auxiliary Data Files used for the production reported in section 2

The number reported in the third column indicates since which file (see list in section 2) the corresponding auxiliary file has been used. The fourth column is the date of those product files.

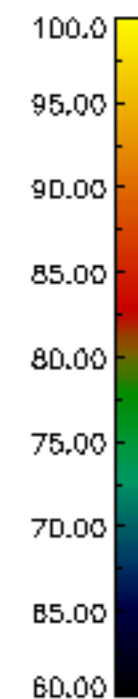
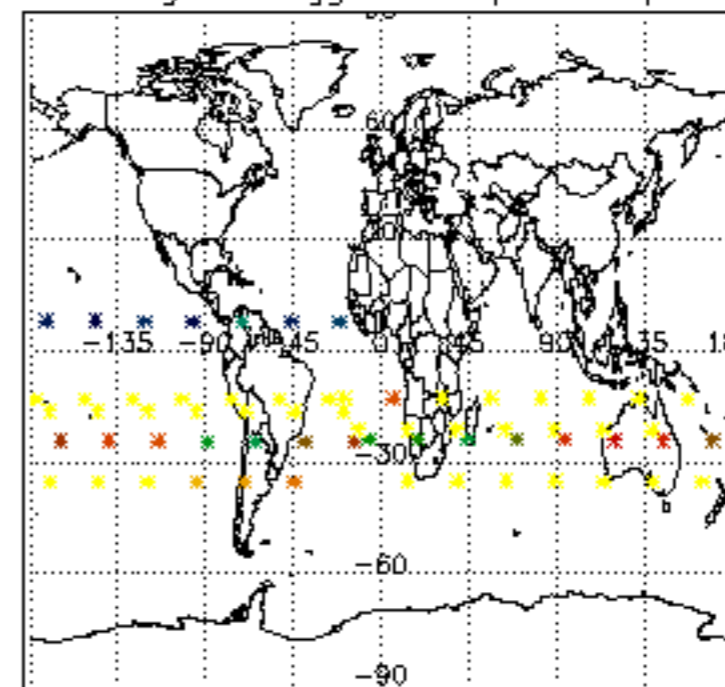
Type	Auxiliary Filename	Used since product	Used since product date
INST_PHYS_CHARACTERISTICS	GOM_INS_AXVIEC20091111_143220_20030716_120000_20500101_000000	1	26-OCT-2008 00:01:38
LEVEL-2_PROC_CONFIG	GOM_PR2_AXVIEC20091111_152718_20020301_000000_20500101_000000	1	26-OCT-2008 00:01:38
CROSS_SECTIONS_FILE	GOM_CRS_AXVIEC20091111_154832_20020301_000000_20500101_000000	1	26-OCT-2008 00:01:38



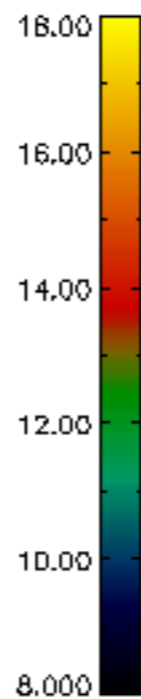
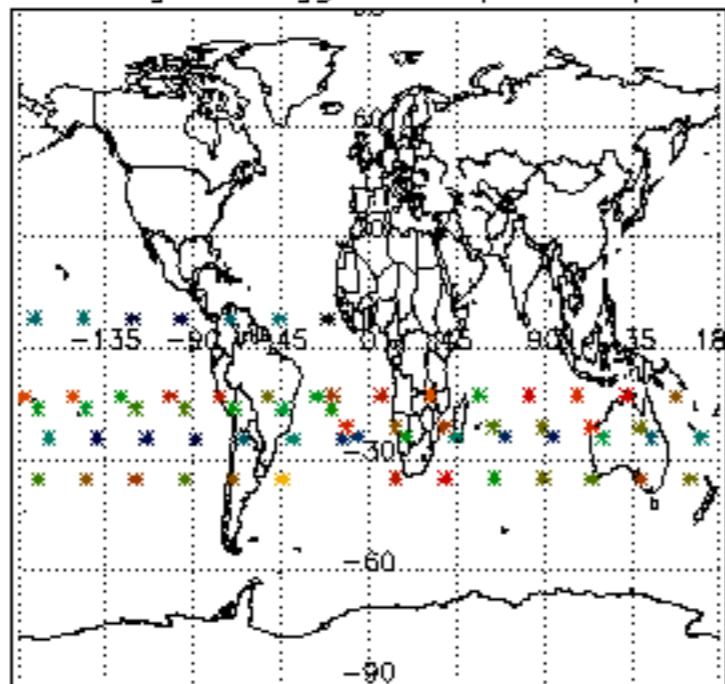
Percentage of flagged data per D3 profile



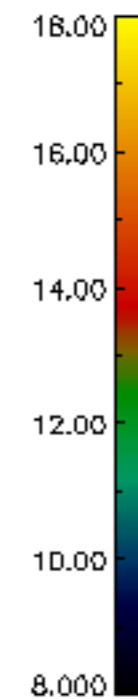
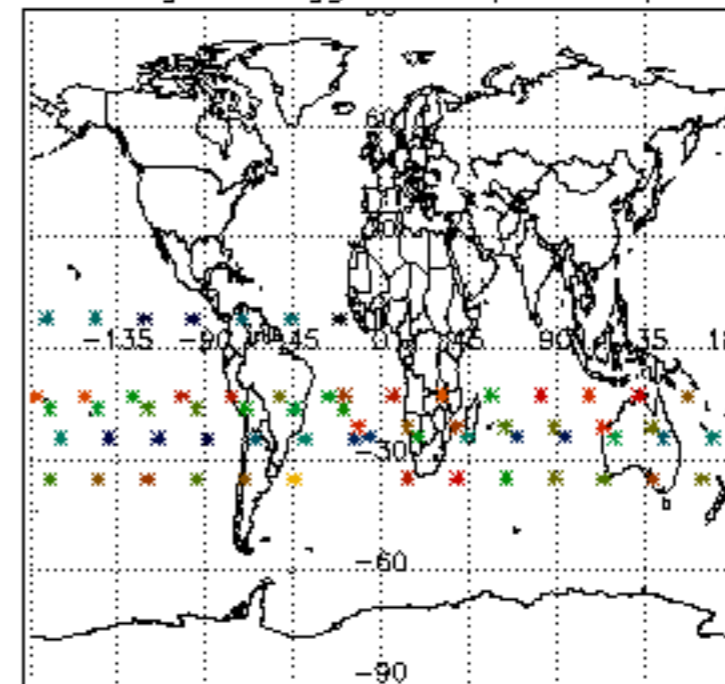
Percentage of flagged data per H2O profile

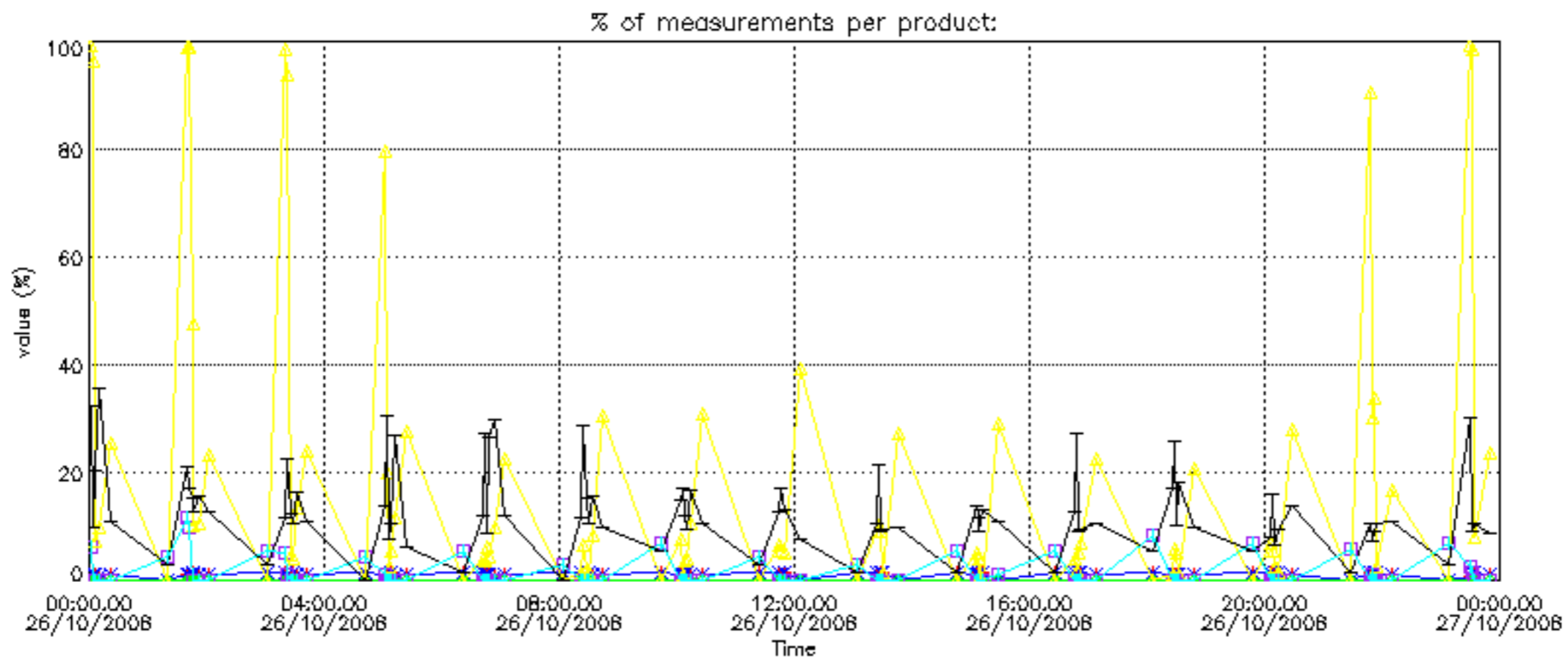


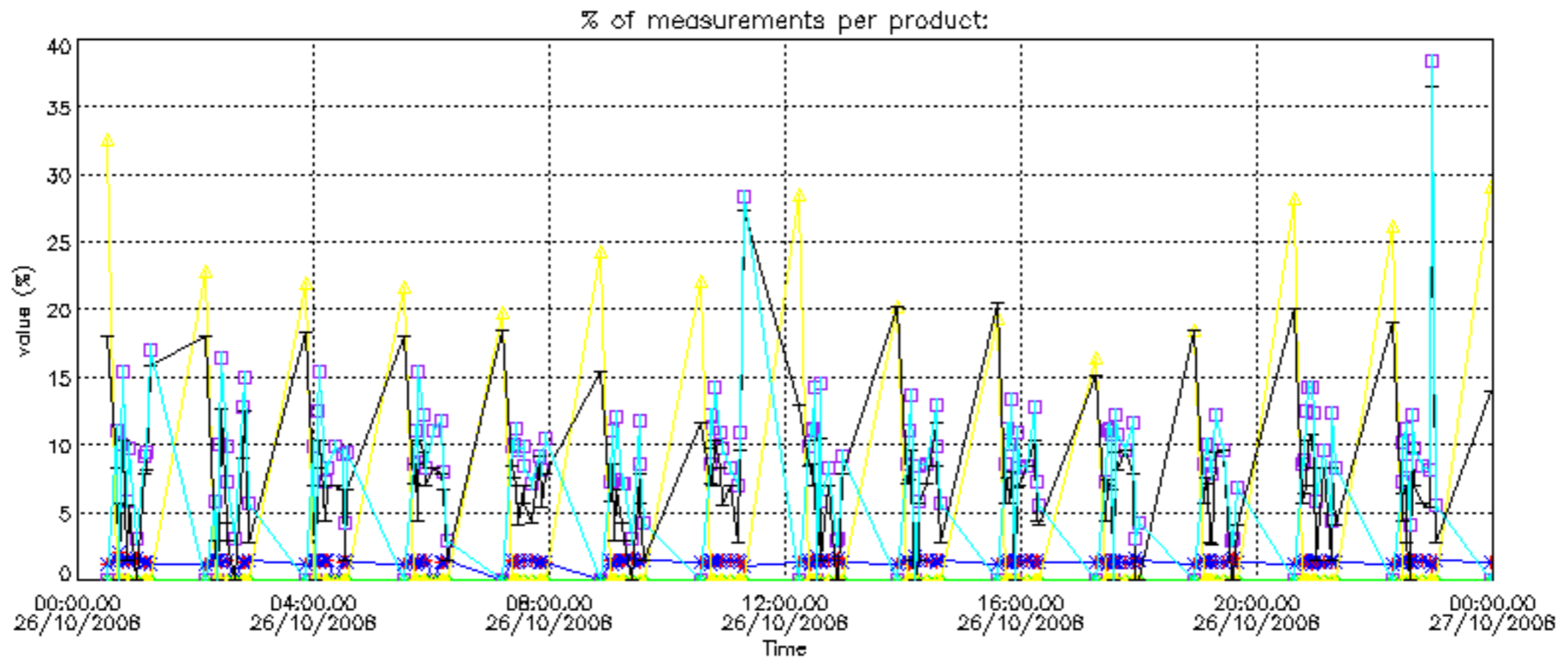
Percentage of flagged data per NO2 profile



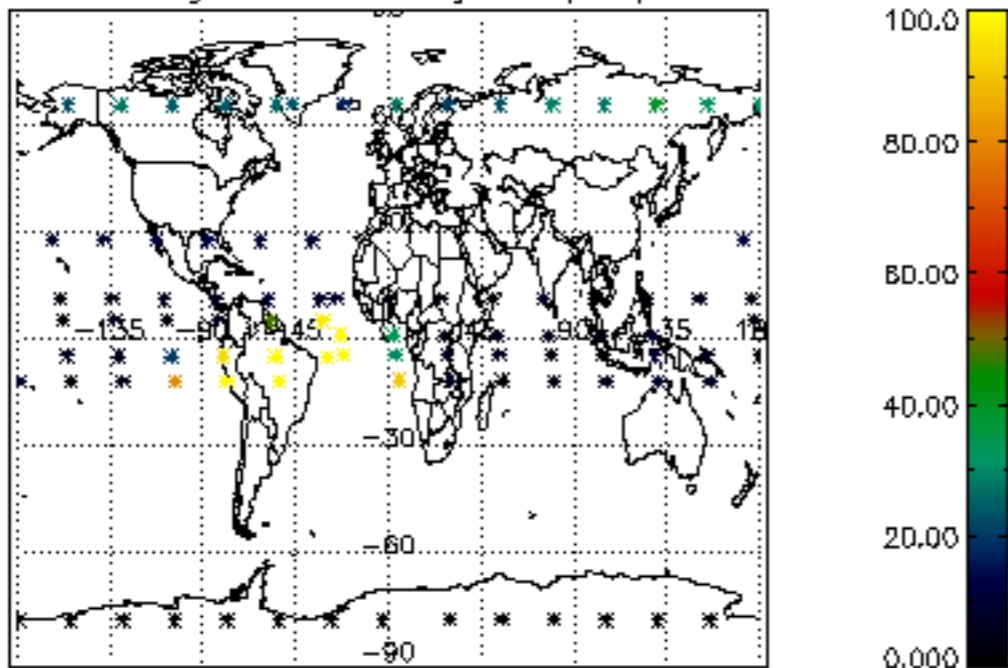
Percentage of flagged data per NO3 profile



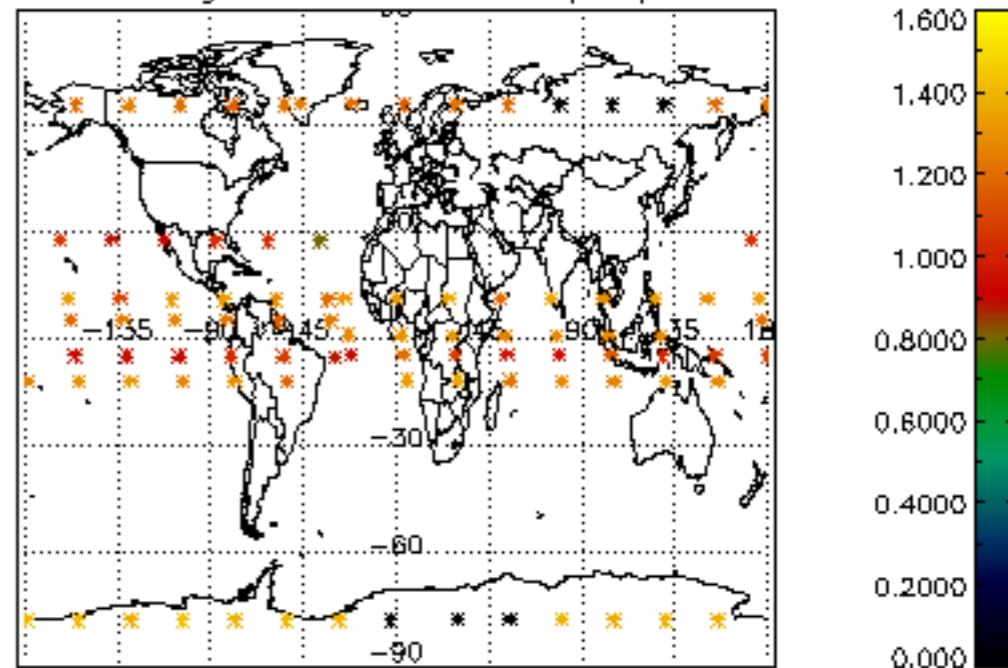




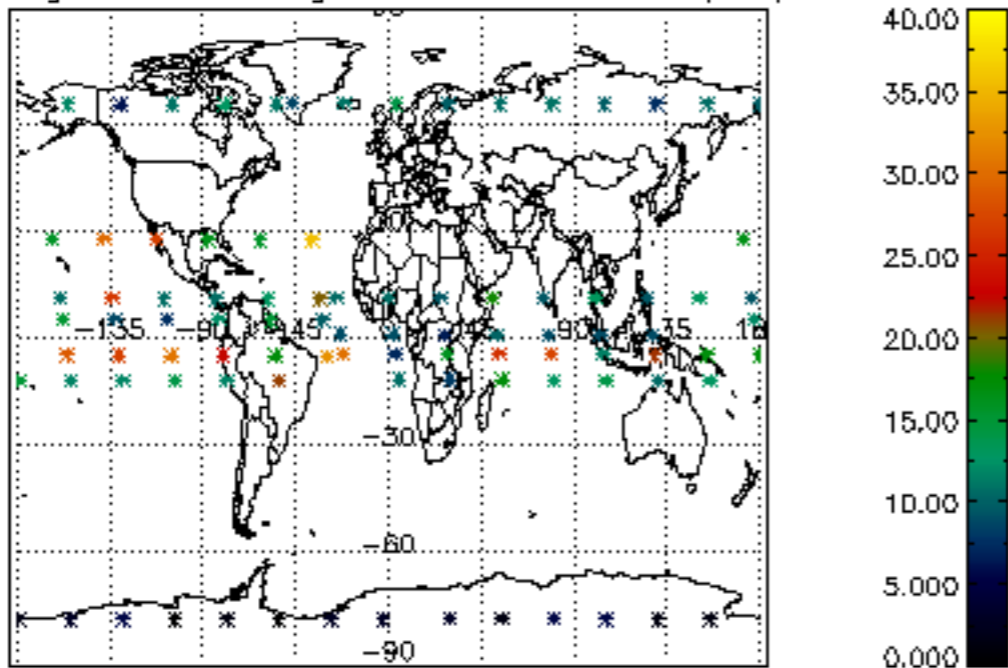
Percentage of cosmic ray hits per profile



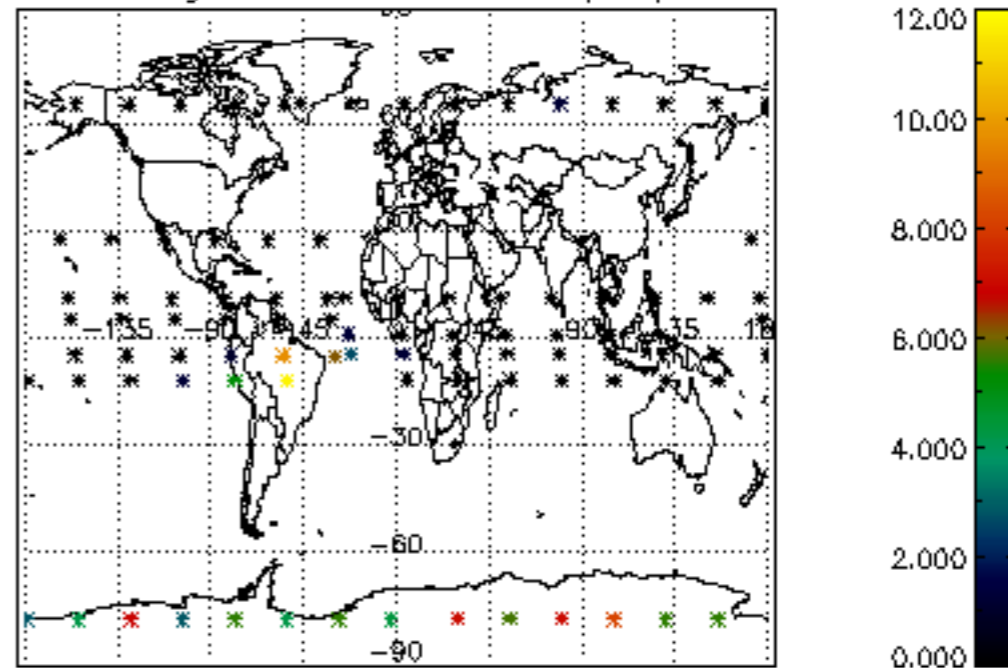
Percentage of datation errors per profile



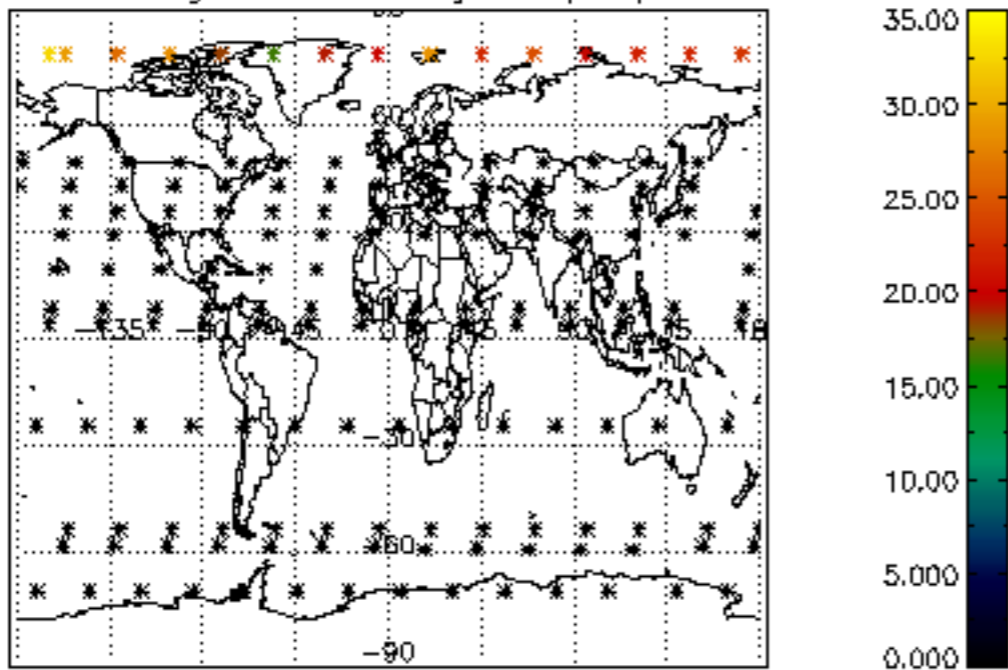
Percentage of star falling outside central band per profile



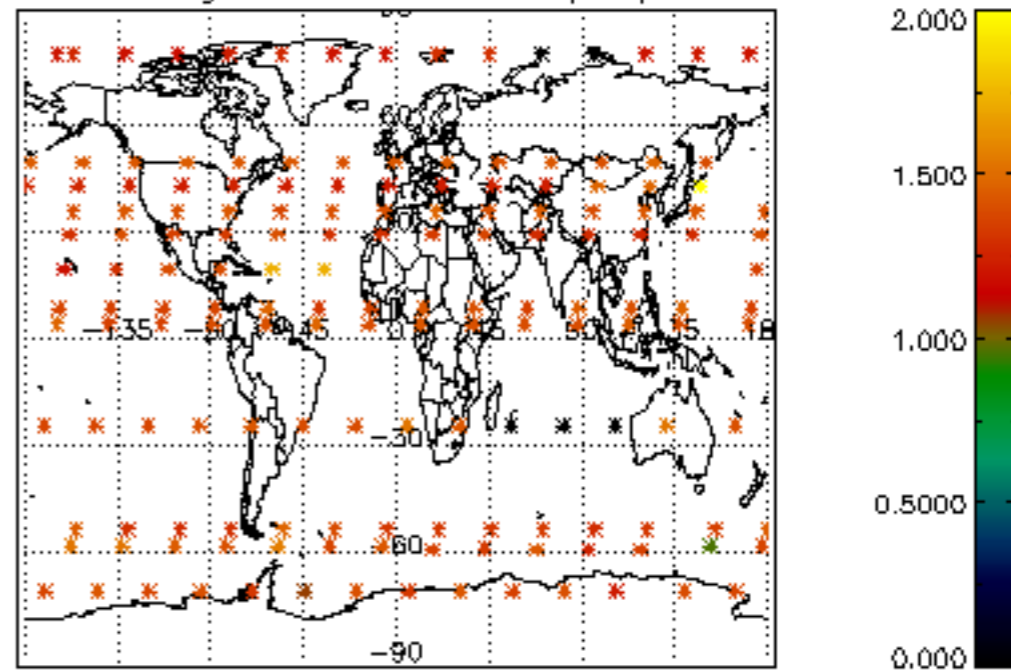
Percentage of saturation errors per profile



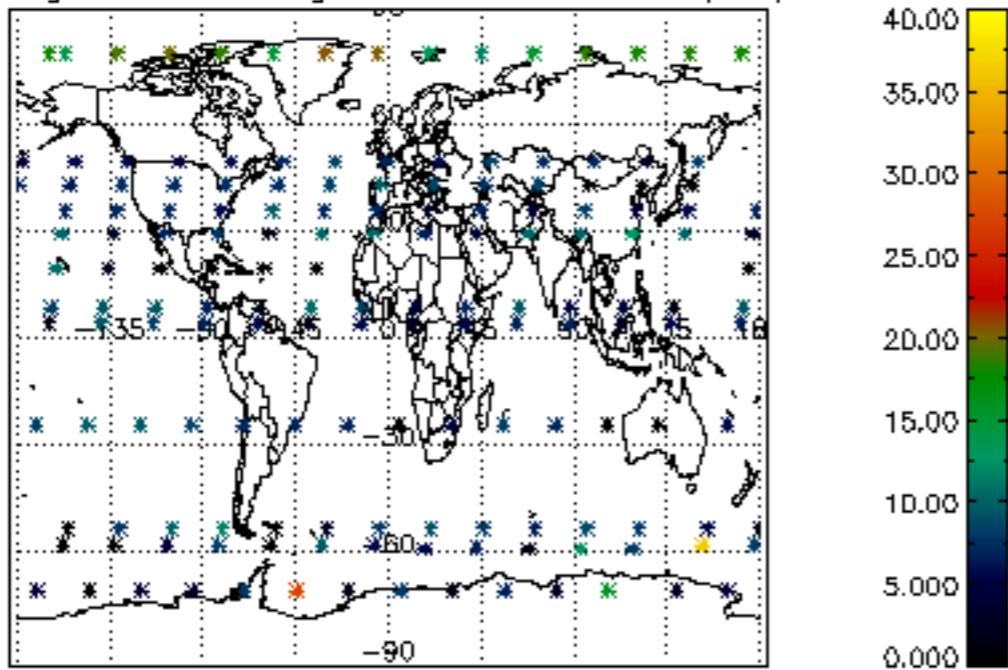
Percentage of cosmic ray hits per profile



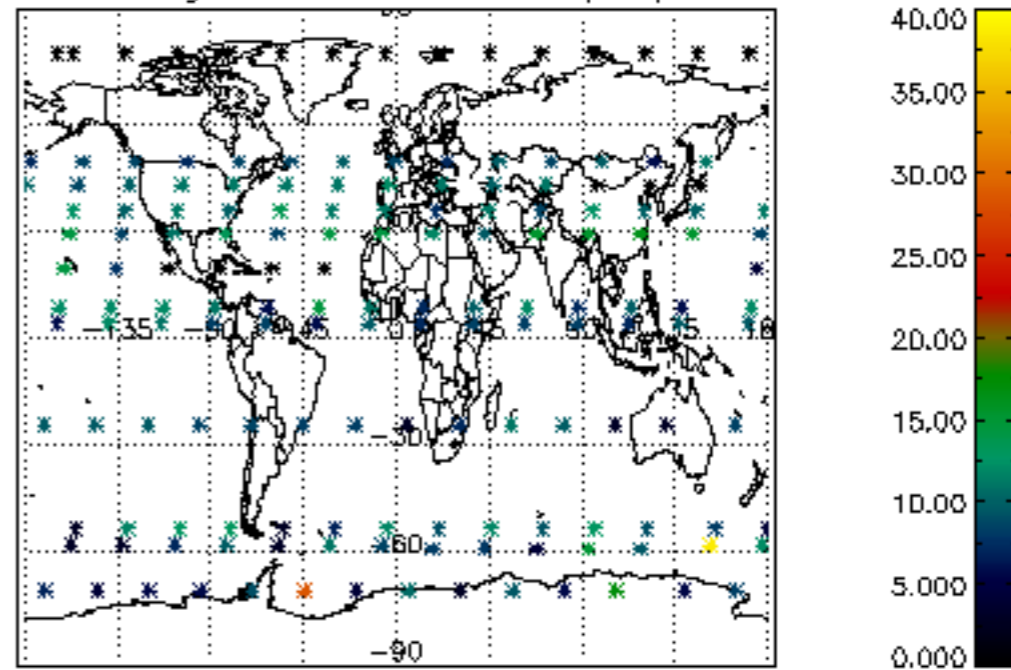
Percentage of datation errors per profile

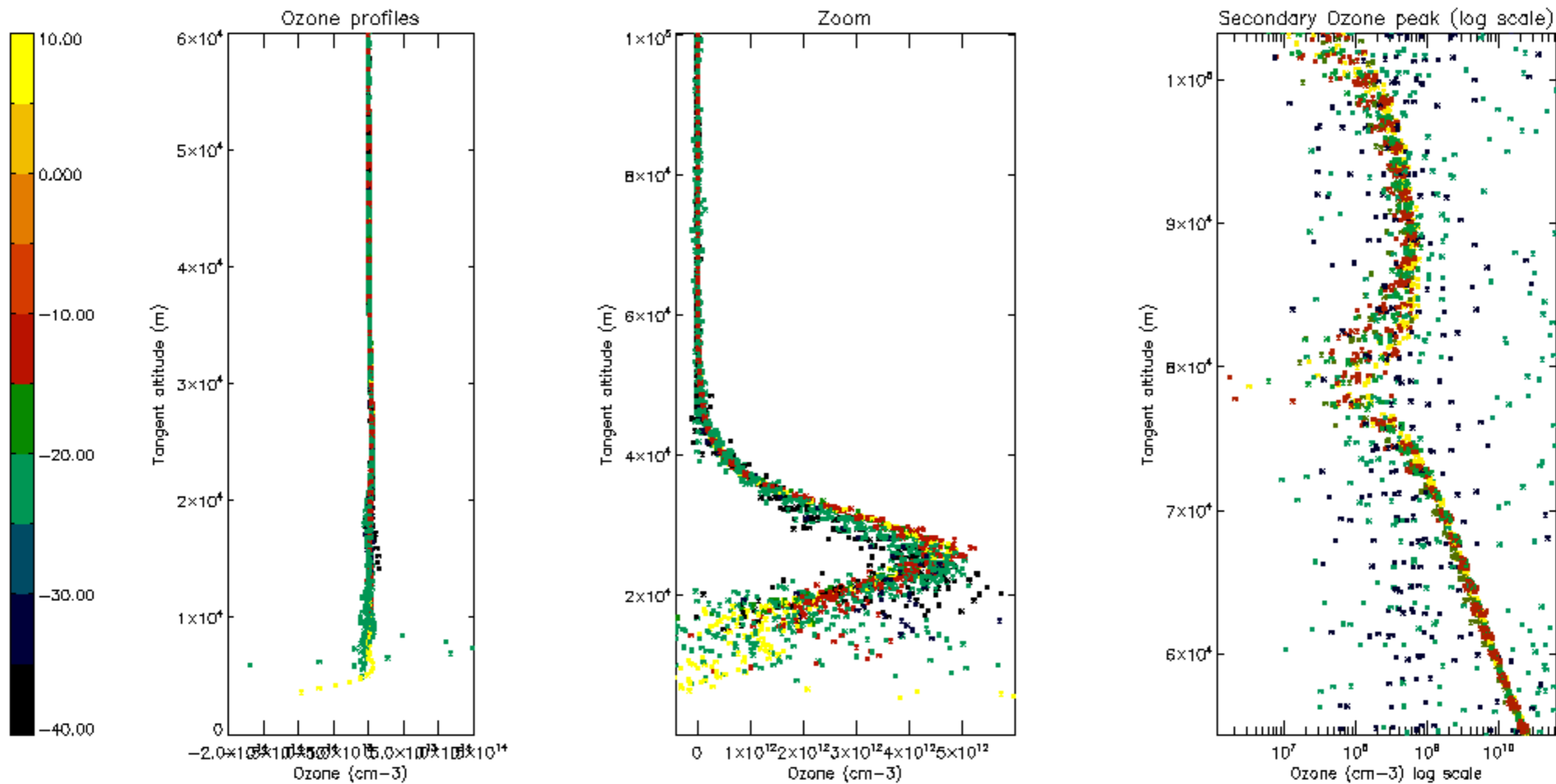


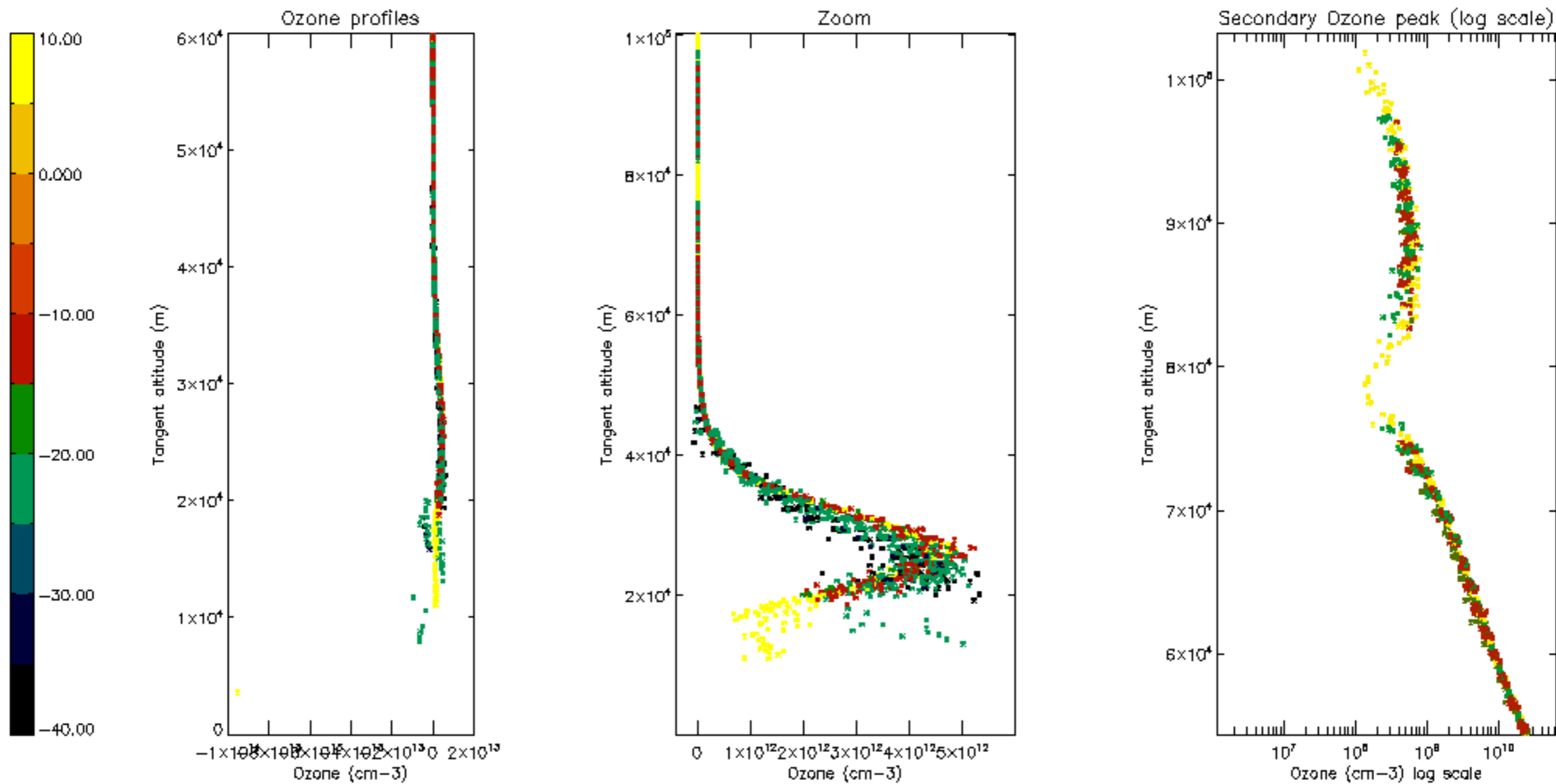
Percentage of star falling outside central band per profile

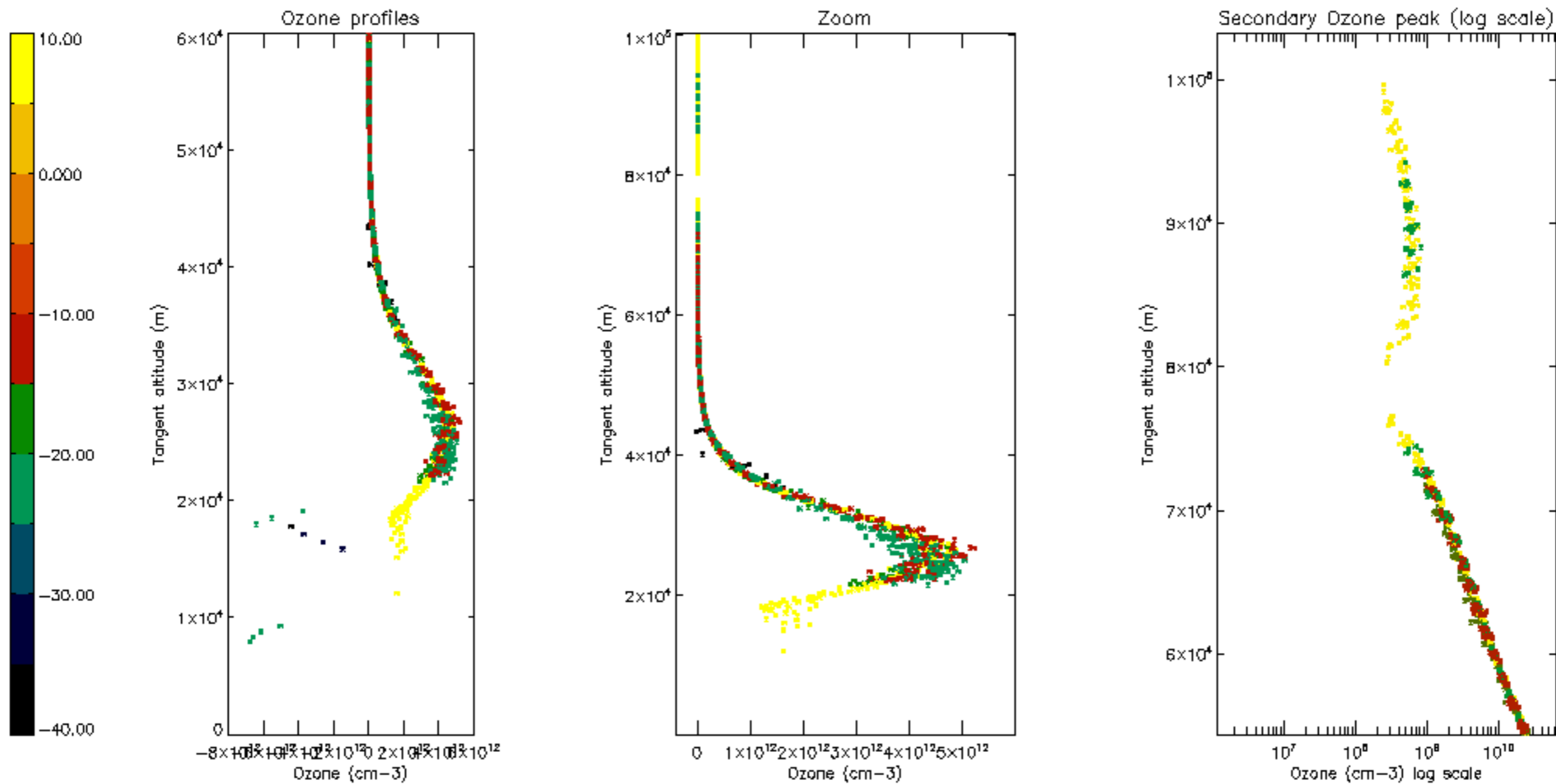


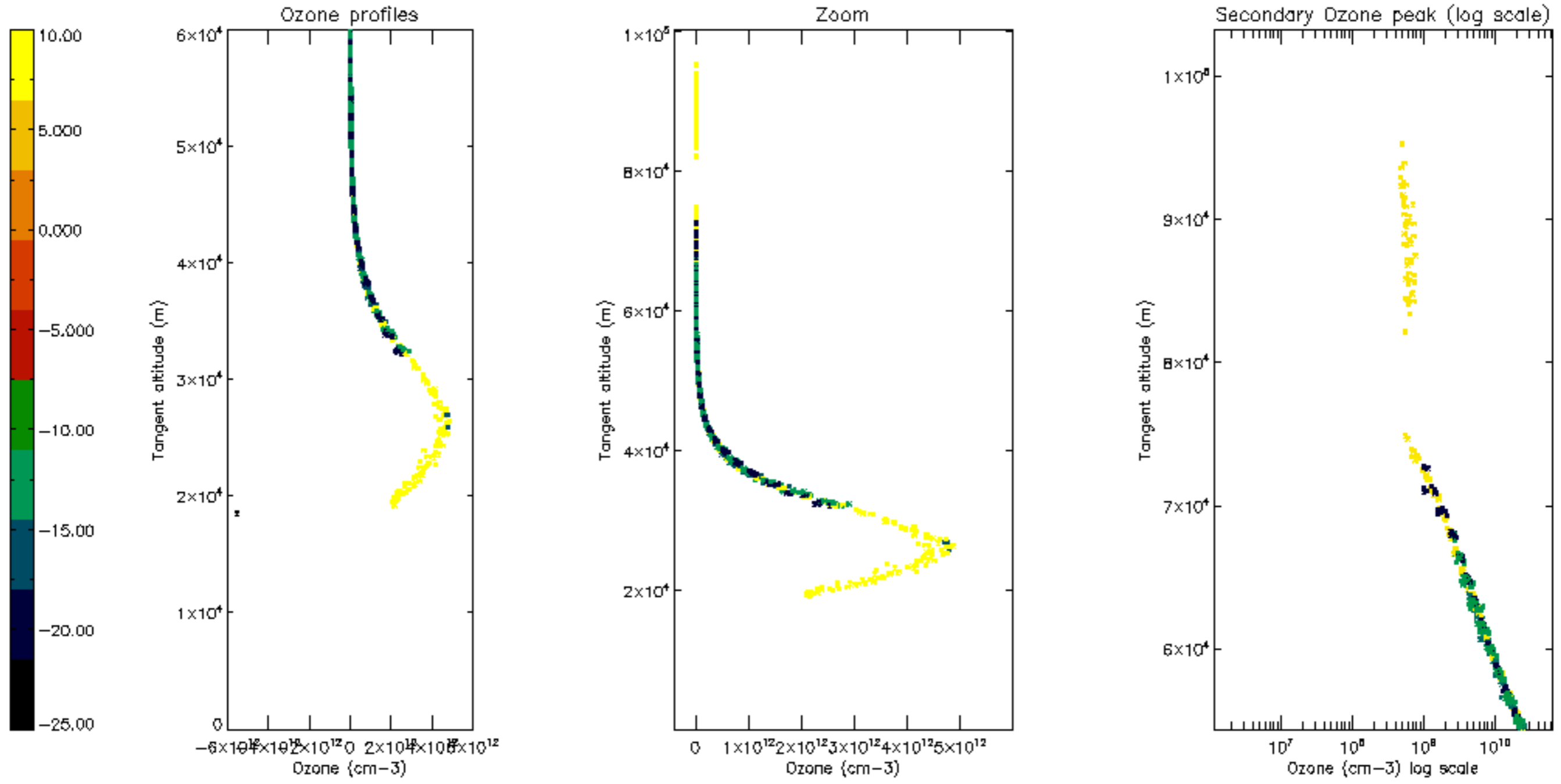
Percentage of saturation errors per profile

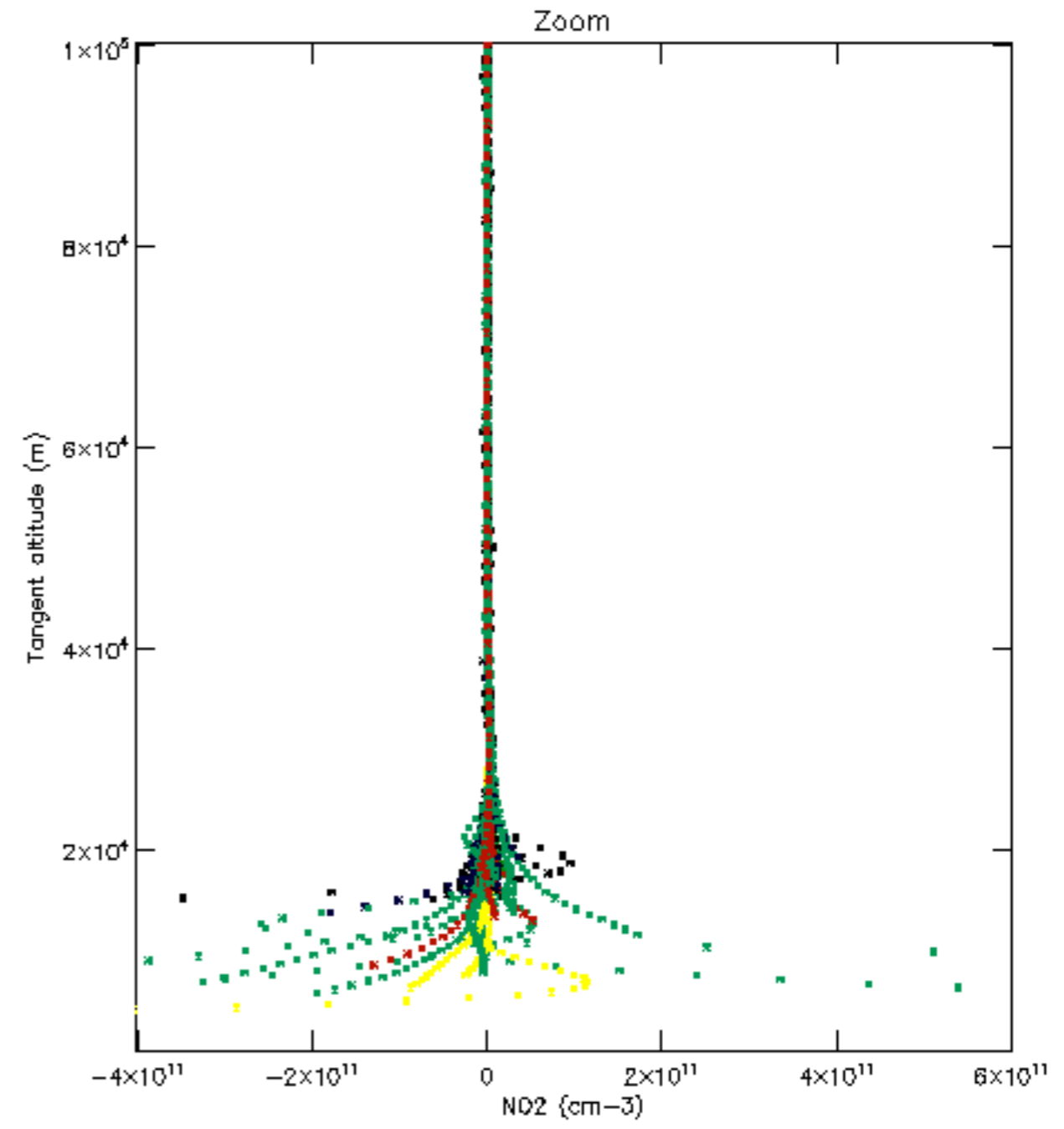
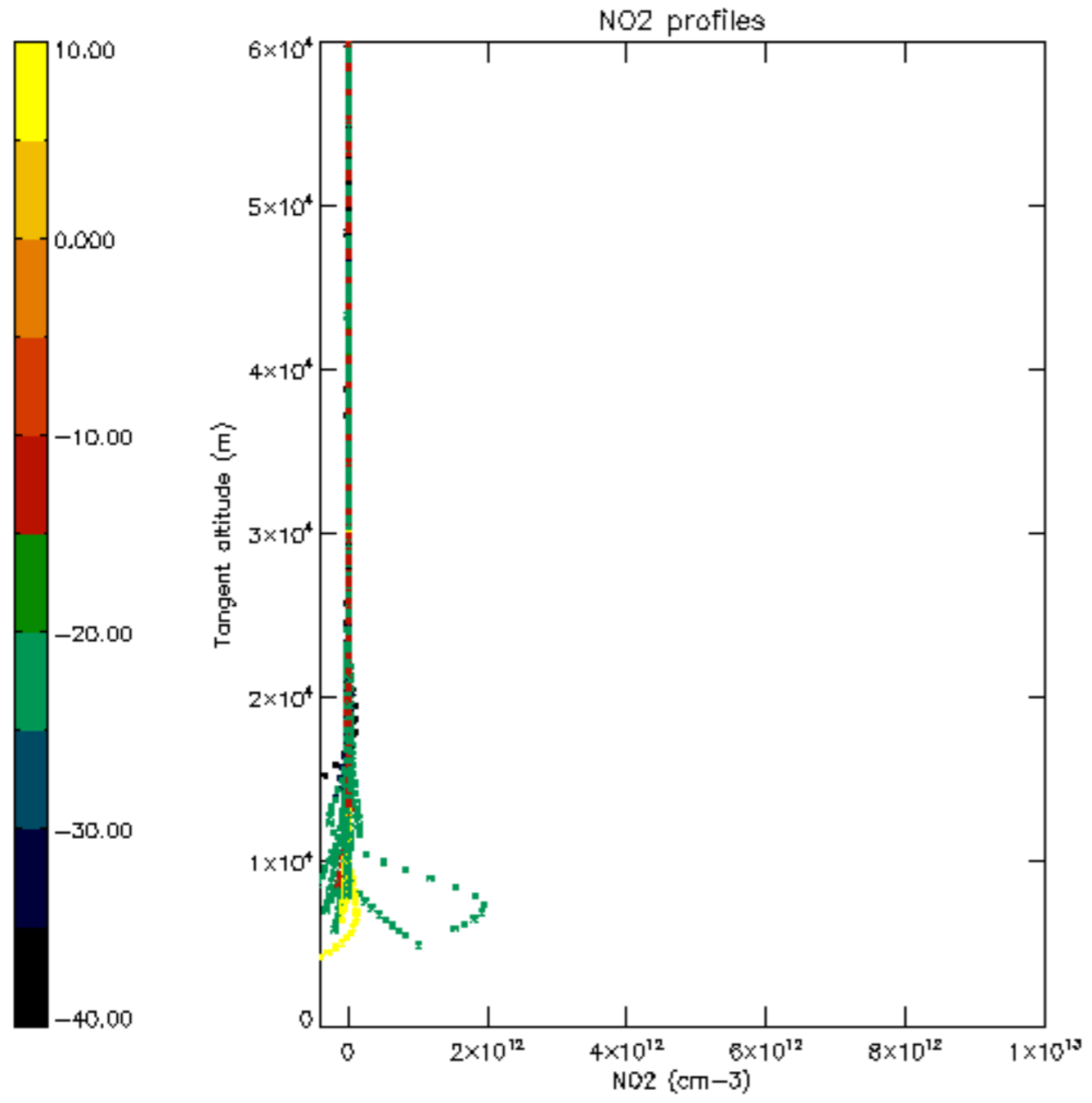


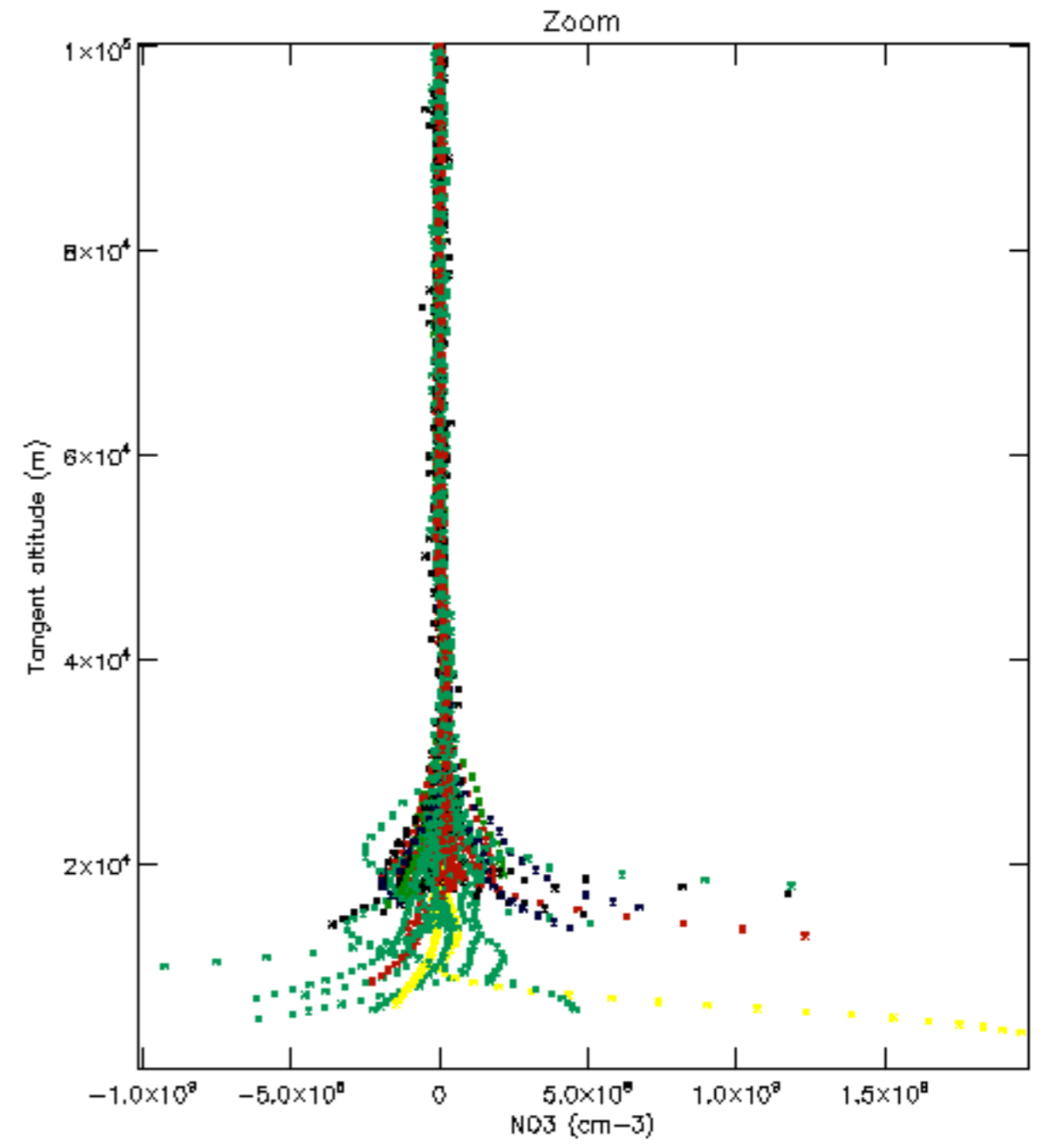
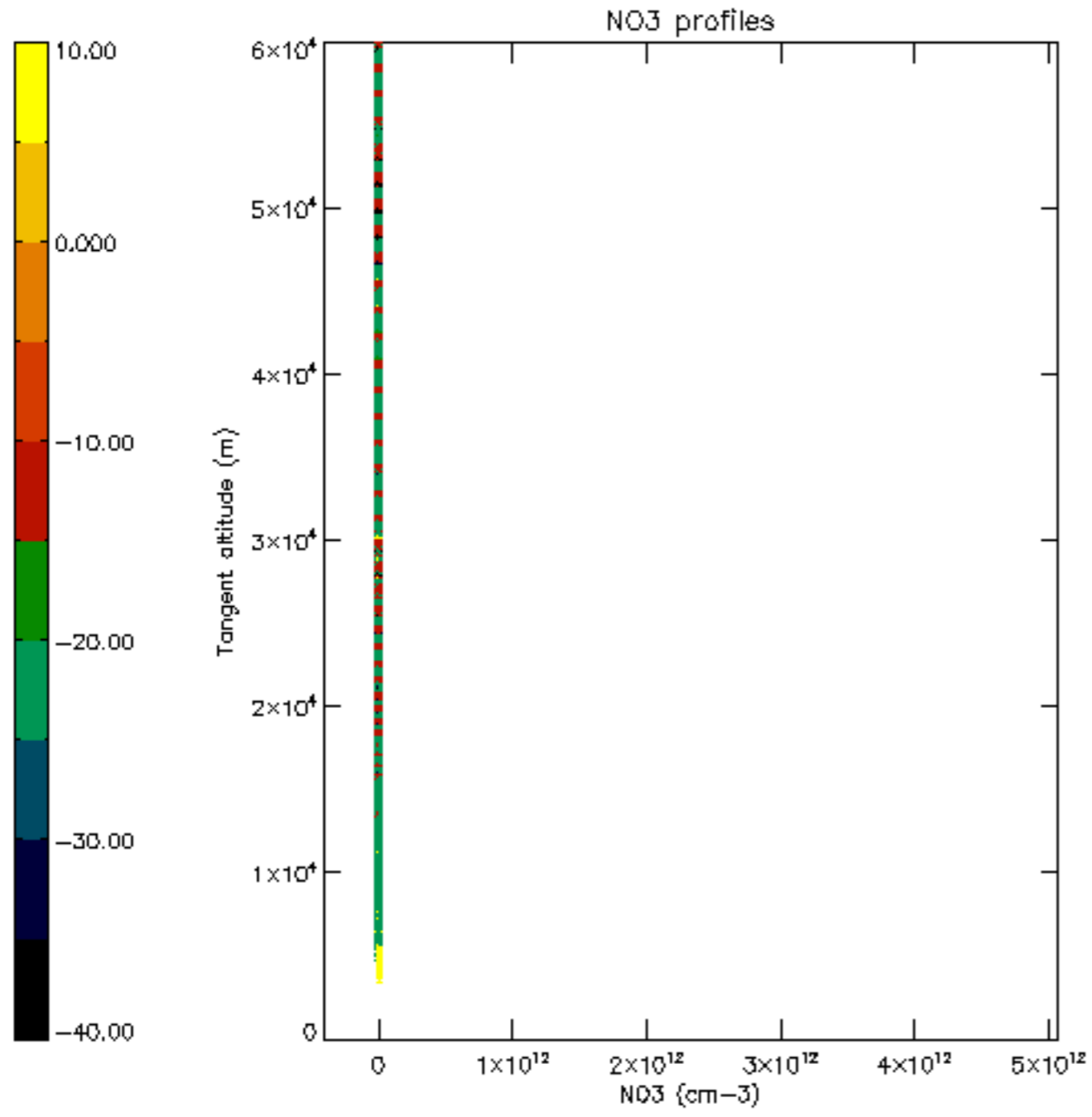


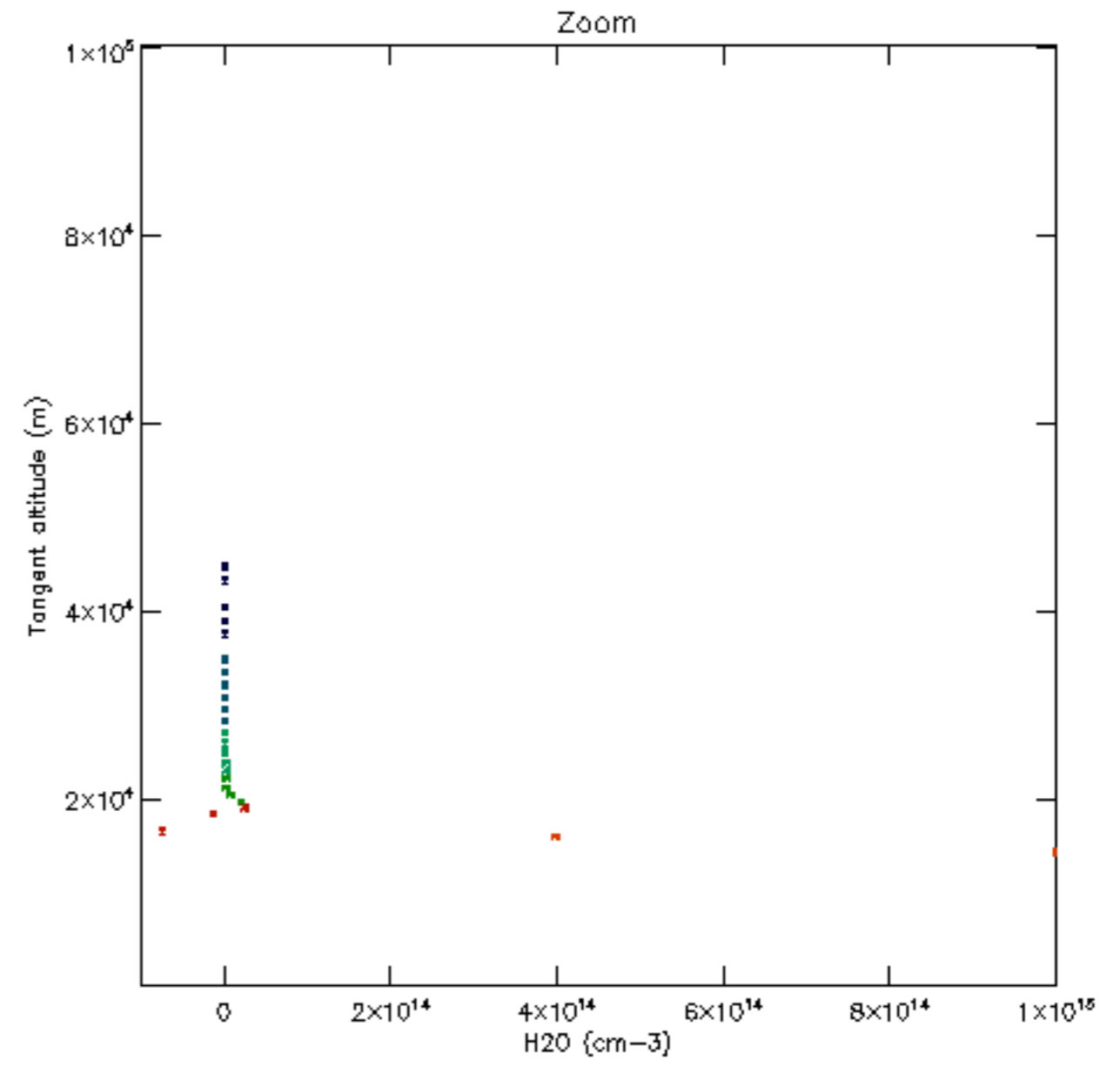
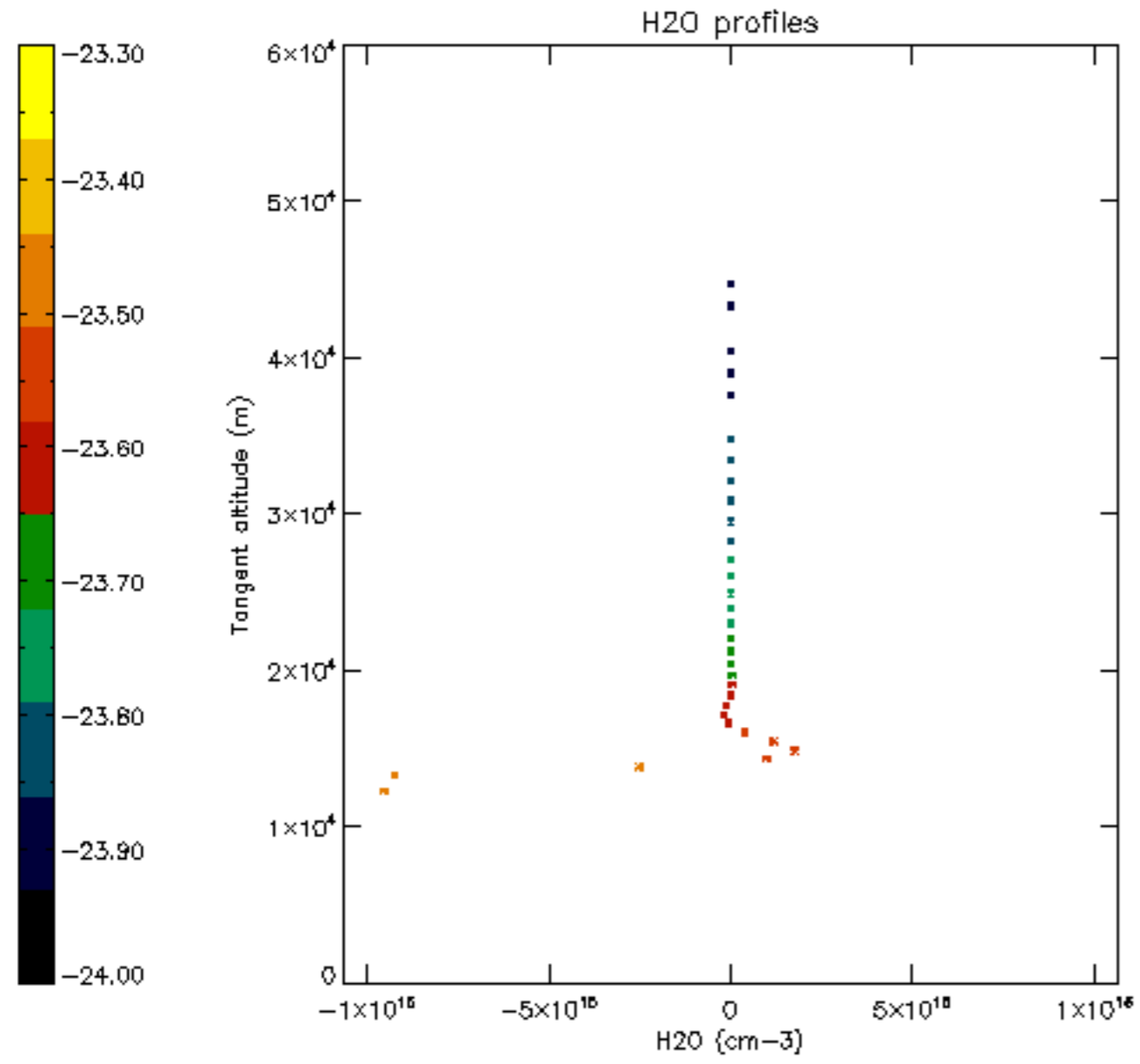


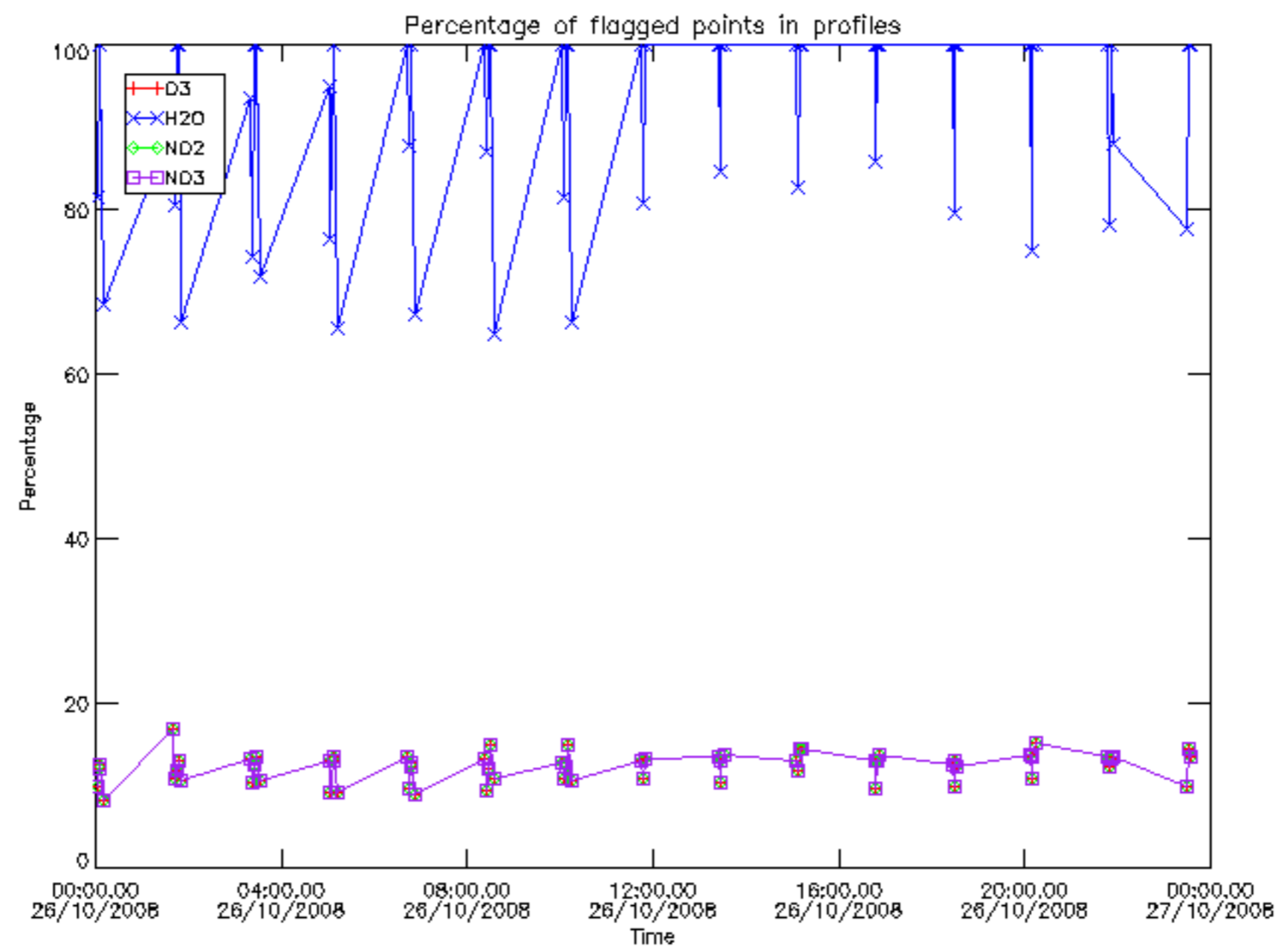




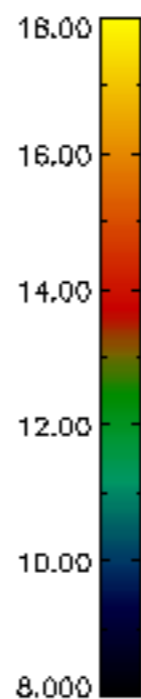
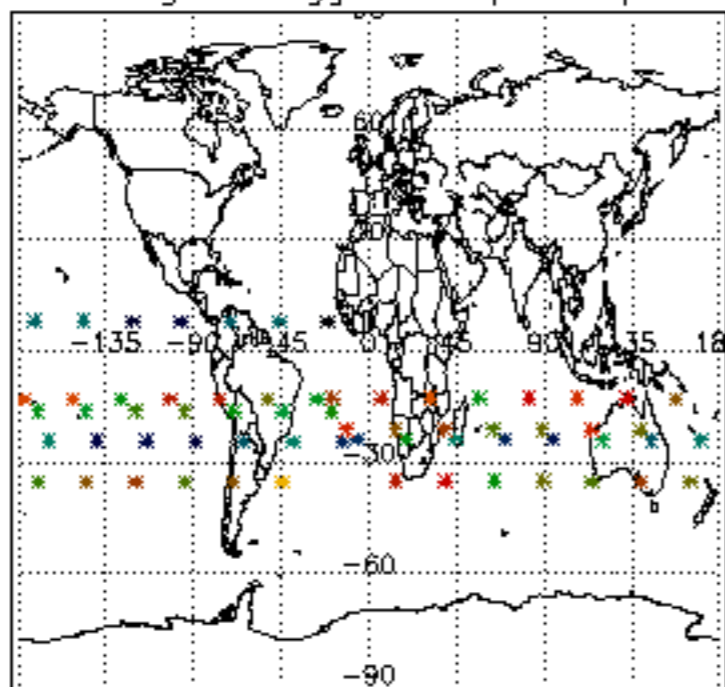




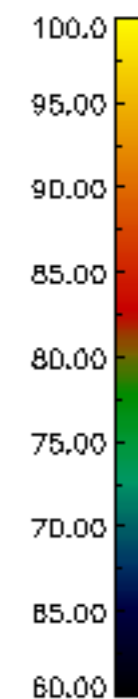
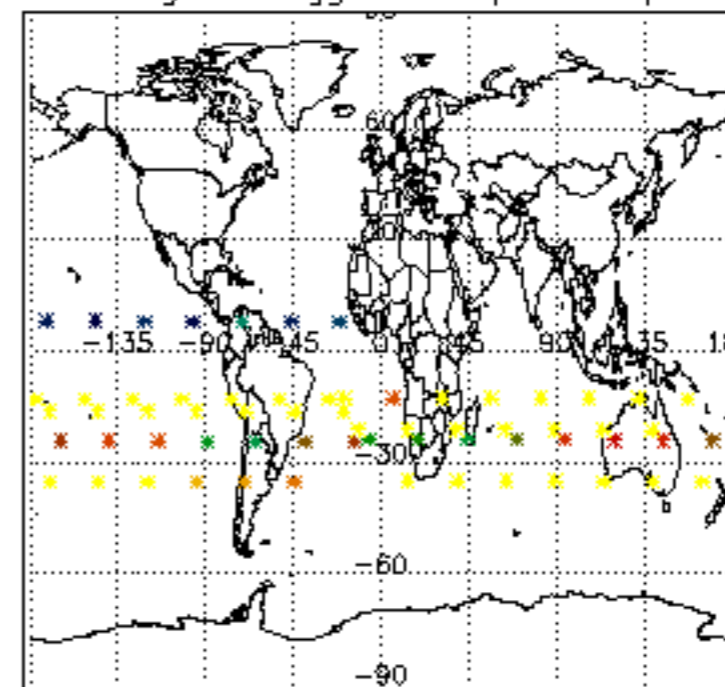




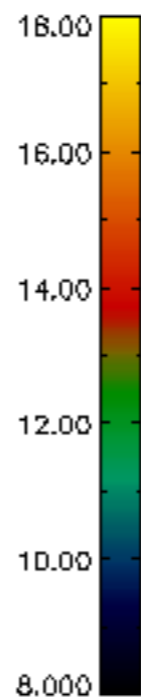
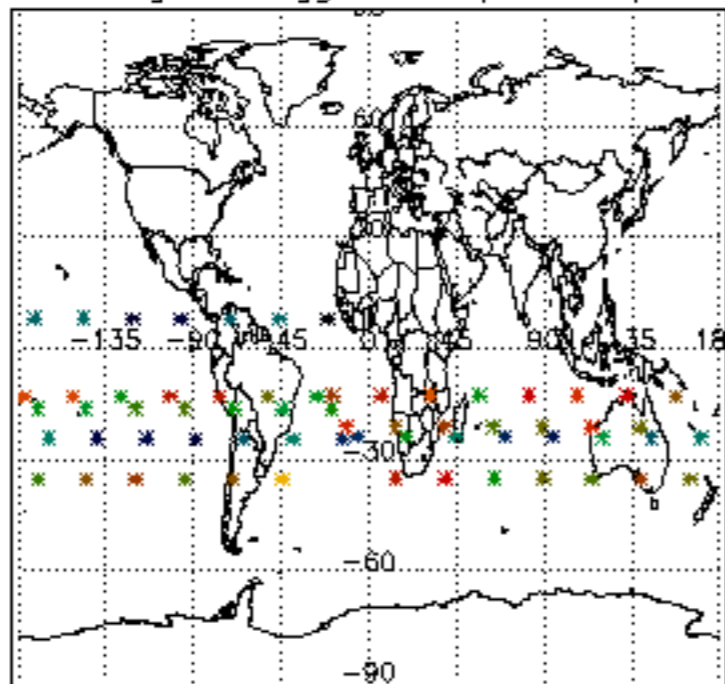
Percentage of flagged data per D3 profile



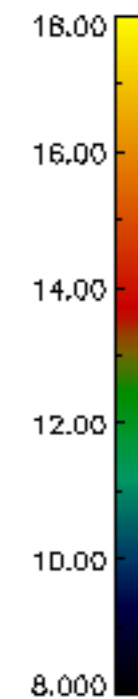
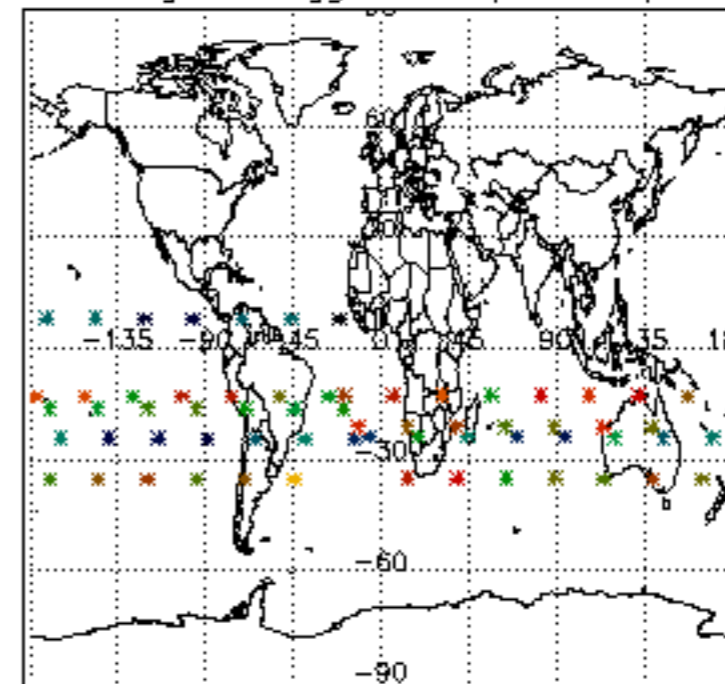
Percentage of flagged data per H2O profile

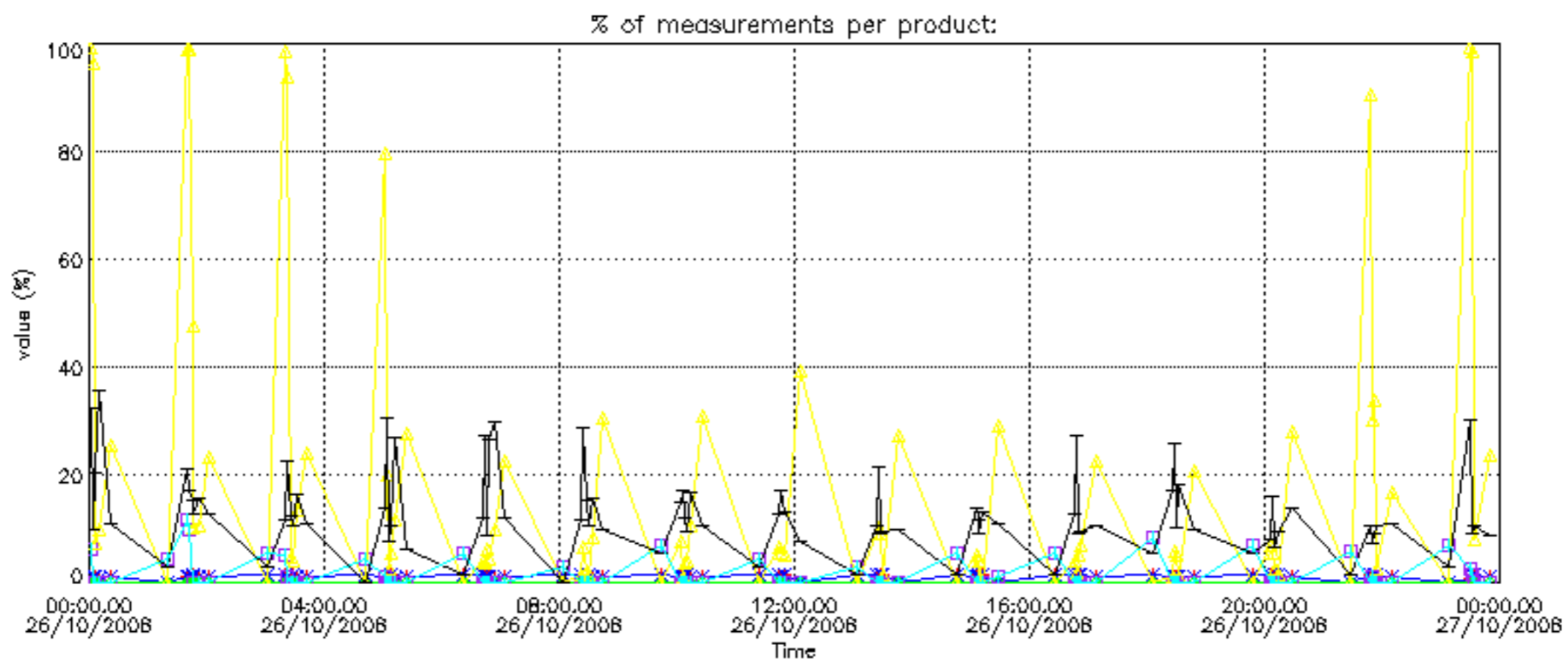


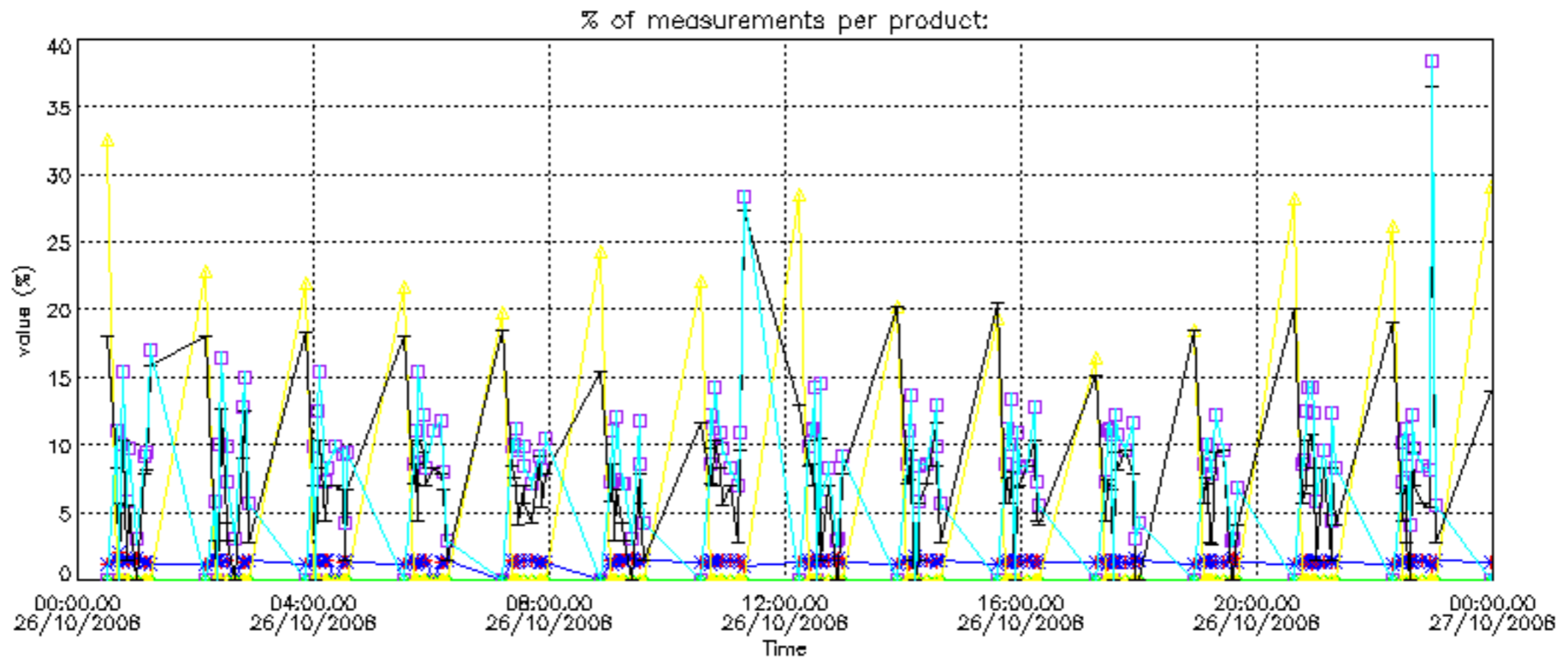
Percentage of flagged data per NO2 profile



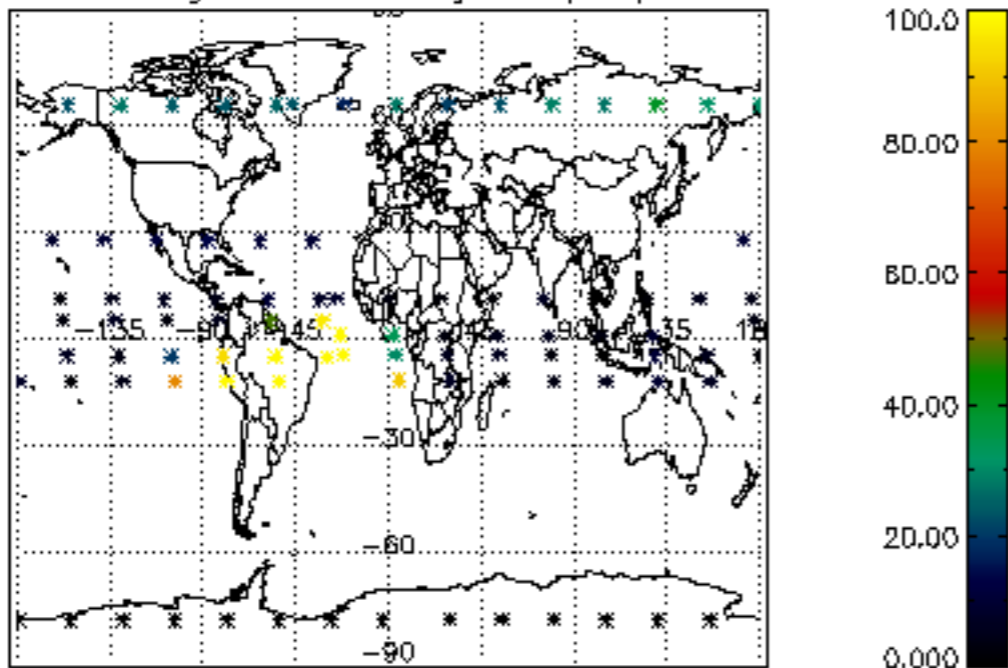
Percentage of flagged data per NO3 profile



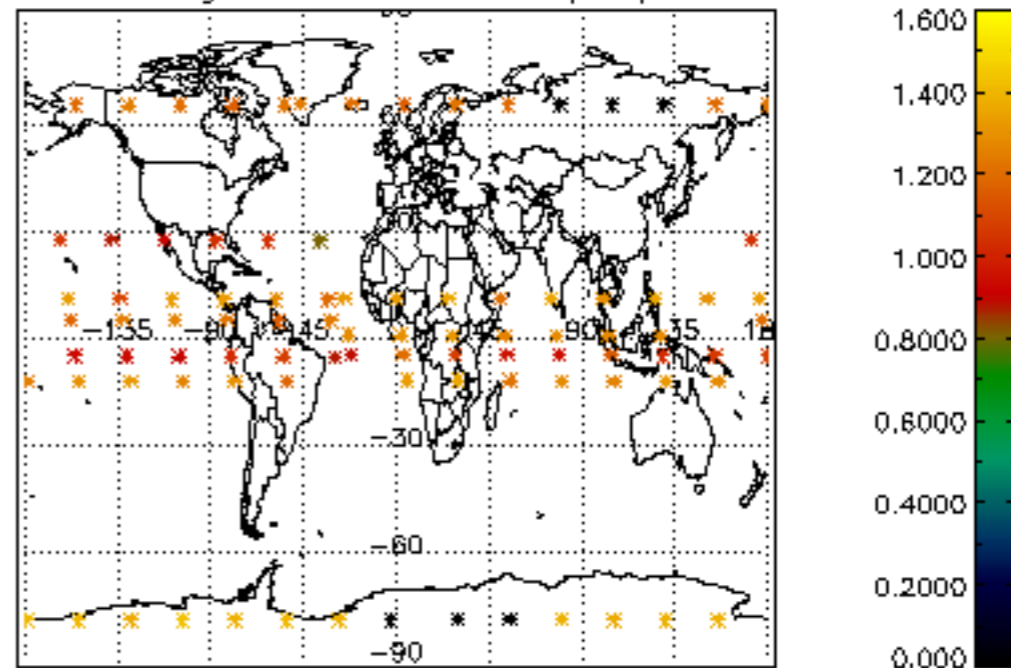




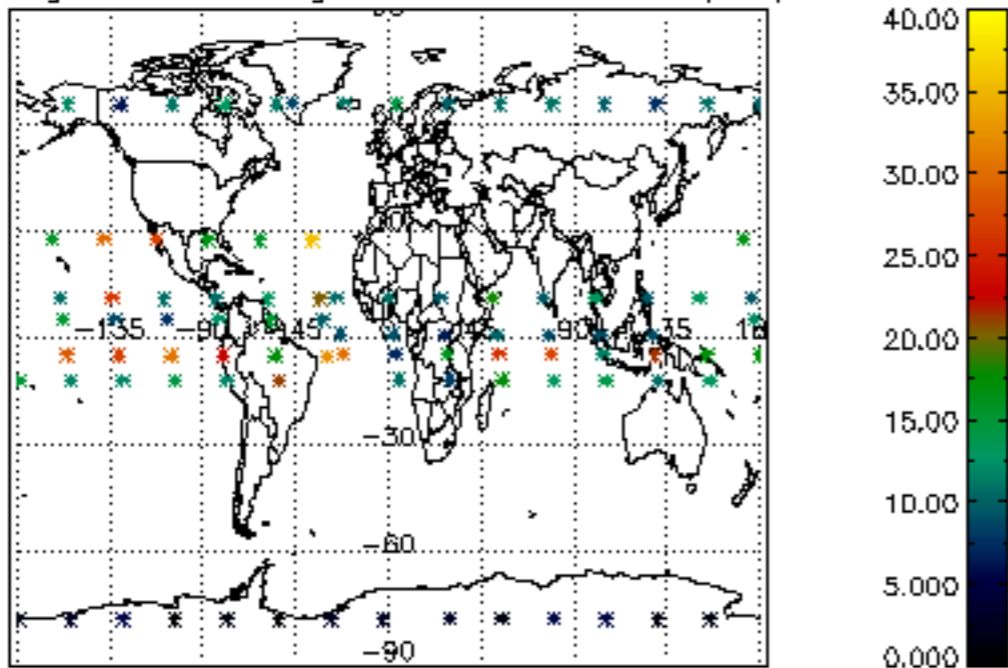
Percentage of cosmic ray hits per profile



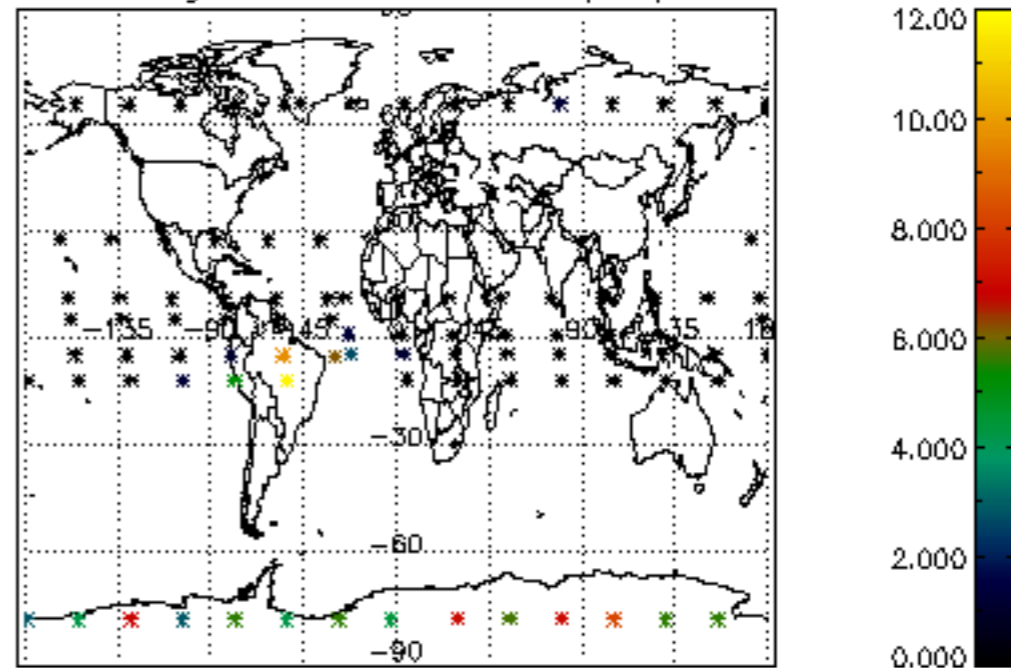
Percentage of datation errors per profile



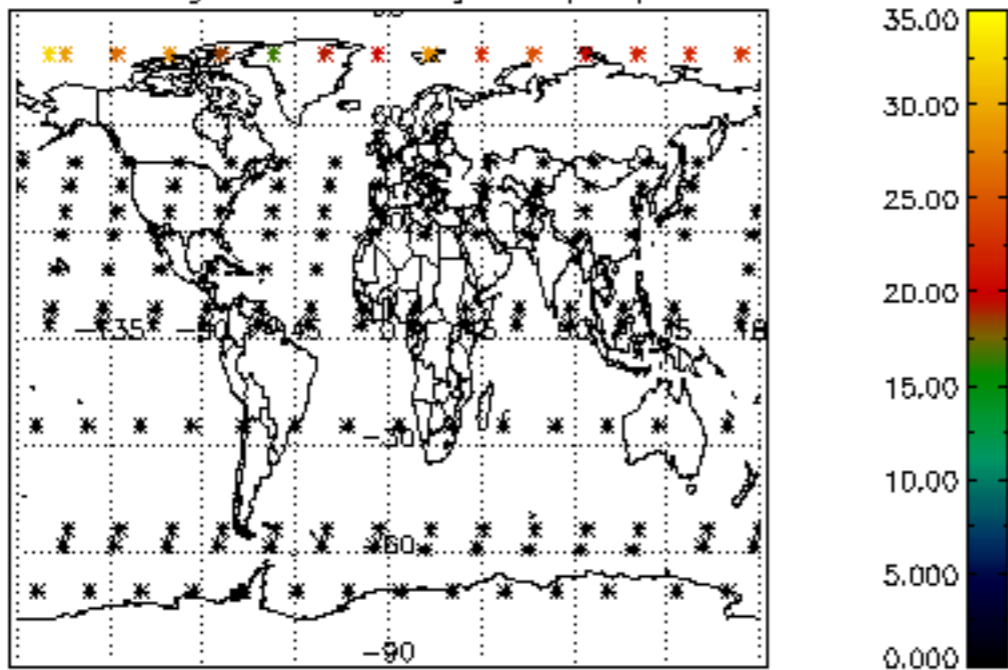
Percentage of star falling outside central band per profile



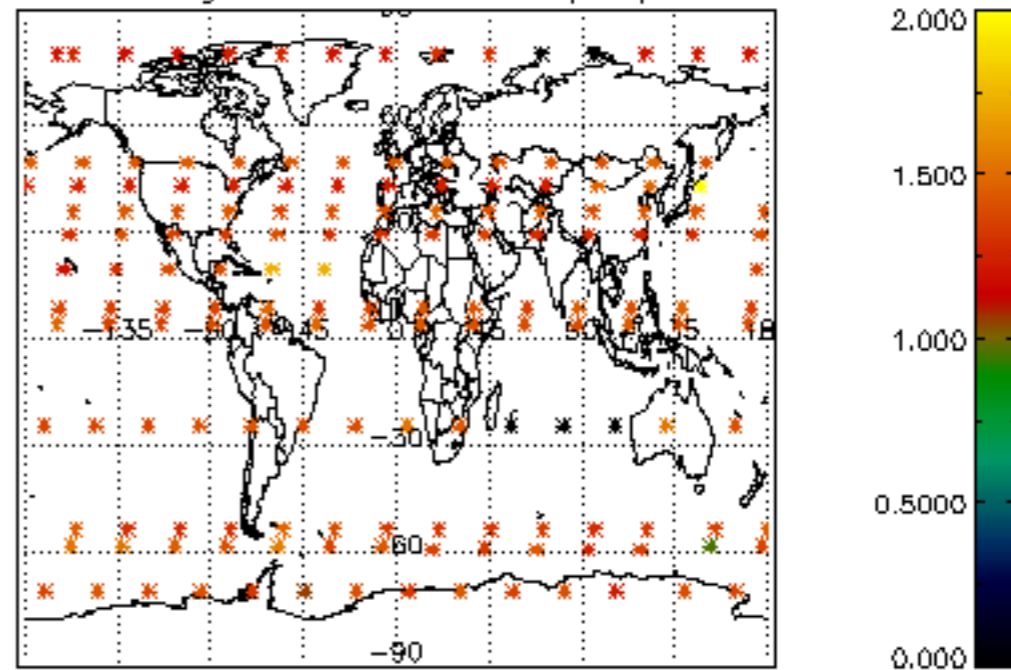
Percentage of saturation errors per profile



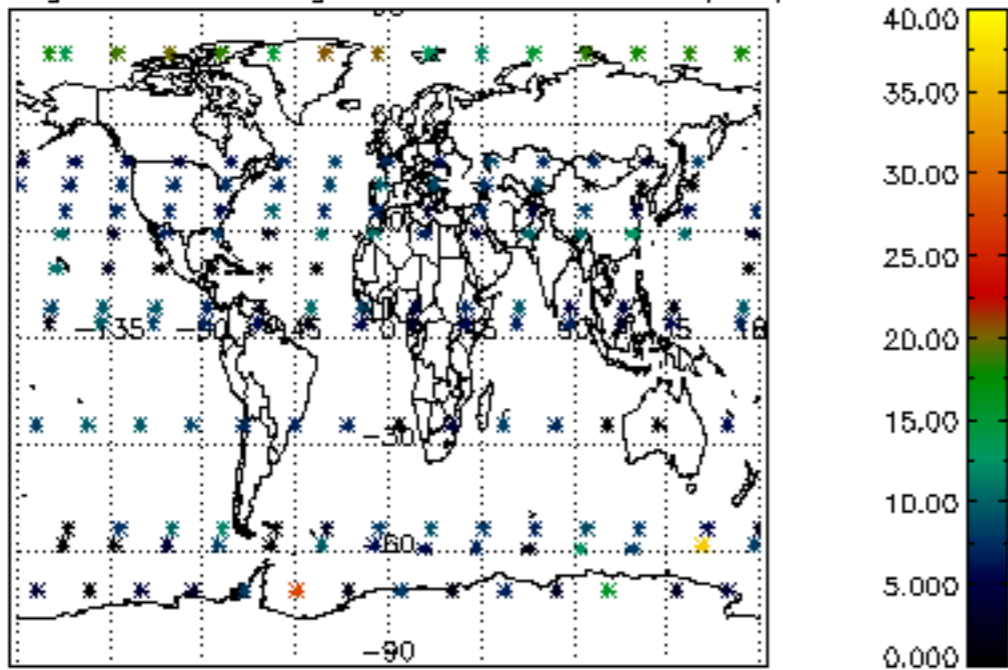
Percentage of cosmic ray hits per profile



Percentage of datation errors per profile



Percentage of star falling outside central band per profile



Percentage of saturation errors per profile

