

GOMOS Level 2 Daily Report

SUMMARY

[1. General Info](#)

[2. Summary of processed GOM_NL_2P products](#)

[3. Level 2 Quality information per product](#)

[3.1 Plot of level 2 quality information per product \(time dependant\)](#)

[3.2 Plot of level 2 quality information per product \(world map\)](#)

[4. Level 1 Quality information per product \(stored on level 2 products\)](#)

[4.1 Plot of level 1 quality information per product \(time dependant\)](#)

[4.1.1 Plot of level 1 quality information per product \(time dependant\): ASCENDING](#)

[4.1.2 Plot of level 1 quality information per product \(time dependant\): DESCENDING](#)

[4.2 Plot of level 1 quality information per product \(world map\)](#)

[4.2.1 Plot of level 1 quality information per product \(world map\): ASCENDING](#)

[4.2.2 Plot of level 1 quality information per product \(world map\): DESCENDING](#)

[5. Ozone profiles based on quality statistics and other trace gas profiles](#)

[5.1 Ozone statistics based on quality of products](#)

[5.2 Plot ozone profiles for all STD \(dark without errors\)](#)

[5.3 Plot ozone profiles where STD < 20% \(dark without errors\)](#)

[5.4. Plot ozone profiles where STD < 10% \(dark without errors\)](#)

[5.5. Plot ozone profiles where STD < 5% \(dark without errors\)](#)

[5.6 Plot NO2 profiles for all STD \(dark without errors\)](#)

[5.7 Plot NO3 profiles for all STD \(dark without errors\)](#)

[5.8 Plot H2O profiles \(only for occultations of stars 1,2,3,4,13,14,16,26,63 dark without errors\) for all STD](#)

[6. Auxiliary Data Files used for the production reported in section 2](#)

This report presents the daily analysis on parameters extracted from GOMOS level 2 data (GOM_NL__2P). It is intended to monitor some important parameters that will impact the quality of these products. A list of level 2 products (and content) that have arrived during the reporting day to the PCF is also given.

Item	Value
Time of report generation	25APR2013 21:23:10
Data source version	GOMOS/6.01
Start time of products	25-10-2008 (25OCT2008 00:00:00)
Stop time of products	26-10-2008 (26OCT2008 00:00:00)
Store outputs in DB	Yes
Nb of level 2 prods	243
Nb of prods with errors	0

2. Summary of processed GOM_NL__2P products.

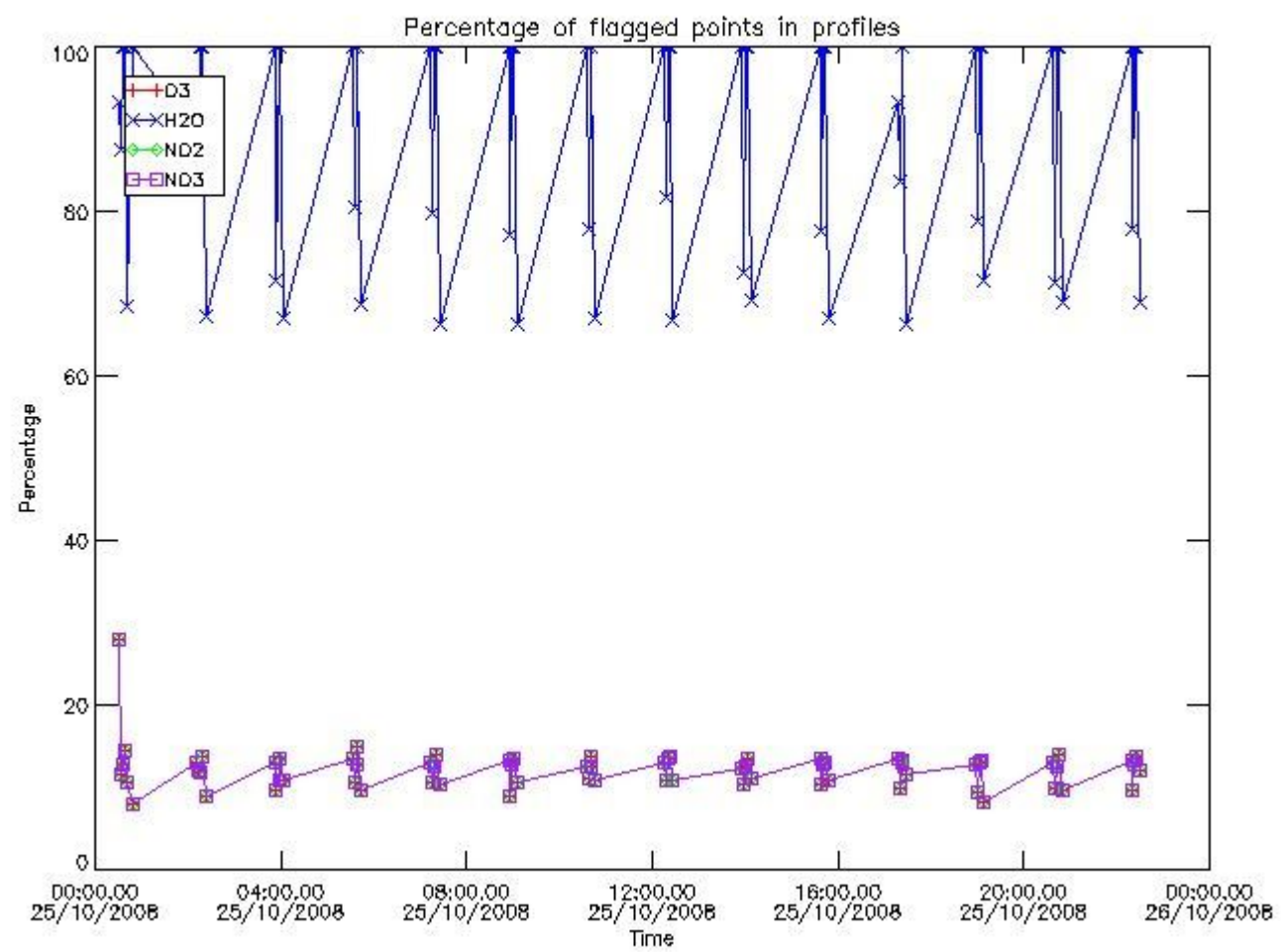
Nr	Filename	UTC Start time	Limb	Duration	Star Id	Star Name	Star Mag	Star Temp	Nb Meas	Orbit	Prod. error
1	GOM_NL__2PRFIN20081025_000059_000000362073_00159_34782_6721.N1	25-OCT-2008 00:00:59	Bright	35.500	82	48Bet UMa	2.3650	10600.	71	34782	No
2	GOM_NL__2PRFIN20081025_000432_000000542073_00159_34782_6722.N1	25-OCT-2008 00:04:32	Bright	54.000	174	52Psi UMa	3.0040	4400.0	108	34782	No
3	GOM_NL__2PRFIN20081025_001136_000000352073_00159_34782_6723.N1	25-OCT-2008 00:11:36	Bright	35.000	96	68Del Leo	2.5600	9300.0	70	34782	No
4	GOM_NL__2PRFIN20081025_003114_000000382073_00159_34782_6724.N1	25-OCT-2008 00:31:14	Dark	38.000	113	Mu Vel	2.6920	5000.0	76	34782	No
5	GOM_NL__2PRFIN20081025_003304_000000452073_00159_34782_6725.N1	25-OCT-2008 00:33:04	Dark	44.500	65	Lam Vel	2.2040	4400.0	89	34782	No
6	GOM_NL__2PRFIN20081025_003556_000000402073_00160_34783_6833.N1	25-OCT-2008 00:35:56	Dark	40.000	46	Del Vel	1.9540	10600.	80	34783	No
7	GOM_NL__2PRFIN20081025_003741_000000392073_00160_34783_6834.N1	25-OCT-2008 00:37:41	Dark	38.500	29	Bet Car	1.6720	10200.	77	34783	No
8	GOM_NL__2PRFIN20081025_004210_000000482073_00160_34783_6835.N1	25-OCT-2008 00:42:10	Dark	48.000	2	Alp Car	-0.73600	7000.0	96	34783	No
9	GOM_NL__2PRFIN20081025_004846_000000322073_00160_34783_6836.N1	25-OCT-2008 00:48:46	Dark	32.000	143	Alp Hyi	2.8570	7200.0	64	34783	No
10	GOM_NL__2PRFIN20081025_005308_000000432073_00160_34783_6837.N1	25-OCT-2008 00:53:08	Straylight	42.500	157	The1Eri	2.9060	9300.0	85	34783	No
11	GOM_NL__2PRFIN20081025_010130_000000432073_00160_34783_6838.N1	25-OCT-2008 01:01:30	Straylight	42.500	52	16Bet Cet	2.0370	4500.0	85	34783	No
12	GOM_NL__2PRFIN20081025_011059_000000352073_00160_34783_6839.N1	25-OCT-2008 01:10:59	Bright	35.000	140	88Gam Peg	2.8340	26000.	70	34783	No
13	GOM_NL__2PRFIN20081025_011452_000000352073_00160_34783_6840.N1	25-OCT-2008 01:14:52	Bright	35.000	58	21Alp And	2.0730	11000.	70	34783	No
14	GOM_NL__2PRFIN20081025_011645_000000382073_00160_34783_6841.N1	25-OCT-2008 01:16:45	Bright	37.500	53	43Bet And	2.0480	3300.0	75	34783	No
15	GOM_NL__2PRFIN20081025_012231_000000352073_00160_34783_6842.N1	25-OCT-2008 01:22:31	Bright	34.500	68	18Alp Cas	2.2250	4500.0	69	34783	No
16	GOM_NL__2PRFIN20081025_012347_000000372073_00160_34783_6843.N1	25-OCT-2008 01:23:47	Bright	36.500	76	27Gam Cas	2.3000	30000.	73	34783	No
17	GOM_NL__2PRFIN20081025_013146_000000332073_00160_34783_6844.N1	25-OCT-2008 01:31:46	Bright	33.000	49	1Alp UMi	1.9900	6300.0	66	34783	No
18	GOM_NL__2PRFIN20081025_014000_000000392073_00160_34783_6845.N1	25-OCT-2008 01:40:00	Bright	39.000	36	50Alp UMa	1.8000	6300.0	78	34783	No
19	GOM_NL__2PRFIN20081025_014135_000000542073_00160_34783_6846.N1	25-OCT-2008 01:41:35	Bright	54.000	82	48Bet UMa	2.3650	10600.	108	34783	No
20	GOM_NL__2PRFIN20081025_014508_000000412073_00160_34783_6847.N1	25-OCT-2008 01:45:08	Bright	41.000	174	52Psi UMa	3.0040	4400.0	82	34783	No
21	GOM_NL__2PRFIN20081025_015212_000000352073_00160_34783_6848.N1	25-OCT-2008 01:52:12	Bright	35.000	96	68Del Leo	2.5600	9300.0	70	34783	No
22	GOM_NL__2PRFIN20081025_021150_000000392073_00160_34783_6849.N1	25-OCT-2008 02:11:50	Dark	39.000	113	Mu Vel	2.6920	5000.0	78	34783	No
23	GOM_NL__2PRFIN20081025_021341_000000422073_00160_34783_6850.N1	25-OCT-2008 02:13:41	Dark	42.000	65	Lam Vel	2.2040	4400.0	84	34783	No
24	GOM_NL__2PRFIN20081025_021632_000000442073_00161_34784_6846.N1	25-OCT-2008 02:16:32	Dark	43.500	46	Del Vel	1.9540	10600.	87	34784	No
25	GOM_NL__2PRFIN20081025_021817_000000372073_00161_34784_6847.N1	25-OCT-2008 02:18:17	Dark	37.000	29	Bet Car	1.6720	10200.	74	34784	No
26	GOM_NL__2PRFIN20081025_022247_000000572073_00161_34784_6848.N1	25-OCT-2008 02:22:47	Dark	57.000	2	Alp Car	-0.73600	7000.0	114	34784	No
27	GOM_NL__2PRFIN20081025_023344_000000432073_00161_34784_6849.N1	25-OCT-2008 02:33:44	Straylight	42.500	157	The1Eri	2.9060	9300.0	85	34784	No
28	GOM_NL__2PRFIN20081025_024206_000000442073_00161_34784_6850.N1	25-OCT-2008 02:42:06	Straylight	44.000	52	16Bet Cet	2.0370	4500.0	88	34784	No
29	GOM_NL__2PRFIN20081025_025134_000000352073_00161_34784_6851.N1	25-OCT-2008 02:51:34	Bright	35.000	140	88Gam Peg	2.8340	26000.	70	34784	No
30	GOM_NL__2PRFIN20081025_025528_000000372073_00161_34784_6852.N1	25-OCT-2008 02:55:28	Bright	37.000	58	21Alp And	2.0730	11000.	74	34784	No
31	GOM_NL__2PRFIN20081025_025720_000000392073_00161_34784_6853.N1	25-OCT-2008 02:57:20	Bright	38.500	53	43Bet And	2.0480	3300.0	77	34784	No
32	GOM_NL__2PRFIN20081025_030307_000000352073_00161_34784_6854.N1	25-OCT-2008 03:03:07	Bright	34.500	68	18Alp Cas	2.2250	4500.0	69	34784	No
33	GOM_NL__2PRFIN20081025_030423_000000342073_00161_34784_6855.N1	25-OCT-2008 03:04:23	Bright	34.000	76	27Gam Cas	2.3000	30000.	68	34784	No
34	GOM_NL__2PRFIN20081025_031222_000000372073_00161_34784_6856.N1	25-OCT-2008 03:12:22	Bright	37.000	49	1Alp UMi	1.9900	6300.0	74	34784	No
35	GOM_NL__2PRFIN20081025_032036_000000392073_00161_34784_6857.N1	25-OCT-2008 03:20:36	Bright	38.500	36	50Alp UMa	1.8000	6300.0	77	34784	No
36	GOM_NL__2PRFIN20081025_032211_000000542073_00161_34784_6858.N1	25-OCT-2008 03:22:11	Bright	54.000	82	48Bet UMa	2.3650	10600.	108	34784	No
37	GOM_NL__2PRFIN20081025_032544_000000382073_00161_34784_6859.N1	25-OCT-2008 03:25:44	Bright	37.500	174	52Psi UMa	3.0040	4400.0	75	34784	No
38	GOM_NL__2PRFIN20081025_033248_000000362073_00161_34784_6860.N1	25-OCT-2008 03:32:48	Bright	35.500	96	68Del Leo	2.5600	9300.0	71	34784	No
39	GOM_NL__2PRFIN20081025_035227_000000402073_00161_34784_6861.N1	25-OCT-2008 03:52:27	Dark	39.500	113	Mu Vel	2.6920	5000.0	79	34784	No
40	GOM_NL__2PRFIN20081025_035418_000000532073_00161_34784_6862.N1	25-OCT-2008 03:54:18	Dark	53.000	65	Lam Vel	2.2040	4400.0	106	34784	No
41	GOM_NL__2PRFIN20081025_035709_000000482073_00162_34785_6861.N1	25-OCT-2008 03:57:09	Dark	47.500	46	Del Vel	1.9540	10600.	95	34785	No
42	GOM_NL__2PRFIN20081025_035853_000000382073_00162_34785_6862.N1	25-OCT-2008 03:58:53	Dark	38.000	29	Bet Car	1.6720	10200.	76	34785	No

220	GOM_NL__2PRFIN20081025_213057_000000362073_00172_34795_7017.N1	25-OCT-2008 21:30:57	Bright	35.500	76	27Gam Cas	2.3000	30000.	71	34795	No
221	GOM_NL__2PRFIN20081025_213857_000000372073_00172_34795_7018.N1	25-OCT-2008 21:38:57	Bright	36.500	49	1Alp UMi	1.9900	6300.0	73	34795	No
222	GOM_NL__2PRFIN20081025_214711_000000352073_00172_34795_7019.N1	25-OCT-2008 21:47:11	Bright	34.500	36	50Alp UMa	1.8000	6300.0	69	34795	No
223	GOM_NL__2PRFIN20081025_214846_000000542073_00172_34795_7020.N1	25-OCT-2008 21:48:46	Bright	54.000	82	48Bet UMa	2.3650	10600.	108	34795	No
224	GOM_NL__2PRFIN20081025_215220_000000362073_00172_34795_7021.N1	25-OCT-2008 21:52:20	Bright	35.500	174	52Psi UMa	3.0040	4400.0	71	34795	No
225	GOM_NL__2PRFIN20081025_215926_000000352073_00172_34795_7022.N1	25-OCT-2008 21:59:26	Bright	35.000	96	68Del Leo	2.5600	9300.0	70	34795	No
226	GOM_NL__2PRFIN20081025_221906_000000392073_00172_34795_7023.N1	25-OCT-2008 22:19:06	Dark	38.500	113	Mu Vel	2.6920	5000.0	77	34795	No
227	GOM_NL__2PRFIN20081025_222101_000000532073_00172_34795_7024.N1	25-OCT-2008 22:21:01	Dark	52.500	65	Lam Vel	2.2040	4400.0	105	34795	No
228	GOM_NL__2PRFIN20081025_222351_000000402073_00173_34796_7030.N1	25-OCT-2008 22:23:51	Dark	40.000	46	Del Vel	1.9540	10600.	80	34796	No
229	GOM_NL__2PRFIN20081025_222532_000000372073_00173_34796_7031.N1	25-OCT-2008 22:25:32	Dark	37.000	29	Bet Car	1.6720	10200.	74	34796	No
230	GOM_NL__2PRFIN20081025_223007_000000512073_00173_34796_7032.N1	25-OCT-2008 22:30:07	Dark	50.500	2	Alp Car	-0.73600	7000.0	101	34796	No
231	GOM_NL__2PRFIN20081025_224100_000000412073_00173_34796_7033.N1	25-OCT-2008 22:41:00	Straylight	41.000	157	The1Eri	2.9060	9300.0	82	34796	No
232	GOM_NL__2PRFIN20081025_224919_000000422073_00173_34796_7034.N1	25-OCT-2008 22:49:19	Straylight	42.000	52	16Bet Cet	2.0370	4500.0	84	34796	No
233	GOM_NL__2PRFIN20081025_225848_000000372073_00173_34796_7035.N1	25-OCT-2008 22:58:48	Bright	36.500	140	88Gam Peg	2.8340	26000.	73	34796	No
234	GOM_NL__2PRFIN20081025_230040_000000252073_00173_34796_7036.N1	25-OCT-2008 23:00:40	Twi_and_stray	25.000	105	6Bet Ari	2.6450	8900.0	50	34796	No
235	GOM_NL__2PRFIN20081025_230240_000000362073_00173_34796_7037.N1	25-OCT-2008 23:02:40	Bright	36.000	58	21Alp And	2.0730	11000.	72	34796	No
236	GOM_NL__2PRFIN20081025_230430_000000362073_00173_34796_7038.N1	25-OCT-2008 23:04:30	Bright	36.000	53	43Bet And	2.0480	3300.0	72	34796	No
237	GOM_NL__2PRFIN20081025_231018_000000352073_00173_34796_7039.N1	25-OCT-2008 23:10:18	Bright	34.500	68	18Alp Cas	2.2250	4500.0	69	34796	No
238	GOM_NL__2PRFIN20081025_231133_000000362073_00173_34796_7040.N1	25-OCT-2008 23:11:33	Bright	36.000	76	27Gam Cas	2.3000	30000.	72	34796	No
239	GOM_NL__2PRFIN20081025_231933_000000362073_00173_34796_7041.N1	25-OCT-2008 23:19:33	Bright	35.500	49	1Alp UMi	1.9900	6300.0	71	34796	No
240	GOM_NL__2PRFIN20081025_232747_000000362073_00173_34796_7042.N1	25-OCT-2008 23:27:47	Bright	35.500	36	50Alp UMa	1.8000	6300.0	71	34796	No
241	GOM_NL__2PRFIN20081025_232922_000000402073_00173_34796_7043.N1	25-OCT-2008 23:29:22	Bright	40.000	82	48Bet UMa	2.3650	10600.	80	34796	No
242	GOM_NL__2PRFIN20081025_233256_000000382073_00173_34796_7044.N1	25-OCT-2008 23:32:56	Bright	38.000	174	52Psi UMa	3.0040	4400.0	76	34796	No
243	GOM_NL__2PRFIN20081025_234002_000000362073_00173_34796_7045.N1	25-OCT-2008 23:40:02	Bright	36.000	96	68Del Leo	2.5600	9300.0	72	34796	No

3. Quality information per product

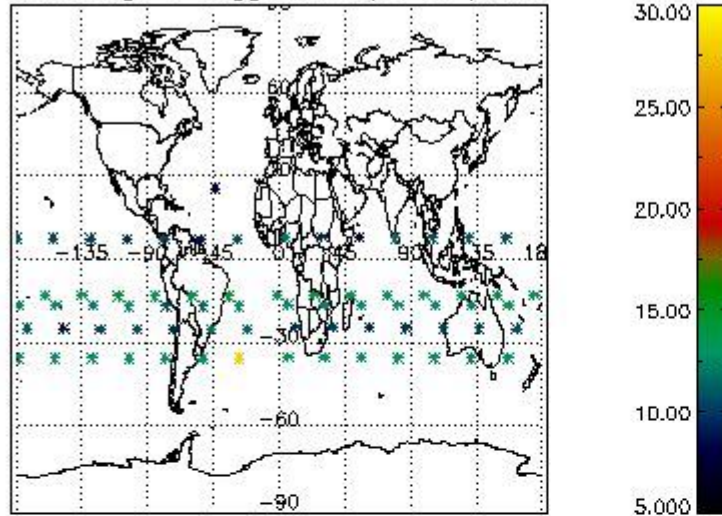
In this section it is plotted some information contained in the Quality Summary data set of the level 2 products. Only products in dark limb conditions and without errors (error flag in the MPH set to "0") are used.

3.1 Plot quality information per product (time dependant)

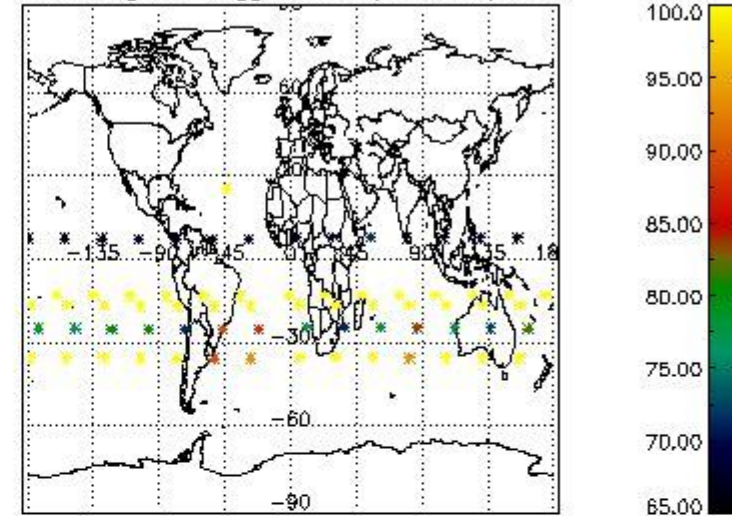


3.2 Plot quality information per product (world map)

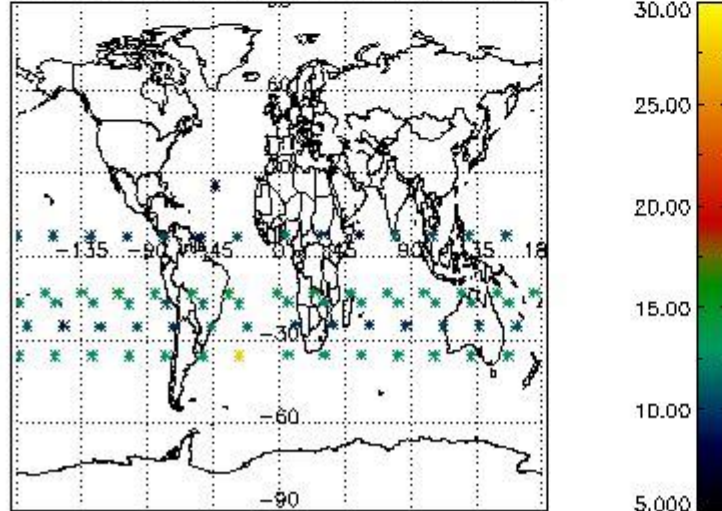
Percentage of flagged data per O3 profile



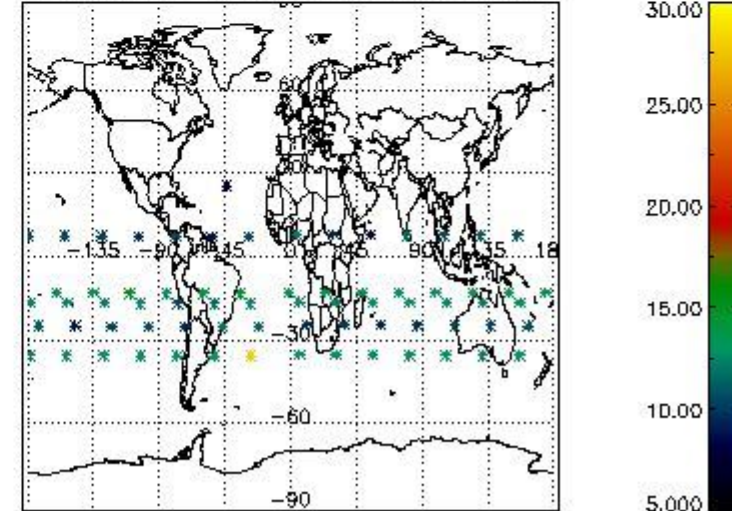
Percentage of flagged data per H2O profile



Percentage of flagged data per NO2 profile



Percentage of flagged data per NO3 profile

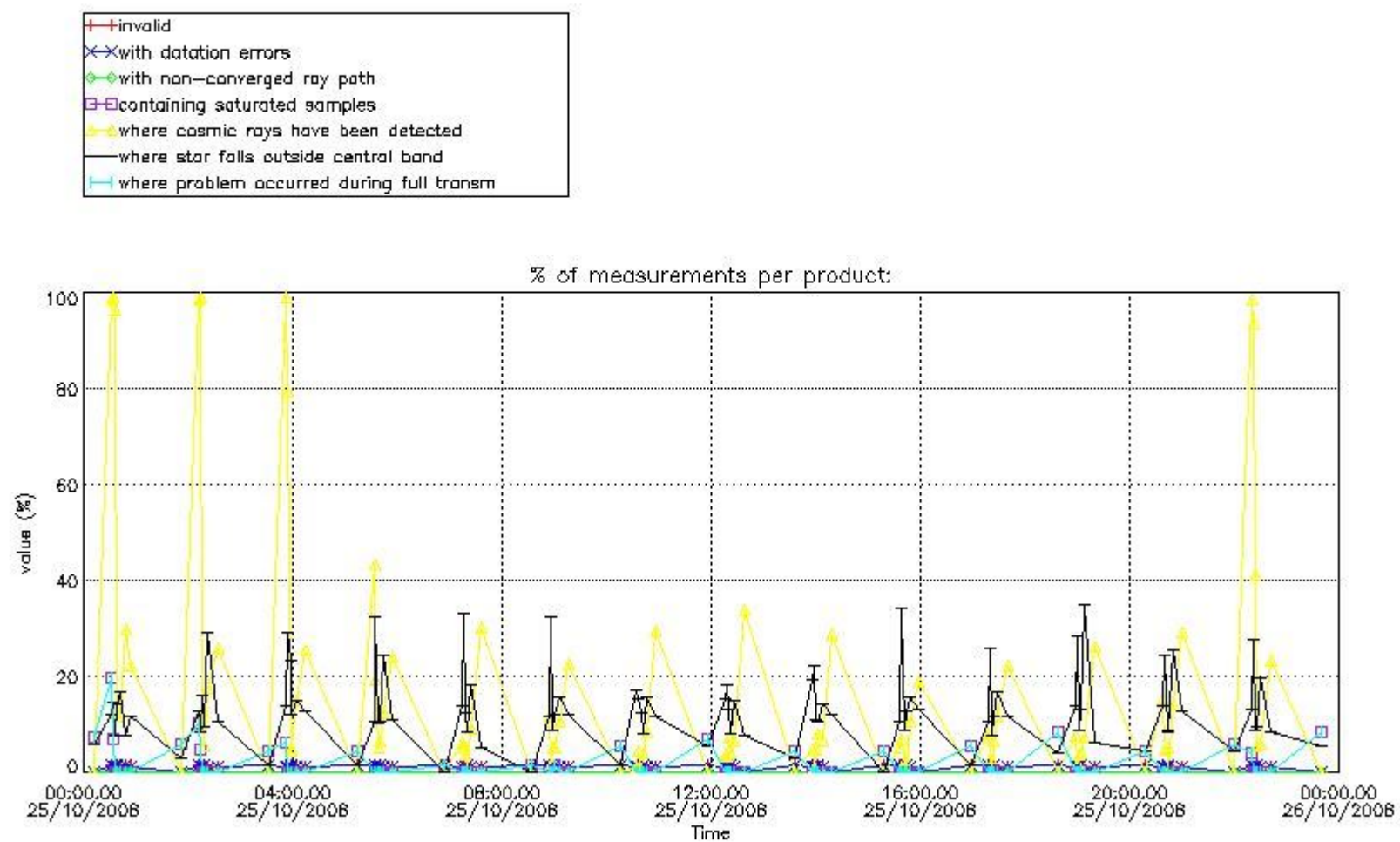


4. Level 1 quality information per product

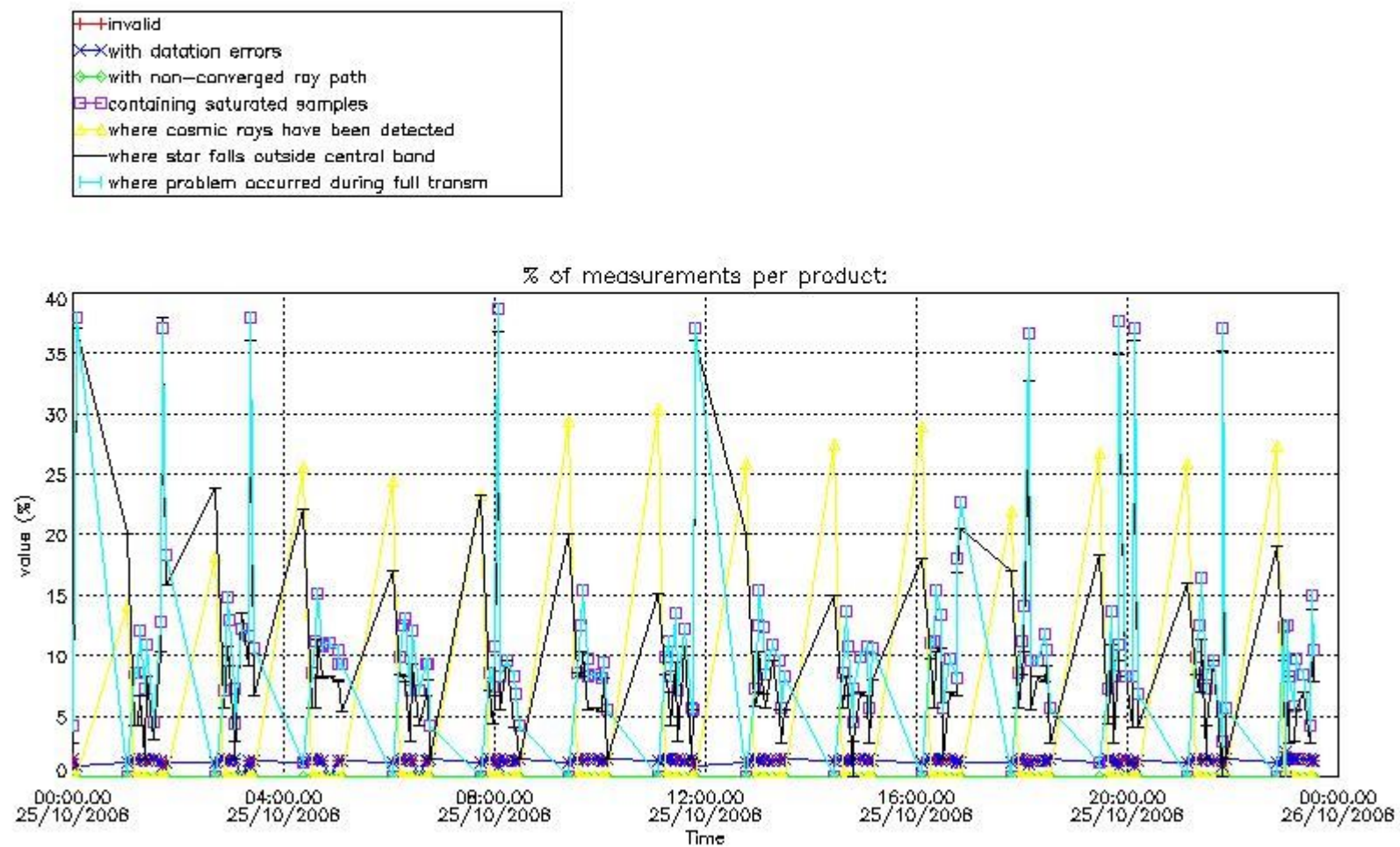
In this section it is plotted some information contained in the Quality Summary data set of the level 2 products that comes from the level 1b processing. Products without errors (error flag in the MPH set to "0") are used.

4.1 Plot quality information per product (time dependant) coming from level 1b processing

4.1.1 Plot level 1 quality information per product (time dependant): ENVISAT ASCENDING passes



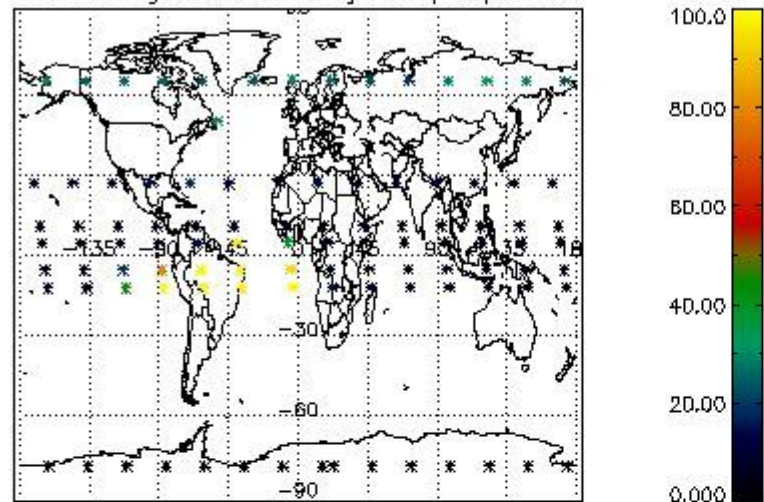
4.1.2 Plot level 1 quality information per product (time dependant): ENVI SAT DESCENDING passes



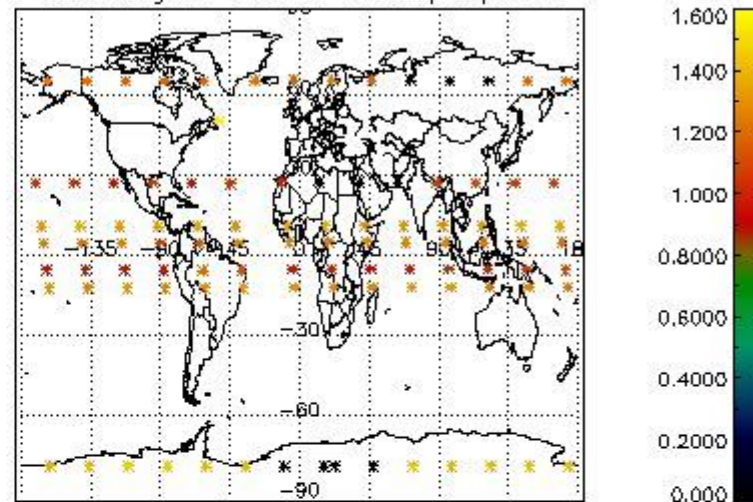
4.2 Plot quality information per product coming from level 1b processing (world map)

4.2.1 Plot level 1 quality information per product (world map): ENVISAT ASCENDING passes

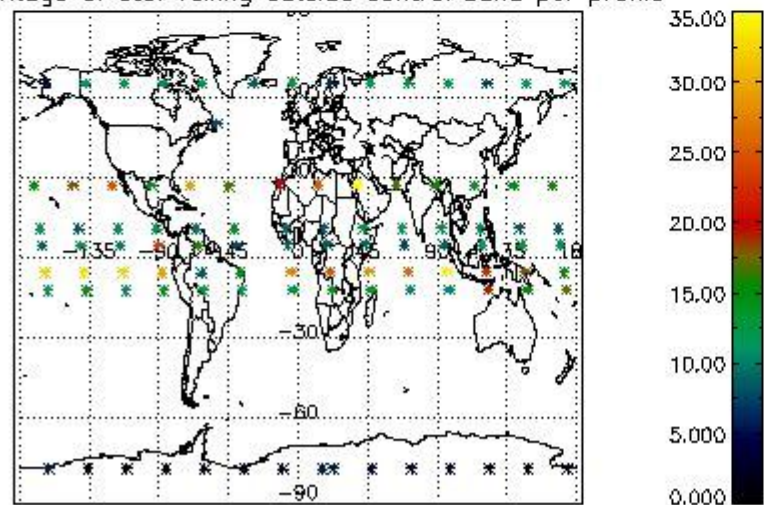
Percentage of cosmic ray hits per profile



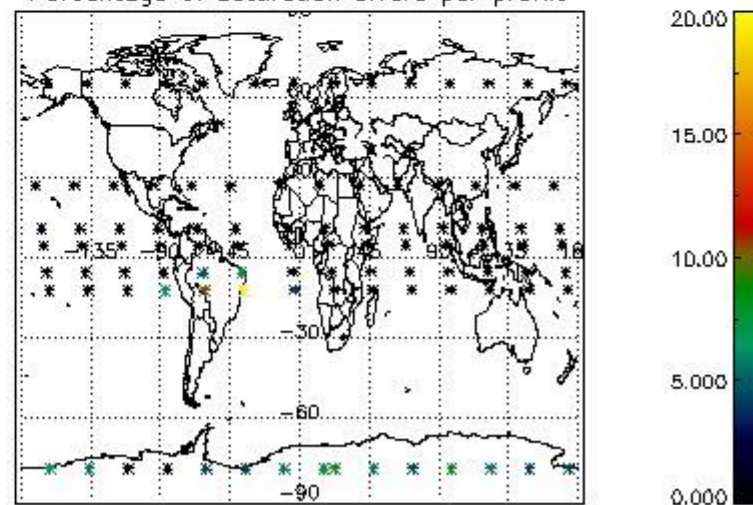
Percentage of datation errors per profile



Percentage of star falling outside central band per profile

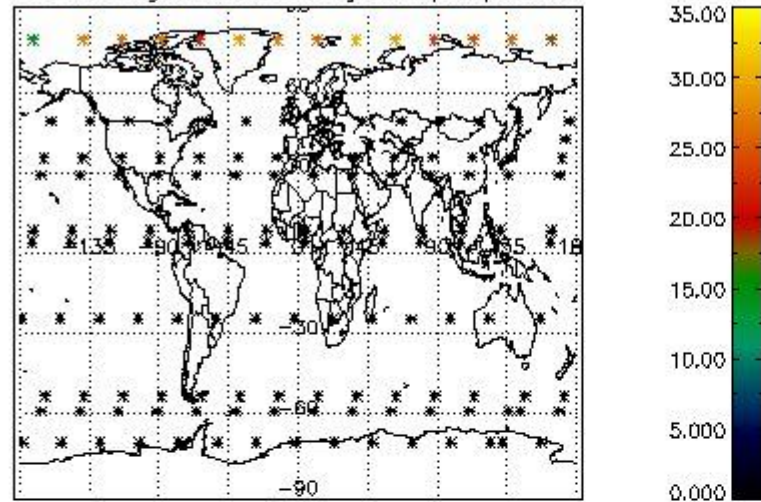


Percentage of saturation errors per profile

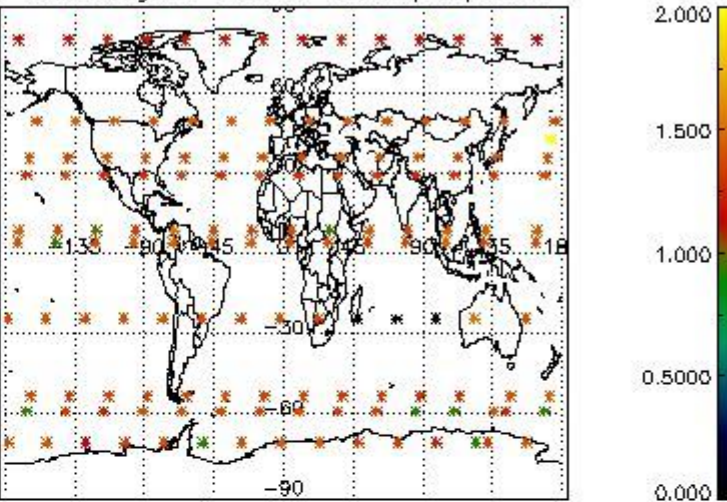


4.2.2 Plot level 1 quality information per product (world map): ENVISAT DESCENDING passes

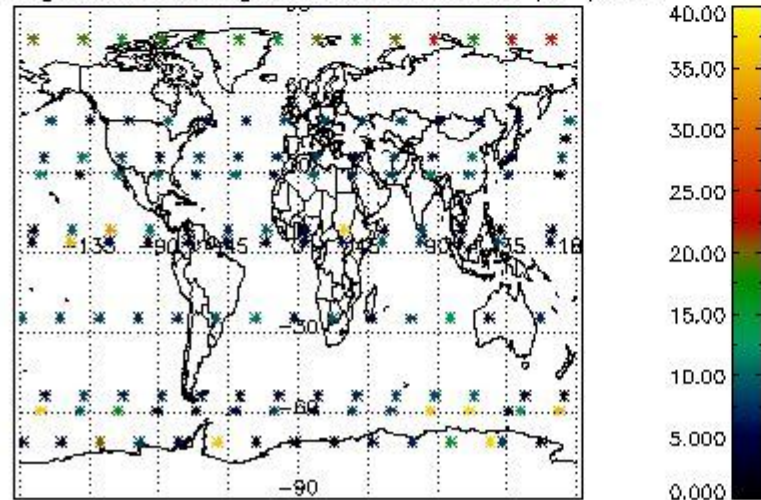
Percentage of cosmic ray hits per profile



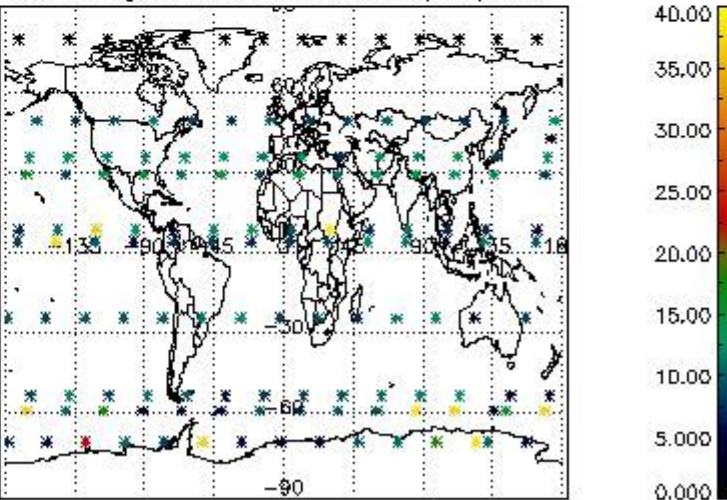
Percentage of datation errors per profile



Percentage of star falling outside central band per profile



Percentage of saturation errors per profile



5. Trace gas profiles

5.1 Ozone statistics based on quality of products

The final quality of the products can be "measured" using the STD (Standard Deviation) attached to every point profile. This information is written to the parameter GOM_NL__2P/NL_LOCAL_SPECIES_DENSITY/o3_std of the level 2 products. The table below shows the statistics for given STD ranges.

The statistics are given with respect to the overall valid production:

- Products without fatal errors: GOM_NL__2P/MPH/PRODUCT_ERR=0
- Valid point profile: GOM_NL__2P/NL_LOCAL_SPECIES_DENSITY/pcd(0)=0

The 'Criteria' is applied to valid points of dark limb products:

- Products in dark limb illumination condition: GOM_NL__2P/NL_SUMMARY_QUALITY/obs_ill_cond=0
- Products without fatal errors: GOM_NL__2P/MPH/PRODUCT_ERR=0
- Valid point profile: GOM_NL__2P/NL_LOCAL_SPECIES_DENSITY/pcd(0)=0

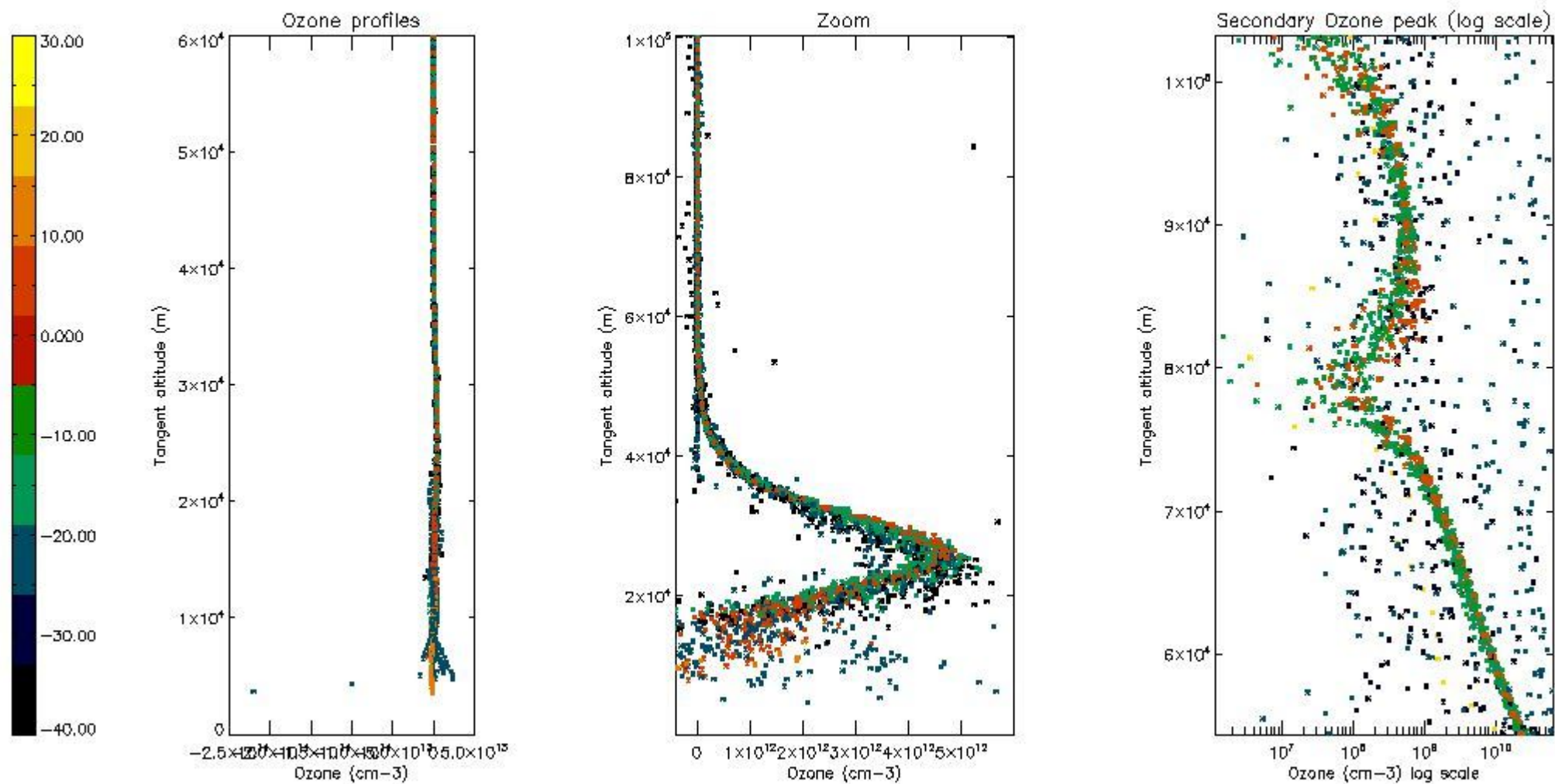
So, the table below shows the percentage of dark limb and valid observations for each criteria with respect to the overall valid daily observations.

Criteria	% of total production
All STD	34
STD < 20	17

STD < 10	12
STD < 5	8

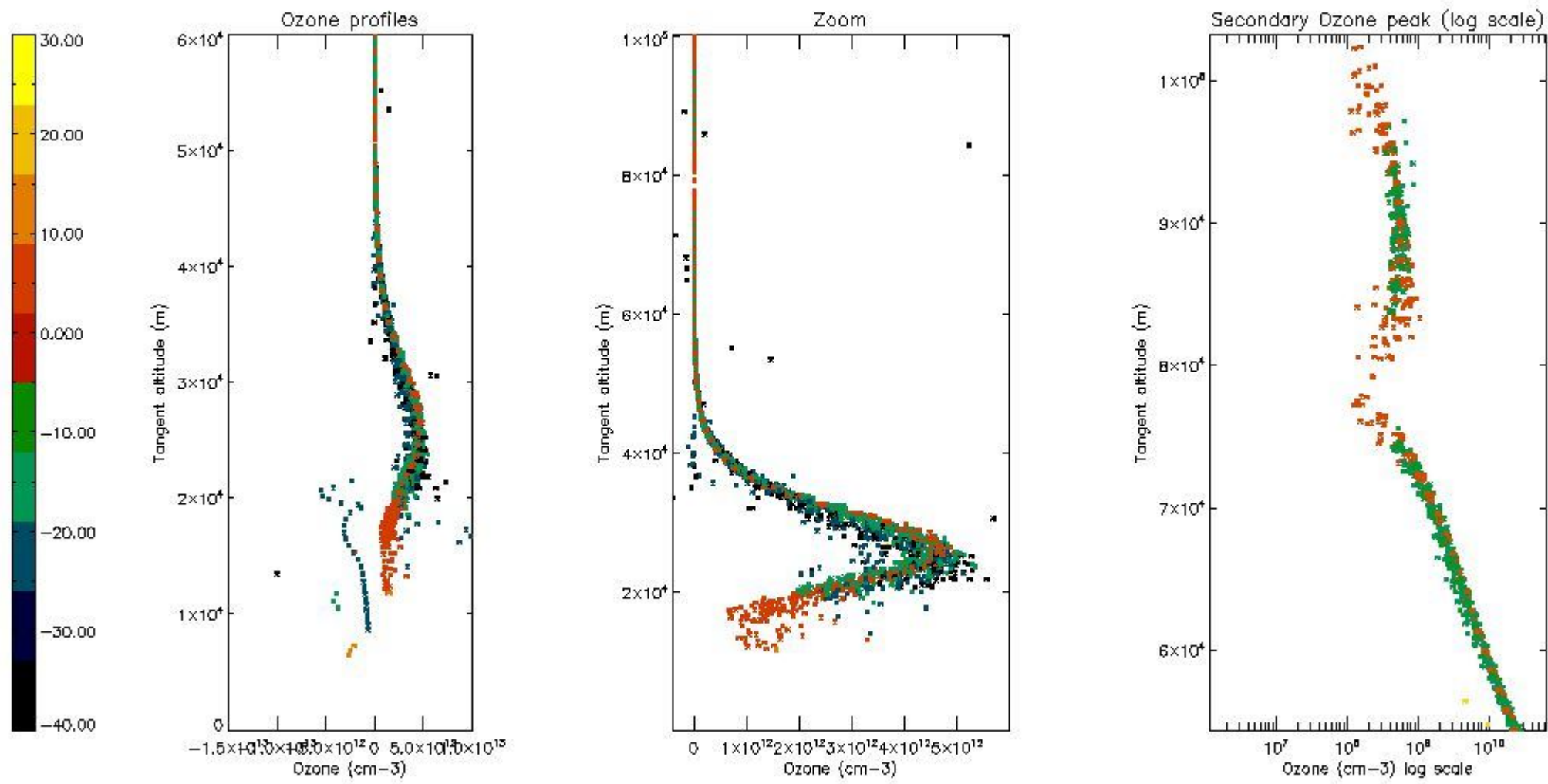
5.2 Plot ozone profiles for all STD (dark without errors)

The colorbar represents the latitude.



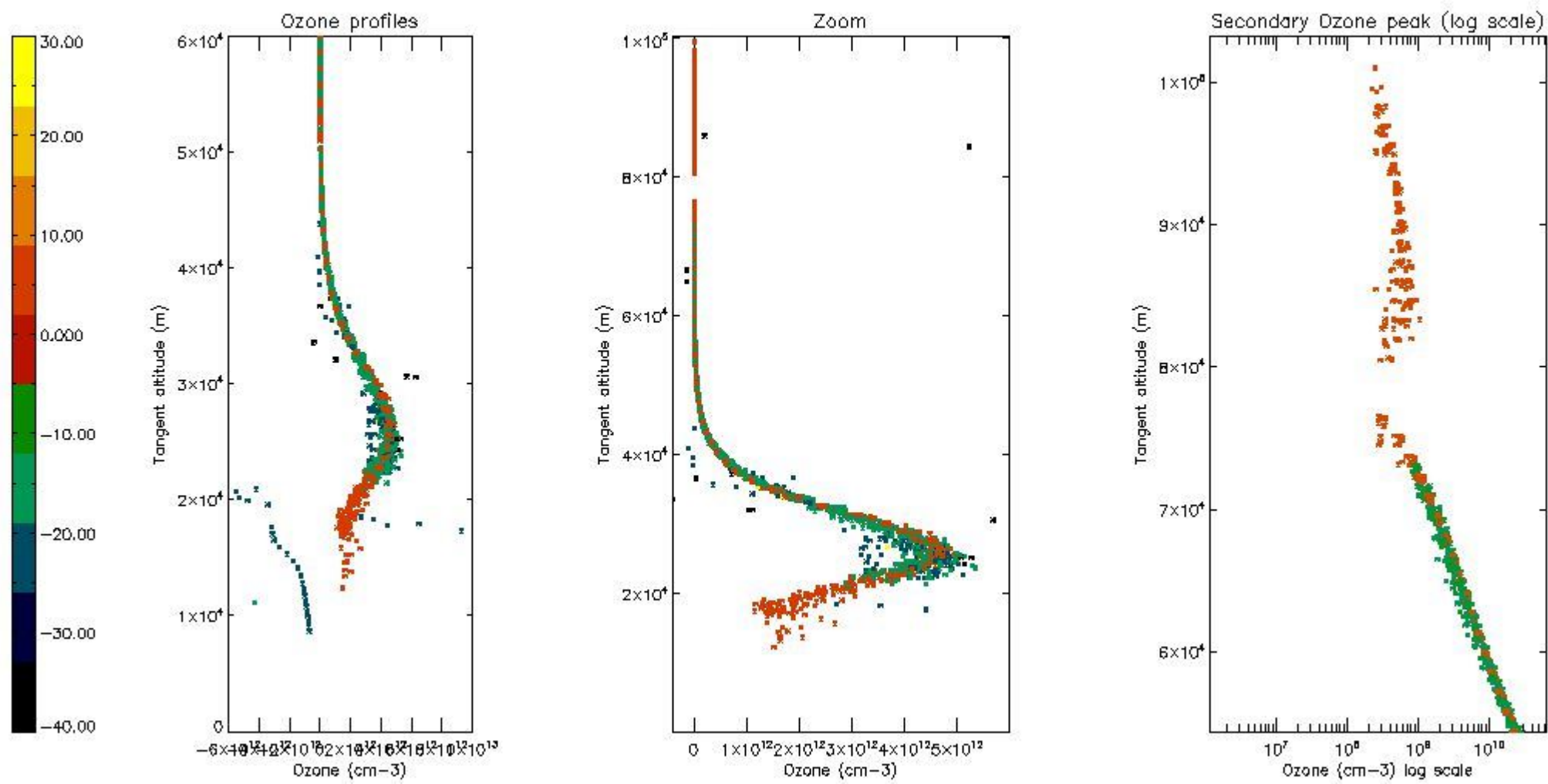
5.3 Plot ozone profiles where STD < 20% (dark without errors)

The colorbar represents the latitude.



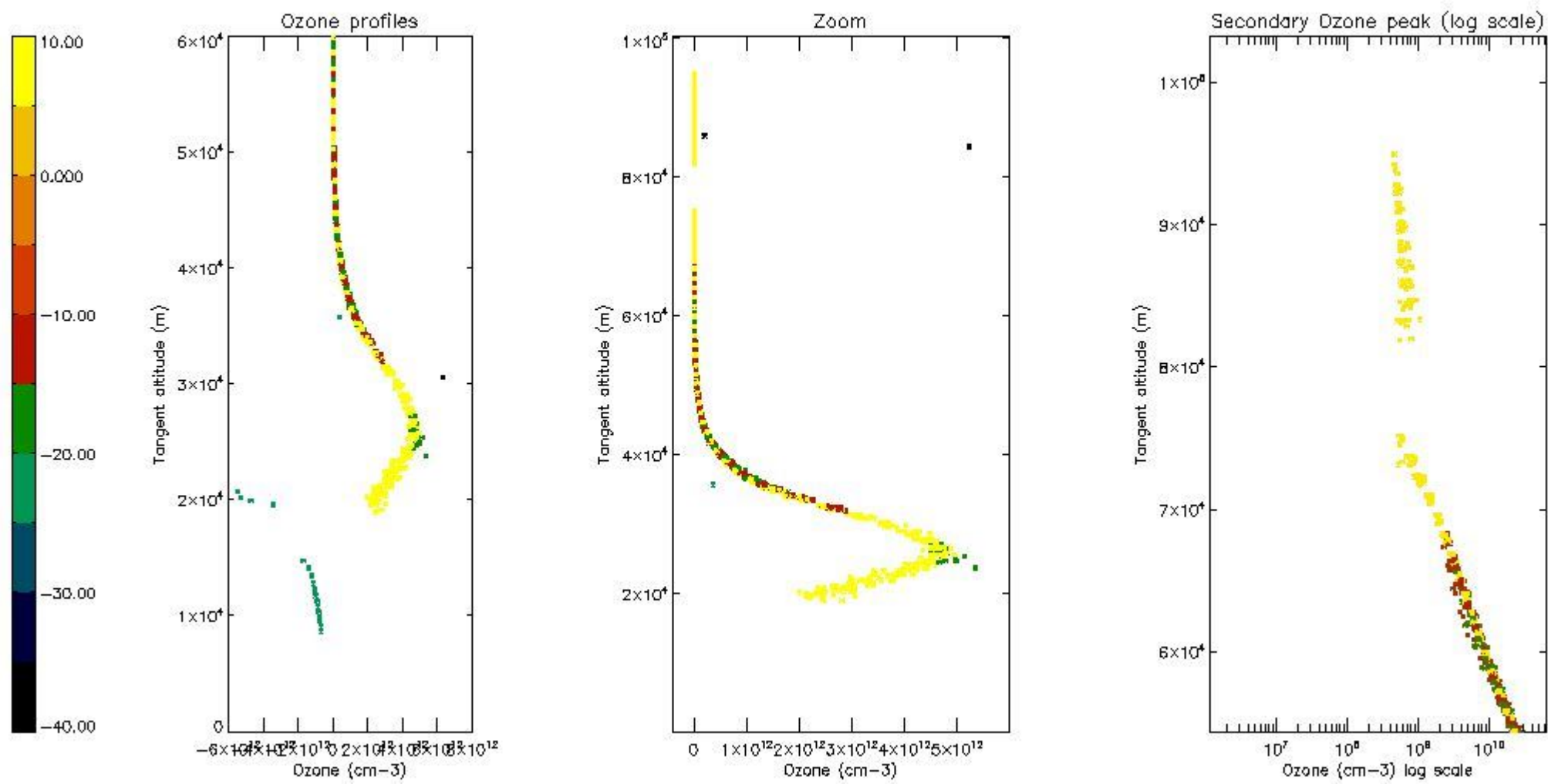
5.4 Plot ozone profiles where STD < 10% (dark without errors)

The colorbar represents the latitude.



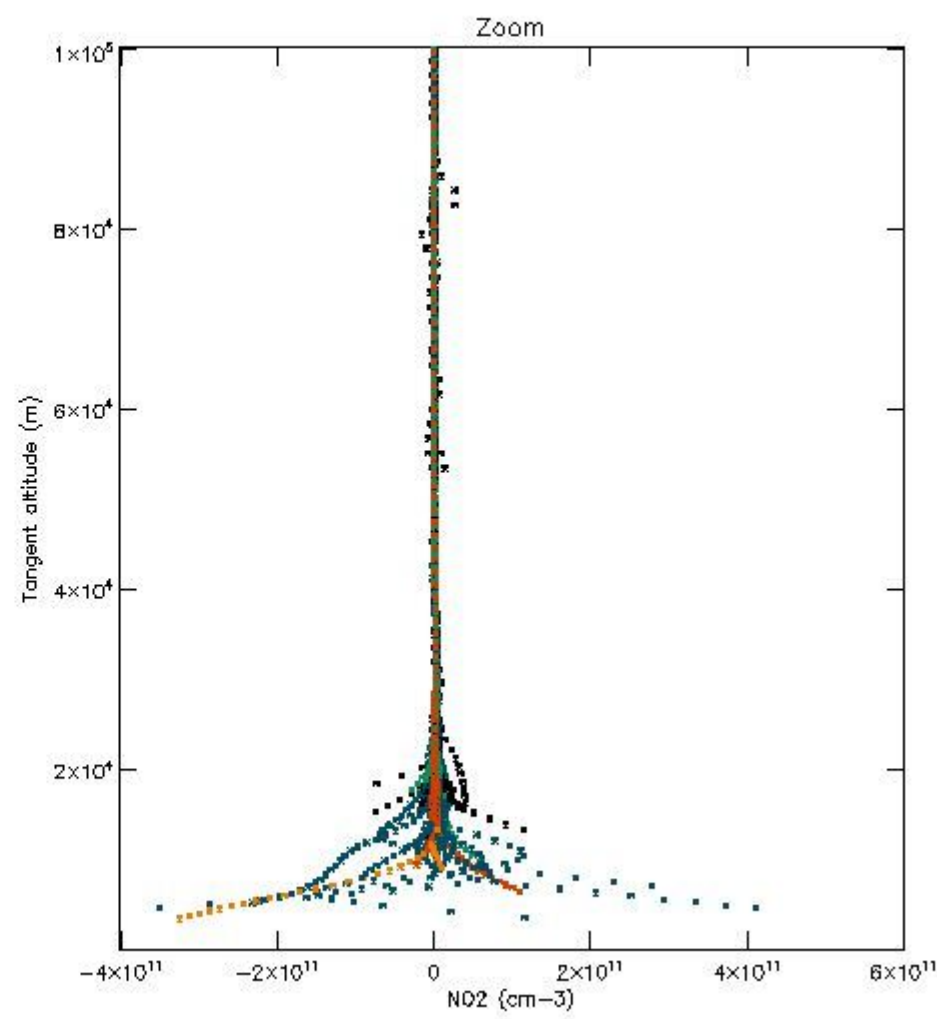
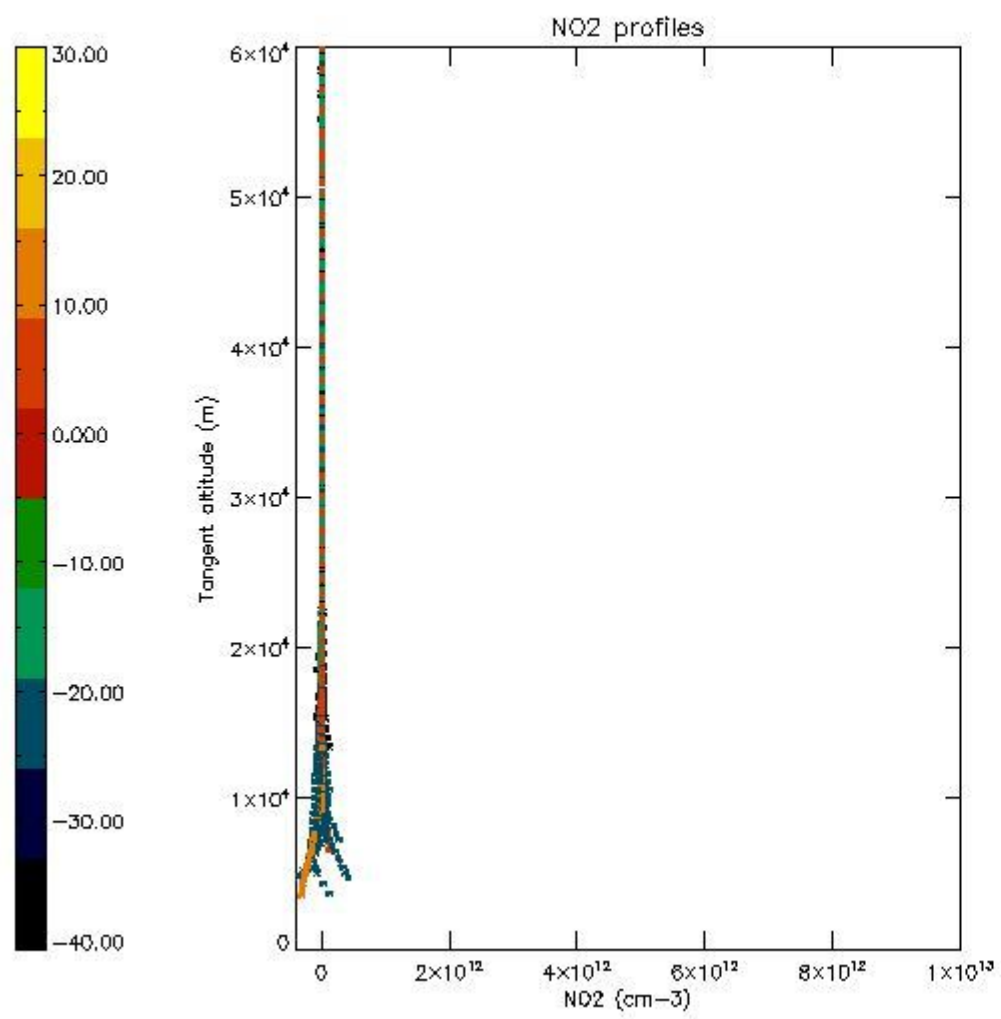
5.5 Plot ozone profiles where STD < 5% (dark without errors)

The colorbar represents the latitude.



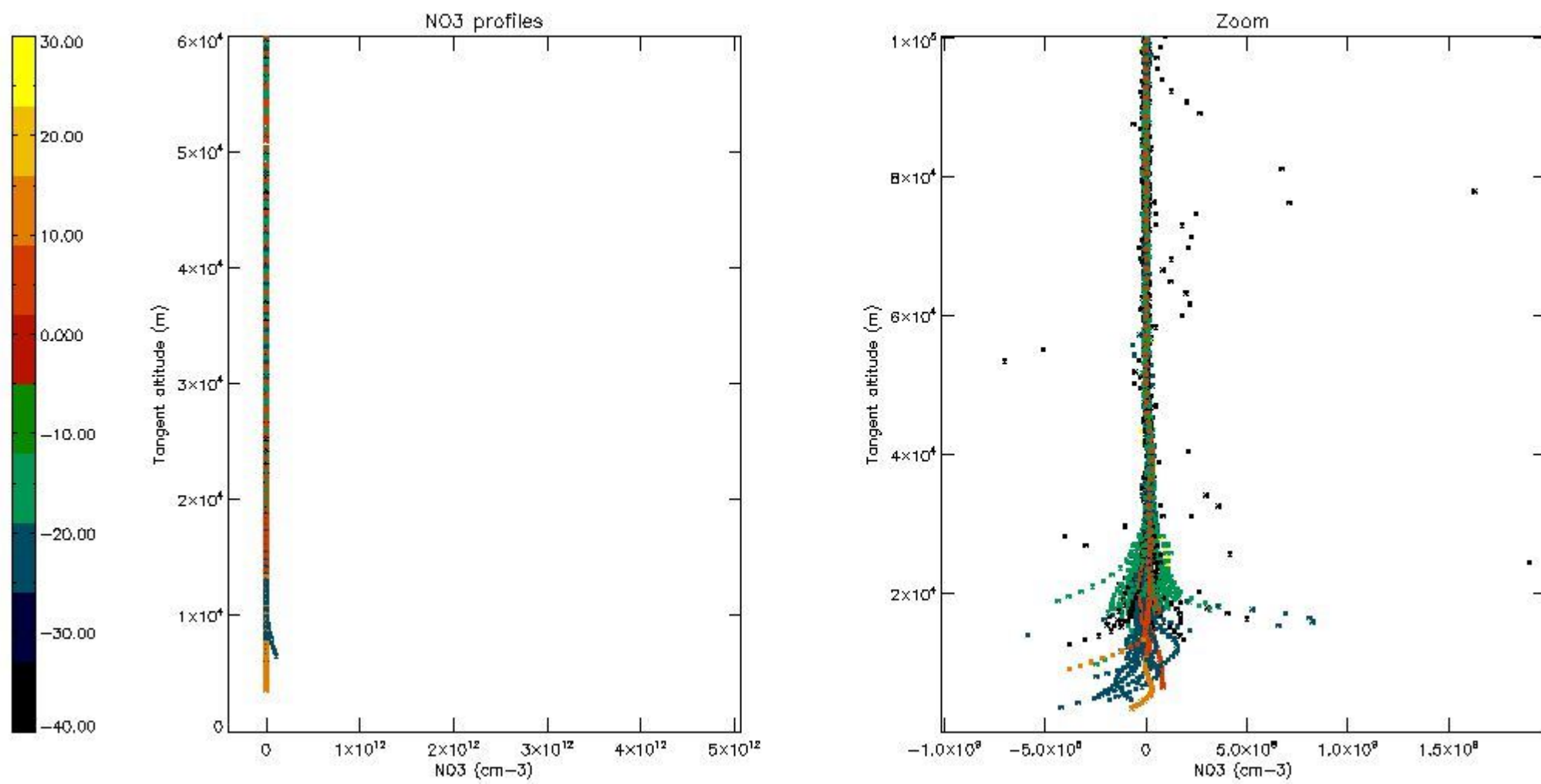
5.6 Plot NO₂ profiles for all STD (dark without errors)

The colorbar represents the latitude.



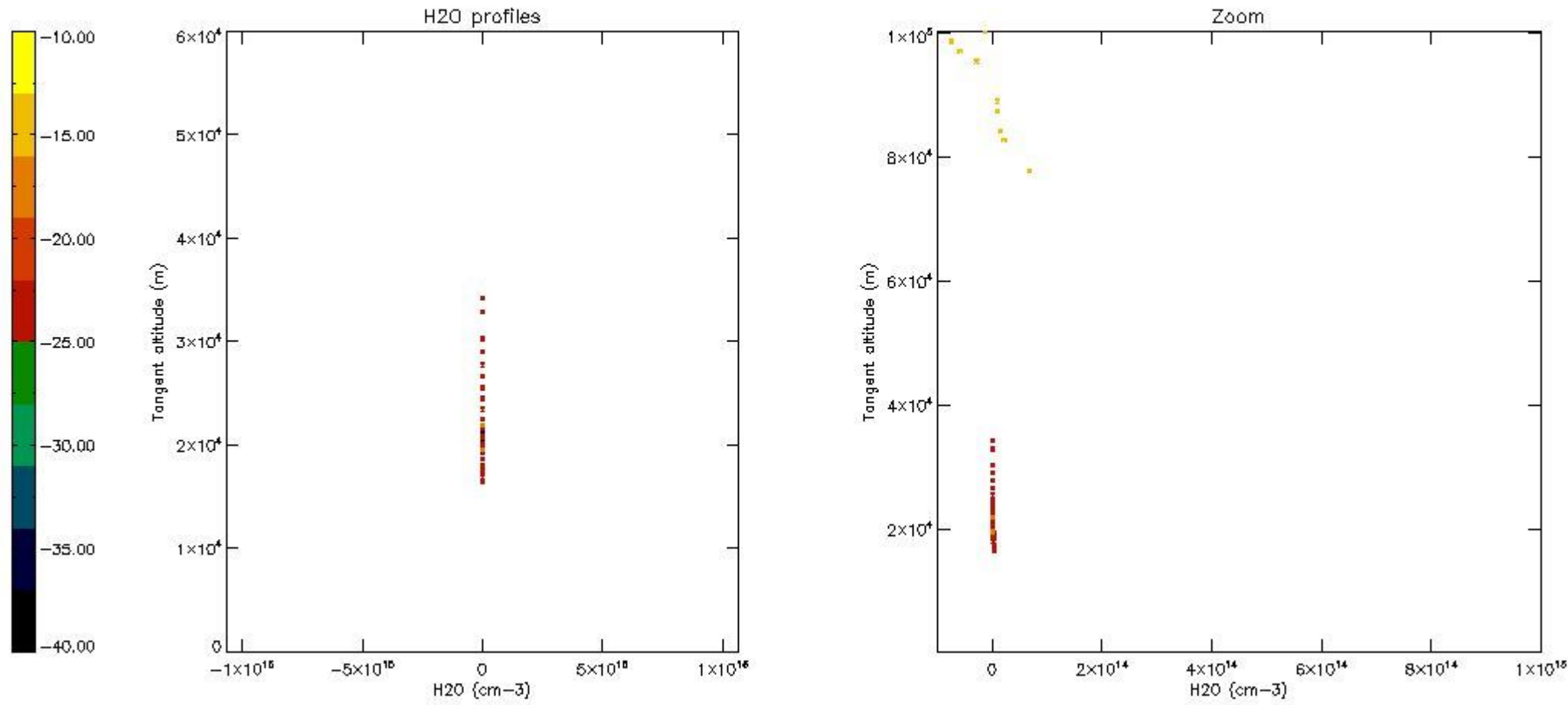
5.7 Plot NO3 profiles for all STD (dark without errors)

The colorbar represents the latitude.



5.8 Plot H2O profiles for all STD (only for occultations of stars 1,2,3,4,13,14,16,26,63 dark without errors)

The colorbar represents the latitude.



6. Auxiliary Data Files used for the production reported in section 2

The number reported in the third column indicates since which file (see list in section 2) the corresponding auxiliary file has been used. The fourth column is the date of those product files.

Type	Auxiliary Filename	Used since product	Used since product date
INST_PHYS_CHARACTERISTICS	GOM_INS_AXVIEC20091111_143220_20030716_120000_20500101_000000	1	25-OCT-2008 00:00:59
LEVEL-2_PROC_CONFIG	GOM_PR2_AXVIEC20091111_152718_20020301_000000_20500101_000000	1	25-OCT-2008 00:00:59
CROSS_SECTIONS_FILE	GOM_CRS_AXVIEC20091111_154832_20020301_000000_20500101_000000	1	25-OCT-2008 00:00:59

GOMOS Level 2 Daily Report

SUMMARY

[1. General Info](#)

[2. Summary of processed GOM_NL_2P products](#)

[3. Level 2 Quality information per product](#)

[3.1 Plot of level 2 quality information per product \(time dependant\)](#)

[3.2 Plot of level 2 quality information per product \(world map\)](#)

[4. Level 1 Quality information per product \(stored on level 2 products\)](#)

[4.1 Plot of level 1 quality information per product \(time dependant\)](#)

[4.1.1 Plot of level 1 quality information per product \(time dependant\): ASCENDING](#)

[4.1.2 Plot of level 1 quality information per product \(time dependant\): DESCENDING](#)

[4.2 Plot of level 1 quality information per product \(world map\)](#)

[4.2.1 Plot of level 1 quality information per product \(world map\): ASCENDING](#)

[4.2.2 Plot of level 1 quality information per product \(world map\): DESCENDING](#)

[5. Ozone profiles based on quality statistics and other trace gas profiles](#)

[5.1 Ozone statistics based on quality of products](#)

[5.2 Plot ozone profiles for all STD \(dark without errors\)](#)

[5.3 Plot ozone profiles where STD < 20% \(dark without errors\)](#)

[5.4. Plot ozone profiles where STD < 10% \(dark without errors\)](#)

[5.5. Plot ozone profiles where STD < 5% \(dark without errors\)](#)

[5.6 Plot NO2 profiles for all STD \(dark without errors\)](#)

[5.7 Plot NO3 profiles for all STD \(dark without errors\)](#)

[5.8 Plot H2O profiles \(only for occultations of stars 1,2,3,4,13,14,16,26,63 dark without errors\) for all STD](#)

[6. Auxiliary Data Files used for the production reported in section 2](#)

This report presents the daily analysis on parameters extracted from GOMOS level 2 data (GOM_NL__2P). It is intended to monitor some important parameters that will impact the quality of these products. A list of level 2 products (and content) that have arrived during the reporting day to the PCF is also given.

Item	Value
Time of report generation	25APR2013 21:23:10
Data source version	GOMOS/6.01
Start time of products	25-10-2008 (25OCT2008 00:00:00)
Stop time of products	26-10-2008 (26OCT2008 00:00:00)
Store outputs in DB	Yes
Nb of level 2 prods	243
Nb of prods with errors	0

2. Summary of processed GOM_NL__2P products.

Nr	Filename	UTC Start time	Limb	Duration	Star Id	Star Name	Star Mag	Star Temp	Nb Meas	Orbit	Prod. error
1	GOM_NL__2PRFIN20081025_000059_000000362073_00159_34782_6721.N1	25-OCT-2008 00:00:59	Bright	35.500	82	48Bet UMa	2.3650	10600.	71	34782	No
2	GOM_NL__2PRFIN20081025_000432_000000542073_00159_34782_6722.N1	25-OCT-2008 00:04:32	Bright	54.000	174	52Psi UMa	3.0040	4400.0	108	34782	No
3	GOM_NL__2PRFIN20081025_001136_000000352073_00159_34782_6723.N1	25-OCT-2008 00:11:36	Bright	35.000	96	68Del Leo	2.5600	9300.0	70	34782	No
4	GOM_NL__2PRFIN20081025_003114_000000382073_00159_34782_6724.N1	25-OCT-2008 00:31:14	Dark	38.000	113	Mu Vel	2.6920	5000.0	76	34782	No
5	GOM_NL__2PRFIN20081025_003304_000000452073_00159_34782_6725.N1	25-OCT-2008 00:33:04	Dark	44.500	65	Lam Vel	2.2040	4400.0	89	34782	No
6	GOM_NL__2PRFIN20081025_003556_000000402073_00160_34783_6833.N1	25-OCT-2008 00:35:56	Dark	40.000	46	Del Vel	1.9540	10600.	80	34783	No
7	GOM_NL__2PRFIN20081025_003741_000000392073_00160_34783_6834.N1	25-OCT-2008 00:37:41	Dark	38.500	29	Bet Car	1.6720	10200.	77	34783	No
8	GOM_NL__2PRFIN20081025_004210_000000482073_00160_34783_6835.N1	25-OCT-2008 00:42:10	Dark	48.000	2	Alp Car	-0.73600	7000.0	96	34783	No
9	GOM_NL__2PRFIN20081025_004846_000000322073_00160_34783_6836.N1	25-OCT-2008 00:48:46	Dark	32.000	143	Alp Hyi	2.8570	7200.0	64	34783	No
10	GOM_NL__2PRFIN20081025_005308_000000432073_00160_34783_6837.N1	25-OCT-2008 00:53:08	Straylight	42.500	157	The1Eri	2.9060	9300.0	85	34783	No
11	GOM_NL__2PRFIN20081025_010130_000000432073_00160_34783_6838.N1	25-OCT-2008 01:01:30	Straylight	42.500	52	16Bet Cet	2.0370	4500.0	85	34783	No
12	GOM_NL__2PRFIN20081025_011059_000000352073_00160_34783_6839.N1	25-OCT-2008 01:10:59	Bright	35.000	140	88Gam Peg	2.8340	26000.	70	34783	No
13	GOM_NL__2PRFIN20081025_011452_000000352073_00160_34783_6840.N1	25-OCT-2008 01:14:52	Bright	35.000	58	21Alp And	2.0730	11000.	70	34783	No
14	GOM_NL__2PRFIN20081025_011645_000000382073_00160_34783_6841.N1	25-OCT-2008 01:16:45	Bright	37.500	53	43Bet And	2.0480	3300.0	75	34783	No
15	GOM_NL__2PRFIN20081025_012231_000000352073_00160_34783_6842.N1	25-OCT-2008 01:22:31	Bright	34.500	68	18Alp Cas	2.2250	4500.0	69	34783	No
16	GOM_NL__2PRFIN20081025_012347_000000372073_00160_34783_6843.N1	25-OCT-2008 01:23:47	Bright	36.500	76	27Gam Cas	2.3000	30000.	73	34783	No
17	GOM_NL__2PRFIN20081025_013146_000000332073_00160_34783_6844.N1	25-OCT-2008 01:31:46	Bright	33.000	49	1Alp UMi	1.9900	6300.0	66	34783	No
18	GOM_NL__2PRFIN20081025_014000_000000392073_00160_34783_6845.N1	25-OCT-2008 01:40:00	Bright	39.000	36	50Alp UMa	1.8000	6300.0	78	34783	No
19	GOM_NL__2PRFIN20081025_014135_000000542073_00160_34783_6846.N1	25-OCT-2008 01:41:35	Bright	54.000	82	48Bet UMa	2.3650	10600.	108	34783	No
20	GOM_NL__2PRFIN20081025_014508_000000412073_00160_34783_6847.N1	25-OCT-2008 01:45:08	Bright	41.000	174	52Psi UMa	3.0040	4400.0	82	34783	No
21	GOM_NL__2PRFIN20081025_015212_000000352073_00160_34783_6848.N1	25-OCT-2008 01:52:12	Bright	35.000	96	68Del Leo	2.5600	9300.0	70	34783	No
22	GOM_NL__2PRFIN20081025_021150_000000392073_00160_34783_6849.N1	25-OCT-2008 02:11:50	Dark	39.000	113	Mu Vel	2.6920	5000.0	78	34783	No
23	GOM_NL__2PRFIN20081025_021341_000000422073_00160_34783_6850.N1	25-OCT-2008 02:13:41	Dark	42.000	65	Lam Vel	2.2040	4400.0	84	34783	No
24	GOM_NL__2PRFIN20081025_021632_000000442073_00161_34784_6846.N1	25-OCT-2008 02:16:32	Dark	43.500	46	Del Vel	1.9540	10600.	87	34784	No
25	GOM_NL__2PRFIN20081025_021817_000000372073_00161_34784_6847.N1	25-OCT-2008 02:18:17	Dark	37.000	29	Bet Car	1.6720	10200.	74	34784	No
26	GOM_NL__2PRFIN20081025_022247_000000572073_00161_34784_6848.N1	25-OCT-2008 02:22:47	Dark	57.000	2	Alp Car	-0.73600	7000.0	114	34784	No
27	GOM_NL__2PRFIN20081025_023344_000000432073_00161_34784_6849.N1	25-OCT-2008 02:33:44	Straylight	42.500	157	The1Eri	2.9060	9300.0	85	34784	No
28	GOM_NL__2PRFIN20081025_024206_000000442073_00161_34784_6850.N1	25-OCT-2008 02:42:06	Straylight	44.000	52	16Bet Cet	2.0370	4500.0	88	34784	No
29	GOM_NL__2PRFIN20081025_025134_000000352073_00161_34784_6851.N1	25-OCT-2008 02:51:34	Bright	35.000	140	88Gam Peg	2.8340	26000.	70	34784	No
30	GOM_NL__2PRFIN20081025_025528_000000372073_00161_34784_6852.N1	25-OCT-2008 02:55:28	Bright	37.000	58	21Alp And	2.0730	11000.	74	34784	No
31	GOM_NL__2PRFIN20081025_025720_000000392073_00161_34784_6853.N1	25-OCT-2008 02:57:20	Bright	38.500	53	43Bet And	2.0480	3300.0	77	34784	No
32	GOM_NL__2PRFIN20081025_030307_000000352073_00161_34784_6854.N1	25-OCT-2008 03:03:07	Bright	34.500	68	18Alp Cas	2.2250	4500.0	69	34784	No
33	GOM_NL__2PRFIN20081025_030423_000000342073_00161_34784_6855.N1	25-OCT-2008 03:04:23	Bright	34.000	76	27Gam Cas	2.3000	30000.	68	34784	No
34	GOM_NL__2PRFIN20081025_031222_000000372073_00161_34784_6856.N1	25-OCT-2008 03:12:22	Bright	37.000	49	1Alp UMi	1.9900	6300.0	74	34784	No
35	GOM_NL__2PRFIN20081025_032036_000000392073_00161_34784_6857.N1	25-OCT-2008 03:20:36	Bright	38.500	36	50Alp UMa	1.8000	6300.0	77	34784	No
36	GOM_NL__2PRFIN20081025_032211_000000542073_00161_34784_6858.N1	25-OCT-2008 03:22:11	Bright	54.000	82	48Bet UMa	2.3650	10600.	108	34784	No
37	GOM_NL__2PRFIN20081025_032544_000000382073_00161_34784_6859.N1	25-OCT-2008 03:25:44	Bright	37.500	174	52Psi UMa	3.0040	4400.0	75	34784	No
38	GOM_NL__2PRFIN20081025_033248_000000362073_00161_34784_6860.N1	25-OCT-2008 03:32:48	Bright	35.500	96	68Del Leo	2.5600	9300.0	71	34784	No
39	GOM_NL__2PRFIN20081025_035227_000000402073_00161_34784_6861.N1	25-OCT-2008 03:52:27	Dark	39.500	113	Mu Vel	2.6920	5000.0	79	34784	No
40	GOM_NL__2PRFIN20081025_035418_000000532073_00161_34784_6862.N1	25-OCT-2008 03:54:18	Dark	53.000	65	Lam Vel	2.2040	4400.0	106	34784	No
41	GOM_NL__2PRFIN20081025_035709_000000482073_00162_34785_6861.N1	25-OCT-2008 03:57:09	Dark	47.500	46	Del Vel	1.9540	10600.	95	34785	No
42	GOM_NL__2PRFIN20081025_035853_000000382073_00162_34785_6862.N1	25-OCT-2008 03:58:53	Dark	38.000	29	Bet Car	1.6720	10200.	76	34785	No

43	GOM_NL__2PRFIN20081025_040323_000000482073_00162_34785_6863.N1	25-OCT-2008 04:03:23	Dark	47.500	2	Alp Car	-0.73600	7000.0	95	34785	No
44	GOM_NL__2PRFIN20081025_041420_000000432073_00162_34785_6864.N1	25-OCT-2008 04:14:20	Straylight	43.000	157	The1Eri	2.9060	9300.0	86	34785	No
45	GOM_NL__2PRFIN20081025_042242_000000432073_00162_34785_6865.N1	25-OCT-2008 04:22:42	Straylight	43.000	52	16Bet Cet	2.0370	4500.0	86	34785	No
46	GOM_NL__2PRFIN20081025_043211_000000352073_00162_34785_6866.N1	25-OCT-2008 04:32:11	Bright	35.000	140	88Gam Peg	2.8340	26000.	70	34785	No
47	GOM_NL__2PRFIN20081025_043604_000000362073_00162_34785_6867.N1	25-OCT-2008 04:36:04	Bright	35.500	58	21Alp And	2.0730	11000.	71	34785	No
48	GOM_NL__2PRFIN20081025_043756_000000402073_00162_34785_6868.N1	25-OCT-2008 04:37:56	Bright	39.500	53	43Bet And	2.0480	3300.0	79	34785	No
49	GOM_NL__2PRFIN20081025_044343_000000372073_00162_34785_6869.N1	25-OCT-2008 04:43:43	Bright	36.500	68	18Alp Cas	2.2250	4500.0	73	34785	No
50	GOM_NL__2PRFIN20081025_044459_000000372073_00162_34785_6870.N1	25-OCT-2008 04:44:59	Bright	37.000	76	27Gam Cas	2.3000	30000.	74	34785	No
51	GOM_NL__2PRFIN20081025_045258_000000362073_00162_34785_6871.N1	25-OCT-2008 04:52:58	Bright	36.000	49	1Alp UMi	1.9900	6300.0	72	34785	No
52	GOM_NL__2PRFIN20081025_050112_000000382073_00162_34785_6872.N1	25-OCT-2008 05:01:12	Bright	38.000	36	50Alp UMa	1.8000	6300.0	76	34785	No
53	GOM_NL__2PRFIN20081025_050247_000000382073_00162_34785_6873.N1	25-OCT-2008 05:02:47	Bright	37.500	82	48Bet UMa	2.3650	10600.	75	34785	No
54	GOM_NL__2PRFIN20081025_050620_000000382073_00162_34785_6874.N1	25-OCT-2008 05:06:20	Bright	37.500	174	52Psi UMa	3.0040	4400.0	75	34785	No
55	GOM_NL__2PRFIN20081025_051324_000000362073_00162_34785_6875.N1	25-OCT-2008 05:13:24	Bright	35.500	96	68Del Leo	2.5600	9300.0	71	34785	No
56	GOM_NL__2PRFIN20081025_053303_000000382073_00162_34785_6876.N1	25-OCT-2008 05:33:03	Dark	38.000	113	Mu Vel	2.6920	5000.0	76	34785	No
57	GOM_NL__2PRFIN20081025_053454_000000572073_00162_34785_6877.N1	25-OCT-2008 05:34:54	Dark	57.000	65	Lam Vel	2.2040	4400.0	114	34785	No
58	GOM_NL__2PRFIN20081025_053745_000000402073_00163_34786_6868.N1	25-OCT-2008 05:37:45	Dark	40.000	46	Del Vel	1.9540	10600.	80	34786	No
59	GOM_NL__2PRFIN20081025_053929_000000382073_00163_34786_6869.N1	25-OCT-2008 05:39:29	Dark	37.500	29	Bet Car	1.6720	10200.	75	34786	No
60	GOM_NL__2PRFIN20081025_054400_000000532073_00163_34786_6870.N1	25-OCT-2008 05:44:00	Dark	53.000	2	Alp Car	-0.73600	7000.0	106	34786	No
61	GOM_NL__2PRFIN20081025_055457_000000422073_00163_34786_6871.N1	25-OCT-2008 05:54:57	Straylight	41.500	157	The1Eri	2.9060	9300.0	83	34786	No
62	GOM_NL__2PRFIN20081025_060318_000000412073_00163_34786_6872.N1	25-OCT-2008 06:03:18	Straylight	41.000	52	16Bet Cet	2.0370	4500.0	82	34786	No
63	GOM_NL__2PRFIN20081025_061247_000000362073_00163_34786_6873.N1	25-OCT-2008 06:12:47	Bright	35.500	140	88Gam Peg	2.8340	26000.	71	34786	No
64	GOM_NL__2PRFIN20081025_061640_000000362073_00163_34786_6874.N1	25-OCT-2008 06:16:40	Bright	36.000	58	21Alp And	2.0730	11000.	72	34786	No
65	GOM_NL__2PRFIN20081025_061832_000000382073_00163_34786_6875.N1	25-OCT-2008 06:18:32	Bright	38.000	53	43Bet And	2.0480	3300.0	76	34786	No
66	GOM_NL__2PRFIN20081025_062419_000000352073_00163_34786_6876.N1	25-OCT-2008 06:24:19	Bright	35.000	68	18Alp Cas	2.2250	4500.0	70	34786	No
67	GOM_NL__2PRFIN20081025_062535_000000382073_00163_34786_6877.N1	25-OCT-2008 06:25:35	Bright	37.500	76	27Gam Cas	2.3000	30000.	75	34786	No
68	GOM_NL__2PRFIN20081025_063334_000000352073_00163_34786_6878.N1	25-OCT-2008 06:33:34	Bright	35.000	49	1Alp UMi	1.9900	6300.0	70	34786	No
69	GOM_NL__2PRFIN20081025_064148_000000382073_00163_34786_6879.N1	25-OCT-2008 06:41:48	Bright	37.500	36	50Alp UMa	1.8000	6300.0	75	34786	No
70	GOM_NL__2PRFIN20081025_064323_000000382073_00163_34786_6880.N1	25-OCT-2008 06:43:23	Bright	37.500	82	48Bet UMa	2.3650	10600.	75	34786	No
71	GOM_NL__2PRFIN20081025_064656_000000352073_00163_34786_6881.N1	25-OCT-2008 06:46:56	Bright	35.000	174	52Psi UMa	3.0040	4400.0	70	34786	No
72	GOM_NL__2PRFIN20081025_065401_000000352073_00163_34786_6882.N1	25-OCT-2008 06:54:01	Bright	34.500	96	68Del Leo	2.5600	9300.0	69	34786	No
73	GOM_NL__2PRFIN20081025_071340_000000402073_00163_34786_6883.N1	25-OCT-2008 07:13:40	Dark	39.500	113	Mu Vel	2.6920	5000.0	79	34786	No
74	GOM_NL__2PRFIN20081025_071531_000000582073_00163_34786_6884.N1	25-OCT-2008 07:15:31	Dark	57.500	65	Lam Vel	2.2040	4400.0	115	34786	No
75	GOM_NL__2PRFIN20081025_071822_000000412073_00164_34787_6894.N1	25-OCT-2008 07:18:22	Dark	41.000	46	Del Vel	1.9540	10600.	82	34787	No
76	GOM_NL__2PRFIN20081025_072006_000000372073_00164_34787_6895.N1	25-OCT-2008 07:20:06	Dark	36.500	29	Bet Car	1.6720	10200.	73	34787	No
77	GOM_NL__2PRFIN20081025_072437_000000502073_00164_34787_6896.N1	25-OCT-2008 07:24:37	Dark	49.500	2	Alp Car	-0.73600	7000.0	99	34787	No
78	GOM_NL__2PRFIN20081025_073533_000000402073_00164_34787_6897.N1	25-OCT-2008 07:35:33	Straylight	40.000	157	The1Eri	2.9060	9300.0	80	34787	No
79	GOM_NL__2PRFIN20081025_074354_000000432073_00164_34787_6898.N1	25-OCT-2008 07:43:54	Straylight	43.000	52	16Bet Cet	2.0370	4500.0	86	34787	No
80	GOM_NL__2PRFIN20081025_075323_000000352073_00164_34787_6899.N1	25-OCT-2008 07:53:23	Bright	35.000	140	88Gam Peg	2.8340	26000.	70	34787	No
81	GOM_NL__2PRFIN20081025_075716_000000342073_00164_34787_6900.N1	25-OCT-2008 07:57:16	Bright	34.000	58	21Alp And	2.0730	11000.	68	34787	No
82	GOM_NL__2PRFIN20081025_075908_000000372073_00164_34787_6901.N1	25-OCT-2008 07:59:08	Bright	37.000	53	43Bet And	2.0480	3300.0	74	34787	No
83	GOM_NL__2PRFIN20081025_080455_000000532073_00164_34787_6902.N1	25-OCT-2008 08:04:55	Bright	53.000	68	18Alp Cas	2.2250	4500.0	106	34787	No
84	GOM_NL__2PRFIN20081025_080611_000000362073_00164_34787_6903.N1	25-OCT-2008 08:06:11	Bright	36.000	76	27Gam Cas	2.3000	30000.	72	34787	No
85	GOM_NL__2PRFIN20081025_081410_000000372073_00164_34787_6904.N1	25-OCT-2008 08:14:10	Bright	36.500	49	1Alp UMi	1.9900	6300.0	73	34787	No
86	GOM_NL__2PRFIN20081025_082224_000000372073_00164_34787_6905.N1	25-OCT-2008 08:22:24	Bright	36.500	36	50Alp UMa	1.8000	6300.0	73	34787	No
87	GOM_NL__2PRFIN20081025_082359_000000372073_00164_34787_6906.N1	25-OCT-2008 08:23:59	Bright	36.500	82	48Bet UMa	2.3650	10600.	73	34787	No
88	GOM_NL__2PRFIN20081025_082732_000000352073_00164_34787_6907.N1	25-OCT-2008 08:27:32	Bright	35.000	174	52Psi UMa	3.0040	4400.0	70	34787	No
89	GOM_NL__2PRFIN20081025_083437_000000352073_00164_34787_6908.N1	25-OCT-2008 08:34:37	Bright	34.500	96	68Del Leo	2.5600	9300.0	69	34787	No
90	GOM_NL__2PRFIN20081025_085416_000000392073_00164_34787_6909.N1	25-OCT-2008 08:54:16	Dark	38.500	113	Mu Vel	2.6920	5000.0	77	34787	No
91	GOM_NL__2PRFIN20081025_085608_000000572073_00164_34787_6910.N1	25-OCT-2008 08:56:08	Dark	57.000	65	Lam Vel	2.2040	4400.0	114	34787	No
92	GOM_NL__2PRFIN20081025_085859_000000402073_00165_34788_6910.N1	25-OCT-2008 08:58:59	Dark	40.000	46	Del Vel	1.9540	10600.	80	34788	No
93	GOM_NL__2PRFIN20081025_090042_000000382073_00165_34788_6911.N1	25-OCT-2008 09:00:42	Dark	38.000	29	Bet Car	1.6720	10200.	76	34788	No
94	GOM_NL__2PRFIN20081025_090514_000000482073_00165_34788_6912.N1	25-OCT-2008 09:05:14	Dark	48.000	2	Alp Car	-0.73600	7000.0	96	34788	No
95	GOM_NL__2PRFIN20081025_091609_000000422073_00165_34788_6913.N1	25-OCT-2008 09:16:09	Straylight	42.000	157	The1Eri	2.9060	9300.0	84	34788	No
96	GOM_NL__2PRFIN20081025_092430_000000432073_00165_34788_6914.N1	25-OCT-2008 09:24:30	Straylight	42.500	52	16Bet Cet	2.0370	4500.0	85	34788	No
97	GOM_NL__2PRFIN20081025_093359_000000352073_00165_34788_6915.N1	25-OCT-2008 09:33:59	Bright	35.000	140	88Gam Peg	2.8340	26000.	70	34788	No
98	GOM_NL__2PRFIN20081025_093752_000000362073_00165_34788_6916.N1	25-OCT-2008 09:37:52	Bright	36.000	58	21Alp And	2.0730	11000.	72	34788	No
99	GOM_NL__2PRFIN20081025_093944_000000392073_00165_34788_6917.N1	25-OCT-2008 09:39:44	Bright	39.000	53	43Bet And	2.0480	3300.0	78	34788	No
100	GOM_NL__2PRFIN20081025_094531_000000362073_00165_34788_6918.N1	25-OCT-2008 09:45:31	Bright	36.000	68	18Alp Cas	2.2250	4500.0	72	34788	No
101	GOM_NL__2PRFIN20081025_094647_000000362073_00165_34788_6919.N1	25-OCT-2008 09:46:47	Bright	36.000	76	27Gam Cas	2.3000	30000.	72	34788	No

102	GOM_NL__2PRFIN20081025_095446_000000362073_00165_34788_6920.N1	25-OCT-2008 09:54:46	Bright	35.500	49	1Alp UMi	1.9900	6300.0	71	34788	No
103	GOM_NL__2PRFIN20081025_100259_000000372073_00165_34788_6921.N1	25-OCT-2008 10:02:59	Bright	37.000	36	50Alp UMa	1.8000	6300.0	74	34788	No
104	GOM_NL__2PRFIN20081025_100435_000000372073_00165_34788_6922.N1	25-OCT-2008 10:04:35	Bright	37.000	82	48Bet UMa	2.3650	10600.	74	34788	No
105	GOM_NL__2PRFIN20081025_100808_000000362073_00165_34788_6923.N1	25-OCT-2008 10:08:08	Bright	36.000	174	52Psi UMa	3.0040	4400.0	72	34788	No
106	GOM_NL__2PRFIN20081025_101513_000000362073_00165_34788_6924.N1	25-OCT-2008 10:15:13	Bright	35.500	96	68Del Leo	2.5600	9300.0	71	34788	No
107	GOM_NL__2PRFIN20081025_103452_000000412073_00165_34788_6925.N1	25-OCT-2008 10:34:52	Dark	41.000	113	Mu Vel	2.6920	5000.0	82	34788	No
108	GOM_NL__2PRFIN20081025_103644_000000462073_00165_34788_6926.N1	25-OCT-2008 10:36:44	Dark	45.500	65	Lam Vel	2.2040	4400.0	91	34788	No
109	GOM_NL__2PRFIN20081025_103935_000000412073_00166_34789_6921.N1	25-OCT-2008 10:39:35	Dark	41.000	46	Del Vel	1.9540	10600.	82	34789	No
110	GOM_NL__2PRFIN20081025_104118_000000372073_00166_34789_6922.N1	25-OCT-2008 10:41:18	Dark	37.000	29	Bet Car	1.6720	10200.	74	34789	No
111	GOM_NL__2PRFIN20081025_104550_000000482073_00166_34789_6923.N1	25-OCT-2008 10:45:50	Dark	47.500	2	Alp Car	-0.73600	7000.0	95	34789	No
112	GOM_NL__2PRFIN20081025_105646_000000432073_00166_34789_6924.N1	25-OCT-2008 10:56:46	Straylight	42.500	157	The1Eri	2.9060	9300.0	85	34789	No
113	GOM_NL__2PRFIN20081025_110506_000000402073_00166_34789_6925.N1	25-OCT-2008 11:05:06	Straylight	39.500	52	16Bet Cet	2.0370	4500.0	79	34789	No
114	GOM_NL__2PRFIN20081025_111435_000000362073_00166_34789_6926.N1	25-OCT-2008 11:14:35	Bright	35.500	140	88Gam Peg	2.8340	26000.	71	34789	No
115	GOM_NL__2PRFIN20081025_111828_000000362073_00166_34789_6927.N1	25-OCT-2008 11:18:28	Bright	35.500	58	21Alp And	2.0730	11000.	71	34789	No
116	GOM_NL__2PRFIN20081025_112020_000000362073_00166_34789_6928.N1	25-OCT-2008 11:20:20	Bright	36.000	53	43Bet And	2.0480	3300.0	72	34789	No
117	GOM_NL__2PRFIN20081025_112607_000000372073_00166_34789_6929.N1	25-OCT-2008 11:26:07	Bright	37.000	68	18Alp Cas	2.2250	4500.0	74	34789	No
118	GOM_NL__2PRFIN20081025_112722_000000352073_00166_34789_6930.N1	25-OCT-2008 11:27:22	Bright	35.000	76	27Gam Cas	2.3000	30000.	70	34789	No
119	GOM_NL__2PRFIN20081025_113522_000000372073_00166_34789_6931.N1	25-OCT-2008 11:35:22	Bright	37.000	49	1Alp UMi	1.9900	6300.0	74	34789	No
120	GOM_NL__2PRFIN20081025_114335_000000362073_00166_34789_6932.N1	25-OCT-2008 11:43:35	Bright	35.500	36	50Alp UMa	1.8000	6300.0	71	34789	No
121	GOM_NL__2PRFIN20081025_114511_000000372073_00166_34789_6933.N1	25-OCT-2008 11:45:11	Bright	36.500	82	48Bet UMa	2.3650	10600.	73	34789	No
122	GOM_NL__2PRFIN20081025_114844_000000542073_00166_34789_6934.N1	25-OCT-2008 11:48:44	Bright	54.000	174	52Psi UMa	3.0040	4400.0	108	34789	No
123	GOM_NL__2PRFIN20081025_115549_000000372073_00166_34789_6935.N1	25-OCT-2008 11:55:49	Bright	36.500	96	68Del Leo	2.5600	9300.0	73	34789	No
124	GOM_NL__2PRFIN20081025_121528_000000402073_00166_34789_6936.N1	25-OCT-2008 12:15:28	Dark	39.500	113	Mu Vel	2.6920	5000.0	79	34789	No
125	GOM_NL__2PRFIN20081025_121721_000000472073_00166_34789_6937.N1	25-OCT-2008 12:17:21	Dark	47.000	65	Lam Vel	2.2040	4400.0	94	34789	No
126	GOM_NL__2PRFIN20081025_122011_000000422073_00167_34790_6933.N1	25-OCT-2008 12:20:11	Dark	41.500	46	Del Vel	1.9540	10600.	83	34790	No
127	GOM_NL__2PRFIN20081025_122154_000000372073_00167_34790_6934.N1	25-OCT-2008 12:21:54	Dark	37.000	29	Bet Car	1.6720	10200.	74	34790	No
128	GOM_NL__2PRFIN20081025_122627_000000472073_00167_34790_6935.N1	25-OCT-2008 12:26:27	Dark	47.000	2	Alp Car	-0.73600	7000.0	94	34790	No
129	GOM_NL__2PRFIN20081025_123722_000000402073_00167_34790_6936.N1	25-OCT-2008 12:37:22	Straylight	40.000	157	The1Eri	2.9060	9300.0	80	34790	No
130	GOM_NL__2PRFIN20081025_124542_000000432073_00167_34790_6937.N1	25-OCT-2008 12:45:42	Straylight	42.500	52	16Bet Cet	2.0370	4500.0	85	34790	No
131	GOM_NL__2PRFIN20081025_125511_000000352073_00167_34790_6938.N1	25-OCT-2008 12:55:11	Bright	34.500	140	88Gam Peg	2.8340	26000.	69	34790	No
132	GOM_NL__2PRFIN20081025_125904_000000362073_00167_34790_6939.N1	25-OCT-2008 12:59:04	Bright	36.000	58	21Alp And	2.0730	11000.	72	34790	No
133	GOM_NL__2PRFIN20081025_130055_000000392073_00167_34790_6940.N1	25-OCT-2008 13:00:55	Bright	39.000	53	43Bet And	2.0480	3300.0	78	34790	No
134	GOM_NL__2PRFIN20081025_130642_000000372073_00167_34790_6941.N1	25-OCT-2008 13:06:42	Bright	36.500	68	18Alp Cas	2.2250	4500.0	73	34790	No
135	GOM_NL__2PRFIN20081025_130758_000000362073_00167_34790_6942.N1	25-OCT-2008 13:07:58	Bright	35.500	76	27Gam Cas	2.3000	30000.	71	34790	No
136	GOM_NL__2PRFIN20081025_131558_000000372073_00167_34790_6943.N1	25-OCT-2008 13:15:58	Bright	36.500	49	1Alp UMi	1.9900	6300.0	73	34790	No
137	GOM_NL__2PRFIN20081025_132411_000000372073_00167_34790_6944.N1	25-OCT-2008 13:24:11	Bright	36.500	36	50Alp UMa	1.8000	6300.0	73	34790	No
138	GOM_NL__2PRFIN20081025_132547_000000362073_00167_34790_6945.N1	25-OCT-2008 13:25:47	Bright	35.500	82	48Bet UMa	2.3650	10600.	71	34790	No
139	GOM_NL__2PRFIN20081025_132920_000000362073_00167_34790_6946.N1	25-OCT-2008 13:29:20	Bright	36.000	174	52Psi UMa	3.0040	4400.0	72	34790	No
140	GOM_NL__2PRFIN20081025_133625_000000362073_00167_34790_6947.N1	25-OCT-2008 13:36:25	Bright	35.500	96	68Del Leo	2.5600	9300.0	71	34790	No
141	GOM_NL__2PRFIN20081025_135604_000000422073_00167_34790_6948.N1	25-OCT-2008 13:56:04	Dark	41.500	113	Mu Vel	2.6920	5000.0	83	34790	No
142	GOM_NL__2PRFIN20081025_135758_000000502073_00167_34790_6949.N1	25-OCT-2008 13:57:58	Dark	49.500	65	Lam Vel	2.2040	4400.0	99	34790	No
143	GOM_NL__2PRFIN20081025_140048_000000412073_00168_34791_6953.N1	25-OCT-2008 14:00:48	Dark	41.000	46	Del Vel	1.9540	10600.	82	34791	No
144	GOM_NL__2PRFIN20081025_140230_000000382073_00168_34791_6954.N1	25-OCT-2008 14:02:30	Dark	38.000	29	Bet Car	1.6720	10200.	76	34791	No
145	GOM_NL__2PRFIN20081025_140704_000000462073_00168_34791_6955.N1	25-OCT-2008 14:07:04	Dark	46.000	2	Alp Car	-0.73600	7000.0	92	34791	No
146	GOM_NL__2PRFIN20081025_141758_000000422073_00168_34791_6956.N1	25-OCT-2008 14:17:58	Straylight	42.000	157	The1Eri	2.9060	9300.0	84	34791	No
147	GOM_NL__2PRFIN20081025_142618_000000402073_00168_34791_6957.N1	25-OCT-2008 14:26:18	Straylight	40.000	52	16Bet Cet	2.0370	4500.0	80	34791	No
148	GOM_NL__2PRFIN20081025_143547_000000352073_00168_34791_6958.N1	25-OCT-2008 14:35:47	Bright	35.000	140	88Gam Peg	2.8340	26000.	70	34791	No
149	GOM_NL__2PRFIN20081025_143940_000000372073_00168_34791_6959.N1	25-OCT-2008 14:39:40	Bright	36.500	58	21Alp And	2.0730	11000.	73	34791	No
150	GOM_NL__2PRFIN20081025_144131_000000372073_00168_34791_6960.N1	25-OCT-2008 14:41:31	Bright	37.000	53	43Bet And	2.0480	3300.0	74	34791	No
151	GOM_NL__2PRFIN20081025_144718_000000332073_00168_34791_6961.N1	25-OCT-2008 14:47:18	Bright	33.000	68	18Alp Cas	2.2250	4500.0	66	34791	No
152	GOM_NL__2PRFIN20081025_144834_000000352073_00168_34791_6962.N1	25-OCT-2008 14:48:34	Bright	34.500	76	27Gam Cas	2.3000	30000.	69	34791	No
153	GOM_NL__2PRFIN20081025_145634_000000362073_00168_34791_6963.N1	25-OCT-2008 14:56:34	Bright	35.500	49	1Alp UMi	1.9900	6300.0	71	34791	No
154	GOM_NL__2PRFIN20081025_150447_000000372073_00168_34791_6964.N1	25-OCT-2008 15:04:47	Bright	37.000	36	50Alp UMa	1.8000	6300.0	74	34791	No
155	GOM_NL__2PRFIN20081025_150623_000000362073_00168_34791_6965.N1	25-OCT-2008 15:06:23	Bright	35.500	82	48Bet UMa	2.3650	10600.	71	34791	No
156	GOM_NL__2PRFIN20081025_150956_000000382073_00168_34791_6966.N1	25-OCT-2008 15:09:56	Bright	37.500	174	52Psi UMa	3.0040	4400.0	75	34791	No
157	GOM_NL__2PRFIN20081025_151701_000000362073_00168_34791_6967.N1	25-OCT-2008 15:17:01	Bright	35.500	96	68Del Leo	2.5600	9300.0	71	34791	No
158	GOM_NL__2PRFIN20081025_153641_000000382073_00168_34791_6968.N1	25-OCT-2008 15:36:41	Dark	38.000	113	Mu Vel	2.6920	5000.0	76	34791	No
159	GOM_NL__2PRFIN20081025_153834_000000592073_00168_34791_6969.N1	25-OCT-2008 15:38:34	Dark	58.500	65	Lam Vel	2.2040	4400.0	117	34791	No
160	GOM_NL__2PRFIN20081025_154124_000000402073_00169_34792_6966.N1	25-OCT-2008 15:41:24	Dark	40.000	46	Del Vel	1.9540	10600.	80	34792	No

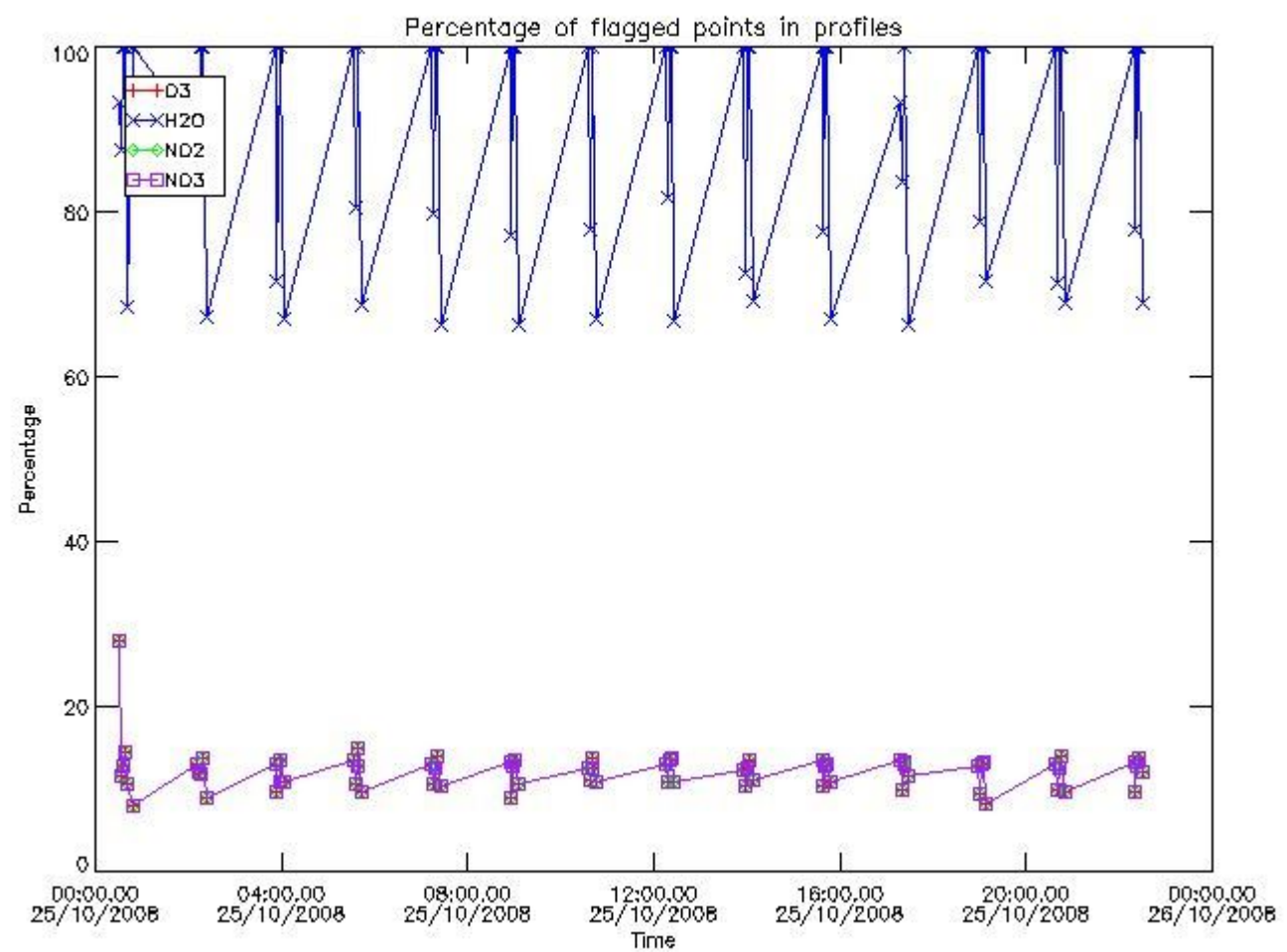
161	GOM_NL__2PRFIN20081025_154307_000000392073_00169_34792_6967.N1	25-OCT-2008 15:43:07	Dark	39.000	29	Bet Car	1.6720	10200.	78	34792	No
162	GOM_NL__2PRFIN20081025_154740_000000482073_00169_34792_6968.N1	25-OCT-2008 15:47:40	Dark	47.500	2	Alp Car	-0.73600	7000.0	95	34792	No
163	GOM_NL__2PRFIN20081025_155835_000000432073_00169_34792_6969.N1	25-OCT-2008 15:58:35	Straylight	42.500	157	The1Eri	2.9060	9300.0	85	34792	No
164	GOM_NL__2PRFIN20081025_160654_000000422073_00169_34792_6970.N1	25-OCT-2008 16:06:54	Straylight	41.500	52	16Bet Cet	2.0370	4500.0	83	34792	No
165	GOM_NL__2PRFIN20081025_161623_000000362073_00169_34792_6971.N1	25-OCT-2008 16:16:23	Bright	36.000	140	88Gam Peg	2.8340	26000.	72	34792	No
166	GOM_NL__2PRFIN20081025_162016_000000362073_00169_34792_6972.N1	25-OCT-2008 16:20:16	Bright	35.500	58	21Alp And	2.0730	11000.	71	34792	No
167	GOM_NL__2PRFIN20081025_162207_000000392073_00169_34792_6973.N1	25-OCT-2008 16:22:07	Bright	39.000	53	43Bet And	2.0480	3300.0	78	34792	No
168	GOM_NL__2PRFIN20081025_162754_000000382073_00169_34792_6974.N1	25-OCT-2008 16:27:54	Bright	37.500	68	18Alp Cas	2.2250	4500.0	75	34792	No
169	GOM_NL__2PRFIN20081025_162910_000000352073_00169_34792_6975.N1	25-OCT-2008 16:29:10	Bright	35.000	76	27Gam Cas	2.3000	30000.	70	34792	No
170	GOM_NL__2PRFIN20081025_163710_000000362073_00169_34792_6976.N1	25-OCT-2008 16:37:10	Bright	36.000	49	1Alp UMi	1.9900	6300.0	72	34792	No
171	GOM_NL__2PRFIN20081025_164523_000000372073_00169_34792_6977.N1	25-OCT-2008 16:45:23	Bright	37.000	36	50Alp UMa	1.8000	6300.0	74	34792	No
172	GOM_NL__2PRFIN20081025_164658_000000422073_00169_34792_6978.N1	25-OCT-2008 16:46:58	Bright	41.500	82	48Bet UMa	2.3650	10600.	83	34792	No
173	GOM_NL__2PRFIN20081025_165032_000000442073_00169_34792_6979.N1	25-OCT-2008 16:50:32	Bright	44.000	174	52Psi UMa	3.0040	4400.0	88	34792	No
174	GOM_NL__2PRFIN20081025_165737_000000362073_00169_34792_6980.N1	25-OCT-2008 16:57:37	Bright	35.500	96	68Del Leo	2.5600	9300.0	71	34792	No
175	GOM_NL__2PRFIN20081025_171717_000000382073_00169_34792_6981.N1	25-OCT-2008 17:17:17	Dark	38.000	113	Mu Vel	2.6920	5000.0	76	34792	No
176	GOM_NL__2PRFIN20081025_171911_000000522073_00169_34792_6982.N1	25-OCT-2008 17:19:11	Dark	52.000	65	Lam Vel	2.2040	4400.0	104	34792	No
177	GOM_NL__2PRFIN20081025_172201_000000402073_00170_34793_6980.N1	25-OCT-2008 17:22:01	Dark	39.500	46	Del Vel	1.9540	10600.	79	34793	No
178	GOM_NL__2PRFIN20081025_172343_000000392073_00170_34793_6981.N1	25-OCT-2008 17:23:43	Dark	38.500	29	Bet Car	1.6720	10200.	77	34793	No
179	GOM_NL__2PRFIN20081025_172817_000000482073_00170_34793_6982.N1	25-OCT-2008 17:28:17	Dark	47.500	2	Alp Car	-0.73600	7000.0	95	34793	No
180	GOM_NL__2PRFIN20081025_173911_000000432073_00170_34793_6983.N1	25-OCT-2008 17:39:11	Straylight	42.500	157	The1Eri	2.9060	9300.0	85	34793	No
181	GOM_NL__2PRFIN20081025_174731_000000412073_00170_34793_6984.N1	25-OCT-2008 17:47:31	Straylight	41.000	52	16Bet Cet	2.0370	4500.0	82	34793	No
182	GOM_NL__2PRFIN20081025_175659_000000352073_00170_34793_6985.N1	25-OCT-2008 17:56:59	Bright	35.000	140	88Gam Peg	2.8340	26000.	70	34793	No
183	GOM_NL__2PRFIN20081025_180052_000000362073_00170_34793_6986.N1	25-OCT-2008 18:00:52	Bright	35.500	58	21Alp And	2.0730	11000.	71	34793	No
184	GOM_NL__2PRFIN20081025_180243_000000392073_00170_34793_6987.N1	25-OCT-2008 18:02:43	Bright	39.000	53	43Bet And	2.0480	3300.0	78	34793	No
185	GOM_NL__2PRFIN20081025_180830_000000512073_00170_34793_6988.N1	25-OCT-2008 18:08:30	Bright	50.500	68	18Alp Cas	2.2250	4500.0	101	34793	No
186	GOM_NL__2PRFIN20081025_180946_000000372073_00170_34793_6989.N1	25-OCT-2008 18:09:46	Bright	36.500	76	27Gam Cas	2.3000	30000.	73	34793	No
187	GOM_NL__2PRFIN20081025_181745_000000372073_00170_34793_6990.N1	25-OCT-2008 18:17:45	Bright	36.500	49	1Alp UMi	1.9900	6300.0	73	34793	No
188	GOM_NL__2PRFIN20081025_182559_000000382073_00170_34793_6991.N1	25-OCT-2008 18:25:59	Bright	38.000	36	50Alp UMa	1.8000	6300.0	76	34793	No
189	GOM_NL__2PRFIN20081025_182734_000000382073_00170_34793_6992.N1	25-OCT-2008 18:27:34	Bright	38.000	82	48Bet UMa	2.3650	10600.	76	34793	No
190	GOM_NL__2PRFIN20081025_183108_000000362073_00170_34793_6993.N1	25-OCT-2008 18:31:08	Bright	35.500	174	52Psi UMa	3.0040	4400.0	71	34793	No
191	GOM_NL__2PRFIN20081025_183814_000000362073_00170_34793_6994.N1	25-OCT-2008 18:38:14	Bright	36.000	96	68Del Leo	2.5600	9300.0	72	34793	No
192	GOM_NL__2PRFIN20081025_185753_000000402073_00170_34793_6995.N1	25-OCT-2008 18:57:53	Dark	40.000	113	Mu Vel	2.6920	5000.0	80	34793	No
193	GOM_NL__2PRFIN20081025_185948_000000552073_00170_34793_6996.N1	25-OCT-2008 18:59:48	Dark	54.500	65	Lam Vel	2.2040	4400.0	109	34793	No
194	GOM_NL__2PRFIN20081025_190238_000000402073_00171_34794_6995.N1	25-OCT-2008 19:02:38	Dark	39.500	46	Del Vel	1.9540	10600.	79	34794	No
195	GOM_NL__2PRFIN20081025_190419_000000392073_00171_34794_6996.N1	25-OCT-2008 19:04:19	Dark	38.500	29	Bet Car	1.6720	10200.	77	34794	No
196	GOM_NL__2PRFIN20081025_190854_000000622073_00171_34794_6997.N1	25-OCT-2008 19:08:54	Dark	61.500	2	Alp Car	-0.73600	7000.0	123	34794	No
197	GOM_NL__2PRFIN20081025_191947_000000402073_00171_34794_6998.N1	25-OCT-2008 19:19:47	Straylight	40.000	157	The1Eri	2.9060	9300.0	80	34794	No
198	GOM_NL__2PRFIN20081025_192807_000000412073_00171_34794_6999.N1	25-OCT-2008 19:28:07	Straylight	41.000	52	16Bet Cet	2.0370	4500.0	82	34794	No
199	GOM_NL__2PRFIN20081025_193736_000000352073_00171_34794_7000.N1	25-OCT-2008 19:37:36	Bright	34.500	140	88Gam Peg	2.8340	26000.	69	34794	No
200	GOM_NL__2PRFIN20081025_194129_000000372073_00171_34794_7001.N1	25-OCT-2008 19:41:29	Bright	36.500	58	21Alp And	2.0730	11000.	73	34794	No
201	GOM_NL__2PRFIN20081025_194319_000000362073_00171_34794_7002.N1	25-OCT-2008 19:43:19	Bright	36.000	53	43Bet And	2.0480	3300.0	72	34794	No
202	GOM_NL__2PRFIN20081025_194906_000000372073_00171_34794_7003.N1	25-OCT-2008 19:49:06	Bright	36.500	68	18Alp Cas	2.2250	4500.0	73	34794	No
203	GOM_NL__2PRFIN20081025_195021_000000532073_00171_34794_7004.N1	25-OCT-2008 19:50:21	Bright	53.000	76	27Gam Cas	2.3000	30000.	106	34794	No
204	GOM_NL__2PRFIN20081025_195821_000000362073_00171_34794_7005.N1	25-OCT-2008 19:58:21	Bright	36.000	49	1Alp UMi	1.9900	6300.0	72	34794	No
205	GOM_NL__2PRFIN20081025_200635_000000372073_00171_34794_7006.N1	25-OCT-2008 20:06:35	Bright	36.500	36	50Alp UMa	1.8000	6300.0	73	34794	No
206	GOM_NL__2PRFIN20081025_200810_000000542073_00171_34794_7007.N1	25-OCT-2008 20:08:10	Bright	54.000	82	48Bet UMa	2.3650	10600.	108	34794	No
207	GOM_NL__2PRFIN20081025_201144_000000372073_00171_34794_7008.N1	25-OCT-2008 20:11:44	Bright	36.500	174	52Psi UMa	3.0040	4400.0	73	34794	No
208	GOM_NL__2PRFIN20081025_201850_000000352073_00171_34794_7009.N1	25-OCT-2008 20:18:50	Bright	35.000	96	68Del Leo	2.5600	9300.0	70	34794	No
209	GOM_NL__2PRFIN20081025_203830_000000402073_00171_34794_7010.N1	25-OCT-2008 20:38:30	Dark	39.500	113	Mu Vel	2.6920	5000.0	79	34794	No
210	GOM_NL__2PRFIN20081025_204025_000000512073_00171_34794_7011.N1	25-OCT-2008 20:40:25	Dark	51.000	65	Lam Vel	2.2040	4400.0	102	34794	No
211	GOM_NL__2PRFIN20081025_204314_000000412073_00172_34795_7008.N1	25-OCT-2008 20:43:14	Dark	40.500	46	Del Vel	1.9540	10600.	81	34795	No
212	GOM_NL__2PRFIN20081025_204455_000000372073_00172_34795_7009.N1	25-OCT-2008 20:44:55	Dark	36.500	29	Bet Car	1.6720	10200.	73	34795	No
213	GOM_NL__2PRFIN20081025_204931_000000532073_00172_34795_7010.N1	25-OCT-2008 20:49:31	Dark	53.000	2	Alp Car	-0.73600	7000.0	106	34795	No
214	GOM_NL__2PRFIN20081025_210024_000000432073_00172_34795_7011.N1	25-OCT-2008 21:00:24	Straylight	43.000	157	The1Eri	2.9060	9300.0	86	34795	No
215	GOM_NL__2PRFIN20081025_210843_000000412073_00172_34795_7012.N1	25-OCT-2008 21:08:43	Straylight	40.500	52	16Bet Cet	2.0370	4500.0	81	34795	No
216	GOM_NL__2PRFIN20081025_211812_000000362073_00172_34795_7013.N1	25-OCT-2008 21:18:12	Bright	35.500	140	88Gam Peg	2.8340	26000.	71	34795	No
217	GOM_NL__2PRFIN20081025_212204_000000362073_00172_34795_7014.N1	25-OCT-2008 21:22:04	Bright	36.000	58	21Alp And	2.0730	11000.	72	34795	No
218	GOM_NL__2PRFIN20081025_212354_000000402073_00172_34795_7015.N1	25-OCT-2008 21:23:54	Bright	39.500	53	43Bet And	2.0480	3300.0	79	34795	No
219	GOM_NL__2PRFIN20081025_212942_000000352073_00172_34795_7016.N1	25-OCT-2008 21:29:42	Bright	34.500	68	18Alp Cas	2.2250	4500.0	69	34795	No

220	GOM_NL__2PRFIN20081025_213057_000000362073_00172_34795_7017.N1	25-OCT-2008 21:30:57	Bright	35.500	76	27Gam Cas	2.3000	30000.	71	34795	No
221	GOM_NL__2PRFIN20081025_213857_000000372073_00172_34795_7018.N1	25-OCT-2008 21:38:57	Bright	36.500	49	1Alp UMi	1.9900	6300.0	73	34795	No
222	GOM_NL__2PRFIN20081025_214711_000000352073_00172_34795_7019.N1	25-OCT-2008 21:47:11	Bright	34.500	36	50Alp UMa	1.8000	6300.0	69	34795	No
223	GOM_NL__2PRFIN20081025_214846_000000542073_00172_34795_7020.N1	25-OCT-2008 21:48:46	Bright	54.000	82	48Bet UMa	2.3650	10600.	108	34795	No
224	GOM_NL__2PRFIN20081025_215220_000000362073_00172_34795_7021.N1	25-OCT-2008 21:52:20	Bright	35.500	174	52Psi UMa	3.0040	4400.0	71	34795	No
225	GOM_NL__2PRFIN20081025_215926_000000352073_00172_34795_7022.N1	25-OCT-2008 21:59:26	Bright	35.000	96	68Del Leo	2.5600	9300.0	70	34795	No
226	GOM_NL__2PRFIN20081025_221906_000000392073_00172_34795_7023.N1	25-OCT-2008 22:19:06	Dark	38.500	113	Mu Vel	2.6920	5000.0	77	34795	No
227	GOM_NL__2PRFIN20081025_222101_000000532073_00172_34795_7024.N1	25-OCT-2008 22:21:01	Dark	52.500	65	Lam Vel	2.2040	4400.0	105	34795	No
228	GOM_NL__2PRFIN20081025_222351_000000402073_00173_34796_7030.N1	25-OCT-2008 22:23:51	Dark	40.000	46	Del Vel	1.9540	10600.	80	34796	No
229	GOM_NL__2PRFIN20081025_222532_000000372073_00173_34796_7031.N1	25-OCT-2008 22:25:32	Dark	37.000	29	Bet Car	1.6720	10200.	74	34796	No
230	GOM_NL__2PRFIN20081025_223007_000000512073_00173_34796_7032.N1	25-OCT-2008 22:30:07	Dark	50.500	2	Alp Car	-0.73600	7000.0	101	34796	No
231	GOM_NL__2PRFIN20081025_224100_000000412073_00173_34796_7033.N1	25-OCT-2008 22:41:00	Straylight	41.000	157	The1Eri	2.9060	9300.0	82	34796	No
232	GOM_NL__2PRFIN20081025_224919_000000422073_00173_34796_7034.N1	25-OCT-2008 22:49:19	Straylight	42.000	52	16Bet Cet	2.0370	4500.0	84	34796	No
233	GOM_NL__2PRFIN20081025_225848_000000372073_00173_34796_7035.N1	25-OCT-2008 22:58:48	Bright	36.500	140	88Gam Peg	2.8340	26000.	73	34796	No
234	GOM_NL__2PRFIN20081025_230040_000000252073_00173_34796_7036.N1	25-OCT-2008 23:00:40	Twi_and_stray	25.000	105	6Bet Ari	2.6450	8900.0	50	34796	No
235	GOM_NL__2PRFIN20081025_230240_000000362073_00173_34796_7037.N1	25-OCT-2008 23:02:40	Bright	36.000	58	21Alp And	2.0730	11000.	72	34796	No
236	GOM_NL__2PRFIN20081025_230430_000000362073_00173_34796_7038.N1	25-OCT-2008 23:04:30	Bright	36.000	53	43Bet And	2.0480	3300.0	72	34796	No
237	GOM_NL__2PRFIN20081025_231018_000000352073_00173_34796_7039.N1	25-OCT-2008 23:10:18	Bright	34.500	68	18Alp Cas	2.2250	4500.0	69	34796	No
238	GOM_NL__2PRFIN20081025_231133_000000362073_00173_34796_7040.N1	25-OCT-2008 23:11:33	Bright	36.000	76	27Gam Cas	2.3000	30000.	72	34796	No
239	GOM_NL__2PRFIN20081025_231933_000000362073_00173_34796_7041.N1	25-OCT-2008 23:19:33	Bright	35.500	49	1Alp UMi	1.9900	6300.0	71	34796	No
240	GOM_NL__2PRFIN20081025_232747_000000362073_00173_34796_7042.N1	25-OCT-2008 23:27:47	Bright	35.500	36	50Alp UMa	1.8000	6300.0	71	34796	No
241	GOM_NL__2PRFIN20081025_232922_000000402073_00173_34796_7043.N1	25-OCT-2008 23:29:22	Bright	40.000	82	48Bet UMa	2.3650	10600.	80	34796	No
242	GOM_NL__2PRFIN20081025_233256_000000382073_00173_34796_7044.N1	25-OCT-2008 23:32:56	Bright	38.000	174	52Psi UMa	3.0040	4400.0	76	34796	No
243	GOM_NL__2PRFIN20081025_234002_000000362073_00173_34796_7045.N1	25-OCT-2008 23:40:02	Bright	36.000	96	68Del Leo	2.5600	9300.0	72	34796	No

3. Quality information per product

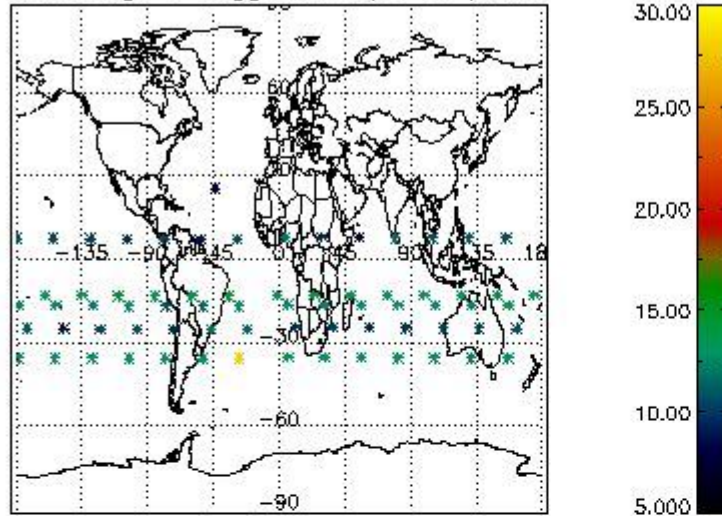
In this section it is plotted some information contained in the Quality Summary data set of the level 2 products. Only products in dark limb conditions and without errors (error flag in the MPH set to "0") are used.

3.1 Plot quality information per product (time dependant)

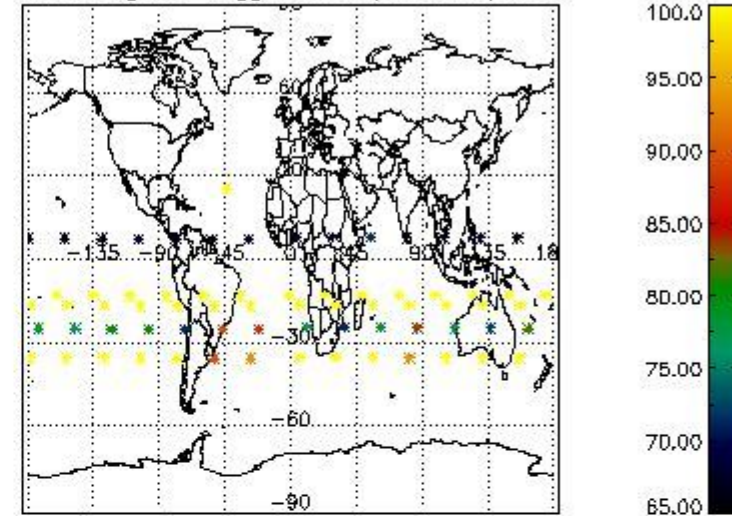


3.2 Plot quality information per product (world map)

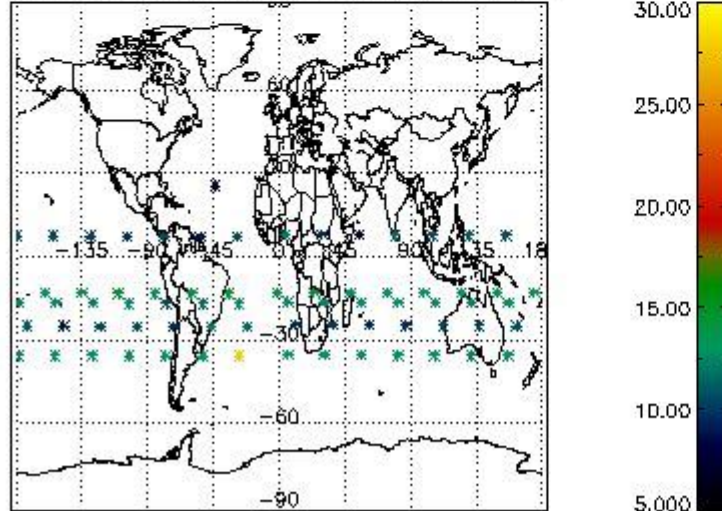
Percentage of flagged data per O3 profile



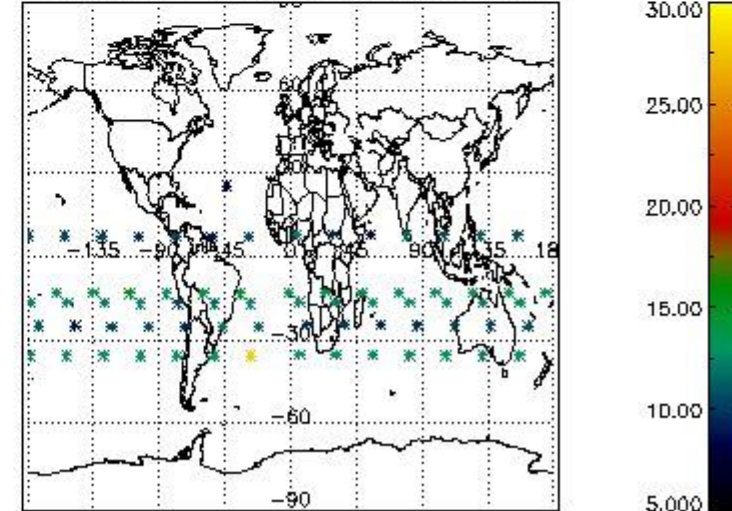
Percentage of flagged data per H2O profile



Percentage of flagged data per NO2 profile



Percentage of flagged data per NO3 profile

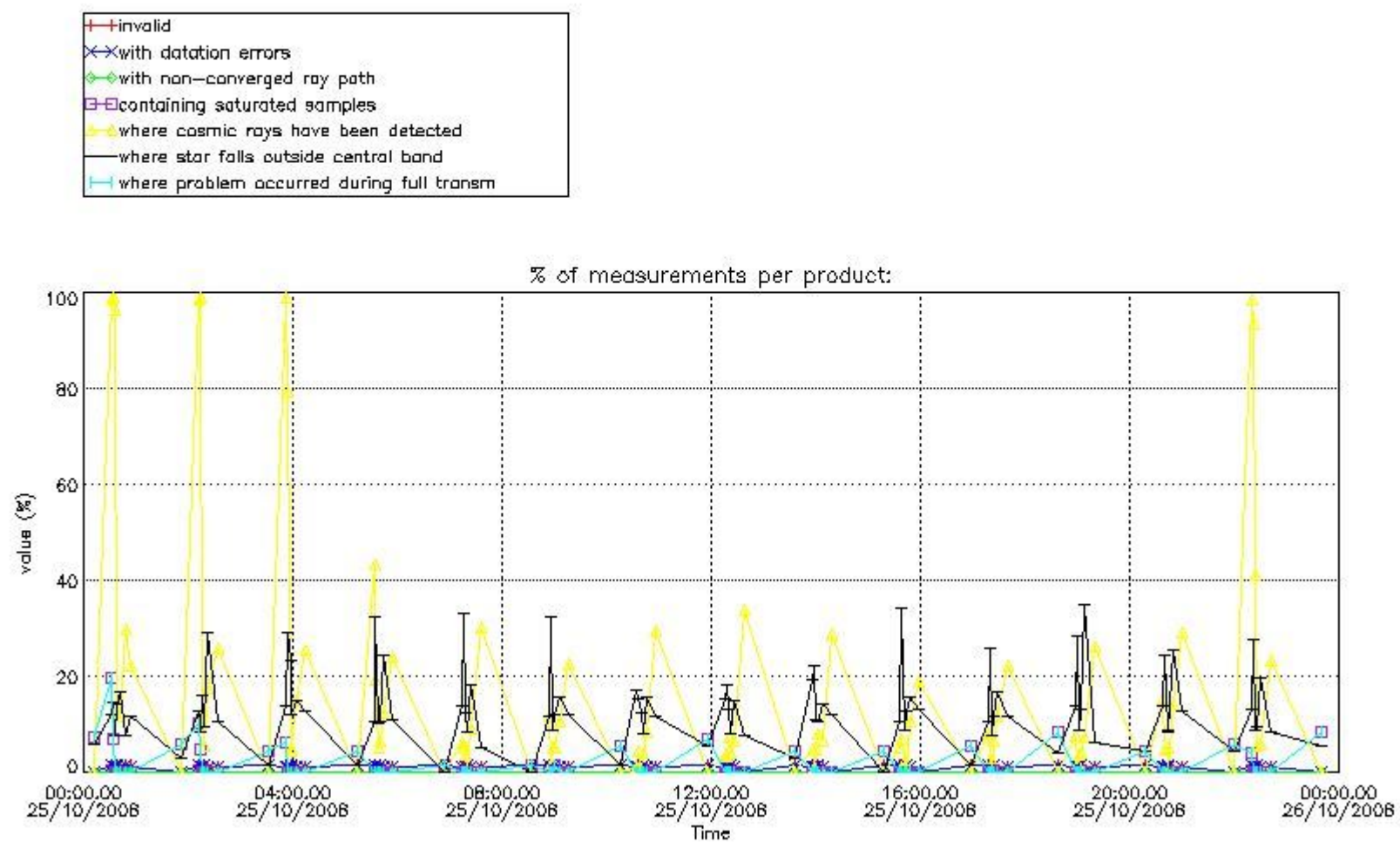


4. Level 1 quality information per product

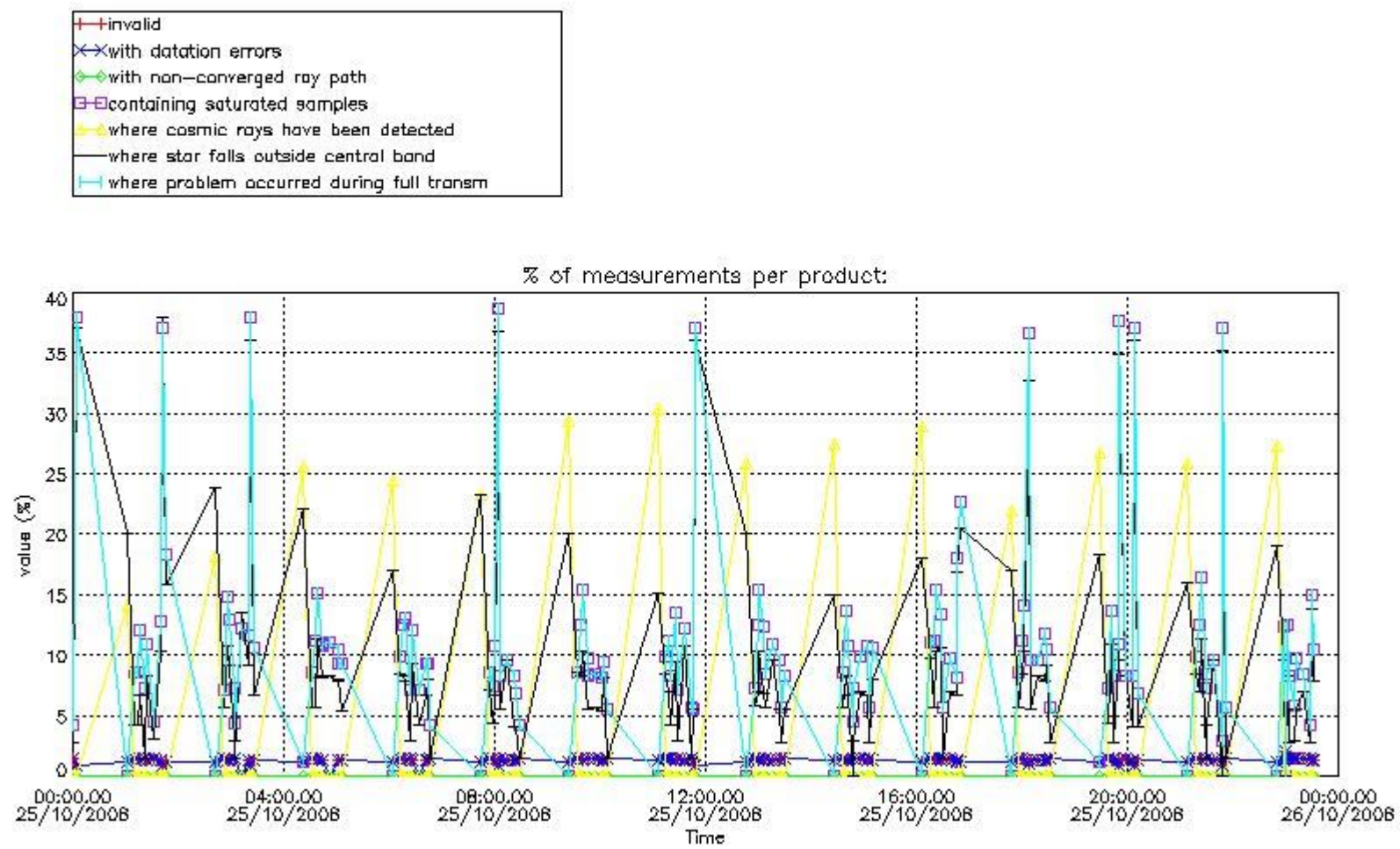
In this section it is plotted some information contained in the Quality Summary data set of the level 2 products that comes from the level 1b processing. Products without errors (error flag in the MPH set to "0") are used.

4.1 Plot quality information per product (time dependant) coming from level 1b processing

4.1.1 Plot level 1 quality information per product (time dependant): ENVISAT ASCENDING passes



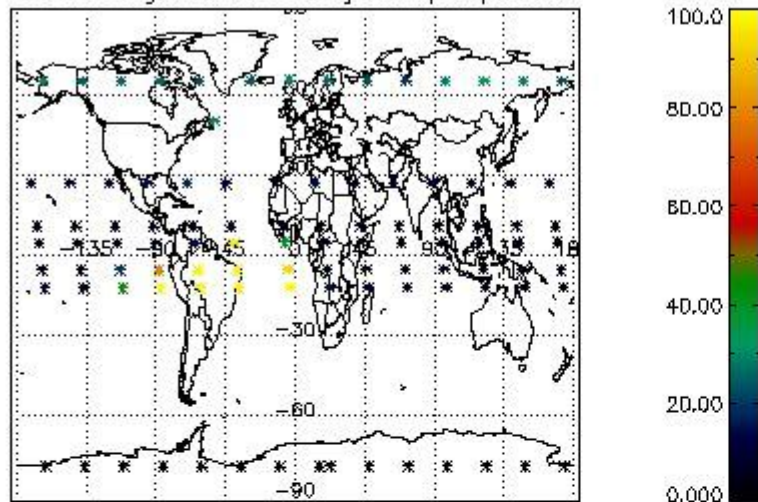
4.1.2 Plot level 1 quality information per product (time dependant): ENVI SAT DESCENDING passes



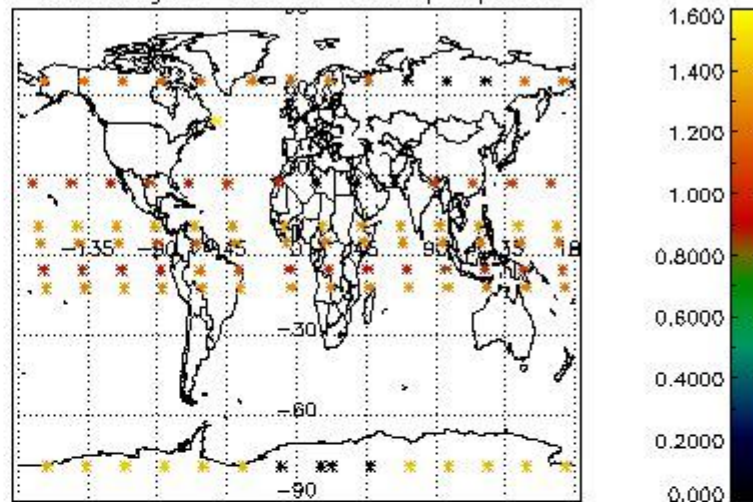
4.2 Plot quality information per product coming from level 1b processing (world map)

4.2.1 Plot level 1 quality information per product (world map): ENVISAT ASCENDING passes

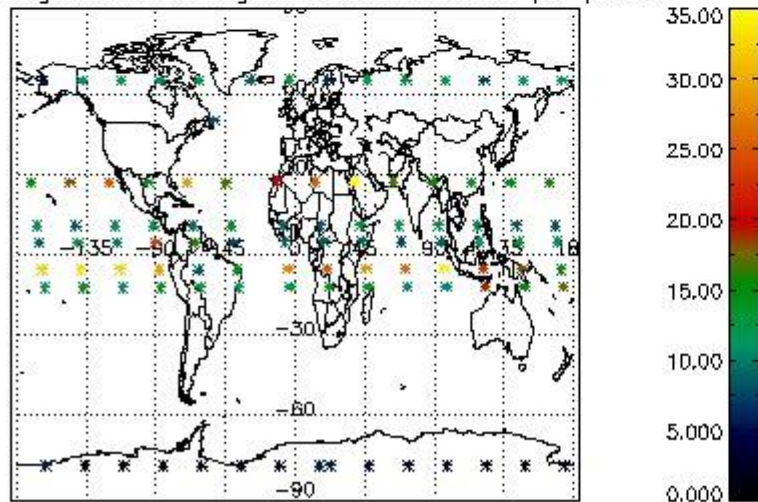
Percentage of cosmic ray hits per profile



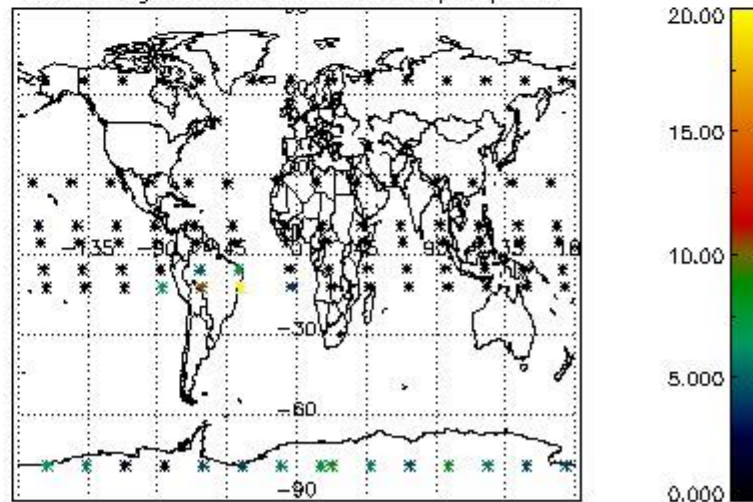
Percentage of datation errors per profile



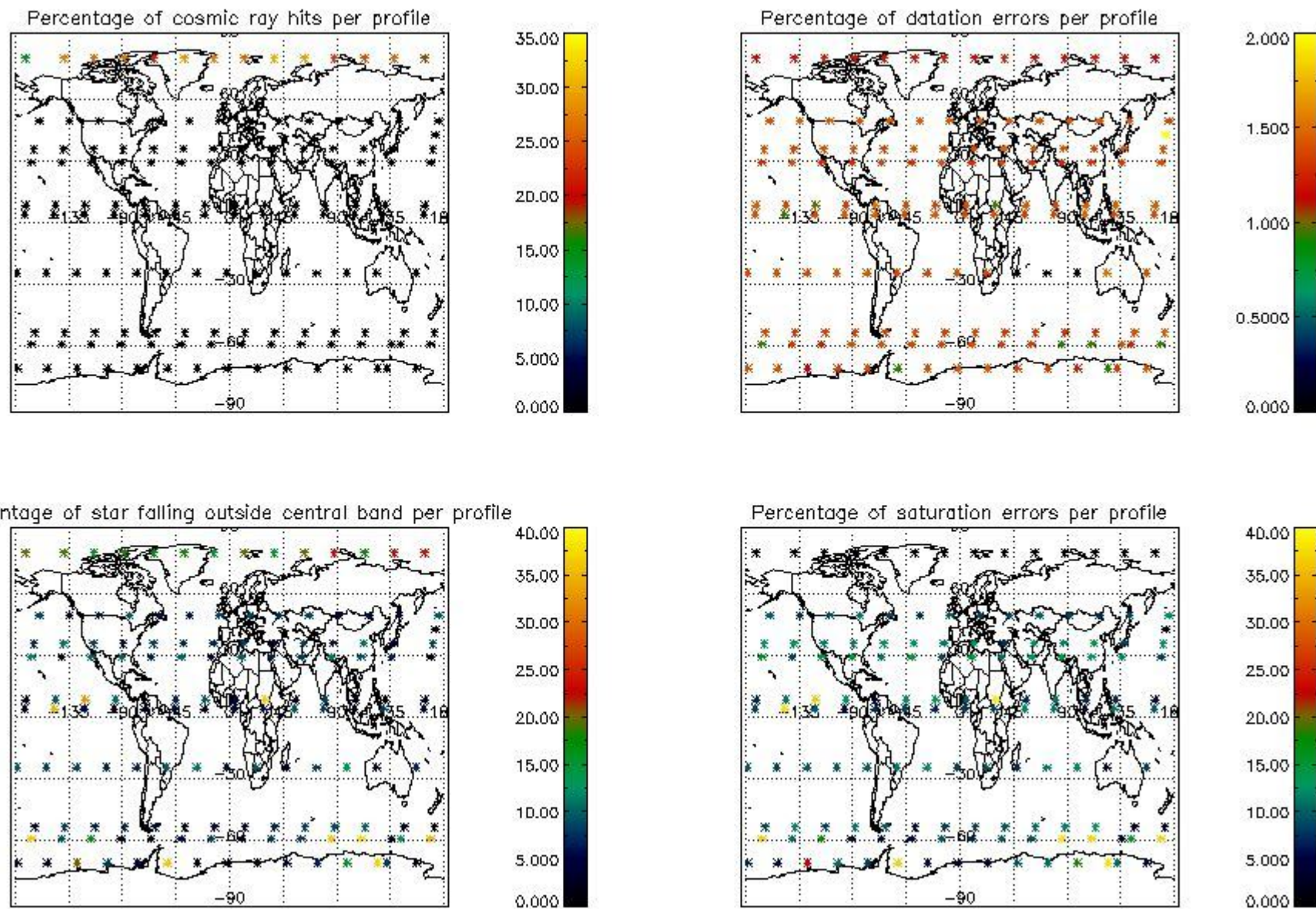
Percentage of star falling outside central band per profile



Percentage of saturation errors per profile



4.2.2 Plot level 1 quality information per product (world map): ENVISAT DESCENDING passes



5. Trace gas profiles

5.1 Ozone statistics based on quality of products

The final quality of the products can be "measured" using the STD (Standard Deviation) attached to every point profile. This information is written to the parameter GOM_NL__2P/NL_LOCAL_SPECIES_DENSITY/o3_std of the level 2 products. The table below shows the statistics for given STD ranges.

The statistics are given with respect to the overall valid production:

- Products without fatal errors: GOM_NL__2P/MPH/PRODUCT_ERR=0
- Valid point profile: GOM_NL__2P/NL_LOCAL_SPECIES_DENSITY/pcd(0)=0

The 'Criteria' is applied to valid points of dark limb products:

- Products in dark limb illumination condition: GOM_NL__2P/NL_SUMMARY_QUALITY/obs_ill_cond=0
- Products without fatal errors: GOM_NL__2P/MPH/PRODUCT_ERR=0
- Valid point profile: GOM_NL__2P/NL_LOCAL_SPECIES_DENSITY/pcd(0)=0

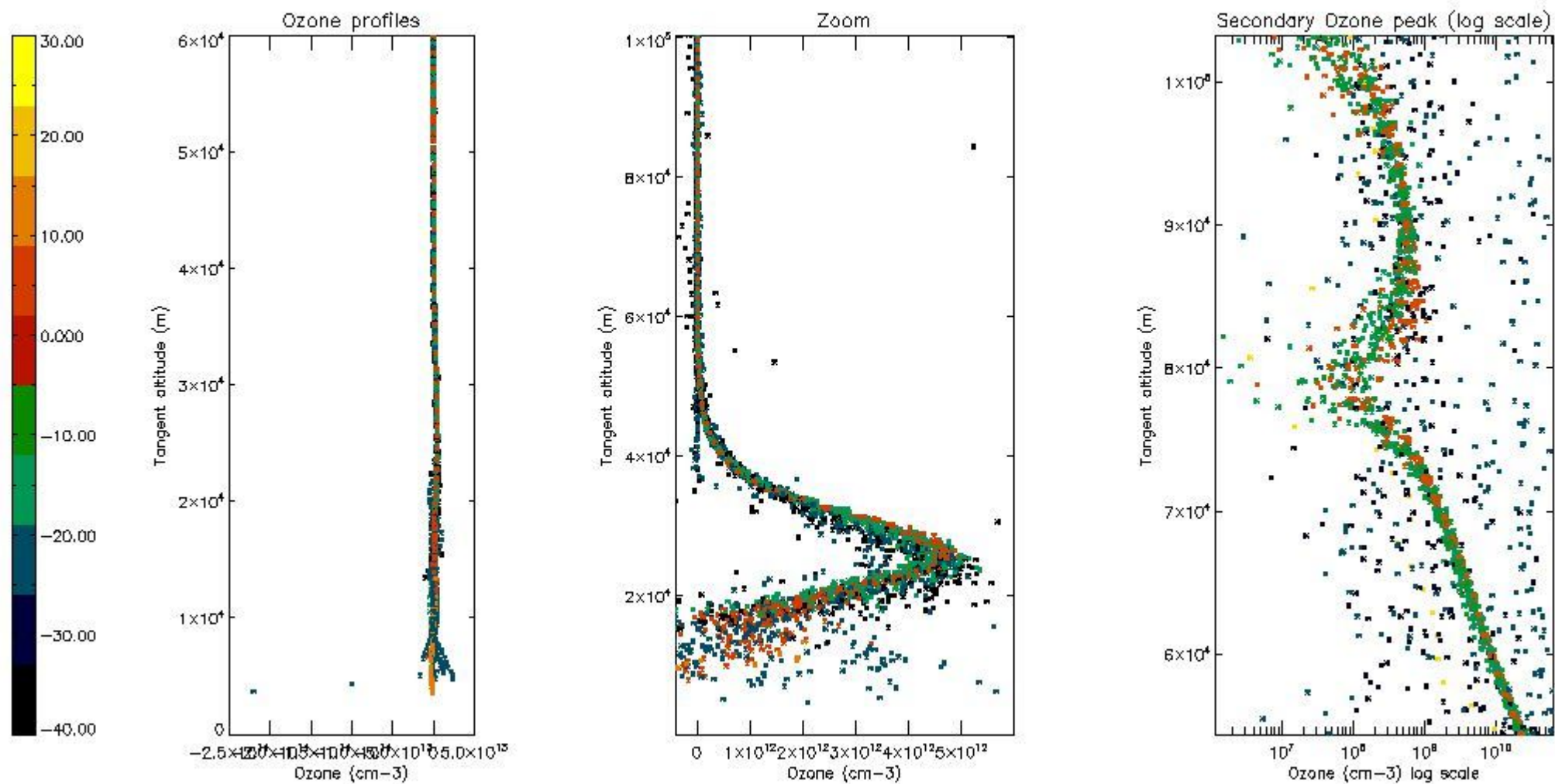
So, the table below shows the percentage of dark limb and valid observations for each criteria with respect to the overall valid daily observations.

Criteria	% of total production
All STD	34
STD < 20	17

STD < 10	12
STD < 5	8

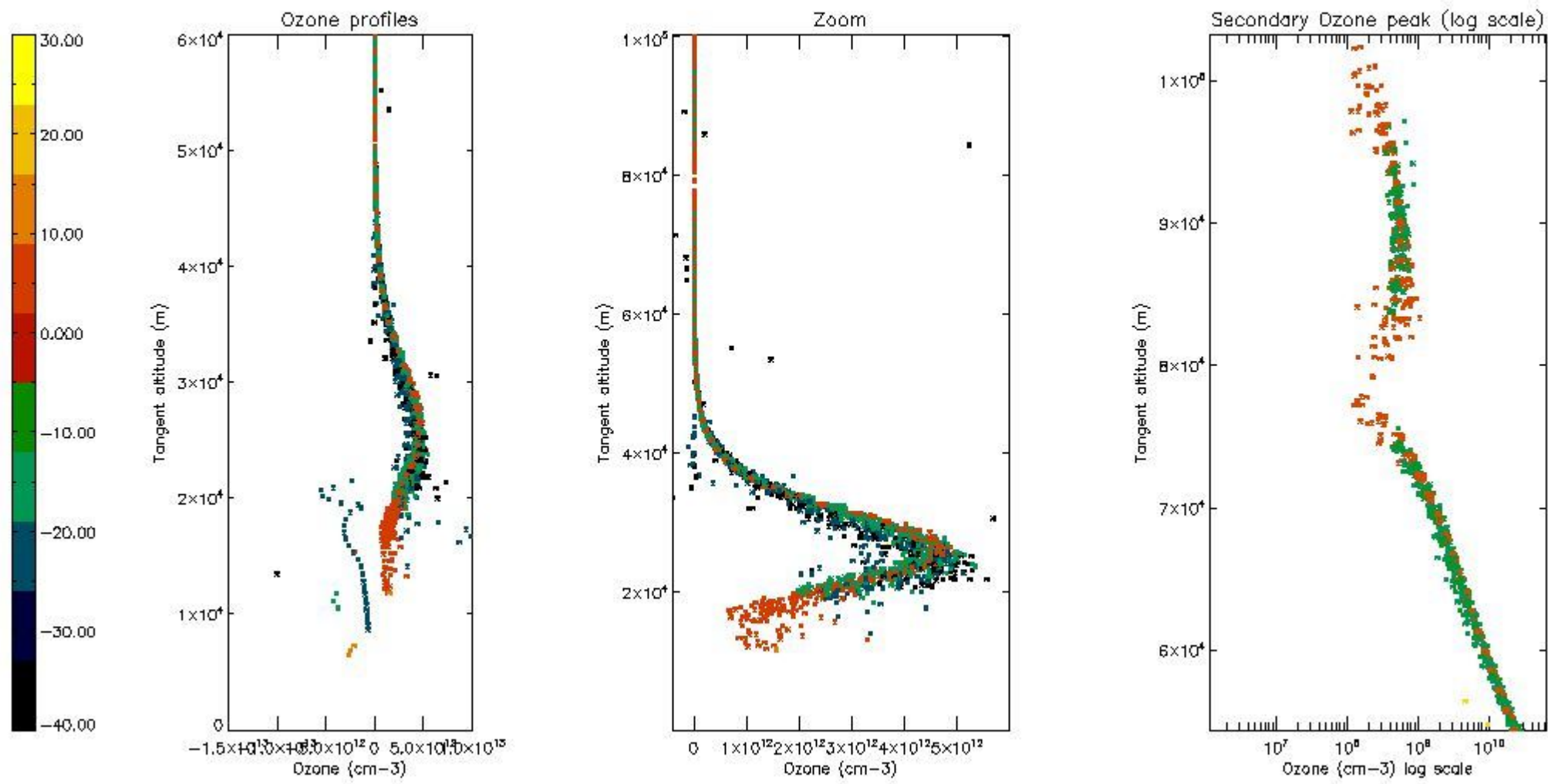
5.2 Plot ozone profiles for all STD (dark without errors)

The colorbar represents the latitude.



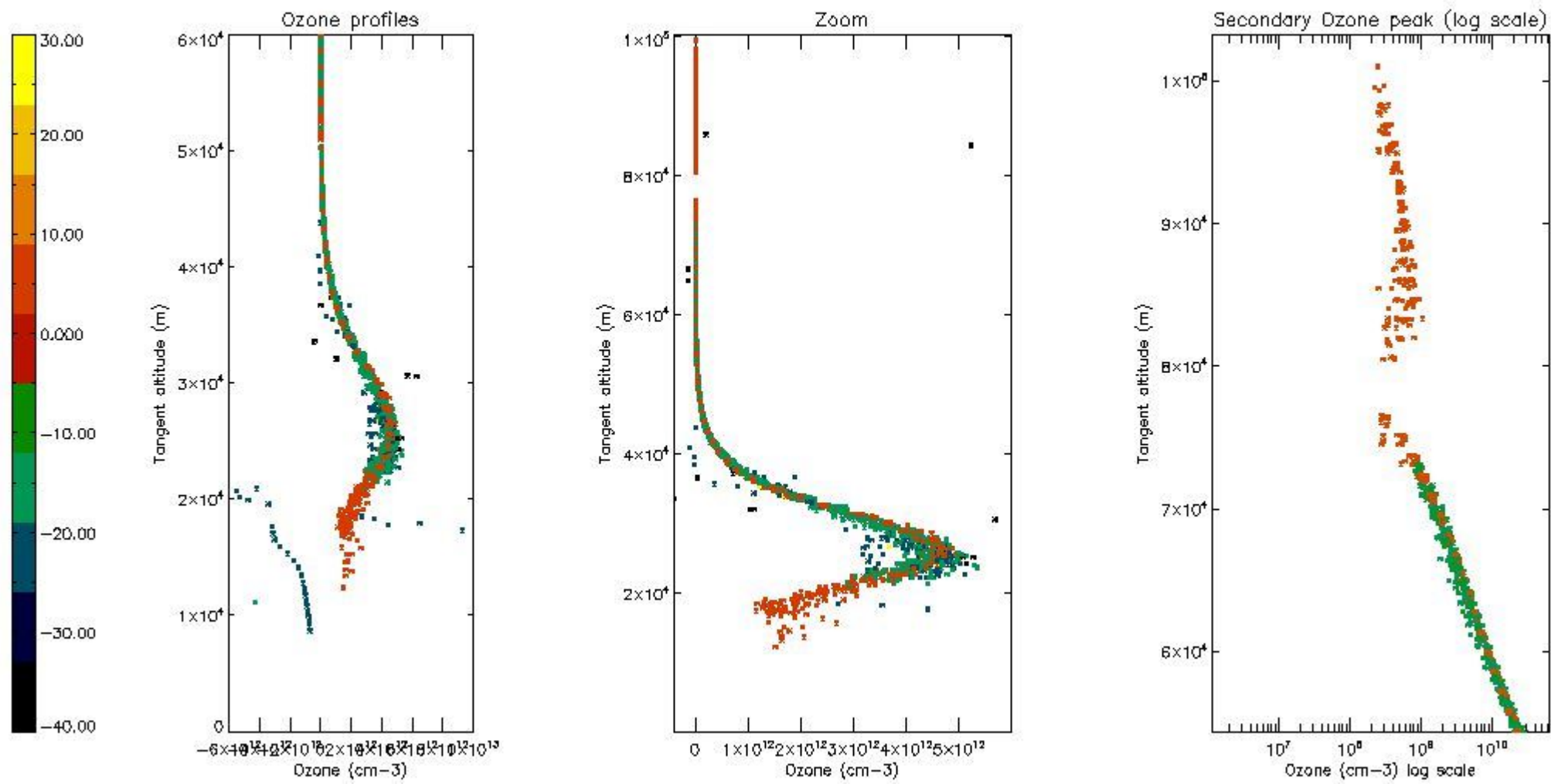
5.3 Plot ozone profiles where STD < 20% (dark without errors)

The colorbar represents the latitude.



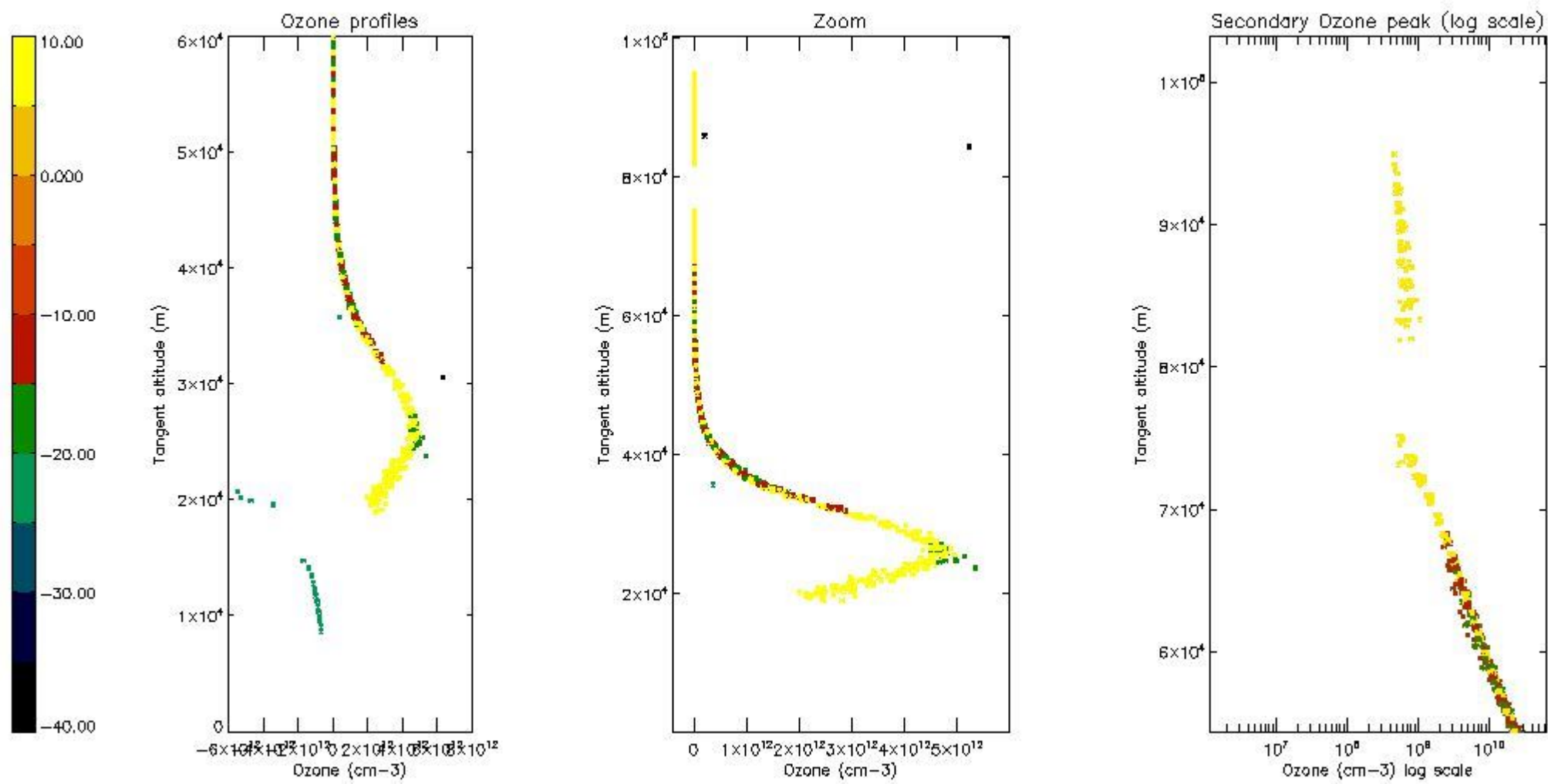
5.4 Plot ozone profiles where STD < 10% (dark without errors)

The colorbar represents the latitude.



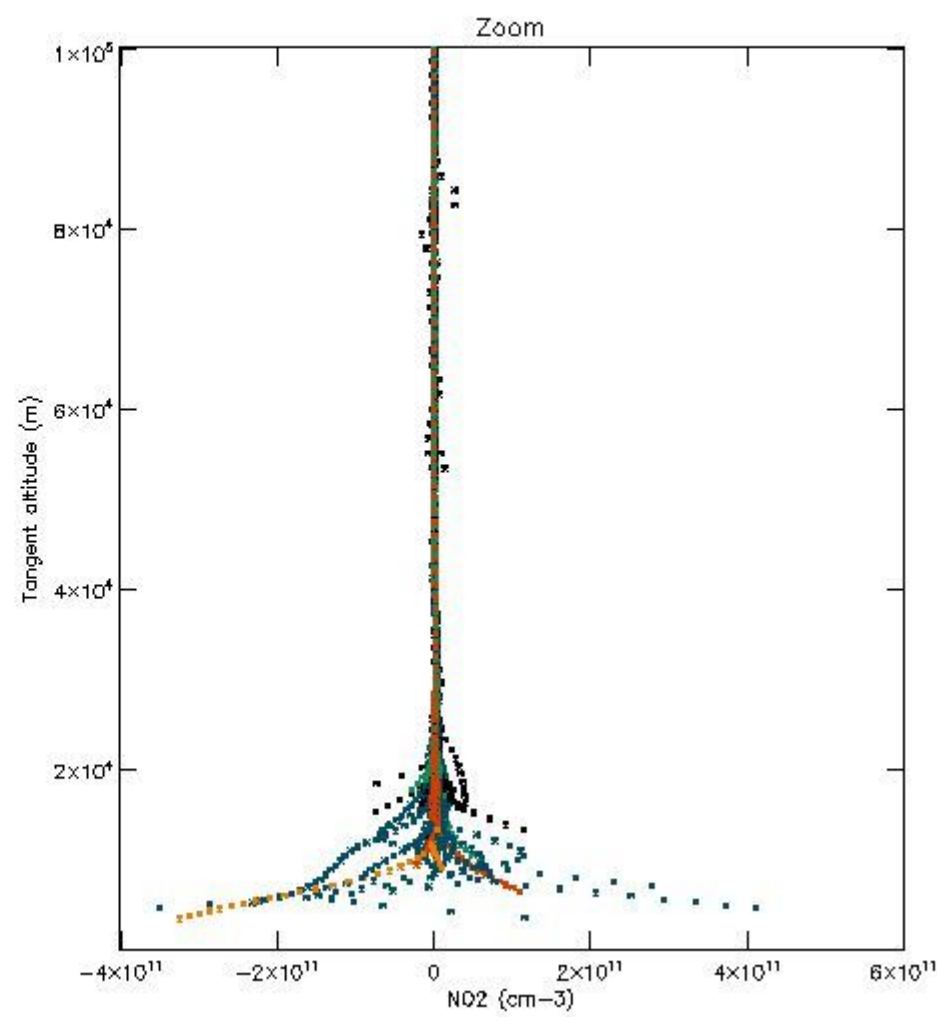
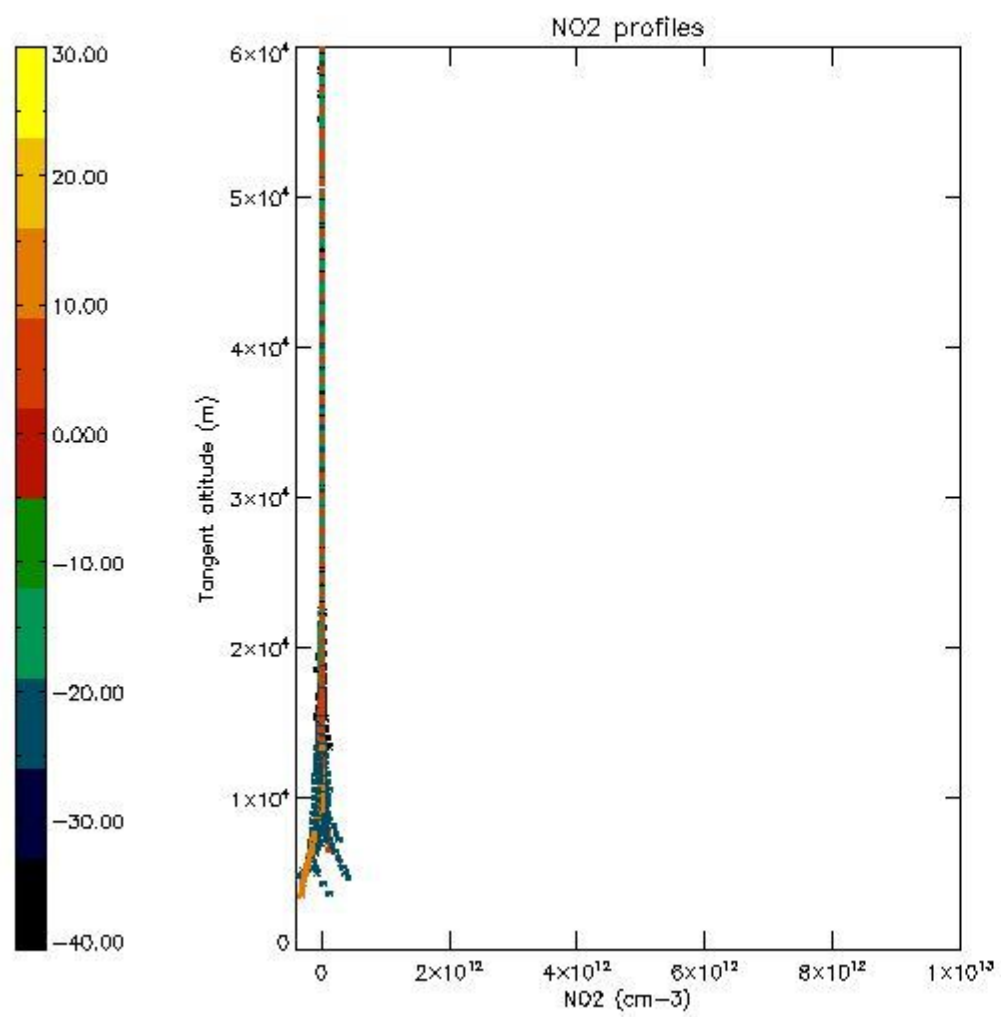
5.5 Plot ozone profiles where STD < 5% (dark without errors)

The colorbar represents the latitude.



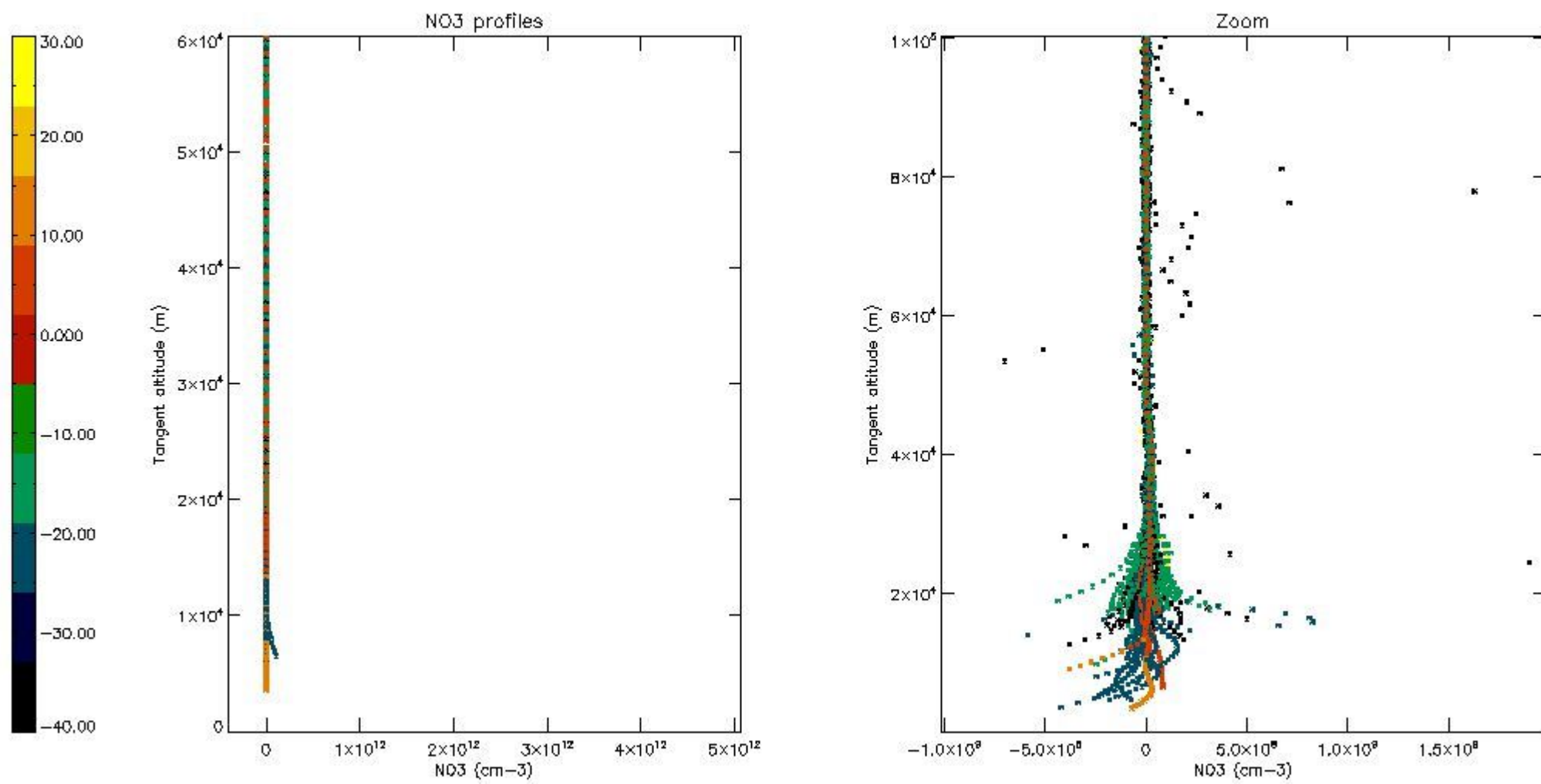
5.6 Plot NO₂ profiles for all STD (dark without errors)

The colorbar represents the latitude.



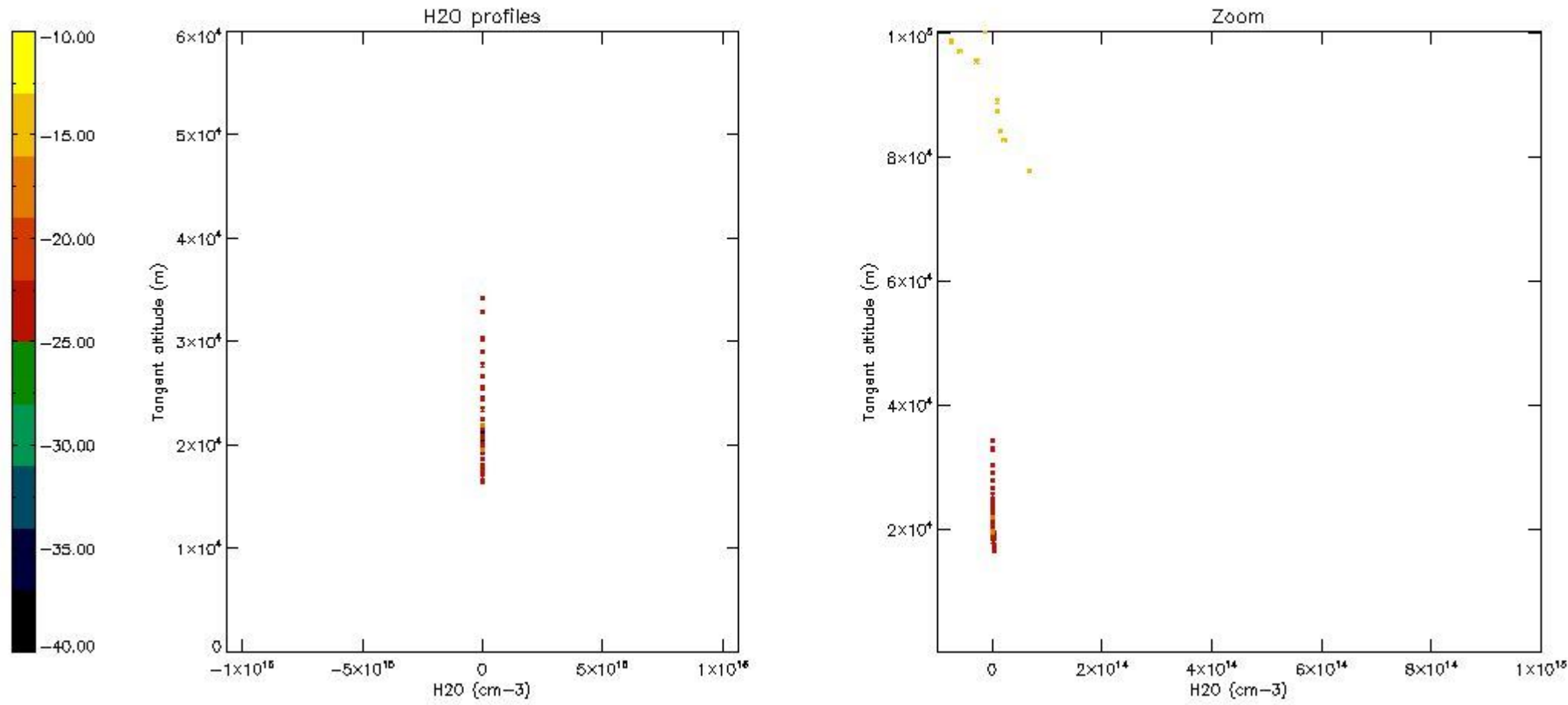
5.7 Plot NO3 profiles for all STD (dark without errors)

The colorbar represents the latitude.



5.8 Plot H2O profiles for all STD (only for occultations of stars 1,2,3,4,13,14,16,26,63 dark without errors)

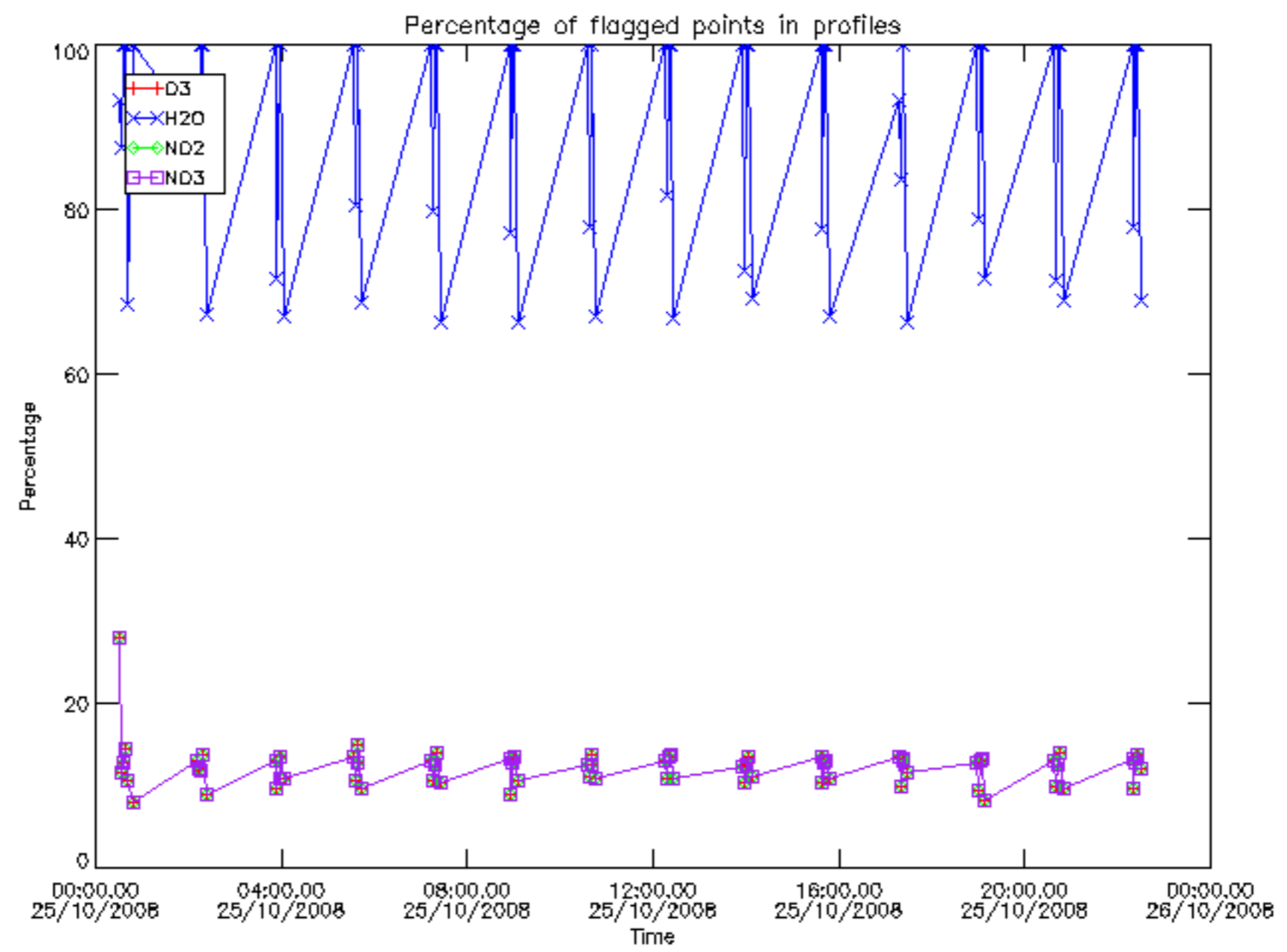
The colorbar represents the latitude.



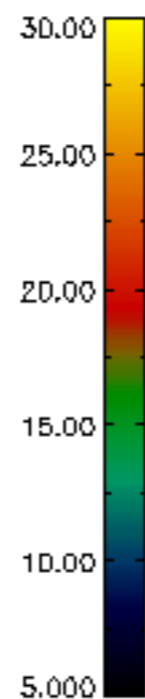
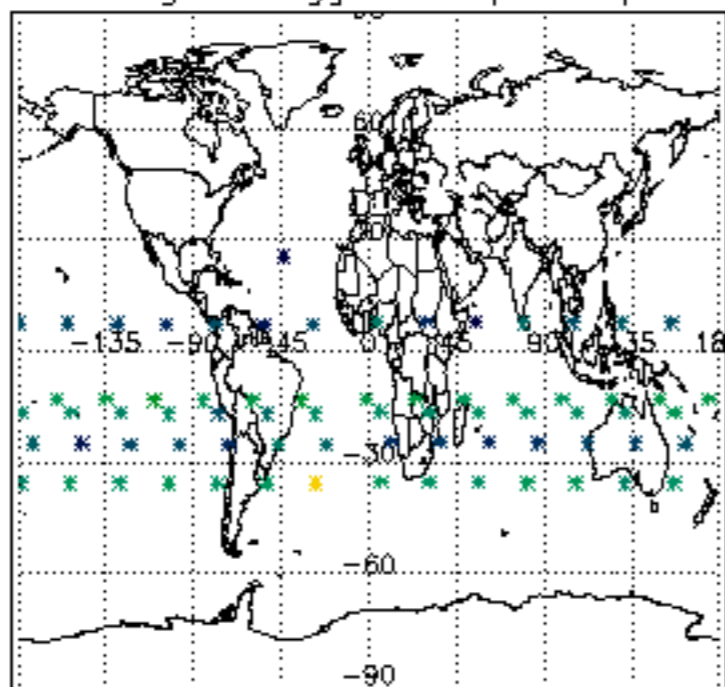
6. Auxiliary Data Files used for the production reported in section 2

The number reported in the third column indicates since which file (see list in section 2) the corresponding auxiliary file has been used. The fourth column is the date of those product files.

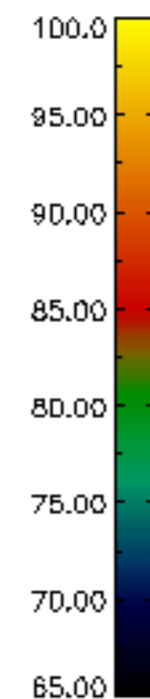
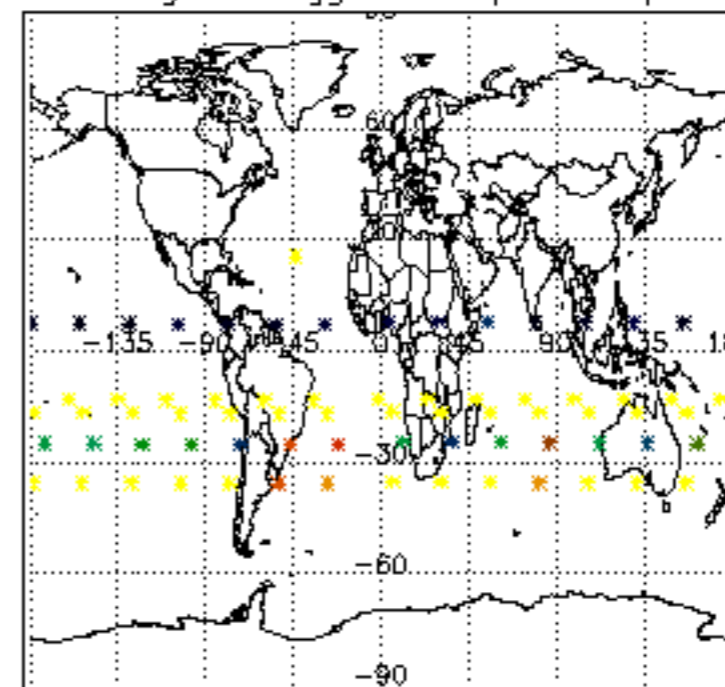
Type	Auxiliary Filename	Used since product	Used since product date
INST_PHYS_CHARACTERISTICS	GOM_INS_AXVIEC20091111_143220_20030716_120000_20500101_000000	1	25-OCT-2008 00:00:59
LEVEL-2_PROC_CONFIG	GOM_PR2_AXVIEC20091111_152718_20020301_000000_20500101_000000	1	25-OCT-2008 00:00:59
CROSS_SECTIONS_FILE	GOM_CRS_AXVIEC20091111_154832_20020301_000000_20500101_000000	1	25-OCT-2008 00:00:59



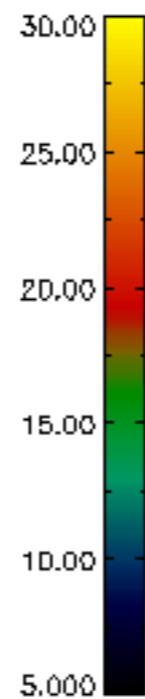
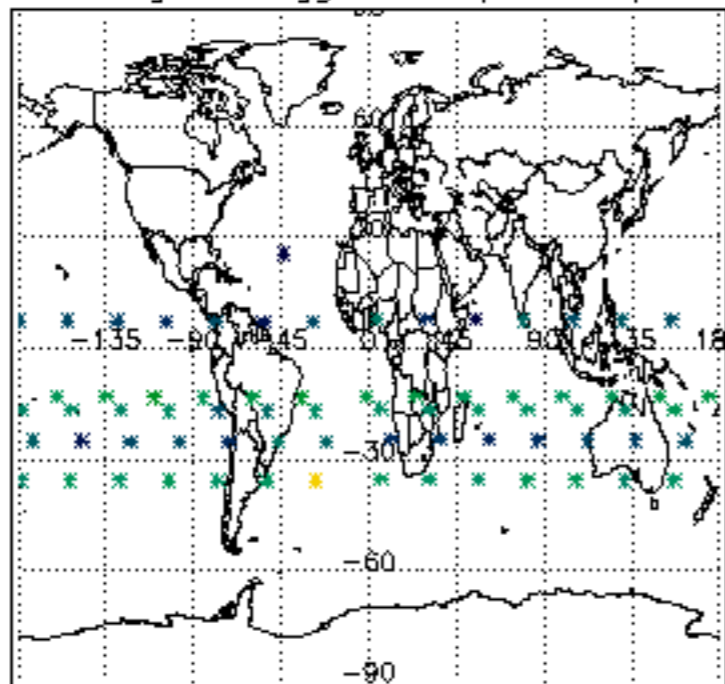
Percentage of flagged data per D3 profile



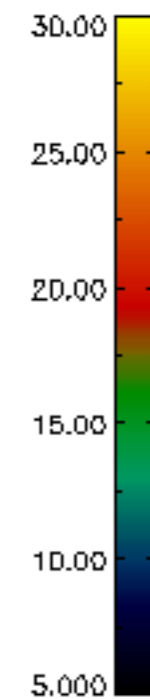
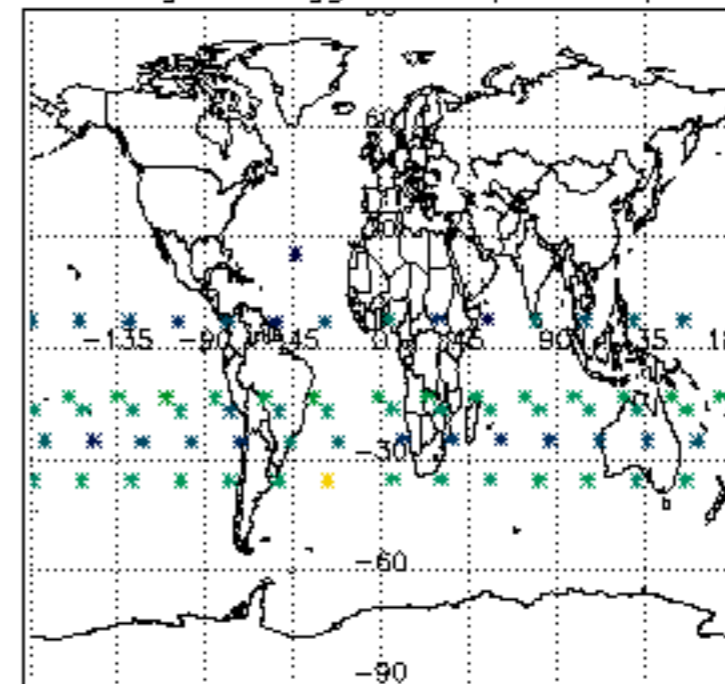
Percentage of flagged data per H2O profile

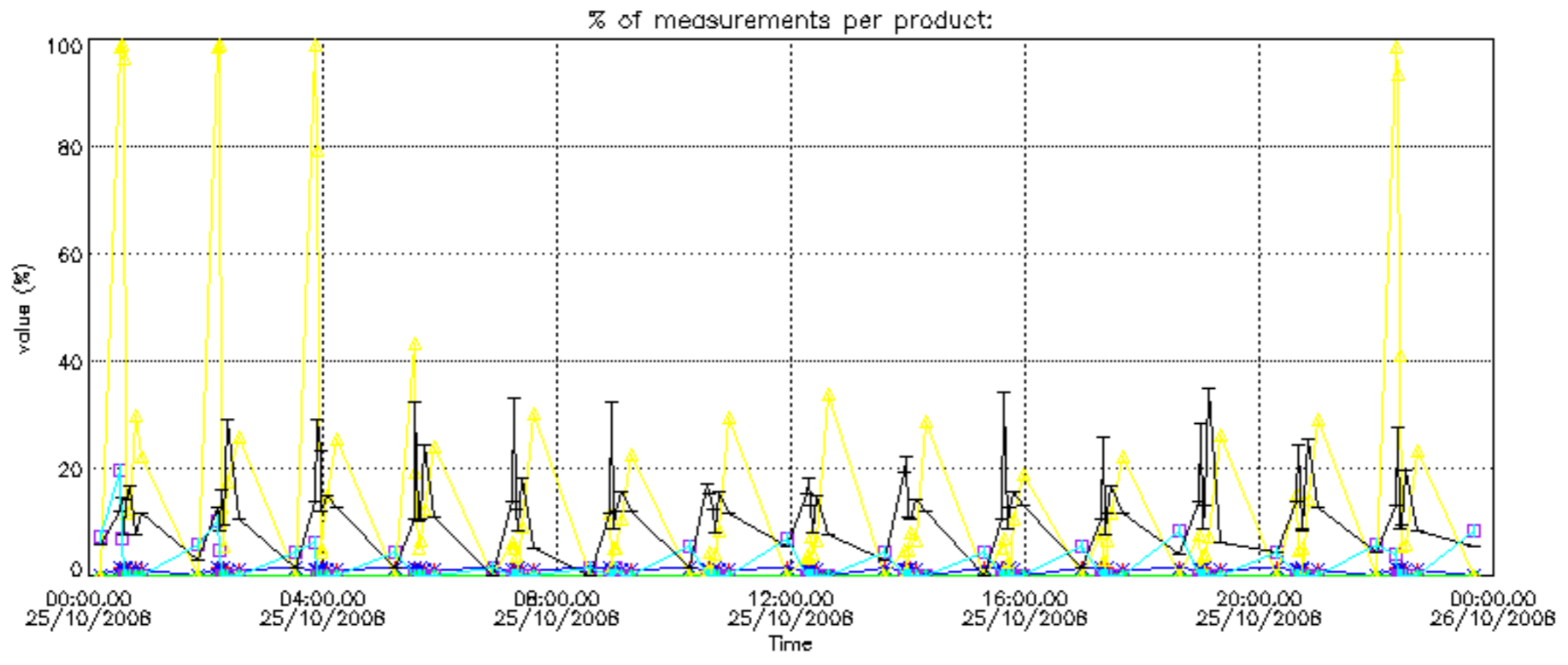


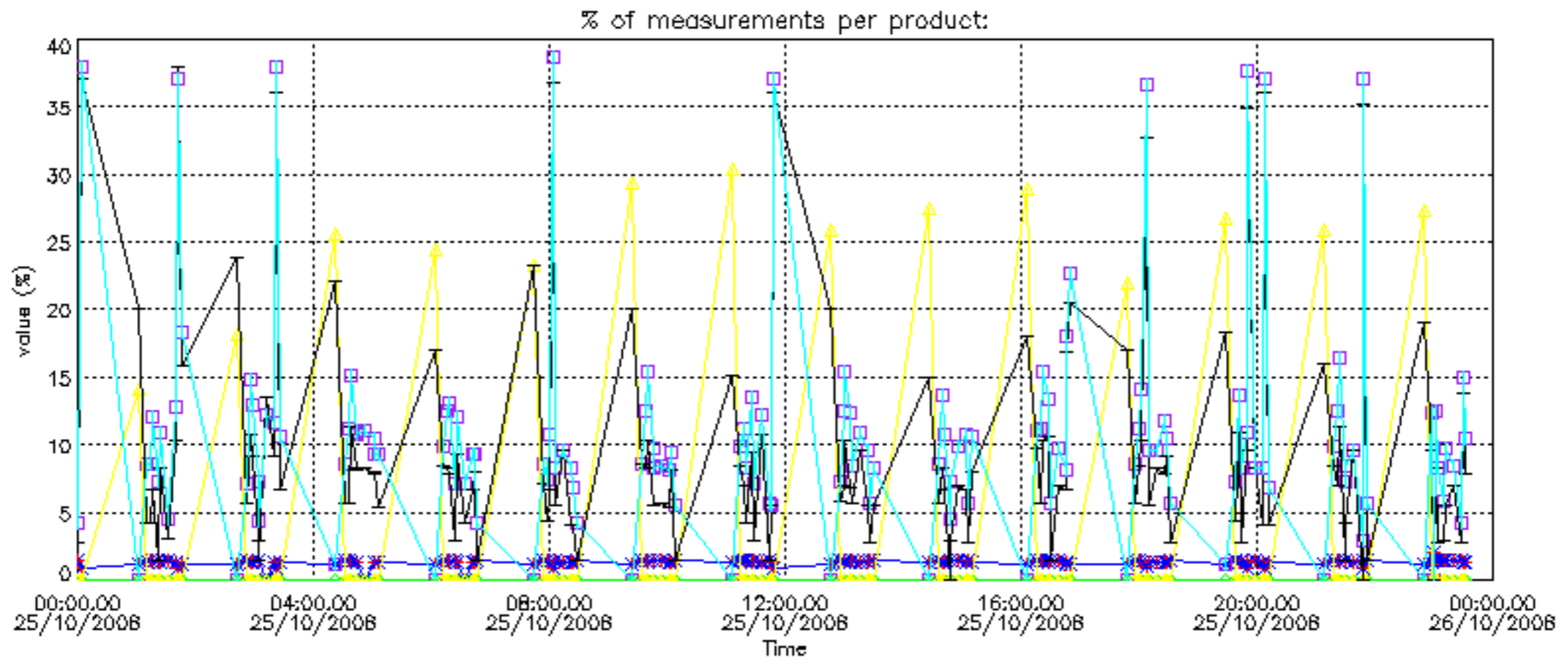
Percentage of flagged data per NO2 profile



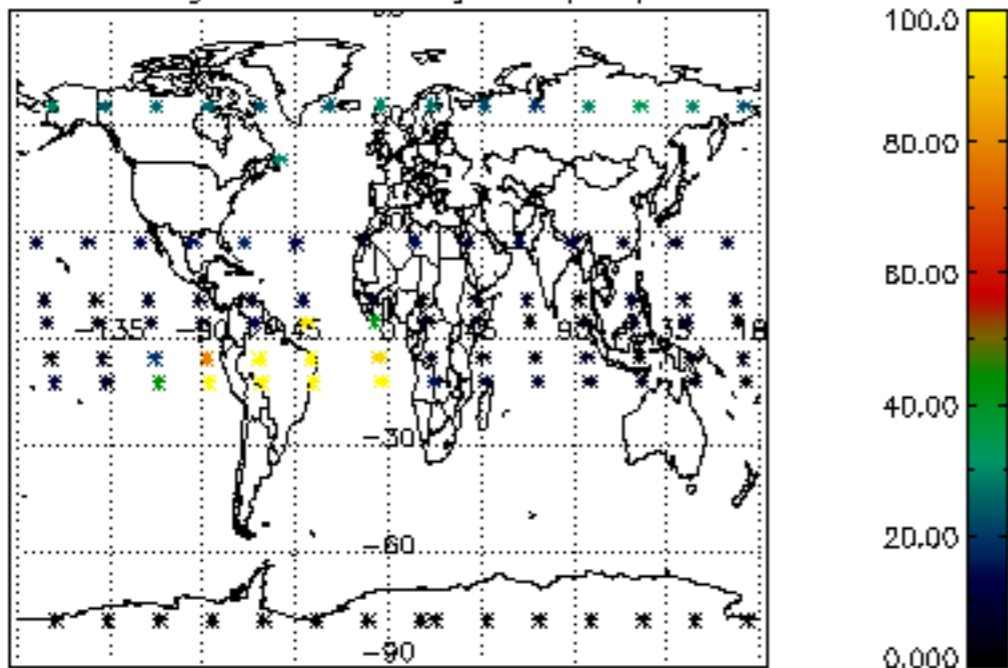
Percentage of flagged data per NO3 profile



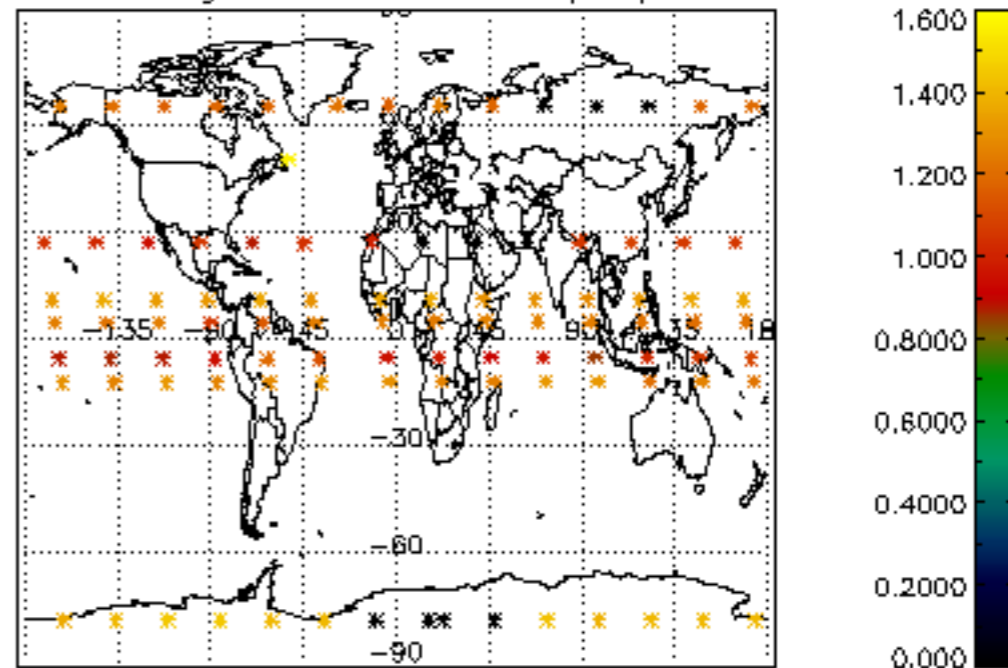




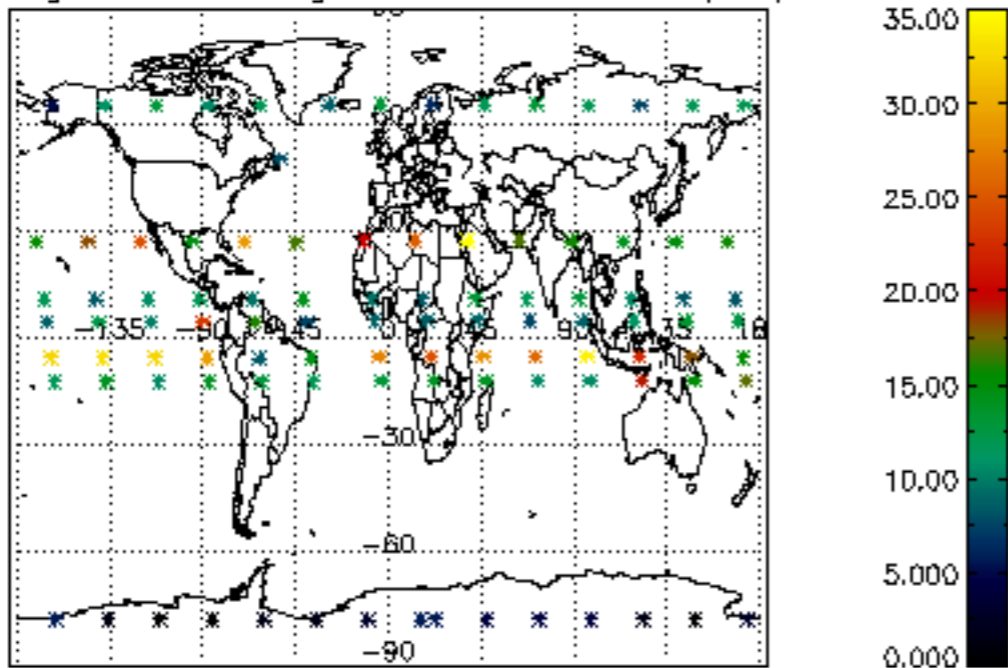
Percentage of cosmic ray hits per profile



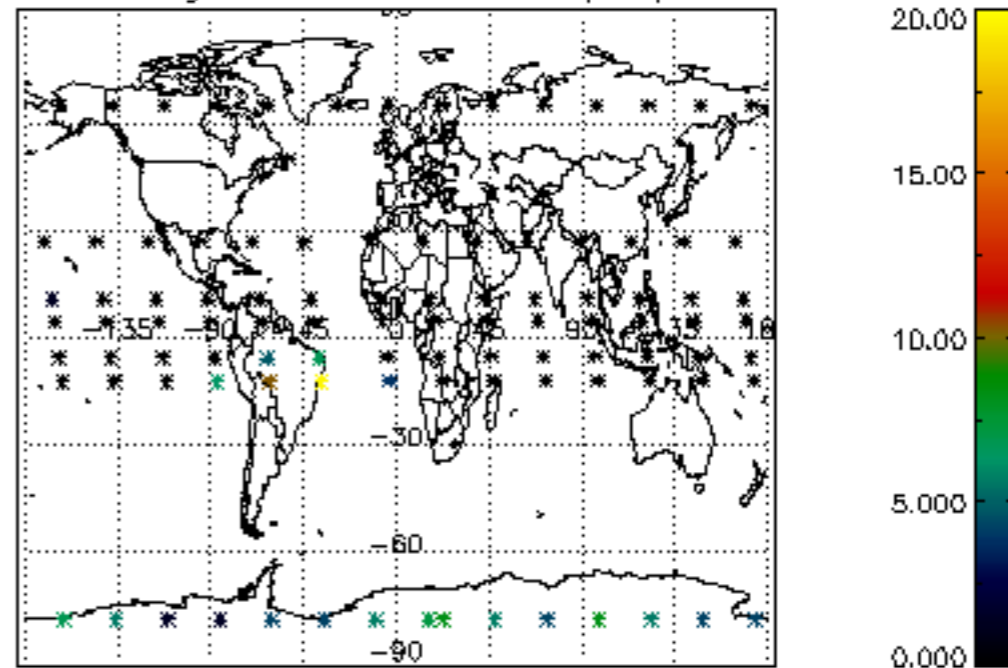
Percentage of datation errors per profile



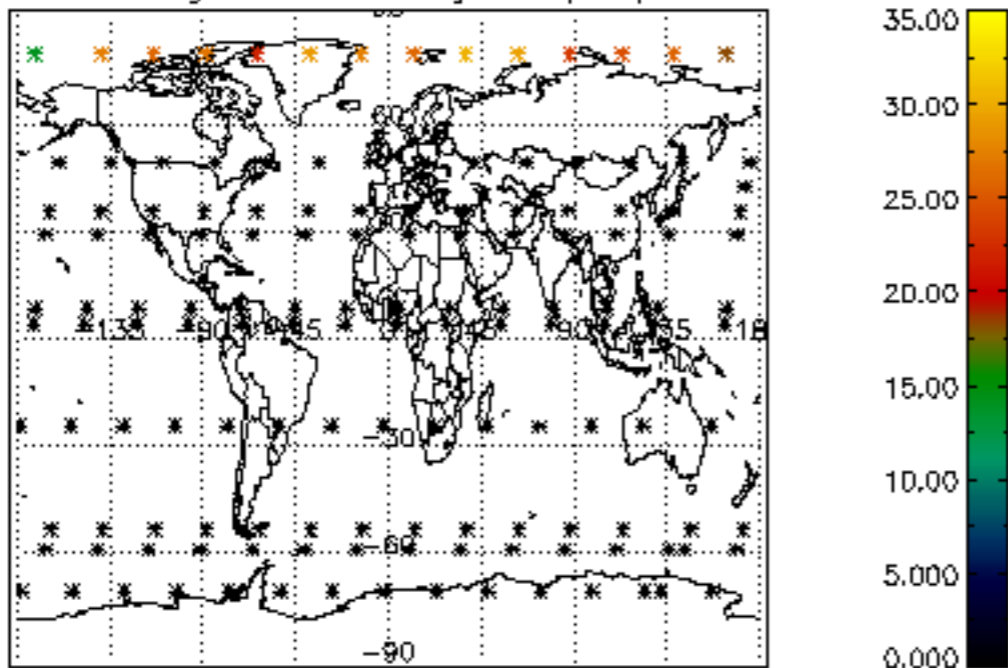
Percentage of star falling outside central band per profile



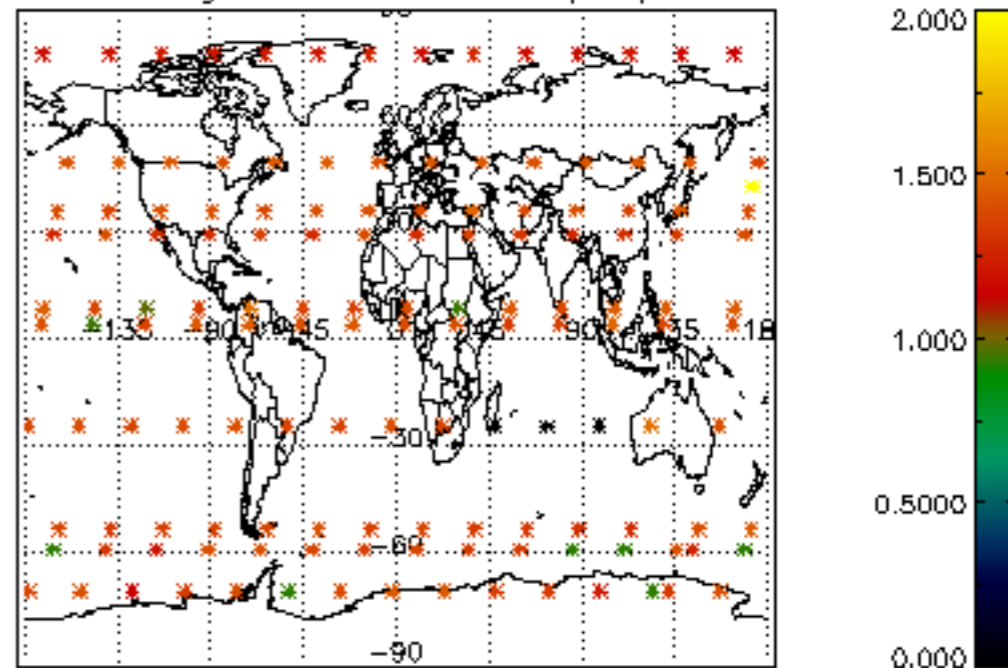
Percentage of saturation errors per profile



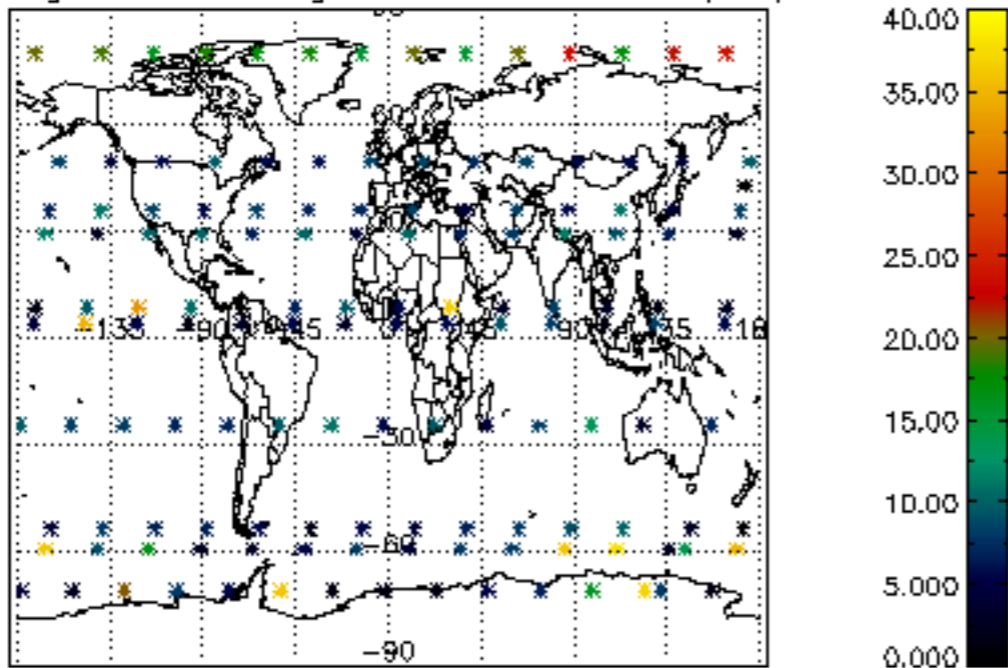
Percentage of cosmic ray hits per profile



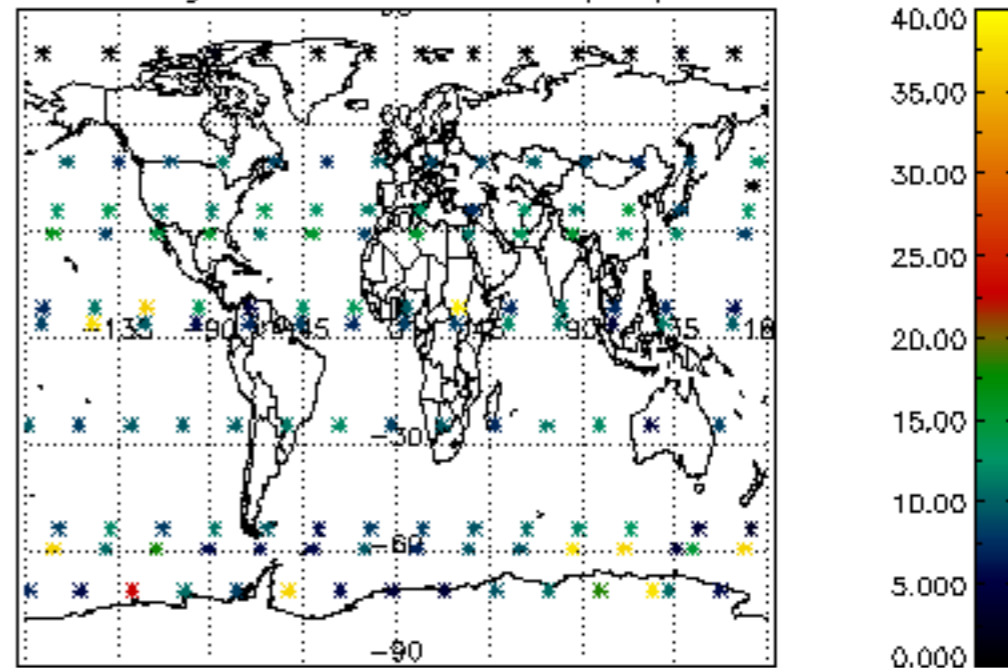
Percentage of datation errors per profile

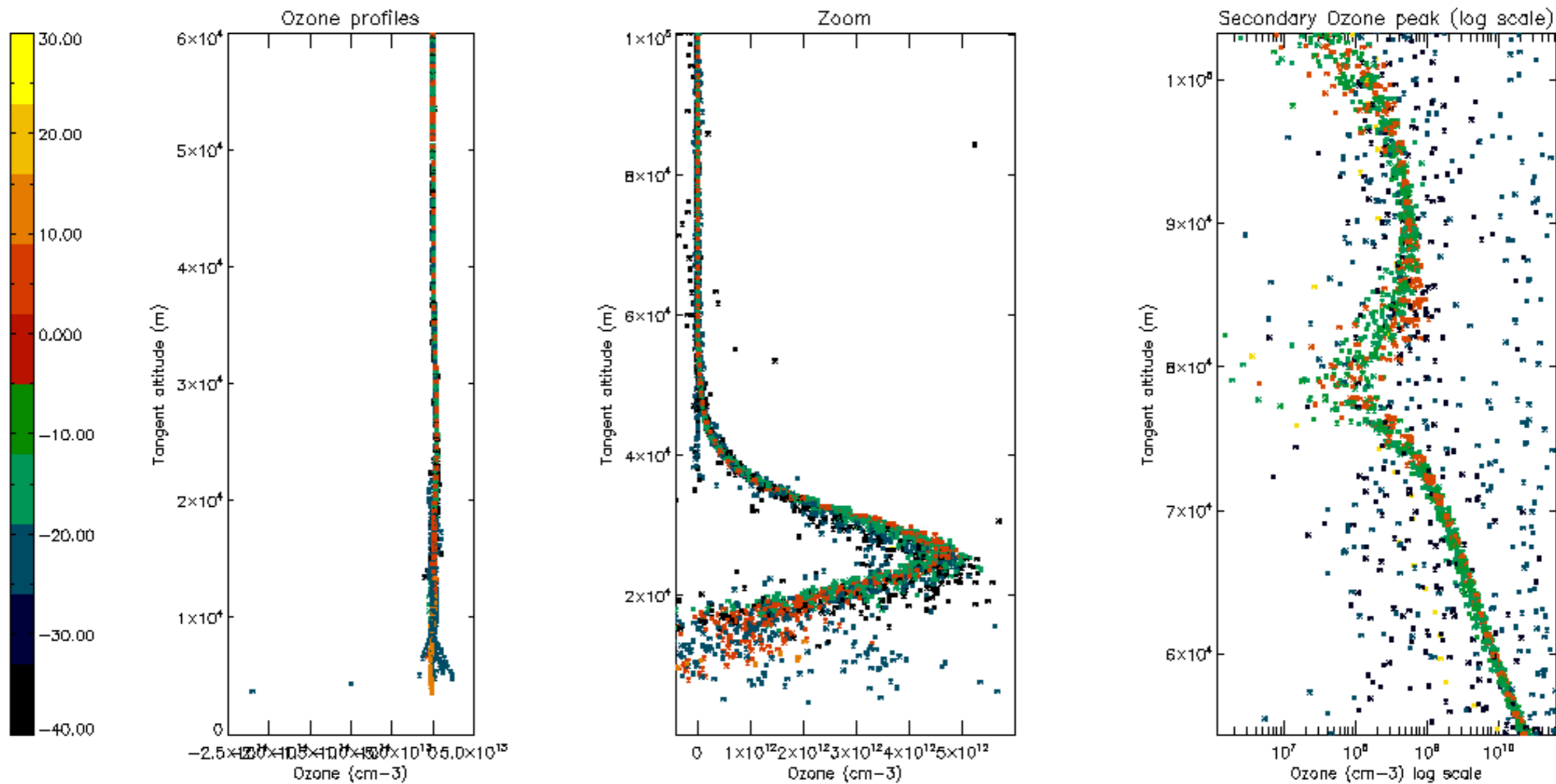


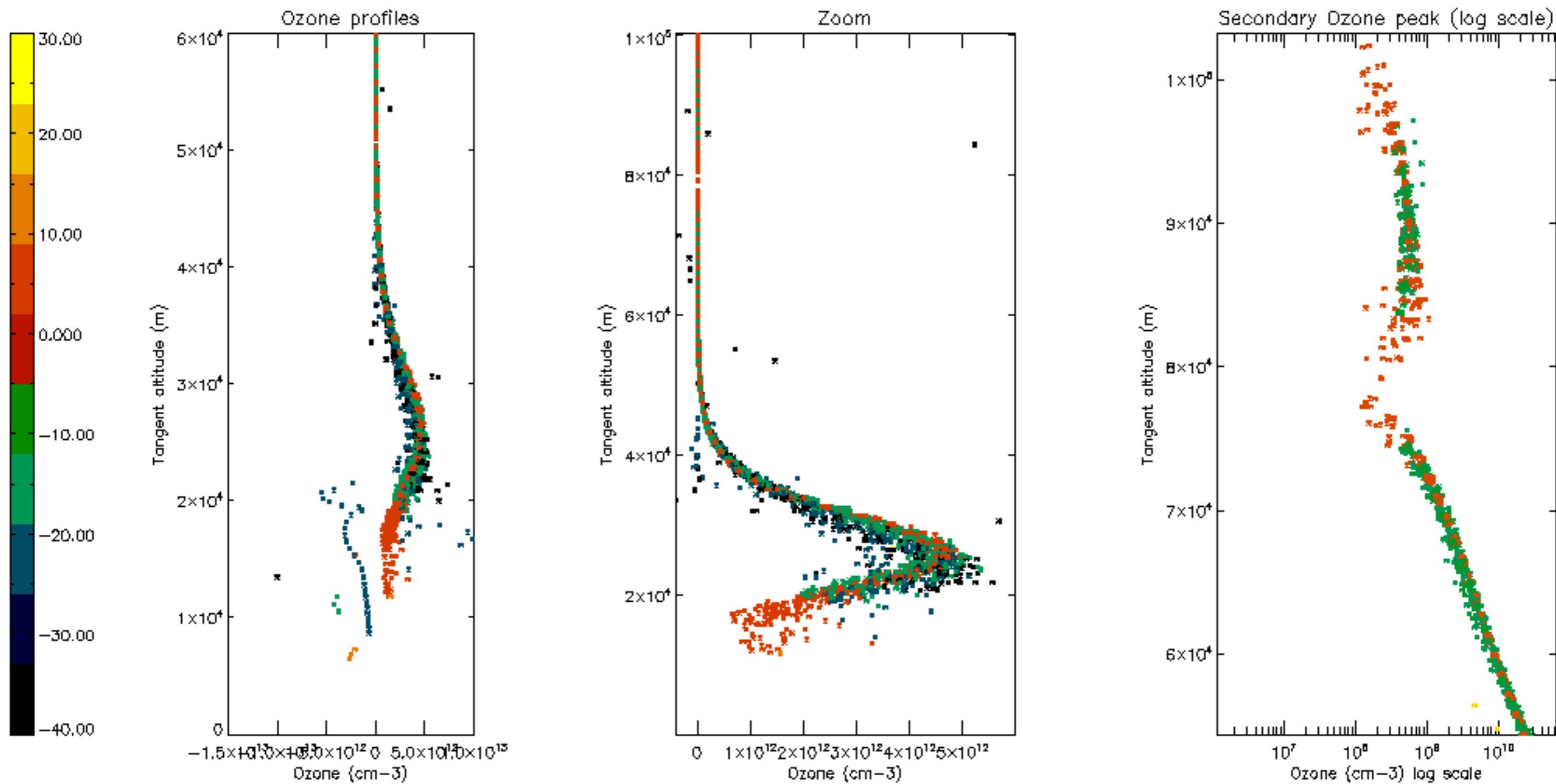
Percentage of star falling outside central band per profile

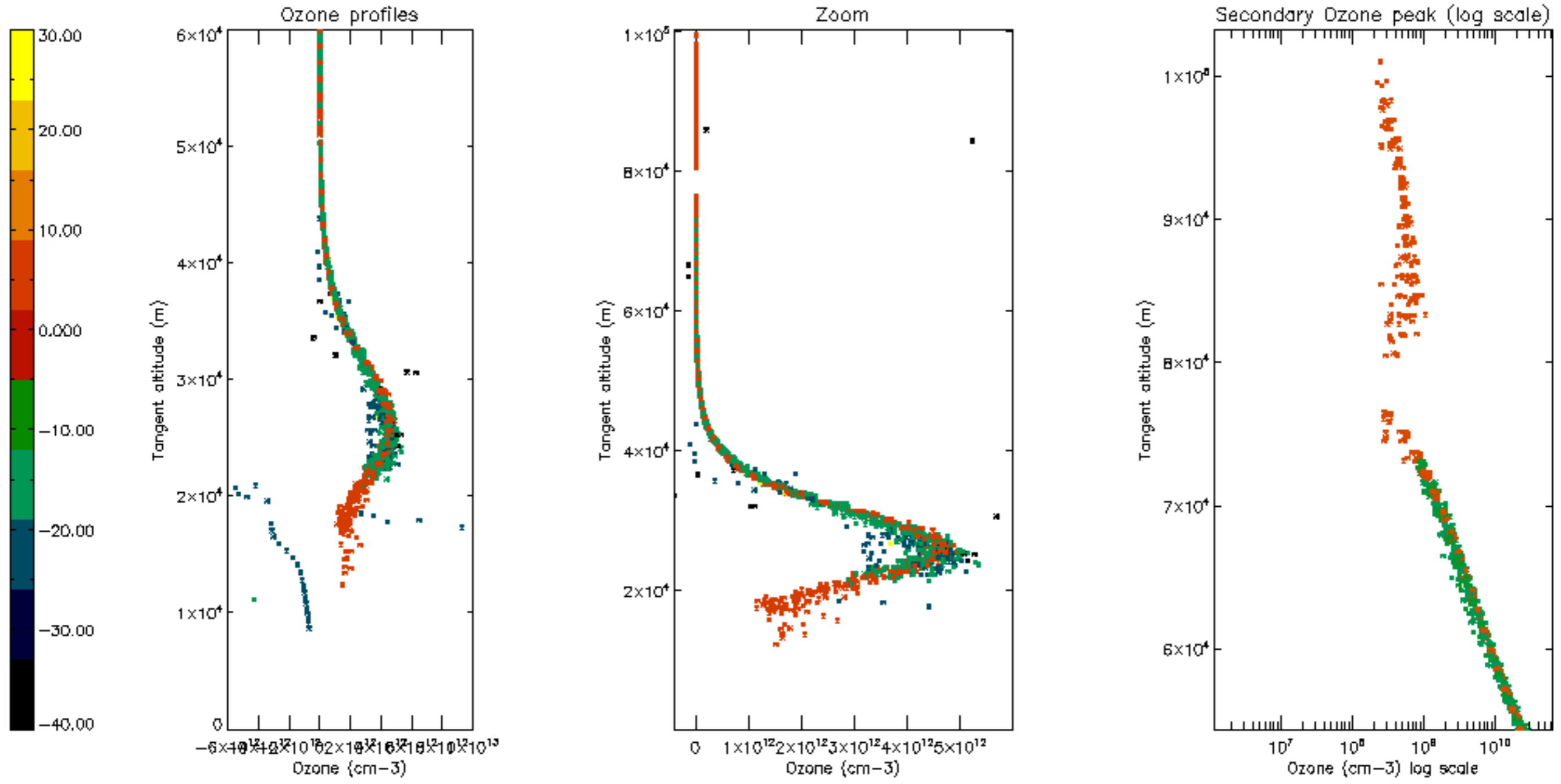


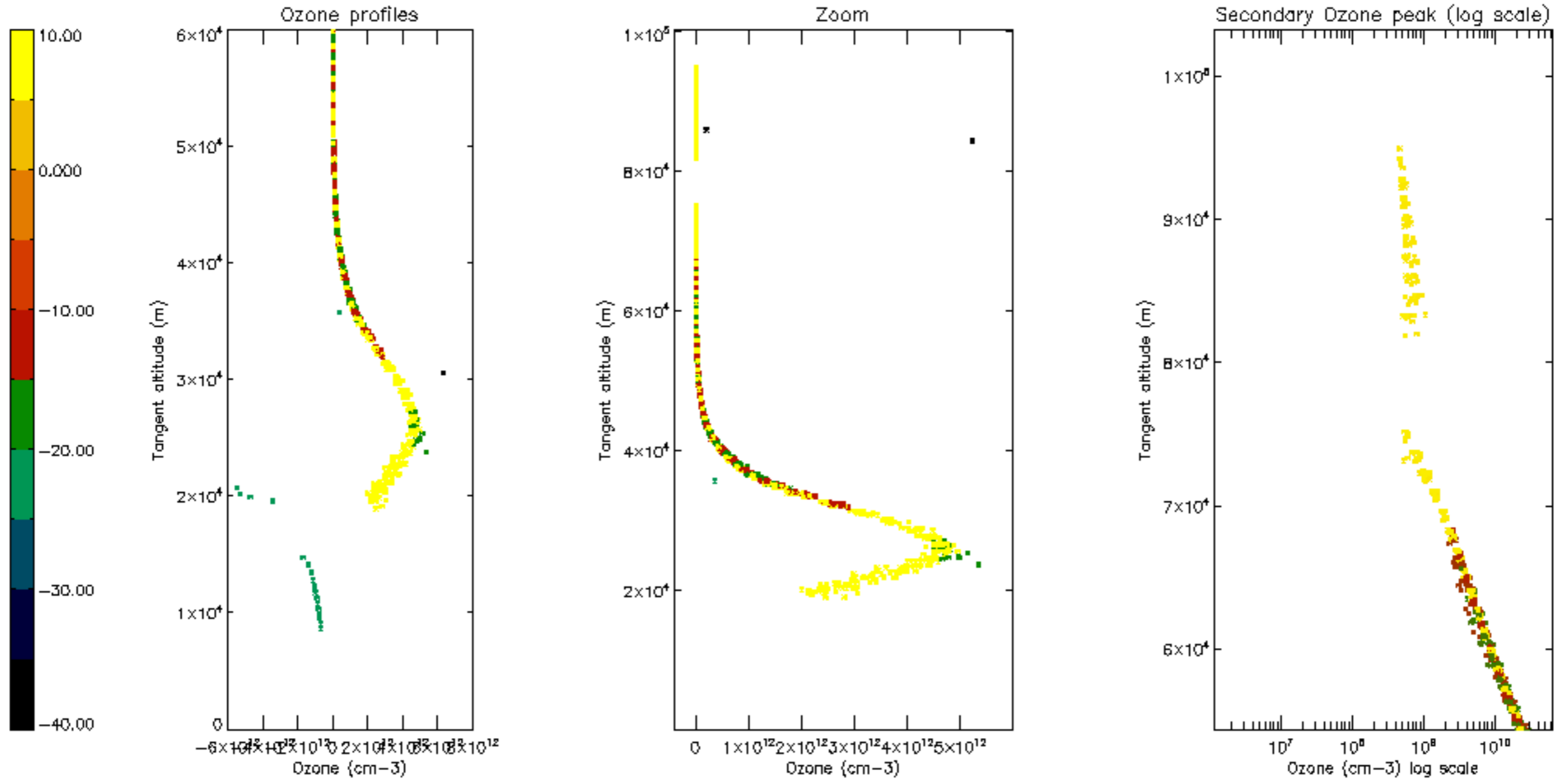
Percentage of saturation errors per profile

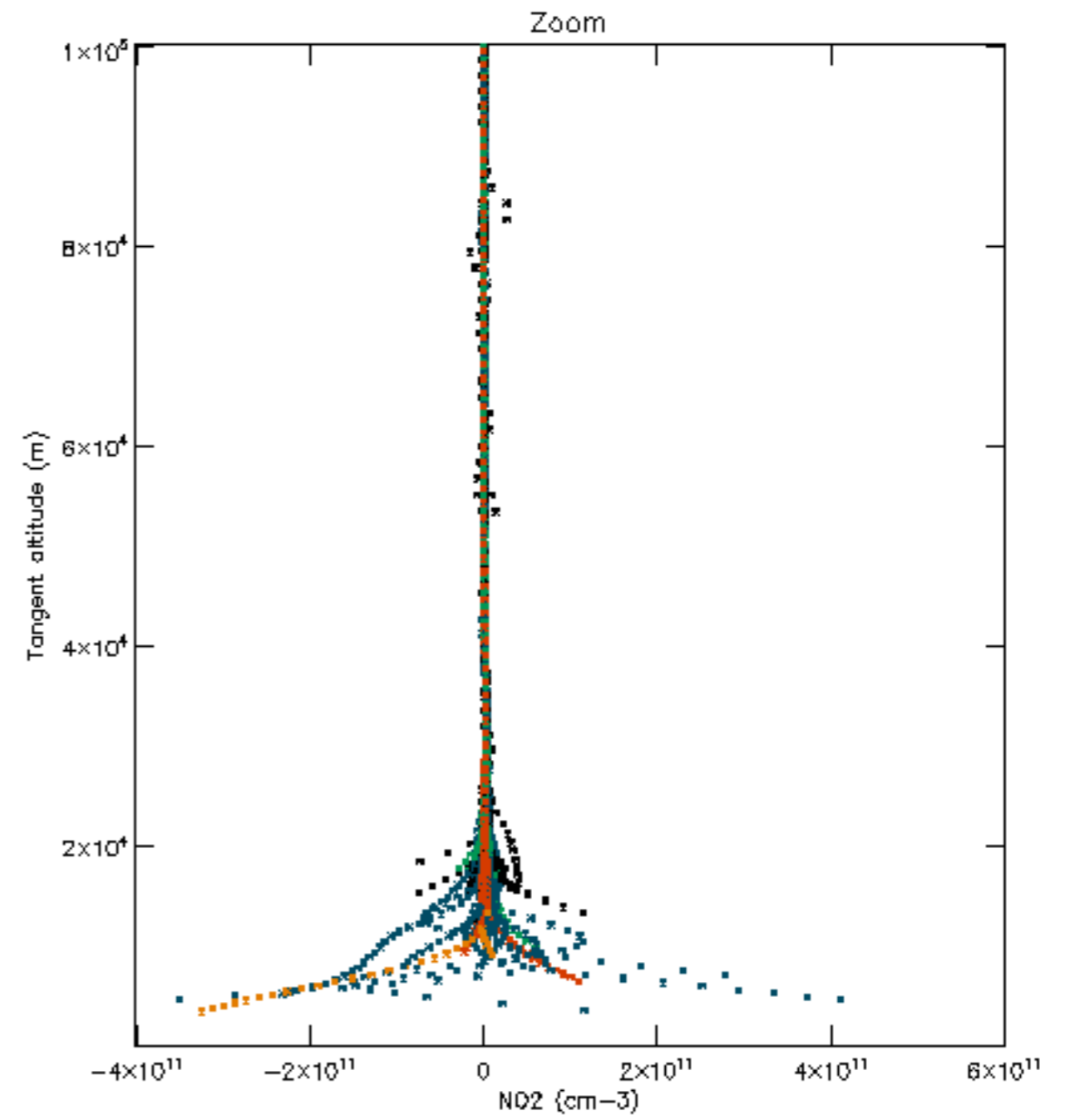
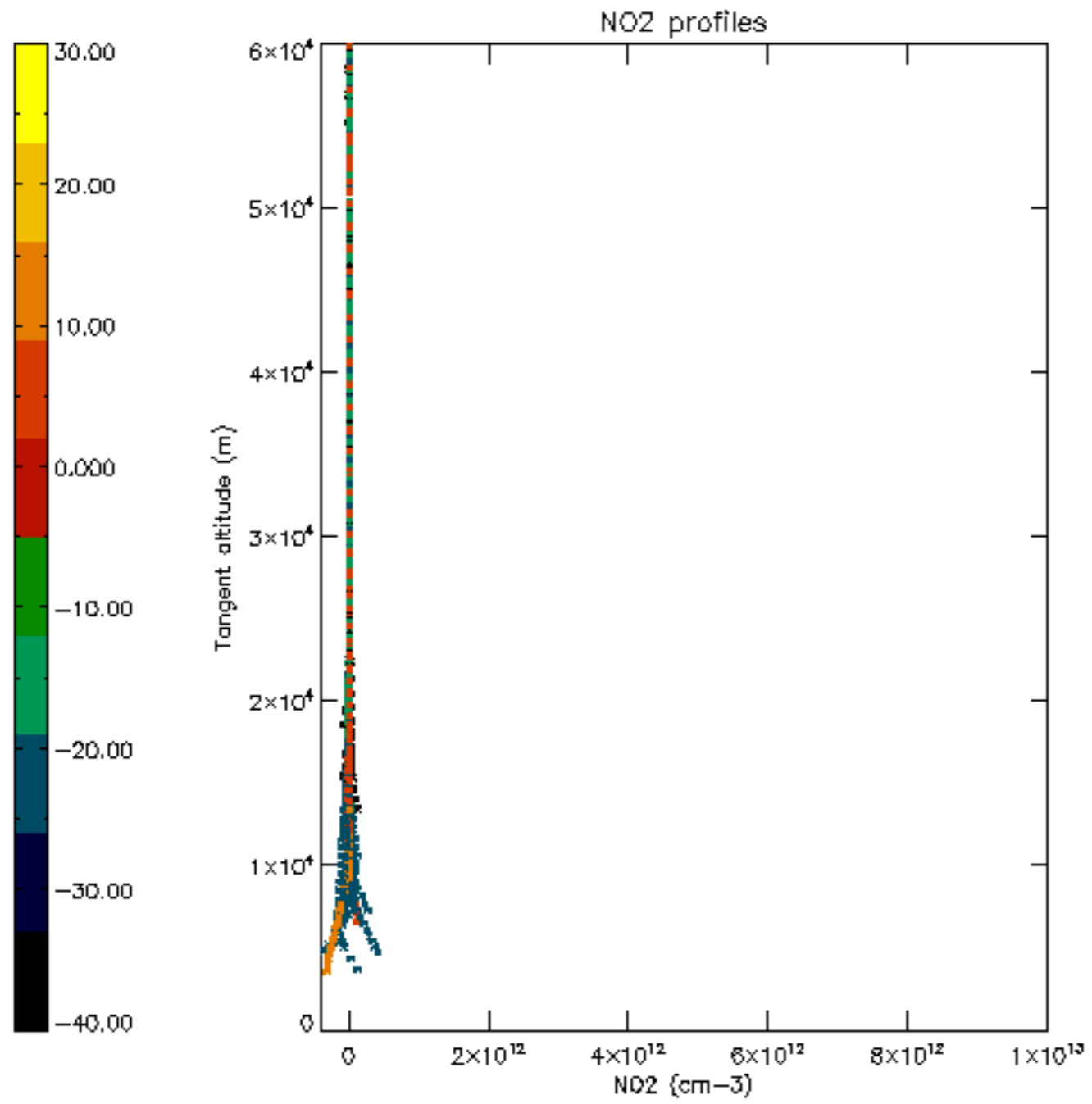


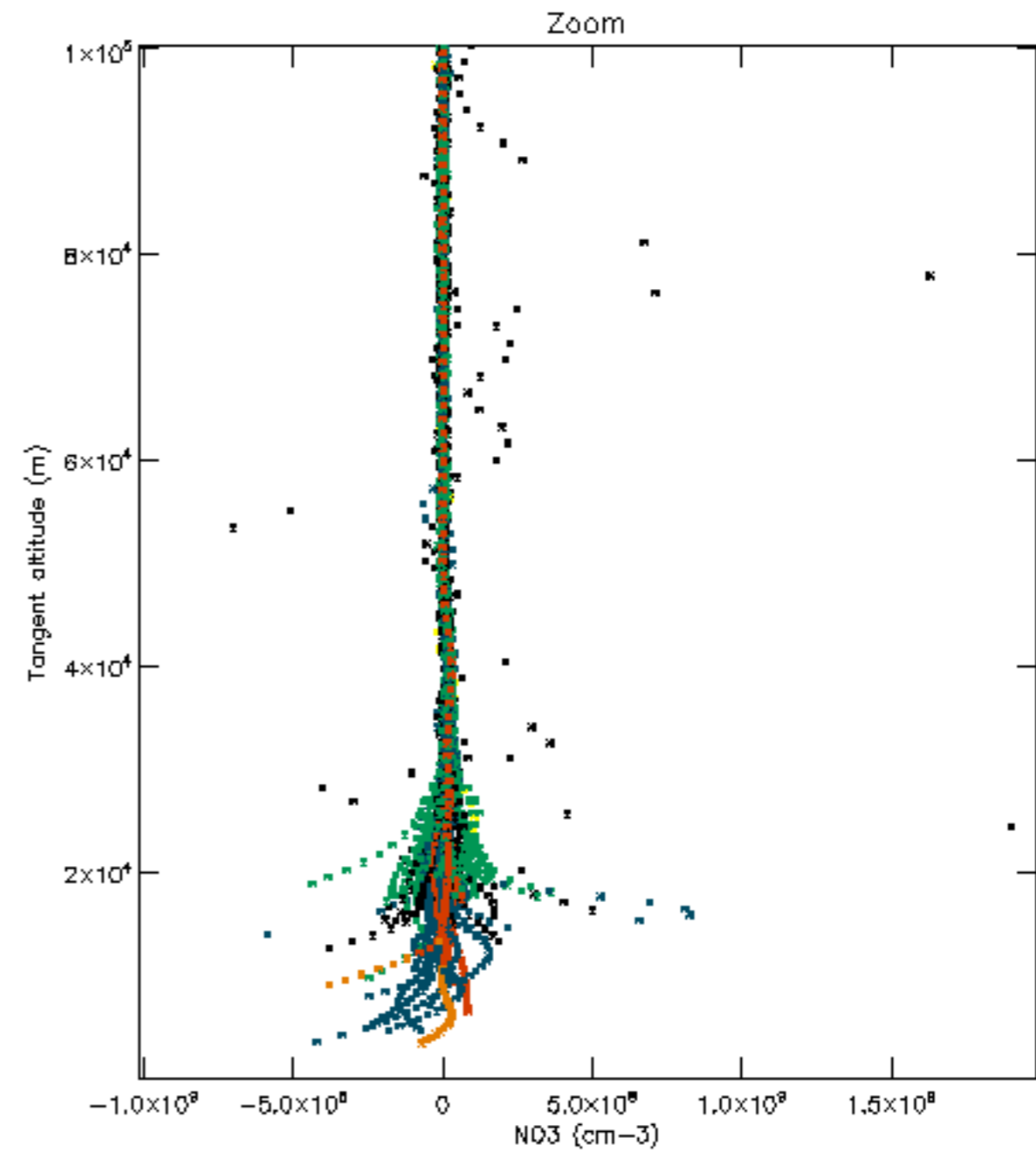
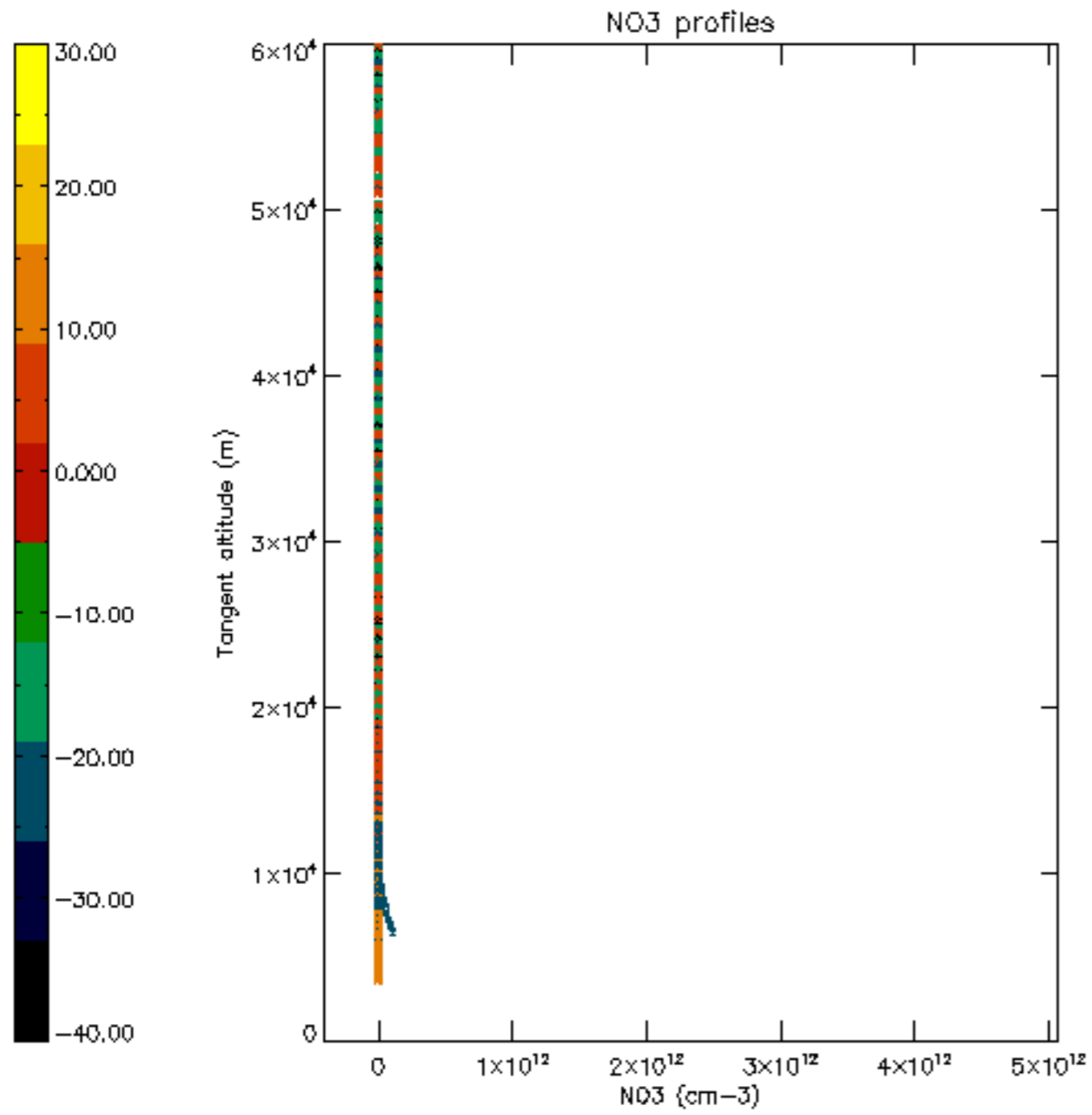


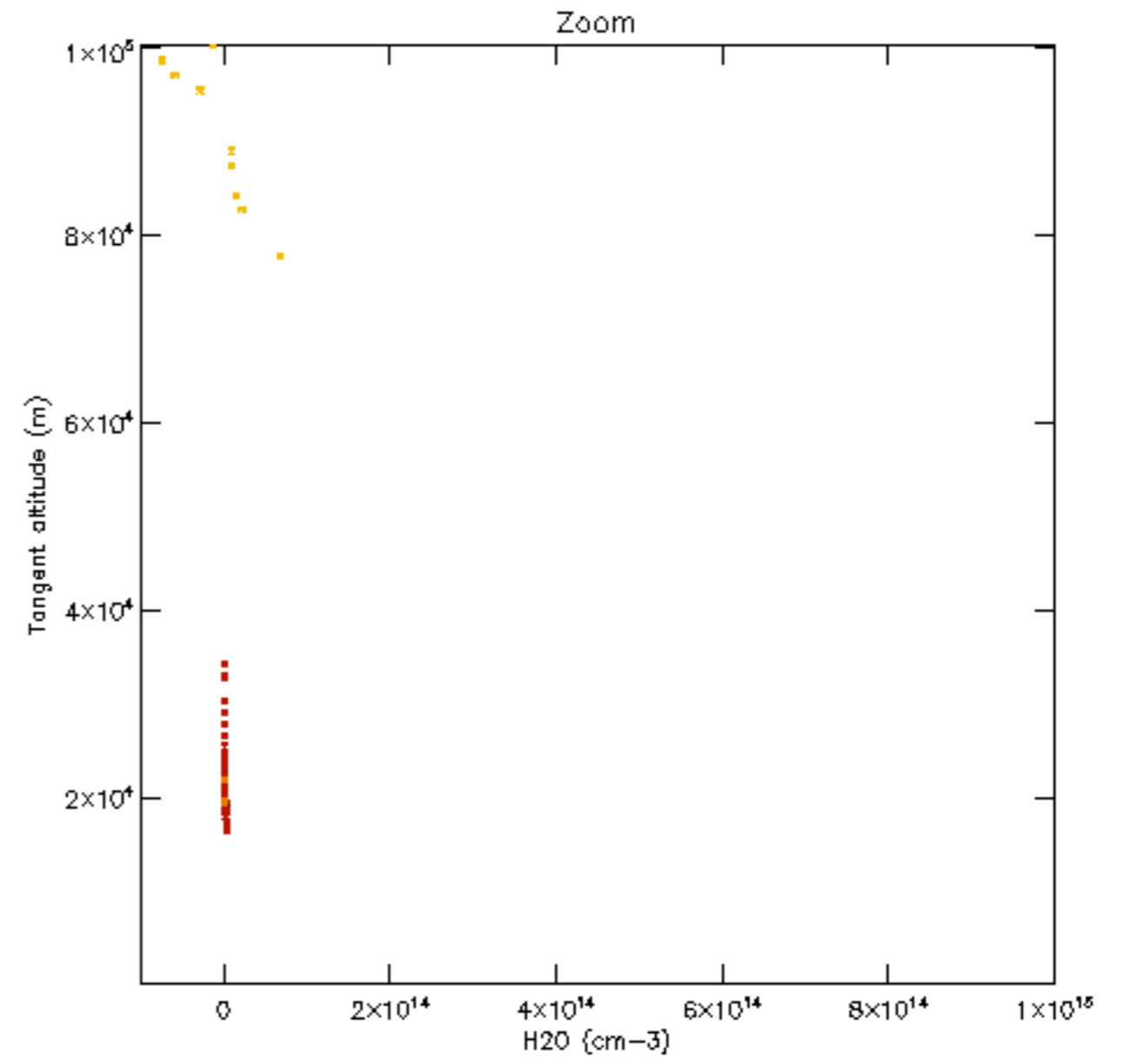
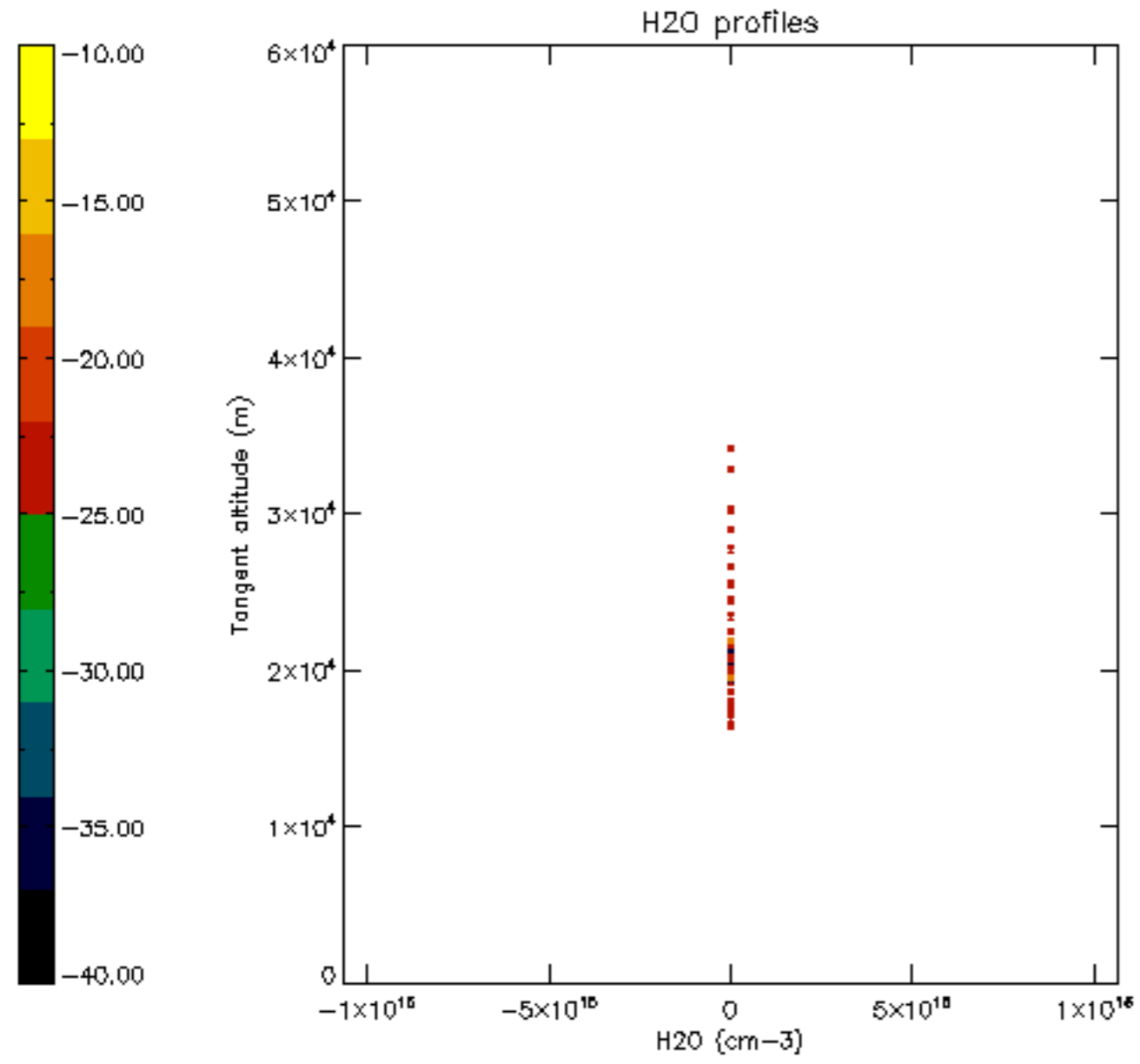


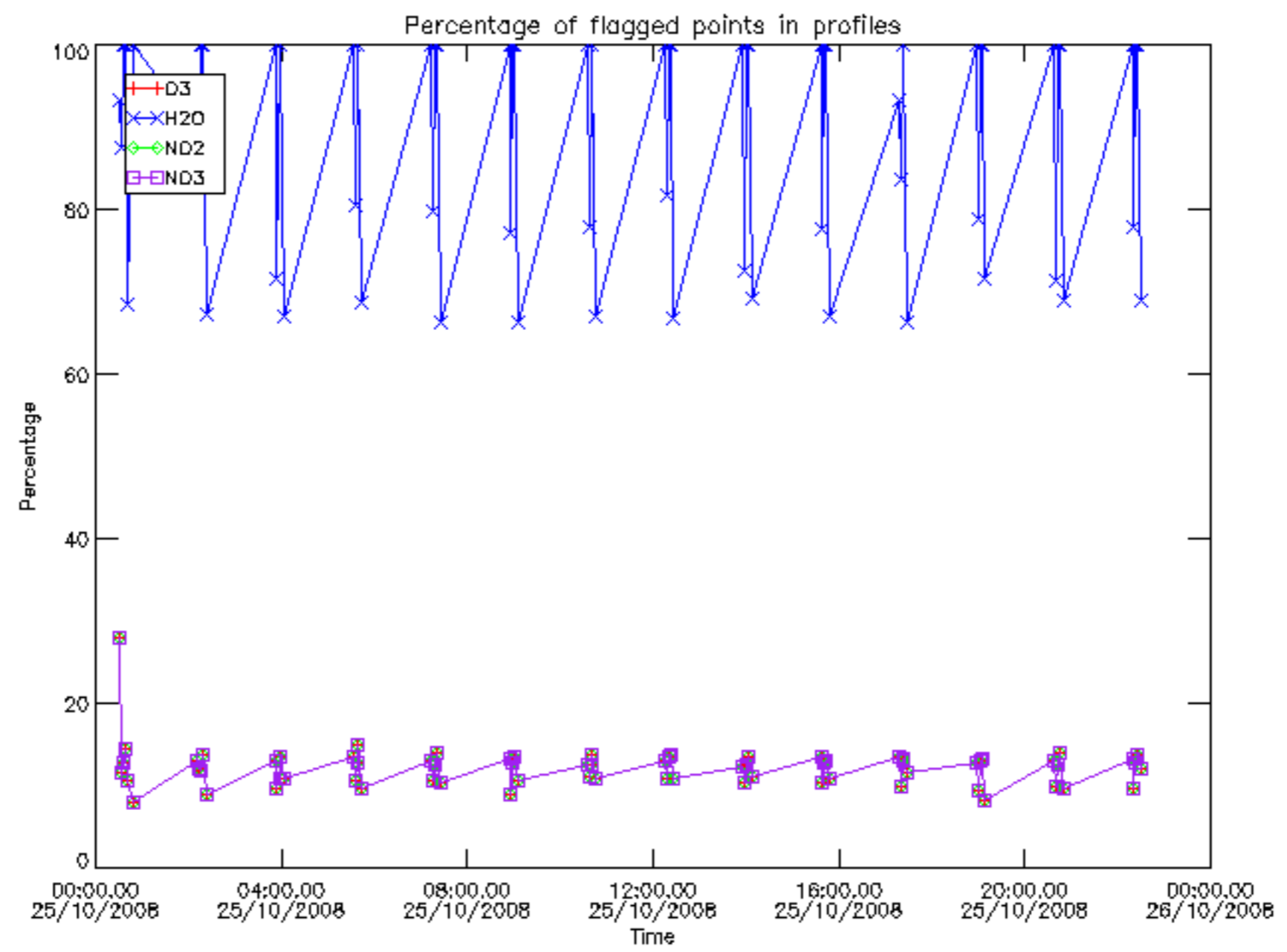




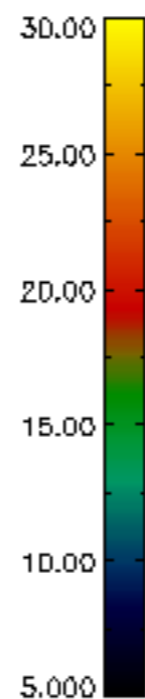
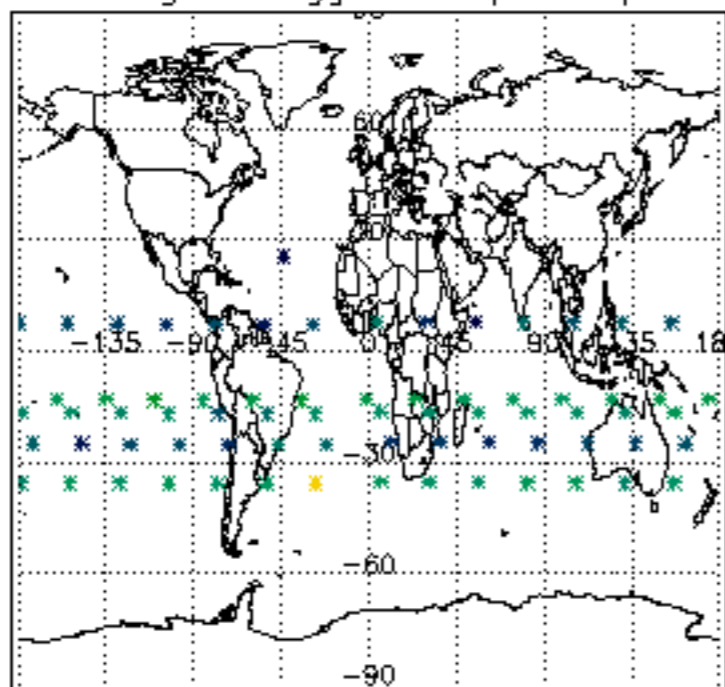




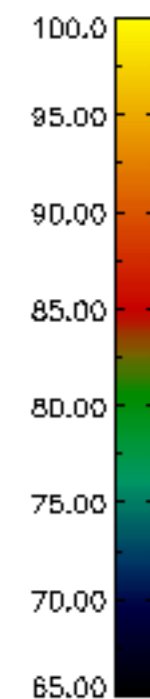
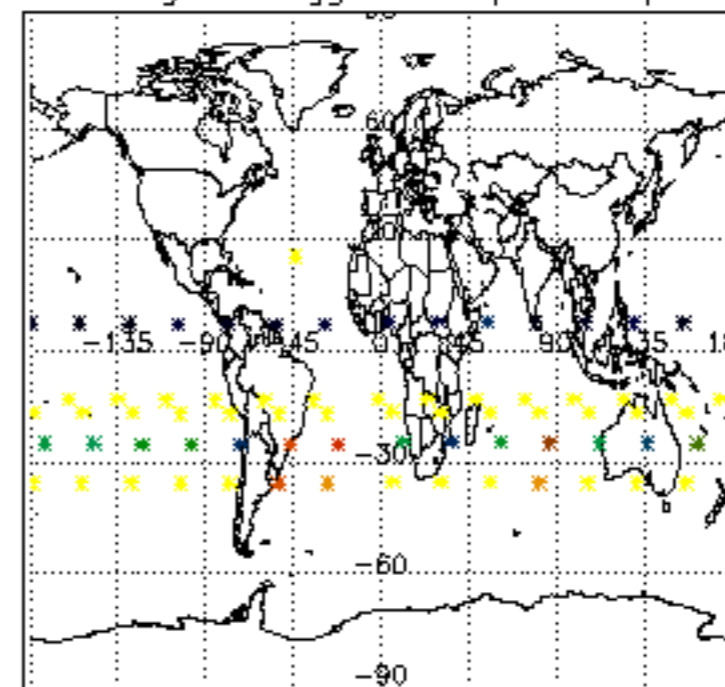




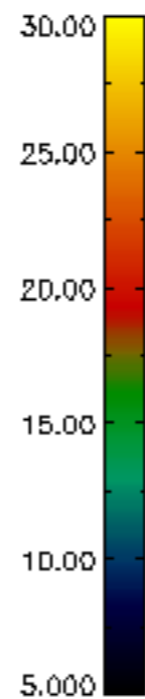
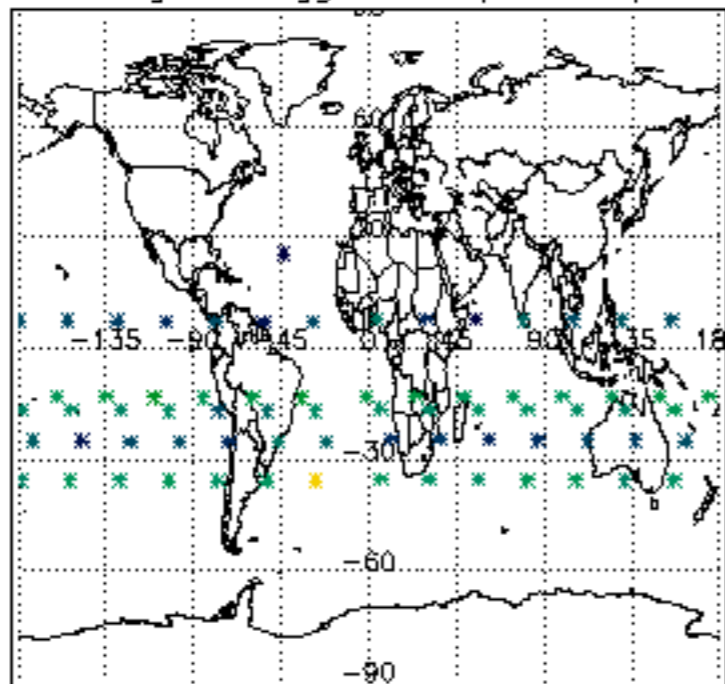
Percentage of flagged data per D3 profile



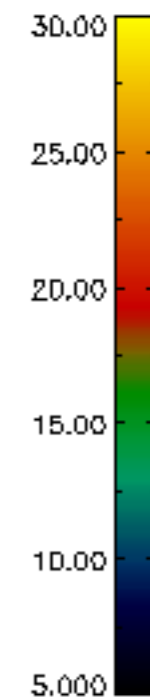
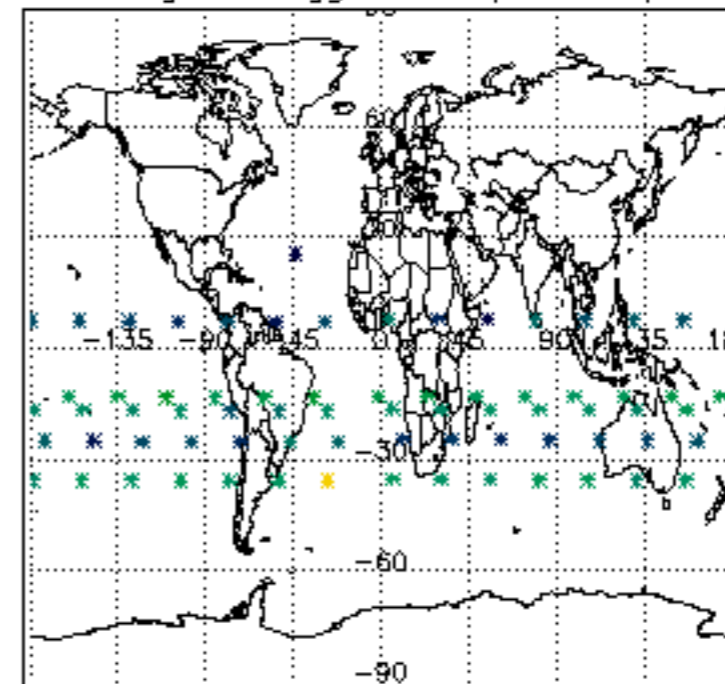
Percentage of flagged data per H2O profile

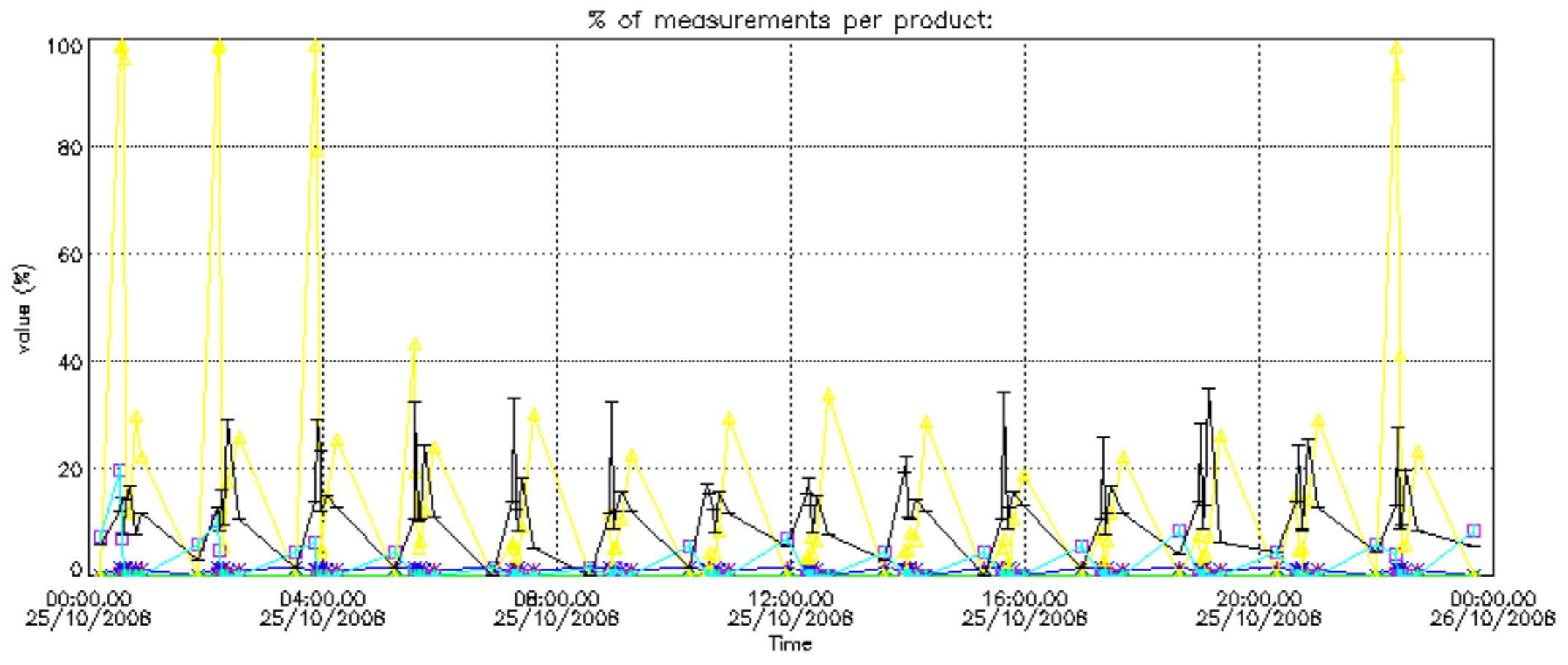


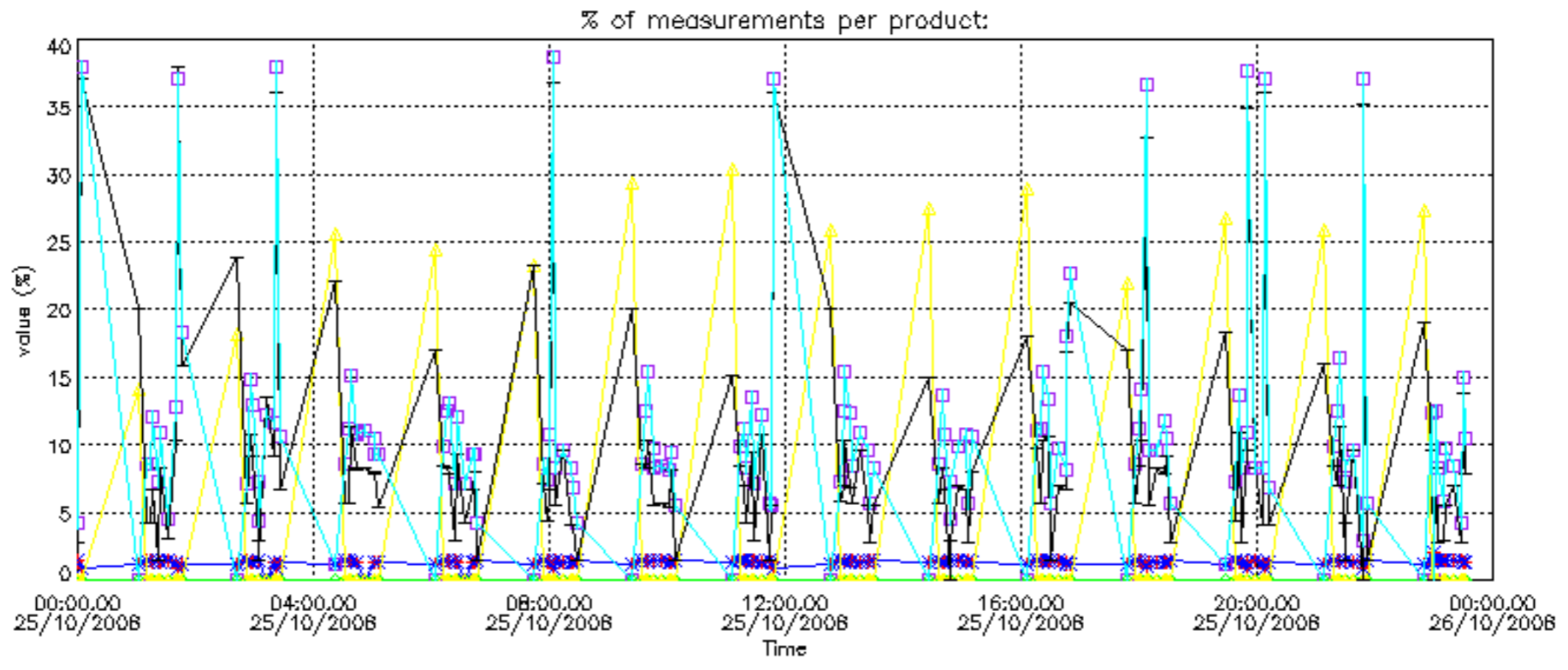
Percentage of flagged data per NO2 profile



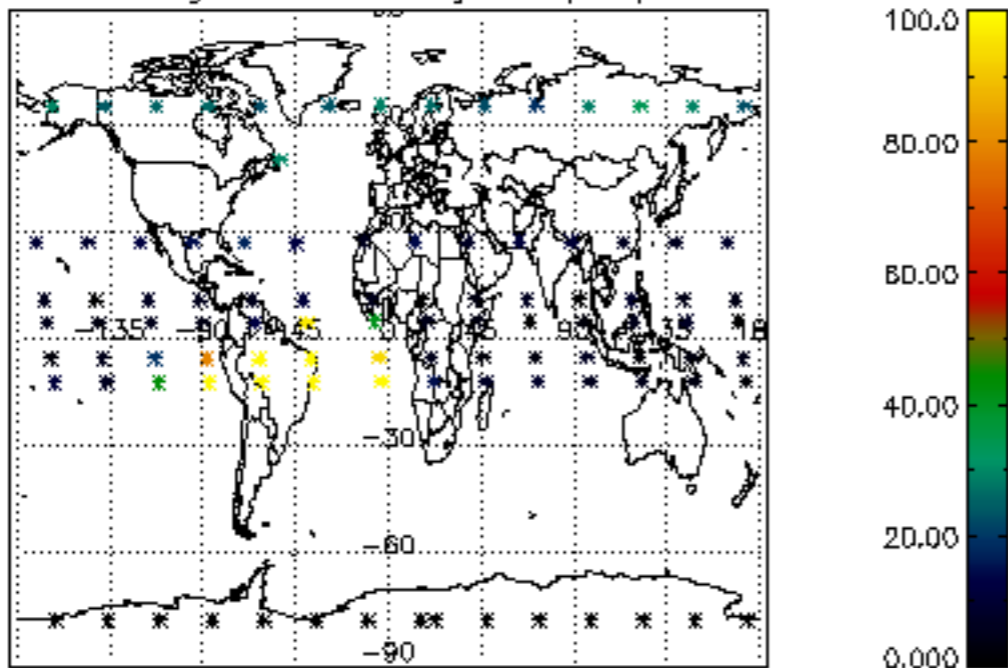
Percentage of flagged data per NO3 profile



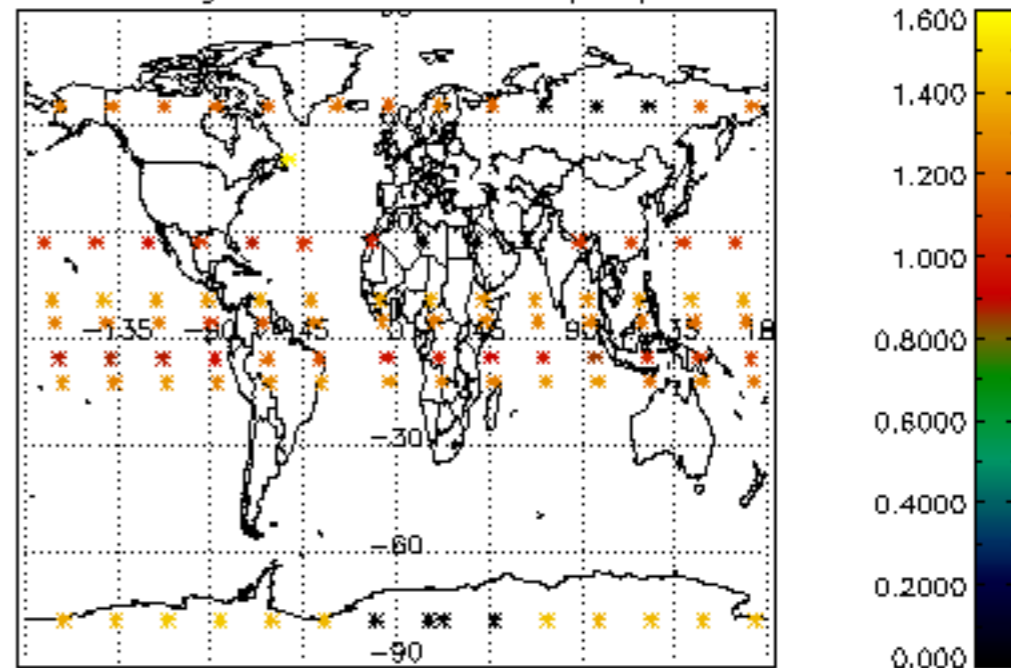




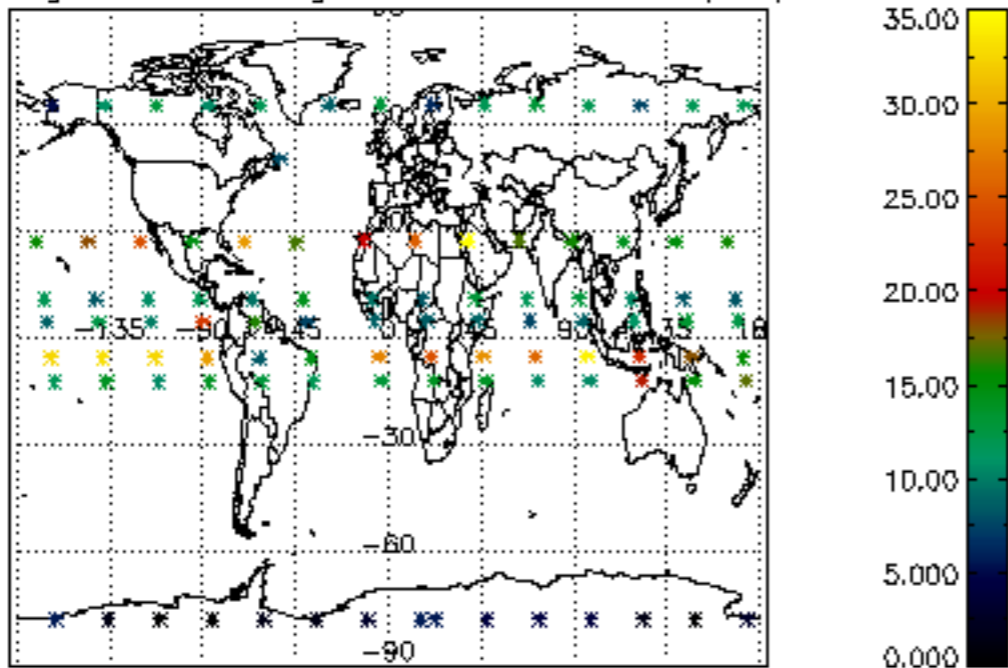
Percentage of cosmic ray hits per profile



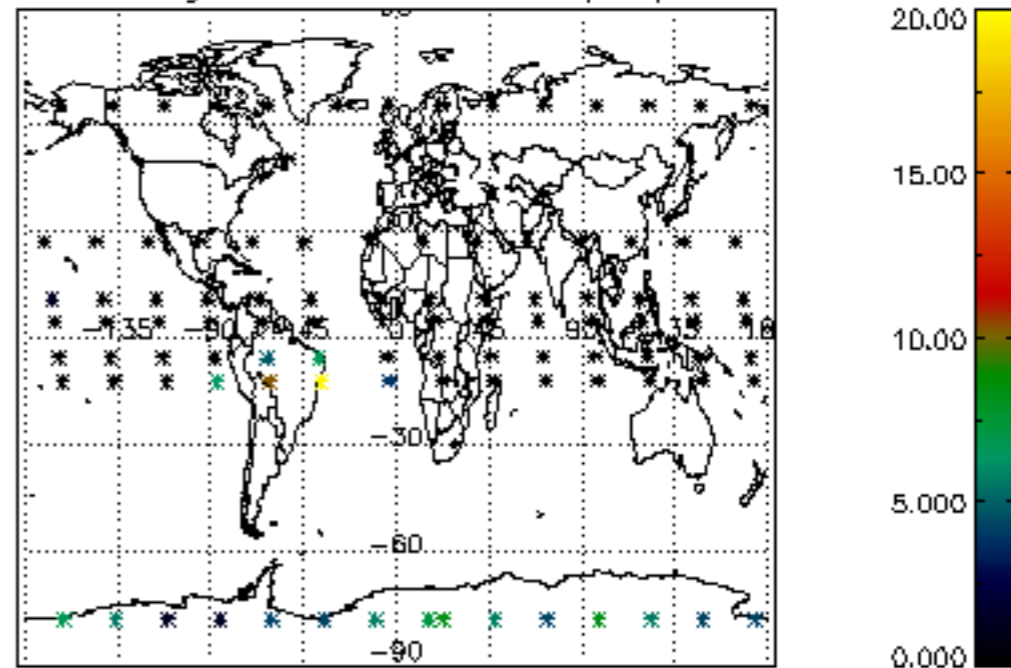
Percentage of datation errors per profile



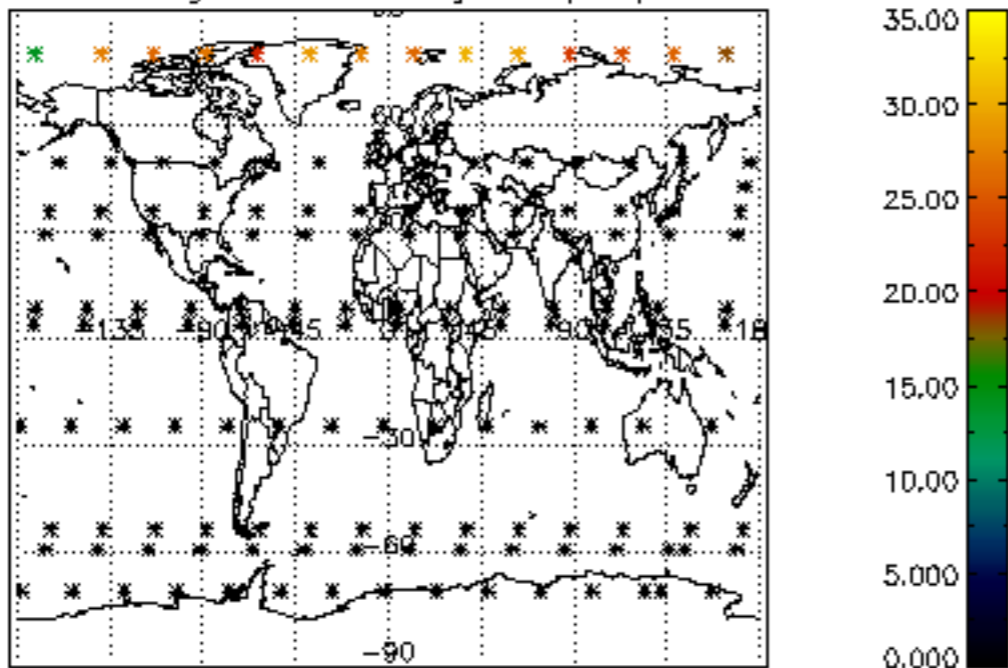
Percentage of star falling outside central band per profile



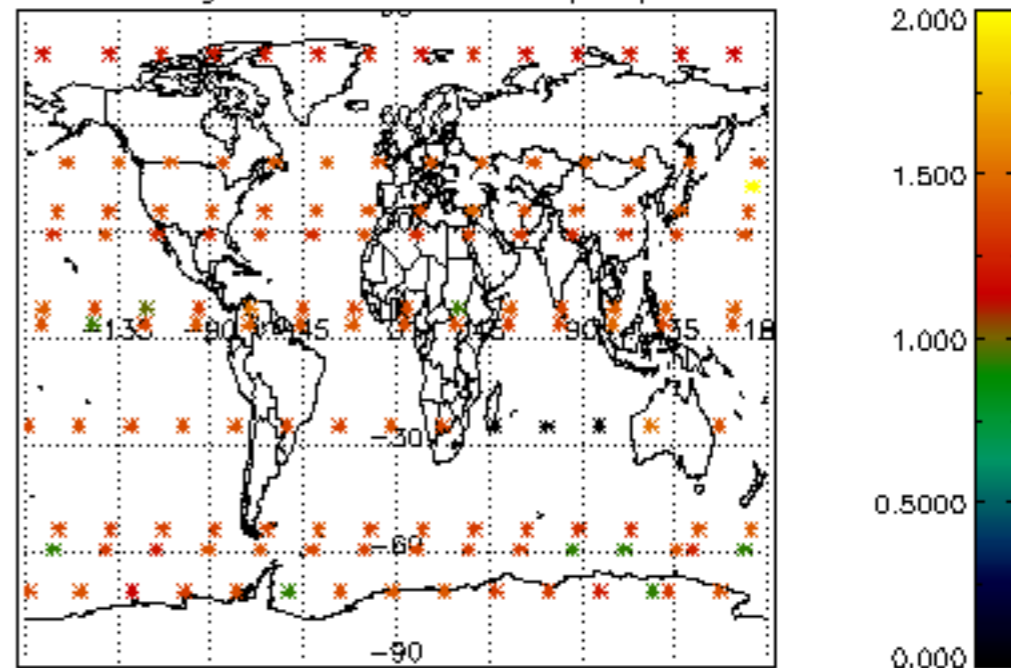
Percentage of saturation errors per profile



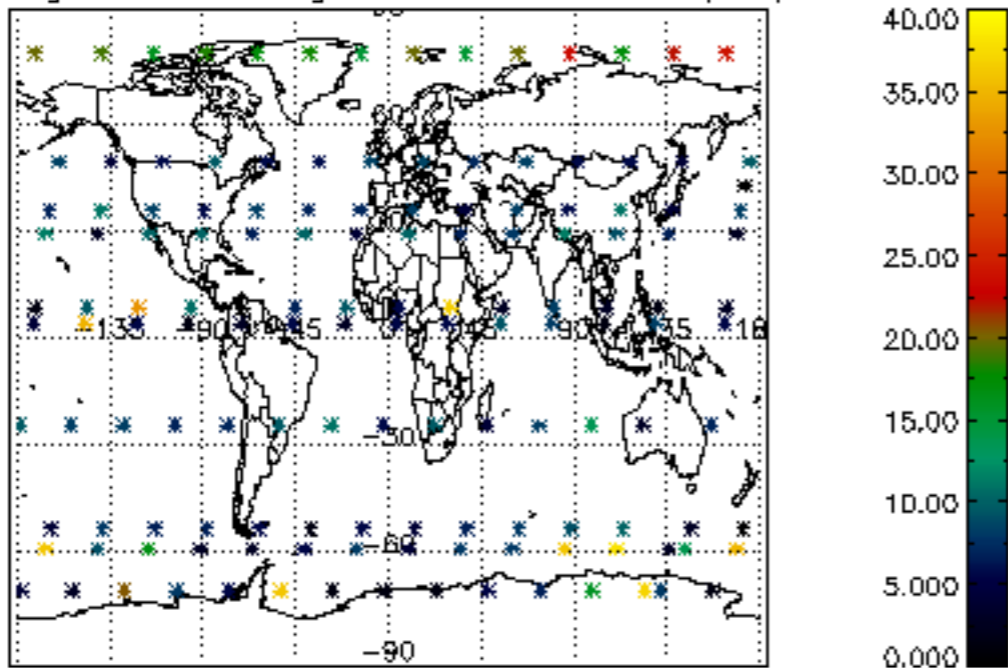
Percentage of cosmic ray hits per profile



Percentage of datation errors per profile



Percentage of star falling outside central band per profile



Percentage of saturation errors per profile

