

# GOMOS Level 2 Daily Report

## SUMMARY

### [1. General Info](#)

### [2. Summary of processed GOM\\_NL\\_2P products](#)

### [3. Level 2 Quality information per product](#)

#### [3.1 Plot of level 2 quality information per product \(time dependant\)](#)

#### [3.2 Plot of level 2 quality information per product \(world map\)](#)

### [4. Level 1 Quality information per product \(stored on level 2 products\)](#)

#### [4.1 Plot of level 1 quality information per product \(time dependant\)](#)

##### [4.1.1 Plot of level 1 quality information per product \(time dependant\): ASCENDING](#)

##### [4.1.2 Plot of level 1 quality information per product \(time dependant\): DESCENDING](#)

#### [4.2 Plot of level 1 quality information per product \(world map\)](#)

##### [4.2.1 Plot of level 1 quality information per product \(world map\): ASCENDING](#)

##### [4.2.2 Plot of level 1 quality information per product \(world map\): DESCENDING](#)

### [5. Ozone profiles based on quality statistics and other trace gas profiles](#)

#### [5.1 Ozone statistics based on quality of products](#)

#### [5.2 Plot ozone profiles for all STD \(dark without errors\)](#)

#### [5.3 Plot ozone profiles where STD < 20% \(dark without errors\)](#)

#### [5.4. Plot ozone profiles where STD < 10% \(dark without errors\)](#)

#### [5.5. Plot ozone profiles where STD < 5% \(dark without errors\)](#)

#### [5.6 Plot NO2 profiles for all STD \(dark without errors\)](#)

#### [5.7 Plot NO3 profiles for all STD \(dark without errors\)](#)

#### [5.8 Plot H2O profiles \(only for occultations of stars 1,2,3,4,13,14,16,26,63 dark without errors\) for all STD](#)

### [6. Auxiliary Data Files used for the production reported in section 2](#)

This report presents the daily analysis on parameters extracted from GOMOS level 2 data (GOM\_NL\_\_2P). It is intended to monitor some important parameters that will impact the quality of these products. A list of level 2 products (and content) that have arrived during the reporting day to the PCF is also given.

Item	Value
Time of report generation	25APR2013 21:19:03
Data source version	GOMOS/6.01
Start time of products	23-10-2008 (23OCT2008 00:00:00)
Stop time of products	24-10-2008 (24OCT2008 00:00:00)
Store outputs in DB	Yes
Nb of level 2 prods	270
Nb of prods with errors	0

## 2. Summary of processed GOM\_NL\_\_2P products.

Nr	Filename	UTC Start time	Limb	Duration	Star Id	Star Name	Star Mag	Star Temp	Nb Meas	Orbit	Prod. error
1	GOM_NL__2PRFIN20081023_000425_000000572073_00131_34754_6173.N1	23-OCT-2008 00:04:25	Dark	57.000	2	Alp Car	-0.73600	7000.0	114	34754	No
2	GOM_NL__2PRFIN20081023_001113_000000382073_00131_34754_6174.N1	23-OCT-2008 00:11:13	Dark	38.000	143	Alp Hyi	2.8570	7200.0	76	34754	No
3	GOM_NL__2PRFIN20081023_001238_000000402073_00131_34754_6175.N1	23-OCT-2008 00:12:38	Dark	40.000	9	Alp Eri	0.45300	24000.	80	34754	No
4	GOM_NL__2PRFIN20081023_001534_000000422073_00131_34754_6176.N1	23-OCT-2008 00:15:34	Straylight	42.000	157	The1Eri	2.9060	9300.0	84	34754	No
5	GOM_NL__2PRFIN20081023_002403_000000432073_00131_34754_6177.N1	23-OCT-2008 00:24:03	Straylight	43.000	52	16Bet Cet	2.0370	4500.0	86	34754	No
6	GOM_NL__2PRFIN20081023_003333_000000372073_00131_34754_6178.N1	23-OCT-2008 00:33:33	Bright	36.500	140	88Gam Peg	2.8340	26000.	73	34754	No
7	GOM_NL__2PRFIN20081023_003727_000000372073_00131_34754_6179.N1	23-OCT-2008 00:37:27	Bright	37.000	58	21Alp And	2.0730	11000.	74	34754	No
8	GOM_NL__2PRFIN20081023_003928_000000382073_00131_34754_6180.N1	23-OCT-2008 00:39:28	Bright	37.500	53	43Bet And	2.0480	3300.0	75	34754	No
9	GOM_NL__2PRFIN20081023_004512_000000362073_00131_34754_6181.N1	23-OCT-2008 00:45:12	Bright	35.500	68	18Alp Cas	2.2250	4500.0	71	34754	No
10	GOM_NL__2PRFIN20081023_004629_000000352073_00131_34754_6182.N1	23-OCT-2008 00:46:29	Bright	35.000	76	27Gam Cas	2.3000	30000.	70	34754	No
11	GOM_NL__2PRFIN20081023_005425_000000362073_00131_34754_6183.N1	23-OCT-2008 00:54:25	Bright	35.500	49	1Alp UMi	1.9900	6300.0	71	34754	No
12	GOM_NL__2PRFIN20081023_010239_000000382073_00131_34754_6184.N1	23-OCT-2008 01:02:39	Bright	38.000	36	50Alp UMa	1.8000	6300.0	76	34754	No
13	GOM_NL__2PRFIN20081023_010414_000000352073_00131_34754_6185.N1	23-OCT-2008 01:04:14	Bright	35.000	82	48Bet UMa	2.3650	10600.	70	34754	No
14	GOM_NL__2PRFIN20081023_010745_000000522073_00131_34754_6186.N1	23-OCT-2008 01:07:45	Bright	51.500	174	52Psi UMa	3.0040	4400.0	103	34754	No
15	GOM_NL__2PRFIN20081023_011546_000000602073_00131_34754_6187.N1	23-OCT-2008 01:15:46	Bright	59.500	51	41Gam1Leo	2.0100	4500.0	119	34754	No
16	GOM_NL__2PRFIN20081023_013420_000000362073_00131_34754_6188.N1	23-OCT-2008 01:34:20	Dark	36.000	113	Mu Vel	2.6920	5000.0	72	34754	No
17	GOM_NL__2PRFIN20081023_013558_000000432073_00131_34754_6189.N1	23-OCT-2008 01:35:58	Dark	42.500	65	Lam Vel	2.2040	4400.0	85	34754	No
18	GOM_NL__2PRFIN20081023_013853_000000392073_00132_34755_6186.N1	23-OCT-2008 01:38:53	Dark	38.500	46	Del Vel	1.9540	10600.	77	34755	No
19	GOM_NL__2PRFIN20081023_014021_000000502073_00132_34755_6187.N1	23-OCT-2008 01:40:21	Dark	50.000	41	Eps Car	1.8600	4100.0	100	34755	No
20	GOM_NL__2PRFIN20081023_014501_000000492073_00132_34755_6188.N1	23-OCT-2008 01:45:01	Dark	48.500	2	Alp Car	-0.73600	7000.0	97	34755	No
21	GOM_NL__2PRFIN20081023_015149_000000372073_00132_34755_6189.N1	23-OCT-2008 01:51:49	Dark	37.000	143	Alp Hyi	2.8570	7200.0	74	34755	No
22	GOM_NL__2PRFIN20081023_015314_000000392073_00132_34755_6190.N1	23-OCT-2008 01:53:14	Dark	38.500	9	Alp Eri	0.45300	24000.	77	34755	No
23	GOM_NL__2PRFIN20081023_015610_000000432073_00132_34755_6191.N1	23-OCT-2008 01:56:10	Straylight	42.500	157	The1Eri	2.9060	9300.0	85	34755	No
24	GOM_NL__2PRFIN20081023_020439_000000422073_00132_34755_6192.N1	23-OCT-2008 02:04:39	Straylight	41.500	52	16Bet Cet	2.0370	4500.0	83	34755	No
25	GOM_NL__2PRFIN20081023_021409_000000352073_00132_34755_6193.N1	23-OCT-2008 02:14:09	Bright	35.000	140	88Gam Peg	2.8340	26000.	70	34755	No
26	GOM_NL__2PRFIN20081023_021803_000000362073_00132_34755_6194.N1	23-OCT-2008 02:18:03	Bright	36.000	58	21Alp And	2.0730	11000.	72	34755	No
27	GOM_NL__2PRFIN20081023_022003_000000392073_00132_34755_6195.N1	23-OCT-2008 02:20:03	Bright	38.500	53	43Bet And	2.0480	3300.0	77	34755	No
28	GOM_NL__2PRFIN20081023_022548_000000372073_00132_34755_6196.N1	23-OCT-2008 02:25:48	Bright	36.500	68	18Alp Cas	2.2250	4500.0	73	34755	No
29	GOM_NL__2PRFIN20081023_022705_000000362073_00132_34755_6197.N1	23-OCT-2008 02:27:05	Bright	36.000	76	27Gam Cas	2.3000	30000.	72	34755	No
30	GOM_NL__2PRFIN20081023_023501_000000312073_00132_34755_6198.N1	23-OCT-2008 02:35:01	Bright	31.000	49	1Alp UMi	1.9900	6300.0	62	34755	No
31	GOM_NL__2PRFIN20081023_024315_000000382073_00132_34755_6199.N1	23-OCT-2008 02:43:15	Bright	38.000	36	50Alp UMa	1.8000	6300.0	76	34755	No
32	GOM_NL__2PRFIN20081023_024450_000000542073_00132_34755_6200.N1	23-OCT-2008 02:44:50	Bright	54.000	82	48Bet UMa	2.3650	10600.	108	34755	No
33	GOM_NL__2PRFIN20081023_024821_000000372073_00132_34755_6201.N1	23-OCT-2008 02:48:21	Bright	37.000	174	52Psi UMa	3.0040	4400.0	74	34755	No
34	GOM_NL__2PRFIN20081023_025622_000000432073_00132_34755_6202.N1	23-OCT-2008 02:56:22	Bright	43.000	51	41Gam1Leo	2.0100	4500.0	86	34755	No
35	GOM_NL__2PRFIN20081023_031456_000000422073_00132_34755_6203.N1	23-OCT-2008 03:14:56	Dark	41.500	113	Mu Vel	2.6920	5000.0	83	34755	No
36	GOM_NL__2PRFIN20081023_031634_000000522073_00132_34755_6204.N1	23-OCT-2008 03:16:34	Dark	52.000	65	Lam Vel	2.2040	4400.0	104	34755	No
37	GOM_NL__2PRFIN20081023_031929_000000412073_00133_34756_6197.N1	23-OCT-2008 03:19:29	Dark	40.500	46	Del Vel	1.9540	10600.	81	34756	No
38	GOM_NL__2PRFIN20081023_032058_000000442073_00133_34756_6198.N1	23-OCT-2008 03:20:58	Dark	44.000	41	Eps Car	1.8600	4100.0	88	34756	No
39	GOM_NL__2PRFIN20081023_032538_000000482073_00133_34756_6199.N1	23-OCT-2008 03:25:38	Dark	47.500	2	Alp Car	-0.73600	7000.0	95	34756	No
40	GOM_NL__2PRFIN20081023_033225_000000382073_00133_34756_6200.N1	23-OCT-2008 03:32:25	Dark	37.500	143	Alp Hyi	2.8570	7200.0	75	34756	No
41	GOM_NL__2PRFIN20081023_033350_000000452073_00133_34756_6201.N1	23-OCT-2008 03:33:50	Dark	45.000	9	Alp Eri	0.45300	24000.	90	34756	No
42	GOM_NL__2PRFIN20081023_033647_000000422073_00133_34756_6202.N1	23-OCT-2008 03:36:47	Straylight	41.500	157	The1Eri	2.9060	9300.0	83	34756	No

43	GOM_NL__2PRFIN20081023_034516_000000422073_00133_34756_6203.N1	23-OCT-2008 03:45:16	Straylight	41.500	52	16Bet Cet	2.0370	4500.0	83	34756	No
44	GOM_NL__2PRFIN20081023_035445_000000352073_00133_34756_6204.N1	23-OCT-2008 03:54:45	Bright	35.000	140	88Gam Peg	2.8340	26000.	70	34756	No
45	GOM_NL__2PRFIN20081023_035839_000000362073_00133_34756_6205.N1	23-OCT-2008 03:58:39	Bright	36.000	58	21Alp And	2.0730	11000.	72	34756	No
46	GOM_NL__2PRFIN20081023_040039_000000402073_00133_34756_6206.N1	23-OCT-2008 04:00:39	Bright	40.000	53	43Bet And	2.0480	3300.0	80	34756	No
47	GOM_NL__2PRFIN20081023_040624_000000352073_00133_34756_6207.N1	23-OCT-2008 04:06:24	Bright	34.500	68	18Alp Cas	2.2250	4500.0	69	34756	No
48	GOM_NL__2PRFIN20081023_040741_000000372073_00133_34756_6208.N1	23-OCT-2008 04:07:41	Bright	36.500	76	27Gam Cas	2.3000	30000.	73	34756	No
49	GOM_NL__2PRFIN20081023_041537_000000362073_00133_34756_6209.N1	23-OCT-2008 04:15:37	Bright	36.000	49	1Alp UMi	1.9900	6300.0	72	34756	No
50	GOM_NL__2PRFIN20081023_042351_000000382073_00133_34756_6210.N1	23-OCT-2008 04:23:51	Bright	37.500	36	50Alp UMa	1.8000	6300.0	75	34756	No
51	GOM_NL__2PRFIN20081023_042526_000000352073_00133_34756_6211.N1	23-OCT-2008 04:25:26	Bright	35.000	82	48Bet UMa	2.3650	10600.	70	34756	No
52	GOM_NL__2PRFIN20081023_042857_000000352073_00133_34756_6212.N1	23-OCT-2008 04:28:57	Bright	34.500	174	52Psi UMa	3.0040	4400.0	69	34756	No
53	GOM_NL__2PRFIN20081023_043658_000000432073_00133_34756_6213.N1	23-OCT-2008 04:36:58	Bright	43.000	51	41Gam1Leo	2.0100	4500.0	86	34756	No
54	GOM_NL__2PRFIN20081023_045532_000000412073_00133_34756_6214.N1	23-OCT-2008 04:55:32	Dark	40.500	113	Mu Vel	2.6920	5000.0	81	34756	No
55	GOM_NL__2PRFIN20081023_045711_000000582073_00133_34756_6215.N1	23-OCT-2008 04:57:11	Dark	58.000	65	Lam Vel	2.2040	4400.0	116	34756	No
56	GOM_NL__2PRFIN20081023_050134_000000522073_00134_34757_6207.N1	23-OCT-2008 05:01:34	Dark	51.500	41	Eps Car	1.8600	4100.0	103	34757	No
57	GOM_NL__2PRFIN20081023_050615_000000512073_00134_34757_6208.N1	23-OCT-2008 05:06:15	Dark	51.000	2	Alp Car	-0.73600	7000.0	102	34757	No
58	GOM_NL__2PRFIN20081023_051301_000000362073_00134_34757_6209.N1	23-OCT-2008 05:13:01	Dark	36.000	143	Alp Hyi	2.8570	7200.0	72	34757	No
59	GOM_NL__2PRFIN20081023_051426_000000392073_00134_34757_6210.N1	23-OCT-2008 05:14:26	Dark	39.000	9	Alp Eri	0.45300	24000.	78	34757	No
60	GOM_NL__2PRFIN20081023_051723_000000442073_00134_34757_6211.N1	23-OCT-2008 05:17:23	Straylight	43.500	157	The1Eri	2.9060	9300.0	87	34757	No
61	GOM_NL__2PRFIN20081023_052552_000000442073_00134_34757_6212.N1	23-OCT-2008 05:25:52	Straylight	44.000	52	16Bet Cet	2.0370	4500.0	88	34757	No
62	GOM_NL__2PRFIN20081023_053522_000000352073_00134_34757_6213.N1	23-OCT-2008 05:35:22	Bright	34.500	140	88Gam Peg	2.8340	26000.	69	34757	No
63	GOM_NL__2PRFIN20081023_053915_000000362073_00134_34757_6214.N1	23-OCT-2008 05:39:15	Bright	36.000	58	21Alp And	2.0730	11000.	72	34757	No
64	GOM_NL__2PRFIN20081023_054115_000000392073_00134_34757_6215.N1	23-OCT-2008 05:41:15	Bright	39.000	53	43Bet And	2.0480	3300.0	78	34757	No
65	GOM_NL__2PRFIN20081023_054659_000000372073_00134_34757_6216.N1	23-OCT-2008 05:46:59	Bright	37.000	68	18Alp Cas	2.2250	4500.0	74	34757	No
66	GOM_NL__2PRFIN20081023_054817_000000372073_00134_34757_6217.N1	23-OCT-2008 05:48:17	Bright	36.500	76	27Gam Cas	2.3000	30000.	73	34757	No
67	GOM_NL__2PRFIN20081023_055613_000000362073_00134_34757_6218.N1	23-OCT-2008 05:56:13	Bright	36.000	49	1Alp UMi	1.9900	6300.0	72	34757	No
68	GOM_NL__2PRFIN20081023_060427_000000392073_00134_34757_6219.N1	23-OCT-2008 06:04:27	Bright	38.500	36	50Alp UMa	1.8000	6300.0	77	34757	No
69	GOM_NL__2PRFIN20081023_060602_000000372073_00134_34757_6220.N1	23-OCT-2008 06:06:02	Bright	37.000	82	48Bet UMa	2.3650	10600.	74	34757	No
70	GOM_NL__2PRFIN20081023_060933_000000372073_00134_34757_6221.N1	23-OCT-2008 06:09:33	Bright	37.000	174	52Psi UMa	3.0040	4400.0	74	34757	No
71	GOM_NL__2PRFIN20081023_061734_000000432073_00134_34757_6222.N1	23-OCT-2008 06:17:34	Bright	43.000	51	41Gam1Leo	2.0100	4500.0	86	34757	No
72	GOM_NL__2PRFIN20081023_063609_000000392073_00134_34757_6223.N1	23-OCT-2008 06:36:09	Dark	39.000	113	Mu Vel	2.6920	5000.0	78	34757	No
73	GOM_NL__2PRFIN20081023_063748_000000512073_00134_34757_6224.N1	23-OCT-2008 06:37:48	Dark	51.000	65	Lam Vel	2.2040	4400.0	102	34757	No
74	GOM_NL__2PRFIN20081023_064043_000000472073_00135_34758_6234.N1	23-OCT-2008 06:40:43	Dark	46.500	46	Del Vel	1.9540	10600.	93	34758	No
75	GOM_NL__2PRFIN20081023_064235_000000372073_00135_34758_6235.N1	23-OCT-2008 06:42:35	Dark	36.500	29	Bet Car	1.6720	10200.	73	34758	No
76	GOM_NL__2PRFIN20081023_064652_000000502073_00135_34758_6236.N1	23-OCT-2008 06:46:52	Dark	49.500	2	Alp Car	-0.73600	7000.0	99	34758	No
77	GOM_NL__2PRFIN20081023_065337_000000372073_00135_34758_6237.N1	23-OCT-2008 06:53:37	Dark	36.500	143	Alp Hyi	2.8570	7200.0	73	34758	No
78	GOM_NL__2PRFIN20081023_065502_000000432073_00135_34758_6238.N1	23-OCT-2008 06:55:02	Dark	43.000	9	Alp Eri	0.45300	24000.	86	34758	No
79	GOM_NL__2PRFIN20081023_065800_000000432073_00135_34758_6239.N1	23-OCT-2008 06:58:00	Straylight	43.000	157	The1Eri	2.9060	9300.0	86	34758	No
80	GOM_NL__2PRFIN20081023_070628_000000442073_00135_34758_6240.N1	23-OCT-2008 07:06:28	Straylight	43.500	52	16Bet Cet	2.0370	4500.0	87	34758	No
81	GOM_NL__2PRFIN20081023_071558_000000342073_00135_34758_6241.N1	23-OCT-2008 07:15:58	Bright	34.000	140	88Gam Peg	2.8340	26000.	68	34758	No
82	GOM_NL__2PRFIN20081023_071951_000000362073_00135_34758_6242.N1	23-OCT-2008 07:19:51	Bright	35.500	58	21Alp And	2.0730	11000.	71	34758	No
83	GOM_NL__2PRFIN20081023_072151_000000402073_00135_34758_6243.N1	23-OCT-2008 07:21:51	Bright	39.500	53	43Bet And	2.0480	3300.0	79	34758	No
84	GOM_NL__2PRFIN20081023_072735_000000372073_00135_34758_6244.N1	23-OCT-2008 07:27:35	Bright	37.000	68	18Alp Cas	2.2250	4500.0	74	34758	No
85	GOM_NL__2PRFIN20081023_072853_000000372073_00135_34758_6245.N1	23-OCT-2008 07:28:53	Bright	36.500	76	27Gam Cas	2.3000	30000.	73	34758	No
86	GOM_NL__2PRFIN20081023_073649_000000332073_00135_34758_6246.N1	23-OCT-2008 07:36:49	Bright	33.000	49	1Alp UMi	1.9900	6300.0	66	34758	No
87	GOM_NL__2PRFIN20081023_074503_000000382073_00135_34758_6247.N1	23-OCT-2008 07:45:03	Bright	38.000	36	50Alp UMa	1.8000	6300.0	76	34758	No
88	GOM_NL__2PRFIN20081023_074638_000000362073_00135_34758_6248.N1	23-OCT-2008 07:46:38	Bright	36.000	82	48Bet UMa	2.3650	10600.	72	34758	No
89	GOM_NL__2PRFIN20081023_075009_000000372073_00135_34758_6249.N1	23-OCT-2008 07:50:09	Bright	36.500	174	52Psi UMa	3.0040	4400.0	73	34758	No
90	GOM_NL__2PRFIN20081023_075811_000000422073_00135_34758_6250.N1	23-OCT-2008 07:58:11	Bright	42.000	51	41Gam1Leo	2.0100	4500.0	84	34758	No
91	GOM_NL__2PRFIN20081023_081645_000000422073_00135_34758_6251.N1	23-OCT-2008 08:16:45	Dark	42.000	113	Mu Vel	2.6920	5000.0	84	34758	No
92	GOM_NL__2PRFIN20081023_081824_000000472073_00135_34758_6252.N1	23-OCT-2008 08:18:24	Dark	47.000	65	Lam Vel	2.2040	4400.0	94	34758	No
93	GOM_NL__2PRFIN20081023_082119_000000412073_00136_34759_6244.N1	23-OCT-2008 08:21:19	Dark	40.500	46	Del Vel	1.9540	10600.	81	34759	No
94	GOM_NL__2PRFIN20081023_082312_000000392073_00136_34759_6245.N1	23-OCT-2008 08:23:12	Dark	38.500	29	Bet Car	1.6720	10200.	77	34759	No
95	GOM_NL__2PRFIN20081023_082728_000000502073_00136_34759_6246.N1	23-OCT-2008 08:27:28	Dark	49.500	2	Alp Car	-0.73600	7000.0	99	34759	No
96	GOM_NL__2PRFIN20081023_083414_000000382073_00136_34759_6247.N1	23-OCT-2008 08:34:14	Dark	37.500	143	Alp Hyi	2.8570	7200.0	75	34759	No
97	GOM_NL__2PRFIN20081023_083539_000000382073_00136_34759_6248.N1	23-OCT-2008 08:35:39	Dark	38.000	9	Alp Eri	0.45300	24000.	76	34759	No
98	GOM_NL__2PRFIN20081023_083836_000000422073_00136_34759_6249.N1	23-OCT-2008 08:38:36	Straylight	42.000	157	The1Eri	2.9060	9300.0	84	34759	No
99	GOM_NL__2PRFIN20081023_084704_000000412073_00136_34759_6250.N1	23-OCT-2008 08:47:04	Straylight	41.000	52	16Bet Cet	2.0370	4500.0	82	34759	No
100	GOM_NL__2PRFIN20081023_085634_000000352073_00136_34759_6251.N1	23-OCT-2008 08:56:34	Bright	35.000	140	88Gam Peg	2.8340	26000.	70	34759	No
101	GOM_NL__2PRFIN20081023_090027_000000362073_00136_34759_6252.N1	23-OCT-2008 09:00:27	Bright	35.500	58	21Alp And	2.0730	11000.	71	34759	No

102	GOM_NL__2PRFIN20081023_090227_000000402073_00136_34759_6253.N1	23-OCT-2008 09:02:27	Bright	39.500	53	43Bet And	2.0480	3300.0	79	34759	No
103	GOM_NL__2PRFIN20081023_090811_000000362073_00136_34759_6254.N1	23-OCT-2008 09:08:11	Bright	36.000	68	18Alp Cas	2.2250	4500.0	72	34759	No
104	GOM_NL__2PRFIN20081023_090928_000000362073_00136_34759_6255.N1	23-OCT-2008 09:09:28	Bright	36.000	76	27Gam Cas	2.3000	30000.	72	34759	No
105	GOM_NL__2PRFIN20081023_091724_000000362073_00136_34759_6256.N1	23-OCT-2008 09:17:24	Bright	35.500	49	1Alp UMi	1.9900	6300.0	71	34759	No
106	GOM_NL__2PRFIN20081023_092539_000000372073_00136_34759_6257.N1	23-OCT-2008 09:25:39	Bright	37.000	36	50Alp UMa	1.8000	6300.0	74	34759	No
107	GOM_NL__2PRFIN20081023_092714_000000382073_00136_34759_6258.N1	23-OCT-2008 09:27:14	Bright	38.000	82	48Bet UMa	2.3650	10600.	76	34759	No
108	GOM_NL__2PRFIN20081023_093045_000000342073_00136_34759_6259.N1	23-OCT-2008 09:30:45	Bright	33.500	174	52Psi UMa	3.0040	4400.0	67	34759	No
109	GOM_NL__2PRFIN20081023_093847_000000432073_00136_34759_6260.N1	23-OCT-2008 09:38:47	Bright	42.500	51	41Gam1Leo	2.0100	4500.0	85	34759	No
110	GOM_NL__2PRFIN20081023_095721_000000402073_00136_34759_6261.N1	23-OCT-2008 09:57:21	Dark	39.500	113	Mu Vel	2.6920	5000.0	79	34759	No
111	GOM_NL__2PRFIN20081023_095901_000000432073_00136_34759_6262.N1	23-OCT-2008 09:59:01	Dark	42.500	65	Lam Vel	2.2040	4400.0	85	34759	No
112	GOM_NL__2PRFIN20081023_100156_000000412073_00137_34760_6250.N1	23-OCT-2008 10:01:56	Dark	40.500	46	Del Vel	1.9540	10600.	81	34760	No
113	GOM_NL__2PRFIN20081023_100348_000000382073_00137_34760_6251.N1	23-OCT-2008 10:03:48	Dark	37.500	29	Bet Car	1.6720	10200.	75	34760	No
114	GOM_NL__2PRFIN20081023_100805_000000482073_00137_34760_6252.N1	23-OCT-2008 10:08:05	Dark	48.000	2	Alp Car	-0.73600	7000.0	96	34760	No
115	GOM_NL__2PRFIN20081023_101450_000000362073_00137_34760_6253.N1	23-OCT-2008 10:14:50	Dark	36.000	143	Alp Hyi	2.8570	7200.0	72	34760	No
116	GOM_NL__2PRFIN20081023_101615_000000412073_00137_34760_6254.N1	23-OCT-2008 10:16:15	Dark	40.500	9	Alp Eri	0.45300	24000.	81	34760	No
117	GOM_NL__2PRFIN20081023_101912_000000422073_00137_34760_6255.N1	23-OCT-2008 10:19:12	Straylight	42.000	157	The1Eri	2.9060	9300.0	84	34760	No
118	GOM_NL__2PRFIN20081023_102740_000000442073_00137_34760_6256.N1	23-OCT-2008 10:27:40	Straylight	43.500	52	16Bet Cet	2.0370	4500.0	87	34760	No
119	GOM_NL__2PRFIN20081023_103710_000000342073_00137_34760_6257.N1	23-OCT-2008 10:37:10	Bright	34.000	140	88Gam Peg	2.8340	26000.	68	34760	No
120	GOM_NL__2PRFIN20081023_104103_000000352073_00137_34760_6258.N1	23-OCT-2008 10:41:03	Bright	35.000	58	21Alp And	2.0730	11000.	70	34760	No
121	GOM_NL__2PRFIN20081023_104302_000000382073_00137_34760_6259.N1	23-OCT-2008 10:43:02	Bright	37.500	53	43Bet And	2.0480	3300.0	75	34760	No
122	GOM_NL__2PRFIN20081023_104847_000000362073_00137_34760_6260.N1	23-OCT-2008 10:48:47	Bright	36.000	68	18Alp Cas	2.2250	4500.0	72	34760	No
123	GOM_NL__2PRFIN20081023_105004_000000372073_00137_34760_6261.N1	23-OCT-2008 10:50:04	Bright	36.500	76	27Gam Cas	2.3000	30000.	73	34760	No
124	GOM_NL__2PRFIN20081023_105800_000000362073_00137_34760_6262.N1	23-OCT-2008 10:58:00	Bright	36.000	49	1Alp UMi	1.9900	6300.0	72	34760	No
125	GOM_NL__2PRFIN20081023_110615_000000382073_00137_34760_6263.N1	23-OCT-2008 11:06:15	Bright	37.500	36	50Alp UMa	1.8000	6300.0	75	34760	No
126	GOM_NL__2PRFIN20081023_110750_000000342073_00137_34760_6264.N1	23-OCT-2008 11:07:50	Bright	34.000	82	48Bet UMa	2.3650	10600.	68	34760	No
127	GOM_NL__2PRFIN20081023_111121_000000382073_00137_34760_6265.N1	23-OCT-2008 11:11:21	Bright	37.500	174	52Psi UMa	3.0040	4400.0	75	34760	No
128	GOM_NL__2PRFIN20081023_111923_000000442073_00137_34760_6266.N1	23-OCT-2008 11:19:23	Bright	43.500	51	41Gam1Leo	2.0100	4500.0	87	34760	No
129	GOM_NL__2PRFIN20081023_113757_000000392073_00137_34760_6267.N1	23-OCT-2008 11:37:57	Dark	38.500	113	Mu Vel	2.6920	5000.0	77	34760	No
130	GOM_NL__2PRFIN20081023_113938_000000462073_00137_34760_6268.N1	23-OCT-2008 11:39:38	Dark	46.000	65	Lam Vel	2.2040	4400.0	92	34760	No
131	GOM_NL__2PRFIN20081023_114232_000000402073_00138_34761_6465.N1	23-OCT-2008 11:42:32	Dark	39.500	46	Del Vel	1.9540	10600.	79	34761	No
132	GOM_NL__2PRFIN20081023_114424_000000382073_00138_34761_6466.N1	23-OCT-2008 11:44:24	Dark	38.000	29	Bet Car	1.6720	10200.	76	34761	No
133	GOM_NL__2PRFIN20081023_114842_000000472073_00138_34761_6467.N1	23-OCT-2008 11:48:42	Dark	46.500	2	Alp Car	-0.73600	7000.0	93	34761	No
134	GOM_NL__2PRFIN20081023_115526_000000382073_00138_34761_6468.N1	23-OCT-2008 11:55:26	Dark	37.500	143	Alp Hyi	2.8570	7200.0	75	34761	No
135	GOM_NL__2PRFIN20081023_115651_000000432073_00138_34761_6469.N1	23-OCT-2008 11:56:51	Dark	42.500	9	Alp Eri	0.45300	24000.	85	34761	No
136	GOM_NL__2PRFIN20081023_115949_000000422073_00138_34761_6470.N1	23-OCT-2008 11:59:49	Straylight	42.000	157	The1Eri	2.9060	9300.0	84	34761	No
137	GOM_NL__2PRFIN20081023_120816_000000422073_00138_34761_6471.N1	23-OCT-2008 12:08:16	Straylight	42.000	52	16Bet Cet	2.0370	4500.0	84	34761	No
138	GOM_NL__2PRFIN20081023_121746_000000352073_00138_34761_6472.N1	23-OCT-2008 12:17:46	Bright	35.000	140	88Gam Peg	2.8340	26000.	70	34761	No
139	GOM_NL__2PRFIN20081023_122139_000000362073_00138_34761_6473.N1	23-OCT-2008 12:21:39	Bright	36.000	58	21Alp And	2.0730	11000.	72	34761	No
140	GOM_NL__2PRFIN20081023_122338_000000392073_00138_34761_6474.N1	23-OCT-2008 12:23:38	Bright	39.000	53	43Bet And	2.0480	3300.0	78	34761	No
141	GOM_NL__2PRFIN20081023_122923_000000372073_00138_34761_6475.N1	23-OCT-2008 12:29:23	Bright	37.000	68	18Alp Cas	2.2250	4500.0	74	34761	No
142	GOM_NL__2PRFIN20081023_123040_000000372073_00138_34761_6476.N1	23-OCT-2008 12:30:40	Bright	37.000	76	27Gam Cas	2.3000	30000.	74	34761	No
143	GOM_NL__2PRFIN20081023_123836_000000352073_00138_34761_6477.N1	23-OCT-2008 12:38:36	Bright	35.000	49	1Alp UMi	1.9900	6300.0	70	34761	No
144	GOM_NL__2PRFIN20081023_124651_000000342073_00138_34761_6478.N1	23-OCT-2008 12:46:51	Bright	33.500	36	50Alp UMa	1.8000	6300.0	67	34761	No
145	GOM_NL__2PRFIN20081023_124826_000000372073_00138_34761_6479.N1	23-OCT-2008 12:48:26	Bright	36.500	82	48Bet UMa	2.3650	10600.	73	34761	No
146	GOM_NL__2PRFIN20081023_125157_000000372073_00138_34761_6480.N1	23-OCT-2008 12:51:57	Bright	37.000	174	52Psi UMa	3.0040	4400.0	74	34761	No
147	GOM_NL__2PRFIN20081023_125959_000000532073_00138_34761_6481.N1	23-OCT-2008 12:59:59	Bright	53.000	51	41Gam1Leo	2.0100	4500.0	106	34761	No
148	GOM_NL__2PRFIN20081023_131833_000000392073_00138_34761_6482.N1	23-OCT-2008 13:18:33	Dark	38.500	113	Mu Vel	2.6920	5000.0	77	34761	No
149	GOM_NL__2PRFIN20081023_132014_000000482073_00138_34761_6483.N1	23-OCT-2008 13:20:14	Dark	47.500	65	Lam Vel	2.2040	4400.0	95	34761	No
150	GOM_NL__2PRFIN20081023_132309_000000392073_00139_34762_6463.N1	23-OCT-2008 13:23:09	Dark	38.500	46	Del Vel	1.9540	10600.	77	34762	No
151	GOM_NL__2PRFIN20081023_132500_000000382073_00139_34762_6464.N1	23-OCT-2008 13:25:00	Dark	37.500	29	Bet Car	1.6720	10200.	75	34762	No
152	GOM_NL__2PRFIN20081023_132919_000000482073_00139_34762_6465.N1	23-OCT-2008 13:29:19	Dark	48.000	2	Alp Car	-0.73600	7000.0	96	34762	No
153	GOM_NL__2PRFIN20081023_133602_000000372073_00139_34762_6466.N1	23-OCT-2008 13:36:02	Dark	37.000	143	Alp Hyi	2.8570	7200.0	74	34762	No
154	GOM_NL__2PRFIN20081023_133727_000000442073_00139_34762_6467.N1	23-OCT-2008 13:37:27	Dark	43.500	9	Alp Eri	0.45300	24000.	87	34762	No
155	GOM_NL__2PRFIN20081023_134025_000000412073_00139_34762_6468.N1	23-OCT-2008 13:40:25	Straylight	40.500	157	The1Eri	2.9060	9300.0	81	34762	No
156	GOM_NL__2PRFIN20081023_134852_000000392073_00139_34762_6469.N1	23-OCT-2008 13:48:52	Straylight	39.000	52	16Bet Cet	2.0370	4500.0	78	34762	No
157	GOM_NL__2PRFIN20081023_135822_000000372073_00139_34762_6470.N1	23-OCT-2008 13:58:22	Bright	36.500	140	88Gam Peg	2.8340	26000.	73	34762	No
158	GOM_NL__2PRFIN20081023_140215_000000362073_00139_34762_6471.N1	23-OCT-2008 14:02:15	Bright	36.000	58	21Alp And	2.0730	11000.	72	34762	No
159	GOM_NL__2PRFIN20081023_140414_000000392073_00139_34762_6472.N1	23-OCT-2008 14:04:14	Bright	38.500	53	43Bet And	2.0480	3300.0	77	34762	No
160	GOM_NL__2PRFIN20081023_140959_000000382073_00139_34762_6473.N1	23-OCT-2008 14:09:59	Bright	37.500	68	18Alp Cas	2.2250	4500.0	75	34762	No



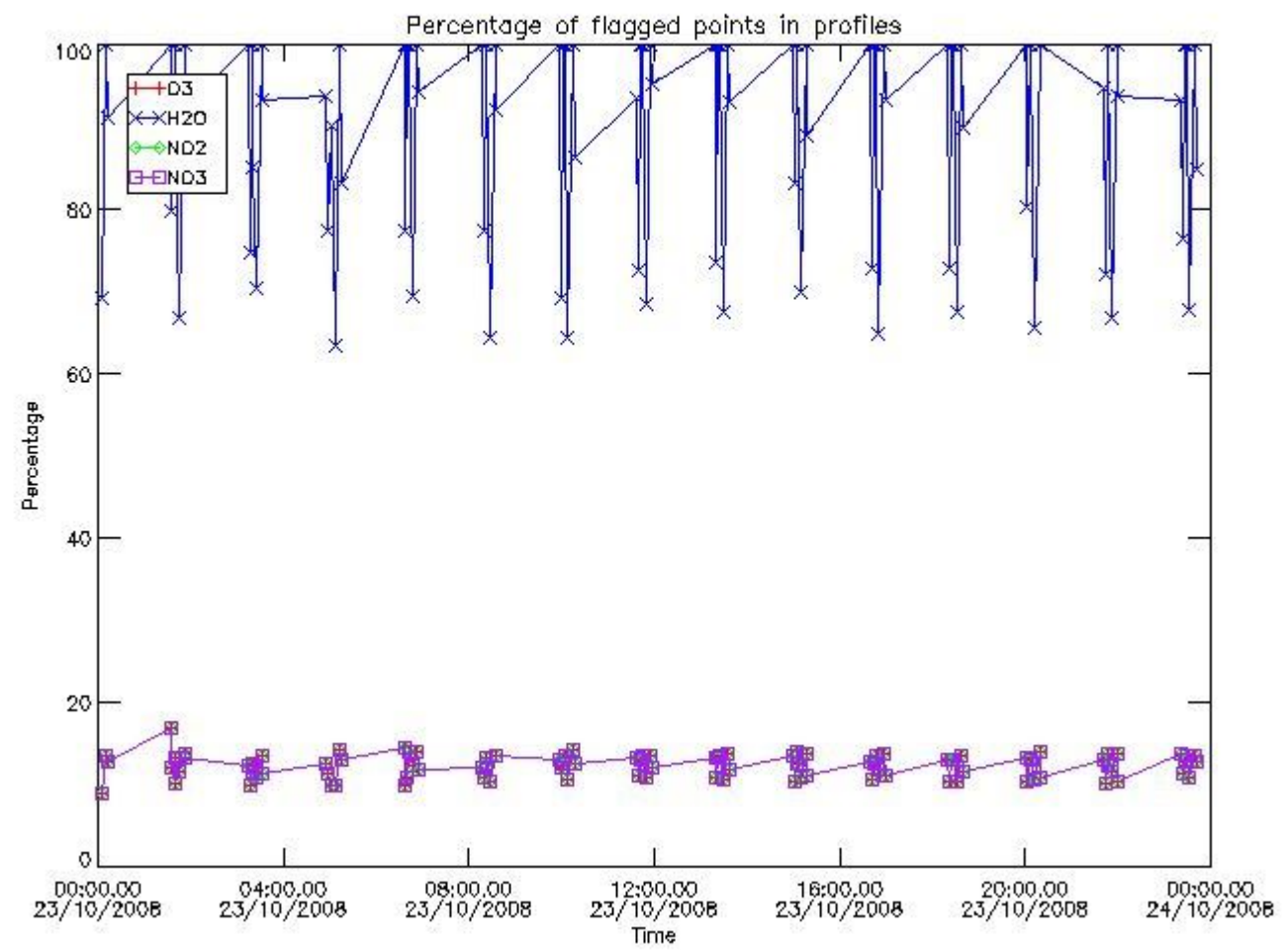
161	GOM_NL__2PRFIN20081023_141115_000000372073_00139_34762_6474.N1	23-OCT-2008 14:11:15	Bright	36.500	76	27Gam Cas	2.3000	30000.	73	34762	No
162	GOM_NL__2PRFIN20081023_141912_000000372073_00139_34762_6475.N1	23-OCT-2008 14:19:12	Bright	36.500	49	1Alp UMi	1.9900	6300.0	73	34762	No
163	GOM_NL__2PRFIN20081023_142726_000000382073_00139_34762_6476.N1	23-OCT-2008 14:27:26	Bright	37.500	36	50Alp UMa	1.8000	6300.0	75	34762	No
164	GOM_NL__2PRFIN20081023_142901_000000372073_00139_34762_6477.N1	23-OCT-2008 14:29:01	Bright	37.000	82	48Bet UMa	2.3650	10600.	74	34762	No
165	GOM_NL__2PRFIN20081023_143233_000000382073_00139_34762_6478.N1	23-OCT-2008 14:32:33	Bright	37.500	174	52Psi UMa	3.0040	4400.0	75	34762	No
166	GOM_NL__2PRFIN20081023_144035_000000412073_00139_34762_6479.N1	23-OCT-2008 14:40:35	Bright	41.000	51	41Gam1Leo	2.0100	4500.0	82	34762	No
167	GOM_NL__2PRFIN20081023_145910_000000382073_00139_34762_6480.N1	23-OCT-2008 14:59:10	Dark	37.500	113	Mu Vel	2.6920	5000.0	75	34762	No
168	GOM_NL__2PRFIN20081023_150051_000000542073_00139_34762_6481.N1	23-OCT-2008 15:00:51	Dark	53.500	65	Lam Vel	2.2040	4400.0	107	34762	No
169	GOM_NL__2PRFIN20081023_150345_000000412073_00140_34763_6280.N1	23-OCT-2008 15:03:45	Dark	41.000	46	Del Vel	1.9540	10600.	82	34763	No
170	GOM_NL__2PRFIN20081023_150536_000000372073_00140_34763_6281.N1	23-OCT-2008 15:05:36	Dark	36.500	29	Bet Car	1.6720	10200.	73	34763	No
171	GOM_NL__2PRFIN20081023_150955_000000472073_00140_34763_6282.N1	23-OCT-2008 15:09:55	Dark	47.000	2	Alp Car	-0.73600	7000.0	94	34763	No
172	GOM_NL__2PRFIN20081023_151638_000000372073_00140_34763_6283.N1	23-OCT-2008 15:16:38	Dark	37.000	143	Alp Hyi	2.8570	7200.0	74	34763	No
173	GOM_NL__2PRFIN20081023_151803_000000462073_00140_34763_6284.N1	23-OCT-2008 15:18:03	Dark	45.500	9	Alp Eri	0.45300	24000.	91	34763	No
174	GOM_NL__2PRFIN20081023_152101_000000432073_00140_34763_6285.N1	23-OCT-2008 15:21:01	Straylight	43.000	157	The1Eri	2.9060	9300.0	86	34763	No
175	GOM_NL__2PRFIN20081023_152928_000000412073_00140_34763_6286.N1	23-OCT-2008 15:29:28	Straylight	41.000	52	16Bet Cet	2.0370	4500.0	82	34763	No
176	GOM_NL__2PRFIN20081023_153858_000000362073_00140_34763_6287.N1	23-OCT-2008 15:38:58	Bright	36.000	140	88Gam Peg	2.8340	26000.	72	34763	No
177	GOM_NL__2PRFIN20081023_154251_000000362073_00140_34763_6288.N1	23-OCT-2008 15:42:51	Bright	36.000	58	21Alp And	2.0730	11000.	72	34763	No
178	GOM_NL__2PRFIN20081023_154450_000000382073_00140_34763_6289.N1	23-OCT-2008 15:44:50	Bright	37.500	53	43Bet And	2.0480	3300.0	75	34763	No
179	GOM_NL__2PRFIN20081023_155034_000000342073_00140_34763_6290.N1	23-OCT-2008 15:50:34	Bright	34.000	68	18Alp Cas	2.2250	4500.0	68	34763	No
180	GOM_NL__2PRFIN20081023_155151_000000352073_00140_34763_6291.N1	23-OCT-2008 15:51:51	Bright	34.500	76	27Gam Cas	2.3000	30000.	69	34763	No
181	GOM_NL__2PRFIN20081023_155948_000000372073_00140_34763_6292.N1	23-OCT-2008 15:59:48	Bright	36.500	49	1Alp UMi	1.9900	6300.0	73	34763	No
182	GOM_NL__2PRFIN20081023_160802_000000392073_00140_34763_6293.N1	23-OCT-2008 16:08:02	Bright	38.500	36	50Alp UMa	1.8000	6300.0	77	34763	No
183	GOM_NL__2PRFIN20081023_160937_000000362073_00140_34763_6294.N1	23-OCT-2008 16:09:37	Bright	35.500	82	48Bet UMa	2.3650	10600.	71	34763	No
184	GOM_NL__2PRFIN20081023_161309_000000392073_00140_34763_6295.N1	23-OCT-2008 16:13:09	Bright	38.500	174	52Psi UMa	3.0040	4400.0	77	34763	No
185	GOM_NL__2PRFIN20081023_162112_000000412073_00140_34763_6296.N1	23-OCT-2008 16:21:12	Bright	41.000	51	41Gam1Leo	2.0100	4500.0	82	34763	No
186	GOM_NL__2PRFIN20081023_163946_000000402073_00140_34763_6297.N1	23-OCT-2008 16:39:46	Dark	40.000	113	Mu Vel	2.6920	5000.0	80	34763	No
187	GOM_NL__2PRFIN20081023_164128_000000482073_00140_34763_6298.N1	23-OCT-2008 16:41:28	Dark	48.000	65	Lam Vel	2.2040	4400.0	96	34763	No
188	GOM_NL__2PRFIN20081023_164422_000000412073_00141_34764_6311.N1	23-OCT-2008 16:44:22	Dark	40.500	46	Del Vel	1.9540	10600.	81	34764	No
189	GOM_NL__2PRFIN20081023_164613_000000382073_00141_34764_6312.N1	23-OCT-2008 16:46:13	Dark	38.000	29	Bet Car	1.6720	10200.	76	34764	No
190	GOM_NL__2PRFIN20081023_165032_000000482073_00141_34764_6313.N1	23-OCT-2008 16:50:32	Dark	47.500	2	Alp Car	-0.73600	7000.0	95	34764	No
191	GOM_NL__2PRFIN20081023_165714_000000372073_00141_34764_6314.N1	23-OCT-2008 16:57:14	Dark	37.000	143	Alp Hyi	2.8570	7200.0	74	34764	No
192	GOM_NL__2PRFIN20081023_165839_000000462073_00141_34764_6315.N1	23-OCT-2008 16:58:39	Dark	45.500	9	Alp Eri	0.45300	24000.	91	34764	No
193	GOM_NL__2PRFIN20081023_170138_000000442073_00141_34764_6316.N1	23-OCT-2008 17:01:38	Straylight	43.500	157	The1Eri	2.9060	9300.0	87	34764	No
194	GOM_NL__2PRFIN20081023_171004_000000442073_00141_34764_6317.N1	23-OCT-2008 17:10:04	Straylight	43.500	52	16Bet Cet	2.0370	4500.0	87	34764	No
195	GOM_NL__2PRFIN20081023_171934_000000362073_00141_34764_6318.N1	23-OCT-2008 17:19:34	Bright	35.500	140	88Gam Peg	2.8340	26000.	71	34764	No
196	GOM_NL__2PRFIN20081023_172327_000000352073_00141_34764_6319.N1	23-OCT-2008 17:23:27	Bright	35.000	58	21Alp And	2.0730	11000.	70	34764	No
197	GOM_NL__2PRFIN20081023_172525_000000392073_00141_34764_6320.N1	23-OCT-2008 17:25:25	Bright	39.000	53	43Bet And	2.0480	3300.0	78	34764	No
198	GOM_NL__2PRFIN20081023_173110_000000372073_00141_34764_6321.N1	23-OCT-2008 17:31:10	Bright	36.500	68	18Alp Cas	2.2250	4500.0	73	34764	No
199	GOM_NL__2PRFIN20081023_173227_000000362073_00141_34764_6322.N1	23-OCT-2008 17:32:27	Bright	35.500	76	27Gam Cas	2.3000	30000.	71	34764	No
200	GOM_NL__2PRFIN20081023_174024_000000362073_00141_34764_6323.N1	23-OCT-2008 17:40:24	Bright	35.500	49	1Alp UMi	1.9900	6300.0	71	34764	No
201	GOM_NL__2PRFIN20081023_174838_000000352073_00141_34764_6324.N1	23-OCT-2008 17:48:38	Bright	35.000	36	50Alp UMa	1.8000	6300.0	70	34764	No
202	GOM_NL__2PRFIN20081023_175013_000000542073_00141_34764_6325.N1	23-OCT-2008 17:50:13	Bright	54.000	82	48Bet UMa	2.3650	10600.	108	34764	No
203	GOM_NL__2PRFIN20081023_175345_000000372073_00141_34764_6326.N1	23-OCT-2008 17:53:45	Bright	36.500	174	52Psi UMa	3.0040	4400.0	73	34764	No
204	GOM_NL__2PRFIN20081023_180148_000000292073_00141_34764_6327.N1	23-OCT-2008 18:01:48	Tw_i_and_stray	29.000	51	41Gam1Leo	2.0100	4500.0	58	34764	No
205	GOM_NL__2PRFIN20081023_182022_000000402073_00141_34764_6328.N1	23-OCT-2008 18:20:22	Dark	39.500	113	Mu Vel	2.6920	5000.0	79	34764	No
206	GOM_NL__2PRFIN20081023_182204_000000542073_00141_34764_6329.N1	23-OCT-2008 18:22:04	Dark	53.500	65	Lam Vel	2.2040	4400.0	107	34764	No
207	GOM_NL__2PRFIN20081023_182458_000000392073_00142_34765_6329.N1	23-OCT-2008 18:24:58	Dark	39.000	46	Del Vel	1.9540	10600.	78	34765	No
208	GOM_NL__2PRFIN20081023_182649_000000392073_00142_34765_6330.N1	23-OCT-2008 18:26:49	Dark	39.000	29	Bet Car	1.6720	10200.	78	34765	No
209	GOM_NL__2PRFIN20081023_183109_000000502073_00142_34765_6331.N1	23-OCT-2008 18:31:09	Dark	49.500	2	Alp Car	-0.73600	7000.0	99	34765	No
210	GOM_NL__2PRFIN20081023_183751_000000382073_00142_34765_6332.N1	23-OCT-2008 18:37:51	Dark	38.000	143	Alp Hyi	2.8570	7200.0	76	34765	No
211	GOM_NL__2PRFIN20081023_183916_000000452073_00142_34765_6333.N1	23-OCT-2008 18:39:16	Dark	44.500	9	Alp Eri	0.45300	24000.	89	34765	No
212	GOM_NL__2PRFIN20081023_184214_000000412073_00142_34765_6334.N1	23-OCT-2008 18:42:14	Straylight	41.000	157	The1Eri	2.9060	9300.0	82	34765	No
213	GOM_NL__2PRFIN20081023_185040_000000432073_00142_34765_6335.N1	23-OCT-2008 18:50:40	Straylight	42.500	52	16Bet Cet	2.0370	4500.0	85	34765	No
214	GOM_NL__2PRFIN20081023_190010_000000362073_00142_34765_6336.N1	23-OCT-2008 19:00:10	Bright	36.000	140	88Gam Peg	2.8340	26000.	72	34765	No
215	GOM_NL__2PRFIN20081023_190403_000000352073_00142_34765_6337.N1	23-OCT-2008 19:04:03	Bright	35.000	58	21Alp And	2.0730	11000.	70	34765	No
216	GOM_NL__2PRFIN20081023_190601_000000382073_00142_34765_6338.N1	23-OCT-2008 19:06:01	Bright	37.500	53	43Bet And	2.0480	3300.0	75	34765	No
217	GOM_NL__2PRFIN20081023_191146_000000372073_00142_34765_6339.N1	23-OCT-2008 19:11:46	Bright	37.000	68	18Alp Cas	2.2250	4500.0	74	34765	No
218	GOM_NL__2PRFIN20081023_191303_000000372073_00142_34765_6340.N1	23-OCT-2008 19:13:03	Bright	36.500	76	27Gam Cas	2.3000	30000.	73	34765	No
219	GOM_NL__2PRFIN20081023_192100_000000372073_00142_34765_6341.N1	23-OCT-2008 19:21:00	Bright	36.500	49	1Alp UMi	1.9900	6300.0	73	34765	No

220	GOM_NL__2PRFIN20081023_192914_000000382073_00142_34765_6342.N1	23-OCT-2008 19:29:14	Bright	37.500	36	50Alp UMa	1.8000	6300.0	75	34765	No
221	GOM_NL__2PRFIN20081023_193049_000000362073_00142_34765_6343.N1	23-OCT-2008 19:30:49	Bright	35.500	82	48Bet UMa	2.3650	10600.	71	34765	No
222	GOM_NL__2PRFIN20081023_193421_000000542073_00142_34765_6344.N1	23-OCT-2008 19:34:21	Bright	54.000	174	52Psi UMa	3.0040	4400.0	108	34765	No
223	GOM_NL__2PRFIN20081023_194224_000000292073_00142_34765_6345.N1	23-OCT-2008 19:42:24	Twilight	29.000	51	41Gam1Leo	2.0100	4500.0	58	34765	No
224	GOM_NL__2PRFIN20081023_200058_000000392073_00142_34765_6346.N1	23-OCT-2008 20:00:58	Dark	38.500	113	Mu Vel	2.6920	5000.0	77	34765	No
225	GOM_NL__2PRFIN20081023_200241_000000542073_00142_34765_6347.N1	23-OCT-2008 20:02:41	Dark	53.500	65	Lam Vel	2.2040	4400.0	107	34765	No
226	GOM_NL__2PRFIN20081023_200535_000000402073_00143_34766_6340.N1	23-OCT-2008 20:05:35	Dark	39.500	46	Del Vel	1.9540	10600.	79	34766	No
227	GOM_NL__2PRFIN20081023_200725_000000392073_00143_34766_6341.N1	23-OCT-2008 20:07:25	Dark	38.500	29	Bet Car	1.6720	10200.	77	34766	No
228	GOM_NL__2PRFIN20081023_201146_000000492073_00143_34766_6342.N1	23-OCT-2008 20:11:46	Dark	48.500	2	Alp Car	-0.73600	7000.0	97	34766	No
229	GOM_NL__2PRFIN20081023_201827_000000372073_00143_34766_6343.N1	23-OCT-2008 20:18:27	Dark	36.500	143	Alp Hyi	2.8570	7200.0	73	34766	No
230	GOM_NL__2PRFIN20081023_201952_000000472073_00143_34766_6344.N1	23-OCT-2008 20:19:52	Dark	47.000	9	Alp Eri	0.45300	24000.	94	34766	No
231	GOM_NL__2PRFIN20081023_202250_000000422073_00143_34766_6345.N1	23-OCT-2008 20:22:50	Straylight	42.000	157	The1Eri	2.9060	9300.0	84	34766	No
232	GOM_NL__2PRFIN20081023_203117_000000412073_00143_34766_6346.N1	23-OCT-2008 20:31:17	Straylight	41.000	52	16Bet Cet	2.0370	4500.0	82	34766	No
233	GOM_NL__2PRFIN20081023_204046_000000362073_00143_34766_6347.N1	23-OCT-2008 20:40:46	Bright	36.000	140	88Gam Peg	2.8340	26000.	72	34766	No
234	GOM_NL__2PRFIN20081023_204439_000000362073_00143_34766_6348.N1	23-OCT-2008 20:44:39	Bright	36.000	58	21Alp And	2.0730	11000.	72	34766	No
235	GOM_NL__2PRFIN20081023_204637_000000402073_00143_34766_6349.N1	23-OCT-2008 20:46:37	Bright	39.500	53	43Bet And	2.0480	3300.0	79	34766	No
236	GOM_NL__2PRFIN20081023_205222_000000372073_00143_34766_6350.N1	23-OCT-2008 20:52:22	Bright	36.500	68	18Alp Cas	2.2250	4500.0	73	34766	No
237	GOM_NL__2PRFIN20081023_205339_000000522073_00143_34766_6351.N1	23-OCT-2008 20:53:39	Bright	52.000	76	27Gam Cas	2.3000	30000.	104	34766	No
238	GOM_NL__2PRFIN20081023_210136_000000362073_00143_34766_6352.N1	23-OCT-2008 21:01:36	Bright	35.500	49	1Alp UMi	1.9900	6300.0	71	34766	No
239	GOM_NL__2PRFIN20081023_210950_000000342073_00143_34766_6353.N1	23-OCT-2008 21:09:50	Bright	34.000	36	50Alp UMa	1.8000	6300.0	68	34766	No
240	GOM_NL__2PRFIN20081023_211125_000000342073_00143_34766_6354.N1	23-OCT-2008 21:11:25	Bright	34.000	82	48Bet UMa	2.3650	10600.	68	34766	No
241	GOM_NL__2PRFIN20081023_211457_000000362073_00143_34766_6355.N1	23-OCT-2008 21:14:57	Bright	36.000	174	52Psi UMa	3.0040	4400.0	72	34766	No
242	GOM_NL__2PRFIN20081023_212158_000000542073_00143_34766_6356.N1	23-OCT-2008 21:21:58	Bright	53.500	96	68Del Leo	2.5600	9300.0	107	34766	No
243	GOM_NL__2PRFIN20081023_214135_000000392073_00143_34766_6357.N1	23-OCT-2008 21:41:35	Dark	39.000	113	Mu Vel	2.6920	5000.0	78	34766	No
244	GOM_NL__2PRFIN20081023_214318_000000512073_00143_34766_6358.N1	23-OCT-2008 21:43:18	Dark	50.500	65	Lam Vel	2.2040	4400.0	101	34766	No
245	GOM_NL__2PRFIN20081023_214611_000000422073_00144_34767_6362.N1	23-OCT-2008 21:46:11	Dark	41.500	46	Del Vel	1.9540	10600.	83	34767	No
246	GOM_NL__2PRFIN20081023_214801_000000372073_00144_34767_6363.N1	23-OCT-2008 21:48:01	Dark	37.000	29	Bet Car	1.6720	10200.	74	34767	No
247	GOM_NL__2PRFIN20081023_215222_000000492073_00144_34767_6364.N1	23-OCT-2008 21:52:22	Dark	48.500	2	Alp Car	-0.73600	7000.0	97	34767	No
248	GOM_NL__2PRFIN20081023_215903_000000372073_00144_34767_6365.N1	23-OCT-2008 21:59:03	Dark	37.000	143	Alp Hyi	2.8570	7200.0	74	34767	No
249	GOM_NL__2PRFIN20081023_220028_000000492073_00144_34767_6366.N1	23-OCT-2008 22:00:28	Dark	49.000	9	Alp Eri	0.45300	24000.	98	34767	No
250	GOM_NL__2PRFIN20081023_220327_000000412073_00144_34767_6367.N1	23-OCT-2008 22:03:27	Straylight	41.000	157	The1Eri	2.9060	9300.0	82	34767	No
251	GOM_NL__2PRFIN20081023_221153_000000432073_00144_34767_6368.N1	23-OCT-2008 22:11:53	Straylight	42.500	52	16Bet Cet	2.0370	4500.0	85	34767	No
252	GOM_NL__2PRFIN20081023_222122_000000352073_00144_34767_6369.N1	23-OCT-2008 22:21:22	Bright	34.500	140	88Gam Peg	2.8340	26000.	69	34767	No
253	GOM_NL__2PRFIN20081023_222515_000000362073_00144_34767_6370.N1	23-OCT-2008 22:25:15	Bright	36.000	58	21Alp And	2.0730	11000.	72	34767	No
254	GOM_NL__2PRFIN20081023_222713_000000402073_00144_34767_6371.N1	23-OCT-2008 22:27:13	Bright	39.500	53	43Bet And	2.0480	3300.0	79	34767	No
255	GOM_NL__2PRFIN20081023_223258_000000372073_00144_34767_6372.N1	23-OCT-2008 22:32:58	Bright	36.500	68	18Alp Cas	2.2250	4500.0	73	34767	No
256	GOM_NL__2PRFIN20081023_223414_000000352073_00144_34767_6373.N1	23-OCT-2008 22:34:14	Bright	35.000	76	27Gam Cas	2.3000	30000.	70	34767	No
257	GOM_NL__2PRFIN20081023_224212_000000372073_00144_34767_6374.N1	23-OCT-2008 22:42:12	Bright	36.500	49	1Alp UMi	1.9900	6300.0	73	34767	No
258	GOM_NL__2PRFIN20081023_225026_000000392073_00144_34767_6375.N1	23-OCT-2008 22:50:26	Bright	39.000	36	50Alp UMa	1.8000	6300.0	78	34767	No
259	GOM_NL__2PRFIN20081023_225201_000000382073_00144_34767_6376.N1	23-OCT-2008 22:52:01	Bright	38.000	82	48Bet UMa	2.3650	10600.	76	34767	No
260	GOM_NL__2PRFIN20081023_225533_000000542073_00144_34767_6377.N1	23-OCT-2008 22:55:33	Bright	54.000	174	52Psi UMa	3.0040	4400.0	108	34767	No
261	GOM_NL__2PRFIN20081023_230234_000000352073_00144_34767_6378.N1	23-OCT-2008 23:02:34	Bright	34.500	96	68Del Leo	2.5600	9300.0	69	34767	No
262	GOM_NL__2PRFIN20081023_232211_000000372073_00144_34767_6379.N1	23-OCT-2008 23:22:11	Dark	37.000	113	Mu Vel	2.6920	5000.0	74	34767	No
263	GOM_NL__2PRFIN20081023_232354_000000452073_00144_34767_6380.N1	23-OCT-2008 23:23:54	Dark	45.000	65	Lam Vel	2.2040	4400.0	90	34767	No
264	GOM_NL__2PRFIN20081023_232648_000000402073_00145_34768_6376.N1	23-OCT-2008 23:26:48	Dark	39.500	46	Del Vel	1.9540	10600.	79	34768	No
265	GOM_NL__2PRFIN20081023_232837_000000382073_00145_34768_6377.N1	23-OCT-2008 23:28:37	Dark	37.500	29	Bet Car	1.6720	10200.	75	34768	No
266	GOM_NL__2PRFIN20081023_233259_000000472073_00145_34768_6378.N1	23-OCT-2008 23:32:59	Dark	47.000	2	Alp Car	-0.73600	7000.0	94	34768	No
267	GOM_NL__2PRFIN20081023_233939_000000382073_00145_34768_6379.N1	23-OCT-2008 23:39:39	Dark	37.500	143	Alp Hyi	2.8570	7200.0	75	34768	No
268	GOM_NL__2PRFIN20081023_234104_000000402073_00145_34768_6380.N1	23-OCT-2008 23:41:04	Dark	40.000	9	Alp Eri	0.45300	24000.	80	34768	No
269	GOM_NL__2PRFIN20081023_234403_000000422073_00145_34768_6381.N1	23-OCT-2008 23:44:03	Straylight	42.000	157	The1Eri	2.9060	9300.0	84	34768	No
270	GOM_NL__2PRFIN20081023_235228_000000402073_00145_34768_6382.N1	23-OCT-2008 23:52:28	Straylight	40.000	52	16Bet Cet	2.0370	4500.0	80	34768	No

### 3. Quality information per product

In this section it is plotted some information contained in the Quality Summary data set of the level 2 products. Only products in dark limb conditions and without errors (error flag in the MPH set to "0") are used.

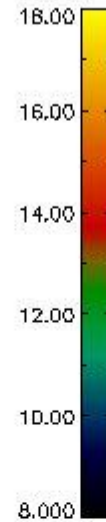
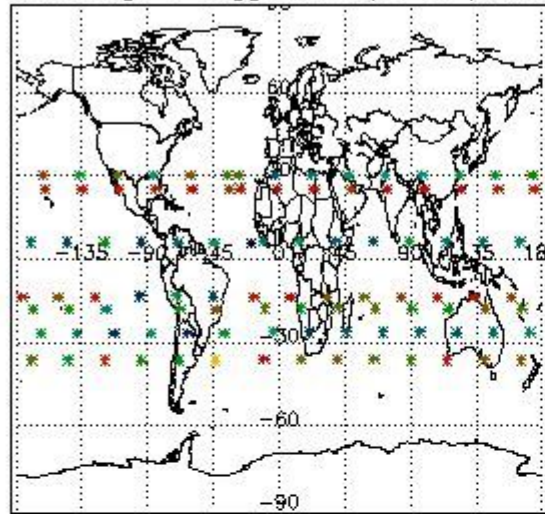
3.1 Plot quality information per product (time dependant)



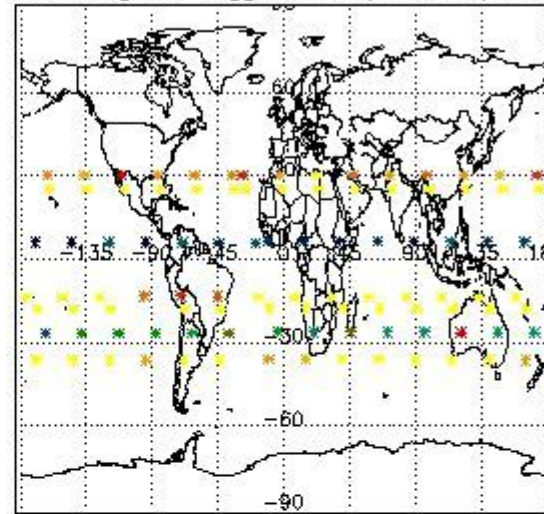
3.2 Plot quality information per product (world map)



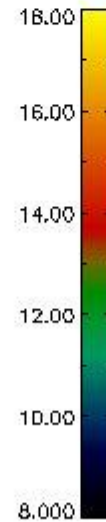
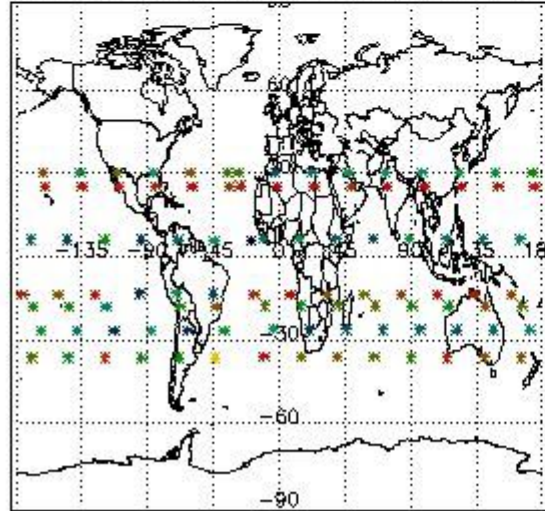
Percentage of flagged data per O3 profile



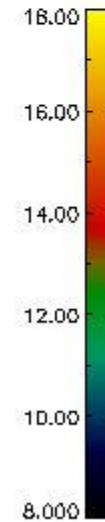
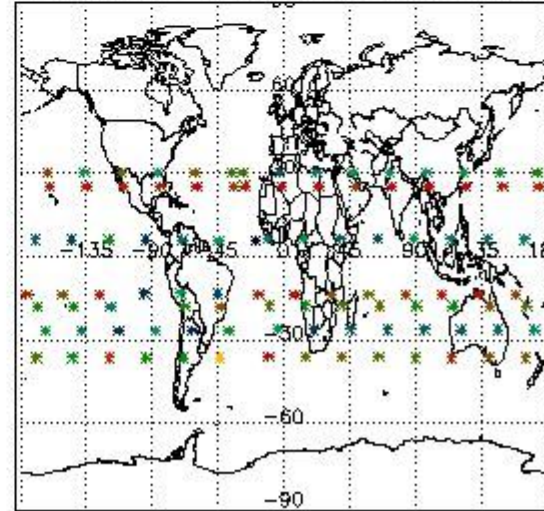
Percentage of flagged data per H2O profile



Percentage of flagged data per NO2 profile



Percentage of flagged data per NO3 profile



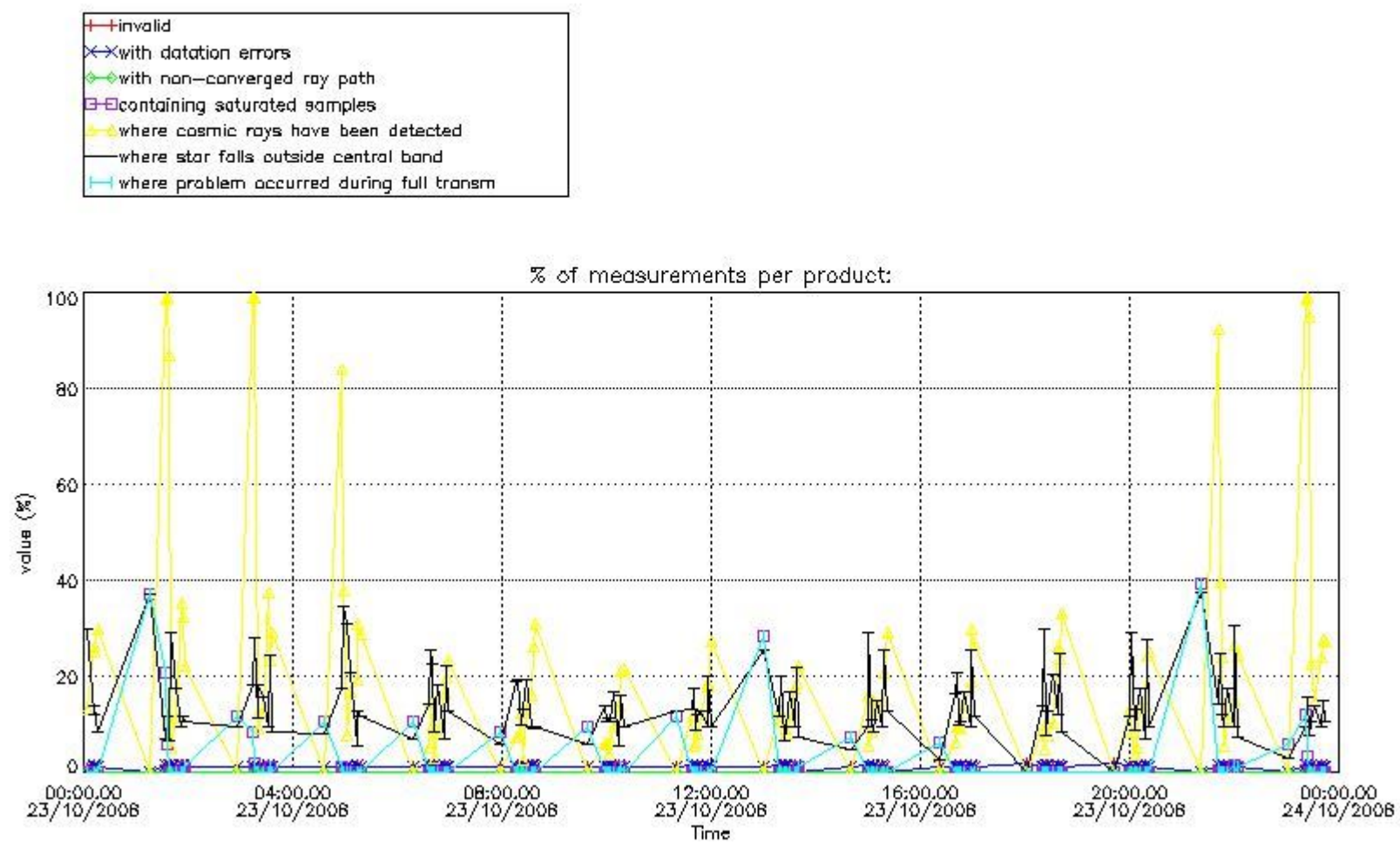
#### 4. Level 1 quality information per product

In this section it is plotted some information contained in the Quality Summary data set of the level 2 products that comes from the level 1b processing. Products without errors (error flag in the MPH set to "0") are used.

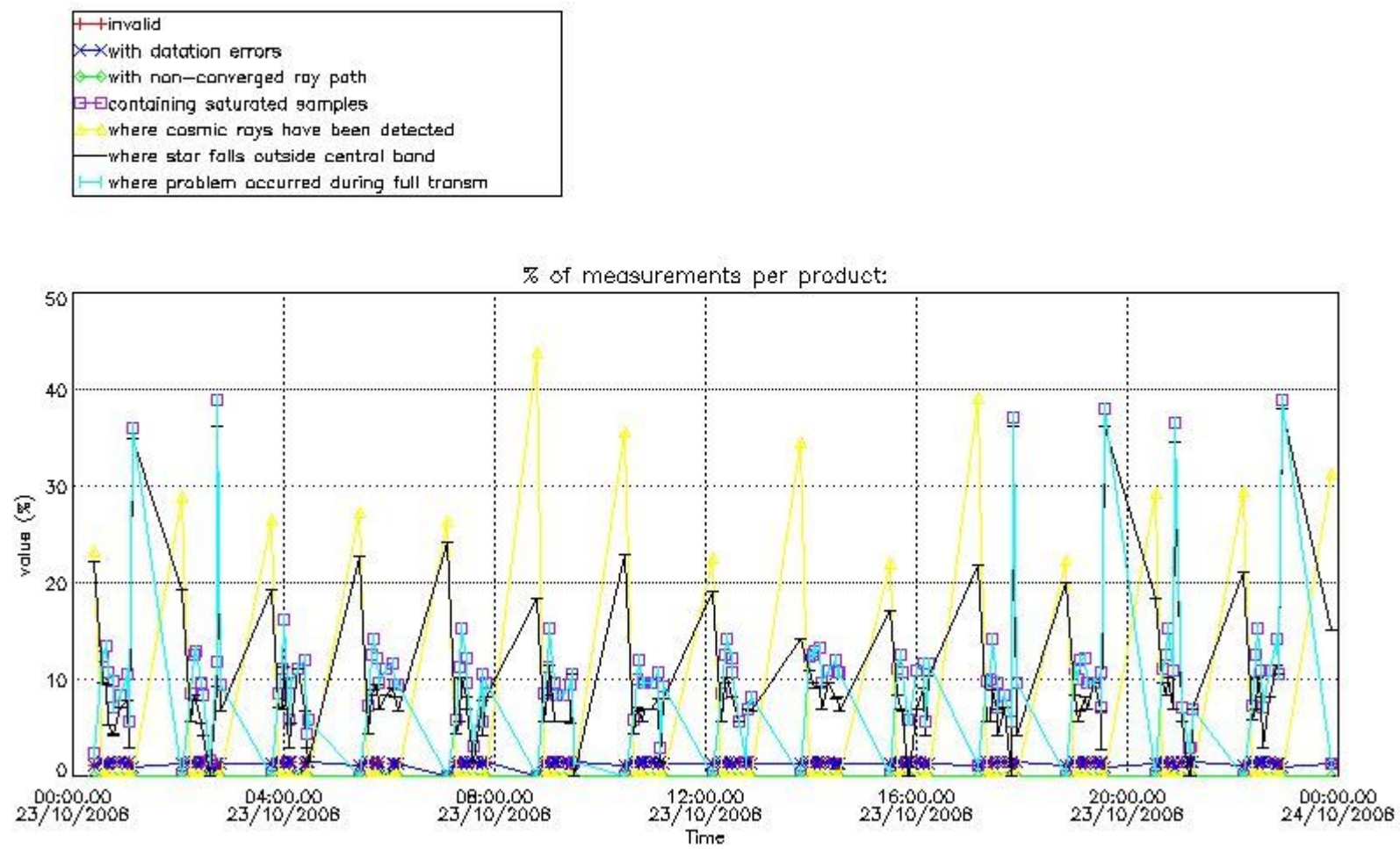
##### 4.1 Plot quality information per product (time dependant) coming from level 1b processing

###### 4.1.1 Plot level 1 quality information per product (time dependant): ENVISAT ASCENDING passes





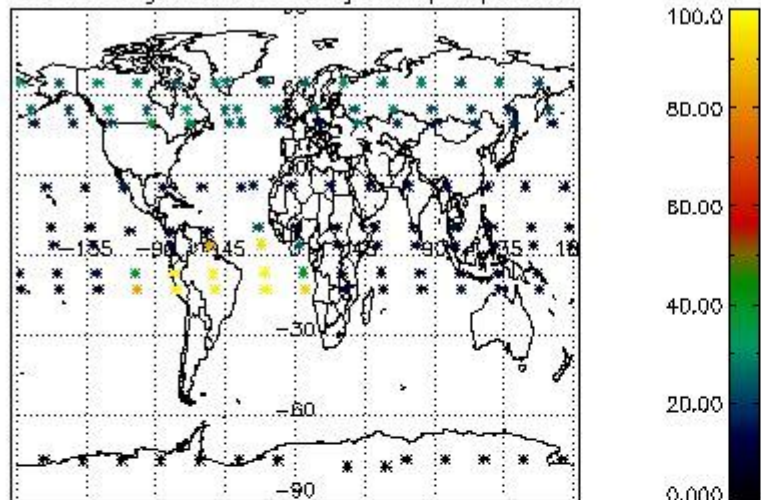
4.1.2 Plot level 1 quality information per product (time dependant): ENVI SAT DESCENDING passes



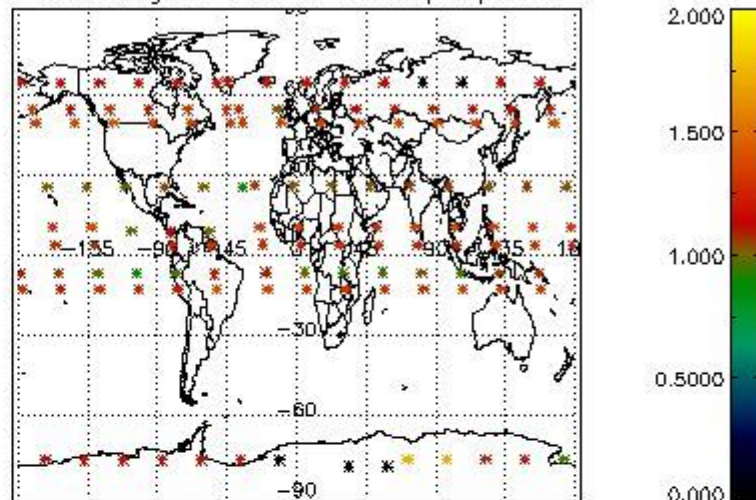
*4.2 Plot quality information per product coming from level 1b processing (world map)*

*4.2.1 Plot level 1 quality information per product (world map): ENVISAT ASCENDING passes*

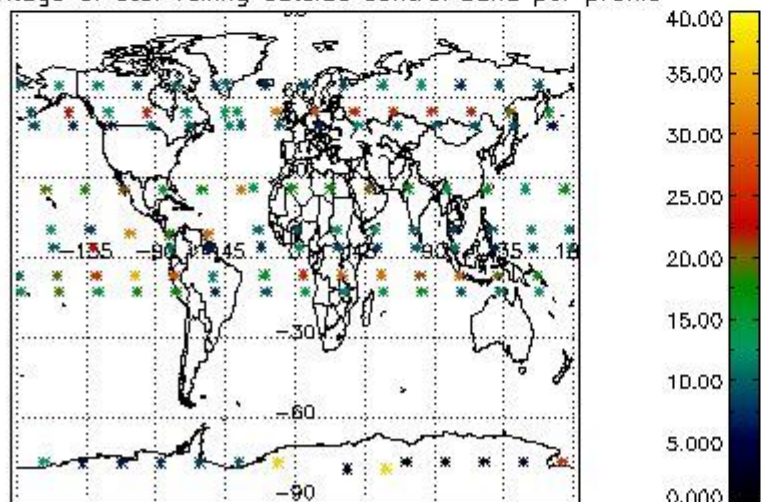
Percentage of cosmic ray hits per profile



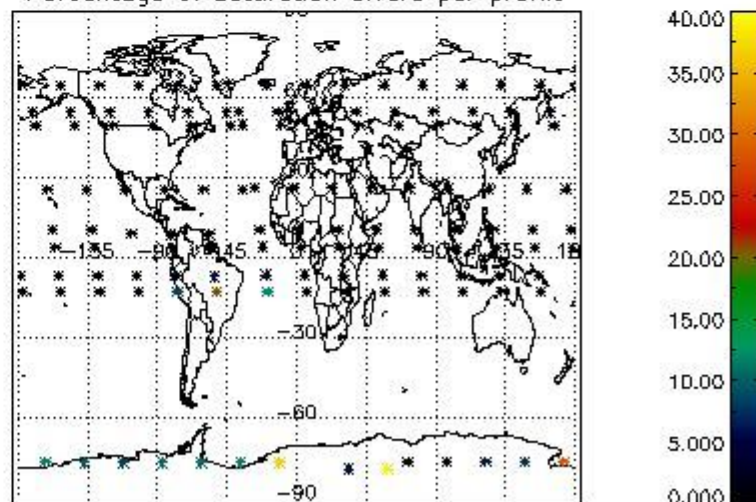
Percentage of datation errors per profile



Percentage of star falling outside central band per profile

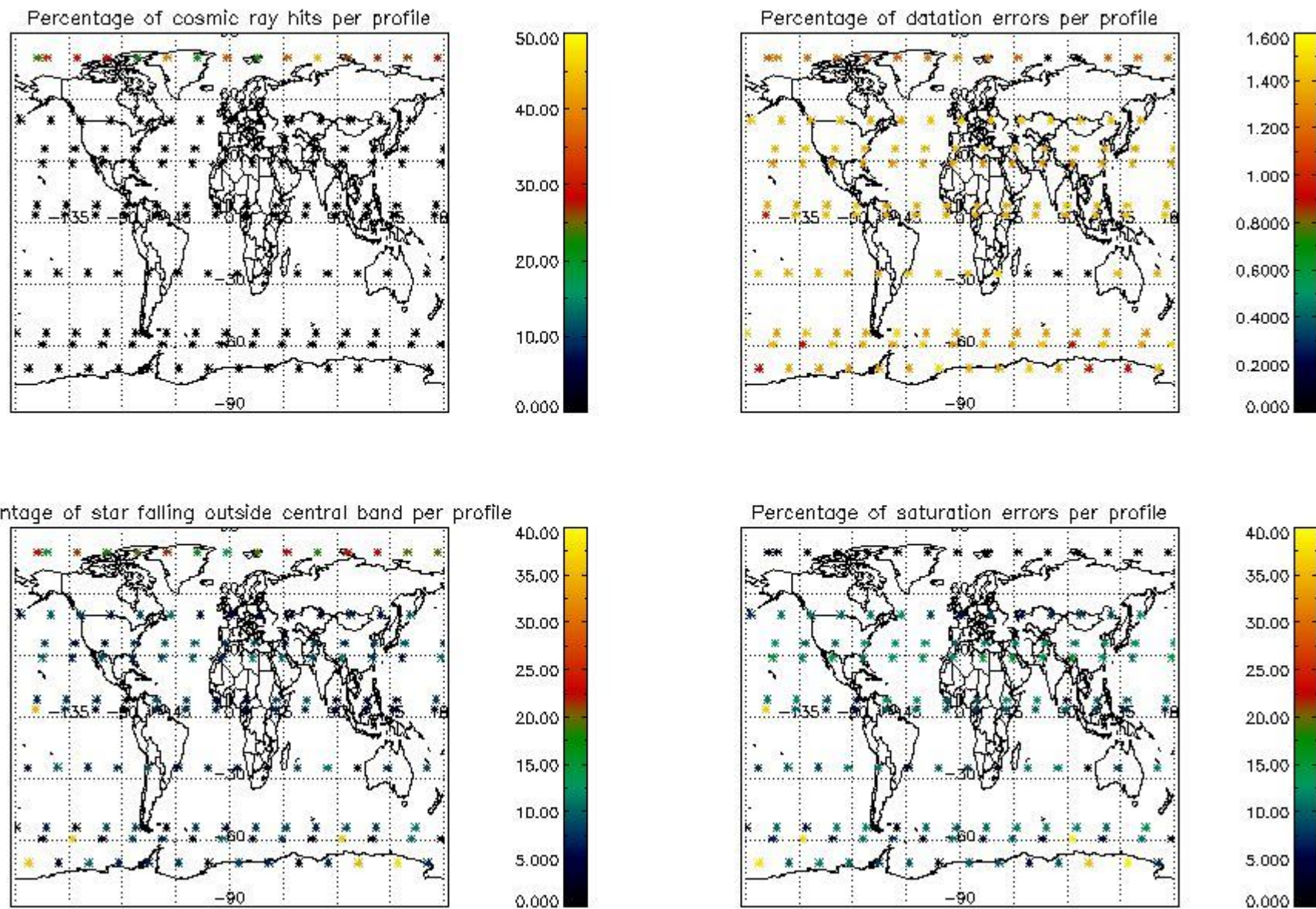


Percentage of saturation errors per profile



4.2.2 Plot level 1 quality information per product (world map): ENVISAT DESCENDING passes





## 5. Trace gas profiles

### 5.1 Ozone statistics based on quality of products

The final quality of the products can be "measured" using the STD (Standard Deviation) attached to every point profile. This information is written to the parameter GOM\_NL\_\_2P/NL\_LOCAL\_SPECIES\_DENSITY/o3\_std of the level 2 products. The table below shows the statistics for given STD ranges.

The statistics are given with respect to the overall valid production:

- Products without fatal errors: GOM\_NL\_\_2P/MPH/PRODUCT\_ERR=0
- Valid point profile: GOM\_NL\_\_2P/NL\_LOCAL\_SPECIES\_DENSITY/pcd(0)=0

The 'Criteria' is applied to valid points of dark limb products:

- Products in dark limb illumination condition: GOM\_NL\_\_2P/NL\_SUMMARY\_QUALITY/obs\_ill\_cond=0
- Products without fatal errors: GOM\_NL\_\_2P/MPH/PRODUCT\_ERR=0
- Valid point profile: GOM\_NL\_\_2P/NL\_LOCAL\_SPECIES\_DENSITY/pcd(0)=0

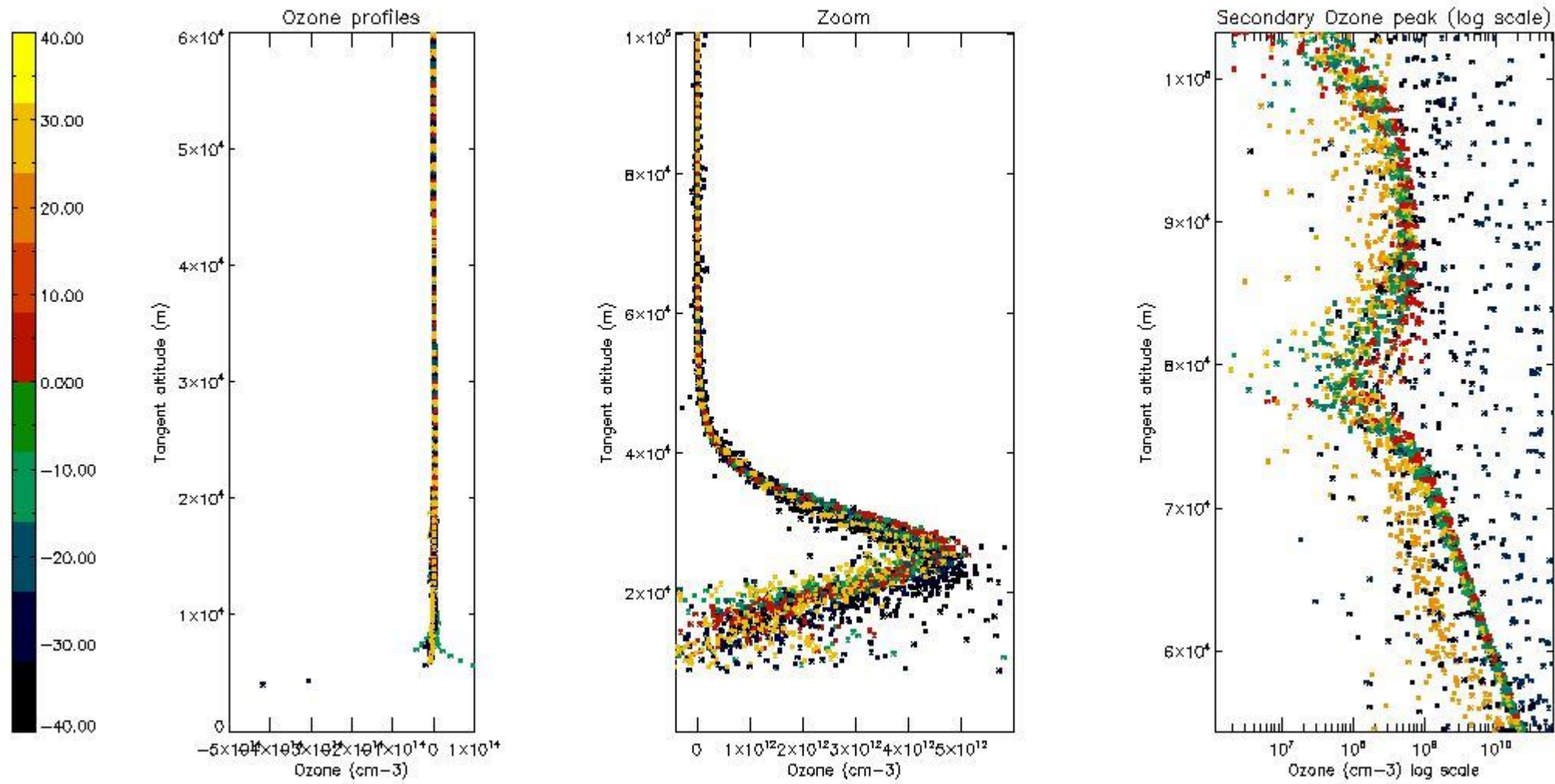
So, the table below shows the percentage of dark limb and valid observations for each criteria with respect to the overall valid daily observations.

Criteria	% of total production
All STD	41
STD < 20	21

STD < 10	16
STD < 5	10

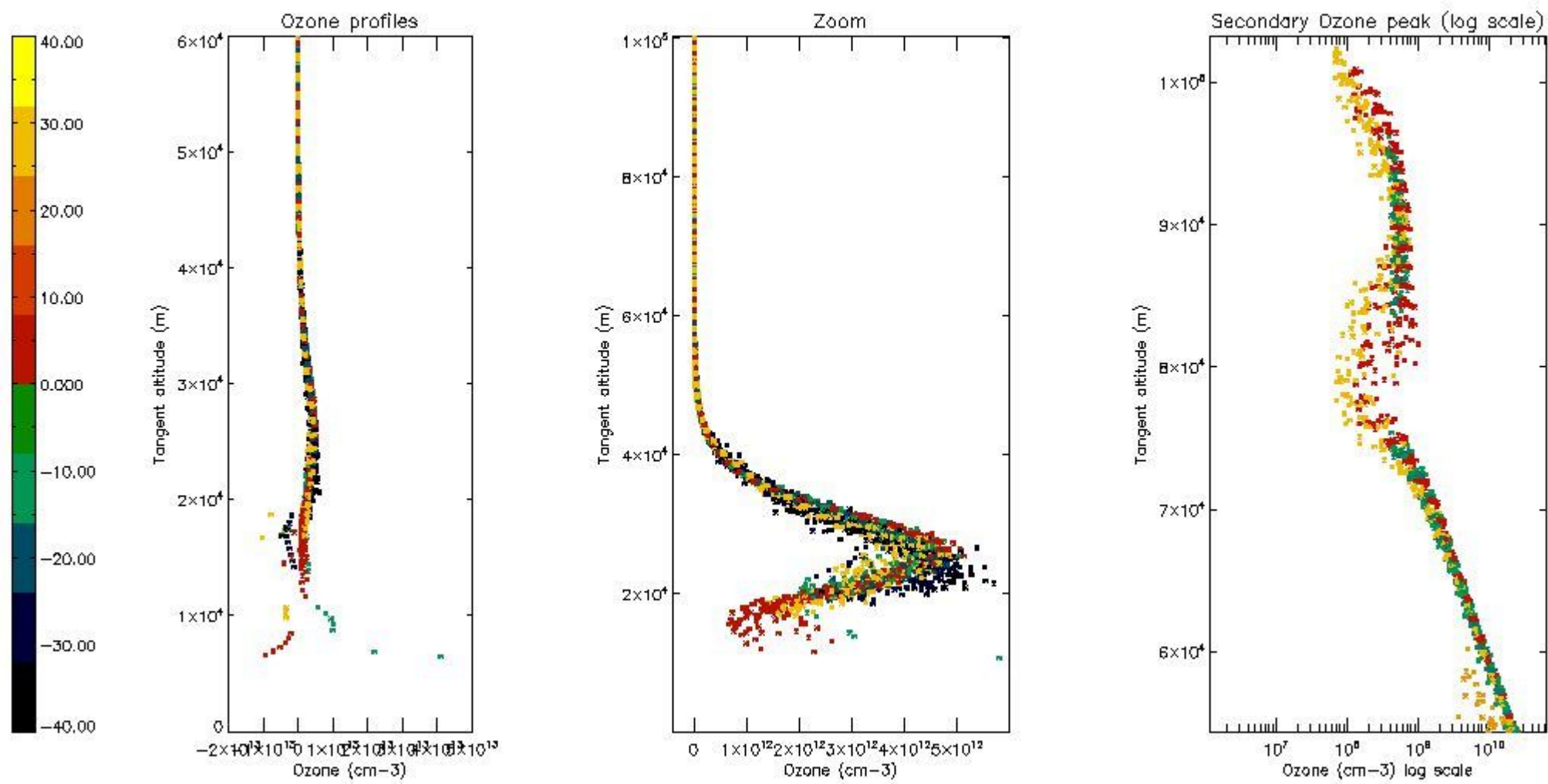
5.2 Plot ozone profiles for all STD (dark without errors)

The colorbar represents the latitude.



5.3 Plot ozone profiles where STD < 20% (dark without errors)

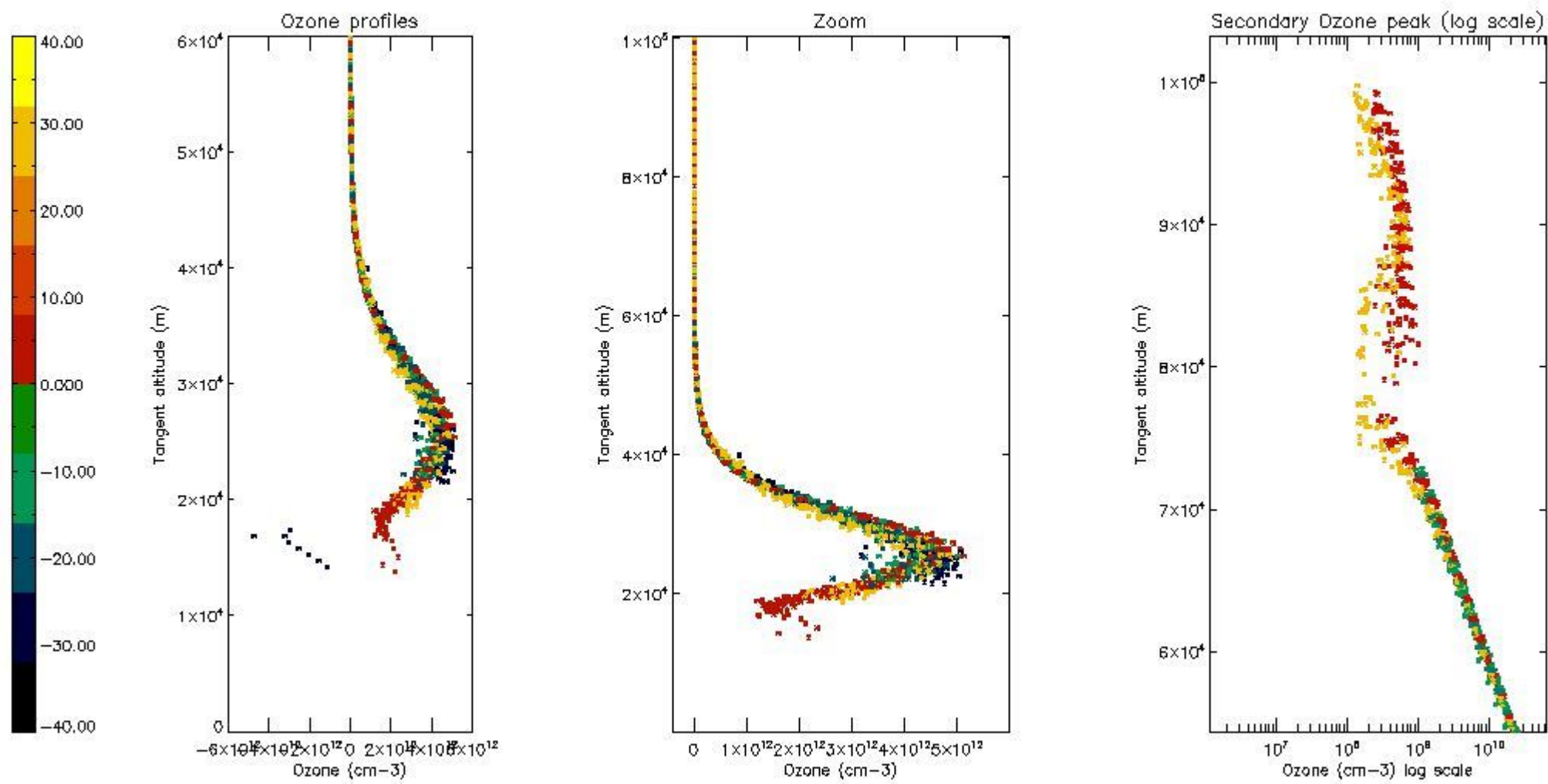
The colorbar represents the latitude.



*5.4 Plot ozone profiles where STD < 10% (dark without errors)*

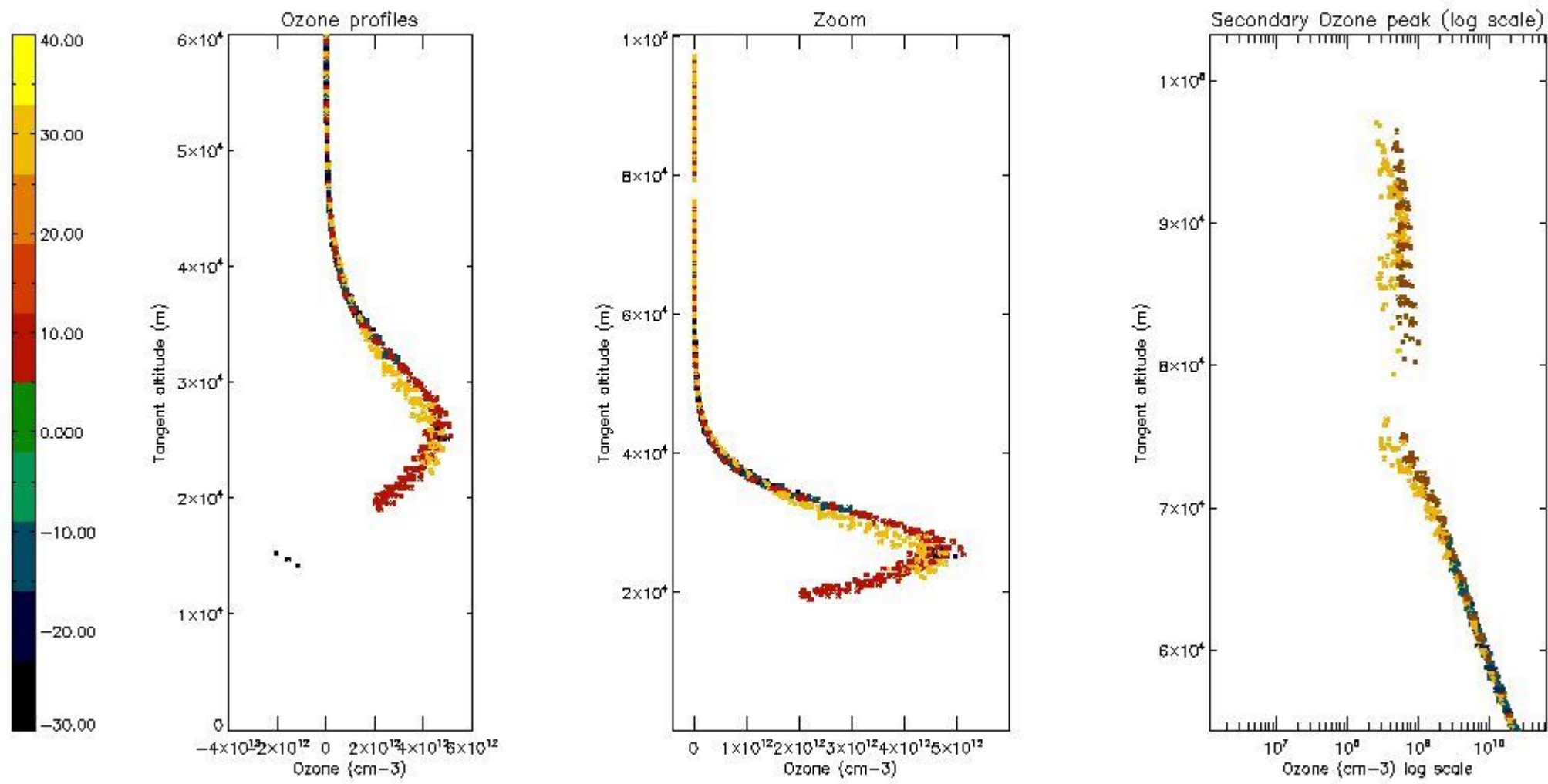
The colorbar represents the latitude.





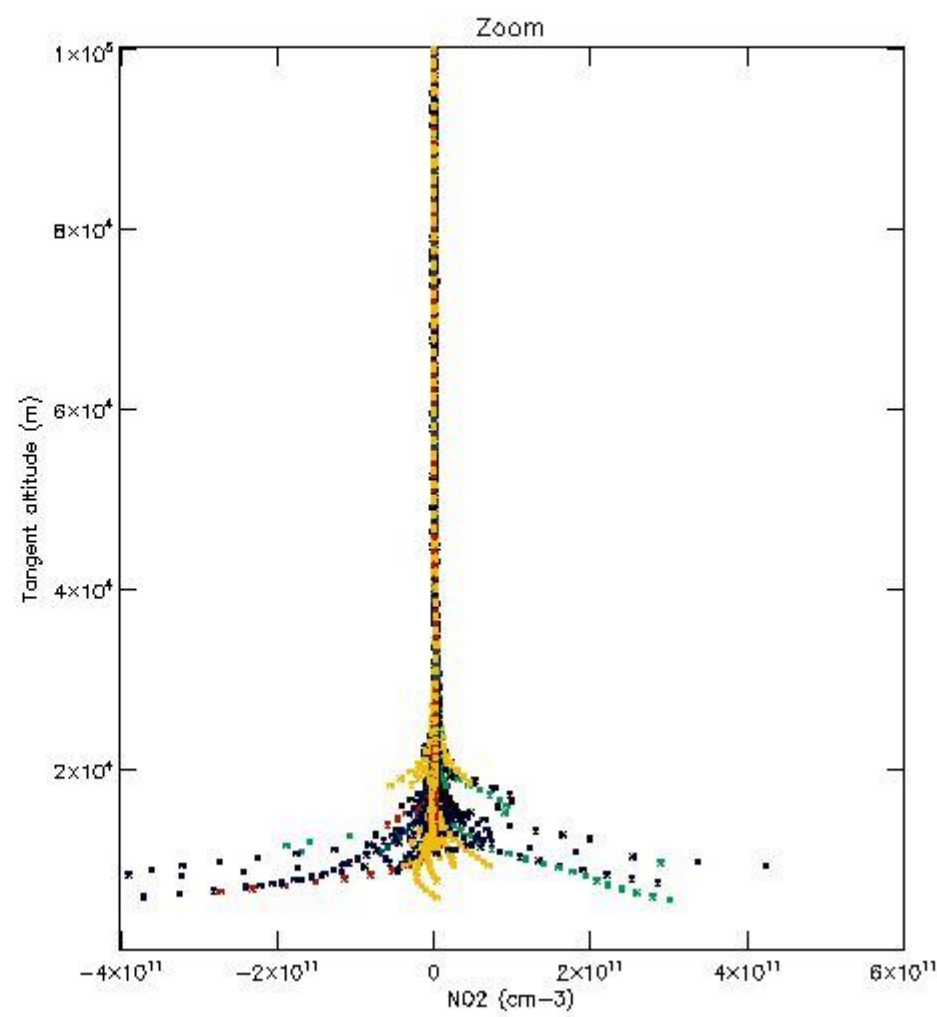
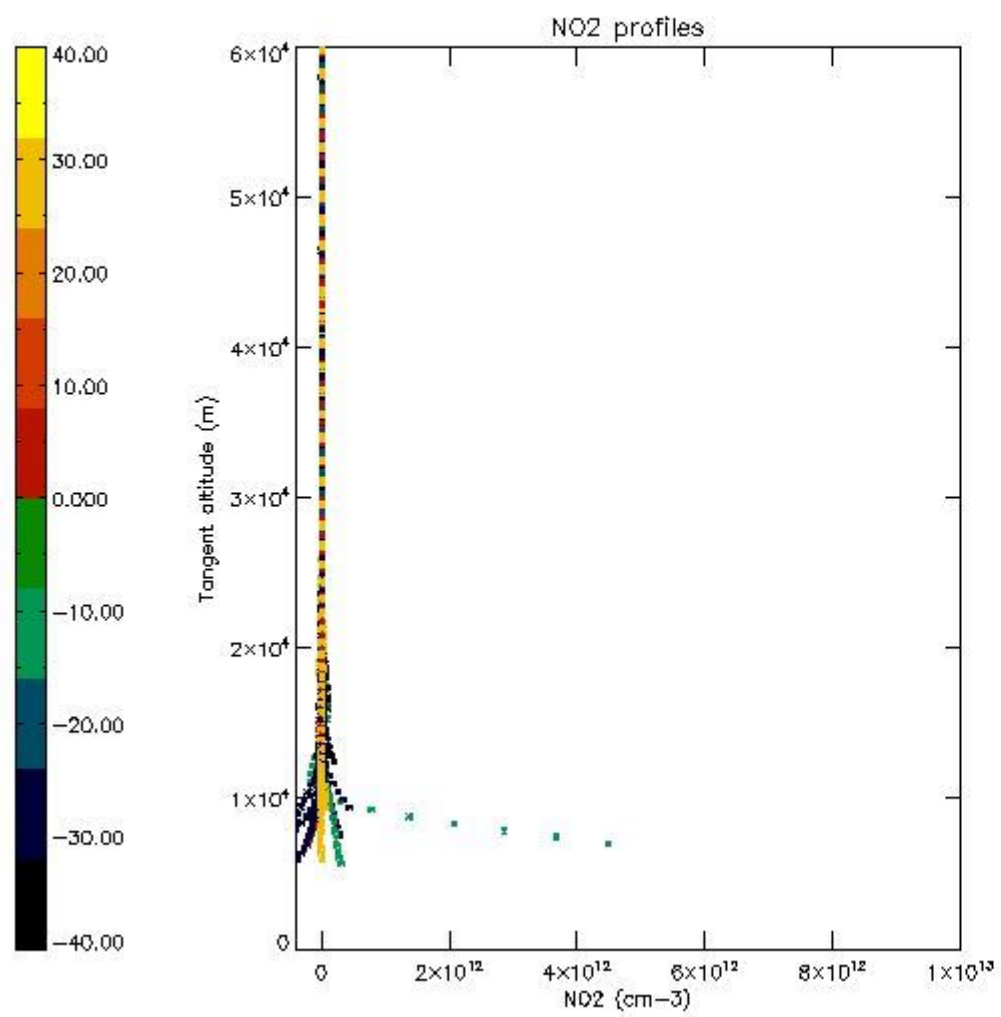
*5.5 Plot ozone profiles where STD < 5% (dark without errors)*

The colorbar represents the latitude.



*5.6 Plot NO<sub>2</sub> profiles for all STD (dark without errors)*

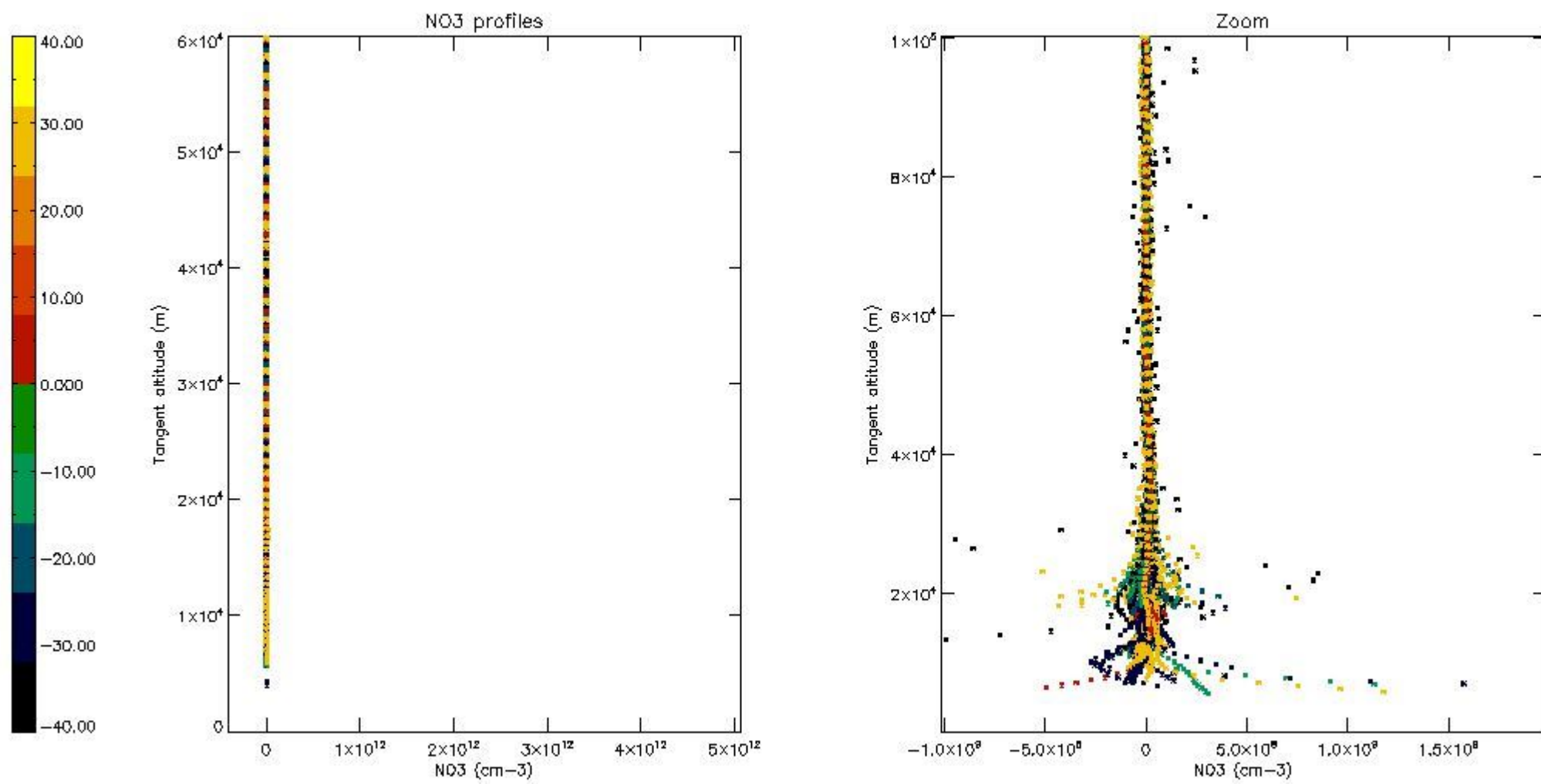
The colorbar represents the latitude.



*5.7 Plot NO3 profiles for all STD (dark without errors)*

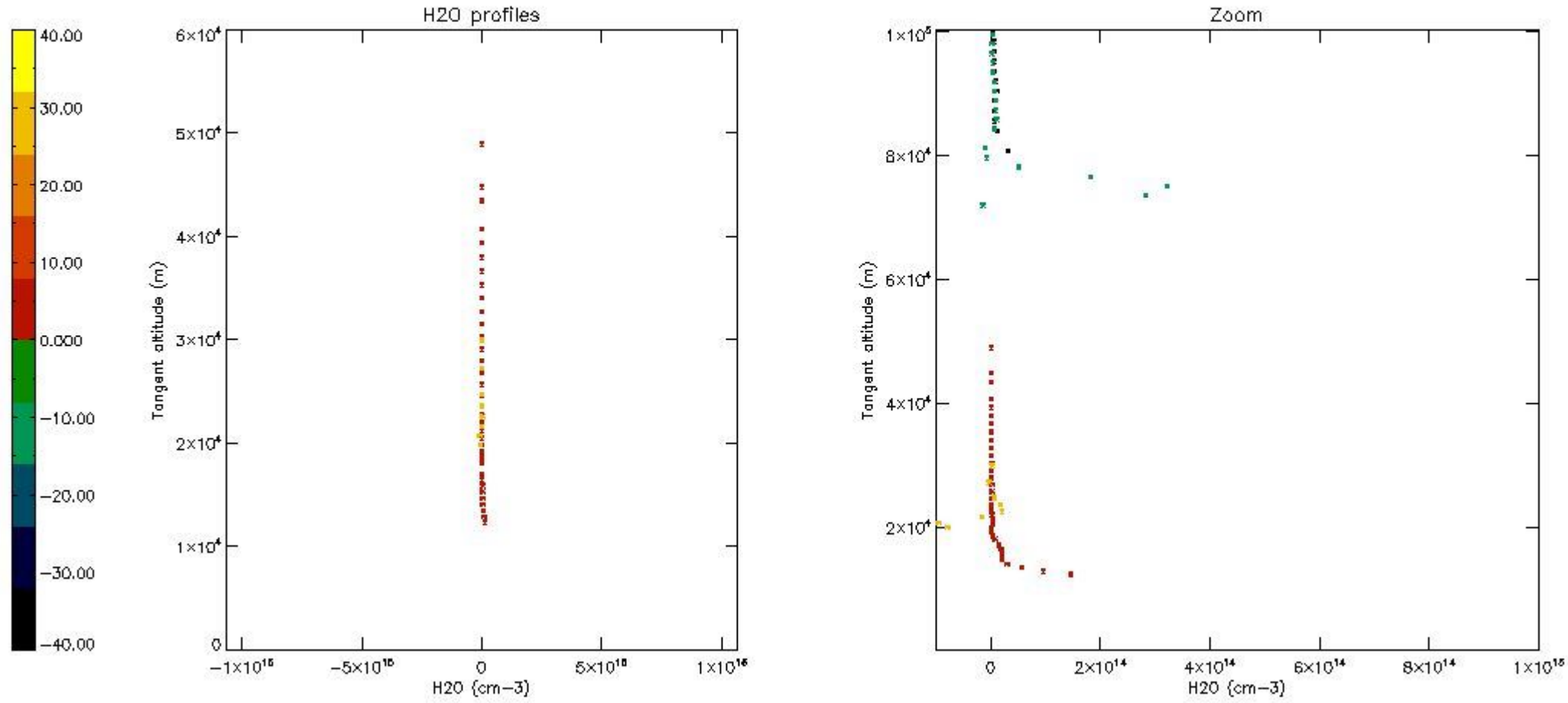
The colorbar represents the latitude.





5.8 Plot H<sub>2</sub>O profiles for all STD (only for occultations of stars 1,2,3,4,13,14,16,26,63 dark without errors)

The colorbar represents the latitude.



## 6. Auxiliary Data Files used for the production reported in section 2

The number reported in the third column indicates since which file (see list in section 2) the corresponding auxiliary file has been used. The fourth column is the date of those product files.

Type	Auxiliary Filename	Used since product	Used since product date
INST_PHYS_CHARACTERISTICS	GOM_INS_AXVIEC20091111_143220_20030716_120000_20500101_000000	1	23-OCT-2008 00:04:25
LEVEL-2_PROC_CONFIG	GOM_PR2_AXVIEC20091111_152718_20020301_000000_20500101_000000	1	23-OCT-2008 00:04:25
CROSS_SECTIONS_FILE	GOM_CRS_AXVIEC20091111_154832_20020301_000000_20500101_000000	1	23-OCT-2008 00:04:25

# GOMOS Level 2 Daily Report

## SUMMARY

### [1. General Info](#)

### [2. Summary of processed GOM\\_NL\\_2P products](#)

### [3. Level 2 Quality information per product](#)

#### [3.1 Plot of level 2 quality information per product \(time dependant\)](#)

#### [3.2 Plot of level 2 quality information per product \(world map\)](#)

### [4. Level 1 Quality information per product \(stored on level 2 products\)](#)

#### [4.1 Plot of level 1 quality information per product \(time dependant\)](#)

##### [4.1.1 Plot of level 1 quality information per product \(time dependant\): ASCENDING](#)

##### [4.1.2 Plot of level 1 quality information per product \(time dependant\): DESCENDING](#)

#### [4.2 Plot of level 1 quality information per product \(world map\)](#)

##### [4.2.1 Plot of level 1 quality information per product \(world map\): ASCENDING](#)

##### [4.2.2 Plot of level 1 quality information per product \(world map\): DESCENDING](#)

### [5. Ozone profiles based on quality statistics and other trace gas profiles](#)

#### [5.1 Ozone statistics based on quality of products](#)

#### [5.2 Plot ozone profiles for all STD \(dark without errors\)](#)

#### [5.3 Plot ozone profiles where STD < 20% \(dark without errors\)](#)

#### [5.4. Plot ozone profiles where STD < 10% \(dark without errors\)](#)

#### [5.5. Plot ozone profiles where STD < 5% \(dark without errors\)](#)

#### [5.6 Plot NO2 profiles for all STD \(dark without errors\)](#)

#### [5.7 Plot NO3 profiles for all STD \(dark without errors\)](#)

#### [5.8 Plot H2O profiles \(only for occultations of stars 1,2,3,4,13,14,16,26,63 dark without errors\) for all STD](#)

### [6. Auxiliary Data Files used for the production reported in section 2](#)



This report presents the daily analysis on parameters extracted from GOMOS level 2 data (GOM\_NL\_\_2P). It is intended to monitor some important parameters that will impact the quality of these products. A list of level 2 products (and content) that have arrived during the reporting day to the PCF is also given.

Item	Value
Time of report generation	25APR2013 21:19:03
Data source version	GOMOS/6.01
Start time of products	23-10-2008 (23OCT2008 00:00:00)
Stop time of products	24-10-2008 (24OCT2008 00:00:00)
Store outputs in DB	Yes
Nb of level 2 prods	270
Nb of prods with errors	0

## 2. Summary of processed GOM\_NL\_\_2P products.

Nr	Filename	UTC Start time	Limb	Duration	Star Id	Star Name	Star Mag	Star Temp	Nb Meas	Orbit	Prod. error
1	GOM_NL__2PRFIN20081023_000425_000000572073_00131_34754_6173.N1	23-OCT-2008 00:04:25	Dark	57.000	2	Alp Car	-0.73600	7000.0	114	34754	No
2	GOM_NL__2PRFIN20081023_001113_000000382073_00131_34754_6174.N1	23-OCT-2008 00:11:13	Dark	38.000	143	Alp Hyi	2.8570	7200.0	76	34754	No
3	GOM_NL__2PRFIN20081023_001238_000000402073_00131_34754_6175.N1	23-OCT-2008 00:12:38	Dark	40.000	9	Alp Eri	0.45300	24000.	80	34754	No
4	GOM_NL__2PRFIN20081023_001534_000000422073_00131_34754_6176.N1	23-OCT-2008 00:15:34	Straylight	42.000	157	The1Eri	2.9060	9300.0	84	34754	No
5	GOM_NL__2PRFIN20081023_002403_000000432073_00131_34754_6177.N1	23-OCT-2008 00:24:03	Straylight	43.000	52	16Bet Cet	2.0370	4500.0	86	34754	No
6	GOM_NL__2PRFIN20081023_003333_000000372073_00131_34754_6178.N1	23-OCT-2008 00:33:33	Bright	36.500	140	88Gam Peg	2.8340	26000.	73	34754	No
7	GOM_NL__2PRFIN20081023_003727_000000372073_00131_34754_6179.N1	23-OCT-2008 00:37:27	Bright	37.000	58	21Alp And	2.0730	11000.	74	34754	No
8	GOM_NL__2PRFIN20081023_003928_000000382073_00131_34754_6180.N1	23-OCT-2008 00:39:28	Bright	37.500	53	43Bet And	2.0480	3300.0	75	34754	No
9	GOM_NL__2PRFIN20081023_004512_000000362073_00131_34754_6181.N1	23-OCT-2008 00:45:12	Bright	35.500	68	18Alp Cas	2.2250	4500.0	71	34754	No
10	GOM_NL__2PRFIN20081023_004629_000000352073_00131_34754_6182.N1	23-OCT-2008 00:46:29	Bright	35.000	76	27Gam Cas	2.3000	30000.	70	34754	No
11	GOM_NL__2PRFIN20081023_005425_000000362073_00131_34754_6183.N1	23-OCT-2008 00:54:25	Bright	35.500	49	1Alp UMi	1.9900	6300.0	71	34754	No
12	GOM_NL__2PRFIN20081023_010239_000000382073_00131_34754_6184.N1	23-OCT-2008 01:02:39	Bright	38.000	36	50Alp UMa	1.8000	6300.0	76	34754	No
13	GOM_NL__2PRFIN20081023_010414_000000352073_00131_34754_6185.N1	23-OCT-2008 01:04:14	Bright	35.000	82	48Bet UMa	2.3650	10600.	70	34754	No
14	GOM_NL__2PRFIN20081023_010745_000000522073_00131_34754_6186.N1	23-OCT-2008 01:07:45	Bright	51.500	174	52Psi UMa	3.0040	4400.0	103	34754	No
15	GOM_NL__2PRFIN20081023_011546_000000602073_00131_34754_6187.N1	23-OCT-2008 01:15:46	Bright	59.500	51	41Gam1Leo	2.0100	4500.0	119	34754	No
16	GOM_NL__2PRFIN20081023_013420_000000362073_00131_34754_6188.N1	23-OCT-2008 01:34:20	Dark	36.000	113	Mu Vel	2.6920	5000.0	72	34754	No
17	GOM_NL__2PRFIN20081023_013558_000000432073_00131_34754_6189.N1	23-OCT-2008 01:35:58	Dark	42.500	65	Lam Vel	2.2040	4400.0	85	34754	No
18	GOM_NL__2PRFIN20081023_013853_000000392073_00132_34755_6186.N1	23-OCT-2008 01:38:53	Dark	38.500	46	Del Vel	1.9540	10600.	77	34755	No
19	GOM_NL__2PRFIN20081023_014021_000000502073_00132_34755_6187.N1	23-OCT-2008 01:40:21	Dark	50.000	41	Eps Car	1.8600	4100.0	100	34755	No
20	GOM_NL__2PRFIN20081023_014501_000000492073_00132_34755_6188.N1	23-OCT-2008 01:45:01	Dark	48.500	2	Alp Car	-0.73600	7000.0	97	34755	No
21	GOM_NL__2PRFIN20081023_015149_000000372073_00132_34755_6189.N1	23-OCT-2008 01:51:49	Dark	37.000	143	Alp Hyi	2.8570	7200.0	74	34755	No
22	GOM_NL__2PRFIN20081023_015314_000000392073_00132_34755_6190.N1	23-OCT-2008 01:53:14	Dark	38.500	9	Alp Eri	0.45300	24000.	77	34755	No
23	GOM_NL__2PRFIN20081023_015610_000000432073_00132_34755_6191.N1	23-OCT-2008 01:56:10	Straylight	42.500	157	The1Eri	2.9060	9300.0	85	34755	No
24	GOM_NL__2PRFIN20081023_020439_000000422073_00132_34755_6192.N1	23-OCT-2008 02:04:39	Straylight	41.500	52	16Bet Cet	2.0370	4500.0	83	34755	No
25	GOM_NL__2PRFIN20081023_021409_000000352073_00132_34755_6193.N1	23-OCT-2008 02:14:09	Bright	35.000	140	88Gam Peg	2.8340	26000.	70	34755	No
26	GOM_NL__2PRFIN20081023_021803_000000362073_00132_34755_6194.N1	23-OCT-2008 02:18:03	Bright	36.000	58	21Alp And	2.0730	11000.	72	34755	No
27	GOM_NL__2PRFIN20081023_022003_000000392073_00132_34755_6195.N1	23-OCT-2008 02:20:03	Bright	38.500	53	43Bet And	2.0480	3300.0	77	34755	No
28	GOM_NL__2PRFIN20081023_022548_000000372073_00132_34755_6196.N1	23-OCT-2008 02:25:48	Bright	36.500	68	18Alp Cas	2.2250	4500.0	73	34755	No
29	GOM_NL__2PRFIN20081023_022705_000000362073_00132_34755_6197.N1	23-OCT-2008 02:27:05	Bright	36.000	76	27Gam Cas	2.3000	30000.	72	34755	No
30	GOM_NL__2PRFIN20081023_023501_000000312073_00132_34755_6198.N1	23-OCT-2008 02:35:01	Bright	31.000	49	1Alp UMi	1.9900	6300.0	62	34755	No
31	GOM_NL__2PRFIN20081023_024315_000000382073_00132_34755_6199.N1	23-OCT-2008 02:43:15	Bright	38.000	36	50Alp UMa	1.8000	6300.0	76	34755	No
32	GOM_NL__2PRFIN20081023_024450_000000542073_00132_34755_6200.N1	23-OCT-2008 02:44:50	Bright	54.000	82	48Bet UMa	2.3650	10600.	108	34755	No
33	GOM_NL__2PRFIN20081023_024821_000000372073_00132_34755_6201.N1	23-OCT-2008 02:48:21	Bright	37.000	174	52Psi UMa	3.0040	4400.0	74	34755	No
34	GOM_NL__2PRFIN20081023_025622_000000432073_00132_34755_6202.N1	23-OCT-2008 02:56:22	Bright	43.000	51	41Gam1Leo	2.0100	4500.0	86	34755	No
35	GOM_NL__2PRFIN20081023_031456_000000422073_00132_34755_6203.N1	23-OCT-2008 03:14:56	Dark	41.500	113	Mu Vel	2.6920	5000.0	83	34755	No
36	GOM_NL__2PRFIN20081023_031634_000000522073_00132_34755_6204.N1	23-OCT-2008 03:16:34	Dark	52.000	65	Lam Vel	2.2040	4400.0	104	34755	No
37	GOM_NL__2PRFIN20081023_031929_000000412073_00133_34756_6197.N1	23-OCT-2008 03:19:29	Dark	40.500	46	Del Vel	1.9540	10600.	81	34756	No
38	GOM_NL__2PRFIN20081023_032058_000000442073_00133_34756_6198.N1	23-OCT-2008 03:20:58	Dark	44.000	41	Eps Car	1.8600	4100.0	88	34756	No
39	GOM_NL__2PRFIN20081023_032538_000000482073_00133_34756_6199.N1	23-OCT-2008 03:25:38	Dark	47.500	2	Alp Car	-0.73600	7000.0	95	34756	No
40	GOM_NL__2PRFIN20081023_033225_000000382073_00133_34756_6200.N1	23-OCT-2008 03:32:25	Dark	37.500	143	Alp Hyi	2.8570	7200.0	75	34756	No
41	GOM_NL__2PRFIN20081023_033350_000000452073_00133_34756_6201.N1	23-OCT-2008 03:33:50	Dark	45.000	9	Alp Eri	0.45300	24000.	90	34756	No
42	GOM_NL__2PRFIN20081023_033647_000000422073_00133_34756_6202.N1	23-OCT-2008 03:36:47	Straylight	41.500	157	The1Eri	2.9060	9300.0	83	34756	No

43	GOM_NL__2PRFIN20081023_034516_000000422073_00133_34756_6203.N1	23-OCT-2008 03:45:16	Straylight	41.500	52	16Bet Cet	2.0370	4500.0	83	34756	No
44	GOM_NL__2PRFIN20081023_035445_000000352073_00133_34756_6204.N1	23-OCT-2008 03:54:45	Bright	35.000	140	88Gam Peg	2.8340	26000.	70	34756	No
45	GOM_NL__2PRFIN20081023_035839_000000362073_00133_34756_6205.N1	23-OCT-2008 03:58:39	Bright	36.000	58	21Alp And	2.0730	11000.	72	34756	No
46	GOM_NL__2PRFIN20081023_040039_000000402073_00133_34756_6206.N1	23-OCT-2008 04:00:39	Bright	40.000	53	43Bet And	2.0480	3300.0	80	34756	No
47	GOM_NL__2PRFIN20081023_040624_000000352073_00133_34756_6207.N1	23-OCT-2008 04:06:24	Bright	34.500	68	18Alp Cas	2.2250	4500.0	69	34756	No
48	GOM_NL__2PRFIN20081023_040741_000000372073_00133_34756_6208.N1	23-OCT-2008 04:07:41	Bright	36.500	76	27Gam Cas	2.3000	30000.	73	34756	No
49	GOM_NL__2PRFIN20081023_041537_000000362073_00133_34756_6209.N1	23-OCT-2008 04:15:37	Bright	36.000	49	1Alp UMi	1.9900	6300.0	72	34756	No
50	GOM_NL__2PRFIN20081023_042351_000000382073_00133_34756_6210.N1	23-OCT-2008 04:23:51	Bright	37.500	36	50Alp UMa	1.8000	6300.0	75	34756	No
51	GOM_NL__2PRFIN20081023_042526_000000352073_00133_34756_6211.N1	23-OCT-2008 04:25:26	Bright	35.000	82	48Bet UMa	2.3650	10600.	70	34756	No
52	GOM_NL__2PRFIN20081023_042857_000000352073_00133_34756_6212.N1	23-OCT-2008 04:28:57	Bright	34.500	174	52Psi UMa	3.0040	4400.0	69	34756	No
53	GOM_NL__2PRFIN20081023_043658_000000432073_00133_34756_6213.N1	23-OCT-2008 04:36:58	Bright	43.000	51	41Gam1Leo	2.0100	4500.0	86	34756	No
54	GOM_NL__2PRFIN20081023_045532_000000412073_00133_34756_6214.N1	23-OCT-2008 04:55:32	Dark	40.500	113	Mu Vel	2.6920	5000.0	81	34756	No
55	GOM_NL__2PRFIN20081023_045711_000000582073_00133_34756_6215.N1	23-OCT-2008 04:57:11	Dark	58.000	65	Lam Vel	2.2040	4400.0	116	34756	No
56	GOM_NL__2PRFIN20081023_050134_000000522073_00134_34757_6207.N1	23-OCT-2008 05:01:34	Dark	51.500	41	Eps Car	1.8600	4100.0	103	34757	No
57	GOM_NL__2PRFIN20081023_050615_000000512073_00134_34757_6208.N1	23-OCT-2008 05:06:15	Dark	51.000	2	Alp Car	-0.73600	7000.0	102	34757	No
58	GOM_NL__2PRFIN20081023_051301_000000362073_00134_34757_6209.N1	23-OCT-2008 05:13:01	Dark	36.000	143	Alp Hyi	2.8570	7200.0	72	34757	No
59	GOM_NL__2PRFIN20081023_051426_000000392073_00134_34757_6210.N1	23-OCT-2008 05:14:26	Dark	39.000	9	Alp Eri	0.45300	24000.	78	34757	No
60	GOM_NL__2PRFIN20081023_051723_000000442073_00134_34757_6211.N1	23-OCT-2008 05:17:23	Straylight	43.500	157	The1Eri	2.9060	9300.0	87	34757	No
61	GOM_NL__2PRFIN20081023_052552_000000442073_00134_34757_6212.N1	23-OCT-2008 05:25:52	Straylight	44.000	52	16Bet Cet	2.0370	4500.0	88	34757	No
62	GOM_NL__2PRFIN20081023_053522_000000352073_00134_34757_6213.N1	23-OCT-2008 05:35:22	Bright	34.500	140	88Gam Peg	2.8340	26000.	69	34757	No
63	GOM_NL__2PRFIN20081023_053915_000000362073_00134_34757_6214.N1	23-OCT-2008 05:39:15	Bright	36.000	58	21Alp And	2.0730	11000.	72	34757	No
64	GOM_NL__2PRFIN20081023_054115_000000392073_00134_34757_6215.N1	23-OCT-2008 05:41:15	Bright	39.000	53	43Bet And	2.0480	3300.0	78	34757	No
65	GOM_NL__2PRFIN20081023_054659_000000372073_00134_34757_6216.N1	23-OCT-2008 05:46:59	Bright	37.000	68	18Alp Cas	2.2250	4500.0	74	34757	No
66	GOM_NL__2PRFIN20081023_054817_000000372073_00134_34757_6217.N1	23-OCT-2008 05:48:17	Bright	36.500	76	27Gam Cas	2.3000	30000.	73	34757	No
67	GOM_NL__2PRFIN20081023_055613_000000362073_00134_34757_6218.N1	23-OCT-2008 05:56:13	Bright	36.000	49	1Alp UMi	1.9900	6300.0	72	34757	No
68	GOM_NL__2PRFIN20081023_060427_000000392073_00134_34757_6219.N1	23-OCT-2008 06:04:27	Bright	38.500	36	50Alp UMa	1.8000	6300.0	77	34757	No
69	GOM_NL__2PRFIN20081023_060602_000000372073_00134_34757_6220.N1	23-OCT-2008 06:06:02	Bright	37.000	82	48Bet UMa	2.3650	10600.	74	34757	No
70	GOM_NL__2PRFIN20081023_060933_000000372073_00134_34757_6221.N1	23-OCT-2008 06:09:33	Bright	37.000	174	52Psi UMa	3.0040	4400.0	74	34757	No
71	GOM_NL__2PRFIN20081023_061734_000000432073_00134_34757_6222.N1	23-OCT-2008 06:17:34	Bright	43.000	51	41Gam1Leo	2.0100	4500.0	86	34757	No
72	GOM_NL__2PRFIN20081023_063609_000000392073_00134_34757_6223.N1	23-OCT-2008 06:36:09	Dark	39.000	113	Mu Vel	2.6920	5000.0	78	34757	No
73	GOM_NL__2PRFIN20081023_063748_000000512073_00134_34757_6224.N1	23-OCT-2008 06:37:48	Dark	51.000	65	Lam Vel	2.2040	4400.0	102	34757	No
74	GOM_NL__2PRFIN20081023_064043_000000472073_00135_34758_6234.N1	23-OCT-2008 06:40:43	Dark	46.500	46	Del Vel	1.9540	10600.	93	34758	No
75	GOM_NL__2PRFIN20081023_064235_000000372073_00135_34758_6235.N1	23-OCT-2008 06:42:35	Dark	36.500	29	Bet Car	1.6720	10200.	73	34758	No
76	GOM_NL__2PRFIN20081023_064652_000000502073_00135_34758_6236.N1	23-OCT-2008 06:46:52	Dark	49.500	2	Alp Car	-0.73600	7000.0	99	34758	No
77	GOM_NL__2PRFIN20081023_065337_000000372073_00135_34758_6237.N1	23-OCT-2008 06:53:37	Dark	36.500	143	Alp Hyi	2.8570	7200.0	73	34758	No
78	GOM_NL__2PRFIN20081023_065502_000000432073_00135_34758_6238.N1	23-OCT-2008 06:55:02	Dark	43.000	9	Alp Eri	0.45300	24000.	86	34758	No
79	GOM_NL__2PRFIN20081023_065800_000000432073_00135_34758_6239.N1	23-OCT-2008 06:58:00	Straylight	43.000	157	The1Eri	2.9060	9300.0	86	34758	No
80	GOM_NL__2PRFIN20081023_070628_000000442073_00135_34758_6240.N1	23-OCT-2008 07:06:28	Straylight	43.500	52	16Bet Cet	2.0370	4500.0	87	34758	No
81	GOM_NL__2PRFIN20081023_071558_000000342073_00135_34758_6241.N1	23-OCT-2008 07:15:58	Bright	34.000	140	88Gam Peg	2.8340	26000.	68	34758	No
82	GOM_NL__2PRFIN20081023_071951_000000362073_00135_34758_6242.N1	23-OCT-2008 07:19:51	Bright	35.500	58	21Alp And	2.0730	11000.	71	34758	No
83	GOM_NL__2PRFIN20081023_072151_000000402073_00135_34758_6243.N1	23-OCT-2008 07:21:51	Bright	39.500	53	43Bet And	2.0480	3300.0	79	34758	No
84	GOM_NL__2PRFIN20081023_072735_000000372073_00135_34758_6244.N1	23-OCT-2008 07:27:35	Bright	37.000	68	18Alp Cas	2.2250	4500.0	74	34758	No
85	GOM_NL__2PRFIN20081023_072853_000000372073_00135_34758_6245.N1	23-OCT-2008 07:28:53	Bright	36.500	76	27Gam Cas	2.3000	30000.	73	34758	No
86	GOM_NL__2PRFIN20081023_073649_000000332073_00135_34758_6246.N1	23-OCT-2008 07:36:49	Bright	33.000	49	1Alp UMi	1.9900	6300.0	66	34758	No
87	GOM_NL__2PRFIN20081023_074503_000000382073_00135_34758_6247.N1	23-OCT-2008 07:45:03	Bright	38.000	36	50Alp UMa	1.8000	6300.0	76	34758	No
88	GOM_NL__2PRFIN20081023_074638_000000362073_00135_34758_6248.N1	23-OCT-2008 07:46:38	Bright	36.000	82	48Bet UMa	2.3650	10600.	72	34758	No
89	GOM_NL__2PRFIN20081023_075009_000000372073_00135_34758_6249.N1	23-OCT-2008 07:50:09	Bright	36.500	174	52Psi UMa	3.0040	4400.0	73	34758	No
90	GOM_NL__2PRFIN20081023_075811_000000422073_00135_34758_6250.N1	23-OCT-2008 07:58:11	Bright	42.000	51	41Gam1Leo	2.0100	4500.0	84	34758	No
91	GOM_NL__2PRFIN20081023_081645_000000422073_00135_34758_6251.N1	23-OCT-2008 08:16:45	Dark	42.000	113	Mu Vel	2.6920	5000.0	84	34758	No
92	GOM_NL__2PRFIN20081023_081824_000000472073_00135_34758_6252.N1	23-OCT-2008 08:18:24	Dark	47.000	65	Lam Vel	2.2040	4400.0	94	34758	No
93	GOM_NL__2PRFIN20081023_082119_000000412073_00136_34759_6244.N1	23-OCT-2008 08:21:19	Dark	40.500	46	Del Vel	1.9540	10600.	81	34759	No
94	GOM_NL__2PRFIN20081023_082312_000000392073_00136_34759_6245.N1	23-OCT-2008 08:23:12	Dark	38.500	29	Bet Car	1.6720	10200.	77	34759	No
95	GOM_NL__2PRFIN20081023_082728_000000502073_00136_34759_6246.N1	23-OCT-2008 08:27:28	Dark	49.500	2	Alp Car	-0.73600	7000.0	99	34759	No
96	GOM_NL__2PRFIN20081023_083414_000000382073_00136_34759_6247.N1	23-OCT-2008 08:34:14	Dark	37.500	143	Alp Hyi	2.8570	7200.0	75	34759	No
97	GOM_NL__2PRFIN20081023_083539_000000382073_00136_34759_6248.N1	23-OCT-2008 08:35:39	Dark	38.000	9	Alp Eri	0.45300	24000.	76	34759	No
98	GOM_NL__2PRFIN20081023_083836_000000422073_00136_34759_6249.N1	23-OCT-2008 08:38:36	Straylight	42.000	157	The1Eri	2.9060	9300.0	84	34759	No
99	GOM_NL__2PRFIN20081023_084704_000000412073_00136_34759_6250.N1	23-OCT-2008 08:47:04	Straylight	41.000	52	16Bet Cet	2.0370	4500.0	82	34759	No
100	GOM_NL__2PRFIN20081023_085634_000000352073_00136_34759_6251.N1	23-OCT-2008 08:56:34	Bright	35.000	140	88Gam Peg	2.8340	26000.	70	34759	No
101	GOM_NL__2PRFIN20081023_090027_000000362073_00136_34759_6252.N1	23-OCT-2008 09:00:27	Bright	35.500	58	21Alp And	2.0730	11000.	71	34759	No

102	GOM_NL__2PRFIN20081023_090227_000000402073_00136_34759_6253.N1	23-OCT-2008 09:02:27	Bright	39.500	53	43Bet And	2.0480	3300.0	79	34759	No
103	GOM_NL__2PRFIN20081023_090811_000000362073_00136_34759_6254.N1	23-OCT-2008 09:08:11	Bright	36.000	68	18Alp Cas	2.2250	4500.0	72	34759	No
104	GOM_NL__2PRFIN20081023_090928_000000362073_00136_34759_6255.N1	23-OCT-2008 09:09:28	Bright	36.000	76	27Gam Cas	2.3000	30000.	72	34759	No
105	GOM_NL__2PRFIN20081023_091724_000000362073_00136_34759_6256.N1	23-OCT-2008 09:17:24	Bright	35.500	49	1Alp UMi	1.9900	6300.0	71	34759	No
106	GOM_NL__2PRFIN20081023_092539_000000372073_00136_34759_6257.N1	23-OCT-2008 09:25:39	Bright	37.000	36	50Alp UMa	1.8000	6300.0	74	34759	No
107	GOM_NL__2PRFIN20081023_092714_000000382073_00136_34759_6258.N1	23-OCT-2008 09:27:14	Bright	38.000	82	48Bet UMa	2.3650	10600.	76	34759	No
108	GOM_NL__2PRFIN20081023_093045_000000342073_00136_34759_6259.N1	23-OCT-2008 09:30:45	Bright	33.500	174	52Psi UMa	3.0040	4400.0	67	34759	No
109	GOM_NL__2PRFIN20081023_093847_000000432073_00136_34759_6260.N1	23-OCT-2008 09:38:47	Bright	42.500	51	41Gam1Leo	2.0100	4500.0	85	34759	No
110	GOM_NL__2PRFIN20081023_095721_000000402073_00136_34759_6261.N1	23-OCT-2008 09:57:21	Dark	39.500	113	Mu Vel	2.6920	5000.0	79	34759	No
111	GOM_NL__2PRFIN20081023_095901_000000432073_00136_34759_6262.N1	23-OCT-2008 09:59:01	Dark	42.500	65	Lam Vel	2.2040	4400.0	85	34759	No
112	GOM_NL__2PRFIN20081023_100156_000000412073_00137_34760_6250.N1	23-OCT-2008 10:01:56	Dark	40.500	46	Del Vel	1.9540	10600.	81	34760	No
113	GOM_NL__2PRFIN20081023_100348_000000382073_00137_34760_6251.N1	23-OCT-2008 10:03:48	Dark	37.500	29	Bet Car	1.6720	10200.	75	34760	No
114	GOM_NL__2PRFIN20081023_100805_000000482073_00137_34760_6252.N1	23-OCT-2008 10:08:05	Dark	48.000	2	Alp Car	-0.73600	7000.0	96	34760	No
115	GOM_NL__2PRFIN20081023_101450_000000362073_00137_34760_6253.N1	23-OCT-2008 10:14:50	Dark	36.000	143	Alp Hyi	2.8570	7200.0	72	34760	No
116	GOM_NL__2PRFIN20081023_101615_000000412073_00137_34760_6254.N1	23-OCT-2008 10:16:15	Dark	40.500	9	Alp Eri	0.45300	24000.	81	34760	No
117	GOM_NL__2PRFIN20081023_101912_000000422073_00137_34760_6255.N1	23-OCT-2008 10:19:12	Straylight	42.000	157	The1Eri	2.9060	9300.0	84	34760	No
118	GOM_NL__2PRFIN20081023_102740_000000442073_00137_34760_6256.N1	23-OCT-2008 10:27:40	Straylight	43.500	52	16Bet Cet	2.0370	4500.0	87	34760	No
119	GOM_NL__2PRFIN20081023_103710_000000342073_00137_34760_6257.N1	23-OCT-2008 10:37:10	Bright	34.000	140	88Gam Peg	2.8340	26000.	68	34760	No
120	GOM_NL__2PRFIN20081023_104103_000000352073_00137_34760_6258.N1	23-OCT-2008 10:41:03	Bright	35.000	58	21Alp And	2.0730	11000.	70	34760	No
121	GOM_NL__2PRFIN20081023_104302_000000382073_00137_34760_6259.N1	23-OCT-2008 10:43:02	Bright	37.500	53	43Bet And	2.0480	3300.0	75	34760	No
122	GOM_NL__2PRFIN20081023_104847_000000362073_00137_34760_6260.N1	23-OCT-2008 10:48:47	Bright	36.000	68	18Alp Cas	2.2250	4500.0	72	34760	No
123	GOM_NL__2PRFIN20081023_105004_000000372073_00137_34760_6261.N1	23-OCT-2008 10:50:04	Bright	36.500	76	27Gam Cas	2.3000	30000.	73	34760	No
124	GOM_NL__2PRFIN20081023_105800_000000362073_00137_34760_6262.N1	23-OCT-2008 10:58:00	Bright	36.000	49	1Alp UMi	1.9900	6300.0	72	34760	No
125	GOM_NL__2PRFIN20081023_110615_000000382073_00137_34760_6263.N1	23-OCT-2008 11:06:15	Bright	37.500	36	50Alp UMa	1.8000	6300.0	75	34760	No
126	GOM_NL__2PRFIN20081023_110750_000000342073_00137_34760_6264.N1	23-OCT-2008 11:07:50	Bright	34.000	82	48Bet UMa	2.3650	10600.	68	34760	No
127	GOM_NL__2PRFIN20081023_111121_000000382073_00137_34760_6265.N1	23-OCT-2008 11:11:21	Bright	37.500	174	52Psi UMa	3.0040	4400.0	75	34760	No
128	GOM_NL__2PRFIN20081023_111923_000000442073_00137_34760_6266.N1	23-OCT-2008 11:19:23	Bright	43.500	51	41Gam1Leo	2.0100	4500.0	87	34760	No
129	GOM_NL__2PRFIN20081023_113757_000000392073_00137_34760_6267.N1	23-OCT-2008 11:37:57	Dark	38.500	113	Mu Vel	2.6920	5000.0	77	34760	No
130	GOM_NL__2PRFIN20081023_113938_000000462073_00137_34760_6268.N1	23-OCT-2008 11:39:38	Dark	46.000	65	Lam Vel	2.2040	4400.0	92	34760	No
131	GOM_NL__2PRFIN20081023_114232_000000402073_00138_34761_6465.N1	23-OCT-2008 11:42:32	Dark	39.500	46	Del Vel	1.9540	10600.	79	34761	No
132	GOM_NL__2PRFIN20081023_114424_000000382073_00138_34761_6466.N1	23-OCT-2008 11:44:24	Dark	38.000	29	Bet Car	1.6720	10200.	76	34761	No
133	GOM_NL__2PRFIN20081023_114842_000000472073_00138_34761_6467.N1	23-OCT-2008 11:48:42	Dark	46.500	2	Alp Car	-0.73600	7000.0	93	34761	No
134	GOM_NL__2PRFIN20081023_115526_000000382073_00138_34761_6468.N1	23-OCT-2008 11:55:26	Dark	37.500	143	Alp Hyi	2.8570	7200.0	75	34761	No
135	GOM_NL__2PRFIN20081023_115651_000000432073_00138_34761_6469.N1	23-OCT-2008 11:56:51	Dark	42.500	9	Alp Eri	0.45300	24000.	85	34761	No
136	GOM_NL__2PRFIN20081023_115949_000000422073_00138_34761_6470.N1	23-OCT-2008 11:59:49	Straylight	42.000	157	The1Eri	2.9060	9300.0	84	34761	No
137	GOM_NL__2PRFIN20081023_120816_000000422073_00138_34761_6471.N1	23-OCT-2008 12:08:16	Straylight	42.000	52	16Bet Cet	2.0370	4500.0	84	34761	No
138	GOM_NL__2PRFIN20081023_121746_000000352073_00138_34761_6472.N1	23-OCT-2008 12:17:46	Bright	35.000	140	88Gam Peg	2.8340	26000.	70	34761	No
139	GOM_NL__2PRFIN20081023_122139_000000362073_00138_34761_6473.N1	23-OCT-2008 12:21:39	Bright	36.000	58	21Alp And	2.0730	11000.	72	34761	No
140	GOM_NL__2PRFIN20081023_122338_000000392073_00138_34761_6474.N1	23-OCT-2008 12:23:38	Bright	39.000	53	43Bet And	2.0480	3300.0	78	34761	No
141	GOM_NL__2PRFIN20081023_122923_000000372073_00138_34761_6475.N1	23-OCT-2008 12:29:23	Bright	37.000	68	18Alp Cas	2.2250	4500.0	74	34761	No
142	GOM_NL__2PRFIN20081023_123040_000000372073_00138_34761_6476.N1	23-OCT-2008 12:30:40	Bright	37.000	76	27Gam Cas	2.3000	30000.	74	34761	No
143	GOM_NL__2PRFIN20081023_123836_000000352073_00138_34761_6477.N1	23-OCT-2008 12:38:36	Bright	35.000	49	1Alp UMi	1.9900	6300.0	70	34761	No
144	GOM_NL__2PRFIN20081023_124651_000000342073_00138_34761_6478.N1	23-OCT-2008 12:46:51	Bright	33.500	36	50Alp UMa	1.8000	6300.0	67	34761	No
145	GOM_NL__2PRFIN20081023_124826_000000372073_00138_34761_6479.N1	23-OCT-2008 12:48:26	Bright	36.500	82	48Bet UMa	2.3650	10600.	73	34761	No
146	GOM_NL__2PRFIN20081023_125157_000000372073_00138_34761_6480.N1	23-OCT-2008 12:51:57	Bright	37.000	174	52Psi UMa	3.0040	4400.0	74	34761	No
147	GOM_NL__2PRFIN20081023_125959_000000532073_00138_34761_6481.N1	23-OCT-2008 12:59:59	Bright	53.000	51	41Gam1Leo	2.0100	4500.0	106	34761	No
148	GOM_NL__2PRFIN20081023_131833_000000392073_00138_34761_6482.N1	23-OCT-2008 13:18:33	Dark	38.500	113	Mu Vel	2.6920	5000.0	77	34761	No
149	GOM_NL__2PRFIN20081023_132014_000000482073_00138_34761_6483.N1	23-OCT-2008 13:20:14	Dark	47.500	65	Lam Vel	2.2040	4400.0	95	34761	No
150	GOM_NL__2PRFIN20081023_132309_000000392073_00139_34762_6463.N1	23-OCT-2008 13:23:09	Dark	38.500	46	Del Vel	1.9540	10600.	77	34762	No
151	GOM_NL__2PRFIN20081023_132500_000000382073_00139_34762_6464.N1	23-OCT-2008 13:25:00	Dark	37.500	29	Bet Car	1.6720	10200.	75	34762	No
152	GOM_NL__2PRFIN20081023_132919_000000482073_00139_34762_6465.N1	23-OCT-2008 13:29:19	Dark	48.000	2	Alp Car	-0.73600	7000.0	96	34762	No
153	GOM_NL__2PRFIN20081023_133602_000000372073_00139_34762_6466.N1	23-OCT-2008 13:36:02	Dark	37.000	143	Alp Hyi	2.8570	7200.0	74	34762	No
154	GOM_NL__2PRFIN20081023_133727_000000442073_00139_34762_6467.N1	23-OCT-2008 13:37:27	Dark	43.500	9	Alp Eri	0.45300	24000.	87	34762	No
155	GOM_NL__2PRFIN20081023_134025_000000412073_00139_34762_6468.N1	23-OCT-2008 13:40:25	Straylight	40.500	157	The1Eri	2.9060	9300.0	81	34762	No
156	GOM_NL__2PRFIN20081023_134852_000000392073_00139_34762_6469.N1	23-OCT-2008 13:48:52	Straylight	39.000	52	16Bet Cet	2.0370	4500.0	78	34762	No
157	GOM_NL__2PRFIN20081023_135822_000000372073_00139_34762_6470.N1	23-OCT-2008 13:58:22	Bright	36.500	140	88Gam Peg	2.8340	26000.	73	34762	No
158	GOM_NL__2PRFIN20081023_140215_000000362073_00139_34762_6471.N1	23-OCT-2008 14:02:15	Bright	36.000	58	21Alp And	2.0730	11000.	72	34762	No
159	GOM_NL__2PRFIN20081023_140414_000000392073_00139_34762_6472.N1	23-OCT-2008 14:04:14	Bright	38.500	53	43Bet And	2.0480	3300.0	77	34762	No
160	GOM_NL__2PRFIN20081023_140959_000000382073_00139_34762_6473.N1	23-OCT-2008 14:09:59	Bright	37.500	68	18Alp Cas	2.2250	4500.0	75	34762	No



161	GOM_NL__2PRFIN20081023_141115_000000372073_00139_34762_6474.N1	23-OCT-2008 14:11:15	Bright	36.500	76	27Gam Cas	2.3000	30000.	73	34762	No
162	GOM_NL__2PRFIN20081023_141912_000000372073_00139_34762_6475.N1	23-OCT-2008 14:19:12	Bright	36.500	49	1Alp UMi	1.9900	6300.0	73	34762	No
163	GOM_NL__2PRFIN20081023_142726_000000382073_00139_34762_6476.N1	23-OCT-2008 14:27:26	Bright	37.500	36	50Alp UMa	1.8000	6300.0	75	34762	No
164	GOM_NL__2PRFIN20081023_142901_000000372073_00139_34762_6477.N1	23-OCT-2008 14:29:01	Bright	37.000	82	48Bet UMa	2.3650	10600.	74	34762	No
165	GOM_NL__2PRFIN20081023_143233_000000382073_00139_34762_6478.N1	23-OCT-2008 14:32:33	Bright	37.500	174	52Psi UMa	3.0040	4400.0	75	34762	No
166	GOM_NL__2PRFIN20081023_144035_000000412073_00139_34762_6479.N1	23-OCT-2008 14:40:35	Bright	41.000	51	41Gam1Leo	2.0100	4500.0	82	34762	No
167	GOM_NL__2PRFIN20081023_145910_000000382073_00139_34762_6480.N1	23-OCT-2008 14:59:10	Dark	37.500	113	Mu Vel	2.6920	5000.0	75	34762	No
168	GOM_NL__2PRFIN20081023_150051_000000542073_00139_34762_6481.N1	23-OCT-2008 15:00:51	Dark	53.500	65	Lam Vel	2.2040	4400.0	107	34762	No
169	GOM_NL__2PRFIN20081023_150345_000000412073_00140_34763_6280.N1	23-OCT-2008 15:03:45	Dark	41.000	46	Del Vel	1.9540	10600.	82	34763	No
170	GOM_NL__2PRFIN20081023_150536_000000372073_00140_34763_6281.N1	23-OCT-2008 15:05:36	Dark	36.500	29	Bet Car	1.6720	10200.	73	34763	No
171	GOM_NL__2PRFIN20081023_150955_000000472073_00140_34763_6282.N1	23-OCT-2008 15:09:55	Dark	47.000	2	Alp Car	-0.73600	7000.0	94	34763	No
172	GOM_NL__2PRFIN20081023_151638_000000372073_00140_34763_6283.N1	23-OCT-2008 15:16:38	Dark	37.000	143	Alp Hyi	2.8570	7200.0	74	34763	No
173	GOM_NL__2PRFIN20081023_151803_000000462073_00140_34763_6284.N1	23-OCT-2008 15:18:03	Dark	45.500	9	Alp Eri	0.45300	24000.	91	34763	No
174	GOM_NL__2PRFIN20081023_152101_000000432073_00140_34763_6285.N1	23-OCT-2008 15:21:01	Straylight	43.000	157	The1Eri	2.9060	9300.0	86	34763	No
175	GOM_NL__2PRFIN20081023_152928_000000412073_00140_34763_6286.N1	23-OCT-2008 15:29:28	Straylight	41.000	52	16Bet Cet	2.0370	4500.0	82	34763	No
176	GOM_NL__2PRFIN20081023_153858_000000362073_00140_34763_6287.N1	23-OCT-2008 15:38:58	Bright	36.000	140	88Gam Peg	2.8340	26000.	72	34763	No
177	GOM_NL__2PRFIN20081023_154251_000000362073_00140_34763_6288.N1	23-OCT-2008 15:42:51	Bright	36.000	58	21Alp And	2.0730	11000.	72	34763	No
178	GOM_NL__2PRFIN20081023_154450_000000382073_00140_34763_6289.N1	23-OCT-2008 15:44:50	Bright	37.500	53	43Bet And	2.0480	3300.0	75	34763	No
179	GOM_NL__2PRFIN20081023_155034_000000342073_00140_34763_6290.N1	23-OCT-2008 15:50:34	Bright	34.000	68	18Alp Cas	2.2250	4500.0	68	34763	No
180	GOM_NL__2PRFIN20081023_155151_000000352073_00140_34763_6291.N1	23-OCT-2008 15:51:51	Bright	34.500	76	27Gam Cas	2.3000	30000.	69	34763	No
181	GOM_NL__2PRFIN20081023_155948_000000372073_00140_34763_6292.N1	23-OCT-2008 15:59:48	Bright	36.500	49	1Alp UMi	1.9900	6300.0	73	34763	No
182	GOM_NL__2PRFIN20081023_160802_000000392073_00140_34763_6293.N1	23-OCT-2008 16:08:02	Bright	38.500	36	50Alp UMa	1.8000	6300.0	77	34763	No
183	GOM_NL__2PRFIN20081023_160937_000000362073_00140_34763_6294.N1	23-OCT-2008 16:09:37	Bright	35.500	82	48Bet UMa	2.3650	10600.	71	34763	No
184	GOM_NL__2PRFIN20081023_161309_000000392073_00140_34763_6295.N1	23-OCT-2008 16:13:09	Bright	38.500	174	52Psi UMa	3.0040	4400.0	77	34763	No
185	GOM_NL__2PRFIN20081023_162112_000000412073_00140_34763_6296.N1	23-OCT-2008 16:21:12	Bright	41.000	51	41Gam1Leo	2.0100	4500.0	82	34763	No
186	GOM_NL__2PRFIN20081023_163946_000000402073_00140_34763_6297.N1	23-OCT-2008 16:39:46	Dark	40.000	113	Mu Vel	2.6920	5000.0	80	34763	No
187	GOM_NL__2PRFIN20081023_164128_000000482073_00140_34763_6298.N1	23-OCT-2008 16:41:28	Dark	48.000	65	Lam Vel	2.2040	4400.0	96	34763	No
188	GOM_NL__2PRFIN20081023_164422_000000412073_00141_34764_6311.N1	23-OCT-2008 16:44:22	Dark	40.500	46	Del Vel	1.9540	10600.	81	34764	No
189	GOM_NL__2PRFIN20081023_164613_000000382073_00141_34764_6312.N1	23-OCT-2008 16:46:13	Dark	38.000	29	Bet Car	1.6720	10200.	76	34764	No
190	GOM_NL__2PRFIN20081023_165032_000000482073_00141_34764_6313.N1	23-OCT-2008 16:50:32	Dark	47.500	2	Alp Car	-0.73600	7000.0	95	34764	No
191	GOM_NL__2PRFIN20081023_165714_000000372073_00141_34764_6314.N1	23-OCT-2008 16:57:14	Dark	37.000	143	Alp Hyi	2.8570	7200.0	74	34764	No
192	GOM_NL__2PRFIN20081023_165839_000000462073_00141_34764_6315.N1	23-OCT-2008 16:58:39	Dark	45.500	9	Alp Eri	0.45300	24000.	91	34764	No
193	GOM_NL__2PRFIN20081023_170138_000000442073_00141_34764_6316.N1	23-OCT-2008 17:01:38	Straylight	43.500	157	The1Eri	2.9060	9300.0	87	34764	No
194	GOM_NL__2PRFIN20081023_171004_000000442073_00141_34764_6317.N1	23-OCT-2008 17:10:04	Straylight	43.500	52	16Bet Cet	2.0370	4500.0	87	34764	No
195	GOM_NL__2PRFIN20081023_171934_000000362073_00141_34764_6318.N1	23-OCT-2008 17:19:34	Bright	35.500	140	88Gam Peg	2.8340	26000.	71	34764	No
196	GOM_NL__2PRFIN20081023_172327_000000352073_00141_34764_6319.N1	23-OCT-2008 17:23:27	Bright	35.000	58	21Alp And	2.0730	11000.	70	34764	No
197	GOM_NL__2PRFIN20081023_172525_000000392073_00141_34764_6320.N1	23-OCT-2008 17:25:25	Bright	39.000	53	43Bet And	2.0480	3300.0	78	34764	No
198	GOM_NL__2PRFIN20081023_173110_000000372073_00141_34764_6321.N1	23-OCT-2008 17:31:10	Bright	36.500	68	18Alp Cas	2.2250	4500.0	73	34764	No
199	GOM_NL__2PRFIN20081023_173227_000000362073_00141_34764_6322.N1	23-OCT-2008 17:32:27	Bright	35.500	76	27Gam Cas	2.3000	30000.	71	34764	No
200	GOM_NL__2PRFIN20081023_174024_000000362073_00141_34764_6323.N1	23-OCT-2008 17:40:24	Bright	35.500	49	1Alp UMi	1.9900	6300.0	71	34764	No
201	GOM_NL__2PRFIN20081023_174838_000000352073_00141_34764_6324.N1	23-OCT-2008 17:48:38	Bright	35.000	36	50Alp UMa	1.8000	6300.0	70	34764	No
202	GOM_NL__2PRFIN20081023_175013_000000542073_00141_34764_6325.N1	23-OCT-2008 17:50:13	Bright	54.000	82	48Bet UMa	2.3650	10600.	108	34764	No
203	GOM_NL__2PRFIN20081023_175345_000000372073_00141_34764_6326.N1	23-OCT-2008 17:53:45	Bright	36.500	174	52Psi UMa	3.0040	4400.0	73	34764	No
204	GOM_NL__2PRFIN20081023_180148_000000292073_00141_34764_6327.N1	23-OCT-2008 18:01:48	Tw_i_and_stray	29.000	51	41Gam1Leo	2.0100	4500.0	58	34764	No
205	GOM_NL__2PRFIN20081023_182022_000000402073_00141_34764_6328.N1	23-OCT-2008 18:20:22	Dark	39.500	113	Mu Vel	2.6920	5000.0	79	34764	No
206	GOM_NL__2PRFIN20081023_182204_000000542073_00141_34764_6329.N1	23-OCT-2008 18:22:04	Dark	53.500	65	Lam Vel	2.2040	4400.0	107	34764	No
207	GOM_NL__2PRFIN20081023_182458_000000392073_00142_34765_6329.N1	23-OCT-2008 18:24:58	Dark	39.000	46	Del Vel	1.9540	10600.	78	34765	No
208	GOM_NL__2PRFIN20081023_182649_000000392073_00142_34765_6330.N1	23-OCT-2008 18:26:49	Dark	39.000	29	Bet Car	1.6720	10200.	78	34765	No
209	GOM_NL__2PRFIN20081023_183109_000000502073_00142_34765_6331.N1	23-OCT-2008 18:31:09	Dark	49.500	2	Alp Car	-0.73600	7000.0	99	34765	No
210	GOM_NL__2PRFIN20081023_183751_000000382073_00142_34765_6332.N1	23-OCT-2008 18:37:51	Dark	38.000	143	Alp Hyi	2.8570	7200.0	76	34765	No
211	GOM_NL__2PRFIN20081023_183916_000000452073_00142_34765_6333.N1	23-OCT-2008 18:39:16	Dark	44.500	9	Alp Eri	0.45300	24000.	89	34765	No
212	GOM_NL__2PRFIN20081023_184214_000000412073_00142_34765_6334.N1	23-OCT-2008 18:42:14	Straylight	41.000	157	The1Eri	2.9060	9300.0	82	34765	No
213	GOM_NL__2PRFIN20081023_185040_000000432073_00142_34765_6335.N1	23-OCT-2008 18:50:40	Straylight	42.500	52	16Bet Cet	2.0370	4500.0	85	34765	No
214	GOM_NL__2PRFIN20081023_190010_000000362073_00142_34765_6336.N1	23-OCT-2008 19:00:10	Bright	36.000	140	88Gam Peg	2.8340	26000.	72	34765	No
215	GOM_NL__2PRFIN20081023_190403_000000352073_00142_34765_6337.N1	23-OCT-2008 19:04:03	Bright	35.000	58	21Alp And	2.0730	11000.	70	34765	No
216	GOM_NL__2PRFIN20081023_190601_000000382073_00142_34765_6338.N1	23-OCT-2008 19:06:01	Bright	37.500	53	43Bet And	2.0480	3300.0	75	34765	No
217	GOM_NL__2PRFIN20081023_191146_000000372073_00142_34765_6339.N1	23-OCT-2008 19:11:46	Bright	37.000	68	18Alp Cas	2.2250	4500.0	74	34765	No
218	GOM_NL__2PRFIN20081023_191303_000000372073_00142_34765_6340.N1	23-OCT-2008 19:13:03	Bright	36.500	76	27Gam Cas	2.3000	30000.	73	34765	No
219	GOM_NL__2PRFIN20081023_192100_000000372073_00142_34765_6341.N1	23-OCT-2008 19:21:00	Bright	36.500	49	1Alp UMi	1.9900	6300.0	73	34765	No

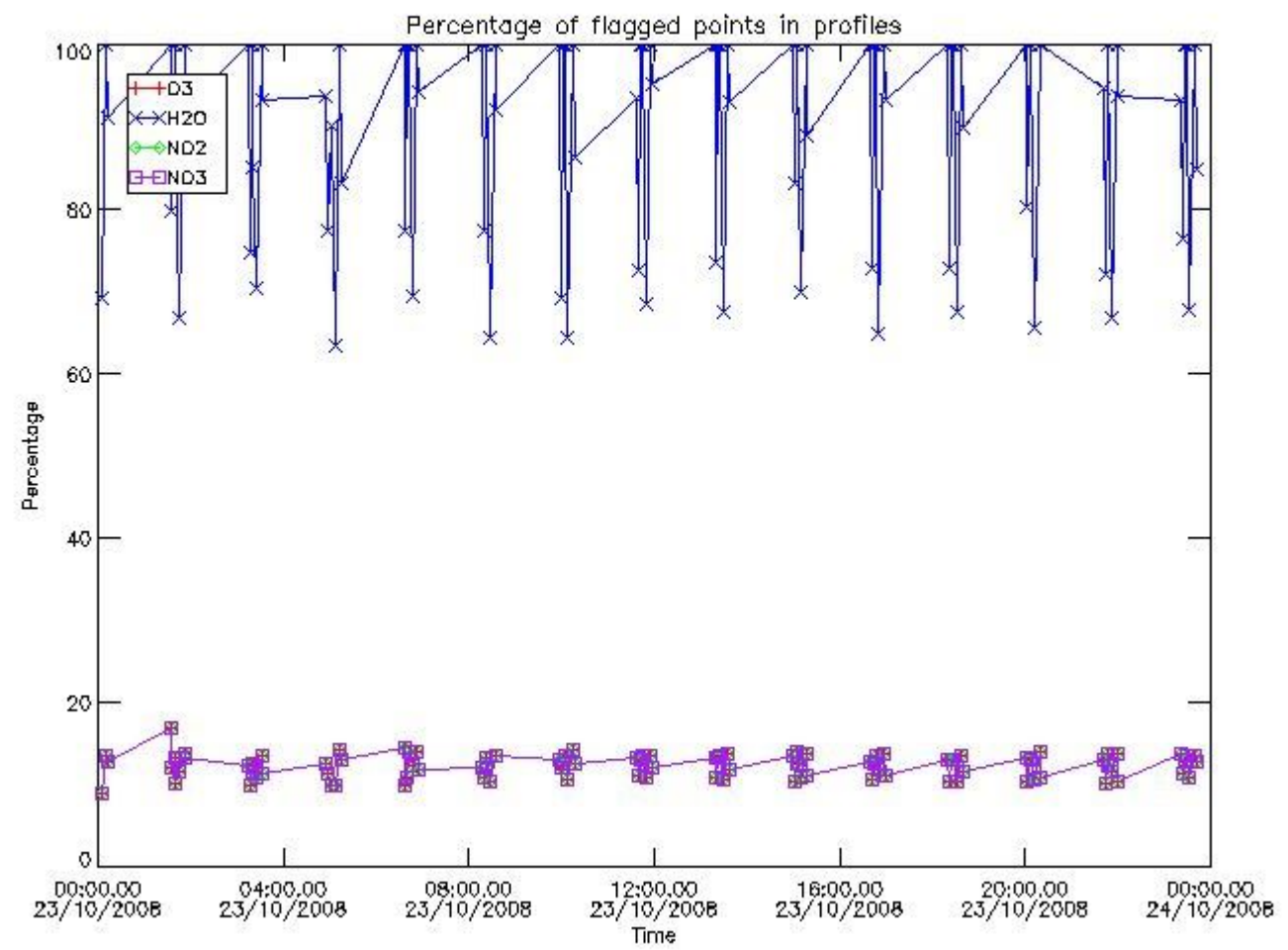


220	GOM_NL__2PRFIN20081023_192914_000000382073_00142_34765_6342.N1	23-OCT-2008 19:29:14	Bright	37.500	36	50Alp UMa	1.8000	6300.0	75	34765	No
221	GOM_NL__2PRFIN20081023_193049_000000362073_00142_34765_6343.N1	23-OCT-2008 19:30:49	Bright	35.500	82	48Bet UMa	2.3650	10600.	71	34765	No
222	GOM_NL__2PRFIN20081023_193421_000000542073_00142_34765_6344.N1	23-OCT-2008 19:34:21	Bright	54.000	174	52Psi UMa	3.0040	4400.0	108	34765	No
223	GOM_NL__2PRFIN20081023_194224_000000292073_00142_34765_6345.N1	23-OCT-2008 19:42:24	Twilight	29.000	51	41Gam1Leo	2.0100	4500.0	58	34765	No
224	GOM_NL__2PRFIN20081023_200058_000000392073_00142_34765_6346.N1	23-OCT-2008 20:00:58	Dark	38.500	113	Mu Vel	2.6920	5000.0	77	34765	No
225	GOM_NL__2PRFIN20081023_200241_000000542073_00142_34765_6347.N1	23-OCT-2008 20:02:41	Dark	53.500	65	Lam Vel	2.2040	4400.0	107	34765	No
226	GOM_NL__2PRFIN20081023_200535_000000402073_00143_34766_6340.N1	23-OCT-2008 20:05:35	Dark	39.500	46	Del Vel	1.9540	10600.	79	34766	No
227	GOM_NL__2PRFIN20081023_200725_000000392073_00143_34766_6341.N1	23-OCT-2008 20:07:25	Dark	38.500	29	Bet Car	1.6720	10200.	77	34766	No
228	GOM_NL__2PRFIN20081023_201146_000000492073_00143_34766_6342.N1	23-OCT-2008 20:11:46	Dark	48.500	2	Alp Car	-0.73600	7000.0	97	34766	No
229	GOM_NL__2PRFIN20081023_201827_000000372073_00143_34766_6343.N1	23-OCT-2008 20:18:27	Dark	36.500	143	Alp Hyi	2.8570	7200.0	73	34766	No
230	GOM_NL__2PRFIN20081023_201952_000000472073_00143_34766_6344.N1	23-OCT-2008 20:19:52	Dark	47.000	9	Alp Eri	0.45300	24000.	94	34766	No
231	GOM_NL__2PRFIN20081023_202250_000000422073_00143_34766_6345.N1	23-OCT-2008 20:22:50	Straylight	42.000	157	The1Eri	2.9060	9300.0	84	34766	No
232	GOM_NL__2PRFIN20081023_203117_000000412073_00143_34766_6346.N1	23-OCT-2008 20:31:17	Straylight	41.000	52	16Bet Cet	2.0370	4500.0	82	34766	No
233	GOM_NL__2PRFIN20081023_204046_000000362073_00143_34766_6347.N1	23-OCT-2008 20:40:46	Bright	36.000	140	88Gam Peg	2.8340	26000.	72	34766	No
234	GOM_NL__2PRFIN20081023_204439_000000362073_00143_34766_6348.N1	23-OCT-2008 20:44:39	Bright	36.000	58	21Alp And	2.0730	11000.	72	34766	No
235	GOM_NL__2PRFIN20081023_204637_000000402073_00143_34766_6349.N1	23-OCT-2008 20:46:37	Bright	39.500	53	43Bet And	2.0480	3300.0	79	34766	No
236	GOM_NL__2PRFIN20081023_205222_000000372073_00143_34766_6350.N1	23-OCT-2008 20:52:22	Bright	36.500	68	18Alp Cas	2.2250	4500.0	73	34766	No
237	GOM_NL__2PRFIN20081023_205339_000000522073_00143_34766_6351.N1	23-OCT-2008 20:53:39	Bright	52.000	76	27Gam Cas	2.3000	30000.	104	34766	No
238	GOM_NL__2PRFIN20081023_210136_000000362073_00143_34766_6352.N1	23-OCT-2008 21:01:36	Bright	35.500	49	1Alp UMi	1.9900	6300.0	71	34766	No
239	GOM_NL__2PRFIN20081023_210950_000000342073_00143_34766_6353.N1	23-OCT-2008 21:09:50	Bright	34.000	36	50Alp UMa	1.8000	6300.0	68	34766	No
240	GOM_NL__2PRFIN20081023_211125_000000342073_00143_34766_6354.N1	23-OCT-2008 21:11:25	Bright	34.000	82	48Bet UMa	2.3650	10600.	68	34766	No
241	GOM_NL__2PRFIN20081023_211457_000000362073_00143_34766_6355.N1	23-OCT-2008 21:14:57	Bright	36.000	174	52Psi UMa	3.0040	4400.0	72	34766	No
242	GOM_NL__2PRFIN20081023_212158_000000542073_00143_34766_6356.N1	23-OCT-2008 21:21:58	Bright	53.500	96	68Del Leo	2.5600	9300.0	107	34766	No
243	GOM_NL__2PRFIN20081023_214135_000000392073_00143_34766_6357.N1	23-OCT-2008 21:41:35	Dark	39.000	113	Mu Vel	2.6920	5000.0	78	34766	No
244	GOM_NL__2PRFIN20081023_214318_000000512073_00143_34766_6358.N1	23-OCT-2008 21:43:18	Dark	50.500	65	Lam Vel	2.2040	4400.0	101	34766	No
245	GOM_NL__2PRFIN20081023_214611_000000422073_00144_34767_6362.N1	23-OCT-2008 21:46:11	Dark	41.500	46	Del Vel	1.9540	10600.	83	34767	No
246	GOM_NL__2PRFIN20081023_214801_000000372073_00144_34767_6363.N1	23-OCT-2008 21:48:01	Dark	37.000	29	Bet Car	1.6720	10200.	74	34767	No
247	GOM_NL__2PRFIN20081023_215222_000000492073_00144_34767_6364.N1	23-OCT-2008 21:52:22	Dark	48.500	2	Alp Car	-0.73600	7000.0	97	34767	No
248	GOM_NL__2PRFIN20081023_215903_000000372073_00144_34767_6365.N1	23-OCT-2008 21:59:03	Dark	37.000	143	Alp Hyi	2.8570	7200.0	74	34767	No
249	GOM_NL__2PRFIN20081023_220028_000000492073_00144_34767_6366.N1	23-OCT-2008 22:00:28	Dark	49.000	9	Alp Eri	0.45300	24000.	98	34767	No
250	GOM_NL__2PRFIN20081023_220327_000000412073_00144_34767_6367.N1	23-OCT-2008 22:03:27	Straylight	41.000	157	The1Eri	2.9060	9300.0	82	34767	No
251	GOM_NL__2PRFIN20081023_221153_000000432073_00144_34767_6368.N1	23-OCT-2008 22:11:53	Straylight	42.500	52	16Bet Cet	2.0370	4500.0	85	34767	No
252	GOM_NL__2PRFIN20081023_222122_000000352073_00144_34767_6369.N1	23-OCT-2008 22:21:22	Bright	34.500	140	88Gam Peg	2.8340	26000.	69	34767	No
253	GOM_NL__2PRFIN20081023_222515_000000362073_00144_34767_6370.N1	23-OCT-2008 22:25:15	Bright	36.000	58	21Alp And	2.0730	11000.	72	34767	No
254	GOM_NL__2PRFIN20081023_222713_000000402073_00144_34767_6371.N1	23-OCT-2008 22:27:13	Bright	39.500	53	43Bet And	2.0480	3300.0	79	34767	No
255	GOM_NL__2PRFIN20081023_223258_000000372073_00144_34767_6372.N1	23-OCT-2008 22:32:58	Bright	36.500	68	18Alp Cas	2.2250	4500.0	73	34767	No
256	GOM_NL__2PRFIN20081023_223414_000000352073_00144_34767_6373.N1	23-OCT-2008 22:34:14	Bright	35.000	76	27Gam Cas	2.3000	30000.	70	34767	No
257	GOM_NL__2PRFIN20081023_224212_000000372073_00144_34767_6374.N1	23-OCT-2008 22:42:12	Bright	36.500	49	1Alp UMi	1.9900	6300.0	73	34767	No
258	GOM_NL__2PRFIN20081023_225026_000000392073_00144_34767_6375.N1	23-OCT-2008 22:50:26	Bright	39.000	36	50Alp UMa	1.8000	6300.0	78	34767	No
259	GOM_NL__2PRFIN20081023_225201_000000382073_00144_34767_6376.N1	23-OCT-2008 22:52:01	Bright	38.000	82	48Bet UMa	2.3650	10600.	76	34767	No
260	GOM_NL__2PRFIN20081023_225533_000000542073_00144_34767_6377.N1	23-OCT-2008 22:55:33	Bright	54.000	174	52Psi UMa	3.0040	4400.0	108	34767	No
261	GOM_NL__2PRFIN20081023_230234_000000352073_00144_34767_6378.N1	23-OCT-2008 23:02:34	Bright	34.500	96	68Del Leo	2.5600	9300.0	69	34767	No
262	GOM_NL__2PRFIN20081023_232211_000000372073_00144_34767_6379.N1	23-OCT-2008 23:22:11	Dark	37.000	113	Mu Vel	2.6920	5000.0	74	34767	No
263	GOM_NL__2PRFIN20081023_232354_000000452073_00144_34767_6380.N1	23-OCT-2008 23:23:54	Dark	45.000	65	Lam Vel	2.2040	4400.0	90	34767	No
264	GOM_NL__2PRFIN20081023_232648_000000402073_00145_34768_6376.N1	23-OCT-2008 23:26:48	Dark	39.500	46	Del Vel	1.9540	10600.	79	34768	No
265	GOM_NL__2PRFIN20081023_232837_000000382073_00145_34768_6377.N1	23-OCT-2008 23:28:37	Dark	37.500	29	Bet Car	1.6720	10200.	75	34768	No
266	GOM_NL__2PRFIN20081023_233259_000000472073_00145_34768_6378.N1	23-OCT-2008 23:32:59	Dark	47.000	2	Alp Car	-0.73600	7000.0	94	34768	No
267	GOM_NL__2PRFIN20081023_233939_000000382073_00145_34768_6379.N1	23-OCT-2008 23:39:39	Dark	37.500	143	Alp Hyi	2.8570	7200.0	75	34768	No
268	GOM_NL__2PRFIN20081023_234104_000000402073_00145_34768_6380.N1	23-OCT-2008 23:41:04	Dark	40.000	9	Alp Eri	0.45300	24000.	80	34768	No
269	GOM_NL__2PRFIN20081023_234403_000000422073_00145_34768_6381.N1	23-OCT-2008 23:44:03	Straylight	42.000	157	The1Eri	2.9060	9300.0	84	34768	No
270	GOM_NL__2PRFIN20081023_235228_000000402073_00145_34768_6382.N1	23-OCT-2008 23:52:28	Straylight	40.000	52	16Bet Cet	2.0370	4500.0	80	34768	No

### 3. Quality information per product

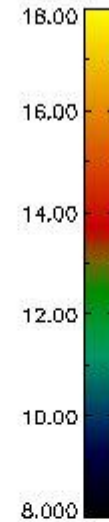
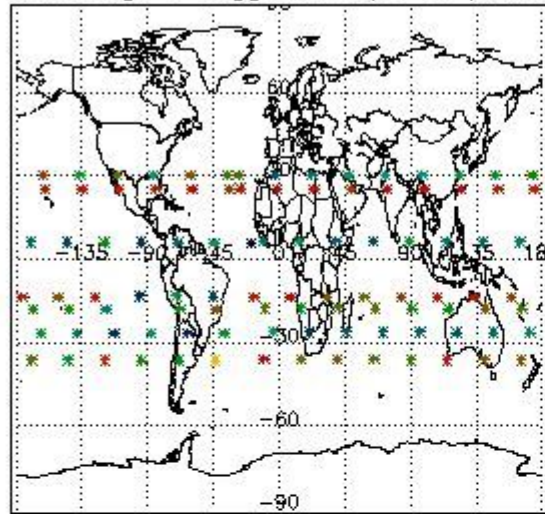
In this section it is plotted some information contained in the Quality Summary data set of the level 2 products. Only products in dark limb conditions and without errors (error flag in the MPH set to "0") are used.

3.1 Plot quality information per product (time dependant)

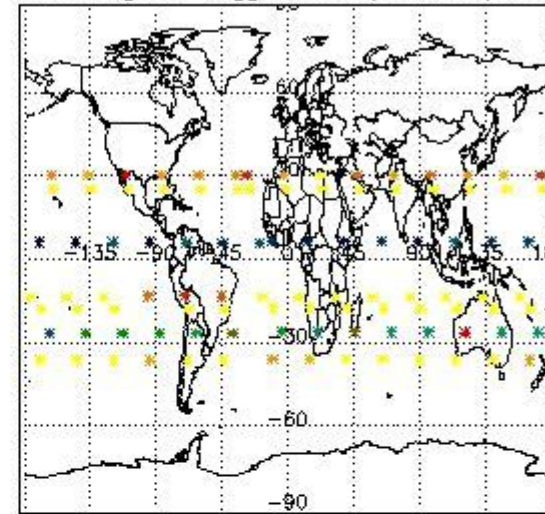


3.2 Plot quality information per product (world map)

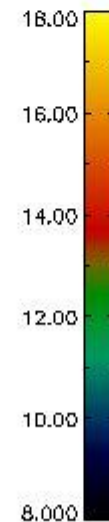
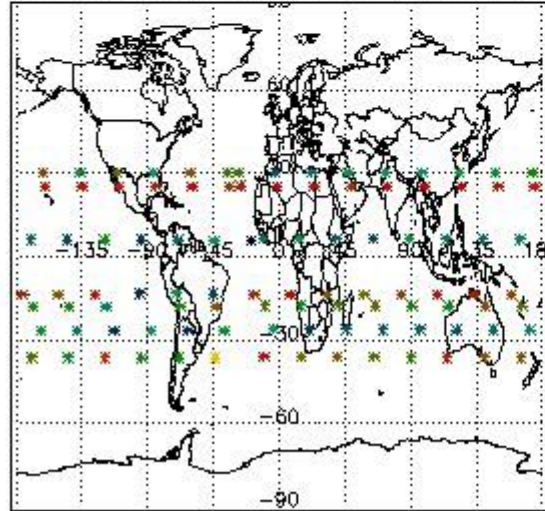
Percentage of flagged data per O3 profile



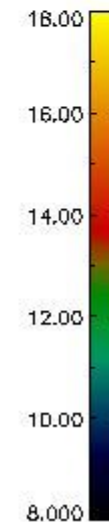
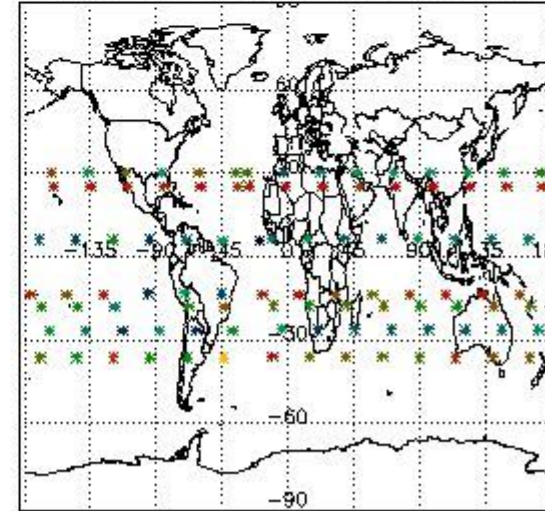
Percentage of flagged data per H2O profile



Percentage of flagged data per NO2 profile



Percentage of flagged data per NO3 profile



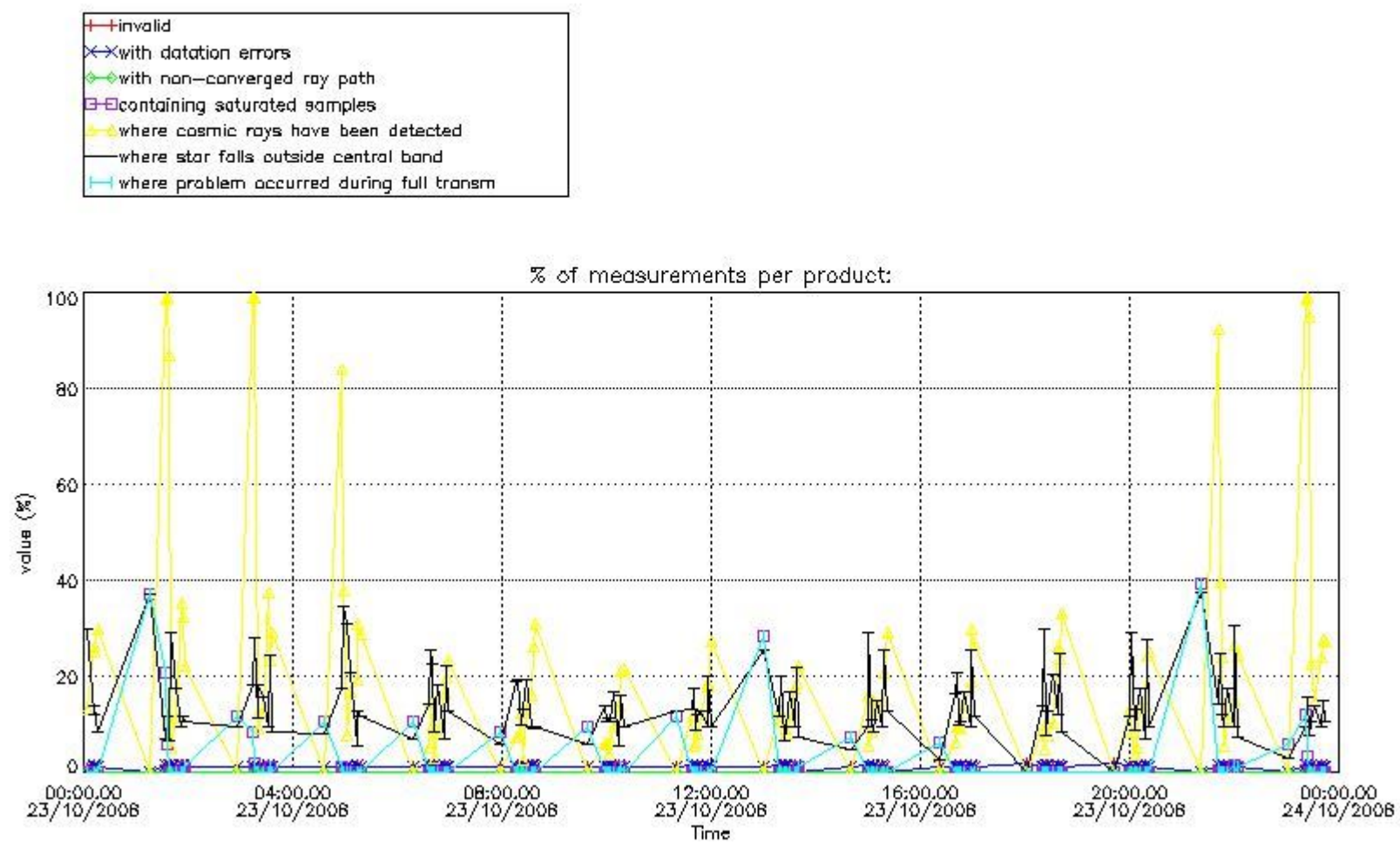
#### 4. Level 1 quality information per product

In this section it is plotted some information contained in the Quality Summary data set of the level 2 products that comes from the level 1b processing. Products without errors (error flag in the MPH set to "0") are used.

##### 4.1 Plot quality information per product (time dependant) coming from level 1b processing

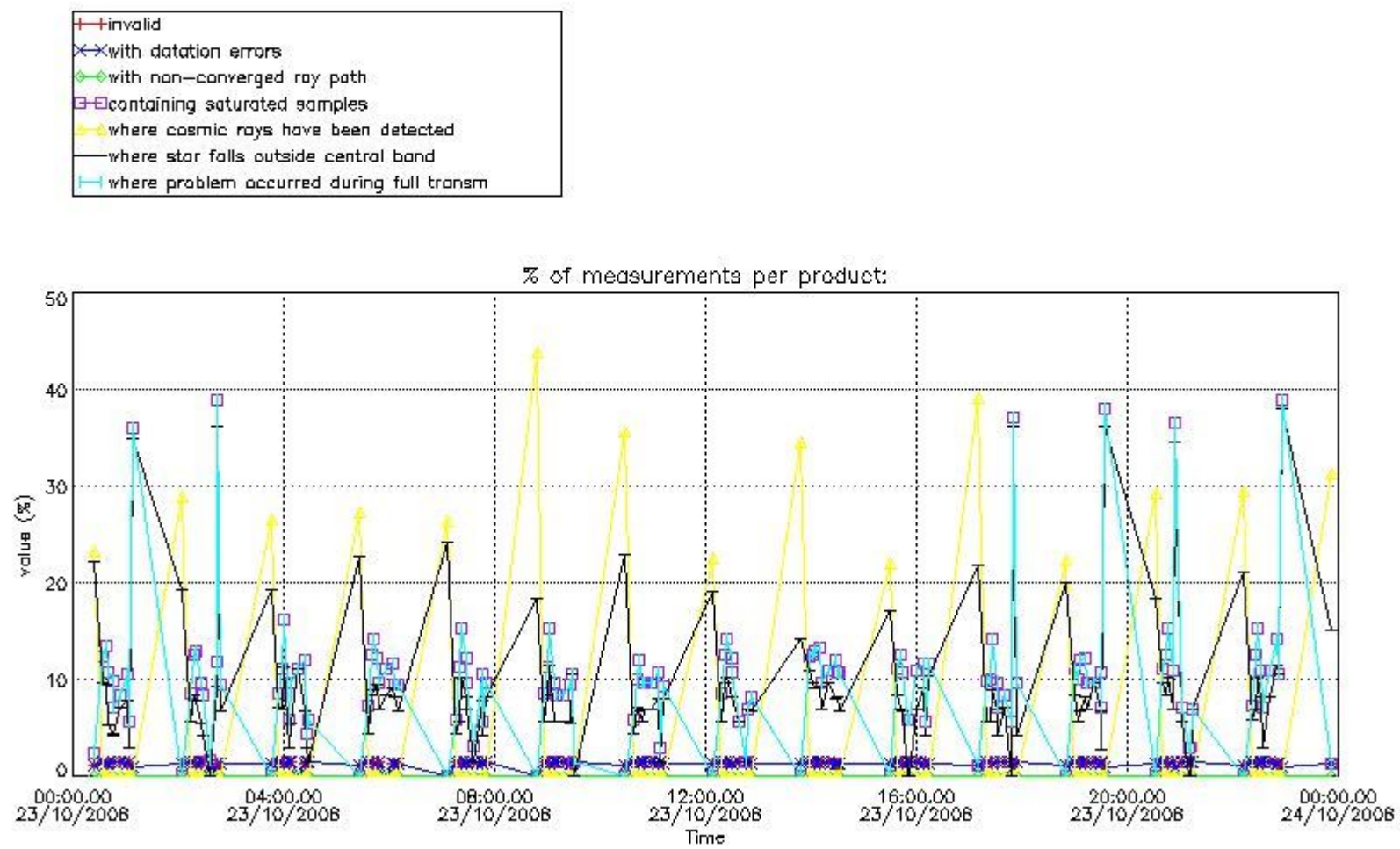
###### 4.1.1 Plot level 1 quality information per product (time dependant): ENVISAT ASCENDING passes





4.1.2 Plot level 1 quality information per product (time dependant): ENVI SAT DESCENDING passes

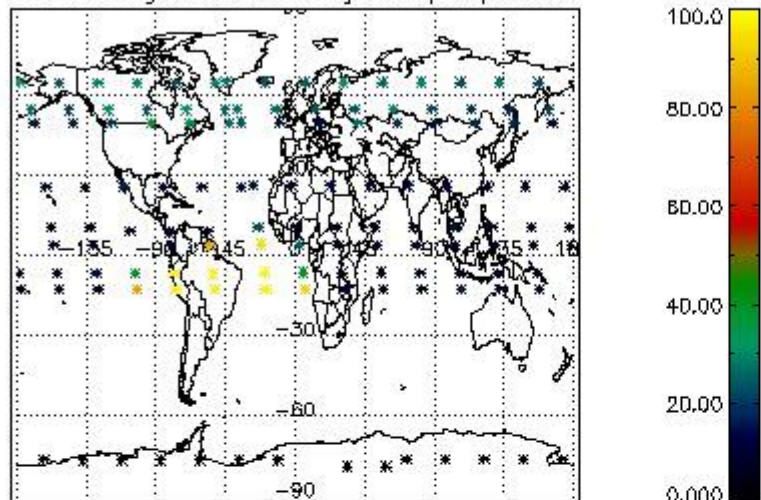




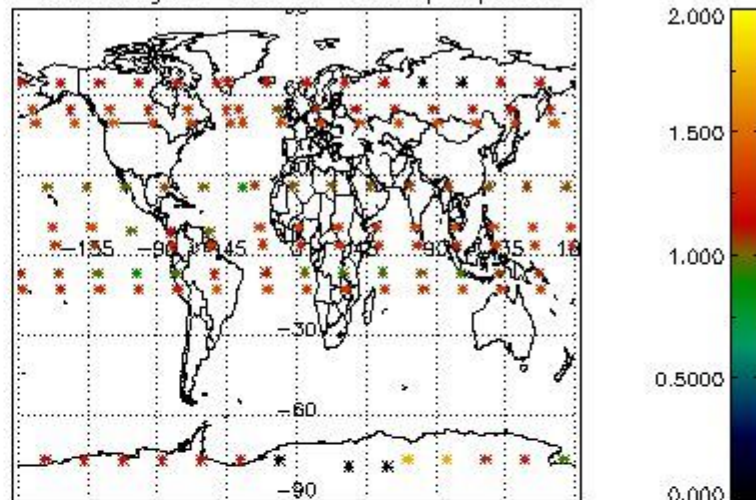
#### 4.2 Plot quality information per product coming from level 1b processing (world map)

##### 4.2.1 Plot level 1 quality information per product (world map): ENVISAT ASCENDING passes

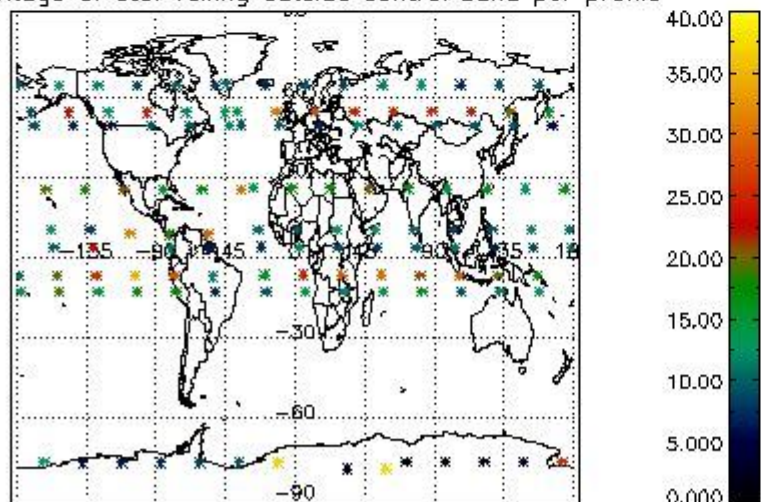
Percentage of cosmic ray hits per profile



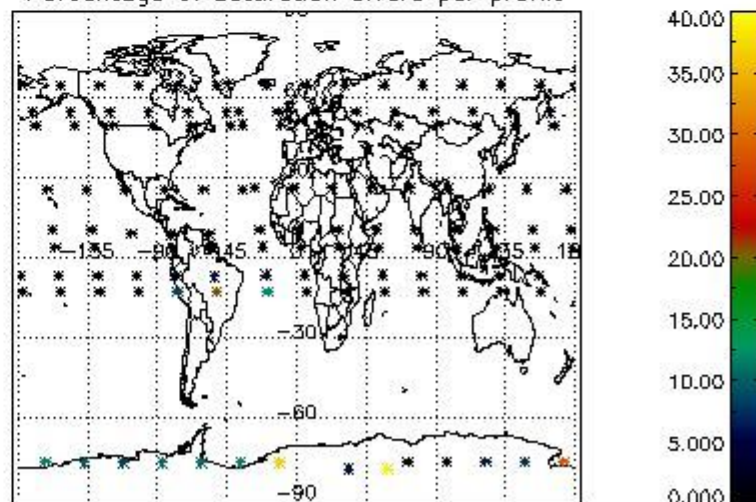
Percentage of datation errors per profile



Percentage of star falling outside central band per profile

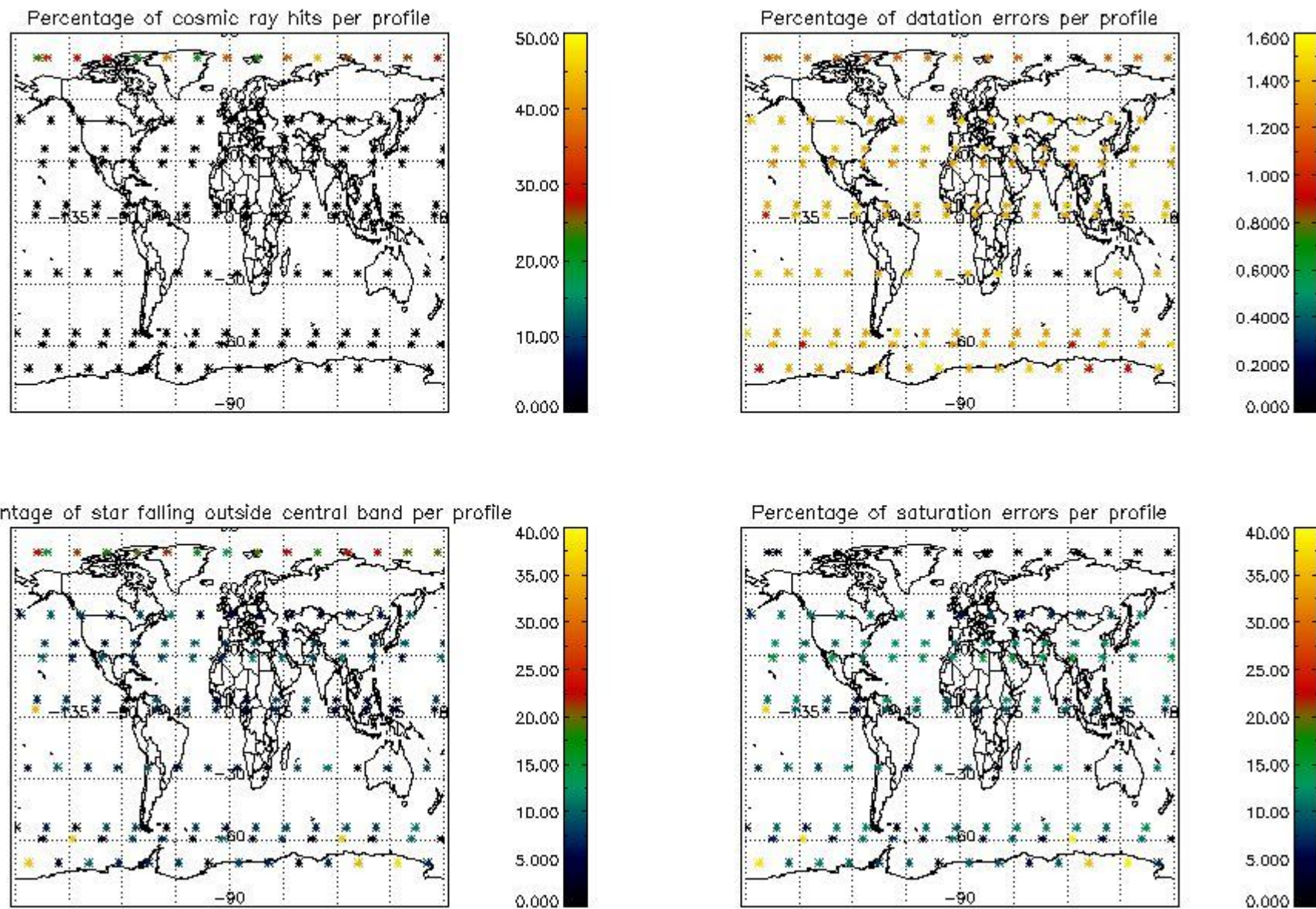


Percentage of saturation errors per profile



4.2.2 Plot level 1 quality information per product (world map): ENVISAT DESCENDING passes





## 5. Trace gas profiles

### 5.1 Ozone statistics based on quality of products

The final quality of the products can be "measured" using the STD (Standard Deviation) attached to every point profile. This information is written to the parameter GOM\_NL\_\_2P/NL\_LOCAL\_SPECIES\_DENSITY/o3\_std of the level 2 products. The table below shows the statistics for given STD ranges.

The statistics are given with respect to the overall valid production:

- Products without fatal errors: GOM\_NL\_\_2P/MPH/PRODUCT\_ERR=0
- Valid point profile: GOM\_NL\_\_2P/NL\_LOCAL\_SPECIES\_DENSITY/pcd(0)=0

The 'Criteria' is applied to valid points of dark limb products:

- Products in dark limb illumination condition: GOM\_NL\_\_2P/NL\_SUMMARY\_QUALITY/obs\_ill\_cond=0
- Products without fatal errors: GOM\_NL\_\_2P/MPH/PRODUCT\_ERR=0
- Valid point profile: GOM\_NL\_\_2P/NL\_LOCAL\_SPECIES\_DENSITY/pcd(0)=0

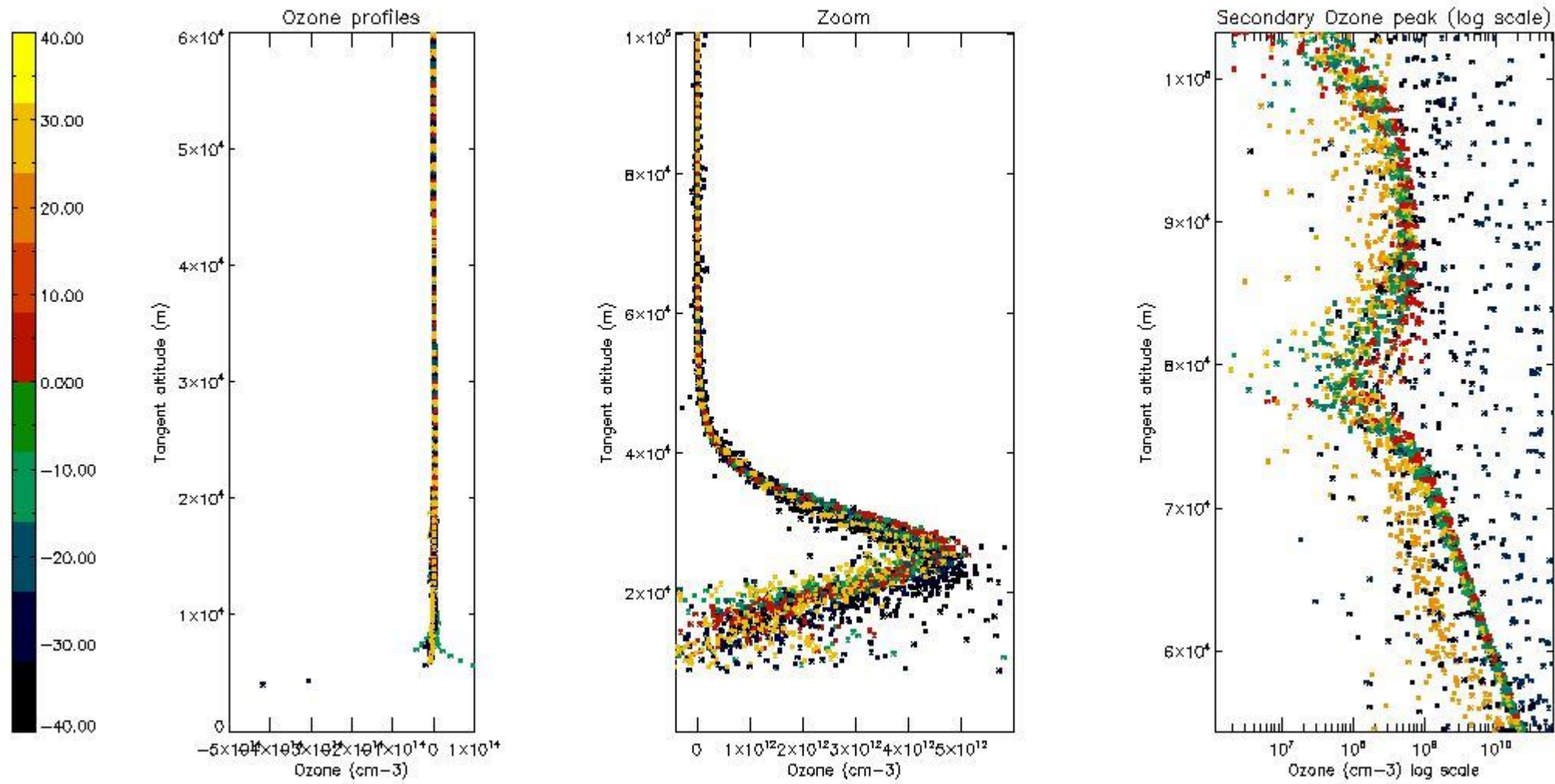
So, the table below shows the percentage of dark limb and valid observations for each criteria with respect to the overall valid daily observations.

Criteria	% of total production
All STD	41
STD < 20	21

STD < 10	16
STD < 5	10

5.2 Plot ozone profiles for all STD (dark without errors)

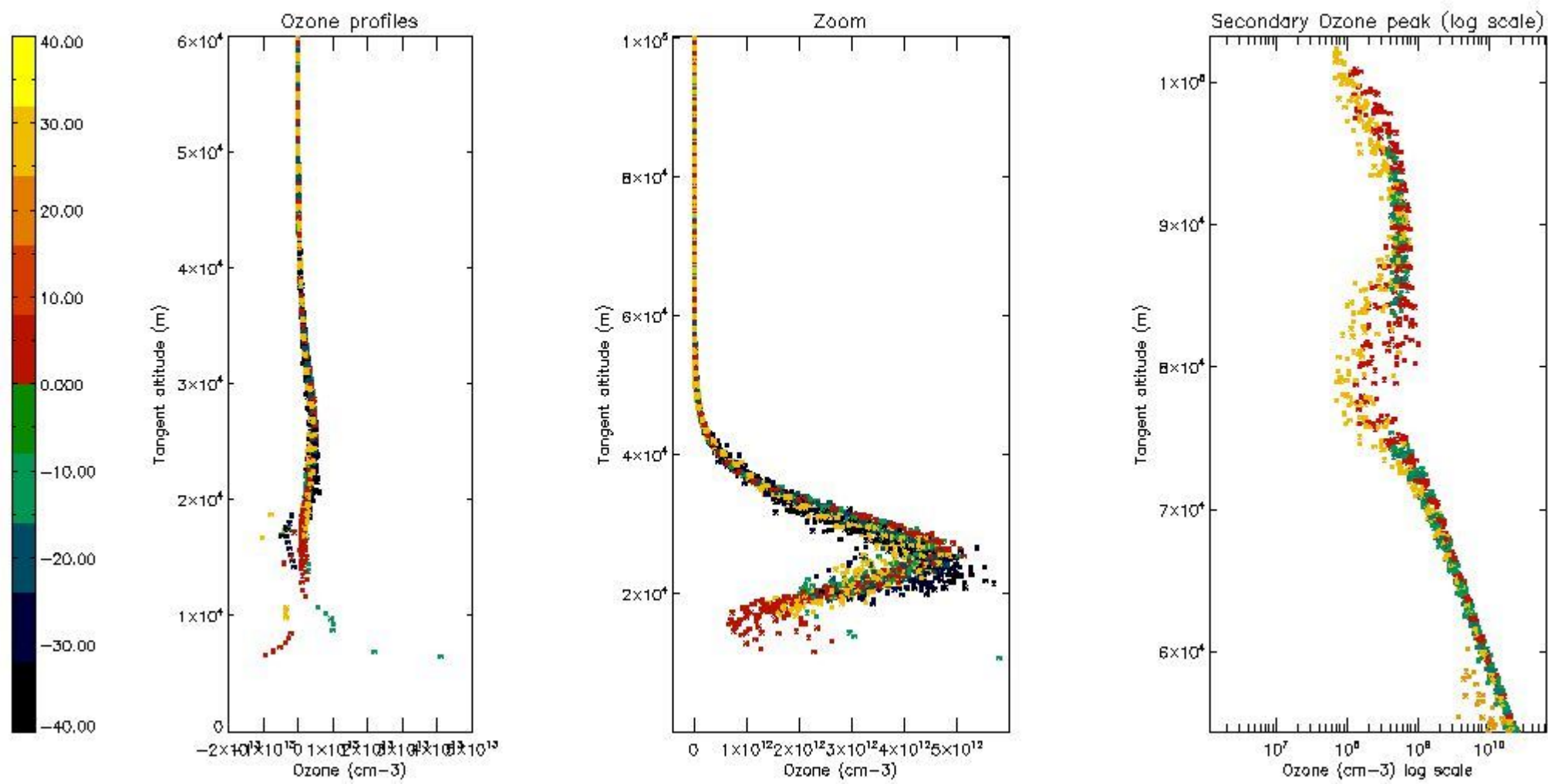
The colorbar represents the latitude.



5.3 Plot ozone profiles where STD < 20% (dark without errors)

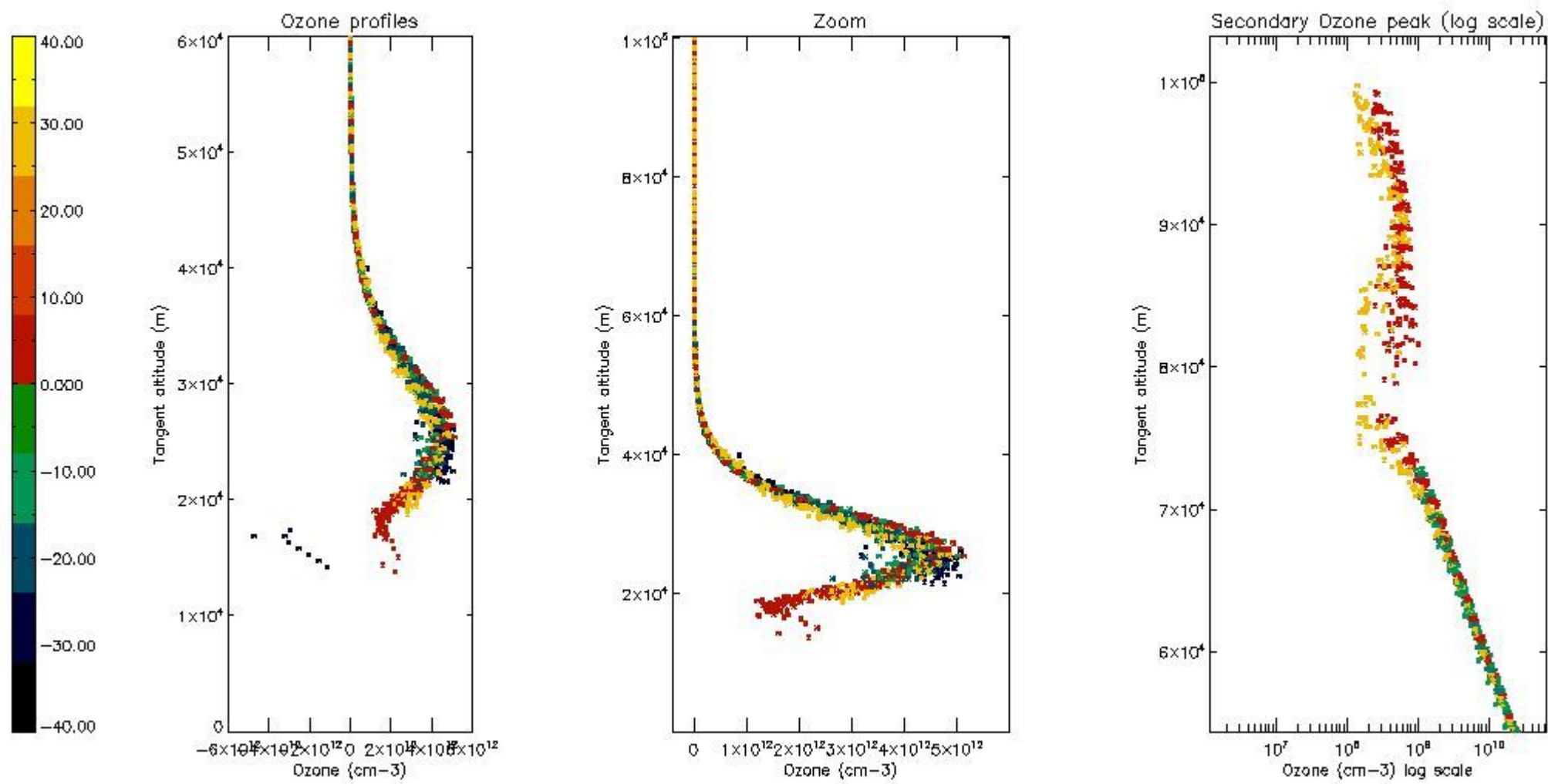
The colorbar represents the latitude.





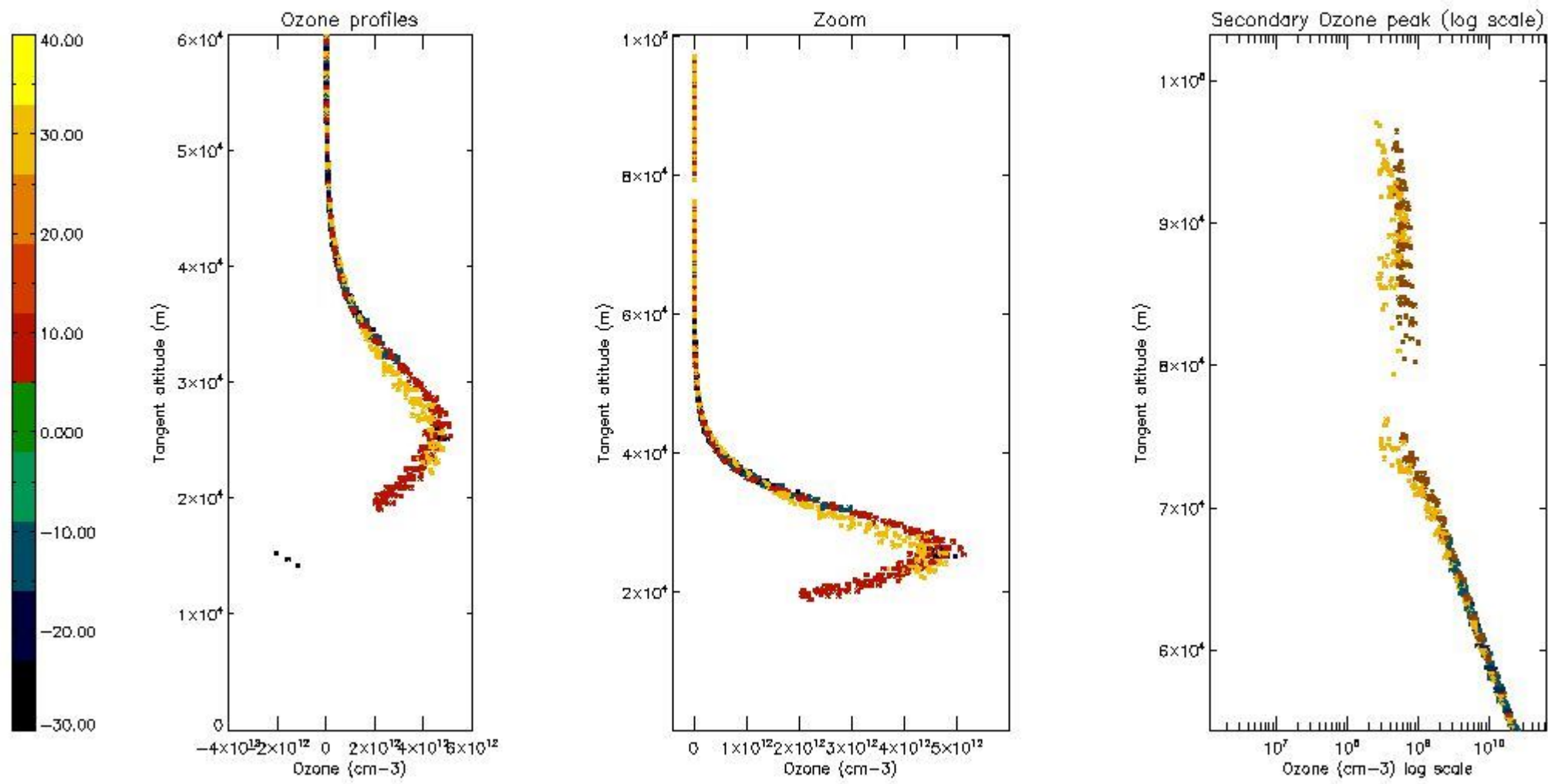
5.4 Plot ozone profiles where  $STD < 10\%$  (dark without errors)

The colorbar represents the latitude.



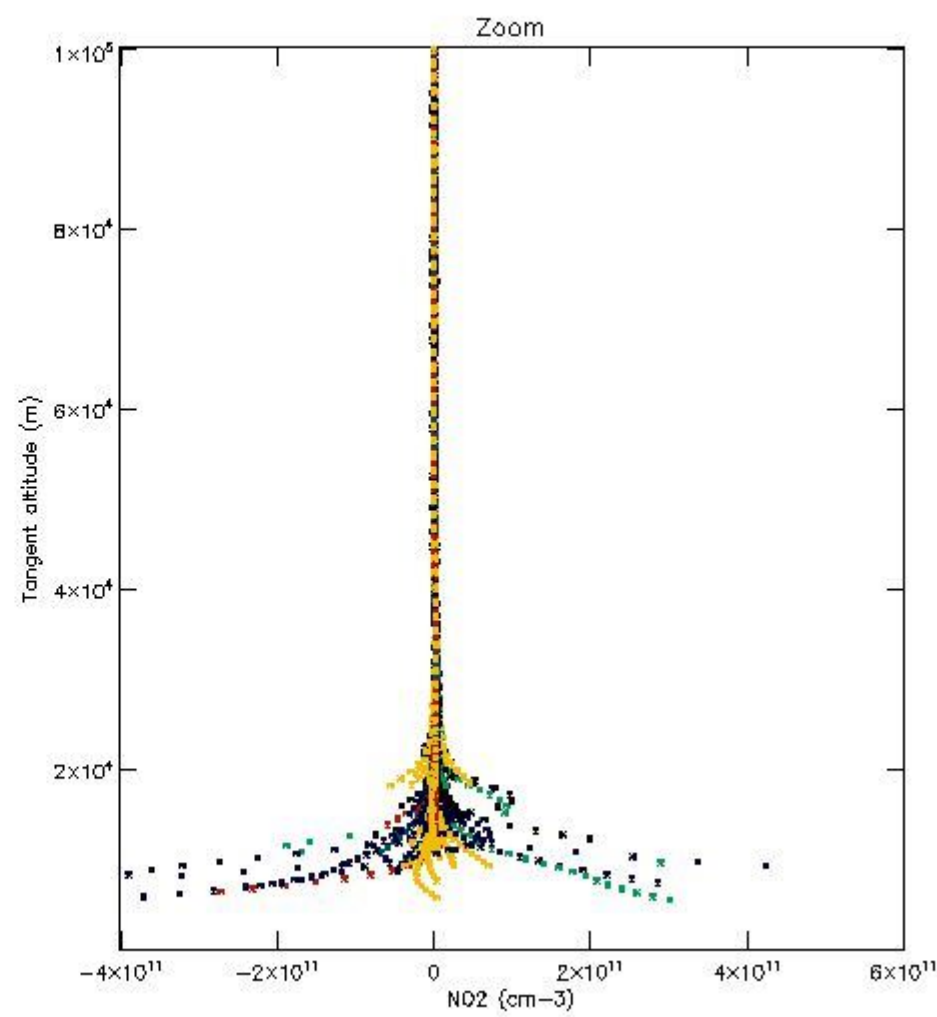
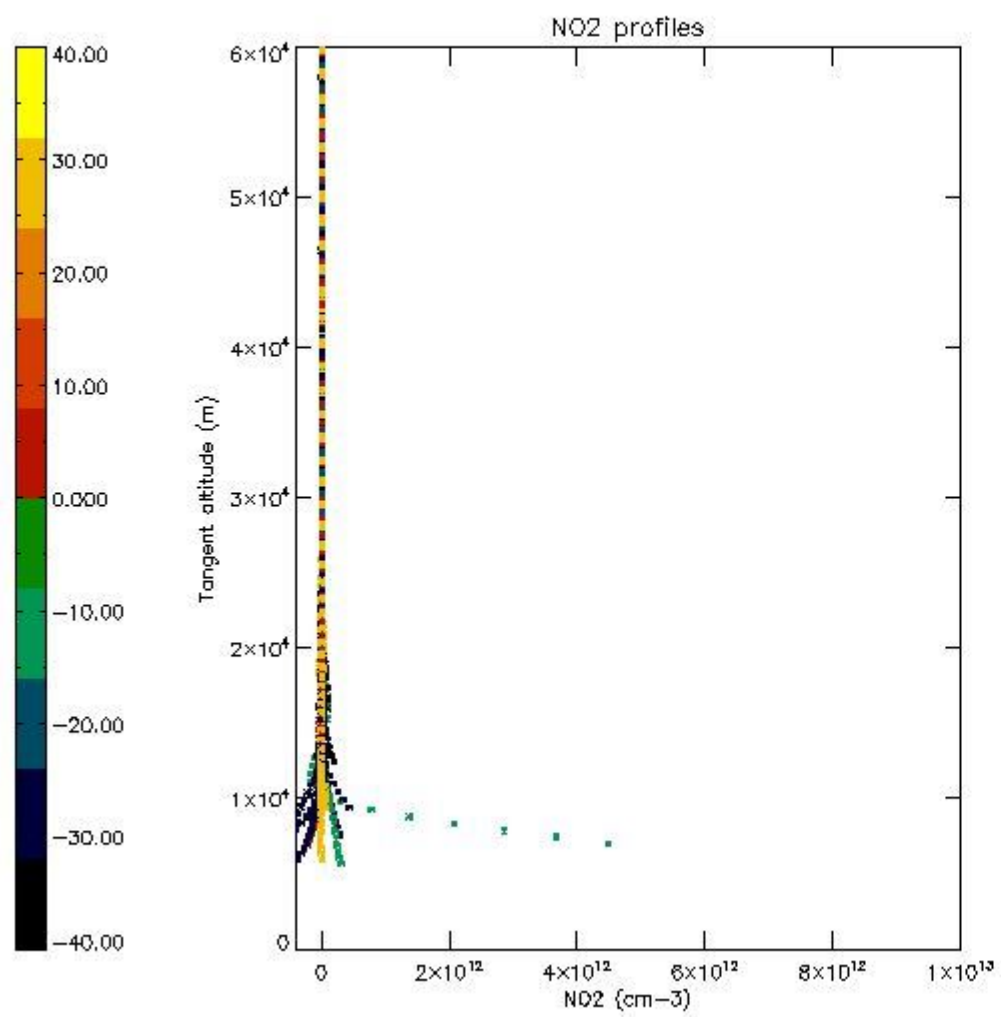
*5.5 Plot ozone profiles where STD < 5% (dark without errors)*

The colorbar represents the latitude.



*5.6 Plot NO<sub>2</sub> profiles for all STD (dark without errors)*

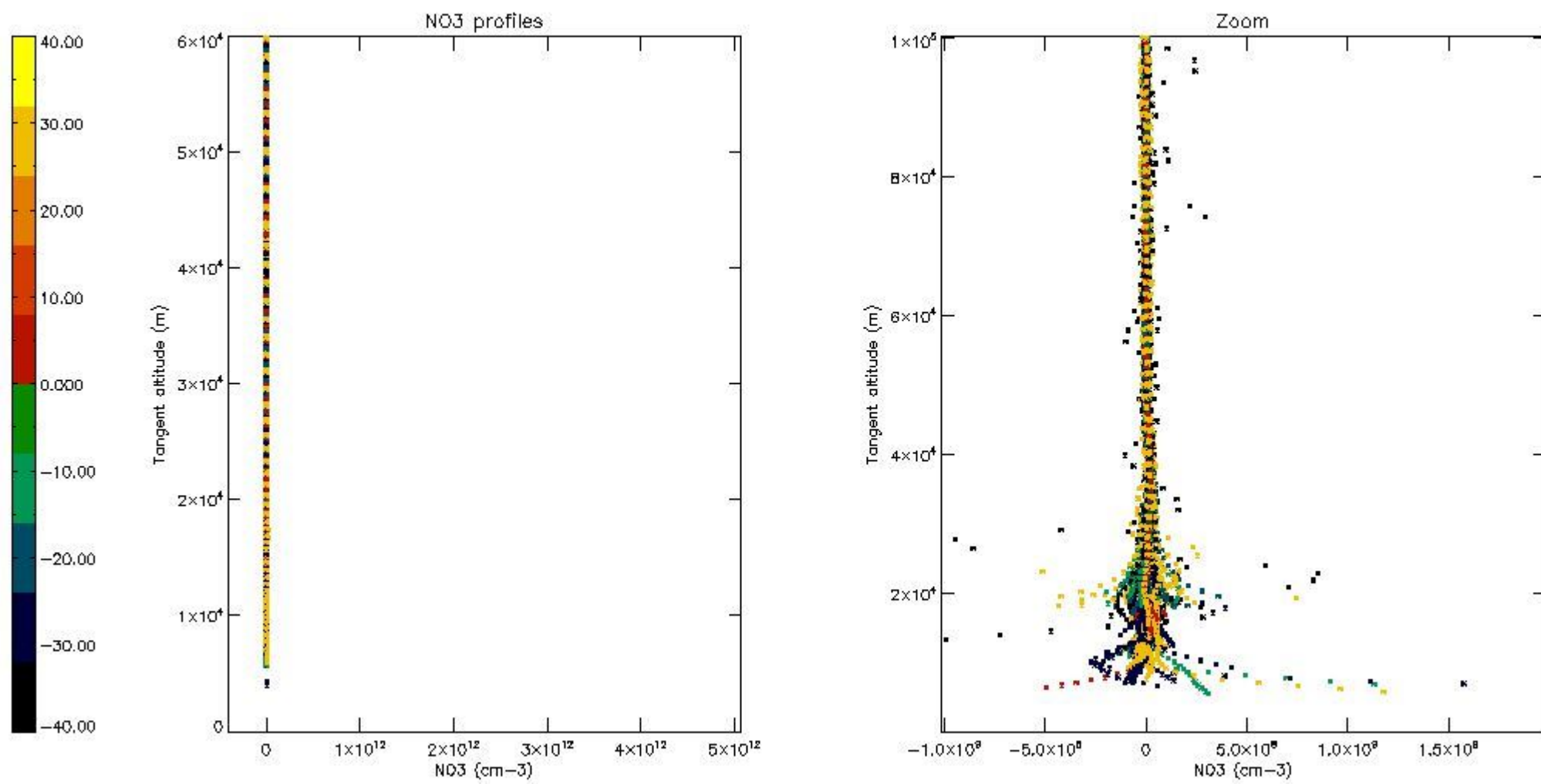
The colorbar represents the latitude.



*5.7 Plot NO3 profiles for all STD (dark without errors)*

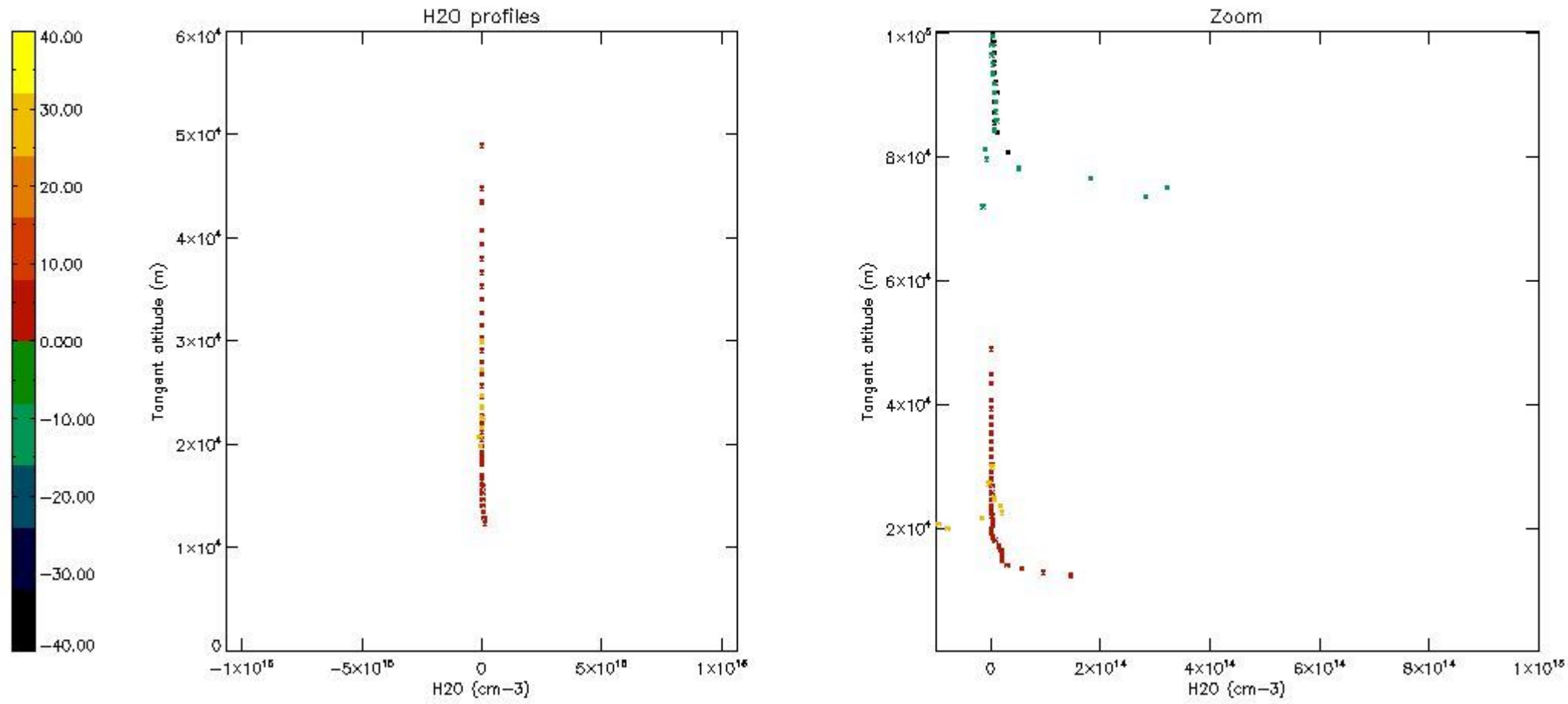
The colorbar represents the latitude.





5.8 Plot H2O profiles for all STD (only for occultations of stars 1,2,3,4,13,14,16,26,63 dark without errors)

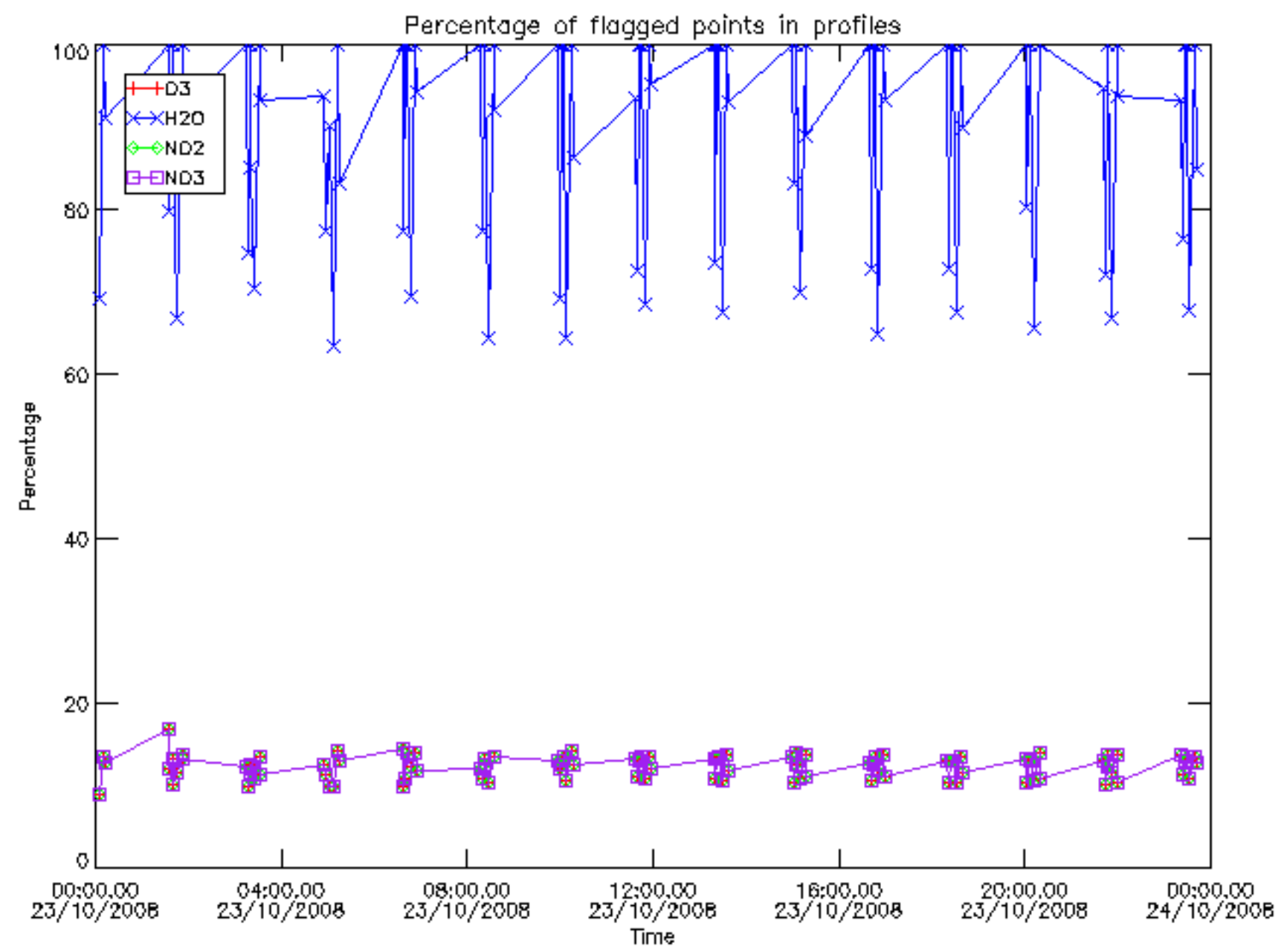
The colorbar represents the latitude.



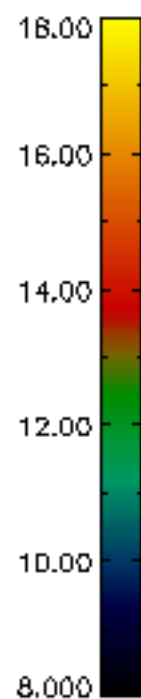
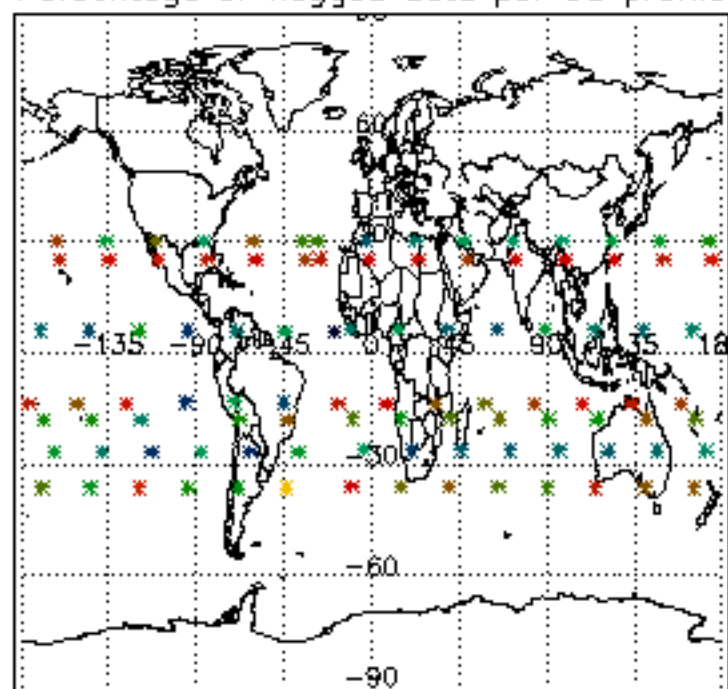
## 6. Auxiliary Data Files used for the production reported in section 2

The number reported in the third column indicates since which file (see list in section 2) the corresponding auxiliary file has been used. The fourth column is the date of those product files.

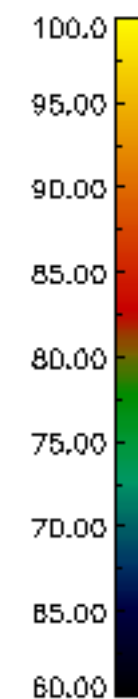
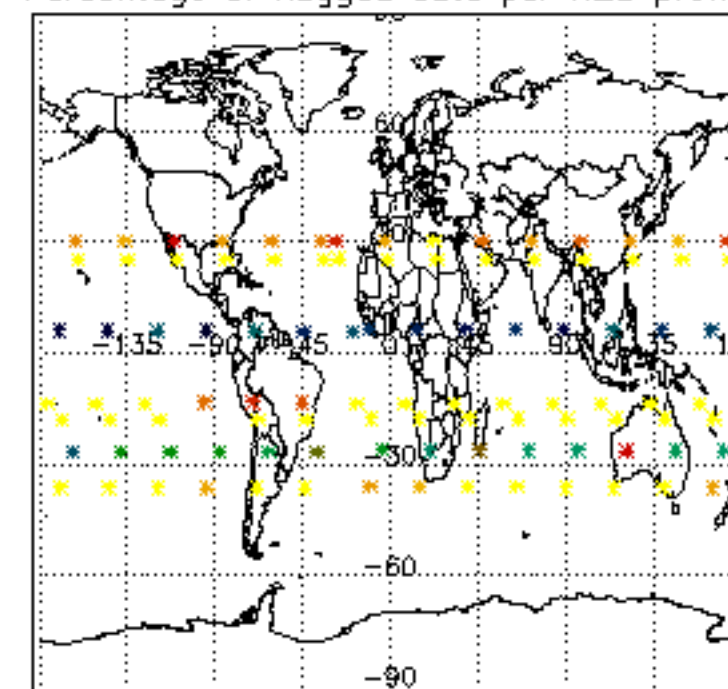
Type	Auxiliary Filename	Used since product	Used since product date
INST_PHYS_CHARACTERISTICS	GOM_INS_AXVIEC20091111_143220_20030716_120000_20500101_000000	1	23-OCT-2008 00:04:25
LEVEL-2_PROC_CONFIG	GOM_PR2_AXVIEC20091111_152718_20020301_000000_20500101_000000	1	23-OCT-2008 00:04:25
CROSS_SECTIONS_FILE	GOM_CRS_AXVIEC20091111_154832_20020301_000000_20500101_000000	1	23-OCT-2008 00:04:25



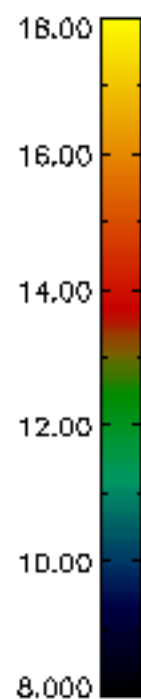
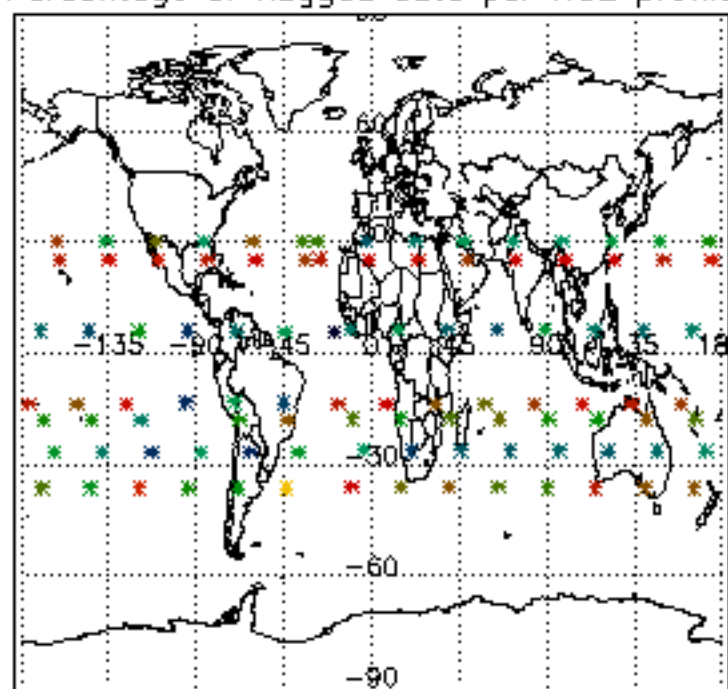
Percentage of flagged data per D3 profile



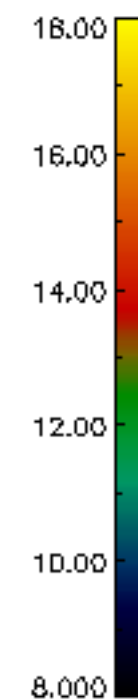
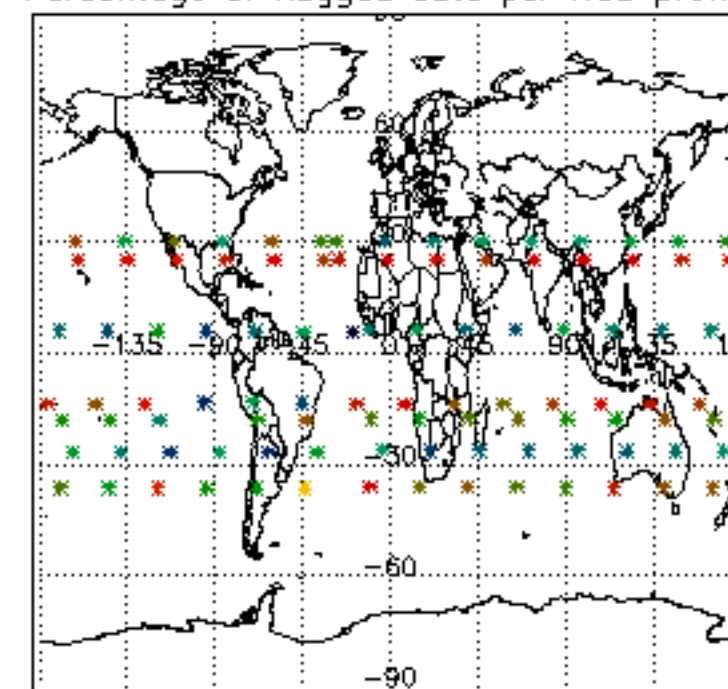
Percentage of flagged data per H2O profile



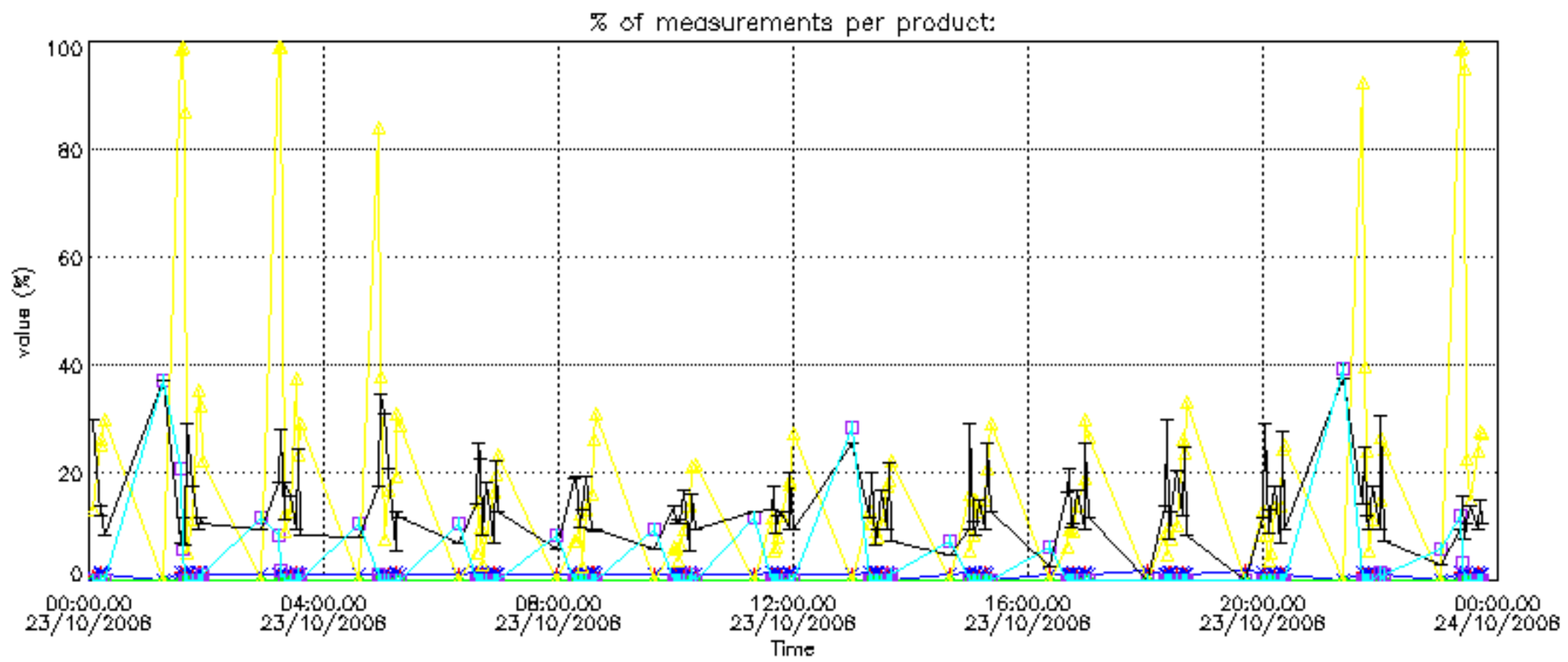
Percentage of flagged data per NO2 profile

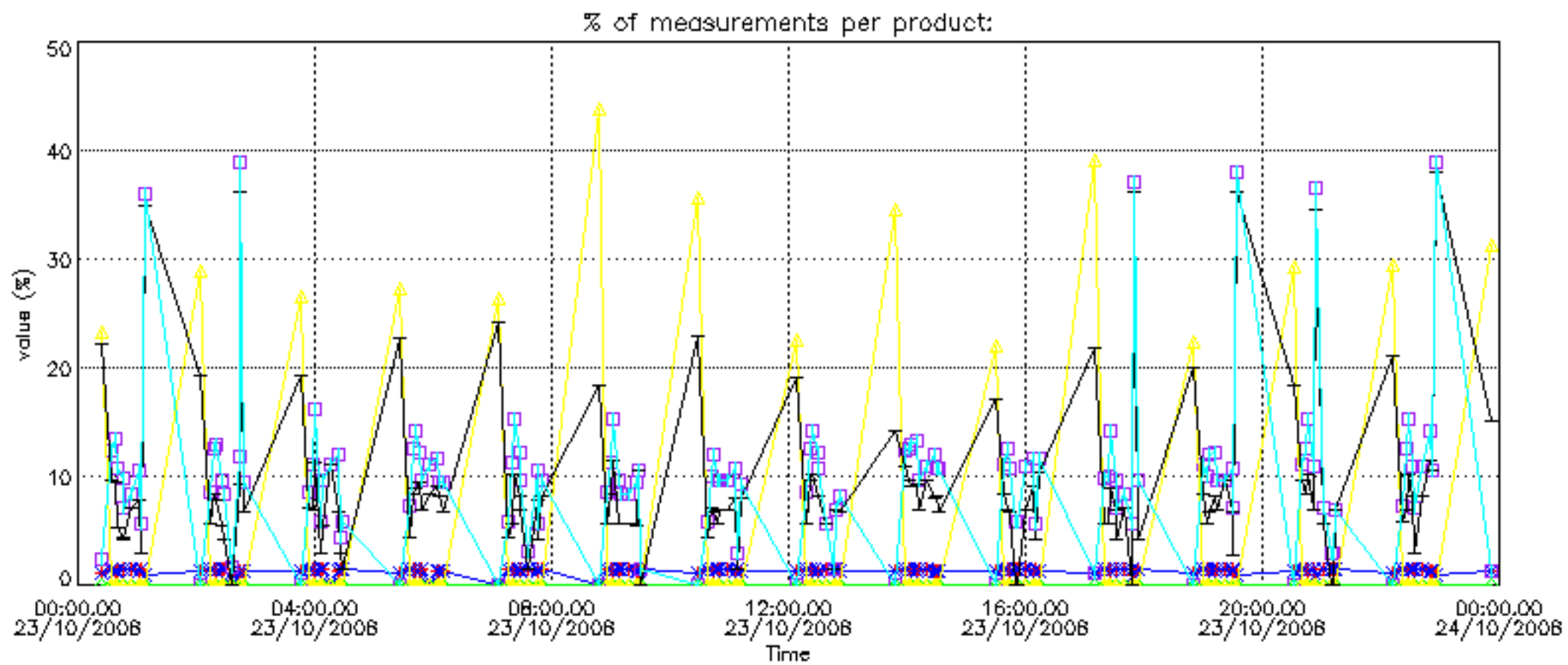


Percentage of flagged data per NO3 profile

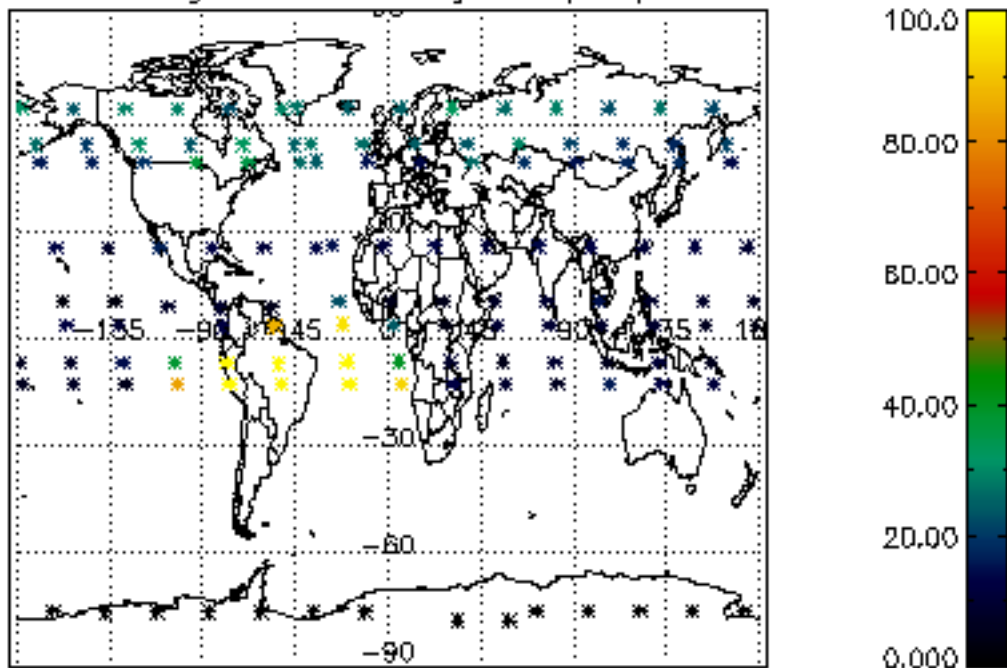




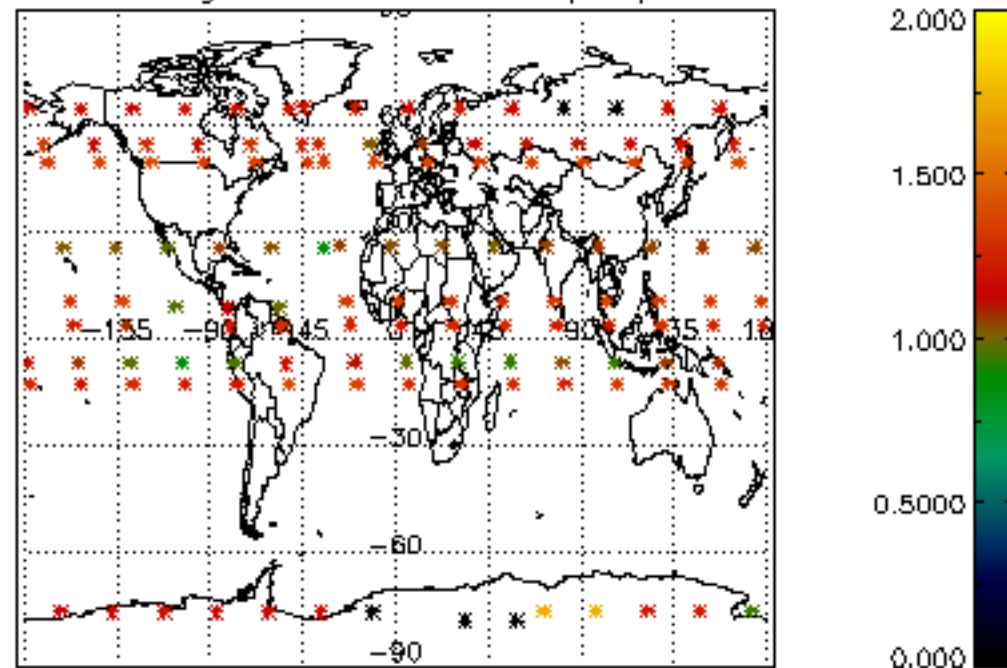




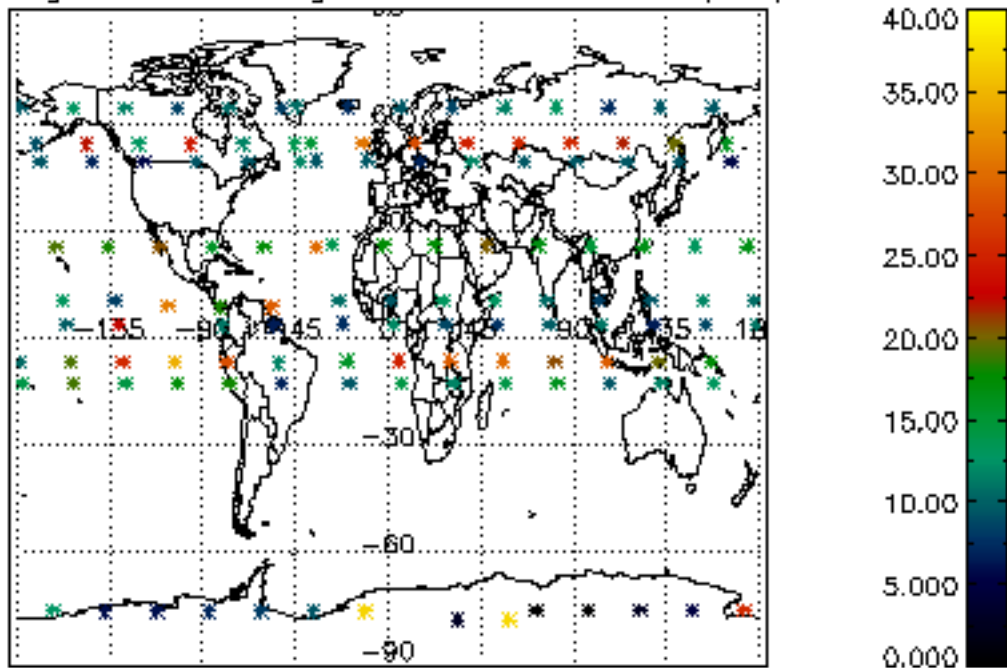
Percentage of cosmic ray hits per profile



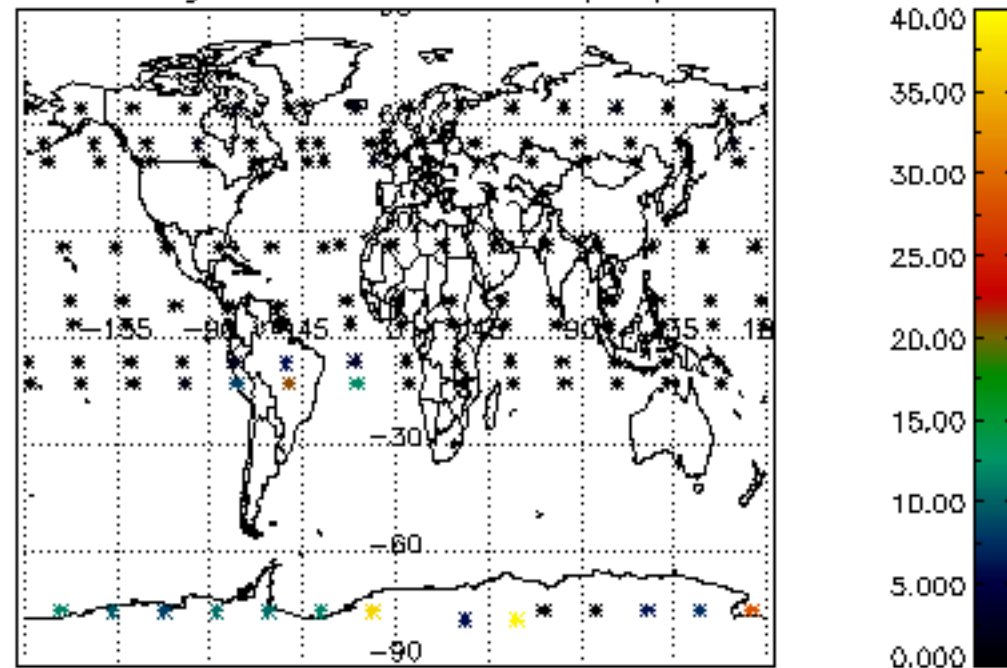
Percentage of datation errors per profile



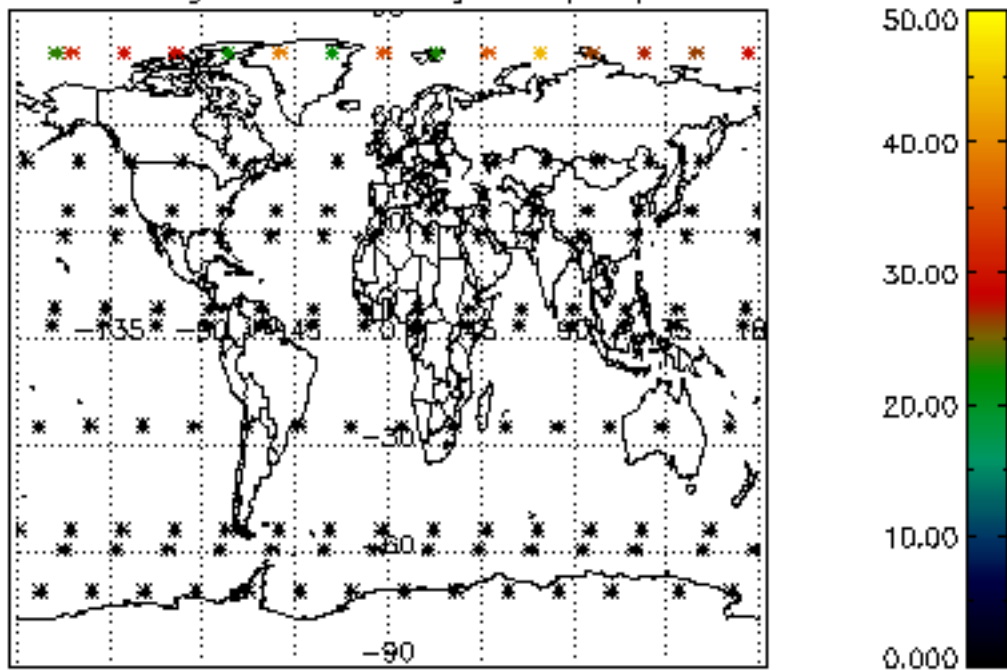
Percentage of star falling outside central band per profile



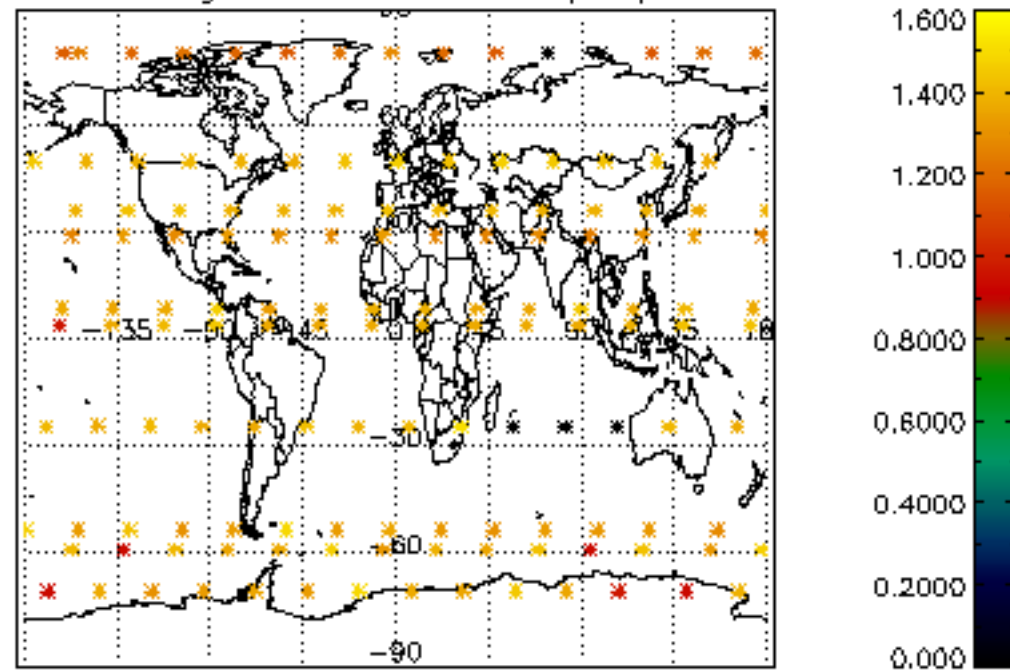
Percentage of saturation errors per profile



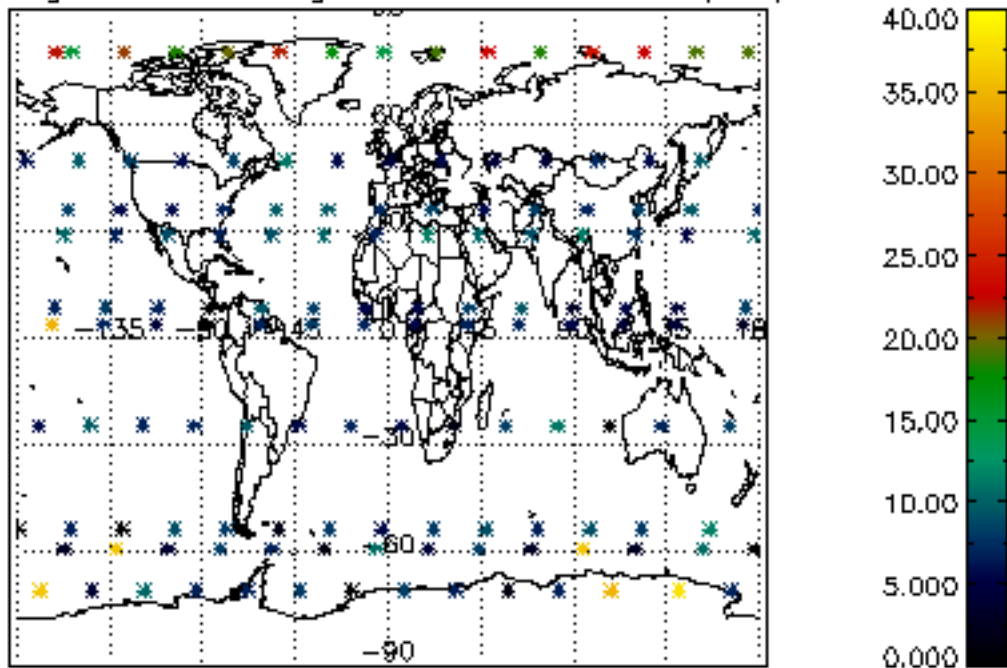
Percentage of cosmic ray hits per profile



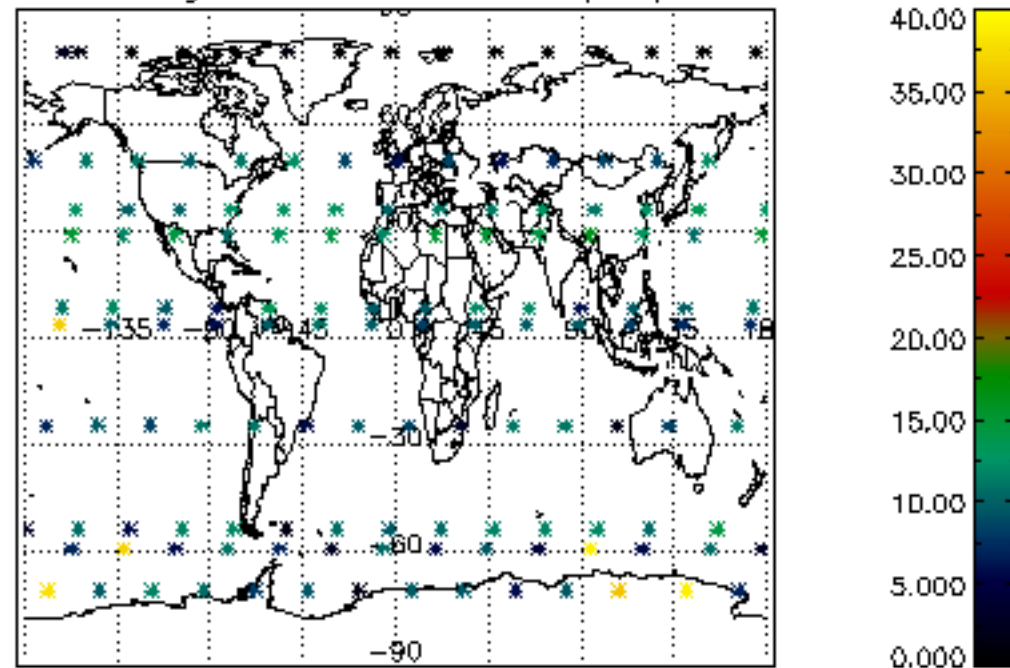
Percentage of datation errors per profile



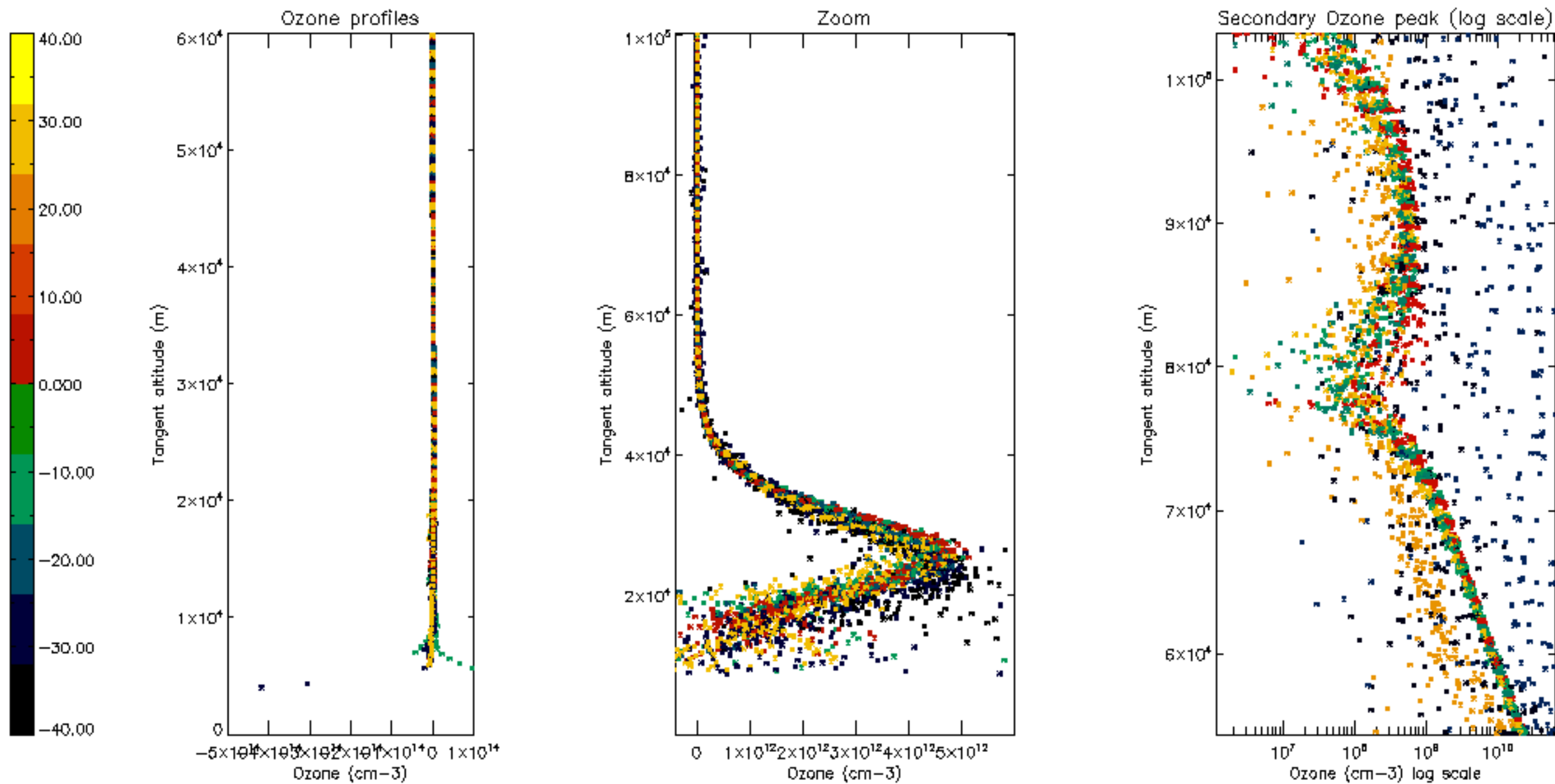
Percentage of star falling outside central band per profile

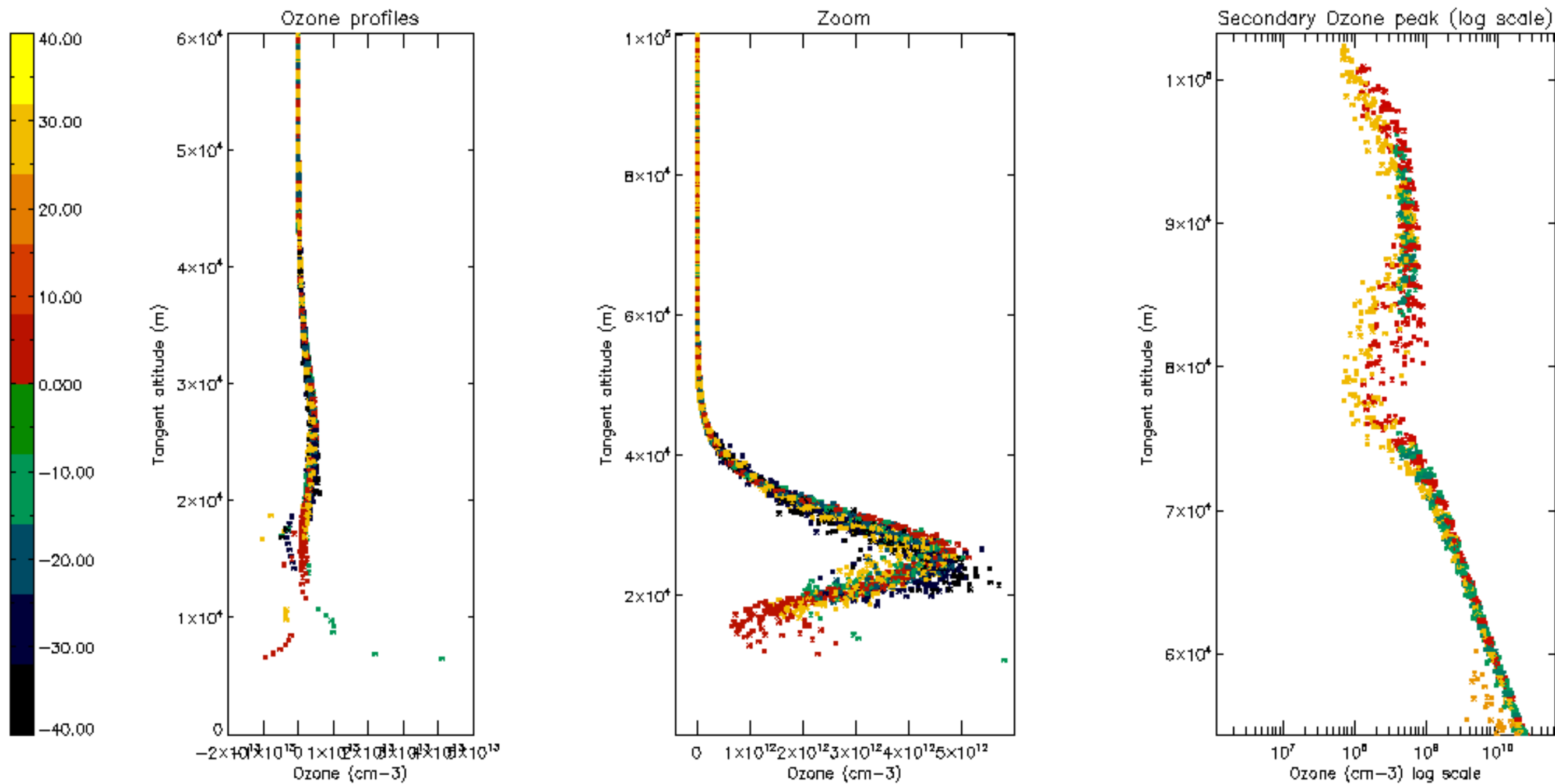


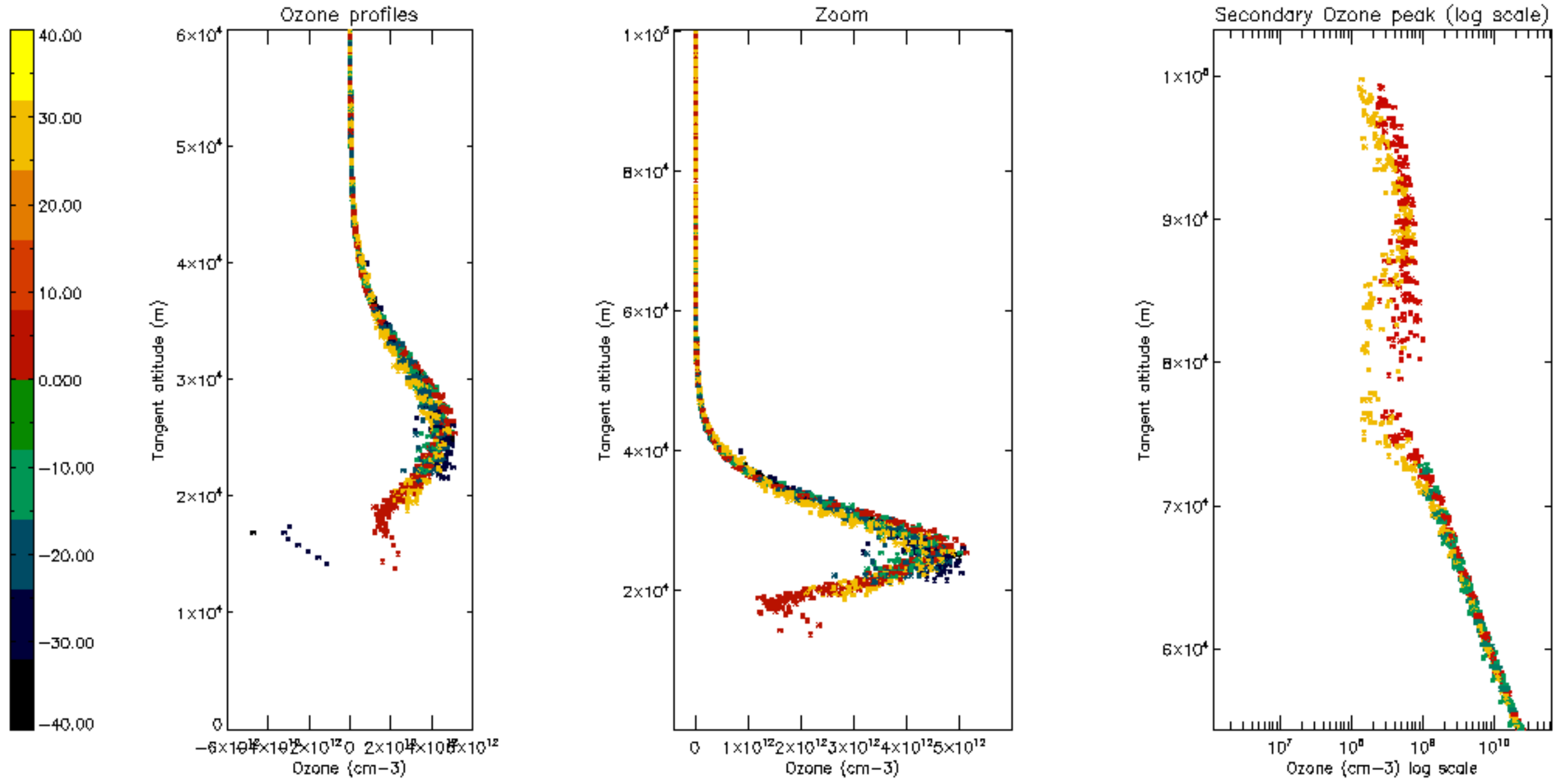
Percentage of saturation errors per profile

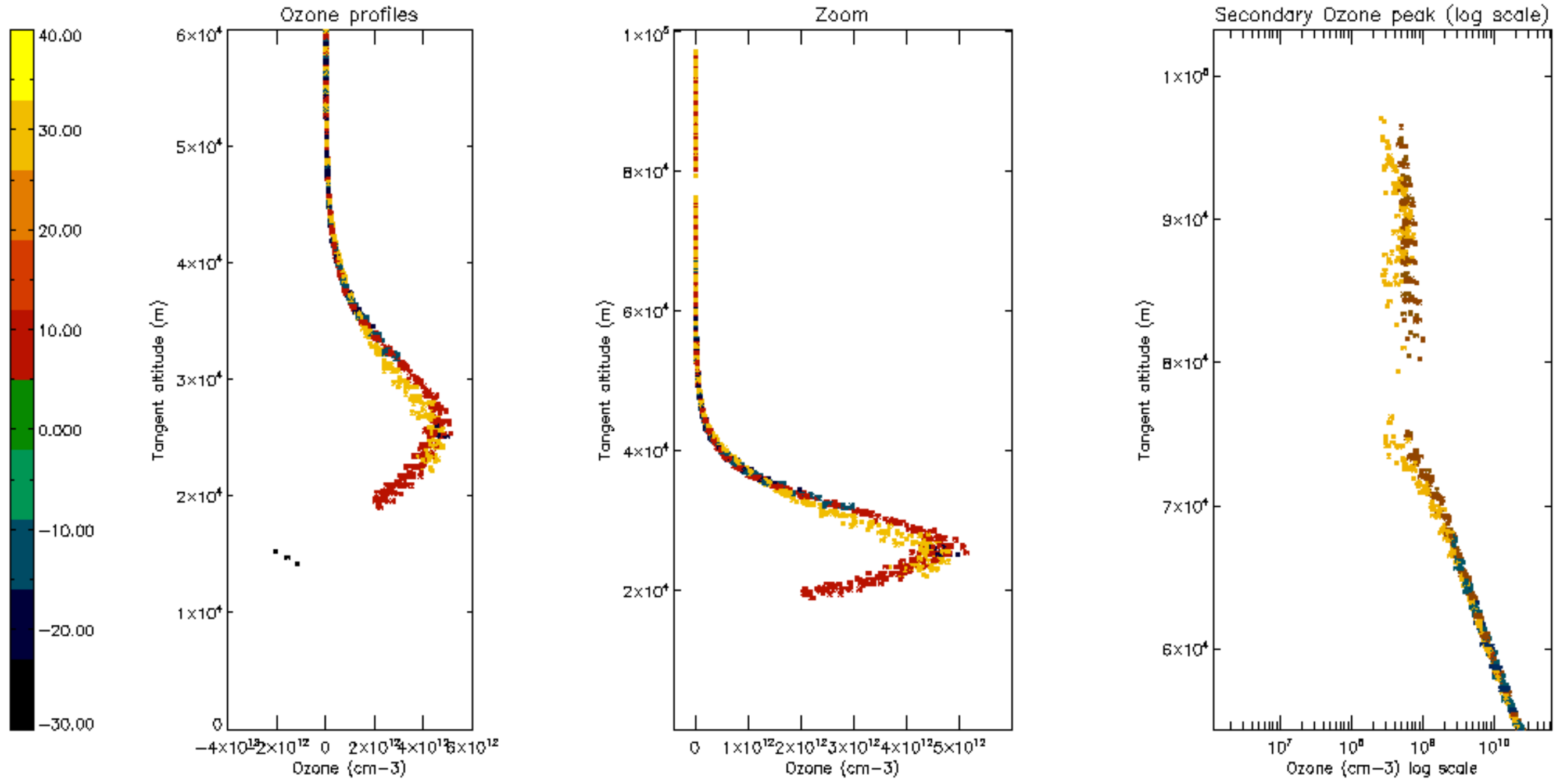




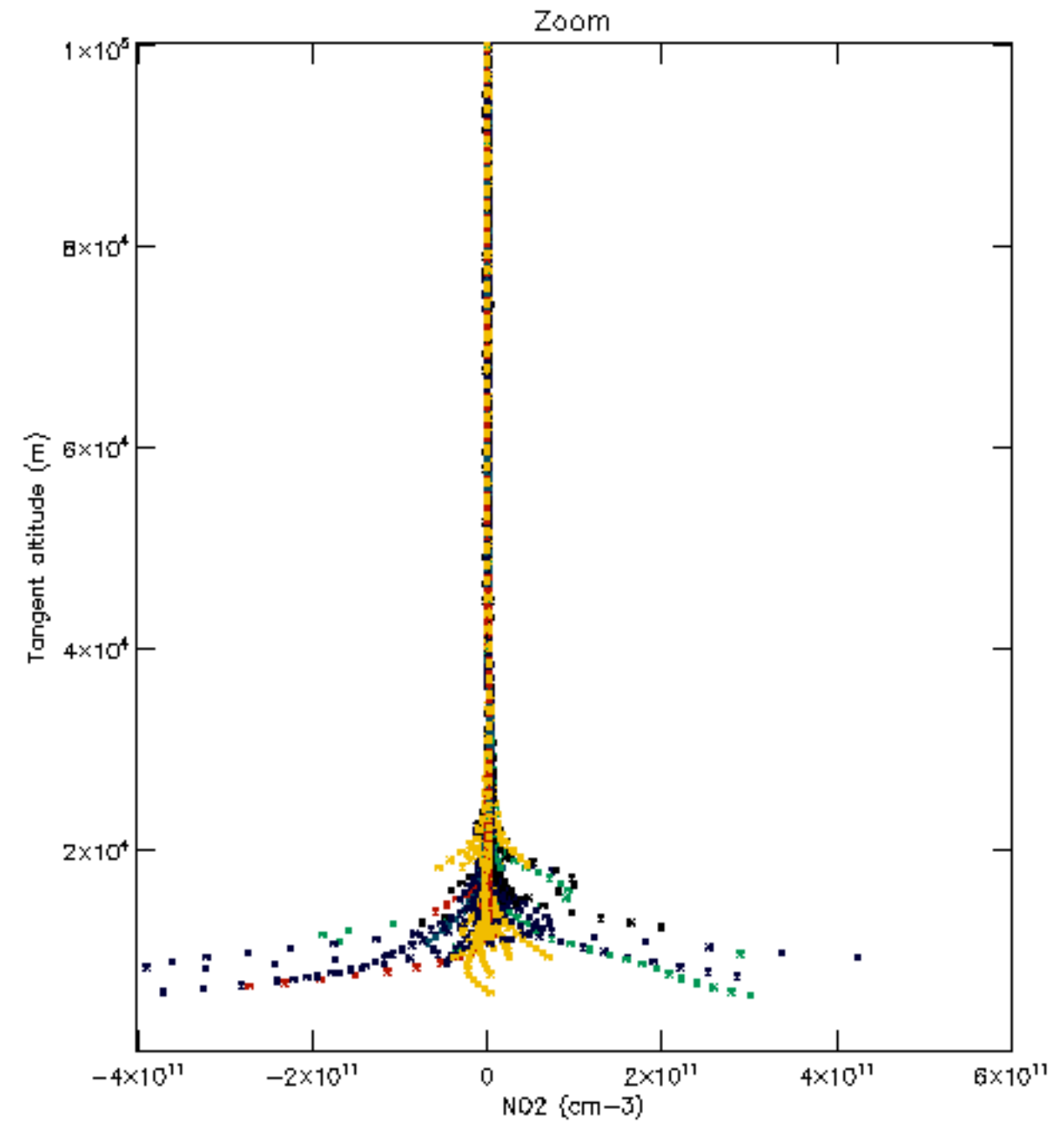
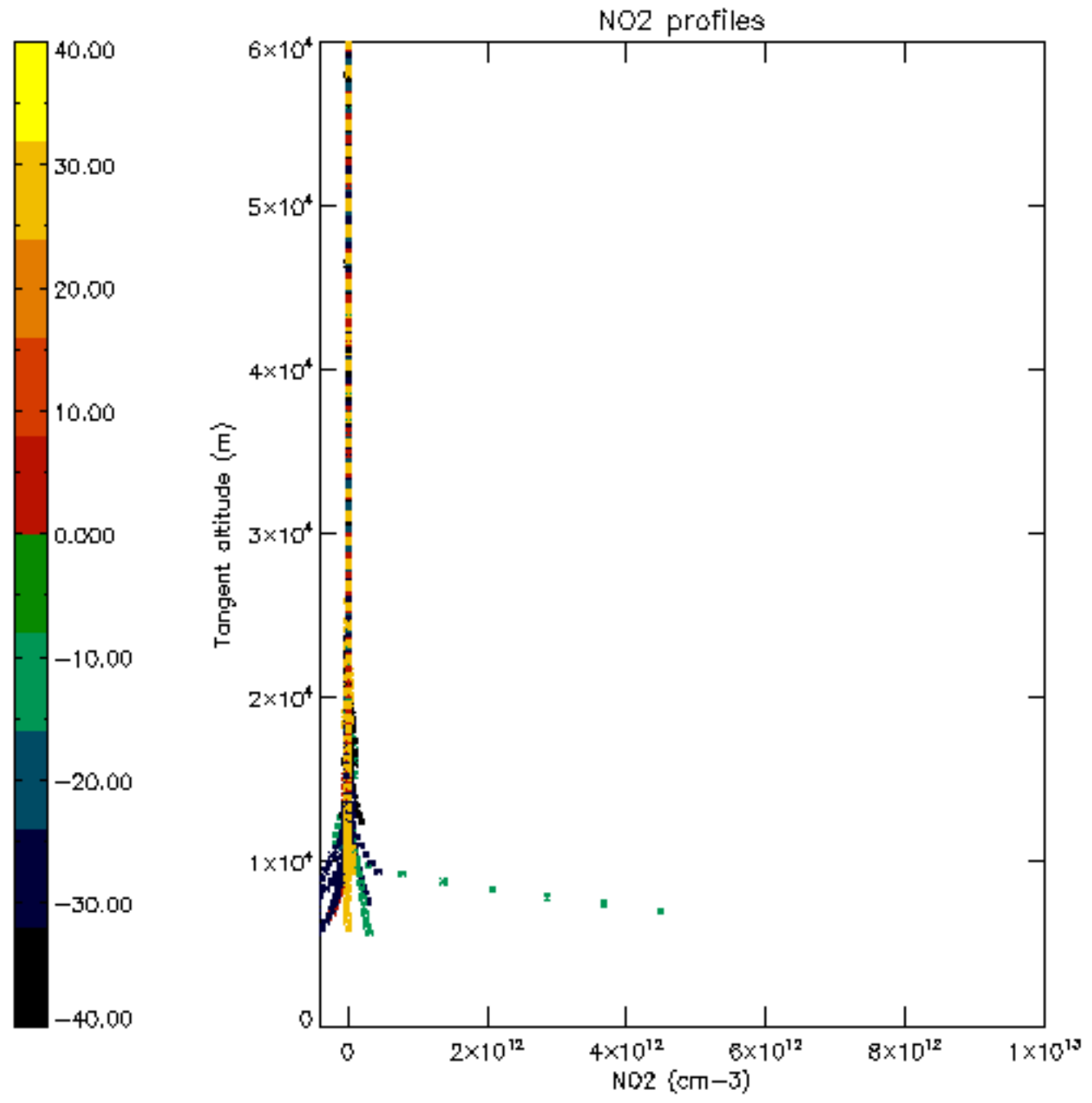


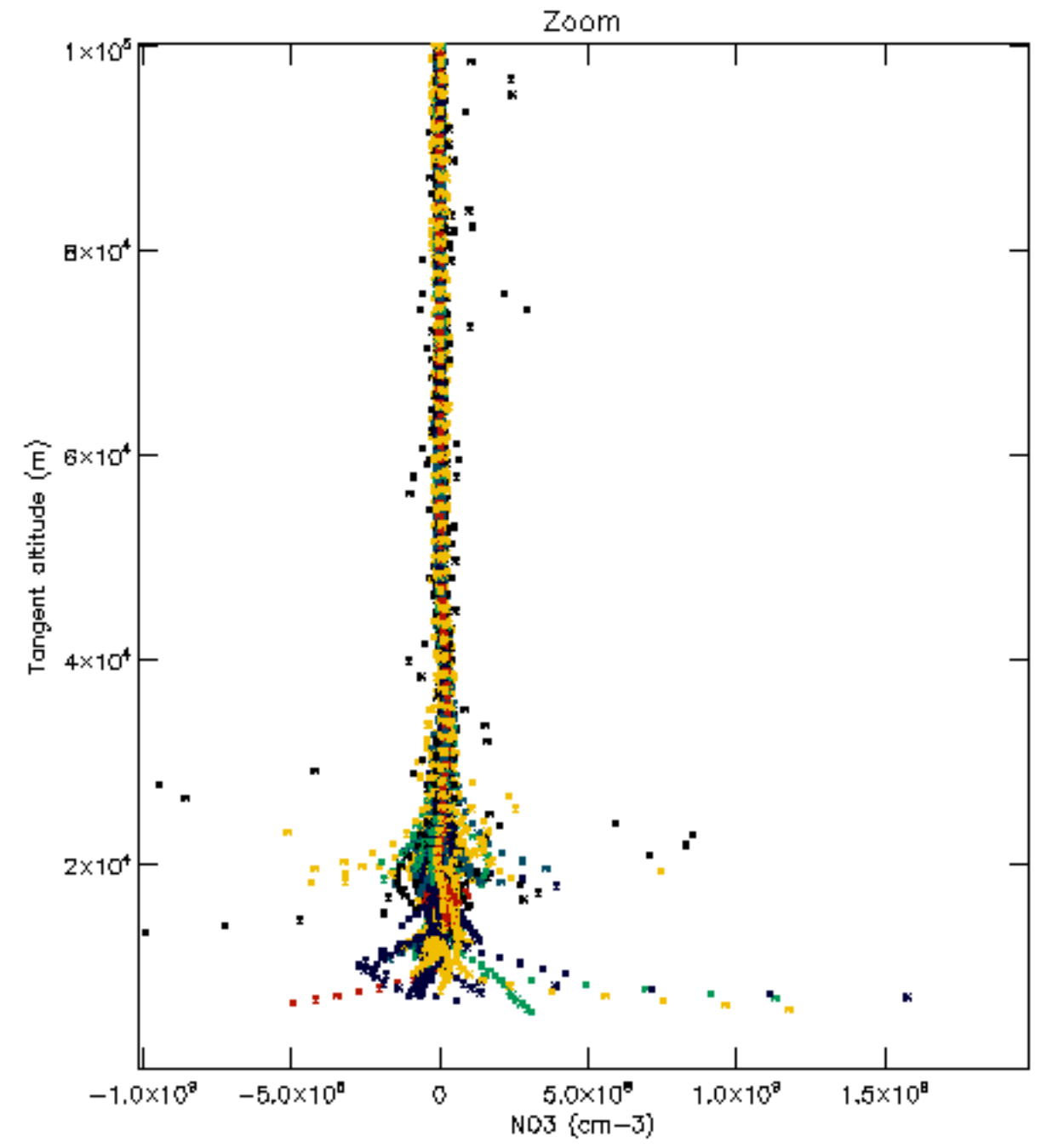
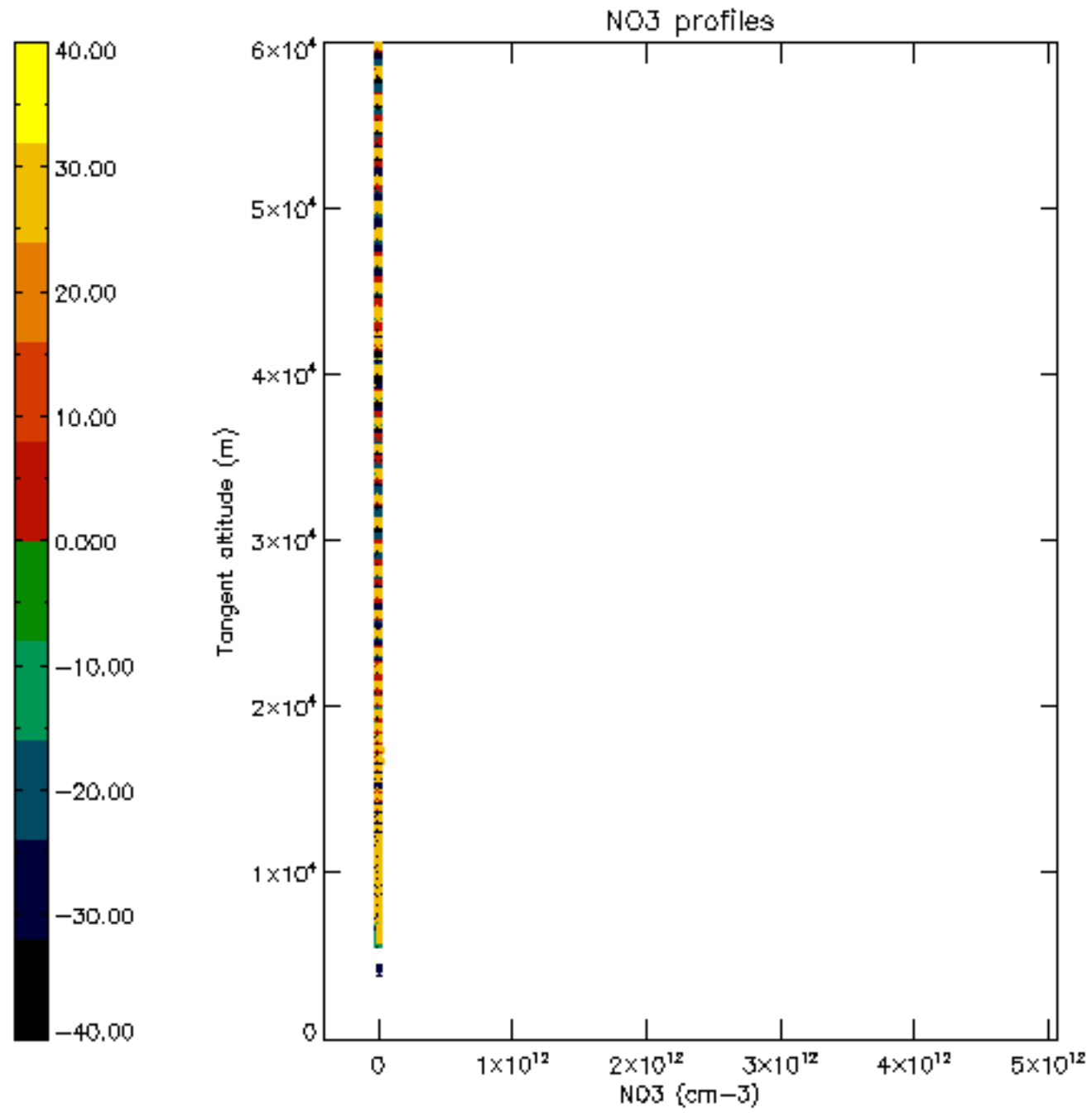


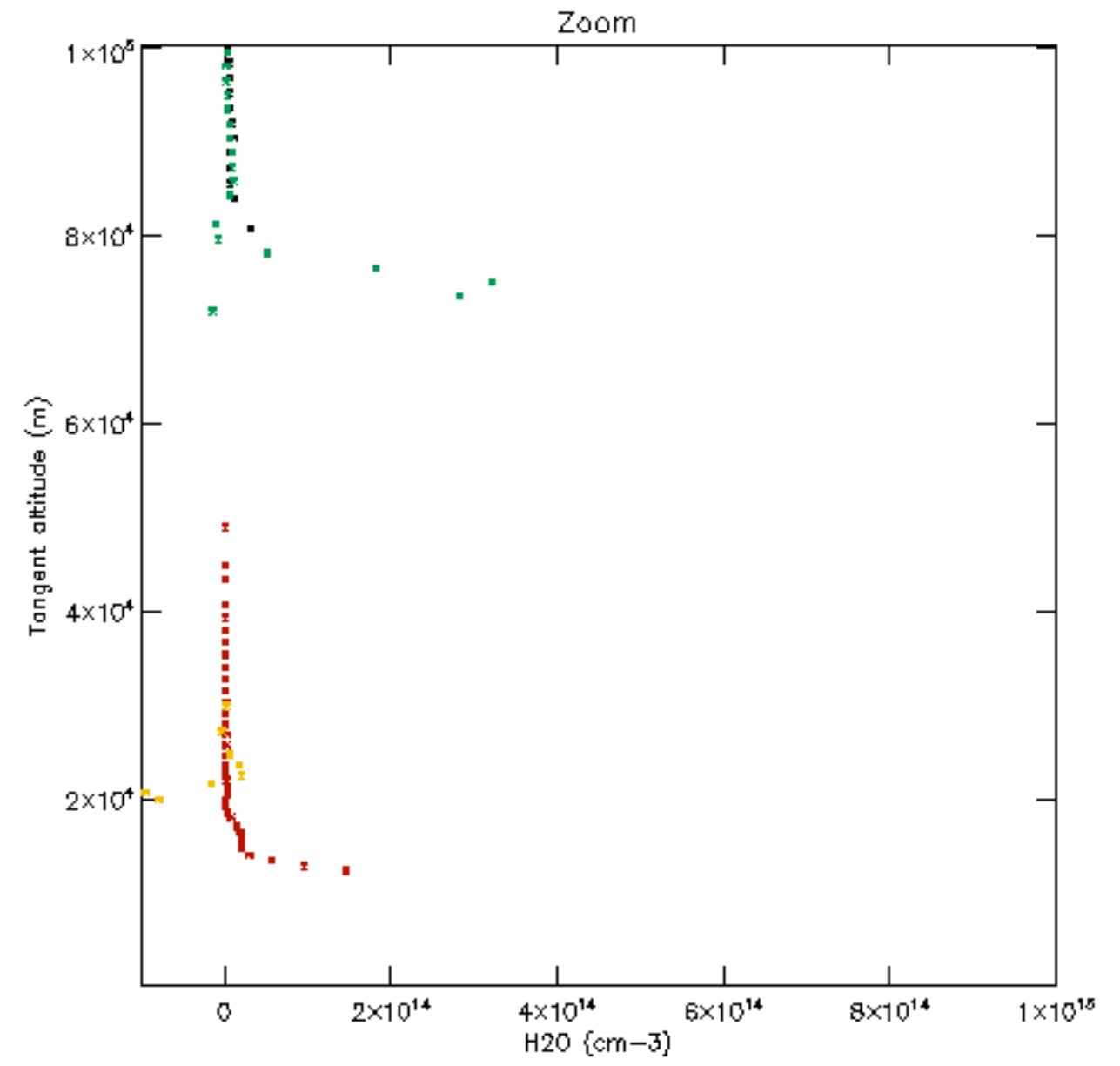
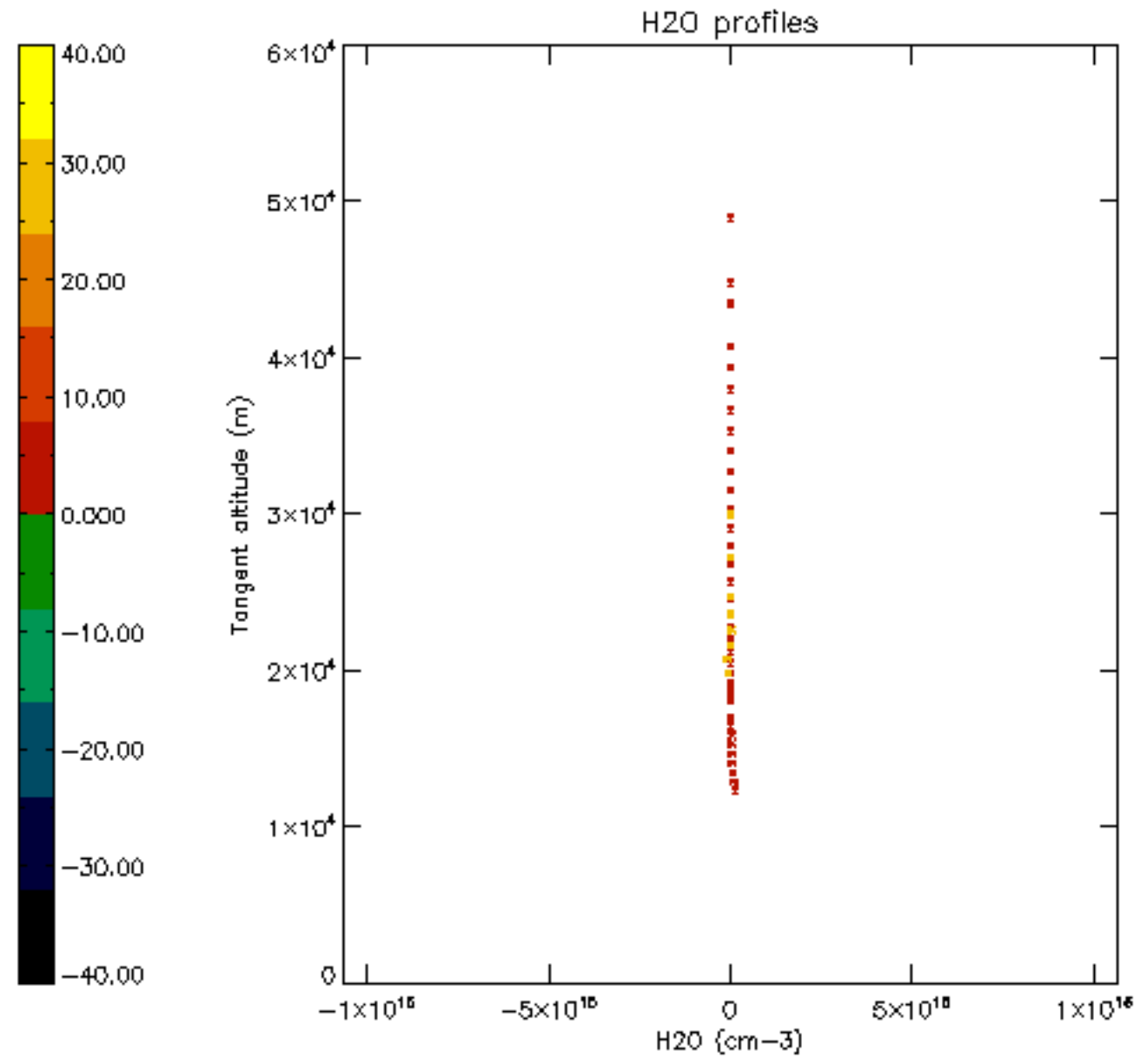




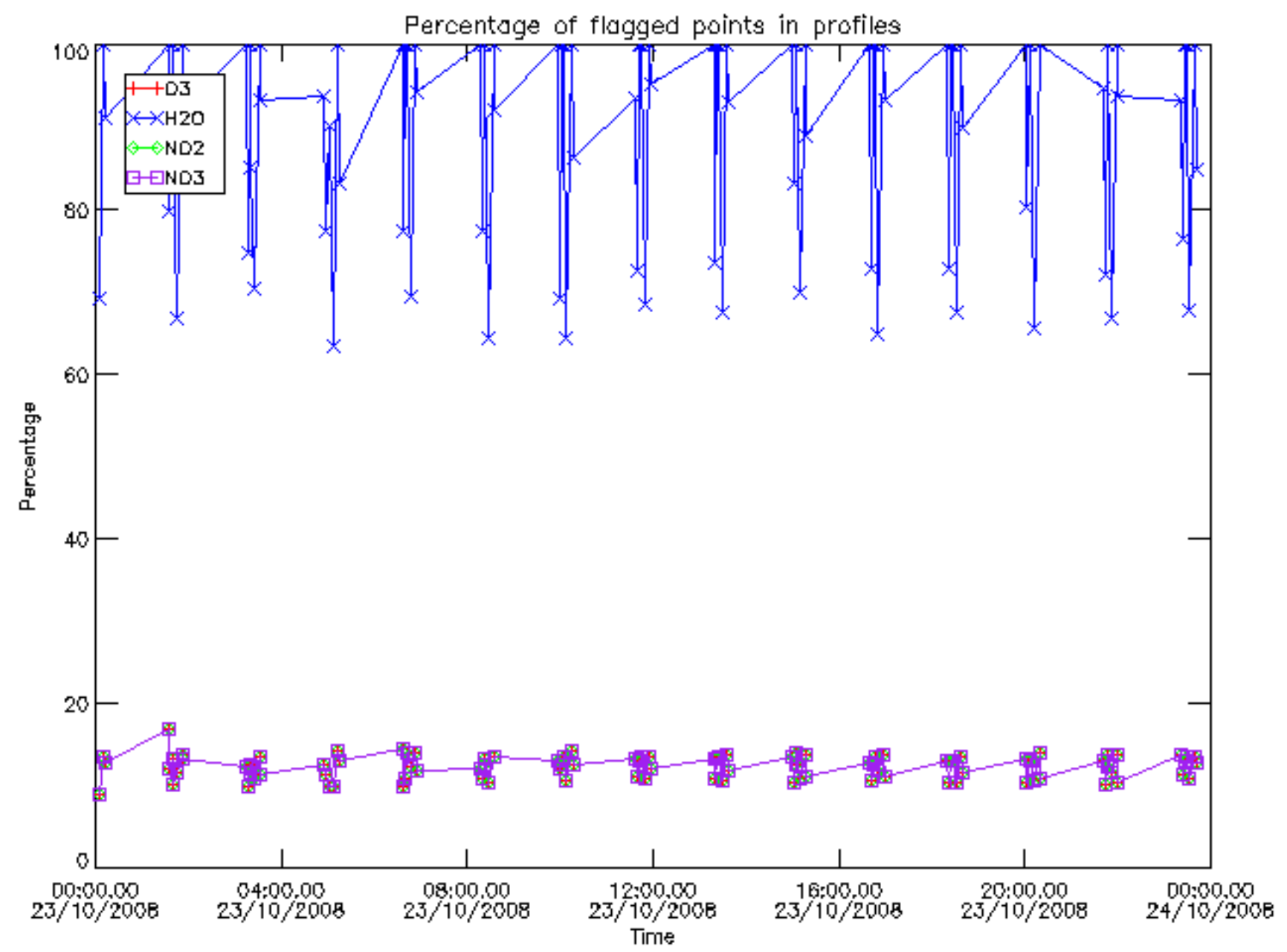




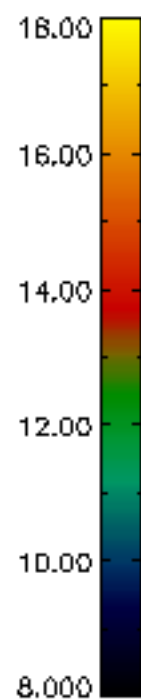
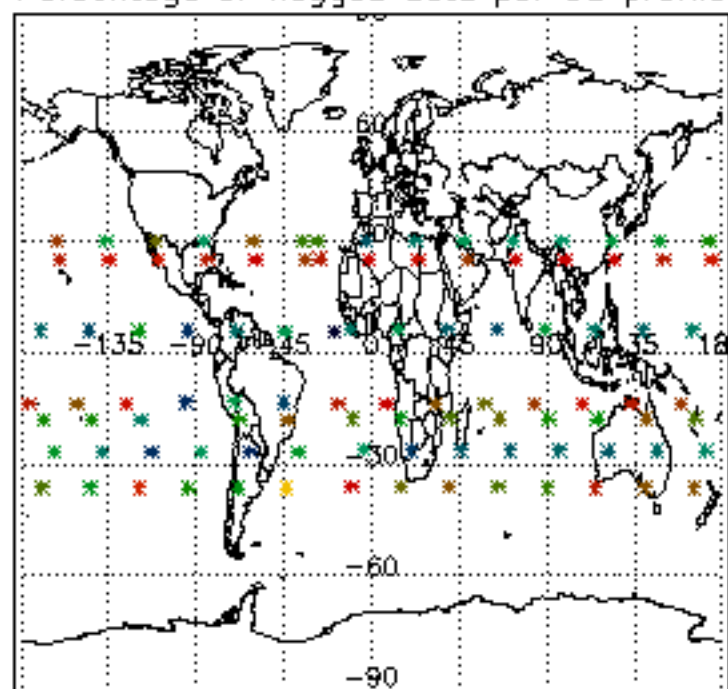




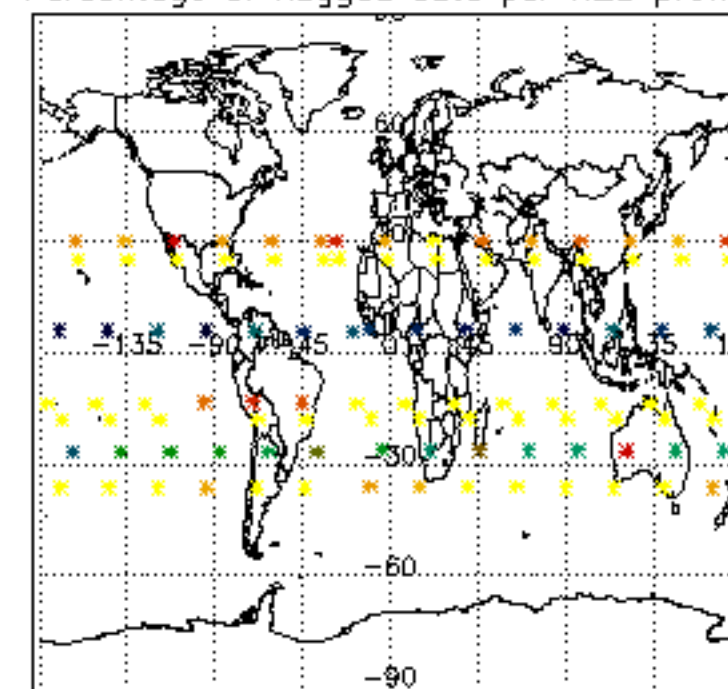




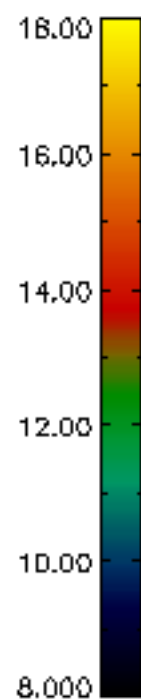
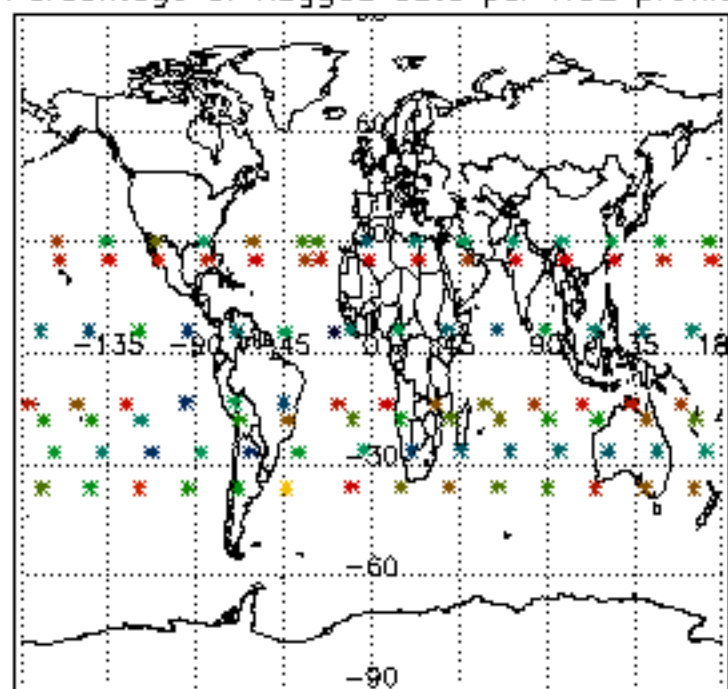
Percentage of flagged data per D3 profile



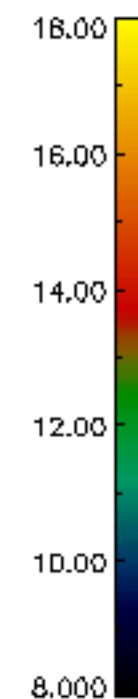
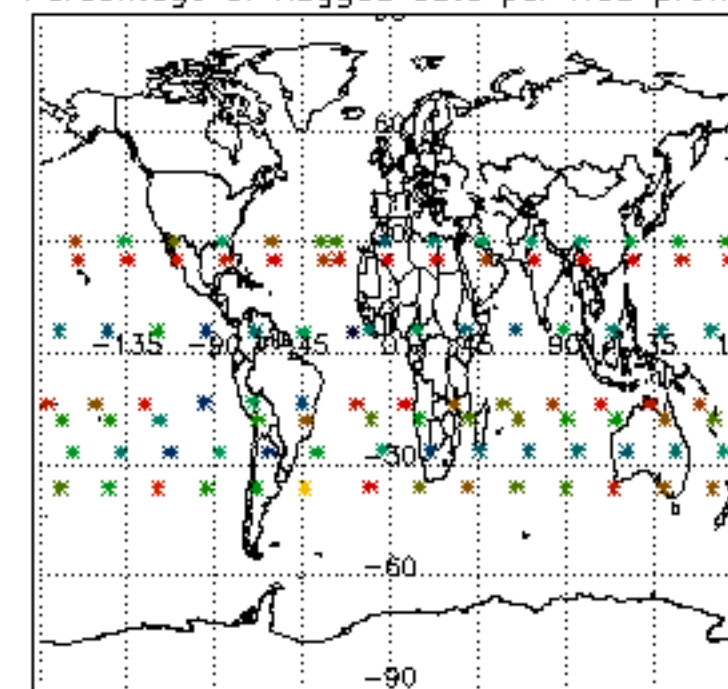
Percentage of flagged data per H2O profile

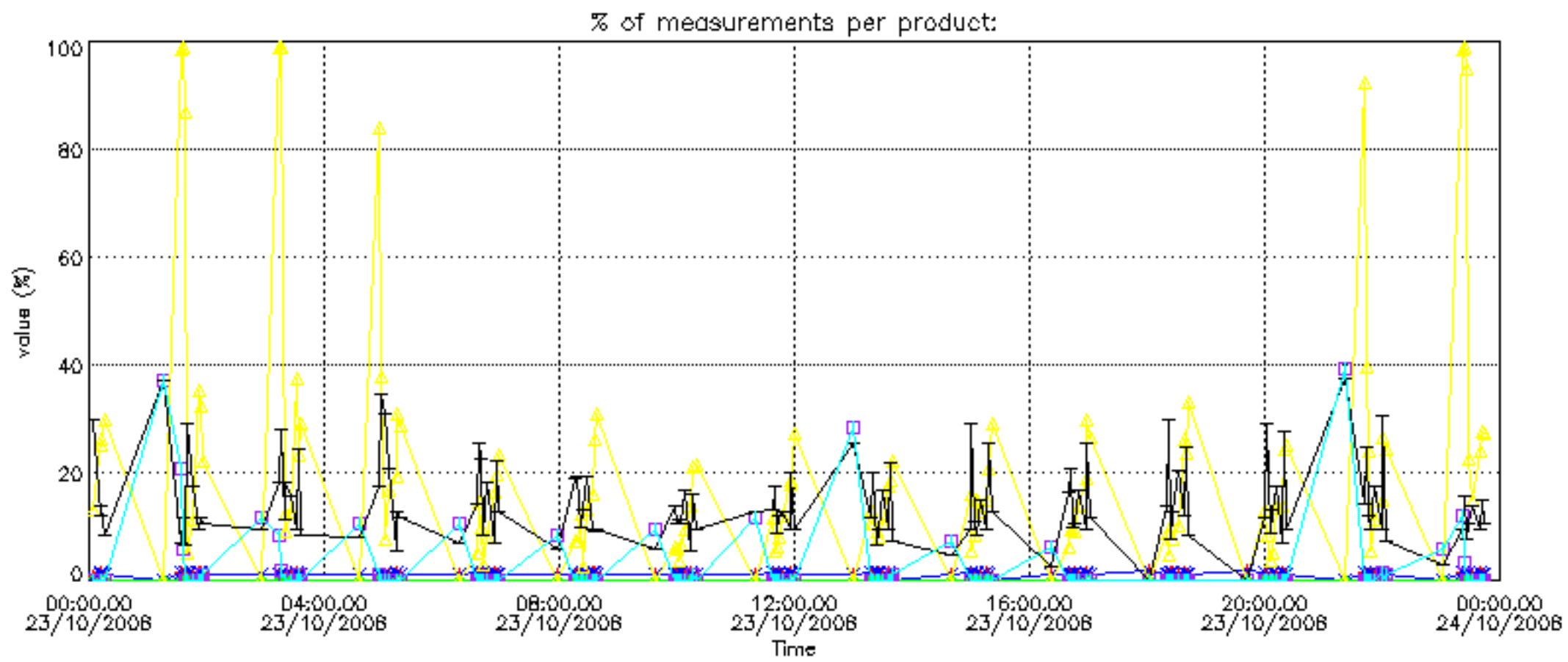


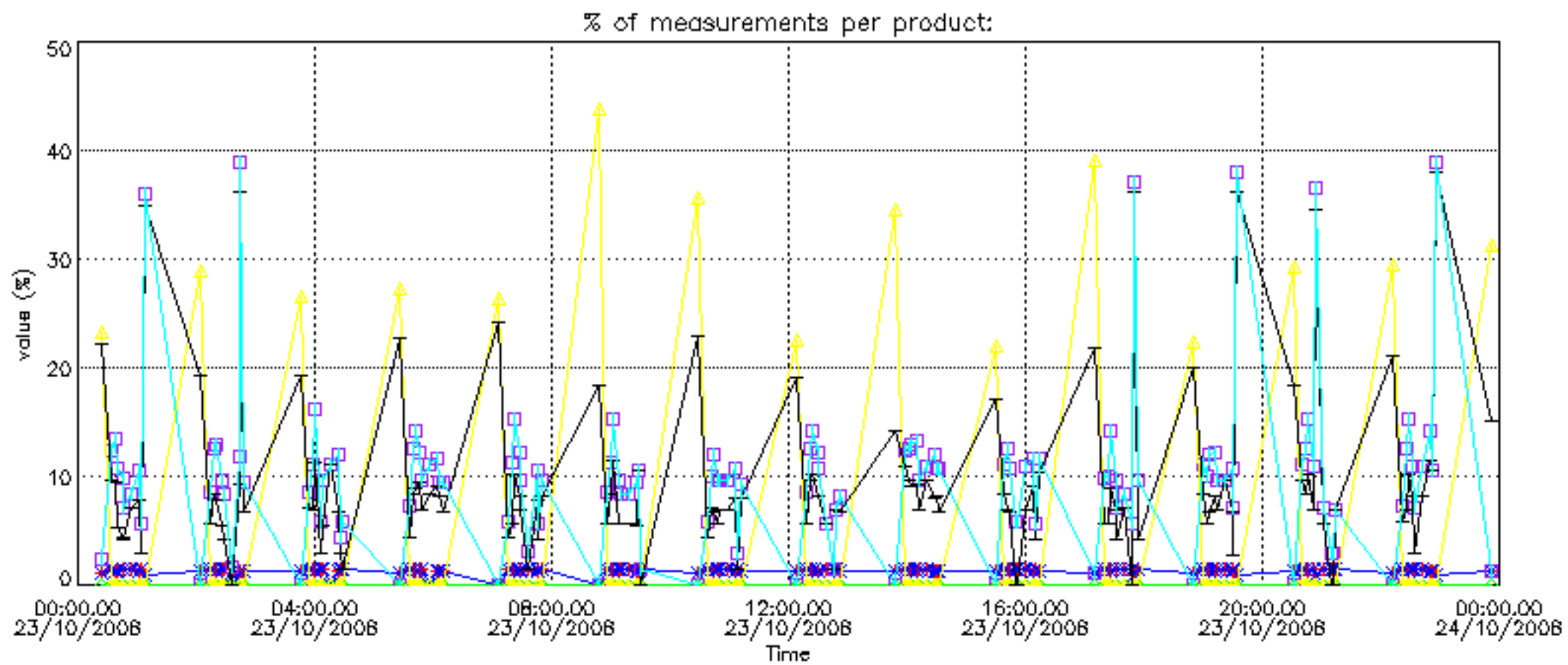
Percentage of flagged data per NO2 profile



Percentage of flagged data per NO3 profile

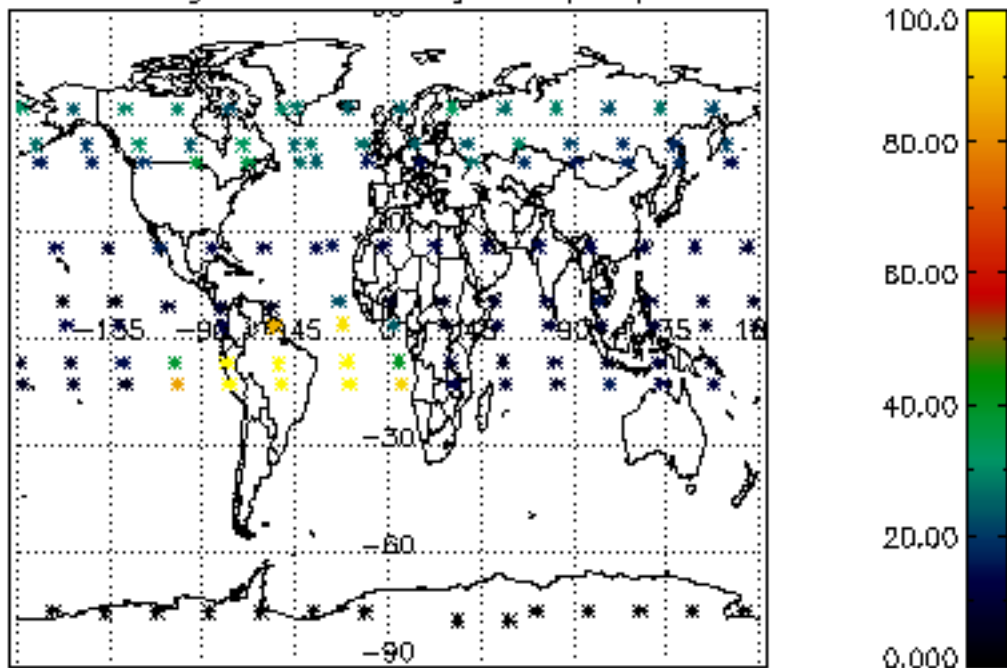




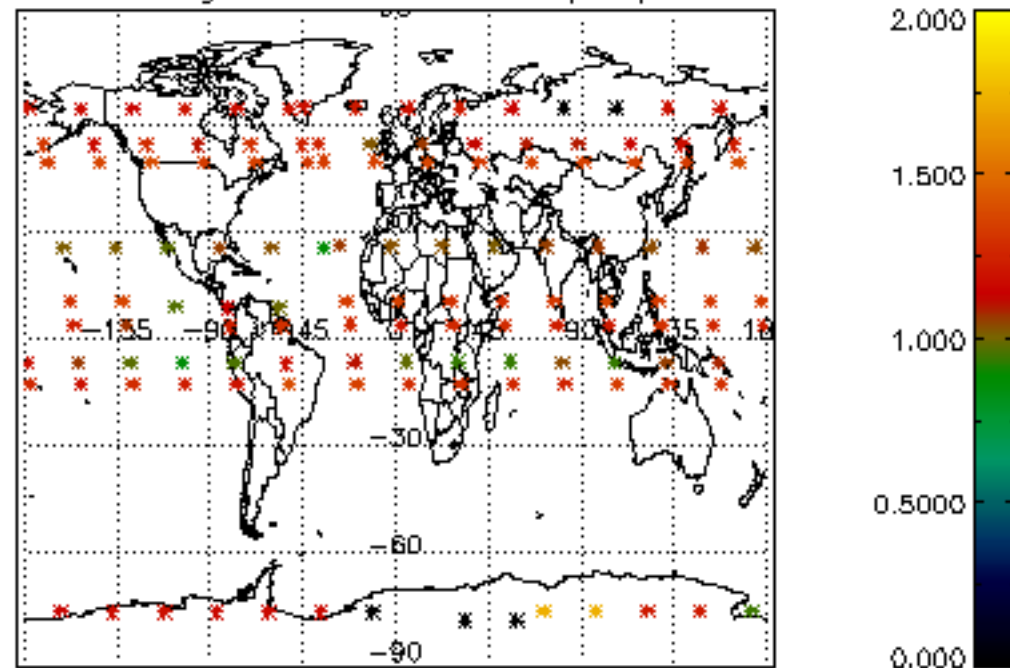




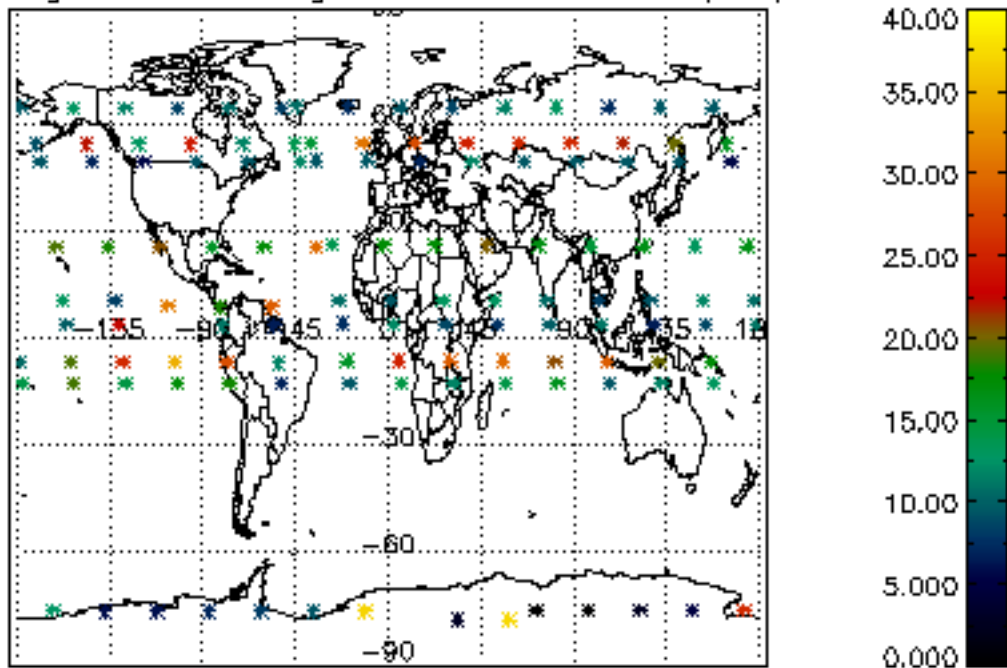
Percentage of cosmic ray hits per profile



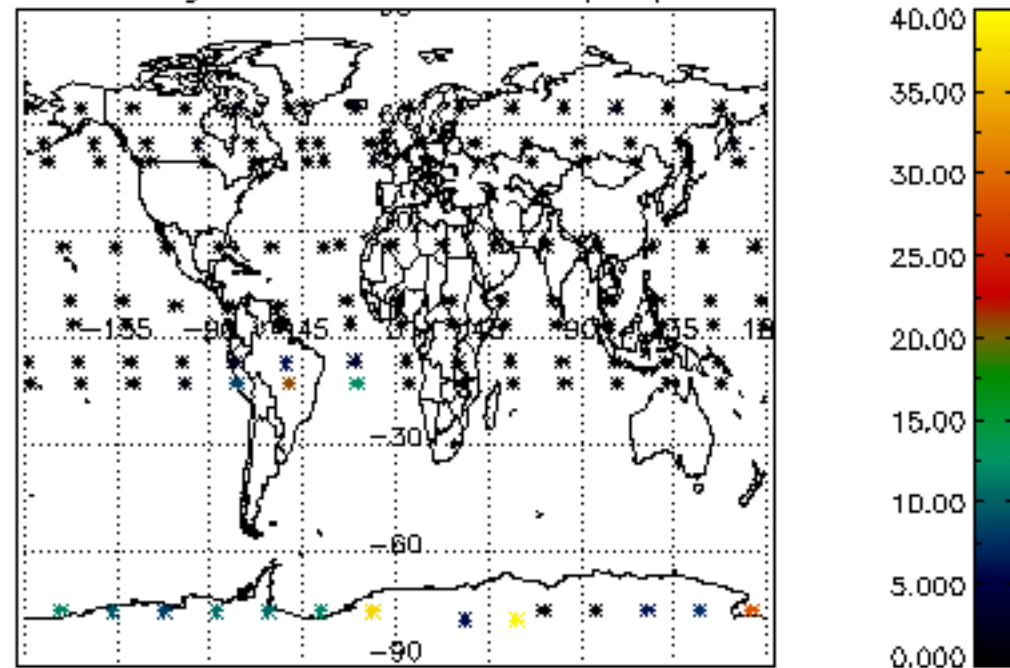
Percentage of datation errors per profile



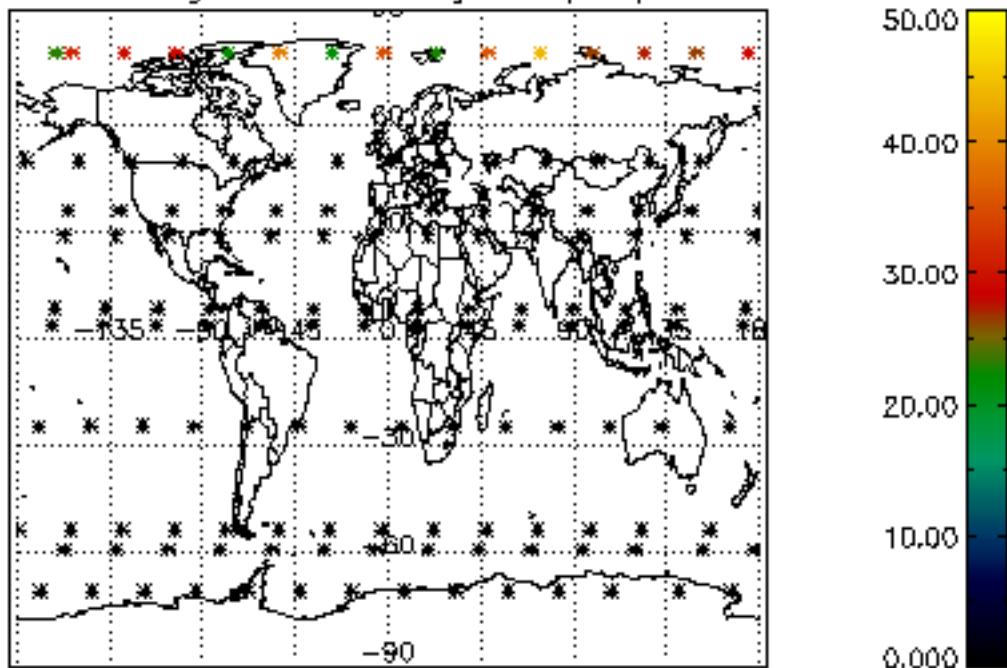
Percentage of star falling outside central band per profile



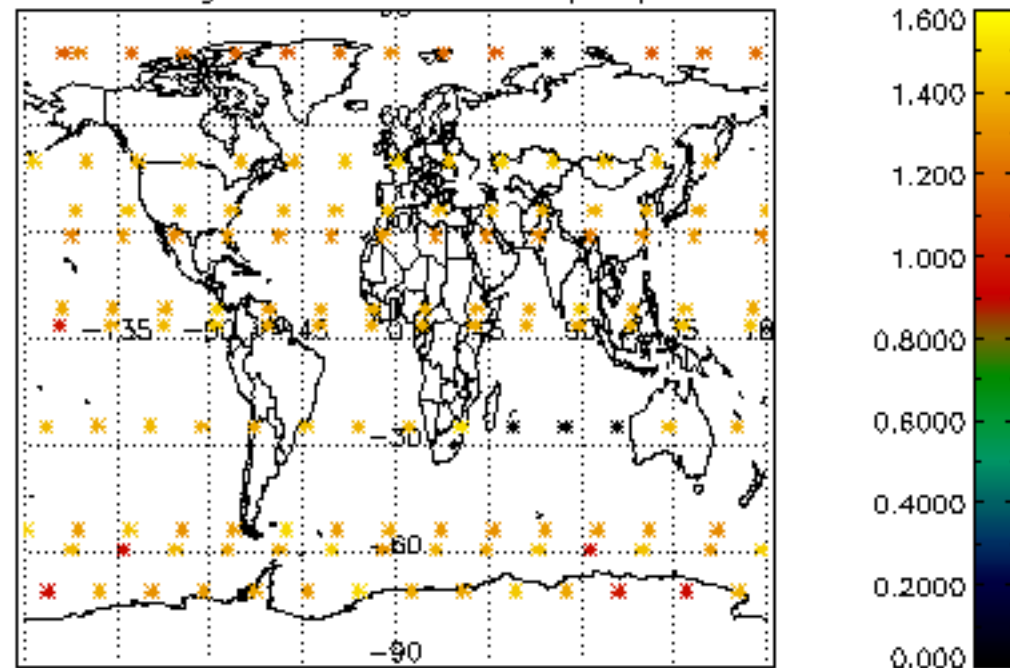
Percentage of saturation errors per profile



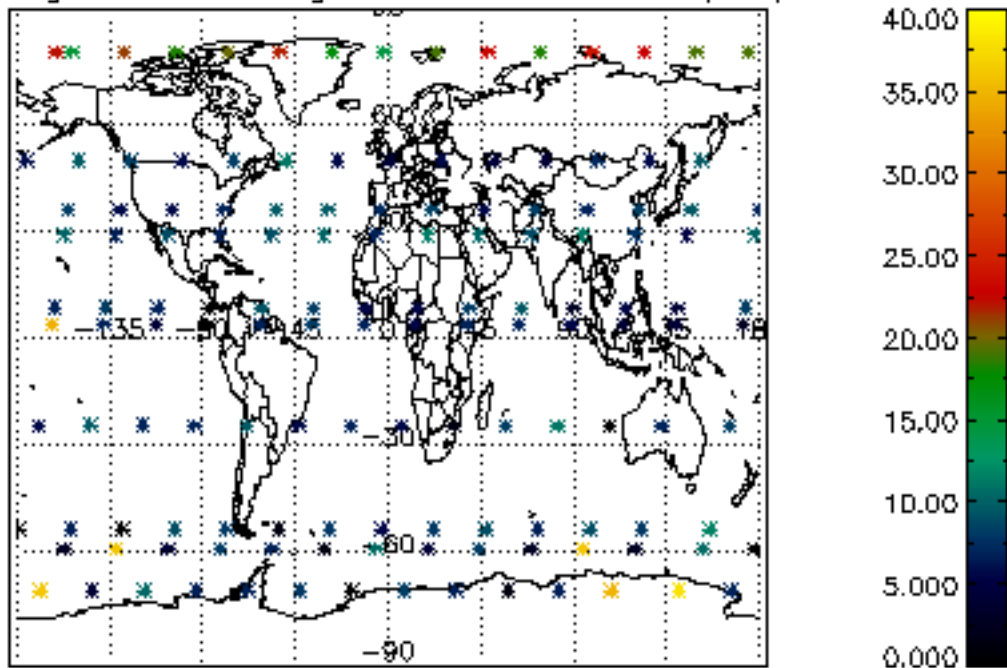
Percentage of cosmic ray hits per profile



Percentage of datation errors per profile



Percentage of star falling outside central band per profile



Percentage of saturation errors per profile

