

GOMOS Level 2 Daily Report

SUMMARY

[1. General Info](#)

[2. Summary of processed GOM_NL_2P products](#)

[3. Level 2 Quality information per product](#)

[3.1 Plot of level 2 quality information per product \(time dependant\)](#)

[3.2 Plot of level 2 quality information per product \(world map\)](#)

[4. Level 1 Quality information per product \(stored on level 2 products\)](#)

[4.1 Plot of level 1 quality information per product \(time dependant\)](#)

[4.1.1 Plot of level 1 quality information per product \(time dependant\): ASCENDING](#)

[4.1.2 Plot of level 1 quality information per product \(time dependant\): DESCENDING](#)

[4.2 Plot of level 1 quality information per product \(world map\)](#)

[4.2.1 Plot of level 1 quality information per product \(world map\): ASCENDING](#)

[4.2.2 Plot of level 1 quality information per product \(world map\): DESCENDING](#)

[5. Ozone profiles based on quality statistics and other trace gas profiles](#)

[5.1 Ozone statistics based on quality of products](#)

[5.2 Plot ozone profiles for all STD \(dark without errors\)](#)

[5.3 Plot ozone profiles where STD < 20% \(dark without errors\)](#)

[5.4. Plot ozone profiles where STD < 10% \(dark without errors\)](#)

[5.5. Plot ozone profiles where STD < 5% \(dark without errors\)](#)

[5.6 Plot NO2 profiles for all STD \(dark without errors\)](#)

[5.7 Plot NO3 profiles for all STD \(dark without errors\)](#)

[5.8 Plot H2O profiles \(only for occultations of stars 1,2,3,4,13,14,16,26,63 dark without errors\) for all STD](#)

[6. Auxiliary Data Files used for the production reported in section 2](#)

This report presents the daily analysis on parameters extracted from GOMOS level 2 data (GOM_NL__2P). It is intended to monitor some important parameters that will impact the quality of these products. A list of level 2 products (and content) that have arrived during the reporting day to the PCF is also given.

Item	Value
Time of report generation	25APR2013 21:14:36
Data source version	GOMOS/6.01
Start time of products	21-10-2008 (21OCT2008 00:00:00)
Stop time of products	22-10-2008 (22OCT2008 00:00:00)
Store outputs in DB	Yes
Nb of level 2 prods	267
Nb of prods with errors	0

2. Summary of processed GOM_NL__2P products.

Nr	Filename	UTC Start time	Limb	Duration	Star Id	Star Name	Star Mag	Star Temp	Nb Meas	Orbit	Prod. error
1	GOM_NL__2PRFIN20081021_000003_00000372073_00102_34725_5732.N1	21-OCT-2008 00:00:03	Bright	36.500	58	21Alp And	2.0730	11000.	73	34725	No
2	GOM_NL__2PRFIN20081021_000212_00000392073_00102_34725_5733.N1	21-OCT-2008 00:02:12	Bright	39.000	53	43Bet And	2.0480	3300.0	78	34725	No
3	GOM_NL__2PRFIN20081021_000753_000000412073_00102_34725_5734.N1	21-OCT-2008 00:07:53	Bright	41.000	68	18Alp Cas	2.2250	4500.0	82	34725	No
4	GOM_NL__2PRFIN20081021_000912_000000362073_00102_34725_5735.N1	21-OCT-2008 00:09:12	Bright	36.000	76	27Gam Cas	2.3000	30000.	72	34725	No
5	GOM_NL__2PRFIN20081021_001703_000000342073_00102_34725_5736.N1	21-OCT-2008 00:17:03	Bright	34.000	49	1Alp UMi	1.9900	6300.0	68	34725	No
6	GOM_NL__2PRFIN20081021_002518_000000382073_00102_34725_5737.N1	21-OCT-2008 00:25:18	Bright	37.500	36	50Alp UMa	1.8000	6300.0	75	34725	No
7	GOM_NL__2PRFIN20081021_002653_000000532073_00102_34725_5738.N1	21-OCT-2008 00:26:53	Bright	53.000	82	48Bet UMa	2.3650	10600.	106	34725	No
8	GOM_NL__2PRFIN20081021_003021_000000532073_00102_34725_5739.N1	21-OCT-2008 00:30:21	Bright	53.000	174	52Psi UMa	3.0040	4400.0	106	34725	No
9	GOM_NL__2PRFIN20081021_003815_000000422073_00102_34725_5740.N1	21-OCT-2008 00:38:15	Bright	41.500	51	41Gam1Leo	2.0100	4500.0	83	34725	No
10	GOM_NL__2PRFIN20081021_004058_000000412073_00102_34725_5741.N1	21-OCT-2008 00:40:58	Bright	41.000	22	32Alp Leo	1.3600	15200.	82	34725	No
11	GOM_NL__2PRFIN20081021_005815_000000482073_00102_34725_5742.N1	21-OCT-2008 00:58:15	Dark	48.000	65	Lam Vel	2.2040	4400.0	96	34725	No
12	GOM_NL__2PRFIN20081021_010114_000000412073_00103_34726_5738.N1	21-OCT-2008 01:01:14	Dark	40.500	46	Del Vel	1.9540	10600.	81	34726	No
13	GOM_NL__2PRFIN20081021_010244_000000402073_00103_34726_5739.N1	21-OCT-2008 01:02:44	Dark	39.500	41	Eps Car	1.8600	4100.0	79	34726	No
14	GOM_NL__2PRFIN20081021_010716_000000502073_00103_34726_5740.N1	21-OCT-2008 01:07:16	Dark	50.000	2	Alp Car	-0.73600	7000.0	100	34726	No
15	GOM_NL__2PRFIN20081021_011420_000000382073_00103_34726_5741.N1	21-OCT-2008 01:14:20	Dark	37.500	143	Alp Hyi	2.8570	7200.0	75	34726	No
16	GOM_NL__2PRFIN20081021_011545_000000402073_00103_34726_5742.N1	21-OCT-2008 01:15:45	Dark	40.000	9	Alp Eri	0.45300	24000.	80	34726	No
17	GOM_NL__2PRFIN20081021_011836_000000422073_00103_34726_5743.N1	21-OCT-2008 01:18:36	Straylight	42.000	157	The1Eri	2.9060	9300.0	84	34726	No
18	GOM_NL__2PRFIN20081021_012713_000000412073_00103_34726_5744.N1	21-OCT-2008 01:27:13	Straylight	40.500	52	16Bet Cet	2.0370	4500.0	81	34726	No
19	GOM_NL__2PRFIN20081021_013644_000000362073_00103_34726_5745.N1	21-OCT-2008 01:36:44	Bright	36.000	140	88Gam Peg	2.8340	26000.	72	34726	No
20	GOM_NL__2PRFIN20081021_014039_000000372073_00103_34726_5746.N1	21-OCT-2008 01:40:39	Bright	36.500	58	21Alp And	2.0730	11000.	73	34726	No
21	GOM_NL__2PRFIN20081021_014248_000000402073_00103_34726_5747.N1	21-OCT-2008 01:42:48	Bright	40.000	53	43Bet And	2.0480	3300.0	80	34726	No
22	GOM_NL__2PRFIN20081021_014829_000000362073_00103_34726_5748.N1	21-OCT-2008 01:48:29	Bright	35.500	68	18Alp Cas	2.2250	4500.0	71	34726	No
23	GOM_NL__2PRFIN20081021_014947_000000372073_00103_34726_5749.N1	21-OCT-2008 01:49:47	Bright	37.000	76	27Gam Cas	2.3000	30000.	74	34726	No
24	GOM_NL__2PRFIN20081021_015739_000000342073_00103_34726_5750.N1	21-OCT-2008 01:57:39	Bright	33.500	49	1Alp UMi	1.9900	6300.0	67	34726	No
25	GOM_NL__2PRFIN20081021_020554_000000382073_00103_34726_5751.N1	21-OCT-2008 02:05:54	Bright	38.000	36	50Alp UMa	1.8000	6300.0	76	34726	No
26	GOM_NL__2PRFIN20081021_020729_000000372073_00103_34726_5752.N1	21-OCT-2008 02:07:29	Bright	37.000	82	48Bet UMa	2.3650	10600.	74	34726	No
27	GOM_NL__2PRFIN20081021_021057_000000362073_00103_34726_5753.N1	21-OCT-2008 02:10:57	Bright	35.500	174	52Psi UMa	3.0040	4400.0	71	34726	No
28	GOM_NL__2PRFIN20081021_021852_000000402073_00103_34726_5754.N1	21-OCT-2008 02:18:52	Bright	39.500	51	41Gam1Leo	2.0100	4500.0	79	34726	No
29	GOM_NL__2PRFIN20081021_022134_000000492073_00103_34726_5755.N1	21-OCT-2008 02:21:34	Bright	48.500	22	32Alp Leo	1.3600	15200.	97	34726	No
30	GOM_NL__2PRFIN20081021_023852_000000562073_00103_34726_5756.N1	21-OCT-2008 02:38:52	Dark	55.500	65	Lam Vel	2.2040	4400.0	111	34726	No
31	GOM_NL__2PRFIN20081021_024320_000000492073_00104_34727_5753.N1	21-OCT-2008 02:43:20	Dark	49.000	41	Eps Car	1.8600	4100.0	98	34727	No
32	GOM_NL__2PRFIN20081021_024753_000000512073_00104_34727_5754.N1	21-OCT-2008 02:47:53	Dark	50.500	2	Alp Car	-0.73600	7000.0	101	34727	No
33	GOM_NL__2PRFIN20081021_025456_000000382073_00104_34727_5755.N1	21-OCT-2008 02:54:56	Dark	38.000	143	Alp Hyi	2.8570	7200.0	76	34727	No
34	GOM_NL__2PRFIN20081021_025621_000000512073_00104_34727_5756.N1	21-OCT-2008 02:56:21	Dark	50.500	9	Alp Eri	0.45300	24000.	101	34727	No
35	GOM_NL__2PRFIN20081021_025913_000000442073_00104_34727_5757.N1	21-OCT-2008 02:59:13	Straylight	43.500	157	The1Eri	2.9060	9300.0	87	34727	No
36	GOM_NL__2PRFIN20081021_030749_000000442073_00104_34727_5758.N1	21-OCT-2008 03:07:49	Straylight	44.000	52	16Bet Cet	2.0370	4500.0	88	34727	No
37	GOM_NL__2PRFIN20081021_031720_000000362073_00104_34727_5759.N1	21-OCT-2008 03:17:20	Bright	35.500	140	88Gam Peg	2.8340	26000.	71	34727	No
38	GOM_NL__2PRFIN20081021_032115_000000372073_00104_34727_5760.N1	21-OCT-2008 03:21:15	Bright	37.000	58	21Alp And	2.0730	11000.	74	34727	No
39	GOM_NL__2PRFIN20081021_032323_000000412073_00104_34727_5761.N1	21-OCT-2008 03:23:23	Bright	40.500	53	43Bet And	2.0480	3300.0	81	34727	No
40	GOM_NL__2PRFIN20081021_032905_000000352073_00104_34727_5762.N1	21-OCT-2008 03:29:05	Bright	35.000	68	18Alp Cas	2.2250	4500.0	70	34727	No
41	GOM_NL__2PRFIN20081021_033023_000000372073_00104_34727_5763.N1	21-OCT-2008 03:30:23	Bright	37.000	76	27Gam Cas	2.3000	30000.	74	34727	No
42	GOM_NL__2PRFIN20081021_033815_000000342073_00104_34727_5764.N1	21-OCT-2008 03:38:15	Bright	33.500	49	1Alp UMi	1.9900	6300.0	67	34727	No

43	GOM_NL__2PRFIN20081021_034630_000000372073_00104_34727_5765.N1	21-OCT-2008 03:46:30	Bright	36.500	36	50Alp UMa	1.8000	6300.0	73	34727	No
44	GOM_NL__2PRFIN20081021_034805_000000372073_00104_34727_5766.N1	21-OCT-2008 03:48:05	Bright	37.000	82	48Bet UMa	2.3650	10600.	74	34727	No
45	GOM_NL__2PRFIN20081021_035133_000000352073_00104_34727_5767.N1	21-OCT-2008 03:51:33	Bright	34.500	174	52Psi UMa	3.0040	4400.0	69	34727	No
46	GOM_NL__2PRFIN20081021_035928_000000452073_00104_34727_5768.N1	21-OCT-2008 03:59:28	Bright	45.000	51	41Gam1Leo	2.0100	4500.0	90	34727	No
47	GOM_NL__2PRFIN20081021_040211_000000532073_00104_34727_5769.N1	21-OCT-2008 04:02:11	Bright	53.000	22	32Alp Leo	1.3600	15200.	106	34727	No
48	GOM_NL__2PRFIN20081021_041929_000000432073_00104_34727_5770.N1	21-OCT-2008 04:19:29	Dark	42.500	65	Lam Vel	2.2040	4400.0	85	34727	No
49	GOM_NL__2PRFIN20081021_042357_000000492073_00105_34728_5763.N1	21-OCT-2008 04:23:57	Dark	49.000	41	Eps Car	1.8600	4100.0	98	34728	No
50	GOM_NL__2PRFIN20081021_042830_000000482073_00105_34728_5764.N1	21-OCT-2008 04:28:30	Dark	47.500	2	Alp Car	-0.73600	7000.0	95	34728	No
51	GOM_NL__2PRFIN20081021_043532_000000372073_00105_34728_5765.N1	21-OCT-2008 04:35:32	Dark	37.000	143	Alp Hyi	2.8570	7200.0	74	34728	No
52	GOM_NL__2PRFIN20081021_043657_000000402073_00105_34728_5766.N1	21-OCT-2008 04:36:57	Dark	40.000	9	Alp Eri	0.45300	24000.	80	34728	No
53	GOM_NL__2PRFIN20081021_043949_000000432073_00105_34728_5767.N1	21-OCT-2008 04:39:49	Straylight	43.000	157	The1Eri	2.9060	9300.0	86	34728	No
54	GOM_NL__2PRFIN20081021_044825_000000432073_00105_34728_5768.N1	21-OCT-2008 04:48:25	Straylight	43.000	52	16Bet Cet	2.0370	4500.0	86	34728	No
55	GOM_NL__2PRFIN20081021_045756_000000362073_00105_34728_5769.N1	21-OCT-2008 04:57:56	Bright	35.500	140	88Gam Peg	2.8340	26000.	71	34728	No
56	GOM_NL__2PRFIN20081021_050151_000000362073_00105_34728_5770.N1	21-OCT-2008 05:01:51	Bright	36.000	58	21Alp And	2.0730	11000.	72	34728	No
57	GOM_NL__2PRFIN20081021_050359_000000402073_00105_34728_5771.N1	21-OCT-2008 05:03:59	Bright	40.000	53	43Bet And	2.0480	3300.0	80	34728	No
58	GOM_NL__2PRFIN20081021_050940_000000382073_00105_34728_5772.N1	21-OCT-2008 05:09:40	Bright	37.500	68	18Alp Cas	2.2250	4500.0	75	34728	No
59	GOM_NL__2PRFIN20081021_051059_000000372073_00105_34728_5773.N1	21-OCT-2008 05:10:59	Bright	37.000	76	27Gam Cas	2.3000	30000.	74	34728	No
60	GOM_NL__2PRFIN20081021_051851_000000352073_00105_34728_5774.N1	21-OCT-2008 05:18:51	Bright	35.000	49	1Alp UMi	1.9900	6300.0	70	34728	No
61	GOM_NL__2PRFIN20081021_052706_000000392073_00105_34728_5775.N1	21-OCT-2008 05:27:06	Bright	38.500	36	50Alp UMa	1.8000	6300.0	77	34728	No
62	GOM_NL__2PRFIN20081021_052840_000000382073_00105_34728_5776.N1	21-OCT-2008 05:28:40	Bright	37.500	82	48Bet UMa	2.3650	10600.	75	34728	No
63	GOM_NL__2PRFIN20081021_053209_000000352073_00105_34728_5777.N1	21-OCT-2008 05:32:09	Bright	34.500	174	52Psi UMa	3.0040	4400.0	69	34728	No
64	GOM_NL__2PRFIN20081021_054004_000000422073_00105_34728_5778.N1	21-OCT-2008 05:40:04	Bright	41.500	51	41Gam1Leo	2.0100	4500.0	83	34728	No
65	GOM_NL__2PRFIN20081021_054247_000000522073_00105_34728_5779.N1	21-OCT-2008 05:42:47	Bright	52.000	22	32Alp Leo	1.3600	15200.	104	34728	No
66	GOM_NL__2PRFIN20081021_060005_000000532073_00105_34728_5780.N1	21-OCT-2008 06:00:05	Dark	53.000	65	Lam Vel	2.2040	4400.0	106	34728	No
67	GOM_NL__2PRFIN20081021_060304_000000412073_00106_34729_5785.N1	21-OCT-2008 06:03:04	Dark	41.000	46	Del Vel	1.9540	10600.	82	34729	No
68	GOM_NL__2PRFIN20081021_060433_000000522073_00106_34729_5786.N1	21-OCT-2008 06:04:33	Dark	52.000	41	Eps Car	1.8600	4100.0	104	34729	No
69	GOM_NL__2PRFIN20081021_060906_000000502073_00106_34729_5787.N1	21-OCT-2008 06:09:06	Dark	50.000	2	Alp Car	-0.73600	7000.0	100	34729	No
70	GOM_NL__2PRFIN20081021_061608_000000382073_00106_34729_5788.N1	21-OCT-2008 06:16:08	Dark	38.000	143	Alp Hyi	2.8570	7200.0	76	34729	No
71	GOM_NL__2PRFIN20081021_061734_000000422073_00106_34729_5789.N1	21-OCT-2008 06:17:34	Dark	41.500	9	Alp Eri	0.45300	24000.	83	34729	No
72	GOM_NL__2PRFIN20081021_062025_000000432073_00106_34729_5790.N1	21-OCT-2008 06:20:25	Straylight	42.500	157	The1Eri	2.9060	9300.0	85	34729	No
73	GOM_NL__2PRFIN20081021_062902_000000432073_00106_34729_5791.N1	21-OCT-2008 06:29:02	Straylight	42.500	52	16Bet Cet	2.0370	4500.0	85	34729	No
74	GOM_NL__2PRFIN20081021_063833_000000352073_00106_34729_5792.N1	21-OCT-2008 06:38:33	Bright	34.500	140	88Gam Peg	2.8340	26000.	69	34729	No
75	GOM_NL__2PRFIN20081021_064227_000000372073_00106_34729_5793.N1	21-OCT-2008 06:42:27	Bright	37.000	58	21Alp And	2.0730	11000.	74	34729	No
76	GOM_NL__2PRFIN20081021_064435_000000392073_00106_34729_5794.N1	21-OCT-2008 06:44:35	Bright	38.500	53	43Bet And	2.0480	3300.0	77	34729	No
77	GOM_NL__2PRFIN20081021_065016_000000372073_00106_34729_5795.N1	21-OCT-2008 06:50:16	Bright	37.000	68	18Alp Cas	2.2250	4500.0	74	34729	No
78	GOM_NL__2PRFIN20081021_065135_000000372073_00106_34729_5796.N1	21-OCT-2008 06:51:35	Bright	36.500	76	27Gam Cas	2.3000	30000.	73	34729	No
79	GOM_NL__2PRFIN20081021_065927_000000342073_00106_34729_5797.N1	21-OCT-2008 06:59:27	Bright	34.000	49	1Alp UMi	1.9900	6300.0	68	34729	No
80	GOM_NL__2PRFIN20081021_070742_000000382073_00106_34729_5798.N1	21-OCT-2008 07:07:42	Bright	38.000	36	50Alp UMa	1.8000	6300.0	76	34729	No
81	GOM_NL__2PRFIN20081021_070916_000000352073_00106_34729_5799.N1	21-OCT-2008 07:09:16	Bright	34.500	82	48Bet UMa	2.3650	10600.	69	34729	No
82	GOM_NL__2PRFIN20081021_071245_000000362073_00106_34729_5800.N1	21-OCT-2008 07:12:45	Bright	36.000	174	52Psi UMa	3.0040	4400.0	72	34729	No
83	GOM_NL__2PRFIN20081021_072040_000000422073_00106_34729_5801.N1	21-OCT-2008 07:20:40	Bright	42.000	51	41Gam1Leo	2.0100	4500.0	84	34729	No
84	GOM_NL__2PRFIN20081021_072324_000000442073_00106_34729_5802.N1	21-OCT-2008 07:23:24	Bright	44.000	22	32Alp Leo	1.3600	15200.	88	34729	No
85	GOM_NL__2PRFIN20081021_074042_000000442073_00106_34729_5803.N1	21-OCT-2008 07:40:42	Dark	44.000	65	Lam Vel	2.2040	4400.0	88	34729	No
86	GOM_NL__2PRFIN20081021_074340_000000412073_00107_34730_5799.N1	21-OCT-2008 07:43:40	Dark	40.500	46	Del Vel	1.9540	10600.	81	34730	No
87	GOM_NL__2PRFIN20081021_074510_000000392073_00107_34730_5800.N1	21-OCT-2008 07:45:10	Dark	39.000	41	Eps Car	1.8600	4100.0	78	34730	No
88	GOM_NL__2PRFIN20081021_074943_000000492073_00107_34730_5801.N1	21-OCT-2008 07:49:43	Dark	49.000	2	Alp Car	-0.73600	7000.0	98	34730	No
89	GOM_NL__2PRFIN20081021_075645_000000392073_00107_34730_5802.N1	21-OCT-2008 07:56:45	Dark	39.000	143	Alp Hyi	2.8570	7200.0	78	34730	No
90	GOM_NL__2PRFIN20081021_075810_000000472073_00107_34730_5803.N1	21-OCT-2008 07:58:10	Dark	47.000	9	Alp Eri	0.45300	24000.	94	34730	No
91	GOM_NL__2PRFIN20081021_080102_000000432073_00107_34730_5804.N1	21-OCT-2008 08:01:02	Straylight	43.000	157	The1Eri	2.9060	9300.0	86	34730	No
92	GOM_NL__2PRFIN20081021_080938_000000412073_00107_34730_5805.N1	21-OCT-2008 08:09:38	Straylight	41.000	52	16Bet Cet	2.0370	4500.0	82	34730	No
93	GOM_NL__2PRFIN20081021_081909_000000352073_00107_34730_5806.N1	21-OCT-2008 08:19:09	Bright	35.000	140	88Gam Peg	2.8340	26000.	70	34730	No
94	GOM_NL__2PRFIN20081021_082303_000000362073_00107_34730_5807.N1	21-OCT-2008 08:23:03	Bright	35.500	58	21Alp And	2.0730	11000.	71	34730	No
95	GOM_NL__2PRFIN20081021_082511_000000522073_00107_34730_5808.N1	21-OCT-2008 08:25:11	Bright	51.500	53	43Bet And	2.0480	3300.0	103	34730	No
96	GOM_NL__2PRFIN20081021_083052_000000382073_00107_34730_5809.N1	21-OCT-2008 08:30:52	Bright	38.000	68	18Alp Cas	2.2250	4500.0	76	34730	No
97	GOM_NL__2PRFIN20081021_083210_000000382073_00107_34730_5810.N1	21-OCT-2008 08:32:10	Bright	37.500	76	27Gam Cas	2.3000	30000.	75	34730	No
98	GOM_NL__2PRFIN20081021_084003_000000332073_00107_34730_5811.N1	21-OCT-2008 08:40:03	Bright	33.000	49	1Alp UMi	1.9900	6300.0	66	34730	No
99	GOM_NL__2PRFIN20081021_084818_000000402073_00107_34730_5812.N1	21-OCT-2008 08:48:18	Bright	39.500	36	50Alp UMa	1.8000	6300.0	79	34730	No
100	GOM_NL__2PRFIN20081021_084952_000000372073_00107_34730_5813.N1	21-OCT-2008 08:49:52	Bright	37.000	82	48Bet UMa	2.3650	10600.	74	34730	No
101	GOM_NL__2PRFIN20081021_085321_000000352073_00107_34730_5814.N1	21-OCT-2008 08:53:21	Bright	35.000	174	52Psi UMa	3.0040	4400.0	70	34730	No

102	GOM_NL__2PRFIN20081021_090116_000000392073_00107_34730_5815.N1	21-OCT-2008 09:01:16	Bright	39.000	51	41Gam1Leo	2.0100	4500.0	78	34730	No
103	GOM_NL__2PRFIN20081021_090400_000000412073_00107_34730_5816.N1	21-OCT-2008 09:04:00	Bright	41.000	22	32Alp Leo	1.3600	15200.	82	34730	No
104	GOM_NL__2PRFIN20081021_092119_000000462073_00107_34730_5817.N1	21-OCT-2008 09:21:19	Dark	46.000	65	Lam Vel	2.2040	4400.0	92	34730	No
105	GOM_NL__2PRFIN20081021_092417_000000422073_00108_34731_5810.N1	21-OCT-2008 09:24:17	Dark	41.500	46	Del Vel	1.9540	10600.	83	34731	No
106	GOM_NL__2PRFIN20081021_092546_000000432073_00108_34731_5811.N1	21-OCT-2008 09:25:46	Dark	43.000	41	Eps Car	1.8600	4100.0	86	34731	No
107	GOM_NL__2PRFIN20081021_093020_000000492073_00108_34731_5812.N1	21-OCT-2008 09:30:20	Dark	49.000	2	Alp Car	-0.73600	7000.0	98	34731	No
108	GOM_NL__2PRFIN20081021_093721_000000372073_00108_34731_5813.N1	21-OCT-2008 09:37:21	Dark	36.500	143	Alp Hyi	2.8570	7200.0	73	34731	No
109	GOM_NL__2PRFIN20081021_093846_000000402073_00108_34731_5814.N1	21-OCT-2008 09:38:46	Dark	40.000	9	Alp Eri	0.45300	24000.	80	34731	No
110	GOM_NL__2PRFIN20081021_094138_000000432073_00108_34731_5815.N1	21-OCT-2008 09:41:38	Straylight	42.500	157	The1Eri	2.9060	9300.0	85	34731	No
111	GOM_NL__2PRFIN20081021_095014_000000442073_00108_34731_5816.N1	21-OCT-2008 09:50:14	Straylight	44.000	52	16Bet Cet	2.0370	4500.0	88	34731	No
112	GOM_NL__2PRFIN20081021_095945_000000342073_00108_34731_5817.N1	21-OCT-2008 09:59:45	Bright	34.000	140	88Gam Peg	2.8340	26000.	68	34731	No
113	GOM_NL__2PRFIN20081021_100339_000000362073_00108_34731_5818.N1	21-OCT-2008 10:03:39	Bright	35.500	58	21Alp And	2.0730	11000.	71	34731	No
114	GOM_NL__2PRFIN20081021_100546_000000412073_00108_34731_5819.N1	21-OCT-2008 10:05:46	Bright	40.500	53	43Bet And	2.0480	3300.0	81	34731	No
115	GOM_NL__2PRFIN20081021_101128_000000372073_00108_34731_5820.N1	21-OCT-2008 10:11:28	Bright	37.000	68	18Alp Cas	2.2250	4500.0	74	34731	No
116	GOM_NL__2PRFIN20081021_101246_000000362073_00108_34731_5821.N1	21-OCT-2008 10:12:46	Bright	36.000	76	27Gam Cas	2.3000	30000.	72	34731	No
117	GOM_NL__2PRFIN20081021_102039_000000362073_00108_34731_5822.N1	21-OCT-2008 10:20:39	Bright	36.000	49	1Alp UMi	1.9900	6300.0	72	34731	No
118	GOM_NL__2PRFIN20081021_102854_000000362073_00108_34731_5823.N1	21-OCT-2008 10:28:54	Bright	36.000	36	50Alp UMa	1.8000	6300.0	72	34731	No
119	GOM_NL__2PRFIN20081021_103028_000000352073_00108_34731_5824.N1	21-OCT-2008 10:30:28	Bright	35.000	82	48Bet UMa	2.3650	10600.	70	34731	No
120	GOM_NL__2PRFIN20081021_103357_000000352073_00108_34731_5825.N1	21-OCT-2008 10:33:57	Bright	34.500	174	52Psi UMa	3.0040	4400.0	69	34731	No
121	GOM_NL__2PRFIN20081021_104153_000000412073_00108_34731_5826.N1	21-OCT-2008 10:41:53	Bright	41.000	51	41Gam1Leo	2.0100	4500.0	82	34731	No
122	GOM_NL__2PRFIN20081021_104436_000000412073_00108_34731_5827.N1	21-OCT-2008 10:44:36	Bright	41.000	22	32Alp Leo	1.3600	15200.	82	34731	No
123	GOM_NL__2PRFIN20081021_110155_000000552073_00108_34731_5828.N1	21-OCT-2008 11:01:55	Dark	54.500	65	Lam Vel	2.2040	4400.0	109	34731	No
124	GOM_NL__2PRFIN20081021_110453_000000442073_00109_34732_5817.N1	21-OCT-2008 11:04:53	Dark	44.000	46	Del Vel	1.9540	10600.	88	34732	No
125	GOM_NL__2PRFIN20081021_110623_000000452073_00109_34732_5818.N1	21-OCT-2008 11:06:23	Dark	44.500	41	Eps Car	1.8600	4100.0	89	34732	No
126	GOM_NL__2PRFIN20081021_111057_000000472073_00109_34732_5819.N1	21-OCT-2008 11:10:57	Dark	47.000	2	Alp Car	-0.73600	7000.0	94	34732	No
127	GOM_NL__2PRFIN20081021_111757_000000392073_00109_34732_5820.N1	21-OCT-2008 11:17:57	Dark	38.500	143	Alp Hyi	2.8570	7200.0	77	34732	No
128	GOM_NL__2PRFIN20081021_111922_000000392073_00109_34732_5821.N1	21-OCT-2008 11:19:22	Dark	39.000	9	Alp Eri	0.45300	24000.	78	34732	No
129	GOM_NL__2PRFIN20081021_112214_000000432073_00109_34732_5822.N1	21-OCT-2008 11:22:14	Straylight	43.000	157	The1Eri	2.9060	9300.0	86	34732	No
130	GOM_NL__2PRFIN20081021_113050_000000442073_00109_34732_5823.N1	21-OCT-2008 11:30:50	Straylight	43.500	52	16Bet Cet	2.0370	4500.0	87	34732	No
131	GOM_NL__2PRFIN20081021_114021_000000372073_00109_34732_5824.N1	21-OCT-2008 11:40:21	Bright	36.500	140	88Gam Peg	2.8340	26000.	73	34732	No
132	GOM_NL__2PRFIN20081021_114415_000000372073_00109_34732_5825.N1	21-OCT-2008 11:44:15	Bright	36.500	58	21Alp And	2.0730	11000.	73	34732	No
133	GOM_NL__2PRFIN20081021_114622_000000402073_00109_34732_5826.N1	21-OCT-2008 11:46:22	Bright	39.500	53	43Bet And	2.0480	3300.0	79	34732	No
134	GOM_NL__2PRFIN20081021_115204_000000382073_00109_34732_5827.N1	21-OCT-2008 11:52:04	Bright	37.500	68	18Alp Cas	2.2250	4500.0	75	34732	No
135	GOM_NL__2PRFIN20081021_115322_000000372073_00109_34732_5828.N1	21-OCT-2008 11:53:22	Bright	37.000	76	27Gam Cas	2.3000	30000.	74	34732	No
136	GOM_NL__2PRFIN20081021_120115_000000342073_00109_34732_5829.N1	21-OCT-2008 12:01:15	Bright	34.000	49	1Alp UMi	1.9900	6300.0	68	34732	No
137	GOM_NL__2PRFIN20081021_120929_000000392073_00109_34732_5830.N1	21-OCT-2008 12:09:29	Bright	38.500	36	50Alp UMa	1.8000	6300.0	77	34732	No
138	GOM_NL__2PRFIN20081021_121104_000000402073_00109_34732_5831.N1	21-OCT-2008 12:11:04	Bright	40.000	82	48Bet UMa	2.3650	10600.	80	34732	No
139	GOM_NL__2PRFIN20081021_121433_000000362073_00109_34732_5832.N1	21-OCT-2008 12:14:33	Bright	35.500	174	52Psi UMa	3.0040	4400.0	71	34732	No
140	GOM_NL__2PRFIN20081021_122229_000000592073_00109_34732_5833.N1	21-OCT-2008 12:22:29	Bright	59.000	51	41Gam1Leo	2.0100	4500.0	118	34732	No
141	GOM_NL__2PRFIN20081021_122512_000000292073_00109_34732_5834.N1	21-OCT-2008 12:25:12	Tw_i_and_stray	29.000	22	32Alp Leo	1.3600	15200.	58	34732	No
142	GOM_NL__2PRFIN20081021_124232_000000502073_00109_34732_5835.N1	21-OCT-2008 12:42:32	Dark	49.500	65	Lam Vel	2.2040	4400.0	99	34732	No
143	GOM_NL__2PRFIN20081021_124530_000000442073_00110_34733_5829.N1	21-OCT-2008 12:45:30	Dark	43.500	46	Del Vel	1.9540	10600.	87	34733	No
144	GOM_NL__2PRFIN20081021_124659_000000432073_00110_34733_5830.N1	21-OCT-2008 12:46:59	Dark	42.500	41	Eps Car	1.8600	4100.0	85	34733	No
145	GOM_NL__2PRFIN20081021_125133_000000482073_00110_34733_5831.N1	21-OCT-2008 12:51:33	Dark	47.500	2	Alp Car	-0.73600	7000.0	95	34733	No
146	GOM_NL__2PRFIN20081021_125833_000000382073_00110_34733_5832.N1	21-OCT-2008 12:58:33	Dark	38.000	143	Alp Hyi	2.8570	7200.0	76	34733	No
147	GOM_NL__2PRFIN20081021_125958_000000382073_00110_34733_5833.N1	21-OCT-2008 12:59:58	Dark	38.000	9	Alp Eri	0.45300	24000.	76	34733	No
148	GOM_NL__2PRFIN20081021_130251_000000432073_00110_34733_5834.N1	21-OCT-2008 13:02:51	Straylight	43.000	157	The1Eri	2.9060	9300.0	86	34733	No
149	GOM_NL__2PRFIN20081021_131126_000000422073_00110_34733_5835.N1	21-OCT-2008 13:11:26	Straylight	41.500	52	16Bet Cet	2.0370	4500.0	83	34733	No
150	GOM_NL__2PRFIN20081021_132057_000000352073_00110_34733_5836.N1	21-OCT-2008 13:20:57	Bright	34.500	140	88Gam Peg	2.8340	26000.	69	34733	No
151	GOM_NL__2PRFIN20081021_132451_000000362073_00110_34733_5837.N1	21-OCT-2008 13:24:51	Bright	35.500	58	21Alp And	2.0730	11000.	71	34733	No
152	GOM_NL__2PRFIN20081021_132658_000000372073_00110_34733_5838.N1	21-OCT-2008 13:26:58	Bright	37.000	53	43Bet And	2.0480	3300.0	74	34733	No
153	GOM_NL__2PRFIN20081021_133239_000000342073_00110_34733_5839.N1	21-OCT-2008 13:32:39	Bright	34.000	68	18Alp Cas	2.2250	4500.0	68	34733	No
154	GOM_NL__2PRFIN20081021_133358_000000342073_00110_34733_5840.N1	21-OCT-2008 13:33:58	Bright	34.000	76	27Gam Cas	2.3000	30000.	68	34733	No
155	GOM_NL__2PRFIN20081021_134151_000000372073_00110_34733_5841.N1	21-OCT-2008 13:41:51	Bright	36.500	49	1Alp UMi	1.9900	6300.0	73	34733	No
156	GOM_NL__2PRFIN20081021_135005_000000382073_00110_34733_5842.N1	21-OCT-2008 13:50:05	Bright	37.500	36	50Alp UMa	1.8000	6300.0	75	34733	No
157	GOM_NL__2PRFIN20081021_135140_000000362073_00110_34733_5843.N1	21-OCT-2008 13:51:40	Bright	35.500	82	48Bet UMa	2.3650	10600.	71	34733	No
158	GOM_NL__2PRFIN20081021_135509_000000362073_00110_34733_5844.N1	21-OCT-2008 13:55:09	Bright	35.500	174	52Psi UMa	3.0040	4400.0	71	34733	No
159	GOM_NL__2PRFIN20081021_140305_000000512073_00110_34733_5845.N1	21-OCT-2008 14:03:05	Bright	50.500	51	41Gam1Leo	2.0100	4500.0	101	34733	No
160	GOM_NL__2PRFIN20081021_140549_000000292073_00110_34733_5846.N1	21-OCT-2008 14:05:49	Tw_i_and_stray	29.000	22	32Alp Leo	1.3600	15200.	58	34733	No

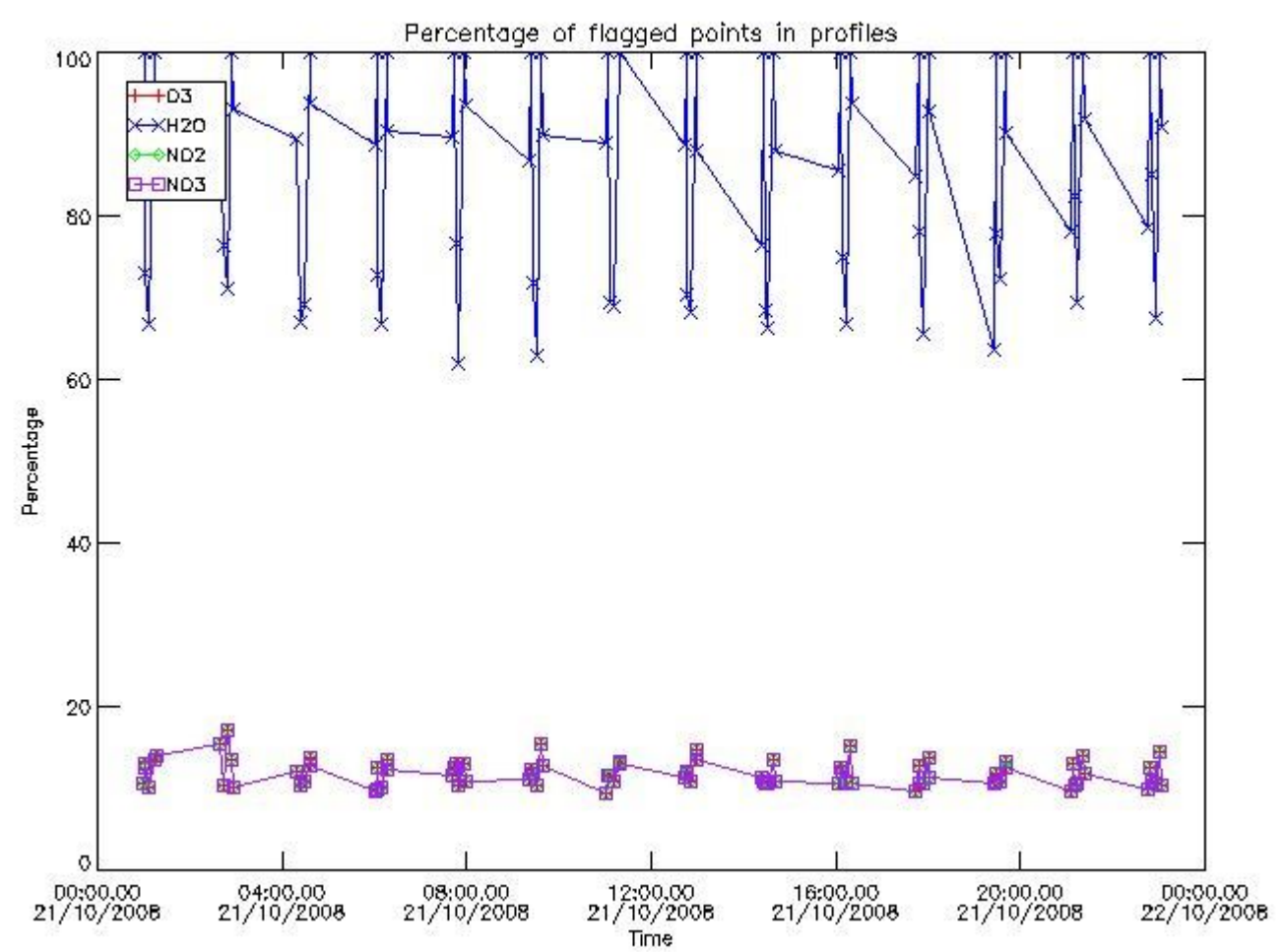
161	GOM_NL__2PRFIN20081021_142308_000000492073_00110_34733_5847.N1	21-OCT-2008 14:23:08	Dark	49.000	65	Lam Vel	2.2040	4400.0	98	34733	No
162	GOM_NL__2PRFIN20081021_142606_000000472073_00111_34734_5842.N1	21-OCT-2008 14:26:06	Dark	46.500	46	Del Vel	1.9540	10600.	93	34734	No
163	GOM_NL__2PRFIN20081021_142736_000000482073_00111_34734_5843.N1	21-OCT-2008 14:27:36	Dark	48.000	41	Eps Car	1.8600	4100.0	96	34734	No
164	GOM_NL__2PRFIN20081021_143210_000000482073_00111_34734_5844.N1	21-OCT-2008 14:32:10	Dark	48.000	2	Alp Car	-0.73600	7000.0	96	34734	No
165	GOM_NL__2PRFIN20081021_143909_000000382073_00111_34734_5845.N1	21-OCT-2008 14:39:09	Dark	37.500	143	Alp Hyi	2.8570	7200.0	75	34734	No
166	GOM_NL__2PRFIN20081021_144034_000000472073_00111_34734_5846.N1	21-OCT-2008 14:40:34	Dark	46.500	9	Alp Eri	0.45300	24000.	93	34734	No
167	GOM_NL__2PRFIN20081021_144327_000000432073_00111_34734_5847.N1	21-OCT-2008 14:43:27	Straylight	42.500	157	The1Eri	2.9060	9300.0	85	34734	No
168	GOM_NL__2PRFIN20081021_145202_000000402073_00111_34734_5848.N1	21-OCT-2008 14:52:02	Straylight	40.000	52	16Bet Cet	2.0370	4500.0	80	34734	No
169	GOM_NL__2PRFIN20081021_150133_000000352073_00111_34734_5849.N1	21-OCT-2008 15:01:33	Bright	35.000	140	88Gam Peg	2.8340	26000.	70	34734	No
170	GOM_NL__2PRFIN20081021_150527_000000372073_00111_34734_5850.N1	21-OCT-2008 15:05:27	Bright	36.500	58	21Alp And	2.0730	11000.	73	34734	No
171	GOM_NL__2PRFIN20081021_150733_000000402073_00111_34734_5851.N1	21-OCT-2008 15:07:33	Bright	40.000	53	43Bet And	2.0480	3300.0	80	34734	No
172	GOM_NL__2PRFIN20081021_151315_000000372073_00111_34734_5852.N1	21-OCT-2008 15:13:15	Bright	37.000	68	18Alp Cas	2.2250	4500.0	74	34734	No
173	GOM_NL__2PRFIN20081021_151433_000000372073_00111_34734_5853.N1	21-OCT-2008 15:14:33	Bright	37.000	76	27Gam Cas	2.3000	30000.	74	34734	No
174	GOM_NL__2PRFIN20081021_152227_000000362073_00111_34734_5854.N1	21-OCT-2008 15:22:27	Bright	35.500	49	1Alp UMi	1.9900	6300.0	71	34734	No
175	GOM_NL__2PRFIN20081021_153041_000000392073_00111_34734_5855.N1	21-OCT-2008 15:30:41	Bright	39.000	36	50Alp UMa	1.8000	6300.0	78	34734	No
176	GOM_NL__2PRFIN20081021_153216_000000352073_00111_34734_5856.N1	21-OCT-2008 15:32:16	Bright	35.000	82	48Bet UMa	2.3650	10600.	70	34734	No
177	GOM_NL__2PRFIN20081021_153545_000000342073_00111_34734_5857.N1	21-OCT-2008 15:35:45	Bright	34.000	174	52Psi UMa	3.0040	4400.0	68	34734	No
178	GOM_NL__2PRFIN20081021_154341_000000422073_00111_34734_5858.N1	21-OCT-2008 15:43:41	Bright	41.500	51	41Gam1Leo	2.0100	4500.0	83	34734	No
179	GOM_NL__2PRFIN20081021_160345_000000492073_00111_34734_5859.N1	21-OCT-2008 16:03:45	Dark	48.500	65	Lam Vel	2.2040	4400.0	97	34734	No
180	GOM_NL__2PRFIN20081021_160643_000000412073_00112_34735_5852.N1	21-OCT-2008 16:06:43	Dark	40.500	46	Del Vel	1.9540	10600.	81	34735	No
181	GOM_NL__2PRFIN20081021_160812_000000432073_00112_34735_5853.N1	21-OCT-2008 16:08:12	Dark	42.500	41	Eps Car	1.8600	4100.0	85	34735	No
182	GOM_NL__2PRFIN20081021_161247_000000472073_00112_34735_5854.N1	21-OCT-2008 16:12:47	Dark	47.000	2	Alp Car	-0.73600	7000.0	94	34735	No
183	GOM_NL__2PRFIN20081021_161945_000000372073_00112_34735_5855.N1	21-OCT-2008 16:19:45	Dark	37.000	143	Alp Hyi	2.8570	7200.0	74	34735	No
184	GOM_NL__2PRFIN20081021_162111_000000482073_00112_34735_5856.N1	21-OCT-2008 16:21:11	Dark	48.000	9	Alp Eri	0.45300	24000.	96	34735	No
185	GOM_NL__2PRFIN20081021_162403_000000422073_00112_34735_5857.N1	21-OCT-2008 16:24:03	Straylight	42.000	157	The1Eri	2.9060	9300.0	84	34735	No
186	GOM_NL__2PRFIN20081021_163238_000000432073_00112_34735_5858.N1	21-OCT-2008 16:32:38	Straylight	43.000	52	16Bet Cet	2.0370	4500.0	86	34735	No
187	GOM_NL__2PRFIN20081021_164209_000000362073_00112_34735_5859.N1	21-OCT-2008 16:42:09	Bright	35.500	140	88Gam Peg	2.8340	26000.	71	34735	No
188	GOM_NL__2PRFIN20081021_164603_000000362073_00112_34735_5860.N1	21-OCT-2008 16:46:03	Bright	35.500	58	21Alp And	2.0730	11000.	71	34735	No
189	GOM_NL__2PRFIN20081021_164809_000000382073_00112_34735_5861.N1	21-OCT-2008 16:48:09	Bright	37.500	53	43Bet And	2.0480	3300.0	75	34735	No
190	GOM_NL__2PRFIN20081021_165351_000000382073_00112_34735_5862.N1	21-OCT-2008 16:53:51	Bright	37.500	68	18Alp Cas	2.2250	4500.0	75	34735	No
191	GOM_NL__2PRFIN20081021_165509_000000372073_00112_34735_5863.N1	21-OCT-2008 16:55:09	Bright	36.500	76	27Gam Cas	2.3000	30000.	73	34735	No
192	GOM_NL__2PRFIN20081021_170302_000000362073_00112_34735_5864.N1	21-OCT-2008 17:03:02	Bright	36.000	49	1Alp UMi	1.9900	6300.0	72	34735	No
193	GOM_NL__2PRFIN20081021_171117_000000392073_00112_34735_5865.N1	21-OCT-2008 17:11:17	Bright	38.500	36	50Alp UMa	1.8000	6300.0	77	34735	No
194	GOM_NL__2PRFIN20081021_171252_000000342073_00112_34735_5866.N1	21-OCT-2008 17:12:52	Bright	34.000	82	48Bet UMa	2.3650	10600.	68	34735	No
195	GOM_NL__2PRFIN20081021_171621_000000452073_00112_34735_5867.N1	21-OCT-2008 17:16:21	Bright	45.000	174	52Psi UMa	3.0040	4400.0	90	34735	No
196	GOM_NL__2PRFIN20081021_172418_000000412073_00112_34735_5868.N1	21-OCT-2008 17:24:18	Bright	41.000	51	41Gam1Leo	2.0100	4500.0	82	34735	No
197	GOM_NL__2PRFIN20081021_174422_000000532073_00112_34735_5869.N1	21-OCT-2008 17:44:22	Dark	53.000	65	Lam Vel	2.2040	4400.0	106	34735	No
198	GOM_NL__2PRFIN20081021_174719_000000402073_00113_34736_5866.N1	21-OCT-2008 17:47:19	Dark	40.000	46	Del Vel	1.9540	10600.	80	34736	No
199	GOM_NL__2PRFIN20081021_174849_000000492073_00113_34736_5867.N1	21-OCT-2008 17:48:49	Dark	48.500	41	Eps Car	1.8600	4100.0	97	34736	No
200	GOM_NL__2PRFIN20081021_175324_000000492073_00113_34736_5868.N1	21-OCT-2008 17:53:24	Dark	48.500	2	Alp Car	-0.73600	7000.0	97	34736	No
201	GOM_NL__2PRFIN20081021_180022_000000372073_00113_34736_5869.N1	21-OCT-2008 18:00:22	Dark	37.000	143	Alp Hyi	2.8570	7200.0	74	34736	No
202	GOM_NL__2PRFIN20081021_180147_000000492073_00113_34736_5870.N1	21-OCT-2008 18:01:47	Dark	49.000	9	Alp Eri	0.45300	24000.	98	34736	No
203	GOM_NL__2PRFIN20081021_180440_000000432073_00113_34736_5871.N1	21-OCT-2008 18:04:40	Straylight	43.000	157	The1Eri	2.9060	9300.0	86	34736	No
204	GOM_NL__2PRFIN20081021_181314_000000422073_00113_34736_5872.N1	21-OCT-2008 18:13:14	Straylight	42.000	52	16Bet Cet	2.0370	4500.0	84	34736	No
205	GOM_NL__2PRFIN20081021_182245_000000352073_00113_34736_5873.N1	21-OCT-2008 18:22:45	Bright	35.000	140	88Gam Peg	2.8340	26000.	70	34736	No
206	GOM_NL__2PRFIN20081021_182639_000000372073_00113_34736_5874.N1	21-OCT-2008 18:26:39	Bright	36.500	58	21Alp And	2.0730	11000.	73	34736	No
207	GOM_NL__2PRFIN20081021_182845_000000362073_00113_34736_5875.N1	21-OCT-2008 18:28:45	Bright	36.000	53	43Bet And	2.0480	3300.0	72	34736	No
208	GOM_NL__2PRFIN20081021_183427_000000382073_00113_34736_5876.N1	21-OCT-2008 18:34:27	Bright	37.500	68	18Alp Cas	2.2250	4500.0	75	34736	No
209	GOM_NL__2PRFIN20081021_183545_000000372073_00113_34736_5877.N1	21-OCT-2008 18:35:45	Bright	36.500	76	27Gam Cas	2.3000	30000.	73	34736	No
210	GOM_NL__2PRFIN20081021_184338_000000382073_00113_34736_5878.N1	21-OCT-2008 18:43:38	Bright	37.500	49	1Alp UMi	1.9900	6300.0	75	34736	No
211	GOM_NL__2PRFIN20081021_185153_000000352073_00113_34736_5879.N1	21-OCT-2008 18:51:53	Bright	34.500	36	50Alp UMa	1.8000	6300.0	69	34736	No
212	GOM_NL__2PRFIN20081021_185328_000000352073_00113_34736_5880.N1	21-OCT-2008 18:53:28	Bright	35.000	82	48Bet UMa	2.3650	10600.	70	34736	No
213	GOM_NL__2PRFIN20081021_185657_000000372073_00113_34736_5881.N1	21-OCT-2008 18:56:57	Bright	36.500	174	52Psi UMa	3.0040	4400.0	73	34736	No
214	GOM_NL__2PRFIN20081021_190454_000000592073_00113_34736_5882.N1	21-OCT-2008 19:04:54	Bright	59.000	51	41Gam1Leo	2.0100	4500.0	118	34736	No
215	GOM_NL__2PRFIN20081021_192458_000000492073_00113_34736_5883.N1	21-OCT-2008 19:24:58	Dark	48.500	65	Lam Vel	2.2040	4400.0	97	34736	No
216	GOM_NL__2PRFIN20081021_192756_000000472073_00114_34737_5900.N1	21-OCT-2008 19:27:56	Dark	47.000	46	Del Vel	1.9540	10600.	94	34737	No
217	GOM_NL__2PRFIN20081021_192925_000000442073_00114_34737_5901.N1	21-OCT-2008 19:29:25	Dark	43.500	41	Eps Car	1.8600	4100.0	87	34737	No
218	GOM_NL__2PRFIN20081021_193400_000000482073_00114_34737_5902.N1	21-OCT-2008 19:34:00	Dark	47.500	2	Alp Car	-0.73600	7000.0	95	34737	No
219	GOM_NL__2PRFIN20081021_194058_000000392073_00114_34737_5903.N1	21-OCT-2008 19:40:58	Dark	38.500	143	Alp Hyi	2.8570	7200.0	77	34737	No

220	GOM_NL__2PRFIN20081021_194223_000000412073_00114_34737_5904.N1	21-OCT-2008 19:42:23	Dark	41.000	9	Alp Eri	0.45300	24000.	82	34737	No
221	GOM_NL__2PRFIN20081021_194516_000000442073_00114_34737_5905.N1	21-OCT-2008 19:45:16	Straylight	43.500	157	The1Eri	2.9060	9300.0	87	34737	No
222	GOM_NL__2PRFIN20081021_195350_000000422073_00114_34737_5906.N1	21-OCT-2008 19:53:50	Straylight	41.500	52	16Bet Cet	2.0370	4500.0	83	34737	No
223	GOM_NL__2PRFIN20081021_200321_000000362073_00114_34737_5907.N1	21-OCT-2008 20:03:21	Bright	36.000	140	88Gam Peg	2.8340	26000.	72	34737	No
224	GOM_NL__2PRFIN20081021_200715_000000372073_00114_34737_5908.N1	21-OCT-2008 20:07:15	Bright	36.500	58	21Alp And	2.0730	11000.	73	34737	No
225	GOM_NL__2PRFIN20081021_200920_000000412073_00114_34737_5909.N1	21-OCT-2008 20:09:20	Bright	40.500	53	43Bet And	2.0480	3300.0	81	34737	No
226	GOM_NL__2PRFIN20081021_201503_000000382073_00114_34737_5910.N1	21-OCT-2008 20:15:03	Bright	37.500	68	18Alp Cas	2.2250	4500.0	75	34737	No
227	GOM_NL__2PRFIN20081021_201621_000000362073_00114_34737_5911.N1	21-OCT-2008 20:16:21	Bright	36.000	76	27Gam Cas	2.3000	30000.	72	34737	No
228	GOM_NL__2PRFIN20081021_202414_000000362073_00114_34737_5912.N1	21-OCT-2008 20:24:14	Bright	36.000	49	1Alp UMi	1.9900	6300.0	72	34737	No
229	GOM_NL__2PRFIN20081021_203229_000000382073_00114_34737_5913.N1	21-OCT-2008 20:32:29	Bright	38.000	36	50Alp UMa	1.8000	6300.0	76	34737	No
230	GOM_NL__2PRFIN20081021_203404_000000362073_00114_34737_5914.N1	21-OCT-2008 20:34:04	Bright	36.000	82	48Bet UMa	2.3650	10600.	72	34737	No
231	GOM_NL__2PRFIN20081021_203733_000000372073_00114_34737_5915.N1	21-OCT-2008 20:37:33	Bright	37.000	174	52Psi UMa	3.0040	4400.0	74	34737	No
232	GOM_NL__2PRFIN20081021_204530_000000412073_00114_34737_5916.N1	21-OCT-2008 20:45:30	Bright	40.500	51	41Gam1Leo	2.0100	4500.0	81	34737	No
233	GOM_NL__2PRFIN20081021_210535_000000532073_00114_34737_5917.N1	21-OCT-2008 21:05:35	Dark	53.000	65	Lam Vel	2.2040	4400.0	106	34737	No
234	GOM_NL__2PRFIN20081021_210832_000000402073_00115_34738_5924.N1	21-OCT-2008 21:08:32	Dark	39.500	46	Del Vel	1.9540	10600.	79	34738	No
235	GOM_NL__2PRFIN20081021_211001_000000492073_00115_34738_5925.N1	21-OCT-2008 21:10:01	Dark	49.000	41	Eps Car	1.8600	4100.0	98	34738	No
236	GOM_NL__2PRFIN20081021_211437_000000482073_00115_34738_5926.N1	21-OCT-2008 21:14:37	Dark	48.000	2	Alp Car	-0.73600	7000.0	96	34738	No
237	GOM_NL__2PRFIN20081021_212134_000000372073_00115_34738_5927.N1	21-OCT-2008 21:21:34	Dark	36.500	143	Alp Hyi	2.8570	7200.0	73	34738	No
238	GOM_NL__2PRFIN20081021_212259_000000442073_00115_34738_5928.N1	21-OCT-2008 21:22:59	Dark	43.500	9	Alp Eri	0.45300	24000.	87	34738	No
239	GOM_NL__2PRFIN20081021_212553_000000432073_00115_34738_5929.N1	21-OCT-2008 21:25:53	Straylight	43.000	157	The1Eri	2.9060	9300.0	86	34738	No
240	GOM_NL__2PRFIN20081021_213426_000000422073_00115_34738_5930.N1	21-OCT-2008 21:34:26	Straylight	41.500	52	16Bet Cet	2.0370	4500.0	83	34738	No
241	GOM_NL__2PRFIN20081021_214357_000000372073_00115_34738_5931.N1	21-OCT-2008 21:43:57	Bright	36.500	140	88Gam Peg	2.8340	26000.	73	34738	No
242	GOM_NL__2PRFIN20081021_214751_000000372073_00115_34738_5932.N1	21-OCT-2008 21:47:51	Bright	36.500	58	21Alp And	2.0730	11000.	73	34738	No
243	GOM_NL__2PRFIN20081021_214956_000000362073_00115_34738_5933.N1	21-OCT-2008 21:49:56	Bright	36.000	53	43Bet And	2.0480	3300.0	72	34738	No
244	GOM_NL__2PRFIN20081021_215539_000000382073_00115_34738_5934.N1	21-OCT-2008 21:55:39	Bright	37.500	68	18Alp Cas	2.2250	4500.0	75	34738	No
245	GOM_NL__2PRFIN20081021_215657_000000372073_00115_34738_5935.N1	21-OCT-2008 21:56:57	Bright	36.500	76	27Gam Cas	2.3000	30000.	73	34738	No
246	GOM_NL__2PRFIN20081021_220450_000000362073_00115_34738_5936.N1	21-OCT-2008 22:04:50	Bright	35.500	49	1Alp UMi	1.9900	6300.0	71	34738	No
247	GOM_NL__2PRFIN20081021_221305_000000382073_00115_34738_5937.N1	21-OCT-2008 22:13:05	Bright	37.500	36	50Alp UMa	1.8000	6300.0	75	34738	No
248	GOM_NL__2PRFIN20081021_221440_000000372073_00115_34738_5938.N1	21-OCT-2008 22:14:40	Bright	36.500	82	48Bet UMa	2.3650	10600.	73	34738	No
249	GOM_NL__2PRFIN20081021_221809_000000542073_00115_34738_5939.N1	21-OCT-2008 22:18:09	Bright	54.000	174	52Psi UMa	3.0040	4400.0	108	34738	No
250	GOM_NL__2PRFIN20081021_222606_000000592073_00115_34738_5940.N1	21-OCT-2008 22:26:06	Bright	58.500	51	41Gam1Leo	2.0100	4500.0	117	34738	No
251	GOM_NL__2PRFIN20081021_224611_000000522073_00115_34738_5941.N1	21-OCT-2008 22:46:11	Dark	51.500	65	Lam Vel	2.2040	4400.0	103	34738	No
252	GOM_NL__2PRFIN20081021_224909_000000412073_00116_34739_5939.N1	21-OCT-2008 22:49:09	Dark	40.500	46	Del Vel	1.9540	10600.	81	34739	No
253	GOM_NL__2PRFIN20081021_225038_000000472073_00116_34739_5940.N1	21-OCT-2008 22:50:38	Dark	47.000	41	Eps Car	1.8600	4100.0	94	34739	No
254	GOM_NL__2PRFIN20081021_225514_000000482073_00116_34739_5941.N1	21-OCT-2008 22:55:14	Dark	48.000	2	Alp Car	-0.73600	7000.0	96	34739	No
255	GOM_NL__2PRFIN20081021_230210_000000362073_00116_34739_5942.N1	21-OCT-2008 23:02:10	Dark	35.500	143	Alp Hyi	2.8570	7200.0	71	34739	No
256	GOM_NL__2PRFIN20081021_230335_000000502073_00116_34739_5943.N1	21-OCT-2008 23:03:35	Dark	49.500	9	Alp Eri	0.45300	24000.	99	34739	No
257	GOM_NL__2PRFIN20081021_230629_000000432073_00116_34739_5944.N1	21-OCT-2008 23:06:29	Straylight	43.000	157	The1Eri	2.9060	9300.0	86	34739	No
258	GOM_NL__2PRFIN20081021_231502_000000432073_00116_34739_5945.N1	21-OCT-2008 23:15:02	Straylight	43.000	52	16Bet Cet	2.0370	4500.0	86	34739	No
259	GOM_NL__2PRFIN20081021_232433_000000362073_00116_34739_5946.N1	21-OCT-2008 23:24:33	Bright	35.500	140	88Gam Peg	2.8340	26000.	71	34739	No
260	GOM_NL__2PRFIN20081021_232827_000000362073_00116_34739_5947.N1	21-OCT-2008 23:28:27	Bright	36.000	58	21Alp And	2.0730	11000.	72	34739	No
261	GOM_NL__2PRFIN20081021_233032_000000402073_00116_34739_5948.N1	21-OCT-2008 23:30:32	Bright	40.000	53	43Bet And	2.0480	3300.0	80	34739	No
262	GOM_NL__2PRFIN20081021_233614_000000372073_00116_34739_5949.N1	21-OCT-2008 23:36:14	Bright	36.500	68	18Alp Cas	2.2250	4500.0	73	34739	No
263	GOM_NL__2PRFIN20081021_233732_000000362073_00116_34739_5950.N1	21-OCT-2008 23:37:32	Bright	35.500	76	27Gam Cas	2.3000	30000.	71	34739	No
264	GOM_NL__2PRFIN20081021_234526_000000362073_00116_34739_5951.N1	21-OCT-2008 23:45:26	Bright	36.000	49	1Alp UMi	1.9900	6300.0	72	34739	No
265	GOM_NL__2PRFIN20081021_235341_000000532073_00116_34739_5952.N1	21-OCT-2008 23:53:41	Bright	53.000	36	50Alp UMa	1.8000	6300.0	106	34739	No
266	GOM_NL__2PRFIN20081021_235516_000000362073_00116_34739_5953.N1	21-OCT-2008 23:55:16	Bright	36.000	82	48Bet UMa	2.3650	10600.	72	34739	No
267	GOM_NL__2PRFIN20081021_235845_000000342073_00116_34739_5954.N1	21-OCT-2008 23:58:45	Bright	34.000	174	52Psi UMa	3.0040	4400.0	68	34739	No

3. Quality information per product

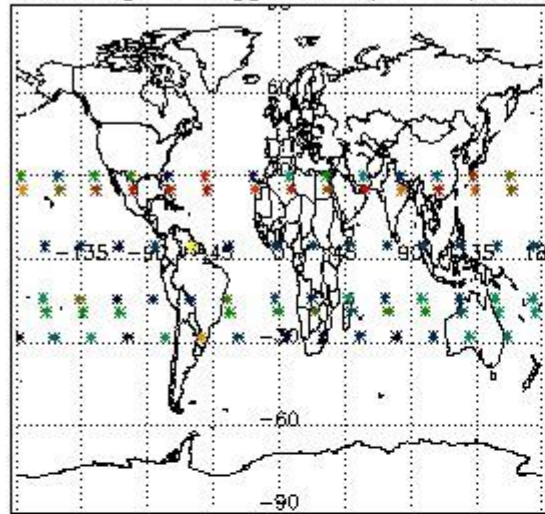
In this section it is plotted some information contained in the Quality Summary data set of the level 2 products. Only products in dark limb conditions and without errors (error flag in the MPH set to "0") are used.

3.1 Plot quality information per product (time dependant)

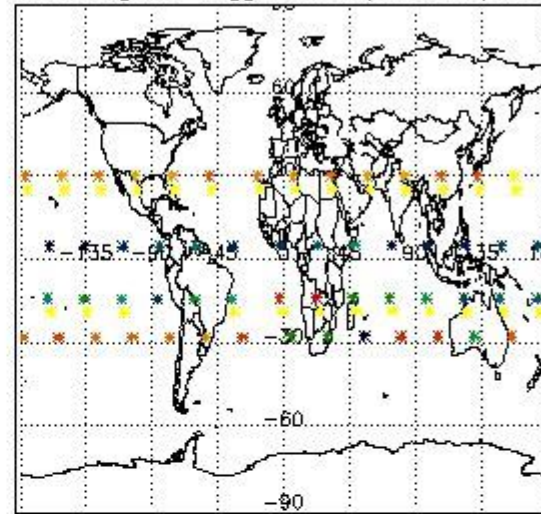


3.2 Plot quality information per product (world map)

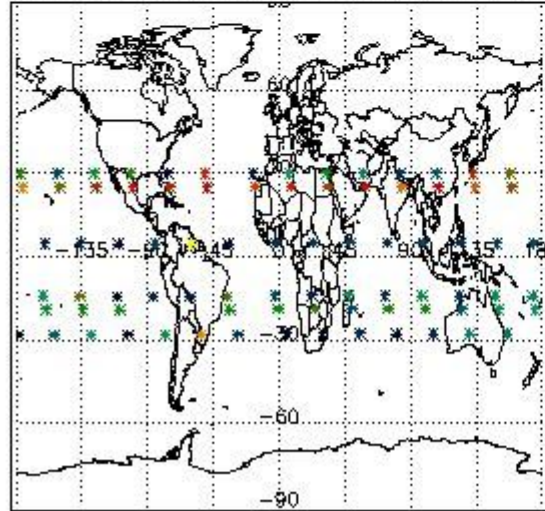
Percentage of flagged data per O3 profile



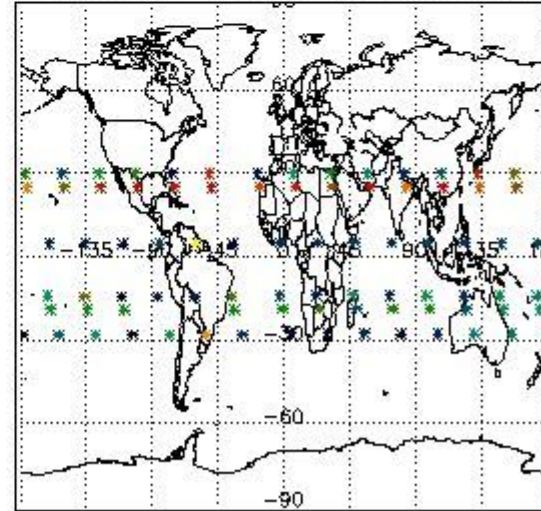
Percentage of flagged data per H2O profile



Percentage of flagged data per NO2 profile



Percentage of flagged data per NO3 profile

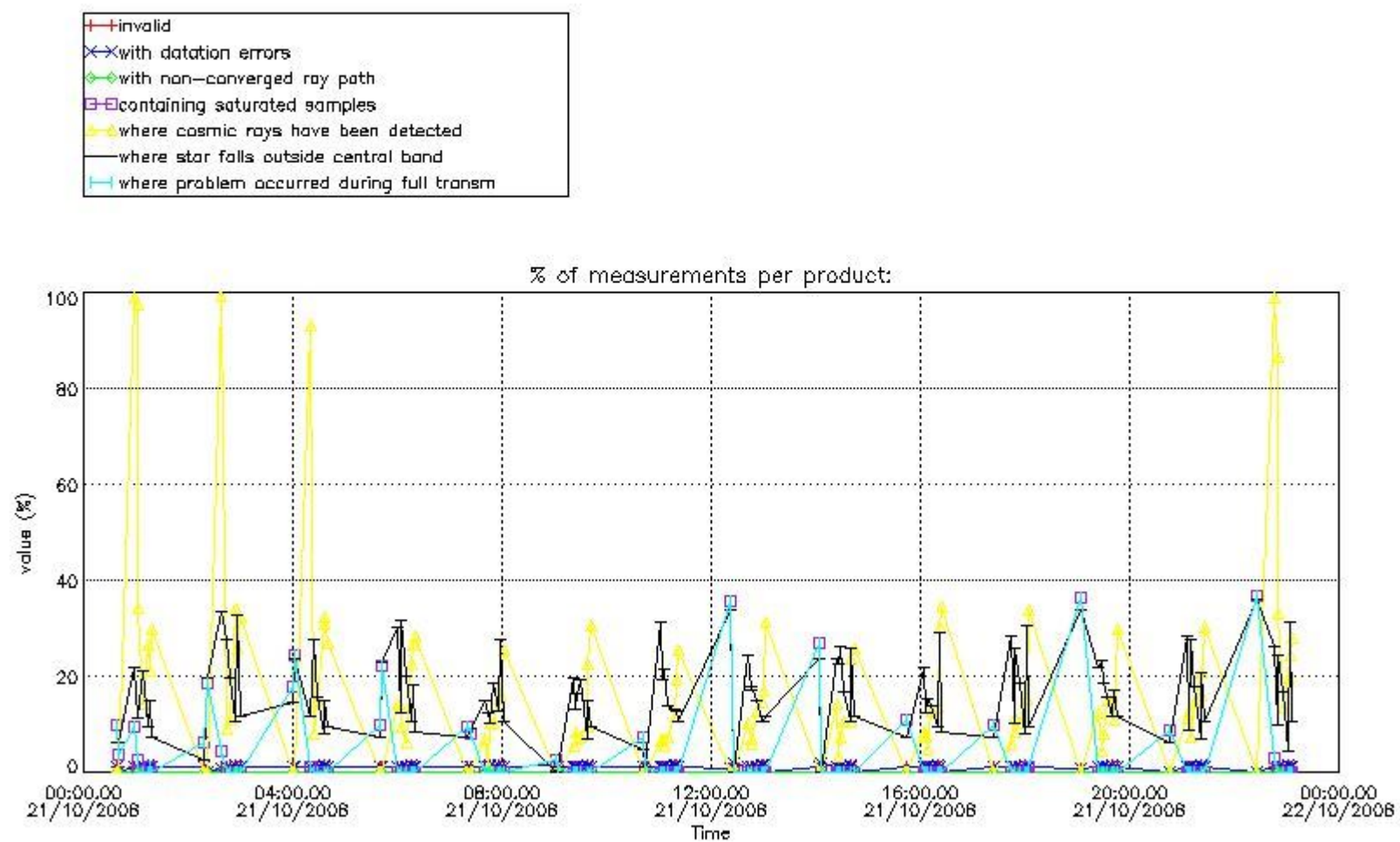


4. Level 1 quality information per product

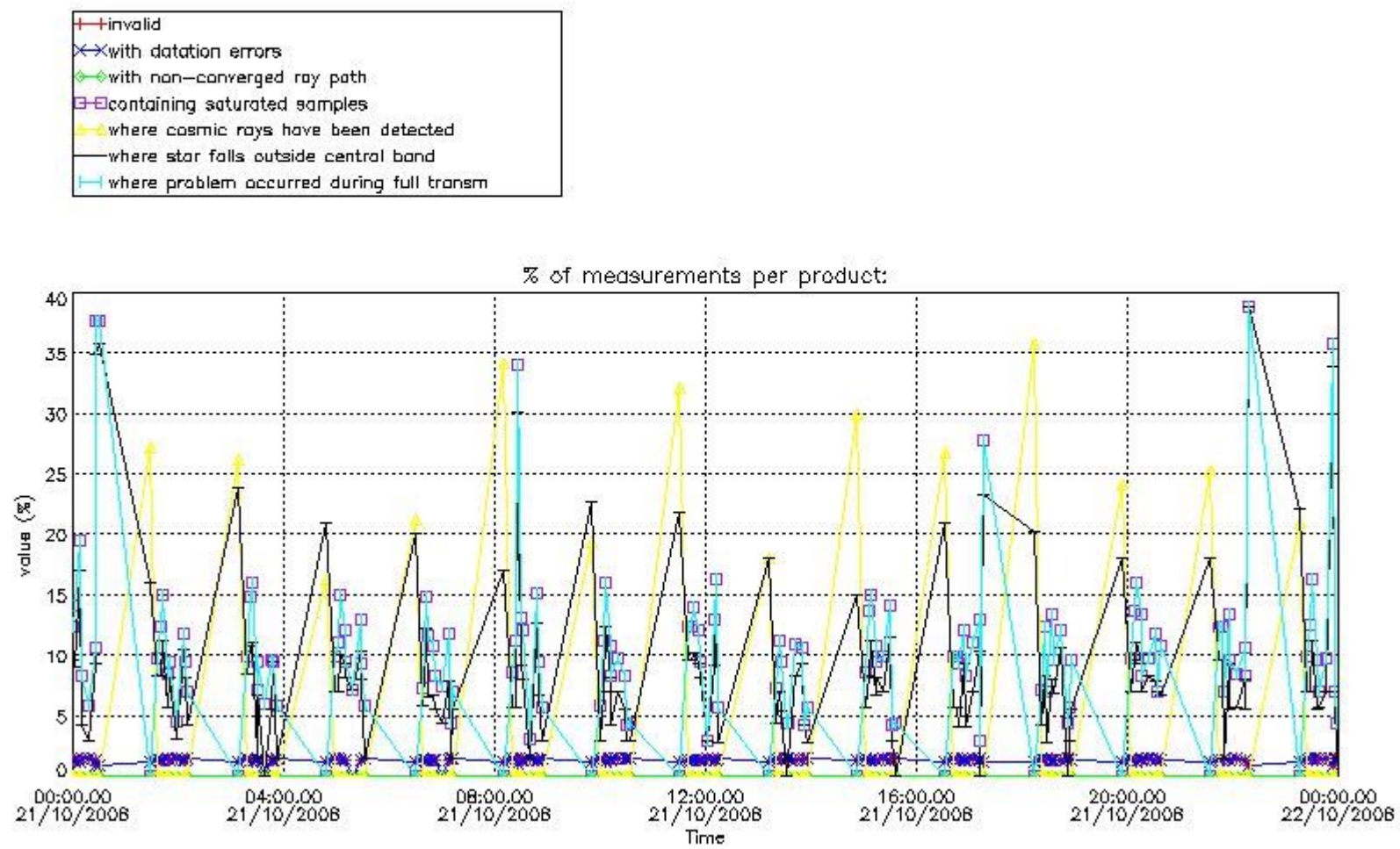
In this section it is plotted some information contained in the Quality Summary data set of the level 2 products that comes from the level 1b processing. Products without errors (error flag in the MPH set to "0") are used.

4.1 Plot quality information per product (time dependant) coming from level 1b processing

4.1.1 Plot level 1 quality information per product (time dependant): ENVISAT ASCENDING passes



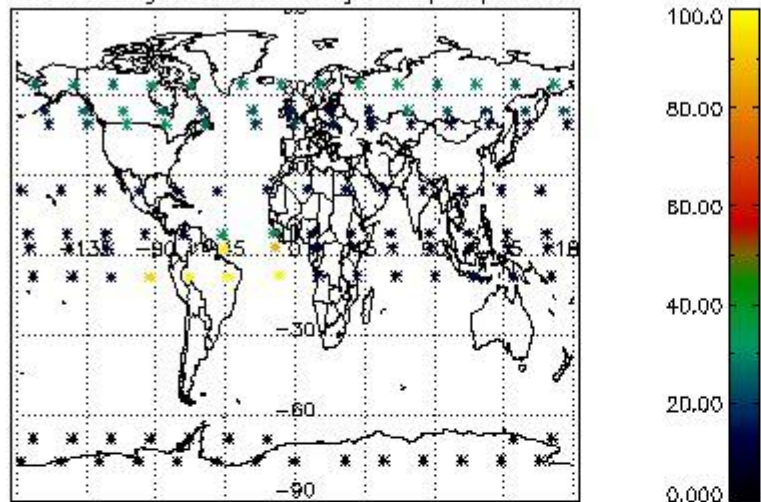
4.1.2 Plot level 1 quality information per product (time dependant): ENVI SAT DESCENDING passes



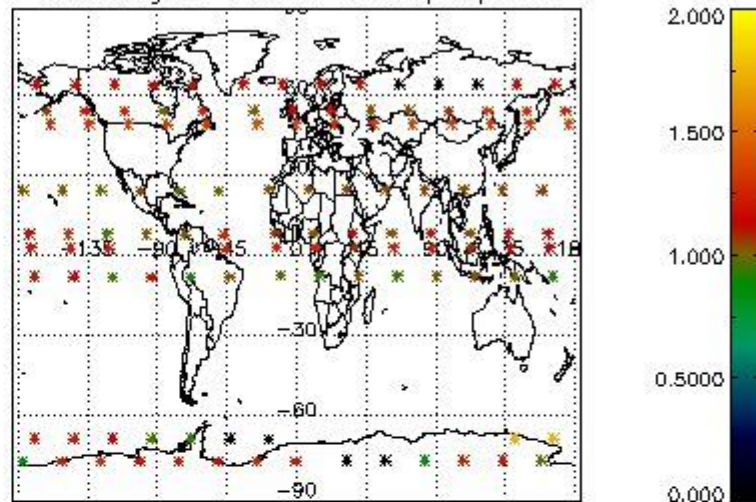
4.2 Plot quality information per product coming from level 1b processing (world map)

4.2.1 Plot level 1 quality information per product (world map): ENVISAT ASCENDING passes

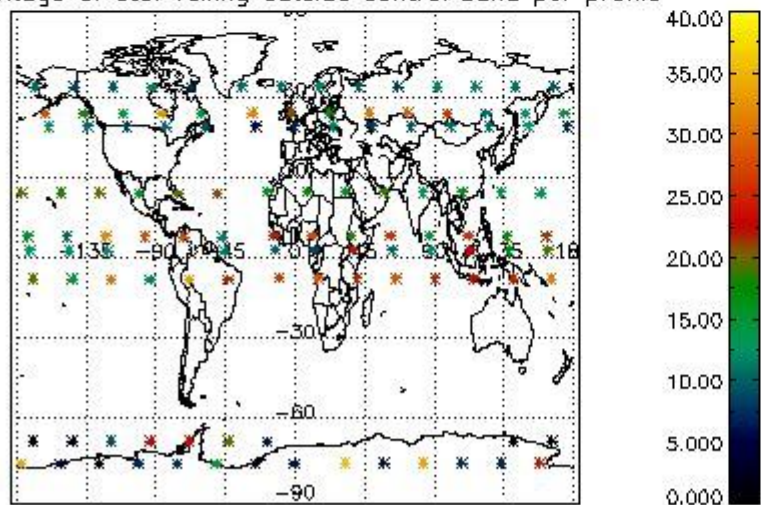
Percentage of cosmic ray hits per profile



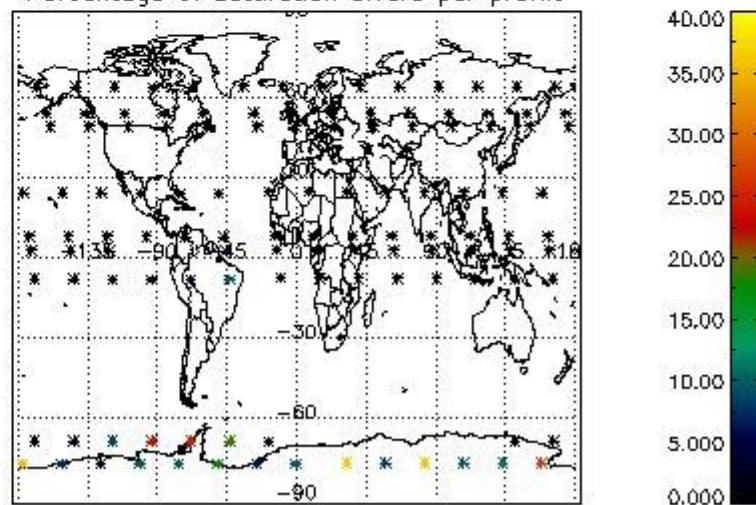
Percentage of datation errors per profile



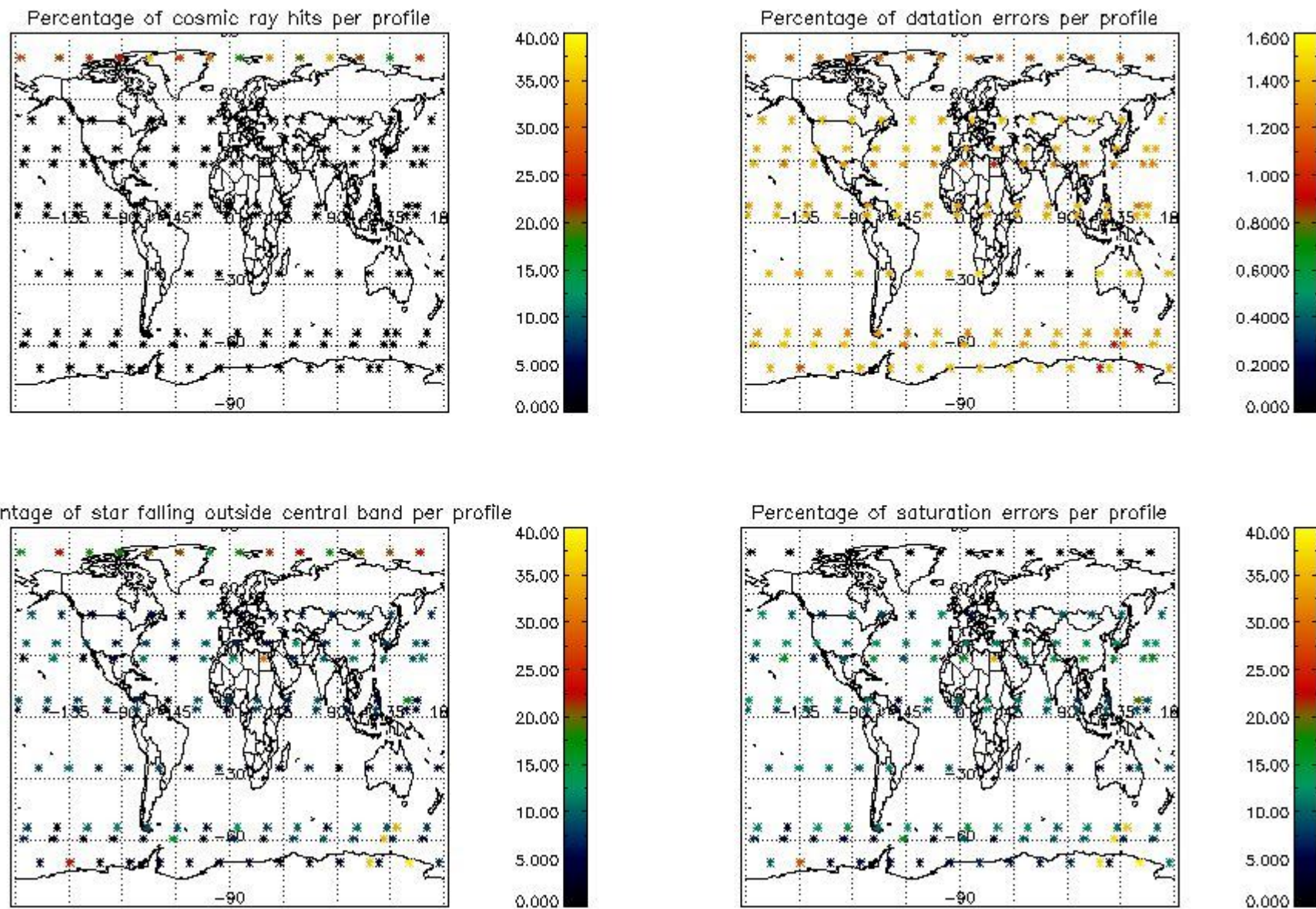
Percentage of star falling outside central band per profile



Percentage of saturation errors per profile



4.2.2 Plot level 1 quality information per product (world map): ENVISAT DESCENDING passes



5. Trace gas profiles

5.1 Ozone statistics based on quality of products

The final quality of the products can be "measured" using the STD (Standard Deviation) attached to every point profile. This information is written to the parameter GOM_NL__2P/NL_LOCAL_SPECIES_DENSITY/o3_std of the level 2 products. The table below shows the statistics for given STD ranges.

The statistics are given with respect to the overall valid production:

- Products without fatal errors: GOM_NL__2P/MPH/PRODUCT_ERR=0
- Valid point profile: GOM_NL__2P/NL_LOCAL_SPECIES_DENSITY/pcd(0)=0

The 'Criteria' is applied to valid points of dark limb products:

- Products in dark limb illumination condition: GOM_NL__2P/NL_SUMMARY_QUALITY/obs_ill_cond=0
- Products without fatal errors: GOM_NL__2P/MPH/PRODUCT_ERR=0
- Valid point profile: GOM_NL__2P/NL_LOCAL_SPECIES_DENSITY/pcd(0)=0

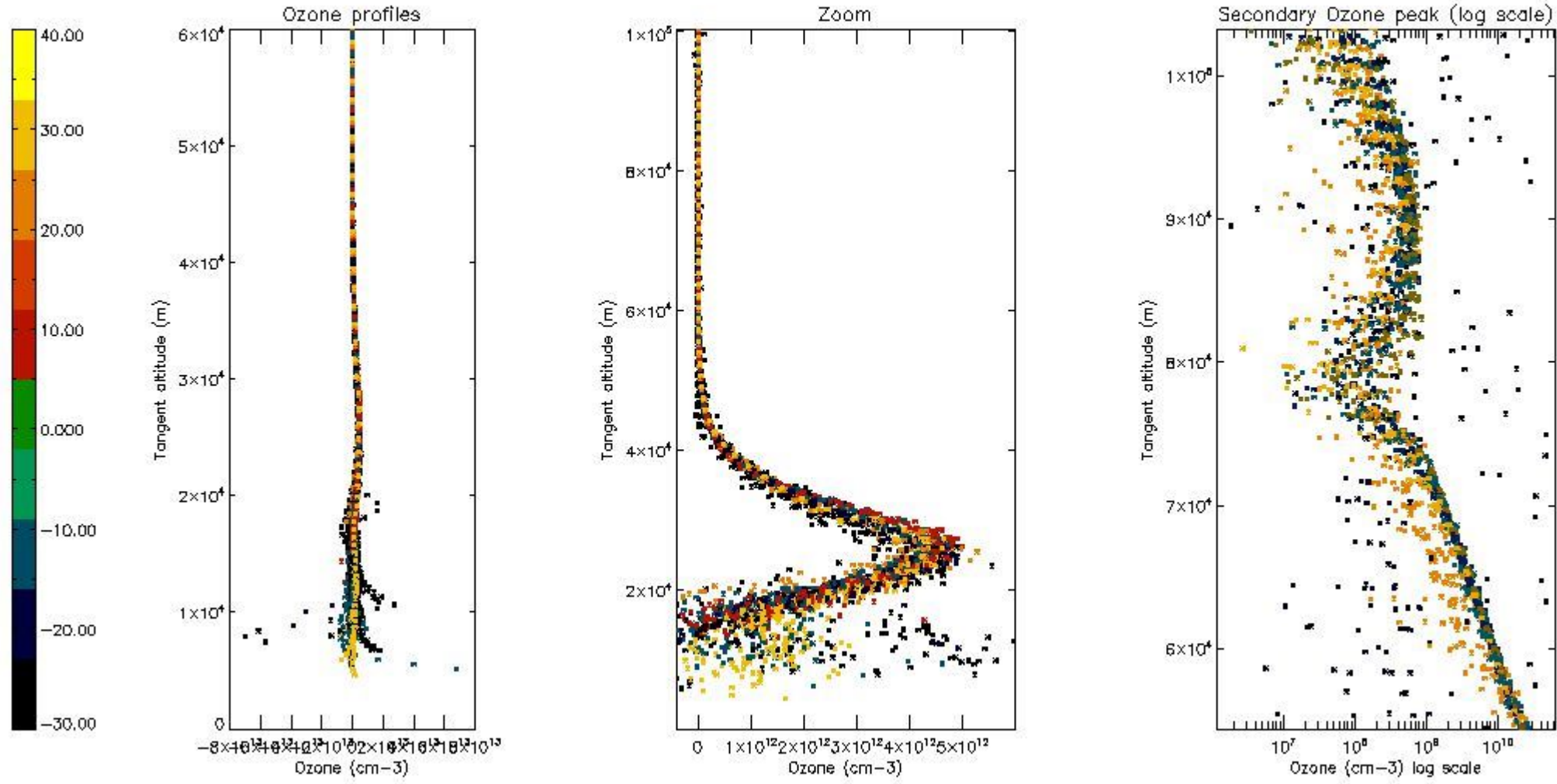
So, the table below shows the percentage of dark limb and valid observations for each criteria with respect to the overall valid daily observations.

Criteria	% of total production
All STD	35
STD < 20	18

STD < 10	14
STD < 5	8

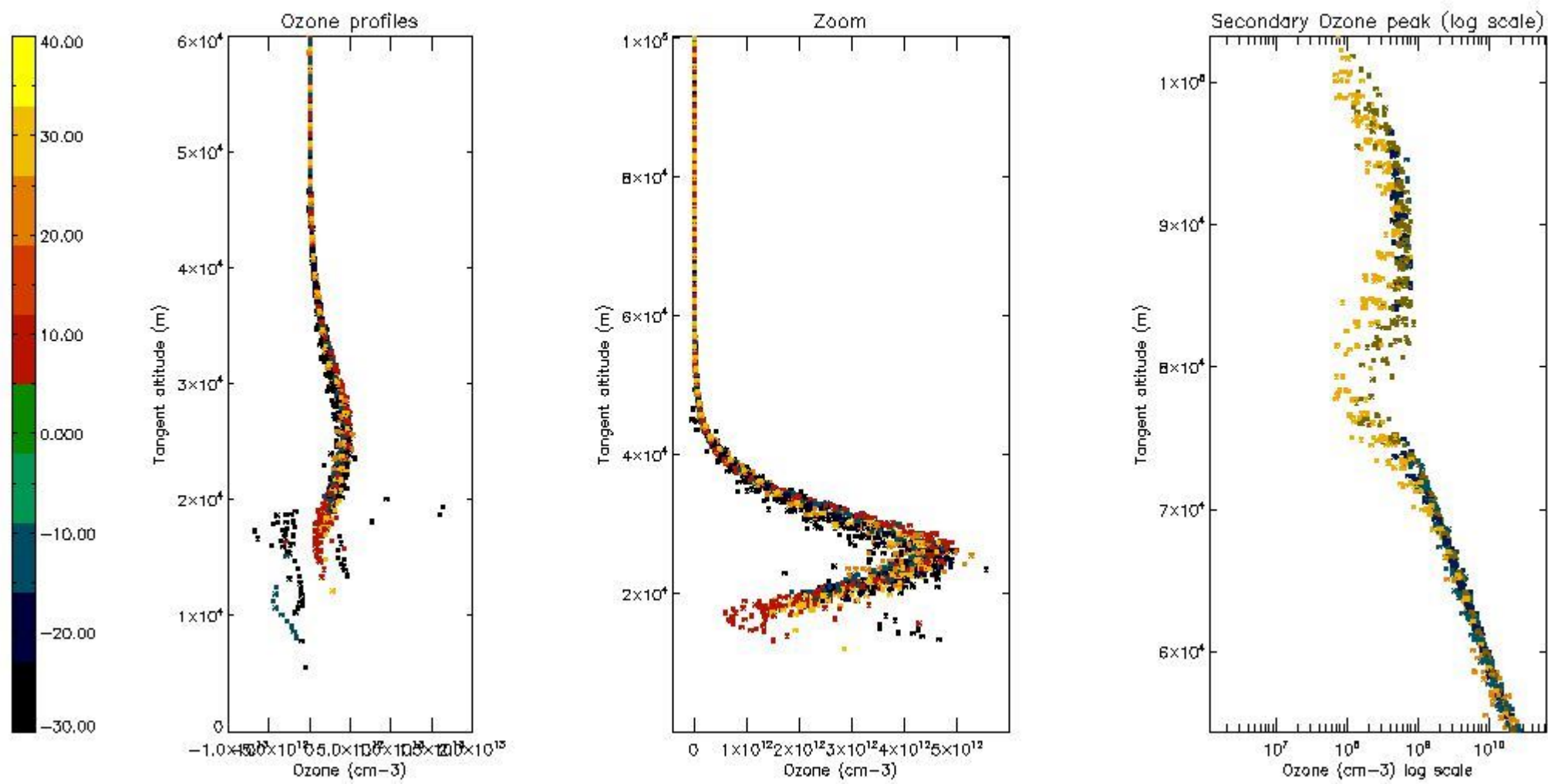
5.2 Plot ozone profiles for all STD (dark without errors)

The colorbar represents the latitude.



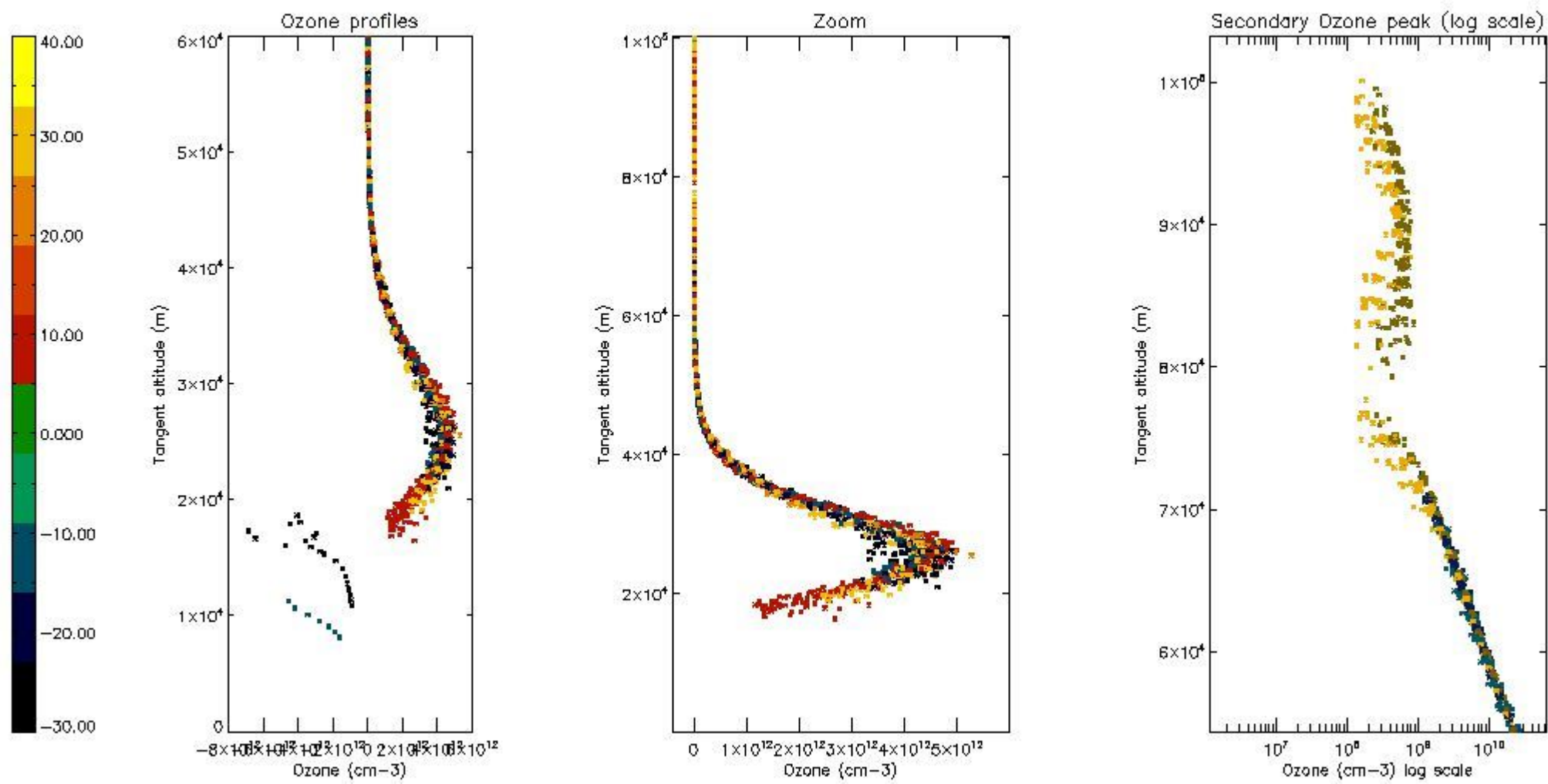
5.3 Plot ozone profiles where STD < 20% (dark without errors)

The colorbar represents the latitude.



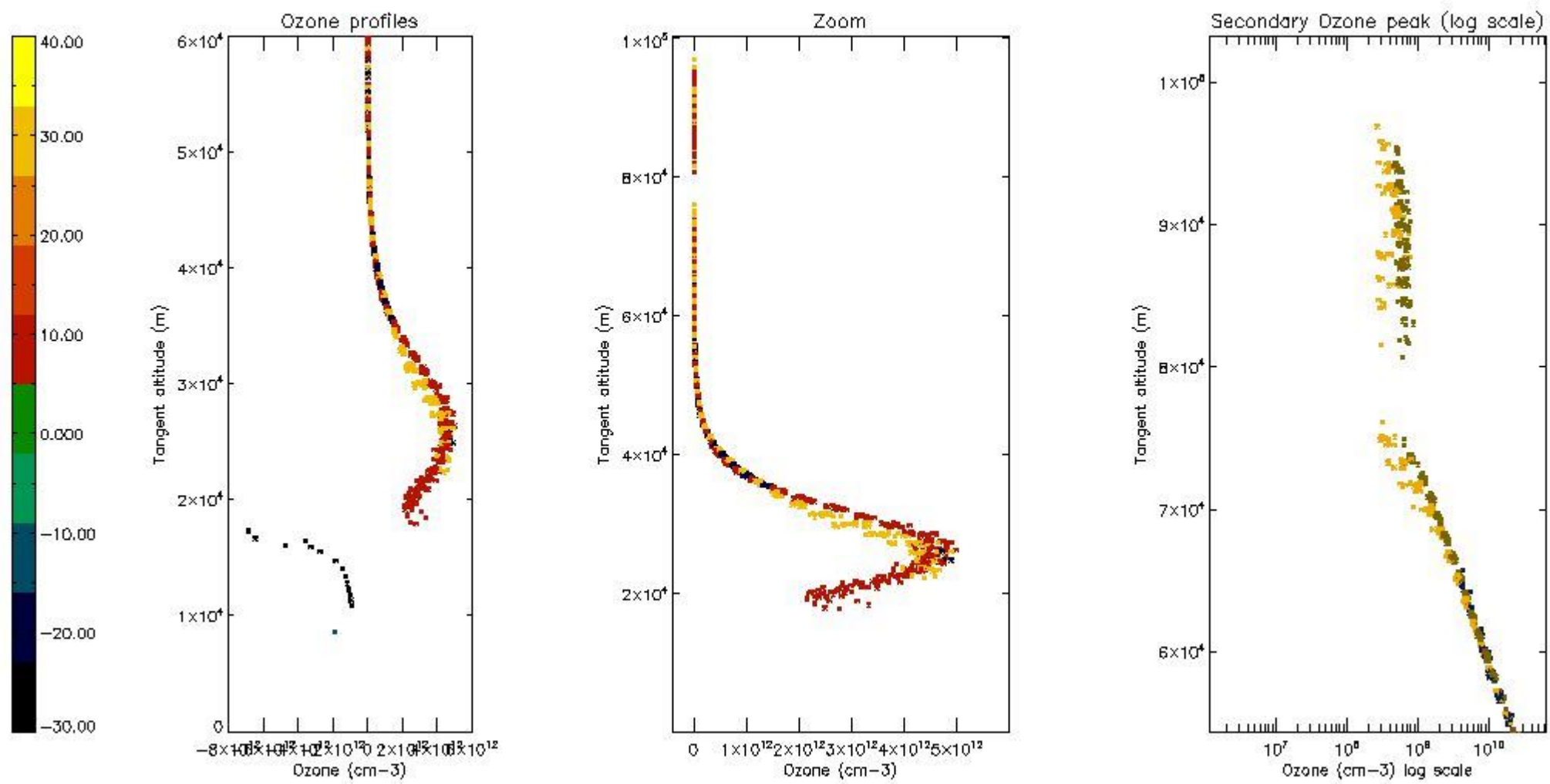
5.4 Plot ozone profiles where $STD < 10\%$ (dark without errors)

The colorbar represents the latitude.



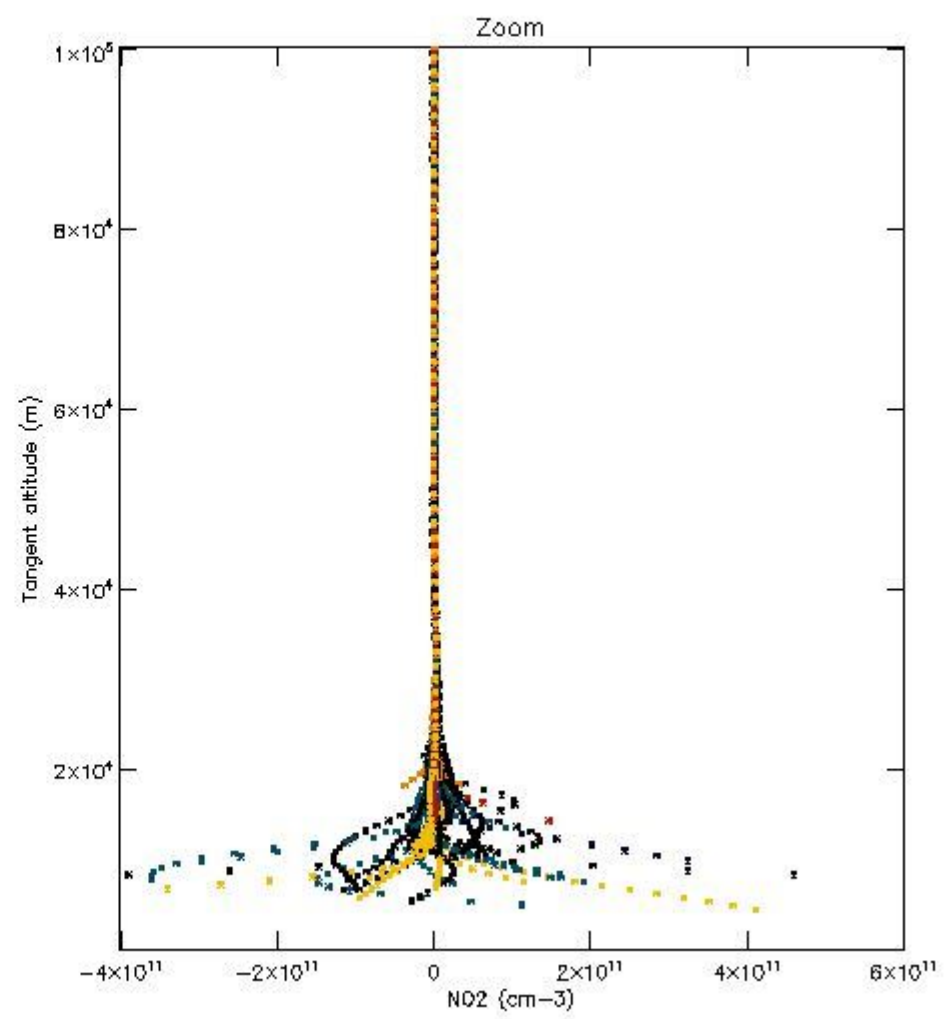
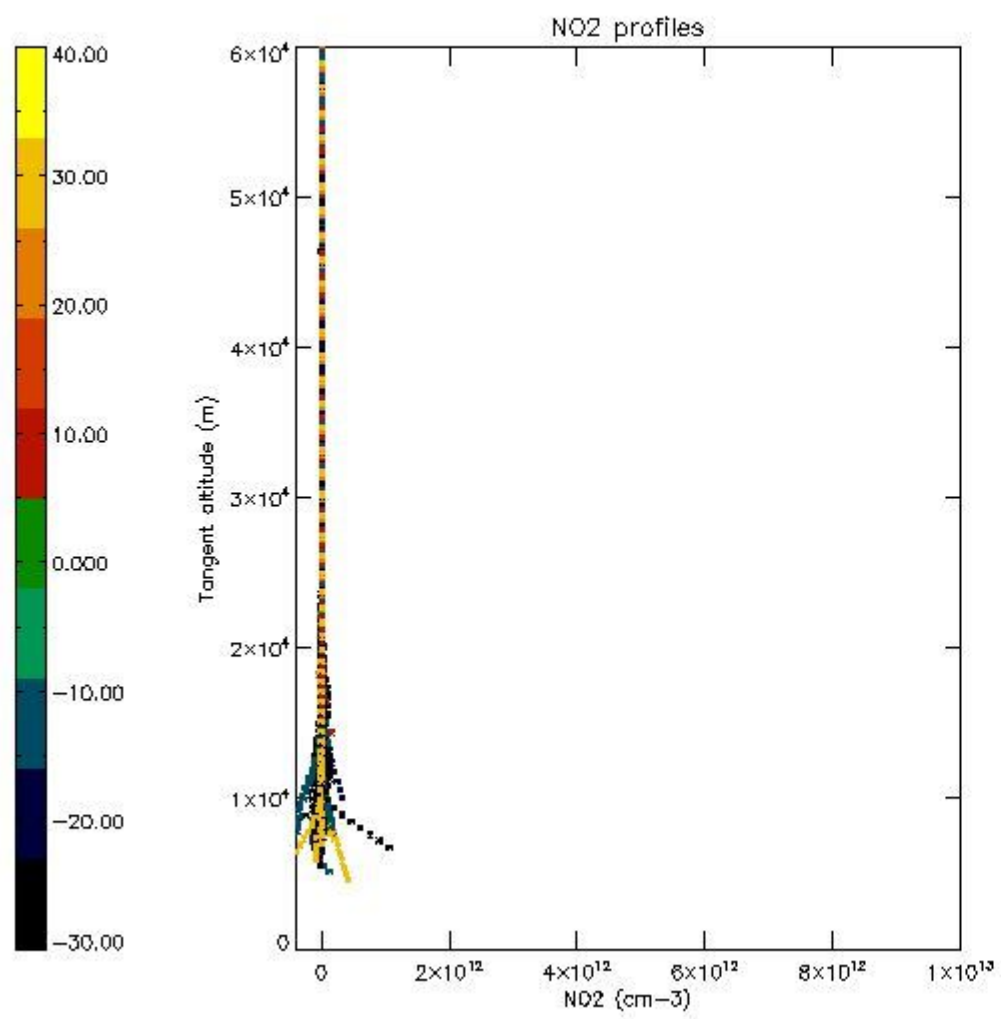
5.5 Plot ozone profiles where STD < 5% (dark without errors)

The colorbar represents the latitude.



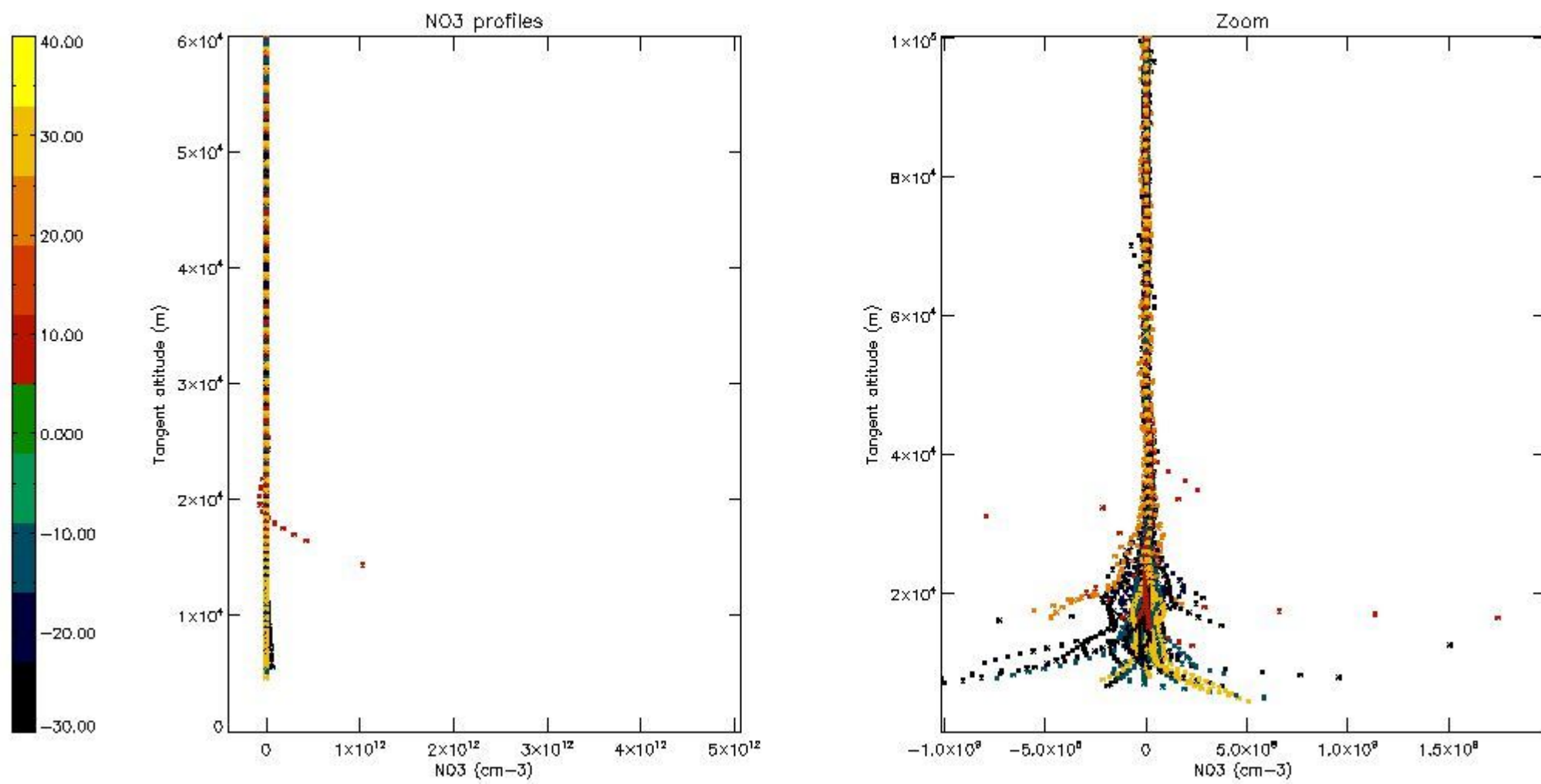
5.6 Plot NO₂ profiles for all STD (dark without errors)

The colorbar represents the latitude.



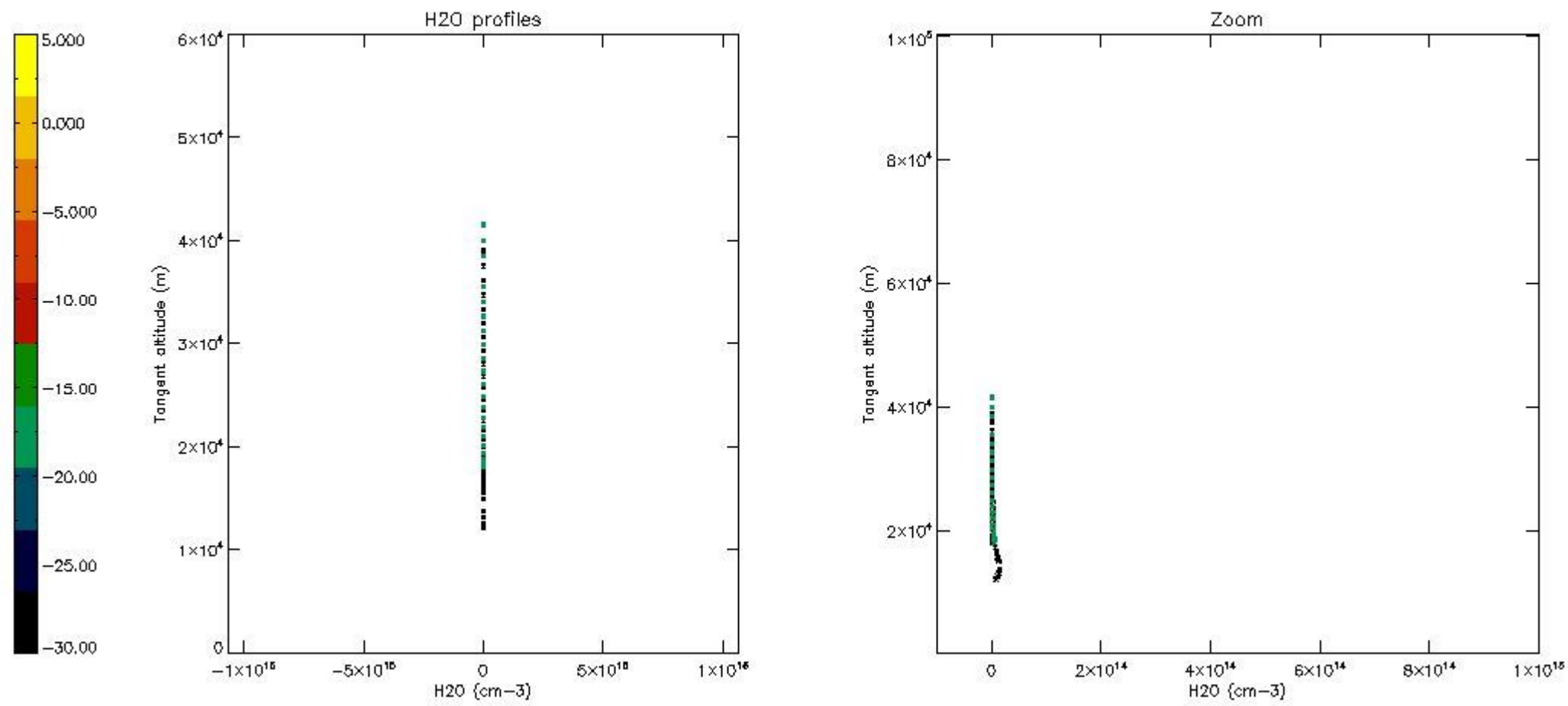
5.7 Plot NO3 profiles for all STD (dark without errors)

The colorbar represents the latitude.



5.8 Plot H₂O profiles for all STD (only for occultations of stars 1,2,3,4,13,14,16,26,63 dark without errors)

The colorbar represents the latitude.



6. Auxiliary Data Files used for the production reported in section 2

The number reported in the third column indicates since which file (see list in section 2) the corresponding auxiliary file has been used. The fourth column is the date of those product files.

Type	Auxiliary Filename	Used since product	Used since product date
INST_PHYS_CHARACTERISTICS	GOM_INS_AXVIEC20091111_143220_20030716_120000_20500101_000000	1	21-OCT-2008 00:00:03
LEVEL-2_PROC_CONFIG	GOM_PR2_AXVIEC20091111_152718_20020301_000000_20500101_000000	1	21-OCT-2008 00:00:03
CROSS_SECTIONS_FILE	GOM_CRS_AXVIEC20091111_154832_20020301_000000_20500101_000000	1	21-OCT-2008 00:00:03

GOMOS Level 2 Daily Report

SUMMARY

[1. General Info](#)

[2. Summary of processed GOM_NL_2P products](#)

[3. Level 2 Quality information per product](#)

[3.1 Plot of level 2 quality information per product \(time dependant\)](#)

[3.2 Plot of level 2 quality information per product \(world map\)](#)

[4. Level 1 Quality information per product \(stored on level 2 products\)](#)

[4.1 Plot of level 1 quality information per product \(time dependant\)](#)

[4.1.1 Plot of level 1 quality information per product \(time dependant\): ASCENDING](#)

[4.1.2 Plot of level 1 quality information per product \(time dependant\): DESCENDING](#)

[4.2 Plot of level 1 quality information per product \(world map\)](#)

[4.2.1 Plot of level 1 quality information per product \(world map\): ASCENDING](#)

[4.2.2 Plot of level 1 quality information per product \(world map\): DESCENDING](#)

[5. Ozone profiles based on quality statistics and other trace gas profiles](#)

[5.1 Ozone statistics based on quality of products](#)

[5.2 Plot ozone profiles for all STD \(dark without errors\)](#)

[5.3 Plot ozone profiles where STD < 20% \(dark without errors\)](#)

[5.4. Plot ozone profiles where STD < 10% \(dark without errors\)](#)

[5.5. Plot ozone profiles where STD < 5% \(dark without errors\)](#)

[5.6 Plot NO2 profiles for all STD \(dark without errors\)](#)

[5.7 Plot NO3 profiles for all STD \(dark without errors\)](#)

[5.8 Plot H2O profiles \(only for occultations of stars 1,2,3,4,13,14,16,26,63 dark without errors\) for all STD](#)

[6. Auxiliary Data Files used for the production reported in section 2](#)

This report presents the daily analysis on parameters extracted from GOMOS level 2 data (GOM_NL__2P). It is intended to monitor some important parameters that will impact the quality of these products. A list of level 2 products (and content) that have arrived during the reporting day to the PCF is also given.

Item	Value
Time of report generation	25APR2013 21:14:36
Data source version	GOMOS/6.01
Start time of products	21-10-2008 (21OCT2008 00:00:00)
Stop time of products	22-10-2008 (22OCT2008 00:00:00)
Store outputs in DB	Yes
Nb of level 2 prods	267
Nb of prods with errors	0

2. Summary of processed GOM_NL__2P products.

Nr	Filename	UTC Start time	Limb	Duration	Star Id	Star Name	Star Mag	Star Temp	Nb Meas	Orbit	Prod. error
1	GOM_NL__2PRFIN20081021_000003_00000372073_00102_34725_5732.N1	21-OCT-2008 00:00:03	Bright	36.500	58	21Alp And	2.0730	11000.	73	34725	No
2	GOM_NL__2PRFIN20081021_000212_00000392073_00102_34725_5733.N1	21-OCT-2008 00:02:12	Bright	39.000	53	43Bet And	2.0480	3300.0	78	34725	No
3	GOM_NL__2PRFIN20081021_000753_00000412073_00102_34725_5734.N1	21-OCT-2008 00:07:53	Bright	41.000	68	18Alp Cas	2.2250	4500.0	82	34725	No
4	GOM_NL__2PRFIN20081021_000912_00000362073_00102_34725_5735.N1	21-OCT-2008 00:09:12	Bright	36.000	76	27Gam Cas	2.3000	30000.	72	34725	No
5	GOM_NL__2PRFIN20081021_001703_00000342073_00102_34725_5736.N1	21-OCT-2008 00:17:03	Bright	34.000	49	1Alp UMi	1.9900	6300.0	68	34725	No
6	GOM_NL__2PRFIN20081021_002518_00000382073_00102_34725_5737.N1	21-OCT-2008 00:25:18	Bright	37.500	36	50Alp UMa	1.8000	6300.0	75	34725	No
7	GOM_NL__2PRFIN20081021_002653_00000532073_00102_34725_5738.N1	21-OCT-2008 00:26:53	Bright	53.000	82	48Bet UMa	2.3650	10600.	106	34725	No
8	GOM_NL__2PRFIN20081021_003021_00000532073_00102_34725_5739.N1	21-OCT-2008 00:30:21	Bright	53.000	174	52Psi UMa	3.0040	4400.0	106	34725	No
9	GOM_NL__2PRFIN20081021_003815_00000422073_00102_34725_5740.N1	21-OCT-2008 00:38:15	Bright	41.500	51	41Gam1Leo	2.0100	4500.0	83	34725	No
10	GOM_NL__2PRFIN20081021_004058_00000412073_00102_34725_5741.N1	21-OCT-2008 00:40:58	Bright	41.000	22	32Alp Leo	1.3600	15200.	82	34725	No
11	GOM_NL__2PRFIN20081021_005815_00000482073_00102_34725_5742.N1	21-OCT-2008 00:58:15	Dark	48.000	65	Lam Vel	2.2040	4400.0	96	34725	No
12	GOM_NL__2PRFIN20081021_010114_00000412073_00103_34726_5738.N1	21-OCT-2008 01:01:14	Dark	40.500	46	Del Vel	1.9540	10600.	81	34726	No
13	GOM_NL__2PRFIN20081021_010244_00000402073_00103_34726_5739.N1	21-OCT-2008 01:02:44	Dark	39.500	41	Eps Car	1.8600	4100.0	79	34726	No
14	GOM_NL__2PRFIN20081021_010716_00000502073_00103_34726_5740.N1	21-OCT-2008 01:07:16	Dark	50.000	2	Alp Car	-0.73600	7000.0	100	34726	No
15	GOM_NL__2PRFIN20081021_011420_00000382073_00103_34726_5741.N1	21-OCT-2008 01:14:20	Dark	37.500	143	Alp Hyi	2.8570	7200.0	75	34726	No
16	GOM_NL__2PRFIN20081021_011545_00000402073_00103_34726_5742.N1	21-OCT-2008 01:15:45	Dark	40.000	9	Alp Eri	0.45300	24000.	80	34726	No
17	GOM_NL__2PRFIN20081021_011836_00000422073_00103_34726_5743.N1	21-OCT-2008 01:18:36	Straylight	42.000	157	The1Eri	2.9060	9300.0	84	34726	No
18	GOM_NL__2PRFIN20081021_012713_00000412073_00103_34726_5744.N1	21-OCT-2008 01:27:13	Straylight	40.500	52	16Bet Cet	2.0370	4500.0	81	34726	No
19	GOM_NL__2PRFIN20081021_013644_00000362073_00103_34726_5745.N1	21-OCT-2008 01:36:44	Bright	36.000	140	88Gam Peg	2.8340	26000.	72	34726	No
20	GOM_NL__2PRFIN20081021_014039_00000372073_00103_34726_5746.N1	21-OCT-2008 01:40:39	Bright	36.500	58	21Alp And	2.0730	11000.	73	34726	No
21	GOM_NL__2PRFIN20081021_014248_00000402073_00103_34726_5747.N1	21-OCT-2008 01:42:48	Bright	40.000	53	43Bet And	2.0480	3300.0	80	34726	No
22	GOM_NL__2PRFIN20081021_014829_00000362073_00103_34726_5748.N1	21-OCT-2008 01:48:29	Bright	35.500	68	18Alp Cas	2.2250	4500.0	71	34726	No
23	GOM_NL__2PRFIN20081021_014947_00000372073_00103_34726_5749.N1	21-OCT-2008 01:49:47	Bright	37.000	76	27Gam Cas	2.3000	30000.	74	34726	No
24	GOM_NL__2PRFIN20081021_015739_00000342073_00103_34726_5750.N1	21-OCT-2008 01:57:39	Bright	33.500	49	1Alp UMi	1.9900	6300.0	67	34726	No
25	GOM_NL__2PRFIN20081021_020554_00000382073_00103_34726_5751.N1	21-OCT-2008 02:05:54	Bright	38.000	36	50Alp UMa	1.8000	6300.0	76	34726	No
26	GOM_NL__2PRFIN20081021_020729_00000372073_00103_34726_5752.N1	21-OCT-2008 02:07:29	Bright	37.000	82	48Bet UMa	2.3650	10600.	74	34726	No
27	GOM_NL__2PRFIN20081021_021057_00000362073_00103_34726_5753.N1	21-OCT-2008 02:10:57	Bright	35.500	174	52Psi UMa	3.0040	4400.0	71	34726	No
28	GOM_NL__2PRFIN20081021_021852_00000402073_00103_34726_5754.N1	21-OCT-2008 02:18:52	Bright	39.500	51	41Gam1Leo	2.0100	4500.0	79	34726	No
29	GOM_NL__2PRFIN20081021_022134_00000492073_00103_34726_5755.N1	21-OCT-2008 02:21:34	Bright	48.500	22	32Alp Leo	1.3600	15200.	97	34726	No
30	GOM_NL__2PRFIN20081021_023852_00000562073_00103_34726_5756.N1	21-OCT-2008 02:38:52	Dark	55.500	65	Lam Vel	2.2040	4400.0	111	34726	No
31	GOM_NL__2PRFIN20081021_024320_00000492073_00104_34727_5753.N1	21-OCT-2008 02:43:20	Dark	49.000	41	Eps Car	1.8600	4100.0	98	34727	No
32	GOM_NL__2PRFIN20081021_024753_00000512073_00104_34727_5754.N1	21-OCT-2008 02:47:53	Dark	50.500	2	Alp Car	-0.73600	7000.0	101	34727	No
33	GOM_NL__2PRFIN20081021_025456_00000382073_00104_34727_5755.N1	21-OCT-2008 02:54:56	Dark	38.000	143	Alp Hyi	2.8570	7200.0	76	34727	No
34	GOM_NL__2PRFIN20081021_025621_00000512073_00104_34727_5756.N1	21-OCT-2008 02:56:21	Dark	50.500	9	Alp Eri	0.45300	24000.	101	34727	No
35	GOM_NL__2PRFIN20081021_025913_00000442073_00104_34727_5757.N1	21-OCT-2008 02:59:13	Straylight	43.500	157	The1Eri	2.9060	9300.0	87	34727	No
36	GOM_NL__2PRFIN20081021_030749_00000442073_00104_34727_5758.N1	21-OCT-2008 03:07:49	Straylight	44.000	52	16Bet Cet	2.0370	4500.0	88	34727	No
37	GOM_NL__2PRFIN20081021_031720_00000362073_00104_34727_5759.N1	21-OCT-2008 03:17:20	Bright	35.500	140	88Gam Peg	2.8340	26000.	71	34727	No
38	GOM_NL__2PRFIN20081021_032115_00000372073_00104_34727_5760.N1	21-OCT-2008 03:21:15	Bright	37.000	58	21Alp And	2.0730	11000.	74	34727	No
39	GOM_NL__2PRFIN20081021_032323_00000412073_00104_34727_5761.N1	21-OCT-2008 03:23:23	Bright	40.500	53	43Bet And	2.0480	3300.0	81	34727	No
40	GOM_NL__2PRFIN20081021_032905_00000352073_00104_34727_5762.N1	21-OCT-2008 03:29:05	Bright	35.000	68	18Alp Cas	2.2250	4500.0	70	34727	No
41	GOM_NL__2PRFIN20081021_033023_00000372073_00104_34727_5763.N1	21-OCT-2008 03:30:23	Bright	37.000	76	27Gam Cas	2.3000	30000.	74	34727	No
42	GOM_NL__2PRFIN20081021_033815_00000342073_00104_34727_5764.N1	21-OCT-2008 03:38:15	Bright	33.500	49	1Alp UMi	1.9900	6300.0	67	34727	No

43	GOM_NL__2PRFIN20081021_034630_000000372073_00104_34727_5765.N1	21-OCT-2008 03:46:30	Bright	36.500	36	50Alp UMa	1.8000	6300.0	73	34727	No
44	GOM_NL__2PRFIN20081021_034805_000000372073_00104_34727_5766.N1	21-OCT-2008 03:48:05	Bright	37.000	82	48Bet UMa	2.3650	10600.	74	34727	No
45	GOM_NL__2PRFIN20081021_035133_000000352073_00104_34727_5767.N1	21-OCT-2008 03:51:33	Bright	34.500	174	52Psi UMa	3.0040	4400.0	69	34727	No
46	GOM_NL__2PRFIN20081021_035928_000000452073_00104_34727_5768.N1	21-OCT-2008 03:59:28	Bright	45.000	51	41Gam1Leo	2.0100	4500.0	90	34727	No
47	GOM_NL__2PRFIN20081021_040211_000000532073_00104_34727_5769.N1	21-OCT-2008 04:02:11	Bright	53.000	22	32Alp Leo	1.3600	15200.	106	34727	No
48	GOM_NL__2PRFIN20081021_041929_000000432073_00104_34727_5770.N1	21-OCT-2008 04:19:29	Dark	42.500	65	Lam Vel	2.2040	4400.0	85	34727	No
49	GOM_NL__2PRFIN20081021_042357_000000492073_00105_34728_5763.N1	21-OCT-2008 04:23:57	Dark	49.000	41	Eps Car	1.8600	4100.0	98	34728	No
50	GOM_NL__2PRFIN20081021_042830_000000482073_00105_34728_5764.N1	21-OCT-2008 04:28:30	Dark	47.500	2	Alp Car	-0.73600	7000.0	95	34728	No
51	GOM_NL__2PRFIN20081021_043532_000000372073_00105_34728_5765.N1	21-OCT-2008 04:35:32	Dark	37.000	143	Alp Hyi	2.8570	7200.0	74	34728	No
52	GOM_NL__2PRFIN20081021_043657_000000402073_00105_34728_5766.N1	21-OCT-2008 04:36:57	Dark	40.000	9	Alp Eri	0.45300	24000.	80	34728	No
53	GOM_NL__2PRFIN20081021_043949_000000432073_00105_34728_5767.N1	21-OCT-2008 04:39:49	Straylight	43.000	157	The1Eri	2.9060	9300.0	86	34728	No
54	GOM_NL__2PRFIN20081021_044825_000000432073_00105_34728_5768.N1	21-OCT-2008 04:48:25	Straylight	43.000	52	16Bet Cet	2.0370	4500.0	86	34728	No
55	GOM_NL__2PRFIN20081021_045756_000000362073_00105_34728_5769.N1	21-OCT-2008 04:57:56	Bright	35.500	140	88Gam Peg	2.8340	26000.	71	34728	No
56	GOM_NL__2PRFIN20081021_050151_000000362073_00105_34728_5770.N1	21-OCT-2008 05:01:51	Bright	36.000	58	21Alp And	2.0730	11000.	72	34728	No
57	GOM_NL__2PRFIN20081021_050359_000000402073_00105_34728_5771.N1	21-OCT-2008 05:03:59	Bright	40.000	53	43Bet And	2.0480	3300.0	80	34728	No
58	GOM_NL__2PRFIN20081021_050940_000000382073_00105_34728_5772.N1	21-OCT-2008 05:09:40	Bright	37.500	68	18Alp Cas	2.2250	4500.0	75	34728	No
59	GOM_NL__2PRFIN20081021_051059_000000372073_00105_34728_5773.N1	21-OCT-2008 05:10:59	Bright	37.000	76	27Gam Cas	2.3000	30000.	74	34728	No
60	GOM_NL__2PRFIN20081021_051851_000000352073_00105_34728_5774.N1	21-OCT-2008 05:18:51	Bright	35.000	49	1Alp UMi	1.9900	6300.0	70	34728	No
61	GOM_NL__2PRFIN20081021_052706_000000392073_00105_34728_5775.N1	21-OCT-2008 05:27:06	Bright	38.500	36	50Alp UMa	1.8000	6300.0	77	34728	No
62	GOM_NL__2PRFIN20081021_052840_000000382073_00105_34728_5776.N1	21-OCT-2008 05:28:40	Bright	37.500	82	48Bet UMa	2.3650	10600.	75	34728	No
63	GOM_NL__2PRFIN20081021_053209_000000352073_00105_34728_5777.N1	21-OCT-2008 05:32:09	Bright	34.500	174	52Psi UMa	3.0040	4400.0	69	34728	No
64	GOM_NL__2PRFIN20081021_054004_000000422073_00105_34728_5778.N1	21-OCT-2008 05:40:04	Bright	41.500	51	41Gam1Leo	2.0100	4500.0	83	34728	No
65	GOM_NL__2PRFIN20081021_054247_000000522073_00105_34728_5779.N1	21-OCT-2008 05:42:47	Bright	52.000	22	32Alp Leo	1.3600	15200.	104	34728	No
66	GOM_NL__2PRFIN20081021_060005_000000532073_00105_34728_5780.N1	21-OCT-2008 06:00:05	Dark	53.000	65	Lam Vel	2.2040	4400.0	106	34728	No
67	GOM_NL__2PRFIN20081021_060304_000000412073_00106_34729_5785.N1	21-OCT-2008 06:03:04	Dark	41.000	46	Del Vel	1.9540	10600.	82	34729	No
68	GOM_NL__2PRFIN20081021_060433_000000522073_00106_34729_5786.N1	21-OCT-2008 06:04:33	Dark	52.000	41	Eps Car	1.8600	4100.0	104	34729	No
69	GOM_NL__2PRFIN20081021_060906_000000502073_00106_34729_5787.N1	21-OCT-2008 06:09:06	Dark	50.000	2	Alp Car	-0.73600	7000.0	100	34729	No
70	GOM_NL__2PRFIN20081021_061608_000000382073_00106_34729_5788.N1	21-OCT-2008 06:16:08	Dark	38.000	143	Alp Hyi	2.8570	7200.0	76	34729	No
71	GOM_NL__2PRFIN20081021_061734_000000422073_00106_34729_5789.N1	21-OCT-2008 06:17:34	Dark	41.500	9	Alp Eri	0.45300	24000.	83	34729	No
72	GOM_NL__2PRFIN20081021_062025_000000432073_00106_34729_5790.N1	21-OCT-2008 06:20:25	Straylight	42.500	157	The1Eri	2.9060	9300.0	85	34729	No
73	GOM_NL__2PRFIN20081021_062902_000000432073_00106_34729_5791.N1	21-OCT-2008 06:29:02	Straylight	42.500	52	16Bet Cet	2.0370	4500.0	85	34729	No
74	GOM_NL__2PRFIN20081021_063833_000000352073_00106_34729_5792.N1	21-OCT-2008 06:38:33	Bright	34.500	140	88Gam Peg	2.8340	26000.	69	34729	No
75	GOM_NL__2PRFIN20081021_064227_000000372073_00106_34729_5793.N1	21-OCT-2008 06:42:27	Bright	37.000	58	21Alp And	2.0730	11000.	74	34729	No
76	GOM_NL__2PRFIN20081021_064435_000000392073_00106_34729_5794.N1	21-OCT-2008 06:44:35	Bright	38.500	53	43Bet And	2.0480	3300.0	77	34729	No
77	GOM_NL__2PRFIN20081021_065016_000000372073_00106_34729_5795.N1	21-OCT-2008 06:50:16	Bright	37.000	68	18Alp Cas	2.2250	4500.0	74	34729	No
78	GOM_NL__2PRFIN20081021_065135_000000372073_00106_34729_5796.N1	21-OCT-2008 06:51:35	Bright	36.500	76	27Gam Cas	2.3000	30000.	73	34729	No
79	GOM_NL__2PRFIN20081021_065927_000000342073_00106_34729_5797.N1	21-OCT-2008 06:59:27	Bright	34.000	49	1Alp UMi	1.9900	6300.0	68	34729	No
80	GOM_NL__2PRFIN20081021_070742_000000382073_00106_34729_5798.N1	21-OCT-2008 07:07:42	Bright	38.000	36	50Alp UMa	1.8000	6300.0	76	34729	No
81	GOM_NL__2PRFIN20081021_070916_000000352073_00106_34729_5799.N1	21-OCT-2008 07:09:16	Bright	34.500	82	48Bet UMa	2.3650	10600.	69	34729	No
82	GOM_NL__2PRFIN20081021_071245_000000362073_00106_34729_5800.N1	21-OCT-2008 07:12:45	Bright	36.000	174	52Psi UMa	3.0040	4400.0	72	34729	No
83	GOM_NL__2PRFIN20081021_072040_000000422073_00106_34729_5801.N1	21-OCT-2008 07:20:40	Bright	42.000	51	41Gam1Leo	2.0100	4500.0	84	34729	No
84	GOM_NL__2PRFIN20081021_072324_000000442073_00106_34729_5802.N1	21-OCT-2008 07:23:24	Bright	44.000	22	32Alp Leo	1.3600	15200.	88	34729	No
85	GOM_NL__2PRFIN20081021_074042_000000442073_00106_34729_5803.N1	21-OCT-2008 07:40:42	Dark	44.000	65	Lam Vel	2.2040	4400.0	88	34729	No
86	GOM_NL__2PRFIN20081021_074340_000000412073_00107_34730_5799.N1	21-OCT-2008 07:43:40	Dark	40.500	46	Del Vel	1.9540	10600.	81	34730	No
87	GOM_NL__2PRFIN20081021_074510_000000392073_00107_34730_5800.N1	21-OCT-2008 07:45:10	Dark	39.000	41	Eps Car	1.8600	4100.0	78	34730	No
88	GOM_NL__2PRFIN20081021_074943_000000492073_00107_34730_5801.N1	21-OCT-2008 07:49:43	Dark	49.000	2	Alp Car	-0.73600	7000.0	98	34730	No
89	GOM_NL__2PRFIN20081021_075645_000000392073_00107_34730_5802.N1	21-OCT-2008 07:56:45	Dark	39.000	143	Alp Hyi	2.8570	7200.0	78	34730	No
90	GOM_NL__2PRFIN20081021_075810_000000472073_00107_34730_5803.N1	21-OCT-2008 07:58:10	Dark	47.000	9	Alp Eri	0.45300	24000.	94	34730	No
91	GOM_NL__2PRFIN20081021_080102_000000432073_00107_34730_5804.N1	21-OCT-2008 08:01:02	Straylight	43.000	157	The1Eri	2.9060	9300.0	86	34730	No
92	GOM_NL__2PRFIN20081021_080938_000000412073_00107_34730_5805.N1	21-OCT-2008 08:09:38	Straylight	41.000	52	16Bet Cet	2.0370	4500.0	82	34730	No
93	GOM_NL__2PRFIN20081021_081909_000000352073_00107_34730_5806.N1	21-OCT-2008 08:19:09	Bright	35.000	140	88Gam Peg	2.8340	26000.	70	34730	No
94	GOM_NL__2PRFIN20081021_082303_000000362073_00107_34730_5807.N1	21-OCT-2008 08:23:03	Bright	35.500	58	21Alp And	2.0730	11000.	71	34730	No
95	GOM_NL__2PRFIN20081021_082511_000000522073_00107_34730_5808.N1	21-OCT-2008 08:25:11	Bright	51.500	53	43Bet And	2.0480	3300.0	103	34730	No
96	GOM_NL__2PRFIN20081021_083052_000000382073_00107_34730_5809.N1	21-OCT-2008 08:30:52	Bright	38.000	68	18Alp Cas	2.2250	4500.0	76	34730	No
97	GOM_NL__2PRFIN20081021_083210_000000382073_00107_34730_5810.N1	21-OCT-2008 08:32:10	Bright	37.500	76	27Gam Cas	2.3000	30000.	75	34730	No
98	GOM_NL__2PRFIN20081021_084003_000000332073_00107_34730_5811.N1	21-OCT-2008 08:40:03	Bright	33.000	49	1Alp UMi	1.9900	6300.0	66	34730	No
99	GOM_NL__2PRFIN20081021_084818_000000402073_00107_34730_5812.N1	21-OCT-2008 08:48:18	Bright	39.500	36	50Alp UMa	1.8000	6300.0	79	34730	No
100	GOM_NL__2PRFIN20081021_084952_000000372073_00107_34730_5813.N1	21-OCT-2008 08:49:52	Bright	37.000	82	48Bet UMa	2.3650	10600.	74	34730	No
101	GOM_NL__2PRFIN20081021_085321_000000352073_00107_34730_5814.N1	21-OCT-2008 08:53:21	Bright	35.000	174	52Psi UMa	3.0040	4400.0	70	34730	No

102	GOM_NL__2PRFIN20081021_090116_000000392073_00107_34730_5815.N1	21-OCT-2008 09:01:16	Bright	39.000	51	41Gam1Leo	2.0100	4500.0	78	34730	No
103	GOM_NL__2PRFIN20081021_090400_000000412073_00107_34730_5816.N1	21-OCT-2008 09:04:00	Bright	41.000	22	32Alp Leo	1.3600	15200.	82	34730	No
104	GOM_NL__2PRFIN20081021_092119_000000462073_00107_34730_5817.N1	21-OCT-2008 09:21:19	Dark	46.000	65	Lam Vel	2.2040	4400.0	92	34730	No
105	GOM_NL__2PRFIN20081021_092417_000000422073_00108_34731_5810.N1	21-OCT-2008 09:24:17	Dark	41.500	46	Del Vel	1.9540	10600.	83	34731	No
106	GOM_NL__2PRFIN20081021_092546_000000432073_00108_34731_5811.N1	21-OCT-2008 09:25:46	Dark	43.000	41	Eps Car	1.8600	4100.0	86	34731	No
107	GOM_NL__2PRFIN20081021_093020_000000492073_00108_34731_5812.N1	21-OCT-2008 09:30:20	Dark	49.000	2	Alp Car	-0.73600	7000.0	98	34731	No
108	GOM_NL__2PRFIN20081021_093721_000000372073_00108_34731_5813.N1	21-OCT-2008 09:37:21	Dark	36.500	143	Alp Hyi	2.8570	7200.0	73	34731	No
109	GOM_NL__2PRFIN20081021_093846_000000402073_00108_34731_5814.N1	21-OCT-2008 09:38:46	Dark	40.000	9	Alp Eri	0.45300	24000.	80	34731	No
110	GOM_NL__2PRFIN20081021_094138_000000432073_00108_34731_5815.N1	21-OCT-2008 09:41:38	Straylight	42.500	157	The1Eri	2.9060	9300.0	85	34731	No
111	GOM_NL__2PRFIN20081021_095014_000000442073_00108_34731_5816.N1	21-OCT-2008 09:50:14	Straylight	44.000	52	16Bet Cet	2.0370	4500.0	88	34731	No
112	GOM_NL__2PRFIN20081021_095945_000000342073_00108_34731_5817.N1	21-OCT-2008 09:59:45	Bright	34.000	140	88Gam Peg	2.8340	26000.	68	34731	No
113	GOM_NL__2PRFIN20081021_100339_000000362073_00108_34731_5818.N1	21-OCT-2008 10:03:39	Bright	35.500	58	21Alp And	2.0730	11000.	71	34731	No
114	GOM_NL__2PRFIN20081021_100546_000000412073_00108_34731_5819.N1	21-OCT-2008 10:05:46	Bright	40.500	53	43Bet And	2.0480	3300.0	81	34731	No
115	GOM_NL__2PRFIN20081021_101128_000000372073_00108_34731_5820.N1	21-OCT-2008 10:11:28	Bright	37.000	68	18Alp Cas	2.2250	4500.0	74	34731	No
116	GOM_NL__2PRFIN20081021_101246_000000362073_00108_34731_5821.N1	21-OCT-2008 10:12:46	Bright	36.000	76	27Gam Cas	2.3000	30000.	72	34731	No
117	GOM_NL__2PRFIN20081021_102039_000000362073_00108_34731_5822.N1	21-OCT-2008 10:20:39	Bright	36.000	49	1Alp UMi	1.9900	6300.0	72	34731	No
118	GOM_NL__2PRFIN20081021_102854_000000362073_00108_34731_5823.N1	21-OCT-2008 10:28:54	Bright	36.000	36	50Alp UMa	1.8000	6300.0	72	34731	No
119	GOM_NL__2PRFIN20081021_103028_000000352073_00108_34731_5824.N1	21-OCT-2008 10:30:28	Bright	35.000	82	48Bet UMa	2.3650	10600.	70	34731	No
120	GOM_NL__2PRFIN20081021_103357_000000352073_00108_34731_5825.N1	21-OCT-2008 10:33:57	Bright	34.500	174	52Psi UMa	3.0040	4400.0	69	34731	No
121	GOM_NL__2PRFIN20081021_104153_000000412073_00108_34731_5826.N1	21-OCT-2008 10:41:53	Bright	41.000	51	41Gam1Leo	2.0100	4500.0	82	34731	No
122	GOM_NL__2PRFIN20081021_104436_000000412073_00108_34731_5827.N1	21-OCT-2008 10:44:36	Bright	41.000	22	32Alp Leo	1.3600	15200.	82	34731	No
123	GOM_NL__2PRFIN20081021_110155_000000552073_00108_34731_5828.N1	21-OCT-2008 11:01:55	Dark	54.500	65	Lam Vel	2.2040	4400.0	109	34731	No
124	GOM_NL__2PRFIN20081021_110453_000000442073_00109_34732_5817.N1	21-OCT-2008 11:04:53	Dark	44.000	46	Del Vel	1.9540	10600.	88	34732	No
125	GOM_NL__2PRFIN20081021_110623_000000452073_00109_34732_5818.N1	21-OCT-2008 11:06:23	Dark	44.500	41	Eps Car	1.8600	4100.0	89	34732	No
126	GOM_NL__2PRFIN20081021_111057_000000472073_00109_34732_5819.N1	21-OCT-2008 11:10:57	Dark	47.000	2	Alp Car	-0.73600	7000.0	94	34732	No
127	GOM_NL__2PRFIN20081021_111757_000000392073_00109_34732_5820.N1	21-OCT-2008 11:17:57	Dark	38.500	143	Alp Hyi	2.8570	7200.0	77	34732	No
128	GOM_NL__2PRFIN20081021_111922_000000392073_00109_34732_5821.N1	21-OCT-2008 11:19:22	Dark	39.000	9	Alp Eri	0.45300	24000.	78	34732	No
129	GOM_NL__2PRFIN20081021_112214_000000432073_00109_34732_5822.N1	21-OCT-2008 11:22:14	Straylight	43.000	157	The1Eri	2.9060	9300.0	86	34732	No
130	GOM_NL__2PRFIN20081021_113050_000000442073_00109_34732_5823.N1	21-OCT-2008 11:30:50	Straylight	43.500	52	16Bet Cet	2.0370	4500.0	87	34732	No
131	GOM_NL__2PRFIN20081021_114021_000000372073_00109_34732_5824.N1	21-OCT-2008 11:40:21	Bright	36.500	140	88Gam Peg	2.8340	26000.	73	34732	No
132	GOM_NL__2PRFIN20081021_114415_000000372073_00109_34732_5825.N1	21-OCT-2008 11:44:15	Bright	36.500	58	21Alp And	2.0730	11000.	73	34732	No
133	GOM_NL__2PRFIN20081021_114622_000000402073_00109_34732_5826.N1	21-OCT-2008 11:46:22	Bright	39.500	53	43Bet And	2.0480	3300.0	79	34732	No
134	GOM_NL__2PRFIN20081021_115204_000000382073_00109_34732_5827.N1	21-OCT-2008 11:52:04	Bright	37.500	68	18Alp Cas	2.2250	4500.0	75	34732	No
135	GOM_NL__2PRFIN20081021_115322_000000372073_00109_34732_5828.N1	21-OCT-2008 11:53:22	Bright	37.000	76	27Gam Cas	2.3000	30000.	74	34732	No
136	GOM_NL__2PRFIN20081021_120115_000000342073_00109_34732_5829.N1	21-OCT-2008 12:01:15	Bright	34.000	49	1Alp UMi	1.9900	6300.0	68	34732	No
137	GOM_NL__2PRFIN20081021_120929_000000392073_00109_34732_5830.N1	21-OCT-2008 12:09:29	Bright	38.500	36	50Alp UMa	1.8000	6300.0	77	34732	No
138	GOM_NL__2PRFIN20081021_121104_000000402073_00109_34732_5831.N1	21-OCT-2008 12:11:04	Bright	40.000	82	48Bet UMa	2.3650	10600.	80	34732	No
139	GOM_NL__2PRFIN20081021_121433_000000362073_00109_34732_5832.N1	21-OCT-2008 12:14:33	Bright	35.500	174	52Psi UMa	3.0040	4400.0	71	34732	No
140	GOM_NL__2PRFIN20081021_122229_000000592073_00109_34732_5833.N1	21-OCT-2008 12:22:29	Bright	59.000	51	41Gam1Leo	2.0100	4500.0	118	34732	No
141	GOM_NL__2PRFIN20081021_122512_000000292073_00109_34732_5834.N1	21-OCT-2008 12:25:12	Tw_i_and_stray	29.000	22	32Alp Leo	1.3600	15200.	58	34732	No
142	GOM_NL__2PRFIN20081021_124232_000000502073_00109_34732_5835.N1	21-OCT-2008 12:42:32	Dark	49.500	65	Lam Vel	2.2040	4400.0	99	34732	No
143	GOM_NL__2PRFIN20081021_124530_000000442073_00110_34733_5829.N1	21-OCT-2008 12:45:30	Dark	43.500	46	Del Vel	1.9540	10600.	87	34733	No
144	GOM_NL__2PRFIN20081021_124659_000000432073_00110_34733_5830.N1	21-OCT-2008 12:46:59	Dark	42.500	41	Eps Car	1.8600	4100.0	85	34733	No
145	GOM_NL__2PRFIN20081021_125133_000000482073_00110_34733_5831.N1	21-OCT-2008 12:51:33	Dark	47.500	2	Alp Car	-0.73600	7000.0	95	34733	No
146	GOM_NL__2PRFIN20081021_125833_000000382073_00110_34733_5832.N1	21-OCT-2008 12:58:33	Dark	38.000	143	Alp Hyi	2.8570	7200.0	76	34733	No
147	GOM_NL__2PRFIN20081021_125958_000000382073_00110_34733_5833.N1	21-OCT-2008 12:59:58	Dark	38.000	9	Alp Eri	0.45300	24000.	76	34733	No
148	GOM_NL__2PRFIN20081021_130251_000000432073_00110_34733_5834.N1	21-OCT-2008 13:02:51	Straylight	43.000	157	The1Eri	2.9060	9300.0	86	34733	No
149	GOM_NL__2PRFIN20081021_131126_000000422073_00110_34733_5835.N1	21-OCT-2008 13:11:26	Straylight	41.500	52	16Bet Cet	2.0370	4500.0	83	34733	No
150	GOM_NL__2PRFIN20081021_132057_000000352073_00110_34733_5836.N1	21-OCT-2008 13:20:57	Bright	34.500	140	88Gam Peg	2.8340	26000.	69	34733	No
151	GOM_NL__2PRFIN20081021_132451_000000362073_00110_34733_5837.N1	21-OCT-2008 13:24:51	Bright	35.500	58	21Alp And	2.0730	11000.	71	34733	No
152	GOM_NL__2PRFIN20081021_132658_000000372073_00110_34733_5838.N1	21-OCT-2008 13:26:58	Bright	37.000	53	43Bet And	2.0480	3300.0	74	34733	No
153	GOM_NL__2PRFIN20081021_133239_000000342073_00110_34733_5839.N1	21-OCT-2008 13:32:39	Bright	34.000	68	18Alp Cas	2.2250	4500.0	68	34733	No
154	GOM_NL__2PRFIN20081021_133358_000000342073_00110_34733_5840.N1	21-OCT-2008 13:33:58	Bright	34.000	76	27Gam Cas	2.3000	30000.	68	34733	No
155	GOM_NL__2PRFIN20081021_134151_000000372073_00110_34733_5841.N1	21-OCT-2008 13:41:51	Bright	36.500	49	1Alp UMi	1.9900	6300.0	73	34733	No
156	GOM_NL__2PRFIN20081021_135005_000000382073_00110_34733_5842.N1	21-OCT-2008 13:50:05	Bright	37.500	36	50Alp UMa	1.8000	6300.0	75	34733	No
157	GOM_NL__2PRFIN20081021_135140_000000362073_00110_34733_5843.N1	21-OCT-2008 13:51:40	Bright	35.500	82	48Bet UMa	2.3650	10600.	71	34733	No
158	GOM_NL__2PRFIN20081021_135509_000000362073_00110_34733_5844.N1	21-OCT-2008 13:55:09	Bright	35.500	174	52Psi UMa	3.0040	4400.0	71	34733	No
159	GOM_NL__2PRFIN20081021_140305_000000512073_00110_34733_5845.N1	21-OCT-2008 14:03:05	Bright	50.500	51	41Gam1Leo	2.0100	4500.0	101	34733	No
160	GOM_NL__2PRFIN20081021_140549_000000292073_00110_34733_5846.N1	21-OCT-2008 14:05:49	Tw_i_and_stray	29.000	22	32Alp Leo	1.3600	15200.	58	34733	No

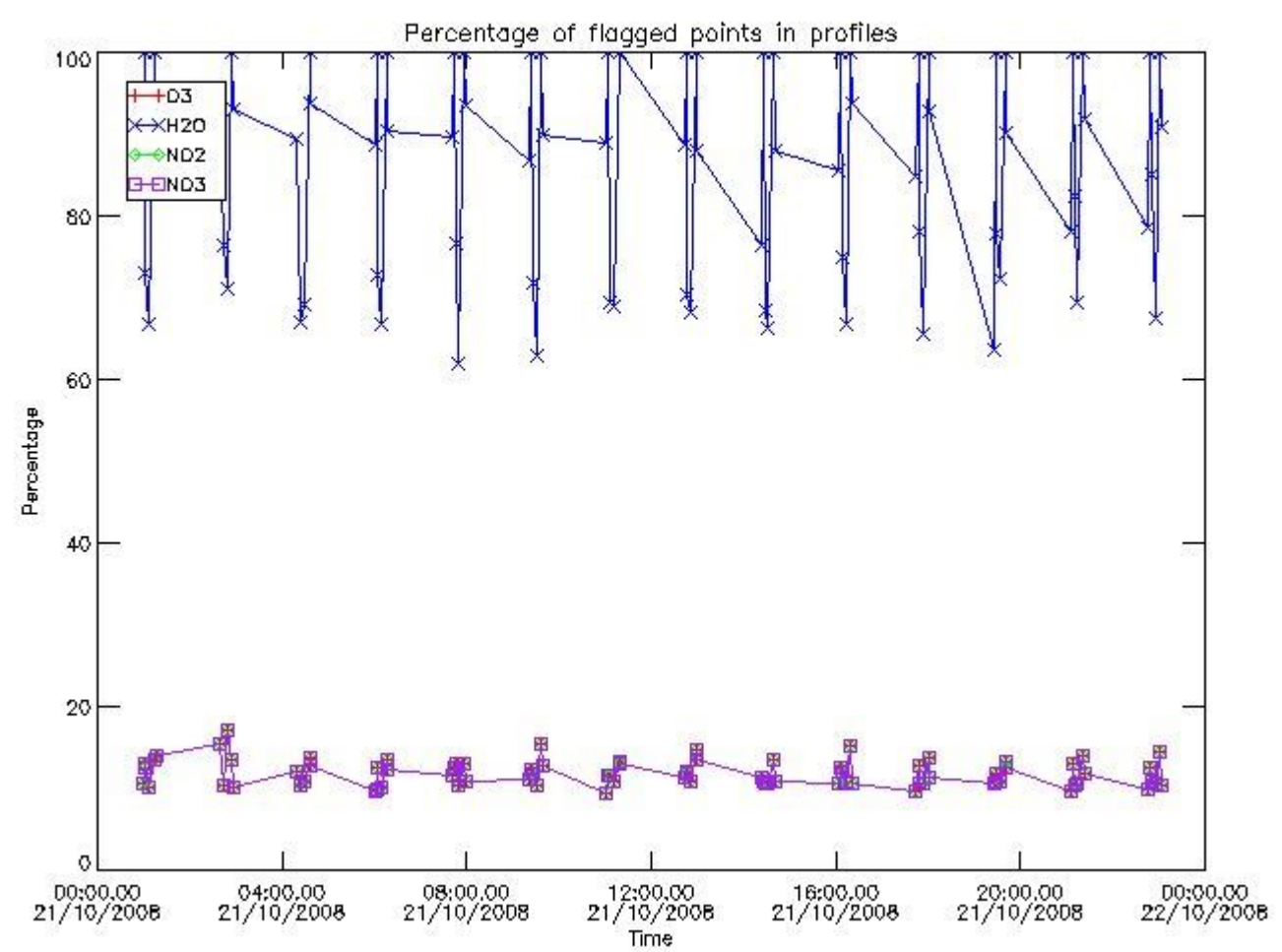
161	GOM_NL__2PRFIN20081021_142308_000000492073_00110_34733_5847.N1	21-OCT-2008 14:23:08	Dark	49.000	65	Lam Vel	2.2040	4400.0	98	34733	No
162	GOM_NL__2PRFIN20081021_142606_000000472073_00111_34734_5842.N1	21-OCT-2008 14:26:06	Dark	46.500	46	Del Vel	1.9540	10600.	93	34734	No
163	GOM_NL__2PRFIN20081021_142736_000000482073_00111_34734_5843.N1	21-OCT-2008 14:27:36	Dark	48.000	41	Eps Car	1.8600	4100.0	96	34734	No
164	GOM_NL__2PRFIN20081021_143210_000000482073_00111_34734_5844.N1	21-OCT-2008 14:32:10	Dark	48.000	2	Alp Car	-0.73600	7000.0	96	34734	No
165	GOM_NL__2PRFIN20081021_143909_000000382073_00111_34734_5845.N1	21-OCT-2008 14:39:09	Dark	37.500	143	Alp Hyi	2.8570	7200.0	75	34734	No
166	GOM_NL__2PRFIN20081021_144034_000000472073_00111_34734_5846.N1	21-OCT-2008 14:40:34	Dark	46.500	9	Alp Eri	0.45300	24000.	93	34734	No
167	GOM_NL__2PRFIN20081021_144327_000000432073_00111_34734_5847.N1	21-OCT-2008 14:43:27	Straylight	42.500	157	The1Eri	2.9060	9300.0	85	34734	No
168	GOM_NL__2PRFIN20081021_145202_000000402073_00111_34734_5848.N1	21-OCT-2008 14:52:02	Straylight	40.000	52	16Bet Cet	2.0370	4500.0	80	34734	No
169	GOM_NL__2PRFIN20081021_150133_000000352073_00111_34734_5849.N1	21-OCT-2008 15:01:33	Bright	35.000	140	88Gam Peg	2.8340	26000.	70	34734	No
170	GOM_NL__2PRFIN20081021_150527_000000372073_00111_34734_5850.N1	21-OCT-2008 15:05:27	Bright	36.500	58	21Alp And	2.0730	11000.	73	34734	No
171	GOM_NL__2PRFIN20081021_150733_000000402073_00111_34734_5851.N1	21-OCT-2008 15:07:33	Bright	40.000	53	43Bet And	2.0480	3300.0	80	34734	No
172	GOM_NL__2PRFIN20081021_151315_000000372073_00111_34734_5852.N1	21-OCT-2008 15:13:15	Bright	37.000	68	18Alp Cas	2.2250	4500.0	74	34734	No
173	GOM_NL__2PRFIN20081021_151433_000000372073_00111_34734_5853.N1	21-OCT-2008 15:14:33	Bright	37.000	76	27Gam Cas	2.3000	30000.	74	34734	No
174	GOM_NL__2PRFIN20081021_152227_000000362073_00111_34734_5854.N1	21-OCT-2008 15:22:27	Bright	35.500	49	1Alp UMi	1.9900	6300.0	71	34734	No
175	GOM_NL__2PRFIN20081021_153041_000000392073_00111_34734_5855.N1	21-OCT-2008 15:30:41	Bright	39.000	36	50Alp UMa	1.8000	6300.0	78	34734	No
176	GOM_NL__2PRFIN20081021_153216_000000352073_00111_34734_5856.N1	21-OCT-2008 15:32:16	Bright	35.000	82	48Bet UMa	2.3650	10600.	70	34734	No
177	GOM_NL__2PRFIN20081021_153545_000000342073_00111_34734_5857.N1	21-OCT-2008 15:35:45	Bright	34.000	174	52Psi UMa	3.0040	4400.0	68	34734	No
178	GOM_NL__2PRFIN20081021_154341_000000422073_00111_34734_5858.N1	21-OCT-2008 15:43:41	Bright	41.500	51	41Gam1Leo	2.0100	4500.0	83	34734	No
179	GOM_NL__2PRFIN20081021_160345_000000492073_00111_34734_5859.N1	21-OCT-2008 16:03:45	Dark	48.500	65	Lam Vel	2.2040	4400.0	97	34734	No
180	GOM_NL__2PRFIN20081021_160643_000000412073_00112_34735_5852.N1	21-OCT-2008 16:06:43	Dark	40.500	46	Del Vel	1.9540	10600.	81	34735	No
181	GOM_NL__2PRFIN20081021_160812_000000432073_00112_34735_5853.N1	21-OCT-2008 16:08:12	Dark	42.500	41	Eps Car	1.8600	4100.0	85	34735	No
182	GOM_NL__2PRFIN20081021_161247_000000472073_00112_34735_5854.N1	21-OCT-2008 16:12:47	Dark	47.000	2	Alp Car	-0.73600	7000.0	94	34735	No
183	GOM_NL__2PRFIN20081021_161945_000000372073_00112_34735_5855.N1	21-OCT-2008 16:19:45	Dark	37.000	143	Alp Hyi	2.8570	7200.0	74	34735	No
184	GOM_NL__2PRFIN20081021_162111_000000482073_00112_34735_5856.N1	21-OCT-2008 16:21:11	Dark	48.000	9	Alp Eri	0.45300	24000.	96	34735	No
185	GOM_NL__2PRFIN20081021_162403_000000422073_00112_34735_5857.N1	21-OCT-2008 16:24:03	Straylight	42.000	157	The1Eri	2.9060	9300.0	84	34735	No
186	GOM_NL__2PRFIN20081021_163238_000000432073_00112_34735_5858.N1	21-OCT-2008 16:32:38	Straylight	43.000	52	16Bet Cet	2.0370	4500.0	86	34735	No
187	GOM_NL__2PRFIN20081021_164209_000000362073_00112_34735_5859.N1	21-OCT-2008 16:42:09	Bright	35.500	140	88Gam Peg	2.8340	26000.	71	34735	No
188	GOM_NL__2PRFIN20081021_164603_000000362073_00112_34735_5860.N1	21-OCT-2008 16:46:03	Bright	35.500	58	21Alp And	2.0730	11000.	71	34735	No
189	GOM_NL__2PRFIN20081021_164809_000000382073_00112_34735_5861.N1	21-OCT-2008 16:48:09	Bright	37.500	53	43Bet And	2.0480	3300.0	75	34735	No
190	GOM_NL__2PRFIN20081021_165351_000000382073_00112_34735_5862.N1	21-OCT-2008 16:53:51	Bright	37.500	68	18Alp Cas	2.2250	4500.0	75	34735	No
191	GOM_NL__2PRFIN20081021_165509_000000372073_00112_34735_5863.N1	21-OCT-2008 16:55:09	Bright	36.500	76	27Gam Cas	2.3000	30000.	73	34735	No
192	GOM_NL__2PRFIN20081021_170302_000000362073_00112_34735_5864.N1	21-OCT-2008 17:03:02	Bright	36.000	49	1Alp UMi	1.9900	6300.0	72	34735	No
193	GOM_NL__2PRFIN20081021_171117_000000392073_00112_34735_5865.N1	21-OCT-2008 17:11:17	Bright	38.500	36	50Alp UMa	1.8000	6300.0	77	34735	No
194	GOM_NL__2PRFIN20081021_171252_000000342073_00112_34735_5866.N1	21-OCT-2008 17:12:52	Bright	34.000	82	48Bet UMa	2.3650	10600.	68	34735	No
195	GOM_NL__2PRFIN20081021_171621_000000452073_00112_34735_5867.N1	21-OCT-2008 17:16:21	Bright	45.000	174	52Psi UMa	3.0040	4400.0	90	34735	No
196	GOM_NL__2PRFIN20081021_172418_000000412073_00112_34735_5868.N1	21-OCT-2008 17:24:18	Bright	41.000	51	41Gam1Leo	2.0100	4500.0	82	34735	No
197	GOM_NL__2PRFIN20081021_174422_000000532073_00112_34735_5869.N1	21-OCT-2008 17:44:22	Dark	53.000	65	Lam Vel	2.2040	4400.0	106	34735	No
198	GOM_NL__2PRFIN20081021_174719_000000402073_00113_34736_5866.N1	21-OCT-2008 17:47:19	Dark	40.000	46	Del Vel	1.9540	10600.	80	34736	No
199	GOM_NL__2PRFIN20081021_174849_000000492073_00113_34736_5867.N1	21-OCT-2008 17:48:49	Dark	48.500	41	Eps Car	1.8600	4100.0	97	34736	No
200	GOM_NL__2PRFIN20081021_175324_000000492073_00113_34736_5868.N1	21-OCT-2008 17:53:24	Dark	48.500	2	Alp Car	-0.73600	7000.0	97	34736	No
201	GOM_NL__2PRFIN20081021_180022_000000372073_00113_34736_5869.N1	21-OCT-2008 18:00:22	Dark	37.000	143	Alp Hyi	2.8570	7200.0	74	34736	No
202	GOM_NL__2PRFIN20081021_180147_000000492073_00113_34736_5870.N1	21-OCT-2008 18:01:47	Dark	49.000	9	Alp Eri	0.45300	24000.	98	34736	No
203	GOM_NL__2PRFIN20081021_180440_000000432073_00113_34736_5871.N1	21-OCT-2008 18:04:40	Straylight	43.000	157	The1Eri	2.9060	9300.0	86	34736	No
204	GOM_NL__2PRFIN20081021_181314_000000422073_00113_34736_5872.N1	21-OCT-2008 18:13:14	Straylight	42.000	52	16Bet Cet	2.0370	4500.0	84	34736	No
205	GOM_NL__2PRFIN20081021_182245_000000352073_00113_34736_5873.N1	21-OCT-2008 18:22:45	Bright	35.000	140	88Gam Peg	2.8340	26000.	70	34736	No
206	GOM_NL__2PRFIN20081021_182639_000000372073_00113_34736_5874.N1	21-OCT-2008 18:26:39	Bright	36.500	58	21Alp And	2.0730	11000.	73	34736	No
207	GOM_NL__2PRFIN20081021_182845_000000362073_00113_34736_5875.N1	21-OCT-2008 18:28:45	Bright	36.000	53	43Bet And	2.0480	3300.0	72	34736	No
208	GOM_NL__2PRFIN20081021_183427_000000382073_00113_34736_5876.N1	21-OCT-2008 18:34:27	Bright	37.500	68	18Alp Cas	2.2250	4500.0	75	34736	No
209	GOM_NL__2PRFIN20081021_183545_000000372073_00113_34736_5877.N1	21-OCT-2008 18:35:45	Bright	36.500	76	27Gam Cas	2.3000	30000.	73	34736	No
210	GOM_NL__2PRFIN20081021_184338_000000382073_00113_34736_5878.N1	21-OCT-2008 18:43:38	Bright	37.500	49	1Alp UMi	1.9900	6300.0	75	34736	No
211	GOM_NL__2PRFIN20081021_185153_000000352073_00113_34736_5879.N1	21-OCT-2008 18:51:53	Bright	34.500	36	50Alp UMa	1.8000	6300.0	69	34736	No
212	GOM_NL__2PRFIN20081021_185328_000000352073_00113_34736_5880.N1	21-OCT-2008 18:53:28	Bright	35.000	82	48Bet UMa	2.3650	10600.	70	34736	No
213	GOM_NL__2PRFIN20081021_185657_000000372073_00113_34736_5881.N1	21-OCT-2008 18:56:57	Bright	36.500	174	52Psi UMa	3.0040	4400.0	73	34736	No
214	GOM_NL__2PRFIN20081021_190454_000000592073_00113_34736_5882.N1	21-OCT-2008 19:04:54	Bright	59.000	51	41Gam1Leo	2.0100	4500.0	118	34736	No
215	GOM_NL__2PRFIN20081021_192458_000000492073_00113_34736_5883.N1	21-OCT-2008 19:24:58	Dark	48.500	65	Lam Vel	2.2040	4400.0	97	34736	No
216	GOM_NL__2PRFIN20081021_192756_000000472073_00114_34737_5900.N1	21-OCT-2008 19:27:56	Dark	47.000	46	Del Vel	1.9540	10600.	94	34737	No
217	GOM_NL__2PRFIN20081021_192925_000000442073_00114_34737_5901.N1	21-OCT-2008 19:29:25	Dark	43.500	41	Eps Car	1.8600	4100.0	87	34737	No
218	GOM_NL__2PRFIN20081021_193400_000000482073_00114_34737_5902.N1	21-OCT-2008 19:34:00	Dark	47.500	2	Alp Car	-0.73600	7000.0	95	34737	No
219	GOM_NL__2PRFIN20081021_194058_000000392073_00114_34737_5903.N1	21-OCT-2008 19:40:58	Dark	38.500	143	Alp Hyi	2.8570	7200.0	77	34737	No

220	GOM_NL__2PRFIN20081021_194223_000000412073_00114_34737_5904.N1	21-OCT-2008 19:42:23	Dark	41.000	9	Alp Eri	0.45300	24000.	82	34737	No
221	GOM_NL__2PRFIN20081021_194516_000000442073_00114_34737_5905.N1	21-OCT-2008 19:45:16	Straylight	43.500	157	The1Eri	2.9060	9300.0	87	34737	No
222	GOM_NL__2PRFIN20081021_195350_000000422073_00114_34737_5906.N1	21-OCT-2008 19:53:50	Straylight	41.500	52	16Bet Cet	2.0370	4500.0	83	34737	No
223	GOM_NL__2PRFIN20081021_200321_000000362073_00114_34737_5907.N1	21-OCT-2008 20:03:21	Bright	36.000	140	88Gam Peg	2.8340	26000.	72	34737	No
224	GOM_NL__2PRFIN20081021_200715_000000372073_00114_34737_5908.N1	21-OCT-2008 20:07:15	Bright	36.500	58	21Alp And	2.0730	11000.	73	34737	No
225	GOM_NL__2PRFIN20081021_200920_000000412073_00114_34737_5909.N1	21-OCT-2008 20:09:20	Bright	40.500	53	43Bet And	2.0480	3300.0	81	34737	No
226	GOM_NL__2PRFIN20081021_201503_000000382073_00114_34737_5910.N1	21-OCT-2008 20:15:03	Bright	37.500	68	18Alp Cas	2.2250	4500.0	75	34737	No
227	GOM_NL__2PRFIN20081021_201621_000000362073_00114_34737_5911.N1	21-OCT-2008 20:16:21	Bright	36.000	76	27Gam Cas	2.3000	30000.	72	34737	No
228	GOM_NL__2PRFIN20081021_202414_000000362073_00114_34737_5912.N1	21-OCT-2008 20:24:14	Bright	36.000	49	1Alp UMi	1.9900	6300.0	72	34737	No
229	GOM_NL__2PRFIN20081021_203229_000000382073_00114_34737_5913.N1	21-OCT-2008 20:32:29	Bright	38.000	36	50Alp UMa	1.8000	6300.0	76	34737	No
230	GOM_NL__2PRFIN20081021_203404_000000362073_00114_34737_5914.N1	21-OCT-2008 20:34:04	Bright	36.000	82	48Bet UMa	2.3650	10600.	72	34737	No
231	GOM_NL__2PRFIN20081021_203733_000000372073_00114_34737_5915.N1	21-OCT-2008 20:37:33	Bright	37.000	174	52Psi UMa	3.0040	4400.0	74	34737	No
232	GOM_NL__2PRFIN20081021_204530_000000412073_00114_34737_5916.N1	21-OCT-2008 20:45:30	Bright	40.500	51	41Gam1Leo	2.0100	4500.0	81	34737	No
233	GOM_NL__2PRFIN20081021_210535_000000532073_00114_34737_5917.N1	21-OCT-2008 21:05:35	Dark	53.000	65	Lam Vel	2.2040	4400.0	106	34737	No
234	GOM_NL__2PRFIN20081021_210832_000000402073_00115_34738_5924.N1	21-OCT-2008 21:08:32	Dark	39.500	46	Del Vel	1.9540	10600.	79	34738	No
235	GOM_NL__2PRFIN20081021_211001_000000492073_00115_34738_5925.N1	21-OCT-2008 21:10:01	Dark	49.000	41	Eps Car	1.8600	4100.0	98	34738	No
236	GOM_NL__2PRFIN20081021_211437_000000482073_00115_34738_5926.N1	21-OCT-2008 21:14:37	Dark	48.000	2	Alp Car	-0.73600	7000.0	96	34738	No
237	GOM_NL__2PRFIN20081021_212134_000000372073_00115_34738_5927.N1	21-OCT-2008 21:21:34	Dark	36.500	143	Alp Hyi	2.8570	7200.0	73	34738	No
238	GOM_NL__2PRFIN20081021_212259_000000442073_00115_34738_5928.N1	21-OCT-2008 21:22:59	Dark	43.500	9	Alp Eri	0.45300	24000.	87	34738	No
239	GOM_NL__2PRFIN20081021_212553_000000432073_00115_34738_5929.N1	21-OCT-2008 21:25:53	Straylight	43.000	157	The1Eri	2.9060	9300.0	86	34738	No
240	GOM_NL__2PRFIN20081021_213426_000000422073_00115_34738_5930.N1	21-OCT-2008 21:34:26	Straylight	41.500	52	16Bet Cet	2.0370	4500.0	83	34738	No
241	GOM_NL__2PRFIN20081021_214357_000000372073_00115_34738_5931.N1	21-OCT-2008 21:43:57	Bright	36.500	140	88Gam Peg	2.8340	26000.	73	34738	No
242	GOM_NL__2PRFIN20081021_214751_000000372073_00115_34738_5932.N1	21-OCT-2008 21:47:51	Bright	36.500	58	21Alp And	2.0730	11000.	73	34738	No
243	GOM_NL__2PRFIN20081021_214956_000000362073_00115_34738_5933.N1	21-OCT-2008 21:49:56	Bright	36.000	53	43Bet And	2.0480	3300.0	72	34738	No
244	GOM_NL__2PRFIN20081021_215539_000000382073_00115_34738_5934.N1	21-OCT-2008 21:55:39	Bright	37.500	68	18Alp Cas	2.2250	4500.0	75	34738	No
245	GOM_NL__2PRFIN20081021_215657_000000372073_00115_34738_5935.N1	21-OCT-2008 21:56:57	Bright	36.500	76	27Gam Cas	2.3000	30000.	73	34738	No
246	GOM_NL__2PRFIN20081021_220450_000000362073_00115_34738_5936.N1	21-OCT-2008 22:04:50	Bright	35.500	49	1Alp UMi	1.9900	6300.0	71	34738	No
247	GOM_NL__2PRFIN20081021_221305_000000382073_00115_34738_5937.N1	21-OCT-2008 22:13:05	Bright	37.500	36	50Alp UMa	1.8000	6300.0	75	34738	No
248	GOM_NL__2PRFIN20081021_221440_000000372073_00115_34738_5938.N1	21-OCT-2008 22:14:40	Bright	36.500	82	48Bet UMa	2.3650	10600.	73	34738	No
249	GOM_NL__2PRFIN20081021_221809_000000542073_00115_34738_5939.N1	21-OCT-2008 22:18:09	Bright	54.000	174	52Psi UMa	3.0040	4400.0	108	34738	No
250	GOM_NL__2PRFIN20081021_222606_000000592073_00115_34738_5940.N1	21-OCT-2008 22:26:06	Bright	58.500	51	41Gam1Leo	2.0100	4500.0	117	34738	No
251	GOM_NL__2PRFIN20081021_224611_000000522073_00115_34738_5941.N1	21-OCT-2008 22:46:11	Dark	51.500	65	Lam Vel	2.2040	4400.0	103	34738	No
252	GOM_NL__2PRFIN20081021_224909_000000412073_00116_34739_5939.N1	21-OCT-2008 22:49:09	Dark	40.500	46	Del Vel	1.9540	10600.	81	34739	No
253	GOM_NL__2PRFIN20081021_225038_000000472073_00116_34739_5940.N1	21-OCT-2008 22:50:38	Dark	47.000	41	Eps Car	1.8600	4100.0	94	34739	No
254	GOM_NL__2PRFIN20081021_225514_000000482073_00116_34739_5941.N1	21-OCT-2008 22:55:14	Dark	48.000	2	Alp Car	-0.73600	7000.0	96	34739	No
255	GOM_NL__2PRFIN20081021_230210_000000362073_00116_34739_5942.N1	21-OCT-2008 23:02:10	Dark	35.500	143	Alp Hyi	2.8570	7200.0	71	34739	No
256	GOM_NL__2PRFIN20081021_230335_000000502073_00116_34739_5943.N1	21-OCT-2008 23:03:35	Dark	49.500	9	Alp Eri	0.45300	24000.	99	34739	No
257	GOM_NL__2PRFIN20081021_230629_000000432073_00116_34739_5944.N1	21-OCT-2008 23:06:29	Straylight	43.000	157	The1Eri	2.9060	9300.0	86	34739	No
258	GOM_NL__2PRFIN20081021_231502_000000432073_00116_34739_5945.N1	21-OCT-2008 23:15:02	Straylight	43.000	52	16Bet Cet	2.0370	4500.0	86	34739	No
259	GOM_NL__2PRFIN20081021_232433_000000362073_00116_34739_5946.N1	21-OCT-2008 23:24:33	Bright	35.500	140	88Gam Peg	2.8340	26000.	71	34739	No
260	GOM_NL__2PRFIN20081021_232827_000000362073_00116_34739_5947.N1	21-OCT-2008 23:28:27	Bright	36.000	58	21Alp And	2.0730	11000.	72	34739	No
261	GOM_NL__2PRFIN20081021_233032_000000402073_00116_34739_5948.N1	21-OCT-2008 23:30:32	Bright	40.000	53	43Bet And	2.0480	3300.0	80	34739	No
262	GOM_NL__2PRFIN20081021_233614_000000372073_00116_34739_5949.N1	21-OCT-2008 23:36:14	Bright	36.500	68	18Alp Cas	2.2250	4500.0	73	34739	No
263	GOM_NL__2PRFIN20081021_233732_000000362073_00116_34739_5950.N1	21-OCT-2008 23:37:32	Bright	35.500	76	27Gam Cas	2.3000	30000.	71	34739	No
264	GOM_NL__2PRFIN20081021_234526_000000362073_00116_34739_5951.N1	21-OCT-2008 23:45:26	Bright	36.000	49	1Alp UMi	1.9900	6300.0	72	34739	No
265	GOM_NL__2PRFIN20081021_235341_000000532073_00116_34739_5952.N1	21-OCT-2008 23:53:41	Bright	53.000	36	50Alp UMa	1.8000	6300.0	106	34739	No
266	GOM_NL__2PRFIN20081021_235516_000000362073_00116_34739_5953.N1	21-OCT-2008 23:55:16	Bright	36.000	82	48Bet UMa	2.3650	10600.	72	34739	No
267	GOM_NL__2PRFIN20081021_235845_000000342073_00116_34739_5954.N1	21-OCT-2008 23:58:45	Bright	34.000	174	52Psi UMa	3.0040	4400.0	68	34739	No

3. Quality information per product

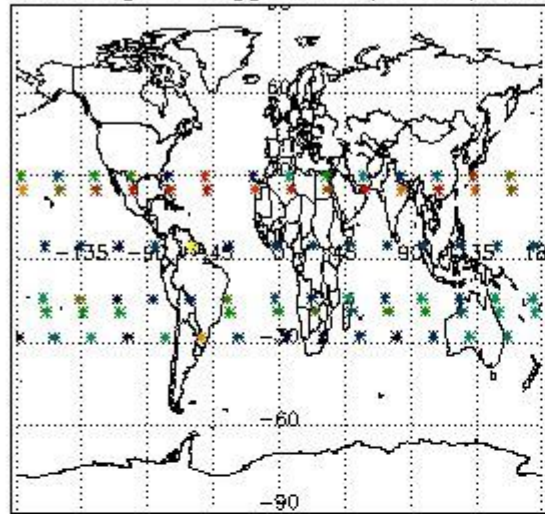
In this section it is plotted some information contained in the Quality Summary data set of the level 2 products. Only products in dark limb conditions and without errors (error flag in the MPH set to "0") are used.

3.1 Plot quality information per product (time dependant)

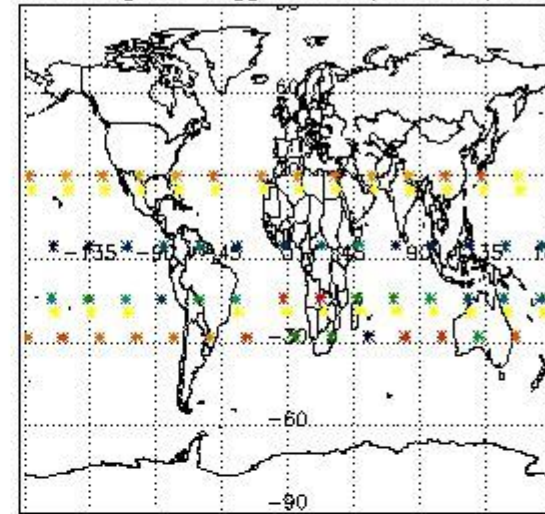


3.2 Plot quality information per product (world map)

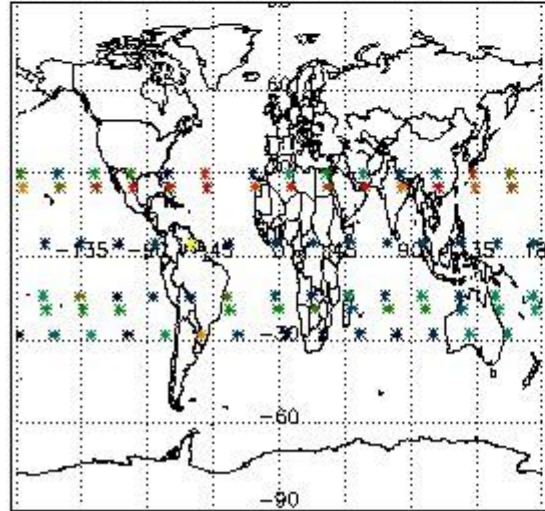
Percentage of flagged data per O3 profile



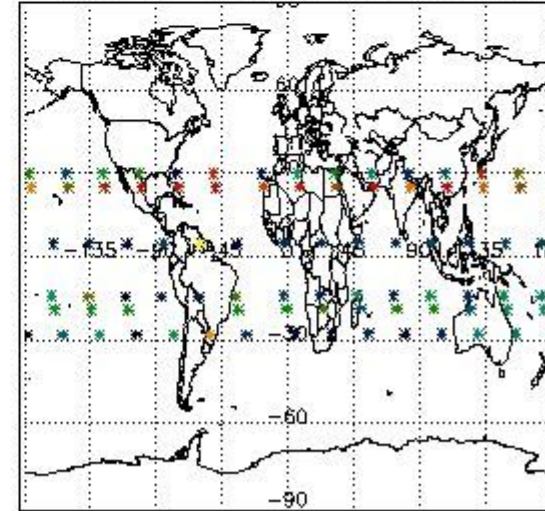
Percentage of flagged data per H2O profile



Percentage of flagged data per NO2 profile



Percentage of flagged data per NO3 profile

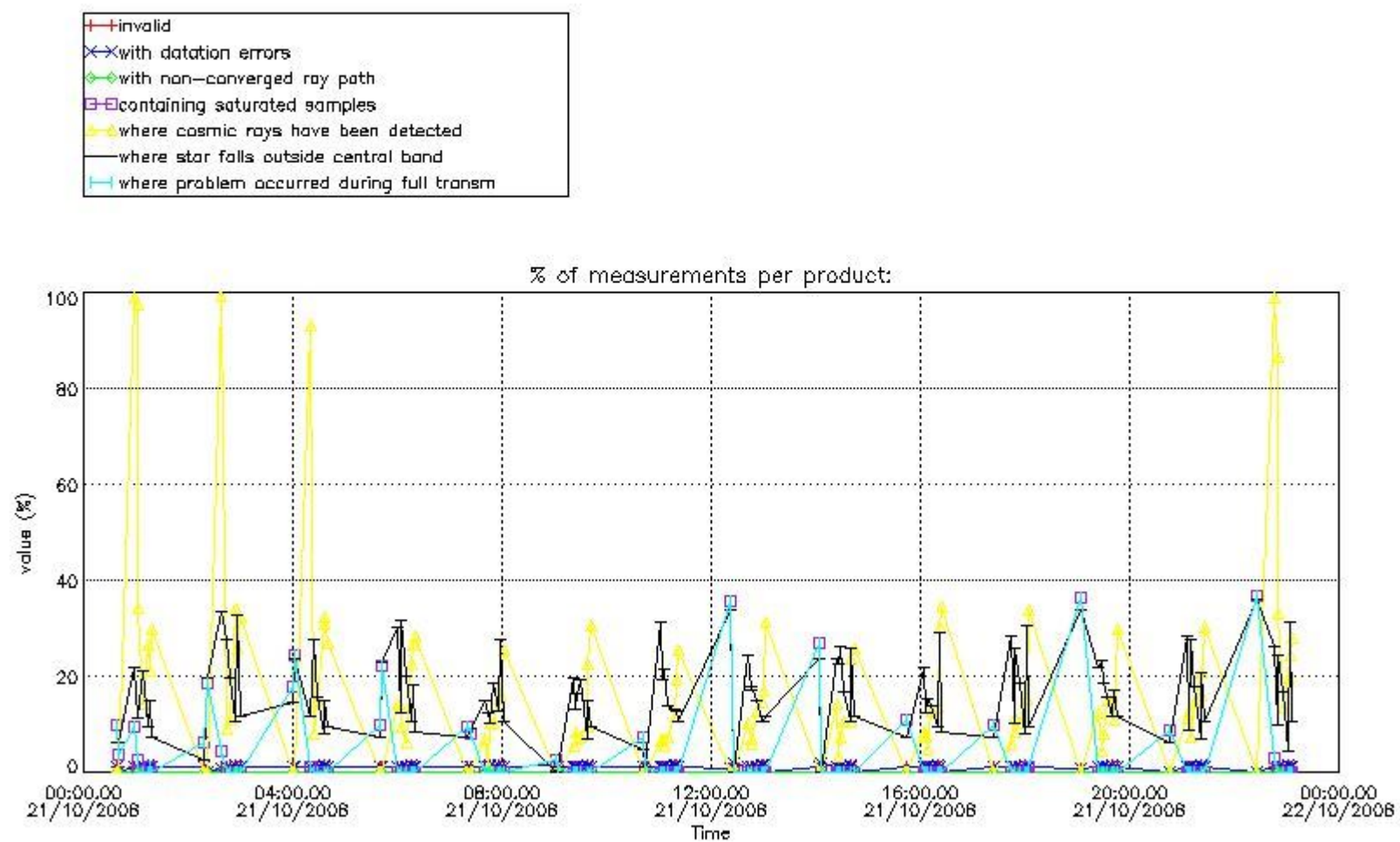


4. Level 1 quality information per product

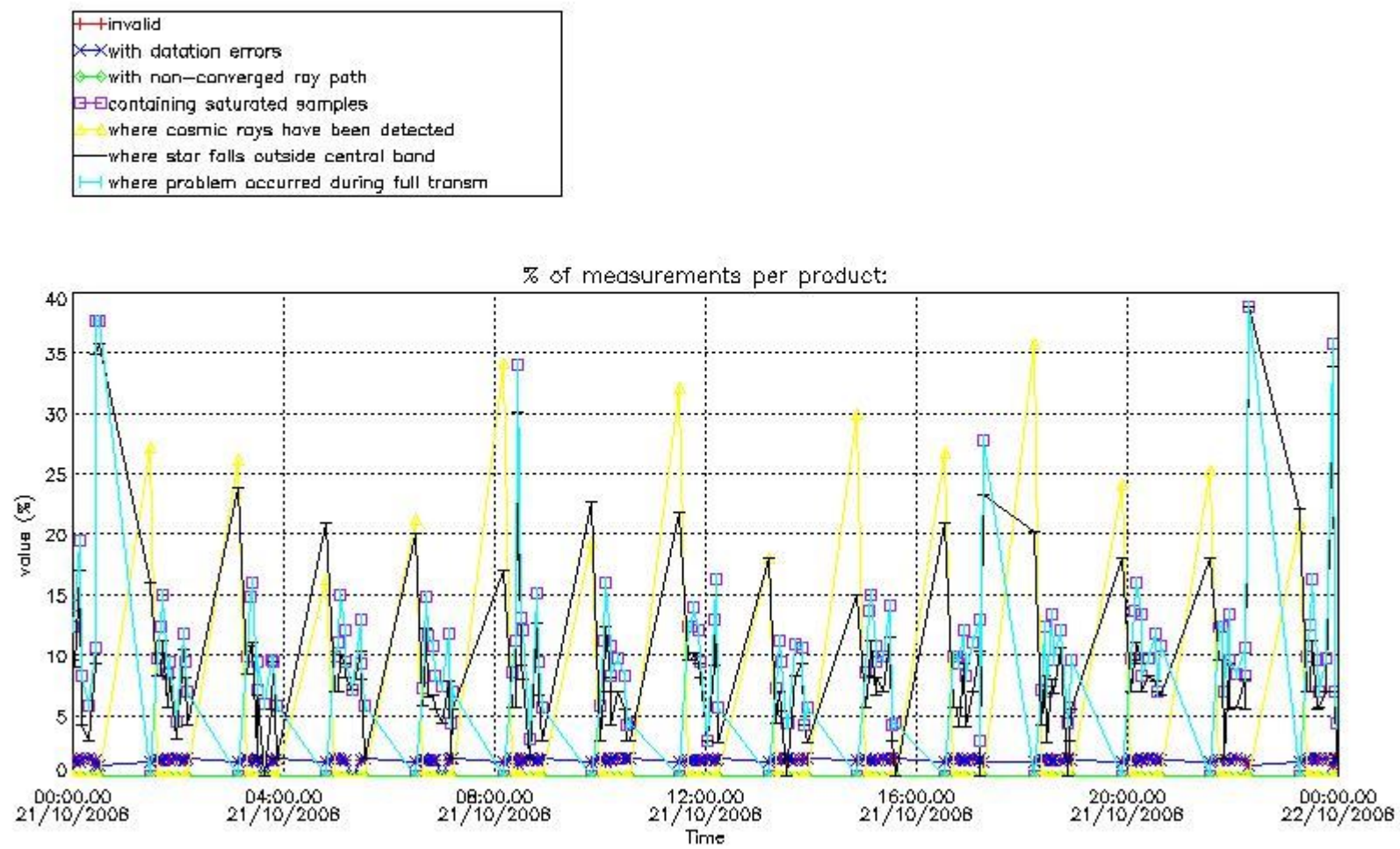
In this section it is plotted some information contained in the Quality Summary data set of the level 2 products that comes from the level 1b processing. Products without errors (error flag in the MPH set to "0") are used.

4.1 Plot quality information per product (time dependant) coming from level 1b processing

4.1.1 Plot level 1 quality information per product (time dependant): ENVISAT ASCENDING passes



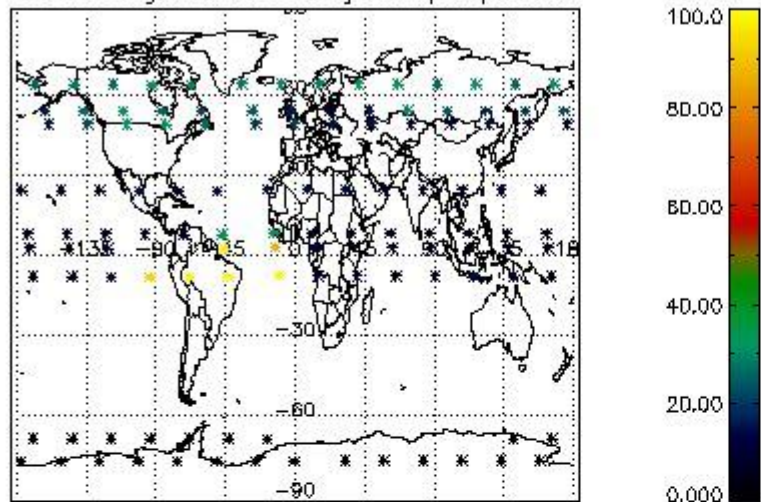
4.1.2 Plot level 1 quality information per product (time dependant): ENVI SAT DESCENDING passes



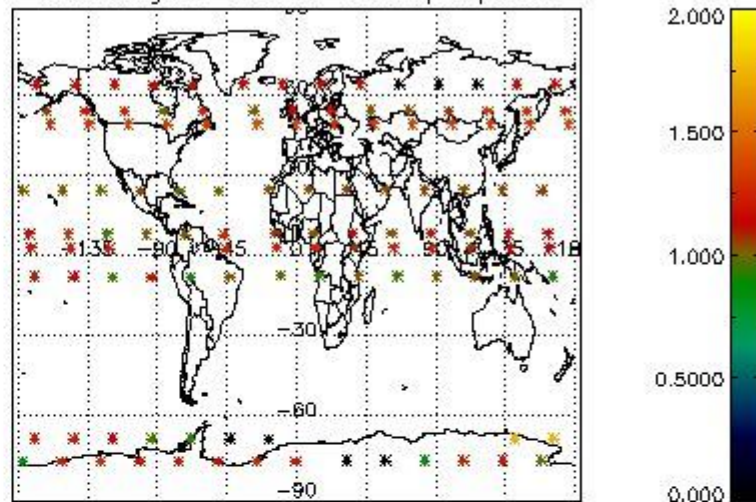
4.2 Plot quality information per product coming from level 1b processing (world map)

4.2.1 Plot level 1 quality information per product (world map): ENVISAT ASCENDING passes

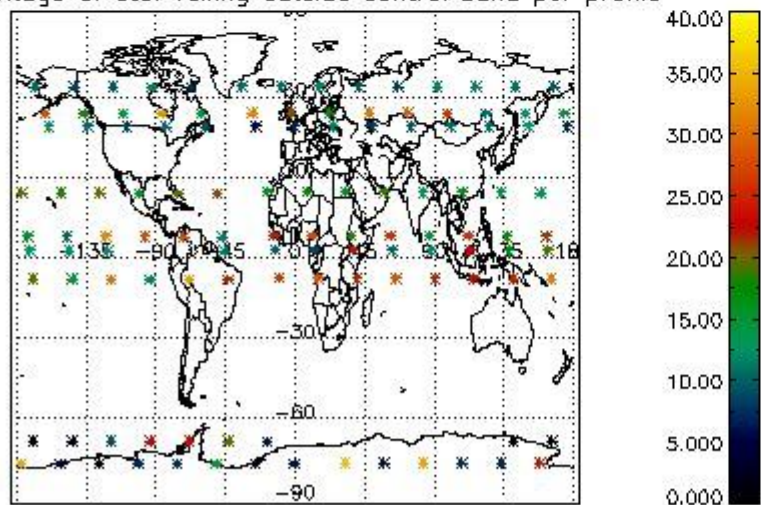
Percentage of cosmic ray hits per profile



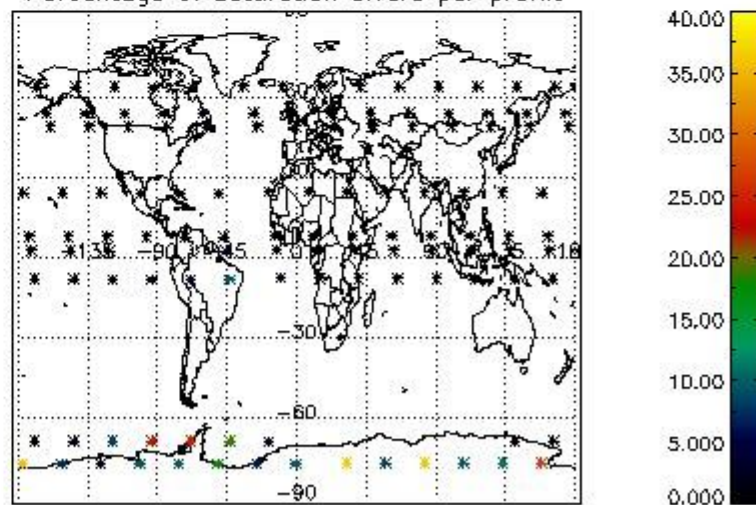
Percentage of datation errors per profile



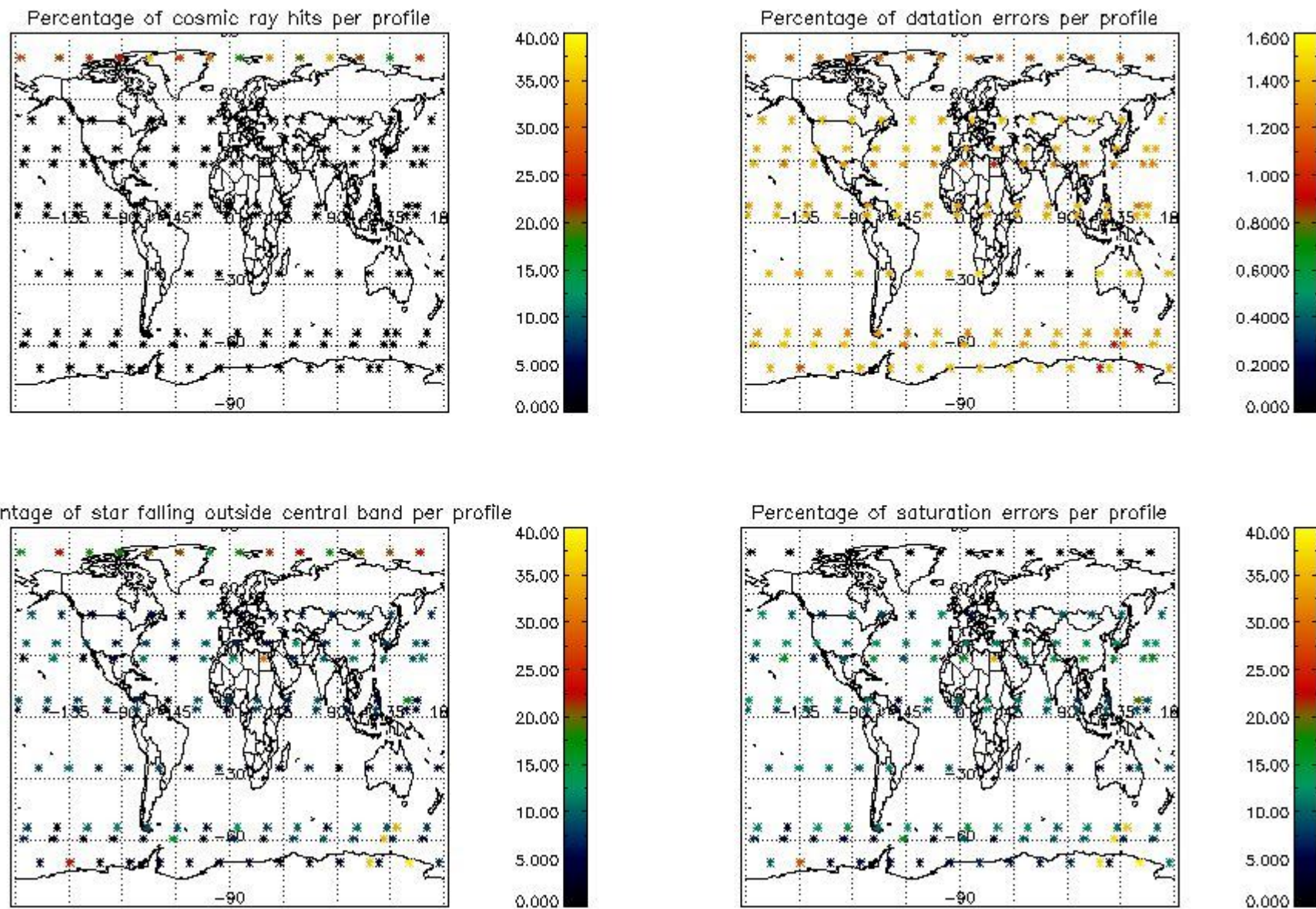
Percentage of star falling outside central band per profile



Percentage of saturation errors per profile



4.2.2 Plot level 1 quality information per product (world map): ENVISAT DESCENDING passes



5. Trace gas profiles

5.1 Ozone statistics based on quality of products

The final quality of the products can be "measured" using the STD (Standard Deviation) attached to every point profile. This information is written to the parameter GOM_NL__2P/NL_LOCAL_SPECIES_DENSITY/o3_std of the level 2 products. The table below shows the statistics for given STD ranges.

The statistics are given with respect to the overall valid production:

- Products without fatal errors: GOM_NL__2P/MPH/PRODUCT_ERR=0
- Valid point profile: GOM_NL__2P/NL_LOCAL_SPECIES_DENSITY/pcd(0)=0

The 'Criteria' is applied to valid points of dark limb products:

- Products in dark limb illumination condition: GOM_NL__2P/NL_SUMMARY_QUALITY/obs_ill_cond=0
- Products without fatal errors: GOM_NL__2P/MPH/PRODUCT_ERR=0
- Valid point profile: GOM_NL__2P/NL_LOCAL_SPECIES_DENSITY/pcd(0)=0

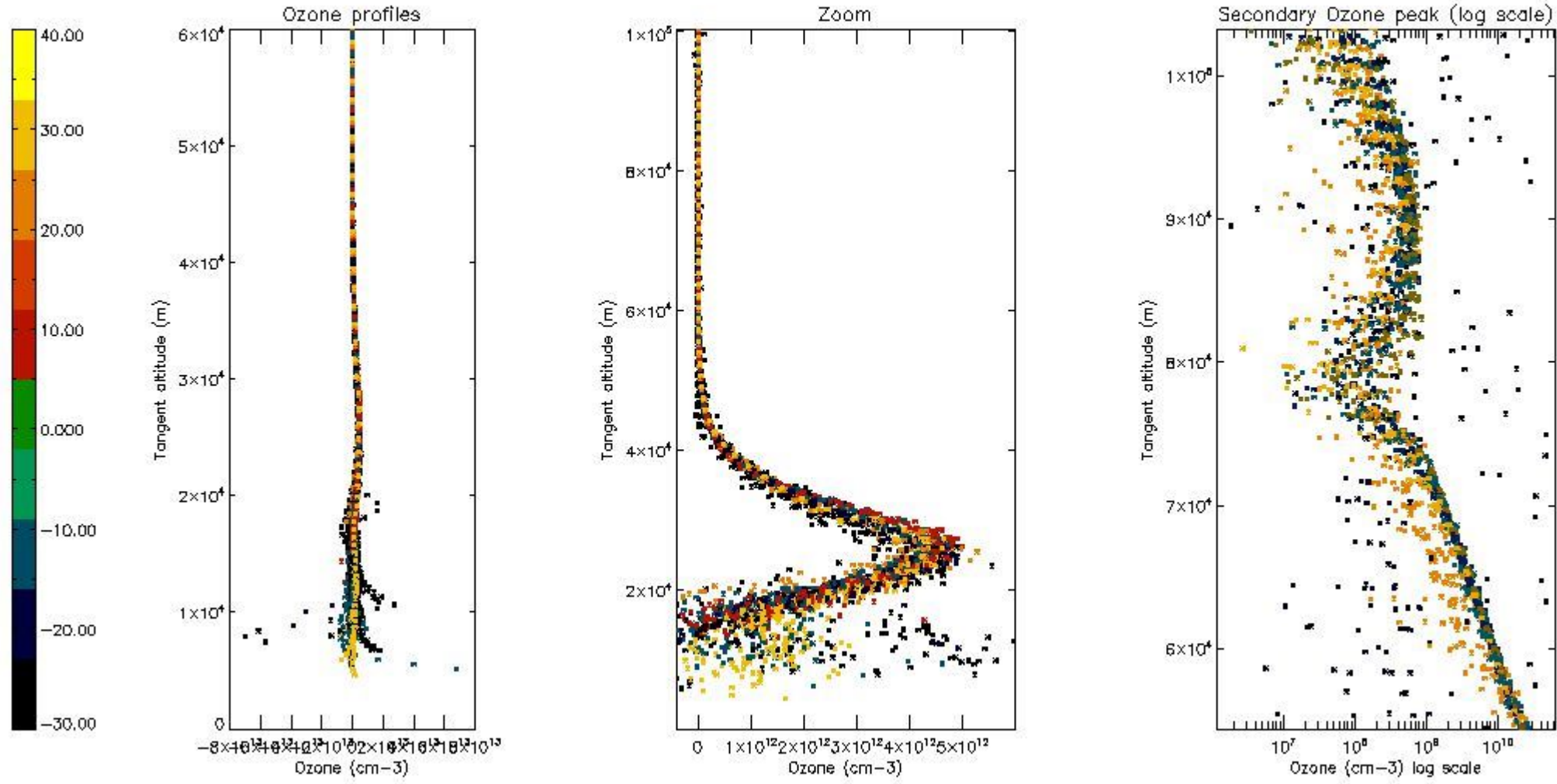
So, the table below shows the percentage of dark limb and valid observations for each criteria with respect to the overall valid daily observations.

Criteria	% of total production
All STD	35
STD < 20	18

STD < 10	14
STD < 5	8

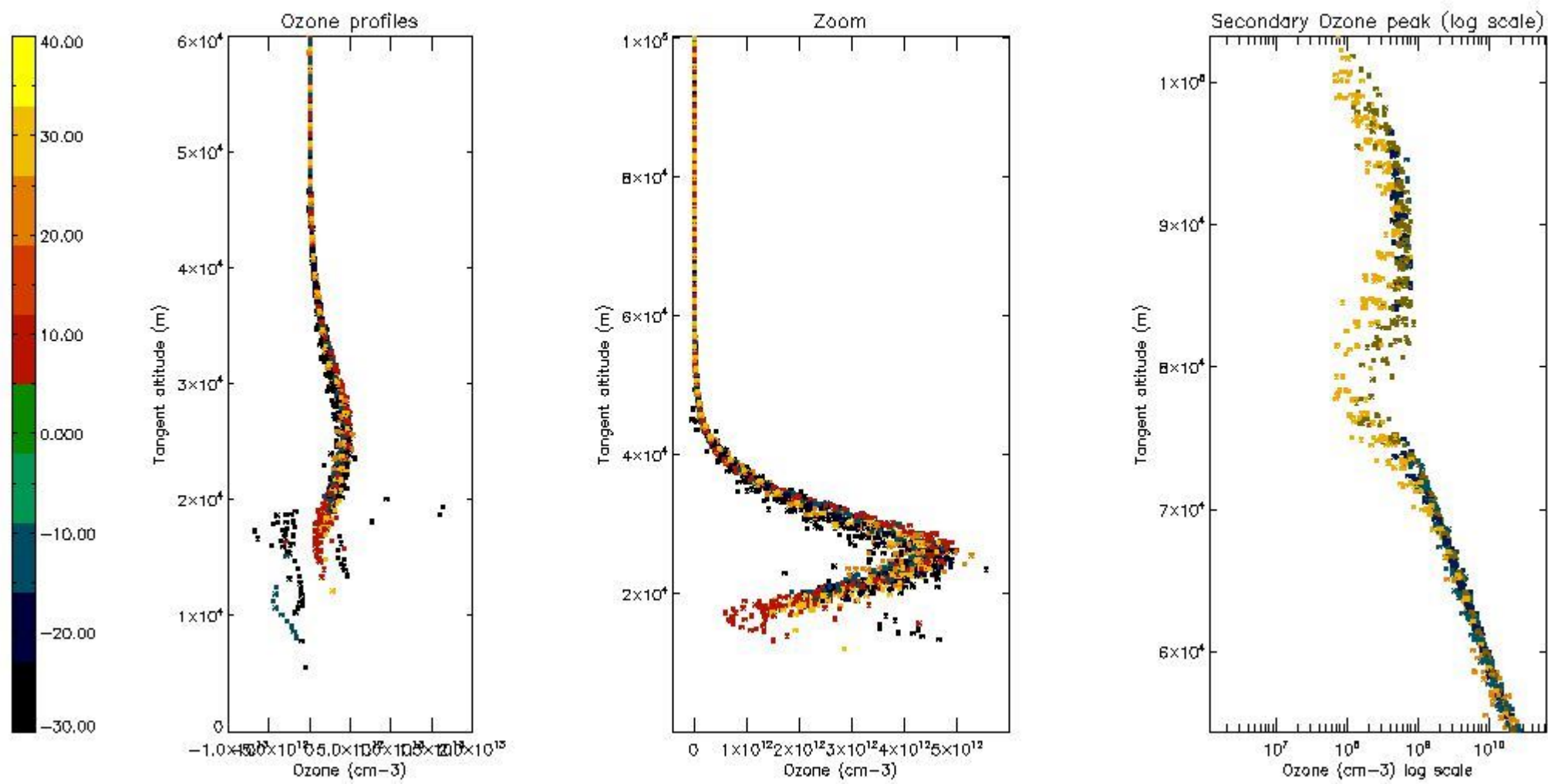
5.2 Plot ozone profiles for all STD (dark without errors)

The colorbar represents the latitude.



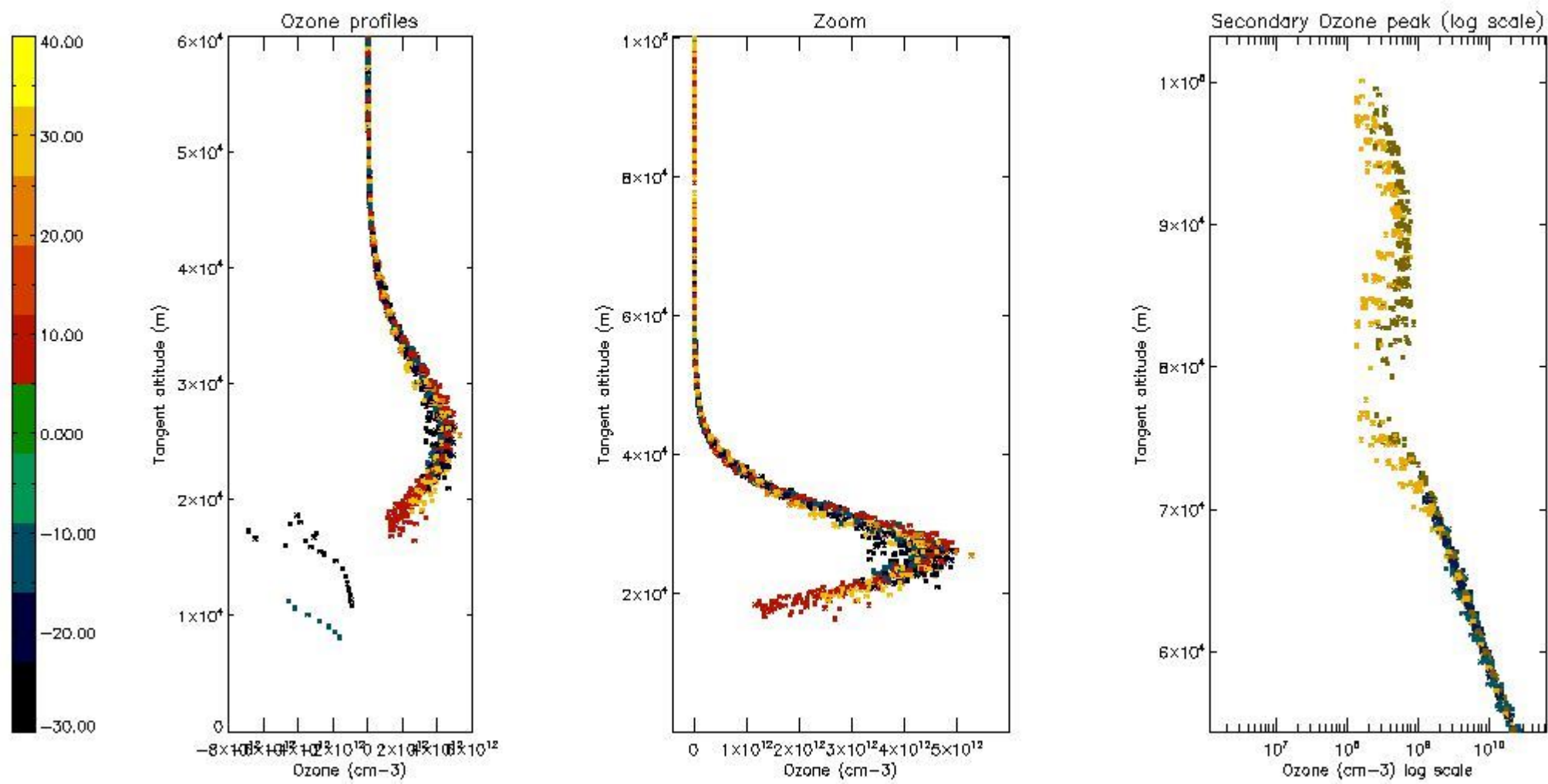
5.3 Plot ozone profiles where STD < 20% (dark without errors)

The colorbar represents the latitude.



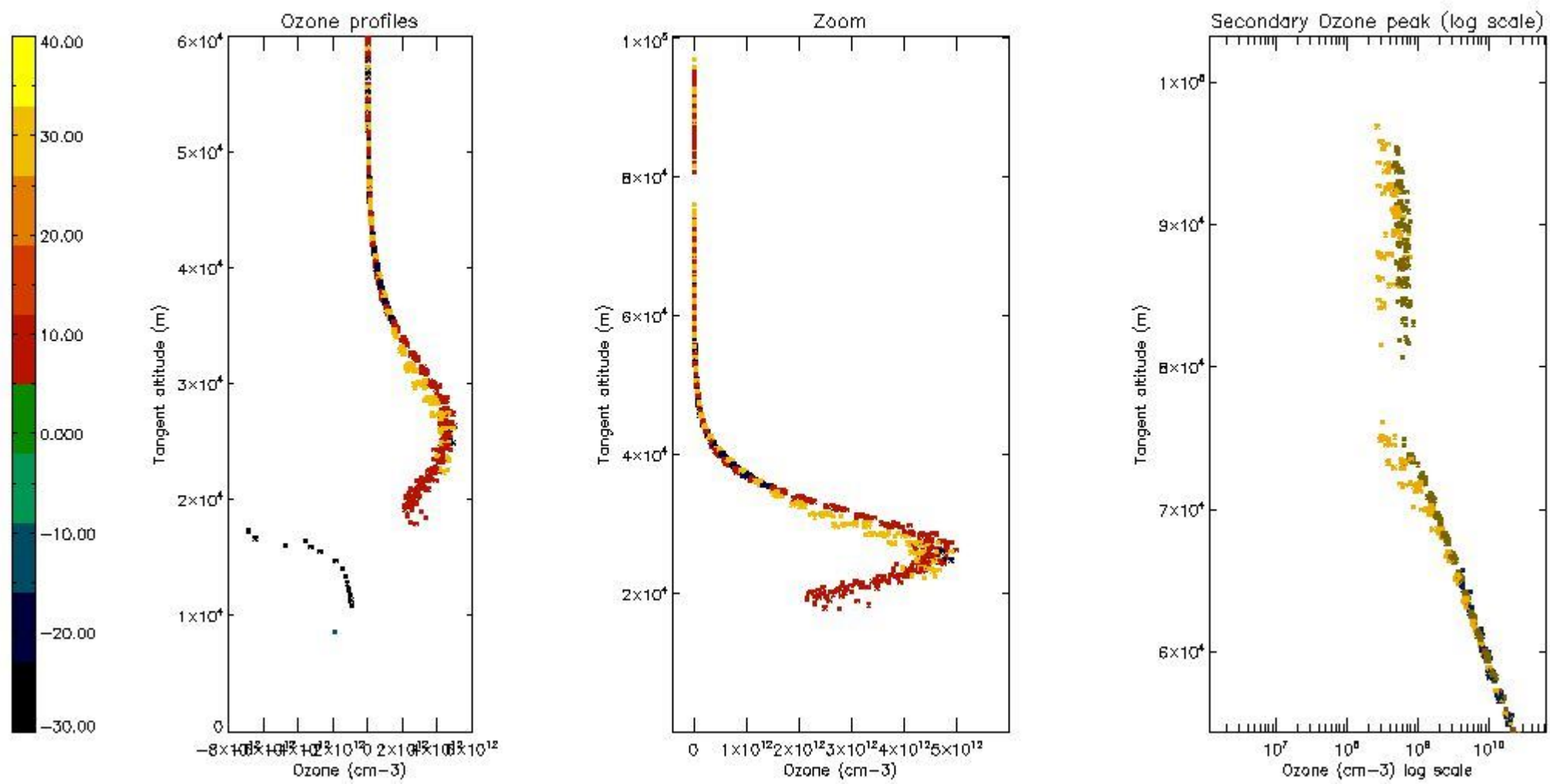
5.4 Plot ozone profiles where $STD < 10\%$ (dark without errors)

The colorbar represents the latitude.



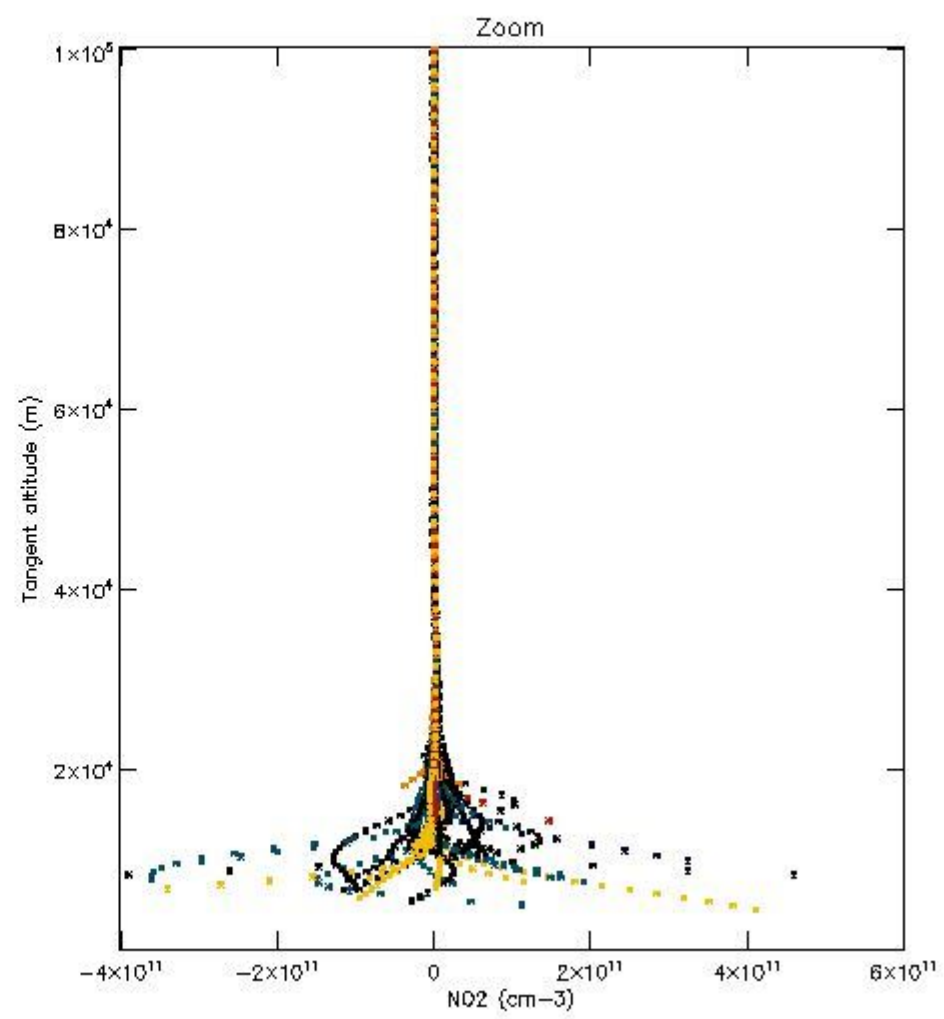
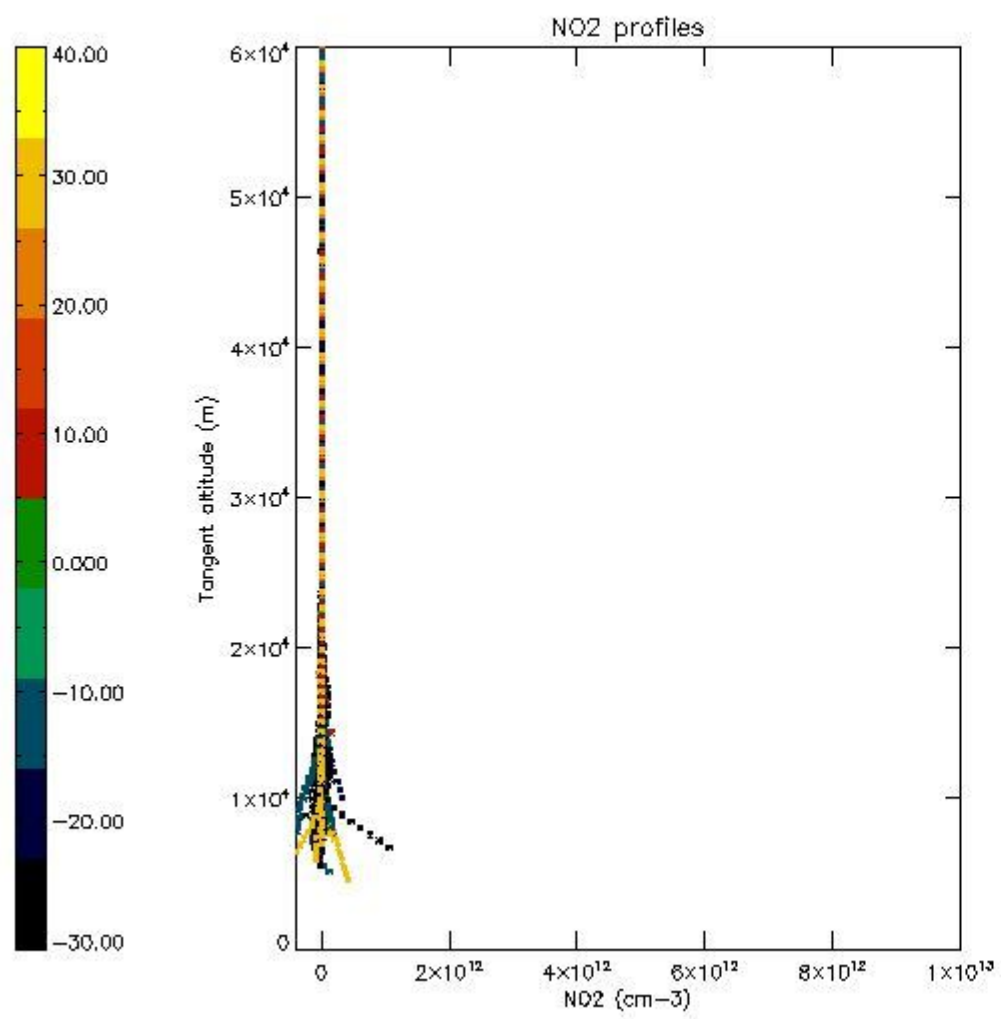
5.5 Plot ozone profiles where STD < 5% (dark without errors)

The colorbar represents the latitude.



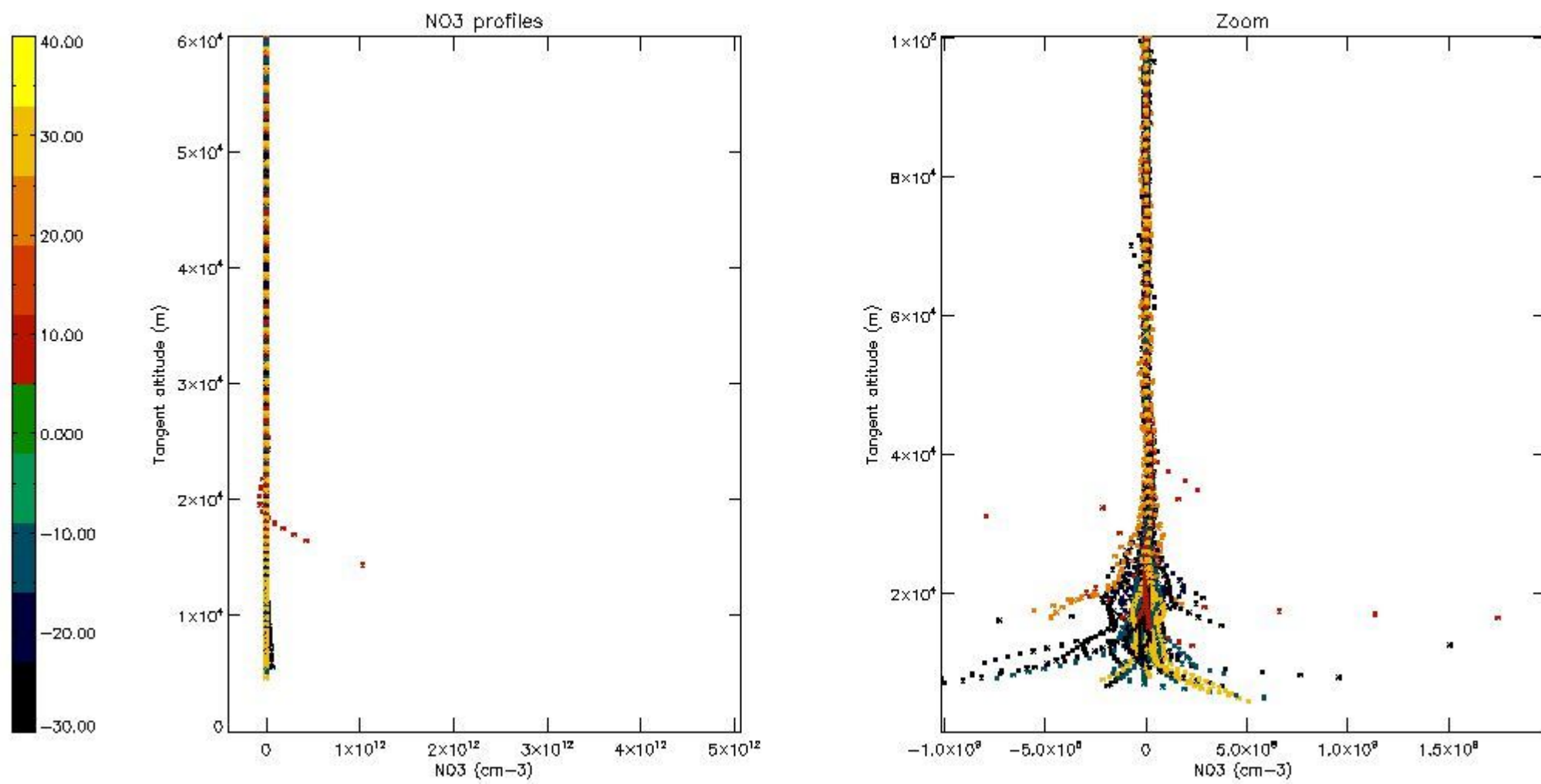
5.6 Plot NO₂ profiles for all STD (dark without errors)

The colorbar represents the latitude.



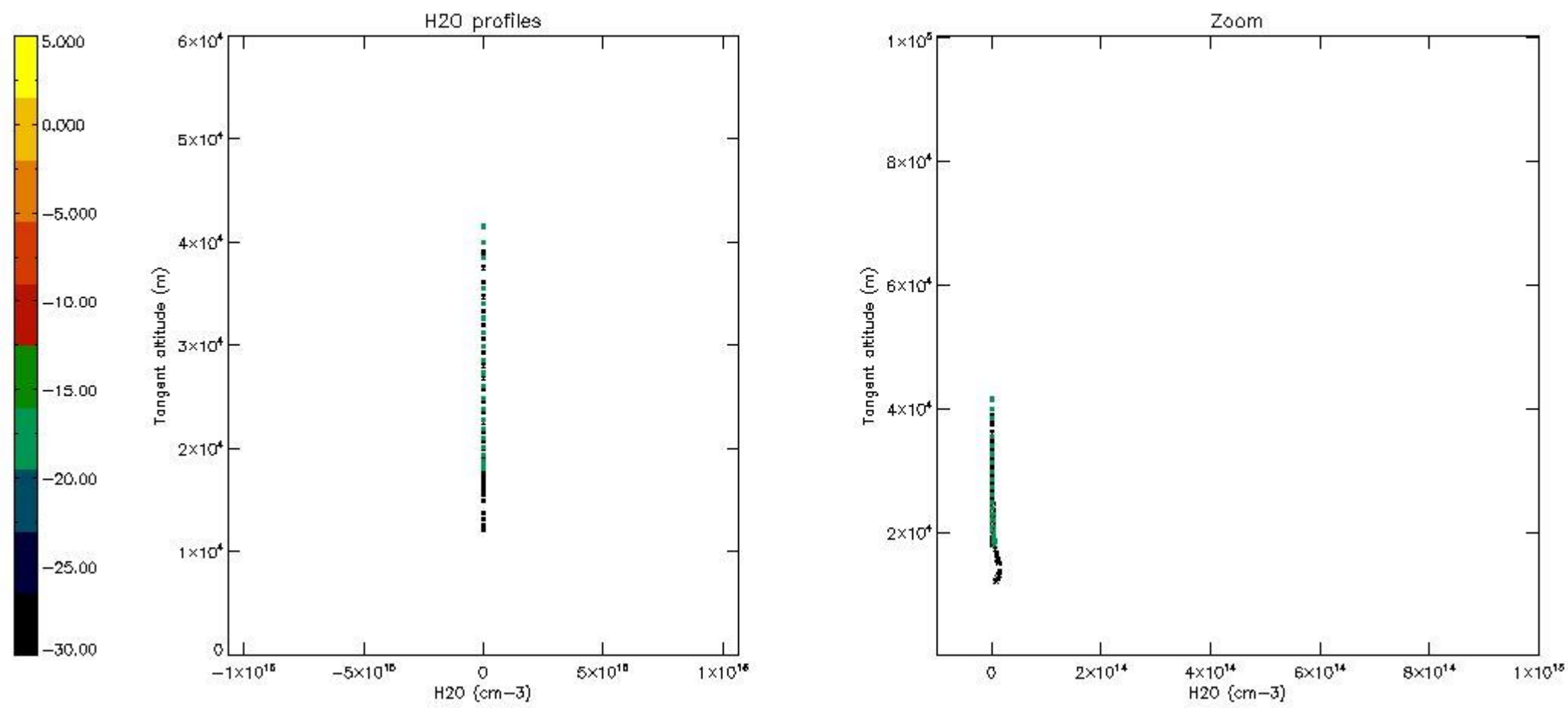
5.7 Plot NO3 profiles for all STD (dark without errors)

The colorbar represents the latitude.



5.8 Plot H₂O profiles for all STD (only for occultations of stars 1,2,3,4,13,14,16,26,63 dark without errors)

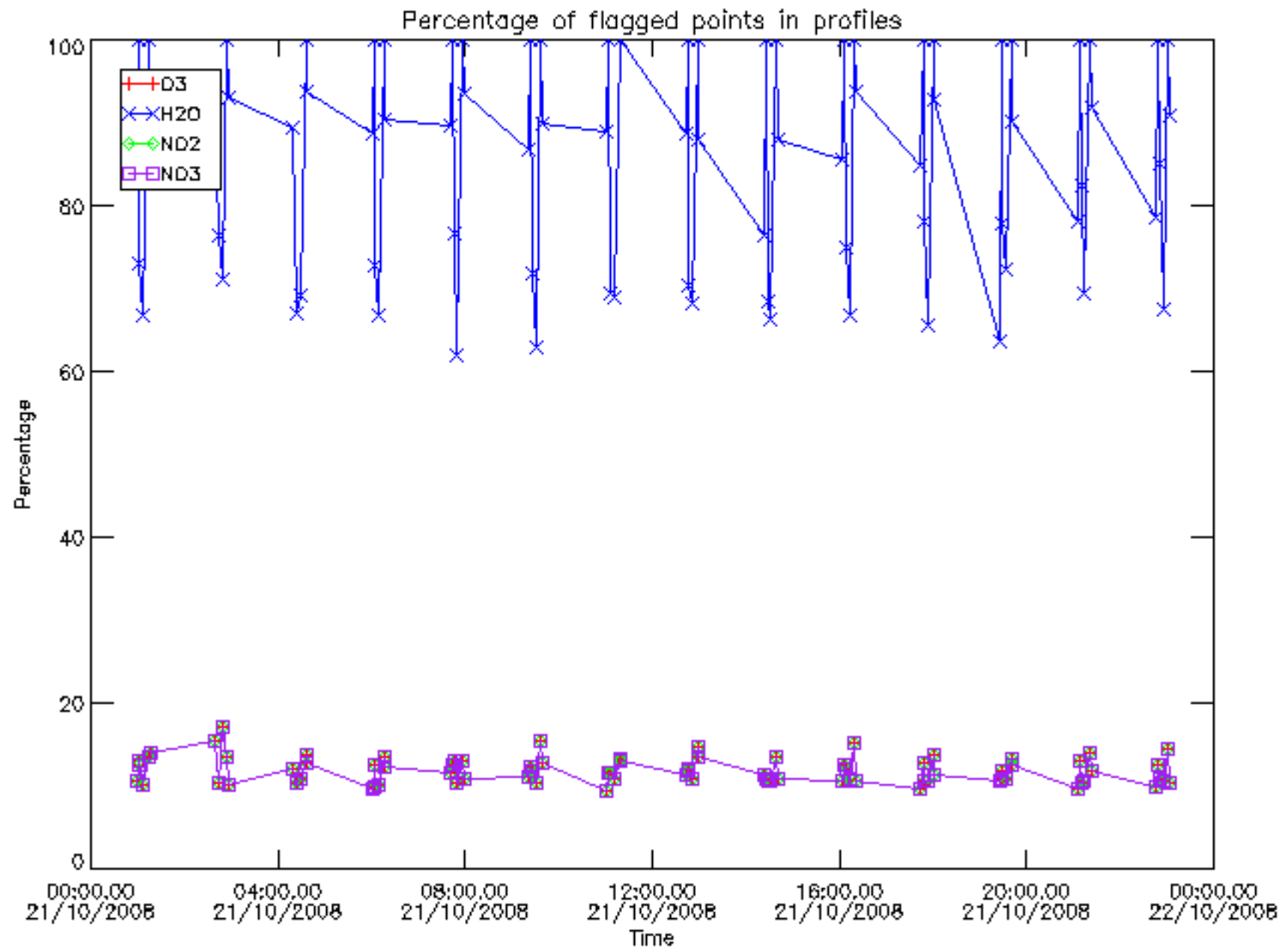
The colorbar represents the latitude.



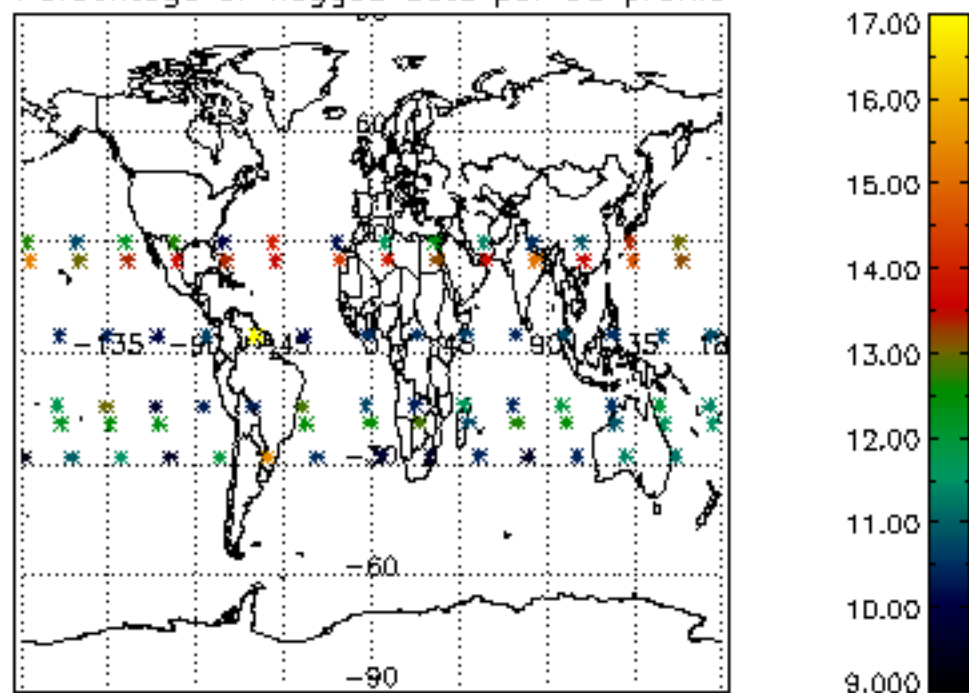
6. Auxiliary Data Files used for the production reported in section 2

The number reported in the third column indicates since which file (see list in section 2) the corresponding auxiliary file has been used. The fourth column is the date of those product files.

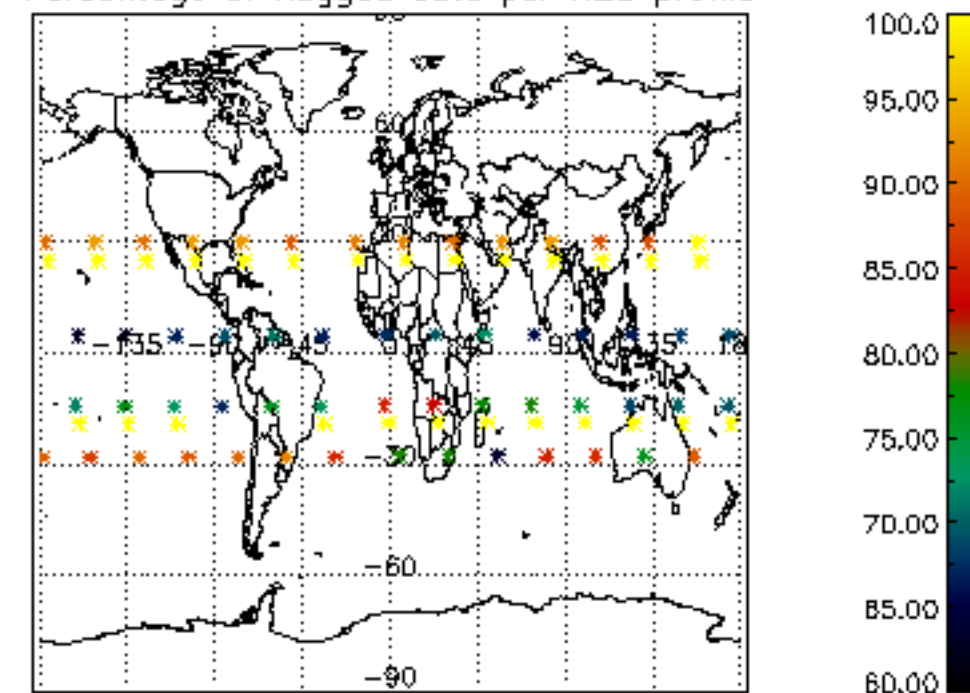
Type	Auxiliary Filename	Used since product	Used since product date
INST_PHYS_CHARACTERISTICS	GOM_INS_AXVIEC20091111_143220_20030716_120000_20500101_000000	1	21-OCT-2008 00:00:03
LEVEL-2_PROC_CONFIG	GOM_PR2_AXVIEC20091111_152718_20020301_000000_20500101_000000	1	21-OCT-2008 00:00:03
CROSS_SECTIONS_FILE	GOM_CRS_AXVIEC20091111_154832_20020301_000000_20500101_000000	1	21-OCT-2008 00:00:03



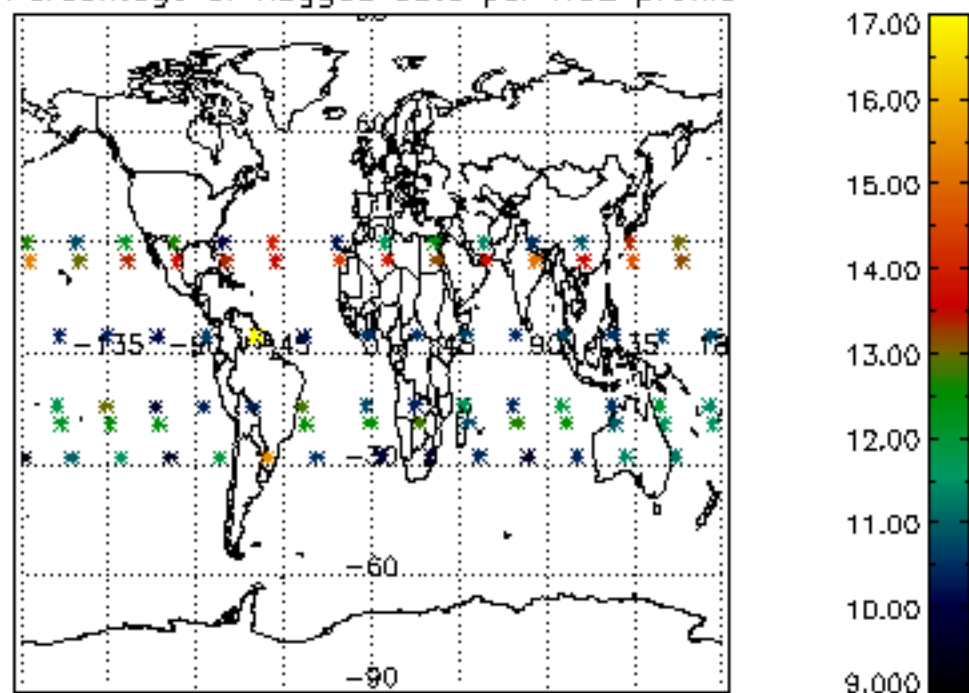
Percentage of flagged data per D3 profile



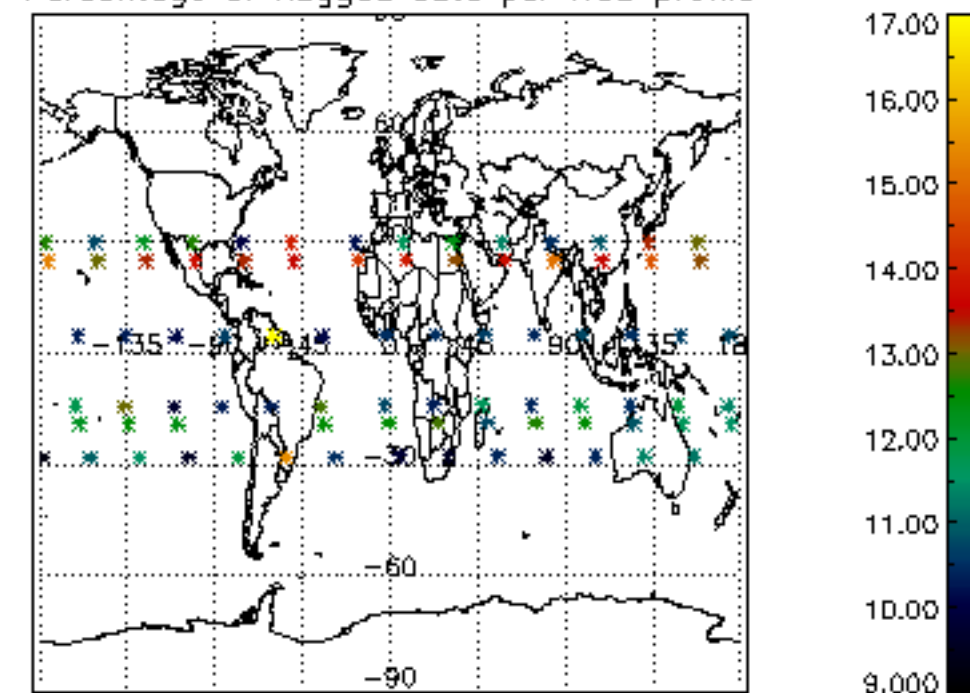
Percentage of flagged data per H2O profile

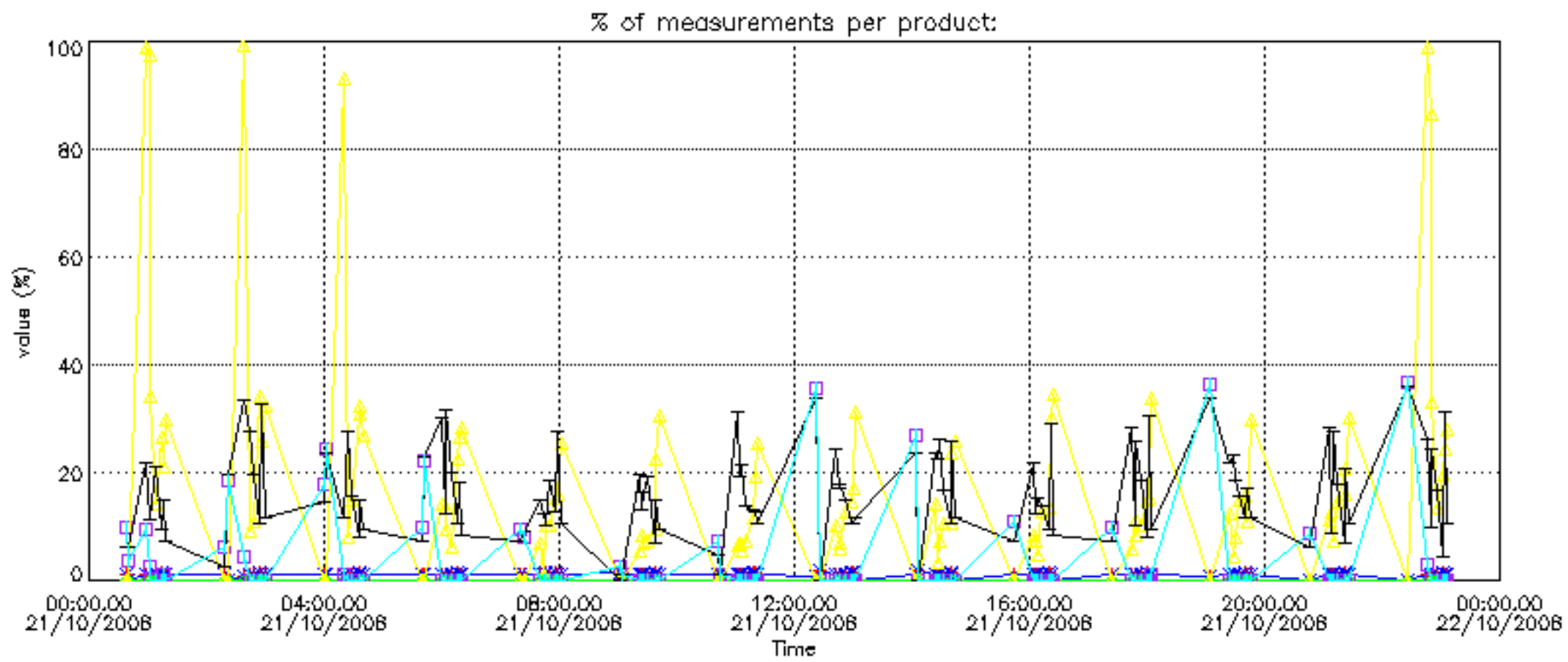


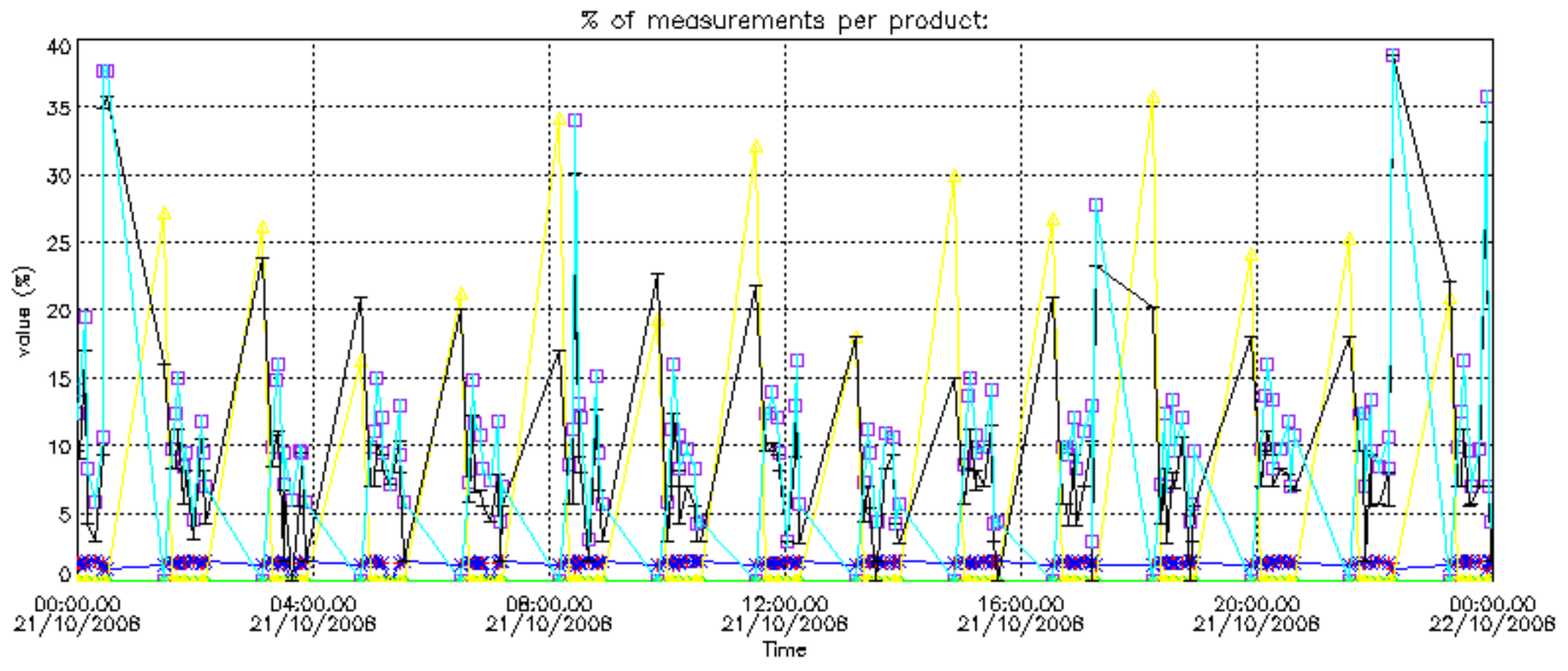
Percentage of flagged data per NO2 profile



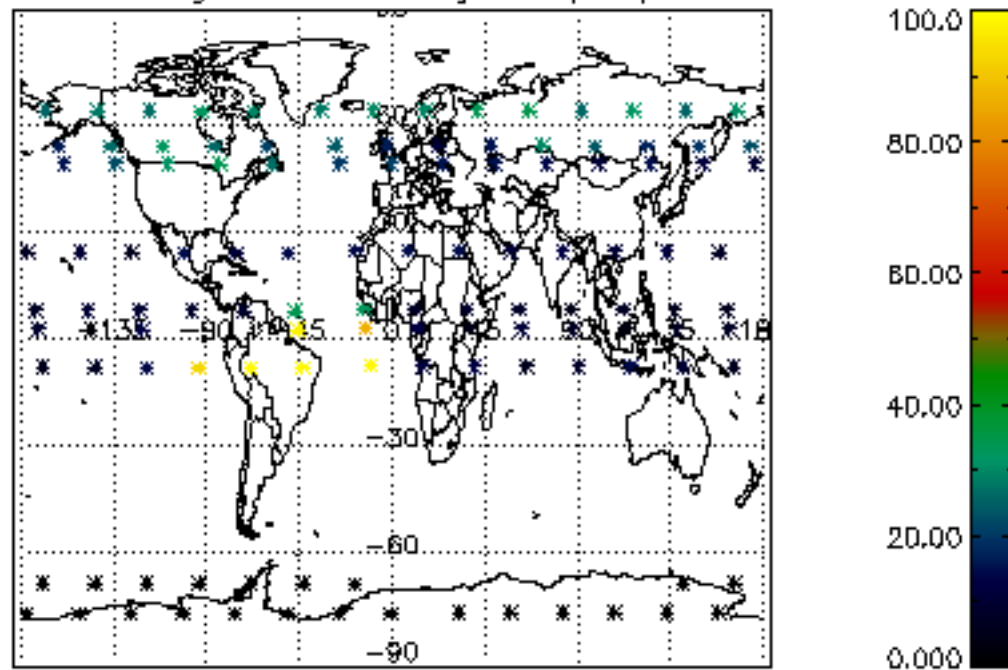
Percentage of flagged data per NO3 profile



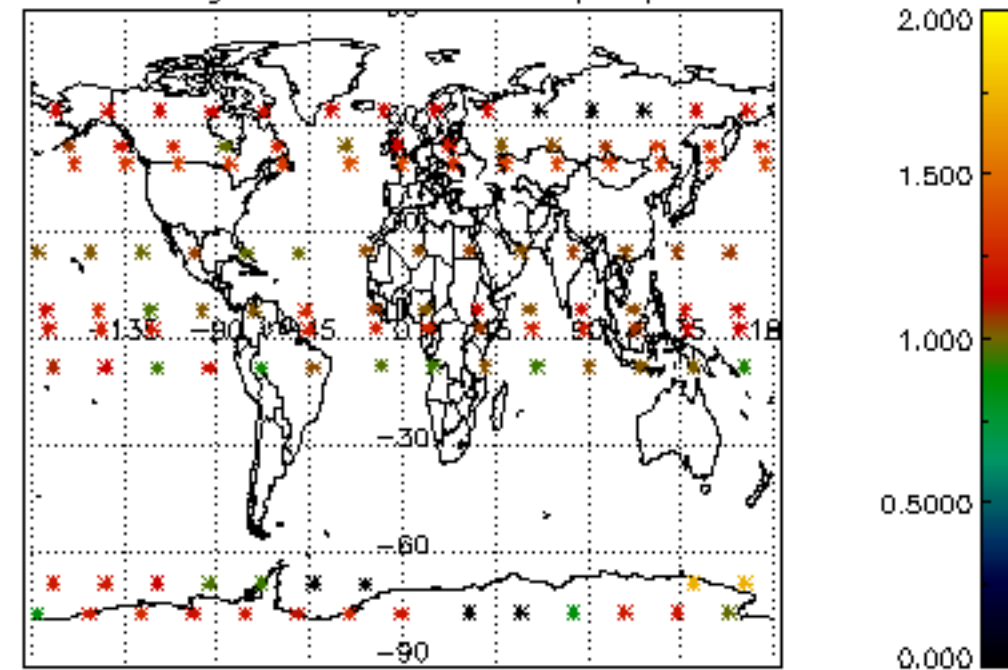




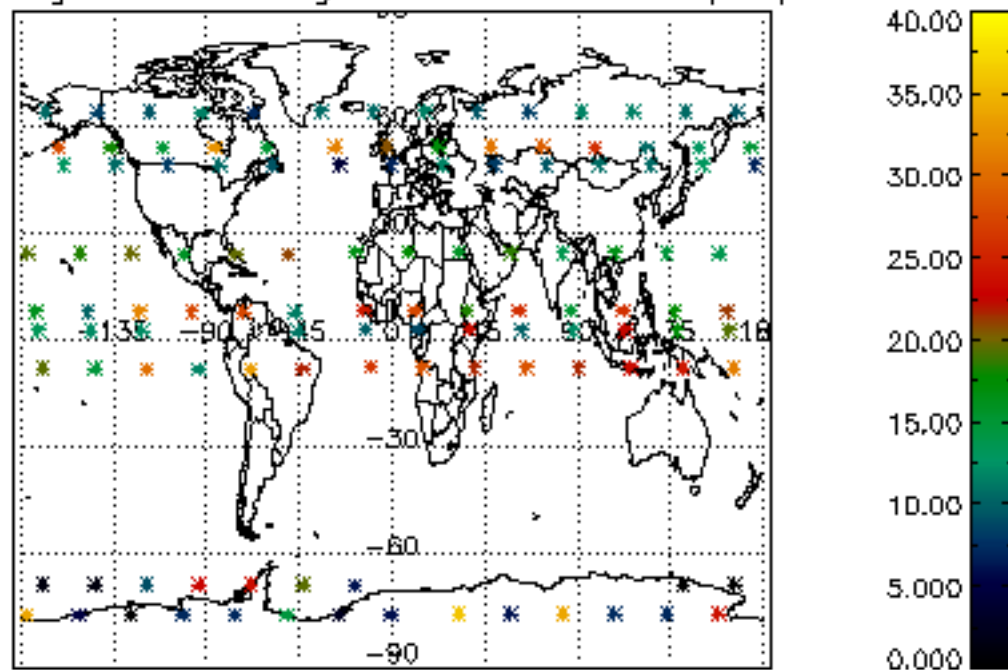
Percentage of cosmic ray hits per profile



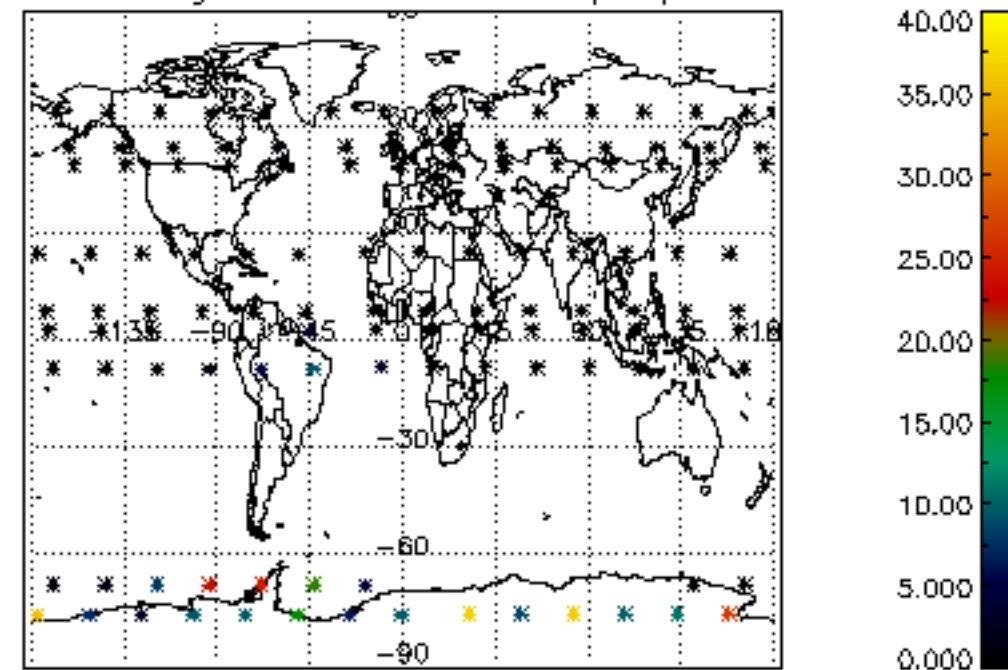
Percentage of datation errors per profile



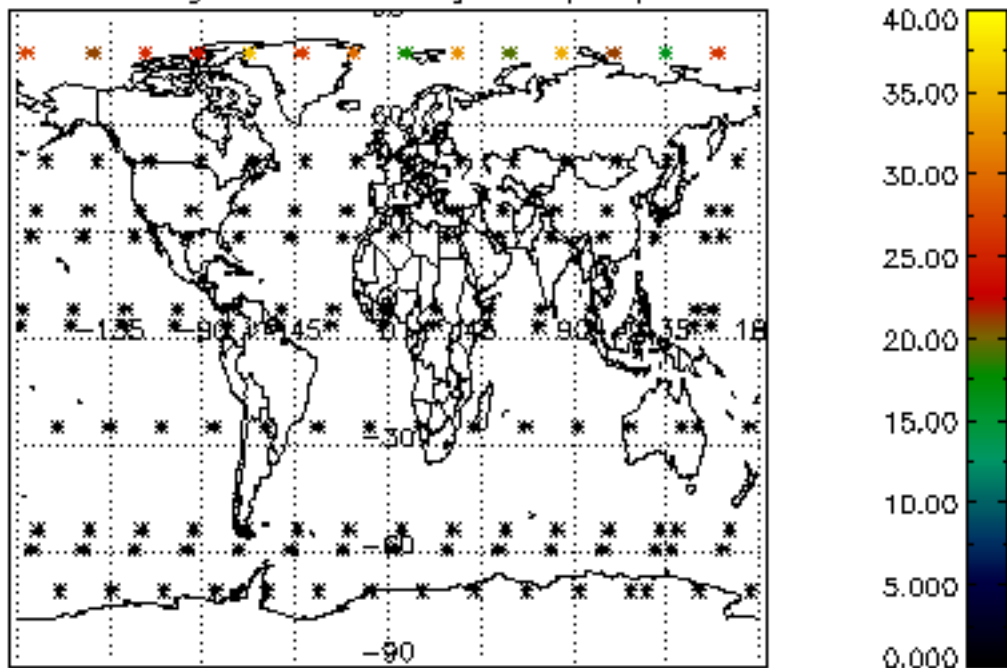
Percentage of star falling outside central band per profile



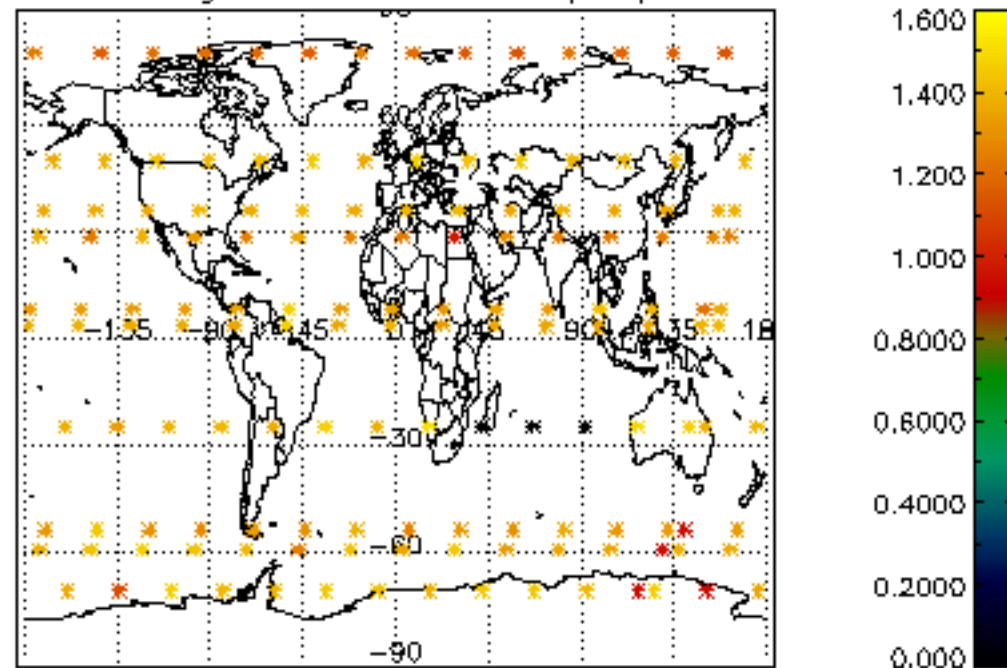
Percentage of saturation errors per profile



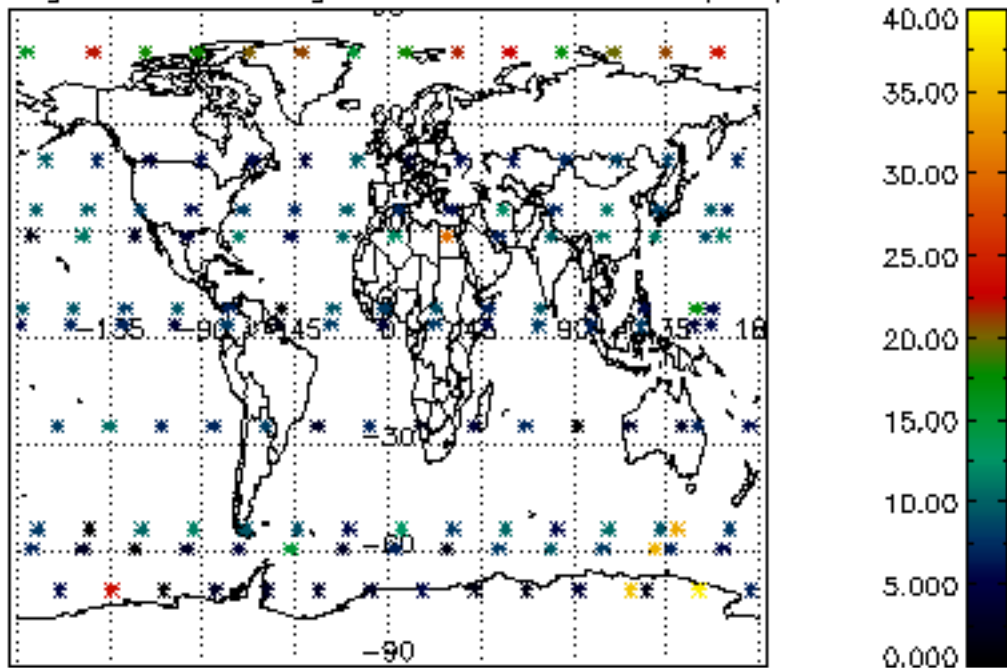
Percentage of cosmic ray hits per profile



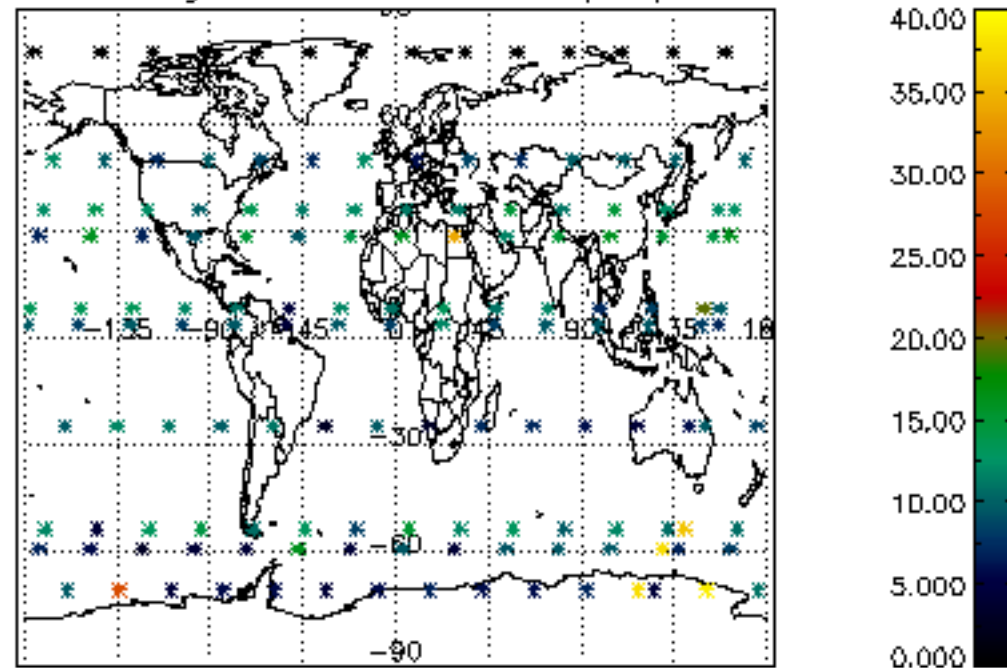
Percentage of datation errors per profile

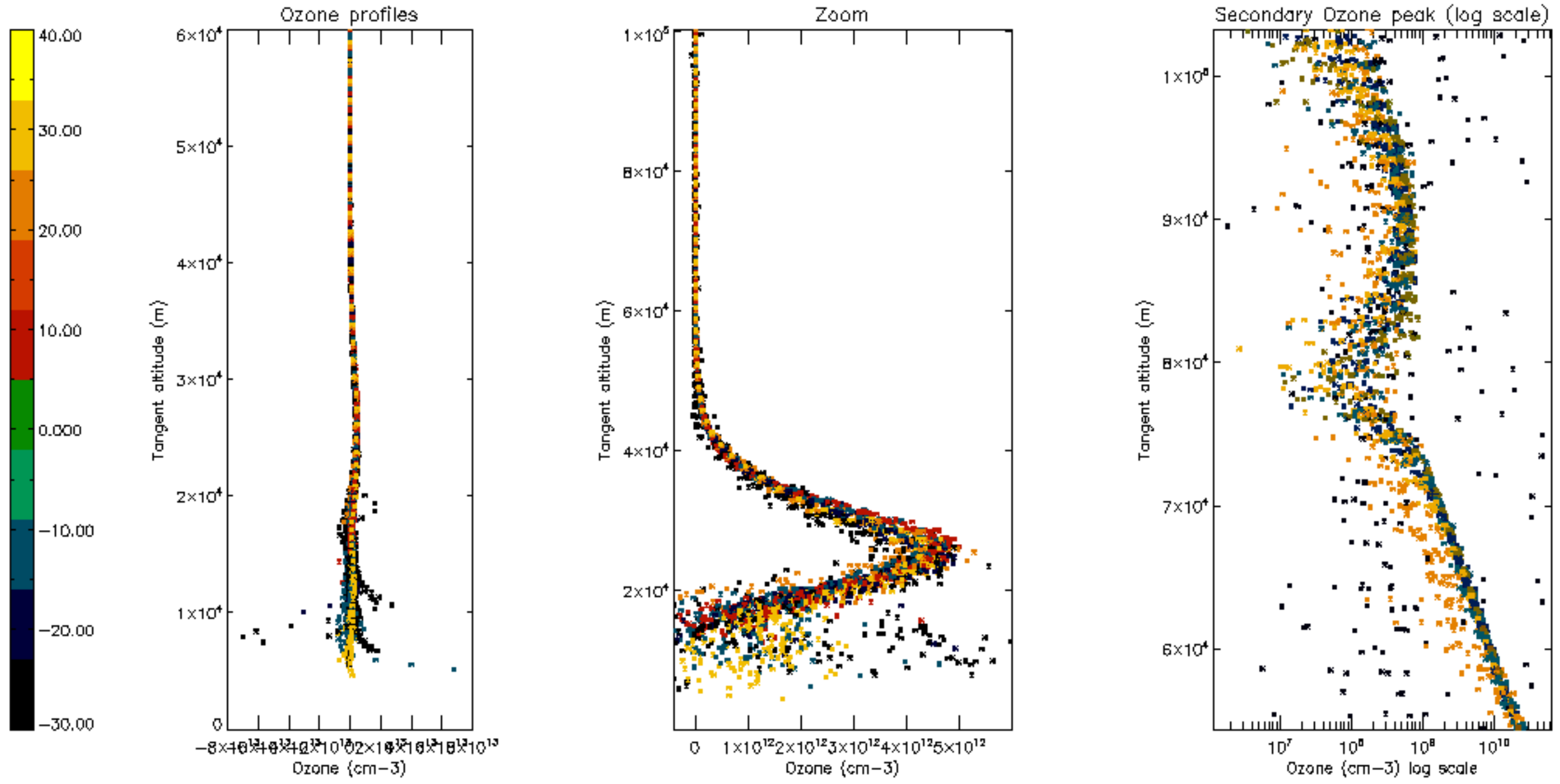


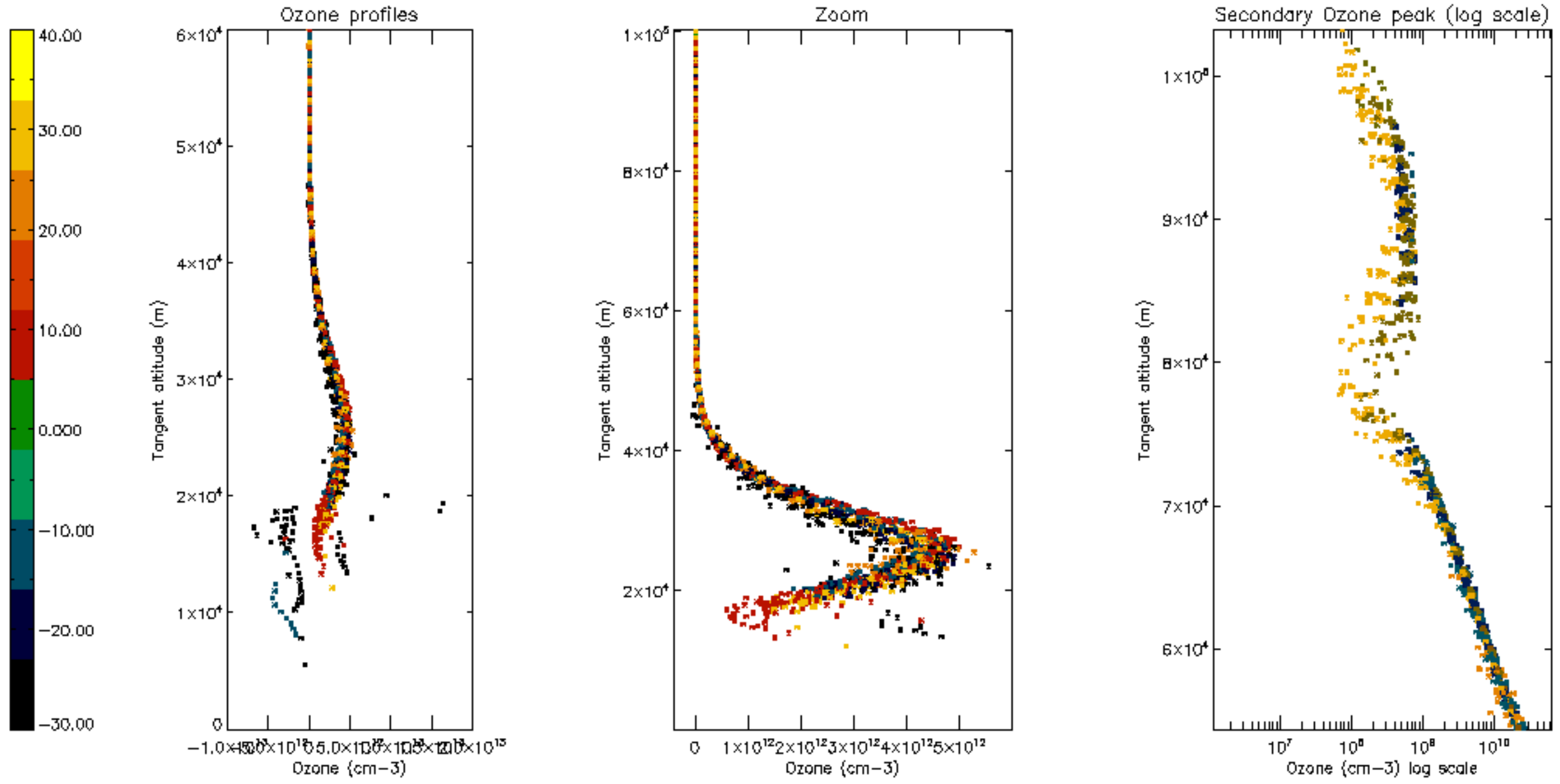
Percentage of star falling outside central band per profile

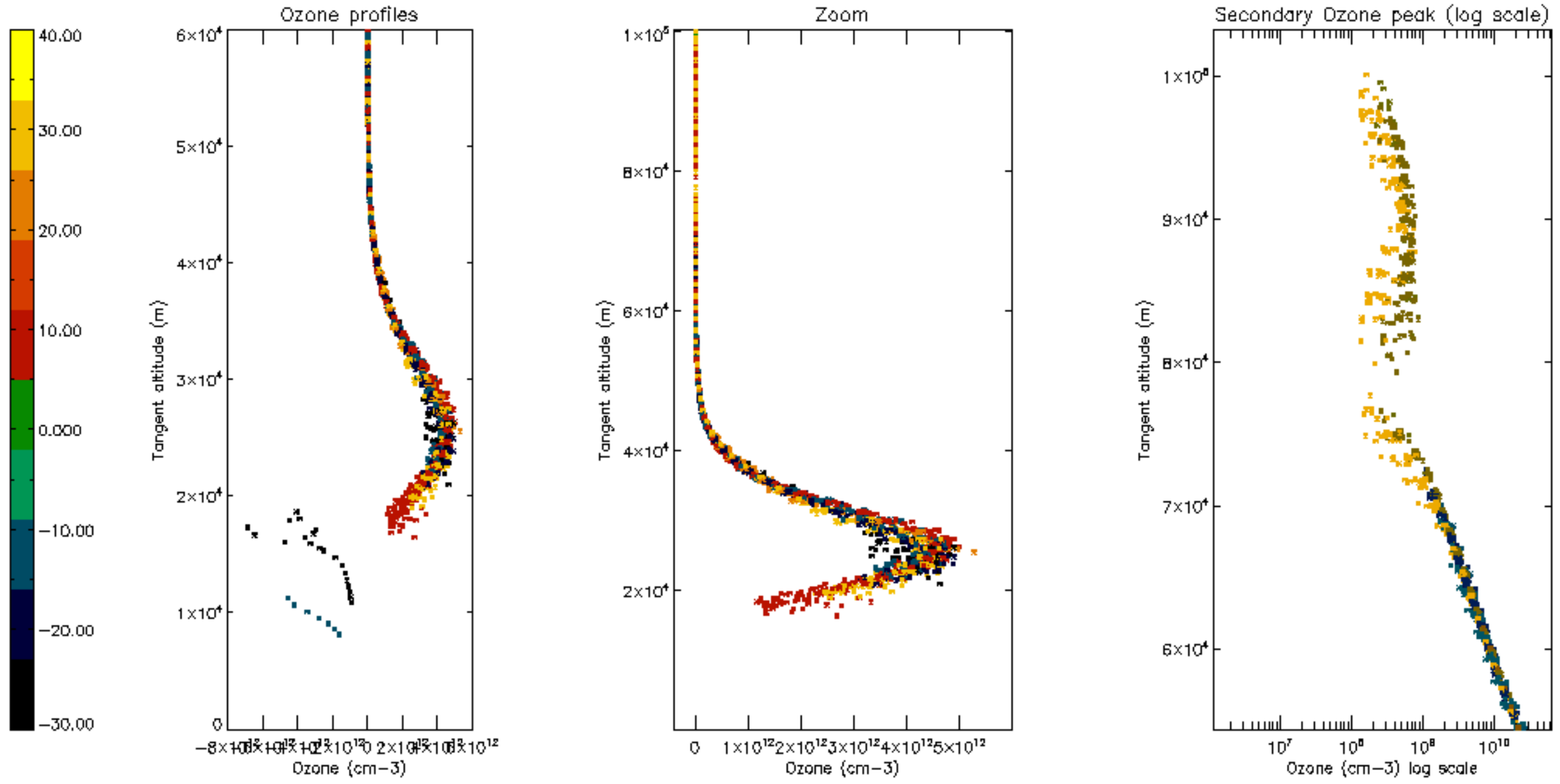


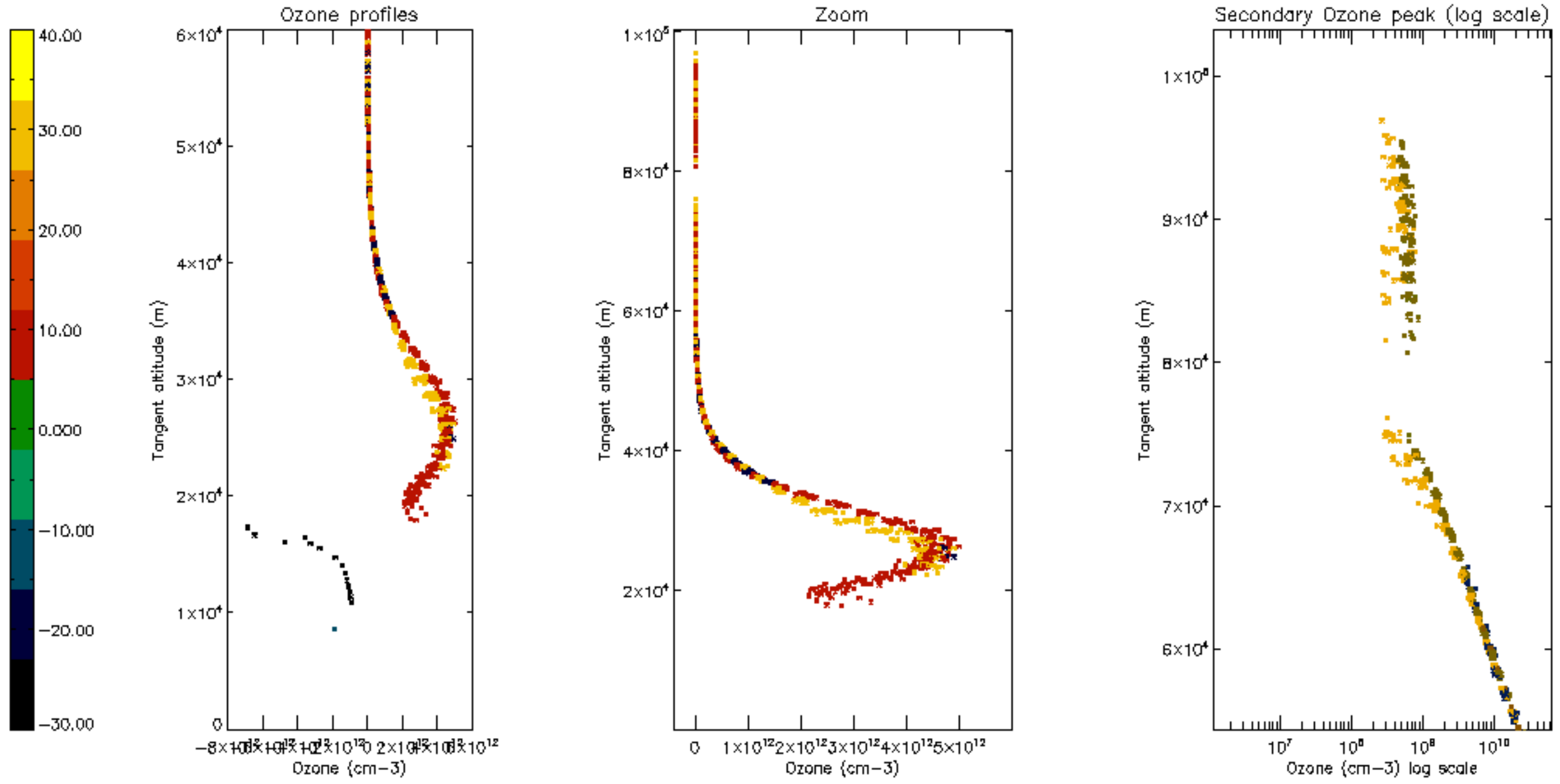
Percentage of saturation errors per profile

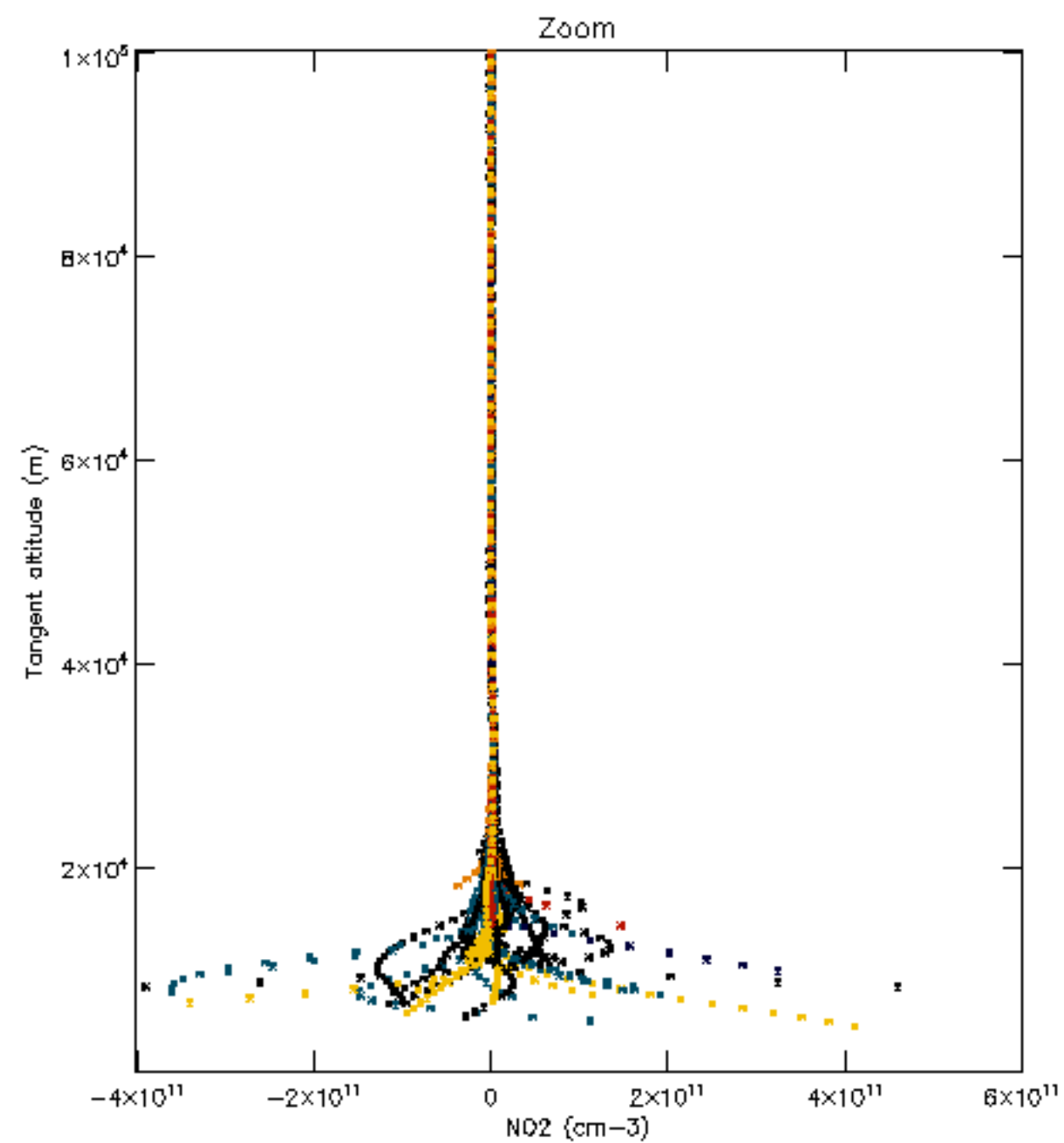
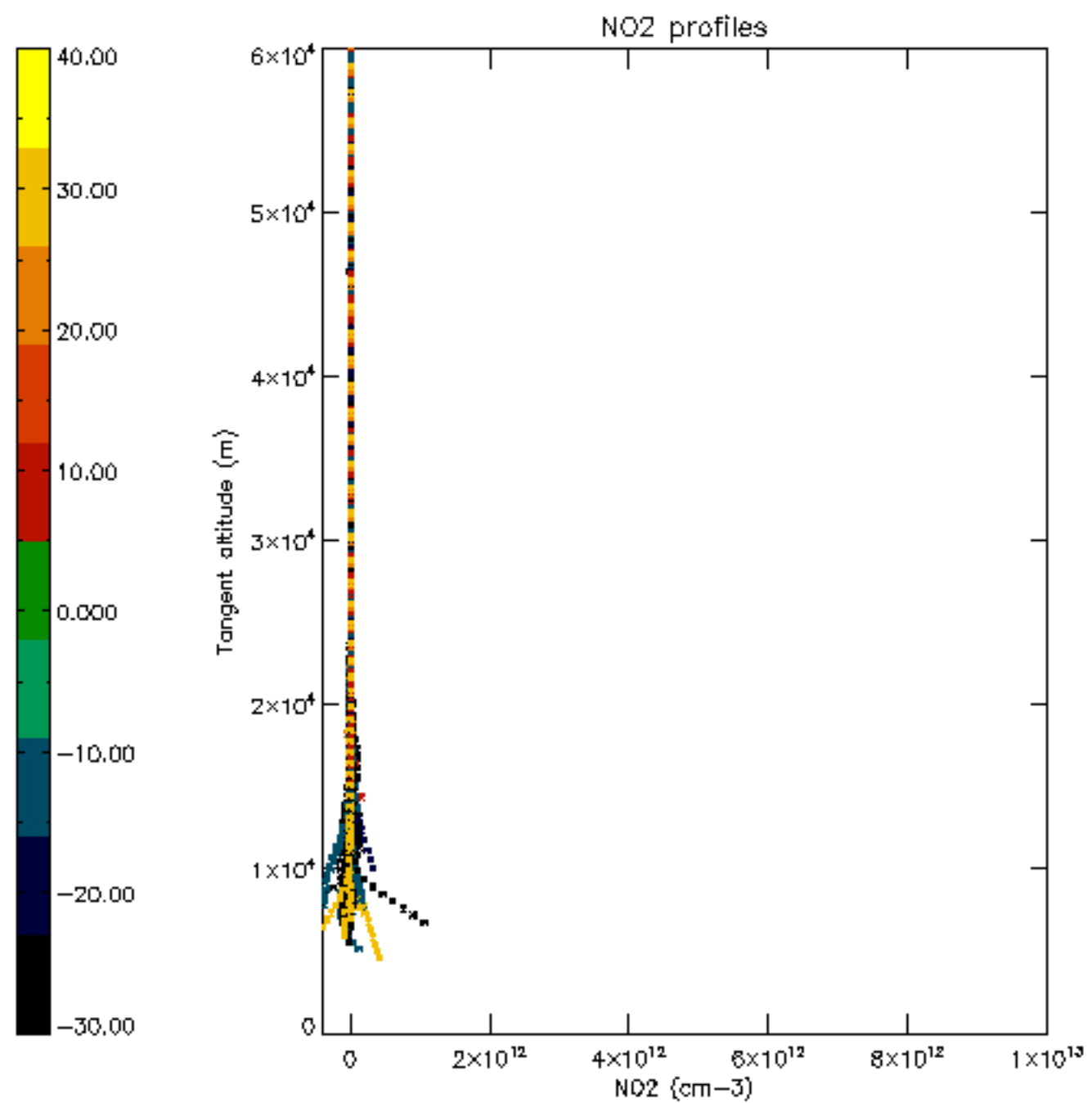


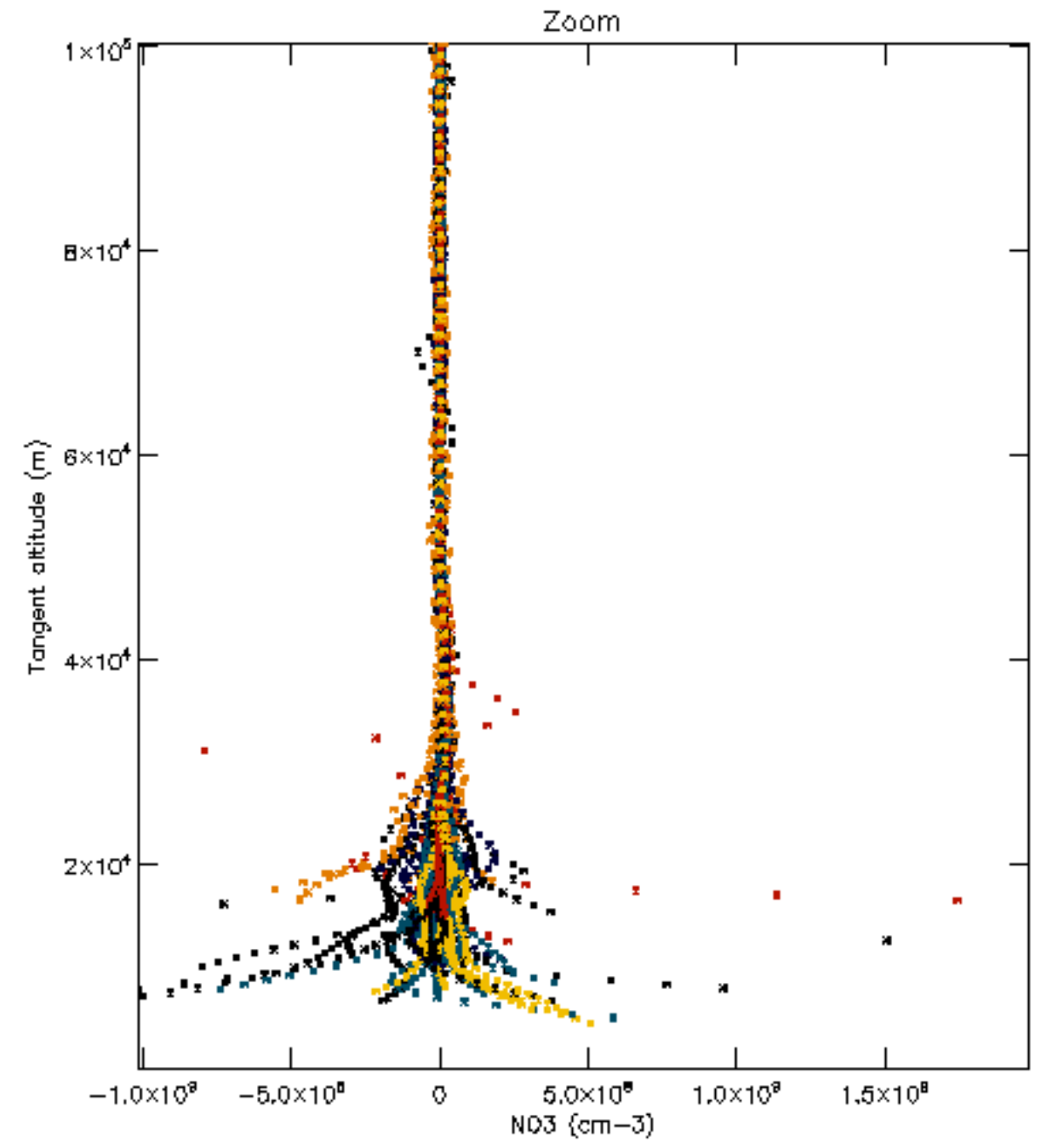
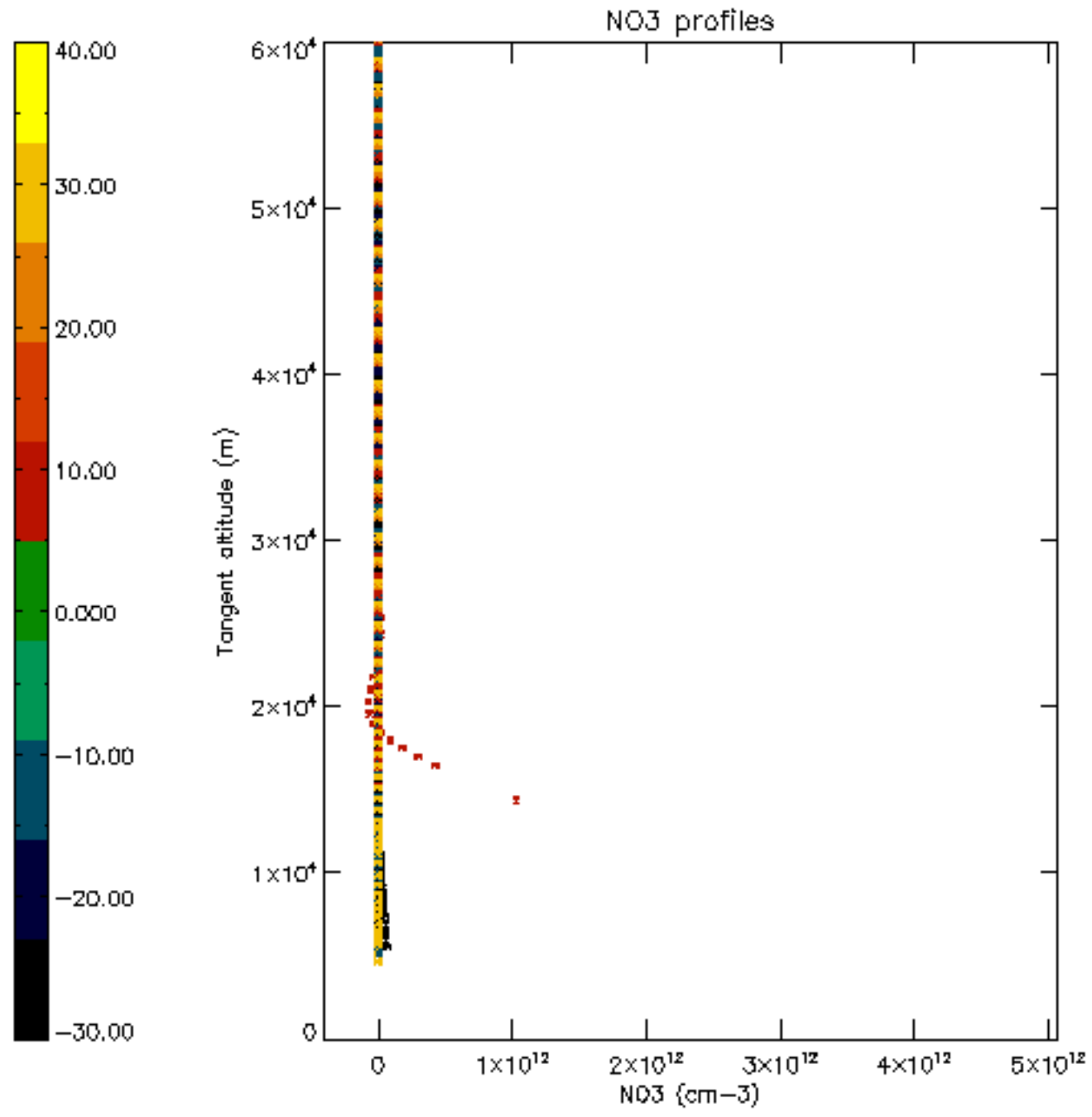


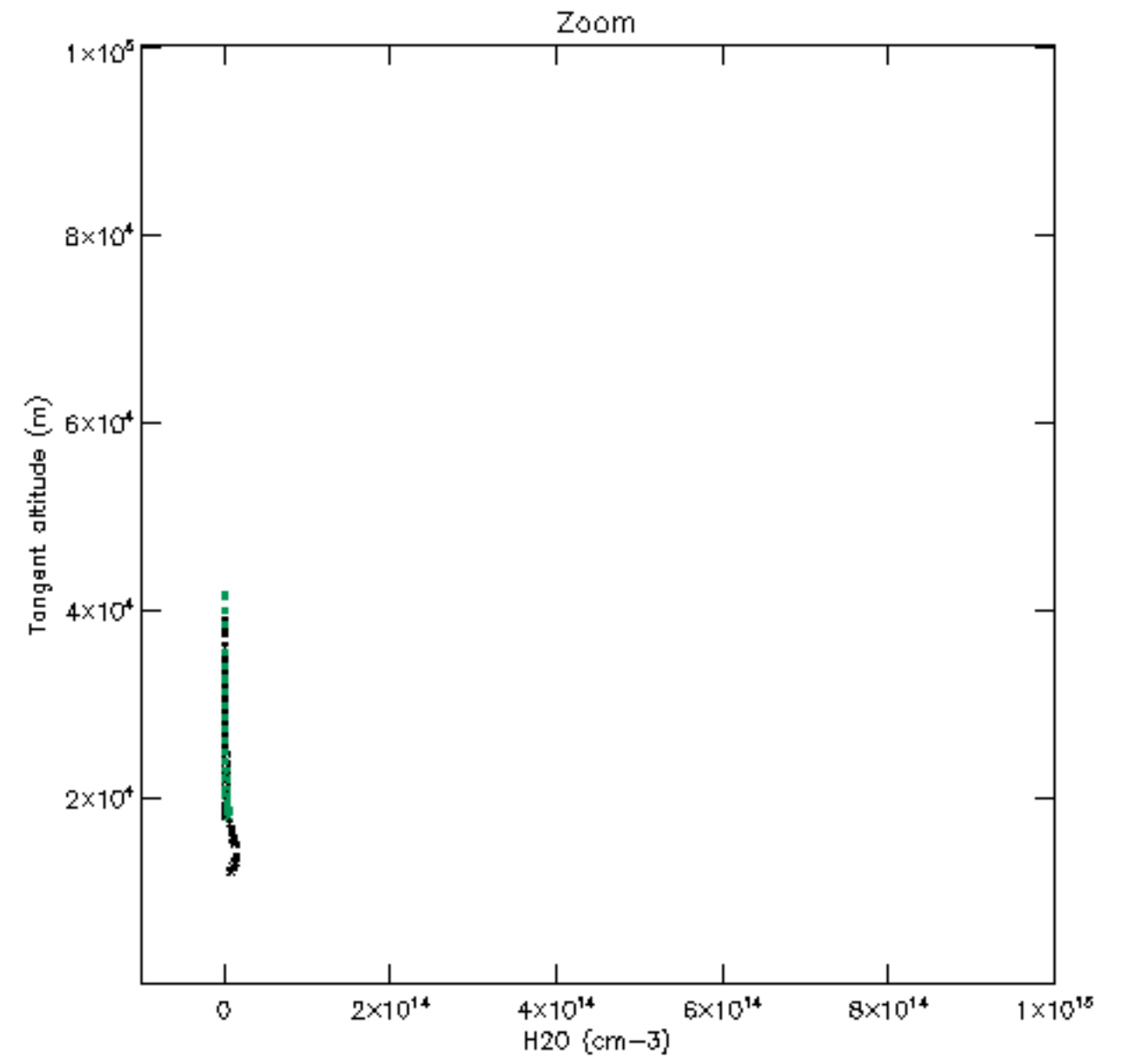
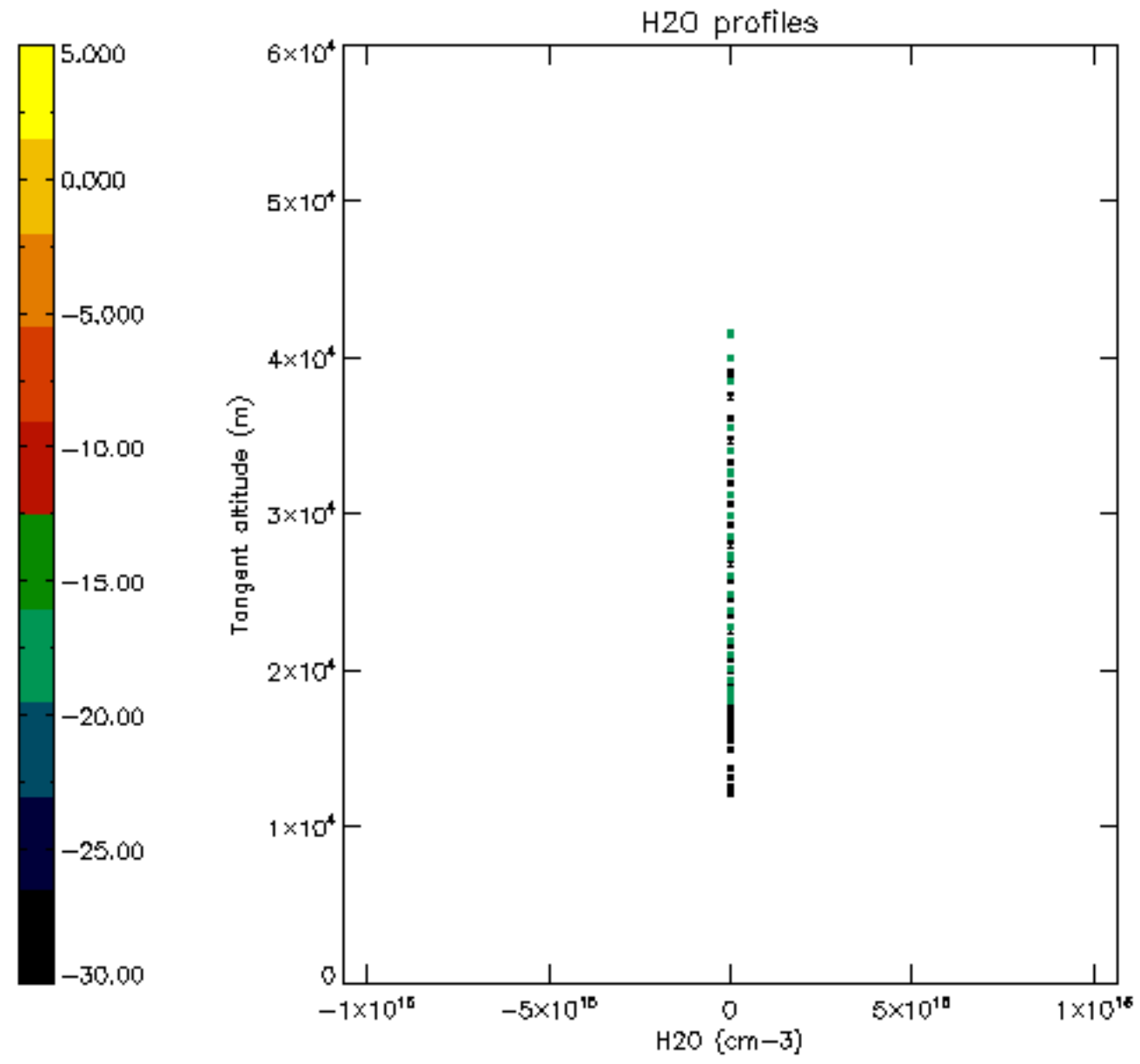


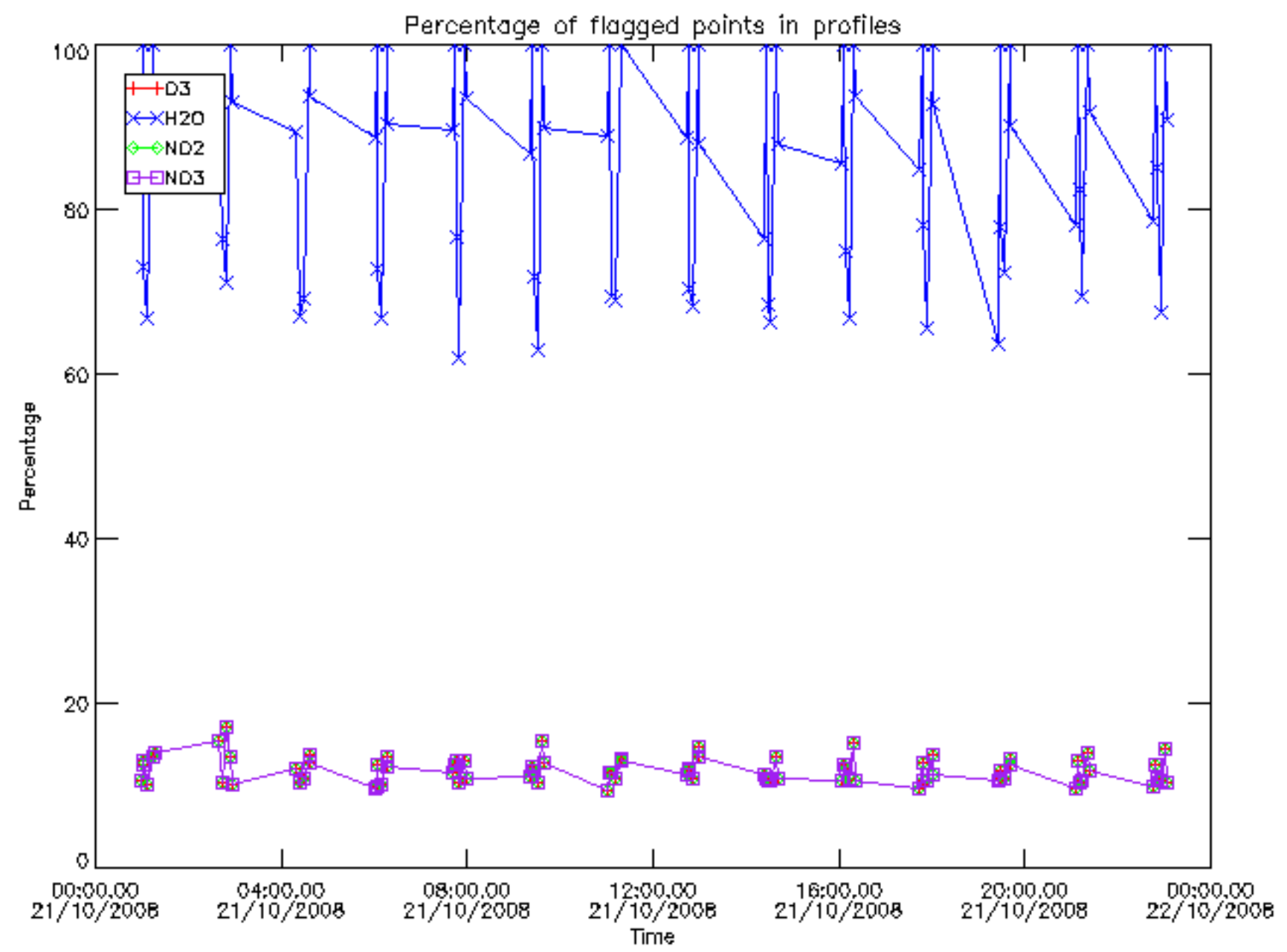




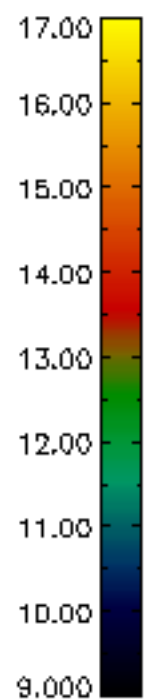
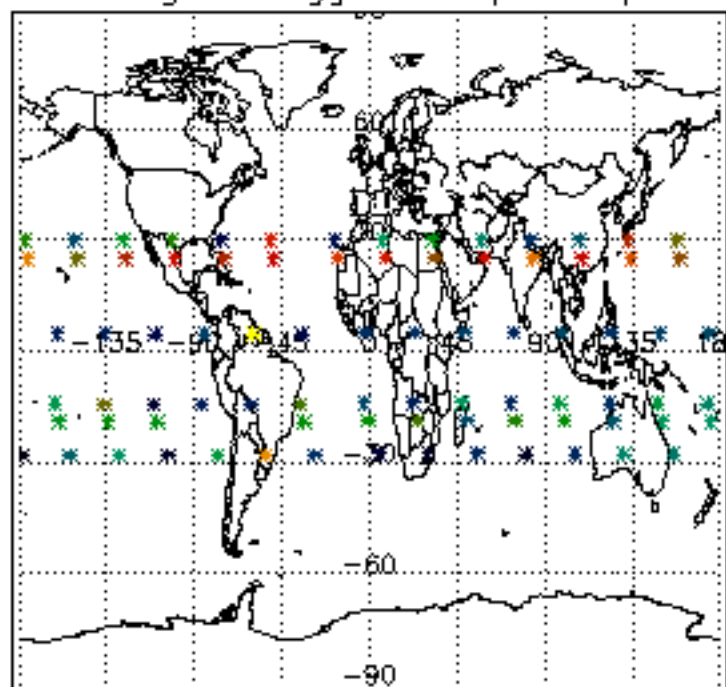




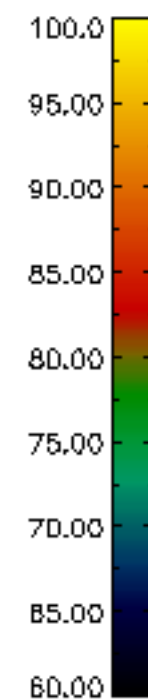
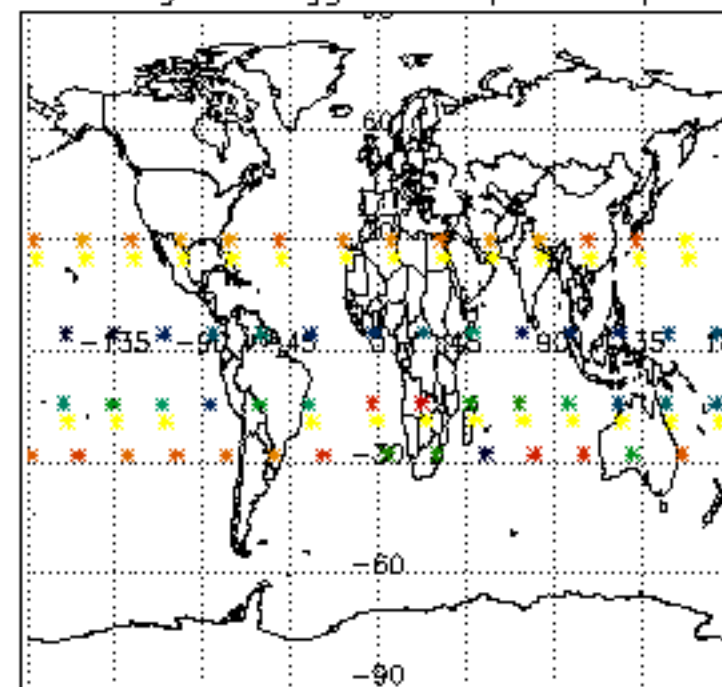




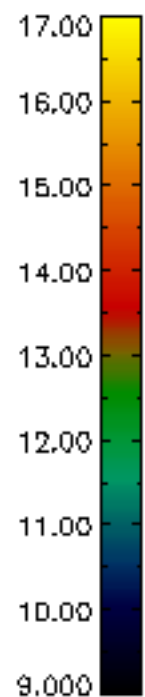
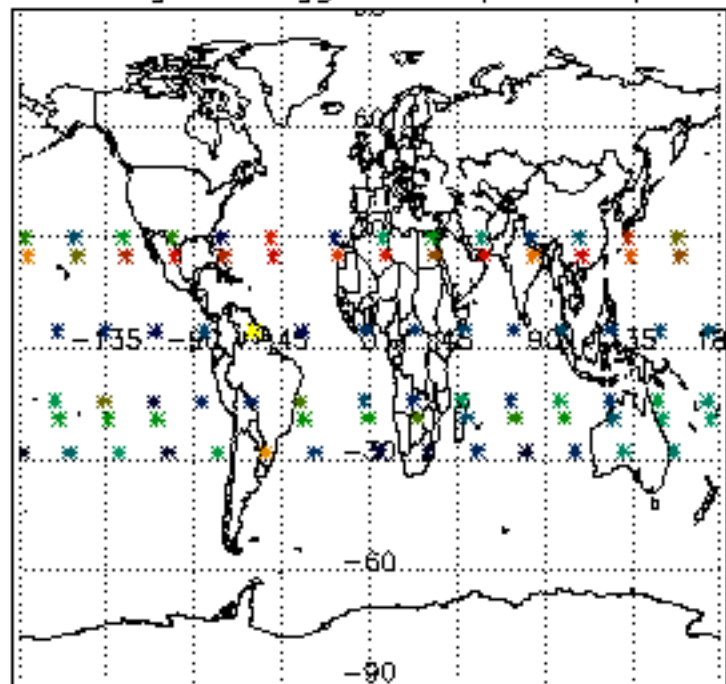
Percentage of flagged data per D3 profile



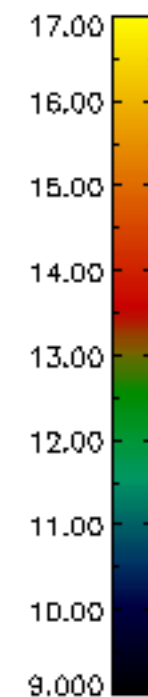
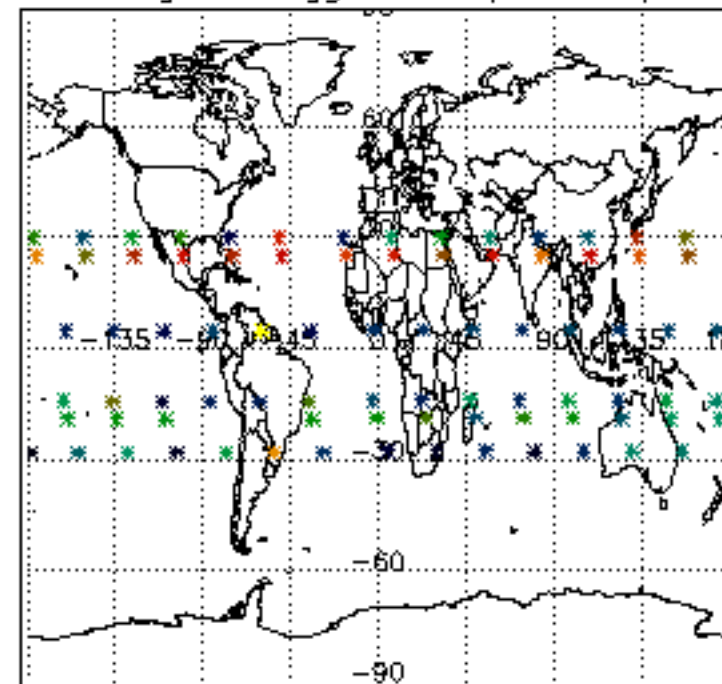
Percentage of flagged data per H2O profile

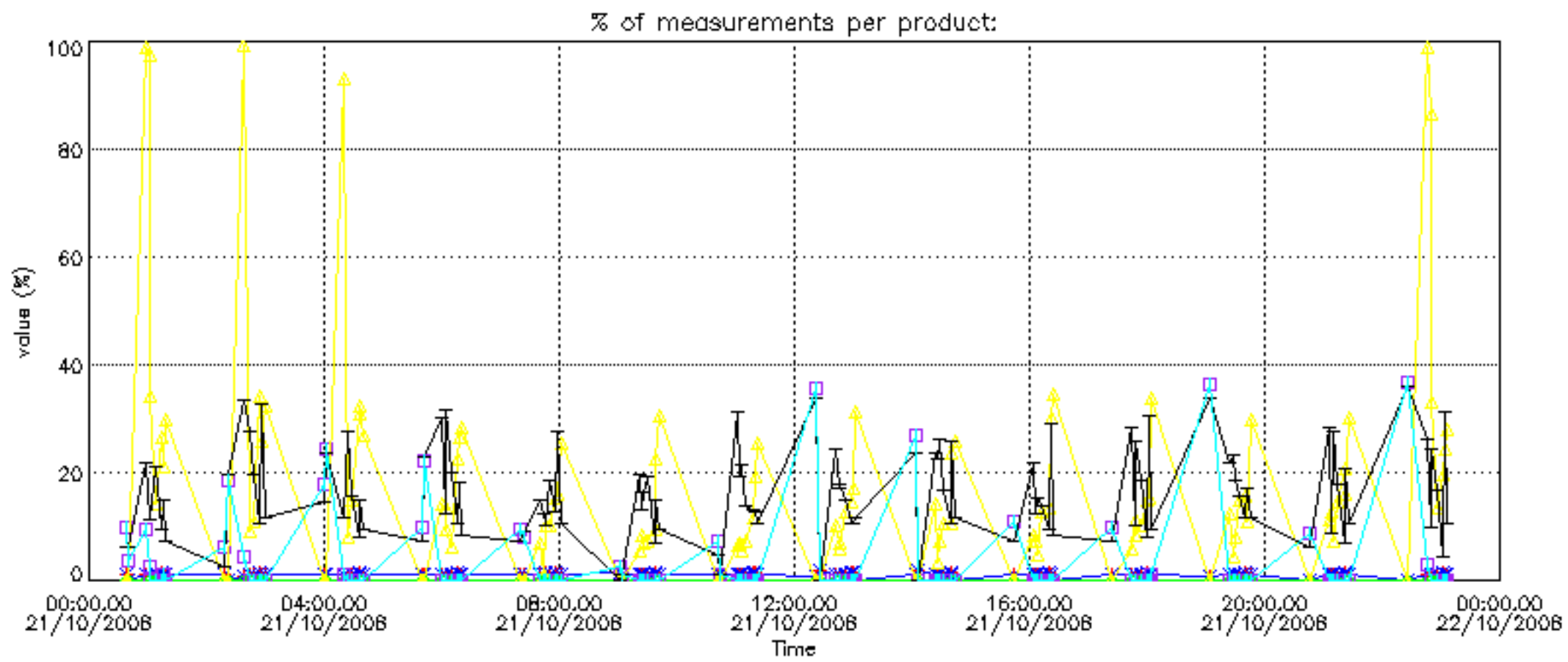


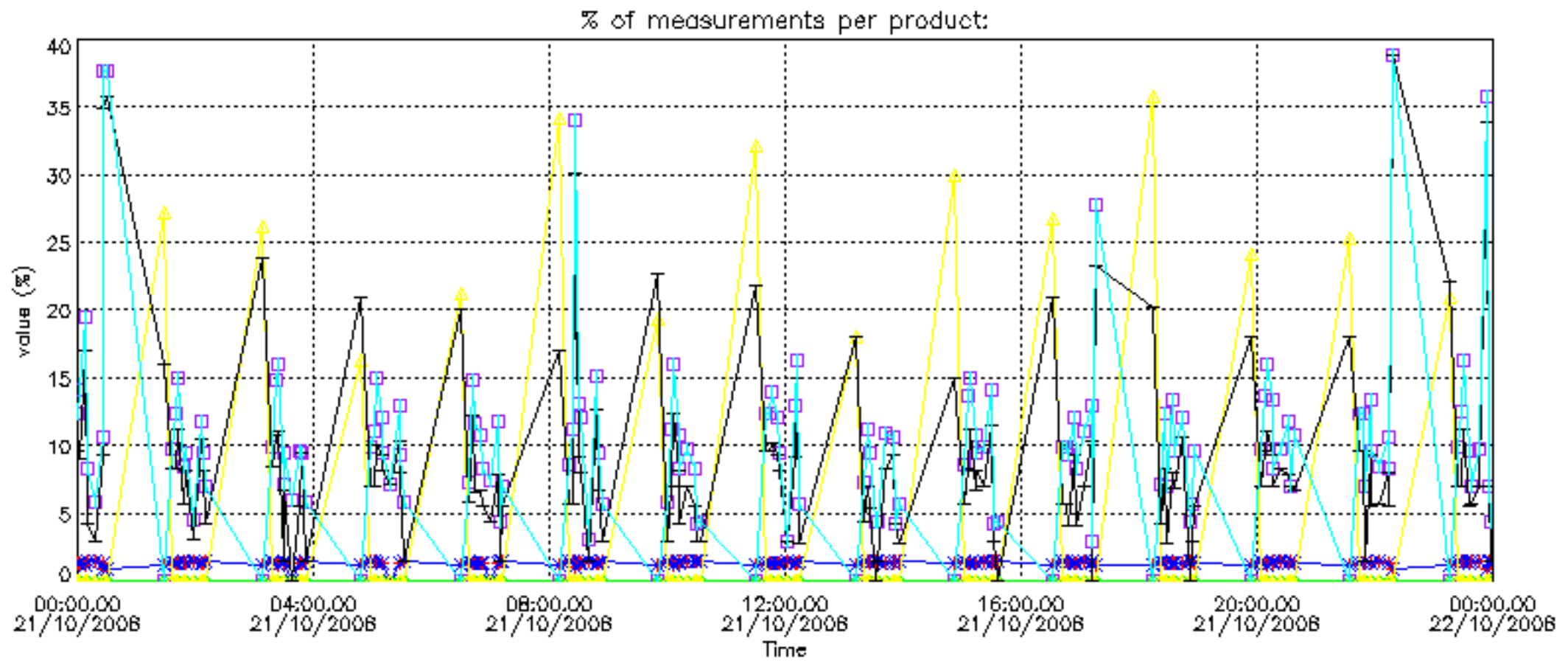
Percentage of flagged data per NO2 profile



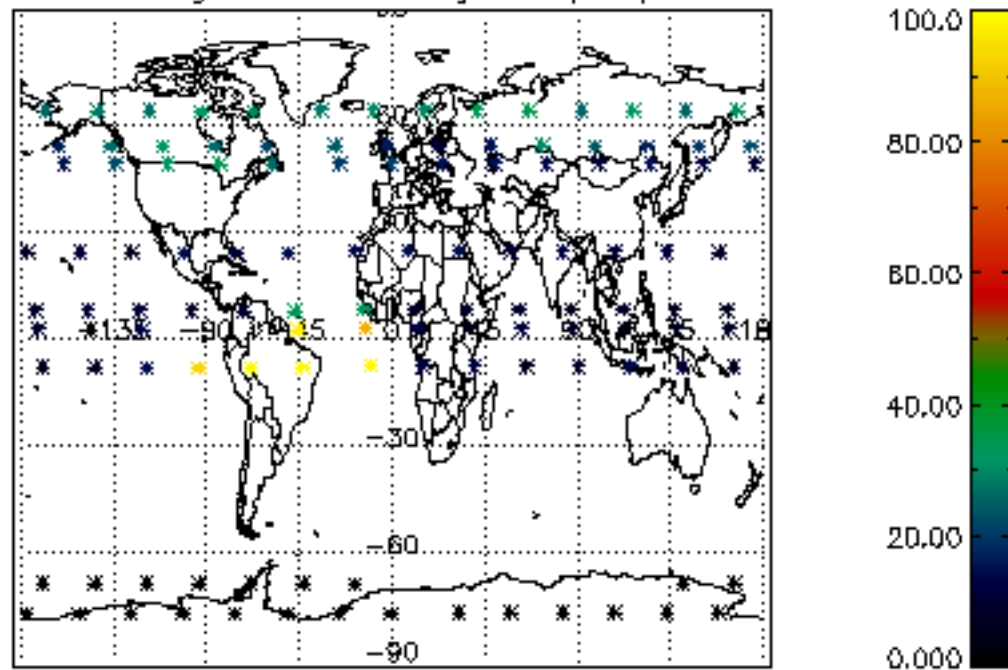
Percentage of flagged data per NO3 profile



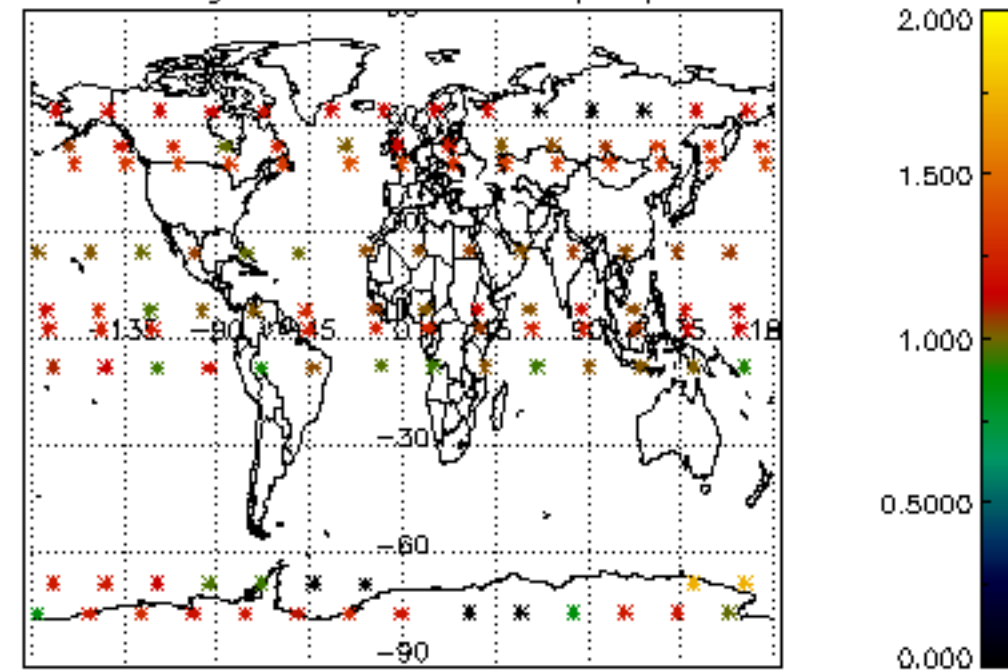




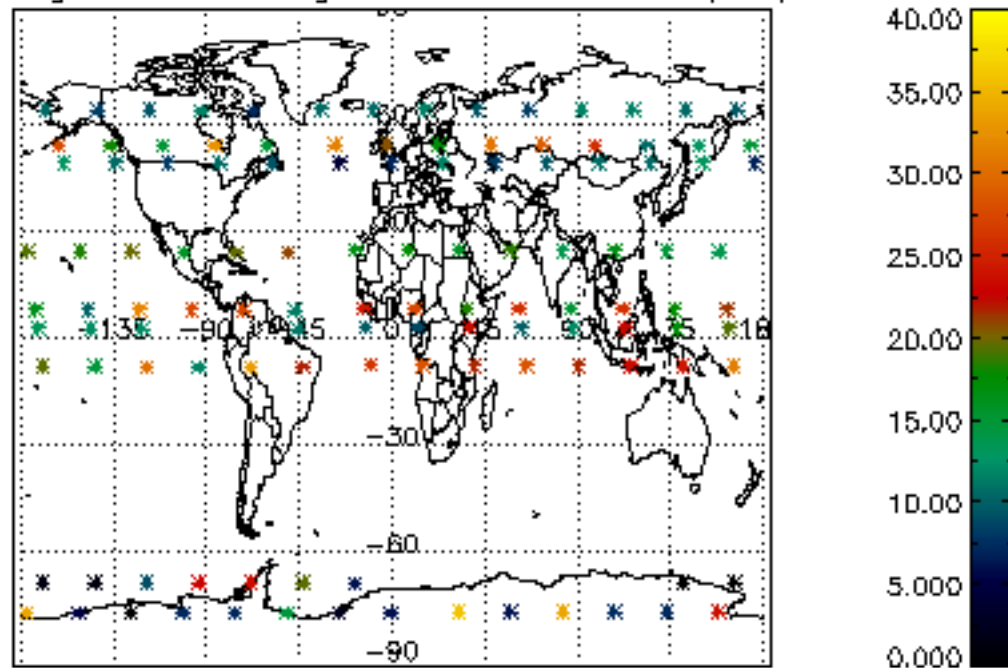
Percentage of cosmic ray hits per profile



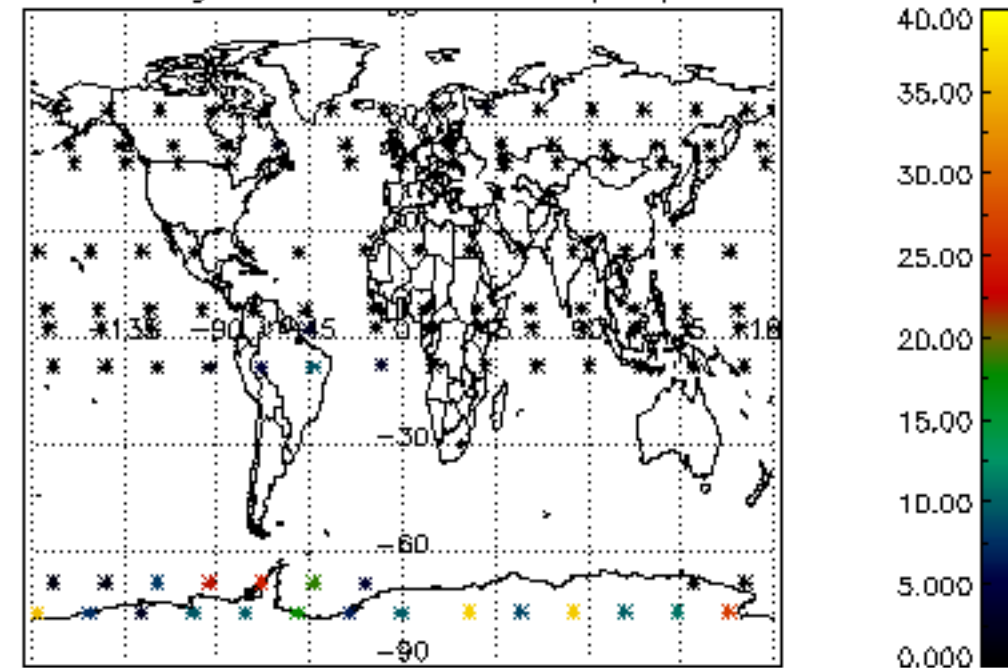
Percentage of datation errors per profile



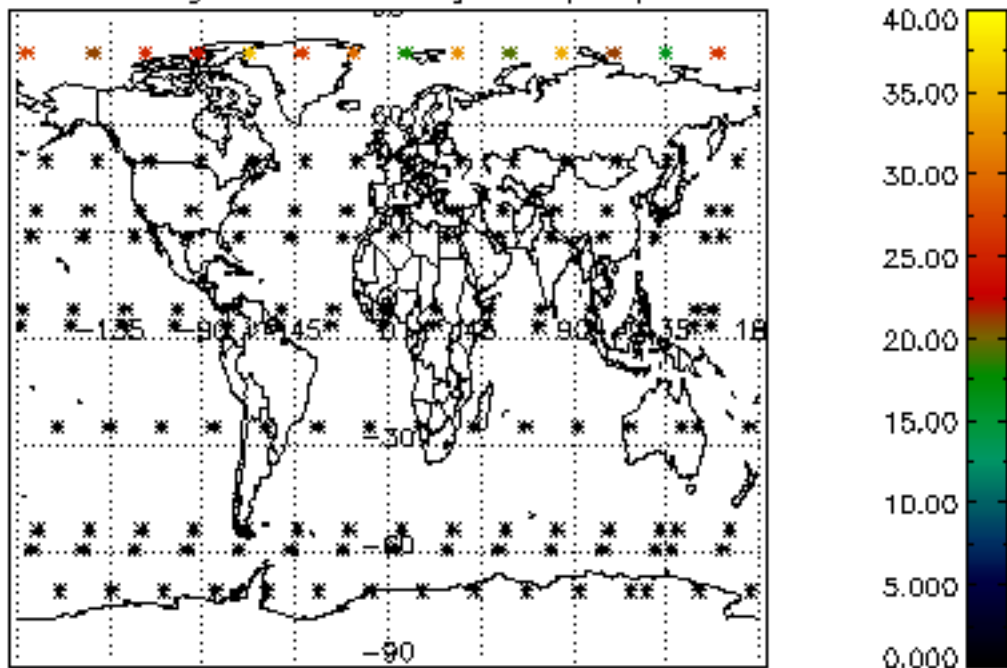
Percentage of star falling outside central band per profile



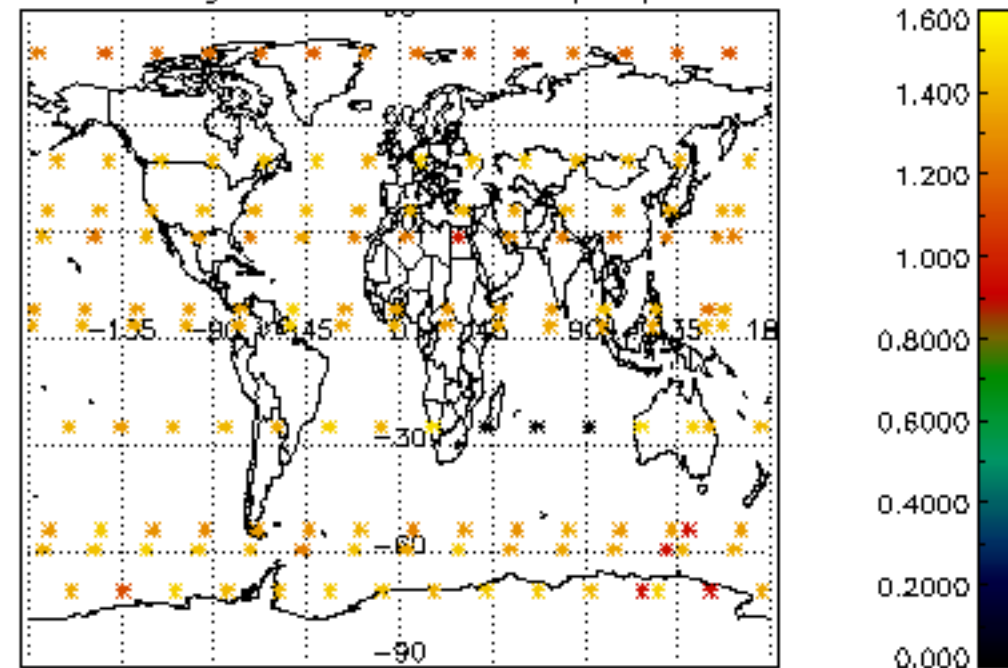
Percentage of saturation errors per profile



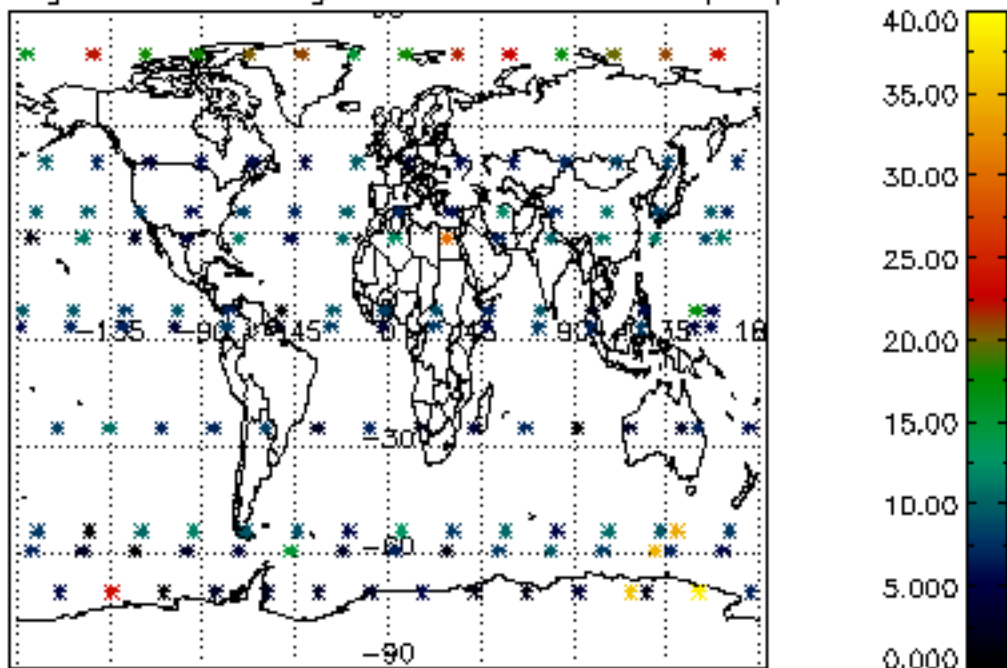
Percentage of cosmic ray hits per profile



Percentage of datation errors per profile



Percentage of star falling outside central band per profile



Percentage of saturation errors per profile

