

# GOMOS Level 2 Daily Report

## SUMMARY

### [1. General Info](#)

### [2. Summary of processed GOM\\_NL\\_2P products](#)

### [3. Level 2 Quality information per product](#)

#### [3.1 Plot of level 2 quality information per product \(time dependant\)](#)

#### [3.2 Plot of level 2 quality information per product \(world map\)](#)

### [4. Level 1 Quality information per product \(stored on level 2 products\)](#)

#### [4.1 Plot of level 1 quality information per product \(time dependant\)](#)

##### [4.1.1 Plot of level 1 quality information per product \(time dependant\): ASCENDING](#)

##### [4.1.2 Plot of level 1 quality information per product \(time dependant\): DESCENDING](#)

#### [4.2 Plot of level 1 quality information per product \(world map\)](#)

##### [4.2.1 Plot of level 1 quality information per product \(world map\): ASCENDING](#)

##### [4.2.2 Plot of level 1 quality information per product \(world map\): DESCENDING](#)

### [5. Ozone profiles based on quality statistics and other trace gas profiles](#)

#### [5.1 Ozone statistics based on quality of products](#)

#### [5.2 Plot ozone profiles for all STD \(dark without errors\)](#)

#### [5.3 Plot ozone profiles where STD < 20% \(dark without errors\)](#)

#### [5.4. Plot ozone profiles where STD < 10% \(dark without errors\)](#)

#### [5.5. Plot ozone profiles where STD < 5% \(dark without errors\)](#)

#### [5.6 Plot NO2 profiles for all STD \(dark without errors\)](#)

#### [5.7 Plot NO3 profiles for all STD \(dark without errors\)](#)

#### [5.8 Plot H2O profiles \(only for occultations of stars 1,2,3,4,13,14,16,26,63 dark without errors\) for all STD](#)

### [6. Auxiliary Data Files used for the production reported in section 2](#)

This report presents the daily analysis on parameters extracted from GOMOS level 2 data (GOM\_NL\_\_2P). It is intended to monitor some important parameters that will impact the quality of these products. A list of level 2 products (and content) that have arrived during the reporting day to the PCF is also given.

Item	Value
Time of report generation	25APR2013 21:12:22
Data source version	GOMOS/6.01
Start time of products	20-10-2008 (20OCT2008 00:00:00)
Stop time of products	21-10-2008 (21OCT2008 00:00:00)
Store outputs in DB	Yes
Nb of level 2 prods	270
Nb of prods with errors	0

## 2. Summary of processed GOM\_NL\_\_2P products.

Nr	Filename	UTC Start time	Limb	Duration	Star Id	Star Name	Star Mag	Star Temp	Nb Meas	Orbit	Prod. error
1	GOM_NL__2PRFIN20081020_000517_000000362073_00088_34711_5519.N1	20-OCT-2008 00:05:17	Dark	36.000	143	Alp Hyi	2.8570	7200.0	72	34711	No
2	GOM_NL__2PRFIN20081020_000643_000000462073_00088_34711_5520.N1	20-OCT-2008 00:06:43	Dark	46.000	9	Alp Eri	0.45300	24000.	92	34711	No
3	GOM_NL__2PRFIN20081020_000931_000000442073_00088_34711_5521.N1	20-OCT-2008 00:09:31	Straylight	44.000	157	The1Eri	2.9060	9300.0	88	34711	No
4	GOM_NL__2PRFIN20081020_001812_000000422073_00088_34711_5522.N1	20-OCT-2008 00:18:12	Straylight	41.500	52	16Bet Cet	2.0370	4500.0	83	34711	No
5	GOM_NL__2PRFIN20081020_002744_000000372073_00088_34711_5523.N1	20-OCT-2008 00:27:44	Bright	36.500	140	88Gam Peg	2.8340	26000.	73	34711	No
6	GOM_NL__2PRFIN20081020_003139_000000372073_00088_34711_5524.N1	20-OCT-2008 00:31:39	Bright	36.500	58	21Alp And	2.0730	11000.	73	34711	No
7	GOM_NL__2PRFIN20081020_003352_000000412073_00088_34711_5525.N1	20-OCT-2008 00:33:52	Bright	41.000	53	43Bet And	2.0480	3300.0	82	34711	No
8	GOM_NL__2PRFIN20081020_003932_000000372073_00088_34711_5526.N1	20-OCT-2008 00:39:32	Bright	37.000	68	18Alp Cas	2.2250	4500.0	74	34711	No
9	GOM_NL__2PRFIN20081020_004051_000000372073_00088_34711_5527.N1	20-OCT-2008 00:40:51	Bright	37.000	76	27Gam Cas	2.3000	30000.	74	34711	No
10	GOM_NL__2PRFIN20081020_004840_000000332073_00088_34711_5528.N1	20-OCT-2008 00:48:40	Bright	33.000	49	1Alp UMi	1.9900	6300.0	66	34711	No
11	GOM_NL__2PRFIN20081020_005655_000000382073_00088_34711_5529.N1	20-OCT-2008 00:56:55	Bright	37.500	36	50Alp UMa	1.8000	6300.0	75	34711	No
12	GOM_NL__2PRFIN20081020_005830_000000372073_00088_34711_5530.N1	20-OCT-2008 00:58:30	Bright	36.500	82	48Bet UMa	2.3650	10600.	73	34711	No
13	GOM_NL__2PRFIN20081020_010157_000000362073_00088_34711_5531.N1	20-OCT-2008 01:01:57	Bright	36.000	174	52Psi UMa	3.0040	4400.0	72	34711	No
14	GOM_NL__2PRFIN20081020_010948_000000422073_00088_34711_5532.N1	20-OCT-2008 01:09:48	Bright	41.500	51	41Gam1Leo	2.0100	4500.0	83	34711	No
15	GOM_NL__2PRFIN20081020_011229_000000432073_00088_34711_5533.N1	20-OCT-2008 01:12:29	Bright	42.500	22	32Alp Leo	1.3600	15200.	85	34711	No
16	GOM_NL__2PRFIN20081020_012943_000000492073_00088_34711_5534.N1	20-OCT-2008 01:29:43	Dark	49.000	65	Lam Vel	2.2040	4400.0	98	34711	No
17	GOM_NL__2PRFIN20081020_013137_000000382073_00088_34711_5535.N1	20-OCT-2008 01:31:37	Dark	38.000	91	Kap Vel	2.4900	26000.	76	34711	No
18	GOM_NL__2PRFIN20081020_013302_000000432073_00089_34712_5531.N1	20-OCT-2008 01:33:02	Dark	42.500	34	Gam2Vel	1.7930	23000.	85	34712	No
19	GOM_NL__2PRFIN20081020_013842_000000492073_00089_34712_5532.N1	20-OCT-2008 01:38:42	Dark	48.500	2	Alp Car	-0.73600	7000.0	97	34712	No
20	GOM_NL__2PRFIN20081020_014553_000000372073_00089_34712_5533.N1	20-OCT-2008 01:45:53	Dark	37.000	143	Alp Hyi	2.8570	7200.0	74	34712	No
21	GOM_NL__2PRFIN20081020_014719_000000392073_00089_34712_5534.N1	20-OCT-2008 01:47:19	Dark	38.500	9	Alp Eri	0.45300	24000.	77	34712	No
22	GOM_NL__2PRFIN20081020_015007_000000432073_00089_34712_5535.N1	20-OCT-2008 01:50:07	Straylight	43.000	157	The1Eri	2.9060	9300.0	86	34712	No
23	GOM_NL__2PRFIN20081020_015848_000000422073_00089_34712_5536.N1	20-OCT-2008 01:58:48	Straylight	42.000	52	16Bet Cet	2.0370	4500.0	84	34712	No
24	GOM_NL__2PRFIN20081020_020820_000000362073_00089_34712_5537.N1	20-OCT-2008 02:08:20	Bright	35.500	140	88Gam Peg	2.8340	26000.	71	34712	No
25	GOM_NL__2PRFIN20081020_021215_000000362073_00089_34712_5538.N1	20-OCT-2008 02:12:15	Bright	36.000	58	21Alp And	2.0730	11000.	72	34712	No
26	GOM_NL__2PRFIN20081020_021428_000000412073_00089_34712_5539.N1	20-OCT-2008 02:14:28	Bright	40.500	53	43Bet And	2.0480	3300.0	81	34712	No
27	GOM_NL__2PRFIN20081020_022007_000000352073_00089_34712_5540.N1	20-OCT-2008 02:20:07	Bright	34.500	68	18Alp Cas	2.2250	4500.0	69	34712	No
28	GOM_NL__2PRFIN20081020_022126_000000372073_00089_34712_5541.N1	20-OCT-2008 02:21:26	Bright	37.000	76	27Gam Cas	2.3000	30000.	74	34712	No
29	GOM_NL__2PRFIN20081020_022916_000000362073_00089_34712_5542.N1	20-OCT-2008 02:29:16	Bright	35.500	49	1Alp UMi	1.9900	6300.0	71	34712	No
30	GOM_NL__2PRFIN20081020_023731_000000382073_00089_34712_5543.N1	20-OCT-2008 02:37:31	Bright	37.500	36	50Alp UMa	1.8000	6300.0	75	34712	No
31	GOM_NL__2PRFIN20081020_023905_000000372073_00089_34712_5544.N1	20-OCT-2008 02:39:05	Bright	37.000	82	48Bet UMa	2.3650	10600.	74	34712	No
32	GOM_NL__2PRFIN20081020_024233_000000342073_00089_34712_5545.N1	20-OCT-2008 02:42:33	Bright	34.000	174	52Psi UMa	3.0040	4400.0	68	34712	No
33	GOM_NL__2PRFIN20081020_025025_000000392073_00089_34712_5546.N1	20-OCT-2008 02:50:25	Bright	38.500	51	41Gam1Leo	2.0100	4500.0	77	34712	No
34	GOM_NL__2PRFIN20081020_025306_000000422073_00089_34712_5547.N1	20-OCT-2008 02:53:06	Bright	42.000	22	32Alp Leo	1.3600	15200.	84	34712	No
35	GOM_NL__2PRFIN20081020_031019_000000422073_00089_34712_5548.N1	20-OCT-2008 03:10:19	Dark	41.500	65	Lam Vel	2.2040	4400.0	83	34712	No
36	GOM_NL__2PRFIN20081020_031213_000000382073_00089_34712_5549.N1	20-OCT-2008 03:12:13	Dark	38.000	91	Kap Vel	2.4900	26000.	76	34712	No
37	GOM_NL__2PRFIN20081020_031339_000000422073_00090_34713_5541.N1	20-OCT-2008 03:13:39	Dark	42.000	34	Gam2Vel	1.7930	23000.	84	34713	No
38	GOM_NL__2PRFIN20081020_031919_000000472073_00090_34713_5542.N1	20-OCT-2008 03:19:19	Dark	47.000	2	Alp Car	-0.73600	7000.0	94	34713	No
39	GOM_NL__2PRFIN20081020_032629_000000382073_00090_34713_5543.N1	20-OCT-2008 03:26:29	Dark	37.500	143	Alp Hyi	2.8570	7200.0	75	34713	No
40	GOM_NL__2PRFIN20081020_032755_000000442073_00090_34713_5544.N1	20-OCT-2008 03:27:55	Dark	44.000	9	Alp Eri	0.45300	24000.	88	34713	No
41	GOM_NL__2PRFIN20081020_033043_000000432073_00090_34713_5545.N1	20-OCT-2008 03:30:43	Straylight	42.500	157	The1Eri	2.9060	9300.0	85	34713	No
42	GOM_NL__2PRFIN20081020_033924_000000442073_00090_34713_5546.N1	20-OCT-2008 03:39:24	Straylight	44.000	52	16Bet Cet	2.0370	4500.0	88	34713	No

43	GOM_NL__2PRFIN20081020_034856_000000362073_00090_34713_5547.N1	20-OCT-2008 03:48:56	Bright	35.500	140	88Gam Peg	2.8340	26000.	71	34713	No
44	GOM_NL__2PRFIN20081020_035251_000000372073_00090_34713_5548.N1	20-OCT-2008 03:52:51	Bright	36.500	58	21Alp And	2.0730	11000.	73	34713	No
45	GOM_NL__2PRFIN20081020_035503_000000382073_00090_34713_5549.N1	20-OCT-2008 03:55:03	Bright	38.000	53	43Bet And	2.0480	3300.0	76	34713	No
46	GOM_NL__2PRFIN20081020_040043_000000372073_00090_34713_5550.N1	20-OCT-2008 04:00:43	Bright	36.500	68	18Alp Cas	2.2250	4500.0	73	34713	No
47	GOM_NL__2PRFIN20081020_040202_000000372073_00090_34713_5551.N1	20-OCT-2008 04:02:02	Bright	37.000	76	27Gam Cas	2.3000	30000.	74	34713	No
48	GOM_NL__2PRFIN20081020_040952_000000322073_00090_34713_5552.N1	20-OCT-2008 04:09:52	Bright	32.000	49	1Alp UMi	1.9900	6300.0	64	34713	No
49	GOM_NL__2PRFIN20081020_041807_000000382073_00090_34713_5553.N1	20-OCT-2008 04:18:07	Bright	37.500	36	50Alp UMa	1.8000	6300.0	75	34713	No
50	GOM_NL__2PRFIN20081020_041942_000000432073_00090_34713_5554.N1	20-OCT-2008 04:19:42	Bright	43.000	82	48Bet UMa	2.3650	10600.	86	34713	No
51	GOM_NL__2PRFIN20081020_042309_000000372073_00090_34713_5555.N1	20-OCT-2008 04:23:09	Bright	36.500	174	52Psi UMa	3.0040	4400.0	73	34713	No
52	GOM_NL__2PRFIN20081020_043101_000000402073_00090_34713_5556.N1	20-OCT-2008 04:31:01	Bright	39.500	51	41Gam1Leo	2.0100	4500.0	79	34713	No
53	GOM_NL__2PRFIN20081020_043342_000000432073_00090_34713_5557.N1	20-OCT-2008 04:33:42	Bright	43.000	22	32Alp Leo	1.3600	15200.	86	34713	No
54	GOM_NL__2PRFIN20081020_045056_000000552073_00090_34713_5558.N1	20-OCT-2008 04:50:56	Dark	54.500	65	Lam Vel	2.2040	4400.0	109	34713	No
55	GOM_NL__2PRFIN20081020_045250_000000382073_00090_34713_5559.N1	20-OCT-2008 04:52:50	Dark	37.500	91	Kap Vel	2.4900	26000.	75	34713	No
56	GOM_NL__2PRFIN20081020_045416_000000452073_00091_34714_5562.N1	20-OCT-2008 04:54:16	Dark	44.500	34	Gam2Vel	1.7930	23000.	89	34714	No
57	GOM_NL__2PRFIN20081020_045955_000000482073_00091_34714_5563.N1	20-OCT-2008 04:59:55	Dark	47.500	2	Alp Car	-0.73600	7000.0	95	34714	No
58	GOM_NL__2PRFIN20081020_050706_000000372073_00091_34714_5564.N1	20-OCT-2008 05:07:06	Dark	36.500	143	Alp Hyi	2.8570	7200.0	73	34714	No
59	GOM_NL__2PRFIN20081020_050831_000000492073_00091_34714_5565.N1	20-OCT-2008 05:08:31	Dark	49.000	9	Alp Eri	0.45300	24000.	98	34714	No
60	GOM_NL__2PRFIN20081020_051120_000000442073_00091_34714_5566.N1	20-OCT-2008 05:11:20	Straylight	43.500	157	The1Eri	2.9060	9300.0	87	34714	No
61	GOM_NL__2PRFIN20081020_052000_000000442073_00091_34714_5567.N1	20-OCT-2008 05:20:00	Straylight	43.500	52	16Bet Cet	2.0370	4500.0	87	34714	No
62	GOM_NL__2PRFIN20081020_052932_000000362073_00091_34714_5568.N1	20-OCT-2008 05:29:32	Bright	36.000	140	88Gam Peg	2.8340	26000.	72	34714	No
63	GOM_NL__2PRFIN20081020_053328_000000362073_00091_34714_5569.N1	20-OCT-2008 05:33:28	Bright	36.000	58	21Alp And	2.0730	11000.	72	34714	No
64	GOM_NL__2PRFIN20081020_053539_000000382073_00091_34714_5570.N1	20-OCT-2008 05:35:39	Bright	38.000	53	43Bet And	2.0480	3300.0	76	34714	No
65	GOM_NL__2PRFIN20081020_054119_000000382073_00091_34714_5571.N1	20-OCT-2008 05:41:19	Bright	37.500	68	18Alp Cas	2.2250	4500.0	75	34714	No
66	GOM_NL__2PRFIN20081020_054238_000000372073_00091_34714_5572.N1	20-OCT-2008 05:42:38	Bright	37.000	76	27Gam Cas	2.3000	30000.	74	34714	No
67	GOM_NL__2PRFIN20081020_055028_000000372073_00091_34714_5573.N1	20-OCT-2008 05:50:28	Bright	36.500	49	1Alp UMi	1.9900	6300.0	73	34714	No
68	GOM_NL__2PRFIN20081020_055843_000000382073_00091_34714_5574.N1	20-OCT-2008 05:58:43	Bright	38.000	36	50Alp UMa	1.8000	6300.0	76	34714	No
69	GOM_NL__2PRFIN20081020_060018_000000372073_00091_34714_5575.N1	20-OCT-2008 06:00:18	Bright	37.000	82	48Bet UMa	2.3650	10600.	74	34714	No
70	GOM_NL__2PRFIN20081020_060345_000000342073_00091_34714_5576.N1	20-OCT-2008 06:03:45	Bright	34.000	174	52Psi UMa	3.0040	4400.0	68	34714	No
71	GOM_NL__2PRFIN20081020_061137_000000412073_00091_34714_5577.N1	20-OCT-2008 06:11:37	Bright	40.500	51	41Gam1Leo	2.0100	4500.0	81	34714	No
72	GOM_NL__2PRFIN20081020_061419_000000432073_00091_34714_5578.N1	20-OCT-2008 06:14:19	Bright	42.500	22	32Alp Leo	1.3600	15200.	85	34714	No
73	GOM_NL__2PRFIN20081020_063133_000000552073_00091_34714_5579.N1	20-OCT-2008 06:31:33	Dark	55.000	65	Lam Vel	2.2040	4400.0	110	34714	No
74	GOM_NL__2PRFIN20081020_063326_000000392073_00091_34714_5580.N1	20-OCT-2008 06:33:26	Dark	39.000	91	Kap Vel	2.4900	26000.	78	34714	No
75	GOM_NL__2PRFIN20081020_063453_000000442073_00092_34715_5575.N1	20-OCT-2008 06:34:53	Dark	43.500	34	Gam2Vel	1.7930	23000.	87	34715	No
76	GOM_NL__2PRFIN20081020_064032_000000582073_00092_34715_5576.N1	20-OCT-2008 06:40:32	Dark	57.500	2	Alp Car	-0.73600	7000.0	115	34715	No
77	GOM_NL__2PRFIN20081020_064742_000000382073_00092_34715_5577.N1	20-OCT-2008 06:47:42	Dark	38.000	143	Alp Hyi	2.8570	7200.0	76	34715	No
78	GOM_NL__2PRFIN20081020_064907_000000492073_00092_34715_5578.N1	20-OCT-2008 06:49:07	Dark	49.000	9	Alp Eri	0.45300	24000.	98	34715	No
79	GOM_NL__2PRFIN20081020_065156_000000442073_00092_34715_5579.N1	20-OCT-2008 06:51:56	Straylight	43.500	157	The1Eri	2.9060	9300.0	87	34715	No
80	GOM_NL__2PRFIN20081020_070037_000000412073_00092_34715_5580.N1	20-OCT-2008 07:00:37	Straylight	40.500	52	16Bet Cet	2.0370	4500.0	81	34715	No
81	GOM_NL__2PRFIN20081020_071009_000000362073_00092_34715_5581.N1	20-OCT-2008 07:10:09	Bright	36.000	140	88Gam Peg	2.8340	26000.	72	34715	No
82	GOM_NL__2PRFIN20081020_071404_000000362073_00092_34715_5582.N1	20-OCT-2008 07:14:04	Bright	35.500	58	21Alp And	2.0730	11000.	71	34715	No
83	GOM_NL__2PRFIN20081020_071615_000000402073_00092_34715_5583.N1	20-OCT-2008 07:16:15	Bright	39.500	53	43Bet And	2.0480	3300.0	79	34715	No
84	GOM_NL__2PRFIN20081020_072155_000000352073_00092_34715_5584.N1	20-OCT-2008 07:21:55	Bright	35.000	68	18Alp Cas	2.2250	4500.0	70	34715	No
85	GOM_NL__2PRFIN20081020_072314_000000372073_00092_34715_5585.N1	20-OCT-2008 07:23:14	Bright	37.000	76	27Gam Cas	2.3000	30000.	74	34715	No
86	GOM_NL__2PRFIN20081020_073104_000000332073_00092_34715_5586.N1	20-OCT-2008 07:31:04	Bright	33.000	49	1Alp UMi	1.9900	6300.0	66	34715	No
87	GOM_NL__2PRFIN20081020_073919_000000372073_00092_34715_5587.N1	20-OCT-2008 07:39:19	Bright	37.000	36	50Alp UMa	1.8000	6300.0	74	34715	No
88	GOM_NL__2PRFIN20081020_074054_000000372073_00092_34715_5588.N1	20-OCT-2008 07:40:54	Bright	37.000	82	48Bet UMa	2.3650	10600.	74	34715	No
89	GOM_NL__2PRFIN20081020_074421_000000372073_00092_34715_5589.N1	20-OCT-2008 07:44:21	Bright	37.000	174	52Psi UMa	3.0040	4400.0	74	34715	No
90	GOM_NL__2PRFIN20081020_075214_000000422073_00092_34715_5590.N1	20-OCT-2008 07:52:14	Bright	41.500	51	41Gam1Leo	2.0100	4500.0	83	34715	No
91	GOM_NL__2PRFIN20081020_075455_000000602073_00092_34715_5591.N1	20-OCT-2008 07:54:55	Bright	60.000	22	32Alp Leo	1.3600	15200.	120	34715	No
92	GOM_NL__2PRFIN20081020_081209_000000462073_00092_34715_5592.N1	20-OCT-2008 08:12:09	Dark	46.000	65	Lam Vel	2.2040	4400.0	92	34715	No
93	GOM_NL__2PRFIN20081020_081402_000000402073_00092_34715_5593.N1	20-OCT-2008 08:14:02	Dark	40.000	91	Kap Vel	2.4900	26000.	80	34715	No
94	GOM_NL__2PRFIN20081020_081530_000000462073_00093_34716_5588.N1	20-OCT-2008 08:15:30	Dark	46.000	34	Gam2Vel	1.7930	23000.	92	34716	No
95	GOM_NL__2PRFIN20081020_082109_000000502073_00093_34716_5589.N1	20-OCT-2008 08:21:09	Dark	50.000	2	Alp Car	-0.73600	7000.0	100	34716	No
96	GOM_NL__2PRFIN20081020_082818_000000372073_00093_34716_5590.N1	20-OCT-2008 08:28:18	Dark	36.500	143	Alp Hyi	2.8570	7200.0	73	34716	No
97	GOM_NL__2PRFIN20081020_082944_000000492073_00093_34716_5591.N1	20-OCT-2008 08:29:44	Dark	49.000	9	Alp Eri	0.45300	24000.	98	34716	No
98	GOM_NL__2PRFIN20081020_083233_000000442073_00093_34716_5592.N1	20-OCT-2008 08:32:33	Straylight	43.500	157	The1Eri	2.9060	9300.0	87	34716	No
99	GOM_NL__2PRFIN20081020_084113_000000422073_00093_34716_5593.N1	20-OCT-2008 08:41:13	Straylight	41.500	52	16Bet Cet	2.0370	4500.0	83	34716	No
100	GOM_NL__2PRFIN20081020_085045_000000352073_00093_34716_5594.N1	20-OCT-2008 08:50:45	Bright	34.500	140	88Gam Peg	2.8340	26000.	69	34716	No
101	GOM_NL__2PRFIN20081020_085439_000000362073_00093_34716_5595.N1	20-OCT-2008 08:54:39	Bright	36.000	58	21Alp And	2.0730	11000.	72	34716	No





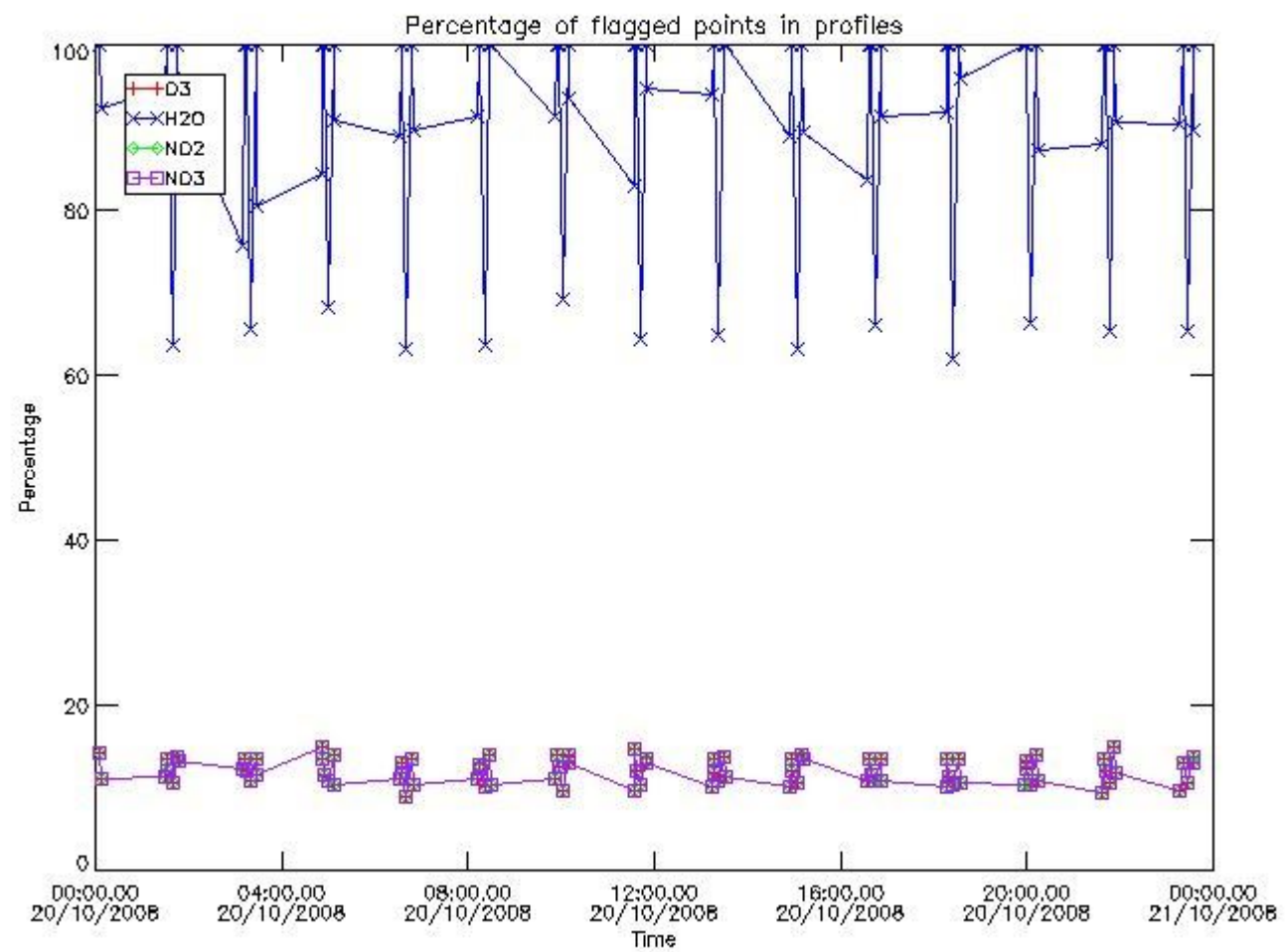
161	GOM_NL__2PRFIN20081020_140537_000000402073_00096_34719_5640.N1	20-OCT-2008 14:05:37	Bright	39.500	76	27Gam Cas	2.3000	30000.	79	34719	No
162	GOM_NL__2PRFIN20081020_141328_000000342073_00096_34719_5641.N1	20-OCT-2008 14:13:28	Bright	34.000	49	1Alp UMi	1.9900	6300.0	68	34719	No
163	GOM_NL__2PRFIN20081020_142143_000000382073_00096_34719_5642.N1	20-OCT-2008 14:21:43	Bright	38.000	36	50Alp UMa	1.8000	6300.0	76	34719	No
164	GOM_NL__2PRFIN20081020_142317_000000362073_00096_34719_5643.N1	20-OCT-2008 14:23:17	Bright	36.000	82	48Bet UMa	2.3650	10600.	72	34719	No
165	GOM_NL__2PRFIN20081020_142645_000000372073_00096_34719_5644.N1	20-OCT-2008 14:26:45	Bright	36.500	174	52Psi UMa	3.0040	4400.0	73	34719	No
166	GOM_NL__2PRFIN20081020_143438_000000492073_00096_34719_5645.N1	20-OCT-2008 14:34:38	Bright	48.500	51	41Gam1Leo	2.0100	4500.0	97	34719	No
167	GOM_NL__2PRFIN20081020_143720_000000432073_00096_34719_5646.N1	20-OCT-2008 14:37:20	Bright	43.000	22	32Alp Leo	1.3600	15200.	86	34719	No
168	GOM_NL__2PRFIN20081020_145436_000000512073_00096_34719_5647.N1	20-OCT-2008 14:54:36	Dark	50.500	65	Lam Vel	2.2040	4400.0	101	34719	No
169	GOM_NL__2PRFIN20081020_145628_000000382073_00096_34719_5648.N1	20-OCT-2008 14:56:28	Dark	38.000	91	Kap Vel	2.4900	26000.	76	34719	No
170	GOM_NL__2PRFIN20081020_145756_000000432073_00097_34720_5645.N1	20-OCT-2008 14:57:56	Dark	42.500	34	Gam2Vel	1.7930	23000.	85	34720	No
171	GOM_NL__2PRFIN20081020_150336_000000482073_00097_34720_5646.N1	20-OCT-2008 15:03:36	Dark	48.000	2	Alp Car	-0.73600	7000.0	96	34720	No
172	GOM_NL__2PRFIN20081020_151043_000000372073_00097_34720_5647.N1	20-OCT-2008 15:10:43	Dark	36.500	143	Alp Hyi	2.8570	7200.0	73	34720	No
173	GOM_NL__2PRFIN20081020_151208_000000382073_00097_34720_5648.N1	20-OCT-2008 15:12:08	Dark	38.000	9	Alp Eri	0.45300	24000.	76	34720	No
174	GOM_NL__2PRFIN20081020_151458_000000442073_00097_34720_5649.N1	20-OCT-2008 15:14:58	Straylight	44.000	157	The1Eri	2.9060	9300.0	88	34720	No
175	GOM_NL__2PRFIN20081020_152337_000000422073_00097_34720_5650.N1	20-OCT-2008 15:23:37	Straylight	42.000	52	16Bet Cet	2.0370	4500.0	84	34720	No
176	GOM_NL__2PRFIN20081020_153308_000000362073_00097_34720_5651.N1	20-OCT-2008 15:33:08	Bright	35.500	140	88Gam Peg	2.8340	26000.	71	34720	No
177	GOM_NL__2PRFIN20081020_153703_000000372073_00097_34720_5652.N1	20-OCT-2008 15:37:03	Bright	37.000	58	21Alp And	2.0730	11000.	74	34720	No
178	GOM_NL__2PRFIN20081020_153913_000000392073_00097_34720_5653.N1	20-OCT-2008 15:39:13	Bright	38.500	53	43Bet And	2.0480	3300.0	77	34720	No
179	GOM_NL__2PRFIN20081020_154454_000000372073_00097_34720_5654.N1	20-OCT-2008 15:44:54	Bright	37.000	68	18Alp Cas	2.2250	4500.0	74	34720	No
180	GOM_NL__2PRFIN20081020_154613_000000372073_00097_34720_5655.N1	20-OCT-2008 15:46:13	Bright	36.500	76	27Gam Cas	2.3000	30000.	73	34720	No
181	GOM_NL__2PRFIN20081020_155404_000000362073_00097_34720_5656.N1	20-OCT-2008 15:54:04	Bright	36.000	49	1Alp UMi	1.9900	6300.0	72	34720	No
182	GOM_NL__2PRFIN20081020_160219_000000382073_00097_34720_5657.N1	20-OCT-2008 16:02:19	Bright	38.000	36	50Alp UMa	1.8000	6300.0	76	34720	No
183	GOM_NL__2PRFIN20081020_160353_000000472073_00097_34720_5658.N1	20-OCT-2008 16:03:53	Bright	46.500	82	48Bet UMa	2.3650	10600.	93	34720	No
184	GOM_NL__2PRFIN20081020_160721_000000532073_00097_34720_5659.N1	20-OCT-2008 16:07:21	Bright	53.000	174	52Psi UMa	3.0040	4400.0	106	34720	No
185	GOM_NL__2PRFIN20081020_161514_000000412073_00097_34720_5660.N1	20-OCT-2008 16:15:14	Bright	40.500	51	41Gam1Leo	2.0100	4500.0	81	34720	No
186	GOM_NL__2PRFIN20081020_161757_000000442073_00097_34720_5661.N1	20-OCT-2008 16:17:57	Bright	44.000	22	32Alp Leo	1.3600	15200.	88	34720	No
187	GOM_NL__2PRFIN20081020_163512_000000472073_00097_34720_5662.N1	20-OCT-2008 16:35:12	Dark	46.500	65	Lam Vel	2.2040	4400.0	93	34720	No
188	GOM_NL__2PRFIN20081020_163704_000000382073_00097_34720_5663.N1	20-OCT-2008 16:37:04	Dark	38.000	91	Kap Vel	2.4900	26000.	76	34720	No
189	GOM_NL__2PRFIN20081020_163833_000000452073_00098_34721_5658.N1	20-OCT-2008 16:38:33	Dark	44.500	34	Gam2Vel	1.7930	23000.	89	34721	No
190	GOM_NL__2PRFIN20081020_164413_000000482073_00098_34721_5659.N1	20-OCT-2008 16:44:13	Dark	47.500	2	Alp Car	-0.73600	7000.0	95	34721	No
191	GOM_NL__2PRFIN20081020_165119_000000382073_00098_34721_5660.N1	20-OCT-2008 16:51:19	Dark	38.000	143	Alp Hyi	2.8570	7200.0	76	34721	No
192	GOM_NL__2PRFIN20081020_165244_000000472073_00098_34721_5661.N1	20-OCT-2008 16:52:44	Dark	46.500	9	Alp Eri	0.45300	24000.	93	34721	No
193	GOM_NL__2PRFIN20081020_165535_000000432073_00098_34721_5662.N1	20-OCT-2008 16:55:35	Straylight	42.500	157	The1Eri	2.9060	9300.0	85	34721	No
194	GOM_NL__2PRFIN20081020_170413_000000412073_00098_34721_5663.N1	20-OCT-2008 17:04:13	Straylight	40.500	52	16Bet Cet	2.0370	4500.0	81	34721	No
195	GOM_NL__2PRFIN20081020_171345_000000362073_00098_34721_5664.N1	20-OCT-2008 17:13:45	Bright	35.500	140	88Gam Peg	2.8340	26000.	71	34721	No
196	GOM_NL__2PRFIN20081020_171739_000000372073_00098_34721_5665.N1	20-OCT-2008 17:17:39	Bright	36.500	58	21Alp And	2.0730	11000.	73	34721	No
197	GOM_NL__2PRFIN20081020_171949_000000402073_00098_34721_5666.N1	20-OCT-2008 17:19:49	Bright	40.000	53	43Bet And	2.0480	3300.0	80	34721	No
198	GOM_NL__2PRFIN20081020_172530_000000372073_00098_34721_5667.N1	20-OCT-2008 17:25:30	Bright	37.000	68	18Alp Cas	2.2250	4500.0	74	34721	No
199	GOM_NL__2PRFIN20081020_172648_000000362073_00098_34721_5668.N1	20-OCT-2008 17:26:48	Bright	36.000	76	27Gam Cas	2.3000	30000.	72	34721	No
200	GOM_NL__2PRFIN20081020_173440_000000372073_00098_34721_5669.N1	20-OCT-2008 17:34:40	Bright	36.500	49	1Alp UMi	1.9900	6300.0	73	34721	No
201	GOM_NL__2PRFIN20081020_174255_000000392073_00098_34721_5670.N1	20-OCT-2008 17:42:55	Bright	39.000	36	50Alp UMa	1.8000	6300.0	78	34721	No
202	GOM_NL__2PRFIN20081020_174429_000000452073_00098_34721_5671.N1	20-OCT-2008 17:44:29	Bright	45.000	82	48Bet UMa	2.3650	10600.	90	34721	No
203	GOM_NL__2PRFIN20081020_174757_000000352073_00098_34721_5672.N1	20-OCT-2008 17:47:57	Bright	35.000	174	52Psi UMa	3.0040	4400.0	70	34721	No
204	GOM_NL__2PRFIN20081020_175551_000000412073_00098_34721_5673.N1	20-OCT-2008 17:55:51	Bright	41.000	51	41Gam1Leo	2.0100	4500.0	82	34721	No
205	GOM_NL__2PRFIN20081020_175833_000000432073_00098_34721_5674.N1	20-OCT-2008 17:58:33	Bright	42.500	22	32Alp Leo	1.3600	15200.	85	34721	No
206	GOM_NL__2PRFIN20081020_181549_000000502073_00098_34721_5675.N1	20-OCT-2008 18:15:49	Dark	50.000	65	Lam Vel	2.2040	4400.0	100	34721	No
207	GOM_NL__2PRFIN20081020_181741_000000382073_00098_34721_5676.N1	20-OCT-2008 18:17:41	Dark	38.000	91	Kap Vel	2.4900	26000.	76	34721	No
208	GOM_NL__2PRFIN20081020_181910_000000452073_00099_34722_5671.N1	20-OCT-2008 18:19:10	Dark	45.000	34	Gam2Vel	1.7930	23000.	90	34722	No
209	GOM_NL__2PRFIN20081020_182449_000000492073_00099_34722_5672.N1	20-OCT-2008 18:24:49	Dark	49.000	2	Alp Car	-0.73600	7000.0	98	34722	No
210	GOM_NL__2PRFIN20081020_183155_000000382073_00099_34722_5673.N1	20-OCT-2008 18:31:55	Dark	37.500	143	Alp Hyi	2.8570	7200.0	75	34722	No
211	GOM_NL__2PRFIN20081020_183321_000000492073_00099_34722_5674.N1	20-OCT-2008 18:33:21	Dark	48.500	9	Alp Eri	0.45300	24000.	97	34722	No
212	GOM_NL__2PRFIN20081020_183611_000000442073_00099_34722_5675.N1	20-OCT-2008 18:36:11	Straylight	43.500	157	The1Eri	2.9060	9300.0	87	34722	No
213	GOM_NL__2PRFIN20081020_184449_000000432073_00099_34722_5676.N1	20-OCT-2008 18:44:49	Straylight	42.500	52	16Bet Cet	2.0370	4500.0	85	34722	No
214	GOM_NL__2PRFIN20081020_185421_000000372073_00099_34722_5677.N1	20-OCT-2008 18:54:21	Bright	36.500	140	88Gam Peg	2.8340	26000.	73	34722	No
215	GOM_NL__2PRFIN20081020_185815_000000362073_00099_34722_5678.N1	20-OCT-2008 18:58:15	Bright	35.500	58	21Alp And	2.0730	11000.	71	34722	No
216	GOM_NL__2PRFIN20081020_190025_000000412073_00099_34722_5679.N1	20-OCT-2008 19:00:25	Bright	40.500	53	43Bet And	2.0480	3300.0	81	34722	No
217	GOM_NL__2PRFIN20081020_190606_000000392073_00099_34722_5680.N1	20-OCT-2008 19:06:06	Bright	38.500	68	18Alp Cas	2.2250	4500.0	77	34722	No
218	GOM_NL__2PRFIN20081020_190724_000000372073_00099_34722_5681.N1	20-OCT-2008 19:07:24	Bright	36.500	76	27Gam Cas	2.3000	30000.	73	34722	No
219	GOM_NL__2PRFIN20081020_191516_000000372073_00099_34722_5682.N1	20-OCT-2008 19:15:16	Bright	36.500	49	1Alp UMi	1.9900	6300.0	73	34722	No

220	GOM_NL__2PRFIN20081020_192331_000000342073_00099_34722_5683.N1	20-OCT-2008 19:23:31	Bright	34.000	36	50Alp UMa	1.8000	6300.0	68	34722	No
221	GOM_NL__2PRFIN20081020_192505_000000372073_00099_34722_5684.N1	20-OCT-2008 19:25:05	Bright	36.500	82	48Bet UMa	2.3650	10600.	73	34722	No
222	GOM_NL__2PRFIN20081020_192833_000000352073_00099_34722_5685.N1	20-OCT-2008 19:28:33	Bright	35.000	174	52Psi UMa	3.0040	4400.0	70	34722	No
223	GOM_NL__2PRFIN20081020_193627_000000422073_00099_34722_5686.N1	20-OCT-2008 19:36:27	Bright	42.000	51	41Gam1Leo	2.0100	4500.0	84	34722	No
224	GOM_NL__2PRFIN20081020_193909_000000432073_00099_34722_5687.N1	20-OCT-2008 19:39:09	Bright	42.500	22	32Alp Leo	1.3600	15200.	85	34722	No
225	GOM_NL__2PRFIN20081020_195626_000000492073_00099_34722_5688.N1	20-OCT-2008 19:56:26	Dark	49.000	65	Lam Vel	2.2040	4400.0	98	34722	No
226	GOM_NL__2PRFIN20081020_195817_000000392073_00099_34722_5689.N1	20-OCT-2008 19:58:17	Dark	38.500	91	Kap Vel	2.4900	26000.	77	34722	No
227	GOM_NL__2PRFIN20081020_195947_000000462073_00100_34723_5686.N1	20-OCT-2008 19:59:47	Dark	46.000	34	Gam2Vel	1.7930	23000.	92	34723	No
228	GOM_NL__2PRFIN20081020_200526_000000502073_00100_34723_5687.N1	20-OCT-2008 20:05:26	Dark	49.500	2	Alp Car	-0.73600	7000.0	99	34723	No
229	GOM_NL__2PRFIN20081020_201231_000000372073_00100_34723_5688.N1	20-OCT-2008 20:12:31	Dark	36.500	143	Alp Hyi	2.8570	7200.0	73	34723	No
230	GOM_NL__2PRFIN20081020_201357_000000472073_00100_34723_5689.N1	20-OCT-2008 20:13:57	Dark	47.000	9	Alp Eri	0.45300	24000.	94	34723	No
231	GOM_NL__2PRFIN20081020_201647_000000452073_00100_34723_5690.N1	20-OCT-2008 20:16:47	Straylight	44.500	157	The1Eri	2.9060	9300.0	89	34723	No
232	GOM_NL__2PRFIN20081020_202525_000000412073_00100_34723_5691.N1	20-OCT-2008 20:25:25	Straylight	41.000	52	16Bet Cet	2.0370	4500.0	82	34723	No
233	GOM_NL__2PRFIN20081020_203457_000000362073_00100_34723_5692.N1	20-OCT-2008 20:34:57	Bright	35.500	140	88Gam Peg	2.8340	26000.	71	34723	No
234	GOM_NL__2PRFIN20081020_203851_000000362073_00100_34723_5693.N1	20-OCT-2008 20:38:51	Bright	36.000	58	21Alp And	2.0730	11000.	72	34723	No
235	GOM_NL__2PRFIN20081020_204101_000000412073_00100_34723_5694.N1	20-OCT-2008 20:41:01	Bright	41.000	53	43Bet And	2.0480	3300.0	82	34723	No
236	GOM_NL__2PRFIN20081020_204642_000000342073_00100_34723_5695.N1	20-OCT-2008 20:46:42	Bright	34.000	68	18Alp Cas	2.2250	4500.0	68	34723	No
237	GOM_NL__2PRFIN20081020_204800_000000372073_00100_34723_5696.N1	20-OCT-2008 20:48:00	Bright	37.000	76	27Gam Cas	2.3000	30000.	74	34723	No
238	GOM_NL__2PRFIN20081020_205552_000000372073_00100_34723_5697.N1	20-OCT-2008 20:55:52	Bright	36.500	49	1Alp UMi	1.9900	6300.0	73	34723	No
239	GOM_NL__2PRFIN20081020_210407_000000372073_00100_34723_5698.N1	20-OCT-2008 21:04:07	Bright	37.000	36	50Alp UMa	1.8000	6300.0	74	34723	No
240	GOM_NL__2PRFIN20081020_210541_000000382073_00100_34723_5699.N1	20-OCT-2008 21:05:41	Bright	37.500	82	48Bet UMa	2.3650	10600.	75	34723	No
241	GOM_NL__2PRFIN20081020_210909_000000372073_00100_34723_5700.N1	20-OCT-2008 21:09:09	Bright	37.000	174	52Psi UMa	3.0040	4400.0	74	34723	No
242	GOM_NL__2PRFIN20081020_211703_000000392073_00100_34723_5701.N1	20-OCT-2008 21:17:03	Bright	39.000	51	41Gam1Leo	2.0100	4500.0	78	34723	No
243	GOM_NL__2PRFIN20081020_211946_000000442073_00100_34723_5702.N1	20-OCT-2008 21:19:46	Bright	43.500	22	32Alp Leo	1.3600	15200.	87	34723	No
244	GOM_NL__2PRFIN20081020_213702_000000542073_00100_34723_5703.N1	20-OCT-2008 21:37:02	Dark	54.000	65	Lam Vel	2.2040	4400.0	108	34723	No
245	GOM_NL__2PRFIN20081020_213854_000000382073_00100_34723_5704.N1	20-OCT-2008 21:38:54	Dark	37.500	91	Kap Vel	2.4900	26000.	75	34723	No
246	GOM_NL__2PRFIN20081020_214024_000000422073_00101_34724_5710.N1	20-OCT-2008 21:40:24	Dark	42.000	34	Gam2Vel	1.7930	23000.	84	34724	No
247	GOM_NL__2PRFIN20081020_214603_000000482073_00101_34724_5711.N1	20-OCT-2008 21:46:03	Dark	48.000	2	Alp Car	-0.73600	7000.0	96	34724	No
248	GOM_NL__2PRFIN20081020_215308_000000382073_00101_34724_5712.N1	20-OCT-2008 21:53:08	Dark	37.500	143	Alp Hyi	2.8570	7200.0	75	34724	No
249	GOM_NL__2PRFIN20081020_215433_000000442073_00101_34724_5713.N1	20-OCT-2008 21:54:33	Dark	43.500	9	Alp Eri	0.45300	24000.	87	34724	No
250	GOM_NL__2PRFIN20081020_215724_000000442073_00101_34724_5714.N1	20-OCT-2008 21:57:24	Straylight	43.500	157	The1Eri	2.9060	9300.0	87	34724	No
251	GOM_NL__2PRFIN20081020_220601_000000412073_00101_34724_5715.N1	20-OCT-2008 22:06:01	Straylight	40.500	52	16Bet Cet	2.0370	4500.0	81	34724	No
252	GOM_NL__2PRFIN20081020_221533_000000362073_00101_34724_5716.N1	20-OCT-2008 22:15:33	Bright	35.500	140	88Gam Peg	2.8340	26000.	71	34724	No
253	GOM_NL__2PRFIN20081020_221927_000000372073_00101_34724_5717.N1	20-OCT-2008 22:19:27	Bright	36.500	58	21Alp And	2.0730	11000.	73	34724	No
254	GOM_NL__2PRFIN20081020_222136_000000402073_00101_34724_5718.N1	20-OCT-2008 22:21:36	Bright	39.500	53	43Bet And	2.0480	3300.0	79	34724	No
255	GOM_NL__2PRFIN20081020_222717_000000372073_00101_34724_5719.N1	20-OCT-2008 22:27:17	Bright	36.500	68	18Alp Cas	2.2250	4500.0	73	34724	No
256	GOM_NL__2PRFIN20081020_222836_000000372073_00101_34724_5720.N1	20-OCT-2008 22:28:36	Bright	36.500	76	27Gam Cas	2.3000	30000.	73	34724	No
257	GOM_NL__2PRFIN20081020_223627_000000362073_00101_34724_5721.N1	20-OCT-2008 22:36:27	Bright	35.500	49	1Alp UMi	1.9900	6300.0	71	34724	No
258	GOM_NL__2PRFIN20081020_224442_000000392073_00101_34724_5722.N1	20-OCT-2008 22:44:42	Bright	38.500	36	50Alp UMa	1.8000	6300.0	77	34724	No
259	GOM_NL__2PRFIN20081020_224617_000000362073_00101_34724_5723.N1	20-OCT-2008 22:46:17	Bright	36.000	82	48Bet UMa	2.3650	10600.	72	34724	No
260	GOM_NL__2PRFIN20081020_224945_000000362073_00101_34724_5724.N1	20-OCT-2008 22:49:45	Bright	36.000	174	52Psi UMa	3.0040	4400.0	72	34724	No
261	GOM_NL__2PRFIN20081020_225739_000000412073_00101_34724_5725.N1	20-OCT-2008 22:57:39	Bright	40.500	51	41Gam1Leo	2.0100	4500.0	81	34724	No
262	GOM_NL__2PRFIN20081020_230022_000000612073_00101_34724_5726.N1	20-OCT-2008 23:00:22	Bright	60.500	22	32Alp Leo	1.3600	15200.	121	34724	No
263	GOM_NL__2PRFIN20081020_231739_000000532073_00101_34724_5727.N1	20-OCT-2008 23:17:39	Dark	52.500	65	Lam Vel	2.2040	4400.0	105	34724	No
264	GOM_NL__2PRFIN20081020_232038_000000402073_00102_34725_5725.N1	20-OCT-2008 23:20:38	Dark	39.500	46	Del Vel	1.9540	10600.	79	34725	No
265	GOM_NL__2PRFIN20081020_232639_000000482073_00102_34725_5726.N1	20-OCT-2008 23:26:39	Dark	48.000	2	Alp Car	-0.73600	7000.0	96	34725	No
266	GOM_NL__2PRFIN20081020_233344_000000372073_00102_34725_5727.N1	20-OCT-2008 23:33:44	Dark	37.000	143	Alp Hyi	2.8570	7200.0	74	34725	No
267	GOM_NL__2PRFIN20081020_233509_000000392073_00102_34725_5728.N1	20-OCT-2008 23:35:09	Dark	39.000	9	Alp Eri	0.45300	24000.	78	34725	No
268	GOM_NL__2PRFIN20081020_233800_000000442073_00102_34725_5729.N1	20-OCT-2008 23:38:00	Straylight	43.500	157	The1Eri	2.9060	9300.0	87	34725	No
269	GOM_NL__2PRFIN20081020_234637_000000412073_00102_34725_5730.N1	20-OCT-2008 23:46:37	Straylight	41.000	52	16Bet Cet	2.0370	4500.0	82	34725	No
270	GOM_NL__2PRFIN20081020_235608_000000352073_00102_34725_5731.N1	20-OCT-2008 23:56:08	Bright	35.000	140	88Gam Peg	2.8340	26000.	70	34725	No

### 3. Quality information per product

In this section it is plotted some information contained in the Quality Summary data set of the level 2 products. Only products in dark limb conditions and without errors (error flag in the MPH set to "0") are used.

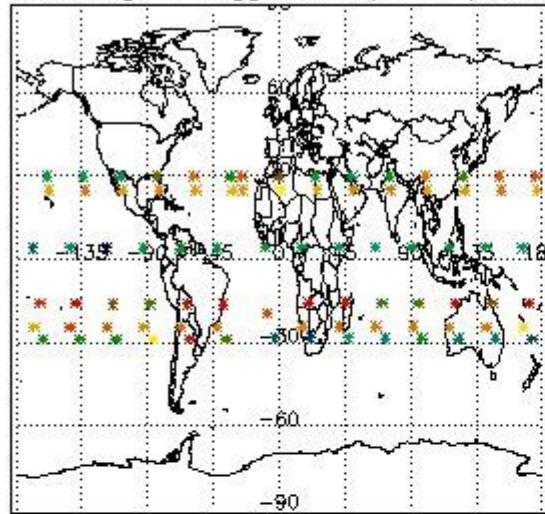
3.1 Plot quality information per product (time dependant)



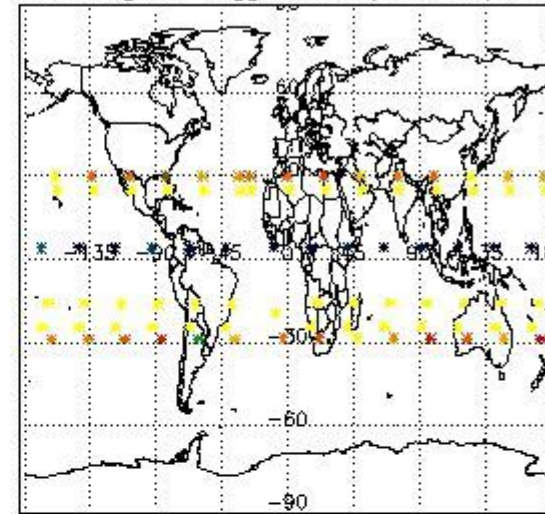
3.2 Plot quality information per product (world map)



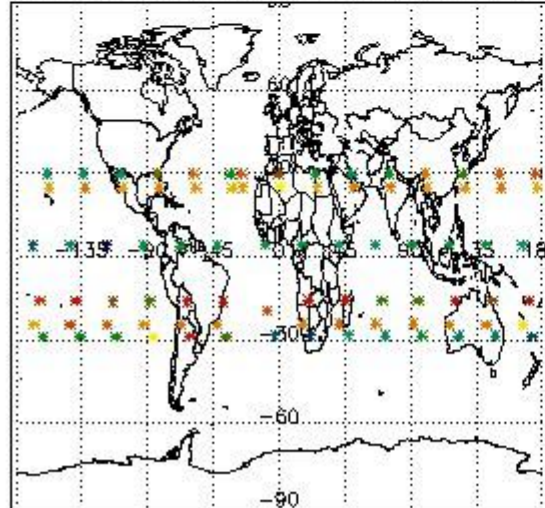
Percentage of flagged data per O3 profile



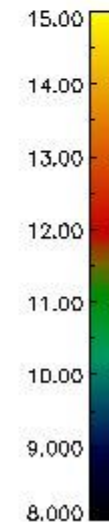
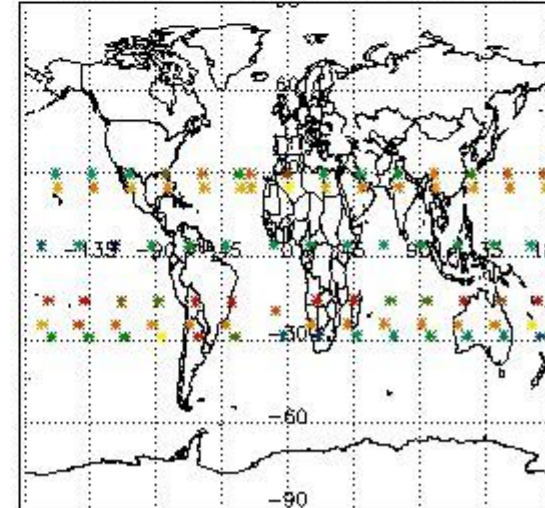
Percentage of flagged data per H2O profile



Percentage of flagged data per NO2 profile



Percentage of flagged data per NO3 profile



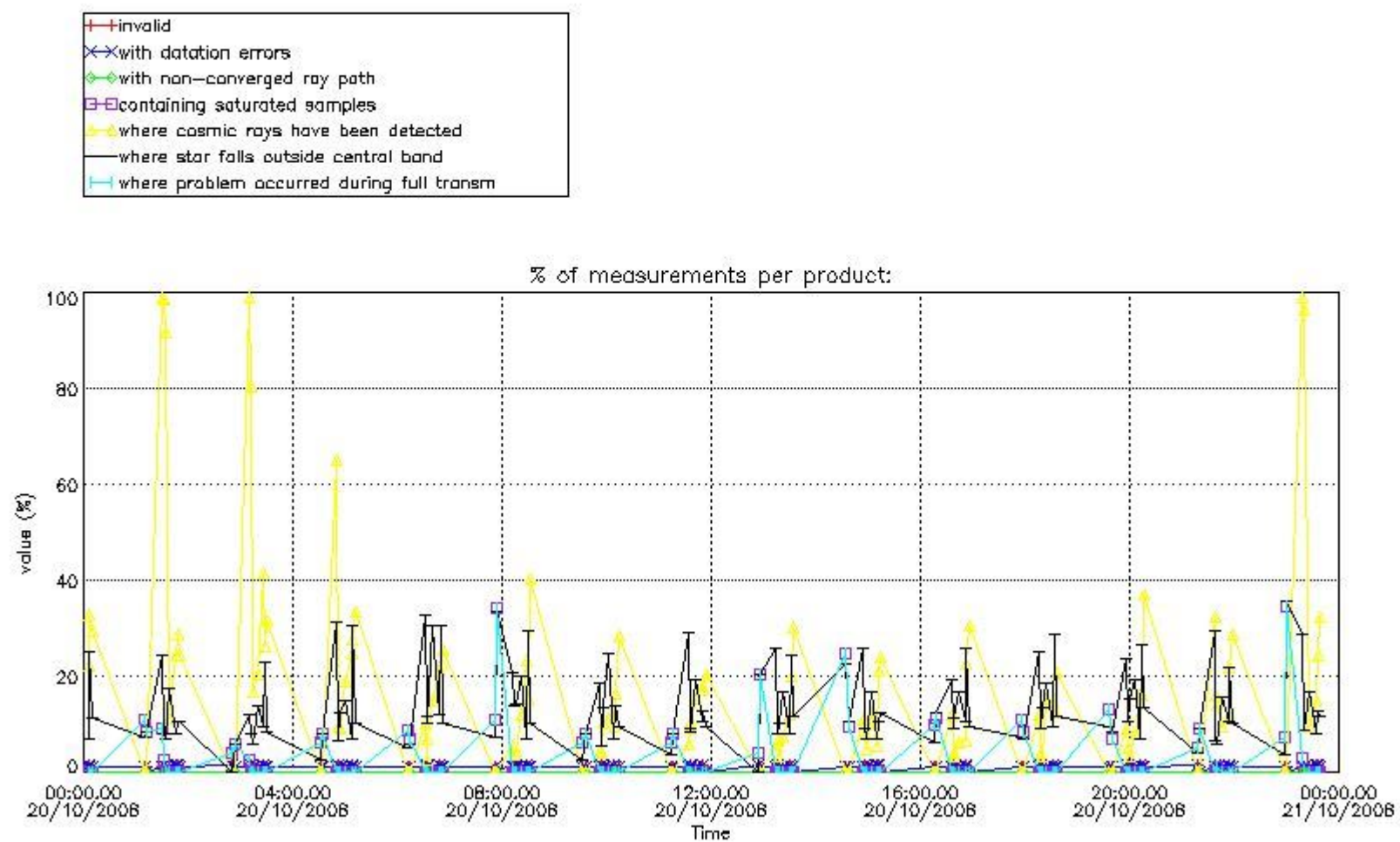
#### 4. Level 1 quality information per product

In this section it is plotted some information contained in the Quality Summary data set of the level 2 products that comes from the level 1b processing. Products without errors (error flag in the MPH set to "0") are used.

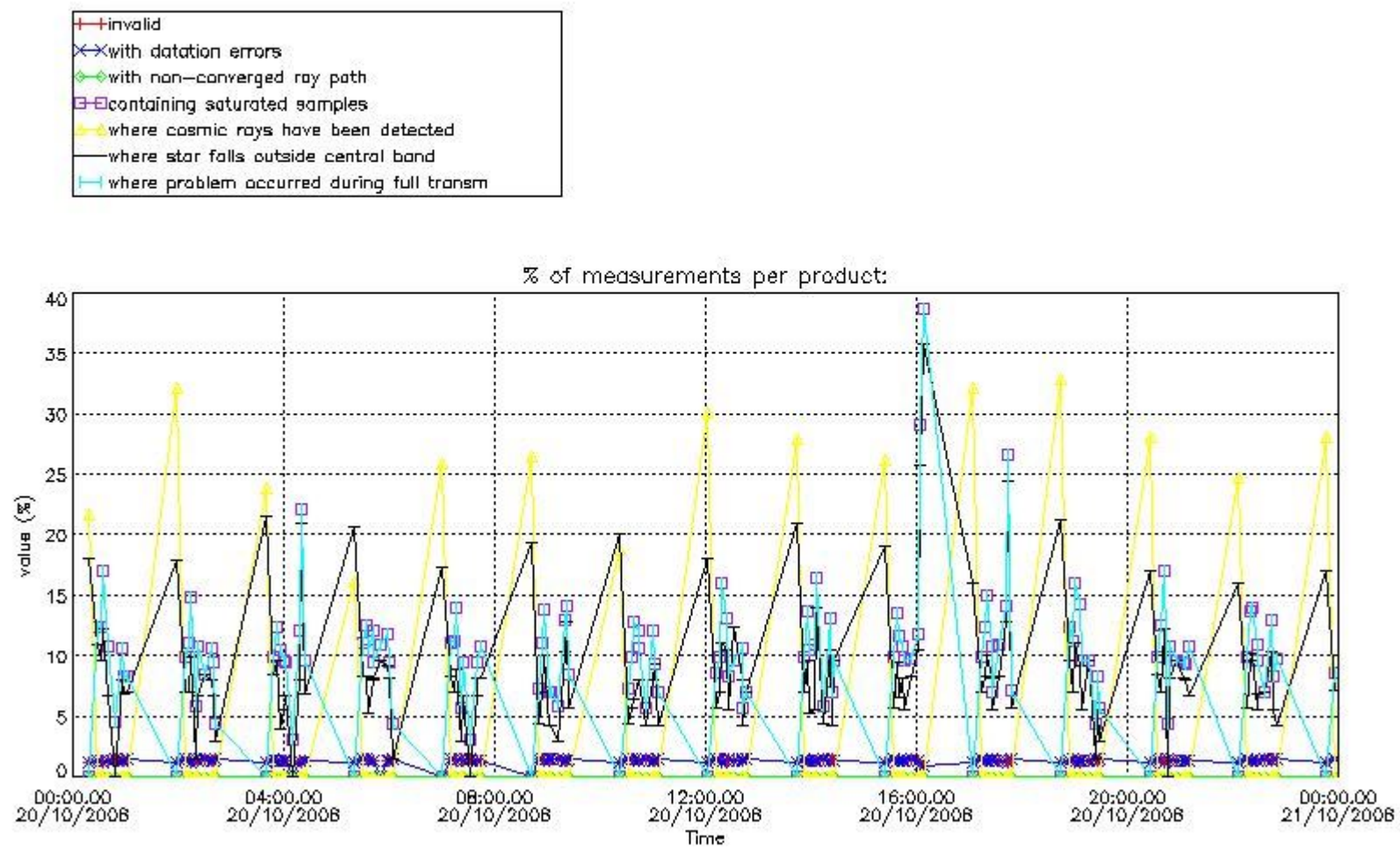
##### 4.1 Plot quality information per product (time dependant) coming from level 1b processing

###### 4.1.1 Plot level 1 quality information per product (time dependant): ENVISAT ASCENDING passes



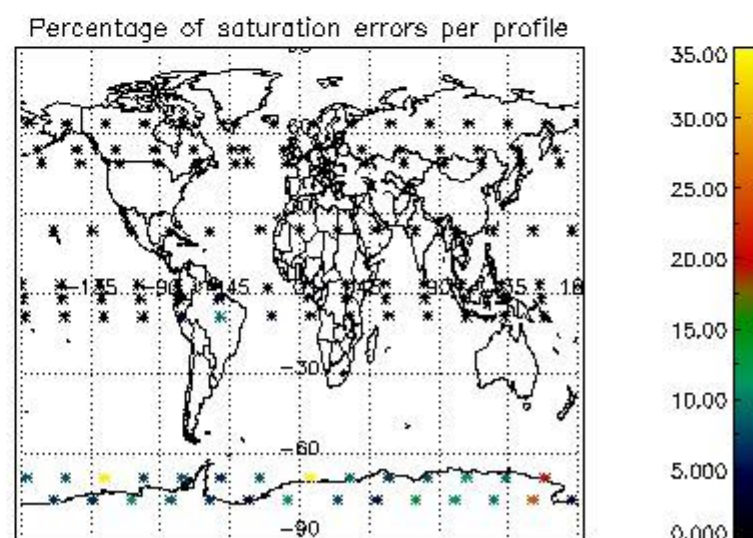
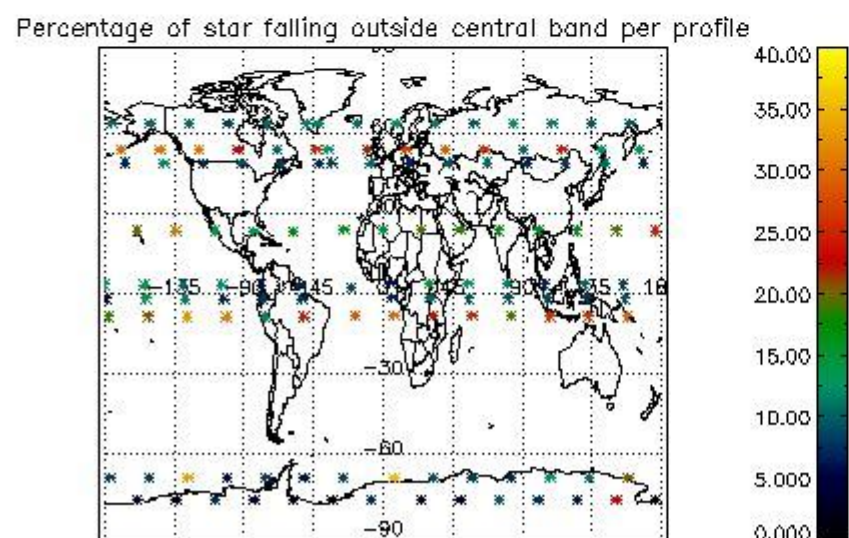
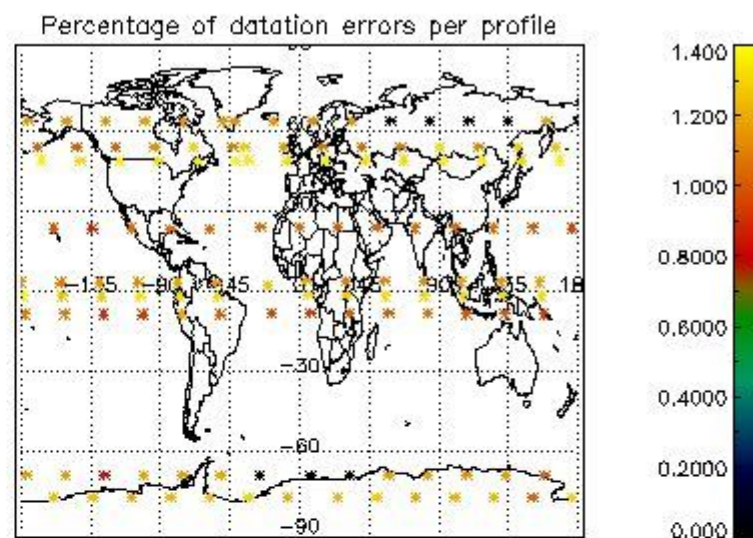
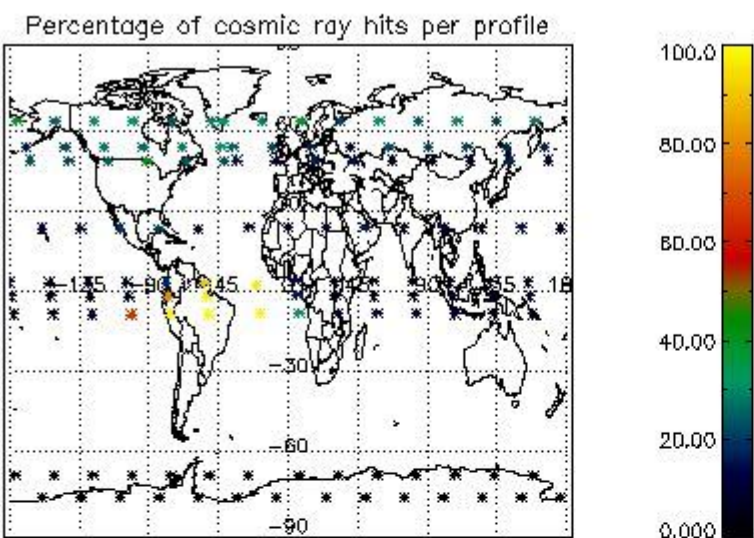


4.1.2 Plot level 1 quality information per product (time dependant): ENVI SAT DESCENDING passes



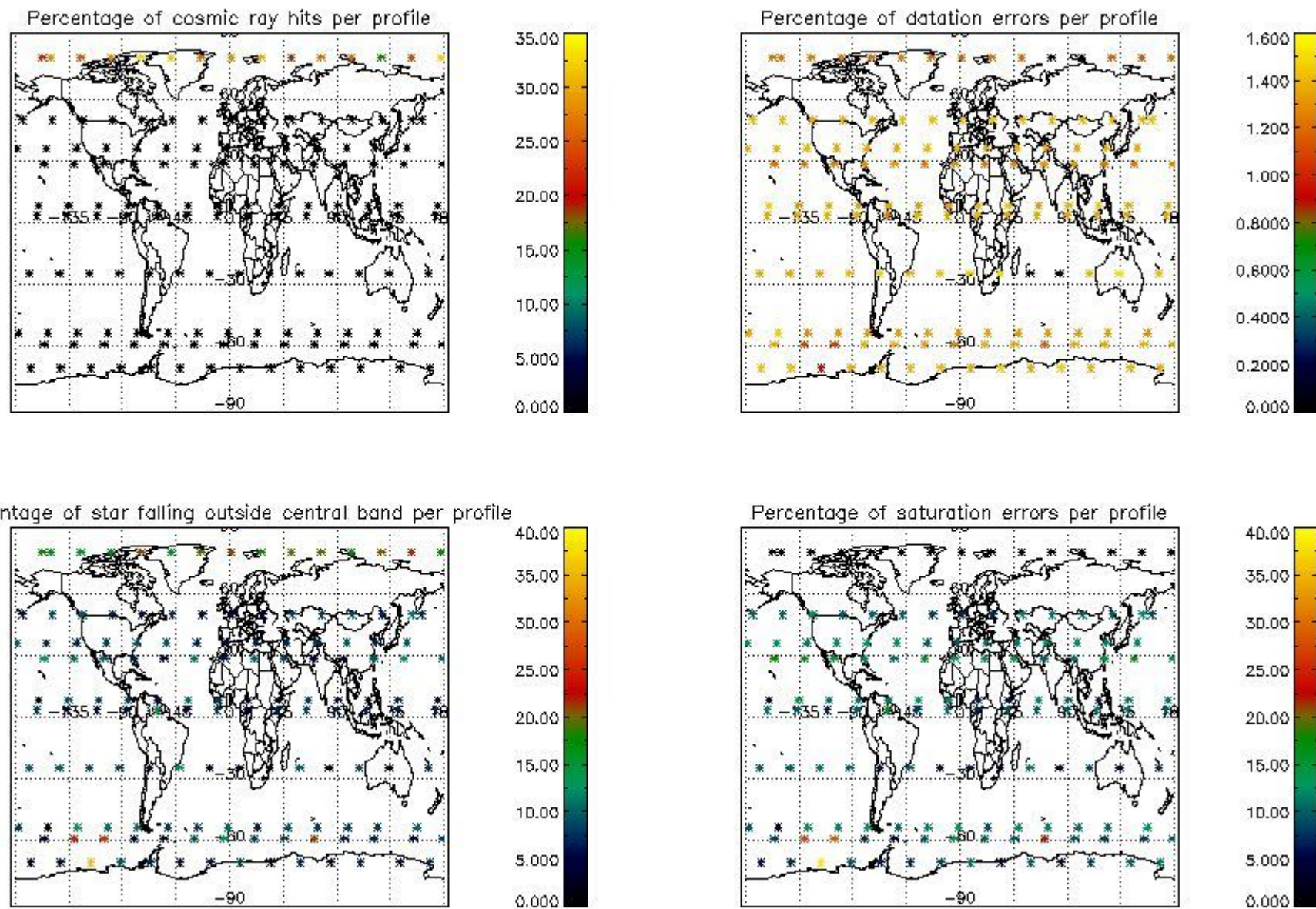
4.2 Plot quality information per product coming from level 1b processing (world map)

4.2.1 Plot level 1 quality information per product (world map): ENVISAT ASCENDING passes



4.2.2 Plot level 1 quality information per product (world map): ENVISAT DESCENDING passes





## 5. Trace gas profiles

### 5.1 Ozone statistics based on quality of products

The final quality of the products can be "measured" using the STD (Standard Deviation) attached to every point profile. This information is written to the parameter GOM\_NL\_\_2P/NL\_LOCAL\_SPECIES\_DENSITY/o3\_std of the level 2 products. The table below shows the statistics for given STD ranges.

The statistics are given with respect to the overall valid production:

- Products without fatal errors: GOM\_NL\_\_2P/MPH/PRODUCT\_ERR=0
- Valid point profile: GOM\_NL\_\_2P/NL\_LOCAL\_SPECIES\_DENSITY/pcd(0)=0

The 'Criteria' is applied to valid points of dark limb products:

- Products in dark limb illumination condition: GOM\_NL\_\_2P/NL\_SUMMARY\_QUALITY/obs\_ill\_cond=0
- Products without fatal errors: GOM\_NL\_\_2P/MPH/PRODUCT\_ERR=0
- Valid point profile: GOM\_NL\_\_2P/NL\_LOCAL\_SPECIES\_DENSITY/pcd(0)=0

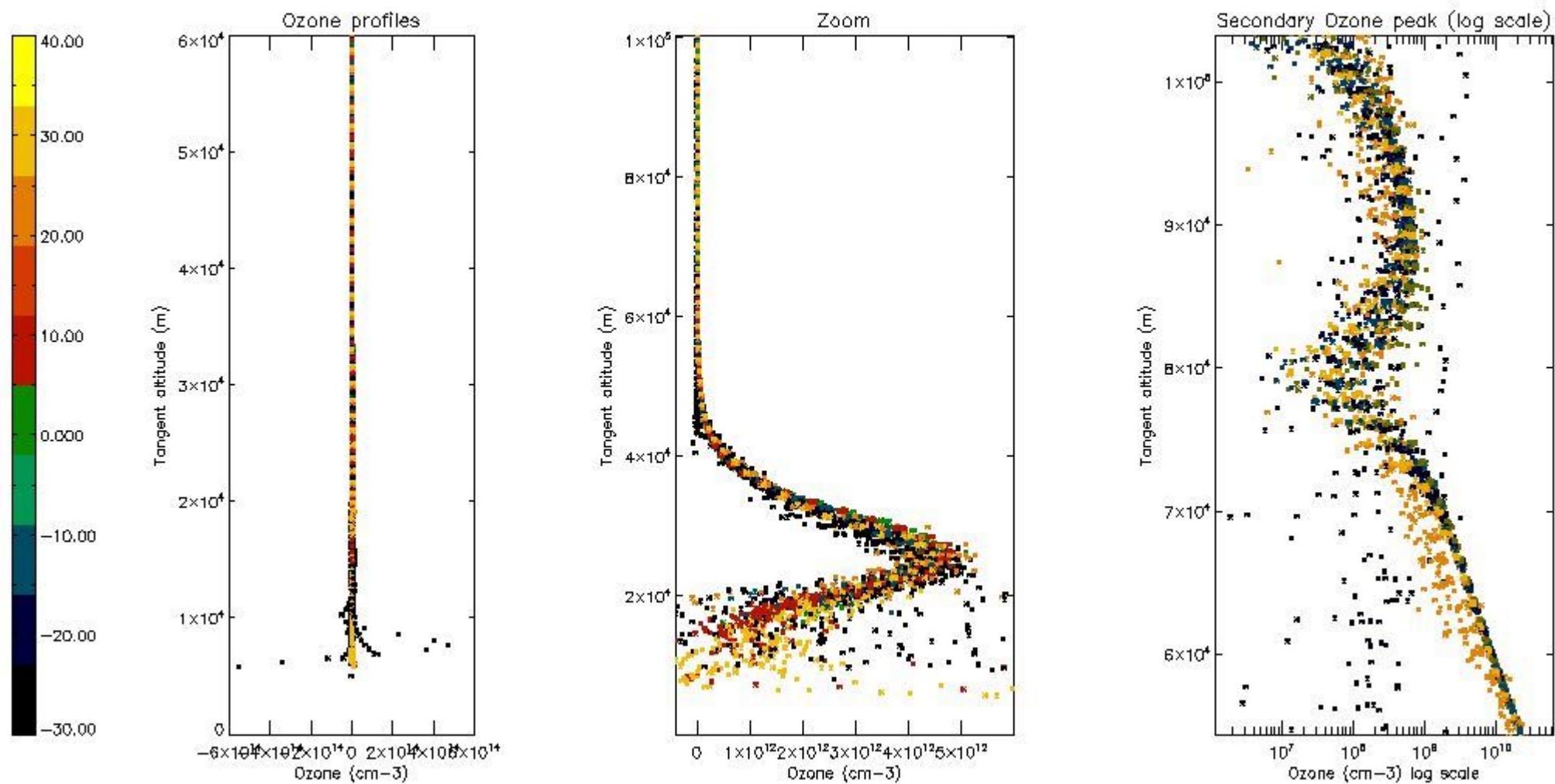
So, the table below shows the percentage of dark limb and valid observations for each criteria with respect to the overall valid daily observations.

Criteria	% of total production
All STD	35
STD < 20	21

STD < 10	17
STD < 5	12

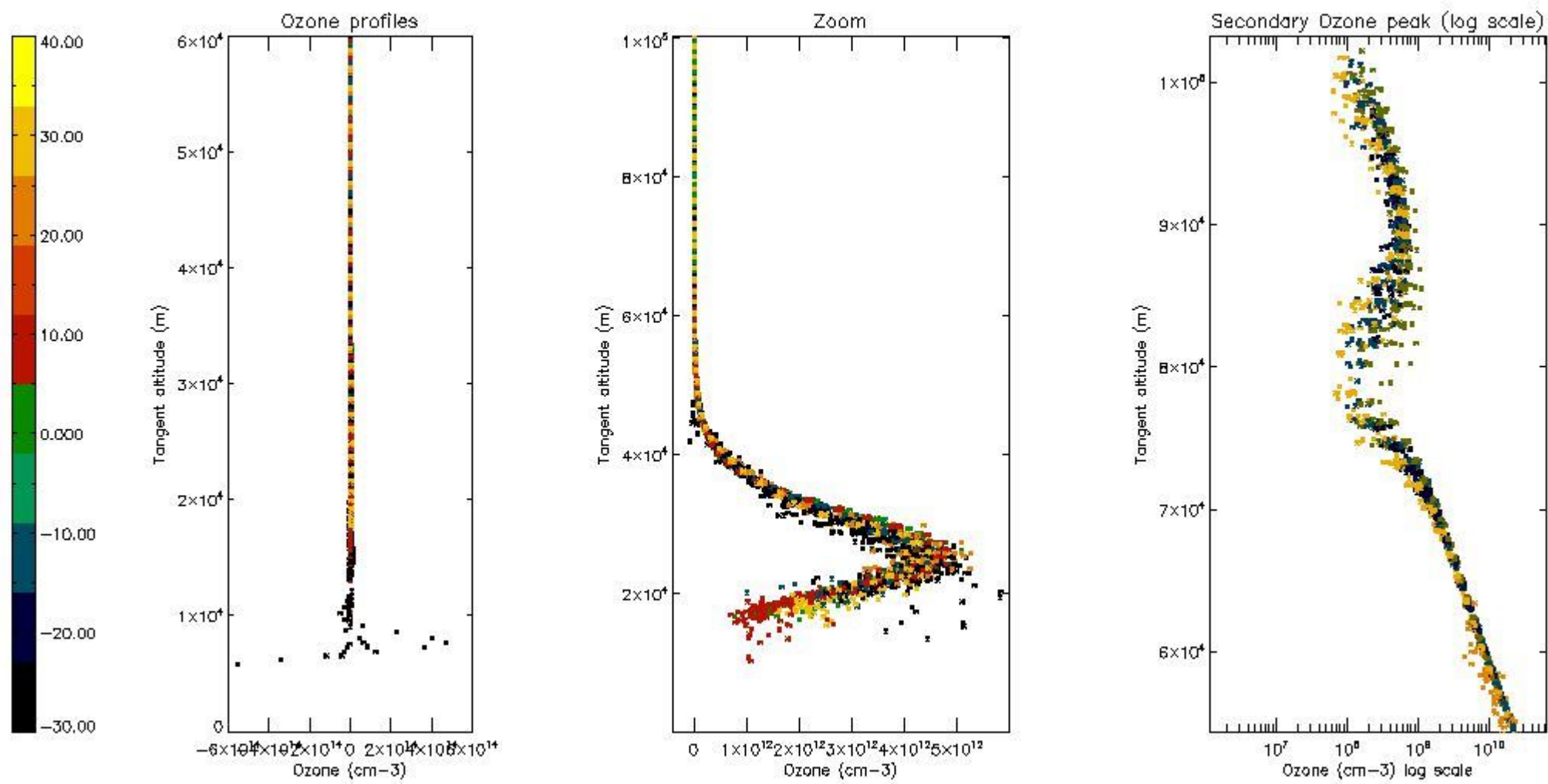
5.2 Plot ozone profiles for all STD (dark without errors)

The colorbar represents the latitude.



5.3 Plot ozone profiles where STD < 20% (dark without errors)

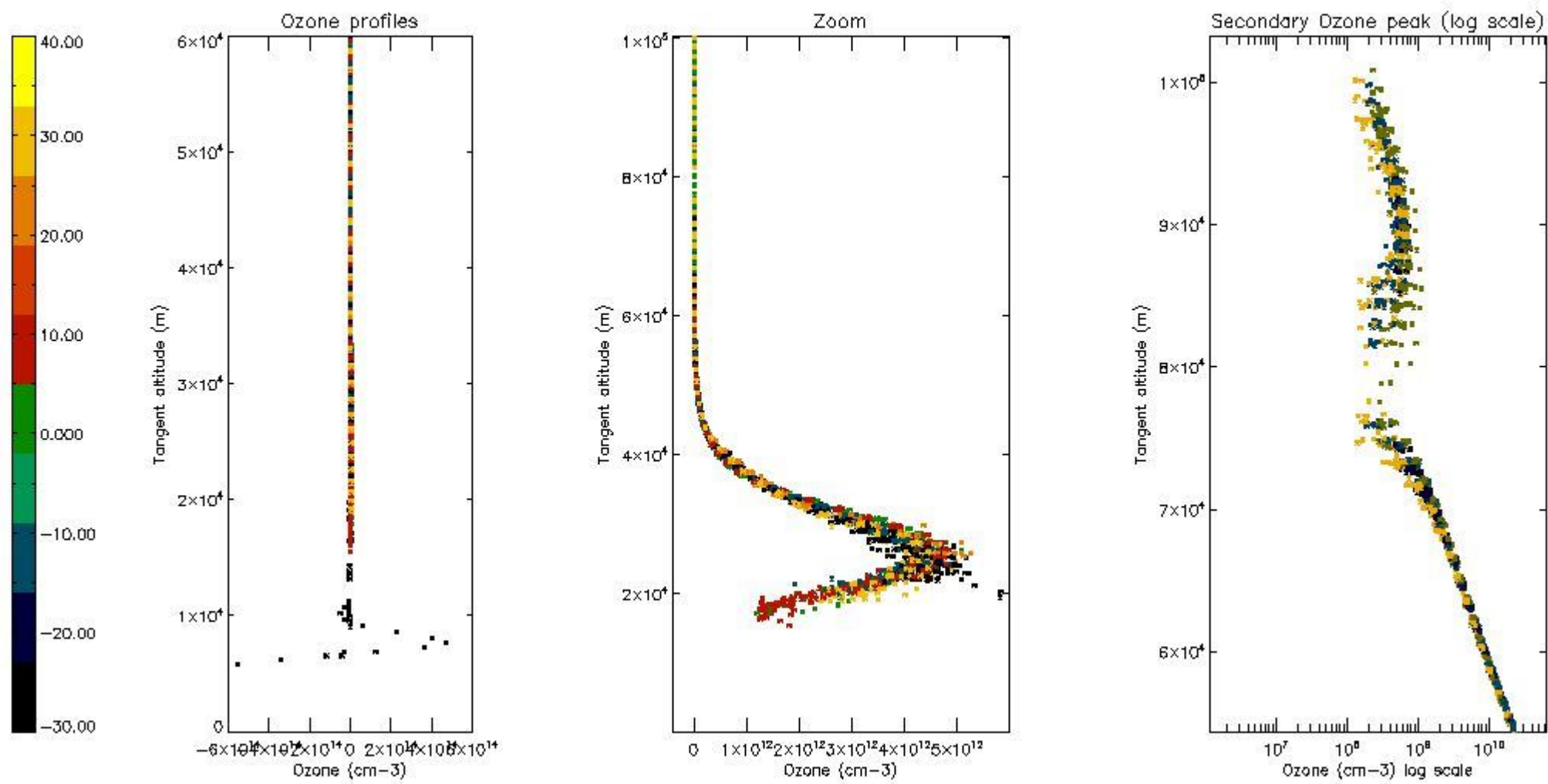
The colorbar represents the latitude.



*5.4 Plot ozone profiles where STD < 10% (dark without errors)*

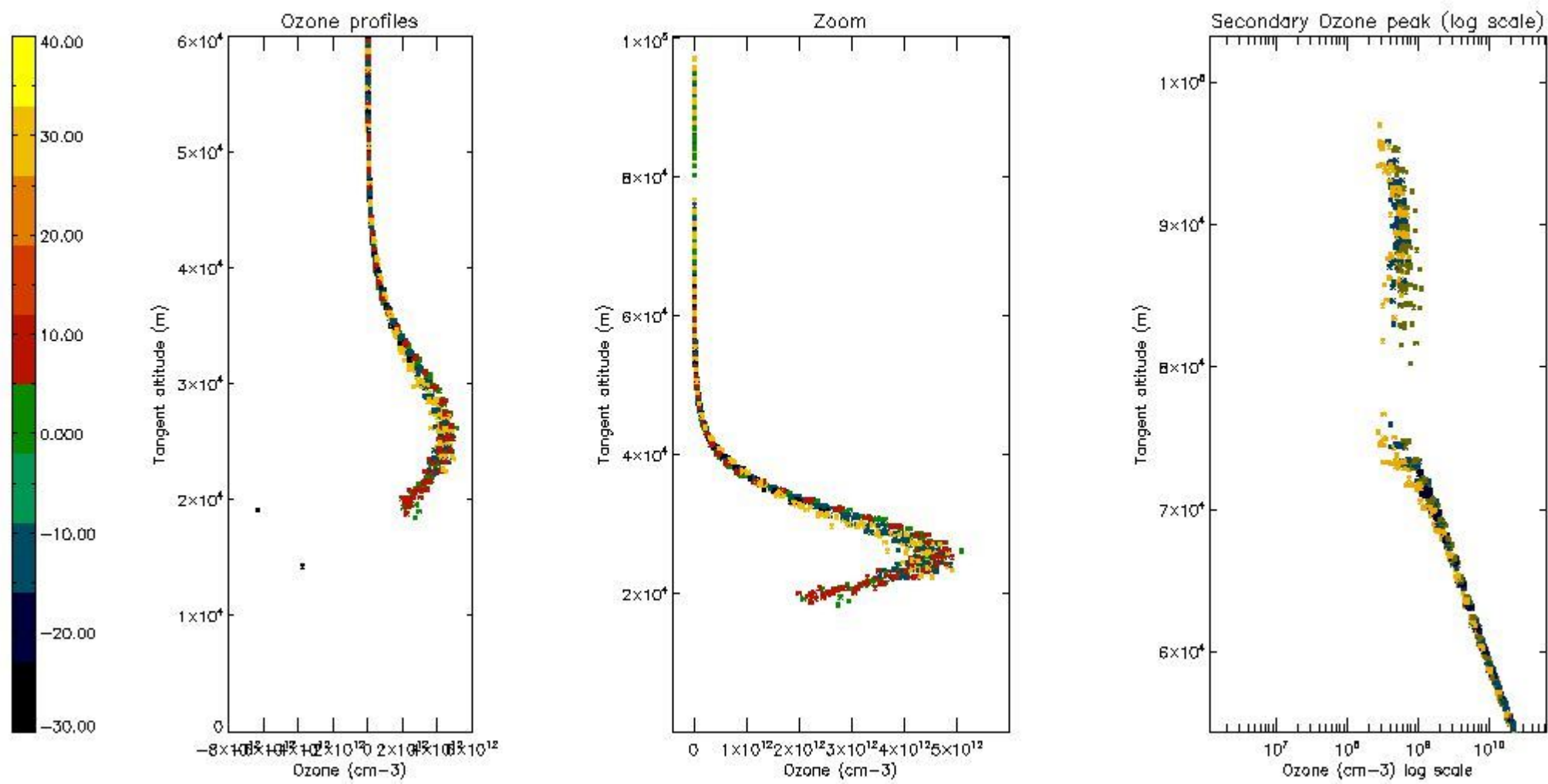
The colorbar represents the latitude.





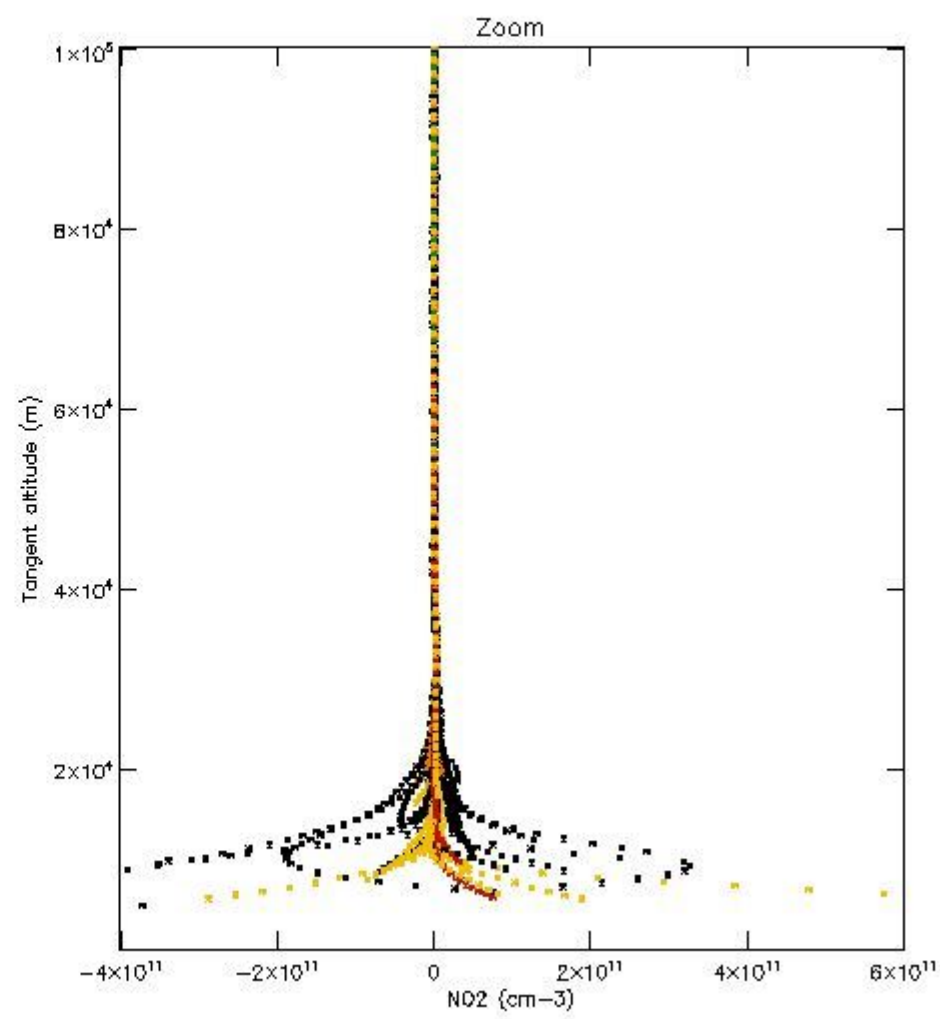
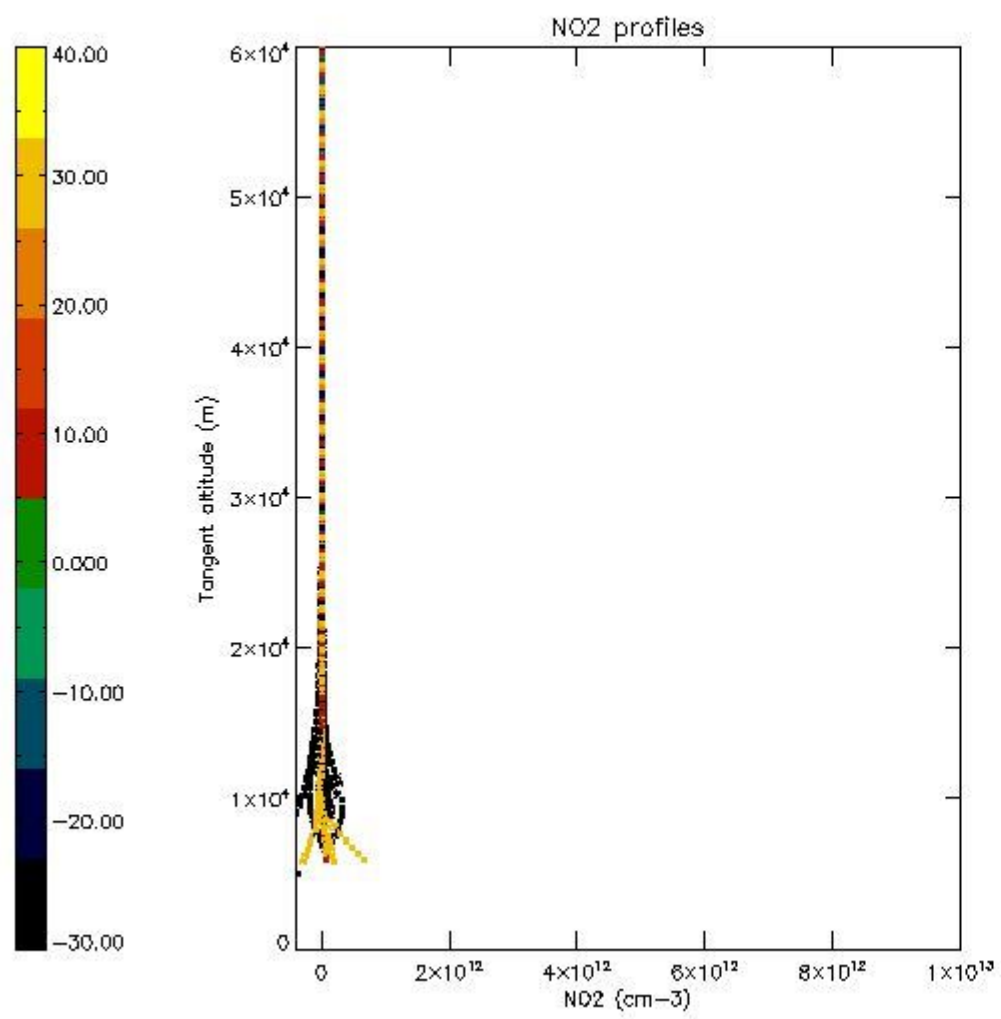
*5.5 Plot ozone profiles where STD < 5% (dark without errors)*

The colorbar represents the latitude.



*5.6 Plot NO<sub>2</sub> profiles for all STD (dark without errors)*

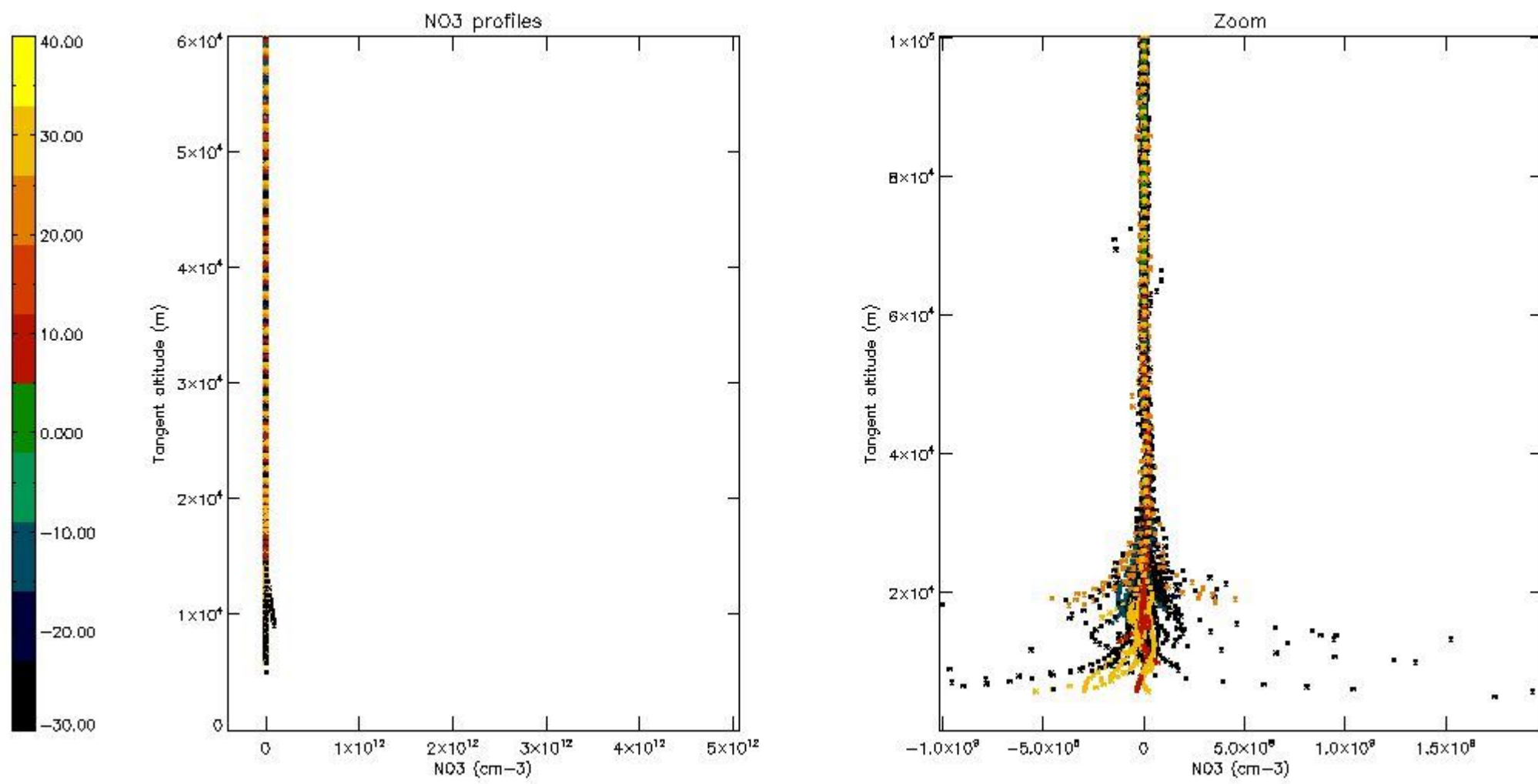
The colorbar represents the latitude.



*5.7 Plot NO3 profiles for all STD (dark without errors)*

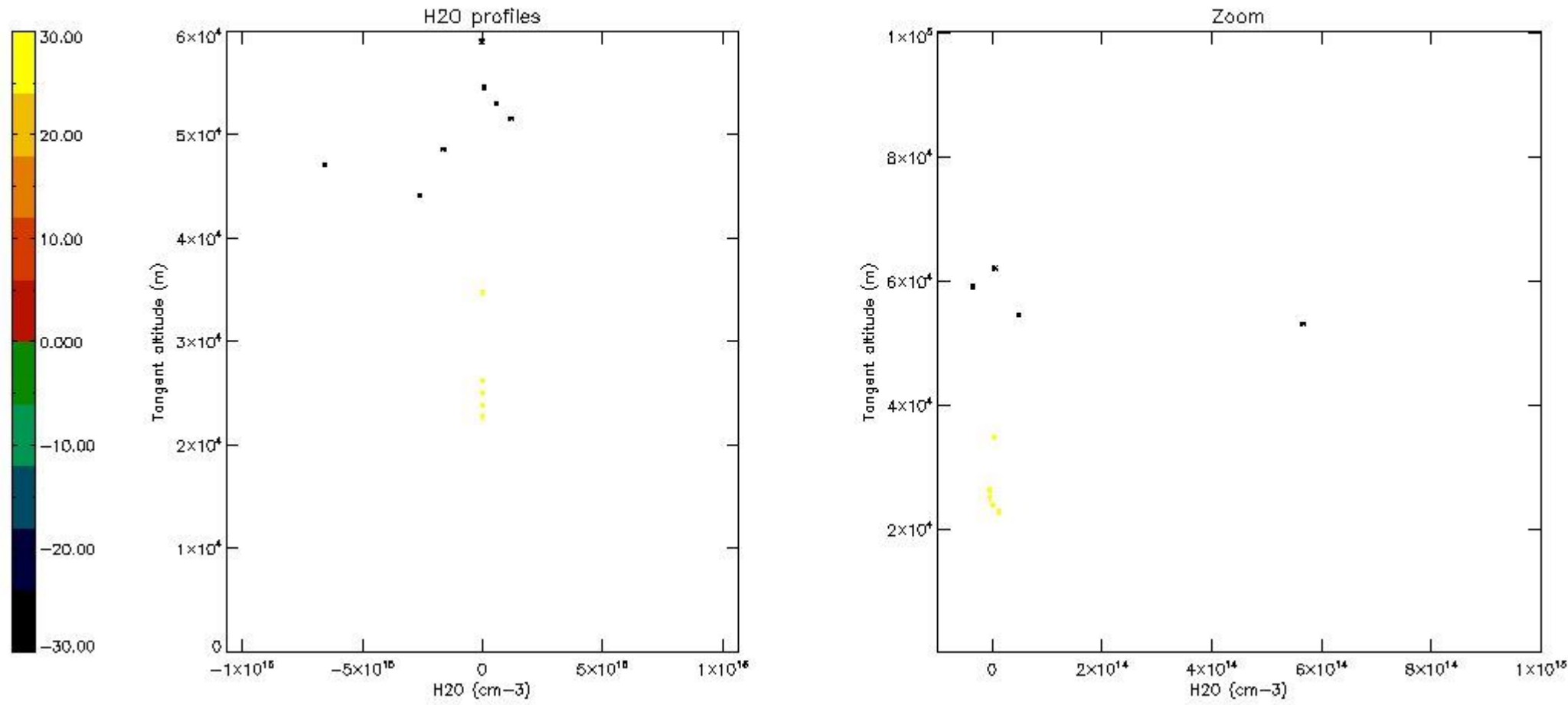
The colorbar represents the latitude.





*5.8 Plot H2O profiles for all STD (only for occultations of stars 1,2,3,4,13,14,16,26,63 dark without errors)*

The colorbar represents the latitude.



## 6. Auxiliary Data Files used for the production reported in section 2

The number reported in the third column indicates since which file (see list in section 2) the corresponding auxiliary file has been used. The fourth column is the date of those product files.

Type	Auxiliary Filename	Used since product	Used since product date
INST_PHYS_CHARACTERISTICS	GOM_INS_AXVIEC20091111_143220_20030716_120000_20500101_000000	1	20-OCT-2008 00:05:17
LEVEL-2_PROC_CONFIG	GOM_PR2_AXVIEC20091111_152718_20020301_000000_20500101_000000	1	20-OCT-2008 00:05:17
CROSS_SECTIONS_FILE	GOM_CRS_AXVIEC20091111_154832_20020301_000000_20500101_000000	1	20-OCT-2008 00:05:17

# GOMOS Level 2 Daily Report

## SUMMARY

### [1. General Info](#)

### [2. Summary of processed GOM\\_NL\\_2P products](#)

### [3. Level 2 Quality information per product](#)

#### [3.1 Plot of level 2 quality information per product \(time dependant\)](#)

#### [3.2 Plot of level 2 quality information per product \(world map\)](#)

### [4. Level 1 Quality information per product \(stored on level 2 products\)](#)

#### [4.1 Plot of level 1 quality information per product \(time dependant\)](#)

##### [4.1.1 Plot of level 1 quality information per product \(time dependant\): ASCENDING](#)

##### [4.1.2 Plot of level 1 quality information per product \(time dependant\): DESCENDING](#)

#### [4.2 Plot of level 1 quality information per product \(world map\)](#)

##### [4.2.1 Plot of level 1 quality information per product \(world map\): ASCENDING](#)

##### [4.2.2 Plot of level 1 quality information per product \(world map\): DESCENDING](#)

### [5. Ozone profiles based on quality statistics and other trace gas profiles](#)

#### [5.1 Ozone statistics based on quality of products](#)

#### [5.2 Plot ozone profiles for all STD \(dark without errors\)](#)

#### [5.3 Plot ozone profiles where STD < 20% \(dark without errors\)](#)

#### [5.4. Plot ozone profiles where STD < 10% \(dark without errors\)](#)

#### [5.5. Plot ozone profiles where STD < 5% \(dark without errors\)](#)

#### [5.6 Plot NO2 profiles for all STD \(dark without errors\)](#)

#### [5.7 Plot NO3 profiles for all STD \(dark without errors\)](#)

#### [5.8 Plot H2O profiles \(only for occultations of stars 1,2,3,4,13,14,16,26,63 dark without errors\) for all STD](#)

### [6. Auxiliary Data Files used for the production reported in section 2](#)



This report presents the daily analysis on parameters extracted from GOMOS level 2 data (GOM\_NL\_\_2P). It is intended to monitor some important parameters that will impact the quality of these products. A list of level 2 products (and content) that have arrived during the reporting day to the PCF is also given.

Item	Value
Time of report generation	25APR2013 21:12:22
Data source version	GOMOS/6.01
Start time of products	20-10-2008 (20OCT2008 00:00:00)
Stop time of products	21-10-2008 (21OCT2008 00:00:00)
Store outputs in DB	Yes
Nb of level 2 prods	270
Nb of prods with errors	0

## 2. Summary of processed GOM\_NL\_\_2P products.

Nr	Filename	UTC Start time	Limb	Duration	Star Id	Star Name	Star Mag	Star Temp	Nb Meas	Orbit	Prod. error
1	GOM_NL__2PRFIN20081020_000517_000000362073_00088_34711_5519.N1	20-OCT-2008 00:05:17	Dark	36.000	143	Alp Hyi	2.8570	7200.0	72	34711	No
2	GOM_NL__2PRFIN20081020_000643_000000462073_00088_34711_5520.N1	20-OCT-2008 00:06:43	Dark	46.000	9	Alp Eri	0.45300	24000.	92	34711	No
3	GOM_NL__2PRFIN20081020_000931_000000442073_00088_34711_5521.N1	20-OCT-2008 00:09:31	Straylight	44.000	157	The1Eri	2.9060	9300.0	88	34711	No
4	GOM_NL__2PRFIN20081020_001812_000000422073_00088_34711_5522.N1	20-OCT-2008 00:18:12	Straylight	41.500	52	16Bet Cet	2.0370	4500.0	83	34711	No
5	GOM_NL__2PRFIN20081020_002744_000000372073_00088_34711_5523.N1	20-OCT-2008 00:27:44	Bright	36.500	140	88Gam Peg	2.8340	26000.	73	34711	No
6	GOM_NL__2PRFIN20081020_003139_000000372073_00088_34711_5524.N1	20-OCT-2008 00:31:39	Bright	36.500	58	21Alp And	2.0730	11000.	73	34711	No
7	GOM_NL__2PRFIN20081020_003352_000000412073_00088_34711_5525.N1	20-OCT-2008 00:33:52	Bright	41.000	53	43Bet And	2.0480	3300.0	82	34711	No
8	GOM_NL__2PRFIN20081020_003932_000000372073_00088_34711_5526.N1	20-OCT-2008 00:39:32	Bright	37.000	68	18Alp Cas	2.2250	4500.0	74	34711	No
9	GOM_NL__2PRFIN20081020_004051_000000372073_00088_34711_5527.N1	20-OCT-2008 00:40:51	Bright	37.000	76	27Gam Cas	2.3000	30000.	74	34711	No
10	GOM_NL__2PRFIN20081020_004840_000000332073_00088_34711_5528.N1	20-OCT-2008 00:48:40	Bright	33.000	49	1Alp UMi	1.9900	6300.0	66	34711	No
11	GOM_NL__2PRFIN20081020_005655_000000382073_00088_34711_5529.N1	20-OCT-2008 00:56:55	Bright	37.500	36	50Alp UMa	1.8000	6300.0	75	34711	No
12	GOM_NL__2PRFIN20081020_005830_000000372073_00088_34711_5530.N1	20-OCT-2008 00:58:30	Bright	36.500	82	48Bet UMa	2.3650	10600.	73	34711	No
13	GOM_NL__2PRFIN20081020_010157_000000362073_00088_34711_5531.N1	20-OCT-2008 01:01:57	Bright	36.000	174	52Psi UMa	3.0040	4400.0	72	34711	No
14	GOM_NL__2PRFIN20081020_010948_000000422073_00088_34711_5532.N1	20-OCT-2008 01:09:48	Bright	41.500	51	41Gam1Leo	2.0100	4500.0	83	34711	No
15	GOM_NL__2PRFIN20081020_011229_000000432073_00088_34711_5533.N1	20-OCT-2008 01:12:29	Bright	42.500	22	32Alp Leo	1.3600	15200.	85	34711	No
16	GOM_NL__2PRFIN20081020_012943_000000492073_00088_34711_5534.N1	20-OCT-2008 01:29:43	Dark	49.000	65	Lam Vel	2.2040	4400.0	98	34711	No
17	GOM_NL__2PRFIN20081020_013137_000000382073_00088_34711_5535.N1	20-OCT-2008 01:31:37	Dark	38.000	91	Kap Vel	2.4900	26000.	76	34711	No
18	GOM_NL__2PRFIN20081020_013302_000000432073_00089_34712_5531.N1	20-OCT-2008 01:33:02	Dark	42.500	34	Gam2Vel	1.7930	23000.	85	34712	No
19	GOM_NL__2PRFIN20081020_013842_000000492073_00089_34712_5532.N1	20-OCT-2008 01:38:42	Dark	48.500	2	Alp Car	-0.73600	7000.0	97	34712	No
20	GOM_NL__2PRFIN20081020_014553_000000372073_00089_34712_5533.N1	20-OCT-2008 01:45:53	Dark	37.000	143	Alp Hyi	2.8570	7200.0	74	34712	No
21	GOM_NL__2PRFIN20081020_014719_000000392073_00089_34712_5534.N1	20-OCT-2008 01:47:19	Dark	38.500	9	Alp Eri	0.45300	24000.	77	34712	No
22	GOM_NL__2PRFIN20081020_015007_000000432073_00089_34712_5535.N1	20-OCT-2008 01:50:07	Straylight	43.000	157	The1Eri	2.9060	9300.0	86	34712	No
23	GOM_NL__2PRFIN20081020_015848_000000422073_00089_34712_5536.N1	20-OCT-2008 01:58:48	Straylight	42.000	52	16Bet Cet	2.0370	4500.0	84	34712	No
24	GOM_NL__2PRFIN20081020_020820_000000362073_00089_34712_5537.N1	20-OCT-2008 02:08:20	Bright	35.500	140	88Gam Peg	2.8340	26000.	71	34712	No
25	GOM_NL__2PRFIN20081020_021215_000000362073_00089_34712_5538.N1	20-OCT-2008 02:12:15	Bright	36.000	58	21Alp And	2.0730	11000.	72	34712	No
26	GOM_NL__2PRFIN20081020_021428_000000412073_00089_34712_5539.N1	20-OCT-2008 02:14:28	Bright	40.500	53	43Bet And	2.0480	3300.0	81	34712	No
27	GOM_NL__2PRFIN20081020_022007_000000352073_00089_34712_5540.N1	20-OCT-2008 02:20:07	Bright	34.500	68	18Alp Cas	2.2250	4500.0	69	34712	No
28	GOM_NL__2PRFIN20081020_022126_000000372073_00089_34712_5541.N1	20-OCT-2008 02:21:26	Bright	37.000	76	27Gam Cas	2.3000	30000.	74	34712	No
29	GOM_NL__2PRFIN20081020_022916_000000362073_00089_34712_5542.N1	20-OCT-2008 02:29:16	Bright	35.500	49	1Alp UMi	1.9900	6300.0	71	34712	No
30	GOM_NL__2PRFIN20081020_023731_000000382073_00089_34712_5543.N1	20-OCT-2008 02:37:31	Bright	37.500	36	50Alp UMa	1.8000	6300.0	75	34712	No
31	GOM_NL__2PRFIN20081020_023905_000000372073_00089_34712_5544.N1	20-OCT-2008 02:39:05	Bright	37.000	82	48Bet UMa	2.3650	10600.	74	34712	No
32	GOM_NL__2PRFIN20081020_024233_000000342073_00089_34712_5545.N1	20-OCT-2008 02:42:33	Bright	34.000	174	52Psi UMa	3.0040	4400.0	68	34712	No
33	GOM_NL__2PRFIN20081020_025025_000000392073_00089_34712_5546.N1	20-OCT-2008 02:50:25	Bright	38.500	51	41Gam1Leo	2.0100	4500.0	77	34712	No
34	GOM_NL__2PRFIN20081020_025306_000000422073_00089_34712_5547.N1	20-OCT-2008 02:53:06	Bright	42.000	22	32Alp Leo	1.3600	15200.	84	34712	No
35	GOM_NL__2PRFIN20081020_031019_000000422073_00089_34712_5548.N1	20-OCT-2008 03:10:19	Dark	41.500	65	Lam Vel	2.2040	4400.0	83	34712	No
36	GOM_NL__2PRFIN20081020_031213_000000382073_00089_34712_5549.N1	20-OCT-2008 03:12:13	Dark	38.000	91	Kap Vel	2.4900	26000.	76	34712	No
37	GOM_NL__2PRFIN20081020_031339_000000422073_00090_34713_5541.N1	20-OCT-2008 03:13:39	Dark	42.000	34	Gam2Vel	1.7930	23000.	84	34713	No
38	GOM_NL__2PRFIN20081020_031919_000000472073_00090_34713_5542.N1	20-OCT-2008 03:19:19	Dark	47.000	2	Alp Car	-0.73600	7000.0	94	34713	No
39	GOM_NL__2PRFIN20081020_032629_000000382073_00090_34713_5543.N1	20-OCT-2008 03:26:29	Dark	37.500	143	Alp Hyi	2.8570	7200.0	75	34713	No
40	GOM_NL__2PRFIN20081020_032755_000000442073_00090_34713_5544.N1	20-OCT-2008 03:27:55	Dark	44.000	9	Alp Eri	0.45300	24000.	88	34713	No
41	GOM_NL__2PRFIN20081020_033043_000000432073_00090_34713_5545.N1	20-OCT-2008 03:30:43	Straylight	42.500	157	The1Eri	2.9060	9300.0	85	34713	No
42	GOM_NL__2PRFIN20081020_033924_000000442073_00090_34713_5546.N1	20-OCT-2008 03:39:24	Straylight	44.000	52	16Bet Cet	2.0370	4500.0	88	34713	No



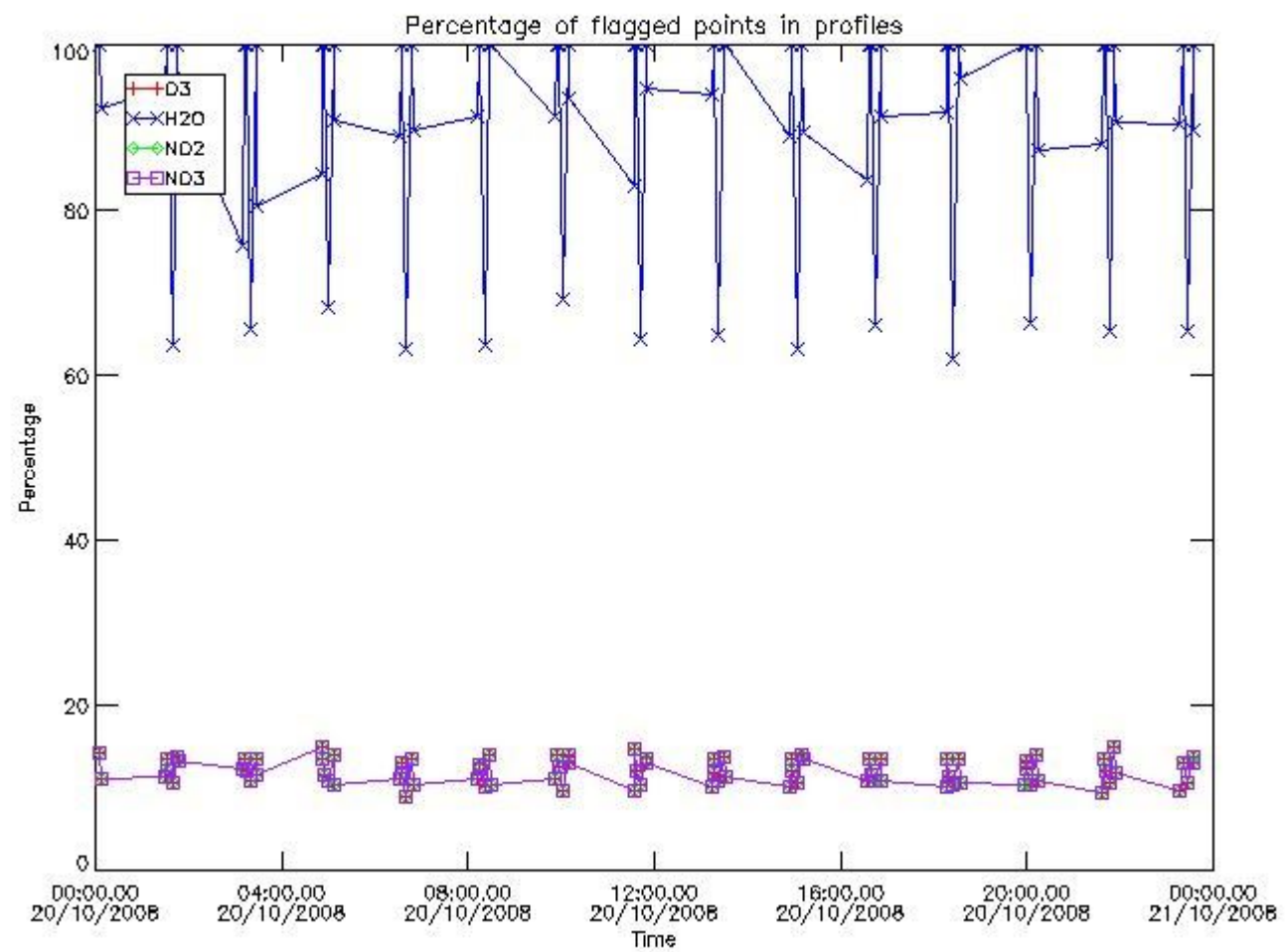








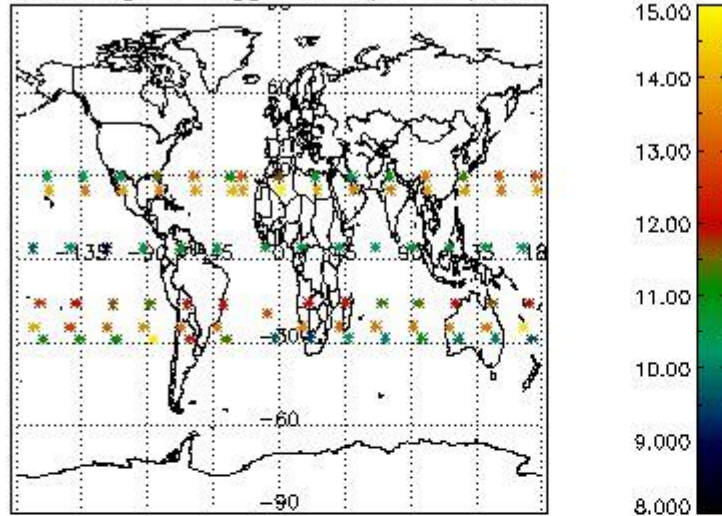
3.1 Plot quality information per product (time dependant)



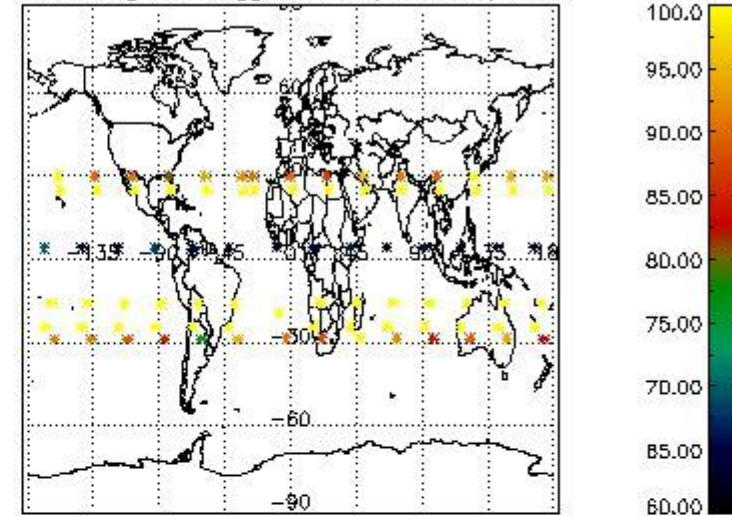
3.2 Plot quality information per product (world map)



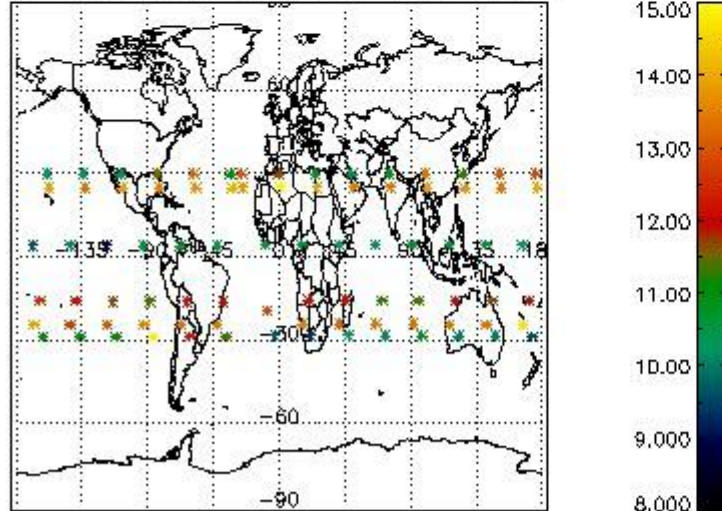
Percentage of flagged data per O3 profile



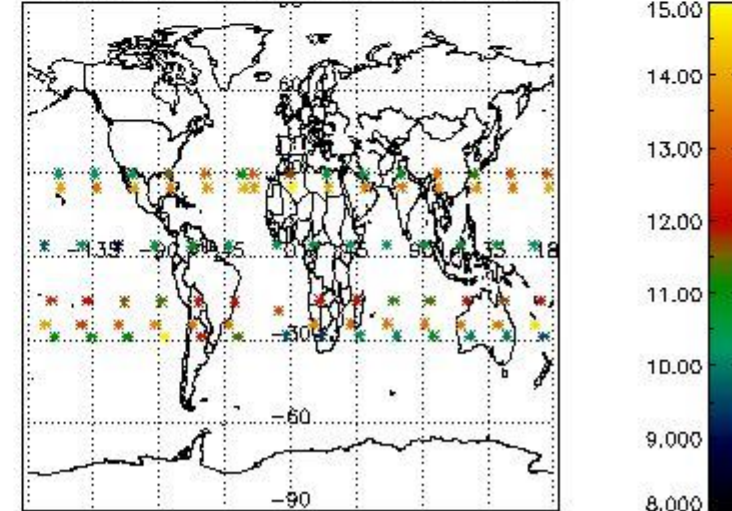
Percentage of flagged data per H2O profile



Percentage of flagged data per NO2 profile



Percentage of flagged data per NO3 profile

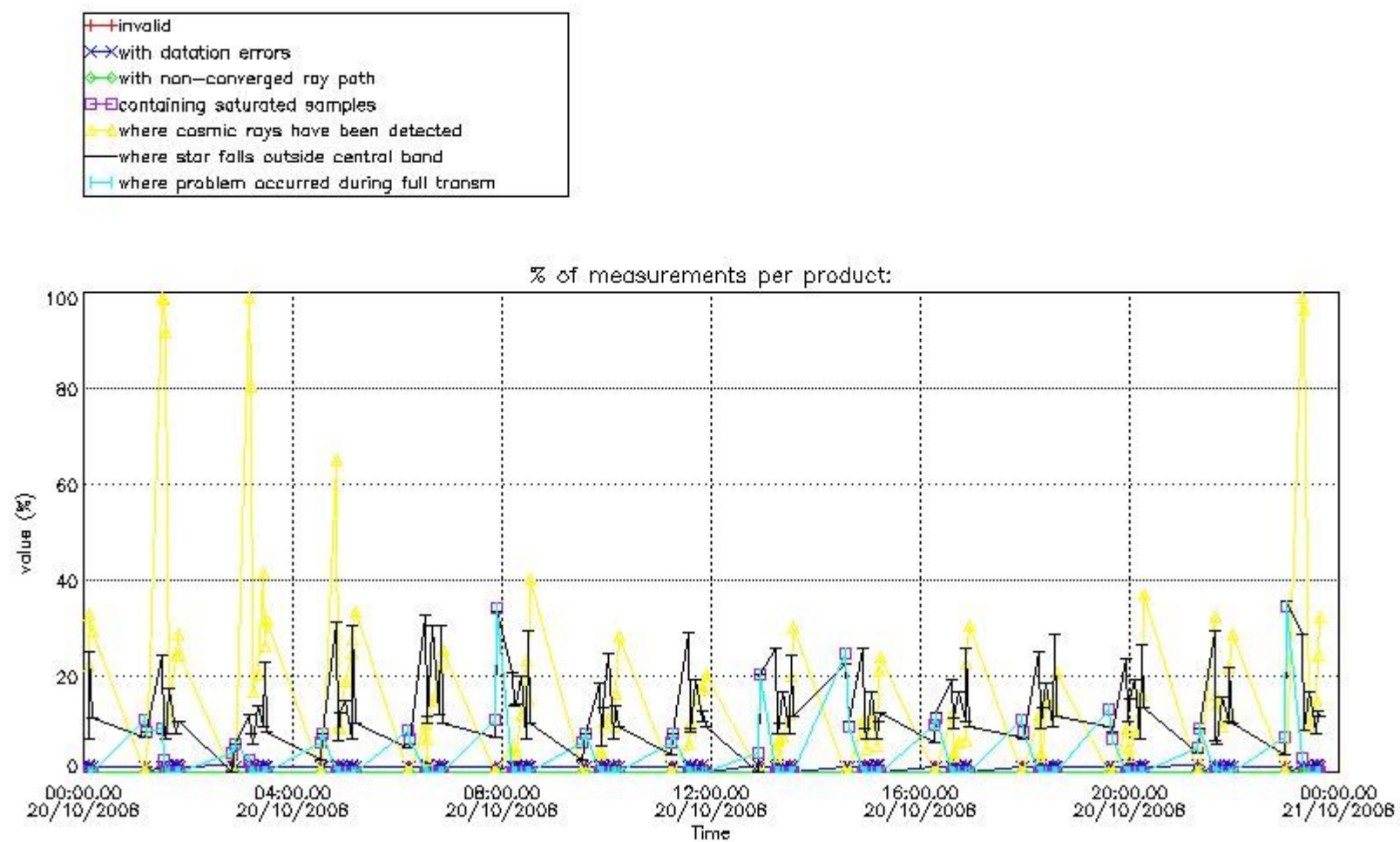


#### 4. Level 1 quality information per product

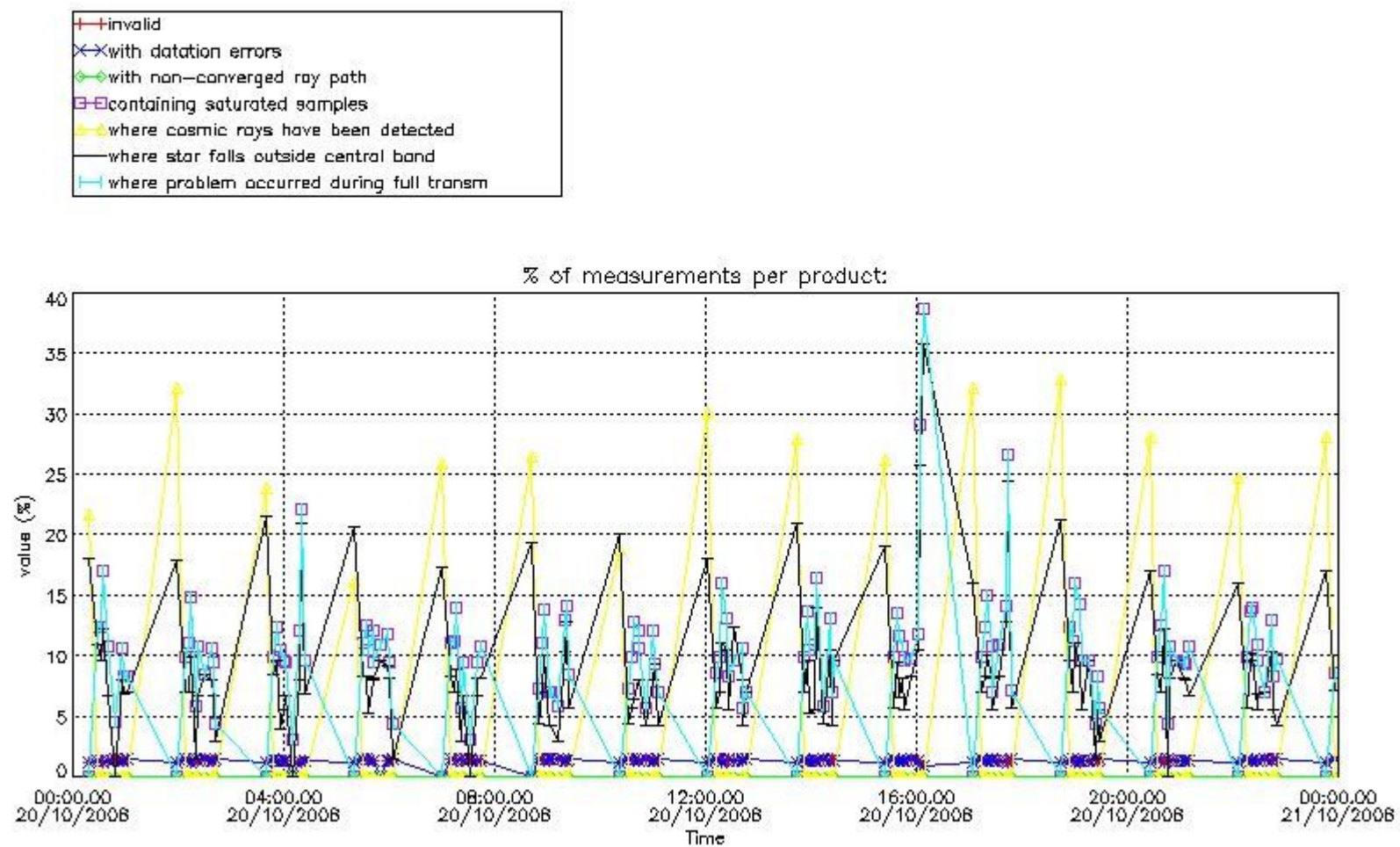
In this section it is plotted some information contained in the Quality Summary data set of the level 2 products that comes from the level 1b processing. Products without errors (error flag in the MPH set to "0") are used.

##### 4.1 Plot quality information per product (time dependant) coming from level 1b processing

##### 4.1.1 Plot level 1 quality information per product (time dependant): ENVISAT ASCENDING passes



4.1.2 Plot level 1 quality information per product (time dependant): ENVI SAT DESCENDING passes

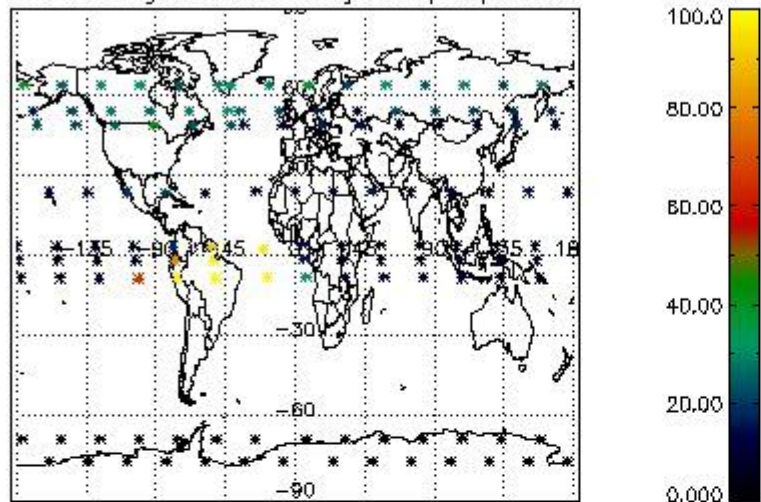


*4.2 Plot quality information per product coming from level 1b processing (world map)*

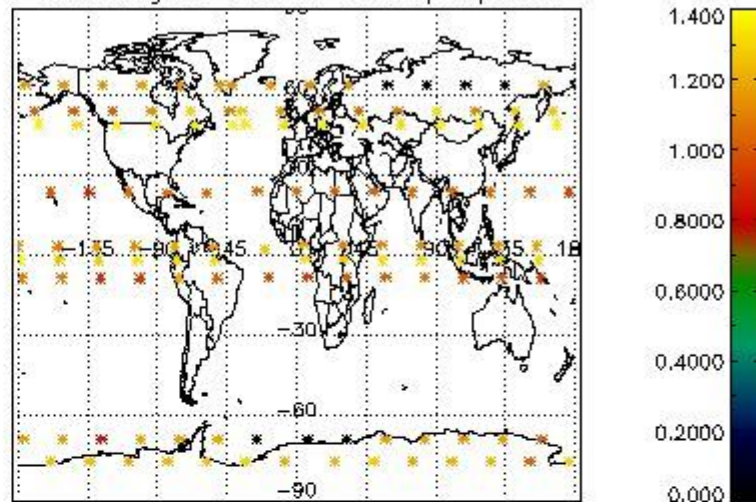
*4.2.1 Plot level 1 quality information per product (world map): ENVISAT ASCENDING passes*



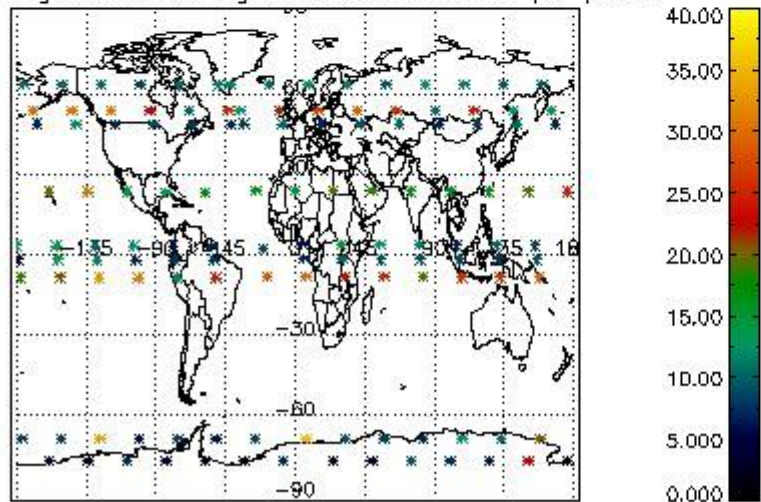
Percentage of cosmic ray hits per profile



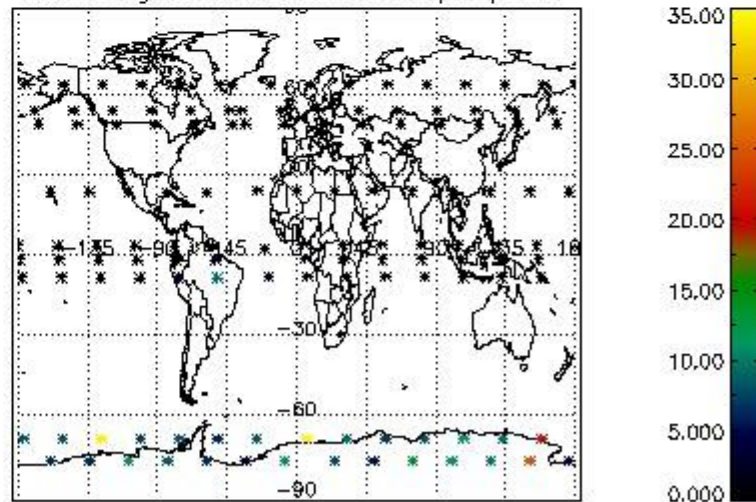
Percentage of datation errors per profile



Percentage of star falling outside central band per profile

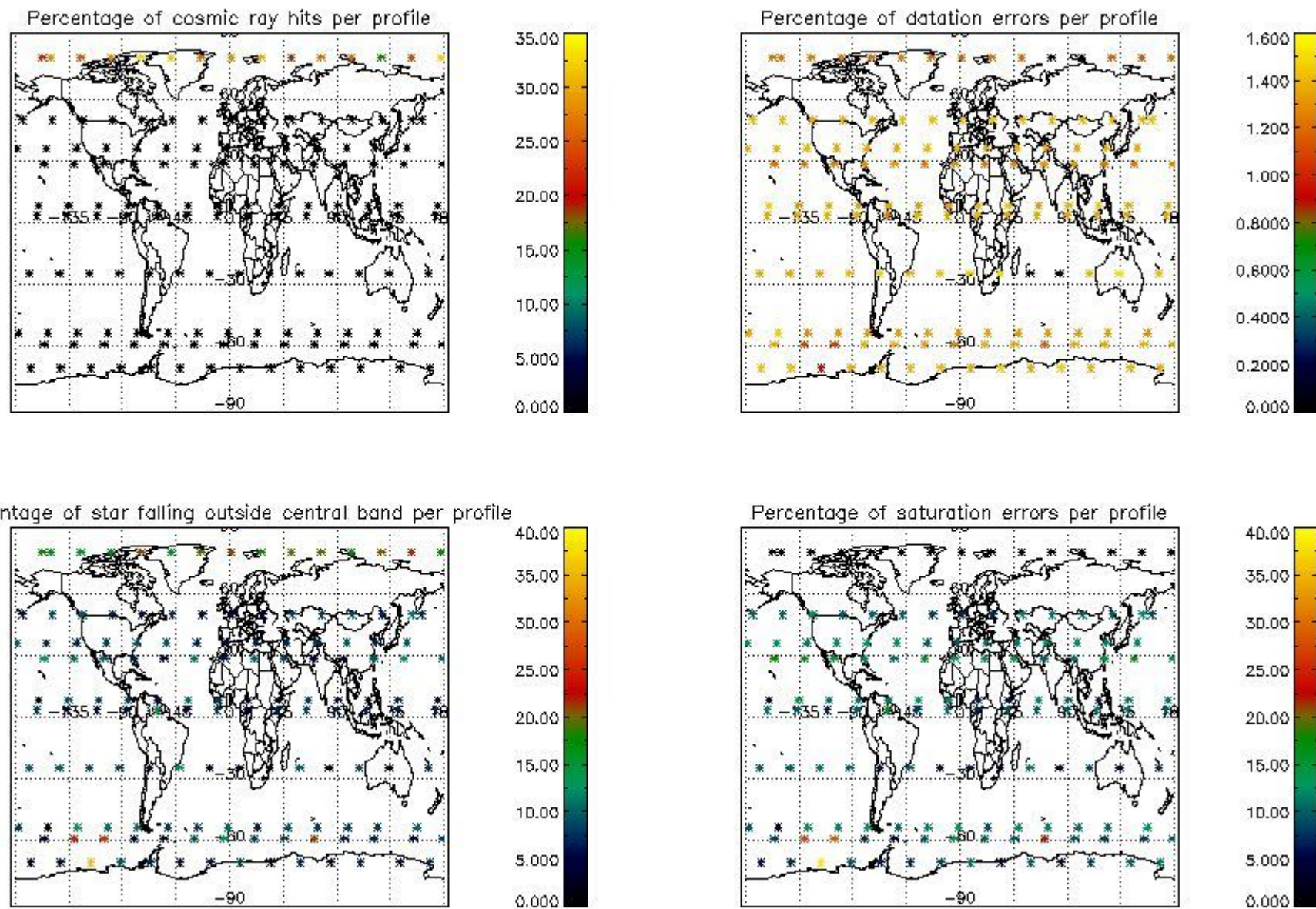


Percentage of saturation errors per profile



4.2.2 Plot level 1 quality information per product (world map): ENVISAT DESCENDING passes





## 5. Trace gas profiles

### 5.1 Ozone statistics based on quality of products

The final quality of the products can be "measured" using the STD (Standard Deviation) attached to every point profile. This information is written to the parameter GOM\_NL\_\_2P/NL\_LOCAL\_SPECIES\_DENSITY/o3\_std of the level 2 products. The table below shows the statistics for given STD ranges.

The statistics are given with respect to the overall valid production:

- Products without fatal errors: GOM\_NL\_\_2P/MPH/PRODUCT\_ERR=0
- Valid point profile: GOM\_NL\_\_2P/NL\_LOCAL\_SPECIES\_DENSITY/pcd(0)=0

The 'Criteria' is applied to valid points of dark limb products:

- Products in dark limb illumination condition: GOM\_NL\_\_2P/NL\_SUMMARY\_QUALITY/obs\_ill\_cond=0
- Products without fatal errors: GOM\_NL\_\_2P/MPH/PRODUCT\_ERR=0
- Valid point profile: GOM\_NL\_\_2P/NL\_LOCAL\_SPECIES\_DENSITY/pcd(0)=0

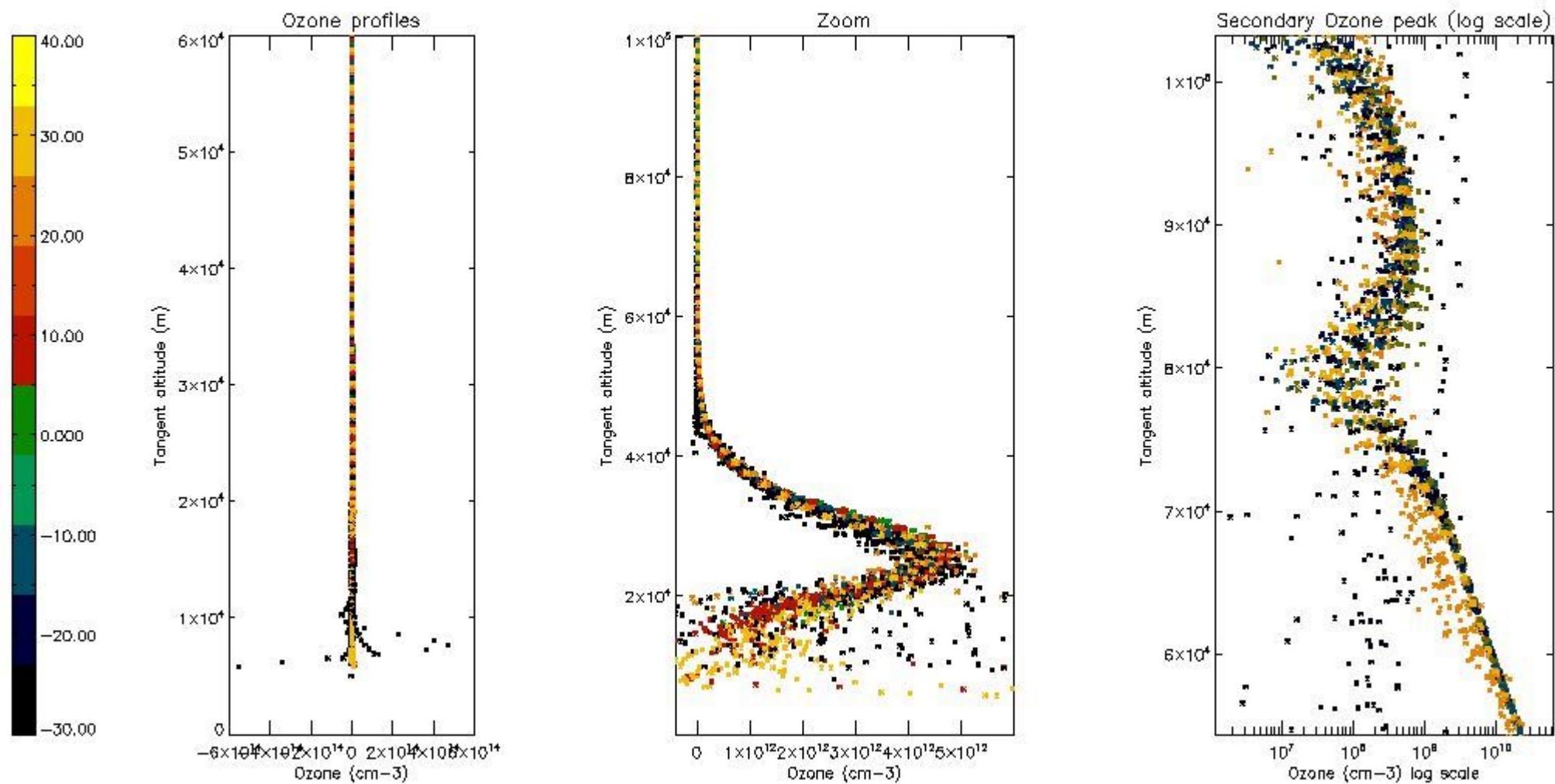
So, the table below shows the percentage of dark limb and valid observations for each criteria with respect to the overall valid daily observations.

Criteria	% of total production
All STD	35
STD < 20	21

STD < 10	17
STD < 5	12

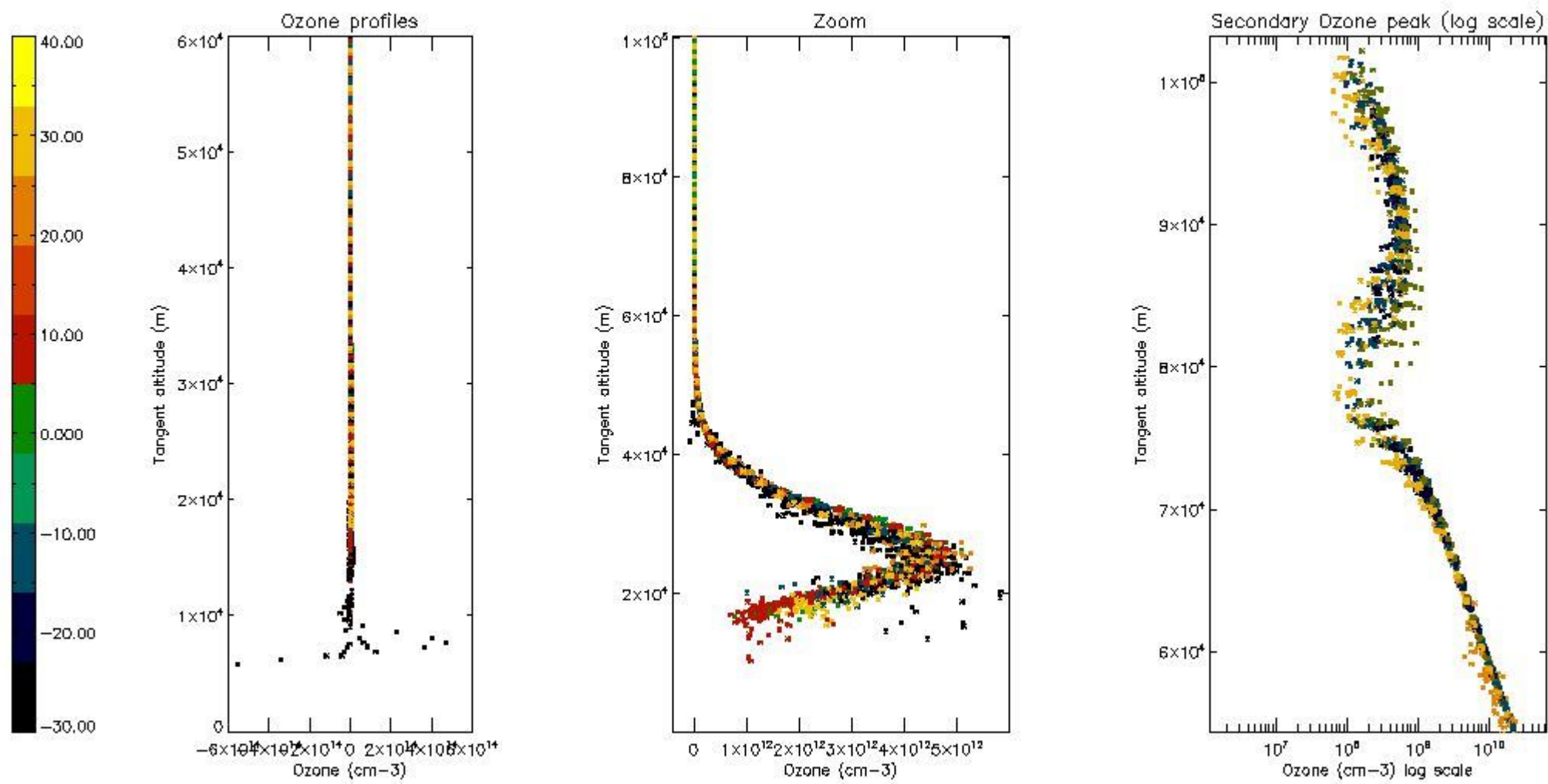
5.2 Plot ozone profiles for all STD (dark without errors)

The colorbar represents the latitude.



5.3 Plot ozone profiles where STD < 20% (dark without errors)

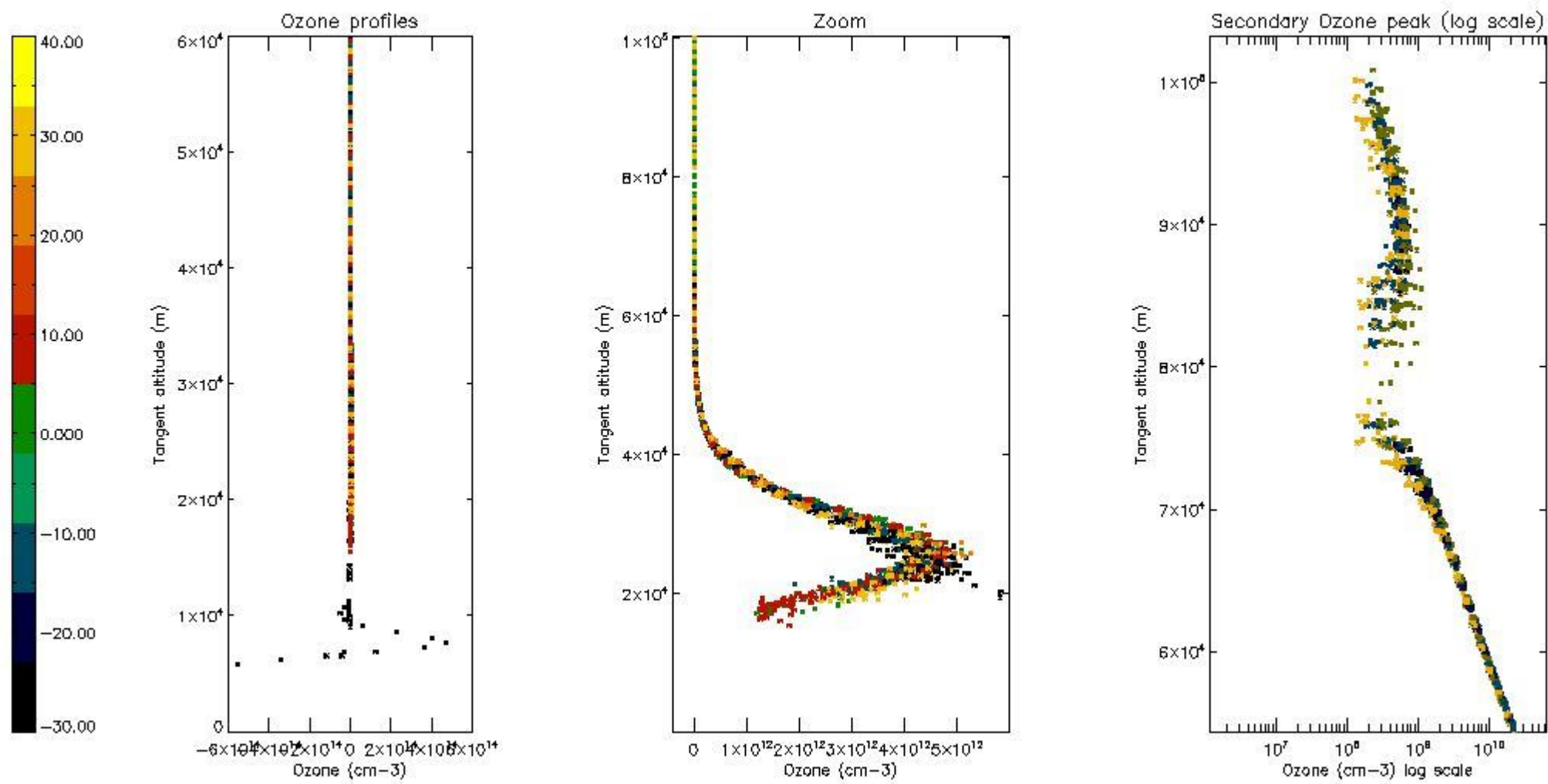
The colorbar represents the latitude.



*5.4 Plot ozone profiles where STD < 10% (dark without errors)*

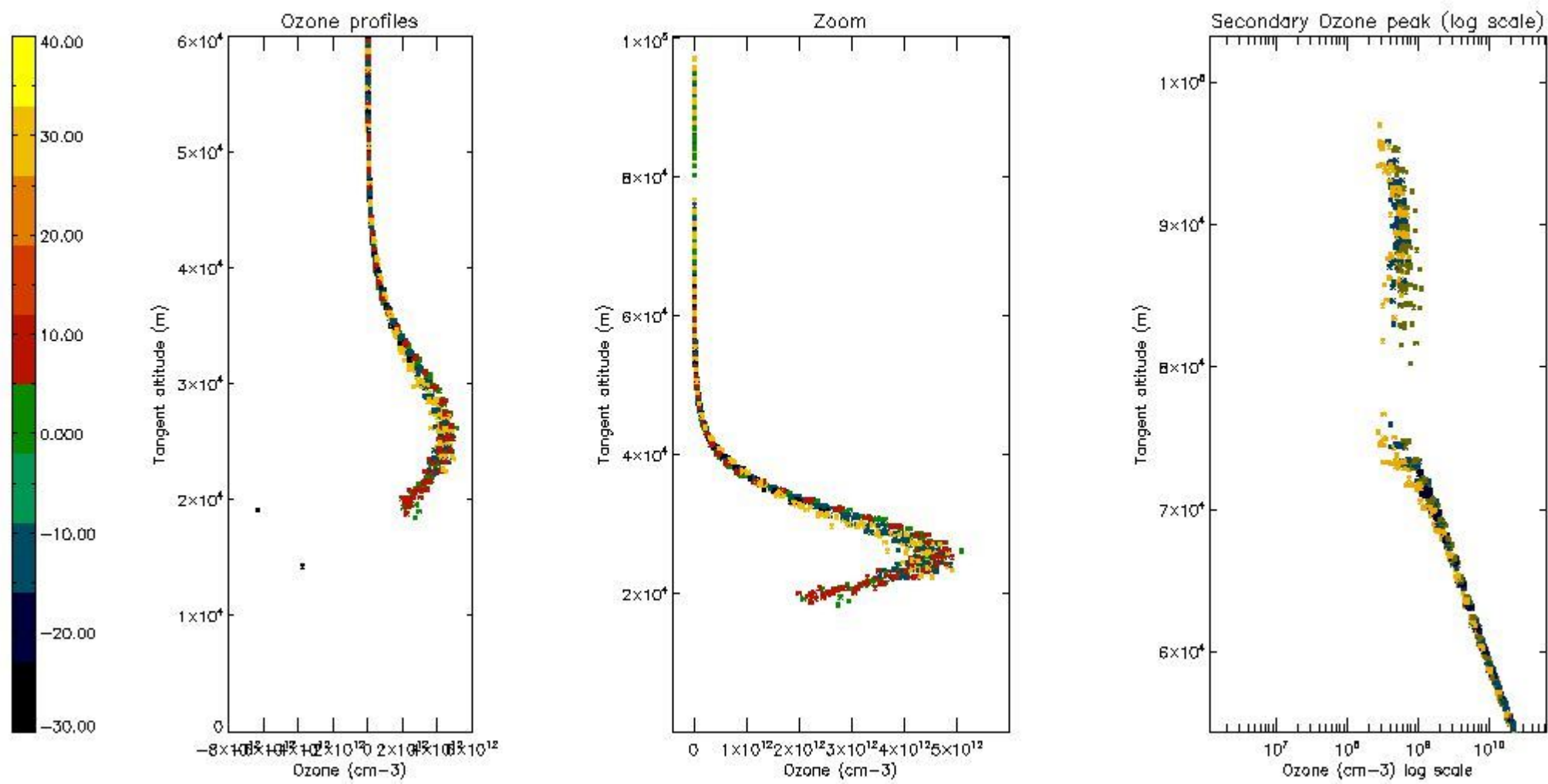
The colorbar represents the latitude.





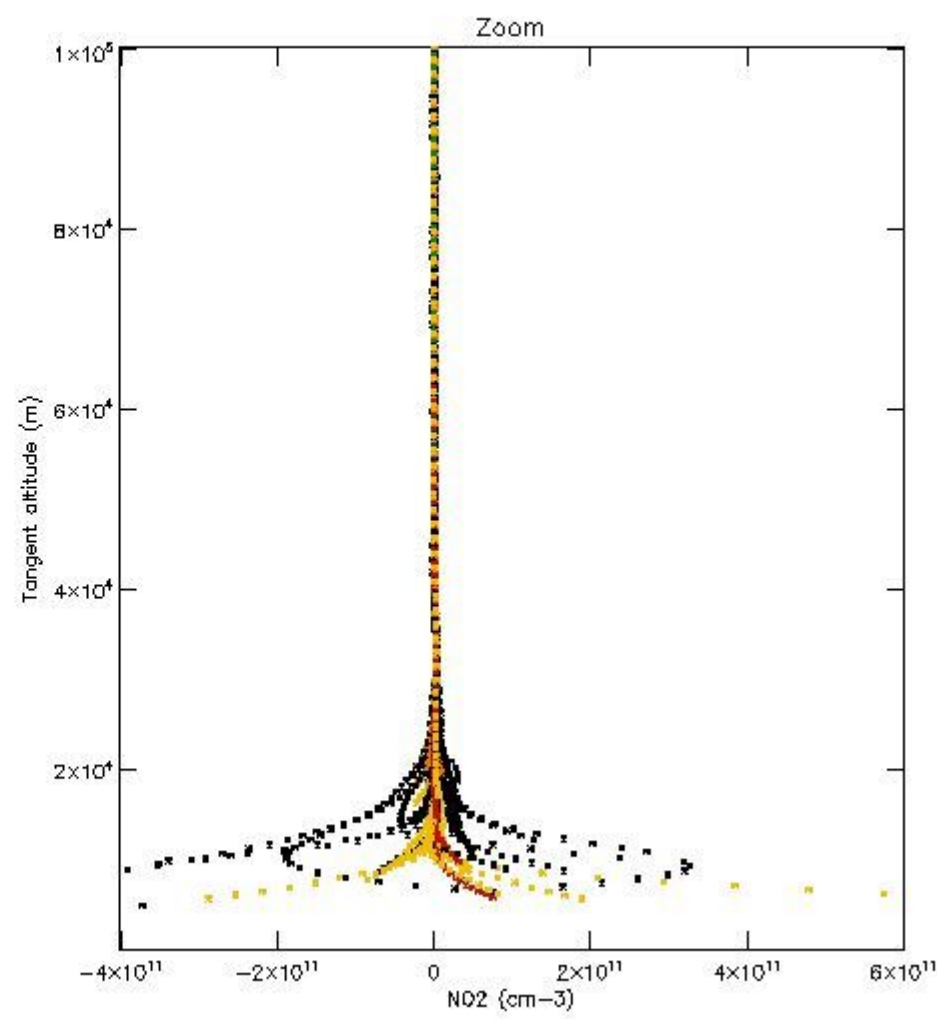
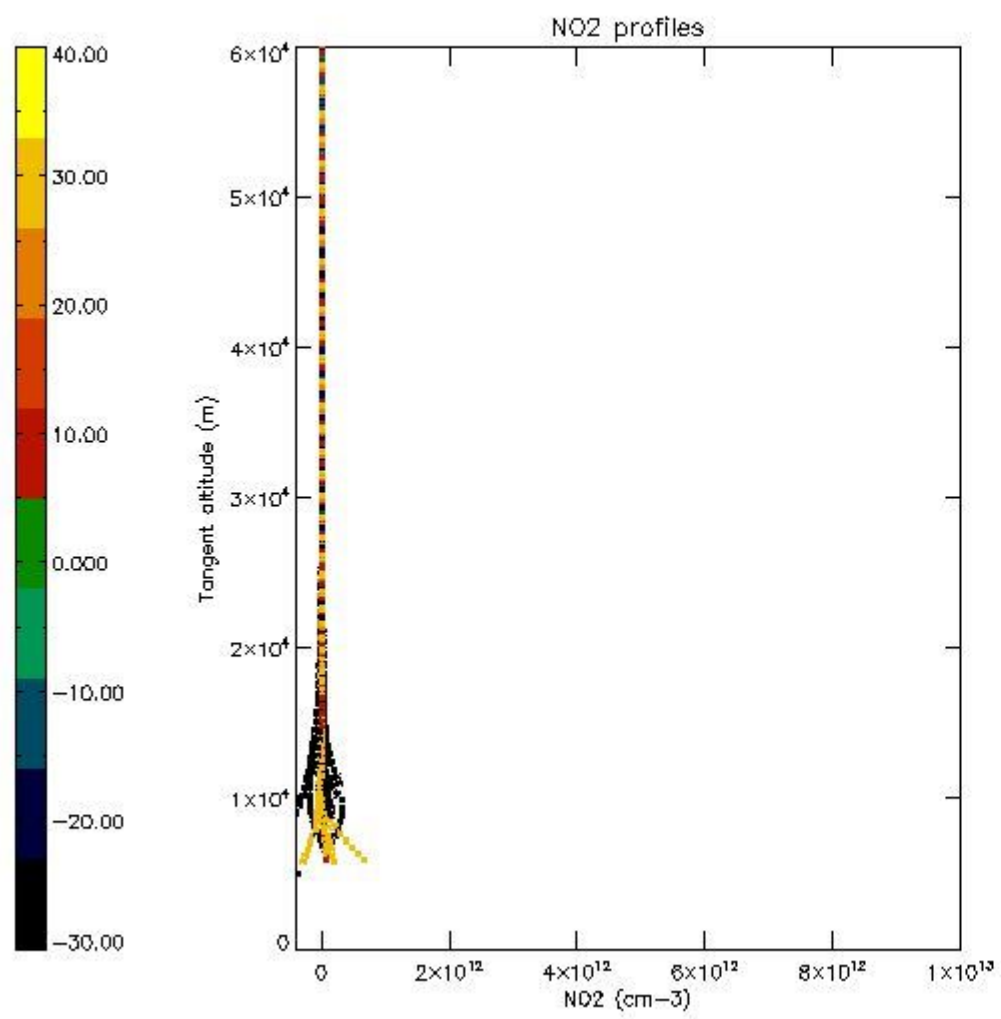
*5.5 Plot ozone profiles where  $STD < 5\%$  (dark without errors)*

The colorbar represents the latitude.



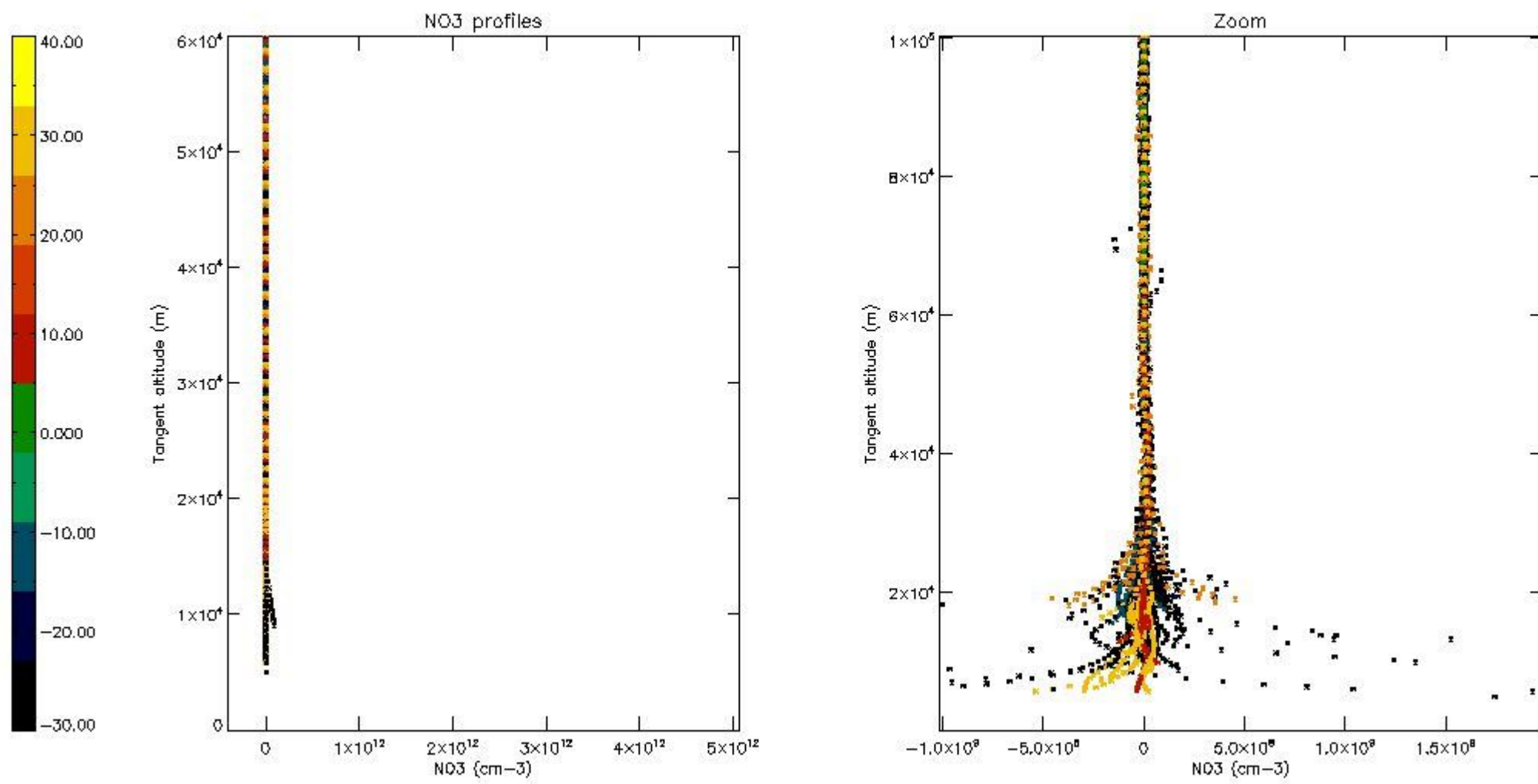
*5.6 Plot NO<sub>2</sub> profiles for all STD (dark without errors)*

The colorbar represents the latitude.



*5.7 Plot NO3 profiles for all STD (dark without errors)*

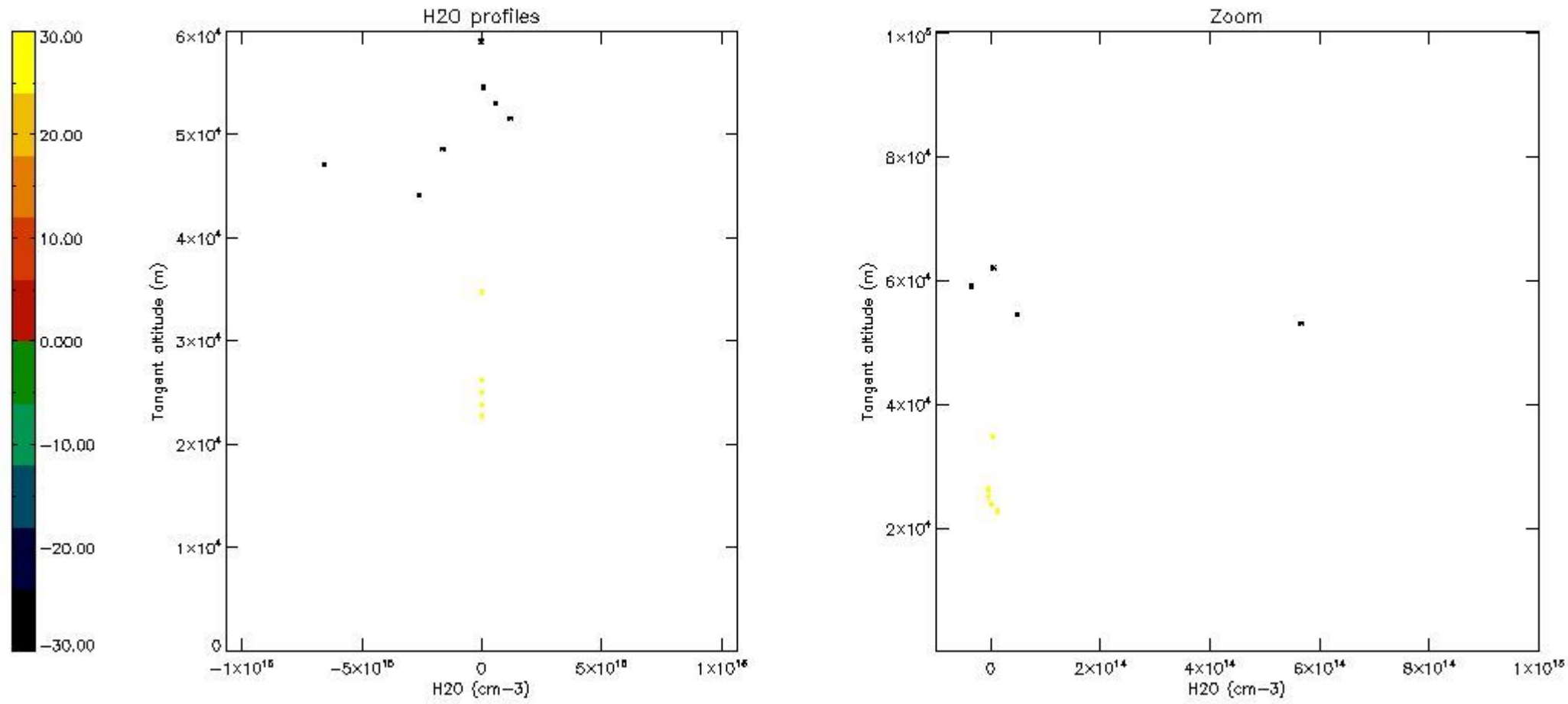
The colorbar represents the latitude.



5.8 Plot H<sub>2</sub>O profiles for all STD (only for occultations of stars 1,2,3,4,13,14,16,26,63 dark without errors)

The colorbar represents the latitude.

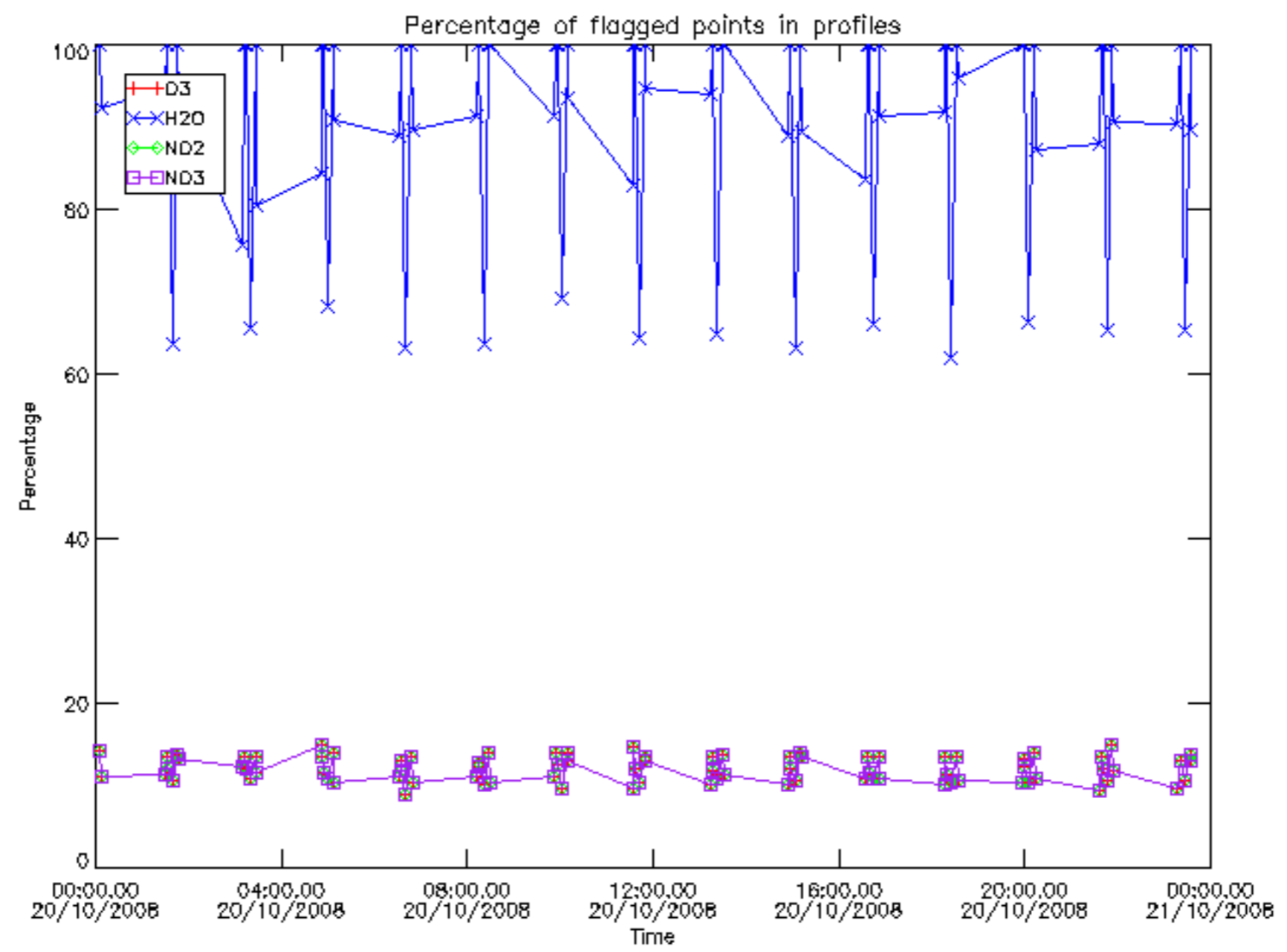




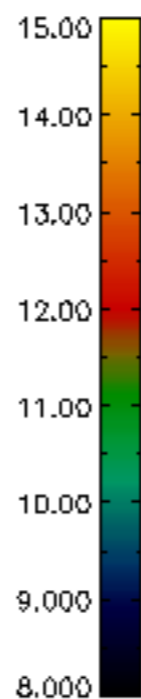
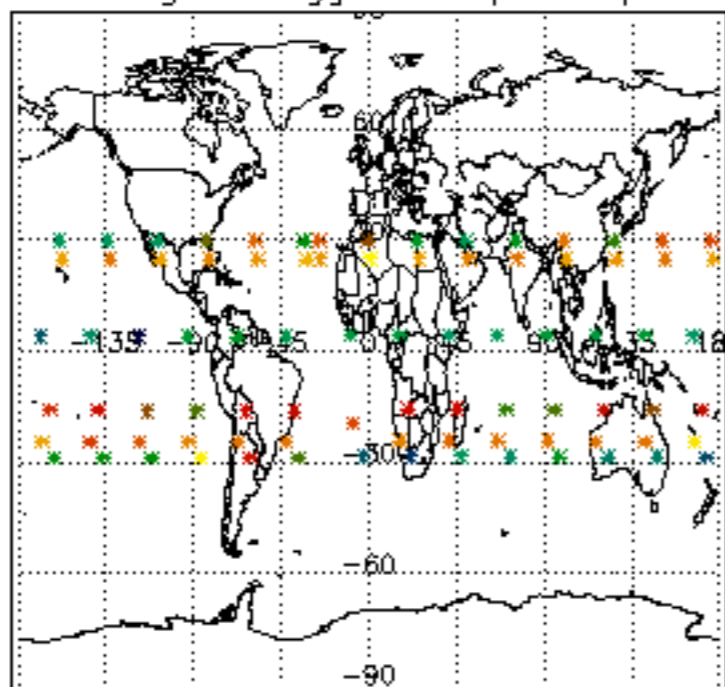
## 6. Auxiliary Data Files used for the production reported in section 2

The number reported in the third column indicates since which file (see list in section 2) the corresponding auxiliary file has been used. The fourth column is the date of those product files.

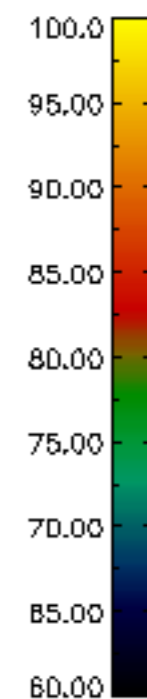
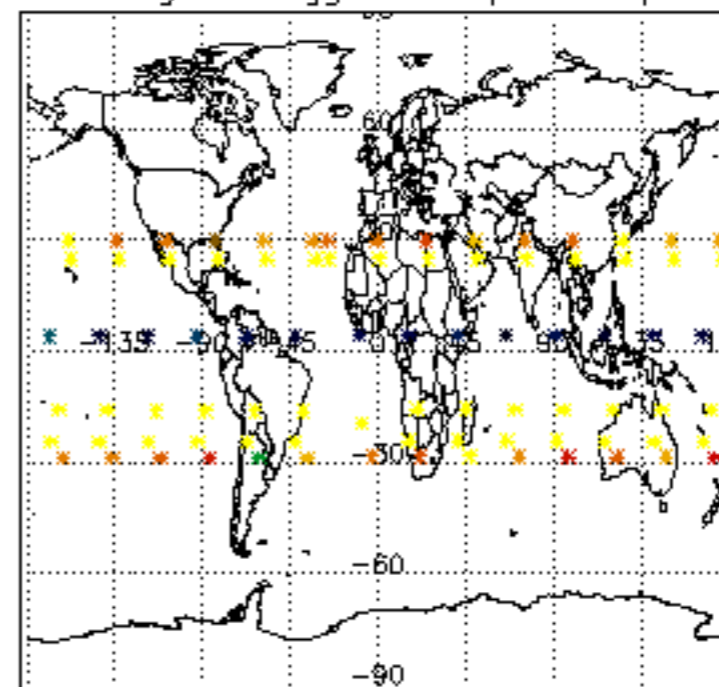
Type	Auxiliary Filename	Used since product	Used since product date
INST_PHYS_CHARACTERISTICS	GOM_INS_AXVIEC20091111_143220_20030716_120000_20500101_000000	1	20-OCT-2008 00:05:17
LEVEL-2_PROC_CONFIG	GOM_PR2_AXVIEC20091111_152718_20020301_000000_20500101_000000	1	20-OCT-2008 00:05:17
CROSS_SECTIONS_FILE	GOM_CRS_AXVIEC20091111_154832_20020301_000000_20500101_000000	1	20-OCT-2008 00:05:17



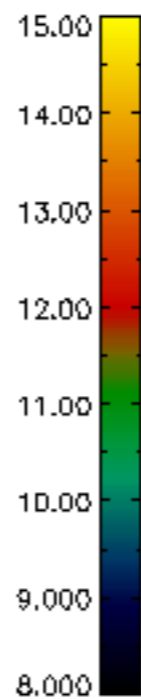
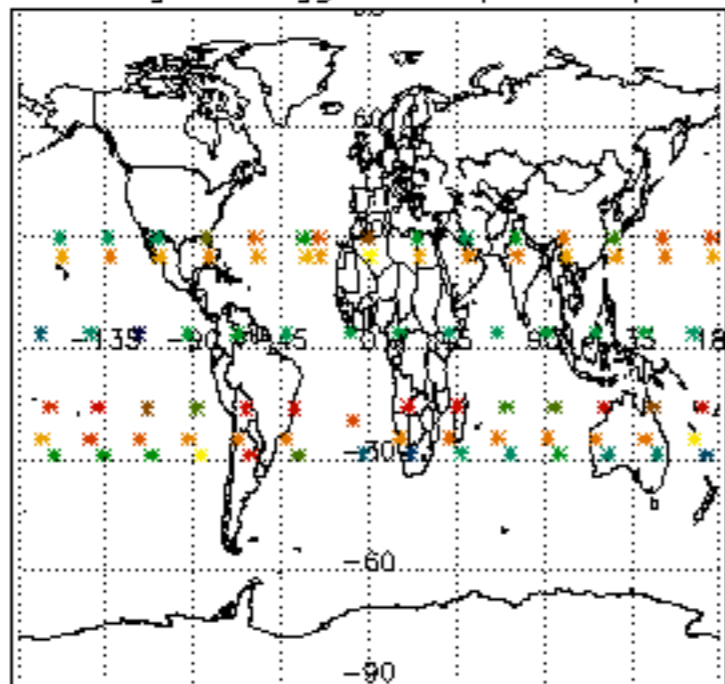
Percentage of flagged data per D3 profile



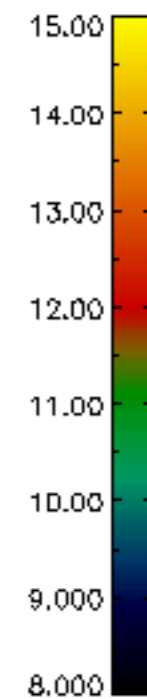
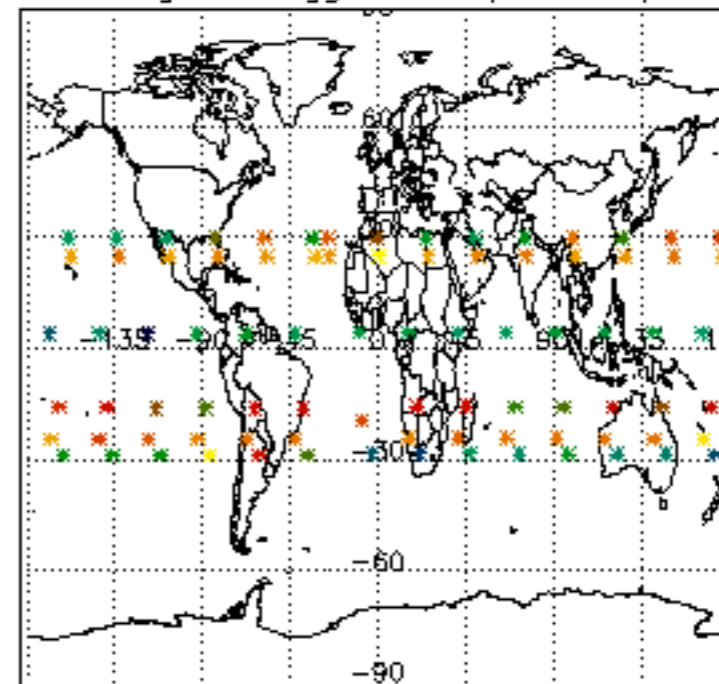
Percentage of flagged data per H2O profile

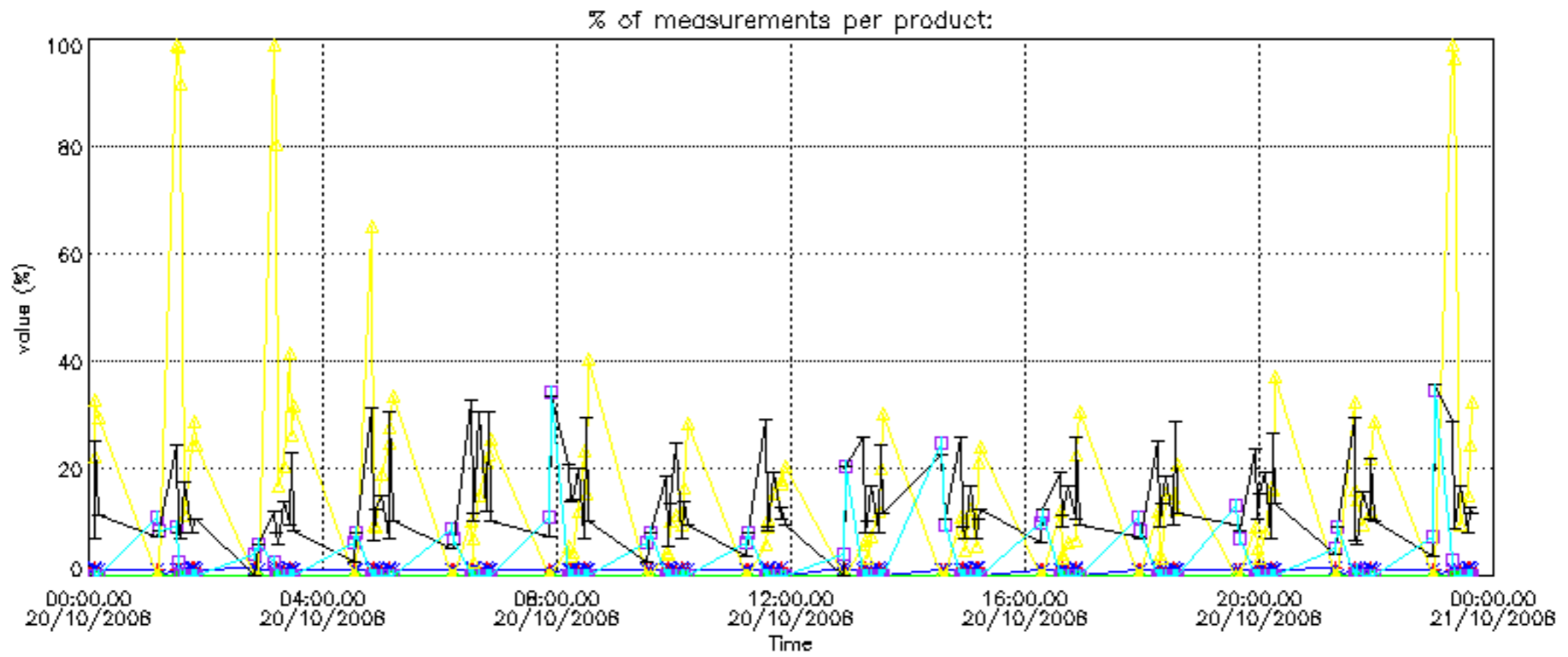


Percentage of flagged data per NO2 profile

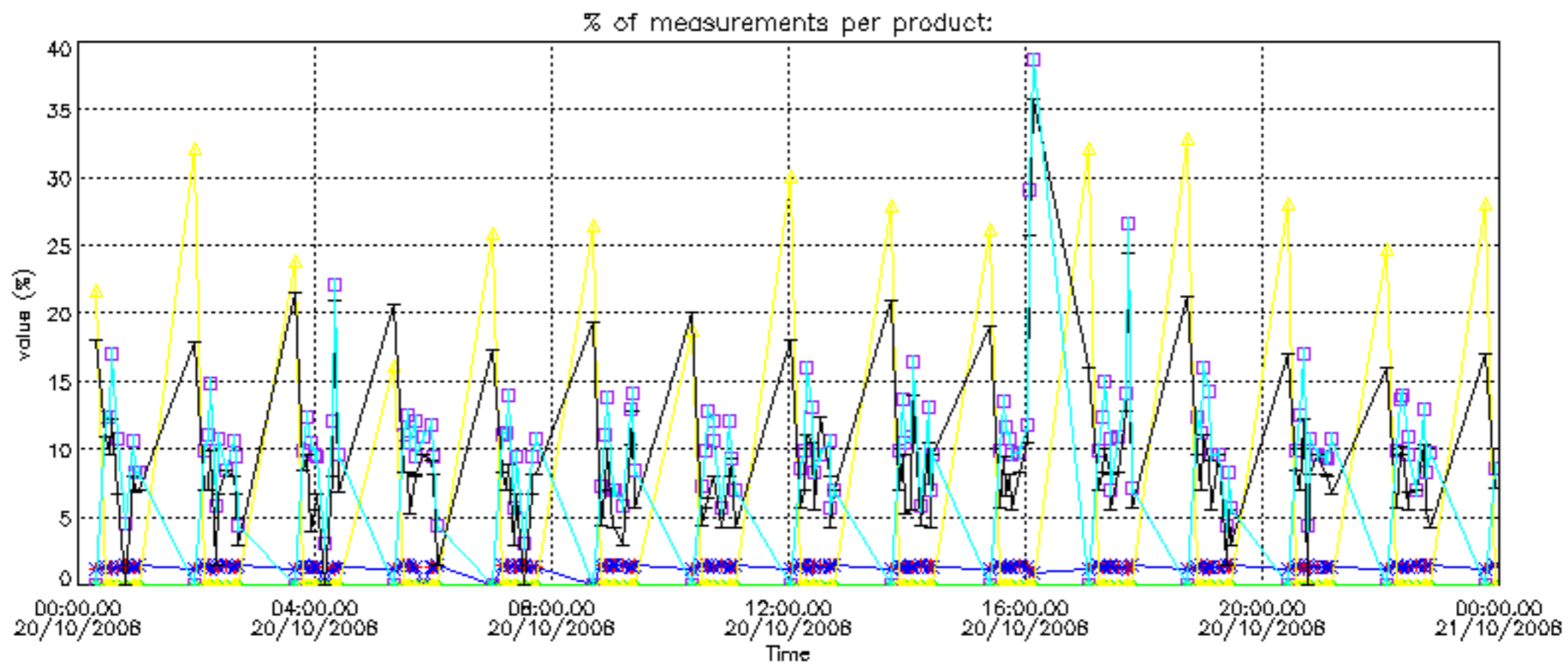


Percentage of flagged data per NO3 profile

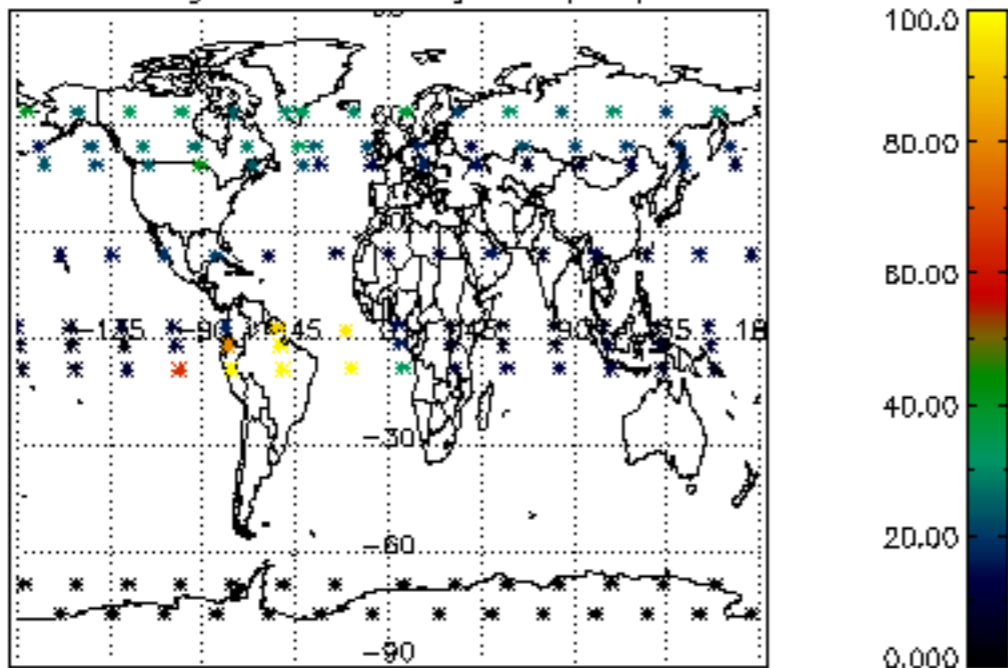




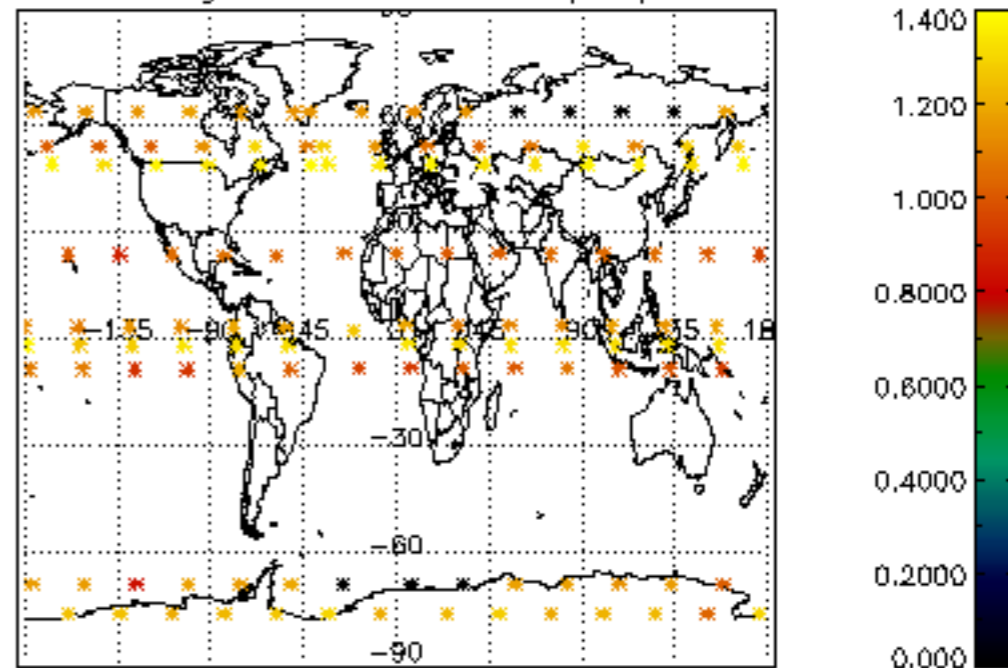




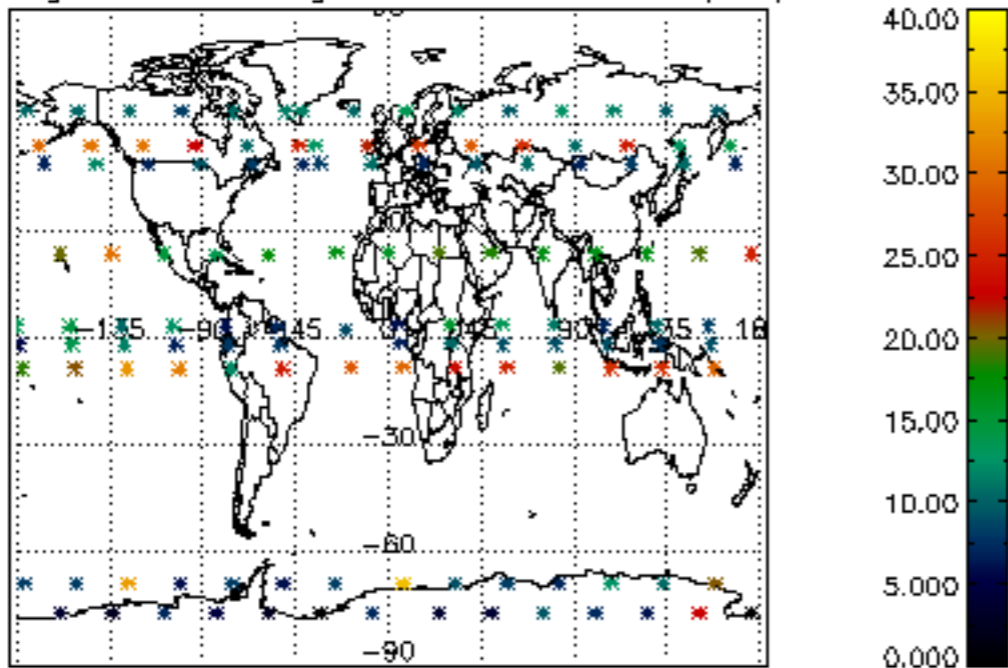
Percentage of cosmic ray hits per profile



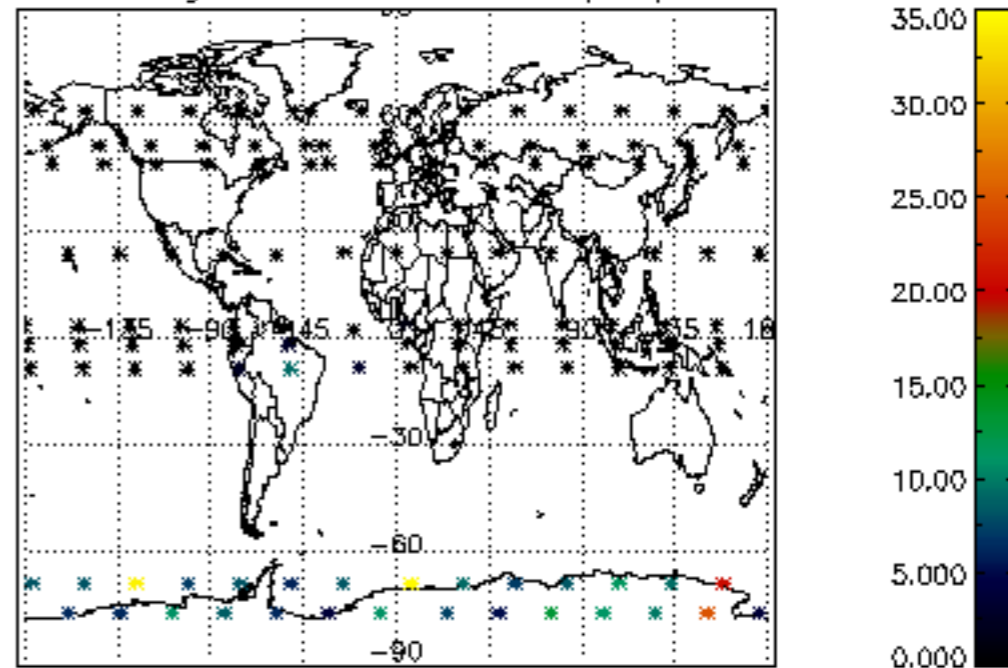
Percentage of datation errors per profile



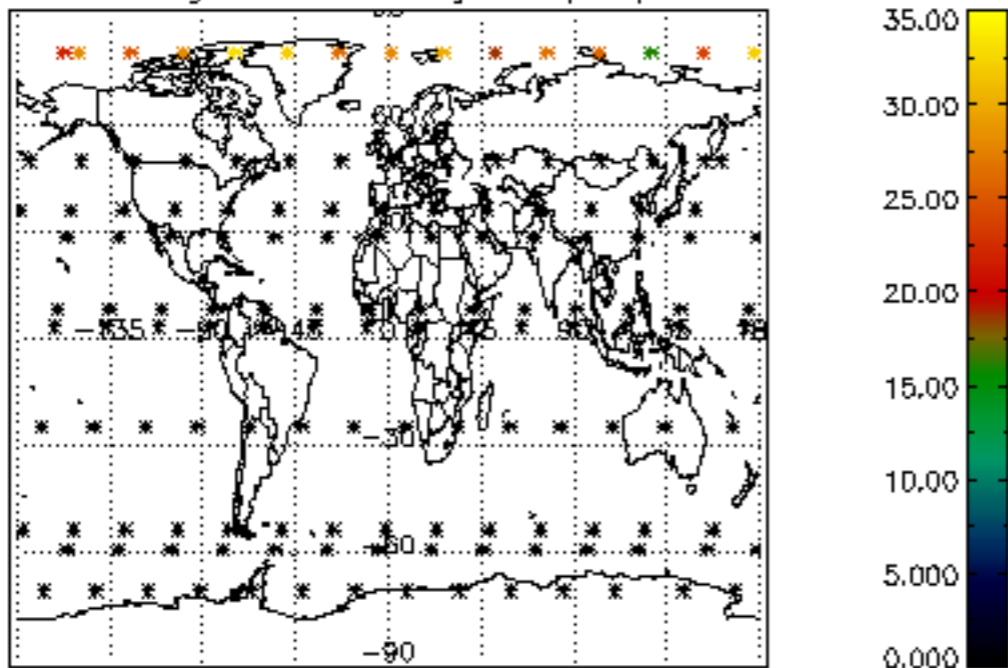
Percentage of star falling outside central band per profile



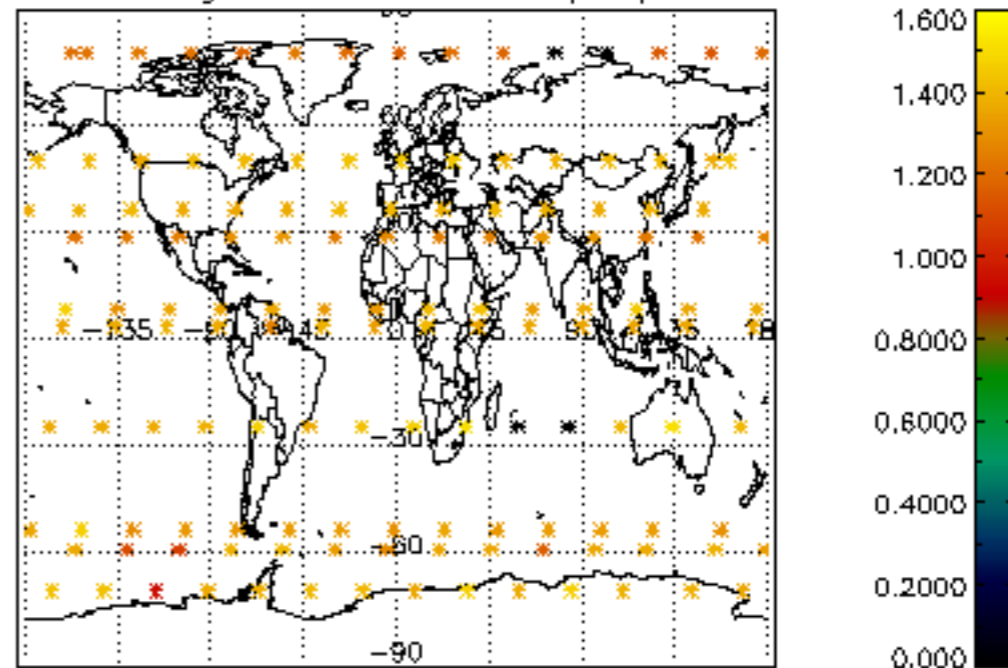
Percentage of saturation errors per profile



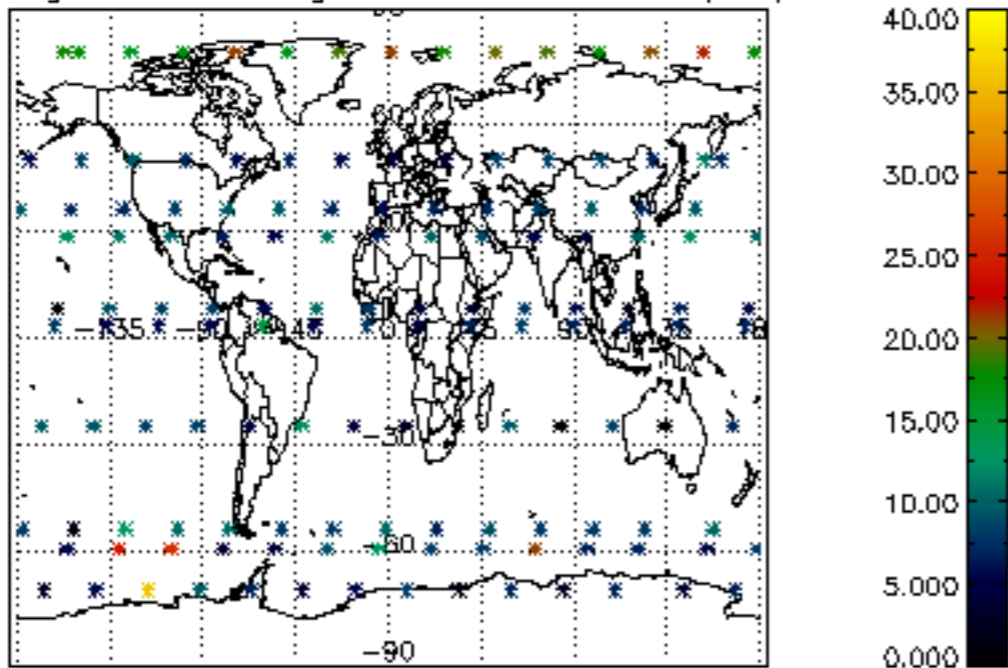
Percentage of cosmic ray hits per profile



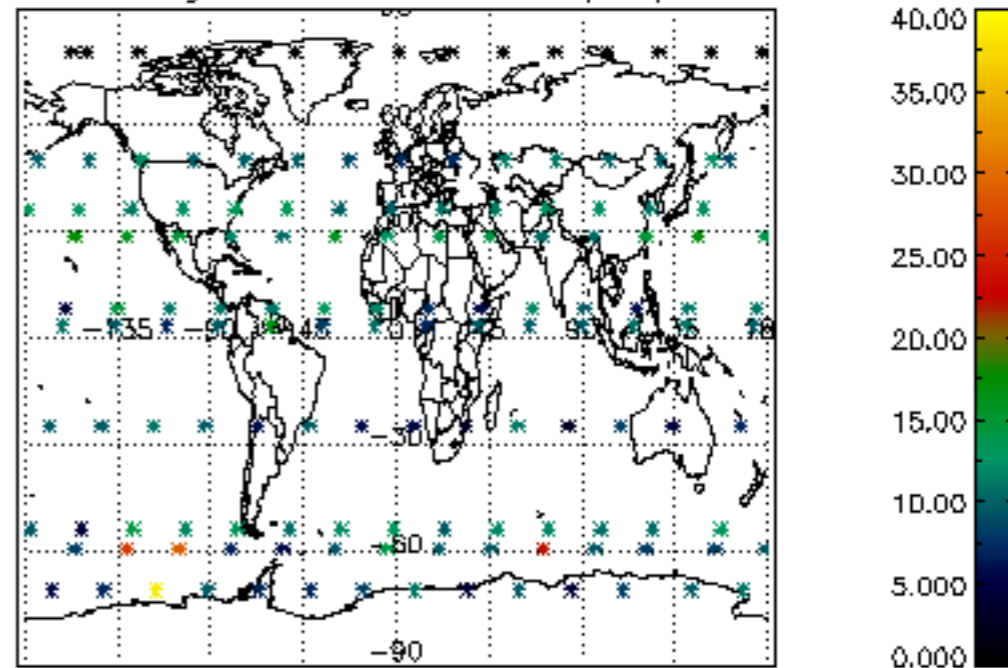
Percentage of datation errors per profile

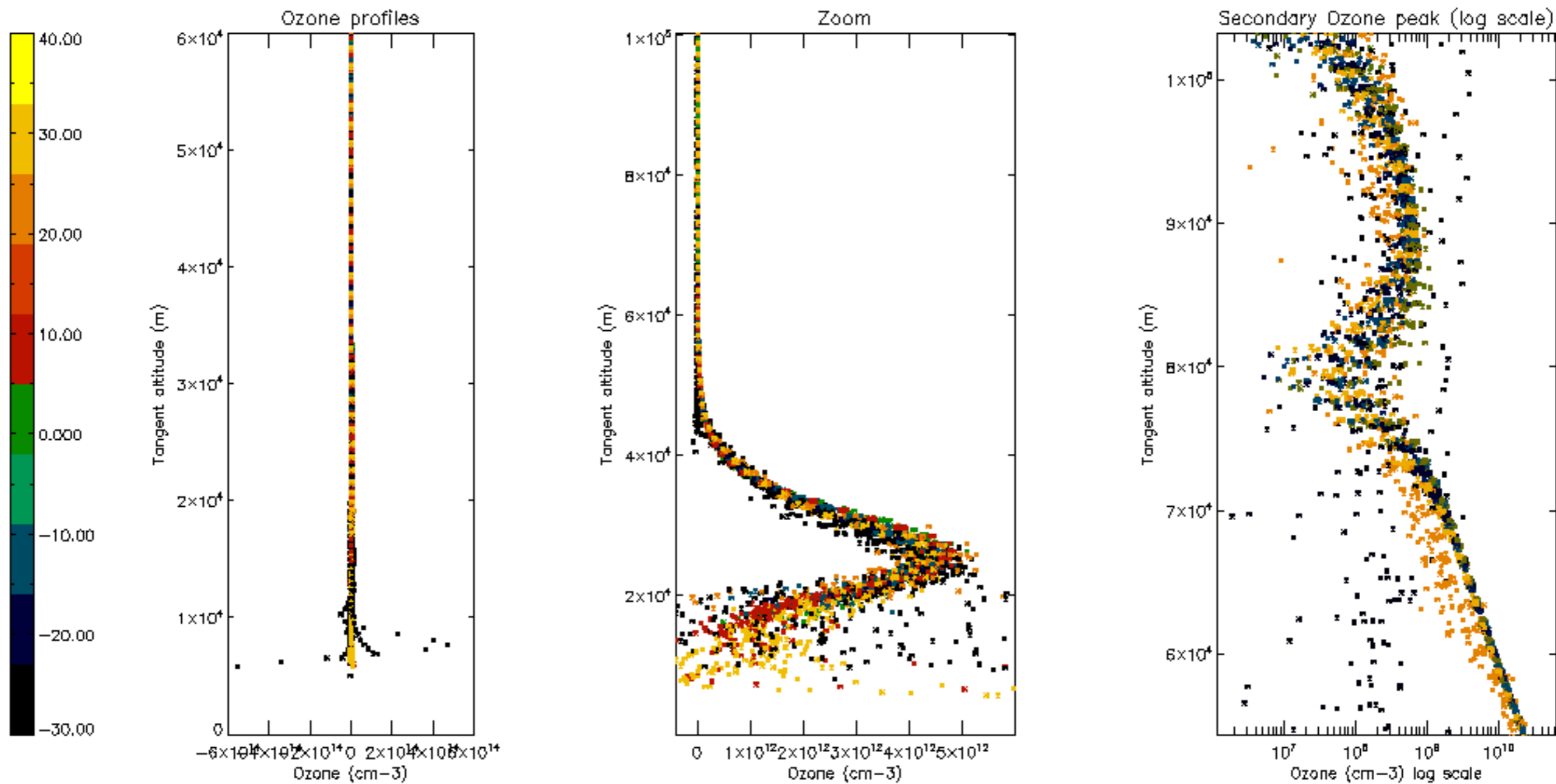


Percentage of star falling outside central band per profile

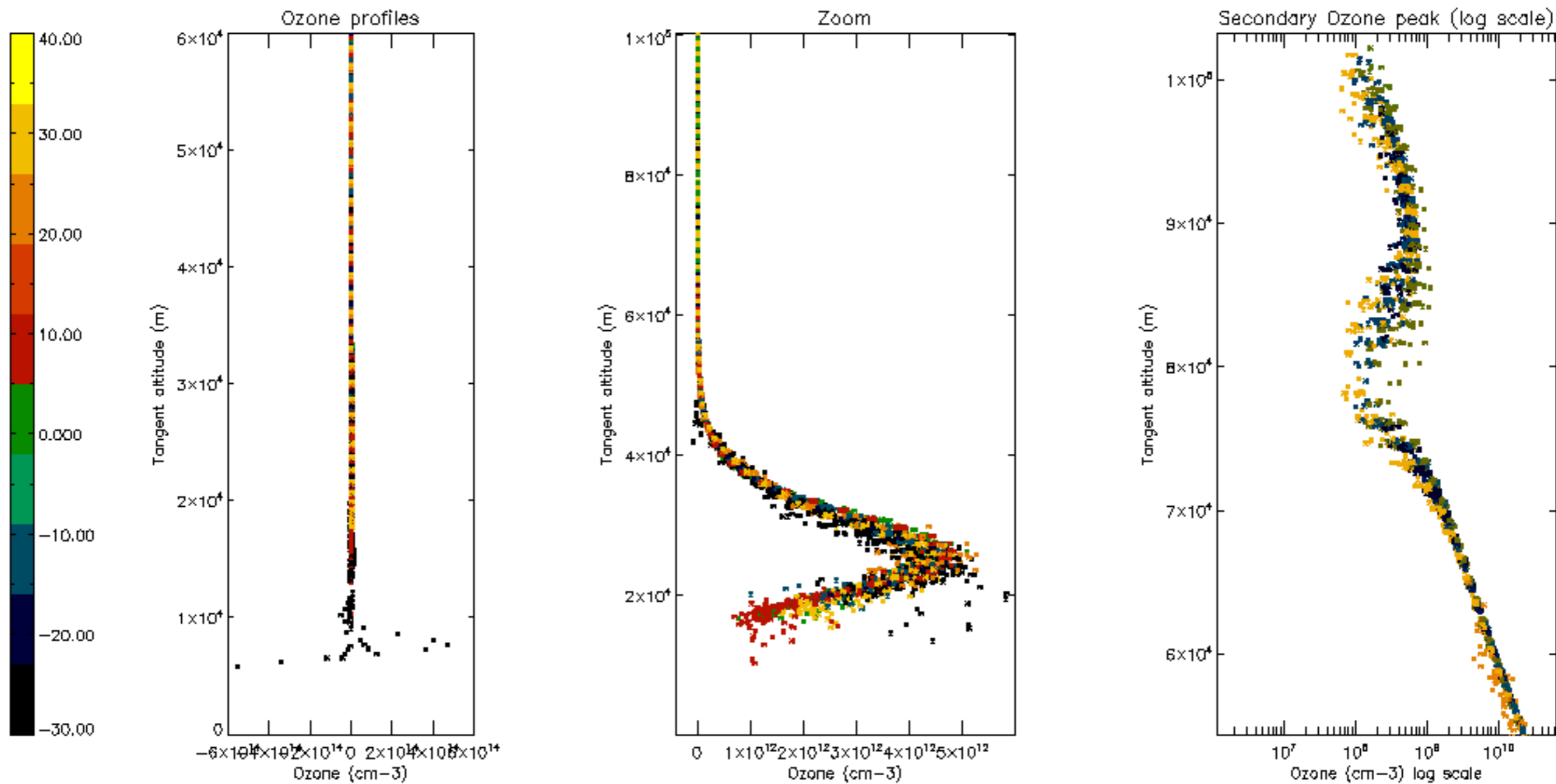


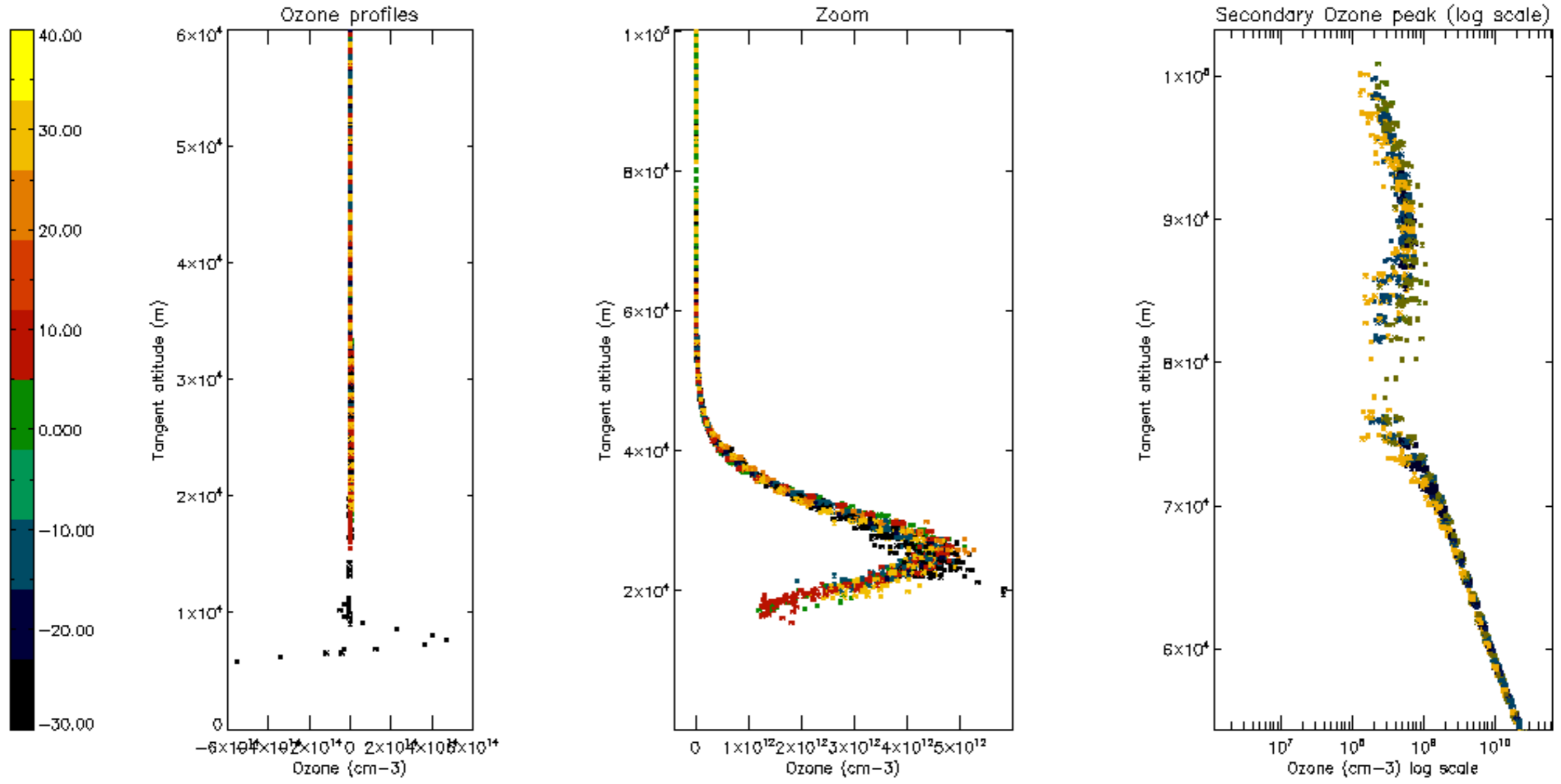
Percentage of saturation errors per profile

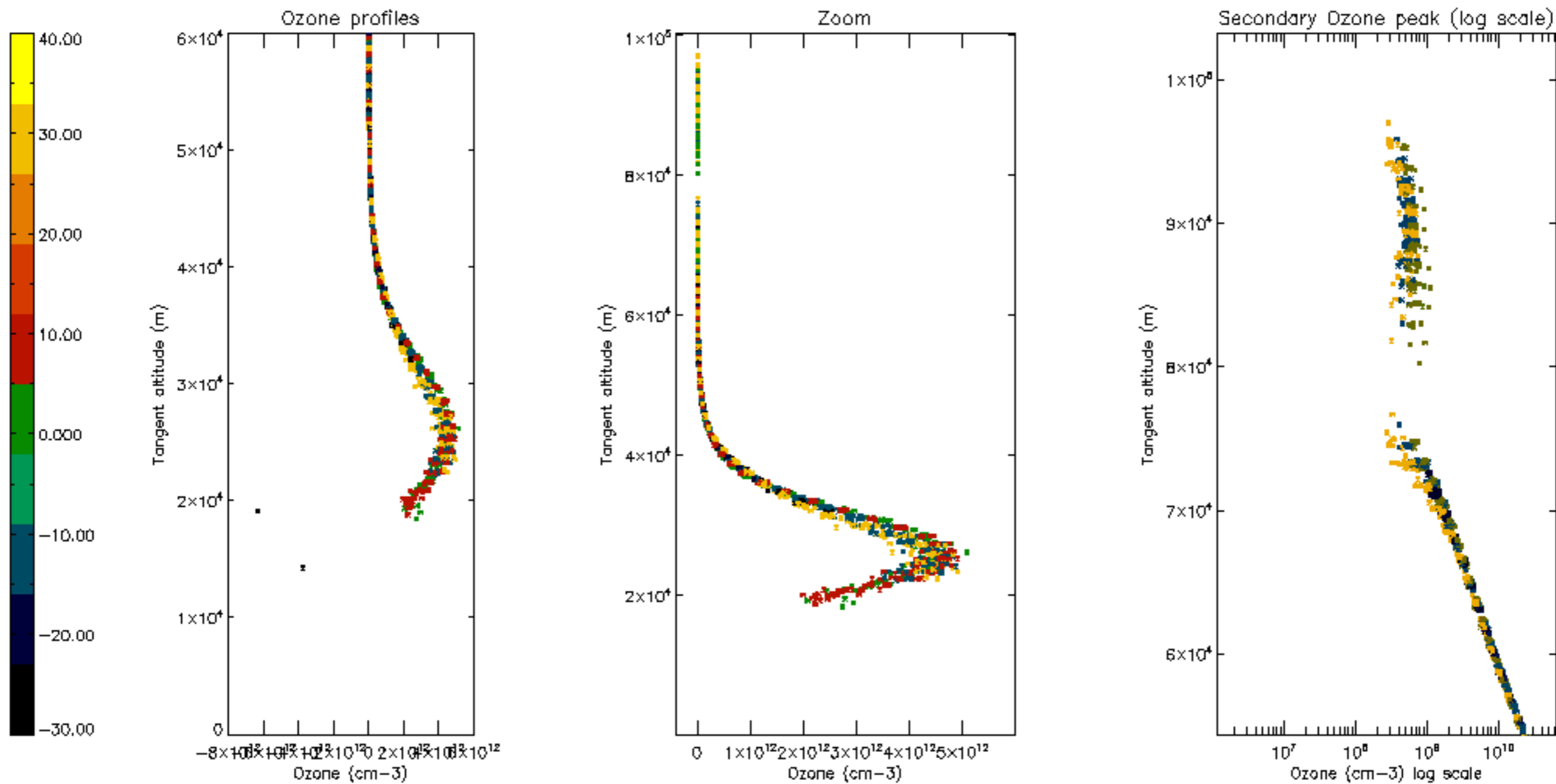


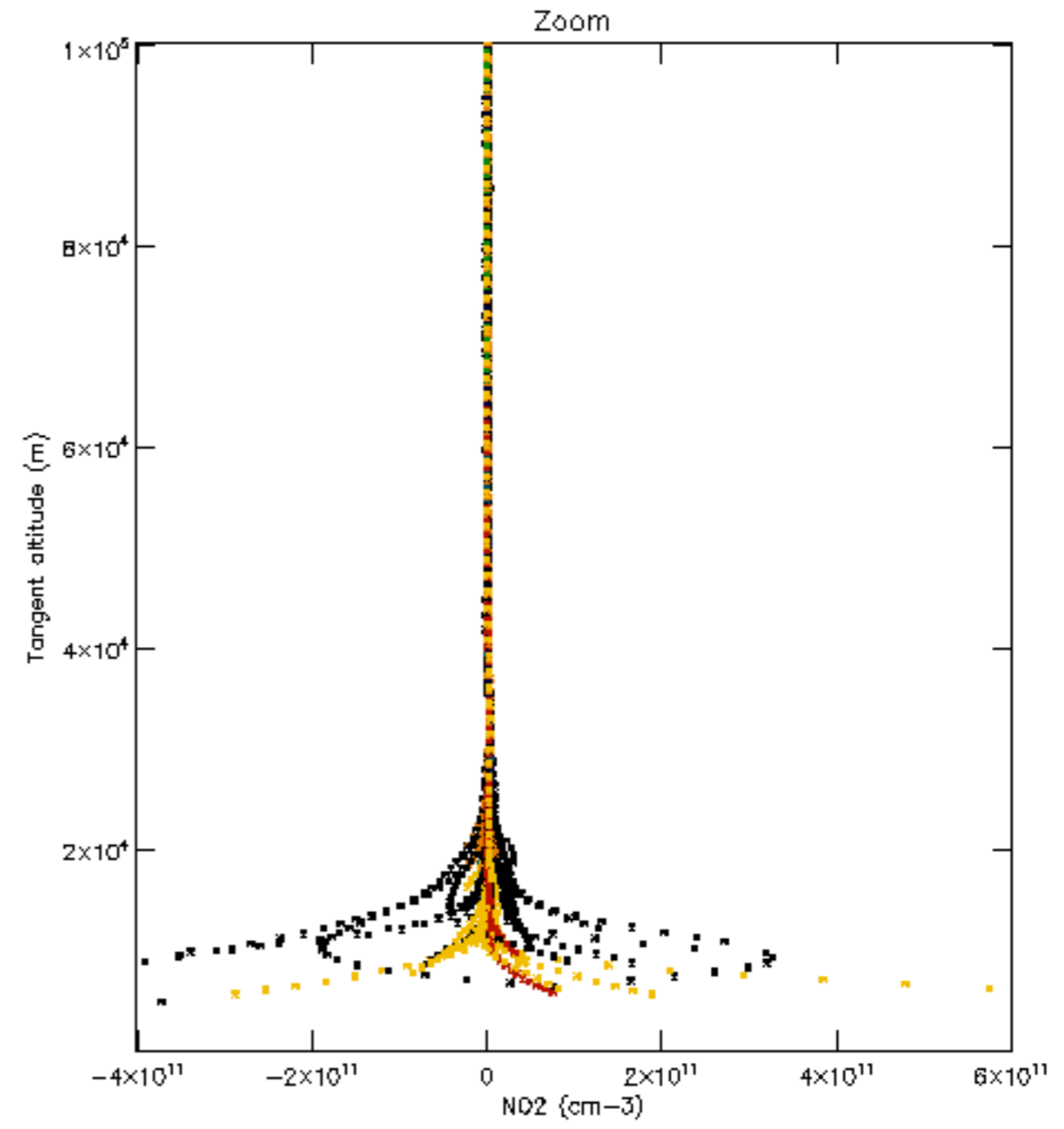
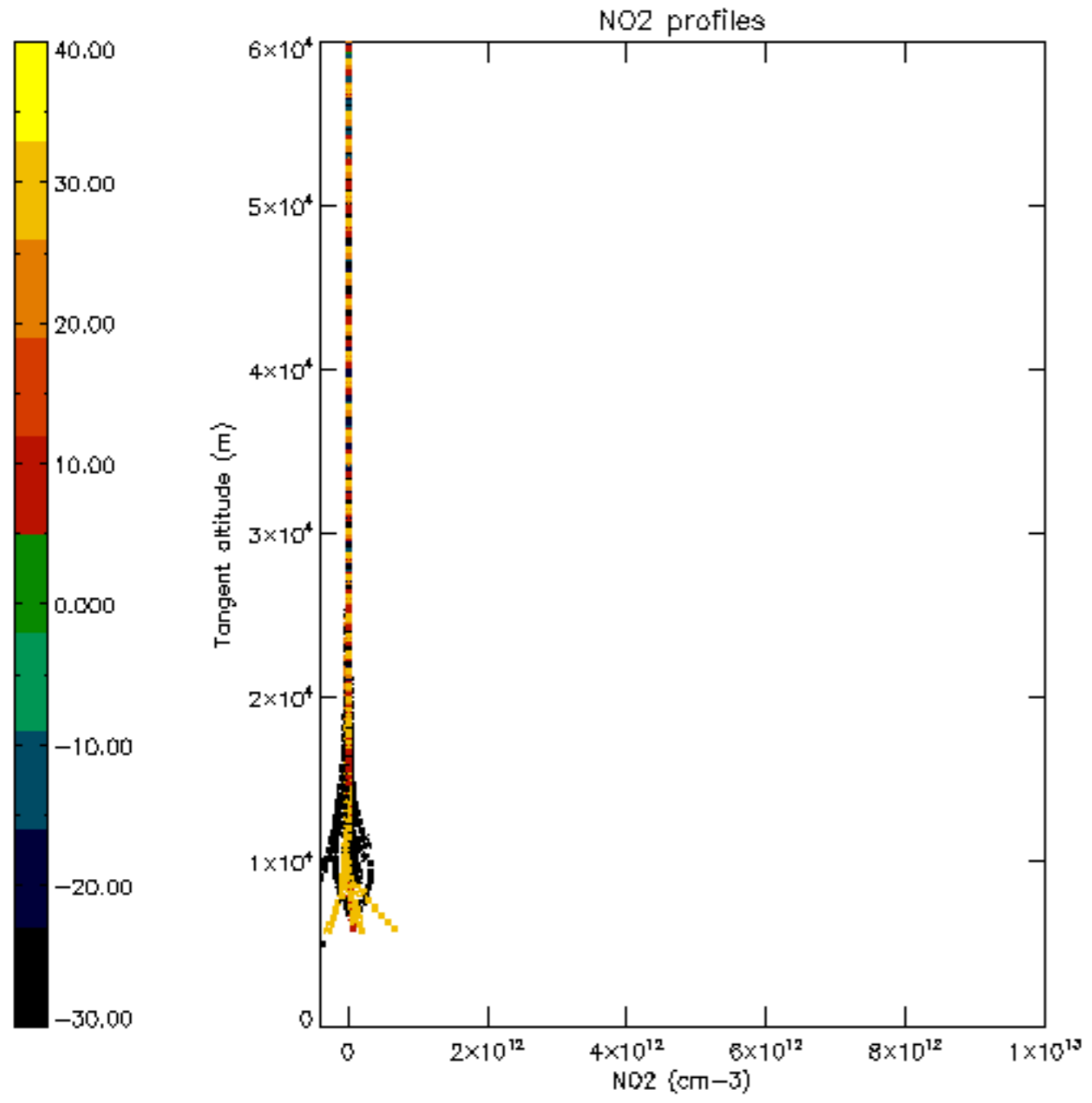




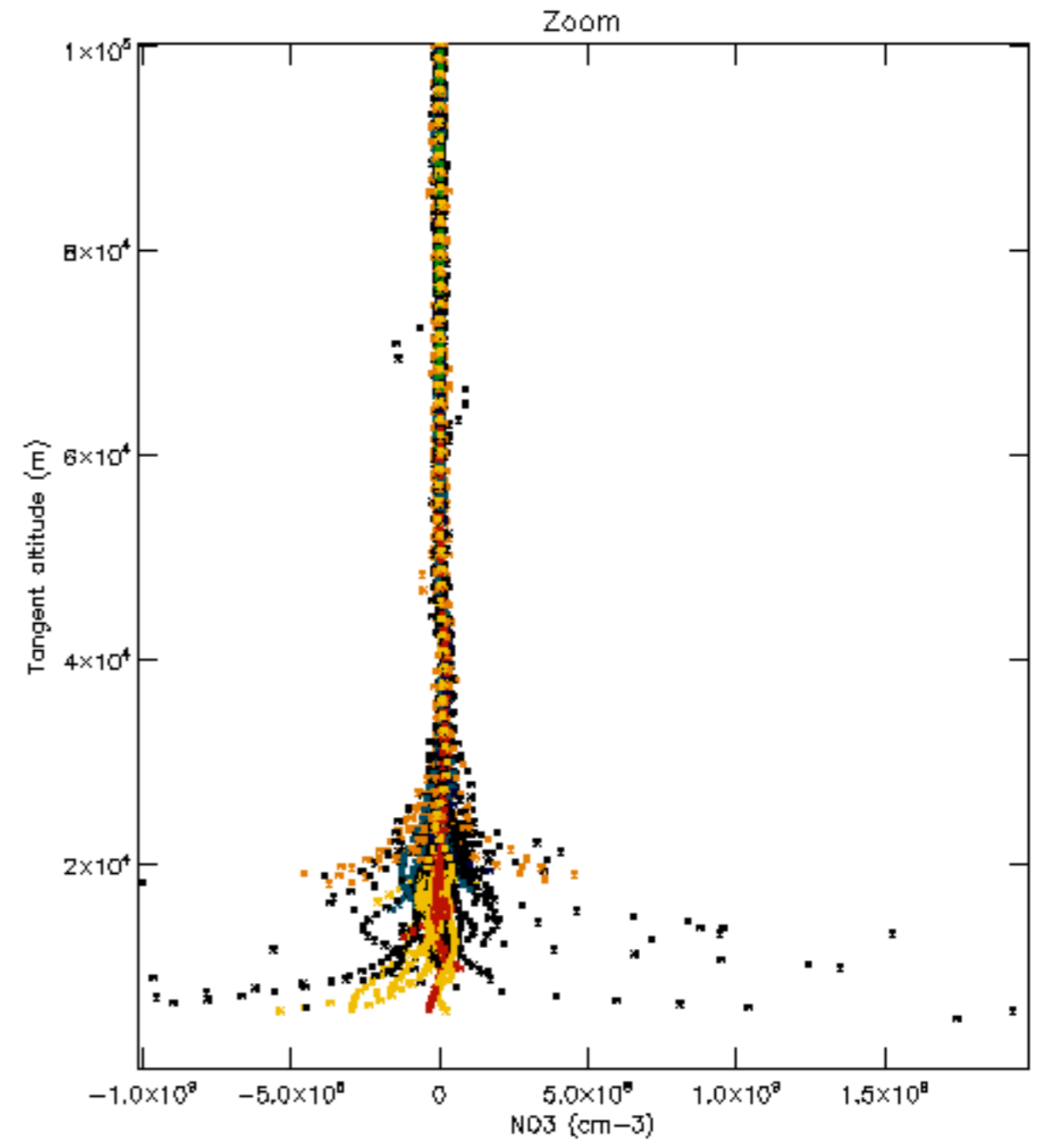
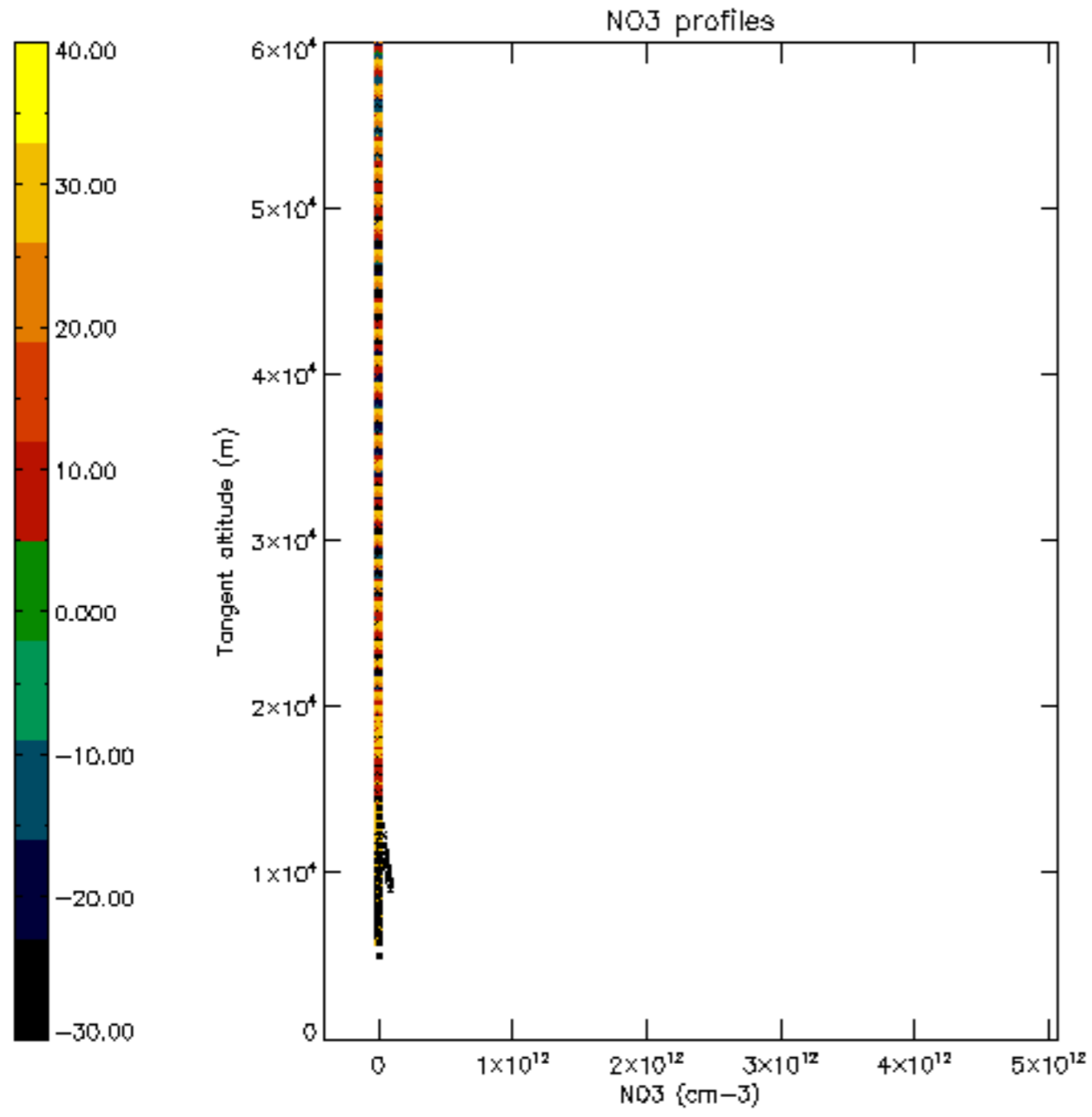


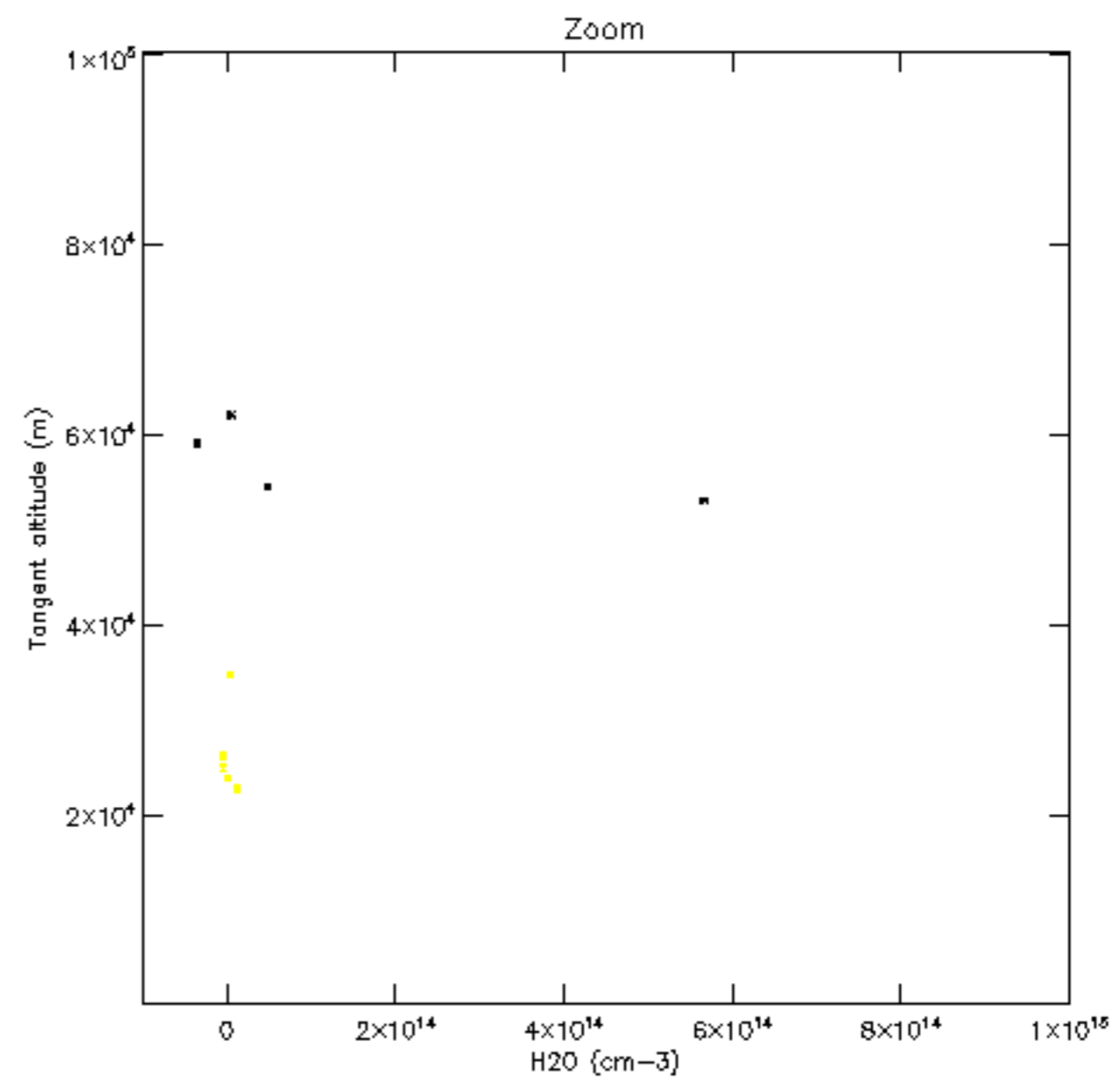
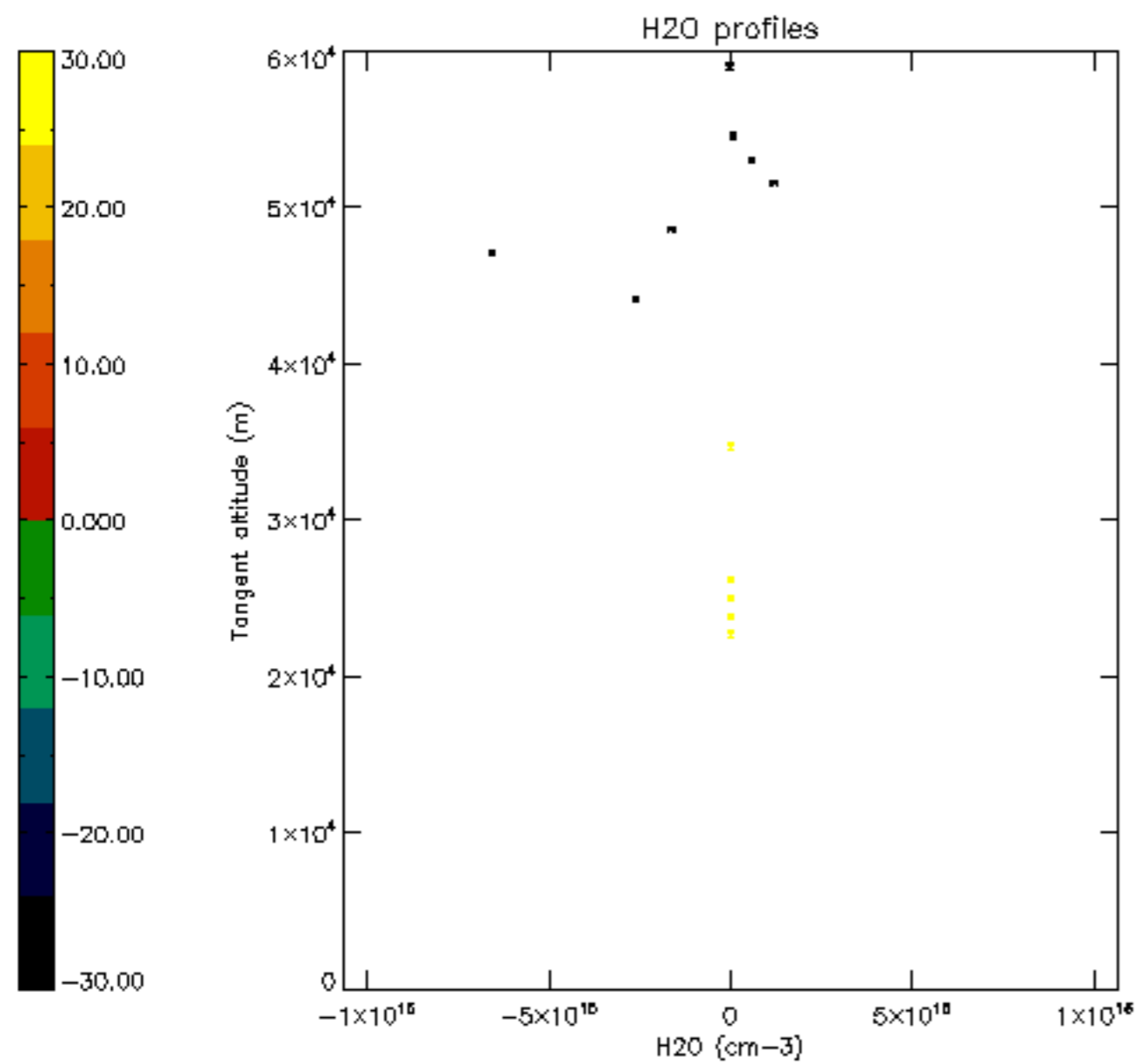


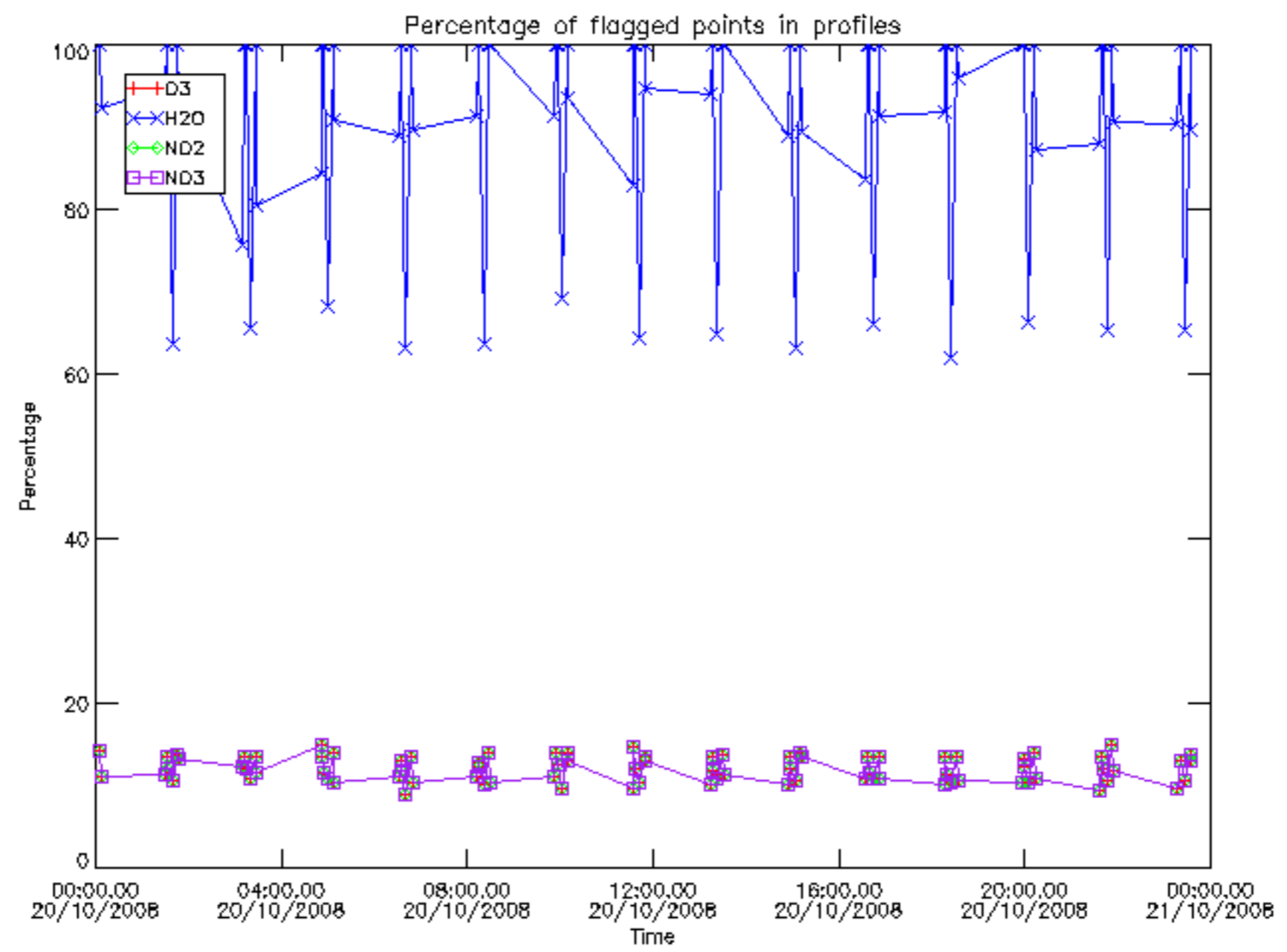




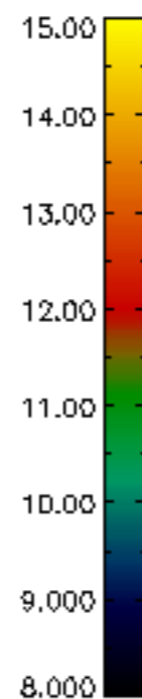
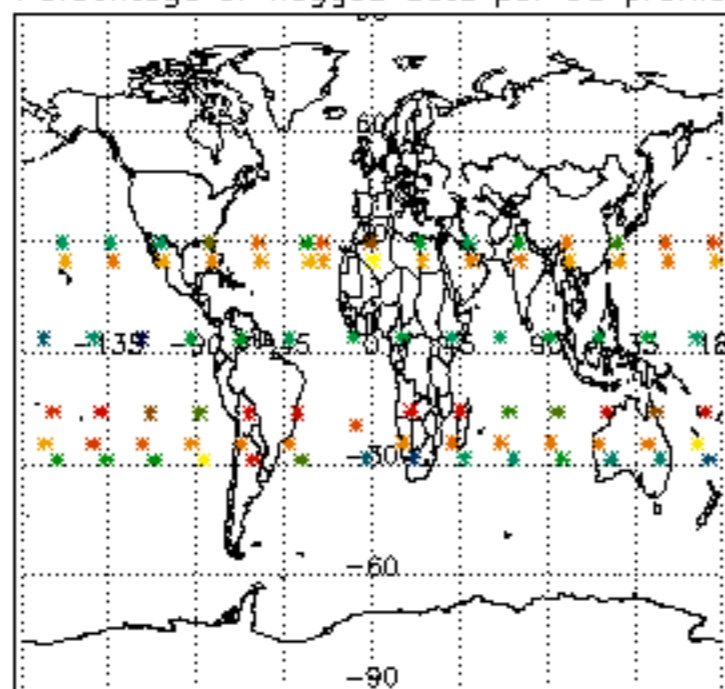




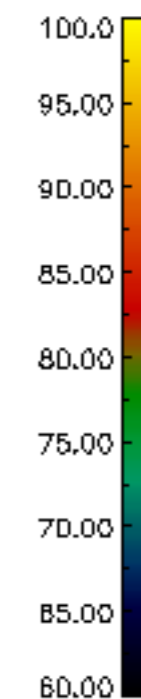
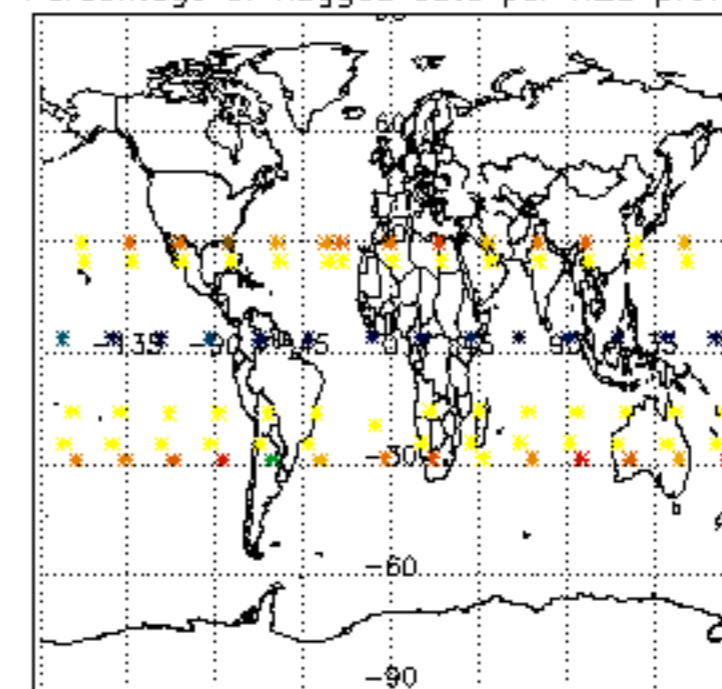




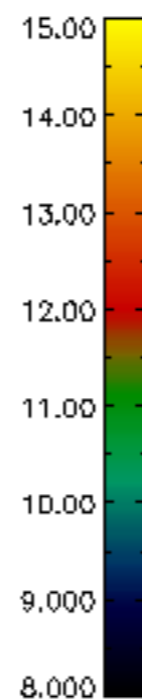
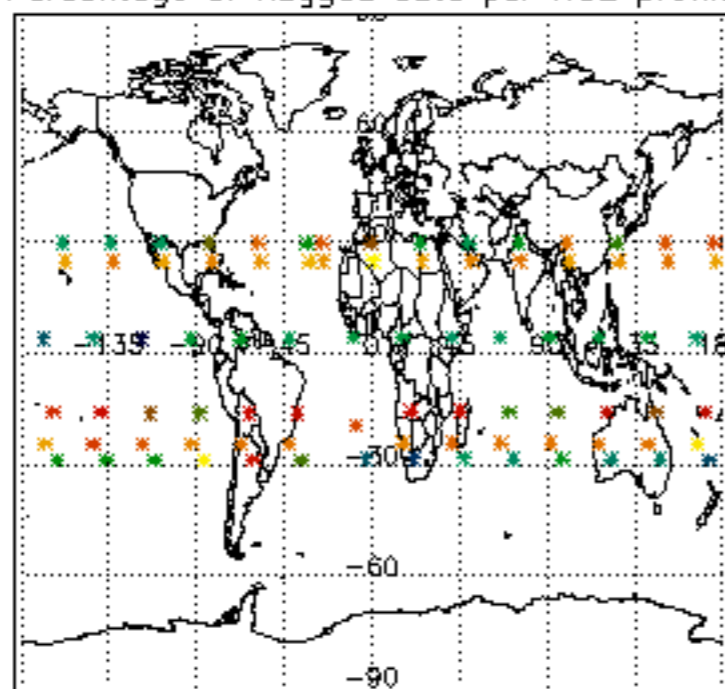
Percentage of flagged data per D3 profile



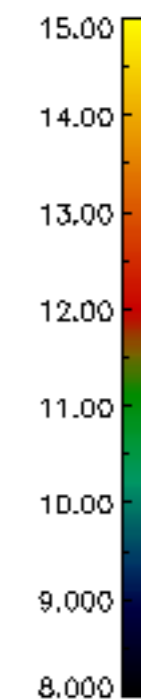
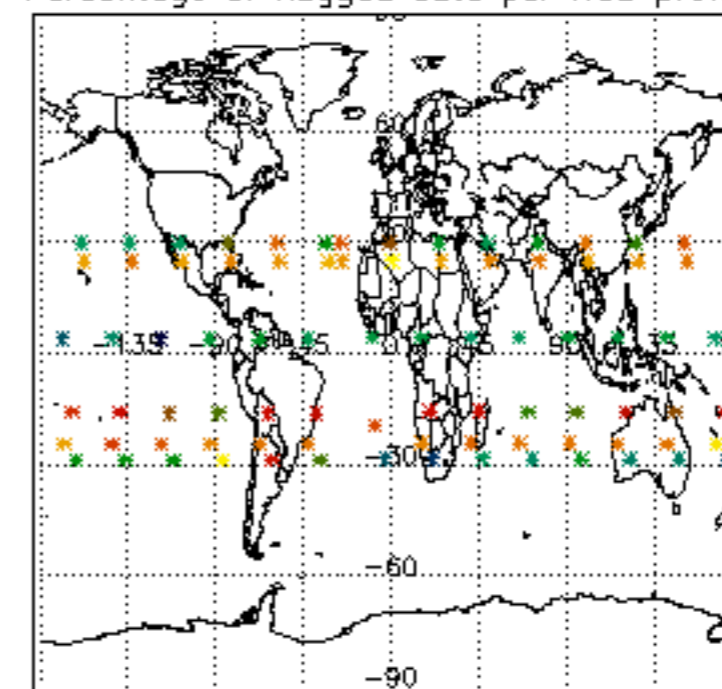
Percentage of flagged data per H2O profile



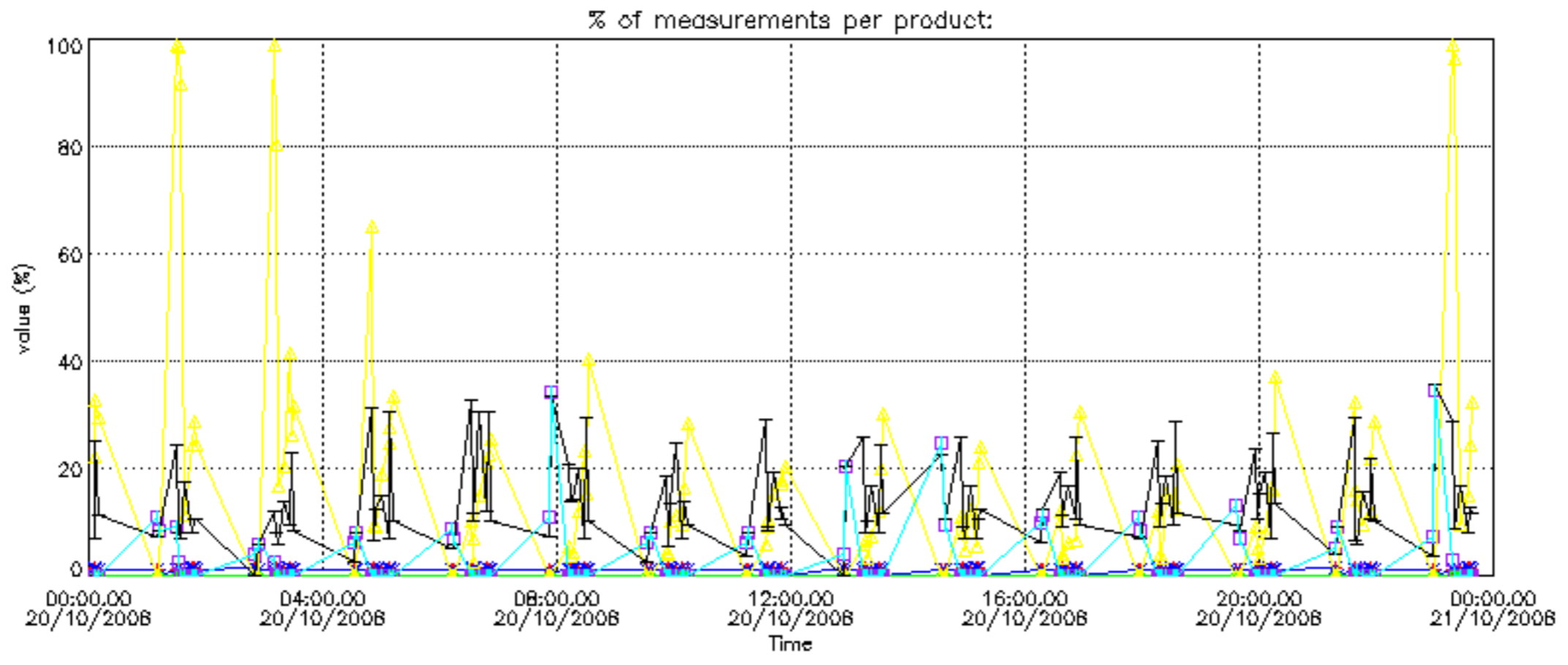
Percentage of flagged data per NO2 profile

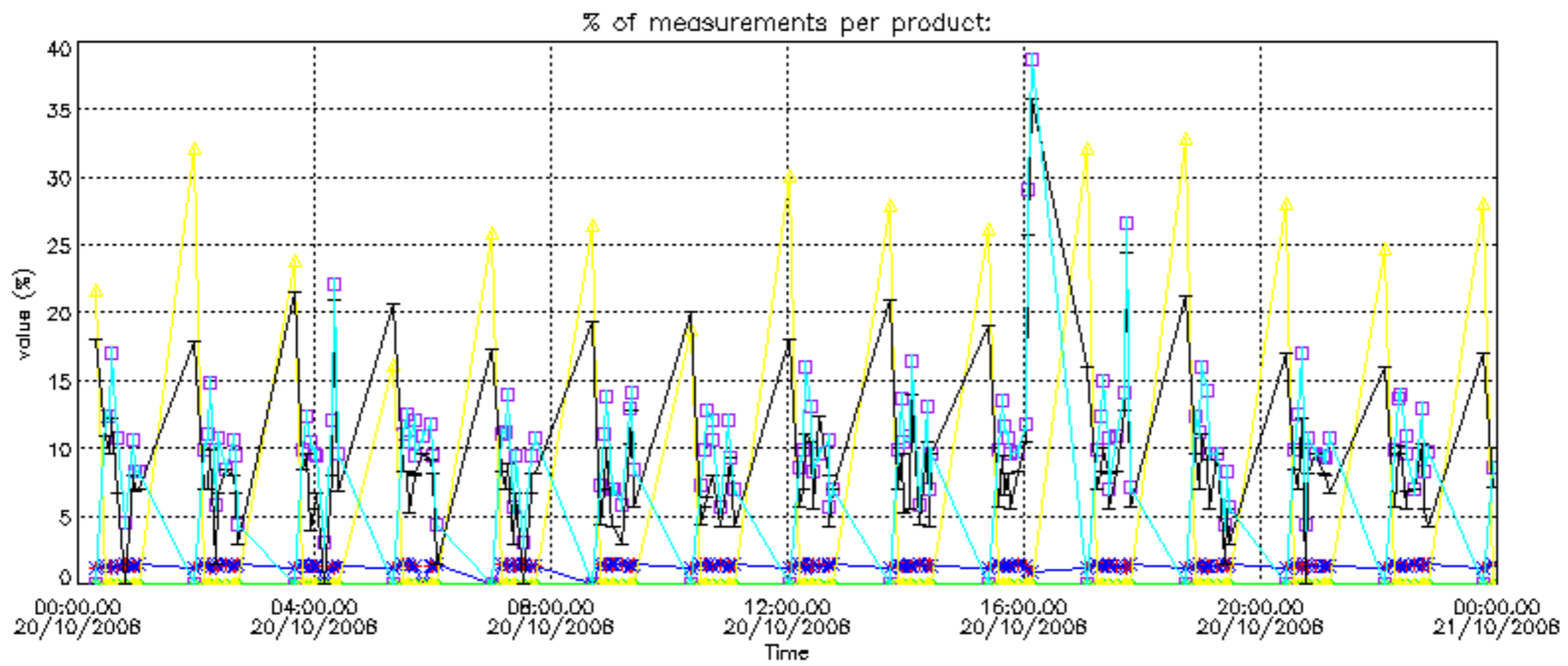


Percentage of flagged data per NO3 profile

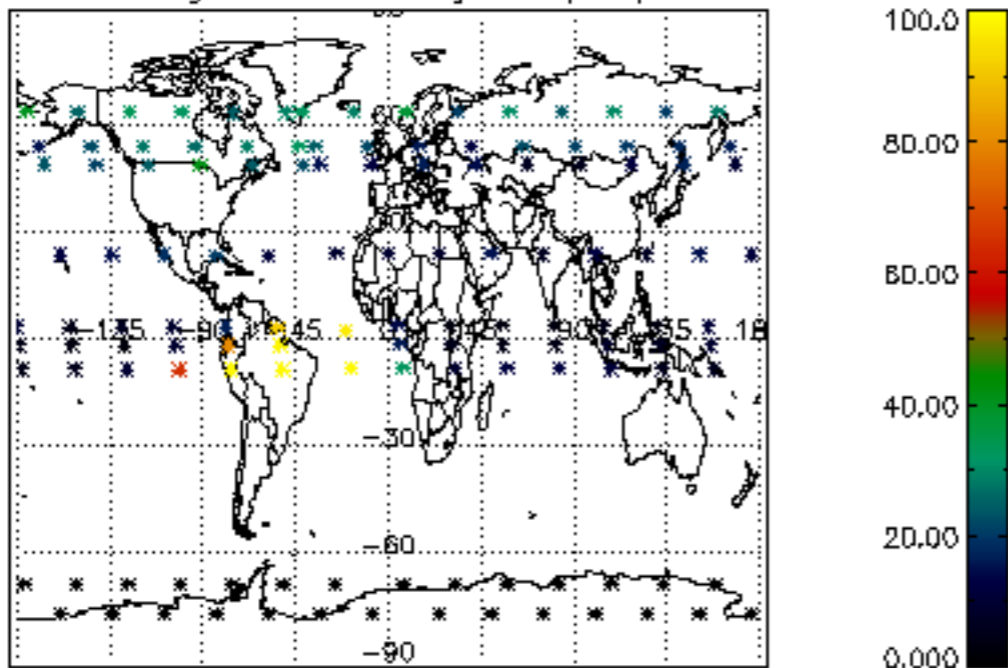




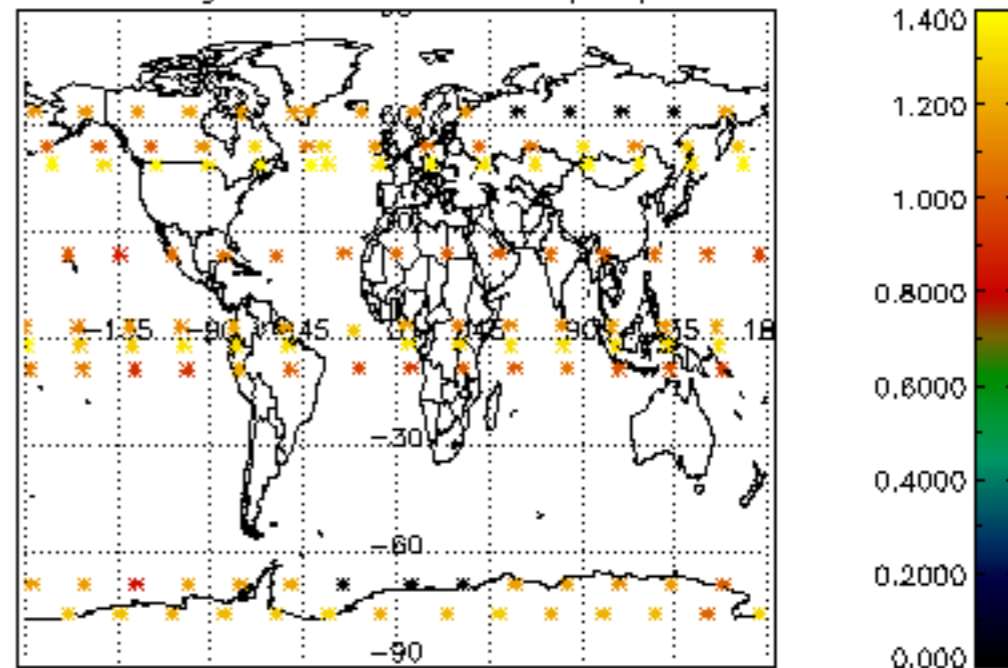




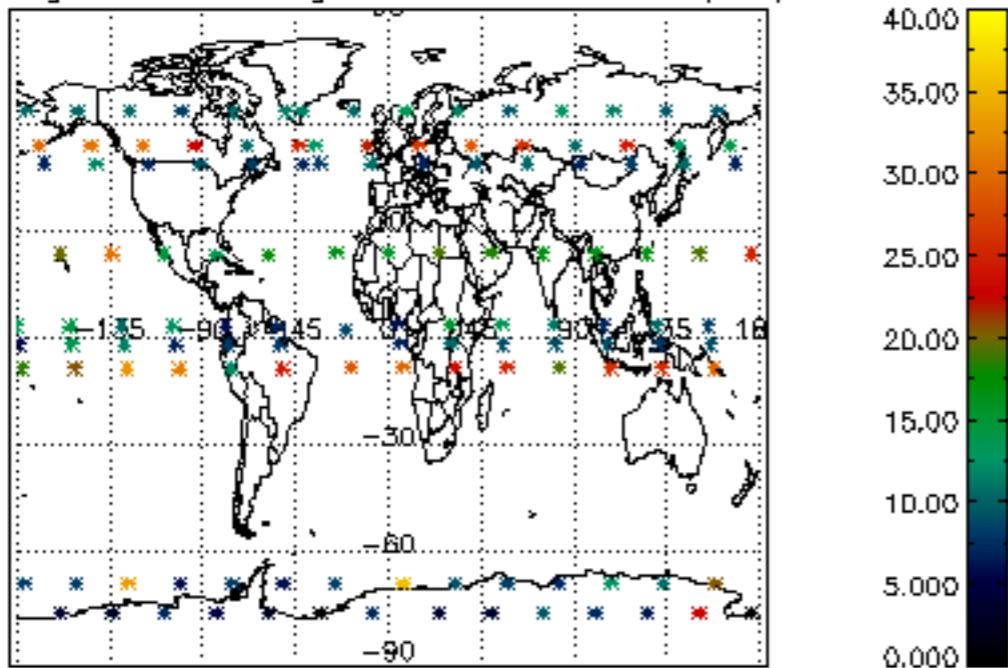
Percentage of cosmic ray hits per profile



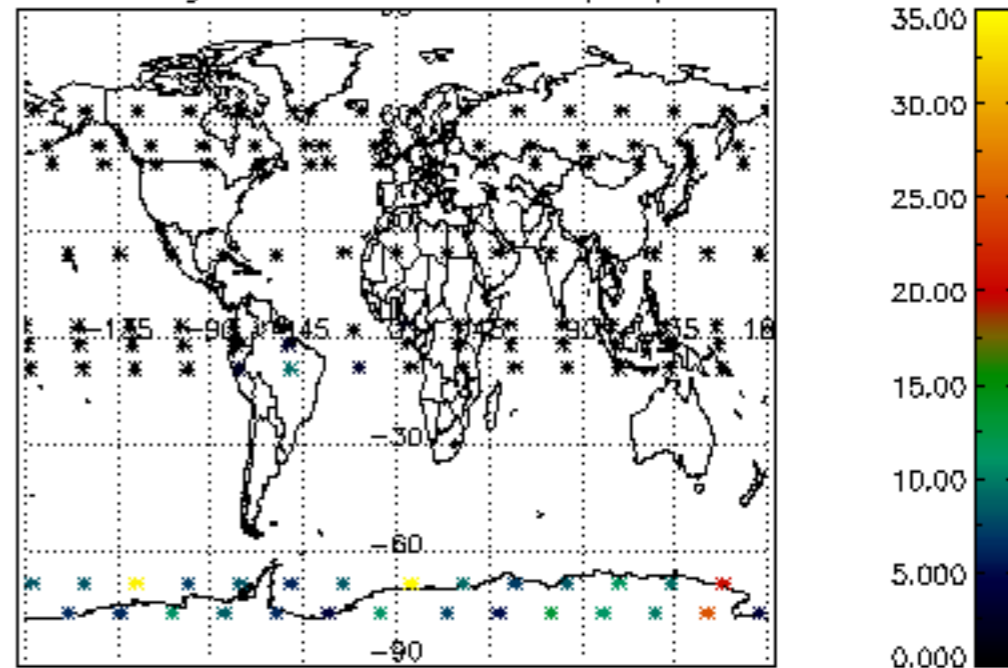
Percentage of datation errors per profile



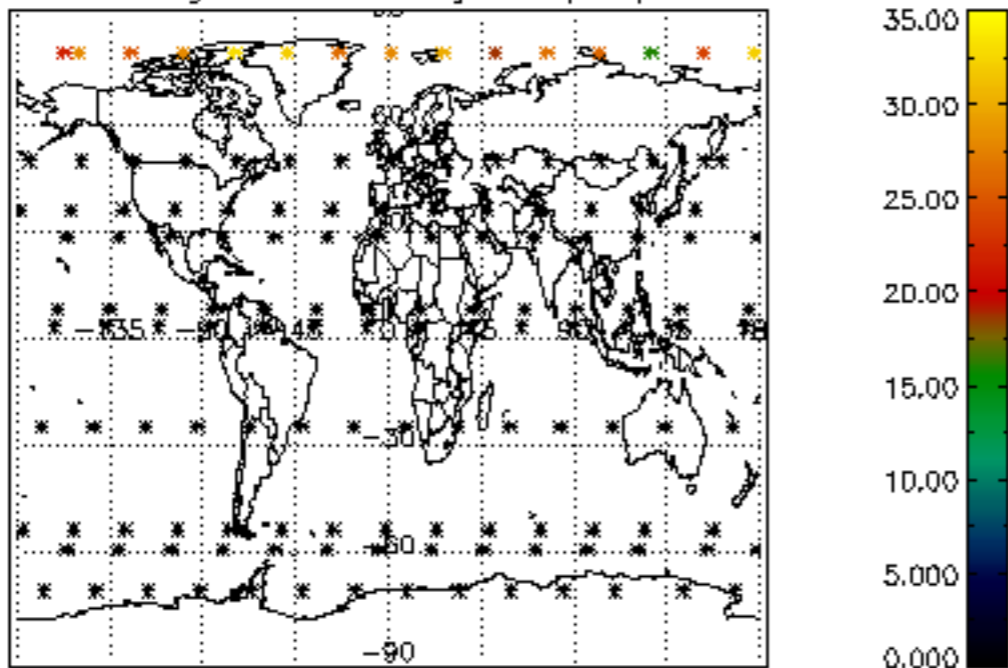
Percentage of star falling outside central band per profile



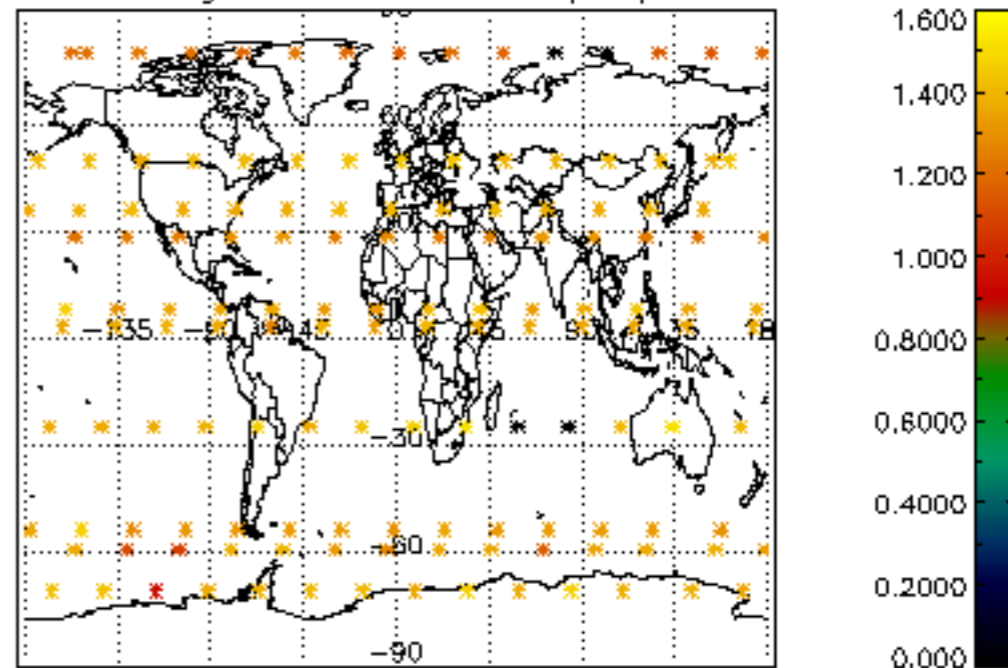
Percentage of saturation errors per profile



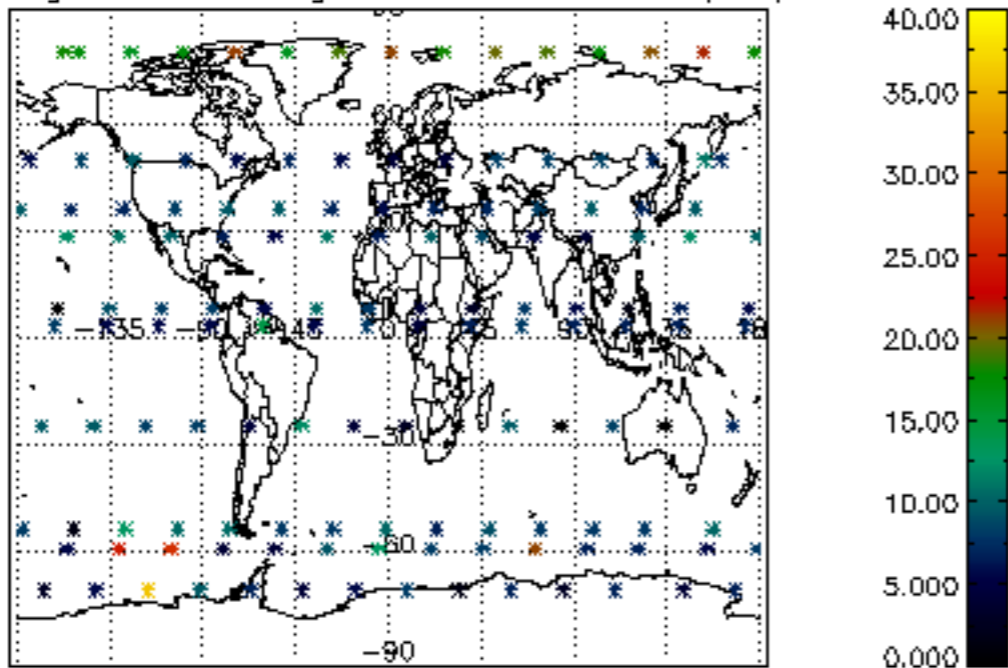
Percentage of cosmic ray hits per profile



Percentage of datation errors per profile



Percentage of star falling outside central band per profile



Percentage of saturation errors per profile

