

# GOMOS Level 2 Daily Report

## SUMMARY

### [1. General Info](#)

### [2. Summary of processed GOM\\_NL\\_2P products](#)

### [3. Level 2 Quality information per product](#)

#### [3.1 Plot of level 2 quality information per product \(time dependant\)](#)

#### [3.2 Plot of level 2 quality information per product \(world map\)](#)

### [4. Level 1 Quality information per product \(stored on level 2 products\)](#)

#### [4.1 Plot of level 1 quality information per product \(time dependant\)](#)

##### [4.1.1 Plot of level 1 quality information per product \(time dependant\): ASCENDING](#)

##### [4.1.2 Plot of level 1 quality information per product \(time dependant\): DESCENDING](#)

#### [4.2 Plot of level 1 quality information per product \(world map\)](#)

##### [4.2.1 Plot of level 1 quality information per product \(world map\): ASCENDING](#)

##### [4.2.2 Plot of level 1 quality information per product \(world map\): DESCENDING](#)

### [5. Ozone profiles based on quality statistics and other trace gas profiles](#)

#### [5.1 Ozone statistics based on quality of products](#)

#### [5.2 Plot ozone profiles for all STD \(dark without errors\)](#)

#### [5.3 Plot ozone profiles where STD < 20% \(dark without errors\)](#)

#### [5.4. Plot ozone profiles where STD < 10% \(dark without errors\)](#)

#### [5.5. Plot ozone profiles where STD < 5% \(dark without errors\)](#)

#### [5.6 Plot NO2 profiles for all STD \(dark without errors\)](#)

#### [5.7 Plot NO3 profiles for all STD \(dark without errors\)](#)

#### [5.8 Plot H2O profiles \(only for occultations of stars 1,2,3,4,13,14,16,26,63 dark without errors\) for all STD](#)

### [6. Auxiliary Data Files used for the production reported in section 2](#)

This report presents the daily analysis on parameters extracted from GOMOS level 2 data (GOM\_NL\_\_2P). It is intended to monitor some important parameters that will impact the quality of these products. A list of level 2 products (and content) that have arrived during the reporting day to the PCF is also given.

Item	Value
Time of report generation	25APR2013 21:10:08
Data source version	GOMOS/6.01
Start time of products	19-10-2008 (19OCT2008 00:00:00)
Stop time of products	20-10-2008 (20OCT2008 00:00:00)
Store outputs in DB	Yes
Nb of level 2 prods	268
Nb of prods with errors	0

## 2. Summary of processed GOM\_NL\_\_2P products.

Nr	Filename	UTC Start time	Limb	Duration	Star Id	Star Name	Star Mag	Star Temp	Nb Meas	Orbit	Prod. error
1	GOM_NL__2PRFIN20081019_000046_00000402073_00073_34696_5306.N1	19-OCT-2008 00:00:46	Bright	39.500	51	41Gam1Leo	2.0100	4500.0	79	34696	No
2	GOM_NL__2PRFIN20081019_000325_000000592073_00073_34696_5307.N1	19-OCT-2008 00:03:25	Bright	58.500	22	32Alp Leo	1.3600	15200.	117	34696	No
3	GOM_NL__2PRFIN20081019_002034_000000462073_00073_34696_5308.N1	19-OCT-2008 00:20:34	Dark	46.000	65	Lam Vel	2.2040	4400.0	92	34696	No
4	GOM_NL__2PRFIN20081019_002231_000000392073_00073_34696_5309.N1	19-OCT-2008 00:22:31	Dark	38.500	91	Kap Vel	2.4900	26000.	77	34696	No
5	GOM_NL__2PRFIN20081019_002351_000000412073_00074_34697_5306.N1	19-OCT-2008 00:23:51	Dark	41.000	34	Gam2Vel	1.7930	23000.	82	34697	No
6	GOM_NL__2PRFIN20081019_002931_000000512073_00074_34697_5307.N1	19-OCT-2008 00:29:31	Dark	51.000	2	Alp Car	-0.73600	7000.0	102	34697	No
7	GOM_NL__2PRFIN20081019_003650_000000382073_00074_34697_5308.N1	19-OCT-2008 00:36:50	Dark	38.000	143	Alp Hyi	2.8570	7200.0	76	34697	No
8	GOM_NL__2PRFIN20081019_003816_000000392073_00074_34697_5309.N1	19-OCT-2008 00:38:16	Dark	38.500	9	Alp Eri	0.45300	24000.	77	34697	No
9	GOM_NL__2PRFIN20081019_004101_000000442073_00074_34697_5310.N1	19-OCT-2008 00:41:01	Straylight	43.500	157	The1Eri	2.9060	9300.0	87	34697	No
10	GOM_NL__2PRFIN20081019_004947_000000432073_00074_34697_5311.N1	19-OCT-2008 00:49:47	Straylight	43.000	52	16Bet Cet	2.0370	4500.0	86	34697	No
11	GOM_NL__2PRFIN20081019_005920_000000372073_00074_34697_5312.N1	19-OCT-2008 00:59:20	Bright	36.500	140	88Gam Peg	2.8340	26000.	73	34697	No
12	GOM_NL__2PRFIN20081019_010316_000000372073_00074_34697_5313.N1	19-OCT-2008 01:03:16	Bright	36.500	58	21Alp And	2.0730	11000.	73	34697	No
13	GOM_NL__2PRFIN20081019_010532_000000412073_00074_34697_5314.N1	19-OCT-2008 01:05:32	Bright	41.000	53	43Bet And	2.0480	3300.0	82	34697	No
14	GOM_NL__2PRFIN20081019_011111_000000382073_00074_34697_5315.N1	19-OCT-2008 01:11:11	Bright	38.000	68	18Alp Cas	2.2250	4500.0	76	34697	No
15	GOM_NL__2PRFIN20081019_011230_000000382073_00074_34697_5316.N1	19-OCT-2008 01:12:30	Bright	38.000	76	27Gam Cas	2.3000	30000.	76	34697	No
16	GOM_NL__2PRFIN20081019_012018_000000362073_00074_34697_5317.N1	19-OCT-2008 01:20:18	Bright	36.000	49	1Alp UMi	1.9900	6300.0	72	34697	No
17	GOM_NL__2PRFIN20081019_012832_000000382073_00074_34697_5318.N1	19-OCT-2008 01:28:32	Bright	38.000	36	50Alp UMa	1.8000	6300.0	76	34697	No
18	GOM_NL__2PRFIN20081019_013006_000000372073_00074_34697_5319.N1	19-OCT-2008 01:30:06	Bright	36.500	82	48Bet UMa	2.3650	10600.	73	34697	No
19	GOM_NL__2PRFIN20081019_013333_000000362073_00074_34697_5320.N1	19-OCT-2008 01:33:33	Bright	36.000	174	52Psi UMa	3.0040	4400.0	72	34697	No
20	GOM_NL__2PRFIN20081019_014122_000000402073_00074_34697_5321.N1	19-OCT-2008 01:41:22	Bright	40.000	51	41Gam1Leo	2.0100	4500.0	80	34697	No
21	GOM_NL__2PRFIN20081019_014401_000000592073_00074_34697_5322.N1	19-OCT-2008 01:44:01	Bright	58.500	22	32Alp Leo	1.3600	15200.	117	34697	No
22	GOM_NL__2PRFIN20081019_020111_000000502073_00074_34697_5323.N1	19-OCT-2008 02:01:11	Dark	49.500	65	Lam Vel	2.2040	4400.0	99	34697	No
23	GOM_NL__2PRFIN20081019_020307_000000382073_00074_34697_5324.N1	19-OCT-2008 02:03:07	Dark	38.000	91	Kap Vel	2.4900	26000.	76	34697	No
24	GOM_NL__2PRFIN20081019_020428_000000462073_00075_34698_5320.N1	19-OCT-2008 02:04:28	Dark	45.500	34	Gam2Vel	1.7930	23000.	91	34698	No
25	GOM_NL__2PRFIN20081019_021007_000000492073_00075_34698_5321.N1	19-OCT-2008 02:10:07	Dark	48.500	2	Alp Car	-0.73600	7000.0	97	34698	No
26	GOM_NL__2PRFIN20081019_021726_000000372073_00075_34698_5322.N1	19-OCT-2008 02:17:26	Dark	37.000	143	Alp Hyi	2.8570	7200.0	74	34698	No
27	GOM_NL__2PRFIN20081019_021852_000000392073_00075_34698_5323.N1	19-OCT-2008 02:18:52	Dark	39.000	9	Alp Eri	0.45300	24000.	78	34698	No
28	GOM_NL__2PRFIN20081019_022138_000000432073_00075_34698_5324.N1	19-OCT-2008 02:21:38	Straylight	42.500	157	The1Eri	2.9060	9300.0	85	34698	No
29	GOM_NL__2PRFIN20081019_023023_000000442073_00075_34698_5325.N1	19-OCT-2008 02:30:23	Straylight	43.500	52	16Bet Cet	2.0370	4500.0	87	34698	No
30	GOM_NL__2PRFIN20081019_023956_000000362073_00075_34698_5326.N1	19-OCT-2008 02:39:56	Bright	35.500	140	88Gam Peg	2.8340	26000.	71	34698	No
31	GOM_NL__2PRFIN20081019_024352_000000372073_00075_34698_5327.N1	19-OCT-2008 02:43:52	Bright	36.500	58	21Alp And	2.0730	11000.	73	34698	No
32	GOM_NL__2PRFIN20081019_024608_000000412073_00075_34698_5328.N1	19-OCT-2008 02:46:08	Bright	40.500	53	43Bet And	2.0480	3300.0	81	34698	No
33	GOM_NL__2PRFIN20081019_025146_000000372073_00075_34698_5329.N1	19-OCT-2008 02:51:46	Bright	36.500	68	18Alp Cas	2.2250	4500.0	73	34698	No
34	GOM_NL__2PRFIN20081019_025306_000000372073_00075_34698_5330.N1	19-OCT-2008 02:53:06	Bright	37.000	76	27Gam Cas	2.3000	30000.	74	34698	No
35	GOM_NL__2PRFIN20081019_030054_000000322073_00075_34698_5331.N1	19-OCT-2008 03:00:54	Bright	32.000	49	1Alp UMi	1.9900	6300.0	64	34698	No
36	GOM_NL__2PRFIN20081019_030908_000000362073_00075_34698_5332.N1	19-OCT-2008 03:09:08	Bright	36.000	36	50Alp UMa	1.8000	6300.0	72	34698	No
37	GOM_NL__2PRFIN20081019_031042_000000372073_00075_34698_5333.N1	19-OCT-2008 03:10:42	Bright	37.000	82	48Bet UMa	2.3650	10600.	74	34698	No
38	GOM_NL__2PRFIN20081019_031409_000000362073_00075_34698_5334.N1	19-OCT-2008 03:14:09	Bright	36.000	174	52Psi UMa	3.0040	4400.0	72	34698	No
39	GOM_NL__2PRFIN20081019_032158_000000402073_00075_34698_5335.N1	19-OCT-2008 03:21:58	Bright	39.500	51	41Gam1Leo	2.0100	4500.0	79	34698	No
40	GOM_NL__2PRFIN20081019_032437_000000422073_00075_34698_5336.N1	19-OCT-2008 03:24:37	Bright	42.000	22	32Alp Leo	1.3600	15200.	84	34698	No
41	GOM_NL__2PRFIN20081019_034147_000000532073_00075_34698_5337.N1	19-OCT-2008 03:41:47	Dark	53.000	65	Lam Vel	2.2040	4400.0	106	34698	No
42	GOM_NL__2PRFIN20081019_034344_000000382073_00075_34698_5338.N1	19-OCT-2008 03:43:44	Dark	38.000	91	Kap Vel	2.4900	26000.	76	34698	No

43	GOM_NL__2PRFIN20081019_034505_000000442073_00076_34699_5330.N1	19-OCT-2008 03:45:05	Dark	43.500	34	Gam2Vel	1.7930	23000.	87	34699	No
44	GOM_NL__2PRFIN20081019_035044_000000482073_00076_34699_5331.N1	19-OCT-2008 03:50:44	Dark	47.500	2	Alp Car	-0.73600	7000.0	95	34699	No
45	GOM_NL__2PRFIN20081019_035803_000000372073_00076_34699_5332.N1	19-OCT-2008 03:58:03	Dark	37.000	143	Alp Hyi	2.8570	7200.0	74	34699	No
46	GOM_NL__2PRFIN20081019_035928_000000502073_00076_34699_5333.N1	19-OCT-2008 03:59:28	Dark	49.500	9	Alp Eri	0.45300	24000.	99	34699	No
47	GOM_NL__2PRFIN20081019_040214_000000452073_00076_34699_5334.N1	19-OCT-2008 04:02:14	Straylight	44.500	157	The1Eri	2.9060	9300.0	89	34699	No
48	GOM_NL__2PRFIN20081019_041059_000000432073_00076_34699_5335.N1	19-OCT-2008 04:10:59	Straylight	43.000	52	16Bet Cet	2.0370	4500.0	86	34699	No
49	GOM_NL__2PRFIN20081019_042032_000000362073_00076_34699_5336.N1	19-OCT-2008 04:20:32	Bright	35.500	140	88Gam Peg	2.8340	26000.	71	34699	No
50	GOM_NL__2PRFIN20081019_042428_000000372073_00076_34699_5337.N1	19-OCT-2008 04:24:28	Bright	36.500	58	21Alp And	2.0730	11000.	73	34699	No
51	GOM_NL__2PRFIN20081019_042644_000000402073_00076_34699_5338.N1	19-OCT-2008 04:26:44	Bright	40.000	53	43Bet And	2.0480	3300.0	80	34699	No
52	GOM_NL__2PRFIN20081019_043222_000000382073_00076_34699_5339.N1	19-OCT-2008 04:32:22	Bright	37.500	68	18Alp Cas	2.2250	4500.0	75	34699	No
53	GOM_NL__2PRFIN20081019_043342_000000372073_00076_34699_5340.N1	19-OCT-2008 04:33:42	Bright	37.000	76	27Gam Cas	2.3000	30000.	74	34699	No
54	GOM_NL__2PRFIN20081019_044130_000000352073_00076_34699_5341.N1	19-OCT-2008 04:41:30	Bright	35.000	49	1Alp UMi	1.9900	6300.0	70	34699	No
55	GOM_NL__2PRFIN20081019_044944_000000382073_00076_34699_5342.N1	19-OCT-2008 04:49:44	Bright	38.000	36	50Alp UMa	1.8000	6300.0	76	34699	No
56	GOM_NL__2PRFIN20081019_045119_000000372073_00076_34699_5343.N1	19-OCT-2008 04:51:19	Bright	37.000	82	48Bet UMa	2.3650	10600.	74	34699	No
57	GOM_NL__2PRFIN20081019_045445_000000362073_00076_34699_5344.N1	19-OCT-2008 04:54:45	Bright	35.500	174	52Psi UMa	3.0040	4400.0	71	34699	No
58	GOM_NL__2PRFIN20081019_050234_000000402073_00076_34699_5345.N1	19-OCT-2008 05:02:34	Bright	40.000	51	41Gam1Leo	2.0100	4500.0	80	34699	No
59	GOM_NL__2PRFIN20081019_050514_000000522073_00076_34699_5346.N1	19-OCT-2008 05:05:14	Bright	51.500	22	32Alp Leo	1.3600	15200.	103	34699	No
60	GOM_NL__2PRFIN20081019_052224_000000532073_00076_34699_5347.N1	19-OCT-2008 05:22:24	Dark	53.000	65	Lam Vel	2.2040	4400.0	106	34699	No
61	GOM_NL__2PRFIN20081019_052420_000000382073_00076_34699_5348.N1	19-OCT-2008 05:24:20	Dark	38.000	91	Kap Vel	2.4900	26000.	76	34699	No
62	GOM_NL__2PRFIN20081019_052542_000000442073_00077_34700_5351.N1	19-OCT-2008 05:25:42	Dark	43.500	34	Gam2Vel	1.7930	23000.	87	34700	No
63	GOM_NL__2PRFIN20081019_053121_000000572073_00077_34700_5352.N1	19-OCT-2008 05:31:21	Dark	56.500	2	Alp Car	-0.73600	7000.0	113	34700	No
64	GOM_NL__2PRFIN20081019_053839_000000382073_00077_34700_5353.N1	19-OCT-2008 05:38:39	Dark	37.500	143	Alp Hyi	2.8570	7200.0	75	34700	No
65	GOM_NL__2PRFIN20081019_054005_000000462073_00077_34700_5354.N1	19-OCT-2008 05:40:05	Dark	46.000	9	Alp Eri	0.45300	24000.	92	34700	No
66	GOM_NL__2PRFIN20081019_054251_000000422073_00077_34700_5355.N1	19-OCT-2008 05:42:51	Straylight	41.500	157	The1Eri	2.9060	9300.0	83	34700	No
67	GOM_NL__2PRFIN20081019_055135_000000432073_00077_34700_5356.N1	19-OCT-2008 05:51:35	Straylight	42.500	52	16Bet Cet	2.0370	4500.0	85	34700	No
68	GOM_NL__2PRFIN20081019_060108_000000362073_00077_34700_5357.N1	19-OCT-2008 06:01:08	Bright	35.500	140	88Gam Peg	2.8340	26000.	71	34700	No
69	GOM_NL__2PRFIN20081019_060504_000000362073_00077_34700_5358.N1	19-OCT-2008 06:05:04	Bright	36.000	58	21Alp And	2.0730	11000.	72	34700	No
70	GOM_NL__2PRFIN20081019_060720_000000382073_00077_34700_5359.N1	19-OCT-2008 06:07:20	Bright	38.000	53	43Bet And	2.0480	3300.0	76	34700	No
71	GOM_NL__2PRFIN20081019_061258_000000372073_00077_34700_5360.N1	19-OCT-2008 06:12:58	Bright	36.500	68	18Alp Cas	2.2250	4500.0	73	34700	No
72	GOM_NL__2PRFIN20081019_061418_000000372073_00077_34700_5361.N1	19-OCT-2008 06:14:18	Bright	36.500	76	27Gam Cas	2.3000	30000.	73	34700	No
73	GOM_NL__2PRFIN20081019_062206_000000362073_00077_34700_5362.N1	19-OCT-2008 06:22:06	Bright	36.000	49	1Alp UMi	1.9900	6300.0	72	34700	No
74	GOM_NL__2PRFIN20081019_063020_000000372073_00077_34700_5363.N1	19-OCT-2008 06:30:20	Bright	37.000	36	50Alp UMa	1.8000	6300.0	74	34700	No
75	GOM_NL__2PRFIN20081019_063154_000000372073_00077_34700_5364.N1	19-OCT-2008 06:31:54	Bright	36.500	82	48Bet UMa	2.3650	10600.	73	34700	No
76	GOM_NL__2PRFIN20081019_063521_000000342073_00077_34700_5365.N1	19-OCT-2008 06:35:21	Bright	34.000	174	52Psi UMa	3.0040	4400.0	68	34700	No
77	GOM_NL__2PRFIN20081019_064311_000000392073_00077_34700_5366.N1	19-OCT-2008 06:43:11	Bright	38.500	51	41Gam1Leo	2.0100	4500.0	77	34700	No
78	GOM_NL__2PRFIN20081019_064550_000000412073_00077_34700_5367.N1	19-OCT-2008 06:45:50	Bright	40.500	22	32Alp Leo	1.3600	15200.	81	34700	No
79	GOM_NL__2PRFIN20081019_070300_000000462073_00077_34700_5368.N1	19-OCT-2008 07:03:00	Dark	46.000	65	Lam Vel	2.2040	4400.0	92	34700	No
80	GOM_NL__2PRFIN20081019_071158_000000562073_00078_34701_5365.N1	19-OCT-2008 07:11:58	Dark	55.500	2	Alp Car	-0.73600	7000.0	111	34701	No
81	GOM_NL__2PRFIN20081019_071915_000000382073_00078_34701_5366.N1	19-OCT-2008 07:19:15	Dark	38.000	143	Alp Hyi	2.8570	7200.0	76	34701	No
82	GOM_NL__2PRFIN20081019_072041_000000502073_00078_34701_5367.N1	19-OCT-2008 07:20:41	Dark	49.500	9	Alp Eri	0.45300	24000.	99	34701	No
83	GOM_NL__2PRFIN20081019_072327_000000432073_00078_34701_5368.N1	19-OCT-2008 07:23:27	Straylight	43.000	157	The1Eri	2.9060	9300.0	86	34701	No
84	GOM_NL__2PRFIN20081019_073211_000000432073_00078_34701_5369.N1	19-OCT-2008 07:32:11	Straylight	42.500	52	16Bet Cet	2.0370	4500.0	85	34701	No
85	GOM_NL__2PRFIN20081019_074144_000000362073_00078_34701_5370.N1	19-OCT-2008 07:41:44	Bright	36.000	140	88Gam Peg	2.8340	26000.	72	34701	No
86	GOM_NL__2PRFIN20081019_074540_000000372073_00078_34701_5371.N1	19-OCT-2008 07:45:40	Bright	36.500	58	21Alp And	2.0730	11000.	73	34701	No
87	GOM_NL__2PRFIN20081019_074755_000000412073_00078_34701_5372.N1	19-OCT-2008 07:47:55	Bright	40.500	53	43Bet And	2.0480	3300.0	81	34701	No
88	GOM_NL__2PRFIN20081019_075334_000000372073_00078_34701_5373.N1	19-OCT-2008 07:53:34	Bright	36.500	68	18Alp Cas	2.2250	4500.0	73	34701	No
89	GOM_NL__2PRFIN20081019_075453_000000372073_00078_34701_5374.N1	19-OCT-2008 07:54:53	Bright	37.000	76	27Gam Cas	2.3000	30000.	74	34701	No
90	GOM_NL__2PRFIN20081019_080242_000000322073_00078_34701_5375.N1	19-OCT-2008 08:02:42	Bright	32.000	49	1Alp UMi	1.9900	6300.0	64	34701	No
91	GOM_NL__2PRFIN20081019_081056_000000382073_00078_34701_5376.N1	19-OCT-2008 08:10:56	Bright	37.500	36	50Alp UMa	1.8000	6300.0	75	34701	No
92	GOM_NL__2PRFIN20081019_081231_000000362073_00078_34701_5377.N1	19-OCT-2008 08:12:31	Bright	35.500	82	48Bet UMa	2.3650	10600.	71	34701	No
93	GOM_NL__2PRFIN20081019_081557_000000402073_00078_34701_5378.N1	19-OCT-2008 08:15:57	Bright	39.500	174	52Psi UMa	3.0040	4400.0	79	34701	No
94	GOM_NL__2PRFIN20081019_082347_000000402073_00078_34701_5379.N1	19-OCT-2008 08:23:47	Bright	40.000	51	41Gam1Leo	2.0100	4500.0	80	34701	No
95	GOM_NL__2PRFIN20081019_082626_000000422073_00078_34701_5380.N1	19-OCT-2008 08:26:26	Bright	42.000	22	32Alp Leo	1.3600	15200.	84	34701	No
96	GOM_NL__2PRFIN20081019_084337_000000472073_00078_34701_5381.N1	19-OCT-2008 08:43:37	Dark	47.000	65	Lam Vel	2.2040	4400.0	94	34701	No
97	GOM_NL__2PRFIN20081019_085235_000000492073_00079_34702_5376.N1	19-OCT-2008 08:52:35	Dark	48.500	2	Alp Car	-0.73600	7000.0	97	34702	No
98	GOM_NL__2PRFIN20081019_085951_000000372073_00079_34702_5377.N1	19-OCT-2008 08:59:51	Dark	36.500	143	Alp Hyi	2.8570	7200.0	73	34702	No
99	GOM_NL__2PRFIN20081019_090117_000000492073_00079_34702_5378.N1	19-OCT-2008 09:01:17	Dark	48.500	9	Alp Eri	0.45300	24000.	97	34702	No
100	GOM_NL__2PRFIN20081019_090403_000000442073_00079_34702_5379.N1	19-OCT-2008 09:04:03	Straylight	44.000	157	The1Eri	2.9060	9300.0	88	34702	No
101	GOM_NL__2PRFIN20081019_091248_000000392073_00079_34702_5380.N1	19-OCT-2008 09:12:48	Straylight	39.000	52	16Bet Cet	2.0370	4500.0	78	34702	No

102	GOM_NL__2PRFIN20081019_092221_000000362073_00079_34702_5381.N1	19-OCT-2008 09:22:21	Bright	36.000	140	88Gam Peg	2.8340	26000.	72	34702	No
103	GOM_NL__2PRFIN20081019_092616_000000362073_00079_34702_5382.N1	19-OCT-2008 09:26:16	Bright	36.000	58	21Alp And	2.0730	11000.	72	34702	No
104	GOM_NL__2PRFIN20081019_092831_000000402073_00079_34702_5383.N1	19-OCT-2008 09:28:31	Bright	40.000	53	43Bet And	2.0480	3300.0	80	34702	No
105	GOM_NL__2PRFIN20081019_093410_000000362073_00079_34702_5384.N1	19-OCT-2008 09:34:10	Bright	36.000	68	18Alp Cas	2.2250	4500.0	72	34702	No
106	GOM_NL__2PRFIN20081019_093529_000000362073_00079_34702_5385.N1	19-OCT-2008 09:35:29	Bright	35.500	76	27Gam Cas	2.3000	30000.	71	34702	No
107	GOM_NL__2PRFIN20081019_094317_000000362073_00079_34702_5386.N1	19-OCT-2008 09:43:17	Bright	35.500	49	1Alp UMi	1.9900	6300.0	71	34702	No
108	GOM_NL__2PRFIN20081019_095132_000000382073_00079_34702_5387.N1	19-OCT-2008 09:51:32	Bright	38.000	36	50Alp UMa	1.8000	6300.0	76	34702	No
109	GOM_NL__2PRFIN20081019_095306_000000352073_00079_34702_5388.N1	19-OCT-2008 09:53:06	Bright	35.000	82	48Bet UMa	2.3650	10600.	70	34702	No
110	GOM_NL__2PRFIN20081019_095633_000000362073_00079_34702_5389.N1	19-OCT-2008 09:56:33	Bright	36.000	174	52Psi UMa	3.0040	4400.0	72	34702	No
111	GOM_NL__2PRFIN20081019_100423_000000372073_00079_34702_5390.N1	19-OCT-2008 10:04:23	Bright	37.000	51	41Gam1Leo	2.0100	4500.0	74	34702	No
112	GOM_NL__2PRFIN20081019_100703_000000602073_00079_34702_5391.N1	19-OCT-2008 10:07:03	Bright	60.000	22	32Alp Leo	1.3600	15200.	120	34702	No
113	GOM_NL__2PRFIN20081019_102414_000000462073_00079_34702_5392.N1	19-OCT-2008 10:24:14	Dark	45.500	65	Lam Vel	2.2040	4400.0	91	34702	No
114	GOM_NL__2PRFIN20081019_102610_000000382073_00079_34702_5393.N1	19-OCT-2008 10:26:10	Dark	38.000	91	Kap Vel	2.4900	26000.	76	34702	No
115	GOM_NL__2PRFIN20081019_102732_000000442073_00080_34703_5390.N1	19-OCT-2008 10:27:32	Dark	44.000	34	Gam2Vel	1.7930	23000.	88	34703	No
116	GOM_NL__2PRFIN20081019_103311_000000502073_00080_34703_5391.N1	19-OCT-2008 10:33:11	Dark	49.500	2	Alp Car	-0.73600	7000.0	99	34703	No
117	GOM_NL__2PRFIN20081019_104028_000000372073_00080_34703_5392.N1	19-OCT-2008 10:40:28	Dark	37.000	143	Alp Hyi	2.8570	7200.0	74	34703	No
118	GOM_NL__2PRFIN20081019_104153_000000412073_00080_34703_5393.N1	19-OCT-2008 10:41:53	Dark	41.000	9	Alp Eri	0.45300	24000.	82	34703	No
119	GOM_NL__2PRFIN20081019_104440_000000432073_00080_34703_5394.N1	19-OCT-2008 10:44:40	Straylight	43.000	157	The1Eri	2.9060	9300.0	86	34703	No
120	GOM_NL__2PRFIN20081019_105324_000000432073_00080_34703_5395.N1	19-OCT-2008 10:53:24	Straylight	43.000	52	16Bet Cet	2.0370	4500.0	86	34703	No
121	GOM_NL__2PRFIN20081019_110257_000000342073_00080_34703_5396.N1	19-OCT-2008 11:02:57	Bright	34.000	140	88Gam Peg	2.8340	26000.	68	34703	No
122	GOM_NL__2PRFIN20081019_110652_000000352073_00080_34703_5397.N1	19-OCT-2008 11:06:52	Bright	35.000	58	21Alp And	2.0730	11000.	70	34703	No
123	GOM_NL__2PRFIN20081019_110907_000000402073_00080_34703_5398.N1	19-OCT-2008 11:09:07	Bright	39.500	53	43Bet And	2.0480	3300.0	79	34703	No
124	GOM_NL__2PRFIN20081019_111445_000000382073_00080_34703_5399.N1	19-OCT-2008 11:14:45	Bright	37.500	68	18Alp Cas	2.2250	4500.0	75	34703	No
125	GOM_NL__2PRFIN20081019_111605_000000372073_00080_34703_5400.N1	19-OCT-2008 11:16:05	Bright	36.500	76	27Gam Cas	2.3000	30000.	73	34703	No
126	GOM_NL__2PRFIN20081019_112353_000000362073_00080_34703_5401.N1	19-OCT-2008 11:23:53	Bright	36.000	49	1Alp UMi	1.9900	6300.0	72	34703	No
127	GOM_NL__2PRFIN20081019_113208_000000342073_00080_34703_5402.N1	19-OCT-2008 11:32:08	Bright	34.000	36	50Alp UMa	1.8000	6300.0	68	34703	No
128	GOM_NL__2PRFIN20081019_113342_000000372073_00080_34703_5403.N1	19-OCT-2008 11:33:42	Bright	37.000	82	48Bet UMa	2.3650	10600.	74	34703	No
129	GOM_NL__2PRFIN20081019_113709_000000372073_00080_34703_5404.N1	19-OCT-2008 11:37:09	Bright	37.000	174	52Psi UMa	3.0040	4400.0	74	34703	No
130	GOM_NL__2PRFIN20081019_114459_000000412073_00080_34703_5405.N1	19-OCT-2008 11:44:59	Bright	40.500	51	41Gam1Leo	2.0100	4500.0	81	34703	No
131	GOM_NL__2PRFIN20081019_114739_000000602073_00080_34703_5406.N1	19-OCT-2008 11:47:39	Bright	60.000	22	32Alp Leo	1.3600	15200.	120	34703	No
132	GOM_NL__2PRFIN20081019_120450_000000532073_00080_34703_5407.N1	19-OCT-2008 12:04:50	Dark	53.000	65	Lam Vel	2.2040	4400.0	106	34703	No
133	GOM_NL__2PRFIN20081019_120646_000000412073_00080_34703_5408.N1	19-OCT-2008 12:06:46	Dark	40.500	91	Kap Vel	2.4900	26000.	81	34703	No
134	GOM_NL__2PRFIN20081019_120809_000000442073_00081_34704_5408.N1	19-OCT-2008 12:08:09	Dark	43.500	34	Gam2Vel	1.7930	23000.	87	34704	No
135	GOM_NL__2PRFIN20081019_121348_000000472073_00081_34704_5409.N1	19-OCT-2008 12:13:48	Dark	47.000	2	Alp Car	-0.73600	7000.0	94	34704	No
136	GOM_NL__2PRFIN20081019_122104_000000372073_00081_34704_5410.N1	19-OCT-2008 12:21:04	Dark	37.000	143	Alp Hyi	2.8570	7200.0	74	34704	No
137	GOM_NL__2PRFIN20081019_122229_000000372073_00081_34704_5411.N1	19-OCT-2008 12:22:29	Dark	37.000	9	Alp Eri	0.45300	24000.	74	34704	No
138	GOM_NL__2PRFIN20081019_122516_000000432073_00081_34704_5412.N1	19-OCT-2008 12:25:16	Straylight	43.000	157	The1Eri	2.9060	9300.0	86	34704	No
139	GOM_NL__2PRFIN20081019_123400_000000442073_00081_34704_5413.N1	19-OCT-2008 12:34:00	Straylight	43.500	52	16Bet Cet	2.0370	4500.0	87	34704	No
140	GOM_NL__2PRFIN20081019_124332_000000352073_00081_34704_5414.N1	19-OCT-2008 12:43:32	Bright	35.000	140	88Gam Peg	2.8340	26000.	70	34704	No
141	GOM_NL__2PRFIN20081019_124728_000000372073_00081_34704_5415.N1	19-OCT-2008 12:47:28	Bright	36.500	58	21Alp And	2.0730	11000.	73	34704	No
142	GOM_NL__2PRFIN20081019_124942_000000412073_00081_34704_5416.N1	19-OCT-2008 12:49:42	Bright	40.500	53	43Bet And	2.0480	3300.0	81	34704	No
143	GOM_NL__2PRFIN20081019_125521_000000372073_00081_34704_5417.N1	19-OCT-2008 12:55:21	Bright	37.000	68	18Alp Cas	2.2250	4500.0	74	34704	No
144	GOM_NL__2PRFIN20081019_125640_000000382073_00081_34704_5418.N1	19-OCT-2008 12:56:40	Bright	37.500	76	27Gam Cas	2.3000	30000.	75	34704	No
145	GOM_NL__2PRFIN20081019_130429_000000332073_00081_34704_5419.N1	19-OCT-2008 13:04:29	Bright	32.500	49	1Alp UMi	1.9900	6300.0	65	34704	No
146	GOM_NL__2PRFIN20081019_131244_000000382073_00081_34704_5420.N1	19-OCT-2008 13:12:44	Bright	37.500	36	50Alp UMa	1.8000	6300.0	75	34704	No
147	GOM_NL__2PRFIN20081019_131418_000000372073_00081_34704_5421.N1	19-OCT-2008 13:14:18	Bright	36.500	82	48Bet UMa	2.3650	10600.	73	34704	No
148	GOM_NL__2PRFIN20081019_131745_000000372073_00081_34704_5422.N1	19-OCT-2008 13:17:45	Bright	36.500	174	52Psi UMa	3.0040	4400.0	73	34704	No
149	GOM_NL__2PRFIN20081019_132535_000000402073_00081_34704_5423.N1	19-OCT-2008 13:25:35	Bright	40.000	51	41Gam1Leo	2.0100	4500.0	80	34704	No
150	GOM_NL__2PRFIN20081019_132815_000000602073_00081_34704_5424.N1	19-OCT-2008 13:28:15	Bright	60.000	22	32Alp Leo	1.3600	15200.	120	34704	No
151	GOM_NL__2PRFIN20081019_134527_000000492073_00081_34704_5425.N1	19-OCT-2008 13:45:27	Dark	48.500	65	Lam Vel	2.2040	4400.0	97	34704	No
152	GOM_NL__2PRFIN20081019_134722_000000392073_00081_34704_5426.N1	19-OCT-2008 13:47:22	Dark	38.500	91	Kap Vel	2.4900	26000.	77	34704	No
153	GOM_NL__2PRFIN20081019_134845_000000432073_00082_34705_5421.N1	19-OCT-2008 13:48:45	Dark	43.000	34	Gam2Vel	1.7930	23000.	86	34705	No
154	GOM_NL__2PRFIN20081019_135425_000000472073_00082_34705_5422.N1	19-OCT-2008 13:54:25	Dark	46.500	2	Alp Car	-0.73600	7000.0	93	34705	No
155	GOM_NL__2PRFIN20081019_140140_000000372073_00082_34705_5423.N1	19-OCT-2008 14:01:40	Dark	37.000	143	Alp Hyi	2.8570	7200.0	74	34705	No
156	GOM_NL__2PRFIN20081019_140306_000000452073_00082_34705_5424.N1	19-OCT-2008 14:03:06	Dark	45.000	9	Alp Eri	0.45300	24000.	90	34705	No
157	GOM_NL__2PRFIN20081019_140552_000000442073_00082_34705_5425.N1	19-OCT-2008 14:05:52	Straylight	43.500	157	The1Eri	2.9060	9300.0	87	34705	No
158	GOM_NL__2PRFIN20081019_141436_000000432073_00082_34705_5426.N1	19-OCT-2008 14:14:36	Straylight	42.500	52	16Bet Cet	2.0370	4500.0	85	34705	No
159	GOM_NL__2PRFIN20081019_142408_000000362073_00082_34705_5427.N1	19-OCT-2008 14:24:08	Bright	35.500	140	88Gam Peg	2.8340	26000.	71	34705	No
160	GOM_NL__2PRFIN20081019_142804_000000362073_00082_34705_5428.N1	19-OCT-2008 14:28:04	Bright	36.000	58	21Alp And	2.0730	11000.	72	34705	No



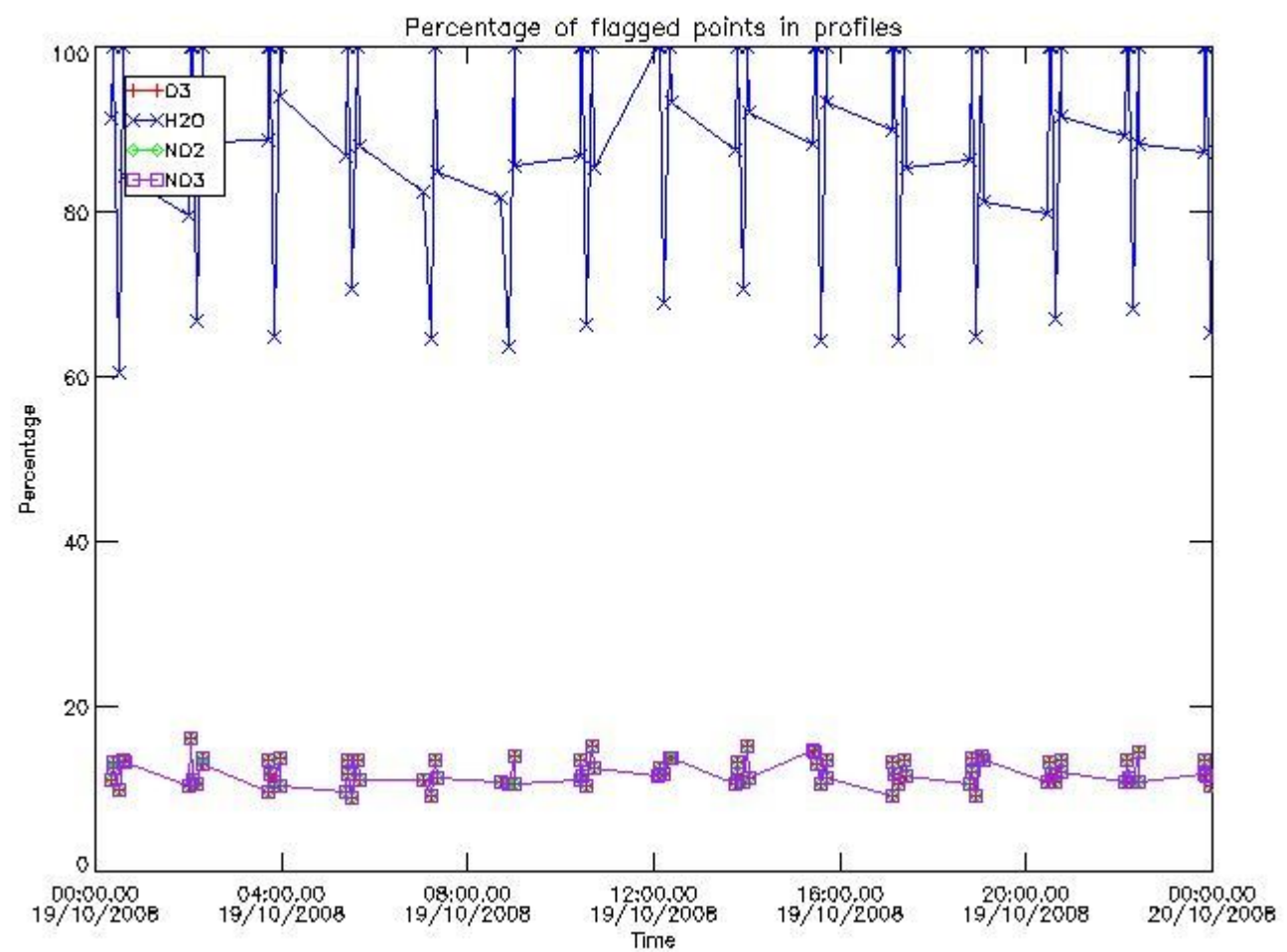
161	GOM_NL__2PRFIN20081019_143018_000000402073_00082_34705_5429.N1	19-OCT-2008 14:30:18	Bright	40.000	53	43Bet And	2.0480	3300.0	80	34705	No
162	GOM_NL__2PRFIN20081019_143557_000000372073_00082_34705_5430.N1	19-OCT-2008 14:35:57	Bright	37.000	68	18Alp Cas	2.2250	4500.0	74	34705	No
163	GOM_NL__2PRFIN20081019_143716_000000382073_00082_34705_5431.N1	19-OCT-2008 14:37:16	Bright	37.500	76	27Gam Cas	2.3000	30000.	75	34705	No
164	GOM_NL__2PRFIN20081019_144505_000000332073_00082_34705_5432.N1	19-OCT-2008 14:45:05	Bright	32.500	49	1Alp UMi	1.9900	6300.0	65	34705	No
165	GOM_NL__2PRFIN20081019_145320_000000382073_00082_34705_5433.N1	19-OCT-2008 14:53:20	Bright	37.500	36	50Alp UMa	1.8000	6300.0	75	34705	No
166	GOM_NL__2PRFIN20081019_145454_000000362073_00082_34705_5434.N1	19-OCT-2008 14:54:54	Bright	36.000	82	48Bet UMa	2.3650	10600.	72	34705	No
167	GOM_NL__2PRFIN20081019_145821_000000352073_00082_34705_5435.N1	19-OCT-2008 14:58:21	Bright	35.000	174	52Psi UMa	3.0040	4400.0	70	34705	No
168	GOM_NL__2PRFIN20081019_150611_000000402073_00082_34705_5436.N1	19-OCT-2008 15:06:11	Bright	40.000	51	41Gam1Leo	2.0100	4500.0	80	34705	No
169	GOM_NL__2PRFIN20081019_150852_000000422073_00082_34705_5437.N1	19-OCT-2008 15:08:52	Bright	42.000	22	32Alp Leo	1.3600	15200.	84	34705	No
170	GOM_NL__2PRFIN20081019_152603_000000522073_00082_34705_5438.N1	19-OCT-2008 15:26:03	Dark	51.500	65	Lam Vel	2.2040	4400.0	103	34705	No
171	GOM_NL__2PRFIN20081019_152758_000000392073_00082_34705_5439.N1	19-OCT-2008 15:27:58	Dark	38.500	91	Kap Vel	2.4900	26000.	77	34705	No
172	GOM_NL__2PRFIN20081019_152922_000000432073_00083_34706_5436.N1	19-OCT-2008 15:29:22	Dark	43.000	34	Gam2Vel	1.7930	23000.	86	34706	No
173	GOM_NL__2PRFIN20081019_153501_000000482073_00083_34706_5437.N1	19-OCT-2008 15:35:01	Dark	48.000	2	Alp Car	-0.73600	7000.0	96	34706	No
174	GOM_NL__2PRFIN20081019_154216_000000382073_00083_34706_5438.N1	19-OCT-2008 15:42:16	Dark	37.500	143	Alp Hyi	2.8570	7200.0	75	34706	No
175	GOM_NL__2PRFIN20081019_154342_000000452073_00083_34706_5439.N1	19-OCT-2008 15:43:42	Dark	45.000	9	Alp Eri	0.45300	24000.	90	34706	No
176	GOM_NL__2PRFIN20081019_154629_000000422073_00083_34706_5440.N1	19-OCT-2008 15:46:29	Straylight	42.000	157	The1Eri	2.9060	9300.0	84	34706	No
177	GOM_NL__2PRFIN20081019_155512_000000432073_00083_34706_5441.N1	19-OCT-2008 15:55:12	Straylight	43.000	52	16Bet Cet	2.0370	4500.0	86	34706	No
178	GOM_NL__2PRFIN20081019_160444_000000362073_00083_34706_5442.N1	19-OCT-2008 16:04:44	Bright	36.000	140	88Gam Peg	2.8340	26000.	72	34706	No
179	GOM_NL__2PRFIN20081019_160840_000000372073_00083_34706_5443.N1	19-OCT-2008 16:08:40	Bright	36.500	58	21Alp And	2.0730	11000.	73	34706	No
180	GOM_NL__2PRFIN20081019_161054_000000412073_00083_34706_5444.N1	19-OCT-2008 16:10:54	Bright	41.000	53	43Bet And	2.0480	3300.0	82	34706	No
181	GOM_NL__2PRFIN20081019_161633_000000392073_00083_34706_5445.N1	19-OCT-2008 16:16:33	Bright	39.000	68	18Alp Cas	2.2250	4500.0	78	34706	No
182	GOM_NL__2PRFIN20081019_161752_000000382073_00083_34706_5446.N1	19-OCT-2008 16:17:52	Bright	37.500	76	27Gam Cas	2.3000	30000.	75	34706	No
183	GOM_NL__2PRFIN20081019_162541_000000362073_00083_34706_5447.N1	19-OCT-2008 16:25:41	Bright	36.000	49	1Alp UMi	1.9900	6300.0	72	34706	No
184	GOM_NL__2PRFIN20081019_163356_000000392073_00083_34706_5448.N1	19-OCT-2008 16:33:56	Bright	39.000	36	50Alp UMa	1.8000	6300.0	78	34706	No
185	GOM_NL__2PRFIN20081019_163530_000000362073_00083_34706_5449.N1	19-OCT-2008 16:35:30	Bright	36.000	82	48Bet UMa	2.3650	10600.	72	34706	No
186	GOM_NL__2PRFIN20081019_163857_000000352073_00083_34706_5450.N1	19-OCT-2008 16:38:57	Bright	34.500	174	52Psi UMa	3.0040	4400.0	69	34706	No
187	GOM_NL__2PRFIN20081019_164648_000000412073_00083_34706_5451.N1	19-OCT-2008 16:46:48	Bright	41.000	51	41Gam1Leo	2.0100	4500.0	82	34706	No
188	GOM_NL__2PRFIN20081019_164928_000000432073_00083_34706_5452.N1	19-OCT-2008 16:49:28	Bright	43.000	22	32Alp Leo	1.3600	15200.	86	34706	No
189	GOM_NL__2PRFIN20081019_170640_000000552073_00083_34706_5453.N1	19-OCT-2008 17:06:40	Dark	55.000	65	Lam Vel	2.2040	4400.0	110	34706	No
190	GOM_NL__2PRFIN20081019_170835_000000392073_00083_34706_5454.N1	19-OCT-2008 17:08:35	Dark	38.500	91	Kap Vel	2.4900	26000.	77	34706	No
191	GOM_NL__2PRFIN20081019_170959_000000432073_00084_34707_5449.N1	19-OCT-2008 17:09:59	Dark	43.000	34	Gam2Vel	1.7930	23000.	86	34707	No
192	GOM_NL__2PRFIN20081019_171538_000000482073_00084_34707_5450.N1	19-OCT-2008 17:15:38	Dark	48.000	2	Alp Car	-0.73600	7000.0	96	34707	No
193	GOM_NL__2PRFIN20081019_172252_000000382073_00084_34707_5451.N1	19-OCT-2008 17:22:52	Dark	38.000	143	Alp Hyi	2.8570	7200.0	76	34707	No
194	GOM_NL__2PRFIN20081019_172418_000000452073_00084_34707_5452.N1	19-OCT-2008 17:24:18	Dark	44.500	9	Alp Eri	0.45300	24000.	89	34707	No
195	GOM_NL__2PRFIN20081019_172705_000000442073_00084_34707_5453.N1	19-OCT-2008 17:27:05	Straylight	43.500	157	The1Eri	2.9060	9300.0	87	34707	No
196	GOM_NL__2PRFIN20081019_173548_000000422073_00084_34707_5454.N1	19-OCT-2008 17:35:48	Straylight	41.500	52	16Bet Cet	2.0370	4500.0	83	34707	No
197	GOM_NL__2PRFIN20081019_174521_000000352073_00084_34707_5455.N1	19-OCT-2008 17:45:21	Bright	35.000	140	88Gam Peg	2.8340	26000.	70	34707	No
198	GOM_NL__2PRFIN20081019_174916_000000372073_00084_34707_5456.N1	19-OCT-2008 17:49:16	Bright	36.500	58	21Alp And	2.0730	11000.	73	34707	No
199	GOM_NL__2PRFIN20081019_175129_000000402073_00084_34707_5457.N1	19-OCT-2008 17:51:29	Bright	40.000	53	43Bet And	2.0480	3300.0	80	34707	No
200	GOM_NL__2PRFIN20081019_175709_000000372073_00084_34707_5458.N1	19-OCT-2008 17:57:09	Bright	36.500	68	18Alp Cas	2.2250	4500.0	73	34707	No
201	GOM_NL__2PRFIN20081019_175828_000000372073_00084_34707_5459.N1	19-OCT-2008 17:58:28	Bright	36.500	76	27Gam Cas	2.3000	30000.	73	34707	No
202	GOM_NL__2PRFIN20081019_180617_000000362073_00084_34707_5460.N1	19-OCT-2008 18:06:17	Bright	36.000	49	1Alp UMi	1.9900	6300.0	72	34707	No
203	GOM_NL__2PRFIN20081019_181432_000000382073_00084_34707_5461.N1	19-OCT-2008 18:14:32	Bright	38.000	36	50Alp UMa	1.8000	6300.0	76	34707	No
204	GOM_NL__2PRFIN20081019_181606_000000352073_00084_34707_5462.N1	19-OCT-2008 18:16:06	Bright	34.500	82	48Bet UMa	2.3650	10600.	69	34707	No
205	GOM_NL__2PRFIN20081019_181933_000000532073_00084_34707_5463.N1	19-OCT-2008 18:19:33	Bright	53.000	174	52Psi UMa	3.0040	4400.0	106	34707	No
206	GOM_NL__2PRFIN20081019_182724_000000412073_00084_34707_5464.N1	19-OCT-2008 18:27:24	Bright	41.000	51	41Gam1Leo	2.0100	4500.0	82	34707	No
207	GOM_NL__2PRFIN20081019_183004_000000422073_00084_34707_5465.N1	19-OCT-2008 18:30:04	Bright	41.500	22	32Alp Leo	1.3600	15200.	83	34707	No
208	GOM_NL__2PRFIN20081019_184717_000000482073_00084_34707_5466.N1	19-OCT-2008 18:47:17	Dark	48.000	65	Lam Vel	2.2040	4400.0	96	34707	No
209	GOM_NL__2PRFIN20081019_184911_000000372073_00084_34707_5467.N1	19-OCT-2008 18:49:11	Dark	37.000	91	Kap Vel	2.4900	26000.	74	34707	No
210	GOM_NL__2PRFIN20081019_185036_000000422073_00085_34708_5464.N1	19-OCT-2008 18:50:36	Dark	42.000	34	Gam2Vel	1.7930	23000.	84	34708	No
211	GOM_NL__2PRFIN20081019_185615_000000562073_00085_34708_5465.N1	19-OCT-2008 18:56:15	Dark	56.000	2	Alp Car	-0.73600	7000.0	112	34708	No
212	GOM_NL__2PRFIN20081019_190329_000000372073_00085_34708_5466.N1	19-OCT-2008 19:03:29	Dark	36.500	143	Alp Hyi	2.8570	7200.0	73	34708	No
213	GOM_NL__2PRFIN20081019_190454_000000372073_00085_34708_5467.N1	19-OCT-2008 19:04:54	Dark	37.000	9	Alp Eri	0.45300	24000.	74	34708	No
214	GOM_NL__2PRFIN20081019_190742_000000442073_00085_34708_5468.N1	19-OCT-2008 19:07:42	Straylight	44.000	157	The1Eri	2.9060	9300.0	88	34708	No
215	GOM_NL__2PRFIN20081019_191624_000000412073_00085_34708_5469.N1	19-OCT-2008 19:16:24	Straylight	41.000	52	16Bet Cet	2.0370	4500.0	82	34708	No
216	GOM_NL__2PRFIN20081019_192557_000000362073_00085_34708_5470.N1	19-OCT-2008 19:25:57	Bright	36.000	140	88Gam Peg	2.8340	26000.	72	34708	No
217	GOM_NL__2PRFIN20081019_192952_000000362073_00085_34708_5471.N1	19-OCT-2008 19:29:52	Bright	36.000	58	21Alp And	2.0730	11000.	72	34708	No
218	GOM_NL__2PRFIN20081019_193205_000000402073_00085_34708_5472.N1	19-OCT-2008 19:32:05	Bright	39.500	53	43Bet And	2.0480	3300.0	79	34708	No
219	GOM_NL__2PRFIN20081019_193745_000000372073_00085_34708_5473.N1	19-OCT-2008 19:37:45	Bright	37.000	68	18Alp Cas	2.2250	4500.0	74	34708	No

220	GOM_NL__2PRFIN20081019_193904_000000372073_00085_34708_5474.N1	19-OCT-2008 19:39:04	Bright	36.500	76	27Gam Cas	2.3000	30000.	73	34708	No
221	GOM_NL__2PRFIN20081019_194653_000000362073_00085_34708_5475.N1	19-OCT-2008 19:46:53	Bright	36.000	49	1Alp UMi	1.9900	6300.0	72	34708	No
222	GOM_NL__2PRFIN20081019_195508_000000402073_00085_34708_5476.N1	19-OCT-2008 19:55:08	Bright	39.500	36	50Alp UMa	1.8000	6300.0	79	34708	No
223	GOM_NL__2PRFIN20081019_195642_000000372073_00085_34708_5477.N1	19-OCT-2008 19:56:42	Bright	36.500	82	48Bet UMa	2.3650	10600.	73	34708	No
224	GOM_NL__2PRFIN20081019_200009_000000532073_00085_34708_5478.N1	19-OCT-2008 20:00:09	Bright	53.000	174	52Psi UMa	3.0040	4400.0	106	34708	No
225	GOM_NL__2PRFIN20081019_200800_000000412073_00085_34708_5479.N1	19-OCT-2008 20:08:00	Bright	40.500	51	41Gam1Leo	2.0100	4500.0	81	34708	No
226	GOM_NL__2PRFIN20081019_201041_000000422073_00085_34708_5480.N1	19-OCT-2008 20:10:41	Bright	42.000	22	32Alp Leo	1.3600	15200.	84	34708	No
227	GOM_NL__2PRFIN20081019_202753_000000482073_00085_34708_5481.N1	19-OCT-2008 20:27:53	Dark	47.500	65	Lam Vel	2.2040	4400.0	95	34708	No
228	GOM_NL__2PRFIN20081019_202948_000000392073_00085_34708_5482.N1	19-OCT-2008 20:29:48	Dark	38.500	91	Kap Vel	2.4900	26000.	77	34708	No
229	GOM_NL__2PRFIN20081019_203112_000000442073_00086_34709_5487.N1	19-OCT-2008 20:31:12	Dark	43.500	34	Gam2Vel	1.7930	23000.	87	34709	No
230	GOM_NL__2PRFIN20081019_203652_000000482073_00086_34709_5488.N1	19-OCT-2008 20:36:52	Dark	47.500	2	Alp Car	-0.73600	7000.0	95	34709	No
231	GOM_NL__2PRFIN20081019_204405_000000382073_00086_34709_5489.N1	19-OCT-2008 20:44:05	Dark	37.500	143	Alp Hyi	2.8570	7200.0	75	34709	No
232	GOM_NL__2PRFIN20081019_204530_000000432073_00086_34709_5490.N1	19-OCT-2008 20:45:30	Dark	42.500	9	Alp Eri	0.45300	24000.	85	34709	No
233	GOM_NL__2PRFIN20081019_204818_000000442073_00086_34709_5491.N1	19-OCT-2008 20:48:18	Straylight	44.000	157	The1Eri	2.9060	9300.0	88	34709	No
234	GOM_NL__2PRFIN20081019_205700_000000422073_00086_34709_5492.N1	19-OCT-2008 20:57:00	Straylight	42.000	52	16Bet Cet	2.0370	4500.0	84	34709	No
235	GOM_NL__2PRFIN20081019_210633_000000352073_00086_34709_5493.N1	19-OCT-2008 21:06:33	Bright	35.000	140	88Gam Peg	2.8340	26000.	70	34709	No
236	GOM_NL__2PRFIN20081019_211028_000000362073_00086_34709_5494.N1	19-OCT-2008 21:10:28	Bright	36.000	58	21Alp And	2.0730	11000.	72	34709	No
237	GOM_NL__2PRFIN20081019_211241_000000412073_00086_34709_5495.N1	19-OCT-2008 21:12:41	Bright	40.500	53	43Bet And	2.0480	3300.0	81	34709	No
238	GOM_NL__2PRFIN20081019_211820_000000372073_00086_34709_5496.N1	19-OCT-2008 21:18:20	Bright	36.500	68	18Alp Cas	2.2250	4500.0	73	34709	No
239	GOM_NL__2PRFIN20081019_211939_000000372073_00086_34709_5497.N1	19-OCT-2008 21:19:39	Bright	36.500	76	27Gam Cas	2.3000	30000.	73	34709	No
240	GOM_NL__2PRFIN20081019_212729_000000382073_00086_34709_5498.N1	19-OCT-2008 21:27:29	Bright	37.500	49	1Alp UMi	1.9900	6300.0	75	34709	No
241	GOM_NL__2PRFIN20081019_213544_000000382073_00086_34709_5499.N1	19-OCT-2008 21:35:44	Bright	37.500	36	50Alp UMa	1.8000	6300.0	75	34709	No
242	GOM_NL__2PRFIN20081019_213718_000000382073_00086_34709_5500.N1	19-OCT-2008 21:37:18	Bright	37.500	82	48Bet UMa	2.3650	10600.	75	34709	No
243	GOM_NL__2PRFIN20081019_214045_000000532073_00086_34709_5501.N1	19-OCT-2008 21:40:45	Bright	53.000	174	52Psi UMa	3.0040	4400.0	106	34709	No
244	GOM_NL__2PRFIN20081019_214836_000000512073_00086_34709_5502.N1	19-OCT-2008 21:48:36	Bright	50.500	51	41Gam1Leo	2.0100	4500.0	101	34709	No
245	GOM_NL__2PRFIN20081019_215117_000000432073_00086_34709_5503.N1	19-OCT-2008 21:51:17	Bright	42.500	22	32Alp Leo	1.3600	15200.	85	34709	No
246	GOM_NL__2PRFIN20081019_220830_000000522073_00086_34709_5504.N1	19-OCT-2008 22:08:30	Dark	51.500	65	Lam Vel	2.2040	4400.0	103	34709	No
247	GOM_NL__2PRFIN20081019_221024_000000382073_00086_34709_5505.N1	19-OCT-2008 22:10:24	Dark	38.000	91	Kap Vel	2.4900	26000.	76	34709	No
248	GOM_NL__2PRFIN20081019_221149_000000452073_00087_34710_5503.N1	19-OCT-2008 22:11:49	Dark	45.000	34	Gam2Vel	1.7930	23000.	90	34710	No
249	GOM_NL__2PRFIN20081019_221728_000000482073_00087_34710_5504.N1	19-OCT-2008 22:17:28	Dark	47.500	2	Alp Car	-0.73600	7000.0	95	34710	No
250	GOM_NL__2PRFIN20081019_222441_000000362073_00087_34710_5505.N1	19-OCT-2008 22:24:41	Dark	35.500	143	Alp Hyi	2.8570	7200.0	71	34710	No
251	GOM_NL__2PRFIN20081019_222606_000000472073_00087_34710_5506.N1	19-OCT-2008 22:26:06	Dark	47.000	9	Alp Eri	0.45300	24000.	94	34710	No
252	GOM_NL__2PRFIN20081019_222854_000000432073_00087_34710_5507.N1	19-OCT-2008 22:28:54	Straylight	43.000	157	The1Eri	2.9060	9300.0	86	34710	No
253	GOM_NL__2PRFIN20081019_223736_000000432073_00087_34710_5508.N1	19-OCT-2008 22:37:36	Straylight	43.000	52	16Bet Cet	2.0370	4500.0	86	34710	No
254	GOM_NL__2PRFIN20081019_224708_000000362073_00087_34710_5509.N1	19-OCT-2008 22:47:08	Bright	36.000	140	88Gam Peg	2.8340	26000.	72	34710	No
255	GOM_NL__2PRFIN20081019_225103_000000362073_00087_34710_5510.N1	19-OCT-2008 22:51:03	Bright	36.000	58	21Alp And	2.0730	11000.	72	34710	No
256	GOM_NL__2PRFIN20081019_225316_000000412073_00087_34710_5511.N1	19-OCT-2008 22:53:16	Bright	40.500	53	43Bet And	2.0480	3300.0	81	34710	No
257	GOM_NL__2PRFIN20081019_225856_000000372073_00087_34710_5512.N1	19-OCT-2008 22:58:56	Bright	36.500	68	18Alp Cas	2.2250	4500.0	73	34710	No
258	GOM_NL__2PRFIN20081019_230015_000000382073_00087_34710_5513.N1	19-OCT-2008 23:00:15	Bright	37.500	76	27Gam Cas	2.3000	30000.	75	34710	No
259	GOM_NL__2PRFIN20081019_230805_000000362073_00087_34710_5514.N1	19-OCT-2008 23:08:05	Bright	35.500	49	1Alp UMi	1.9900	6300.0	71	34710	No
260	GOM_NL__2PRFIN20081019_231619_000000382073_00087_34710_5515.N1	19-OCT-2008 23:16:19	Bright	38.000	36	50Alp UMa	1.8000	6300.0	76	34710	No
261	GOM_NL__2PRFIN20081019_231754_000000532073_00087_34710_5516.N1	19-OCT-2008 23:17:54	Bright	53.000	82	48Bet UMa	2.3650	10600.	106	34710	No
262	GOM_NL__2PRFIN20081019_232121_000000532073_00087_34710_5517.N1	19-OCT-2008 23:21:21	Bright	53.000	174	52Psi UMa	3.0040	4400.0	106	34710	No
263	GOM_NL__2PRFIN20081019_232912_000000412073_00087_34710_5518.N1	19-OCT-2008 23:29:12	Bright	40.500	51	41Gam1Leo	2.0100	4500.0	81	34710	No
264	GOM_NL__2PRFIN20081019_233153_000000602073_00087_34710_5519.N1	19-OCT-2008 23:31:53	Bright	59.500	22	32Alp Leo	1.3600	15200.	119	34710	No
265	GOM_NL__2PRFIN20081019_234906_000000482073_00087_34710_5520.N1	19-OCT-2008 23:49:06	Dark	47.500	65	Lam Vel	2.2040	4400.0	95	34710	No
266	GOM_NL__2PRFIN20081019_235100_000000382073_00087_34710_5521.N1	19-OCT-2008 23:51:00	Dark	38.000	91	Kap Vel	2.4900	26000.	76	34710	No
267	GOM_NL__2PRFIN20081019_235226_000000452073_00088_34711_5517.N1	19-OCT-2008 23:52:26	Dark	44.500	34	Gam2Vel	1.7930	23000.	89	34711	No
268	GOM_NL__2PRFIN20081019_235805_000000502073_00088_34711_5518.N1	19-OCT-2008 23:58:05	Dark	49.500	2	Alp Car	-0.73600	7000.0	99	34711	No

### 3. Quality information per product

In this section it is plotted some information contained in the Quality Summary data set of the level 2 products. Only products in dark limb conditions and without errors (error flag in the MPH set to "0") are used.


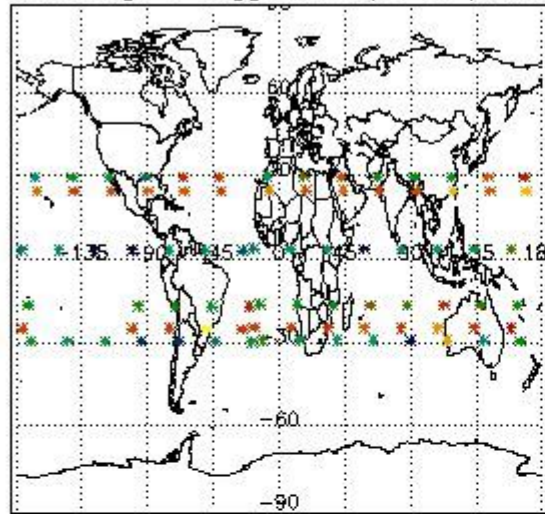
#### 3.1 Plot quality information per product (time dependant)



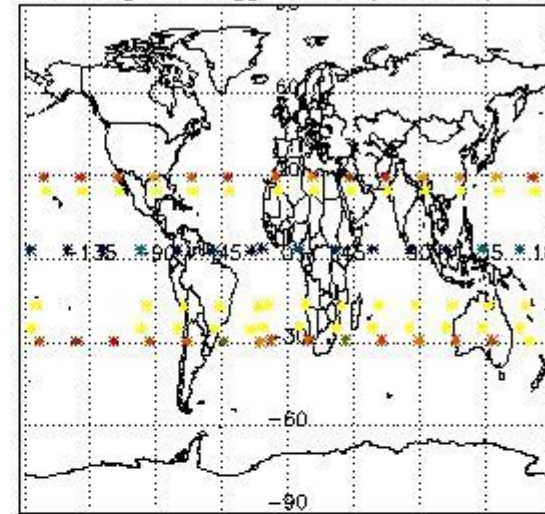
3.2 Plot quality information per product (world map)




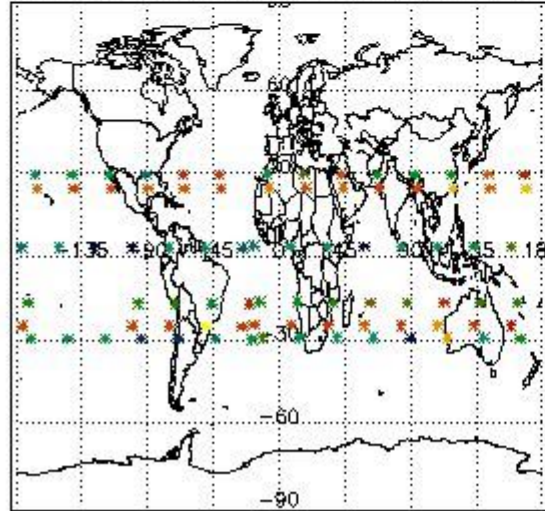
Percentage of flagged data per O3 profile



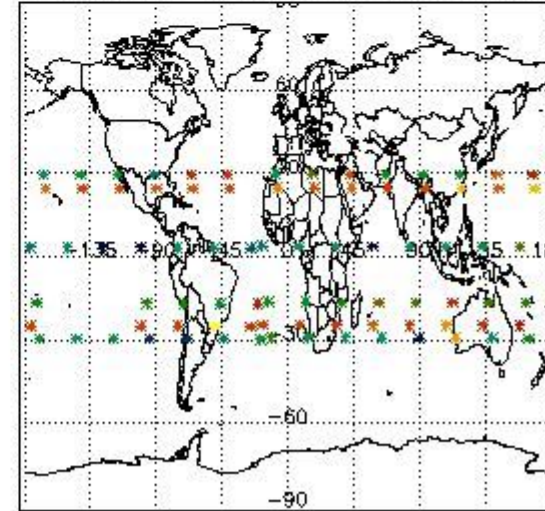
Percentage of flagged data per H2O profile



Percentage of flagged data per NO2 profile



Percentage of flagged data per NO3 profile



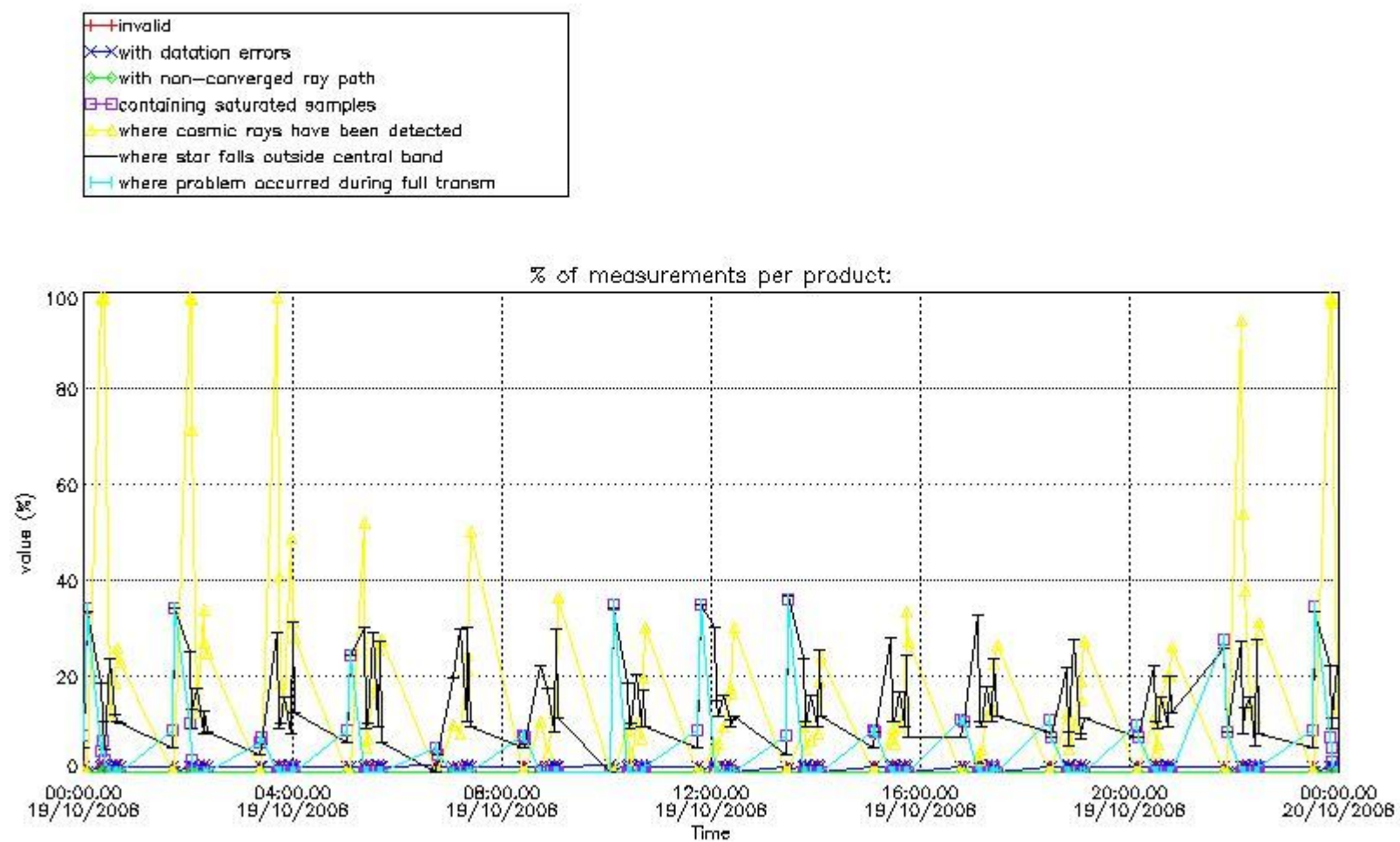
#### 4. Level 1 quality information per product

In this section it is plotted some information contained in the Quality Summary data set of the level 2 products that comes from the level 1b processing. Products without errors (error flag in the MPH set to "0") are used.

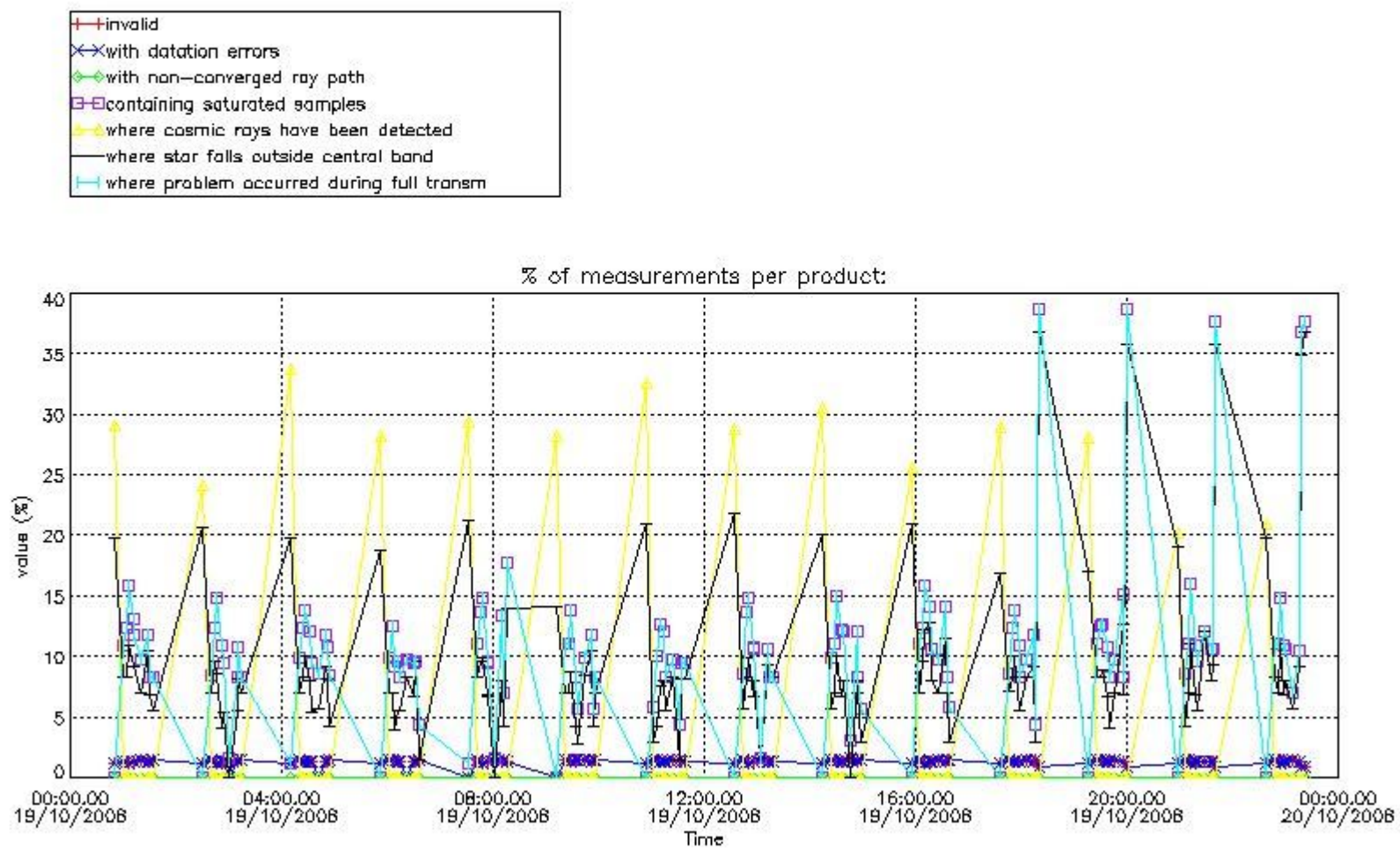
##### 4.1 Plot quality information per product (time dependant) coming from level 1b processing

###### 4.1.1 Plot level 1 quality information per product (time dependant): ENVISAT ASCENDING passes





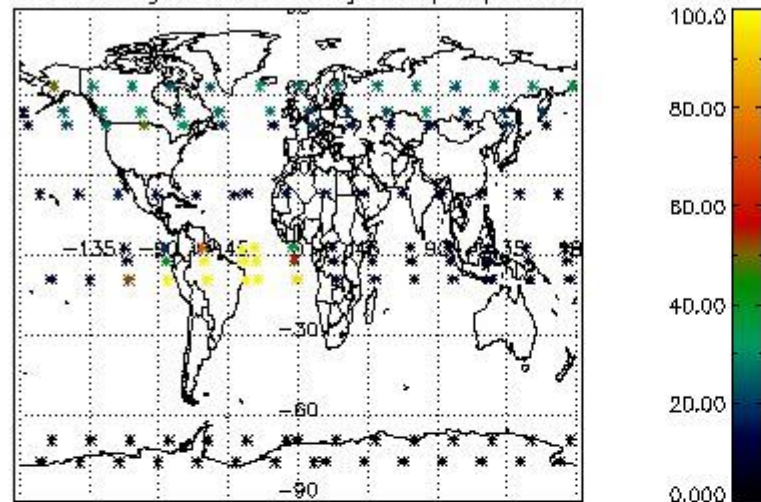
4.1.2 Plot level 1 quality information per product (time dependant): ENVI SAT DESCENDING passes



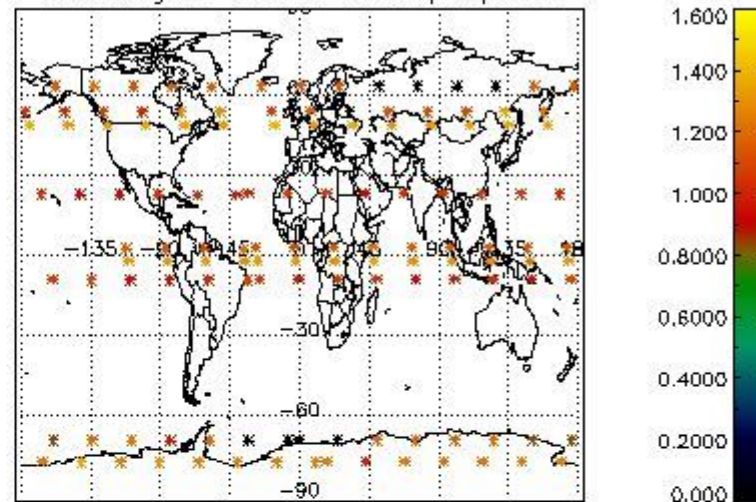
*4.2 Plot quality information per product coming from level 1b processing (world map)*

*4.2.1 Plot level 1 quality information per product (world map): ENVISAT ASCENDING passes*

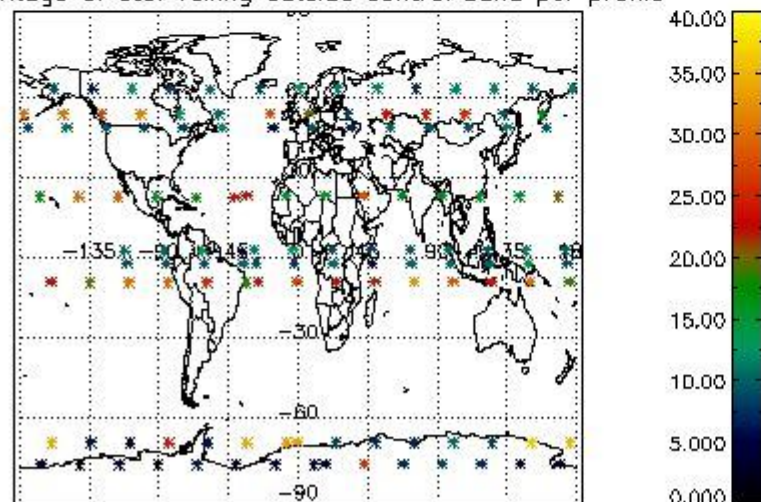
Percentage of cosmic ray hits per profile



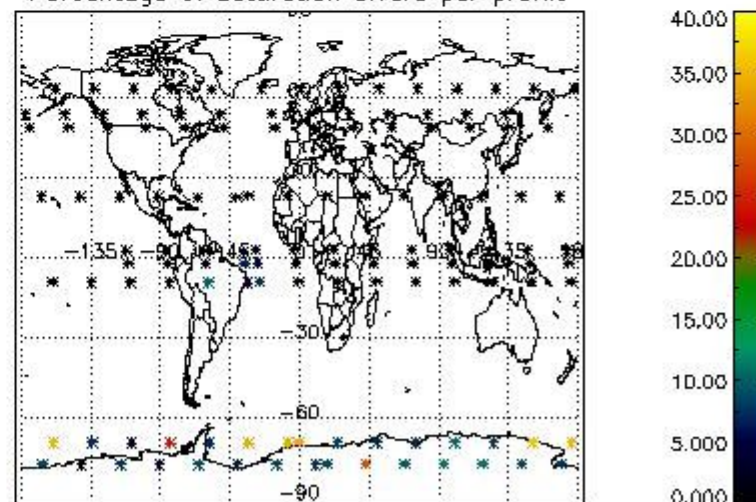
Percentage of datation errors per profile



Percentage of star falling outside central band per profile

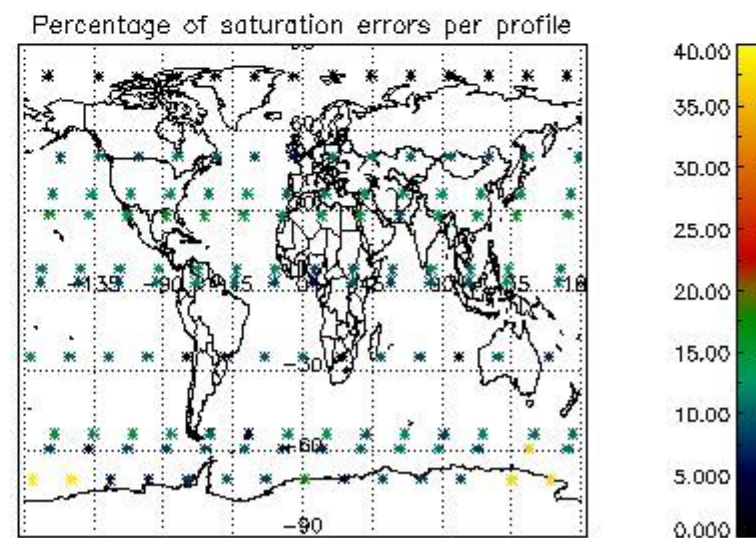
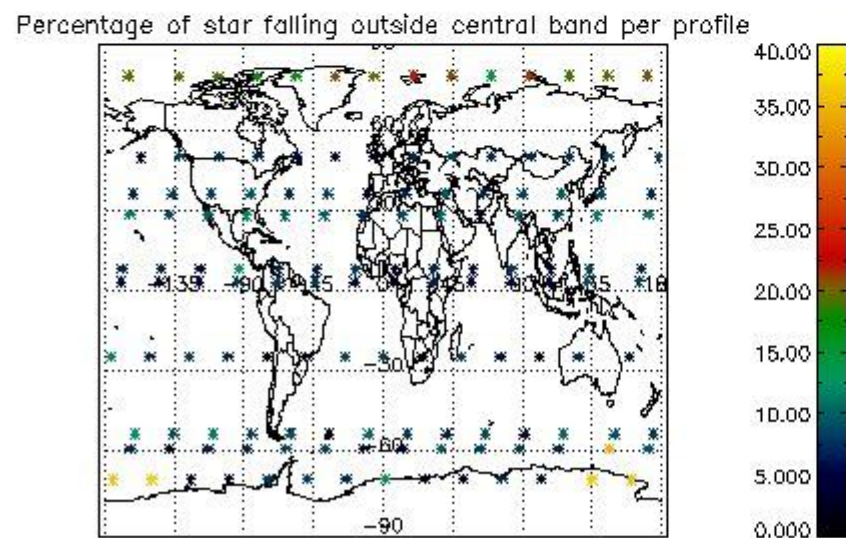
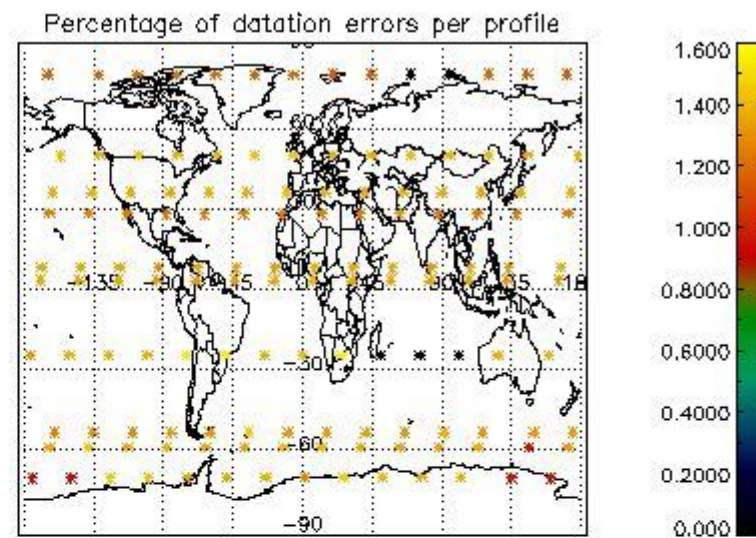
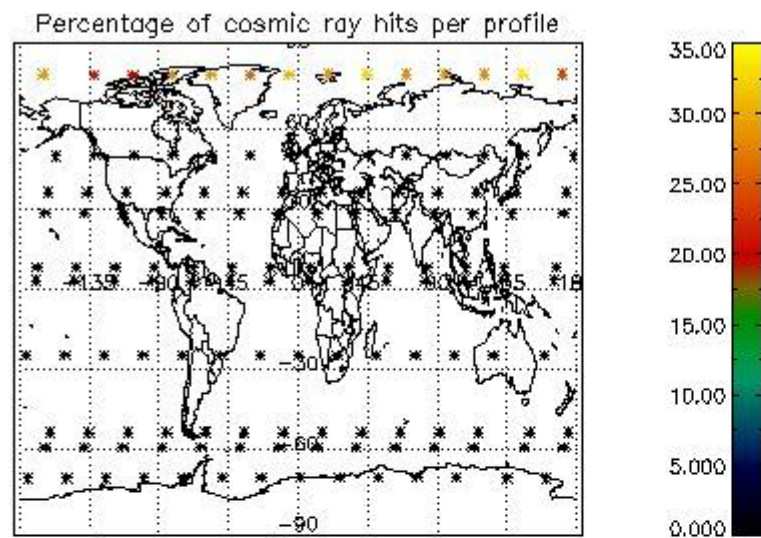


Percentage of saturation errors per profile



4.2.2 Plot level 1 quality information per product (world map): ENVISAT DESCENDING passes





## 5. Trace gas profiles

### 5.1 Ozone statistics based on quality of products

The final quality of the products can be "measured" using the STD (Standard Deviation) attached to every point profile. This information is written to the parameter GOM\_NL\_\_2P/NL\_LOCAL\_SPECIES\_DENSITY/o3\_std of the level 2 products. The table below shows the statistics for given STD ranges.

The statistics are given with respect to the overall valid production:

- Products without fatal errors: GOM\_NL\_\_2P/MPH/PRODUCT\_ERR=0
- Valid point profile: GOM\_NL\_\_2P/NL\_LOCAL\_SPECIES\_DENSITY/pcd(0)=0

The 'Criteria' is applied to valid points of dark limb products:

- Products in dark limb illumination condition: GOM\_NL\_\_2P/NL\_SUMMARY\_QUALITY/obs\_ill\_cond=0
- Products without fatal errors: GOM\_NL\_\_2P/MPH/PRODUCT\_ERR=0
- Valid point profile: GOM\_NL\_\_2P/NL\_LOCAL\_SPECIES\_DENSITY/pcd(0)=0

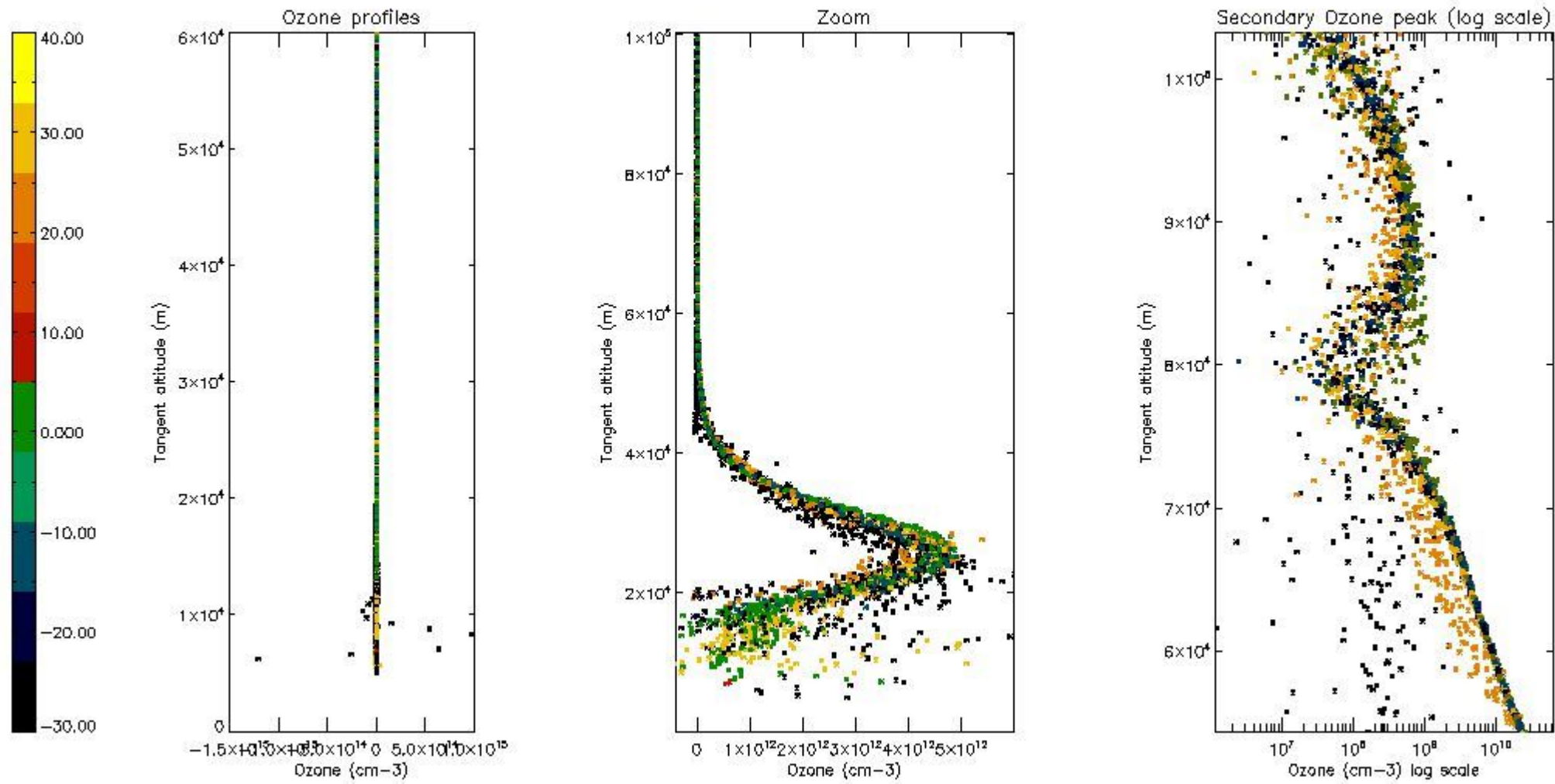
So, the table below shows the percentage of dark limb and valid observations for each criteria with respect to the overall valid daily observations.

Criteria	% of total production
All STD	35
STD < 20	21

STD < 10	16
STD < 5	12

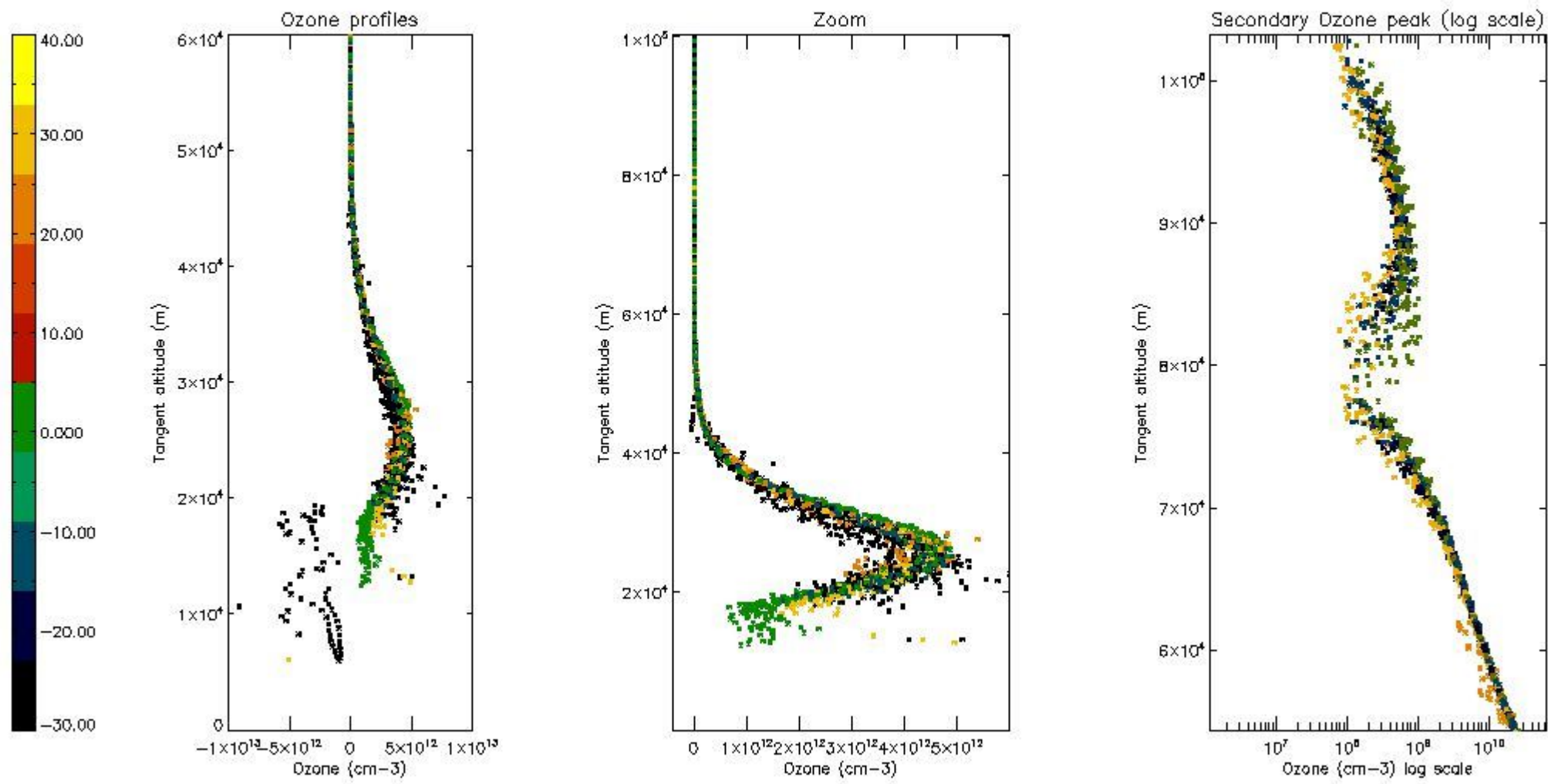
5.2 Plot ozone profiles for all STD (dark without errors)

The colorbar represents the latitude.



5.3 Plot ozone profiles where STD < 20% (dark without errors)

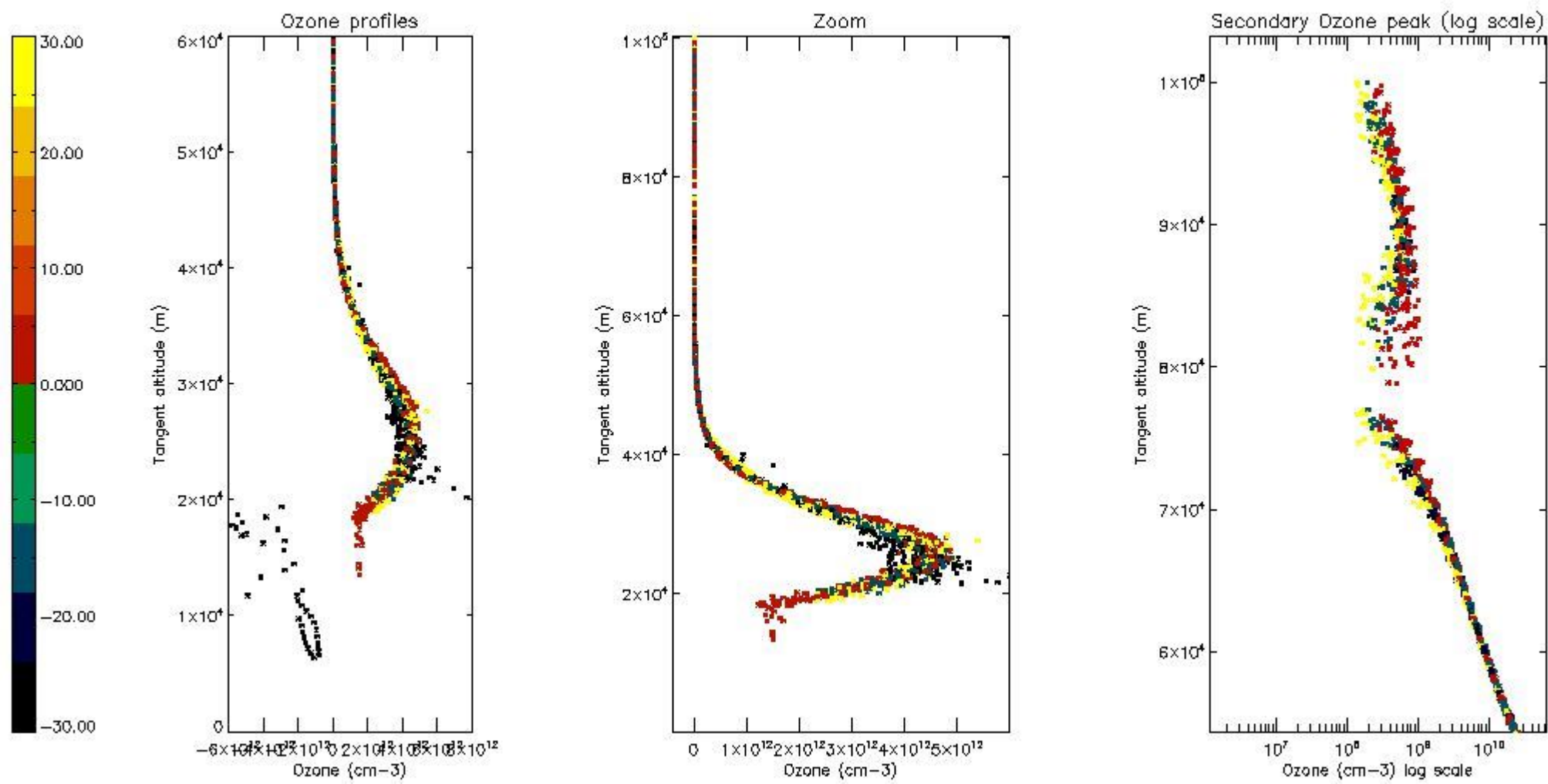
The colorbar represents the latitude.



*5.4 Plot ozone profiles where STD < 10% (dark without errors)*

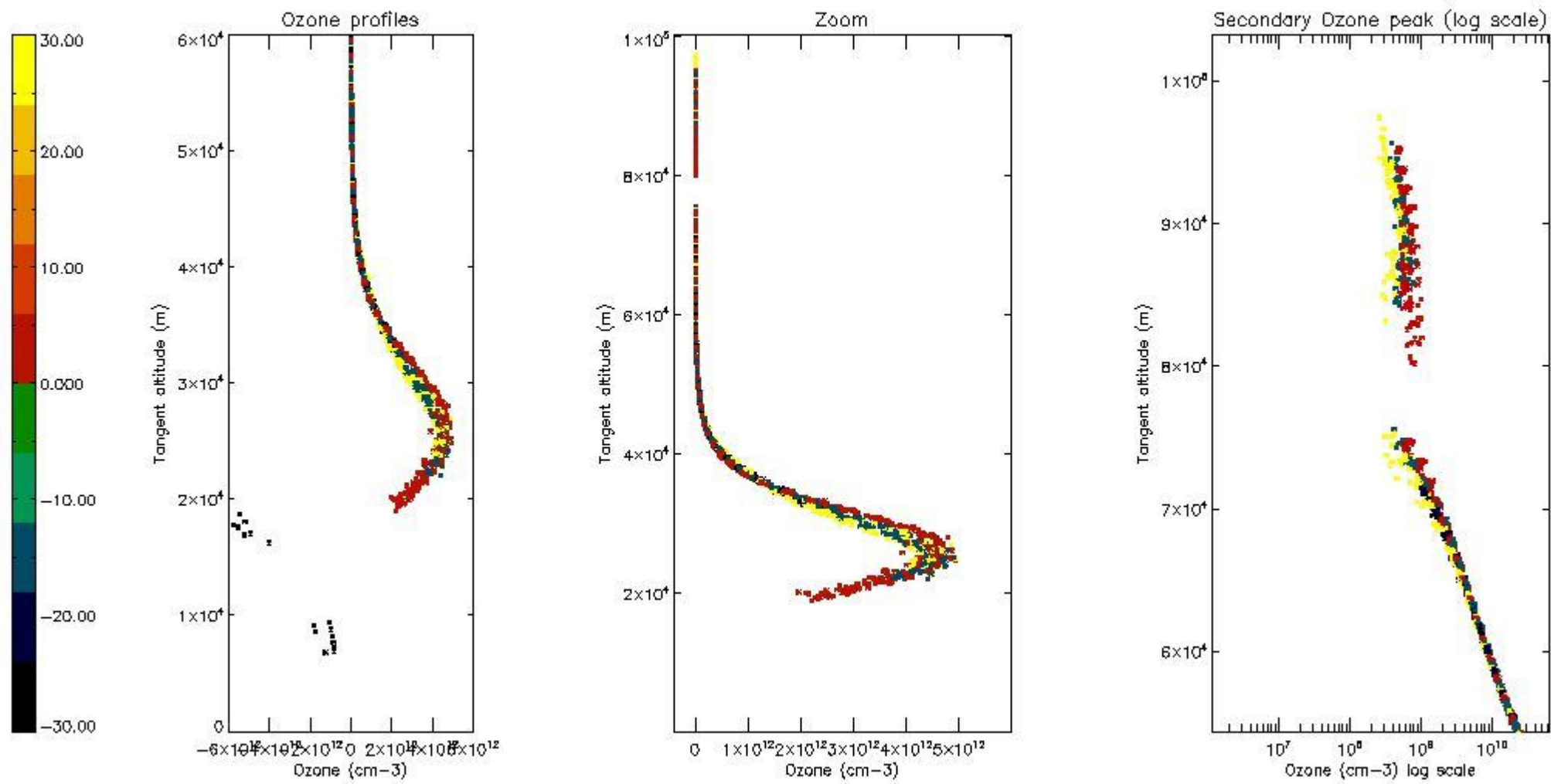
The colorbar represents the latitude.





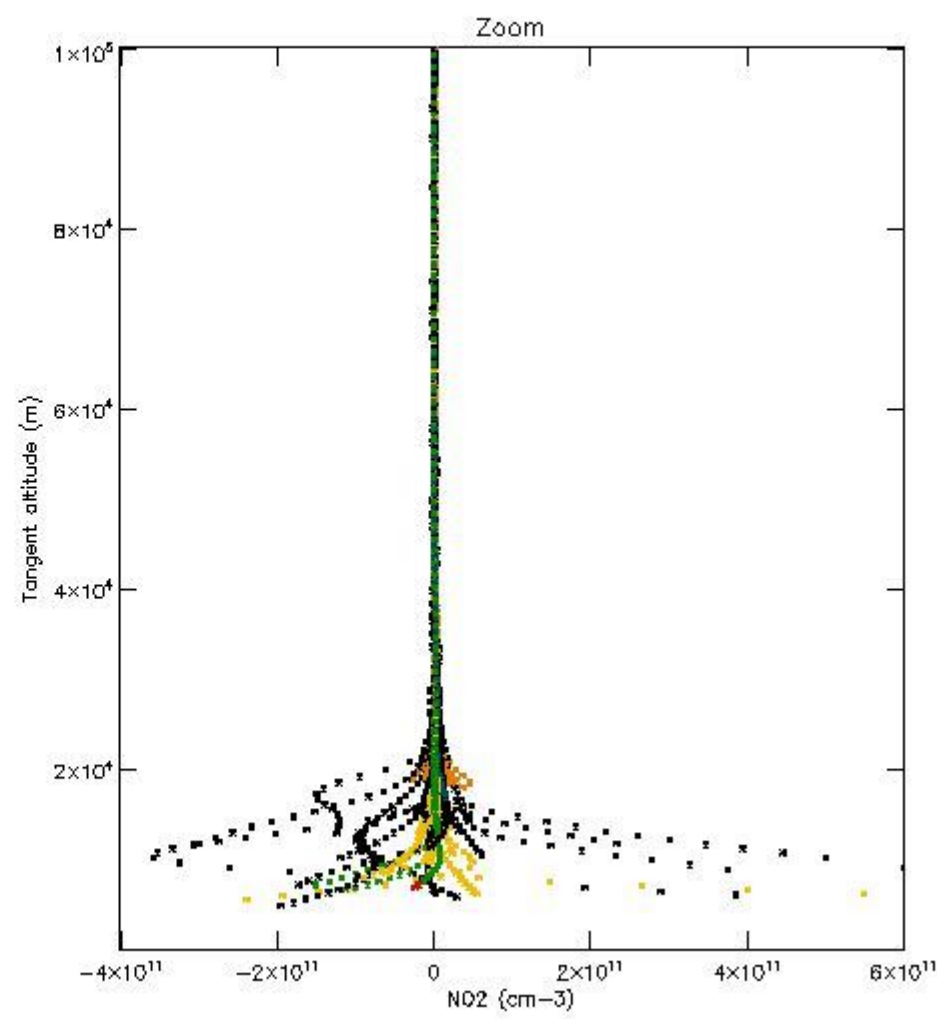
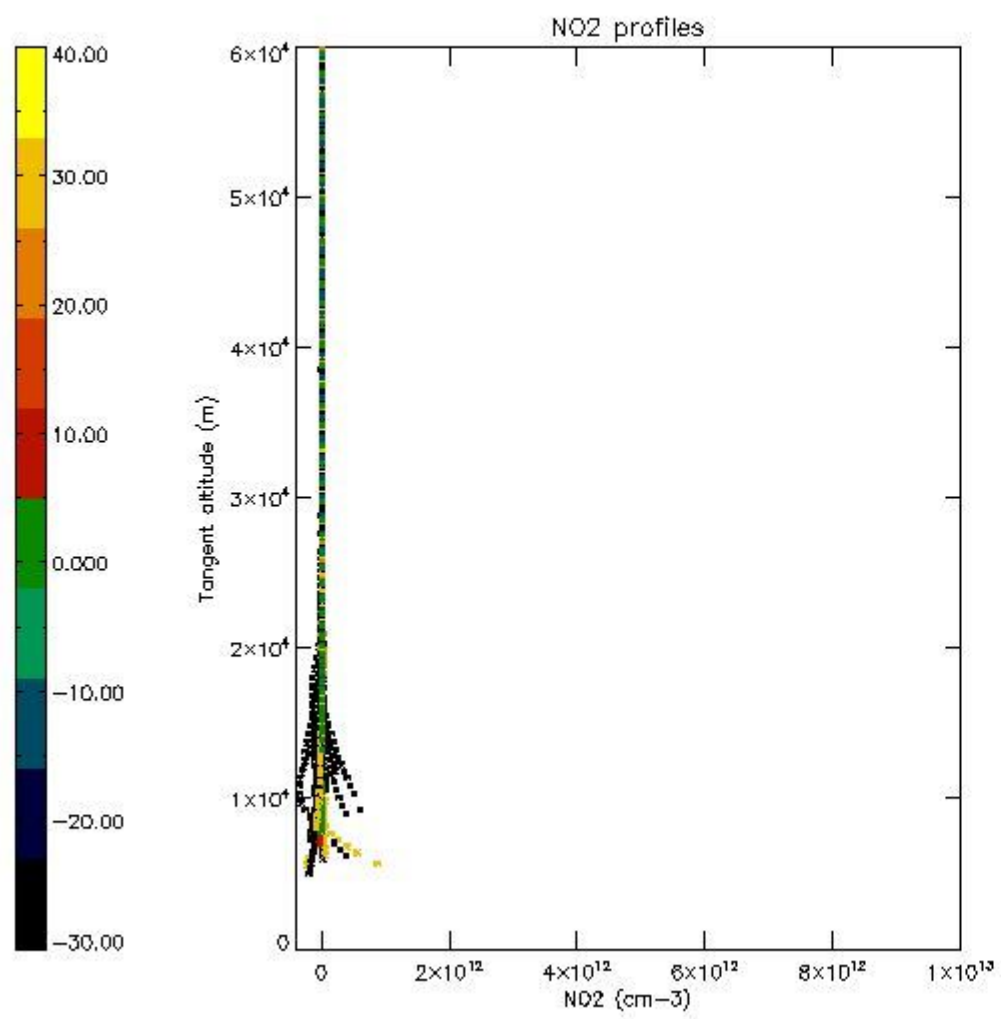
*5.5 Plot ozone profiles where STD < 5% (dark without errors)*

The colorbar represents the latitude.



*5.6 Plot NO<sub>2</sub> profiles for all STD (dark without errors)*

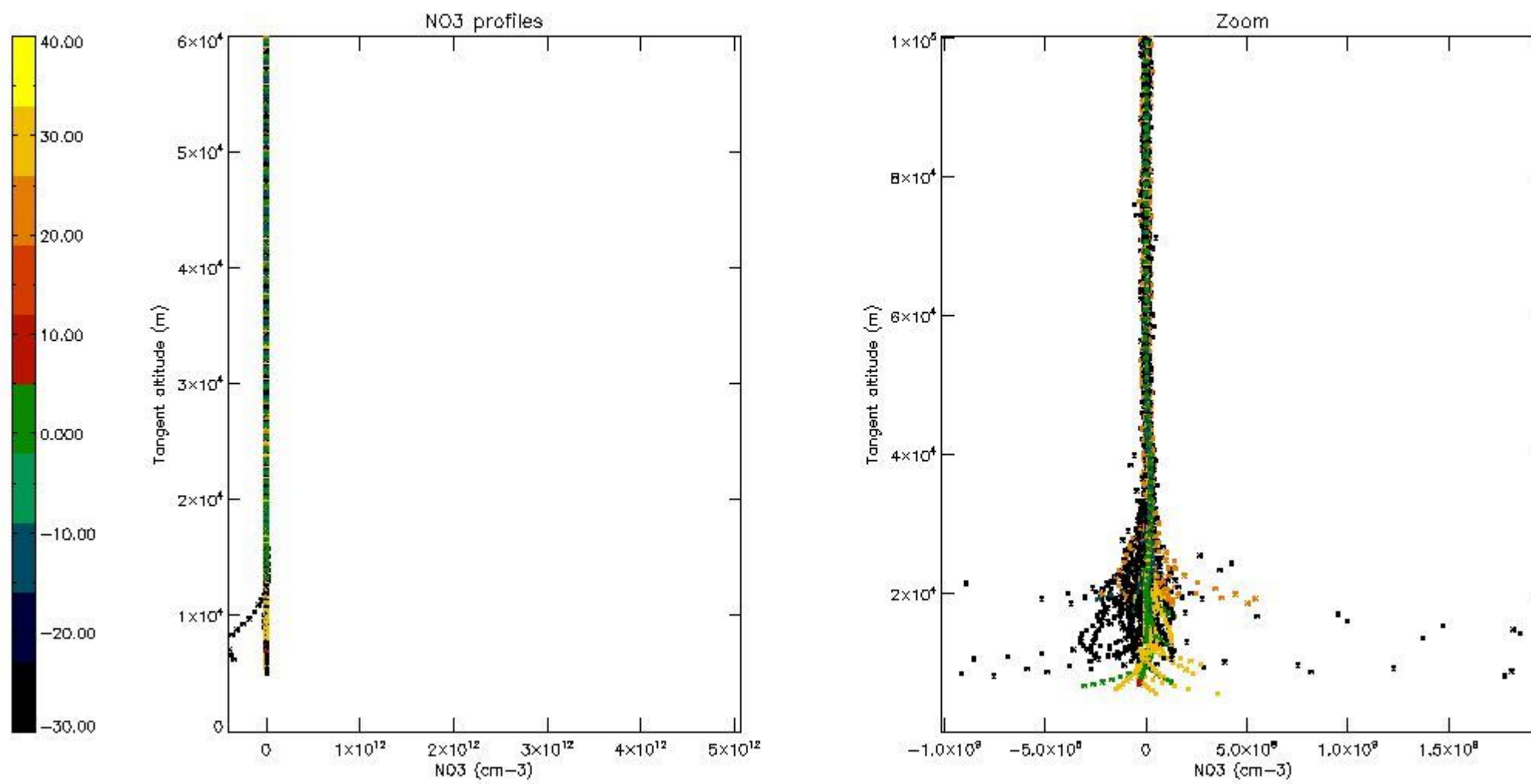
The colorbar represents the latitude.



*5.7 Plot NO3 profiles for all STD (dark without errors)*

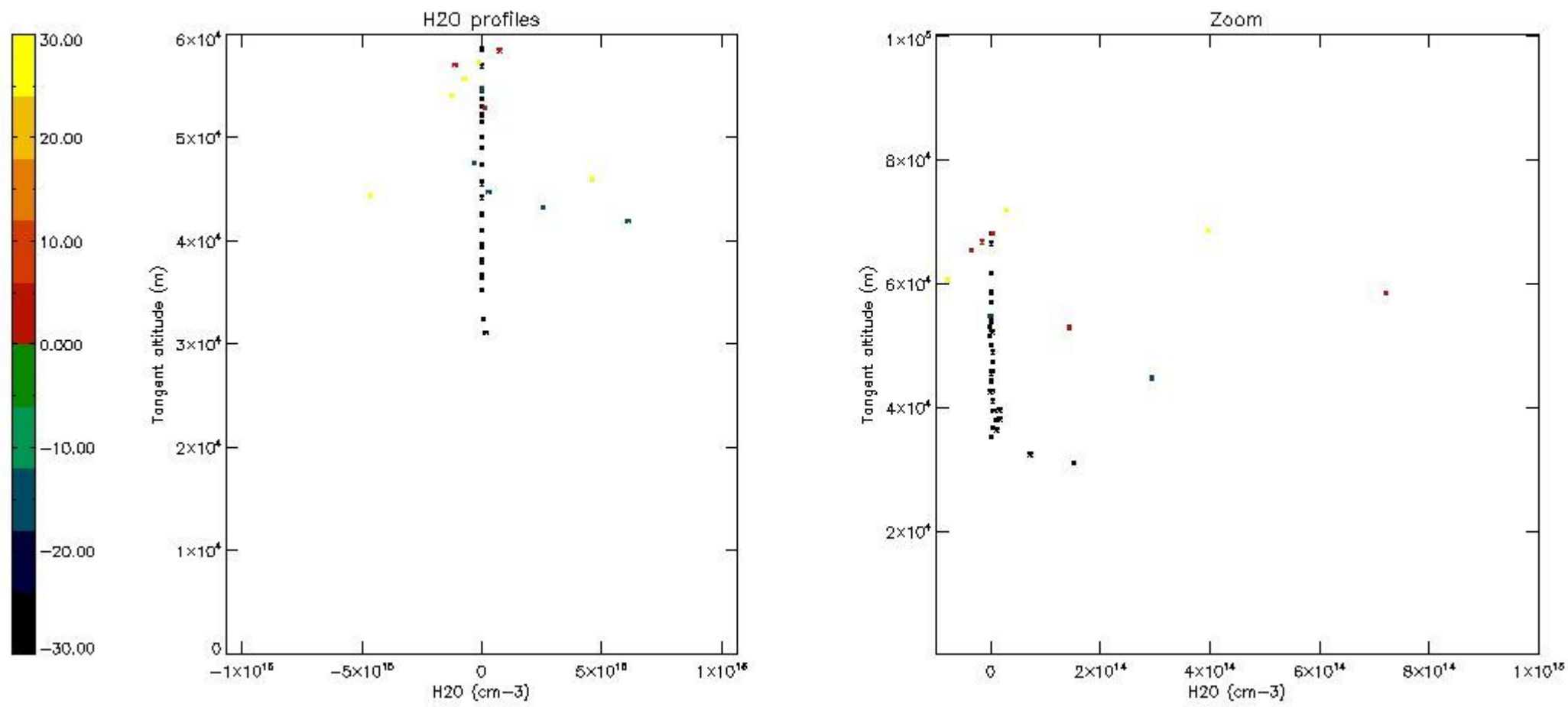
The colorbar represents the latitude.





5.8 Plot H2O profiles for all STD (only for occultations of stars 1,2,3,4,13,14,16,26,63 dark without errors)

The colorbar represents the latitude.



## 6. Auxiliary Data Files used for the production reported in section 2

The number reported in the third column indicates since which file (see list in section 2) the corresponding auxiliary file has been used. The fourth column is the date of those product files.

Type	Auxiliary Filename	Used since product	Used since product date
INST_PHYS_CHARACTERISTICS	GOM_INS_AXVIEC20091111_143220_20030716_120000_20500101_000000	1	19-OCT-2008 00:00:46
LEVEL-2_PROC_CONFIG	GOM_PR2_AXVIEC20091111_152718_20020301_000000_20500101_000000	1	19-OCT-2008 00:00:46
CROSS_SECTIONS_FILE	GOM_CRS_AXVIEC20091111_154832_20020301_000000_20500101_000000	1	19-OCT-2008 00:00:46

# GOMOS Level 2 Daily Report

## SUMMARY

### [1. General Info](#)

### [2. Summary of processed GOM\\_NL\\_2P products](#)

### [3. Level 2 Quality information per product](#)

#### [3.1 Plot of level 2 quality information per product \(time dependant\)](#)

#### [3.2 Plot of level 2 quality information per product \(world map\)](#)

### [4. Level 1 Quality information per product \(stored on level 2 products\)](#)

#### [4.1 Plot of level 1 quality information per product \(time dependant\)](#)

##### [4.1.1 Plot of level 1 quality information per product \(time dependant\): ASCENDING](#)

##### [4.1.2 Plot of level 1 quality information per product \(time dependant\): DESCENDING](#)

#### [4.2 Plot of level 1 quality information per product \(world map\)](#)

##### [4.2.1 Plot of level 1 quality information per product \(world map\): ASCENDING](#)

##### [4.2.2 Plot of level 1 quality information per product \(world map\): DESCENDING](#)

### [5. Ozone profiles based on quality statistics and other trace gas profiles](#)

#### [5.1 Ozone statistics based on quality of products](#)

#### [5.2 Plot ozone profiles for all STD \(dark without errors\)](#)

#### [5.3 Plot ozone profiles where STD < 20% \(dark without errors\)](#)

#### [5.4. Plot ozone profiles where STD < 10% \(dark without errors\)](#)

#### [5.5. Plot ozone profiles where STD < 5% \(dark without errors\)](#)

#### [5.6 Plot NO2 profiles for all STD \(dark without errors\)](#)

#### [5.7 Plot NO3 profiles for all STD \(dark without errors\)](#)

#### [5.8 Plot H2O profiles \(only for occultations of stars 1,2,3,4,13,14,16,26,63 dark without errors\) for all STD](#)

### [6. Auxiliary Data Files used for the production reported in section 2](#)



This report presents the daily analysis on parameters extracted from GOMOS level 2 data (GOM\_NL\_\_2P). It is intended to monitor some important parameters that will impact the quality of these products. A list of level 2 products (and content) that have arrived during the reporting day to the PCF is also given.

Item	Value
Time of report generation	25APR2013 21:10:08
Data source version	GOMOS/6.01
Start time of products	19-10-2008 (19OCT2008 00:00:00)
Stop time of products	20-10-2008 (20OCT2008 00:00:00)
Store outputs in DB	Yes
Nb of level 2 prods	268
Nb of prods with errors	0

## 2. Summary of processed GOM\_NL\_\_2P products.

Nr	Filename	UTC Start time	Limb	Duration	Star Id	Star Name	Star Mag	Star Temp	Nb Meas	Orbit	Prod. error
1	GOM_NL__2PRFIN20081019_000046_000000402073_00073_34696_5306.N1	19-OCT-2008 00:00:46	Bright	39.500	51	41Gam1Leo	2.0100	4500.0	79	34696	No
2	GOM_NL__2PRFIN20081019_000325_000000592073_00073_34696_5307.N1	19-OCT-2008 00:03:25	Bright	58.500	22	32Alp Leo	1.3600	15200.	117	34696	No
3	GOM_NL__2PRFIN20081019_002034_000000462073_00073_34696_5308.N1	19-OCT-2008 00:20:34	Dark	46.000	65	Lam Vel	2.2040	4400.0	92	34696	No
4	GOM_NL__2PRFIN20081019_002231_000000392073_00073_34696_5309.N1	19-OCT-2008 00:22:31	Dark	38.500	91	Kap Vel	2.4900	26000.	77	34696	No
5	GOM_NL__2PRFIN20081019_002351_000000412073_00074_34697_5306.N1	19-OCT-2008 00:23:51	Dark	41.000	34	Gam2Vel	1.7930	23000.	82	34697	No
6	GOM_NL__2PRFIN20081019_002931_000000512073_00074_34697_5307.N1	19-OCT-2008 00:29:31	Dark	51.000	2	Alp Car	-0.73600	7000.0	102	34697	No
7	GOM_NL__2PRFIN20081019_003650_000000382073_00074_34697_5308.N1	19-OCT-2008 00:36:50	Dark	38.000	143	Alp Hyi	2.8570	7200.0	76	34697	No
8	GOM_NL__2PRFIN20081019_003816_000000392073_00074_34697_5309.N1	19-OCT-2008 00:38:16	Dark	38.500	9	Alp Eri	0.45300	24000.	77	34697	No
9	GOM_NL__2PRFIN20081019_004101_000000442073_00074_34697_5310.N1	19-OCT-2008 00:41:01	Straylight	43.500	157	The1Eri	2.9060	9300.0	87	34697	No
10	GOM_NL__2PRFIN20081019_004947_000000432073_00074_34697_5311.N1	19-OCT-2008 00:49:47	Straylight	43.000	52	16Bet Cet	2.0370	4500.0	86	34697	No
11	GOM_NL__2PRFIN20081019_005920_000000372073_00074_34697_5312.N1	19-OCT-2008 00:59:20	Bright	36.500	140	88Gam Peg	2.8340	26000.	73	34697	No
12	GOM_NL__2PRFIN20081019_010316_000000372073_00074_34697_5313.N1	19-OCT-2008 01:03:16	Bright	36.500	58	21Alp And	2.0730	11000.	73	34697	No
13	GOM_NL__2PRFIN20081019_010532_000000412073_00074_34697_5314.N1	19-OCT-2008 01:05:32	Bright	41.000	53	43Bet And	2.0480	3300.0	82	34697	No
14	GOM_NL__2PRFIN20081019_011111_000000382073_00074_34697_5315.N1	19-OCT-2008 01:11:11	Bright	38.000	68	18Alp Cas	2.2250	4500.0	76	34697	No
15	GOM_NL__2PRFIN20081019_011230_000000382073_00074_34697_5316.N1	19-OCT-2008 01:12:30	Bright	38.000	76	27Gam Cas	2.3000	30000.	76	34697	No
16	GOM_NL__2PRFIN20081019_012018_000000362073_00074_34697_5317.N1	19-OCT-2008 01:20:18	Bright	36.000	49	1Alp UMi	1.9900	6300.0	72	34697	No
17	GOM_NL__2PRFIN20081019_012832_000000382073_00074_34697_5318.N1	19-OCT-2008 01:28:32	Bright	38.000	36	50Alp UMa	1.8000	6300.0	76	34697	No
18	GOM_NL__2PRFIN20081019_013006_000000372073_00074_34697_5319.N1	19-OCT-2008 01:30:06	Bright	36.500	82	48Bet UMa	2.3650	10600.	73	34697	No
19	GOM_NL__2PRFIN20081019_013333_000000362073_00074_34697_5320.N1	19-OCT-2008 01:33:33	Bright	36.000	174	52Psi UMa	3.0040	4400.0	72	34697	No
20	GOM_NL__2PRFIN20081019_014122_000000402073_00074_34697_5321.N1	19-OCT-2008 01:41:22	Bright	40.000	51	41Gam1Leo	2.0100	4500.0	80	34697	No
21	GOM_NL__2PRFIN20081019_014401_000000592073_00074_34697_5322.N1	19-OCT-2008 01:44:01	Bright	58.500	22	32Alp Leo	1.3600	15200.	117	34697	No
22	GOM_NL__2PRFIN20081019_020111_000000502073_00074_34697_5323.N1	19-OCT-2008 02:01:11	Dark	49.500	65	Lam Vel	2.2040	4400.0	99	34697	No
23	GOM_NL__2PRFIN20081019_020307_000000382073_00074_34697_5324.N1	19-OCT-2008 02:03:07	Dark	38.000	91	Kap Vel	2.4900	26000.	76	34697	No
24	GOM_NL__2PRFIN20081019_020428_000000462073_00075_34698_5320.N1	19-OCT-2008 02:04:28	Dark	45.500	34	Gam2Vel	1.7930	23000.	91	34698	No
25	GOM_NL__2PRFIN20081019_021007_000000492073_00075_34698_5321.N1	19-OCT-2008 02:10:07	Dark	48.500	2	Alp Car	-0.73600	7000.0	97	34698	No
26	GOM_NL__2PRFIN20081019_021726_000000372073_00075_34698_5322.N1	19-OCT-2008 02:17:26	Dark	37.000	143	Alp Hyi	2.8570	7200.0	74	34698	No
27	GOM_NL__2PRFIN20081019_021852_000000392073_00075_34698_5323.N1	19-OCT-2008 02:18:52	Dark	39.000	9	Alp Eri	0.45300	24000.	78	34698	No
28	GOM_NL__2PRFIN20081019_022138_000000432073_00075_34698_5324.N1	19-OCT-2008 02:21:38	Straylight	42.500	157	The1Eri	2.9060	9300.0	85	34698	No
29	GOM_NL__2PRFIN20081019_023023_000000442073_00075_34698_5325.N1	19-OCT-2008 02:30:23	Straylight	43.500	52	16Bet Cet	2.0370	4500.0	87	34698	No
30	GOM_NL__2PRFIN20081019_023956_000000362073_00075_34698_5326.N1	19-OCT-2008 02:39:56	Bright	35.500	140	88Gam Peg	2.8340	26000.	71	34698	No
31	GOM_NL__2PRFIN20081019_024352_000000372073_00075_34698_5327.N1	19-OCT-2008 02:43:52	Bright	36.500	58	21Alp And	2.0730	11000.	73	34698	No
32	GOM_NL__2PRFIN20081019_024608_000000412073_00075_34698_5328.N1	19-OCT-2008 02:46:08	Bright	40.500	53	43Bet And	2.0480	3300.0	81	34698	No
33	GOM_NL__2PRFIN20081019_025146_000000372073_00075_34698_5329.N1	19-OCT-2008 02:51:46	Bright	36.500	68	18Alp Cas	2.2250	4500.0	73	34698	No
34	GOM_NL__2PRFIN20081019_025306_000000372073_00075_34698_5330.N1	19-OCT-2008 02:53:06	Bright	37.000	76	27Gam Cas	2.3000	30000.	74	34698	No
35	GOM_NL__2PRFIN20081019_030054_000000322073_00075_34698_5331.N1	19-OCT-2008 03:00:54	Bright	32.000	49	1Alp UMi	1.9900	6300.0	64	34698	No
36	GOM_NL__2PRFIN20081019_030908_000000362073_00075_34698_5332.N1	19-OCT-2008 03:09:08	Bright	36.000	36	50Alp UMa	1.8000	6300.0	72	34698	No
37	GOM_NL__2PRFIN20081019_031042_000000372073_00075_34698_5333.N1	19-OCT-2008 03:10:42	Bright	37.000	82	48Bet UMa	2.3650	10600.	74	34698	No
38	GOM_NL__2PRFIN20081019_031409_000000362073_00075_34698_5334.N1	19-OCT-2008 03:14:09	Bright	36.000	174	52Psi UMa	3.0040	4400.0	72	34698	No
39	GOM_NL__2PRFIN20081019_032158_000000402073_00075_34698_5335.N1	19-OCT-2008 03:21:58	Bright	39.500	51	41Gam1Leo	2.0100	4500.0	79	34698	No
40	GOM_NL__2PRFIN20081019_032437_000000422073_00075_34698_5336.N1	19-OCT-2008 03:24:37	Bright	42.000	22	32Alp Leo	1.3600	15200.	84	34698	No
41	GOM_NL__2PRFIN20081019_034147_000000532073_00075_34698_5337.N1	19-OCT-2008 03:41:47	Dark	53.000	65	Lam Vel	2.2040	4400.0	106	34698	No
42	GOM_NL__2PRFIN20081019_034344_000000382073_00075_34698_5338.N1	19-OCT-2008 03:43:44	Dark	38.000	91	Kap Vel	2.4900	26000.	76	34698	No

43	GOM_NL__2PRFIN20081019_034505_000000442073_00076_34699_5330.N1	19-OCT-2008 03:45:05	Dark	43.500	34	Gam2Vel	1.7930	23000.	87	34699	No
44	GOM_NL__2PRFIN20081019_035044_000000482073_00076_34699_5331.N1	19-OCT-2008 03:50:44	Dark	47.500	2	Alp Car	-0.73600	7000.0	95	34699	No
45	GOM_NL__2PRFIN20081019_035803_000000372073_00076_34699_5332.N1	19-OCT-2008 03:58:03	Dark	37.000	143	Alp Hyi	2.8570	7200.0	74	34699	No
46	GOM_NL__2PRFIN20081019_035928_000000502073_00076_34699_5333.N1	19-OCT-2008 03:59:28	Dark	49.500	9	Alp Eri	0.45300	24000.	99	34699	No
47	GOM_NL__2PRFIN20081019_040214_000000452073_00076_34699_5334.N1	19-OCT-2008 04:02:14	Straylight	44.500	157	The1Eri	2.9060	9300.0	89	34699	No
48	GOM_NL__2PRFIN20081019_041059_000000432073_00076_34699_5335.N1	19-OCT-2008 04:10:59	Straylight	43.000	52	16Bet Cet	2.0370	4500.0	86	34699	No
49	GOM_NL__2PRFIN20081019_042032_000000362073_00076_34699_5336.N1	19-OCT-2008 04:20:32	Bright	35.500	140	88Gam Peg	2.8340	26000.	71	34699	No
50	GOM_NL__2PRFIN20081019_042428_000000372073_00076_34699_5337.N1	19-OCT-2008 04:24:28	Bright	36.500	58	21Alp And	2.0730	11000.	73	34699	No
51	GOM_NL__2PRFIN20081019_042644_000000402073_00076_34699_5338.N1	19-OCT-2008 04:26:44	Bright	40.000	53	43Bet And	2.0480	3300.0	80	34699	No
52	GOM_NL__2PRFIN20081019_043222_000000382073_00076_34699_5339.N1	19-OCT-2008 04:32:22	Bright	37.500	68	18Alp Cas	2.2250	4500.0	75	34699	No
53	GOM_NL__2PRFIN20081019_043342_000000372073_00076_34699_5340.N1	19-OCT-2008 04:33:42	Bright	37.000	76	27Gam Cas	2.3000	30000.	74	34699	No
54	GOM_NL__2PRFIN20081019_044130_000000352073_00076_34699_5341.N1	19-OCT-2008 04:41:30	Bright	35.000	49	1Alp UMi	1.9900	6300.0	70	34699	No
55	GOM_NL__2PRFIN20081019_044944_000000382073_00076_34699_5342.N1	19-OCT-2008 04:49:44	Bright	38.000	36	50Alp UMa	1.8000	6300.0	76	34699	No
56	GOM_NL__2PRFIN20081019_045119_000000372073_00076_34699_5343.N1	19-OCT-2008 04:51:19	Bright	37.000	82	48Bet UMa	2.3650	10600.	74	34699	No
57	GOM_NL__2PRFIN20081019_045445_000000362073_00076_34699_5344.N1	19-OCT-2008 04:54:45	Bright	35.500	174	52Psi UMa	3.0040	4400.0	71	34699	No
58	GOM_NL__2PRFIN20081019_050234_000000402073_00076_34699_5345.N1	19-OCT-2008 05:02:34	Bright	40.000	51	41Gam1Leo	2.0100	4500.0	80	34699	No
59	GOM_NL__2PRFIN20081019_050514_000000522073_00076_34699_5346.N1	19-OCT-2008 05:05:14	Bright	51.500	22	32Alp Leo	1.3600	15200.	103	34699	No
60	GOM_NL__2PRFIN20081019_052224_000000532073_00076_34699_5347.N1	19-OCT-2008 05:22:24	Dark	53.000	65	Lam Vel	2.2040	4400.0	106	34699	No
61	GOM_NL__2PRFIN20081019_052420_000000382073_00076_34699_5348.N1	19-OCT-2008 05:24:20	Dark	38.000	91	Kap Vel	2.4900	26000.	76	34699	No
62	GOM_NL__2PRFIN20081019_052542_000000442073_00077_34700_5351.N1	19-OCT-2008 05:25:42	Dark	43.500	34	Gam2Vel	1.7930	23000.	87	34700	No
63	GOM_NL__2PRFIN20081019_053121_000000572073_00077_34700_5352.N1	19-OCT-2008 05:31:21	Dark	56.500	2	Alp Car	-0.73600	7000.0	113	34700	No
64	GOM_NL__2PRFIN20081019_053839_000000382073_00077_34700_5353.N1	19-OCT-2008 05:38:39	Dark	37.500	143	Alp Hyi	2.8570	7200.0	75	34700	No
65	GOM_NL__2PRFIN20081019_054005_000000462073_00077_34700_5354.N1	19-OCT-2008 05:40:05	Dark	46.000	9	Alp Eri	0.45300	24000.	92	34700	No
66	GOM_NL__2PRFIN20081019_054251_000000422073_00077_34700_5355.N1	19-OCT-2008 05:42:51	Straylight	41.500	157	The1Eri	2.9060	9300.0	83	34700	No
67	GOM_NL__2PRFIN20081019_055135_000000432073_00077_34700_5356.N1	19-OCT-2008 05:51:35	Straylight	42.500	52	16Bet Cet	2.0370	4500.0	85	34700	No
68	GOM_NL__2PRFIN20081019_060108_000000362073_00077_34700_5357.N1	19-OCT-2008 06:01:08	Bright	35.500	140	88Gam Peg	2.8340	26000.	71	34700	No
69	GOM_NL__2PRFIN20081019_060504_000000362073_00077_34700_5358.N1	19-OCT-2008 06:05:04	Bright	36.000	58	21Alp And	2.0730	11000.	72	34700	No
70	GOM_NL__2PRFIN20081019_060720_000000382073_00077_34700_5359.N1	19-OCT-2008 06:07:20	Bright	38.000	53	43Bet And	2.0480	3300.0	76	34700	No
71	GOM_NL__2PRFIN20081019_061258_000000372073_00077_34700_5360.N1	19-OCT-2008 06:12:58	Bright	36.500	68	18Alp Cas	2.2250	4500.0	73	34700	No
72	GOM_NL__2PRFIN20081019_061418_000000372073_00077_34700_5361.N1	19-OCT-2008 06:14:18	Bright	36.500	76	27Gam Cas	2.3000	30000.	73	34700	No
73	GOM_NL__2PRFIN20081019_062206_000000362073_00077_34700_5362.N1	19-OCT-2008 06:22:06	Bright	36.000	49	1Alp UMi	1.9900	6300.0	72	34700	No
74	GOM_NL__2PRFIN20081019_063020_000000372073_00077_34700_5363.N1	19-OCT-2008 06:30:20	Bright	37.000	36	50Alp UMa	1.8000	6300.0	74	34700	No
75	GOM_NL__2PRFIN20081019_063154_000000372073_00077_34700_5364.N1	19-OCT-2008 06:31:54	Bright	36.500	82	48Bet UMa	2.3650	10600.	73	34700	No
76	GOM_NL__2PRFIN20081019_063521_000000342073_00077_34700_5365.N1	19-OCT-2008 06:35:21	Bright	34.000	174	52Psi UMa	3.0040	4400.0	68	34700	No
77	GOM_NL__2PRFIN20081019_064311_000000392073_00077_34700_5366.N1	19-OCT-2008 06:43:11	Bright	38.500	51	41Gam1Leo	2.0100	4500.0	77	34700	No
78	GOM_NL__2PRFIN20081019_064550_000000412073_00077_34700_5367.N1	19-OCT-2008 06:45:50	Bright	40.500	22	32Alp Leo	1.3600	15200.	81	34700	No
79	GOM_NL__2PRFIN20081019_070300_000000462073_00077_34700_5368.N1	19-OCT-2008 07:03:00	Dark	46.000	65	Lam Vel	2.2040	4400.0	92	34700	No
80	GOM_NL__2PRFIN20081019_071158_000000562073_00078_34701_5365.N1	19-OCT-2008 07:11:58	Dark	55.500	2	Alp Car	-0.73600	7000.0	111	34701	No
81	GOM_NL__2PRFIN20081019_071915_000000382073_00078_34701_5366.N1	19-OCT-2008 07:19:15	Dark	38.000	143	Alp Hyi	2.8570	7200.0	76	34701	No
82	GOM_NL__2PRFIN20081019_072041_000000502073_00078_34701_5367.N1	19-OCT-2008 07:20:41	Dark	49.500	9	Alp Eri	0.45300	24000.	99	34701	No
83	GOM_NL__2PRFIN20081019_072327_000000432073_00078_34701_5368.N1	19-OCT-2008 07:23:27	Straylight	43.000	157	The1Eri	2.9060	9300.0	86	34701	No
84	GOM_NL__2PRFIN20081019_073211_000000432073_00078_34701_5369.N1	19-OCT-2008 07:32:11	Straylight	42.500	52	16Bet Cet	2.0370	4500.0	85	34701	No
85	GOM_NL__2PRFIN20081019_074144_000000362073_00078_34701_5370.N1	19-OCT-2008 07:41:44	Bright	36.000	140	88Gam Peg	2.8340	26000.	72	34701	No
86	GOM_NL__2PRFIN20081019_074540_000000372073_00078_34701_5371.N1	19-OCT-2008 07:45:40	Bright	36.500	58	21Alp And	2.0730	11000.	73	34701	No
87	GOM_NL__2PRFIN20081019_074755_000000412073_00078_34701_5372.N1	19-OCT-2008 07:47:55	Bright	40.500	53	43Bet And	2.0480	3300.0	81	34701	No
88	GOM_NL__2PRFIN20081019_075334_000000372073_00078_34701_5373.N1	19-OCT-2008 07:53:34	Bright	36.500	68	18Alp Cas	2.2250	4500.0	73	34701	No
89	GOM_NL__2PRFIN20081019_075453_000000372073_00078_34701_5374.N1	19-OCT-2008 07:54:53	Bright	37.000	76	27Gam Cas	2.3000	30000.	74	34701	No
90	GOM_NL__2PRFIN20081019_080242_000000322073_00078_34701_5375.N1	19-OCT-2008 08:02:42	Bright	32.000	49	1Alp UMi	1.9900	6300.0	64	34701	No
91	GOM_NL__2PRFIN20081019_081056_000000382073_00078_34701_5376.N1	19-OCT-2008 08:10:56	Bright	37.500	36	50Alp UMa	1.8000	6300.0	75	34701	No
92	GOM_NL__2PRFIN20081019_081231_000000362073_00078_34701_5377.N1	19-OCT-2008 08:12:31	Bright	35.500	82	48Bet UMa	2.3650	10600.	71	34701	No
93	GOM_NL__2PRFIN20081019_081557_000000402073_00078_34701_5378.N1	19-OCT-2008 08:15:57	Bright	39.500	174	52Psi UMa	3.0040	4400.0	79	34701	No
94	GOM_NL__2PRFIN20081019_082347_000000402073_00078_34701_5379.N1	19-OCT-2008 08:23:47	Bright	40.000	51	41Gam1Leo	2.0100	4500.0	80	34701	No
95	GOM_NL__2PRFIN20081019_082626_000000422073_00078_34701_5380.N1	19-OCT-2008 08:26:26	Bright	42.000	22	32Alp Leo	1.3600	15200.	84	34701	No
96	GOM_NL__2PRFIN20081019_084337_000000472073_00078_34701_5381.N1	19-OCT-2008 08:43:37	Dark	47.000	65	Lam Vel	2.2040	4400.0	94	34701	No
97	GOM_NL__2PRFIN20081019_085235_000000492073_00079_34702_5376.N1	19-OCT-2008 08:52:35	Dark	48.500	2	Alp Car	-0.73600	7000.0	97	34702	No
98	GOM_NL__2PRFIN20081019_085951_000000372073_00079_34702_5377.N1	19-OCT-2008 08:59:51	Dark	36.500	143	Alp Hyi	2.8570	7200.0	73	34702	No
99	GOM_NL__2PRFIN20081019_090117_000000492073_00079_34702_5378.N1	19-OCT-2008 09:01:17	Dark	48.500	9	Alp Eri	0.45300	24000.	97	34702	No
100	GOM_NL__2PRFIN20081019_090403_000000442073_00079_34702_5379.N1	19-OCT-2008 09:04:03	Straylight	44.000	157	The1Eri	2.9060	9300.0	88	34702	No
101	GOM_NL__2PRFIN20081019_091248_000000392073_00079_34702_5380.N1	19-OCT-2008 09:12:48	Straylight	39.000	52	16Bet Cet	2.0370	4500.0	78	34702	No

102	GOM_NL__2PRFIN20081019_092221_000000362073_00079_34702_5381.N1	19-OCT-2008 09:22:21	Bright	36.000	140	88Gam Peg	2.8340	26000.	72	34702	No
103	GOM_NL__2PRFIN20081019_092616_000000362073_00079_34702_5382.N1	19-OCT-2008 09:26:16	Bright	36.000	58	21Alp And	2.0730	11000.	72	34702	No
104	GOM_NL__2PRFIN20081019_092831_000000402073_00079_34702_5383.N1	19-OCT-2008 09:28:31	Bright	40.000	53	43Bet And	2.0480	3300.0	80	34702	No
105	GOM_NL__2PRFIN20081019_093410_000000362073_00079_34702_5384.N1	19-OCT-2008 09:34:10	Bright	36.000	68	18Alp Cas	2.2250	4500.0	72	34702	No
106	GOM_NL__2PRFIN20081019_093529_000000362073_00079_34702_5385.N1	19-OCT-2008 09:35:29	Bright	35.500	76	27Gam Cas	2.3000	30000.	71	34702	No
107	GOM_NL__2PRFIN20081019_094317_000000362073_00079_34702_5386.N1	19-OCT-2008 09:43:17	Bright	35.500	49	1Alp UMi	1.9900	6300.0	71	34702	No
108	GOM_NL__2PRFIN20081019_095132_000000382073_00079_34702_5387.N1	19-OCT-2008 09:51:32	Bright	38.000	36	50Alp UMa	1.8000	6300.0	76	34702	No
109	GOM_NL__2PRFIN20081019_095306_000000352073_00079_34702_5388.N1	19-OCT-2008 09:53:06	Bright	35.000	82	48Bet UMa	2.3650	10600.	70	34702	No
110	GOM_NL__2PRFIN20081019_095633_000000362073_00079_34702_5389.N1	19-OCT-2008 09:56:33	Bright	36.000	174	52Psi UMa	3.0040	4400.0	72	34702	No
111	GOM_NL__2PRFIN20081019_100423_000000372073_00079_34702_5390.N1	19-OCT-2008 10:04:23	Bright	37.000	51	41Gam1Leo	2.0100	4500.0	74	34702	No
112	GOM_NL__2PRFIN20081019_100703_000000602073_00079_34702_5391.N1	19-OCT-2008 10:07:03	Bright	60.000	22	32Alp Leo	1.3600	15200.	120	34702	No
113	GOM_NL__2PRFIN20081019_102414_000000462073_00079_34702_5392.N1	19-OCT-2008 10:24:14	Dark	45.500	65	Lam Vel	2.2040	4400.0	91	34702	No
114	GOM_NL__2PRFIN20081019_102610_000000382073_00079_34702_5393.N1	19-OCT-2008 10:26:10	Dark	38.000	91	Kap Vel	2.4900	26000.	76	34702	No
115	GOM_NL__2PRFIN20081019_102732_000000442073_00080_34703_5390.N1	19-OCT-2008 10:27:32	Dark	44.000	34	Gam2Vel	1.7930	23000.	88	34703	No
116	GOM_NL__2PRFIN20081019_103311_000000502073_00080_34703_5391.N1	19-OCT-2008 10:33:11	Dark	49.500	2	Alp Car	-0.73600	7000.0	99	34703	No
117	GOM_NL__2PRFIN20081019_104028_000000372073_00080_34703_5392.N1	19-OCT-2008 10:40:28	Dark	37.000	143	Alp Hyi	2.8570	7200.0	74	34703	No
118	GOM_NL__2PRFIN20081019_104153_000000412073_00080_34703_5393.N1	19-OCT-2008 10:41:53	Dark	41.000	9	Alp Eri	0.45300	24000.	82	34703	No
119	GOM_NL__2PRFIN20081019_104440_000000432073_00080_34703_5394.N1	19-OCT-2008 10:44:40	Straylight	43.000	157	The1Eri	2.9060	9300.0	86	34703	No
120	GOM_NL__2PRFIN20081019_105324_000000432073_00080_34703_5395.N1	19-OCT-2008 10:53:24	Straylight	43.000	52	16Bet Cet	2.0370	4500.0	86	34703	No
121	GOM_NL__2PRFIN20081019_110257_000000342073_00080_34703_5396.N1	19-OCT-2008 11:02:57	Bright	34.000	140	88Gam Peg	2.8340	26000.	68	34703	No
122	GOM_NL__2PRFIN20081019_110652_000000352073_00080_34703_5397.N1	19-OCT-2008 11:06:52	Bright	35.000	58	21Alp And	2.0730	11000.	70	34703	No
123	GOM_NL__2PRFIN20081019_110907_000000402073_00080_34703_5398.N1	19-OCT-2008 11:09:07	Bright	39.500	53	43Bet And	2.0480	3300.0	79	34703	No
124	GOM_NL__2PRFIN20081019_111445_000000382073_00080_34703_5399.N1	19-OCT-2008 11:14:45	Bright	37.500	68	18Alp Cas	2.2250	4500.0	75	34703	No
125	GOM_NL__2PRFIN20081019_111605_000000372073_00080_34703_5400.N1	19-OCT-2008 11:16:05	Bright	36.500	76	27Gam Cas	2.3000	30000.	73	34703	No
126	GOM_NL__2PRFIN20081019_112353_000000362073_00080_34703_5401.N1	19-OCT-2008 11:23:53	Bright	36.000	49	1Alp UMi	1.9900	6300.0	72	34703	No
127	GOM_NL__2PRFIN20081019_113208_000000342073_00080_34703_5402.N1	19-OCT-2008 11:32:08	Bright	34.000	36	50Alp UMa	1.8000	6300.0	68	34703	No
128	GOM_NL__2PRFIN20081019_113342_000000372073_00080_34703_5403.N1	19-OCT-2008 11:33:42	Bright	37.000	82	48Bet UMa	2.3650	10600.	74	34703	No
129	GOM_NL__2PRFIN20081019_113709_000000372073_00080_34703_5404.N1	19-OCT-2008 11:37:09	Bright	37.000	174	52Psi UMa	3.0040	4400.0	74	34703	No
130	GOM_NL__2PRFIN20081019_114459_000000412073_00080_34703_5405.N1	19-OCT-2008 11:44:59	Bright	40.500	51	41Gam1Leo	2.0100	4500.0	81	34703	No
131	GOM_NL__2PRFIN20081019_114739_000000602073_00080_34703_5406.N1	19-OCT-2008 11:47:39	Bright	60.000	22	32Alp Leo	1.3600	15200.	120	34703	No
132	GOM_NL__2PRFIN20081019_120450_000000532073_00080_34703_5407.N1	19-OCT-2008 12:04:50	Dark	53.000	65	Lam Vel	2.2040	4400.0	106	34703	No
133	GOM_NL__2PRFIN20081019_120646_000000412073_00080_34703_5408.N1	19-OCT-2008 12:06:46	Dark	40.500	91	Kap Vel	2.4900	26000.	81	34703	No
134	GOM_NL__2PRFIN20081019_120809_000000442073_00081_34704_5408.N1	19-OCT-2008 12:08:09	Dark	43.500	34	Gam2Vel	1.7930	23000.	87	34704	No
135	GOM_NL__2PRFIN20081019_121348_000000472073_00081_34704_5409.N1	19-OCT-2008 12:13:48	Dark	47.000	2	Alp Car	-0.73600	7000.0	94	34704	No
136	GOM_NL__2PRFIN20081019_122104_000000372073_00081_34704_5410.N1	19-OCT-2008 12:21:04	Dark	37.000	143	Alp Hyi	2.8570	7200.0	74	34704	No
137	GOM_NL__2PRFIN20081019_122229_000000372073_00081_34704_5411.N1	19-OCT-2008 12:22:29	Dark	37.000	9	Alp Eri	0.45300	24000.	74	34704	No
138	GOM_NL__2PRFIN20081019_122516_000000432073_00081_34704_5412.N1	19-OCT-2008 12:25:16	Straylight	43.000	157	The1Eri	2.9060	9300.0	86	34704	No
139	GOM_NL__2PRFIN20081019_123400_000000442073_00081_34704_5413.N1	19-OCT-2008 12:34:00	Straylight	43.500	52	16Bet Cet	2.0370	4500.0	87	34704	No
140	GOM_NL__2PRFIN20081019_124332_000000352073_00081_34704_5414.N1	19-OCT-2008 12:43:32	Bright	35.000	140	88Gam Peg	2.8340	26000.	70	34704	No
141	GOM_NL__2PRFIN20081019_124728_000000372073_00081_34704_5415.N1	19-OCT-2008 12:47:28	Bright	36.500	58	21Alp And	2.0730	11000.	73	34704	No
142	GOM_NL__2PRFIN20081019_124942_000000412073_00081_34704_5416.N1	19-OCT-2008 12:49:42	Bright	40.500	53	43Bet And	2.0480	3300.0	81	34704	No
143	GOM_NL__2PRFIN20081019_125521_000000372073_00081_34704_5417.N1	19-OCT-2008 12:55:21	Bright	37.000	68	18Alp Cas	2.2250	4500.0	74	34704	No
144	GOM_NL__2PRFIN20081019_125640_000000382073_00081_34704_5418.N1	19-OCT-2008 12:56:40	Bright	37.500	76	27Gam Cas	2.3000	30000.	75	34704	No
145	GOM_NL__2PRFIN20081019_130429_000000332073_00081_34704_5419.N1	19-OCT-2008 13:04:29	Bright	32.500	49	1Alp UMi	1.9900	6300.0	65	34704	No
146	GOM_NL__2PRFIN20081019_131244_000000382073_00081_34704_5420.N1	19-OCT-2008 13:12:44	Bright	37.500	36	50Alp UMa	1.8000	6300.0	75	34704	No
147	GOM_NL__2PRFIN20081019_131418_000000372073_00081_34704_5421.N1	19-OCT-2008 13:14:18	Bright	36.500	82	48Bet UMa	2.3650	10600.	73	34704	No
148	GOM_NL__2PRFIN20081019_131745_000000372073_00081_34704_5422.N1	19-OCT-2008 13:17:45	Bright	36.500	174	52Psi UMa	3.0040	4400.0	73	34704	No
149	GOM_NL__2PRFIN20081019_132535_000000402073_00081_34704_5423.N1	19-OCT-2008 13:25:35	Bright	40.000	51	41Gam1Leo	2.0100	4500.0	80	34704	No
150	GOM_NL__2PRFIN20081019_132815_000000602073_00081_34704_5424.N1	19-OCT-2008 13:28:15	Bright	60.000	22	32Alp Leo	1.3600	15200.	120	34704	No
151	GOM_NL__2PRFIN20081019_134527_000000492073_00081_34704_5425.N1	19-OCT-2008 13:45:27	Dark	48.500	65	Lam Vel	2.2040	4400.0	97	34704	No
152	GOM_NL__2PRFIN20081019_134722_000000392073_00081_34704_5426.N1	19-OCT-2008 13:47:22	Dark	38.500	91	Kap Vel	2.4900	26000.	77	34704	No
153	GOM_NL__2PRFIN20081019_134845_000000432073_00082_34705_5421.N1	19-OCT-2008 13:48:45	Dark	43.000	34	Gam2Vel	1.7930	23000.	86	34705	No
154	GOM_NL__2PRFIN20081019_135425_000000472073_00082_34705_5422.N1	19-OCT-2008 13:54:25	Dark	46.500	2	Alp Car	-0.73600	7000.0	93	34705	No
155	GOM_NL__2PRFIN20081019_140140_000000372073_00082_34705_5423.N1	19-OCT-2008 14:01:40	Dark	37.000	143	Alp Hyi	2.8570	7200.0	74	34705	No
156	GOM_NL__2PRFIN20081019_140306_000000452073_00082_34705_5424.N1	19-OCT-2008 14:03:06	Dark	45.000	9	Alp Eri	0.45300	24000.	90	34705	No
157	GOM_NL__2PRFIN20081019_140552_000000442073_00082_34705_5425.N1	19-OCT-2008 14:05:52	Straylight	43.500	157	The1Eri	2.9060	9300.0	87	34705	No
158	GOM_NL__2PRFIN20081019_141436_000000432073_00082_34705_5426.N1	19-OCT-2008 14:14:36	Straylight	42.500	52	16Bet Cet	2.0370	4500.0	85	34705	No
159	GOM_NL__2PRFIN20081019_142408_000000362073_00082_34705_5427.N1	19-OCT-2008 14:24:08	Bright	35.500	140	88Gam Peg	2.8340	26000.	71	34705	No
160	GOM_NL__2PRFIN20081019_142804_000000362073_00082_34705_5428.N1	19-OCT-2008 14:28:04	Bright	36.000	58	21Alp And	2.0730	11000.	72	34705	No



161	GOM_NL__2PRFIN20081019_143018_000000402073_00082_34705_5429.N1	19-OCT-2008 14:30:18	Bright	40.000	53	43Bet And	2.0480	3300.0	80	34705	No
162	GOM_NL__2PRFIN20081019_143557_000000372073_00082_34705_5430.N1	19-OCT-2008 14:35:57	Bright	37.000	68	18Alp Cas	2.2250	4500.0	74	34705	No
163	GOM_NL__2PRFIN20081019_143716_000000382073_00082_34705_5431.N1	19-OCT-2008 14:37:16	Bright	37.500	76	27Gam Cas	2.3000	30000.	75	34705	No
164	GOM_NL__2PRFIN20081019_144505_000000332073_00082_34705_5432.N1	19-OCT-2008 14:45:05	Bright	32.500	49	1Alp UMi	1.9900	6300.0	65	34705	No
165	GOM_NL__2PRFIN20081019_145320_000000382073_00082_34705_5433.N1	19-OCT-2008 14:53:20	Bright	37.500	36	50Alp UMa	1.8000	6300.0	75	34705	No
166	GOM_NL__2PRFIN20081019_145454_000000362073_00082_34705_5434.N1	19-OCT-2008 14:54:54	Bright	36.000	82	48Bet UMa	2.3650	10600.	72	34705	No
167	GOM_NL__2PRFIN20081019_145821_000000352073_00082_34705_5435.N1	19-OCT-2008 14:58:21	Bright	35.000	174	52Psi UMa	3.0040	4400.0	70	34705	No
168	GOM_NL__2PRFIN20081019_150611_000000402073_00082_34705_5436.N1	19-OCT-2008 15:06:11	Bright	40.000	51	41Gam1Leo	2.0100	4500.0	80	34705	No
169	GOM_NL__2PRFIN20081019_150852_000000422073_00082_34705_5437.N1	19-OCT-2008 15:08:52	Bright	42.000	22	32Alp Leo	1.3600	15200.	84	34705	No
170	GOM_NL__2PRFIN20081019_152603_000000522073_00082_34705_5438.N1	19-OCT-2008 15:26:03	Dark	51.500	65	Lam Vel	2.2040	4400.0	103	34705	No
171	GOM_NL__2PRFIN20081019_152758_000000392073_00082_34705_5439.N1	19-OCT-2008 15:27:58	Dark	38.500	91	Kap Vel	2.4900	26000.	77	34705	No
172	GOM_NL__2PRFIN20081019_152922_000000432073_00083_34706_5436.N1	19-OCT-2008 15:29:22	Dark	43.000	34	Gam2Vel	1.7930	23000.	86	34706	No
173	GOM_NL__2PRFIN20081019_153501_000000482073_00083_34706_5437.N1	19-OCT-2008 15:35:01	Dark	48.000	2	Alp Car	-0.73600	7000.0	96	34706	No
174	GOM_NL__2PRFIN20081019_154216_000000382073_00083_34706_5438.N1	19-OCT-2008 15:42:16	Dark	37.500	143	Alp Hyi	2.8570	7200.0	75	34706	No
175	GOM_NL__2PRFIN20081019_154342_000000452073_00083_34706_5439.N1	19-OCT-2008 15:43:42	Dark	45.000	9	Alp Eri	0.45300	24000.	90	34706	No
176	GOM_NL__2PRFIN20081019_154629_000000422073_00083_34706_5440.N1	19-OCT-2008 15:46:29	Straylight	42.000	157	The1Eri	2.9060	9300.0	84	34706	No
177	GOM_NL__2PRFIN20081019_155512_000000432073_00083_34706_5441.N1	19-OCT-2008 15:55:12	Straylight	43.000	52	16Bet Cet	2.0370	4500.0	86	34706	No
178	GOM_NL__2PRFIN20081019_160444_000000362073_00083_34706_5442.N1	19-OCT-2008 16:04:44	Bright	36.000	140	88Gam Peg	2.8340	26000.	72	34706	No
179	GOM_NL__2PRFIN20081019_160840_000000372073_00083_34706_5443.N1	19-OCT-2008 16:08:40	Bright	36.500	58	21Alp And	2.0730	11000.	73	34706	No
180	GOM_NL__2PRFIN20081019_161054_000000412073_00083_34706_5444.N1	19-OCT-2008 16:10:54	Bright	41.000	53	43Bet And	2.0480	3300.0	82	34706	No
181	GOM_NL__2PRFIN20081019_161633_000000392073_00083_34706_5445.N1	19-OCT-2008 16:16:33	Bright	39.000	68	18Alp Cas	2.2250	4500.0	78	34706	No
182	GOM_NL__2PRFIN20081019_161752_000000382073_00083_34706_5446.N1	19-OCT-2008 16:17:52	Bright	37.500	76	27Gam Cas	2.3000	30000.	75	34706	No
183	GOM_NL__2PRFIN20081019_162541_000000362073_00083_34706_5447.N1	19-OCT-2008 16:25:41	Bright	36.000	49	1Alp UMi	1.9900	6300.0	72	34706	No
184	GOM_NL__2PRFIN20081019_163356_000000392073_00083_34706_5448.N1	19-OCT-2008 16:33:56	Bright	39.000	36	50Alp UMa	1.8000	6300.0	78	34706	No
185	GOM_NL__2PRFIN20081019_163530_000000362073_00083_34706_5449.N1	19-OCT-2008 16:35:30	Bright	36.000	82	48Bet UMa	2.3650	10600.	72	34706	No
186	GOM_NL__2PRFIN20081019_163857_000000352073_00083_34706_5450.N1	19-OCT-2008 16:38:57	Bright	34.500	174	52Psi UMa	3.0040	4400.0	69	34706	No
187	GOM_NL__2PRFIN20081019_164648_000000412073_00083_34706_5451.N1	19-OCT-2008 16:46:48	Bright	41.000	51	41Gam1Leo	2.0100	4500.0	82	34706	No
188	GOM_NL__2PRFIN20081019_164928_000000432073_00083_34706_5452.N1	19-OCT-2008 16:49:28	Bright	43.000	22	32Alp Leo	1.3600	15200.	86	34706	No
189	GOM_NL__2PRFIN20081019_170640_000000552073_00083_34706_5453.N1	19-OCT-2008 17:06:40	Dark	55.000	65	Lam Vel	2.2040	4400.0	110	34706	No
190	GOM_NL__2PRFIN20081019_170835_000000392073_00083_34706_5454.N1	19-OCT-2008 17:08:35	Dark	38.500	91	Kap Vel	2.4900	26000.	77	34706	No
191	GOM_NL__2PRFIN20081019_170959_000000432073_00084_34707_5449.N1	19-OCT-2008 17:09:59	Dark	43.000	34	Gam2Vel	1.7930	23000.	86	34707	No
192	GOM_NL__2PRFIN20081019_171538_000000482073_00084_34707_5450.N1	19-OCT-2008 17:15:38	Dark	48.000	2	Alp Car	-0.73600	7000.0	96	34707	No
193	GOM_NL__2PRFIN20081019_172252_000000382073_00084_34707_5451.N1	19-OCT-2008 17:22:52	Dark	38.000	143	Alp Hyi	2.8570	7200.0	76	34707	No
194	GOM_NL__2PRFIN20081019_172418_000000452073_00084_34707_5452.N1	19-OCT-2008 17:24:18	Dark	44.500	9	Alp Eri	0.45300	24000.	89	34707	No
195	GOM_NL__2PRFIN20081019_172705_000000442073_00084_34707_5453.N1	19-OCT-2008 17:27:05	Straylight	43.500	157	The1Eri	2.9060	9300.0	87	34707	No
196	GOM_NL__2PRFIN20081019_173548_000000422073_00084_34707_5454.N1	19-OCT-2008 17:35:48	Straylight	41.500	52	16Bet Cet	2.0370	4500.0	83	34707	No
197	GOM_NL__2PRFIN20081019_174521_000000352073_00084_34707_5455.N1	19-OCT-2008 17:45:21	Bright	35.000	140	88Gam Peg	2.8340	26000.	70	34707	No
198	GOM_NL__2PRFIN20081019_174916_000000372073_00084_34707_5456.N1	19-OCT-2008 17:49:16	Bright	36.500	58	21Alp And	2.0730	11000.	73	34707	No
199	GOM_NL__2PRFIN20081019_175129_000000402073_00084_34707_5457.N1	19-OCT-2008 17:51:29	Bright	40.000	53	43Bet And	2.0480	3300.0	80	34707	No
200	GOM_NL__2PRFIN20081019_175709_000000372073_00084_34707_5458.N1	19-OCT-2008 17:57:09	Bright	36.500	68	18Alp Cas	2.2250	4500.0	73	34707	No
201	GOM_NL__2PRFIN20081019_175828_000000372073_00084_34707_5459.N1	19-OCT-2008 17:58:28	Bright	36.500	76	27Gam Cas	2.3000	30000.	73	34707	No
202	GOM_NL__2PRFIN20081019_180617_000000362073_00084_34707_5460.N1	19-OCT-2008 18:06:17	Bright	36.000	49	1Alp UMi	1.9900	6300.0	72	34707	No
203	GOM_NL__2PRFIN20081019_181432_000000382073_00084_34707_5461.N1	19-OCT-2008 18:14:32	Bright	38.000	36	50Alp UMa	1.8000	6300.0	76	34707	No
204	GOM_NL__2PRFIN20081019_181606_000000352073_00084_34707_5462.N1	19-OCT-2008 18:16:06	Bright	34.500	82	48Bet UMa	2.3650	10600.	69	34707	No
205	GOM_NL__2PRFIN20081019_181933_000000532073_00084_34707_5463.N1	19-OCT-2008 18:19:33	Bright	53.000	174	52Psi UMa	3.0040	4400.0	106	34707	No
206	GOM_NL__2PRFIN20081019_182724_000000412073_00084_34707_5464.N1	19-OCT-2008 18:27:24	Bright	41.000	51	41Gam1Leo	2.0100	4500.0	82	34707	No
207	GOM_NL__2PRFIN20081019_183004_000000422073_00084_34707_5465.N1	19-OCT-2008 18:30:04	Bright	41.500	22	32Alp Leo	1.3600	15200.	83	34707	No
208	GOM_NL__2PRFIN20081019_184717_000000482073_00084_34707_5466.N1	19-OCT-2008 18:47:17	Dark	48.000	65	Lam Vel	2.2040	4400.0	96	34707	No
209	GOM_NL__2PRFIN20081019_184911_000000372073_00084_34707_5467.N1	19-OCT-2008 18:49:11	Dark	37.000	91	Kap Vel	2.4900	26000.	74	34707	No
210	GOM_NL__2PRFIN20081019_185036_000000422073_00085_34708_5464.N1	19-OCT-2008 18:50:36	Dark	42.000	34	Gam2Vel	1.7930	23000.	84	34708	No
211	GOM_NL__2PRFIN20081019_185615_000000562073_00085_34708_5465.N1	19-OCT-2008 18:56:15	Dark	56.000	2	Alp Car	-0.73600	7000.0	112	34708	No
212	GOM_NL__2PRFIN20081019_190329_000000372073_00085_34708_5466.N1	19-OCT-2008 19:03:29	Dark	36.500	143	Alp Hyi	2.8570	7200.0	73	34708	No
213	GOM_NL__2PRFIN20081019_190454_000000372073_00085_34708_5467.N1	19-OCT-2008 19:04:54	Dark	37.000	9	Alp Eri	0.45300	24000.	74	34708	No
214	GOM_NL__2PRFIN20081019_190742_000000442073_00085_34708_5468.N1	19-OCT-2008 19:07:42	Straylight	44.000	157	The1Eri	2.9060	9300.0	88	34708	No
215	GOM_NL__2PRFIN20081019_191624_000000412073_00085_34708_5469.N1	19-OCT-2008 19:16:24	Straylight	41.000	52	16Bet Cet	2.0370	4500.0	82	34708	No
216	GOM_NL__2PRFIN20081019_192557_000000362073_00085_34708_5470.N1	19-OCT-2008 19:25:57	Bright	36.000	140	88Gam Peg	2.8340	26000.	72	34708	No
217	GOM_NL__2PRFIN20081019_192952_000000362073_00085_34708_5471.N1	19-OCT-2008 19:29:52	Bright	36.000	58	21Alp And	2.0730	11000.	72	34708	No
218	GOM_NL__2PRFIN20081019_193205_000000402073_00085_34708_5472.N1	19-OCT-2008 19:32:05	Bright	39.500	53	43Bet And	2.0480	3300.0	79	34708	No
219	GOM_NL__2PRFIN20081019_193745_000000372073_00085_34708_5473.N1	19-OCT-2008 19:37:45	Bright	37.000	68	18Alp Cas	2.2250	4500.0	74	34708	No

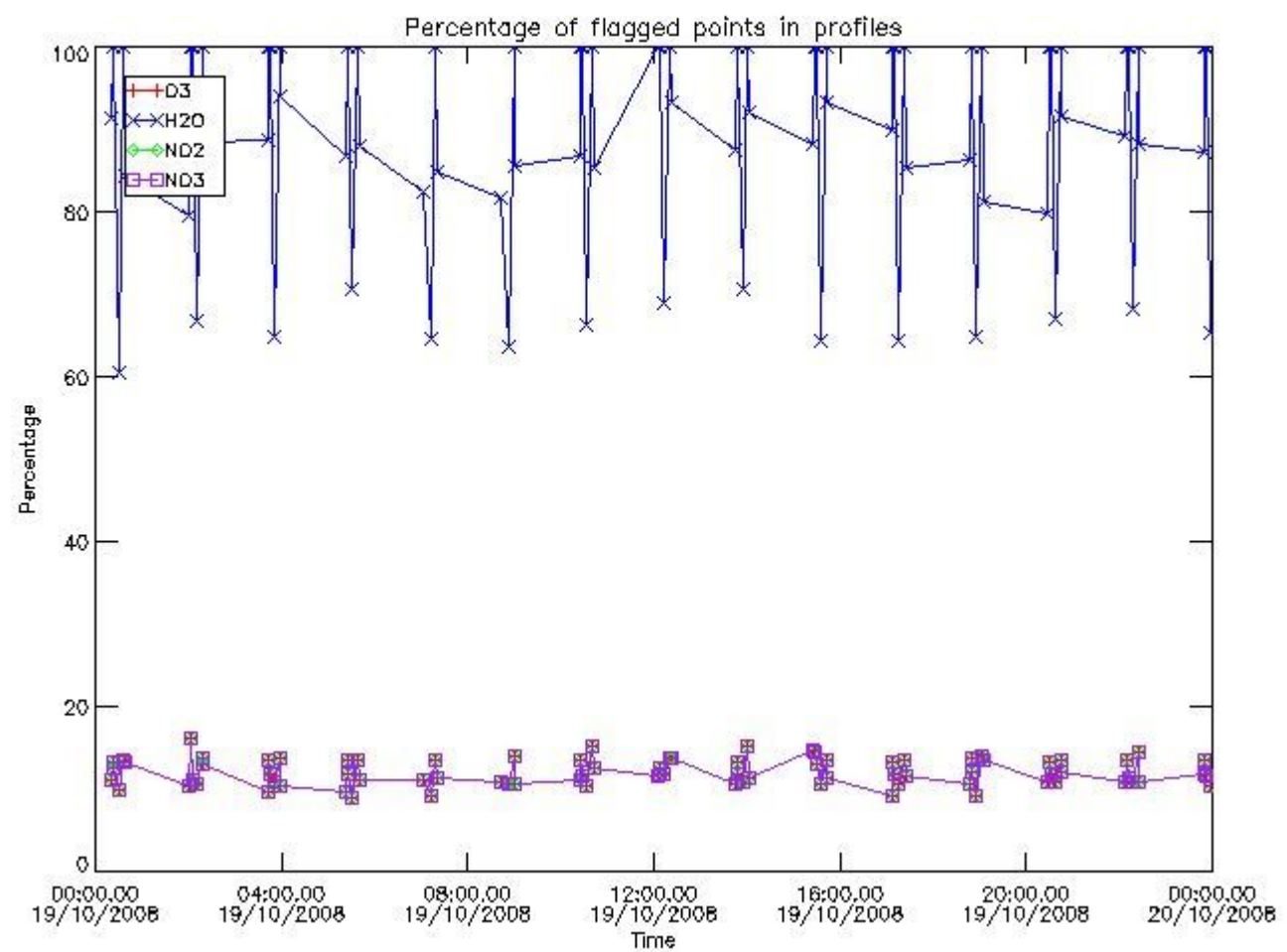


220	GOM_NL__2PRFIN20081019_193904_000000372073_00085_34708_5474.N1	19-OCT-2008 19:39:04	Bright	36.500	76	27Gam Cas	2.3000	30000.	73	34708	No
221	GOM_NL__2PRFIN20081019_194653_000000362073_00085_34708_5475.N1	19-OCT-2008 19:46:53	Bright	36.000	49	1Alp UMi	1.9900	6300.0	72	34708	No
222	GOM_NL__2PRFIN20081019_195508_000000402073_00085_34708_5476.N1	19-OCT-2008 19:55:08	Bright	39.500	36	50Alp UMa	1.8000	6300.0	79	34708	No
223	GOM_NL__2PRFIN20081019_195642_000000372073_00085_34708_5477.N1	19-OCT-2008 19:56:42	Bright	36.500	82	48Bet UMa	2.3650	10600.	73	34708	No
224	GOM_NL__2PRFIN20081019_200009_000000532073_00085_34708_5478.N1	19-OCT-2008 20:00:09	Bright	53.000	174	52Psi UMa	3.0040	4400.0	106	34708	No
225	GOM_NL__2PRFIN20081019_200800_000000412073_00085_34708_5479.N1	19-OCT-2008 20:08:00	Bright	40.500	51	41Gam1Leo	2.0100	4500.0	81	34708	No
226	GOM_NL__2PRFIN20081019_201041_000000422073_00085_34708_5480.N1	19-OCT-2008 20:10:41	Bright	42.000	22	32Alp Leo	1.3600	15200.	84	34708	No
227	GOM_NL__2PRFIN20081019_202753_000000482073_00085_34708_5481.N1	19-OCT-2008 20:27:53	Dark	47.500	65	Lam Vel	2.2040	4400.0	95	34708	No
228	GOM_NL__2PRFIN20081019_202948_000000392073_00085_34708_5482.N1	19-OCT-2008 20:29:48	Dark	38.500	91	Kap Vel	2.4900	26000.	77	34708	No
229	GOM_NL__2PRFIN20081019_203112_000000442073_00086_34709_5487.N1	19-OCT-2008 20:31:12	Dark	43.500	34	Gam2Vel	1.7930	23000.	87	34709	No
230	GOM_NL__2PRFIN20081019_203652_000000482073_00086_34709_5488.N1	19-OCT-2008 20:36:52	Dark	47.500	2	Alp Car	-0.73600	7000.0	95	34709	No
231	GOM_NL__2PRFIN20081019_204405_000000382073_00086_34709_5489.N1	19-OCT-2008 20:44:05	Dark	37.500	143	Alp Hyi	2.8570	7200.0	75	34709	No
232	GOM_NL__2PRFIN20081019_204530_000000432073_00086_34709_5490.N1	19-OCT-2008 20:45:30	Dark	42.500	9	Alp Eri	0.45300	24000.	85	34709	No
233	GOM_NL__2PRFIN20081019_204818_000000442073_00086_34709_5491.N1	19-OCT-2008 20:48:18	Straylight	44.000	157	The1Eri	2.9060	9300.0	88	34709	No
234	GOM_NL__2PRFIN20081019_205700_000000422073_00086_34709_5492.N1	19-OCT-2008 20:57:00	Straylight	42.000	52	16Bet Cet	2.0370	4500.0	84	34709	No
235	GOM_NL__2PRFIN20081019_210633_000000352073_00086_34709_5493.N1	19-OCT-2008 21:06:33	Bright	35.000	140	88Gam Peg	2.8340	26000.	70	34709	No
236	GOM_NL__2PRFIN20081019_211028_000000362073_00086_34709_5494.N1	19-OCT-2008 21:10:28	Bright	36.000	58	21Alp And	2.0730	11000.	72	34709	No
237	GOM_NL__2PRFIN20081019_211241_000000412073_00086_34709_5495.N1	19-OCT-2008 21:12:41	Bright	40.500	53	43Bet And	2.0480	3300.0	81	34709	No
238	GOM_NL__2PRFIN20081019_211820_000000372073_00086_34709_5496.N1	19-OCT-2008 21:18:20	Bright	36.500	68	18Alp Cas	2.2250	4500.0	73	34709	No
239	GOM_NL__2PRFIN20081019_211939_000000372073_00086_34709_5497.N1	19-OCT-2008 21:19:39	Bright	36.500	76	27Gam Cas	2.3000	30000.	73	34709	No
240	GOM_NL__2PRFIN20081019_212729_000000382073_00086_34709_5498.N1	19-OCT-2008 21:27:29	Bright	37.500	49	1Alp UMi	1.9900	6300.0	75	34709	No
241	GOM_NL__2PRFIN20081019_213544_000000382073_00086_34709_5499.N1	19-OCT-2008 21:35:44	Bright	37.500	36	50Alp UMa	1.8000	6300.0	75	34709	No
242	GOM_NL__2PRFIN20081019_213718_000000382073_00086_34709_5500.N1	19-OCT-2008 21:37:18	Bright	37.500	82	48Bet UMa	2.3650	10600.	75	34709	No
243	GOM_NL__2PRFIN20081019_214045_000000532073_00086_34709_5501.N1	19-OCT-2008 21:40:45	Bright	53.000	174	52Psi UMa	3.0040	4400.0	106	34709	No
244	GOM_NL__2PRFIN20081019_214836_000000512073_00086_34709_5502.N1	19-OCT-2008 21:48:36	Bright	50.500	51	41Gam1Leo	2.0100	4500.0	101	34709	No
245	GOM_NL__2PRFIN20081019_215117_000000432073_00086_34709_5503.N1	19-OCT-2008 21:51:17	Bright	42.500	22	32Alp Leo	1.3600	15200.	85	34709	No
246	GOM_NL__2PRFIN20081019_220830_000000522073_00086_34709_5504.N1	19-OCT-2008 22:08:30	Dark	51.500	65	Lam Vel	2.2040	4400.0	103	34709	No
247	GOM_NL__2PRFIN20081019_221024_000000382073_00086_34709_5505.N1	19-OCT-2008 22:10:24	Dark	38.000	91	Kap Vel	2.4900	26000.	76	34709	No
248	GOM_NL__2PRFIN20081019_221149_000000452073_00087_34710_5503.N1	19-OCT-2008 22:11:49	Dark	45.000	34	Gam2Vel	1.7930	23000.	90	34710	No
249	GOM_NL__2PRFIN20081019_221728_000000482073_00087_34710_5504.N1	19-OCT-2008 22:17:28	Dark	47.500	2	Alp Car	-0.73600	7000.0	95	34710	No
250	GOM_NL__2PRFIN20081019_222441_000000362073_00087_34710_5505.N1	19-OCT-2008 22:24:41	Dark	35.500	143	Alp Hyi	2.8570	7200.0	71	34710	No
251	GOM_NL__2PRFIN20081019_222606_000000472073_00087_34710_5506.N1	19-OCT-2008 22:26:06	Dark	47.000	9	Alp Eri	0.45300	24000.	94	34710	No
252	GOM_NL__2PRFIN20081019_222854_000000432073_00087_34710_5507.N1	19-OCT-2008 22:28:54	Straylight	43.000	157	The1Eri	2.9060	9300.0	86	34710	No
253	GOM_NL__2PRFIN20081019_223736_000000432073_00087_34710_5508.N1	19-OCT-2008 22:37:36	Straylight	43.000	52	16Bet Cet	2.0370	4500.0	86	34710	No
254	GOM_NL__2PRFIN20081019_224708_000000362073_00087_34710_5509.N1	19-OCT-2008 22:47:08	Bright	36.000	140	88Gam Peg	2.8340	26000.	72	34710	No
255	GOM_NL__2PRFIN20081019_225103_000000362073_00087_34710_5510.N1	19-OCT-2008 22:51:03	Bright	36.000	58	21Alp And	2.0730	11000.	72	34710	No
256	GOM_NL__2PRFIN20081019_225316_000000412073_00087_34710_5511.N1	19-OCT-2008 22:53:16	Bright	40.500	53	43Bet And	2.0480	3300.0	81	34710	No
257	GOM_NL__2PRFIN20081019_225856_000000372073_00087_34710_5512.N1	19-OCT-2008 22:58:56	Bright	36.500	68	18Alp Cas	2.2250	4500.0	73	34710	No
258	GOM_NL__2PRFIN20081019_230015_000000382073_00087_34710_5513.N1	19-OCT-2008 23:00:15	Bright	37.500	76	27Gam Cas	2.3000	30000.	75	34710	No
259	GOM_NL__2PRFIN20081019_230805_000000362073_00087_34710_5514.N1	19-OCT-2008 23:08:05	Bright	35.500	49	1Alp UMi	1.9900	6300.0	71	34710	No
260	GOM_NL__2PRFIN20081019_231619_000000382073_00087_34710_5515.N1	19-OCT-2008 23:16:19	Bright	38.000	36	50Alp UMa	1.8000	6300.0	76	34710	No
261	GOM_NL__2PRFIN20081019_231754_000000532073_00087_34710_5516.N1	19-OCT-2008 23:17:54	Bright	53.000	82	48Bet UMa	2.3650	10600.	106	34710	No
262	GOM_NL__2PRFIN20081019_232121_000000532073_00087_34710_5517.N1	19-OCT-2008 23:21:21	Bright	53.000	174	52Psi UMa	3.0040	4400.0	106	34710	No
263	GOM_NL__2PRFIN20081019_232912_000000412073_00087_34710_5518.N1	19-OCT-2008 23:29:12	Bright	40.500	51	41Gam1Leo	2.0100	4500.0	81	34710	No
264	GOM_NL__2PRFIN20081019_233153_000000602073_00087_34710_5519.N1	19-OCT-2008 23:31:53	Bright	59.500	22	32Alp Leo	1.3600	15200.	119	34710	No
265	GOM_NL__2PRFIN20081019_234906_000000482073_00087_34710_5520.N1	19-OCT-2008 23:49:06	Dark	47.500	65	Lam Vel	2.2040	4400.0	95	34710	No
266	GOM_NL__2PRFIN20081019_235100_000000382073_00087_34710_5521.N1	19-OCT-2008 23:51:00	Dark	38.000	91	Kap Vel	2.4900	26000.	76	34710	No
267	GOM_NL__2PRFIN20081019_235226_000000452073_00088_34711_5517.N1	19-OCT-2008 23:52:26	Dark	44.500	34	Gam2Vel	1.7930	23000.	89	34711	No
268	GOM_NL__2PRFIN20081019_235805_000000502073_00088_34711_5518.N1	19-OCT-2008 23:58:05	Dark	49.500	2	Alp Car	-0.73600	7000.0	99	34711	No

### 3. Quality information per product

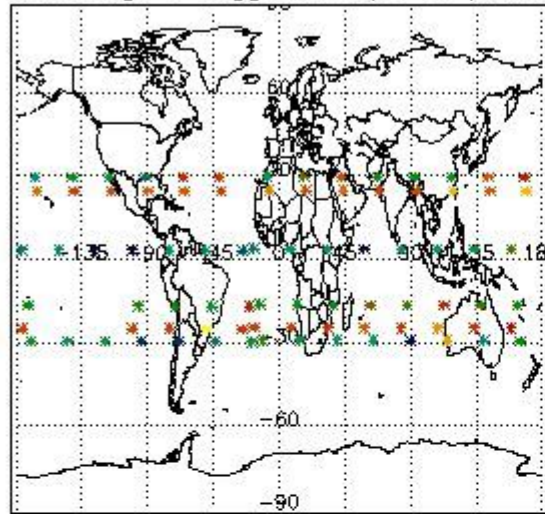
In this section it is plotted some information contained in the Quality Summary data set of the level 2 products. Only products in dark limb conditions and without errors (error flag in the MPH set to "0") are used.

#### 3.1 Plot quality information per product (time dependant)

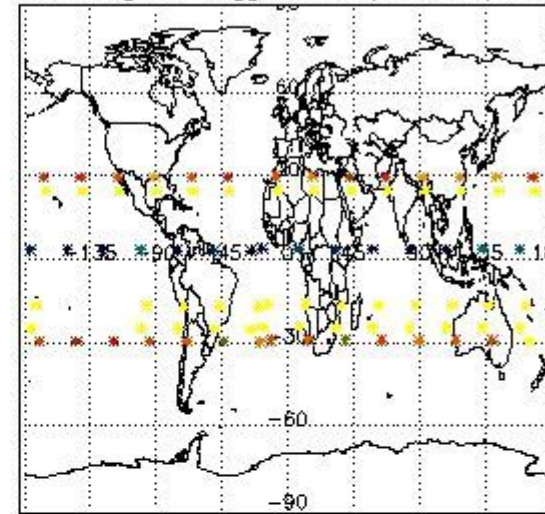


*3.2 Plot quality information per product (world map)*


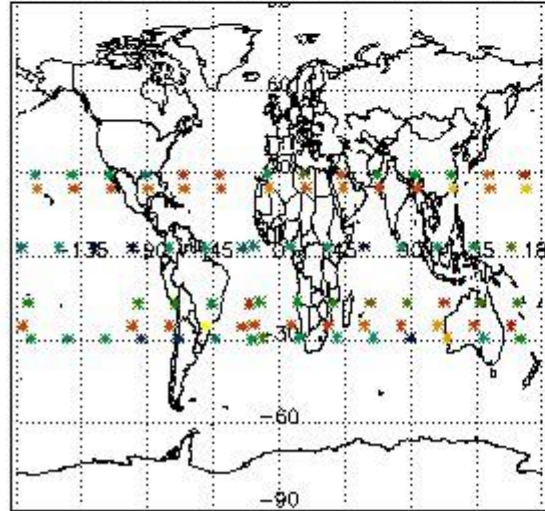
Percentage of flagged data per O3 profile



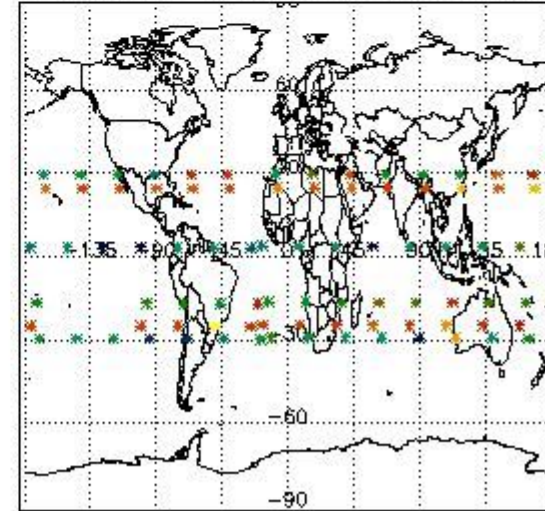
Percentage of flagged data per H2O profile



Percentage of flagged data per NO2 profile



Percentage of flagged data per NO3 profile



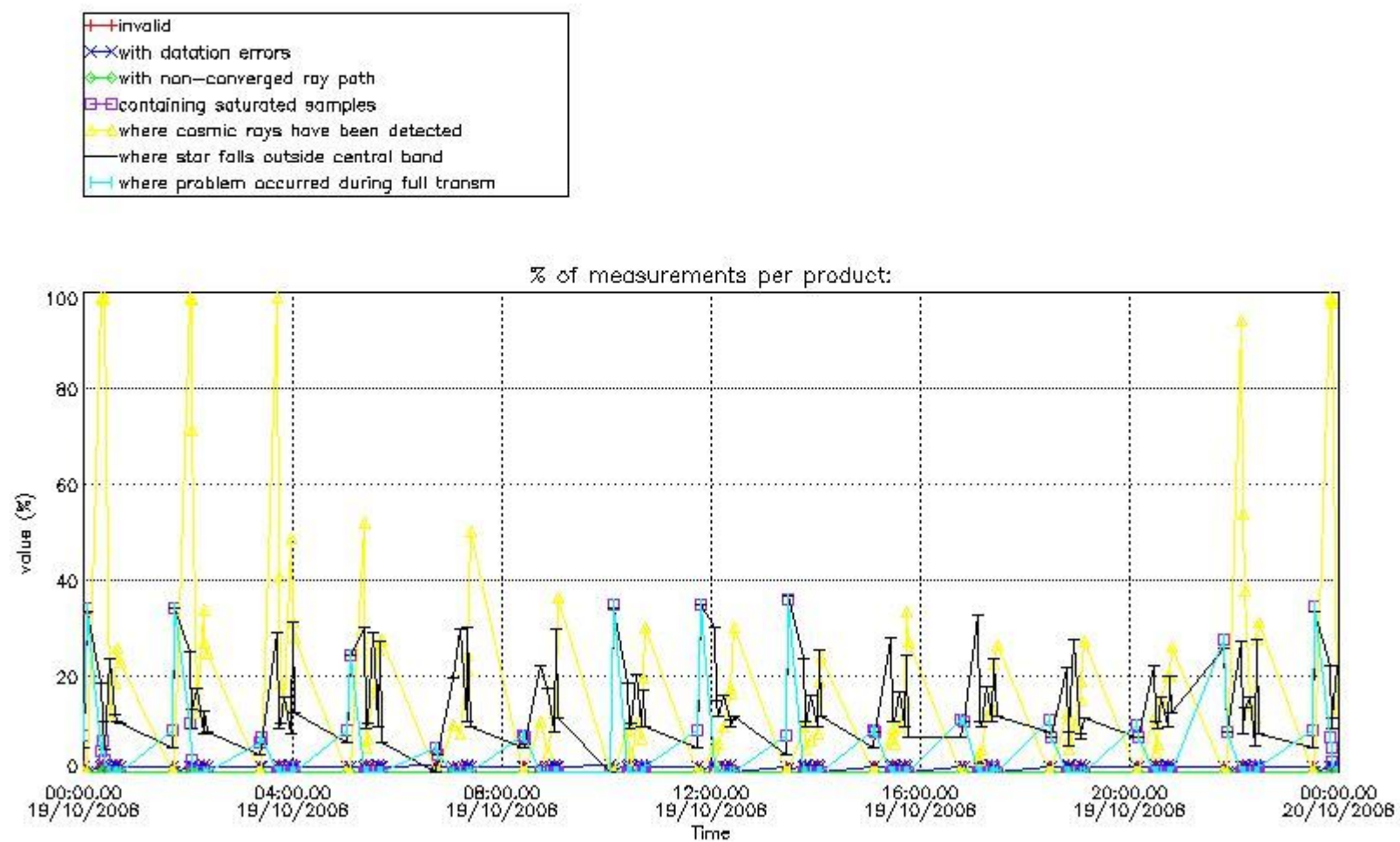
#### 4. Level 1 quality information per product

In this section it is plotted some information contained in the Quality Summary data set of the level 2 products that comes from the level 1b processing. Products without errors (error flag in the MPH set to "0") are used.

##### 4.1 Plot quality information per product (time dependant) coming from level 1b processing

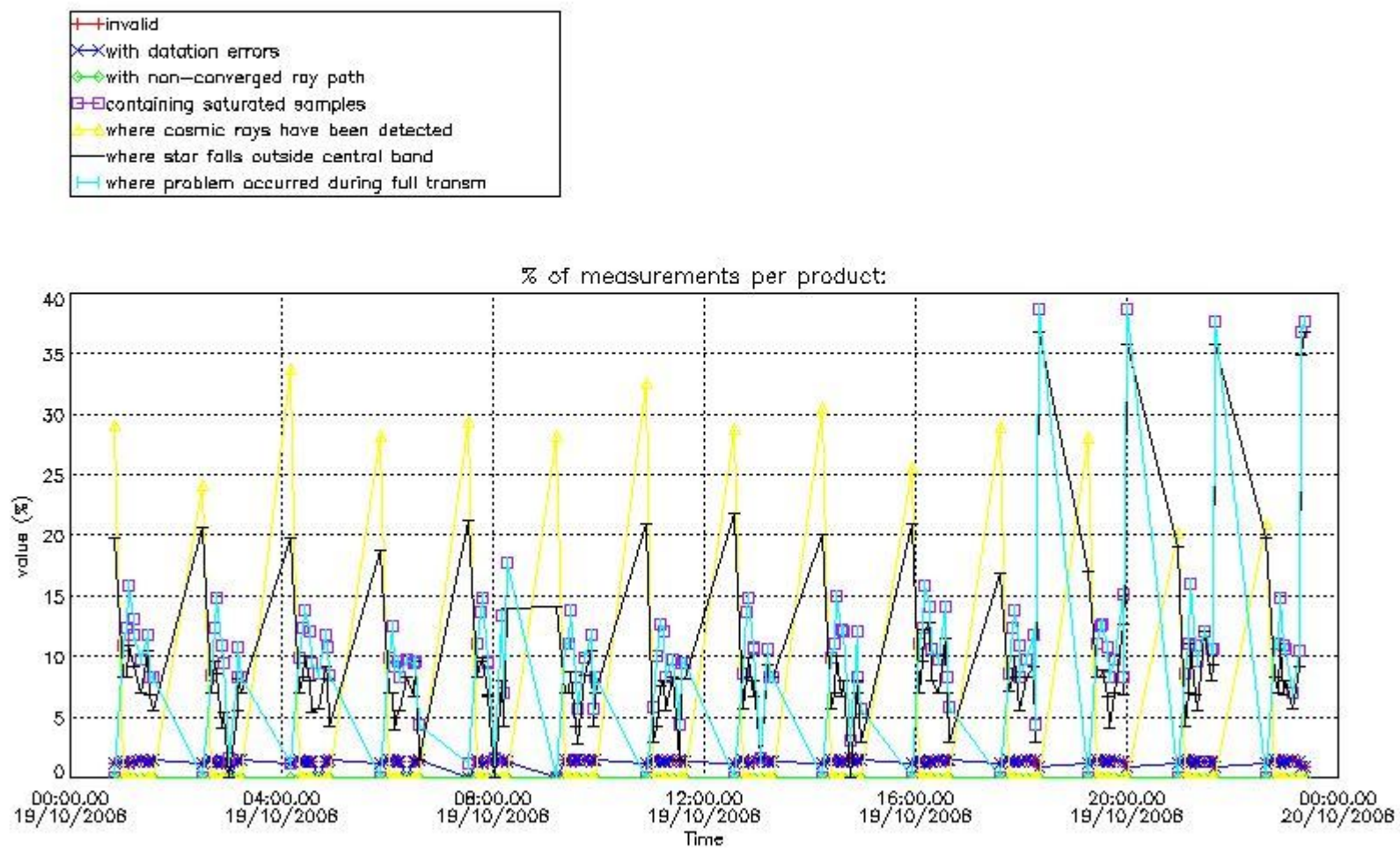
##### 4.1.1 Plot level 1 quality information per product (time dependant): ENVISAT ASCENDING passes





4.1.2 Plot level 1 quality information per product (time dependant): ENVI SAT DESCENDING passes

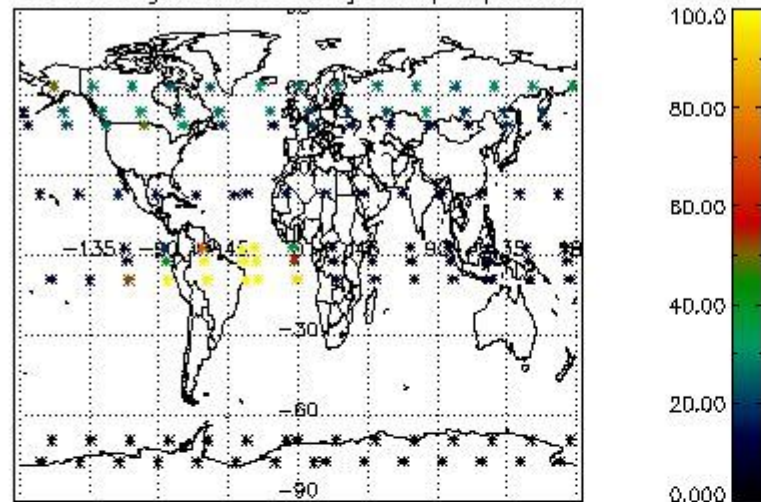




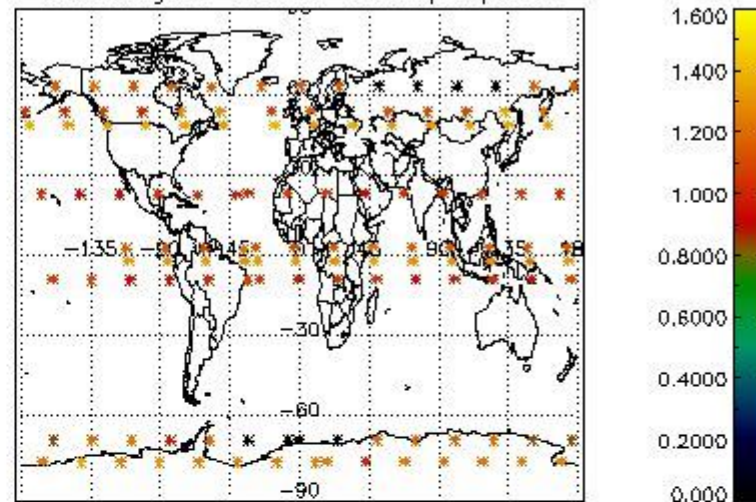
*4.2 Plot quality information per product coming from level 1b processing (world map)*

*4.2.1 Plot level 1 quality information per product (world map): ENVISAT ASCENDING passes*

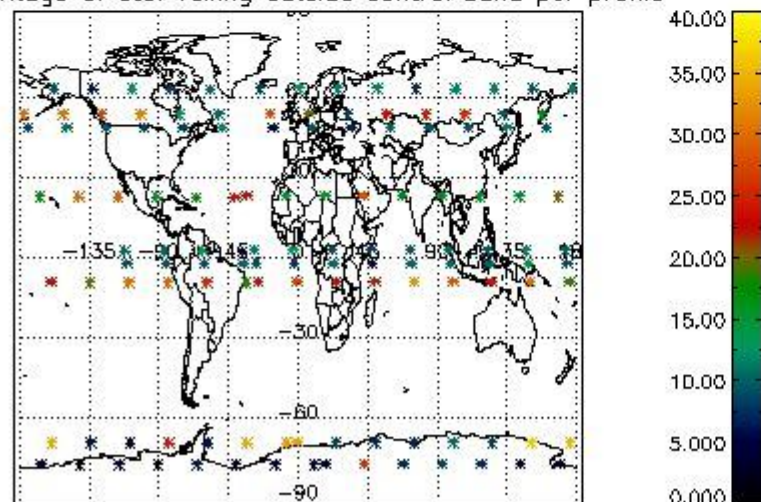
Percentage of cosmic ray hits per profile



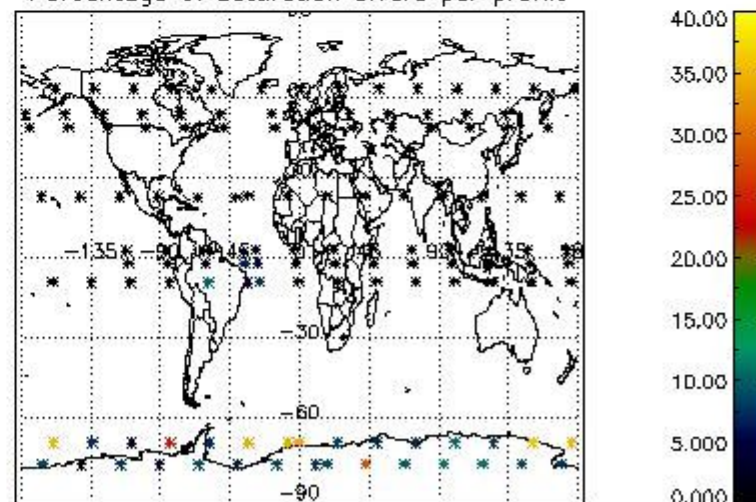
Percentage of datation errors per profile



Percentage of star falling outside central band per profile



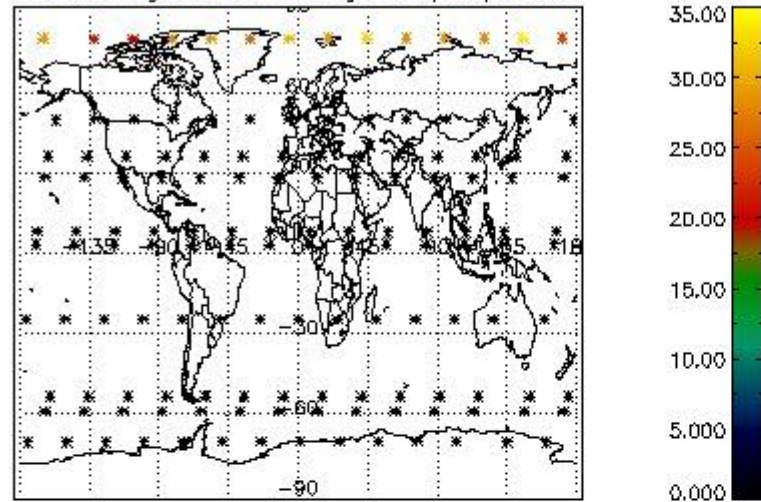
Percentage of saturation errors per profile



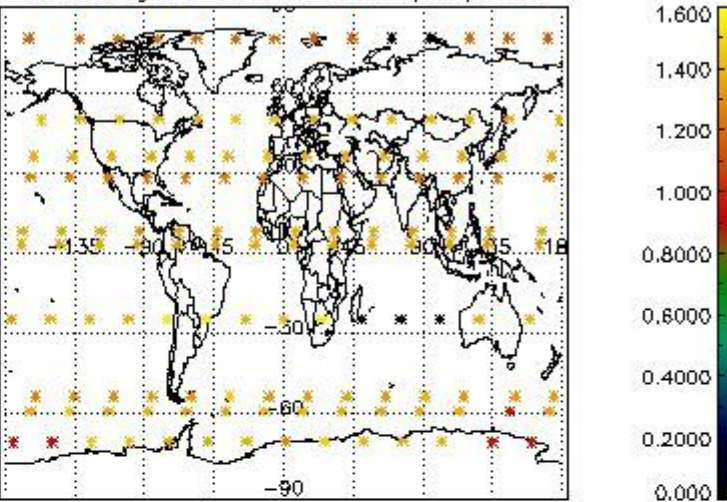
4.2.2 Plot level 1 quality information per product (world map): ENVISAT DESCENDING passes



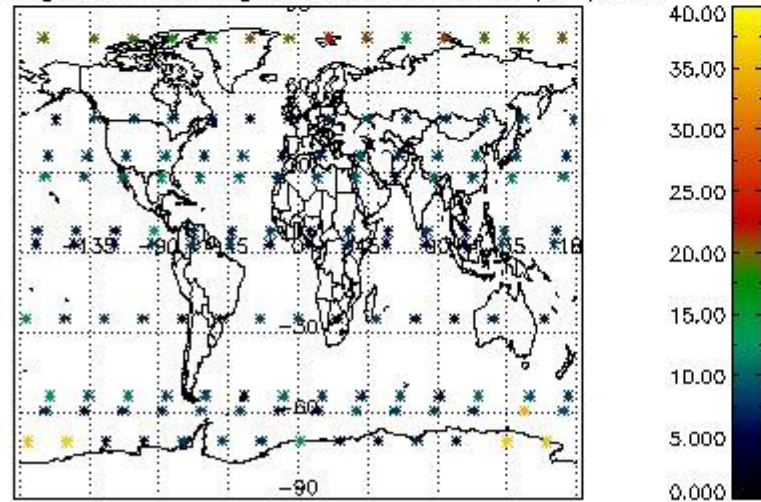
Percentage of cosmic ray hits per profile



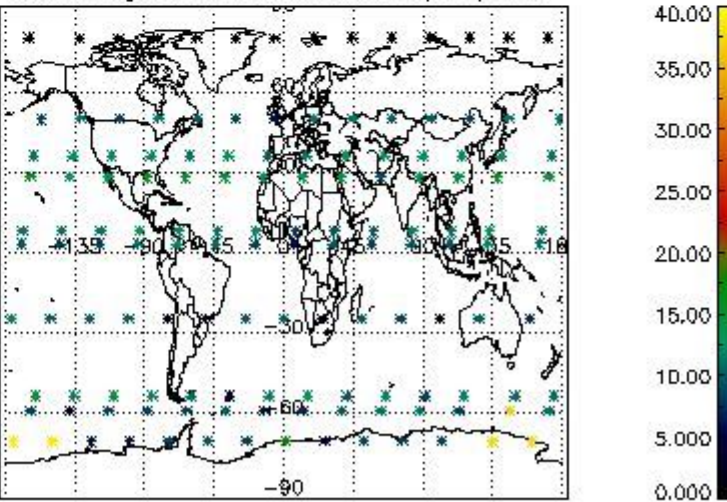
Percentage of datation errors per profile



Percentage of star falling outside central band per profile



Percentage of saturation errors per profile



## 5. Trace gas profiles

### 5.1 Ozone statistics based on quality of products

The final quality of the products can be "measured" using the STD (Standard Deviation) attached to every point profile. This information is written to the parameter GOM\_NL\_\_2P/NL\_LOCAL\_SPECIES\_DENSITY/o3\_std of the level 2 products. The table below shows the statistics for given STD ranges.

The statistics are given with respect to the overall valid production:

- Products without fatal errors: GOM\_NL\_\_2P/MPH/PRODUCT\_ERR=0
- Valid point profile: GOM\_NL\_\_2P/NL\_LOCAL\_SPECIES\_DENSITY/pcd(0)=0

The 'Criteria' is applied to valid points of dark limb products:

- Products in dark limb illumination condition: GOM\_NL\_\_2P/NL\_SUMMARY\_QUALITY/obs\_ill\_cond=0
- Products without fatal errors: GOM\_NL\_\_2P/MPH/PRODUCT\_ERR=0
- Valid point profile: GOM\_NL\_\_2P/NL\_LOCAL\_SPECIES\_DENSITY/pcd(0)=0

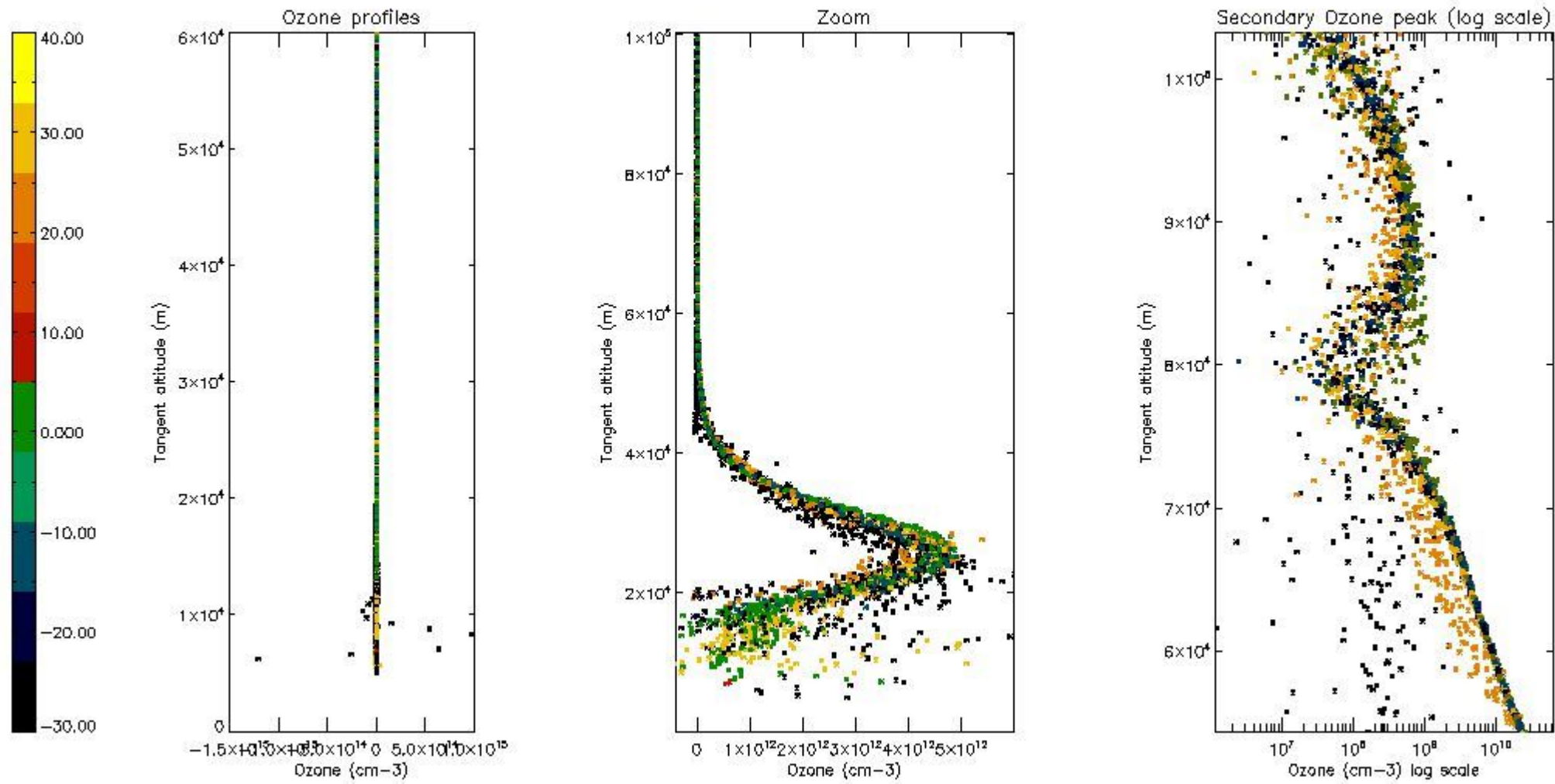
So, the table below shows the percentage of dark limb and valid observations for each criteria with respect to the overall valid daily observations.

Criteria	% of total production
All STD	35
STD < 20	21

STD < 10	16
STD < 5	12

5.2 Plot ozone profiles for all STD (dark without errors)

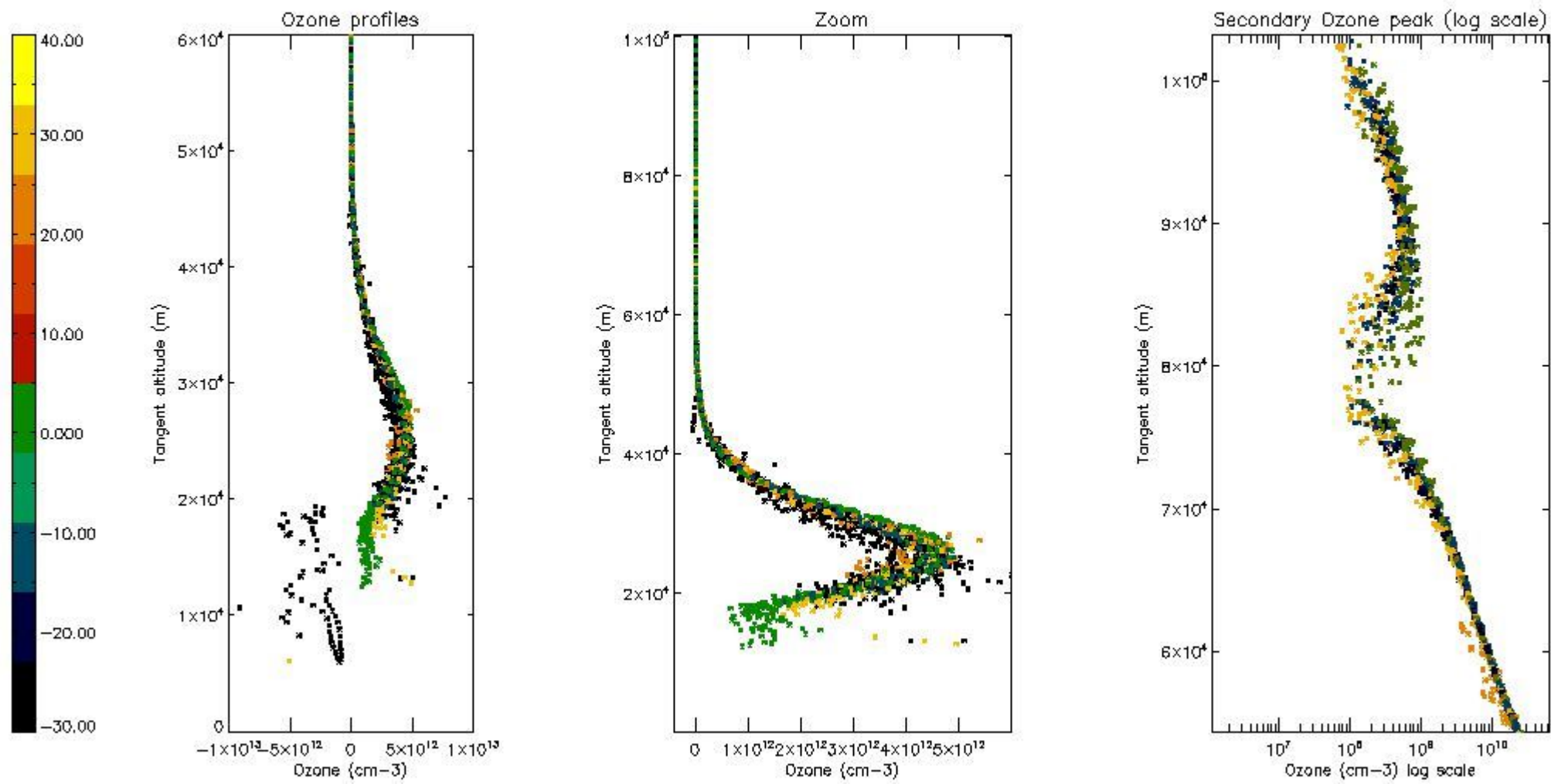
The colorbar represents the latitude.



5.3 Plot ozone profiles where STD < 20% (dark without errors)

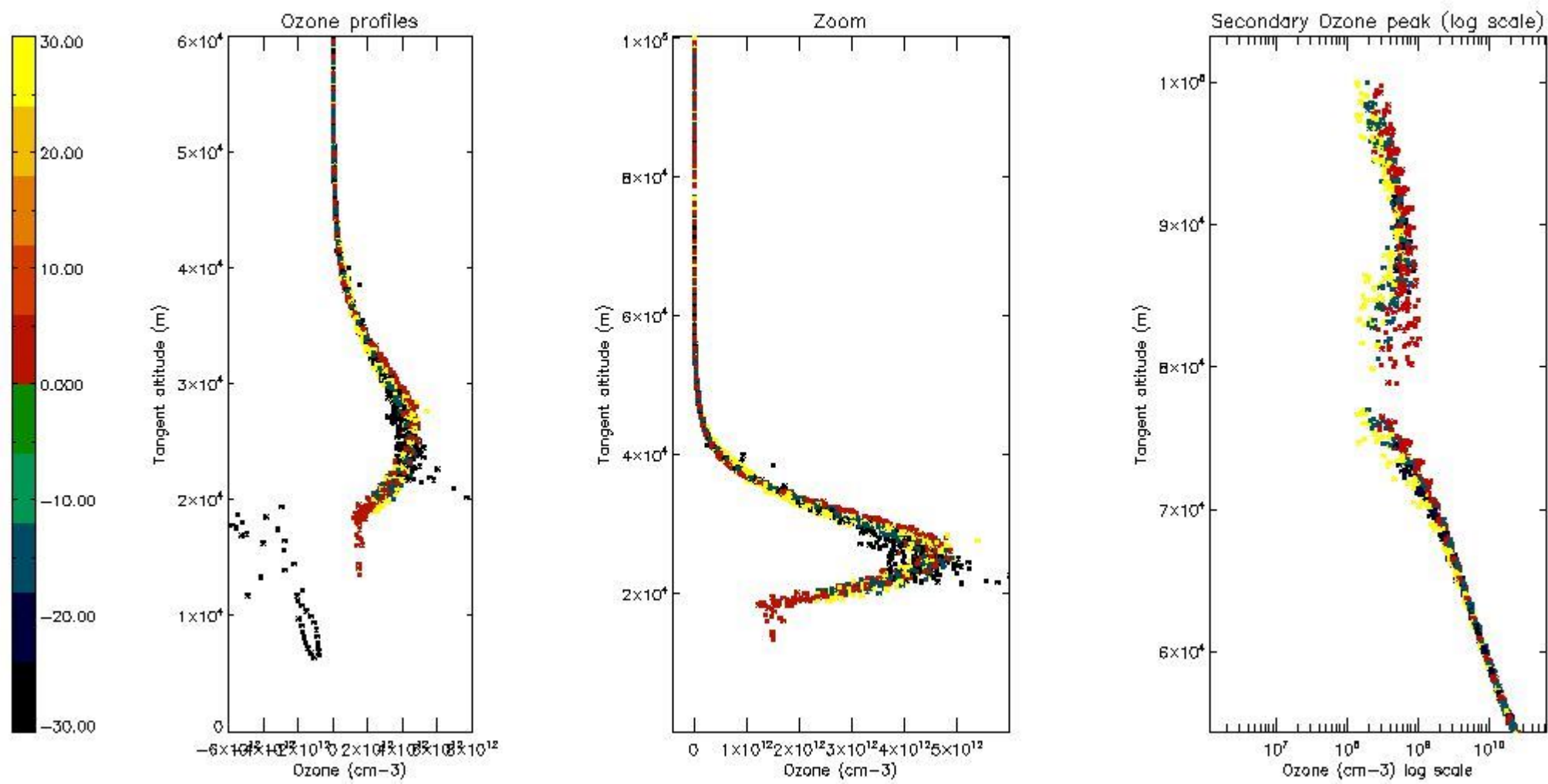
The colorbar represents the latitude.





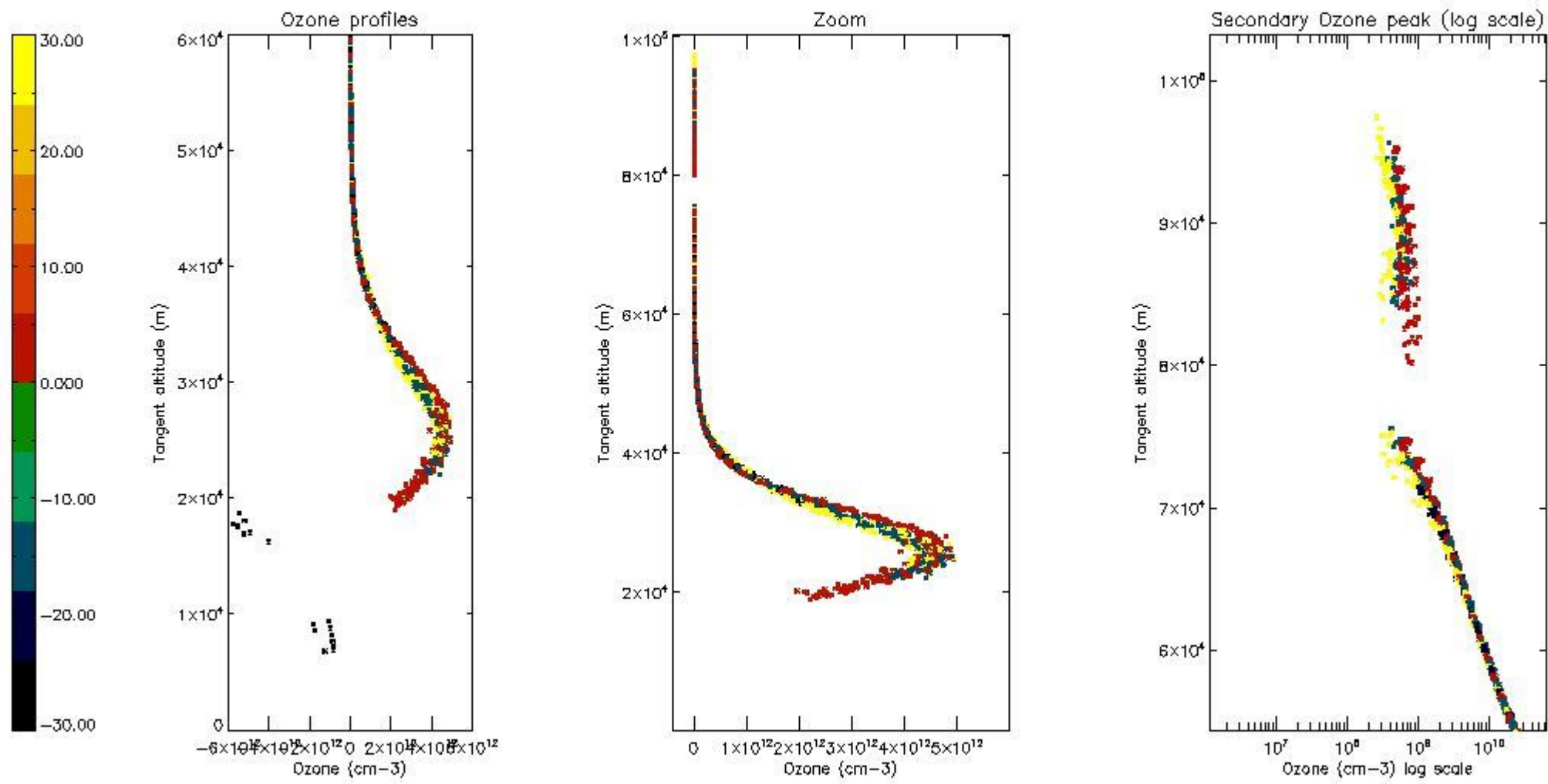
*5.4 Plot ozone profiles where STD < 10% (dark without errors)*

The colorbar represents the latitude.



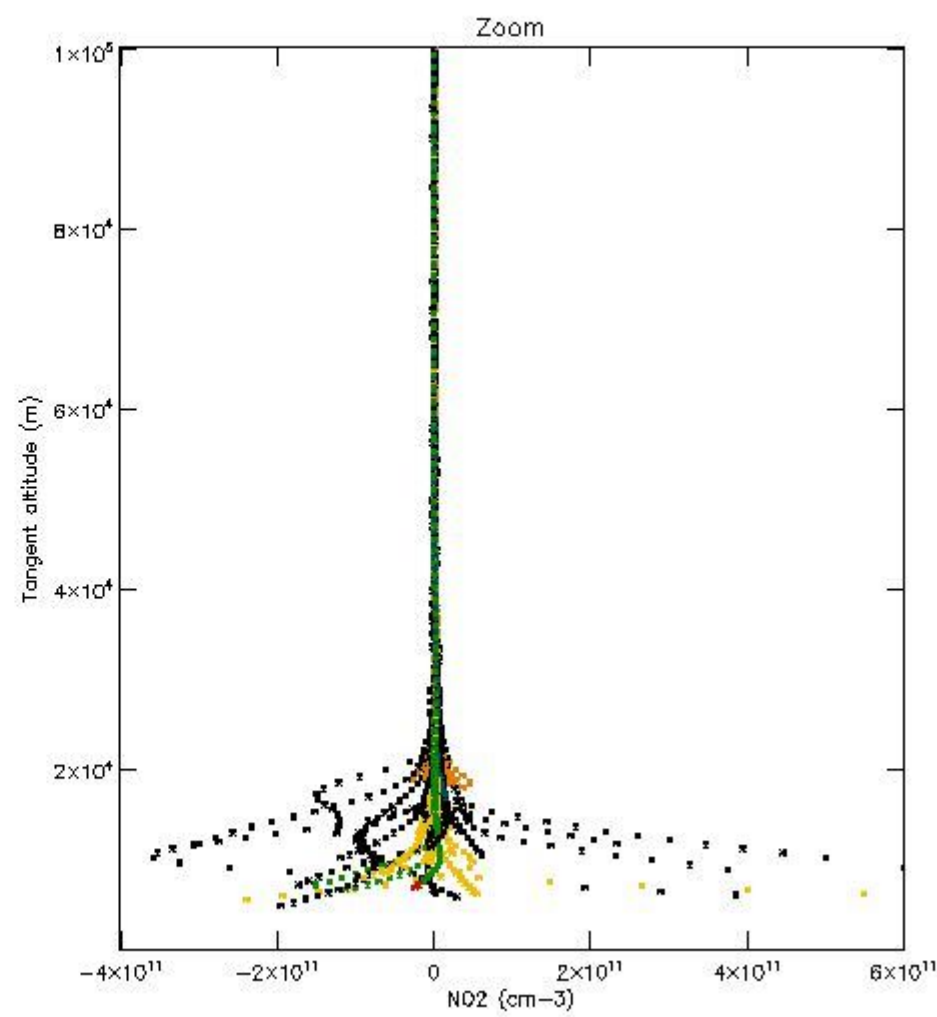
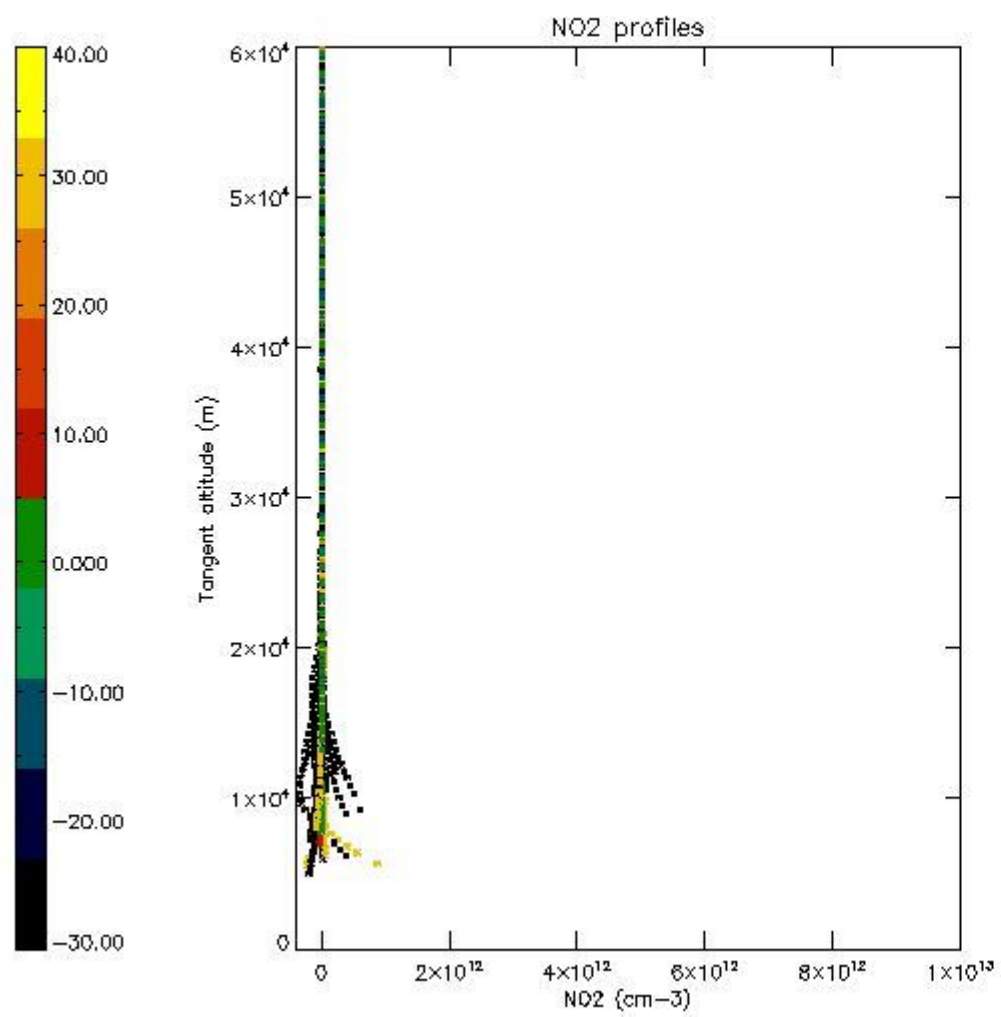
*5.5 Plot ozone profiles where STD < 5% (dark without errors)*

The colorbar represents the latitude.



*5.6 Plot NO<sub>2</sub> profiles for all STD (dark without errors)*

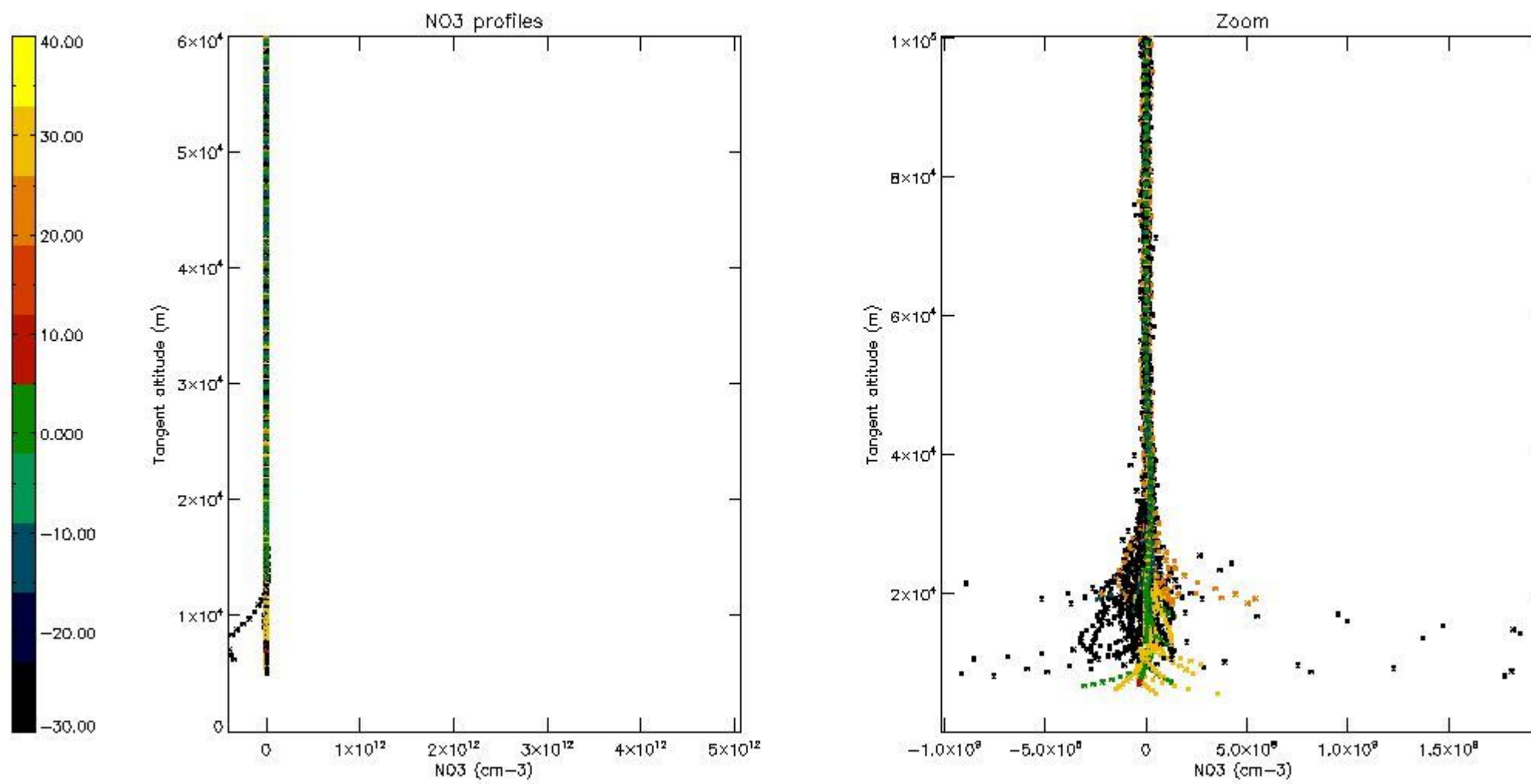
The colorbar represents the latitude.



*5.7 Plot NO3 profiles for all STD (dark without errors)*

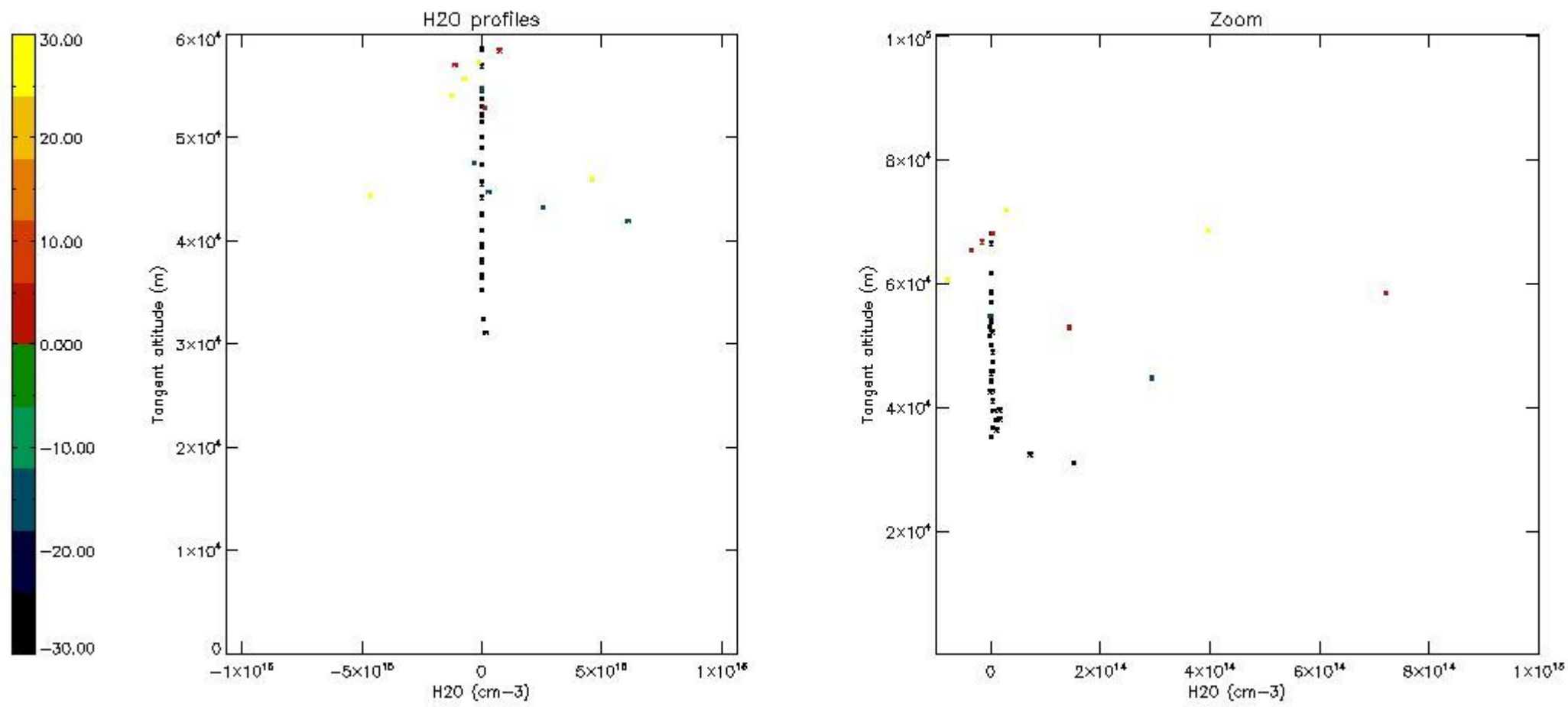
The colorbar represents the latitude.





5.8 Plot H2O profiles for all STD (only for occultations of stars 1,2,3,4,13,14,16,26,63 dark without errors)

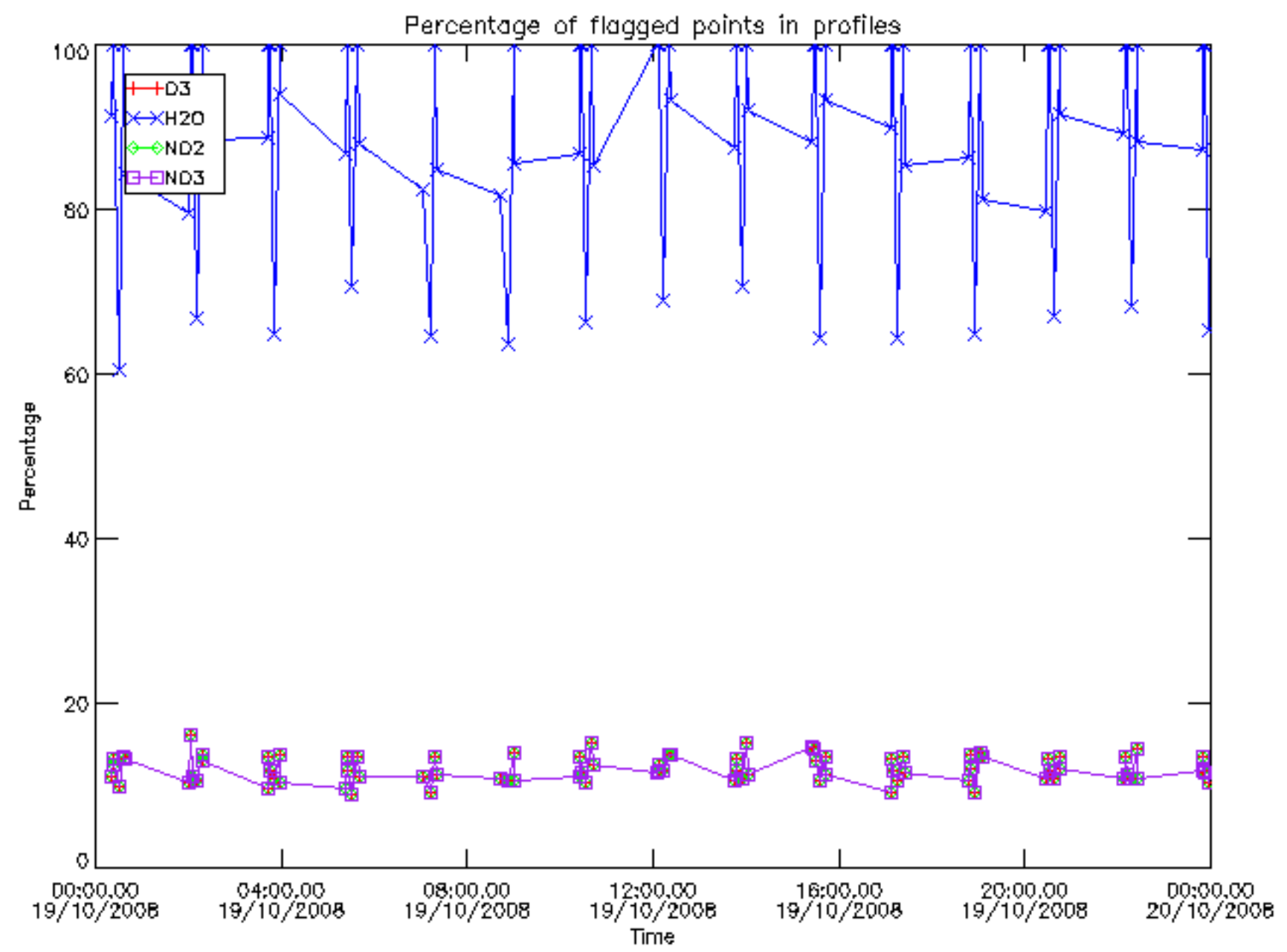
The colorbar represents the latitude.



## 6. Auxiliary Data Files used for the production reported in section 2

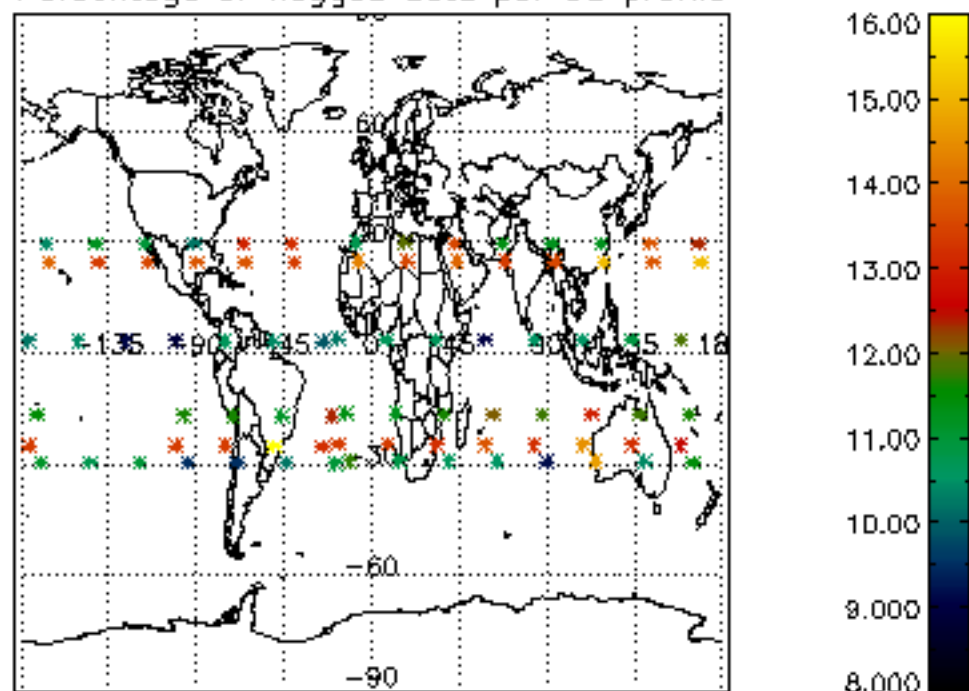
The number reported in the third column indicates since which file (see list in section 2) the corresponding auxiliary file has been used. The fourth column is the date of those product files.

Type	Auxiliary Filename	Used since product	Used since product date
INST_PHYS_CHARACTERISTICS	GOM_INS_AXVIEC20091111_143220_20030716_120000_20500101_000000	1	19-OCT-2008 00:00:46
LEVEL-2_PROC_CONFIG	GOM_PR2_AXVIEC20091111_152718_20020301_000000_20500101_000000	1	19-OCT-2008 00:00:46
CROSS_SECTIONS_FILE	GOM_CRS_AXVIEC20091111_154832_20020301_000000_20500101_000000	1	19-OCT-2008 00:00:46

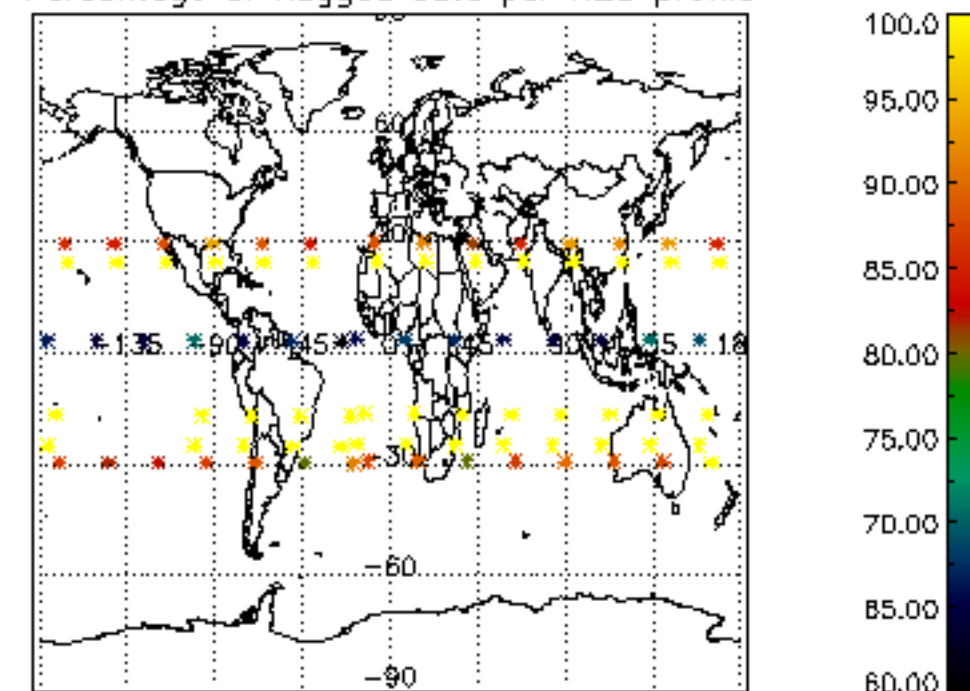




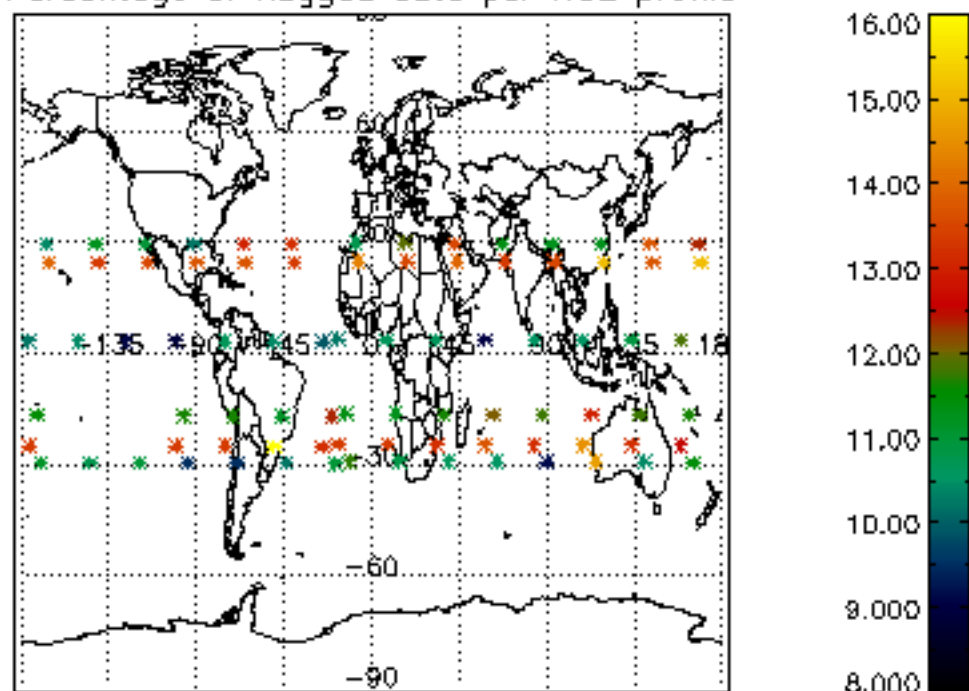
Percentage of flagged data per D3 profile



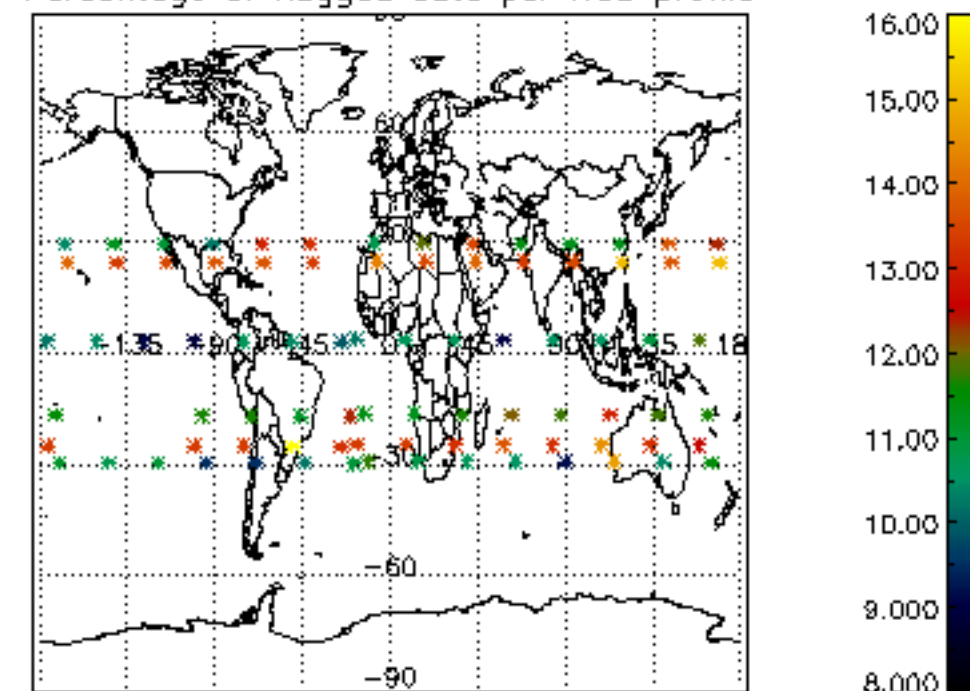
Percentage of flagged data per H2O profile

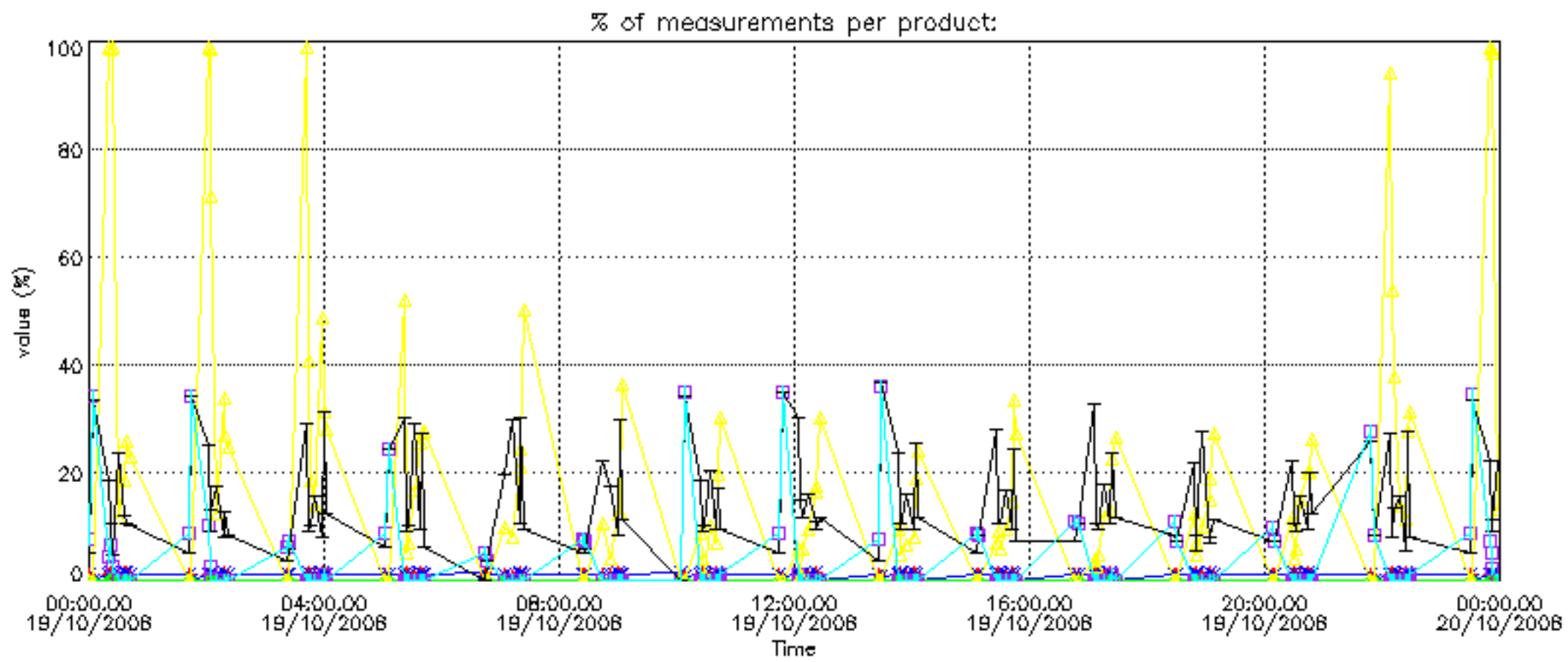


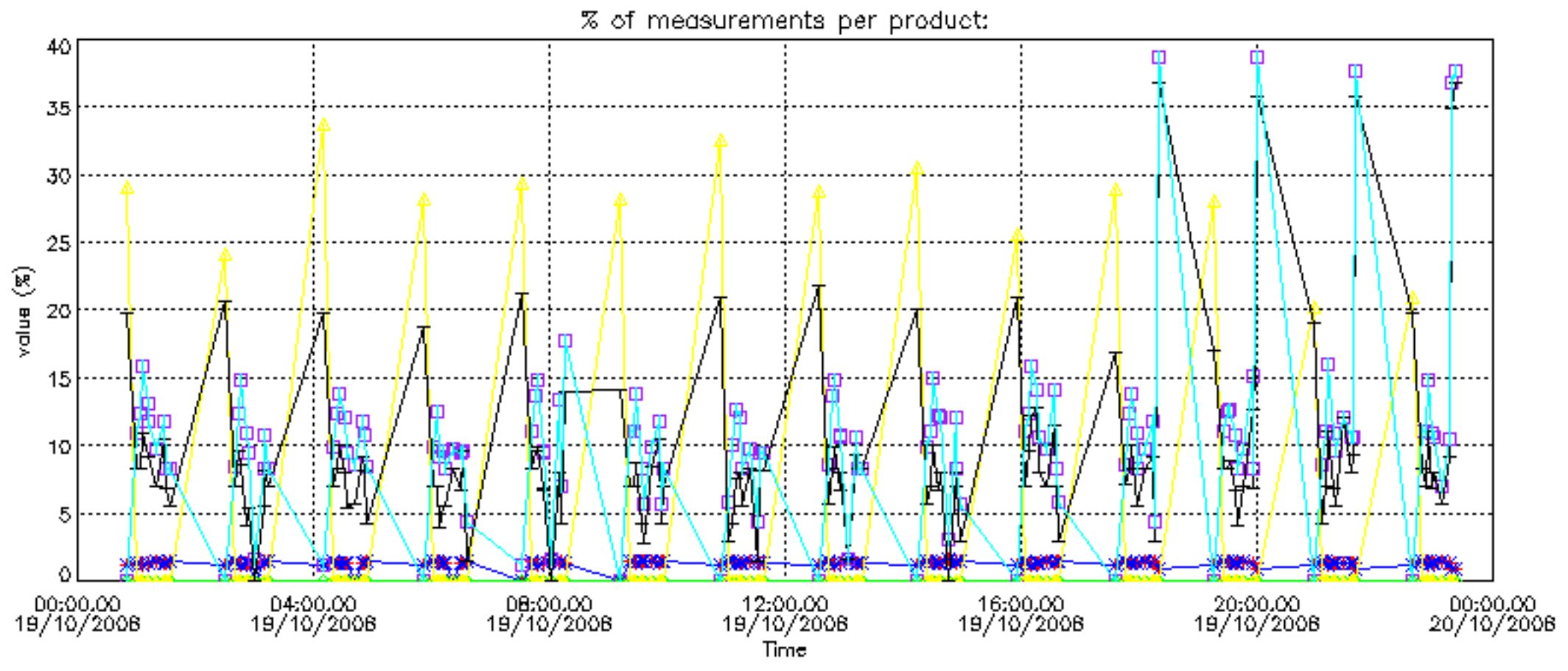
Percentage of flagged data per NO2 profile



Percentage of flagged data per NO3 profile

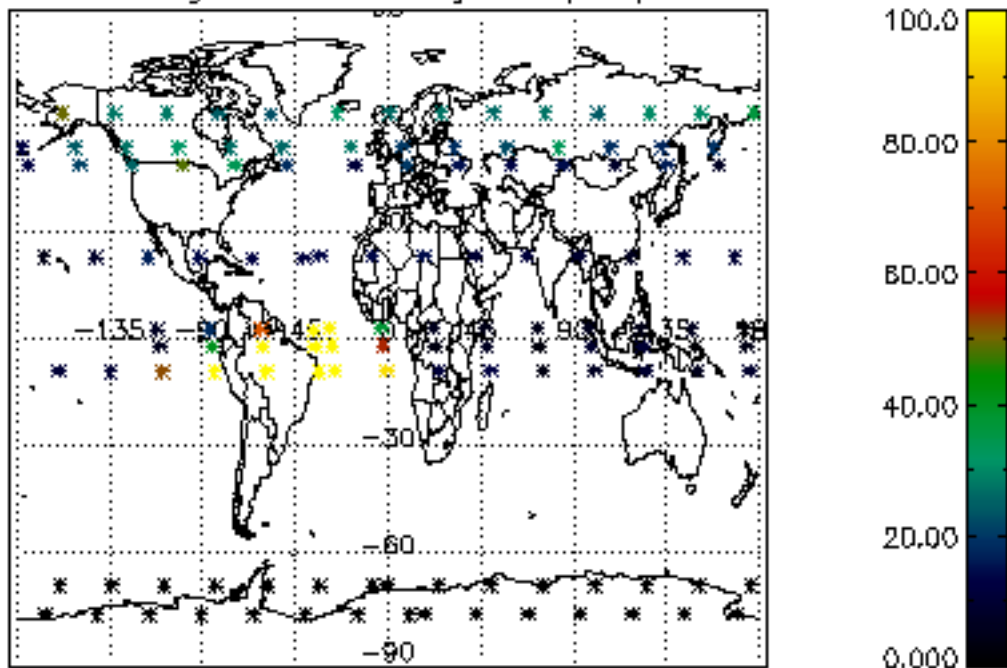




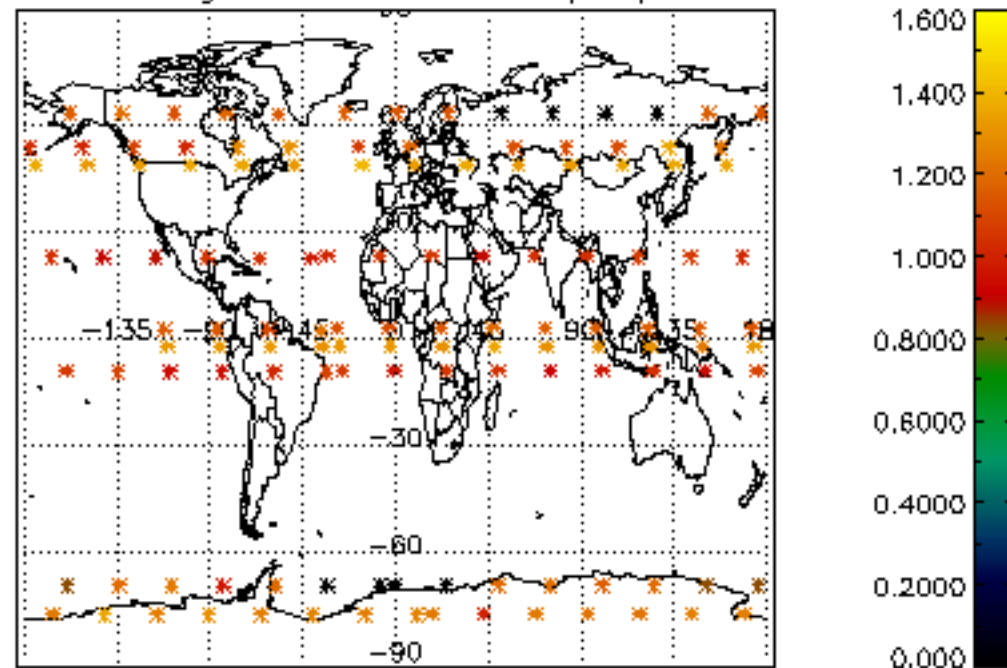




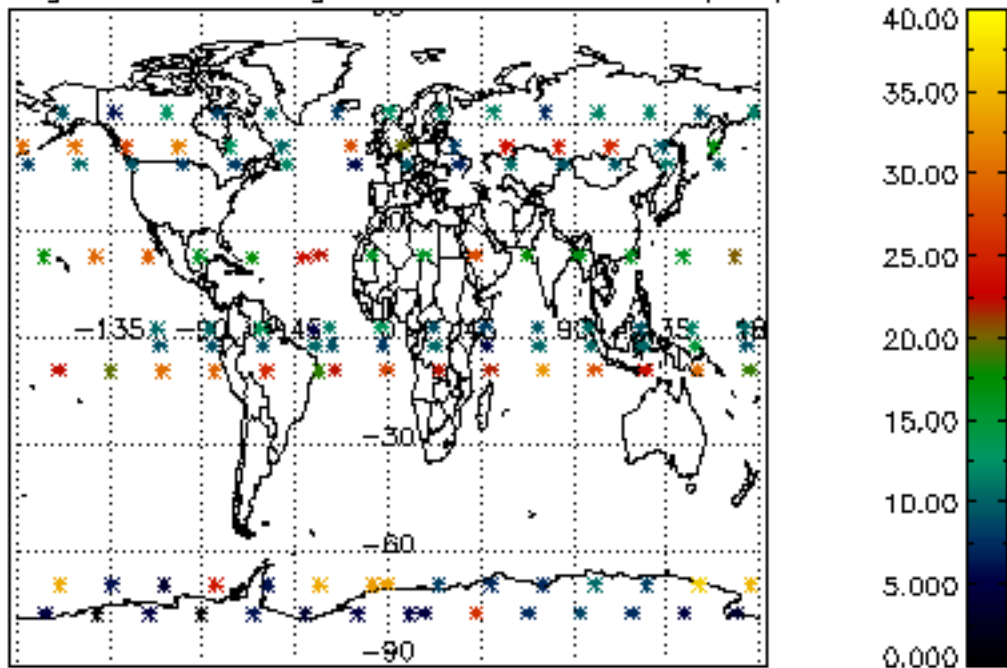
Percentage of cosmic ray hits per profile



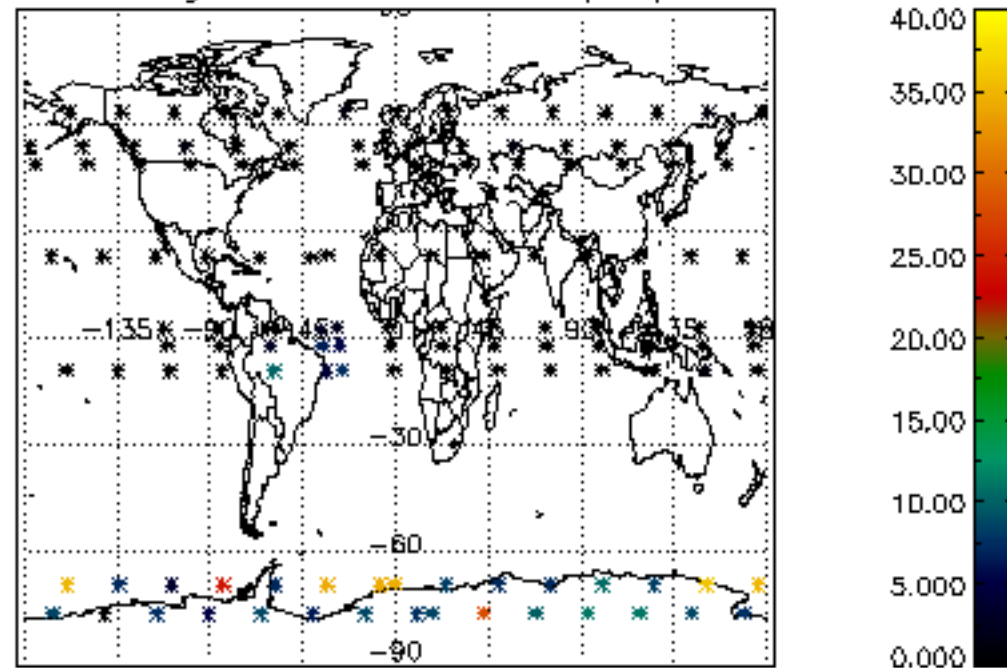
Percentage of datation errors per profile



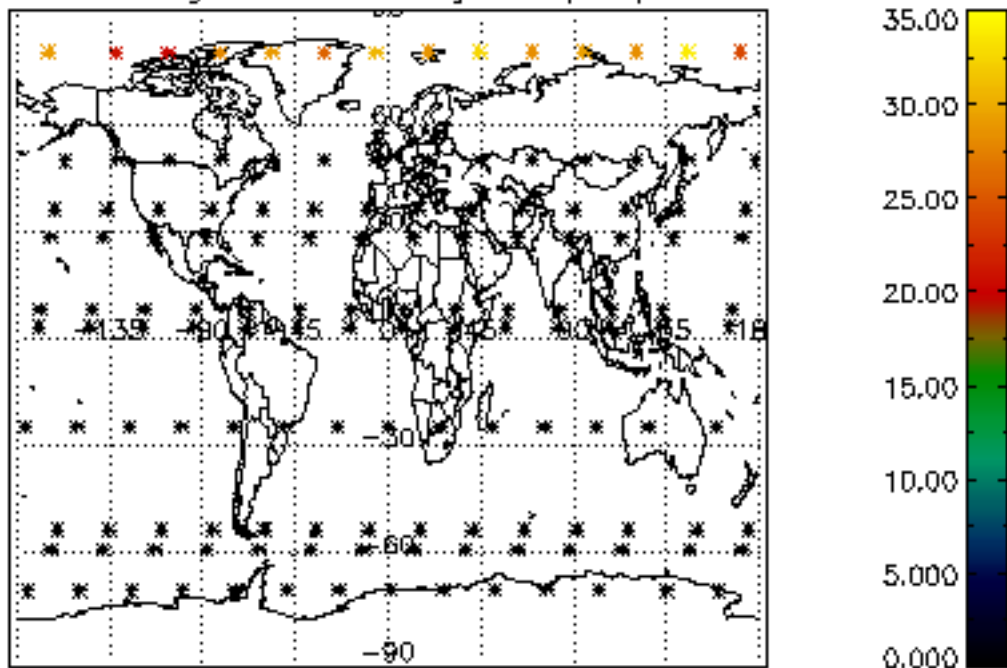
Percentage of star falling outside central band per profile



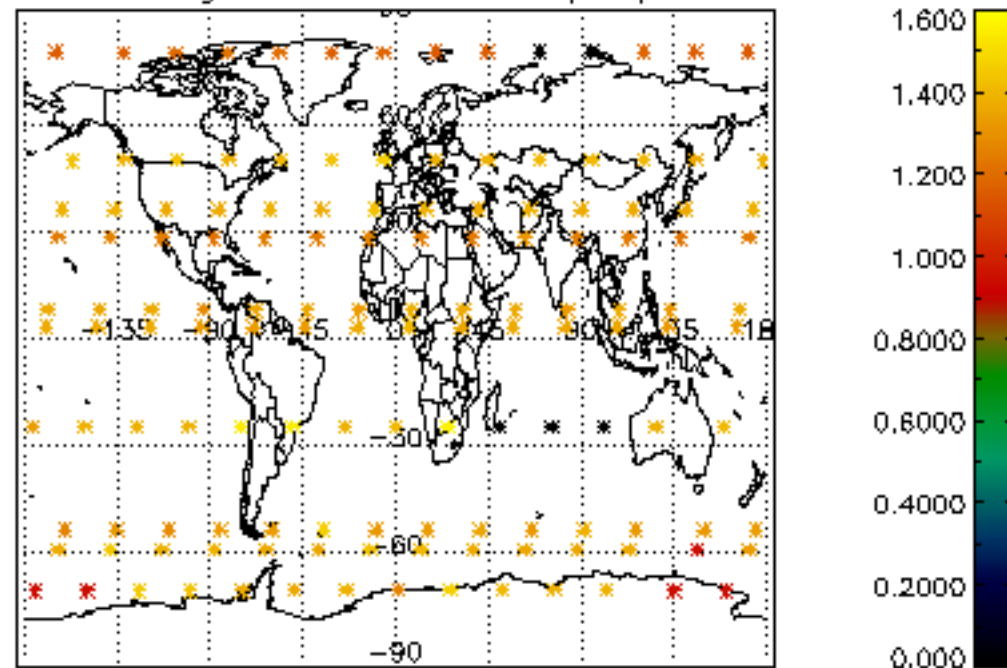
Percentage of saturation errors per profile



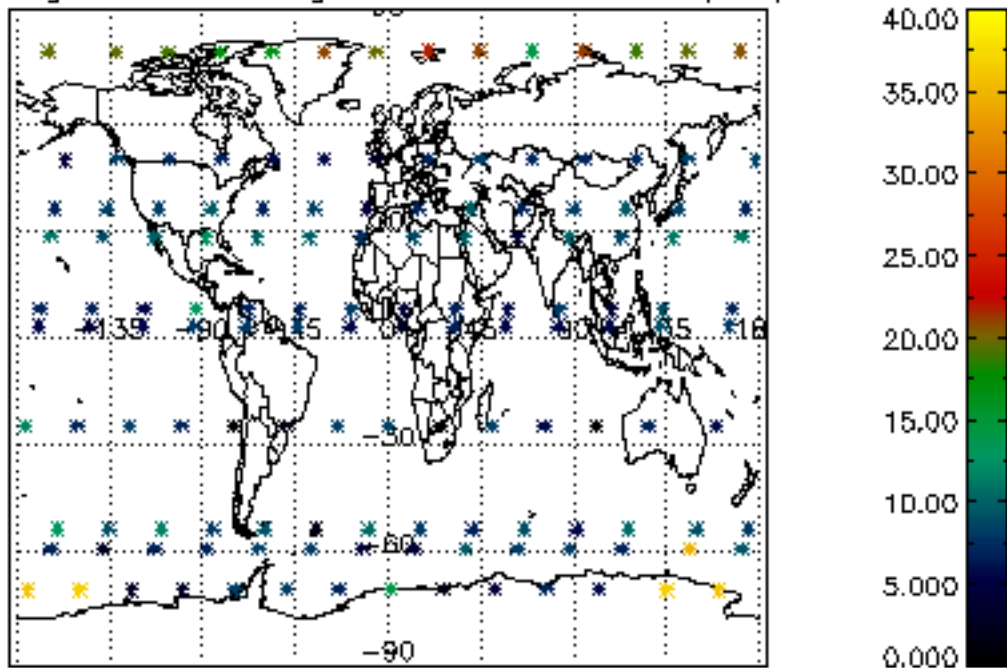
Percentage of cosmic ray hits per profile



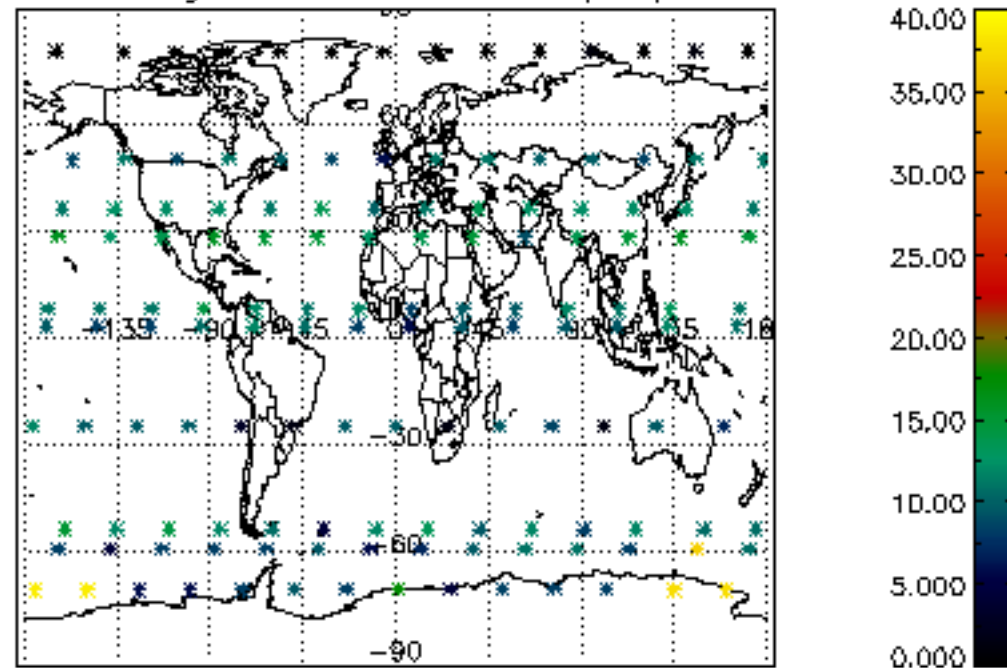
Percentage of datation errors per profile

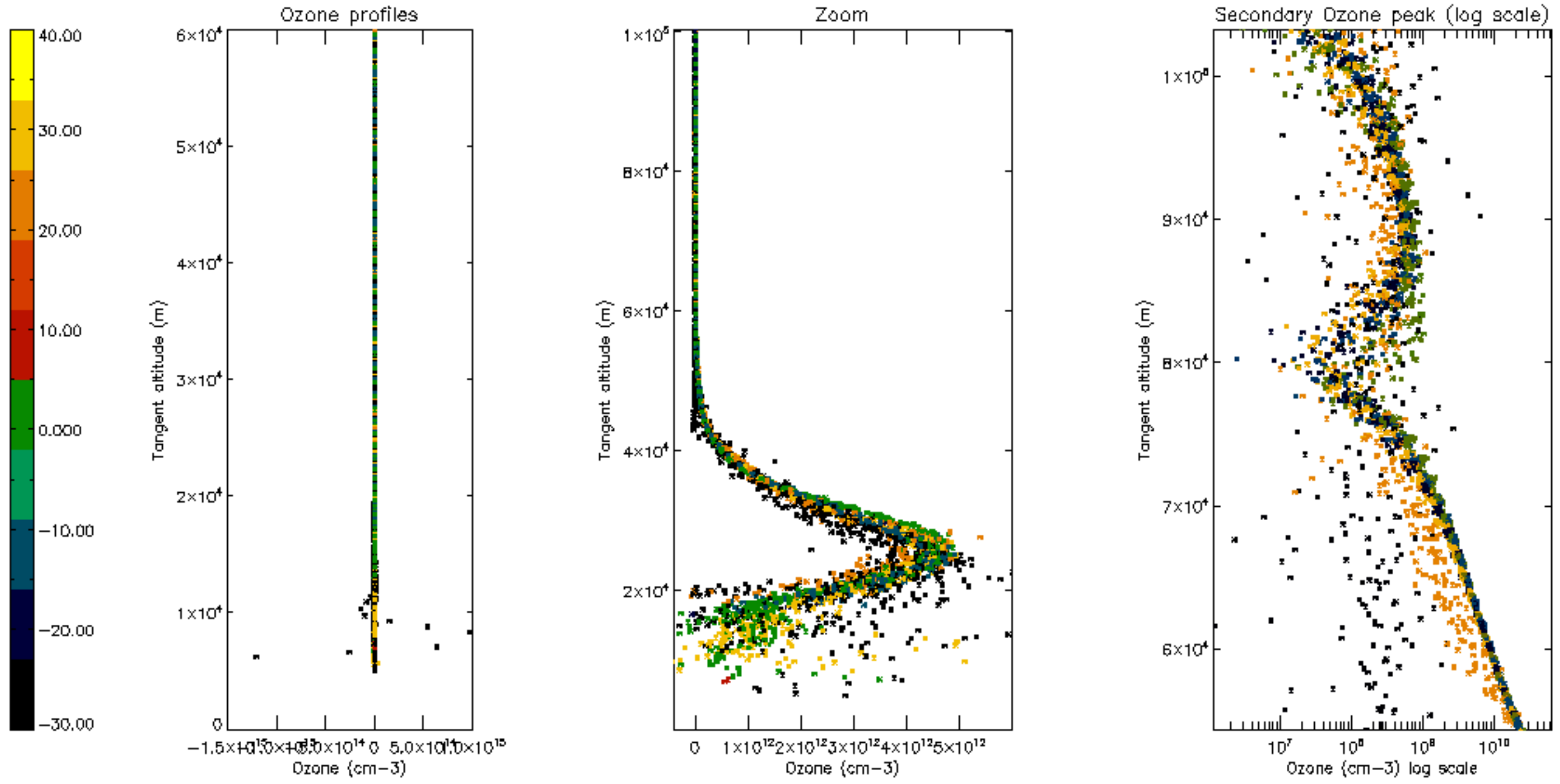


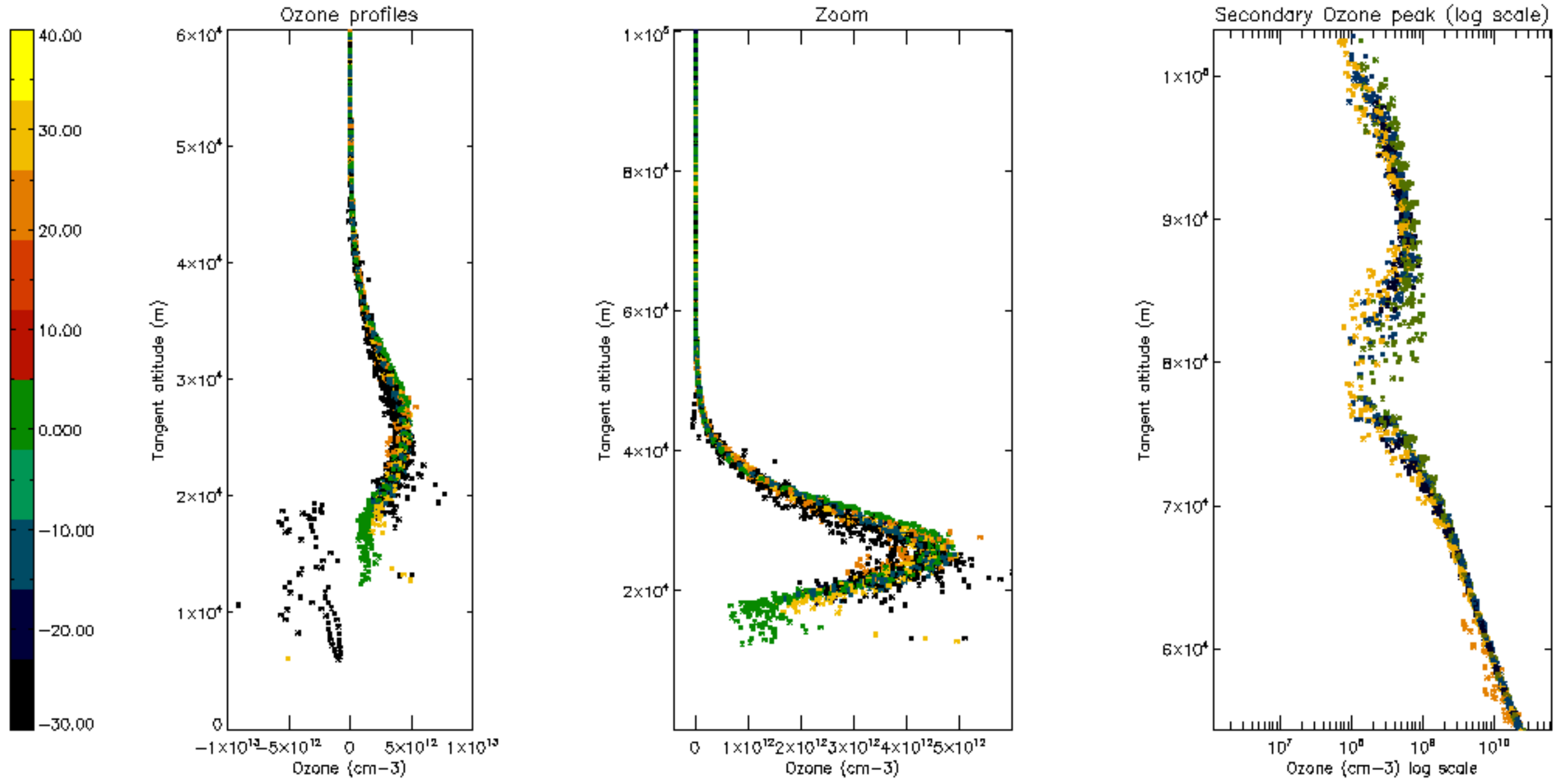
Percentage of star falling outside central band per profile



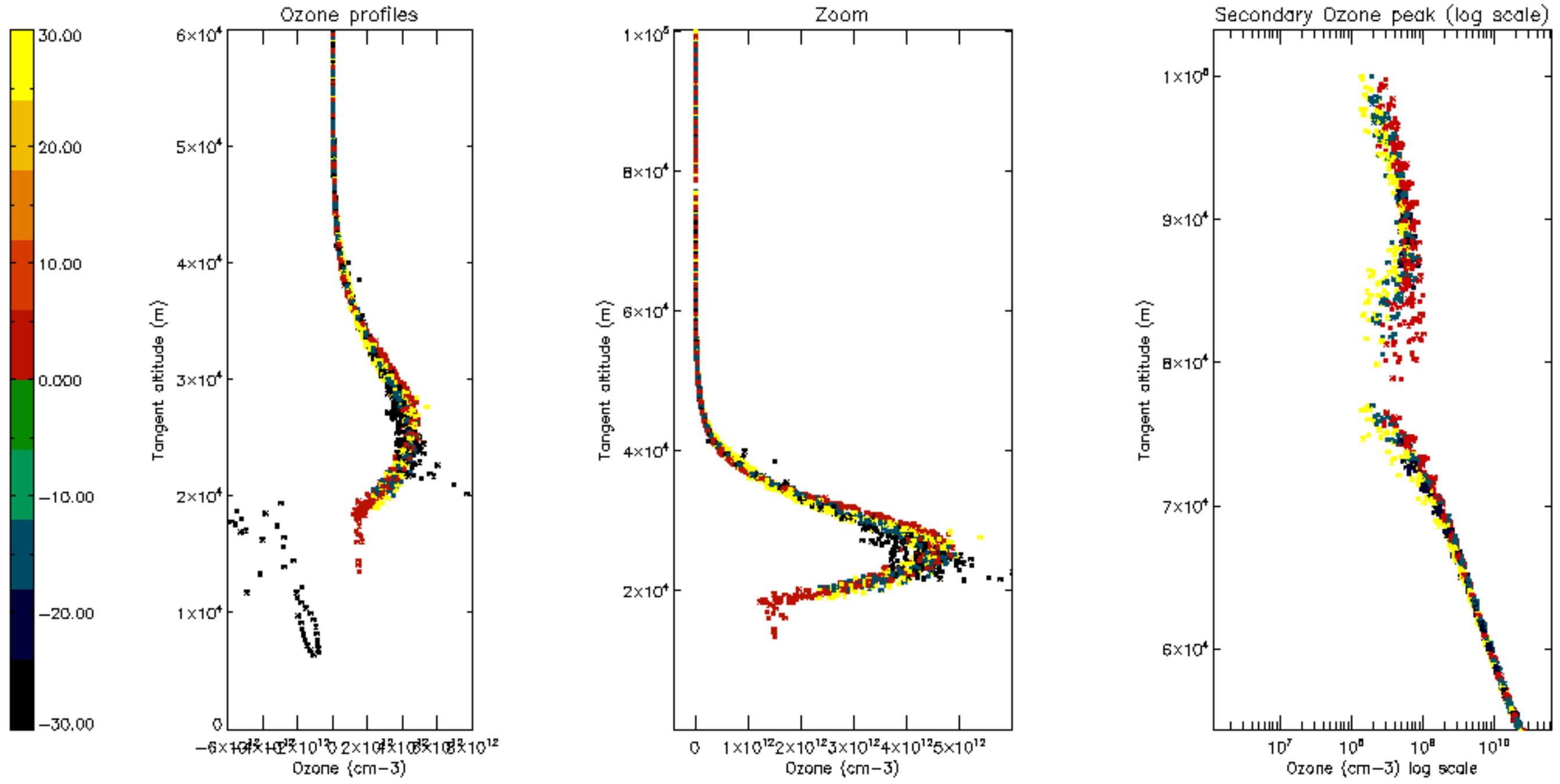
Percentage of saturation errors per profile

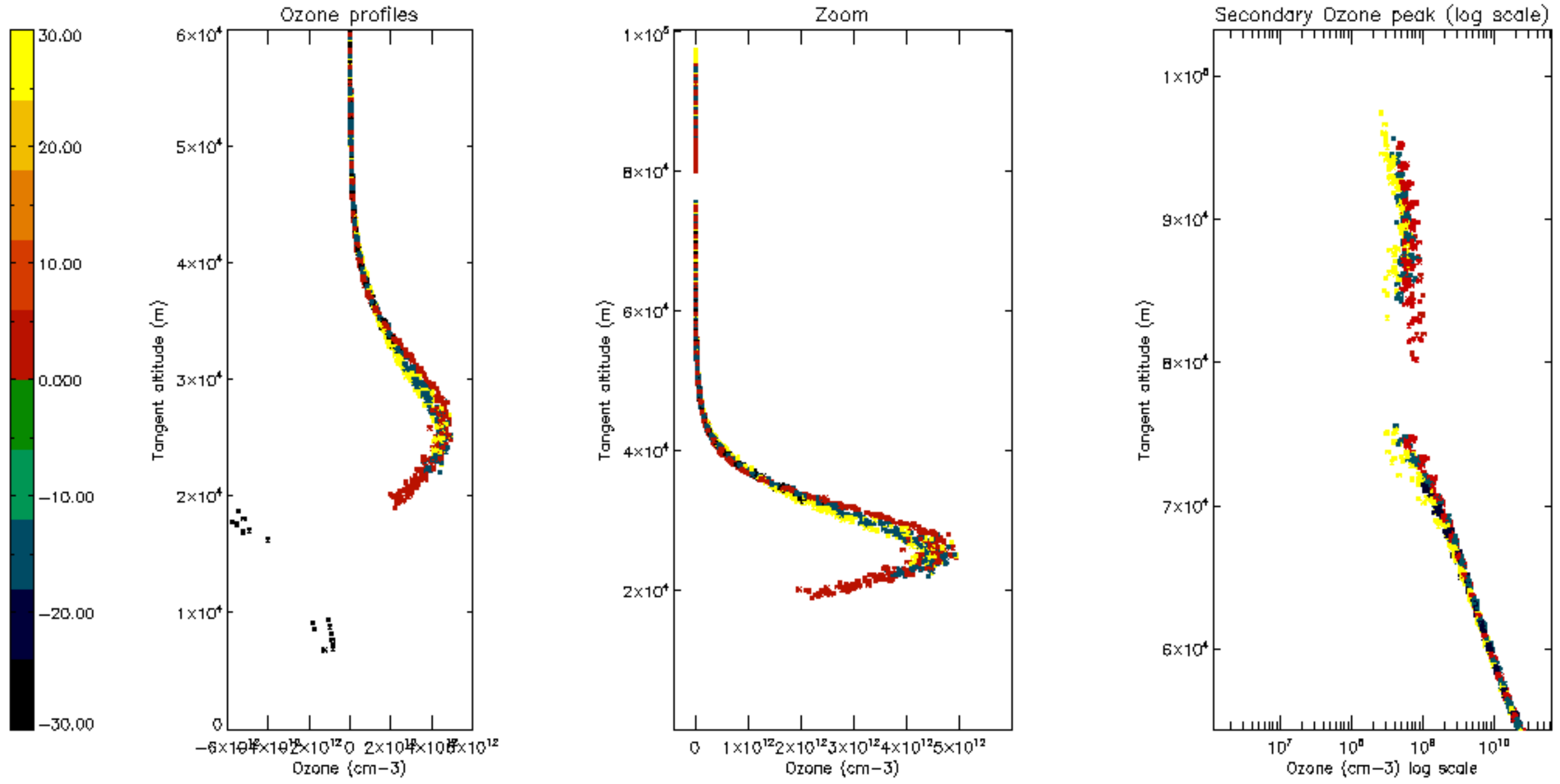


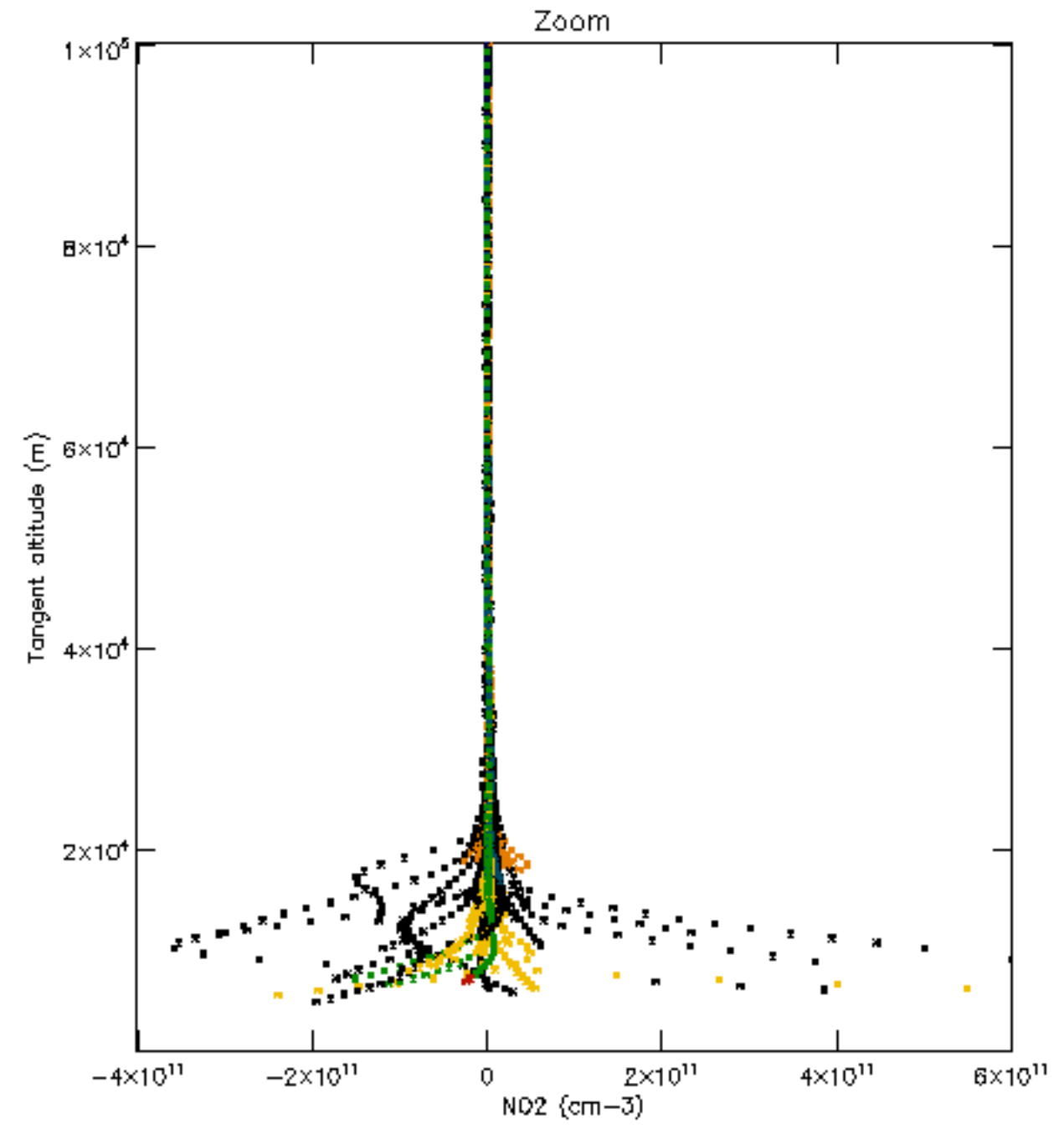
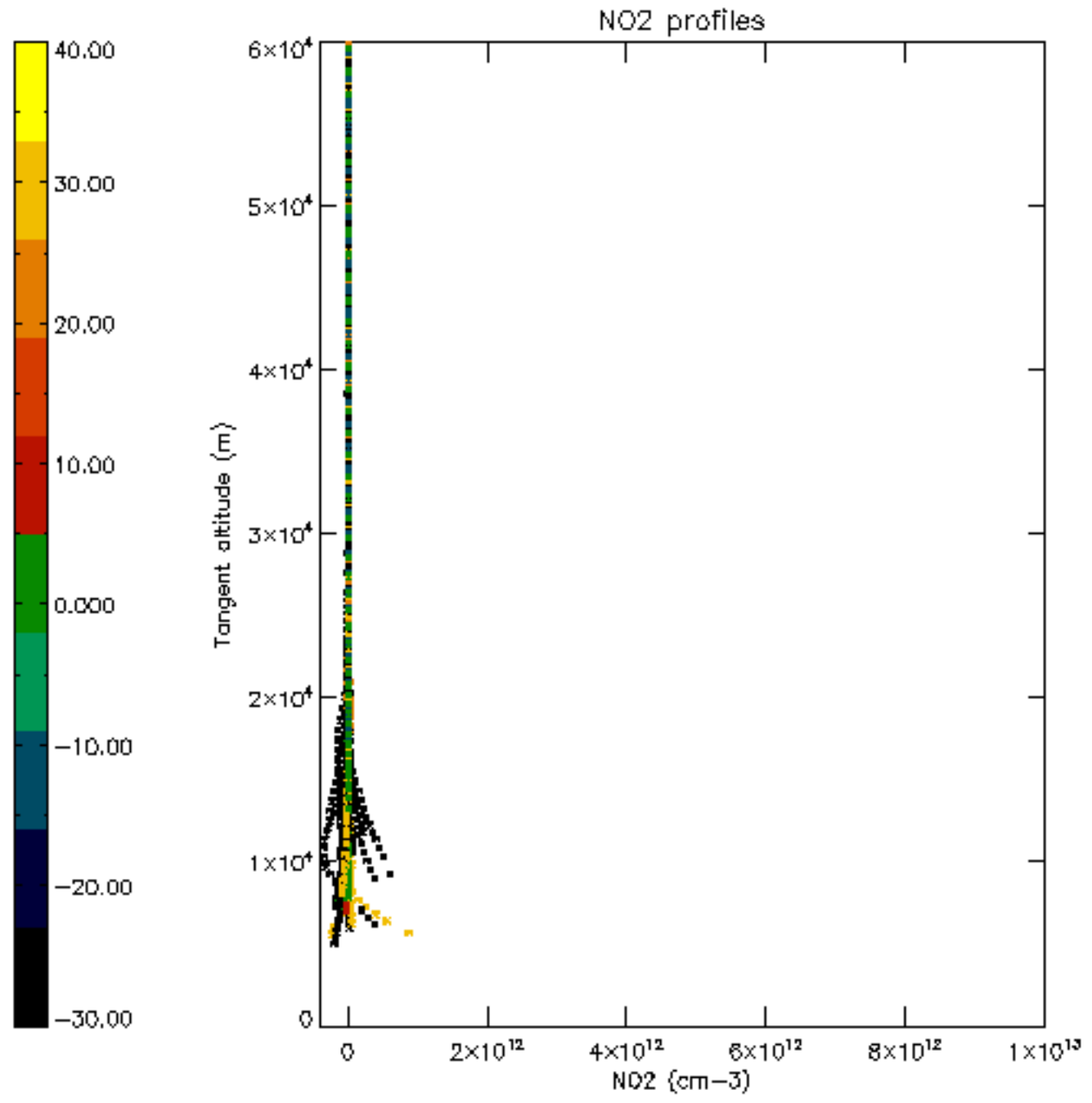


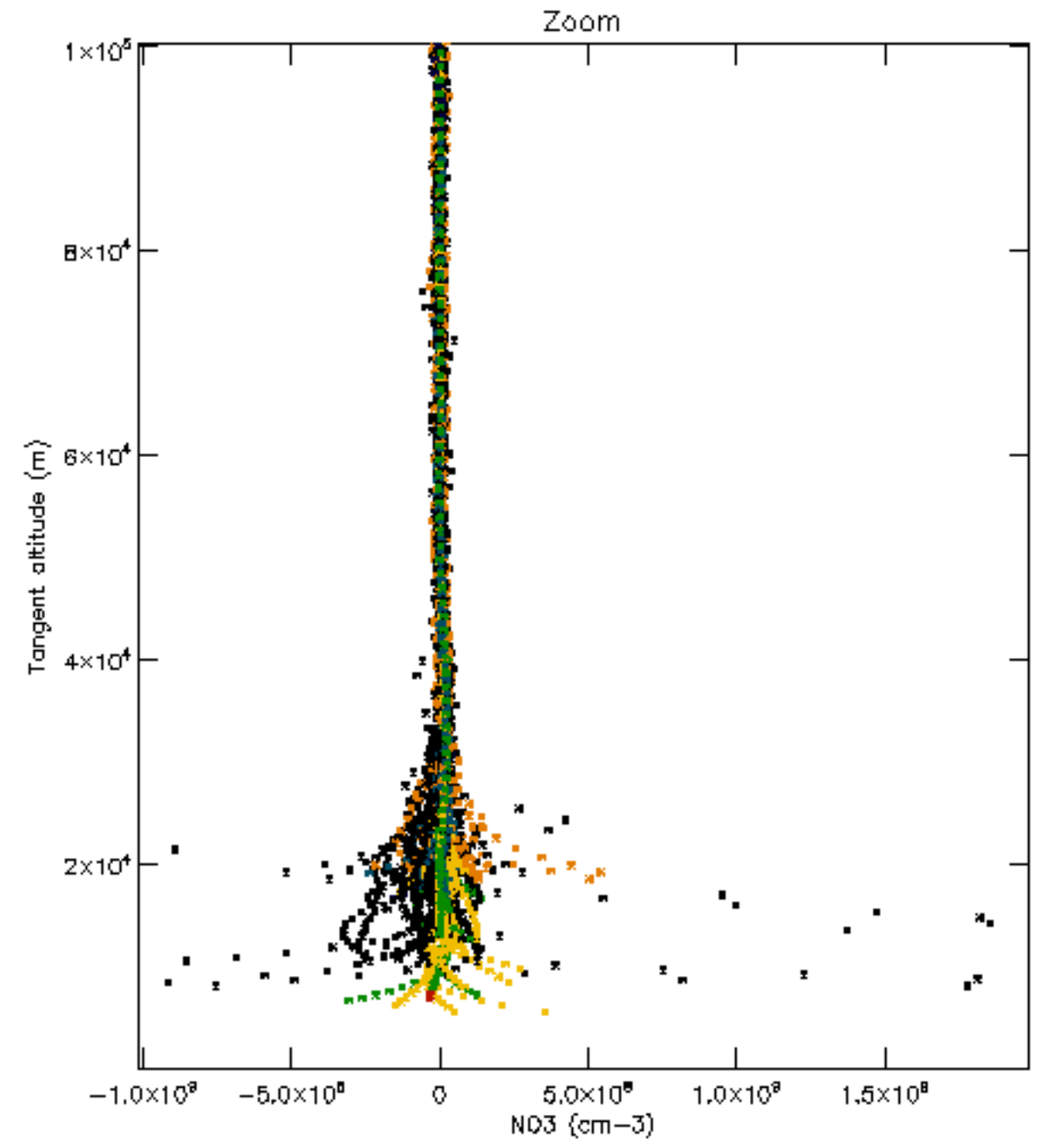
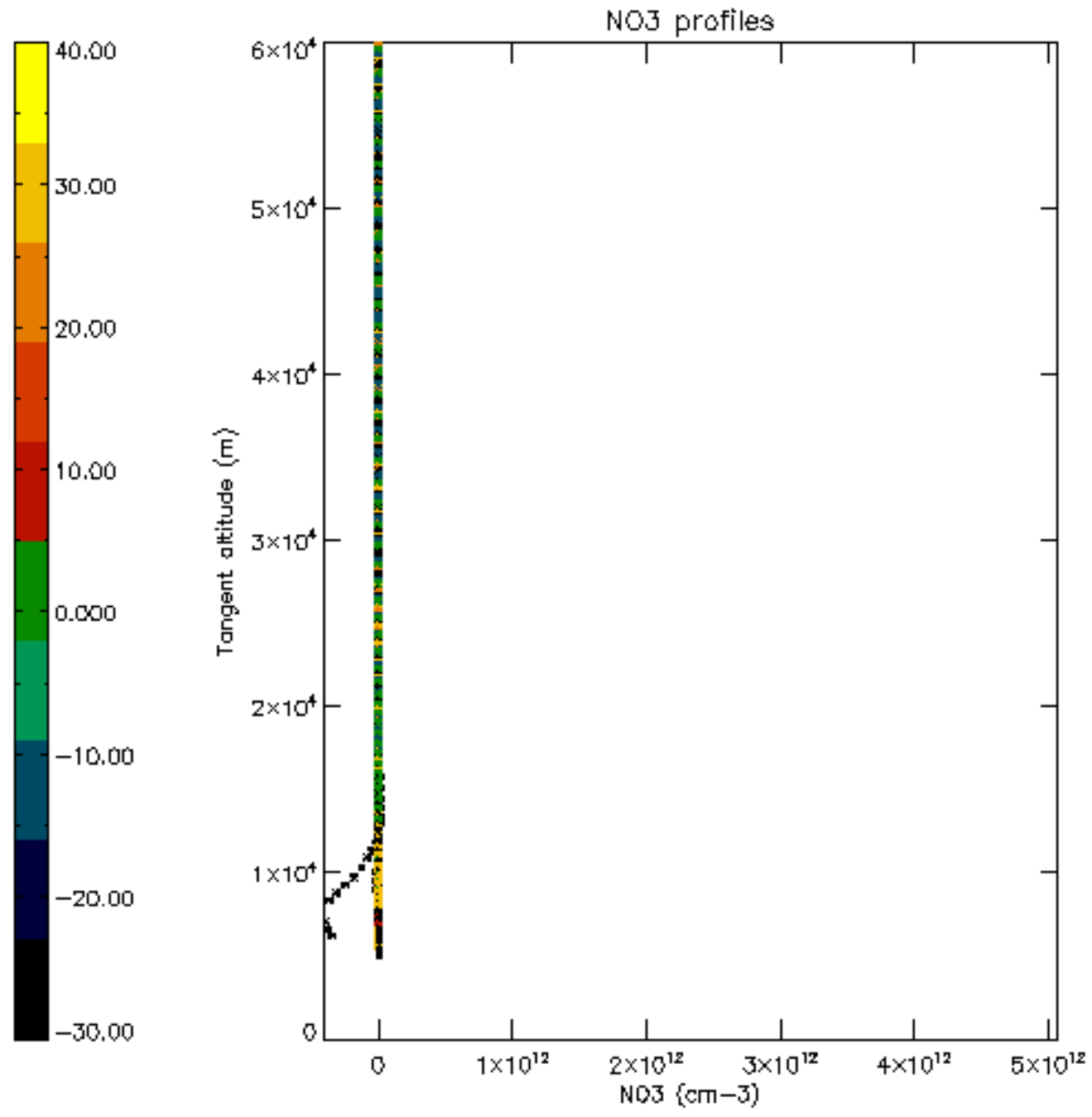




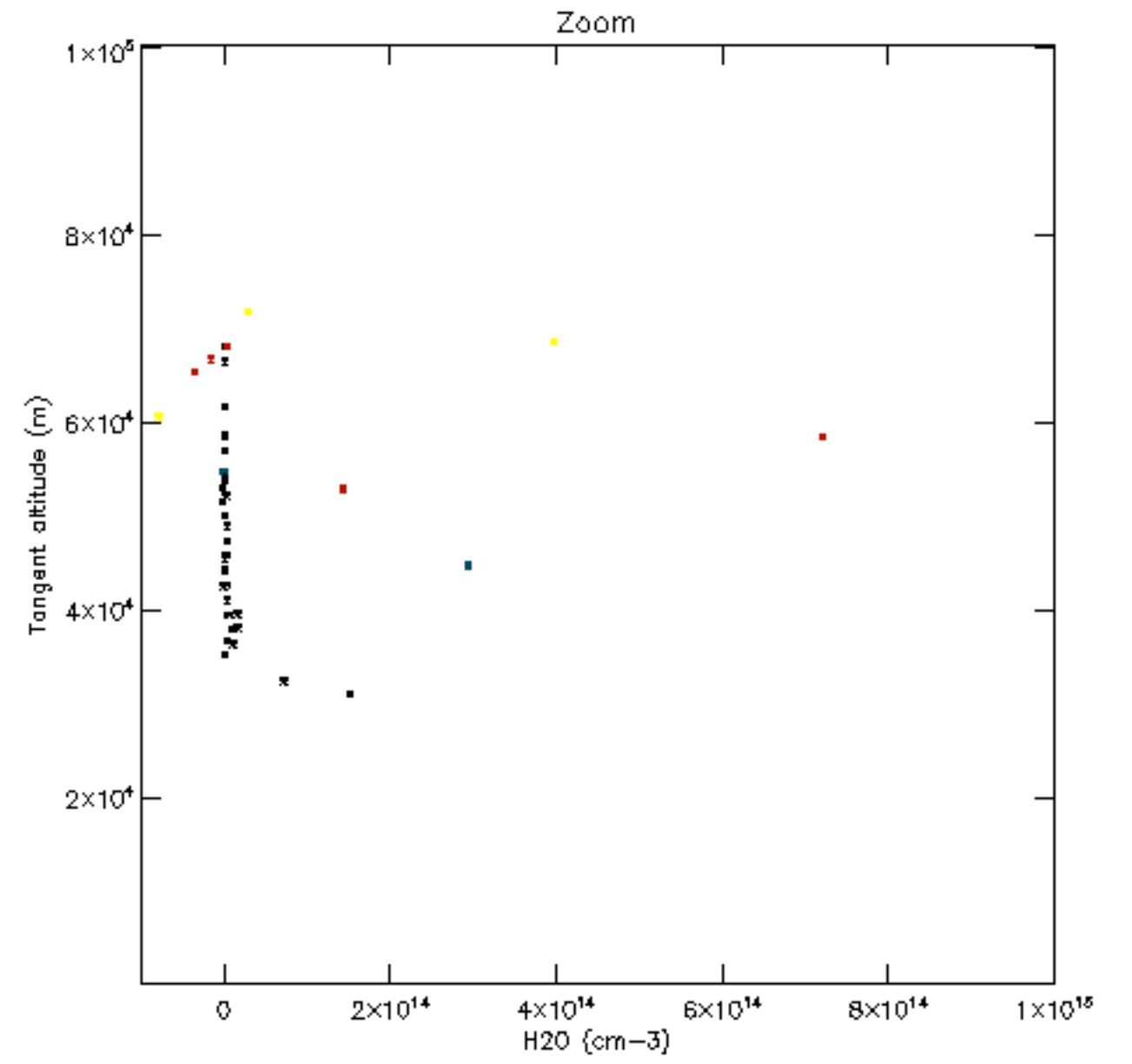
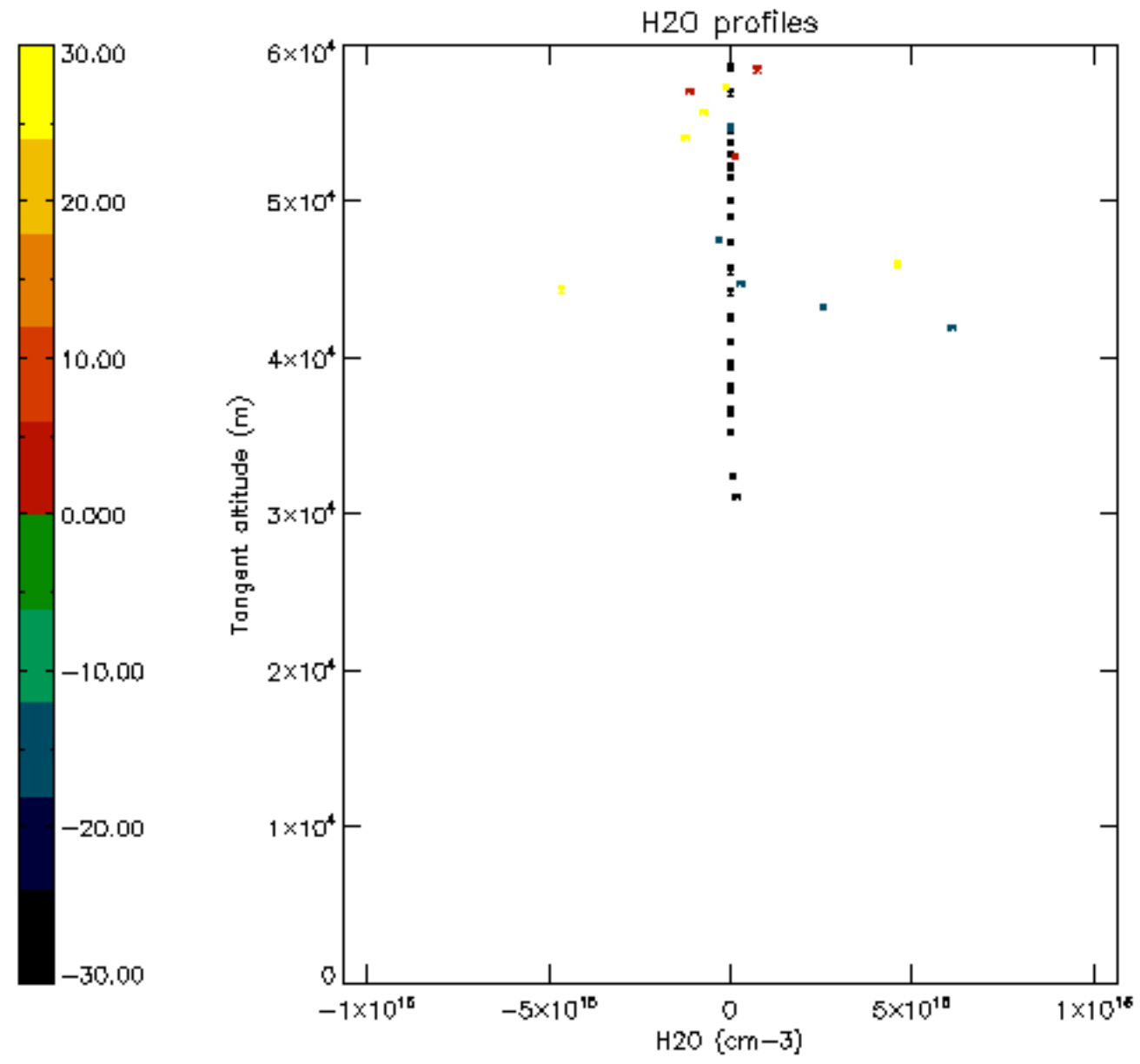


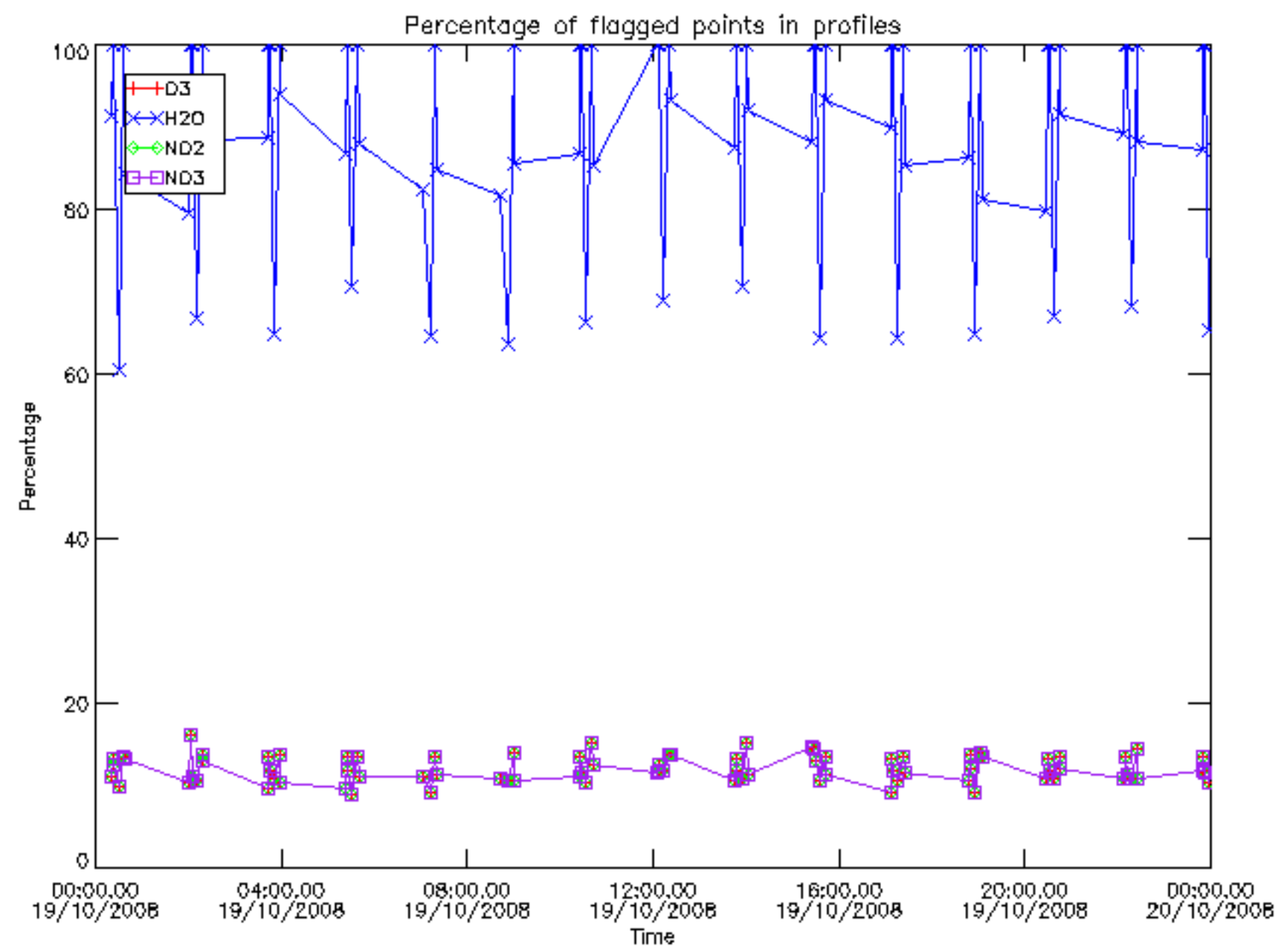




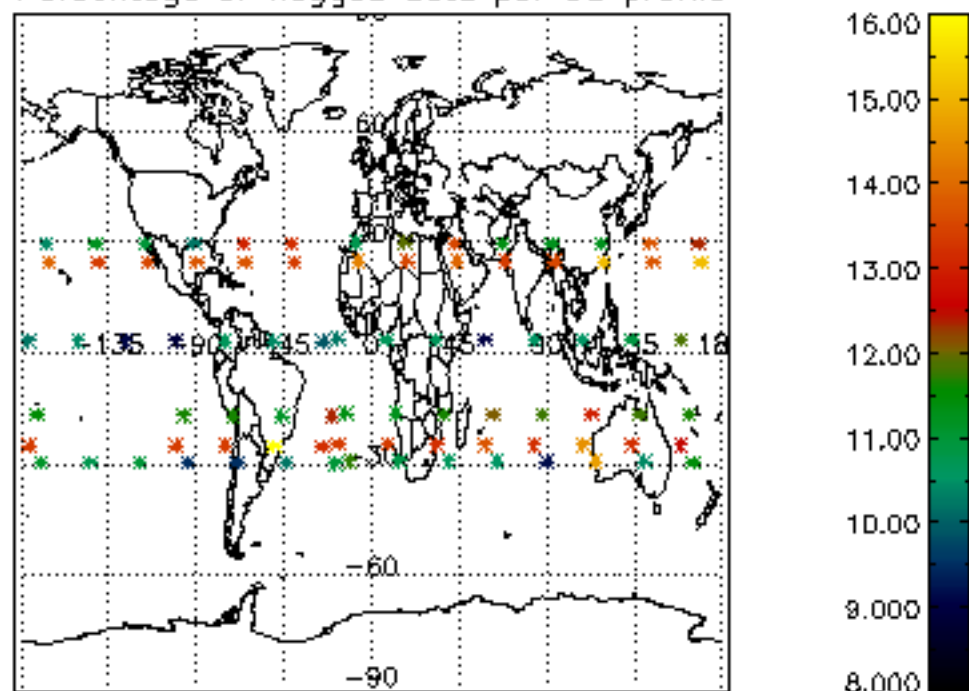




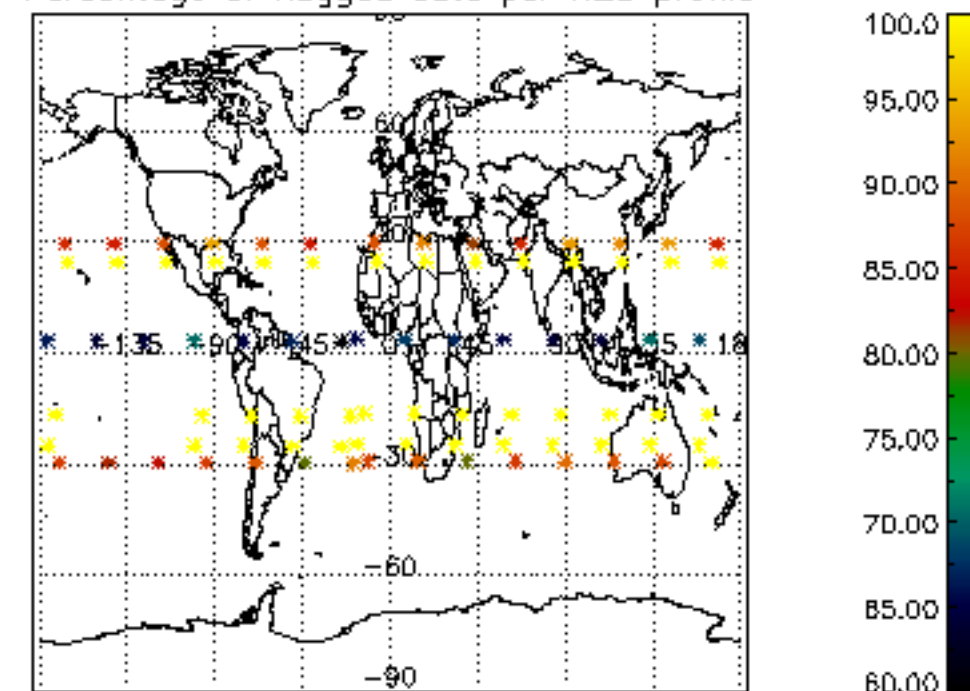




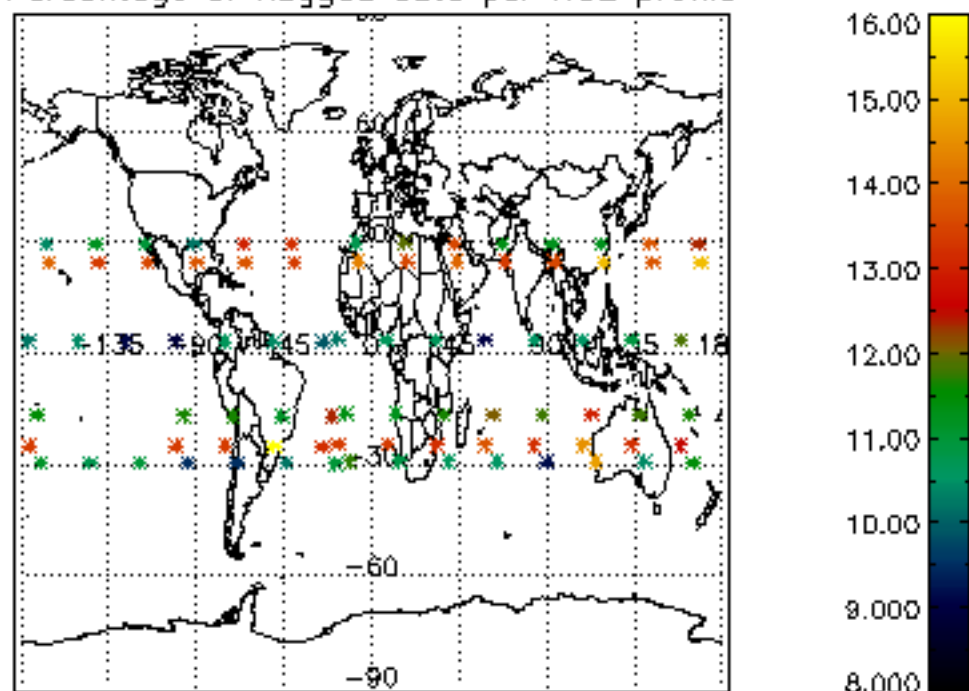
Percentage of flagged data per D3 profile



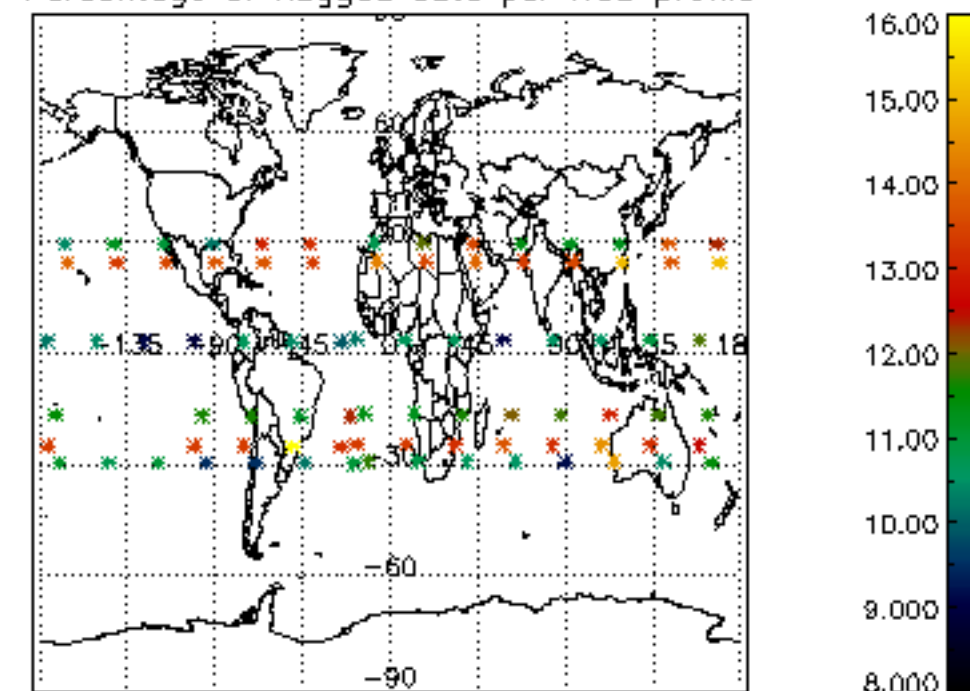
Percentage of flagged data per H2O profile

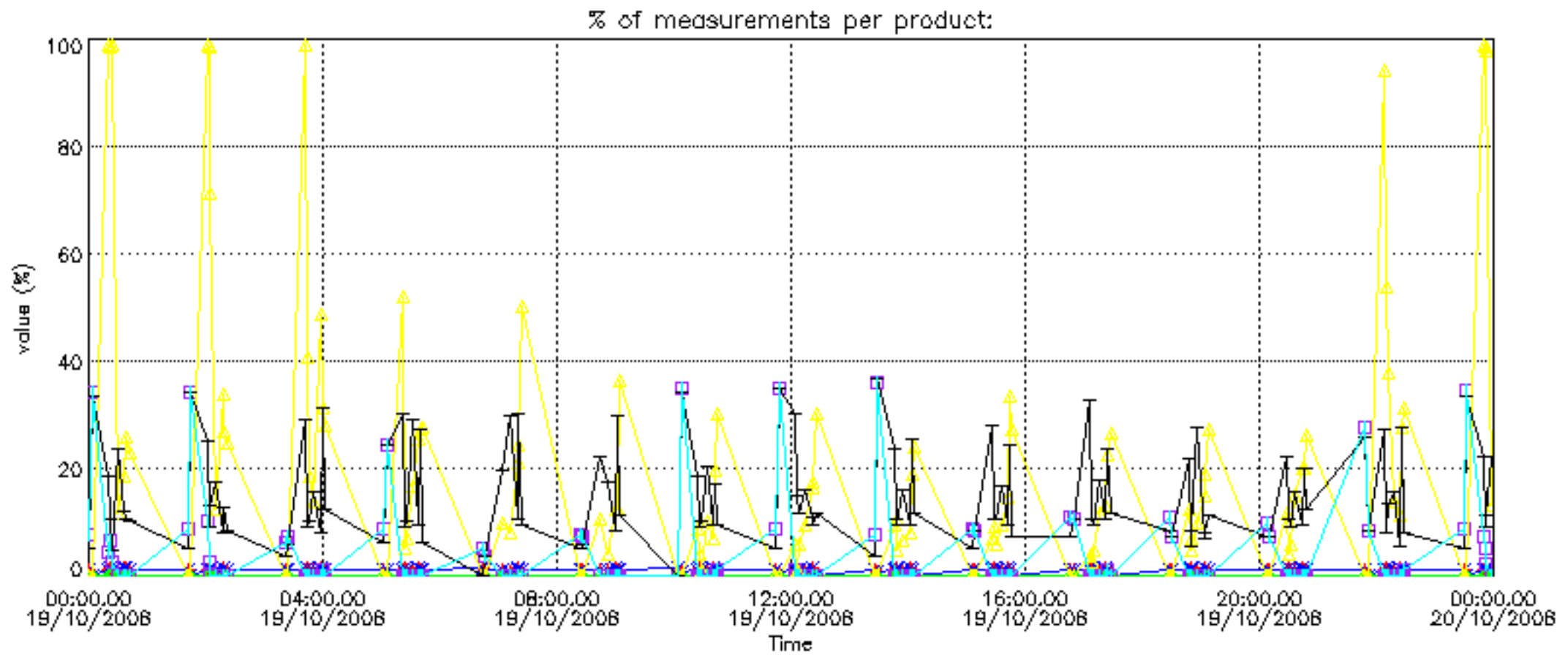


Percentage of flagged data per NO2 profile

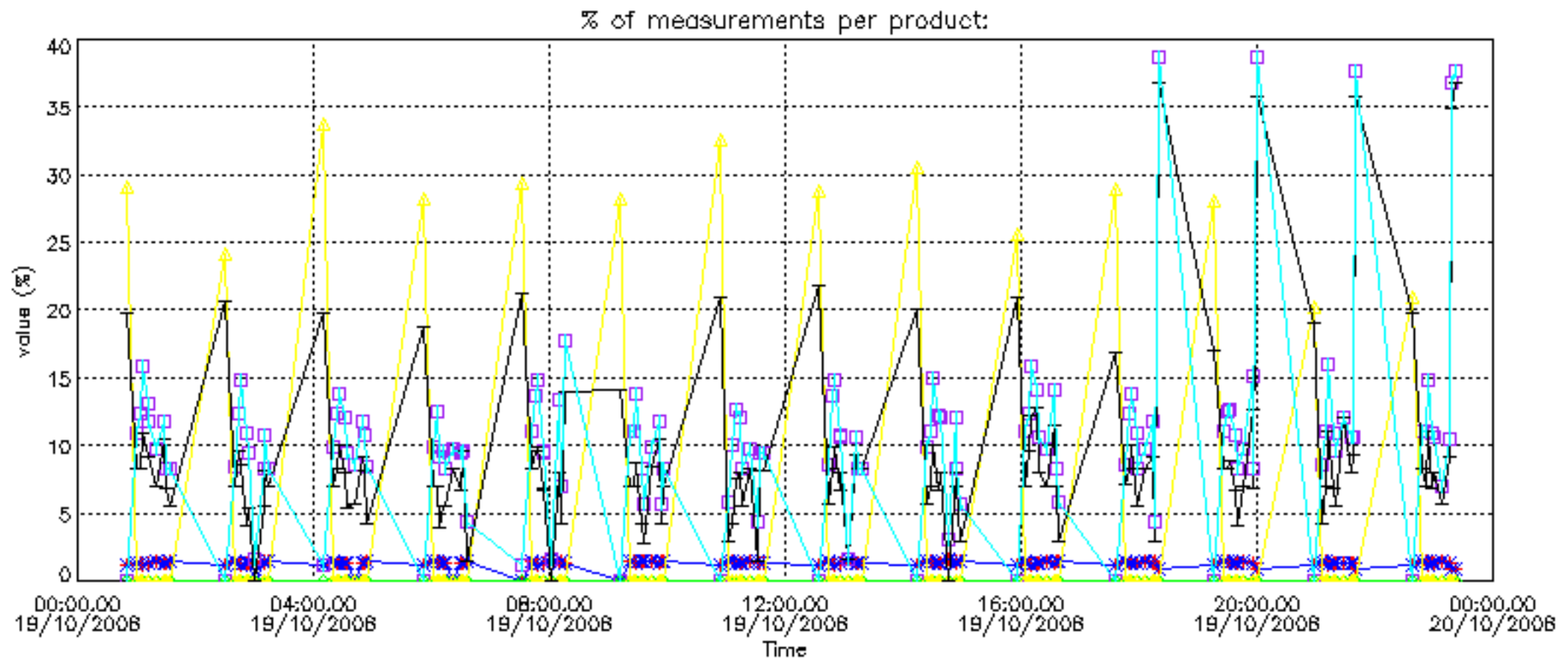


Percentage of flagged data per NO3 profile

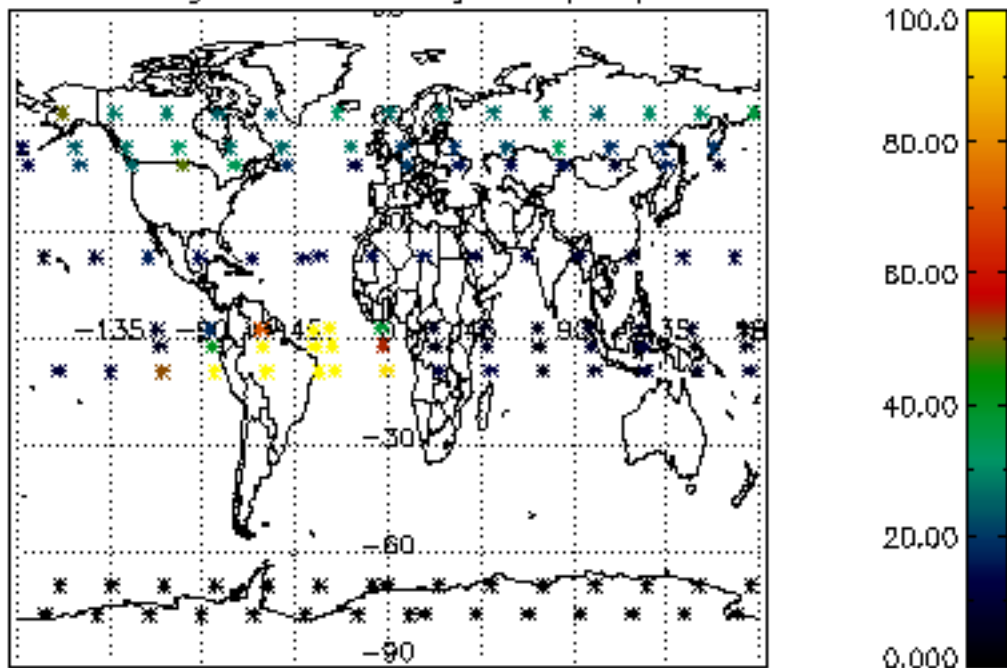




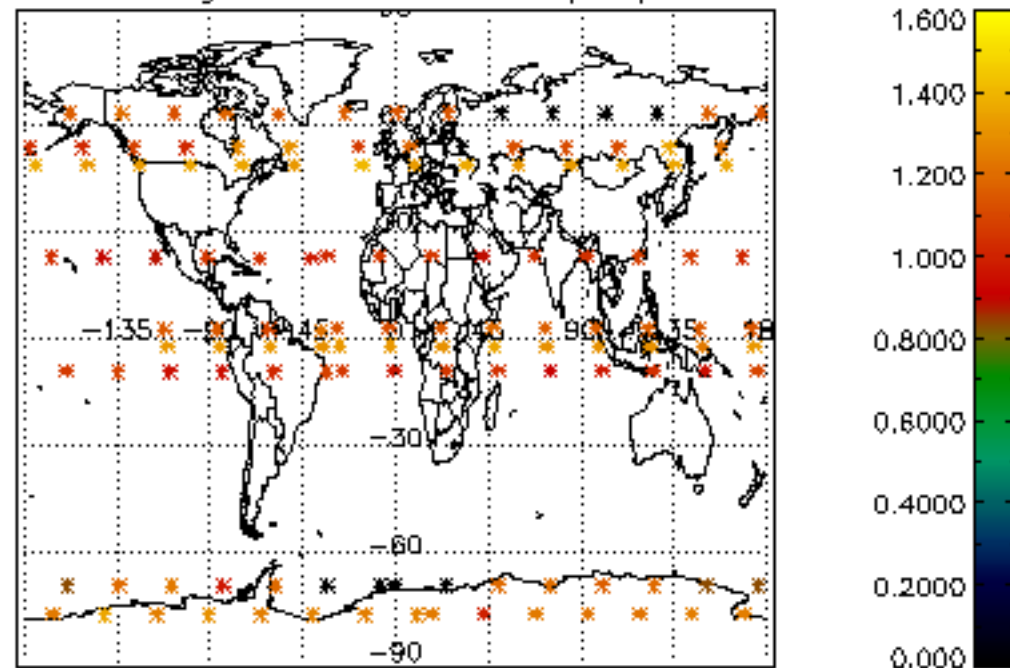




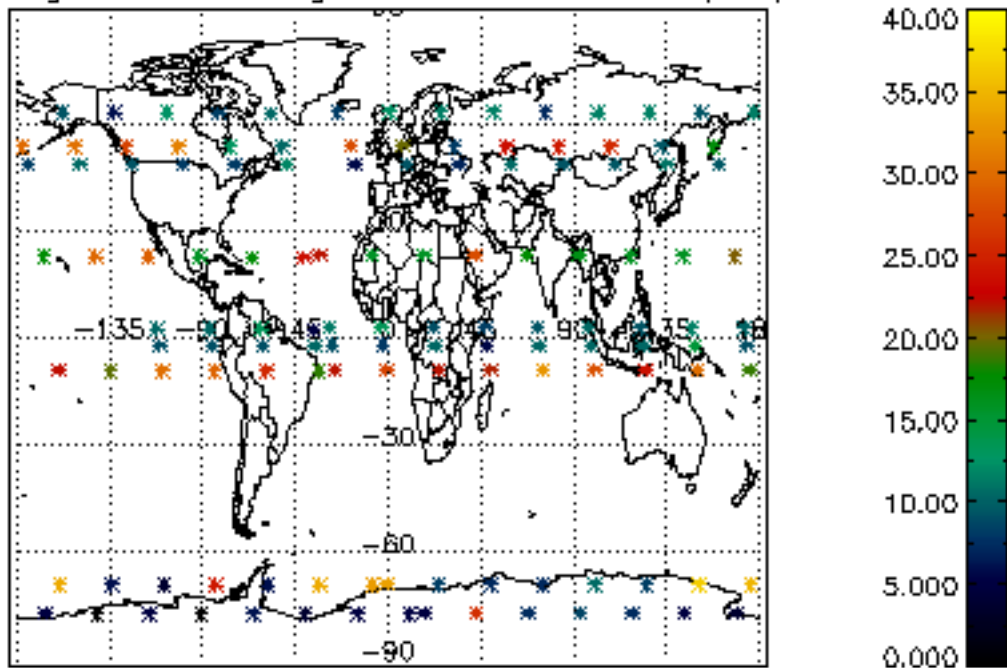
Percentage of cosmic ray hits per profile



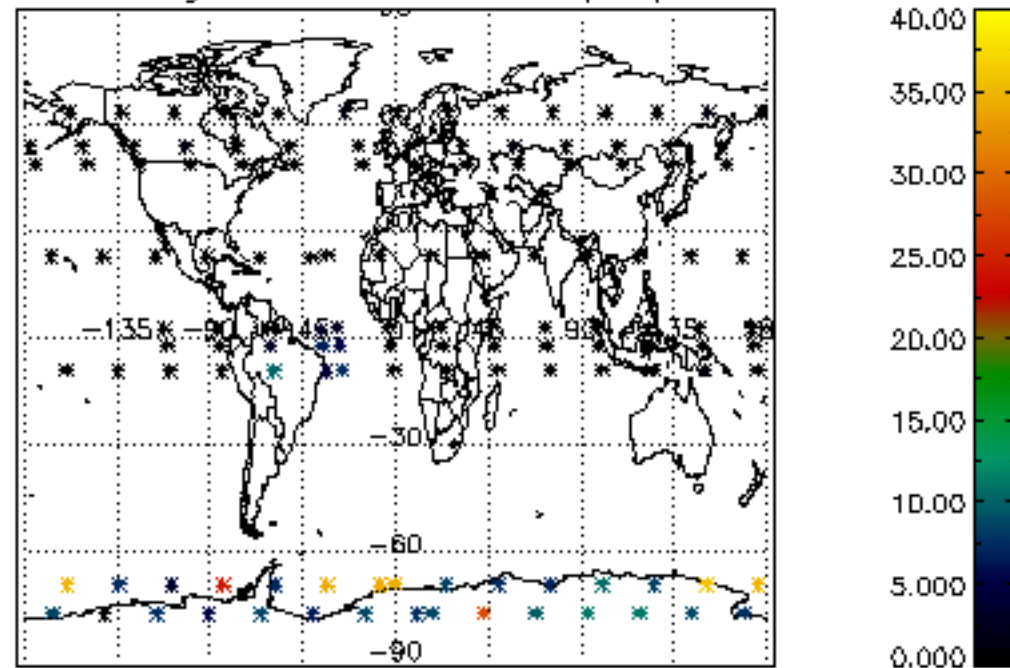
Percentage of datation errors per profile



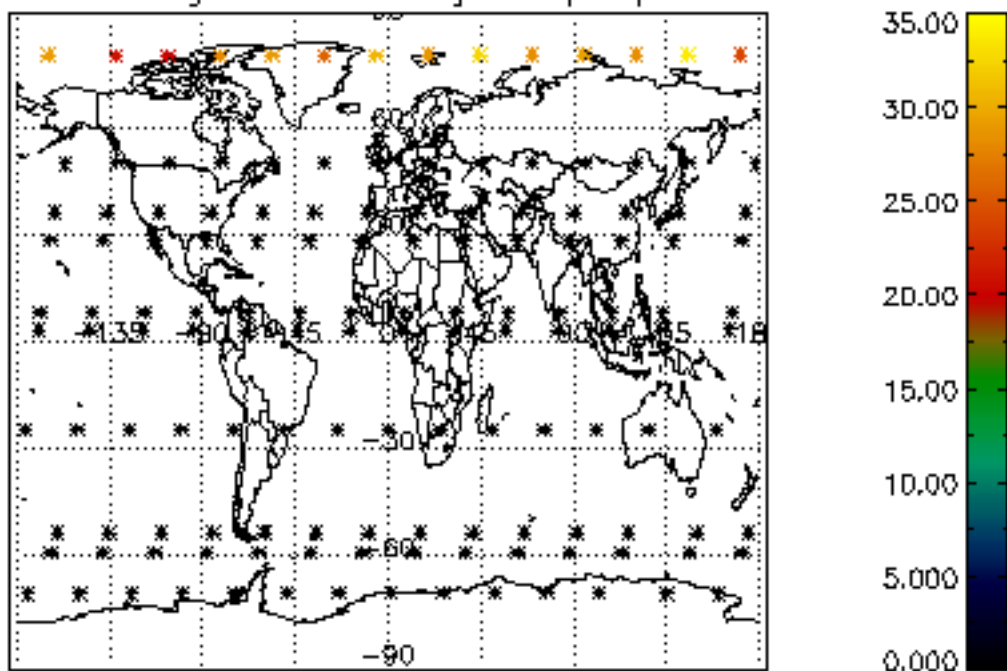
Percentage of star falling outside central band per profile



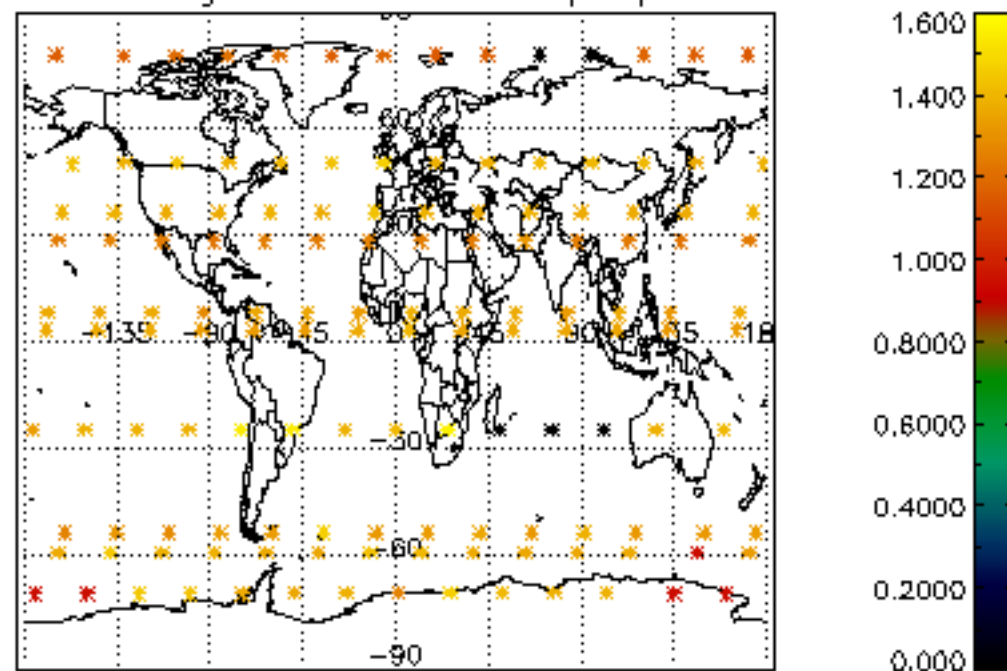
Percentage of saturation errors per profile



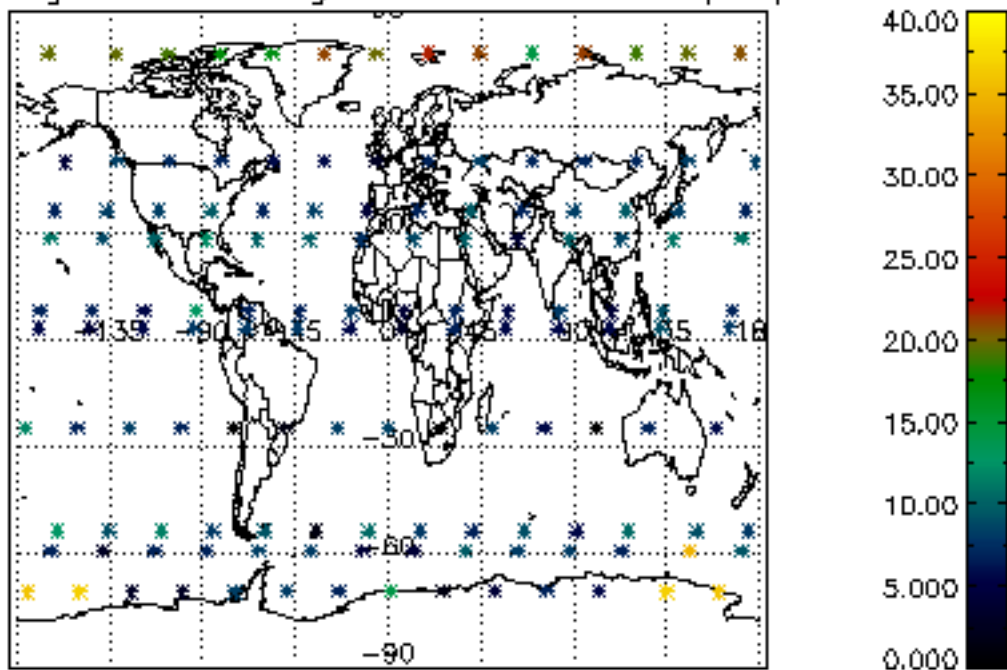
Percentage of cosmic ray hits per profile



Percentage of datation errors per profile



Percentage of star falling outside central band per profile



Percentage of saturation errors per profile

