

GOMOS Level 2 Daily Report

SUMMARY

[1. General Info](#)

[2. Summary of processed GOM_NL_2P products](#)

[3. Level 2 Quality information per product](#)

[3.1 Plot of level 2 quality information per product \(time dependant\)](#)

[3.2 Plot of level 2 quality information per product \(world map\)](#)

[4. Level 1 Quality information per product \(stored on level 2 products\)](#)

[4.1 Plot of level 1 quality information per product \(time dependant\)](#)

[4.1.1 Plot of level 1 quality information per product \(time dependant\): ASCENDING](#)

[4.1.2 Plot of level 1 quality information per product \(time dependant\): DESCENDING](#)

[4.2 Plot of level 1 quality information per product \(world map\)](#)

[4.2.1 Plot of level 1 quality information per product \(world map\): ASCENDING](#)

[4.2.2 Plot of level 1 quality information per product \(world map\): DESCENDING](#)

[5. Ozone profiles based on quality statistics and other trace gas profiles](#)

[5.1 Ozone statistics based on quality of products](#)

[5.2 Plot ozone profiles for all STD \(dark without errors\)](#)

[5.3 Plot ozone profiles where STD < 20% \(dark without errors\)](#)

[5.4. Plot ozone profiles where STD < 10% \(dark without errors\)](#)

[5.5. Plot ozone profiles where STD < 5% \(dark without errors\)](#)

[5.6 Plot NO2 profiles for all STD \(dark without errors\)](#)

[5.7 Plot NO3 profiles for all STD \(dark without errors\)](#)

[5.8 Plot H2O profiles \(only for occultations of stars 1,2,3,4,13,14,16,26,63 dark without errors\) for all STD](#)

[6. Auxiliary Data Files used for the production reported in section 2](#)

This report presents the daily analysis on parameters extracted from GOMOS level 2 data (GOM_NL__2P). It is intended to monitor some important parameters that will impact the quality of these products. A list of level 2 products (and content) that have arrived during the reporting day to the PCF is also given.

Item	Value
Time of report generation	25APR2013 21:07:53
Data source version	GOMOS/6.01
Start time of products	18-10-2008 (18OCT2008 00:00:00)
Stop time of products	19-10-2008 (19OCT2008 00:00:00)
Store outputs in DB	Yes
Nb of level 2 prods	264
Nb of prods with errors	0

2. Summary of processed GOM_NL__2P products.

Nr	Filename	UTC Start time	Limb	Duration	Star Id	Star Name	Star Mag	Star Temp	Nb Meas	Orbit	Prod. error
1	GOM_NL__2PRFIN20081018_000214_000000342073_00059_34682_5089.N1	18-OCT-2008 00:02:14	Bright	34.000	68	18Alp Cas	2.2250	4500.0	68	34682	No
2	GOM_NL__2PRFIN20081018_000334_000000382073_00059_34682_5090.N1	18-OCT-2008 00:03:34	Bright	37.500	76	27Gam Cas	2.3000	30000.	75	34682	No
3	GOM_NL__2PRFIN20081018_001119_000000332073_00059_34682_5091.N1	18-OCT-2008 00:11:19	Bright	33.000	49	1Alp UMi	1.9900	6300.0	66	34682	No
4	GOM_NL__2PRFIN20081018_001934_000000352073_00059_34682_5092.N1	18-OCT-2008 00:19:34	Bright	34.500	36	50Alp UMa	1.8000	6300.0	69	34682	No
5	GOM_NL__2PRFIN20081018_002107_000000362073_00059_34682_5093.N1	18-OCT-2008 00:21:07	Bright	36.000	82	48Bet UMa	2.3650	10600.	72	34682	No
6	GOM_NL__2PRFIN20081018_002433_000000362073_00059_34682_5094.N1	18-OCT-2008 00:24:33	Bright	35.500	174	52Psi UMa	3.0040	4400.0	71	34682	No
7	GOM_NL__2PRFIN20081018_003219_000000392073_00059_34682_5095.N1	18-OCT-2008 00:32:19	Bright	38.500	51	41Gam1Leo	2.0100	4500.0	77	34682	No
8	GOM_NL__2PRFIN20081018_003457_000000402073_00059_34682_5096.N1	18-OCT-2008 00:34:57	Bright	40.000	22	32Alp Leo	1.3600	15200.	80	34682	No
9	GOM_NL__2PRFIN20081018_005202_000000482073_00059_34682_5097.N1	18-OCT-2008 00:52:02	Dark	48.000	65	Lam Vel	2.2040	4400.0	96	34682	No
10	GOM_NL__2PRFIN20081018_005518_000000442073_00060_34683_5094.N1	18-OCT-2008 00:55:18	Dark	43.500	34	Gam2Vel	1.7930	23000.	87	34683	No
11	GOM_NL__2PRFIN20081018_010056_000000512073_00060_34683_5095.N1	18-OCT-2008 01:00:56	Dark	50.500	2	Alp Car	-0.73600	7000.0	101	34683	No
12	GOM_NL__2PRFIN20081018_010823_000000382073_00060_34683_5096.N1	18-OCT-2008 01:08:23	Dark	37.500	143	Alp Hyi	2.8570	7200.0	75	34683	No
13	GOM_NL__2PRFIN20081018_010949_000000402073_00060_34683_5097.N1	18-OCT-2008 01:09:49	Dark	40.000	9	Alp Eri	0.45300	24000.	80	34683	No
14	GOM_NL__2PRFIN20081018_011232_000000432073_00060_34683_5098.N1	18-OCT-2008 01:12:32	Straylight	43.000	157	The1Eri	2.9060	9300.0	86	34683	No
15	GOM_NL__2PRFIN20081018_012122_000000422073_00060_34683_5099.N1	18-OCT-2008 01:21:22	Straylight	42.000	52	16Bet Cet	2.0370	4500.0	84	34683	No
16	GOM_NL__2PRFIN20081018_013057_000000352073_00060_34683_5100.N1	18-OCT-2008 01:30:57	Bright	35.000	140	88Gam Peg	2.8340	26000.	70	34683	No
17	GOM_NL__2PRFIN20081018_013453_000000352073_00060_34683_5101.N1	18-OCT-2008 01:34:53	Bright	35.000	58	21Alp And	2.0730	11000.	70	34683	No
18	GOM_NL__2PRFIN20081018_013713_000000382073_00060_34683_5102.N1	18-OCT-2008 01:37:13	Bright	38.000	53	43Bet And	2.0480	3300.0	76	34683	No
19	GOM_NL__2PRFIN20081018_014250_000000382073_00060_34683_5103.N1	18-OCT-2008 01:42:50	Bright	38.000	68	18Alp Cas	2.2250	4500.0	76	34683	No
20	GOM_NL__2PRFIN20081018_014410_000000362073_00060_34683_5104.N1	18-OCT-2008 01:44:10	Bright	36.000	76	27Gam Cas	2.3000	30000.	72	34683	No
21	GOM_NL__2PRFIN20081018_015155_000000352073_00060_34683_5105.N1	18-OCT-2008 01:51:55	Bright	35.000	49	1Alp UMi	1.9900	6300.0	70	34683	No
22	GOM_NL__2PRFIN20081018_020010_000000372073_00060_34683_5106.N1	18-OCT-2008 02:00:10	Bright	37.000	36	50Alp UMa	1.8000	6300.0	74	34683	No
23	GOM_NL__2PRFIN20081018_020143_000000362073_00060_34683_5107.N1	18-OCT-2008 02:01:43	Bright	36.000	82	48Bet UMa	2.3650	10600.	72	34683	No
24	GOM_NL__2PRFIN20081018_020509_000000362073_00060_34683_5108.N1	18-OCT-2008 02:05:09	Bright	36.000	174	52Psi UMa	3.0040	4400.0	72	34683	No
25	GOM_NL__2PRFIN20081018_021255_000000402073_00060_34683_5109.N1	18-OCT-2008 02:12:55	Bright	40.000	51	41Gam1Leo	2.0100	4500.0	80	34683	No
26	GOM_NL__2PRFIN20081018_021533_000000402073_00060_34683_5110.N1	18-OCT-2008 02:15:33	Bright	40.000	22	32Alp Leo	1.3600	15200.	80	34683	No
27	GOM_NL__2PRFIN20081018_023238_000000492073_00060_34683_5111.N1	18-OCT-2008 02:32:38	Dark	48.500	65	Lam Vel	2.2040	4400.0	97	34683	No
28	GOM_NL__2PRFIN20081018_023554_000000442073_00061_34684_5105.N1	18-OCT-2008 02:35:54	Dark	43.500	34	Gam2Vel	1.7930	23000.	87	34684	No
29	GOM_NL__2PRFIN20081018_024133_000000512073_00061_34684_5106.N1	18-OCT-2008 02:41:33	Dark	51.000	2	Alp Car	-0.73600	7000.0	102	34684	No
30	GOM_NL__2PRFIN20081018_024900_000000362073_00061_34684_5107.N1	18-OCT-2008 02:49:00	Dark	36.000	143	Alp Hyi	2.8570	7200.0	72	34684	No
31	GOM_NL__2PRFIN20081018_025026_000000392073_00061_34684_5108.N1	18-OCT-2008 02:50:26	Dark	39.000	9	Alp Eri	0.45300	24000.	78	34684	No
32	GOM_NL__2PRFIN20081018_025308_000000432073_00061_34684_5109.N1	18-OCT-2008 02:53:08	Straylight	42.500	157	The1Eri	2.9060	9300.0	85	34684	No
33	GOM_NL__2PRFIN20081018_030158_000000442073_00061_34684_5110.N1	18-OCT-2008 03:01:58	Straylight	44.000	52	16Bet Cet	2.0370	4500.0	88	34684	No
34	GOM_NL__2PRFIN20081018_031133_000000352073_00061_34684_5111.N1	18-OCT-2008 03:11:33	Bright	35.000	140	88Gam Peg	2.8340	26000.	70	34684	No
35	GOM_NL__2PRFIN20081018_031529_000000362073_00061_34684_5112.N1	18-OCT-2008 03:15:29	Bright	36.000	58	21Alp And	2.0730	11000.	72	34684	No
36	GOM_NL__2PRFIN20081018_031749_000000412073_00061_34684_5113.N1	18-OCT-2008 03:17:49	Bright	41.000	53	43Bet And	2.0480	3300.0	82	34684	No
37	GOM_NL__2PRFIN20081018_032325_000000372073_00061_34684_5114.N1	18-OCT-2008 03:23:25	Bright	37.000	68	18Alp Cas	2.2250	4500.0	74	34684	No
38	GOM_NL__2PRFIN20081018_032446_000000372073_00061_34684_5115.N1	18-OCT-2008 03:24:46	Bright	37.000	76	27Gam Cas	2.3000	30000.	74	34684	No
39	GOM_NL__2PRFIN20081018_033231_000000332073_00061_34684_5116.N1	18-OCT-2008 03:32:31	Bright	32.500	49	1Alp UMi	1.9900	6300.0	65	34684	No
40	GOM_NL__2PRFIN20081018_034046_000000392073_00061_34684_5117.N1	18-OCT-2008 03:40:46	Bright	39.000	36	50Alp UMa	1.8000	6300.0	78	34684	No
41	GOM_NL__2PRFIN20081018_034219_000000382073_00061_34684_5118.N1	18-OCT-2008 03:42:19	Bright	37.500	82	48Bet UMa	2.3650	10600.	75	34684	No
42	GOM_NL__2PRFIN20081018_034545_000000352073_00061_34684_5119.N1	18-OCT-2008 03:45:45	Bright	34.500	174	52Psi UMa	3.0040	4400.0	69	34684	No

43	GOM_NL__2PRFIN20081018_035331_000000402073_00061_34684_5120.N1	18-OCT-2008 03:53:31	Bright	39.500	51	41Gam1Leo	2.0100	4500.0	79	34684	No
44	GOM_NL__2PRFIN20081018_035609_000000422073_00061_34684_5121.N1	18-OCT-2008 03:56:09	Bright	41.500	22	32Alp Leo	1.3600	15200.	83	34684	No
45	GOM_NL__2PRFIN20081018_041315_000000472073_00061_34684_5122.N1	18-OCT-2008 04:13:15	Dark	46.500	65	Lam Vel	2.2040	4400.0	93	34684	No
46	GOM_NL__2PRFIN20081018_041631_000000452073_00062_34685_5127.N1	18-OCT-2008 04:16:31	Dark	45.000	34	Gam2Vel	1.7930	23000.	90	34685	No
47	GOM_NL__2PRFIN20081018_042210_000000502073_00062_34685_5128.N1	18-OCT-2008 04:22:10	Dark	49.500	2	Alp Car	-0.73600	7000.0	99	34685	No
48	GOM_NL__2PRFIN20081018_042936_000000372073_00062_34685_5129.N1	18-OCT-2008 04:29:36	Dark	37.000	143	Alp Hyi	2.8570	7200.0	74	34685	No
49	GOM_NL__2PRFIN20081018_043102_000000392073_00062_34685_5130.N1	18-OCT-2008 04:31:02	Dark	38.500	9	Alp Eri	0.45300	24000.	77	34685	No
50	GOM_NL__2PRFIN20081018_043345_000000432073_00062_34685_5131.N1	18-OCT-2008 04:33:45	Straylight	42.500	157	The1Eri	2.9060	9300.0	85	34685	No
51	GOM_NL__2PRFIN20081018_044234_000000432073_00062_34685_5132.N1	18-OCT-2008 04:42:34	Straylight	43.000	52	16Bet Cet	2.0370	4500.0	86	34685	No
52	GOM_NL__2PRFIN20081018_045209_000000372073_00062_34685_5133.N1	18-OCT-2008 04:52:09	Bright	36.500	140	88Gam Peg	2.8340	26000.	73	34685	No
53	GOM_NL__2PRFIN20081018_045605_000000372073_00062_34685_5134.N1	18-OCT-2008 04:56:05	Bright	36.500	58	21Alp And	2.0730	11000.	73	34685	No
54	GOM_NL__2PRFIN20081018_045825_000000402073_00062_34685_5135.N1	18-OCT-2008 04:58:25	Bright	40.000	53	43Bet And	2.0480	3300.0	80	34685	No
55	GOM_NL__2PRFIN20081018_050401_000000382073_00062_34685_5136.N1	18-OCT-2008 05:04:01	Bright	37.500	68	18Alp Cas	2.2250	4500.0	75	34685	No
56	GOM_NL__2PRFIN20081018_050521_000000372073_00062_34685_5137.N1	18-OCT-2008 05:05:21	Bright	37.000	76	27Gam Cas	2.3000	30000.	74	34685	No
57	GOM_NL__2PRFIN20081018_051307_000000362073_00062_34685_5138.N1	18-OCT-2008 05:13:07	Bright	36.000	49	1Alp UMi	1.9900	6300.0	72	34685	No
58	GOM_NL__2PRFIN20081018_052121_000000382073_00062_34685_5139.N1	18-OCT-2008 05:21:21	Bright	38.000	36	50Alp UMa	1.8000	6300.0	76	34685	No
59	GOM_NL__2PRFIN20081018_052255_000000362073_00062_34685_5140.N1	18-OCT-2008 05:22:55	Bright	36.000	82	48Bet UMa	2.3650	10600.	72	34685	No
60	GOM_NL__2PRFIN20081018_052621_000000352073_00062_34685_5141.N1	18-OCT-2008 05:26:21	Bright	35.000	174	52Psi UMa	3.0040	4400.0	70	34685	No
61	GOM_NL__2PRFIN20081018_053407_000000392073_00062_34685_5142.N1	18-OCT-2008 05:34:07	Bright	38.500	51	41Gam1Leo	2.0100	4500.0	77	34685	No
62	GOM_NL__2PRFIN20081018_053645_000000432073_00062_34685_5143.N1	18-OCT-2008 05:36:45	Bright	42.500	22	32Alp Leo	1.3600	15200.	85	34685	No
63	GOM_NL__2PRFIN20081018_055352_000000512073_00062_34685_5144.N1	18-OCT-2008 05:53:52	Dark	50.500	65	Lam Vel	2.2040	4400.0	101	34685	No
64	GOM_NL__2PRFIN20081018_055708_000000432073_00063_34686_5139.N1	18-OCT-2008 05:57:08	Dark	43.000	34	Gam2Vel	1.7930	23000.	86	34686	No
65	GOM_NL__2PRFIN20081018_060247_000000532073_00063_34686_5140.N1	18-OCT-2008 06:02:47	Dark	52.500	2	Alp Car	-0.73600	7000.0	105	34686	No
66	GOM_NL__2PRFIN20081018_061012_000000382073_00063_34686_5141.N1	18-OCT-2008 06:10:12	Dark	37.500	143	Alp Hyi	2.8570	7200.0	75	34686	No
67	GOM_NL__2PRFIN20081018_061138_000000512073_00063_34686_5142.N1	18-OCT-2008 06:11:38	Dark	50.500	9	Alp Eri	0.45300	24000.	101	34686	No
68	GOM_NL__2PRFIN20081018_061421_000000432073_00063_34686_5143.N1	18-OCT-2008 06:14:21	Straylight	43.000	157	The1Eri	2.9060	9300.0	86	34686	No
69	GOM_NL__2PRFIN20081018_062310_000000432073_00063_34686_5144.N1	18-OCT-2008 06:23:10	Straylight	43.000	52	16Bet Cet	2.0370	4500.0	86	34686	No
70	GOM_NL__2PRFIN20081018_063245_000000362073_00063_34686_5145.N1	18-OCT-2008 06:32:45	Bright	35.500	140	88Gam Peg	2.8340	26000.	71	34686	No
71	GOM_NL__2PRFIN20081018_063641_000000362073_00063_34686_5146.N1	18-OCT-2008 06:36:41	Bright	36.000	58	21Alp And	2.0730	11000.	72	34686	No
72	GOM_NL__2PRFIN20081018_063900_000000392073_00063_34686_5147.N1	18-OCT-2008 06:39:00	Bright	38.500	53	43Bet And	2.0480	3300.0	77	34686	No
73	GOM_NL__2PRFIN20081018_064437_000000382073_00063_34686_5148.N1	18-OCT-2008 06:44:37	Bright	38.000	68	18Alp Cas	2.2250	4500.0	76	34686	No
74	GOM_NL__2PRFIN20081018_064557_000000372073_00063_34686_5149.N1	18-OCT-2008 06:45:57	Bright	36.500	76	27Gam Cas	2.3000	30000.	73	34686	No
75	GOM_NL__2PRFIN20081018_065343_000000352073_00063_34686_5150.N1	18-OCT-2008 06:53:43	Bright	35.000	49	1Alp UMi	1.9900	6300.0	70	34686	No
76	GOM_NL__2PRFIN20081018_070158_000000382073_00063_34686_5151.N1	18-OCT-2008 07:01:58	Bright	37.500	36	50Alp UMa	1.8000	6300.0	75	34686	No
77	GOM_NL__2PRFIN20081018_070331_000000372073_00063_34686_5152.N1	18-OCT-2008 07:03:31	Bright	37.000	82	48Bet UMa	2.3650	10600.	74	34686	No
78	GOM_NL__2PRFIN20081018_070657_000000342073_00063_34686_5153.N1	18-OCT-2008 07:06:57	Bright	34.000	174	52Psi UMa	3.0040	4400.0	68	34686	No
79	GOM_NL__2PRFIN20081018_071444_000000392073_00063_34686_5154.N1	18-OCT-2008 07:14:44	Bright	38.500	51	41Gam1Leo	2.0100	4500.0	77	34686	No
80	GOM_NL__2PRFIN20081018_071722_000000592073_00063_34686_5155.N1	18-OCT-2008 07:17:22	Bright	59.000	22	32Alp Leo	1.3600	15200.	118	34686	No
81	GOM_NL__2PRFIN20081018_073428_000000452073_00063_34686_5156.N1	18-OCT-2008 07:34:28	Dark	44.500	65	Lam Vel	2.2040	4400.0	89	34686	No
82	GOM_NL__2PRFIN20081018_073745_000000502073_00064_34687_5153.N1	18-OCT-2008 07:37:45	Dark	50.000	34	Gam2Vel	1.7930	23000.	100	34687	No
83	GOM_NL__2PRFIN20081018_074323_000000472073_00064_34687_5154.N1	18-OCT-2008 07:43:23	Dark	46.500	2	Alp Car	-0.73600	7000.0	93	34687	No
84	GOM_NL__2PRFIN20081018_075048_000000372073_00064_34687_5155.N1	18-OCT-2008 07:50:48	Dark	37.000	143	Alp Hyi	2.8570	7200.0	74	34687	No
85	GOM_NL__2PRFIN20081018_075214_000000412073_00064_34687_5156.N1	18-OCT-2008 07:52:14	Dark	41.000	9	Alp Eri	0.45300	24000.	82	34687	No
86	GOM_NL__2PRFIN20081018_075458_000000442073_00064_34687_5157.N1	18-OCT-2008 07:54:58	Straylight	44.000	157	The1Eri	2.9060	9300.0	88	34687	No
87	GOM_NL__2PRFIN20081018_080346_000000432073_00064_34687_5158.N1	18-OCT-2008 08:03:46	Straylight	42.500	52	16Bet Cet	2.0370	4500.0	85	34687	No
88	GOM_NL__2PRFIN20081018_081321_000000362073_00064_34687_5159.N1	18-OCT-2008 08:13:21	Bright	35.500	140	88Gam Peg	2.8340	26000.	71	34687	No
89	GOM_NL__2PRFIN20081018_081717_000000362073_00064_34687_5160.N1	18-OCT-2008 08:17:17	Bright	36.000	58	21Alp And	2.0730	11000.	72	34687	No
90	GOM_NL__2PRFIN20081018_081936_000000402073_00064_34687_5161.N1	18-OCT-2008 08:19:36	Bright	39.500	53	43Bet And	2.0480	3300.0	79	34687	No
91	GOM_NL__2PRFIN20081018_082513_000000372073_00064_34687_5162.N1	18-OCT-2008 08:25:13	Bright	36.500	68	18Alp Cas	2.2250	4500.0	73	34687	No
92	GOM_NL__2PRFIN20081018_082633_000000382073_00064_34687_5163.N1	18-OCT-2008 08:26:33	Bright	37.500	76	27Gam Cas	2.3000	30000.	75	34687	No
93	GOM_NL__2PRFIN20081018_083419_000000372073_00064_34687_5164.N1	18-OCT-2008 08:34:19	Bright	36.500	49	1Alp UMi	1.9900	6300.0	73	34687	No
94	GOM_NL__2PRFIN20081018_084233_000000362073_00064_34687_5165.N1	18-OCT-2008 08:42:33	Bright	36.000	36	50Alp UMa	1.8000	6300.0	72	34687	No
95	GOM_NL__2PRFIN20081018_084407_000000352073_00064_34687_5166.N1	18-OCT-2008 08:44:07	Bright	34.500	82	48Bet UMa	2.3650	10600.	69	34687	No
96	GOM_NL__2PRFIN20081018_084733_000000352073_00064_34687_5167.N1	18-OCT-2008 08:47:33	Bright	35.000	174	52Psi UMa	3.0040	4400.0	70	34687	No
97	GOM_NL__2PRFIN20081018_085520_000000402073_00064_34687_5168.N1	18-OCT-2008 08:55:20	Bright	39.500	51	41Gam1Leo	2.0100	4500.0	79	34687	No
98	GOM_NL__2PRFIN20081018_085758_000000442073_00064_34687_5169.N1	18-OCT-2008 08:57:58	Bright	43.500	22	32Alp Leo	1.3600	15200.	87	34687	No
99	GOM_NL__2PRFIN20081018_091505_000000532073_00064_34687_5170.N1	18-OCT-2008 09:15:05	Dark	53.000	65	Lam Vel	2.2040	4400.0	106	34687	No
100	GOM_NL__2PRFIN20081018_091821_000000442073_00065_34688_5166.N1	18-OCT-2008 09:18:21	Dark	43.500	34	Gam2Vel	1.7930	23000.	87	34688	No
101	GOM_NL__2PRFIN20081018_092400_000000592073_00065_34688_5167.N1	18-OCT-2008 09:24:00	Dark	59.000	2	Alp Car	-0.73600	7000.0	118	34688	No

102	GOM_NL__2PRFIN20081018_093125_000000382073_00065_34688_5168.N1	18-OCT-2008 09:31:25	Dark	37.500	143	Alp Hyi	2.8570	7200.0	75	34688	No
103	GOM_NL__2PRFIN20081018_093251_000000432073_00065_34688_5169.N1	18-OCT-2008 09:32:51	Dark	42.500	9	Alp Eri	0.45300	24000.	85	34688	No
104	GOM_NL__2PRFIN20081018_093534_000000432073_00065_34688_5170.N1	18-OCT-2008 09:35:34	Straylight	43.000	157	The1Eri	2.9060	9300.0	86	34688	No
105	GOM_NL__2PRFIN20081018_094422_000000422073_00065_34688_5171.N1	18-OCT-2008 09:44:22	Straylight	42.000	52	16Bet Cet	2.0370	4500.0	84	34688	No
106	GOM_NL__2PRFIN20081018_095357_000000352073_00065_34688_5172.N1	18-OCT-2008 09:53:57	Bright	35.000	140	88Gam Peg	2.8340	26000.	70	34688	No
107	GOM_NL__2PRFIN20081018_095753_000000372073_00065_34688_5173.N1	18-OCT-2008 09:57:53	Bright	36.500	58	21Alp And	2.0730	11000.	73	34688	No
108	GOM_NL__2PRFIN20081018_100012_000000402073_00065_34688_5174.N1	18-OCT-2008 10:00:12	Bright	39.500	53	43Bet And	2.0480	3300.0	79	34688	No
109	GOM_NL__2PRFIN20081018_100549_000000372073_00065_34688_5175.N1	18-OCT-2008 10:05:49	Bright	37.000	68	18Alp Cas	2.2250	4500.0	74	34688	No
110	GOM_NL__2PRFIN20081018_100709_000000362073_00065_34688_5176.N1	18-OCT-2008 10:07:09	Bright	36.000	76	27Gam Cas	2.3000	30000.	72	34688	No
111	GOM_NL__2PRFIN20081018_101455_000000362073_00065_34688_5177.N1	18-OCT-2008 10:14:55	Bright	36.000	49	1Alp UMi	1.9900	6300.0	72	34688	No
112	GOM_NL__2PRFIN20081018_102309_000000362073_00065_34688_5178.N1	18-OCT-2008 10:23:09	Bright	36.000	36	50Alp UMa	1.8000	6300.0	72	34688	No
113	GOM_NL__2PRFIN20081018_102443_000000372073_00065_34688_5179.N1	18-OCT-2008 10:24:43	Bright	37.000	82	48Bet UMa	2.3650	10600.	74	34688	No
114	GOM_NL__2PRFIN20081018_102809_000000362073_00065_34688_5180.N1	18-OCT-2008 10:28:09	Bright	36.000	174	52Psi UMa	3.0040	4400.0	72	34688	No
115	GOM_NL__2PRFIN20081018_103556_000000372073_00065_34688_5181.N1	18-OCT-2008 10:35:56	Bright	36.500	51	41Gam1Leo	2.0100	4500.0	73	34688	No
116	GOM_NL__2PRFIN20081018_103834_000000422073_00065_34688_5182.N1	18-OCT-2008 10:38:34	Bright	42.000	22	32Alp Leo	1.3600	15200.	84	34688	No
117	GOM_NL__2PRFIN20081018_105541_000000422073_00065_34688_5183.N1	18-OCT-2008 10:55:41	Dark	42.000	65	Lam Vel	2.2040	4400.0	84	34688	No
118	GOM_NL__2PRFIN20081018_105858_000000442073_00066_34689_5177.N1	18-OCT-2008 10:58:58	Dark	43.500	34	Gam2Vel	1.7930	23000.	87	34689	No
119	GOM_NL__2PRFIN20081018_110437_000000482073_00066_34689_5178.N1	18-OCT-2008 11:04:37	Dark	47.500	2	Alp Car	-0.73600	7000.0	95	34689	No
120	GOM_NL__2PRFIN20081018_111201_000000372073_00066_34689_5179.N1	18-OCT-2008 11:12:01	Dark	36.500	143	Alp Hyi	2.8570	7200.0	73	34689	No
121	GOM_NL__2PRFIN20081018_111327_000000392073_00066_34689_5180.N1	18-OCT-2008 11:13:27	Dark	38.500	9	Alp Eri	0.45300	24000.	77	34689	No
122	GOM_NL__2PRFIN20081018_111610_000000442073_00066_34689_5181.N1	18-OCT-2008 11:16:10	Straylight	44.000	157	The1Eri	2.9060	9300.0	88	34689	No
123	GOM_NL__2PRFIN20081018_112458_000000402073_00066_34689_5182.N1	18-OCT-2008 11:24:58	Straylight	40.000	52	16Bet Cet	2.0370	4500.0	80	34689	No
124	GOM_NL__2PRFIN20081018_113433_000000362073_00066_34689_5183.N1	18-OCT-2008 11:34:33	Bright	35.500	140	88Gam Peg	2.8340	26000.	71	34689	No
125	GOM_NL__2PRFIN20081018_113828_000000362073_00066_34689_5184.N1	18-OCT-2008 11:38:28	Bright	36.000	58	21Alp And	2.0730	11000.	72	34689	No
126	GOM_NL__2PRFIN20081018_114047_000000392073_00066_34689_5185.N1	18-OCT-2008 11:40:47	Bright	38.500	53	43Bet And	2.0480	3300.0	77	34689	No
127	GOM_NL__2PRFIN20081018_114624_000000382073_00066_34689_5186.N1	18-OCT-2008 11:46:24	Bright	37.500	68	18Alp Cas	2.2250	4500.0	75	34689	No
128	GOM_NL__2PRFIN20081018_114744_000000372073_00066_34689_5187.N1	18-OCT-2008 11:47:44	Bright	37.000	76	27Gam Cas	2.3000	30000.	74	34689	No
129	GOM_NL__2PRFIN20081018_115530_000000372073_00066_34689_5188.N1	18-OCT-2008 11:55:30	Bright	36.500	49	1Alp UMi	1.9900	6300.0	73	34689	No
130	GOM_NL__2PRFIN20081018_120345_000000342073_00066_34689_5189.N1	18-OCT-2008 12:03:45	Bright	34.000	36	50Alp UMa	1.8000	6300.0	68	34689	No
131	GOM_NL__2PRFIN20081018_120519_000000382073_00066_34689_5190.N1	18-OCT-2008 12:05:19	Bright	37.500	82	48Bet UMa	2.3650	10600.	75	34689	No
132	GOM_NL__2PRFIN20081018_120845_000000382073_00066_34689_5191.N1	18-OCT-2008 12:08:45	Bright	37.500	174	52Psi UMa	3.0040	4400.0	75	34689	No
133	GOM_NL__2PRFIN20081018_121632_000000392073_00066_34689_5192.N1	18-OCT-2008 12:16:32	Bright	39.000	51	41Gam1Leo	2.0100	4500.0	78	34689	No
134	GOM_NL__2PRFIN20081018_121911_000000592073_00066_34689_5193.N1	18-OCT-2008 12:19:11	Bright	59.000	22	32Alp Leo	1.3600	15200.	118	34689	No
135	GOM_NL__2PRFIN20081018_123618_000000492073_00066_34689_5194.N1	18-OCT-2008 12:36:18	Dark	48.500	65	Lam Vel	2.2040	4400.0	97	34689	No
136	GOM_NL__2PRFIN20081018_123934_000000442073_00067_34690_5198.N1	18-OCT-2008 12:39:34	Dark	43.500	34	Gam2Vel	1.7930	23000.	87	34690	No
137	GOM_NL__2PRFIN20081018_124514_000000472073_00067_34690_5199.N1	18-OCT-2008 12:45:14	Dark	46.500	2	Alp Car	-0.73600	7000.0	93	34690	No
138	GOM_NL__2PRFIN20081018_125237_000000372073_00067_34690_5200.N1	18-OCT-2008 12:52:37	Dark	36.500	143	Alp Hyi	2.8570	7200.0	73	34690	No
139	GOM_NL__2PRFIN20081018_125403_000000392073_00067_34690_5201.N1	18-OCT-2008 12:54:03	Dark	38.500	9	Alp Eri	0.45300	24000.	77	34690	No
140	GOM_NL__2PRFIN20081018_125647_000000452073_00067_34690_5202.N1	18-OCT-2008 12:56:47	Straylight	45.000	157	The1Eri	2.9060	9300.0	90	34690	No
141	GOM_NL__2PRFIN20081018_130534_000000442073_00067_34690_5203.N1	18-OCT-2008 13:05:34	Straylight	44.000	52	16Bet Cet	2.0370	4500.0	88	34690	No
142	GOM_NL__2PRFIN20081018_131508_000000352073_00067_34690_5204.N1	18-OCT-2008 13:15:08	Bright	35.000	140	88Gam Peg	2.8340	26000.	70	34690	No
143	GOM_NL__2PRFIN20081018_131904_000000372073_00067_34690_5205.N1	18-OCT-2008 13:19:04	Bright	36.500	58	21Alp And	2.0730	11000.	73	34690	No
144	GOM_NL__2PRFIN20081018_132123_000000402073_00067_34690_5206.N1	18-OCT-2008 13:21:23	Bright	39.500	53	43Bet And	2.0480	3300.0	79	34690	No
145	GOM_NL__2PRFIN20081018_132700_000000382073_00067_34690_5207.N1	18-OCT-2008 13:27:00	Bright	37.500	68	18Alp Cas	2.2250	4500.0	75	34690	No
146	GOM_NL__2PRFIN20081018_132820_000000382073_00067_34690_5208.N1	18-OCT-2008 13:28:20	Bright	37.500	76	27Gam Cas	2.3000	30000.	75	34690	No
147	GOM_NL__2PRFIN20081018_133606_000000342073_00067_34690_5209.N1	18-OCT-2008 13:36:06	Bright	33.500	49	1Alp UMi	1.9900	6300.0	67	34690	No
148	GOM_NL__2PRFIN20081018_134421_000000382073_00067_34690_5210.N1	18-OCT-2008 13:44:21	Bright	38.000	36	50Alp UMa	1.8000	6300.0	76	34690	No
149	GOM_NL__2PRFIN20081018_134555_000000372073_00067_34690_5211.N1	18-OCT-2008 13:45:55	Bright	36.500	82	48Bet UMa	2.3650	10600.	73	34690	No
150	GOM_NL__2PRFIN20081018_134921_000000362073_00067_34690_5212.N1	18-OCT-2008 13:49:21	Bright	35.500	174	52Psi UMa	3.0040	4400.0	71	34690	No
151	GOM_NL__2PRFIN20081018_135708_000000402073_00067_34690_5213.N1	18-OCT-2008 13:57:08	Bright	40.000	51	41Gam1Leo	2.0100	4500.0	80	34690	No
152	GOM_NL__2PRFIN20081018_135947_000000412073_00067_34690_5214.N1	18-OCT-2008 13:59:47	Bright	41.000	22	32Alp Leo	1.3600	15200.	82	34690	No
153	GOM_NL__2PRFIN20081018_141654_000000502073_00067_34690_5215.N1	18-OCT-2008 14:16:54	Dark	49.500	65	Lam Vel	2.2040	4400.0	99	34690	No
154	GOM_NL__2PRFIN20081018_141853_000000392073_00067_34690_5216.N1	18-OCT-2008 14:18:53	Dark	38.500	91	Kap Vel	2.4900	26000.	77	34690	No
155	GOM_NL__2PRFIN20081018_142011_000000432073_00068_34691_5213.N1	18-OCT-2008 14:20:11	Dark	43.000	34	Gam2Vel	1.7930	23000.	86	34691	No
156	GOM_NL__2PRFIN20081018_142550_000000502073_00068_34691_5214.N1	18-OCT-2008 14:25:50	Dark	49.500	2	Alp Car	-0.73600	7000.0	99	34691	No
157	GOM_NL__2PRFIN20081018_143313_000000382073_00068_34691_5215.N1	18-OCT-2008 14:33:13	Dark	37.500	143	Alp Hyi	2.8570	7200.0	75	34691	No
158	GOM_NL__2PRFIN20081018_143439_000000452073_00068_34691_5216.N1	18-OCT-2008 14:34:39	Dark	45.000	9	Alp Eri	0.45300	24000.	90	34691	No
159	GOM_NL__2PRFIN20081018_143723_000000422073_00068_34691_5217.N1	18-OCT-2008 14:37:23	Straylight	42.000	157	The1Eri	2.9060	9300.0	84	34691	No
160	GOM_NL__2PRFIN20081018_144610_000000452073_00068_34691_5218.N1	18-OCT-2008 14:46:10	Straylight	44.500	52	16Bet Cet	2.0370	4500.0	89	34691	No

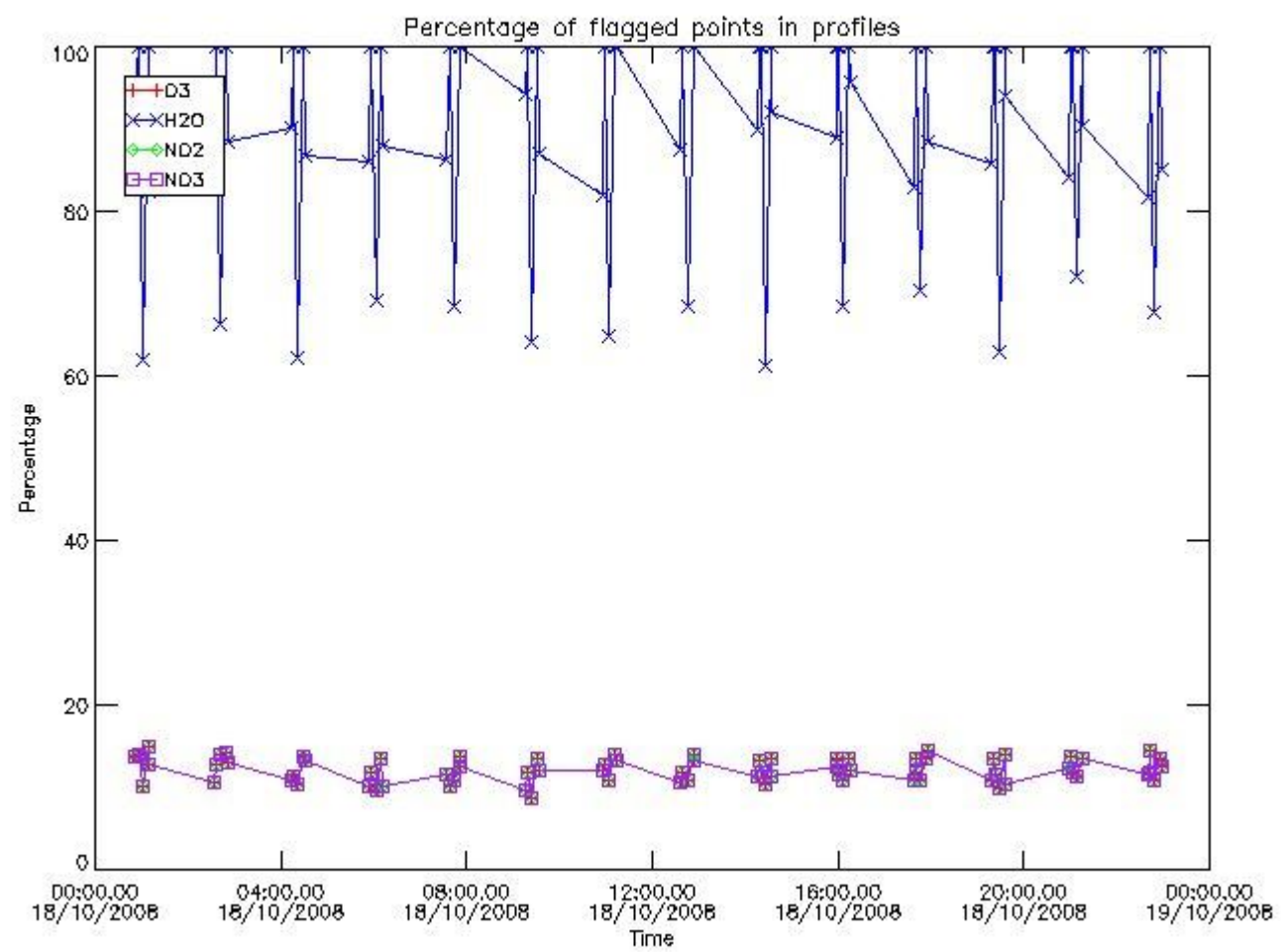
161	GOM_NL__2PRFIN20081018_145545_000000362073_00068_34691_5219.N1	18-OCT-2008 14:55:45	Bright	35.500	140	88Gam Peg	2.8340	26000.	71	34691	No
162	GOM_NL__2PRFIN20081018_145940_000000362073_00068_34691_5220.N1	18-OCT-2008 14:59:40	Bright	35.500	58	21Alp And	2.0730	11000.	71	34691	No
163	GOM_NL__2PRFIN20081018_150159_000000402073_00068_34691_5221.N1	18-OCT-2008 15:01:59	Bright	40.000	53	43Bet And	2.0480	3300.0	80	34691	No
164	GOM_NL__2PRFIN20081018_150736_000000382073_00068_34691_5222.N1	18-OCT-2008 15:07:36	Bright	37.500	68	18Alp Cas	2.2250	4500.0	75	34691	No
165	GOM_NL__2PRFIN20081018_150856_000000372073_00068_34691_5223.N1	18-OCT-2008 15:08:56	Bright	37.000	76	27Gam Cas	2.3000	30000.	74	34691	No
166	GOM_NL__2PRFIN20081018_151642_000000382073_00068_34691_5224.N1	18-OCT-2008 15:16:42	Bright	38.000	49	1Alp UMi	1.9900	6300.0	76	34691	No
167	GOM_NL__2PRFIN20081018_152457_000000392073_00068_34691_5225.N1	18-OCT-2008 15:24:57	Bright	38.500	36	50Alp UMa	1.8000	6300.0	77	34691	No
168	GOM_NL__2PRFIN20081018_152631_000000352073_00068_34691_5226.N1	18-OCT-2008 15:26:31	Bright	35.000	82	48Bet UMa	2.3650	10600.	70	34691	No
169	GOM_NL__2PRFIN20081018_152957_000000372073_00068_34691_5227.N1	18-OCT-2008 15:29:57	Bright	36.500	174	52Psi UMa	3.0040	4400.0	73	34691	No
170	GOM_NL__2PRFIN20081018_153745_000000402073_00068_34691_5228.N1	18-OCT-2008 15:37:45	Bright	40.000	51	41Gam1Leo	2.0100	4500.0	80	34691	No
171	GOM_NL__2PRFIN20081018_154023_000000592073_00068_34691_5229.N1	18-OCT-2008 15:40:23	Bright	59.000	22	32Alp Leo	1.3600	15200.	118	34691	No
172	GOM_NL__2PRFIN20081018_155731_000000412073_00068_34691_5230.N1	18-OCT-2008 15:57:31	Dark	41.000	65	Lam Vel	2.2040	4400.0	82	34691	No
173	GOM_NL__2PRFIN20081018_155929_000000382073_00068_34691_5231.N1	18-OCT-2008 15:59:29	Dark	38.000	91	Kap Vel	2.4900	26000.	76	34691	No
174	GOM_NL__2PRFIN20081018_160048_000000452073_00069_34692_5226.N1	18-OCT-2008 16:00:48	Dark	44.500	34	Gam2Vel	1.7930	23000.	89	34692	No
175	GOM_NL__2PRFIN20081018_160627_000000472073_00069_34692_5227.N1	18-OCT-2008 16:06:27	Dark	46.500	2	Alp Car	-0.73600	7000.0	93	34692	No
176	GOM_NL__2PRFIN20081018_161349_000000382073_00069_34692_5228.N1	18-OCT-2008 16:13:49	Dark	37.500	143	Alp Hyi	2.8570	7200.0	75	34692	No
177	GOM_NL__2PRFIN20081018_161515_000000472073_00069_34692_5229.N1	18-OCT-2008 16:15:15	Dark	46.500	9	Alp Eri	0.45300	24000.	93	34692	No
178	GOM_NL__2PRFIN20081018_161759_000000432073_00069_34692_5230.N1	18-OCT-2008 16:17:59	Straylight	43.000	157	The1Eri	2.9060	9300.0	86	34692	No
179	GOM_NL__2PRFIN20081018_162647_000000442073_00069_34692_5231.N1	18-OCT-2008 16:26:47	Straylight	44.000	52	16Bet Cet	2.0370	4500.0	88	34692	No
180	GOM_NL__2PRFIN20081018_163621_000000352073_00069_34692_5232.N1	18-OCT-2008 16:36:21	Bright	35.000	140	88Gam Peg	2.8340	26000.	70	34692	No
181	GOM_NL__2PRFIN20081018_164016_000000372073_00069_34692_5233.N1	18-OCT-2008 16:40:16	Bright	36.500	58	21Alp And	2.0730	11000.	73	34692	No
182	GOM_NL__2PRFIN20081018_164234_000000382073_00069_34692_5234.N1	18-OCT-2008 16:42:34	Bright	37.500	53	43Bet And	2.0480	3300.0	75	34692	No
183	GOM_NL__2PRFIN20081018_164812_000000382073_00069_34692_5235.N1	18-OCT-2008 16:48:12	Bright	37.500	68	18Alp Cas	2.2250	4500.0	75	34692	No
184	GOM_NL__2PRFIN20081018_164931_000000372073_00069_34692_5236.N1	18-OCT-2008 16:49:31	Bright	37.000	76	27Gam Cas	2.3000	30000.	74	34692	No
185	GOM_NL__2PRFIN20081018_165718_000000372073_00069_34692_5237.N1	18-OCT-2008 16:57:18	Bright	37.000	49	1Alp UMi	1.9900	6300.0	74	34692	No
186	GOM_NL__2PRFIN20081018_170533_000000362073_00069_34692_5238.N1	18-OCT-2008 17:05:33	Bright	36.000	36	50Alp UMa	1.8000	6300.0	72	34692	No
187	GOM_NL__2PRFIN20081018_170707_000000372073_00069_34692_5239.N1	18-OCT-2008 17:07:07	Bright	36.500	82	48Bet UMa	2.3650	10600.	73	34692	No
188	GOM_NL__2PRFIN20081018_171033_000000352073_00069_34692_5240.N1	18-OCT-2008 17:10:33	Bright	34.500	174	52Psi UMa	3.0040	4400.0	69	34692	No
189	GOM_NL__2PRFIN20081018_171821_000000402073_00069_34692_5241.N1	18-OCT-2008 17:18:21	Bright	40.000	51	41Gam1Leo	2.0100	4500.0	80	34692	No
190	GOM_NL__2PRFIN20081018_172100_000000592073_00069_34692_5242.N1	18-OCT-2008 17:21:00	Bright	59.000	22	32Alp Leo	1.3600	15200.	118	34692	No
191	GOM_NL__2PRFIN20081018_173808_000000482073_00069_34692_5243.N1	18-OCT-2008 17:38:08	Dark	47.500	65	Lam Vel	2.2040	4400.0	95	34692	No
192	GOM_NL__2PRFIN20081018_174006_000000382073_00069_34692_5244.N1	18-OCT-2008 17:40:06	Dark	38.000	91	Kap Vel	2.4900	26000.	76	34692	No
193	GOM_NL__2PRFIN20081018_174125_000000432073_00070_34693_5241.N1	18-OCT-2008 17:41:25	Dark	43.000	34	Gam2Vel	1.7930	23000.	86	34693	No
194	GOM_NL__2PRFIN20081018_174704_000000482073_00070_34693_5242.N1	18-OCT-2008 17:47:04	Dark	47.500	2	Alp Car	-0.73600	7000.0	95	34693	No
195	GOM_NL__2PRFIN20081018_175426_000000382073_00070_34693_5243.N1	18-OCT-2008 17:54:26	Dark	38.000	143	Alp Hyi	2.8570	7200.0	76	34693	No
196	GOM_NL__2PRFIN20081018_175551_000000392073_00070_34693_5244.N1	18-OCT-2008 17:55:51	Dark	39.000	9	Alp Eri	0.45300	24000.	78	34693	No
197	GOM_NL__2PRFIN20081018_175836_000000432073_00070_34693_5245.N1	18-OCT-2008 17:58:36	Straylight	42.500	157	The1Eri	2.9060	9300.0	85	34693	No
198	GOM_NL__2PRFIN20081018_180723_000000442073_00070_34693_5246.N1	18-OCT-2008 18:07:23	Straylight	43.500	52	16Bet Cet	2.0370	4500.0	87	34693	No
199	GOM_NL__2PRFIN20081018_181657_000000362073_00070_34693_5247.N1	18-OCT-2008 18:16:57	Bright	36.000	140	88Gam Peg	2.8340	26000.	72	34693	No
200	GOM_NL__2PRFIN20081018_182052_000000372073_00070_34693_5248.N1	18-OCT-2008 18:20:52	Bright	36.500	58	21Alp And	2.0730	11000.	73	34693	No
201	GOM_NL__2PRFIN20081018_182310_000000402073_00070_34693_5249.N1	18-OCT-2008 18:23:10	Bright	39.500	53	43Bet And	2.0480	3300.0	79	34693	No
202	GOM_NL__2PRFIN20081018_182848_000000542073_00070_34693_5250.N1	18-OCT-2008 18:28:48	Bright	54.000	68	18Alp Cas	2.2250	4500.0	108	34693	No
203	GOM_NL__2PRFIN20081018_183007_000000382073_00070_34693_5251.N1	18-OCT-2008 18:30:07	Bright	38.000	76	27Gam Cas	2.3000	30000.	76	34693	No
204	GOM_NL__2PRFIN20081018_183754_000000372073_00070_34693_5252.N1	18-OCT-2008 18:37:54	Bright	36.500	49	1Alp UMi	1.9900	6300.0	73	34693	No
205	GOM_NL__2PRFIN20081018_184609_000000382073_00070_34693_5253.N1	18-OCT-2008 18:46:09	Bright	38.000	36	50Alp UMa	1.8000	6300.0	76	34693	No
206	GOM_NL__2PRFIN20081018_184743_000000362073_00070_34693_5254.N1	18-OCT-2008 18:47:43	Bright	35.500	82	48Bet UMa	2.3650	10600.	71	34693	No
207	GOM_NL__2PRFIN20081018_185109_000000382073_00070_34693_5255.N1	18-OCT-2008 18:51:09	Bright	37.500	174	52Psi UMa	3.0040	4400.0	75	34693	No
208	GOM_NL__2PRFIN20081018_185857_000000582073_00070_34693_5256.N1	18-OCT-2008 18:58:57	Bright	58.000	51	41Gam1Leo	2.0100	4500.0	116	34693	No
209	GOM_NL__2PRFIN20081018_190136_000000512073_00070_34693_5257.N1	18-OCT-2008 19:01:36	Bright	51.000	22	32Alp Leo	1.3600	15200.	102	34693	No
210	GOM_NL__2PRFIN20081018_191844_000000472073_00070_34693_5258.N1	18-OCT-2008 19:18:44	Dark	46.500	65	Lam Vel	2.2040	4400.0	93	34693	No
211	GOM_NL__2PRFIN20081018_192042_000000382073_00070_34693_5259.N1	18-OCT-2008 19:20:42	Dark	38.000	91	Kap Vel	2.4900	26000.	76	34693	No
212	GOM_NL__2PRFIN20081018_192202_000000452073_00071_34694_5253.N1	18-OCT-2008 19:22:02	Dark	44.500	34	Gam2Vel	1.7930	23000.	89	34694	No
213	GOM_NL__2PRFIN20081018_192741_000000522073_00071_34694_5254.N1	18-OCT-2008 19:27:41	Dark	51.500	2	Alp Car	-0.73600	7000.0	103	34694	No
214	GOM_NL__2PRFIN20081018_193502_000000372073_00071_34694_5255.N1	18-OCT-2008 19:35:02	Dark	36.500	143	Alp Hyi	2.8570	7200.0	73	34694	No
215	GOM_NL__2PRFIN20081018_193628_000000492073_00071_34694_5256.N1	18-OCT-2008 19:36:28	Dark	49.000	9	Alp Eri	0.45300	24000.	98	34694	No
216	GOM_NL__2PRFIN20081018_193912_000000452073_00071_34694_5257.N1	18-OCT-2008 19:39:12	Straylight	44.500	157	The1Eri	2.9060	9300.0	89	34694	No
217	GOM_NL__2PRFIN20081018_194759_000000412073_00071_34694_5258.N1	18-OCT-2008 19:47:59	Straylight	41.000	52	16Bet Cet	2.0370	4500.0	82	34694	No
218	GOM_NL__2PRFIN20081018_195733_000000352073_00071_34694_5259.N1	18-OCT-2008 19:57:33	Bright	35.000	140	88Gam Peg	2.8340	26000.	70	34694	No
219	GOM_NL__2PRFIN20081018_200128_000000372073_00071_34694_5260.N1	18-OCT-2008 20:01:28	Bright	36.500	58	21Alp And	2.0730	11000.	73	34694	No

220	GOM_NL__2PRFIN20081018_200346_000000422073_00071_34694_5261.N1	18-OCT-2008 20:03:46	Bright	41.500	53	43Bet And	2.0480	3300.0	83	34694	No
221	GOM_NL__2PRFIN20081018_200923_000000392073_00071_34694_5262.N1	18-OCT-2008 20:09:23	Bright	38.500	68	18Alp Cas	2.2250	4500.0	77	34694	No
222	GOM_NL__2PRFIN20081018_201043_000000382073_00071_34694_5263.N1	18-OCT-2008 20:10:43	Bright	37.500	76	27Gam Cas	2.3000	30000.	75	34694	No
223	GOM_NL__2PRFIN20081018_201830_000000362073_00071_34694_5264.N1	18-OCT-2008 20:18:30	Bright	36.000	49	1Alp UMi	1.9900	6300.0	72	34694	No
224	GOM_NL__2PRFIN20081018_202645_000000362073_00071_34694_5265.N1	18-OCT-2008 20:26:45	Bright	35.500	36	50Alp UMa	1.8000	6300.0	71	34694	No
225	GOM_NL__2PRFIN20081018_202819_000000532073_00071_34694_5266.N1	18-OCT-2008 20:28:19	Bright	53.000	82	48Bet UMa	2.3650	10600.	106	34694	No
226	GOM_NL__2PRFIN20081018_203145_000000372073_00071_34694_5267.N1	18-OCT-2008 20:31:45	Bright	37.000	174	52Psi UMa	3.0040	4400.0	74	34694	No
227	GOM_NL__2PRFIN20081018_203933_000000412073_00071_34694_5268.N1	18-OCT-2008 20:39:33	Bright	40.500	51	41Gam1Leo	2.0100	4500.0	81	34694	No
228	GOM_NL__2PRFIN20081018_204212_000000422073_00071_34694_5269.N1	18-OCT-2008 20:42:12	Bright	41.500	22	32Alp Leo	1.3600	15200.	83	34694	No
229	GOM_NL__2PRFIN20081018_205921_000000422073_00071_34694_5270.N1	18-OCT-2008 20:59:21	Dark	41.500	65	Lam Vel	2.2040	4400.0	83	34694	No
230	GOM_NL__2PRFIN20081018_210118_000000372073_00071_34694_5271.N1	18-OCT-2008 21:01:18	Dark	37.000	91	Kap Vel	2.4900	26000.	74	34694	No
231	GOM_NL__2PRFIN20081018_210238_000000442073_00072_34695_5276.N1	18-OCT-2008 21:02:38	Dark	43.500	34	Gam2Vel	1.7930	23000.	87	34695	No
232	GOM_NL__2PRFIN20081018_210817_000000452073_00072_34695_5277.N1	18-OCT-2008 21:08:17	Dark	45.000	2	Alp Car	-0.73600	7000.0	90	34695	No
233	GOM_NL__2PRFIN20081018_211538_000000382073_00072_34695_5278.N1	18-OCT-2008 21:15:38	Dark	37.500	143	Alp Hyi	2.8570	7200.0	75	34695	No
234	GOM_NL__2PRFIN20081018_211704_000000422073_00072_34695_5279.N1	18-OCT-2008 21:17:04	Dark	41.500	9	Alp Eri	0.45300	24000.	83	34695	No
235	GOM_NL__2PRFIN20081018_211949_000000432073_00072_34695_5280.N1	18-OCT-2008 21:19:49	Straylight	43.000	157	The1Eri	2.9060	9300.0	86	34695	No
236	GOM_NL__2PRFIN20081018_212835_000000432073_00072_34695_5281.N1	18-OCT-2008 21:28:35	Straylight	42.500	52	16Bet Cet	2.0370	4500.0	85	34695	No
237	GOM_NL__2PRFIN20081018_213809_000000362073_00072_34695_5282.N1	18-OCT-2008 21:38:09	Bright	35.500	140	88Gam Peg	2.8340	26000.	71	34695	No
238	GOM_NL__2PRFIN20081018_214204_000000352073_00072_34695_5283.N1	18-OCT-2008 21:42:04	Bright	35.000	58	21Alp And	2.0730	11000.	70	34695	No
239	GOM_NL__2PRFIN20081018_214421_000000422073_00072_34695_5284.N1	18-OCT-2008 21:44:21	Bright	41.500	53	43Bet And	2.0480	3300.0	83	34695	No
240	GOM_NL__2PRFIN20081018_214959_000000382073_00072_34695_5285.N1	18-OCT-2008 21:49:59	Bright	37.500	68	18Alp Cas	2.2250	4500.0	75	34695	No
241	GOM_NL__2PRFIN20081018_215119_000000362073_00072_34695_5286.N1	18-OCT-2008 21:51:19	Bright	36.000	76	27Gam Cas	2.3000	30000.	72	34695	No
242	GOM_NL__2PRFIN20081018_215906_000000352073_00072_34695_5287.N1	18-OCT-2008 21:59:06	Bright	35.000	49	1Alp UMi	1.9900	6300.0	70	34695	No
243	GOM_NL__2PRFIN20081018_220721_000000382073_00072_34695_5288.N1	18-OCT-2008 22:07:21	Bright	38.000	36	50Alp UMa	1.8000	6300.0	76	34695	No
244	GOM_NL__2PRFIN20081018_220855_000000532073_00072_34695_5289.N1	18-OCT-2008 22:08:55	Bright	53.000	82	48Bet UMa	2.3650	10600.	106	34695	No
245	GOM_NL__2PRFIN20081018_221221_000000342073_00072_34695_5290.N1	18-OCT-2008 22:12:21	Bright	34.000	174	52Psi UMa	3.0040	4400.0	68	34695	No
246	GOM_NL__2PRFIN20081018_222009_000000402073_00072_34695_5291.N1	18-OCT-2008 22:20:09	Bright	39.500	51	41Gam1Leo	2.0100	4500.0	79	34695	No
247	GOM_NL__2PRFIN20081018_222249_000000592073_00072_34695_5292.N1	18-OCT-2008 22:22:49	Bright	58.500	22	32Alp Leo	1.3600	15200.	117	34695	No
248	GOM_NL__2PRFIN20081018_223957_000000442073_00072_34695_5293.N1	18-OCT-2008 22:39:57	Dark	44.000	65	Lam Vel	2.2040	4400.0	88	34695	No
249	GOM_NL__2PRFIN20081018_224155_000000392073_00072_34695_5294.N1	18-OCT-2008 22:41:55	Dark	39.000	91	Kap Vel	2.4900	26000.	78	34695	No
250	GOM_NL__2PRFIN20081018_224315_000000442073_00073_34696_5291.N1	18-OCT-2008 22:43:15	Dark	43.500	34	Gam2Vel	1.7930	23000.	87	34696	No
251	GOM_NL__2PRFIN20081018_224854_000000472073_00073_34696_5292.N1	18-OCT-2008 22:48:54	Dark	47.000	2	Alp Car	-0.73600	7000.0	94	34696	No
252	GOM_NL__2PRFIN20081018_225614_000000382073_00073_34696_5293.N1	18-OCT-2008 22:56:14	Dark	37.500	143	Alp Hyi	2.8570	7200.0	75	34696	No
253	GOM_NL__2PRFIN20081018_225740_000000412073_00073_34696_5294.N1	18-OCT-2008 22:57:40	Dark	40.500	9	Alp Eri	0.45300	24000.	81	34696	No
254	GOM_NL__2PRFIN20081018_230025_000000442073_00073_34696_5295.N1	18-OCT-2008 23:00:25	Straylight	44.000	157	The1Eri	2.9060	9300.0	88	34696	No
255	GOM_NL__2PRFIN20081018_230911_000000432073_00073_34696_5296.N1	18-OCT-2008 23:09:11	Straylight	42.500	52	16Bet Cet	2.0370	4500.0	85	34696	No
256	GOM_NL__2PRFIN20081018_231845_000000342073_00073_34696_5297.N1	18-OCT-2008 23:18:45	Bright	34.000	140	88Gam Peg	2.8340	26000.	68	34696	No
257	GOM_NL__2PRFIN20081018_232240_000000372073_00073_34696_5298.N1	18-OCT-2008 23:22:40	Bright	36.500	58	21Alp And	2.0730	11000.	73	34696	No
258	GOM_NL__2PRFIN20081018_232457_000000412073_00073_34696_5299.N1	18-OCT-2008 23:24:57	Bright	41.000	53	43Bet And	2.0480	3300.0	82	34696	No
259	GOM_NL__2PRFIN20081018_233035_000000342073_00073_34696_5300.N1	18-OCT-2008 23:30:35	Bright	34.000	68	18Alp Cas	2.2250	4500.0	68	34696	No
260	GOM_NL__2PRFIN20081018_233154_000000342073_00073_34696_5301.N1	18-OCT-2008 23:31:54	Bright	34.000	76	27Gam Cas	2.3000	30000.	68	34696	No
261	GOM_NL__2PRFIN20081018_233942_000000352073_00073_34696_5302.N1	18-OCT-2008 23:39:42	Bright	35.000	49	1Alp UMi	1.9900	6300.0	70	34696	No
262	GOM_NL__2PRFIN20081018_234757_000000382073_00073_34696_5303.N1	18-OCT-2008 23:47:57	Bright	38.000	36	50Alp UMa	1.8000	6300.0	76	34696	No
263	GOM_NL__2PRFIN20081018_234931_000000362073_00073_34696_5304.N1	18-OCT-2008 23:49:31	Bright	36.000	82	48Bet UMa	2.3650	10600.	72	34696	No
264	GOM_NL__2PRFIN20081018_235257_000000532073_00073_34696_5305.N1	18-OCT-2008 23:52:57	Bright	53.000	174	52Psi UMa	3.0040	4400.0	106	34696	No

3. Quality information per product

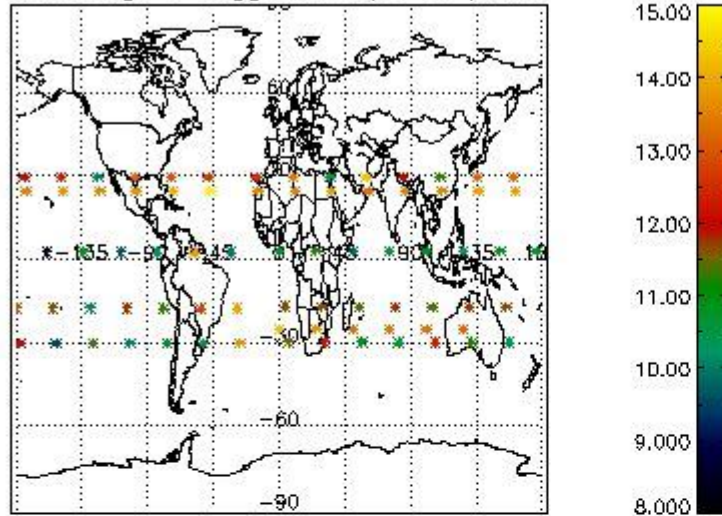
In this section it is plotted some information contained in the Quality Summary data set of the level 2 products. Only products in dark limb conditions and without errors (error flag in the MPH set to "0") are used.

3.1 Plot quality information per product (time dependant)

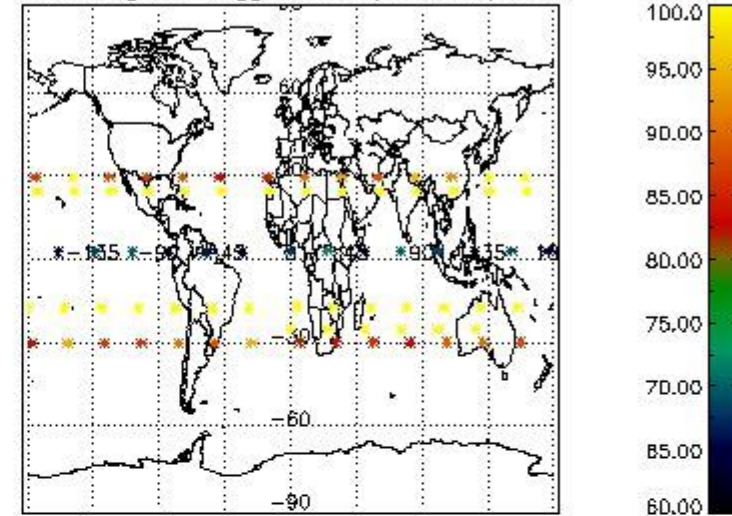


3.2 Plot quality information per product (world map)

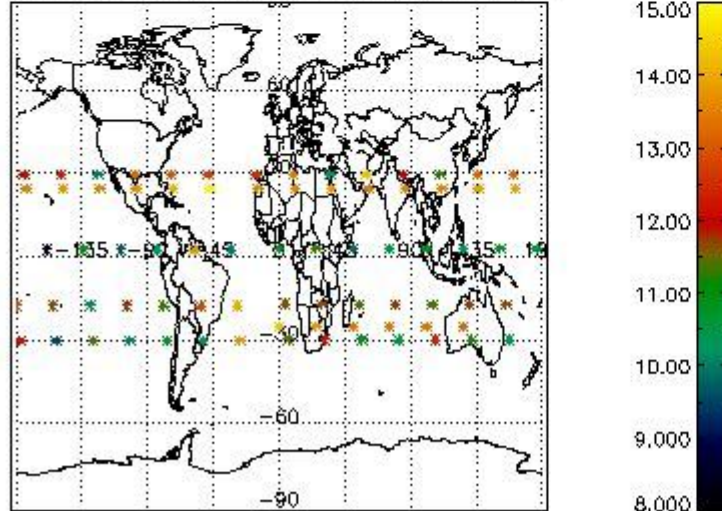
Percentage of flagged data per O3 profile



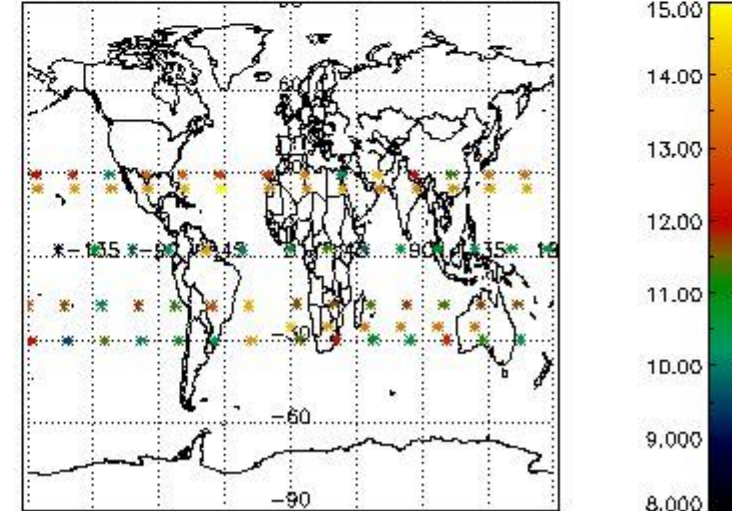
Percentage of flagged data per H2O profile



Percentage of flagged data per NO2 profile



Percentage of flagged data per NO3 profile

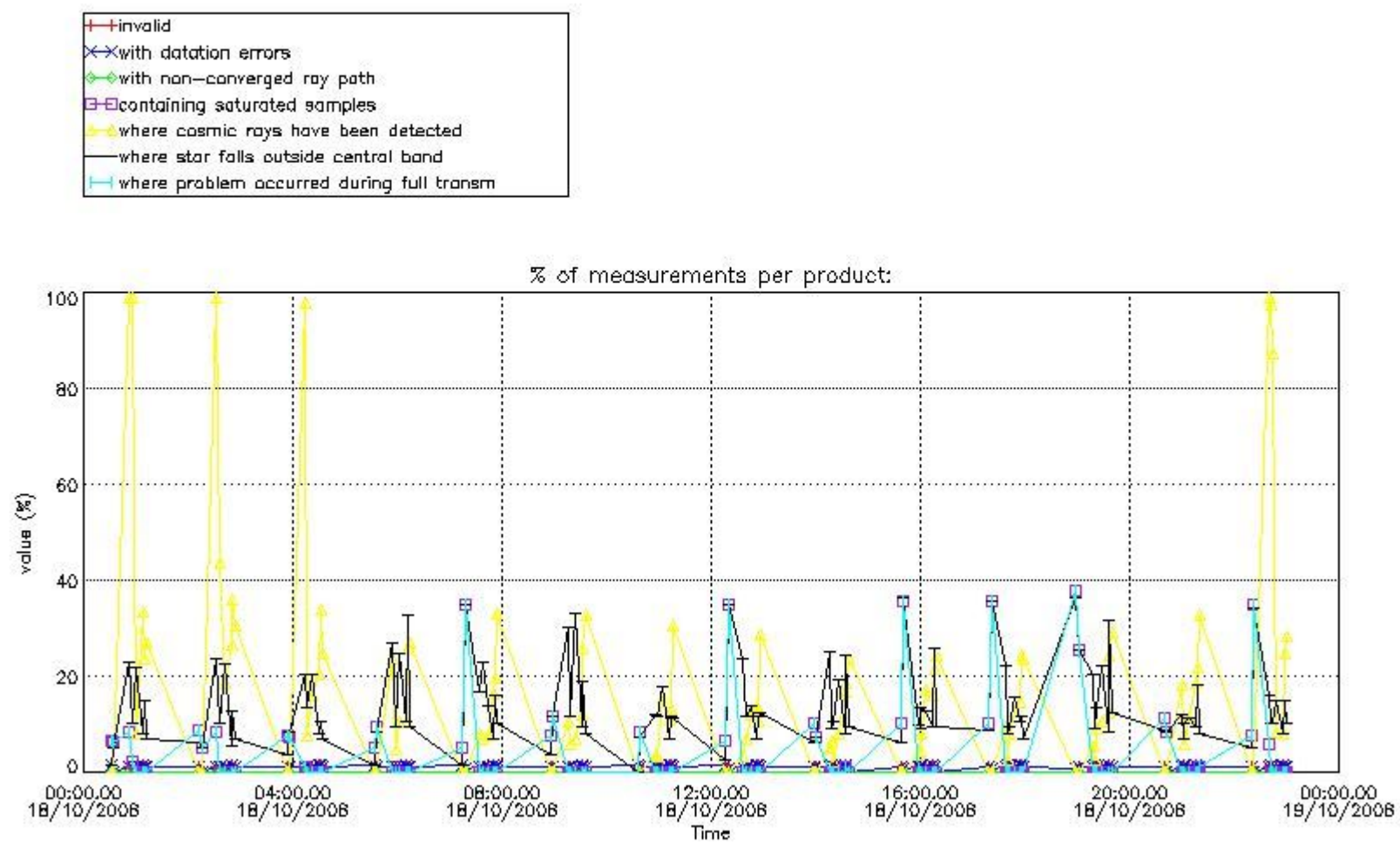


4. Level 1 quality information per product

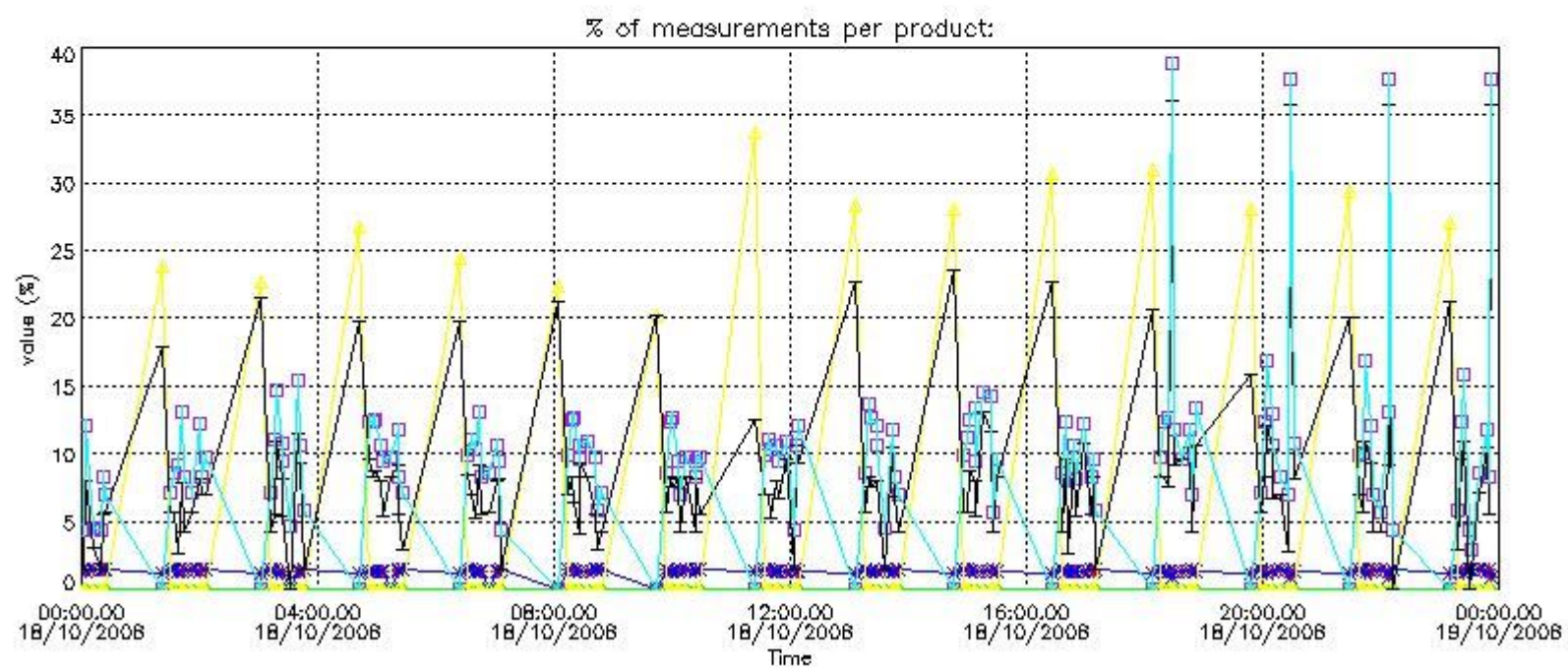
In this section it is plotted some information contained in the Quality Summary data set of the level 2 products that comes from the level 1b processing. Products without errors (error flag in the MPH set to "0") are used.

4.1 Plot quality information per product (time dependant) coming from level 1b processing

4.1.1 Plot level 1 quality information per product (time dependant): ENVISAT ASCENDING passes



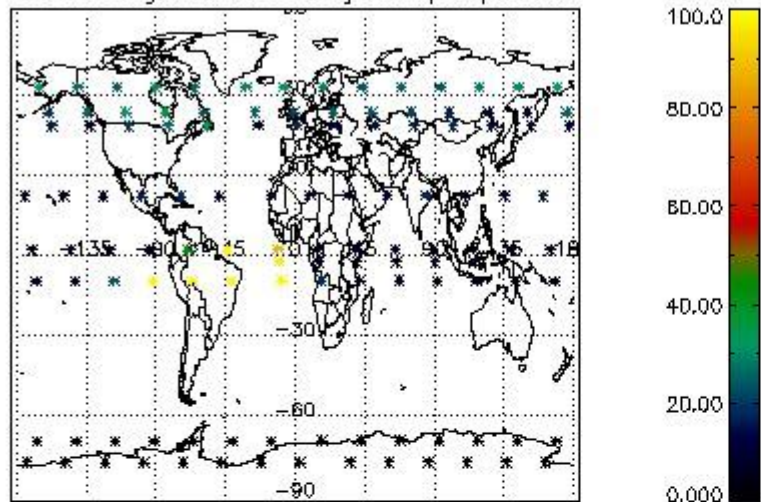
4.1.2 Plot level 1 quality information per product (time dependant): ENVI SAT DESCENDING passes



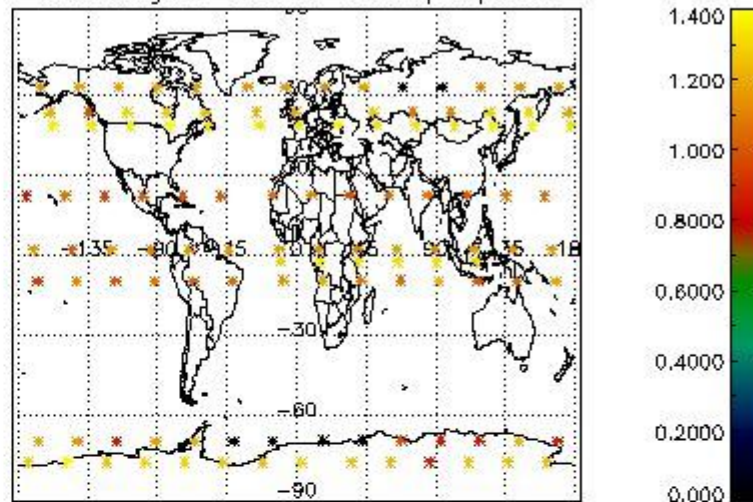
4.2 Plot quality information per product coming from level 1b processing (world map)

4.2.1 Plot level 1 quality information per product (world map): ENVISAT ASCENDING passes

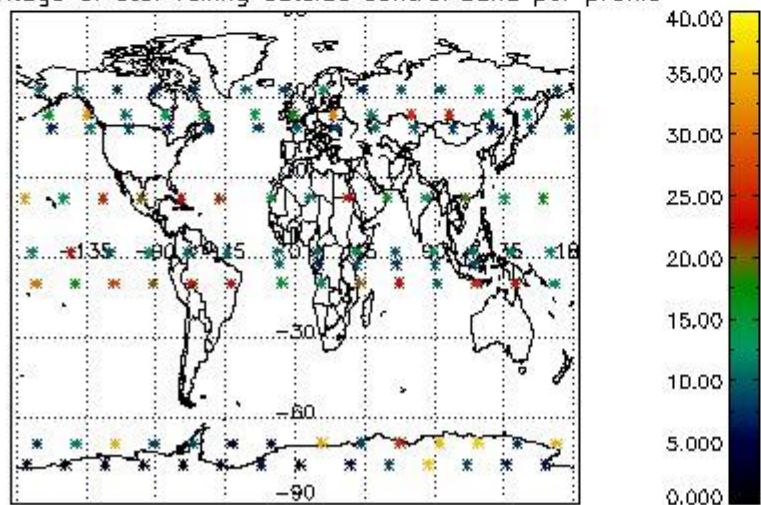
Percentage of cosmic ray hits per profile



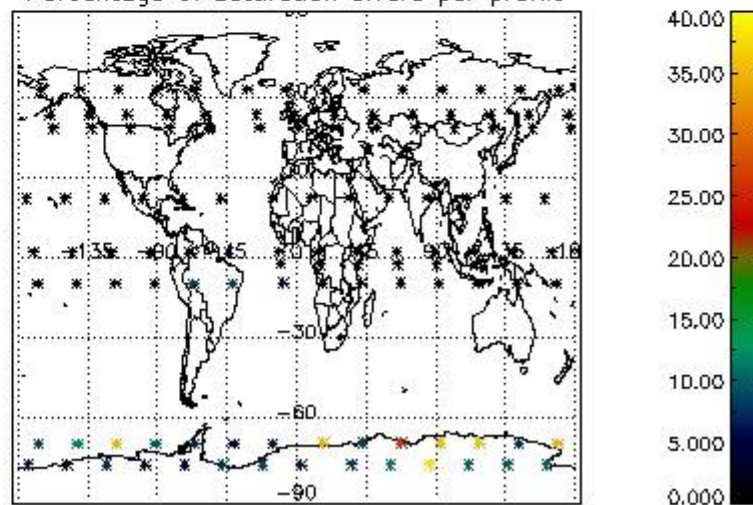
Percentage of datation errors per profile



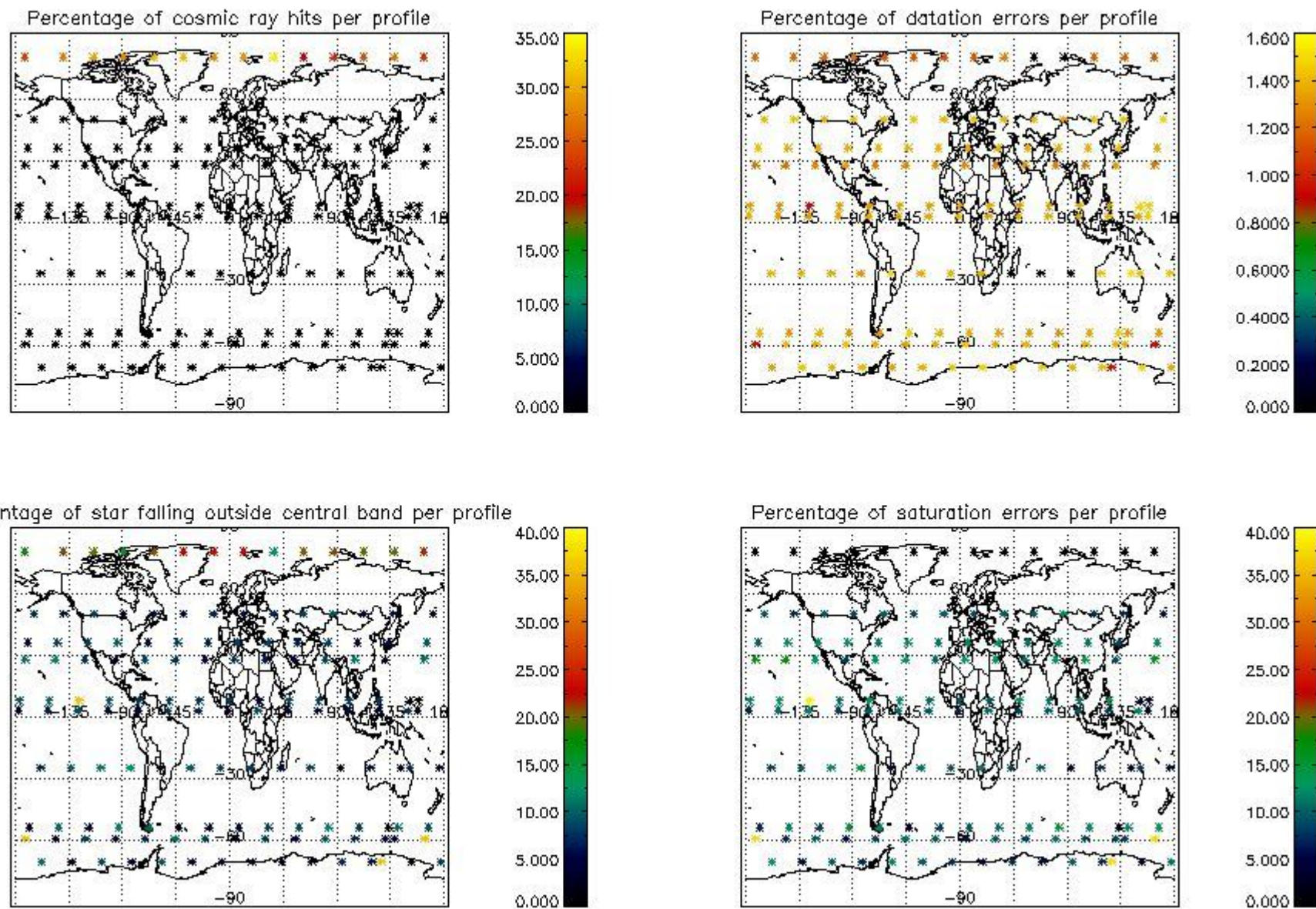
Percentage of star falling outside central band per profile



Percentage of saturation errors per profile



4.2.2 Plot level 1 quality information per product (world map): ENVISAT DESCENDING passes



5. Trace gas profiles

5.1 Ozone statistics based on quality of products

The final quality of the products can be "measured" using the STD (Standard Deviation) attached to every point profile. This information is written to the parameter GOM_NL__2P/NL_LOCAL_SPECIES_DENSITY/o3_std of the level 2 products. The table below shows the statistics for given STD ranges.

The statistics are given with respect to the overall valid production:

- Products without fatal errors: GOM_NL__2P/MPH/PRODUCT_ERR=0
- Valid point profile: GOM_NL__2P/NL_LOCAL_SPECIES_DENSITY/pcd(0)=0

The 'Criteria' is applied to valid points of dark limb products:

- Products in dark limb illumination condition: GOM_NL__2P/NL_SUMMARY_QUALITY/obs_ill_cond=0
- Products without fatal errors: GOM_NL__2P/MPH/PRODUCT_ERR=0
- Valid point profile: GOM_NL__2P/NL_LOCAL_SPECIES_DENSITY/pcd(0)=0

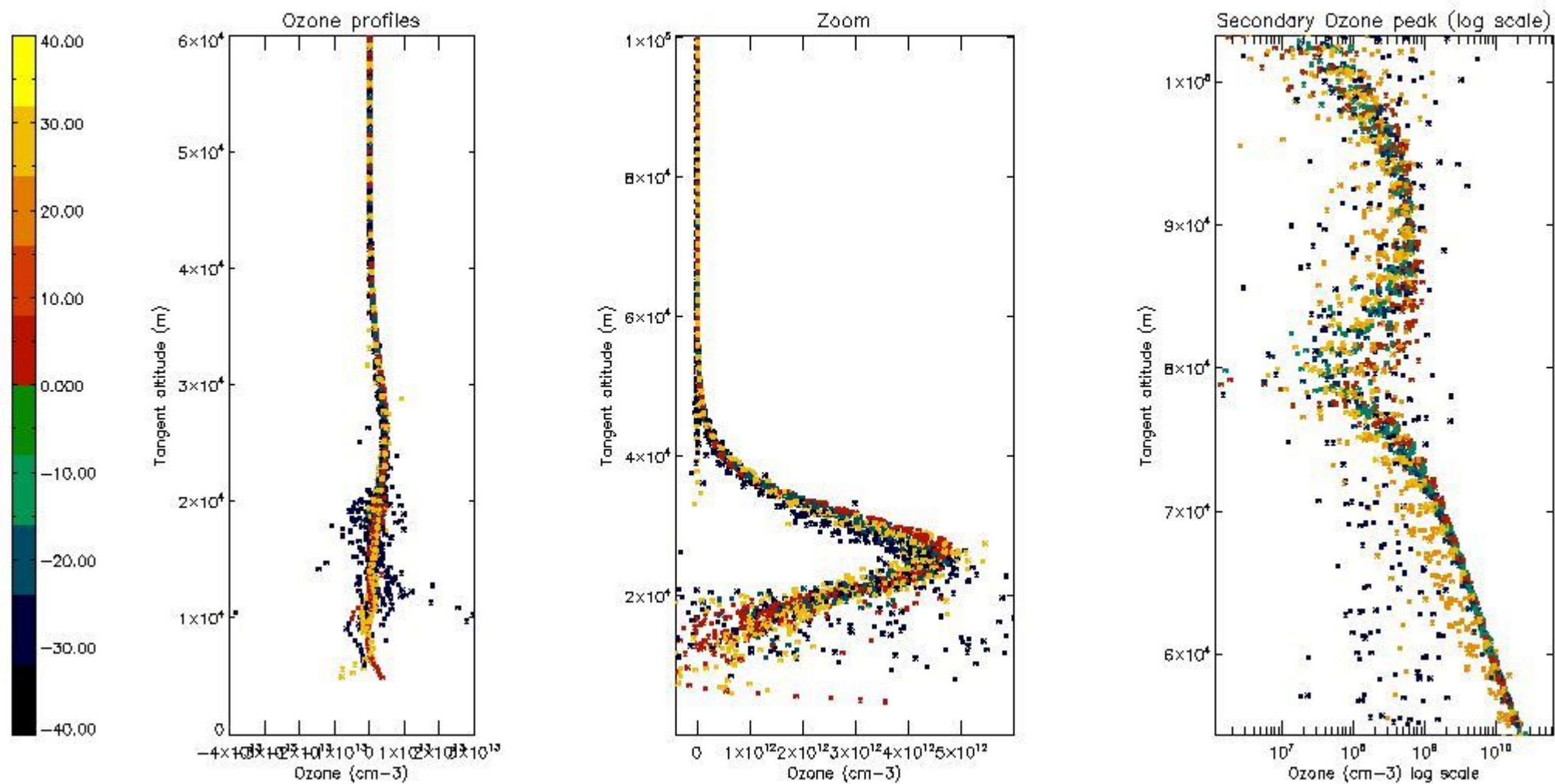
So, the table below shows the percentage of dark limb and valid observations for each criteria with respect to the overall valid daily observations.

Criteria	% of total production
All STD	32
STD < 20	19

STD < 10	15
STD < 5	12

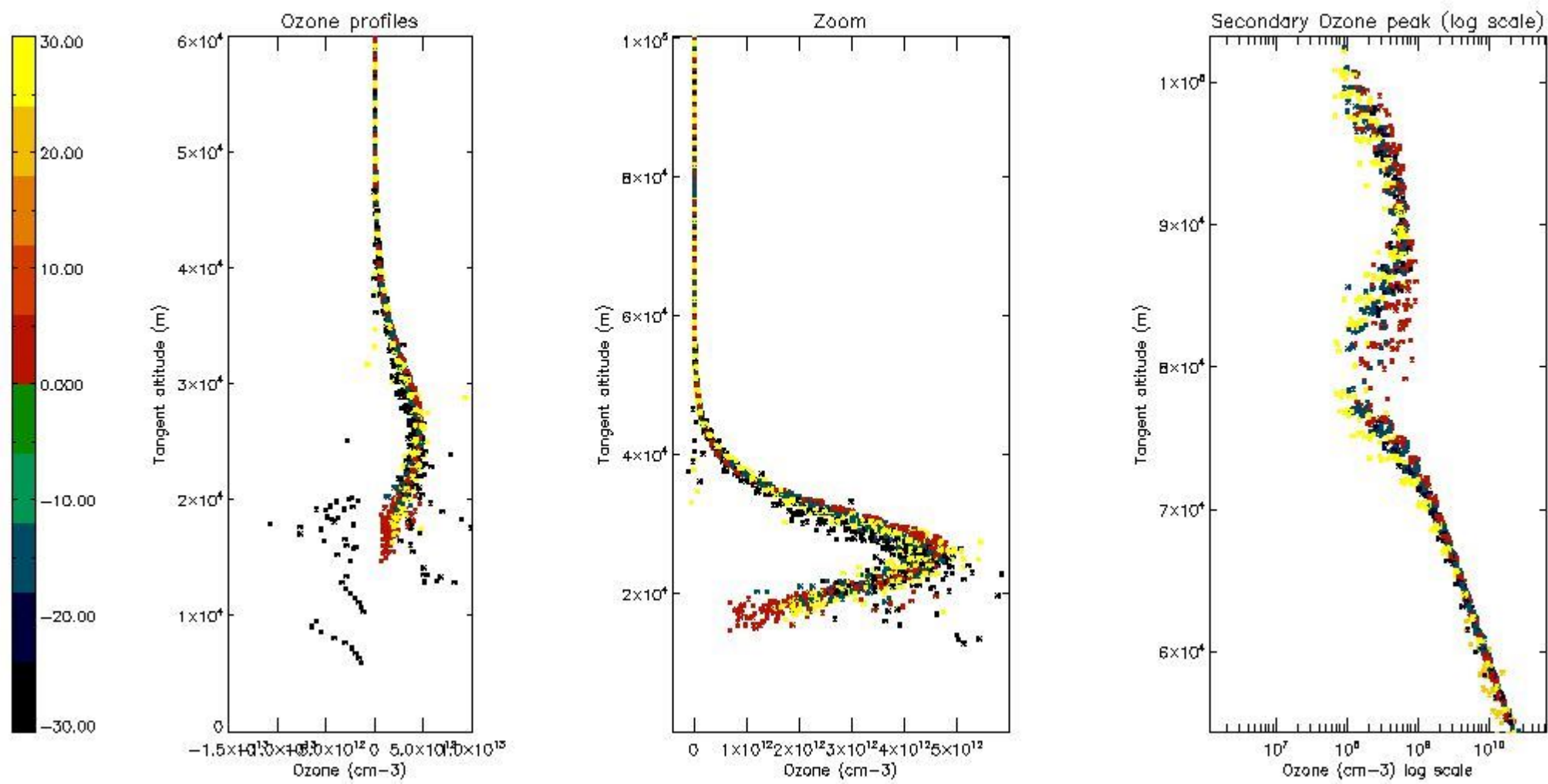
5.2 Plot ozone profiles for all STD (dark without errors)

The colorbar represents the latitude.



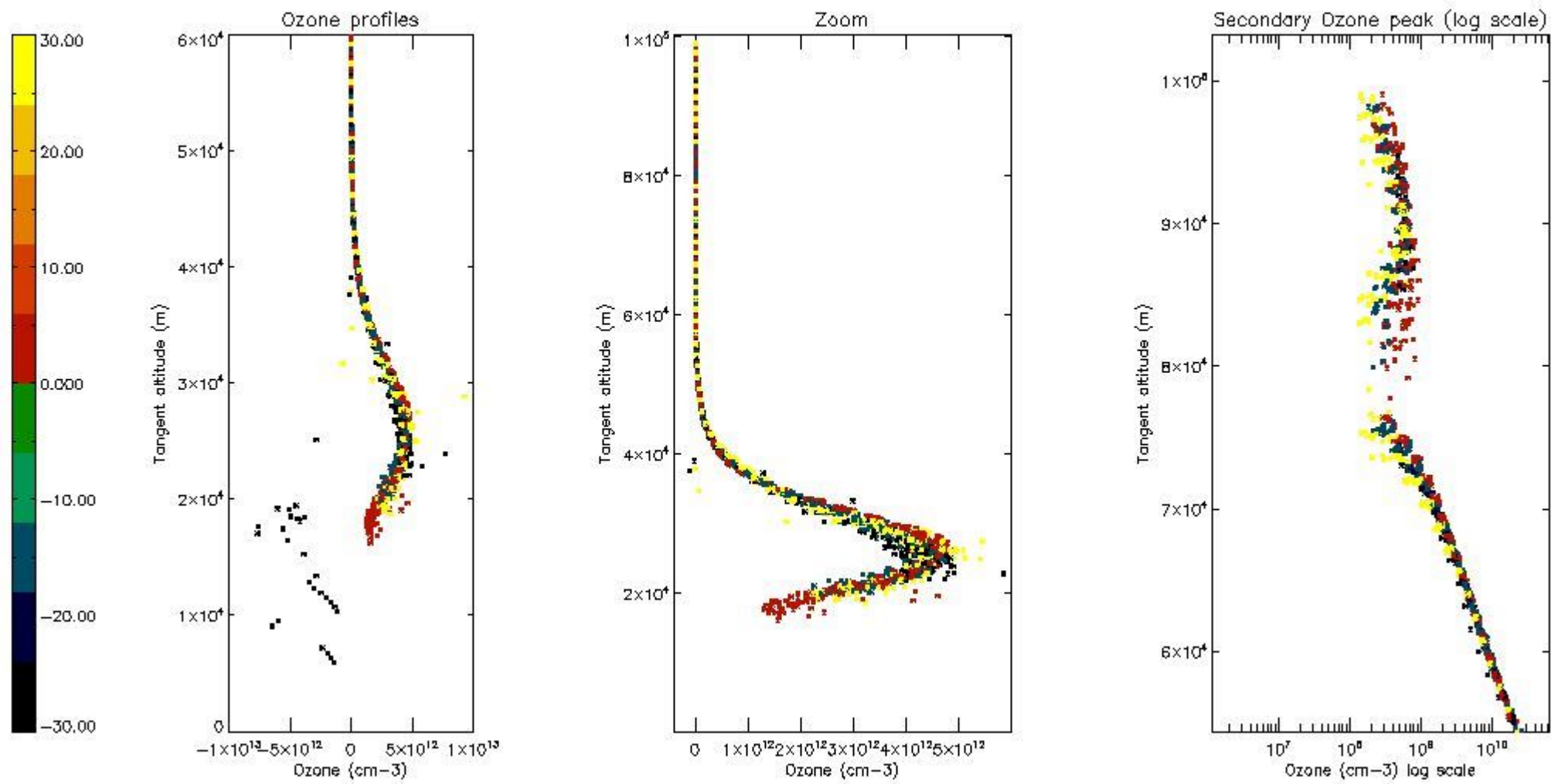
5.3 Plot ozone profiles where STD < 20% (dark without errors)

The colorbar represents the latitude.



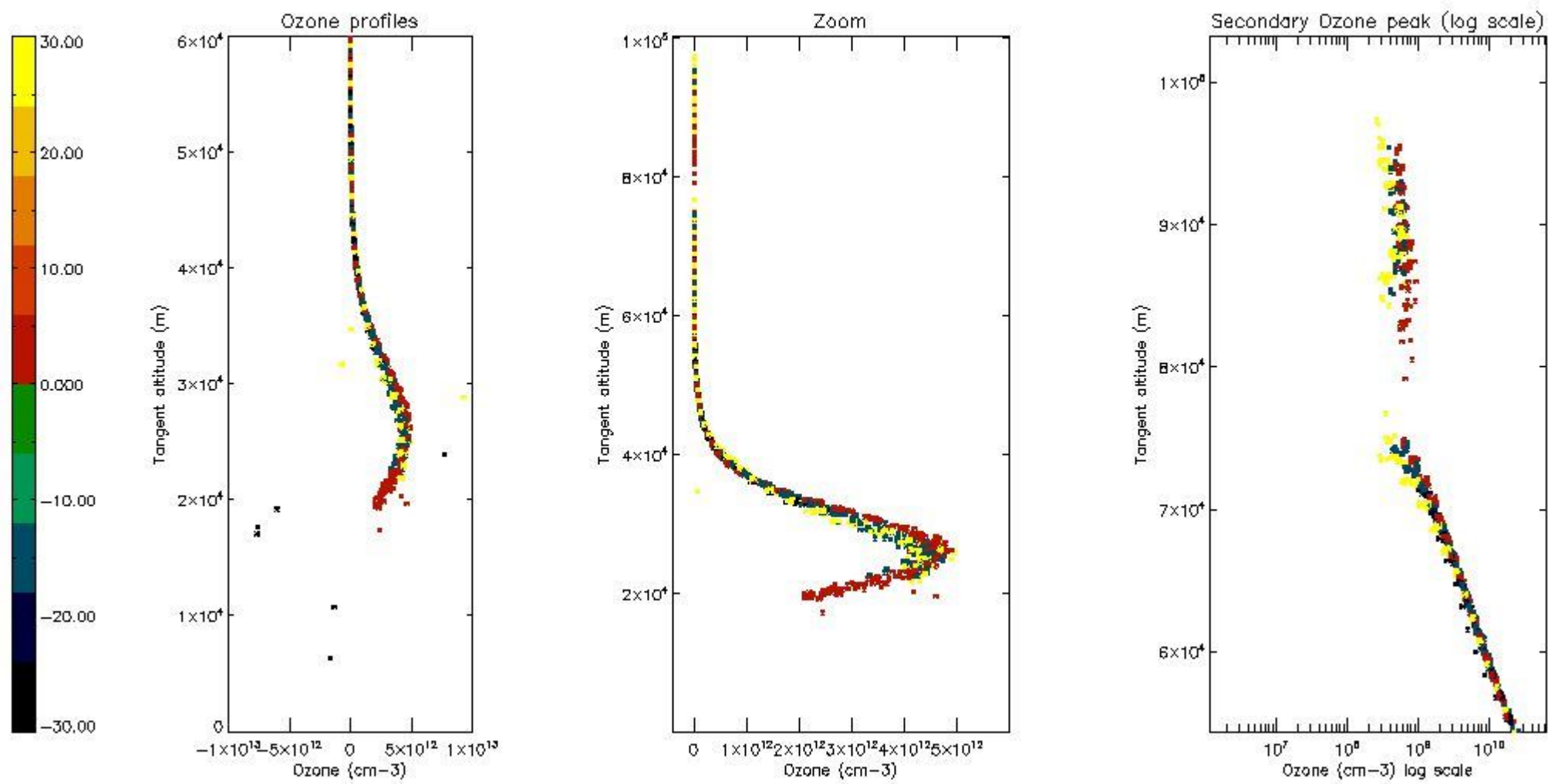
5.4 Plot ozone profiles where STD < 10% (dark without errors)

The colorbar represents the latitude.



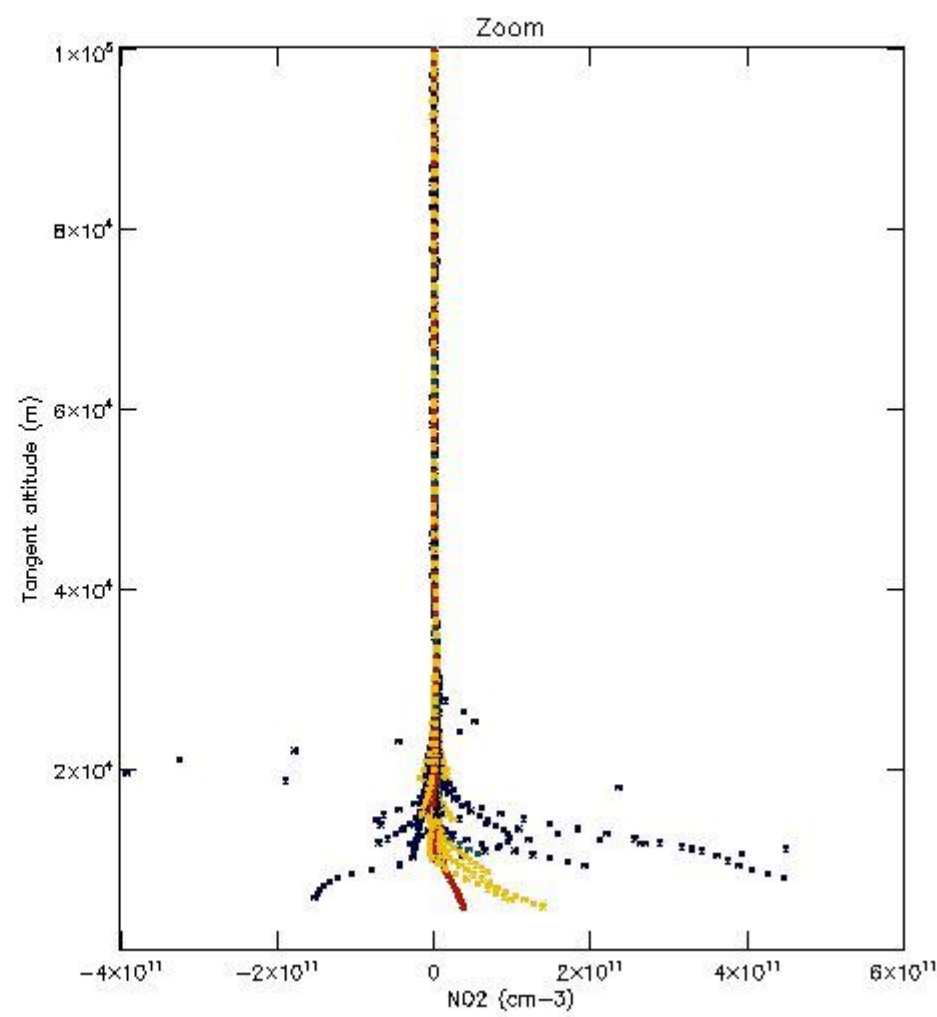
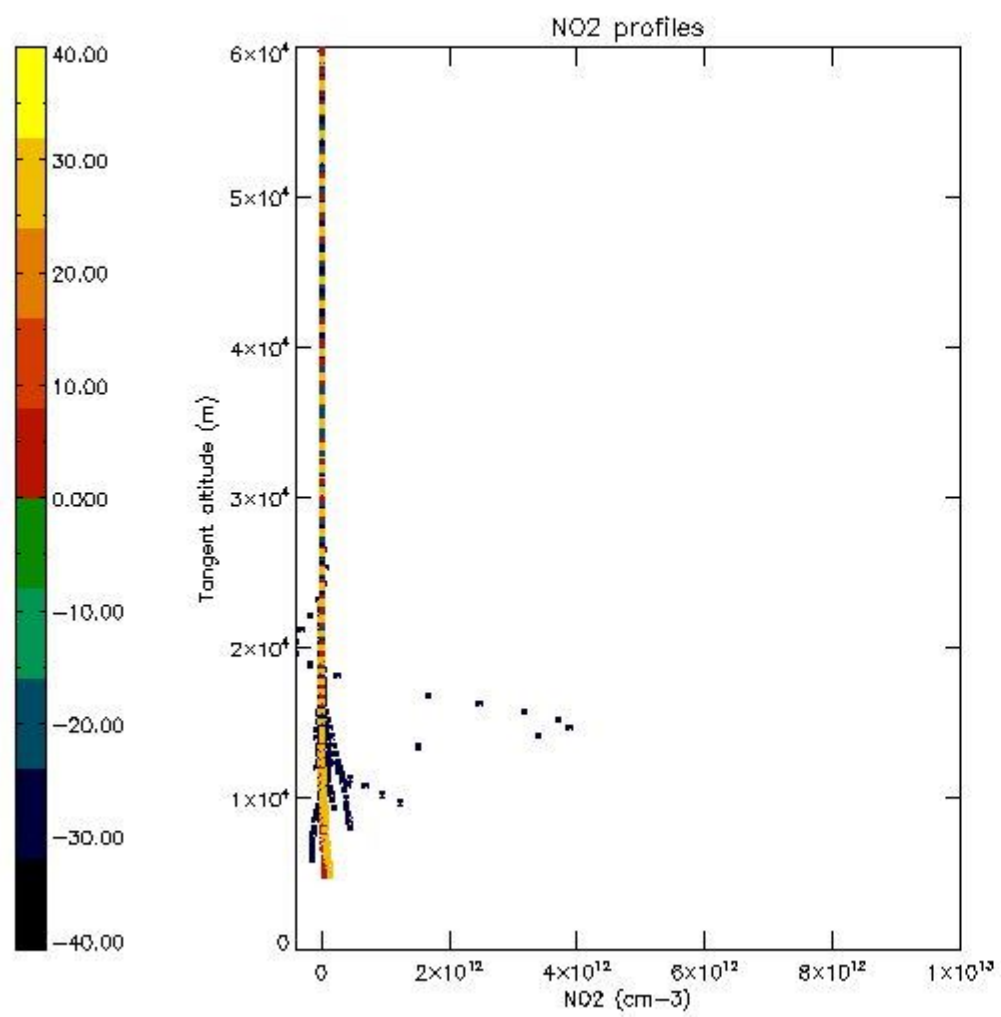
5.5 Plot ozone profiles where STD < 5% (dark without errors)

The colorbar represents the latitude.



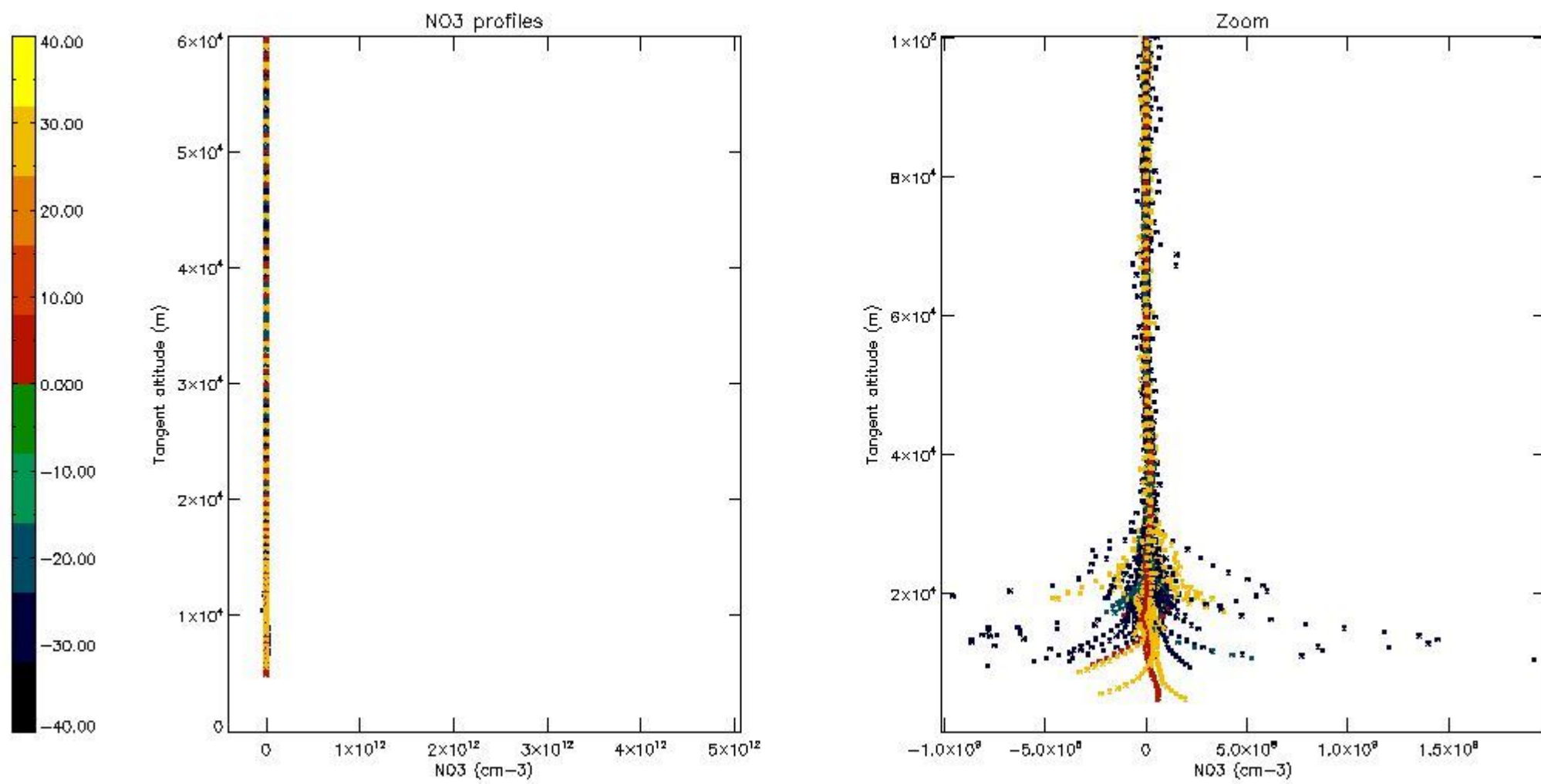
5.6 Plot NO₂ profiles for all STD (dark without errors)

The colorbar represents the latitude.



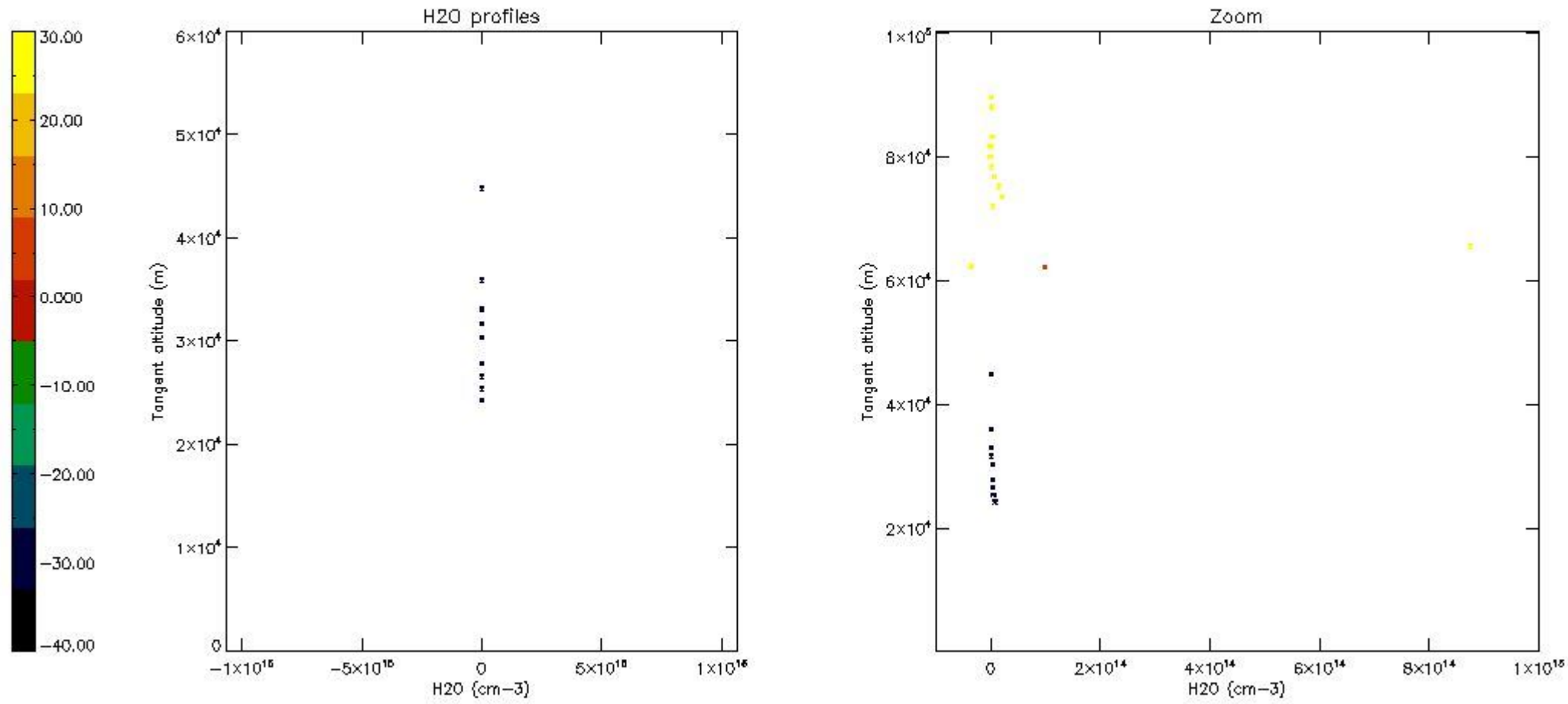
5.7 Plot NO3 profiles for all STD (dark without errors)

The colorbar represents the latitude.



5.8 Plot H₂O profiles for all STD (only for occultations of stars 1,2,3,4,13,14,16,26,63 dark without errors)

The colorbar represents the latitude.



6. Auxiliary Data Files used for the production reported in section 2

The number reported in the third column indicates since which file (see list in section 2) the corresponding auxiliary file has been used. The fourth column is the date of those product files.

Type	Auxiliary Filename	Used since product	Used since product date
INST_PHYS_CHARACTERISTICS	GOM_INS_AXVIEC20091111_143220_20030716_120000_20500101_000000	1	18-OCT-2008 00:02:14
LEVEL-2_PROC_CONFIG	GOM_PR2_AXVIEC20091111_152718_20020301_000000_20500101_000000	1	18-OCT-2008 00:02:14
CROSS_SECTIONS_FILE	GOM_CRS_AXVIEC20091111_154832_20020301_000000_20500101_000000	1	18-OCT-2008 00:02:14

GOMOS Level 2 Daily Report

SUMMARY

[1. General Info](#)

[2. Summary of processed GOM_NL_2P products](#)

[3. Level 2 Quality information per product](#)

[3.1 Plot of level 2 quality information per product \(time dependant\)](#)

[3.2 Plot of level 2 quality information per product \(world map\)](#)

[4. Level 1 Quality information per product \(stored on level 2 products\)](#)

[4.1 Plot of level 1 quality information per product \(time dependant\)](#)

[4.1.1 Plot of level 1 quality information per product \(time dependant\): ASCENDING](#)

[4.1.2 Plot of level 1 quality information per product \(time dependant\): DESCENDING](#)

[4.2 Plot of level 1 quality information per product \(world map\)](#)

[4.2.1 Plot of level 1 quality information per product \(world map\): ASCENDING](#)

[4.2.2 Plot of level 1 quality information per product \(world map\): DESCENDING](#)

[5. Ozone profiles based on quality statistics and other trace gas profiles](#)

[5.1 Ozone statistics based on quality of products](#)

[5.2 Plot ozone profiles for all STD \(dark without errors\)](#)

[5.3 Plot ozone profiles where STD < 20% \(dark without errors\)](#)

[5.4. Plot ozone profiles where STD < 10% \(dark without errors\)](#)

[5.5. Plot ozone profiles where STD < 5% \(dark without errors\)](#)

[5.6 Plot NO2 profiles for all STD \(dark without errors\)](#)

[5.7 Plot NO3 profiles for all STD \(dark without errors\)](#)

[5.8 Plot H2O profiles \(only for occultations of stars 1,2,3,4,13,14,16,26,63 dark without errors\) for all STD](#)

[6. Auxiliary Data Files used for the production reported in section 2](#)

This report presents the daily analysis on parameters extracted from GOMOS level 2 data (GOM_NL__2P). It is intended to monitor some important parameters that will impact the quality of these products. A list of level 2 products (and content) that have arrived during the reporting day to the PCF is also given.

Item	Value
Time of report generation	25APR2013 21:07:53
Data source version	GOMOS/6.01
Start time of products	18-10-2008 (18OCT2008 00:00:00)
Stop time of products	19-10-2008 (19OCT2008 00:00:00)
Store outputs in DB	Yes
Nb of level 2 prods	264
Nb of prods with errors	0

2. Summary of processed GOM_NL__2P products.

Nr	Filename	UTC Start time	Limb	Duration	Star Id	Star Name	Star Mag	Star Temp	Nb Meas	Orbit	Prod. error
1	GOM_NL__2PRFIN20081018_000214_000000342073_00059_34682_5089.N1	18-OCT-2008 00:02:14	Bright	34.000	68	18Alp Cas	2.2250	4500.0	68	34682	No
2	GOM_NL__2PRFIN20081018_000334_000000382073_00059_34682_5090.N1	18-OCT-2008 00:03:34	Bright	37.500	76	27Gam Cas	2.3000	30000.	75	34682	No
3	GOM_NL__2PRFIN20081018_001119_000000332073_00059_34682_5091.N1	18-OCT-2008 00:11:19	Bright	33.000	49	1Alp UMi	1.9900	6300.0	66	34682	No
4	GOM_NL__2PRFIN20081018_001934_000000352073_00059_34682_5092.N1	18-OCT-2008 00:19:34	Bright	34.500	36	50Alp UMa	1.8000	6300.0	69	34682	No
5	GOM_NL__2PRFIN20081018_002107_000000362073_00059_34682_5093.N1	18-OCT-2008 00:21:07	Bright	36.000	82	48Bet UMa	2.3650	10600.	72	34682	No
6	GOM_NL__2PRFIN20081018_002433_000000362073_00059_34682_5094.N1	18-OCT-2008 00:24:33	Bright	35.500	174	52Psi UMa	3.0040	4400.0	71	34682	No
7	GOM_NL__2PRFIN20081018_003219_000000392073_00059_34682_5095.N1	18-OCT-2008 00:32:19	Bright	38.500	51	41Gam1Leo	2.0100	4500.0	77	34682	No
8	GOM_NL__2PRFIN20081018_003457_000000402073_00059_34682_5096.N1	18-OCT-2008 00:34:57	Bright	40.000	22	32Alp Leo	1.3600	15200.	80	34682	No
9	GOM_NL__2PRFIN20081018_005202_000000482073_00059_34682_5097.N1	18-OCT-2008 00:52:02	Dark	48.000	65	Lam Vel	2.2040	4400.0	96	34682	No
10	GOM_NL__2PRFIN20081018_005518_000000442073_00060_34683_5094.N1	18-OCT-2008 00:55:18	Dark	43.500	34	Gam2Vel	1.7930	23000.	87	34683	No
11	GOM_NL__2PRFIN20081018_010056_000000512073_00060_34683_5095.N1	18-OCT-2008 01:00:56	Dark	50.500	2	Alp Car	-0.73600	7000.0	101	34683	No
12	GOM_NL__2PRFIN20081018_010823_000000382073_00060_34683_5096.N1	18-OCT-2008 01:08:23	Dark	37.500	143	Alp Hyi	2.8570	7200.0	75	34683	No
13	GOM_NL__2PRFIN20081018_010949_000000402073_00060_34683_5097.N1	18-OCT-2008 01:09:49	Dark	40.000	9	Alp Eri	0.45300	24000.	80	34683	No
14	GOM_NL__2PRFIN20081018_011232_000000432073_00060_34683_5098.N1	18-OCT-2008 01:12:32	Straylight	43.000	157	The1Eri	2.9060	9300.0	86	34683	No
15	GOM_NL__2PRFIN20081018_012122_000000422073_00060_34683_5099.N1	18-OCT-2008 01:21:22	Straylight	42.000	52	16Bet Cet	2.0370	4500.0	84	34683	No
16	GOM_NL__2PRFIN20081018_013057_000000352073_00060_34683_5100.N1	18-OCT-2008 01:30:57	Bright	35.000	140	88Gam Peg	2.8340	26000.	70	34683	No
17	GOM_NL__2PRFIN20081018_013453_000000352073_00060_34683_5101.N1	18-OCT-2008 01:34:53	Bright	35.000	58	21Alp And	2.0730	11000.	70	34683	No
18	GOM_NL__2PRFIN20081018_013713_000000382073_00060_34683_5102.N1	18-OCT-2008 01:37:13	Bright	38.000	53	43Bet And	2.0480	3300.0	76	34683	No
19	GOM_NL__2PRFIN20081018_014250_000000382073_00060_34683_5103.N1	18-OCT-2008 01:42:50	Bright	38.000	68	18Alp Cas	2.2250	4500.0	76	34683	No
20	GOM_NL__2PRFIN20081018_014410_000000362073_00060_34683_5104.N1	18-OCT-2008 01:44:10	Bright	36.000	76	27Gam Cas	2.3000	30000.	72	34683	No
21	GOM_NL__2PRFIN20081018_015155_000000352073_00060_34683_5105.N1	18-OCT-2008 01:51:55	Bright	35.000	49	1Alp UMi	1.9900	6300.0	70	34683	No
22	GOM_NL__2PRFIN20081018_020010_000000372073_00060_34683_5106.N1	18-OCT-2008 02:00:10	Bright	37.000	36	50Alp UMa	1.8000	6300.0	74	34683	No
23	GOM_NL__2PRFIN20081018_020143_000000362073_00060_34683_5107.N1	18-OCT-2008 02:01:43	Bright	36.000	82	48Bet UMa	2.3650	10600.	72	34683	No
24	GOM_NL__2PRFIN20081018_020509_000000362073_00060_34683_5108.N1	18-OCT-2008 02:05:09	Bright	36.000	174	52Psi UMa	3.0040	4400.0	72	34683	No
25	GOM_NL__2PRFIN20081018_021255_000000402073_00060_34683_5109.N1	18-OCT-2008 02:12:55	Bright	40.000	51	41Gam1Leo	2.0100	4500.0	80	34683	No
26	GOM_NL__2PRFIN20081018_021533_000000402073_00060_34683_5110.N1	18-OCT-2008 02:15:33	Bright	40.000	22	32Alp Leo	1.3600	15200.	80	34683	No
27	GOM_NL__2PRFIN20081018_023238_000000492073_00060_34683_5111.N1	18-OCT-2008 02:32:38	Dark	48.500	65	Lam Vel	2.2040	4400.0	97	34683	No
28	GOM_NL__2PRFIN20081018_023554_000000442073_00061_34684_5105.N1	18-OCT-2008 02:35:54	Dark	43.500	34	Gam2Vel	1.7930	23000.	87	34684	No
29	GOM_NL__2PRFIN20081018_024133_000000512073_00061_34684_5106.N1	18-OCT-2008 02:41:33	Dark	51.000	2	Alp Car	-0.73600	7000.0	102	34684	No
30	GOM_NL__2PRFIN20081018_024900_000000362073_00061_34684_5107.N1	18-OCT-2008 02:49:00	Dark	36.000	143	Alp Hyi	2.8570	7200.0	72	34684	No
31	GOM_NL__2PRFIN20081018_025026_000000392073_00061_34684_5108.N1	18-OCT-2008 02:50:26	Dark	39.000	9	Alp Eri	0.45300	24000.	78	34684	No
32	GOM_NL__2PRFIN20081018_025308_000000432073_00061_34684_5109.N1	18-OCT-2008 02:53:08	Straylight	42.500	157	The1Eri	2.9060	9300.0	85	34684	No
33	GOM_NL__2PRFIN20081018_030158_000000442073_00061_34684_5110.N1	18-OCT-2008 03:01:58	Straylight	44.000	52	16Bet Cet	2.0370	4500.0	88	34684	No
34	GOM_NL__2PRFIN20081018_031133_000000352073_00061_34684_5111.N1	18-OCT-2008 03:11:33	Bright	35.000	140	88Gam Peg	2.8340	26000.	70	34684	No
35	GOM_NL__2PRFIN20081018_031529_000000362073_00061_34684_5112.N1	18-OCT-2008 03:15:29	Bright	36.000	58	21Alp And	2.0730	11000.	72	34684	No
36	GOM_NL__2PRFIN20081018_031749_000000412073_00061_34684_5113.N1	18-OCT-2008 03:17:49	Bright	41.000	53	43Bet And	2.0480	3300.0	82	34684	No
37	GOM_NL__2PRFIN20081018_032325_000000372073_00061_34684_5114.N1	18-OCT-2008 03:23:25	Bright	37.000	68	18Alp Cas	2.2250	4500.0	74	34684	No
38	GOM_NL__2PRFIN20081018_032446_000000372073_00061_34684_5115.N1	18-OCT-2008 03:24:46	Bright	37.000	76	27Gam Cas	2.3000	30000.	74	34684	No
39	GOM_NL__2PRFIN20081018_033231_000000332073_00061_34684_5116.N1	18-OCT-2008 03:32:31	Bright	32.500	49	1Alp UMi	1.9900	6300.0	65	34684	No
40	GOM_NL__2PRFIN20081018_034046_000000392073_00061_34684_5117.N1	18-OCT-2008 03:40:46	Bright	39.000	36	50Alp UMa	1.8000	6300.0	78	34684	No
41	GOM_NL__2PRFIN20081018_034219_000000382073_00061_34684_5118.N1	18-OCT-2008 03:42:19	Bright	37.500	82	48Bet UMa	2.3650	10600.	75	34684	No
42	GOM_NL__2PRFIN20081018_034545_000000352073_00061_34684_5119.N1	18-OCT-2008 03:45:45	Bright	34.500	174	52Psi UMa	3.0040	4400.0	69	34684	No

43	GOM_NL__2PRFIN20081018_035331_000000402073_00061_34684_5120.N1	18-OCT-2008 03:53:31	Bright	39.500	51	41Gam1Leo	2.0100	4500.0	79	34684	No
44	GOM_NL__2PRFIN20081018_035609_000000422073_00061_34684_5121.N1	18-OCT-2008 03:56:09	Bright	41.500	22	32Alp Leo	1.3600	15200.	83	34684	No
45	GOM_NL__2PRFIN20081018_041315_000000472073_00061_34684_5122.N1	18-OCT-2008 04:13:15	Dark	46.500	65	Lam Vel	2.2040	4400.0	93	34684	No
46	GOM_NL__2PRFIN20081018_041631_000000452073_00062_34685_5127.N1	18-OCT-2008 04:16:31	Dark	45.000	34	Gam2Vel	1.7930	23000.	90	34685	No
47	GOM_NL__2PRFIN20081018_042210_000000502073_00062_34685_5128.N1	18-OCT-2008 04:22:10	Dark	49.500	2	Alp Car	-0.73600	7000.0	99	34685	No
48	GOM_NL__2PRFIN20081018_042936_000000372073_00062_34685_5129.N1	18-OCT-2008 04:29:36	Dark	37.000	143	Alp Hyi	2.8570	7200.0	74	34685	No
49	GOM_NL__2PRFIN20081018_043102_000000392073_00062_34685_5130.N1	18-OCT-2008 04:31:02	Dark	38.500	9	Alp Eri	0.45300	24000.	77	34685	No
50	GOM_NL__2PRFIN20081018_043345_000000432073_00062_34685_5131.N1	18-OCT-2008 04:33:45	Straylight	42.500	157	The1Eri	2.9060	9300.0	85	34685	No
51	GOM_NL__2PRFIN20081018_044234_000000432073_00062_34685_5132.N1	18-OCT-2008 04:42:34	Straylight	43.000	52	16Bet Cet	2.0370	4500.0	86	34685	No
52	GOM_NL__2PRFIN20081018_045209_000000372073_00062_34685_5133.N1	18-OCT-2008 04:52:09	Bright	36.500	140	88Gam Peg	2.8340	26000.	73	34685	No
53	GOM_NL__2PRFIN20081018_045605_000000372073_00062_34685_5134.N1	18-OCT-2008 04:56:05	Bright	36.500	58	21Alp And	2.0730	11000.	73	34685	No
54	GOM_NL__2PRFIN20081018_045825_000000402073_00062_34685_5135.N1	18-OCT-2008 04:58:25	Bright	40.000	53	43Bet And	2.0480	3300.0	80	34685	No
55	GOM_NL__2PRFIN20081018_050401_000000382073_00062_34685_5136.N1	18-OCT-2008 05:04:01	Bright	37.500	68	18Alp Cas	2.2250	4500.0	75	34685	No
56	GOM_NL__2PRFIN20081018_050521_000000372073_00062_34685_5137.N1	18-OCT-2008 05:05:21	Bright	37.000	76	27Gam Cas	2.3000	30000.	74	34685	No
57	GOM_NL__2PRFIN20081018_051307_000000362073_00062_34685_5138.N1	18-OCT-2008 05:13:07	Bright	36.000	49	1Alp UMi	1.9900	6300.0	72	34685	No
58	GOM_NL__2PRFIN20081018_052121_000000382073_00062_34685_5139.N1	18-OCT-2008 05:21:21	Bright	38.000	36	50Alp UMa	1.8000	6300.0	76	34685	No
59	GOM_NL__2PRFIN20081018_052255_000000362073_00062_34685_5140.N1	18-OCT-2008 05:22:55	Bright	36.000	82	48Bet UMa	2.3650	10600.	72	34685	No
60	GOM_NL__2PRFIN20081018_052621_000000352073_00062_34685_5141.N1	18-OCT-2008 05:26:21	Bright	35.000	174	52Psi UMa	3.0040	4400.0	70	34685	No
61	GOM_NL__2PRFIN20081018_053407_000000392073_00062_34685_5142.N1	18-OCT-2008 05:34:07	Bright	38.500	51	41Gam1Leo	2.0100	4500.0	77	34685	No
62	GOM_NL__2PRFIN20081018_053645_000000432073_00062_34685_5143.N1	18-OCT-2008 05:36:45	Bright	42.500	22	32Alp Leo	1.3600	15200.	85	34685	No
63	GOM_NL__2PRFIN20081018_055352_000000512073_00062_34685_5144.N1	18-OCT-2008 05:53:52	Dark	50.500	65	Lam Vel	2.2040	4400.0	101	34685	No
64	GOM_NL__2PRFIN20081018_055708_000000432073_00063_34686_5139.N1	18-OCT-2008 05:57:08	Dark	43.000	34	Gam2Vel	1.7930	23000.	86	34686	No
65	GOM_NL__2PRFIN20081018_060247_000000532073_00063_34686_5140.N1	18-OCT-2008 06:02:47	Dark	52.500	2	Alp Car	-0.73600	7000.0	105	34686	No
66	GOM_NL__2PRFIN20081018_061012_000000382073_00063_34686_5141.N1	18-OCT-2008 06:10:12	Dark	37.500	143	Alp Hyi	2.8570	7200.0	75	34686	No
67	GOM_NL__2PRFIN20081018_061138_000000512073_00063_34686_5142.N1	18-OCT-2008 06:11:38	Dark	50.500	9	Alp Eri	0.45300	24000.	101	34686	No
68	GOM_NL__2PRFIN20081018_061421_000000432073_00063_34686_5143.N1	18-OCT-2008 06:14:21	Straylight	43.000	157	The1Eri	2.9060	9300.0	86	34686	No
69	GOM_NL__2PRFIN20081018_062310_000000432073_00063_34686_5144.N1	18-OCT-2008 06:23:10	Straylight	43.000	52	16Bet Cet	2.0370	4500.0	86	34686	No
70	GOM_NL__2PRFIN20081018_063245_000000362073_00063_34686_5145.N1	18-OCT-2008 06:32:45	Bright	35.500	140	88Gam Peg	2.8340	26000.	71	34686	No
71	GOM_NL__2PRFIN20081018_063641_000000362073_00063_34686_5146.N1	18-OCT-2008 06:36:41	Bright	36.000	58	21Alp And	2.0730	11000.	72	34686	No
72	GOM_NL__2PRFIN20081018_063900_000000392073_00063_34686_5147.N1	18-OCT-2008 06:39:00	Bright	38.500	53	43Bet And	2.0480	3300.0	77	34686	No
73	GOM_NL__2PRFIN20081018_064437_000000382073_00063_34686_5148.N1	18-OCT-2008 06:44:37	Bright	38.000	68	18Alp Cas	2.2250	4500.0	76	34686	No
74	GOM_NL__2PRFIN20081018_064557_000000372073_00063_34686_5149.N1	18-OCT-2008 06:45:57	Bright	36.500	76	27Gam Cas	2.3000	30000.	73	34686	No
75	GOM_NL__2PRFIN20081018_065343_000000352073_00063_34686_5150.N1	18-OCT-2008 06:53:43	Bright	35.000	49	1Alp UMi	1.9900	6300.0	70	34686	No
76	GOM_NL__2PRFIN20081018_070158_000000382073_00063_34686_5151.N1	18-OCT-2008 07:01:58	Bright	37.500	36	50Alp UMa	1.8000	6300.0	75	34686	No
77	GOM_NL__2PRFIN20081018_070331_000000372073_00063_34686_5152.N1	18-OCT-2008 07:03:31	Bright	37.000	82	48Bet UMa	2.3650	10600.	74	34686	No
78	GOM_NL__2PRFIN20081018_070657_000000342073_00063_34686_5153.N1	18-OCT-2008 07:06:57	Bright	34.000	174	52Psi UMa	3.0040	4400.0	68	34686	No
79	GOM_NL__2PRFIN20081018_071444_000000392073_00063_34686_5154.N1	18-OCT-2008 07:14:44	Bright	38.500	51	41Gam1Leo	2.0100	4500.0	77	34686	No
80	GOM_NL__2PRFIN20081018_071722_000000592073_00063_34686_5155.N1	18-OCT-2008 07:17:22	Bright	59.000	22	32Alp Leo	1.3600	15200.	118	34686	No
81	GOM_NL__2PRFIN20081018_073428_000000452073_00063_34686_5156.N1	18-OCT-2008 07:34:28	Dark	44.500	65	Lam Vel	2.2040	4400.0	89	34686	No
82	GOM_NL__2PRFIN20081018_073745_000000502073_00064_34687_5153.N1	18-OCT-2008 07:37:45	Dark	50.000	34	Gam2Vel	1.7930	23000.	100	34687	No
83	GOM_NL__2PRFIN20081018_074323_000000472073_00064_34687_5154.N1	18-OCT-2008 07:43:23	Dark	46.500	2	Alp Car	-0.73600	7000.0	93	34687	No
84	GOM_NL__2PRFIN20081018_075048_000000372073_00064_34687_5155.N1	18-OCT-2008 07:50:48	Dark	37.000	143	Alp Hyi	2.8570	7200.0	74	34687	No
85	GOM_NL__2PRFIN20081018_075214_000000412073_00064_34687_5156.N1	18-OCT-2008 07:52:14	Dark	41.000	9	Alp Eri	0.45300	24000.	82	34687	No
86	GOM_NL__2PRFIN20081018_075458_000000442073_00064_34687_5157.N1	18-OCT-2008 07:54:58	Straylight	44.000	157	The1Eri	2.9060	9300.0	88	34687	No
87	GOM_NL__2PRFIN20081018_080346_000000432073_00064_34687_5158.N1	18-OCT-2008 08:03:46	Straylight	42.500	52	16Bet Cet	2.0370	4500.0	85	34687	No
88	GOM_NL__2PRFIN20081018_081321_000000362073_00064_34687_5159.N1	18-OCT-2008 08:13:21	Bright	35.500	140	88Gam Peg	2.8340	26000.	71	34687	No
89	GOM_NL__2PRFIN20081018_081717_000000362073_00064_34687_5160.N1	18-OCT-2008 08:17:17	Bright	36.000	58	21Alp And	2.0730	11000.	72	34687	No
90	GOM_NL__2PRFIN20081018_081936_000000402073_00064_34687_5161.N1	18-OCT-2008 08:19:36	Bright	39.500	53	43Bet And	2.0480	3300.0	79	34687	No
91	GOM_NL__2PRFIN20081018_082513_000000372073_00064_34687_5162.N1	18-OCT-2008 08:25:13	Bright	36.500	68	18Alp Cas	2.2250	4500.0	73	34687	No
92	GOM_NL__2PRFIN20081018_082633_000000382073_00064_34687_5163.N1	18-OCT-2008 08:26:33	Bright	37.500	76	27Gam Cas	2.3000	30000.	75	34687	No
93	GOM_NL__2PRFIN20081018_083419_000000372073_00064_34687_5164.N1	18-OCT-2008 08:34:19	Bright	36.500	49	1Alp UMi	1.9900	6300.0	73	34687	No
94	GOM_NL__2PRFIN20081018_084233_000000362073_00064_34687_5165.N1	18-OCT-2008 08:42:33	Bright	36.000	36	50Alp UMa	1.8000	6300.0	72	34687	No
95	GOM_NL__2PRFIN20081018_084407_000000352073_00064_34687_5166.N1	18-OCT-2008 08:44:07	Bright	34.500	82	48Bet UMa	2.3650	10600.	69	34687	No
96	GOM_NL__2PRFIN20081018_084733_000000352073_00064_34687_5167.N1	18-OCT-2008 08:47:33	Bright	35.000	174	52Psi UMa	3.0040	4400.0	70	34687	No
97	GOM_NL__2PRFIN20081018_085520_000000402073_00064_34687_5168.N1	18-OCT-2008 08:55:20	Bright	39.500	51	41Gam1Leo	2.0100	4500.0	79	34687	No
98	GOM_NL__2PRFIN20081018_085758_000000442073_00064_34687_5169.N1	18-OCT-2008 08:57:58	Bright	43.500	22	32Alp Leo	1.3600	15200.	87	34687	No
99	GOM_NL__2PRFIN20081018_091505_000000532073_00064_34687_5170.N1	18-OCT-2008 09:15:05	Dark	53.000	65	Lam Vel	2.2040	4400.0	106	34687	No
100	GOM_NL__2PRFIN20081018_091821_000000442073_00065_34688_5166.N1	18-OCT-2008 09:18:21	Dark	43.500	34	Gam2Vel	1.7930	23000.	87	34688	No
101	GOM_NL__2PRFIN20081018_092400_000000592073_00065_34688_5167.N1	18-OCT-2008 09:24:00	Dark	59.000	2	Alp Car	-0.73600	7000.0	118	34688	No

102	GOM_NL__2PRFIN20081018_093125_000000382073_00065_34688_5168.N1	18-OCT-2008 09:31:25	Dark	37.500	143	Alp Hyi	2.8570	7200.0	75	34688	No
103	GOM_NL__2PRFIN20081018_093251_000000432073_00065_34688_5169.N1	18-OCT-2008 09:32:51	Dark	42.500	9	Alp Eri	0.45300	24000.	85	34688	No
104	GOM_NL__2PRFIN20081018_093534_000000432073_00065_34688_5170.N1	18-OCT-2008 09:35:34	Straylight	43.000	157	The1Eri	2.9060	9300.0	86	34688	No
105	GOM_NL__2PRFIN20081018_094422_000000422073_00065_34688_5171.N1	18-OCT-2008 09:44:22	Straylight	42.000	52	16Bet Cet	2.0370	4500.0	84	34688	No
106	GOM_NL__2PRFIN20081018_095357_000000352073_00065_34688_5172.N1	18-OCT-2008 09:53:57	Bright	35.000	140	88Gam Peg	2.8340	26000.	70	34688	No
107	GOM_NL__2PRFIN20081018_095753_000000372073_00065_34688_5173.N1	18-OCT-2008 09:57:53	Bright	36.500	58	21Alp And	2.0730	11000.	73	34688	No
108	GOM_NL__2PRFIN20081018_100012_000000402073_00065_34688_5174.N1	18-OCT-2008 10:00:12	Bright	39.500	53	43Bet And	2.0480	3300.0	79	34688	No
109	GOM_NL__2PRFIN20081018_100549_000000372073_00065_34688_5175.N1	18-OCT-2008 10:05:49	Bright	37.000	68	18Alp Cas	2.2250	4500.0	74	34688	No
110	GOM_NL__2PRFIN20081018_100709_000000362073_00065_34688_5176.N1	18-OCT-2008 10:07:09	Bright	36.000	76	27Gam Cas	2.3000	30000.	72	34688	No
111	GOM_NL__2PRFIN20081018_101455_000000362073_00065_34688_5177.N1	18-OCT-2008 10:14:55	Bright	36.000	49	1Alp UMi	1.9900	6300.0	72	34688	No
112	GOM_NL__2PRFIN20081018_102309_000000362073_00065_34688_5178.N1	18-OCT-2008 10:23:09	Bright	36.000	36	50Alp UMa	1.8000	6300.0	72	34688	No
113	GOM_NL__2PRFIN20081018_102443_000000372073_00065_34688_5179.N1	18-OCT-2008 10:24:43	Bright	37.000	82	48Bet UMa	2.3650	10600.	74	34688	No
114	GOM_NL__2PRFIN20081018_102809_000000362073_00065_34688_5180.N1	18-OCT-2008 10:28:09	Bright	36.000	174	52Psi UMa	3.0040	4400.0	72	34688	No
115	GOM_NL__2PRFIN20081018_103556_000000372073_00065_34688_5181.N1	18-OCT-2008 10:35:56	Bright	36.500	51	41Gam1Leo	2.0100	4500.0	73	34688	No
116	GOM_NL__2PRFIN20081018_103834_000000422073_00065_34688_5182.N1	18-OCT-2008 10:38:34	Bright	42.000	22	32Alp Leo	1.3600	15200.	84	34688	No
117	GOM_NL__2PRFIN20081018_105541_000000422073_00065_34688_5183.N1	18-OCT-2008 10:55:41	Dark	42.000	65	Lam Vel	2.2040	4400.0	84	34688	No
118	GOM_NL__2PRFIN20081018_105858_000000442073_00066_34689_5177.N1	18-OCT-2008 10:58:58	Dark	43.500	34	Gam2Vel	1.7930	23000.	87	34689	No
119	GOM_NL__2PRFIN20081018_110437_000000482073_00066_34689_5178.N1	18-OCT-2008 11:04:37	Dark	47.500	2	Alp Car	-0.73600	7000.0	95	34689	No
120	GOM_NL__2PRFIN20081018_111201_000000372073_00066_34689_5179.N1	18-OCT-2008 11:12:01	Dark	36.500	143	Alp Hyi	2.8570	7200.0	73	34689	No
121	GOM_NL__2PRFIN20081018_111327_000000392073_00066_34689_5180.N1	18-OCT-2008 11:13:27	Dark	38.500	9	Alp Eri	0.45300	24000.	77	34689	No
122	GOM_NL__2PRFIN20081018_111610_000000442073_00066_34689_5181.N1	18-OCT-2008 11:16:10	Straylight	44.000	157	The1Eri	2.9060	9300.0	88	34689	No
123	GOM_NL__2PRFIN20081018_112458_000000402073_00066_34689_5182.N1	18-OCT-2008 11:24:58	Straylight	40.000	52	16Bet Cet	2.0370	4500.0	80	34689	No
124	GOM_NL__2PRFIN20081018_113433_000000362073_00066_34689_5183.N1	18-OCT-2008 11:34:33	Bright	35.500	140	88Gam Peg	2.8340	26000.	71	34689	No
125	GOM_NL__2PRFIN20081018_113828_000000362073_00066_34689_5184.N1	18-OCT-2008 11:38:28	Bright	36.000	58	21Alp And	2.0730	11000.	72	34689	No
126	GOM_NL__2PRFIN20081018_114047_000000392073_00066_34689_5185.N1	18-OCT-2008 11:40:47	Bright	38.500	53	43Bet And	2.0480	3300.0	77	34689	No
127	GOM_NL__2PRFIN20081018_114624_000000382073_00066_34689_5186.N1	18-OCT-2008 11:46:24	Bright	37.500	68	18Alp Cas	2.2250	4500.0	75	34689	No
128	GOM_NL__2PRFIN20081018_114744_000000372073_00066_34689_5187.N1	18-OCT-2008 11:47:44	Bright	37.000	76	27Gam Cas	2.3000	30000.	74	34689	No
129	GOM_NL__2PRFIN20081018_115530_000000372073_00066_34689_5188.N1	18-OCT-2008 11:55:30	Bright	36.500	49	1Alp UMi	1.9900	6300.0	73	34689	No
130	GOM_NL__2PRFIN20081018_120345_000000342073_00066_34689_5189.N1	18-OCT-2008 12:03:45	Bright	34.000	36	50Alp UMa	1.8000	6300.0	68	34689	No
131	GOM_NL__2PRFIN20081018_120519_000000382073_00066_34689_5190.N1	18-OCT-2008 12:05:19	Bright	37.500	82	48Bet UMa	2.3650	10600.	75	34689	No
132	GOM_NL__2PRFIN20081018_120845_000000382073_00066_34689_5191.N1	18-OCT-2008 12:08:45	Bright	37.500	174	52Psi UMa	3.0040	4400.0	75	34689	No
133	GOM_NL__2PRFIN20081018_121632_000000392073_00066_34689_5192.N1	18-OCT-2008 12:16:32	Bright	39.000	51	41Gam1Leo	2.0100	4500.0	78	34689	No
134	GOM_NL__2PRFIN20081018_121911_000000592073_00066_34689_5193.N1	18-OCT-2008 12:19:11	Bright	59.000	22	32Alp Leo	1.3600	15200.	118	34689	No
135	GOM_NL__2PRFIN20081018_123618_000000492073_00066_34689_5194.N1	18-OCT-2008 12:36:18	Dark	48.500	65	Lam Vel	2.2040	4400.0	97	34689	No
136	GOM_NL__2PRFIN20081018_123934_000000442073_00067_34690_5198.N1	18-OCT-2008 12:39:34	Dark	43.500	34	Gam2Vel	1.7930	23000.	87	34690	No
137	GOM_NL__2PRFIN20081018_124514_000000472073_00067_34690_5199.N1	18-OCT-2008 12:45:14	Dark	46.500	2	Alp Car	-0.73600	7000.0	93	34690	No
138	GOM_NL__2PRFIN20081018_125237_000000372073_00067_34690_5200.N1	18-OCT-2008 12:52:37	Dark	36.500	143	Alp Hyi	2.8570	7200.0	73	34690	No
139	GOM_NL__2PRFIN20081018_125403_000000392073_00067_34690_5201.N1	18-OCT-2008 12:54:03	Dark	38.500	9	Alp Eri	0.45300	24000.	77	34690	No
140	GOM_NL__2PRFIN20081018_125647_000000452073_00067_34690_5202.N1	18-OCT-2008 12:56:47	Straylight	45.000	157	The1Eri	2.9060	9300.0	90	34690	No
141	GOM_NL__2PRFIN20081018_130534_000000442073_00067_34690_5203.N1	18-OCT-2008 13:05:34	Straylight	44.000	52	16Bet Cet	2.0370	4500.0	88	34690	No
142	GOM_NL__2PRFIN20081018_131508_000000352073_00067_34690_5204.N1	18-OCT-2008 13:15:08	Bright	35.000	140	88Gam Peg	2.8340	26000.	70	34690	No
143	GOM_NL__2PRFIN20081018_131904_000000372073_00067_34690_5205.N1	18-OCT-2008 13:19:04	Bright	36.500	58	21Alp And	2.0730	11000.	73	34690	No
144	GOM_NL__2PRFIN20081018_132123_000000402073_00067_34690_5206.N1	18-OCT-2008 13:21:23	Bright	39.500	53	43Bet And	2.0480	3300.0	79	34690	No
145	GOM_NL__2PRFIN20081018_132700_000000382073_00067_34690_5207.N1	18-OCT-2008 13:27:00	Bright	37.500	68	18Alp Cas	2.2250	4500.0	75	34690	No
146	GOM_NL__2PRFIN20081018_132820_000000382073_00067_34690_5208.N1	18-OCT-2008 13:28:20	Bright	37.500	76	27Gam Cas	2.3000	30000.	75	34690	No
147	GOM_NL__2PRFIN20081018_133606_000000342073_00067_34690_5209.N1	18-OCT-2008 13:36:06	Bright	33.500	49	1Alp UMi	1.9900	6300.0	67	34690	No
148	GOM_NL__2PRFIN20081018_134421_000000382073_00067_34690_5210.N1	18-OCT-2008 13:44:21	Bright	38.000	36	50Alp UMa	1.8000	6300.0	76	34690	No
149	GOM_NL__2PRFIN20081018_134555_000000372073_00067_34690_5211.N1	18-OCT-2008 13:45:55	Bright	36.500	82	48Bet UMa	2.3650	10600.	73	34690	No
150	GOM_NL__2PRFIN20081018_134921_000000362073_00067_34690_5212.N1	18-OCT-2008 13:49:21	Bright	35.500	174	52Psi UMa	3.0040	4400.0	71	34690	No
151	GOM_NL__2PRFIN20081018_135708_000000402073_00067_34690_5213.N1	18-OCT-2008 13:57:08	Bright	40.000	51	41Gam1Leo	2.0100	4500.0	80	34690	No
152	GOM_NL__2PRFIN20081018_135947_000000412073_00067_34690_5214.N1	18-OCT-2008 13:59:47	Bright	41.000	22	32Alp Leo	1.3600	15200.	82	34690	No
153	GOM_NL__2PRFIN20081018_141654_000000502073_00067_34690_5215.N1	18-OCT-2008 14:16:54	Dark	49.500	65	Lam Vel	2.2040	4400.0	99	34690	No
154	GOM_NL__2PRFIN20081018_141853_000000392073_00067_34690_5216.N1	18-OCT-2008 14:18:53	Dark	38.500	91	Kap Vel	2.4900	26000.	77	34690	No
155	GOM_NL__2PRFIN20081018_142011_000000432073_00068_34691_5213.N1	18-OCT-2008 14:20:11	Dark	43.000	34	Gam2Vel	1.7930	23000.	86	34691	No
156	GOM_NL__2PRFIN20081018_142550_000000502073_00068_34691_5214.N1	18-OCT-2008 14:25:50	Dark	49.500	2	Alp Car	-0.73600	7000.0	99	34691	No
157	GOM_NL__2PRFIN20081018_143313_000000382073_00068_34691_5215.N1	18-OCT-2008 14:33:13	Dark	37.500	143	Alp Hyi	2.8570	7200.0	75	34691	No
158	GOM_NL__2PRFIN20081018_143439_000000452073_00068_34691_5216.N1	18-OCT-2008 14:34:39	Dark	45.000	9	Alp Eri	0.45300	24000.	90	34691	No
159	GOM_NL__2PRFIN20081018_143723_000000422073_00068_34691_5217.N1	18-OCT-2008 14:37:23	Straylight	42.000	157	The1Eri	2.9060	9300.0	84	34691	No
160	GOM_NL__2PRFIN20081018_144610_000000452073_00068_34691_5218.N1	18-OCT-2008 14:46:10	Straylight	44.500	52	16Bet Cet	2.0370	4500.0	89	34691	No

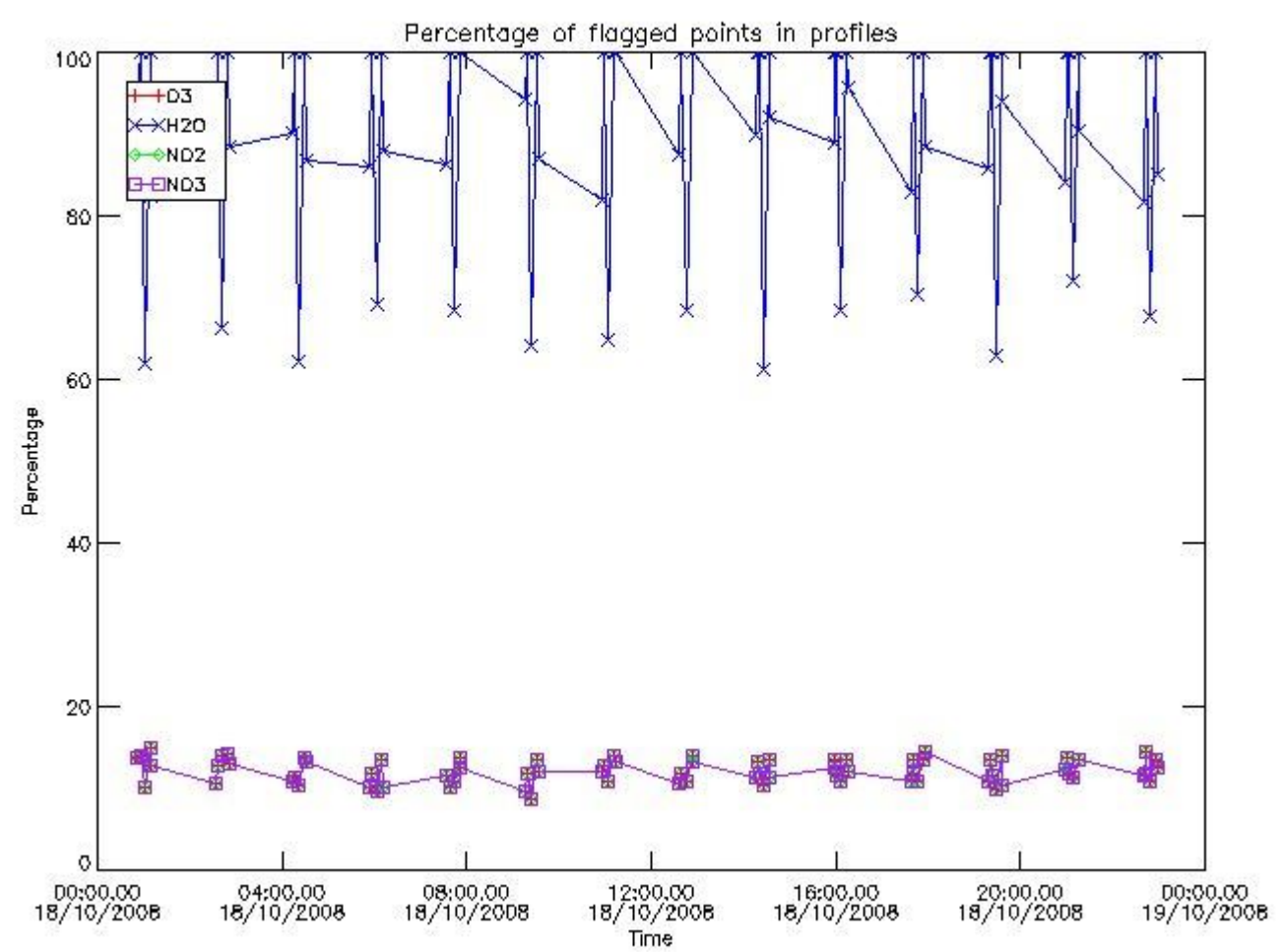
161	GOM_NL__2PRFIN20081018_145545_000000362073_00068_34691_5219.N1	18-OCT-2008 14:55:45	Bright	35.500	140	88Gam Peg	2.8340	26000.	71	34691	No
162	GOM_NL__2PRFIN20081018_145940_000000362073_00068_34691_5220.N1	18-OCT-2008 14:59:40	Bright	35.500	58	21Alp And	2.0730	11000.	71	34691	No
163	GOM_NL__2PRFIN20081018_150159_000000402073_00068_34691_5221.N1	18-OCT-2008 15:01:59	Bright	40.000	53	43Bet And	2.0480	3300.0	80	34691	No
164	GOM_NL__2PRFIN20081018_150736_000000382073_00068_34691_5222.N1	18-OCT-2008 15:07:36	Bright	37.500	68	18Alp Cas	2.2250	4500.0	75	34691	No
165	GOM_NL__2PRFIN20081018_150856_000000372073_00068_34691_5223.N1	18-OCT-2008 15:08:56	Bright	37.000	76	27Gam Cas	2.3000	30000.	74	34691	No
166	GOM_NL__2PRFIN20081018_151642_000000382073_00068_34691_5224.N1	18-OCT-2008 15:16:42	Bright	38.000	49	1Alp UMi	1.9900	6300.0	76	34691	No
167	GOM_NL__2PRFIN20081018_152457_000000392073_00068_34691_5225.N1	18-OCT-2008 15:24:57	Bright	38.500	36	50Alp UMa	1.8000	6300.0	77	34691	No
168	GOM_NL__2PRFIN20081018_152631_000000352073_00068_34691_5226.N1	18-OCT-2008 15:26:31	Bright	35.000	82	48Bet UMa	2.3650	10600.	70	34691	No
169	GOM_NL__2PRFIN20081018_152957_000000372073_00068_34691_5227.N1	18-OCT-2008 15:29:57	Bright	36.500	174	52Psi UMa	3.0040	4400.0	73	34691	No
170	GOM_NL__2PRFIN20081018_153745_000000402073_00068_34691_5228.N1	18-OCT-2008 15:37:45	Bright	40.000	51	41Gam1Leo	2.0100	4500.0	80	34691	No
171	GOM_NL__2PRFIN20081018_154023_000000592073_00068_34691_5229.N1	18-OCT-2008 15:40:23	Bright	59.000	22	32Alp Leo	1.3600	15200.	118	34691	No
172	GOM_NL__2PRFIN20081018_155731_000000412073_00068_34691_5230.N1	18-OCT-2008 15:57:31	Dark	41.000	65	Lam Vel	2.2040	4400.0	82	34691	No
173	GOM_NL__2PRFIN20081018_155929_000000382073_00068_34691_5231.N1	18-OCT-2008 15:59:29	Dark	38.000	91	Kap Vel	2.4900	26000.	76	34691	No
174	GOM_NL__2PRFIN20081018_160048_000000452073_00069_34692_5226.N1	18-OCT-2008 16:00:48	Dark	44.500	34	Gam2Vel	1.7930	23000.	89	34692	No
175	GOM_NL__2PRFIN20081018_160627_000000472073_00069_34692_5227.N1	18-OCT-2008 16:06:27	Dark	46.500	2	Alp Car	-0.73600	7000.0	93	34692	No
176	GOM_NL__2PRFIN20081018_161349_000000382073_00069_34692_5228.N1	18-OCT-2008 16:13:49	Dark	37.500	143	Alp Hyi	2.8570	7200.0	75	34692	No
177	GOM_NL__2PRFIN20081018_161515_000000472073_00069_34692_5229.N1	18-OCT-2008 16:15:15	Dark	46.500	9	Alp Eri	0.45300	24000.	93	34692	No
178	GOM_NL__2PRFIN20081018_161759_000000432073_00069_34692_5230.N1	18-OCT-2008 16:17:59	Straylight	43.000	157	The1Eri	2.9060	9300.0	86	34692	No
179	GOM_NL__2PRFIN20081018_162647_000000442073_00069_34692_5231.N1	18-OCT-2008 16:26:47	Straylight	44.000	52	16Bet Cet	2.0370	4500.0	88	34692	No
180	GOM_NL__2PRFIN20081018_163621_000000352073_00069_34692_5232.N1	18-OCT-2008 16:36:21	Bright	35.000	140	88Gam Peg	2.8340	26000.	70	34692	No
181	GOM_NL__2PRFIN20081018_164016_000000372073_00069_34692_5233.N1	18-OCT-2008 16:40:16	Bright	36.500	58	21Alp And	2.0730	11000.	73	34692	No
182	GOM_NL__2PRFIN20081018_164234_000000382073_00069_34692_5234.N1	18-OCT-2008 16:42:34	Bright	37.500	53	43Bet And	2.0480	3300.0	75	34692	No
183	GOM_NL__2PRFIN20081018_164812_000000382073_00069_34692_5235.N1	18-OCT-2008 16:48:12	Bright	37.500	68	18Alp Cas	2.2250	4500.0	75	34692	No
184	GOM_NL__2PRFIN20081018_164931_000000372073_00069_34692_5236.N1	18-OCT-2008 16:49:31	Bright	37.000	76	27Gam Cas	2.3000	30000.	74	34692	No
185	GOM_NL__2PRFIN20081018_165718_000000372073_00069_34692_5237.N1	18-OCT-2008 16:57:18	Bright	37.000	49	1Alp UMi	1.9900	6300.0	74	34692	No
186	GOM_NL__2PRFIN20081018_170533_000000362073_00069_34692_5238.N1	18-OCT-2008 17:05:33	Bright	36.000	36	50Alp UMa	1.8000	6300.0	72	34692	No
187	GOM_NL__2PRFIN20081018_170707_000000372073_00069_34692_5239.N1	18-OCT-2008 17:07:07	Bright	36.500	82	48Bet UMa	2.3650	10600.	73	34692	No
188	GOM_NL__2PRFIN20081018_171033_000000352073_00069_34692_5240.N1	18-OCT-2008 17:10:33	Bright	34.500	174	52Psi UMa	3.0040	4400.0	69	34692	No
189	GOM_NL__2PRFIN20081018_171821_000000402073_00069_34692_5241.N1	18-OCT-2008 17:18:21	Bright	40.000	51	41Gam1Leo	2.0100	4500.0	80	34692	No
190	GOM_NL__2PRFIN20081018_172100_000000592073_00069_34692_5242.N1	18-OCT-2008 17:21:00	Bright	59.000	22	32Alp Leo	1.3600	15200.	118	34692	No
191	GOM_NL__2PRFIN20081018_173808_000000482073_00069_34692_5243.N1	18-OCT-2008 17:38:08	Dark	47.500	65	Lam Vel	2.2040	4400.0	95	34692	No
192	GOM_NL__2PRFIN20081018_174006_000000382073_00069_34692_5244.N1	18-OCT-2008 17:40:06	Dark	38.000	91	Kap Vel	2.4900	26000.	76	34692	No
193	GOM_NL__2PRFIN20081018_174125_000000432073_00070_34693_5241.N1	18-OCT-2008 17:41:25	Dark	43.000	34	Gam2Vel	1.7930	23000.	86	34693	No
194	GOM_NL__2PRFIN20081018_174704_000000482073_00070_34693_5242.N1	18-OCT-2008 17:47:04	Dark	47.500	2	Alp Car	-0.73600	7000.0	95	34693	No
195	GOM_NL__2PRFIN20081018_175426_000000382073_00070_34693_5243.N1	18-OCT-2008 17:54:26	Dark	38.000	143	Alp Hyi	2.8570	7200.0	76	34693	No
196	GOM_NL__2PRFIN20081018_175551_000000392073_00070_34693_5244.N1	18-OCT-2008 17:55:51	Dark	39.000	9	Alp Eri	0.45300	24000.	78	34693	No
197	GOM_NL__2PRFIN20081018_175836_000000432073_00070_34693_5245.N1	18-OCT-2008 17:58:36	Straylight	42.500	157	The1Eri	2.9060	9300.0	85	34693	No
198	GOM_NL__2PRFIN20081018_180723_000000442073_00070_34693_5246.N1	18-OCT-2008 18:07:23	Straylight	43.500	52	16Bet Cet	2.0370	4500.0	87	34693	No
199	GOM_NL__2PRFIN20081018_181657_000000362073_00070_34693_5247.N1	18-OCT-2008 18:16:57	Bright	36.000	140	88Gam Peg	2.8340	26000.	72	34693	No
200	GOM_NL__2PRFIN20081018_182052_000000372073_00070_34693_5248.N1	18-OCT-2008 18:20:52	Bright	36.500	58	21Alp And	2.0730	11000.	73	34693	No
201	GOM_NL__2PRFIN20081018_182310_000000402073_00070_34693_5249.N1	18-OCT-2008 18:23:10	Bright	39.500	53	43Bet And	2.0480	3300.0	79	34693	No
202	GOM_NL__2PRFIN20081018_182848_000000542073_00070_34693_5250.N1	18-OCT-2008 18:28:48	Bright	54.000	68	18Alp Cas	2.2250	4500.0	108	34693	No
203	GOM_NL__2PRFIN20081018_183007_000000382073_00070_34693_5251.N1	18-OCT-2008 18:30:07	Bright	38.000	76	27Gam Cas	2.3000	30000.	76	34693	No
204	GOM_NL__2PRFIN20081018_183754_000000372073_00070_34693_5252.N1	18-OCT-2008 18:37:54	Bright	36.500	49	1Alp UMi	1.9900	6300.0	73	34693	No
205	GOM_NL__2PRFIN20081018_184609_000000382073_00070_34693_5253.N1	18-OCT-2008 18:46:09	Bright	38.000	36	50Alp UMa	1.8000	6300.0	76	34693	No
206	GOM_NL__2PRFIN20081018_184743_000000362073_00070_34693_5254.N1	18-OCT-2008 18:47:43	Bright	35.500	82	48Bet UMa	2.3650	10600.	71	34693	No
207	GOM_NL__2PRFIN20081018_185109_000000382073_00070_34693_5255.N1	18-OCT-2008 18:51:09	Bright	37.500	174	52Psi UMa	3.0040	4400.0	75	34693	No
208	GOM_NL__2PRFIN20081018_185857_000000582073_00070_34693_5256.N1	18-OCT-2008 18:58:57	Bright	58.000	51	41Gam1Leo	2.0100	4500.0	116	34693	No
209	GOM_NL__2PRFIN20081018_190136_000000512073_00070_34693_5257.N1	18-OCT-2008 19:01:36	Bright	51.000	22	32Alp Leo	1.3600	15200.	102	34693	No
210	GOM_NL__2PRFIN20081018_191844_000000472073_00070_34693_5258.N1	18-OCT-2008 19:18:44	Dark	46.500	65	Lam Vel	2.2040	4400.0	93	34693	No
211	GOM_NL__2PRFIN20081018_192042_000000382073_00070_34693_5259.N1	18-OCT-2008 19:20:42	Dark	38.000	91	Kap Vel	2.4900	26000.	76	34693	No
212	GOM_NL__2PRFIN20081018_192202_000000452073_00071_34694_5253.N1	18-OCT-2008 19:22:02	Dark	44.500	34	Gam2Vel	1.7930	23000.	89	34694	No
213	GOM_NL__2PRFIN20081018_192741_000000522073_00071_34694_5254.N1	18-OCT-2008 19:27:41	Dark	51.500	2	Alp Car	-0.73600	7000.0	103	34694	No
214	GOM_NL__2PRFIN20081018_193502_000000372073_00071_34694_5255.N1	18-OCT-2008 19:35:02	Dark	36.500	143	Alp Hyi	2.8570	7200.0	73	34694	No
215	GOM_NL__2PRFIN20081018_193628_000000492073_00071_34694_5256.N1	18-OCT-2008 19:36:28	Dark	49.000	9	Alp Eri	0.45300	24000.	98	34694	No
216	GOM_NL__2PRFIN20081018_193912_000000452073_00071_34694_5257.N1	18-OCT-2008 19:39:12	Straylight	44.500	157	The1Eri	2.9060	9300.0	89	34694	No
217	GOM_NL__2PRFIN20081018_194759_000000412073_00071_34694_5258.N1	18-OCT-2008 19:47:59	Straylight	41.000	52	16Bet Cet	2.0370	4500.0	82	34694	No
218	GOM_NL__2PRFIN20081018_195733_000000352073_00071_34694_5259.N1	18-OCT-2008 19:57:33	Bright	35.000	140	88Gam Peg	2.8340	26000.	70	34694	No
219	GOM_NL__2PRFIN20081018_200128_000000372073_00071_34694_5260.N1	18-OCT-2008 20:01:28	Bright	36.500	58	21Alp And	2.0730	11000.	73	34694	No

220	GOM_NL__2PRFIN20081018_200346_000000422073_00071_34694_5261.N1	18-OCT-2008 20:03:46	Bright	41.500	53	43Bet And	2.0480	3300.0	83	34694	No
221	GOM_NL__2PRFIN20081018_200923_000000392073_00071_34694_5262.N1	18-OCT-2008 20:09:23	Bright	38.500	68	18Alp Cas	2.2250	4500.0	77	34694	No
222	GOM_NL__2PRFIN20081018_201043_000000382073_00071_34694_5263.N1	18-OCT-2008 20:10:43	Bright	37.500	76	27Gam Cas	2.3000	30000.	75	34694	No
223	GOM_NL__2PRFIN20081018_201830_000000362073_00071_34694_5264.N1	18-OCT-2008 20:18:30	Bright	36.000	49	1Alp UMi	1.9900	6300.0	72	34694	No
224	GOM_NL__2PRFIN20081018_202645_000000362073_00071_34694_5265.N1	18-OCT-2008 20:26:45	Bright	35.500	36	50Alp UMa	1.8000	6300.0	71	34694	No
225	GOM_NL__2PRFIN20081018_202819_000000532073_00071_34694_5266.N1	18-OCT-2008 20:28:19	Bright	53.000	82	48Bet UMa	2.3650	10600.	106	34694	No
226	GOM_NL__2PRFIN20081018_203145_000000372073_00071_34694_5267.N1	18-OCT-2008 20:31:45	Bright	37.000	174	52Psi UMa	3.0040	4400.0	74	34694	No
227	GOM_NL__2PRFIN20081018_203933_000000412073_00071_34694_5268.N1	18-OCT-2008 20:39:33	Bright	40.500	51	41Gam1Leo	2.0100	4500.0	81	34694	No
228	GOM_NL__2PRFIN20081018_204212_000000422073_00071_34694_5269.N1	18-OCT-2008 20:42:12	Bright	41.500	22	32Alp Leo	1.3600	15200.	83	34694	No
229	GOM_NL__2PRFIN20081018_205921_000000422073_00071_34694_5270.N1	18-OCT-2008 20:59:21	Dark	41.500	65	Lam Vel	2.2040	4400.0	83	34694	No
230	GOM_NL__2PRFIN20081018_210118_000000372073_00071_34694_5271.N1	18-OCT-2008 21:01:18	Dark	37.000	91	Kap Vel	2.4900	26000.	74	34694	No
231	GOM_NL__2PRFIN20081018_210238_000000442073_00072_34695_5276.N1	18-OCT-2008 21:02:38	Dark	43.500	34	Gam2Vel	1.7930	23000.	87	34695	No
232	GOM_NL__2PRFIN20081018_210817_000000452073_00072_34695_5277.N1	18-OCT-2008 21:08:17	Dark	45.000	2	Alp Car	-0.73600	7000.0	90	34695	No
233	GOM_NL__2PRFIN20081018_211538_000000382073_00072_34695_5278.N1	18-OCT-2008 21:15:38	Dark	37.500	143	Alp Hyi	2.8570	7200.0	75	34695	No
234	GOM_NL__2PRFIN20081018_211704_000000422073_00072_34695_5279.N1	18-OCT-2008 21:17:04	Dark	41.500	9	Alp Eri	0.45300	24000.	83	34695	No
235	GOM_NL__2PRFIN20081018_211949_000000432073_00072_34695_5280.N1	18-OCT-2008 21:19:49	Straylight	43.000	157	The1Eri	2.9060	9300.0	86	34695	No
236	GOM_NL__2PRFIN20081018_212835_000000432073_00072_34695_5281.N1	18-OCT-2008 21:28:35	Straylight	42.500	52	16Bet Cet	2.0370	4500.0	85	34695	No
237	GOM_NL__2PRFIN20081018_213809_000000362073_00072_34695_5282.N1	18-OCT-2008 21:38:09	Bright	35.500	140	88Gam Peg	2.8340	26000.	71	34695	No
238	GOM_NL__2PRFIN20081018_214204_000000352073_00072_34695_5283.N1	18-OCT-2008 21:42:04	Bright	35.000	58	21Alp And	2.0730	11000.	70	34695	No
239	GOM_NL__2PRFIN20081018_214421_000000422073_00072_34695_5284.N1	18-OCT-2008 21:44:21	Bright	41.500	53	43Bet And	2.0480	3300.0	83	34695	No
240	GOM_NL__2PRFIN20081018_214959_000000382073_00072_34695_5285.N1	18-OCT-2008 21:49:59	Bright	37.500	68	18Alp Cas	2.2250	4500.0	75	34695	No
241	GOM_NL__2PRFIN20081018_215119_000000362073_00072_34695_5286.N1	18-OCT-2008 21:51:19	Bright	36.000	76	27Gam Cas	2.3000	30000.	72	34695	No
242	GOM_NL__2PRFIN20081018_215906_000000352073_00072_34695_5287.N1	18-OCT-2008 21:59:06	Bright	35.000	49	1Alp UMi	1.9900	6300.0	70	34695	No
243	GOM_NL__2PRFIN20081018_220721_000000382073_00072_34695_5288.N1	18-OCT-2008 22:07:21	Bright	38.000	36	50Alp UMa	1.8000	6300.0	76	34695	No
244	GOM_NL__2PRFIN20081018_220855_000000532073_00072_34695_5289.N1	18-OCT-2008 22:08:55	Bright	53.000	82	48Bet UMa	2.3650	10600.	106	34695	No
245	GOM_NL__2PRFIN20081018_221221_000000342073_00072_34695_5290.N1	18-OCT-2008 22:12:21	Bright	34.000	174	52Psi UMa	3.0040	4400.0	68	34695	No
246	GOM_NL__2PRFIN20081018_222009_000000402073_00072_34695_5291.N1	18-OCT-2008 22:20:09	Bright	39.500	51	41Gam1Leo	2.0100	4500.0	79	34695	No
247	GOM_NL__2PRFIN20081018_222249_000000592073_00072_34695_5292.N1	18-OCT-2008 22:22:49	Bright	58.500	22	32Alp Leo	1.3600	15200.	117	34695	No
248	GOM_NL__2PRFIN20081018_223957_000000442073_00072_34695_5293.N1	18-OCT-2008 22:39:57	Dark	44.000	65	Lam Vel	2.2040	4400.0	88	34695	No
249	GOM_NL__2PRFIN20081018_224155_000000392073_00072_34695_5294.N1	18-OCT-2008 22:41:55	Dark	39.000	91	Kap Vel	2.4900	26000.	78	34695	No
250	GOM_NL__2PRFIN20081018_224315_000000442073_00073_34696_5291.N1	18-OCT-2008 22:43:15	Dark	43.500	34	Gam2Vel	1.7930	23000.	87	34696	No
251	GOM_NL__2PRFIN20081018_224854_000000472073_00073_34696_5292.N1	18-OCT-2008 22:48:54	Dark	47.000	2	Alp Car	-0.73600	7000.0	94	34696	No
252	GOM_NL__2PRFIN20081018_225614_000000382073_00073_34696_5293.N1	18-OCT-2008 22:56:14	Dark	37.500	143	Alp Hyi	2.8570	7200.0	75	34696	No
253	GOM_NL__2PRFIN20081018_225740_000000412073_00073_34696_5294.N1	18-OCT-2008 22:57:40	Dark	40.500	9	Alp Eri	0.45300	24000.	81	34696	No
254	GOM_NL__2PRFIN20081018_230025_000000442073_00073_34696_5295.N1	18-OCT-2008 23:00:25	Straylight	44.000	157	The1Eri	2.9060	9300.0	88	34696	No
255	GOM_NL__2PRFIN20081018_230911_000000432073_00073_34696_5296.N1	18-OCT-2008 23:09:11	Straylight	42.500	52	16Bet Cet	2.0370	4500.0	85	34696	No
256	GOM_NL__2PRFIN20081018_231845_000000342073_00073_34696_5297.N1	18-OCT-2008 23:18:45	Bright	34.000	140	88Gam Peg	2.8340	26000.	68	34696	No
257	GOM_NL__2PRFIN20081018_232240_000000372073_00073_34696_5298.N1	18-OCT-2008 23:22:40	Bright	36.500	58	21Alp And	2.0730	11000.	73	34696	No
258	GOM_NL__2PRFIN20081018_232457_000000412073_00073_34696_5299.N1	18-OCT-2008 23:24:57	Bright	41.000	53	43Bet And	2.0480	3300.0	82	34696	No
259	GOM_NL__2PRFIN20081018_233035_000000342073_00073_34696_5300.N1	18-OCT-2008 23:30:35	Bright	34.000	68	18Alp Cas	2.2250	4500.0	68	34696	No
260	GOM_NL__2PRFIN20081018_233154_000000342073_00073_34696_5301.N1	18-OCT-2008 23:31:54	Bright	34.000	76	27Gam Cas	2.3000	30000.	68	34696	No
261	GOM_NL__2PRFIN20081018_233942_000000352073_00073_34696_5302.N1	18-OCT-2008 23:39:42	Bright	35.000	49	1Alp UMi	1.9900	6300.0	70	34696	No
262	GOM_NL__2PRFIN20081018_234757_000000382073_00073_34696_5303.N1	18-OCT-2008 23:47:57	Bright	38.000	36	50Alp UMa	1.8000	6300.0	76	34696	No
263	GOM_NL__2PRFIN20081018_234931_000000362073_00073_34696_5304.N1	18-OCT-2008 23:49:31	Bright	36.000	82	48Bet UMa	2.3650	10600.	72	34696	No
264	GOM_NL__2PRFIN20081018_235257_000000532073_00073_34696_5305.N1	18-OCT-2008 23:52:57	Bright	53.000	174	52Psi UMa	3.0040	4400.0	106	34696	No

3. Quality information per product

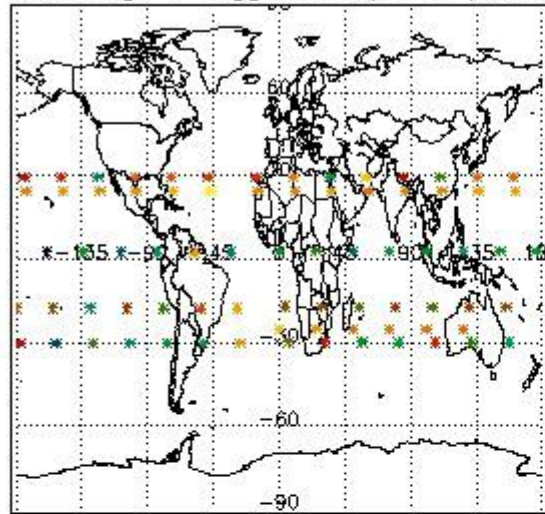
In this section it is plotted some information contained in the Quality Summary data set of the level 2 products. Only products in dark limb conditions and without errors (error flag in the MPH set to "0") are used.

3.1 Plot quality information per product (time dependant)

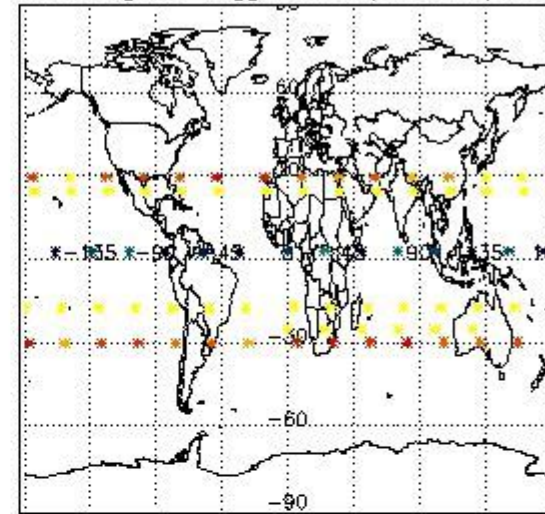


3.2 Plot quality information per product (world map)

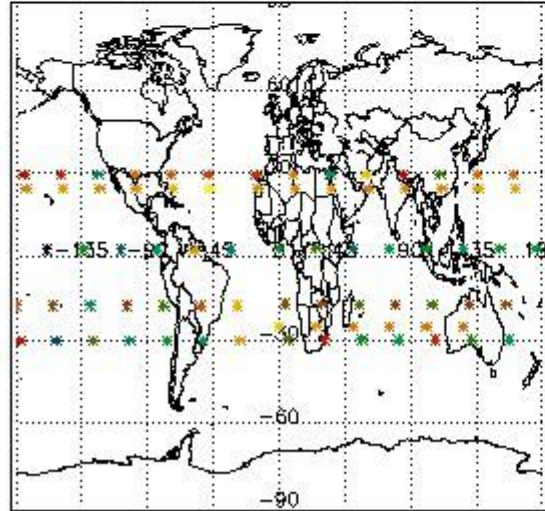
Percentage of flagged data per O3 profile



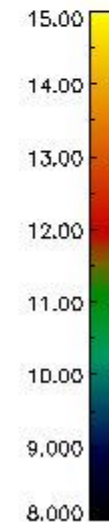
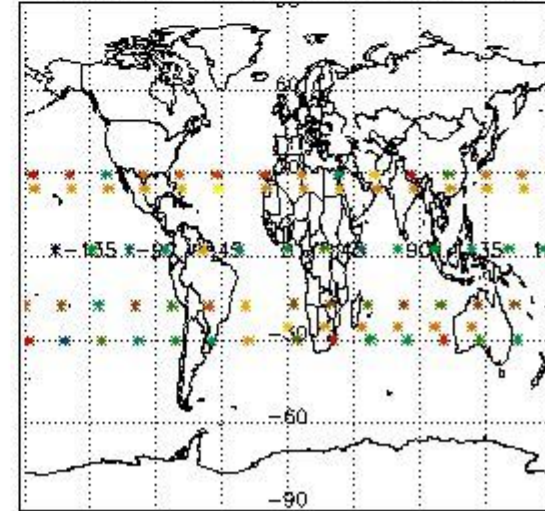
Percentage of flagged data per H2O profile



Percentage of flagged data per NO2 profile



Percentage of flagged data per NO3 profile

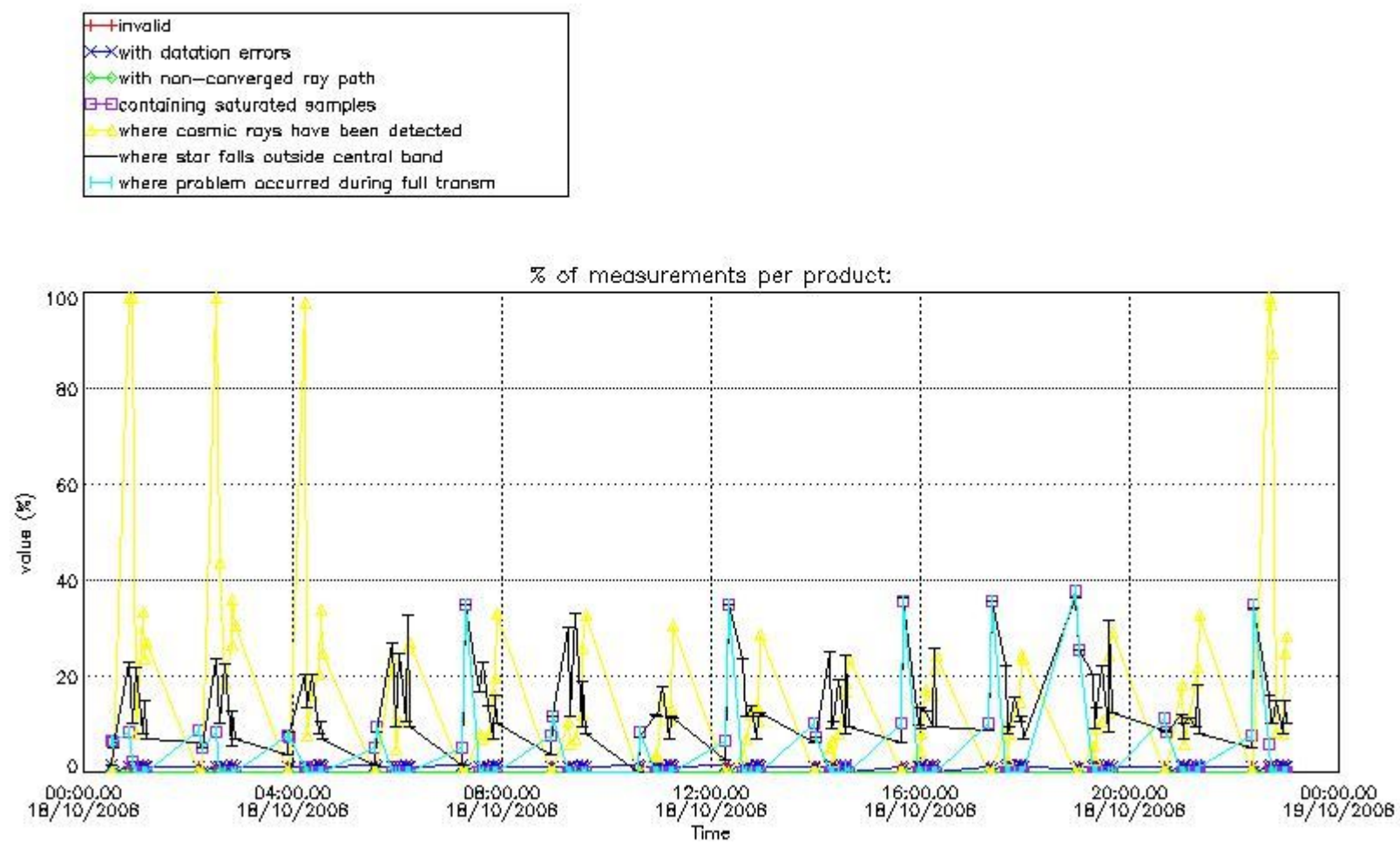


4. Level 1 quality information per product

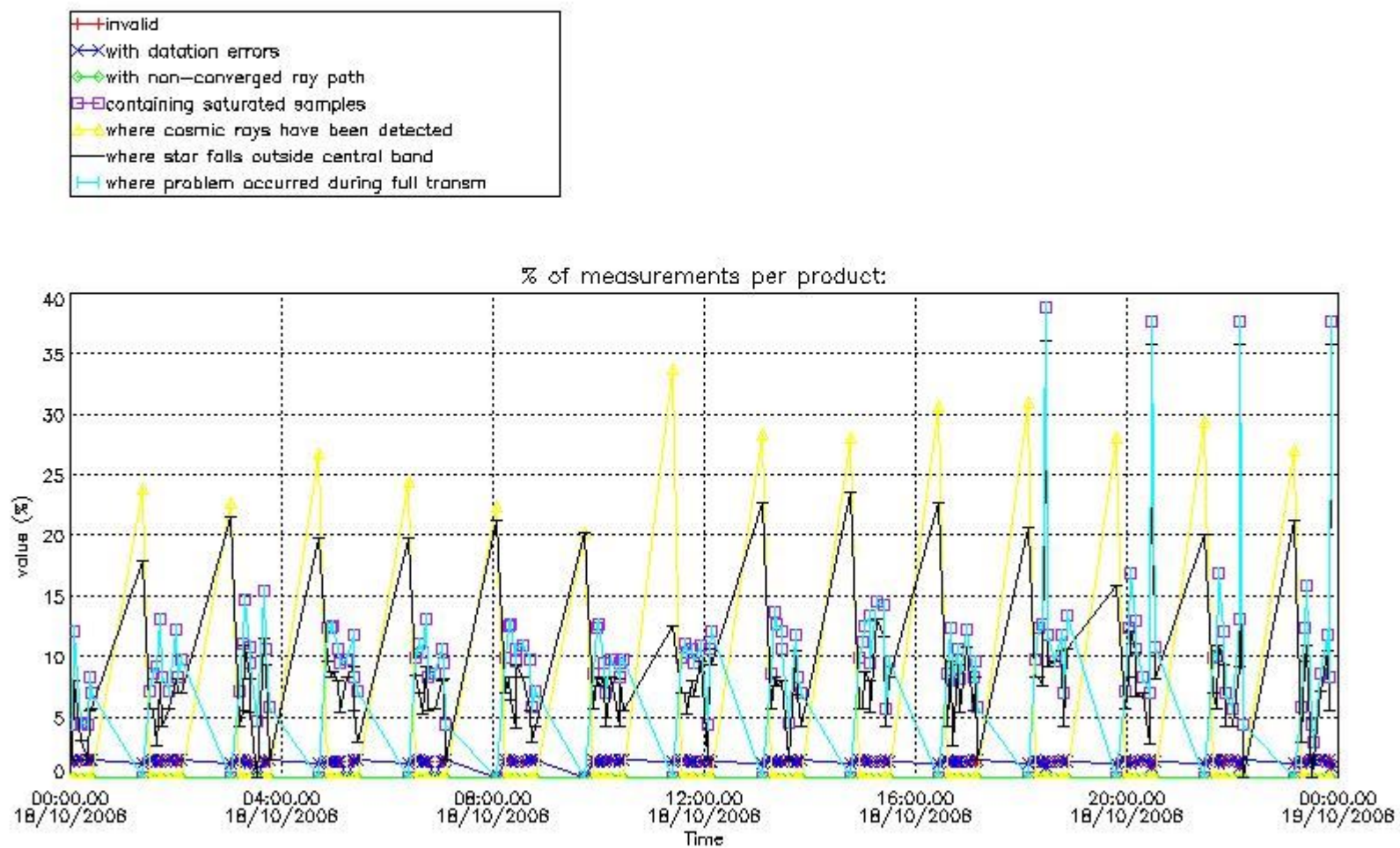
In this section it is plotted some information contained in the Quality Summary data set of the level 2 products that comes from the level 1b processing. Products without errors (error flag in the MPH set to "0") are used.

4.1 Plot quality information per product (time dependant) coming from level 1b processing

4.1.1 Plot level 1 quality information per product (time dependant): ENVISAT ASCENDING passes



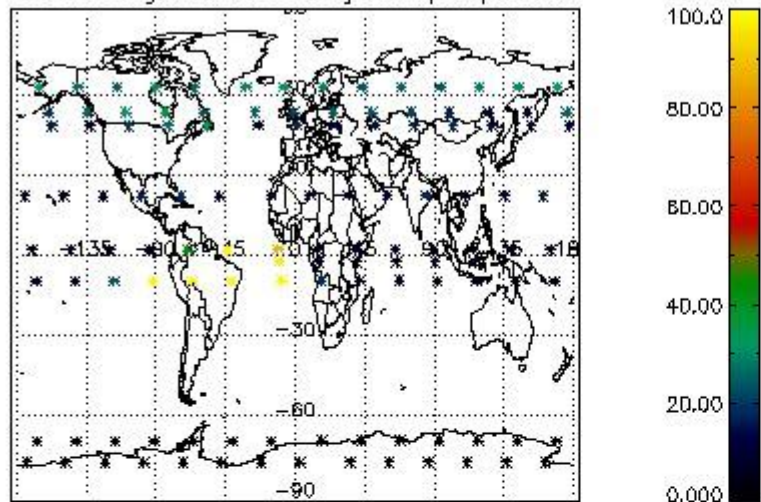
4.1.2 Plot level 1 quality information per product (time dependant): ENVI SAT DESCENDING passes



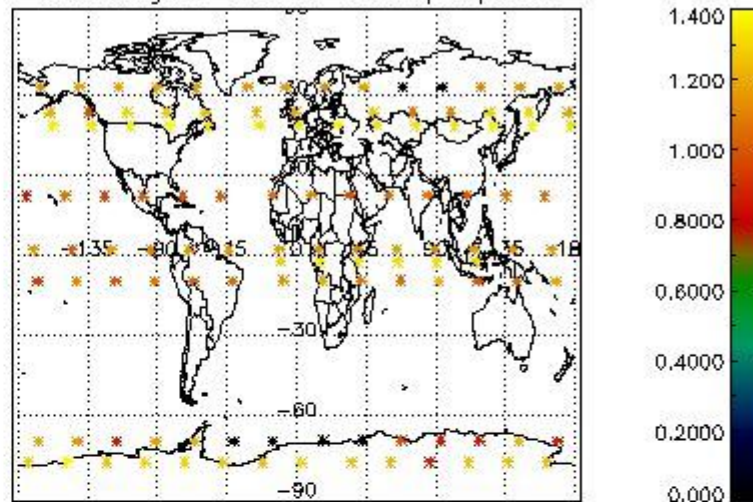
4.2 Plot quality information per product coming from level 1b processing (world map)

4.2.1 Plot level 1 quality information per product (world map): ENVISAT ASCENDING passes

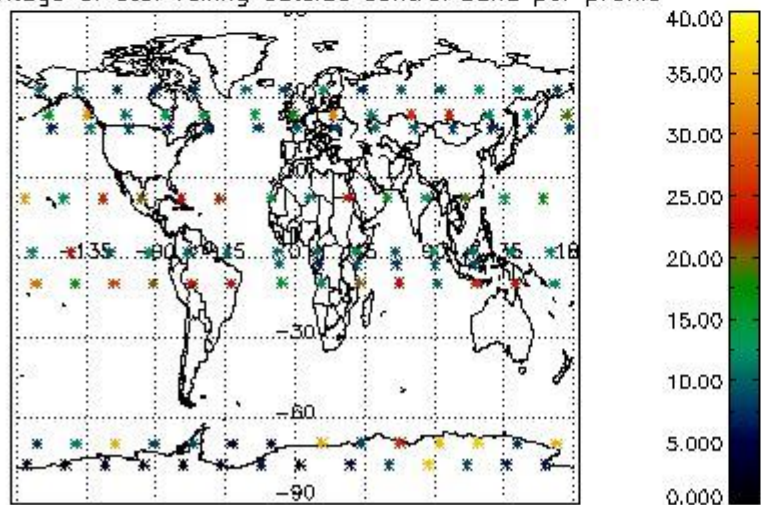
Percentage of cosmic ray hits per profile



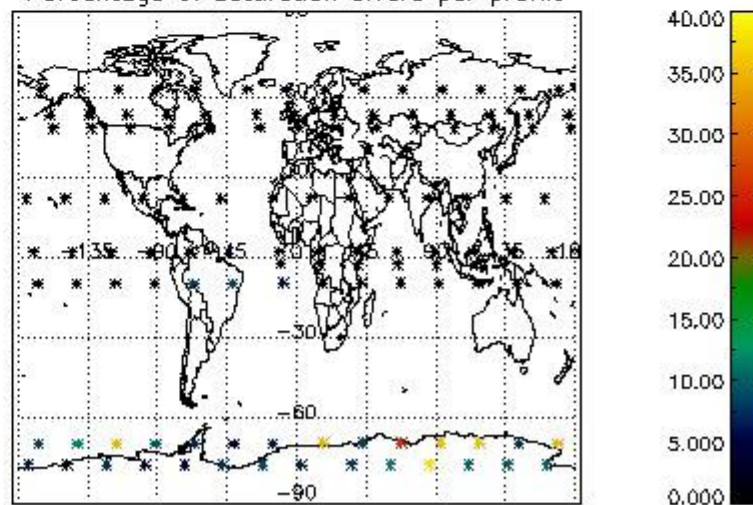
Percentage of datation errors per profile



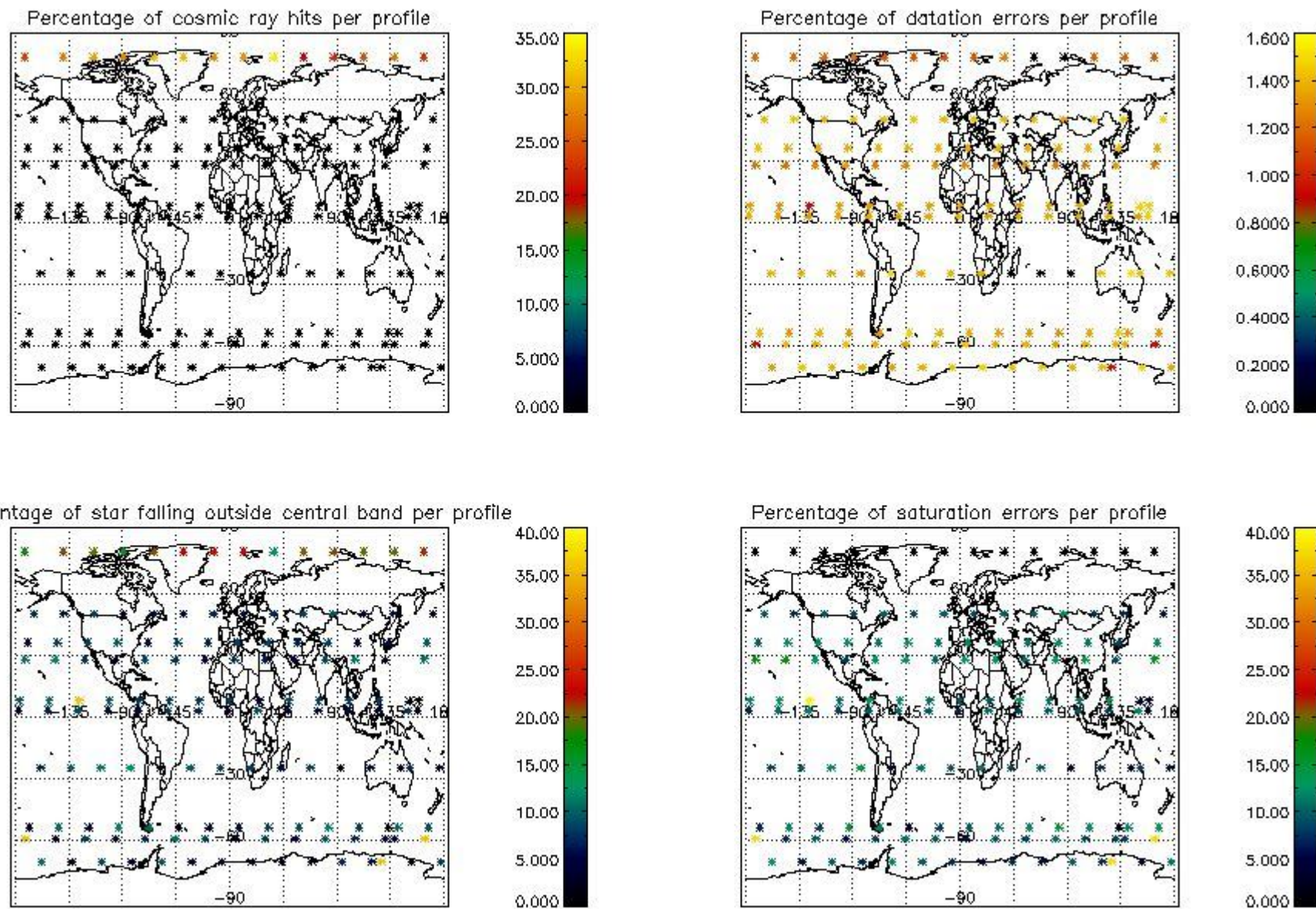
Percentage of star falling outside central band per profile



Percentage of saturation errors per profile



4.2.2 Plot level 1 quality information per product (world map): ENVISAT DESCENDING passes



5. Trace gas profiles

5.1 Ozone statistics based on quality of products

The final quality of the products can be "measured" using the STD (Standard Deviation) attached to every point profile. This information is written to the parameter GOM_NL__2P/NL_LOCAL_SPECIES_DENSITY/o3_std of the level 2 products. The table below shows the statistics for given STD ranges.

The statistics are given with respect to the overall valid production:

- Products without fatal errors: GOM_NL__2P/MPH/PRODUCT_ERR=0
- Valid point profile: GOM_NL__2P/NL_LOCAL_SPECIES_DENSITY/pcd(0)=0

The 'Criteria' is applied to valid points of dark limb products:

- Products in dark limb illumination condition: GOM_NL__2P/NL_SUMMARY_QUALITY/obs_ill_cond=0
- Products without fatal errors: GOM_NL__2P/MPH/PRODUCT_ERR=0
- Valid point profile: GOM_NL__2P/NL_LOCAL_SPECIES_DENSITY/pcd(0)=0

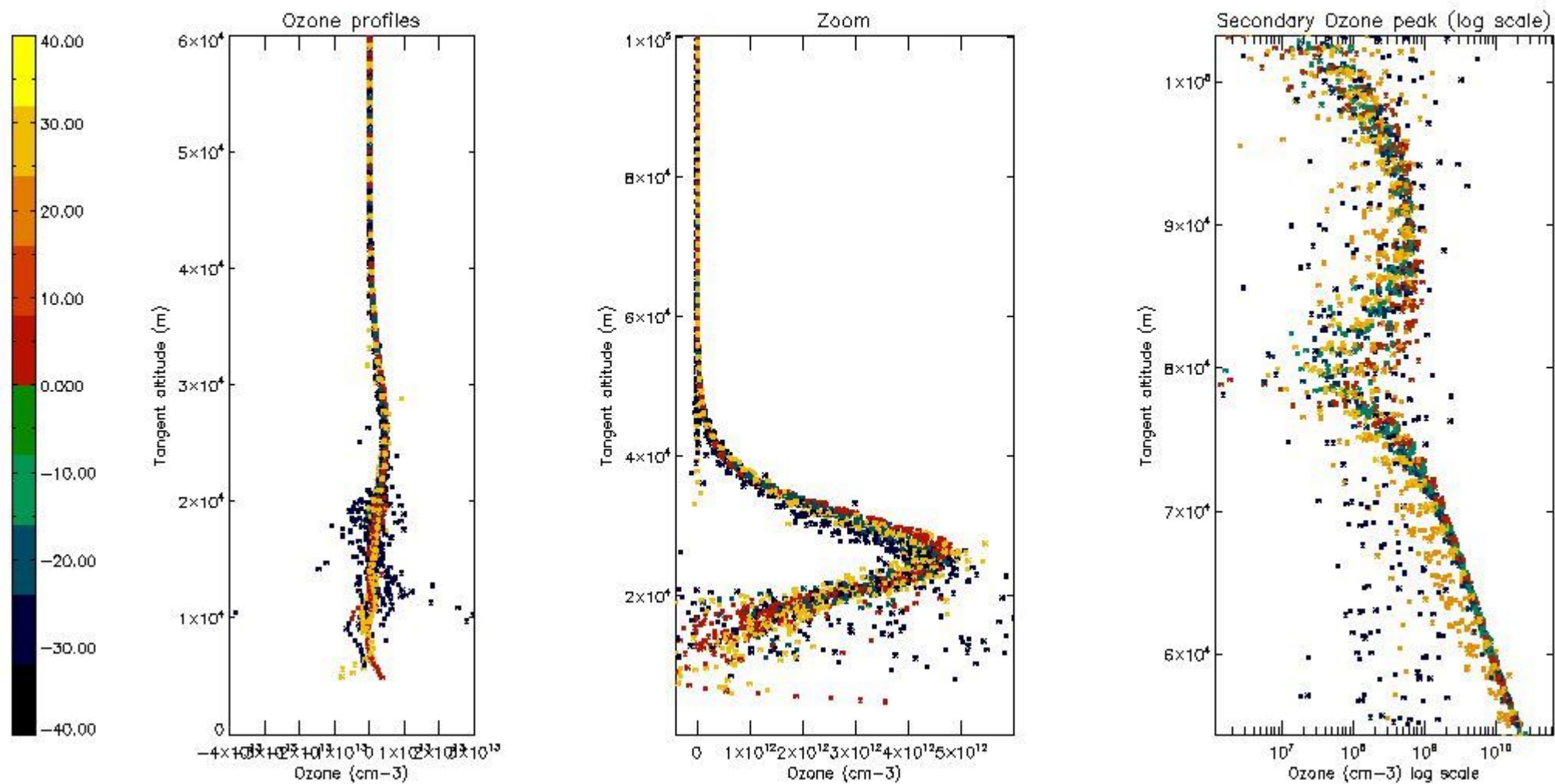
So, the table below shows the percentage of dark limb and valid observations for each criteria with respect to the overall valid daily observations.

Criteria	% of total production
All STD	32
STD < 20	19

STD < 10	15
STD < 5	12

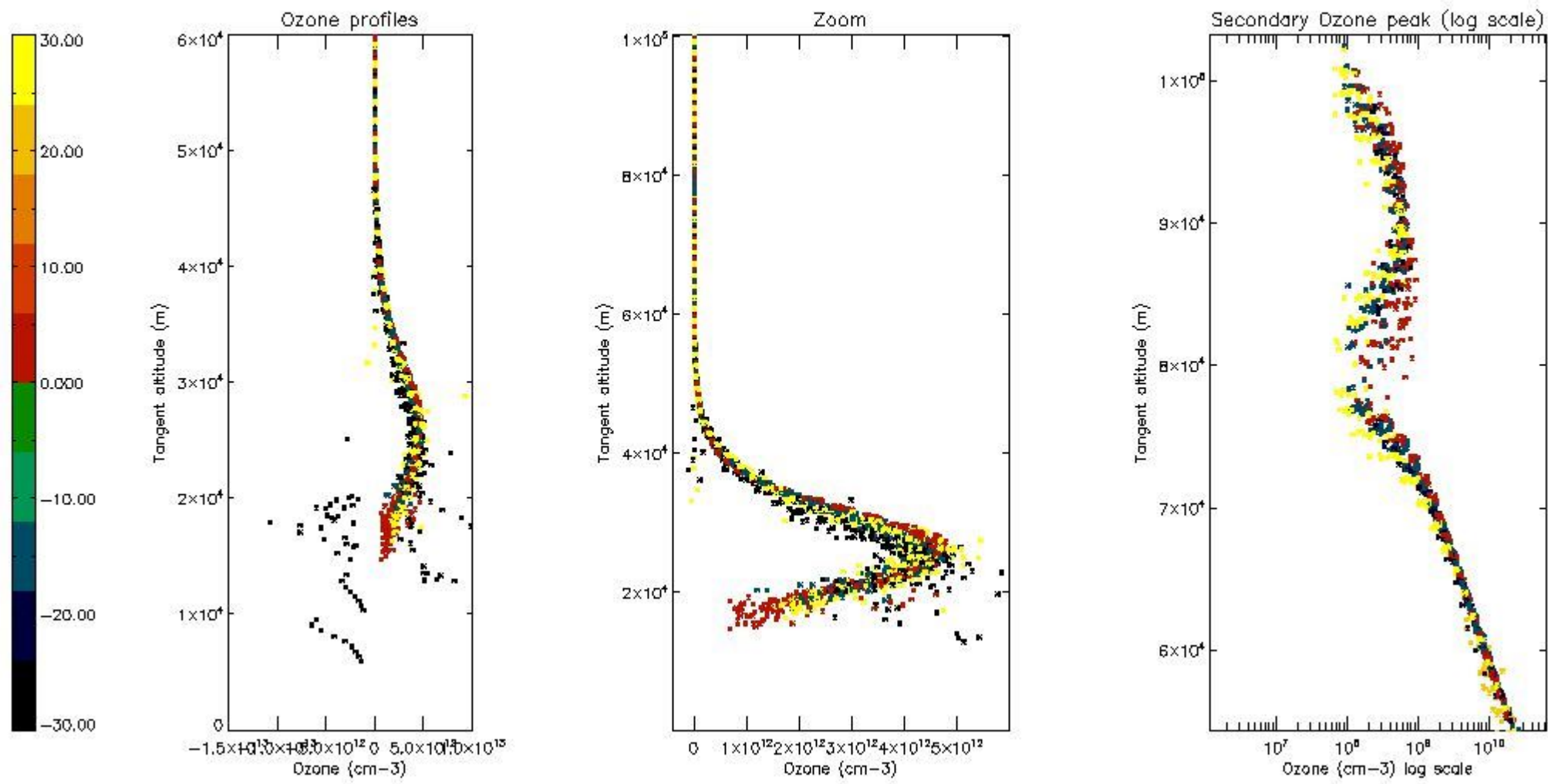
5.2 Plot ozone profiles for all STD (dark without errors)

The colorbar represents the latitude.



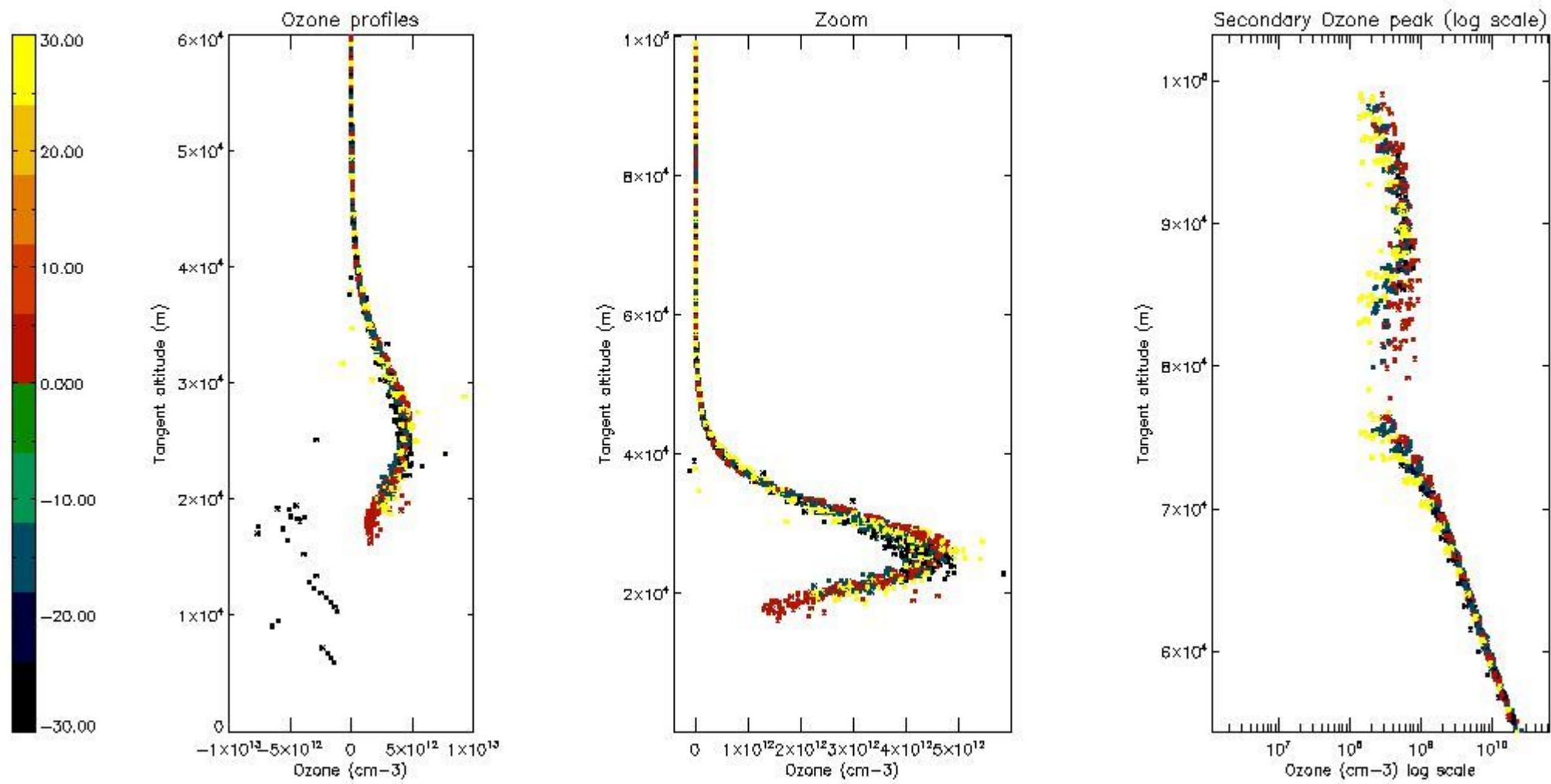
5.3 Plot ozone profiles where STD < 20% (dark without errors)

The colorbar represents the latitude.



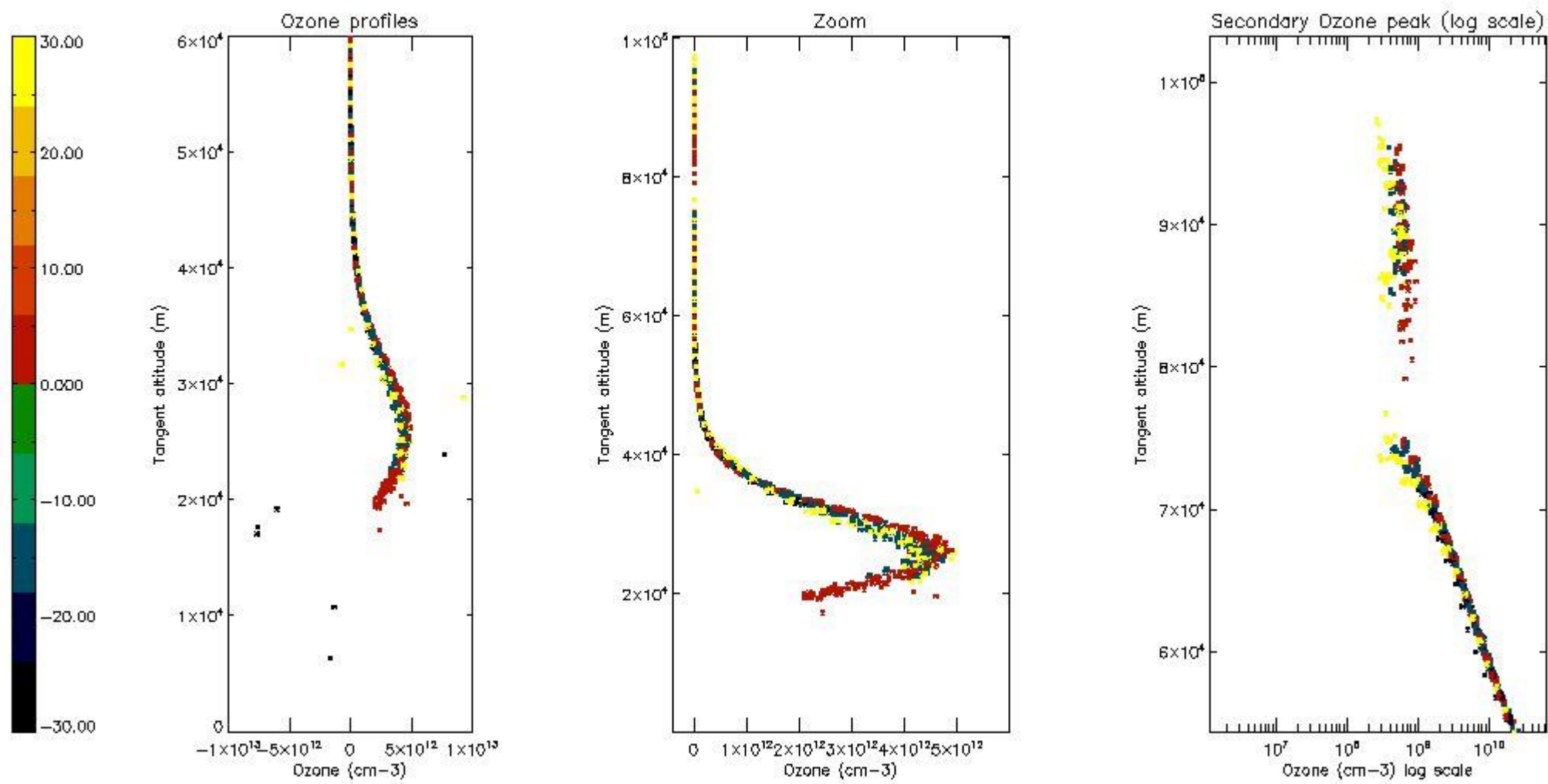
5.4 Plot ozone profiles where STD < 10% (dark without errors)

The colorbar represents the latitude.



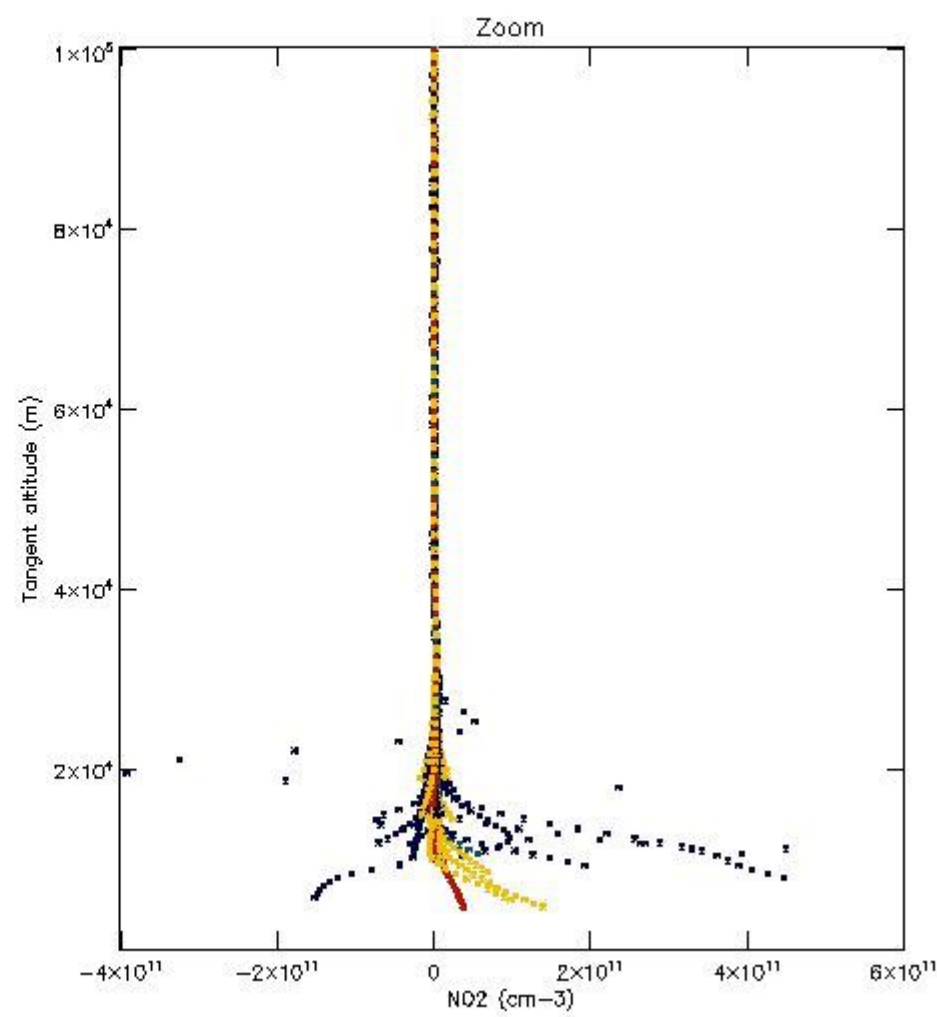
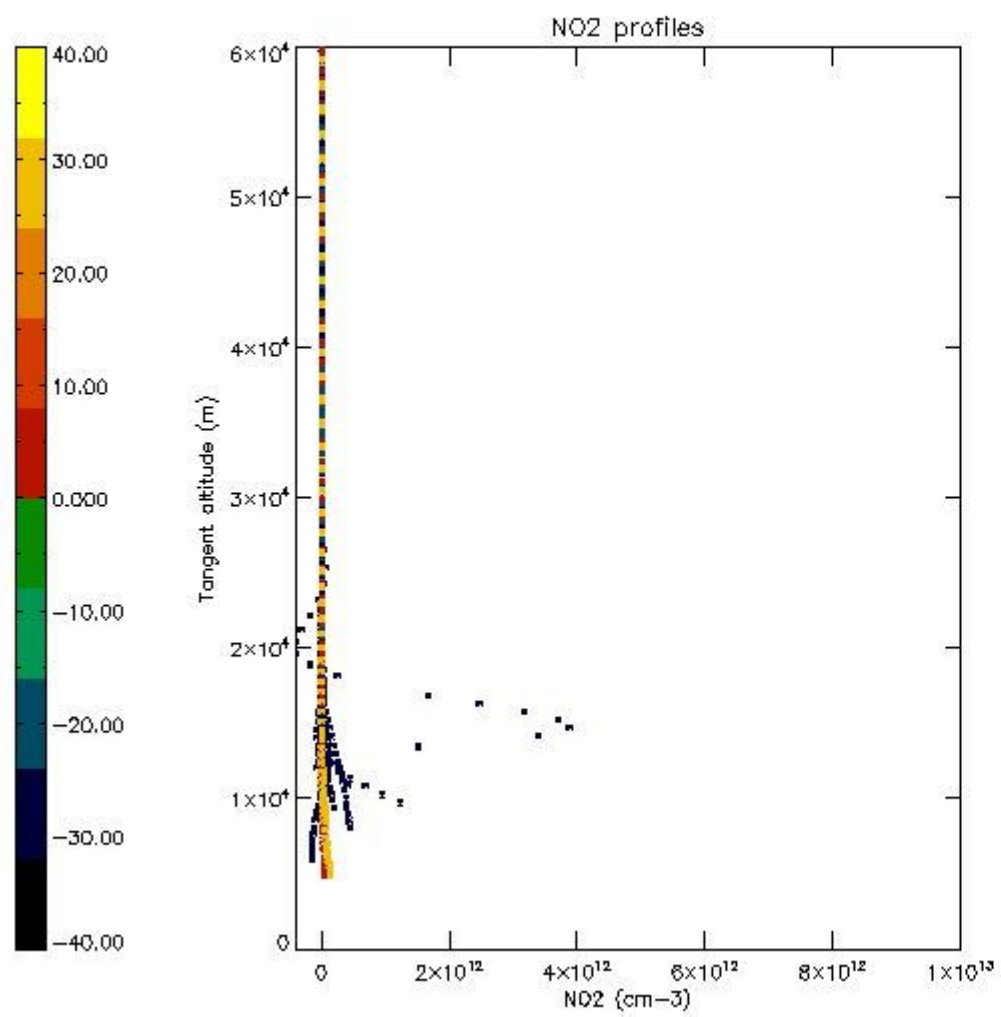
5.5 Plot ozone profiles where STD < 5% (dark without errors)

The colorbar represents the latitude.



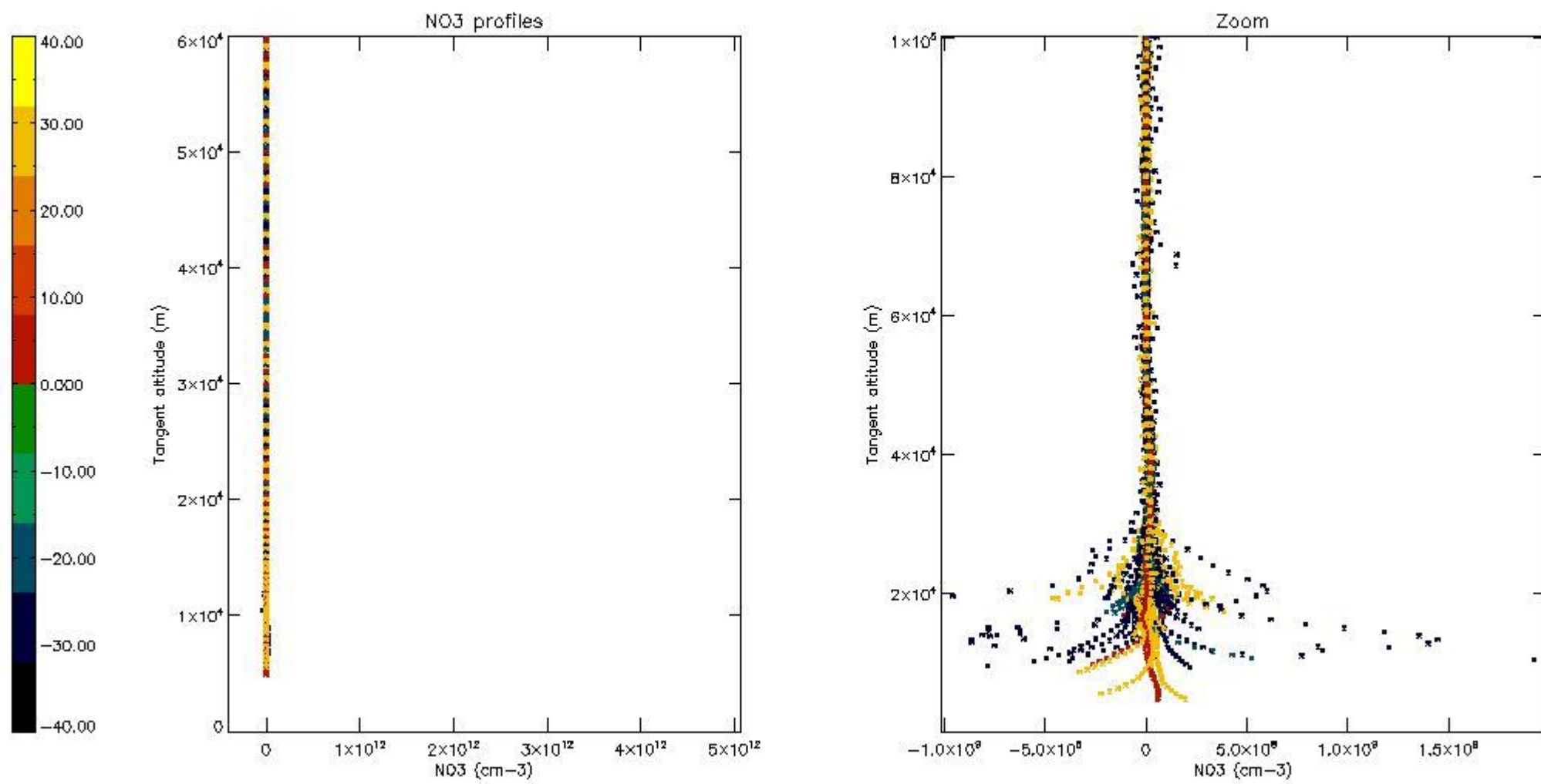
5.6 Plot NO₂ profiles for all STD (dark without errors)

The colorbar represents the latitude.



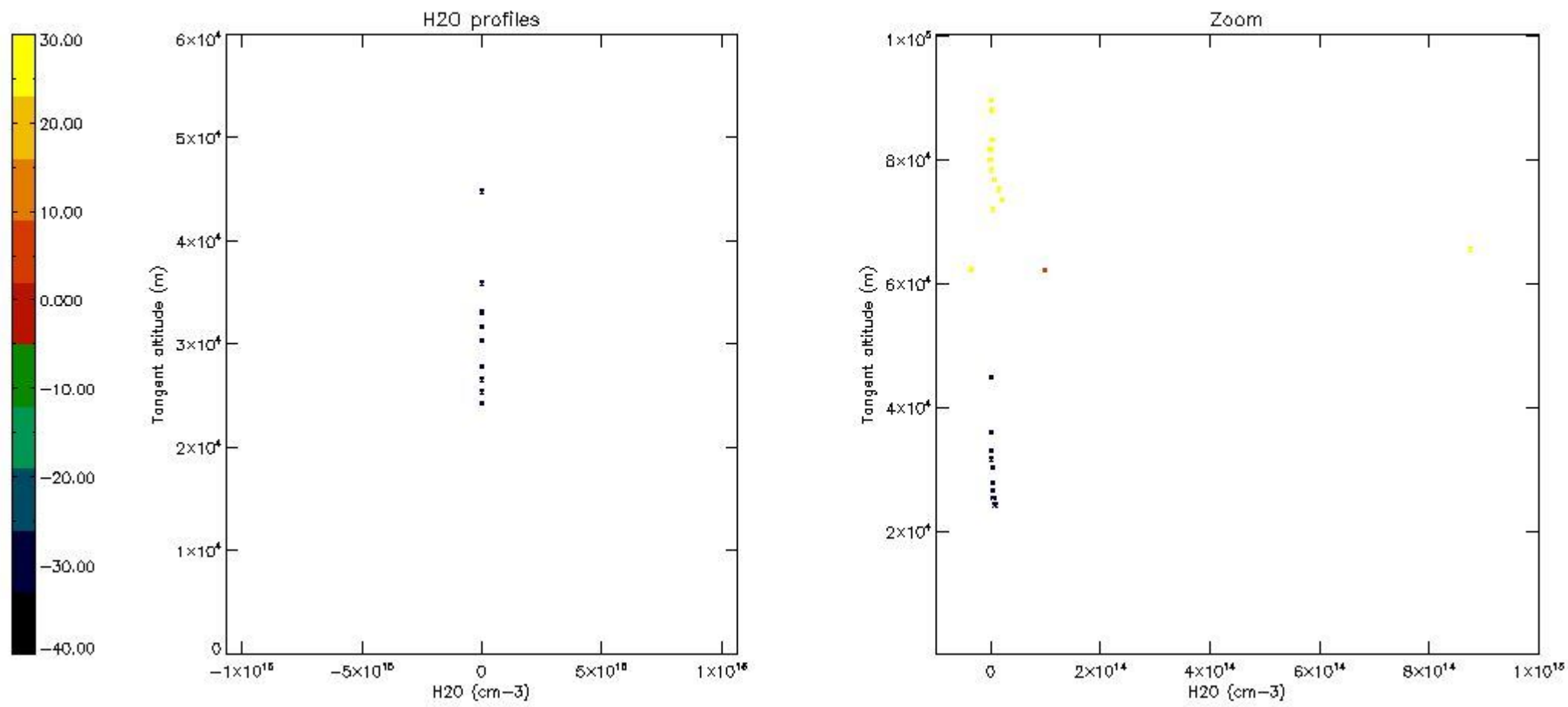
5.7 Plot NO3 profiles for all STD (dark without errors)

The colorbar represents the latitude.



5.8 Plot H2O profiles for all STD (only for occultations of stars 1,2,3,4,13,14,16,26,63 dark without errors)

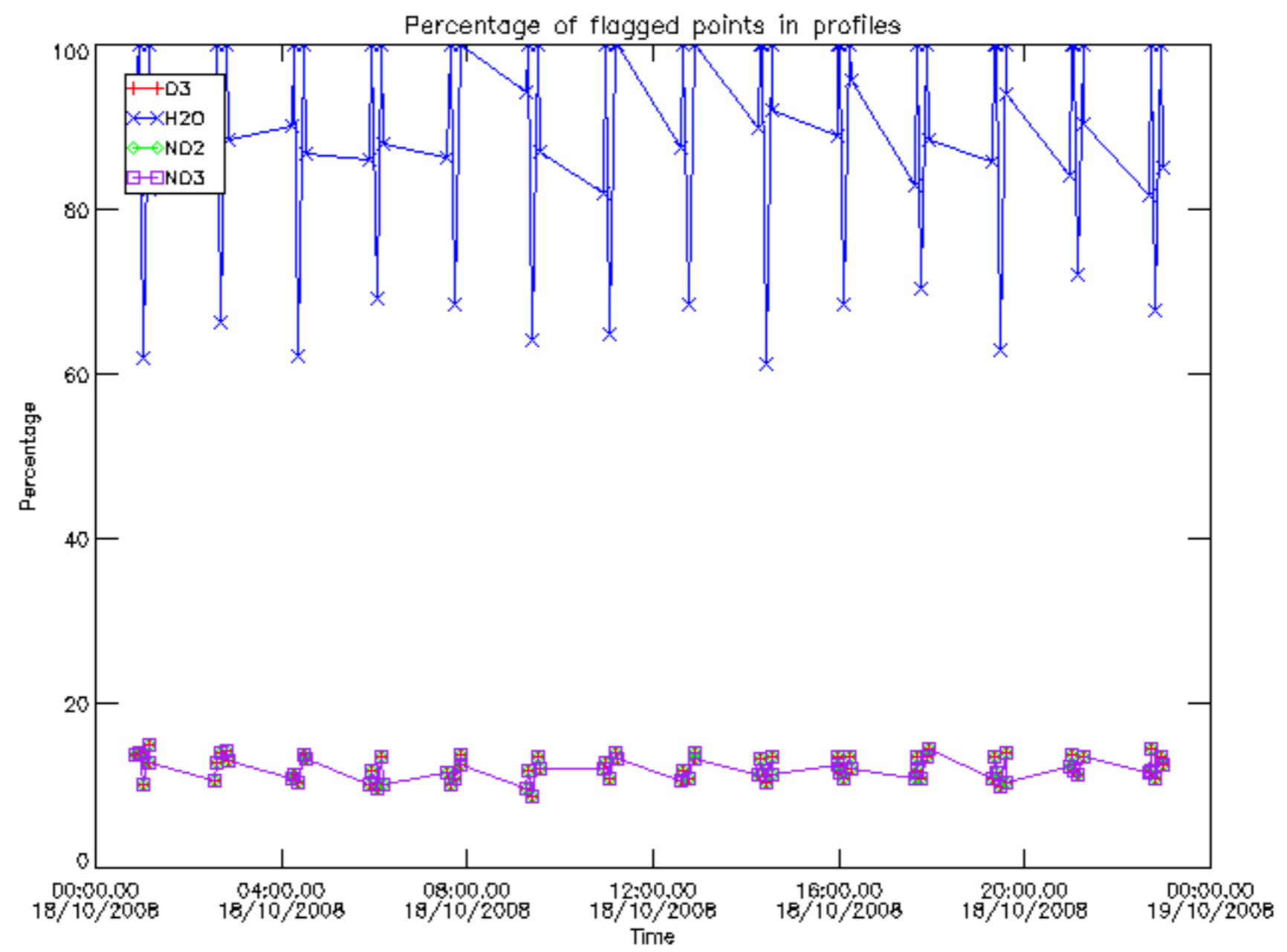
The colorbar represents the latitude.



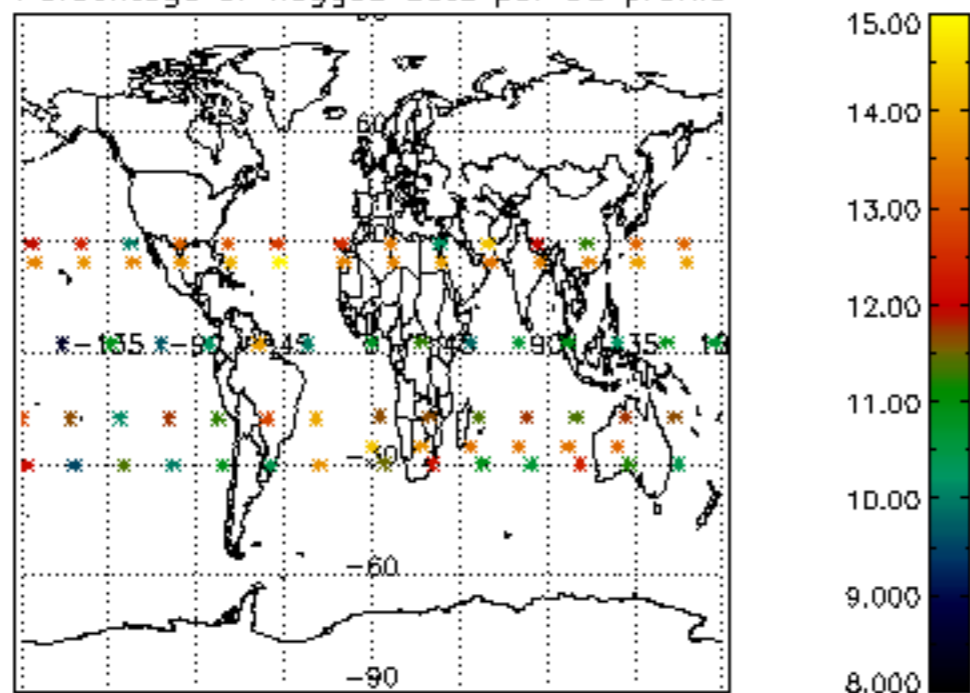
6. Auxiliary Data Files used for the production reported in section 2

The number reported in the third column indicates since which file (see list in section 2) the corresponding auxiliary file has been used. The fourth column is the date of those product files.

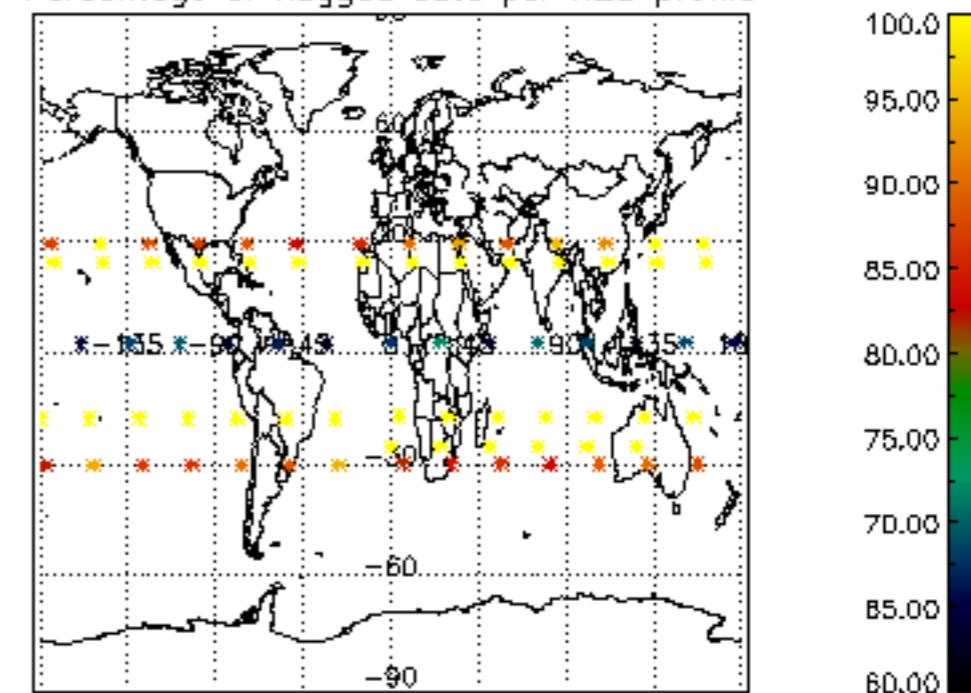
Type	Auxiliary Filename	Used since product	Used since product date
INST_PHYS_CHARACTERISTICS	GOM_INS_AXVIEC20091111_143220_20030716_120000_20500101_000000	1	18-OCT-2008 00:02:14
LEVEL-2_PROC_CONFIG	GOM_PR2_AXVIEC20091111_152718_20020301_000000_20500101_000000	1	18-OCT-2008 00:02:14
CROSS_SECTIONS_FILE	GOM_CRS_AXVIEC20091111_154832_20020301_000000_20500101_000000	1	18-OCT-2008 00:02:14



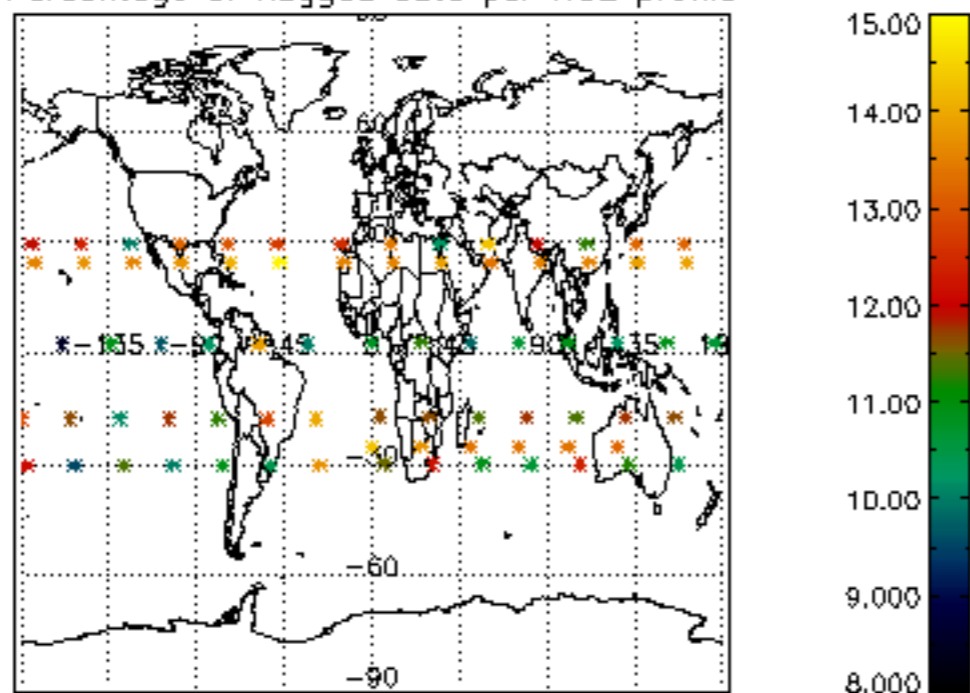
Percentage of flagged data per D3 profile



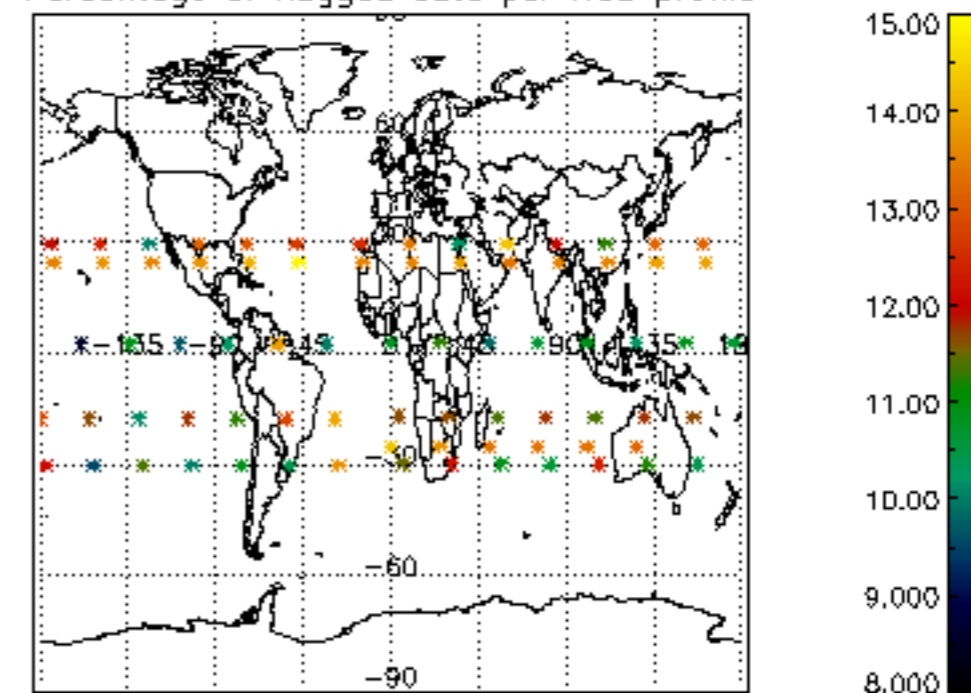
Percentage of flagged data per H2O profile

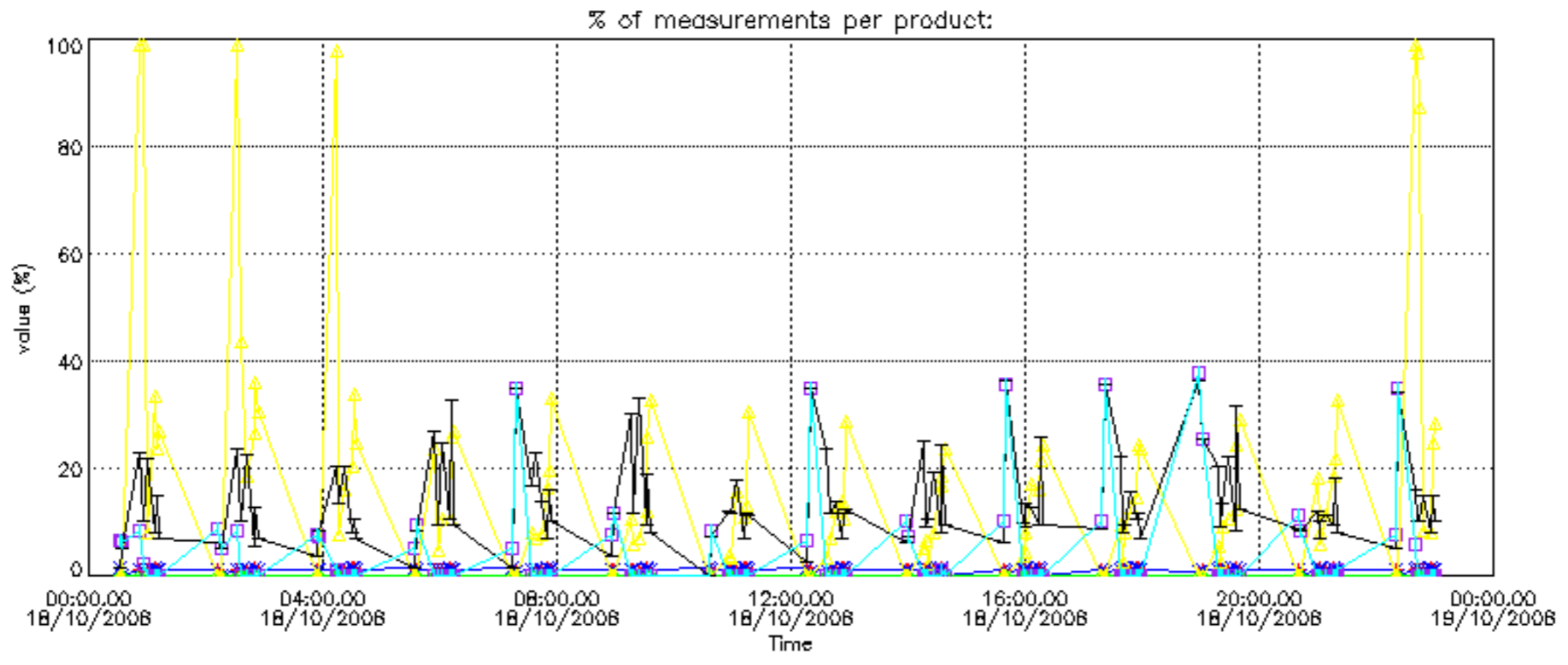


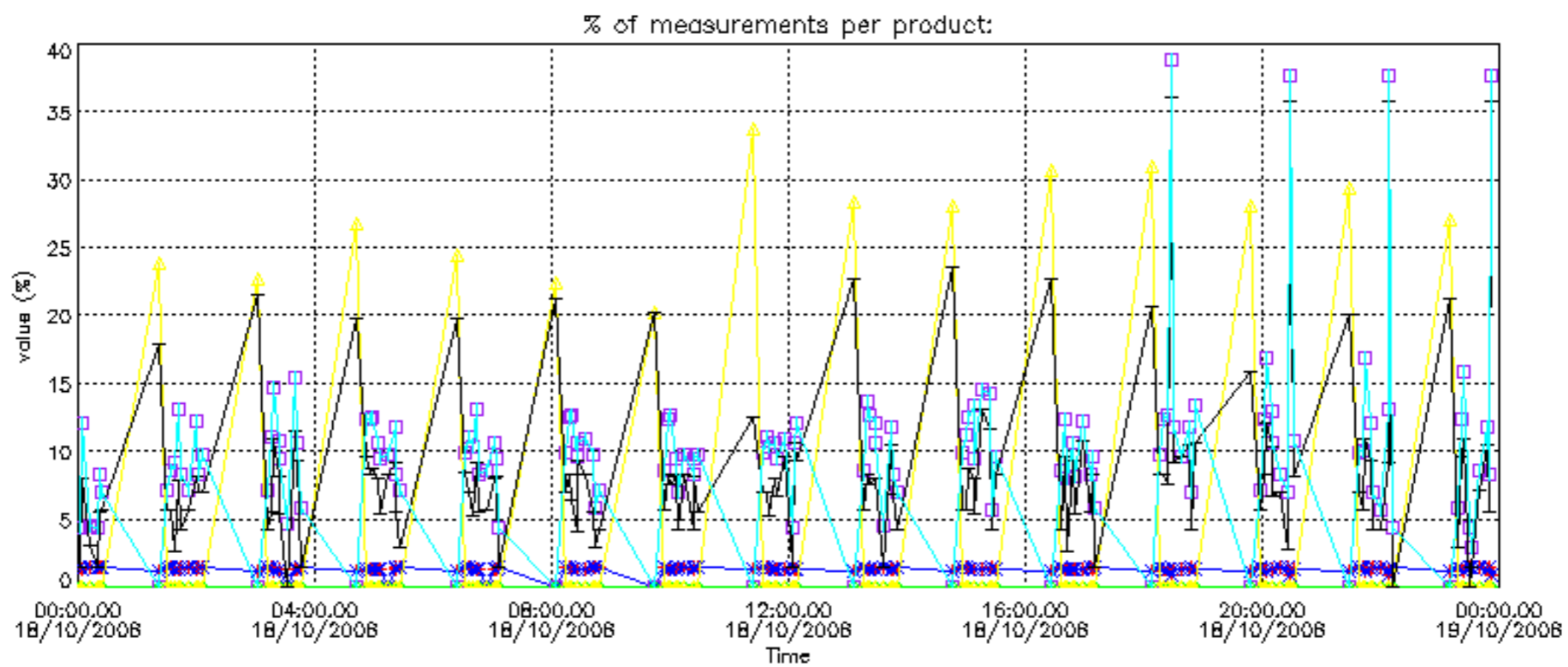
Percentage of flagged data per NO2 profile



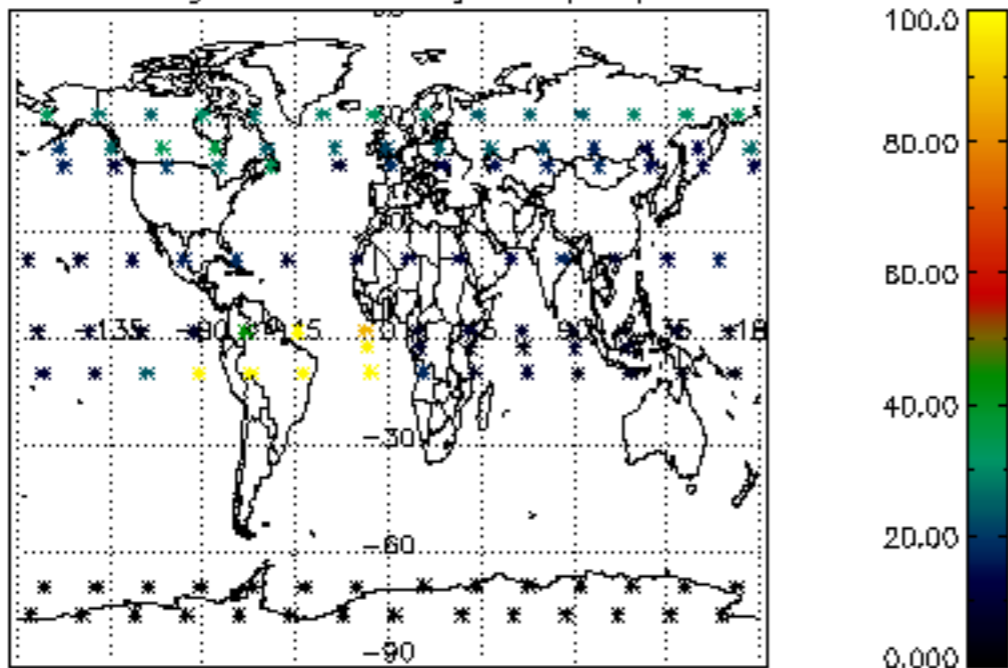
Percentage of flagged data per NO3 profile



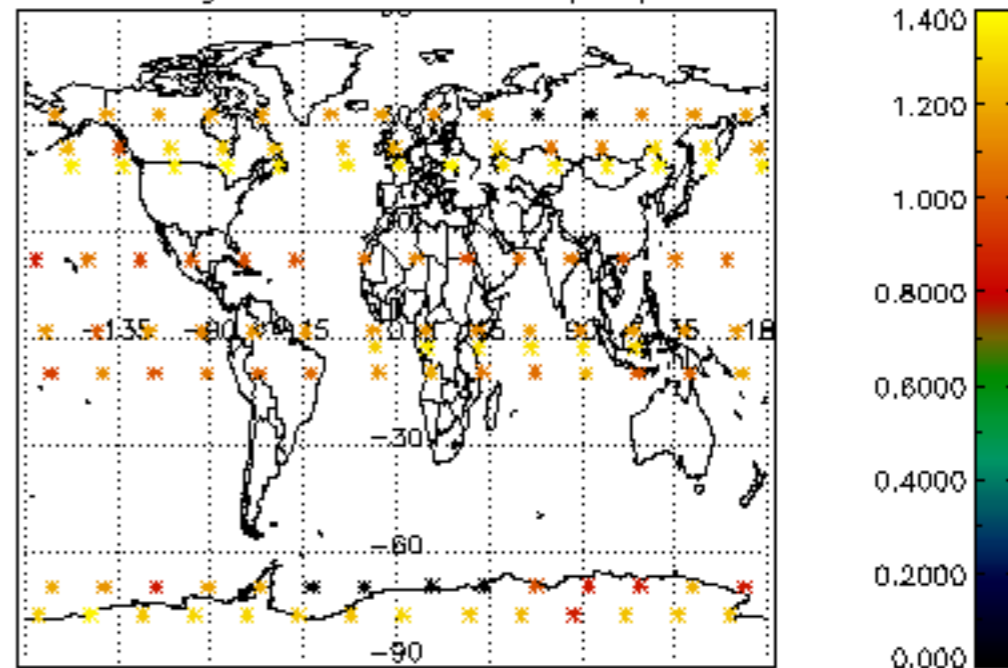




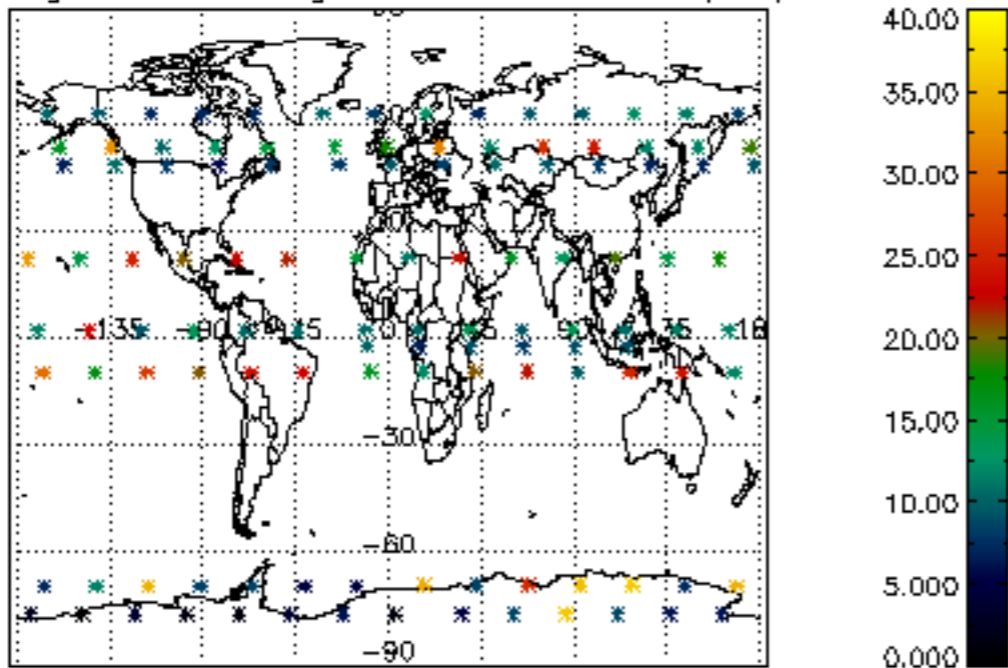
Percentage of cosmic ray hits per profile



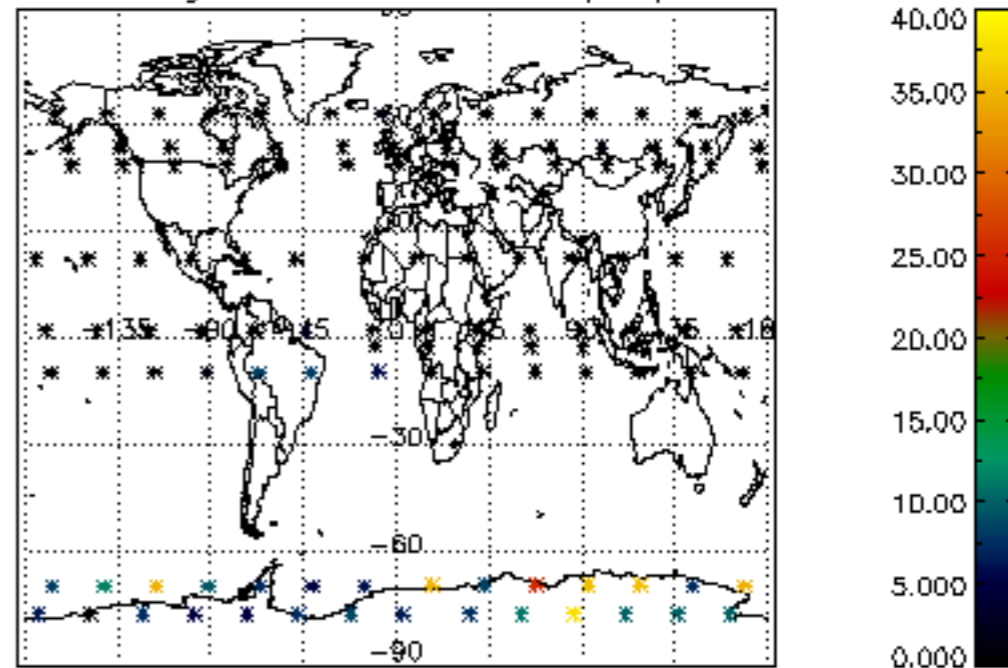
Percentage of datation errors per profile



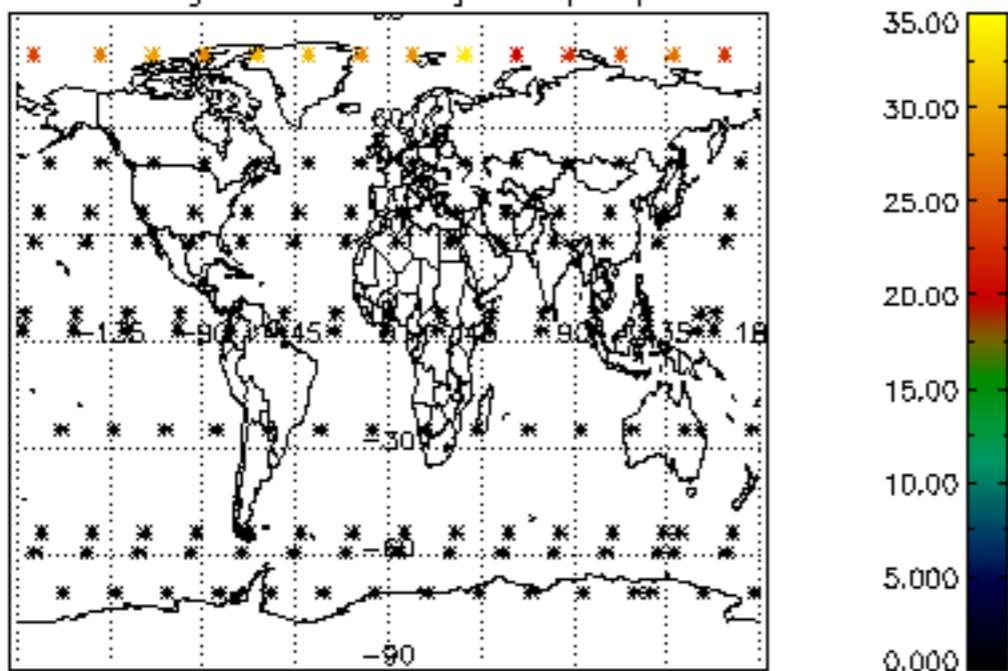
Percentage of star falling outside central band per profile



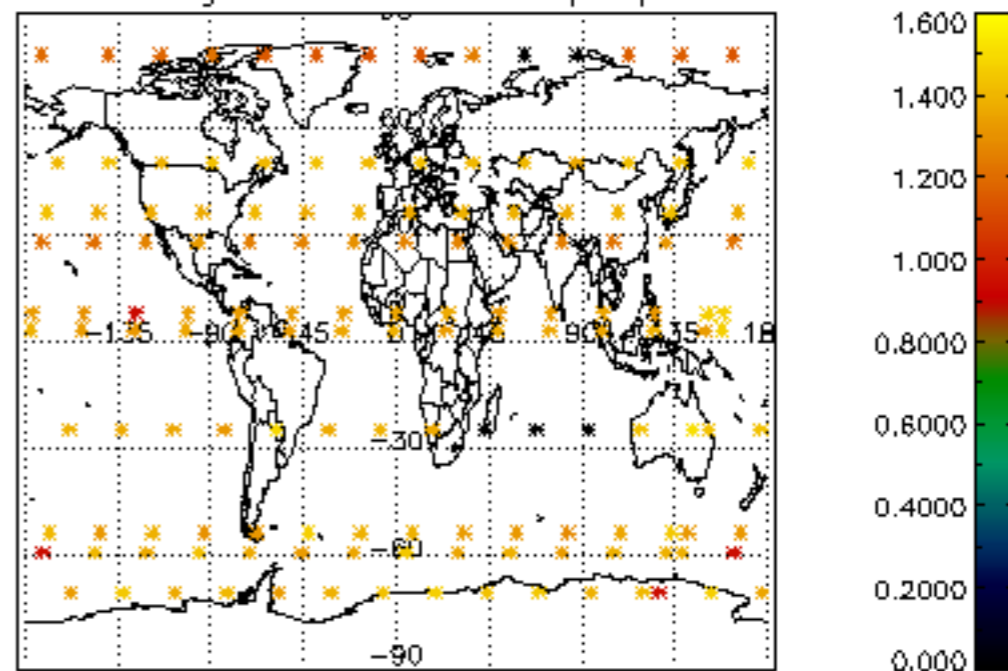
Percentage of saturation errors per profile



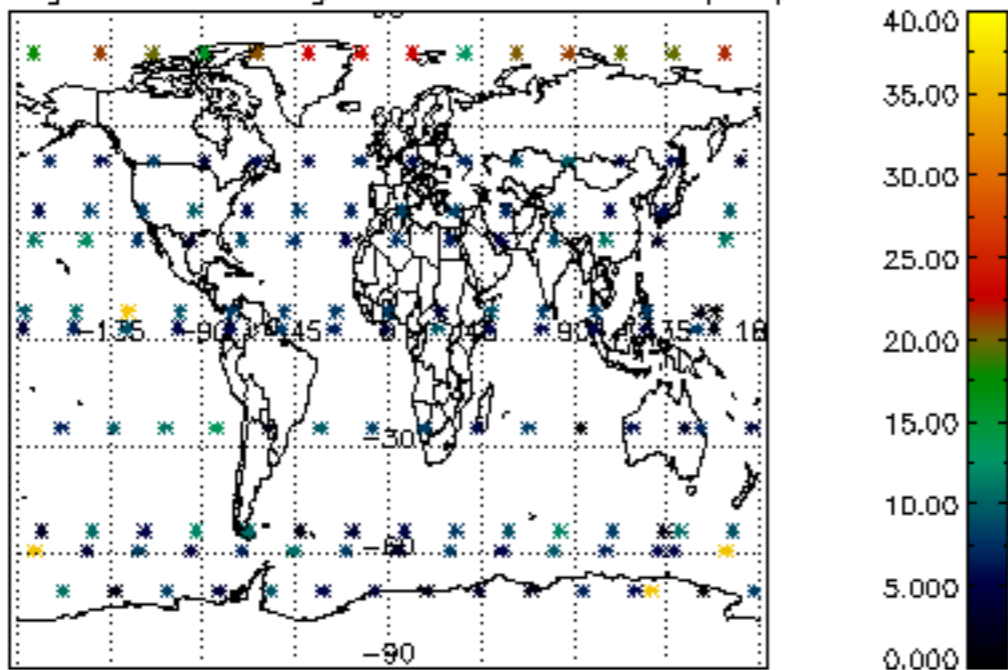
Percentage of cosmic ray hits per profile



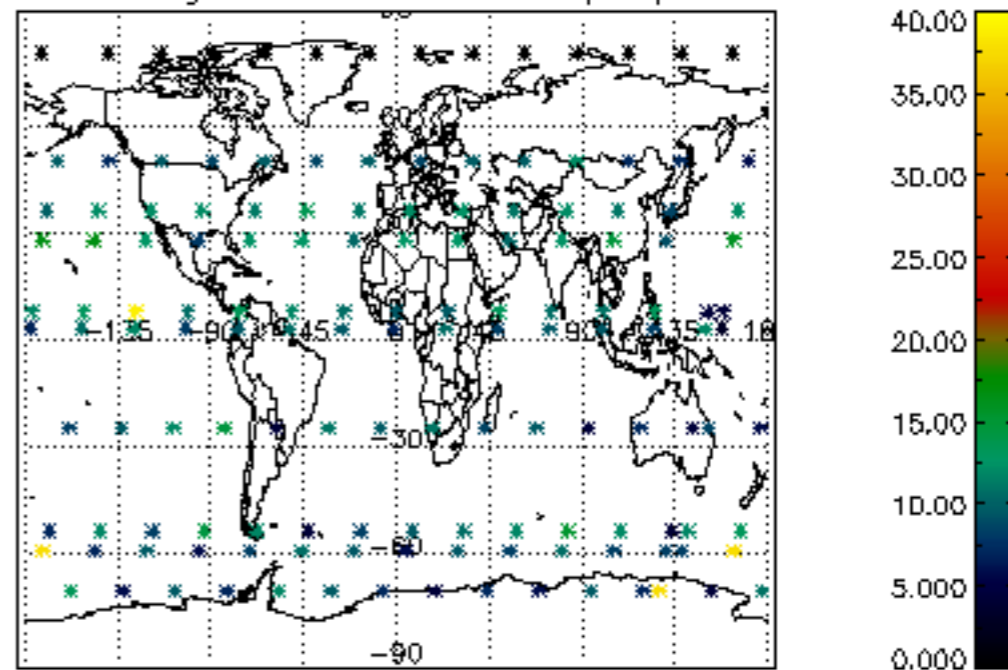
Percentage of datation errors per profile

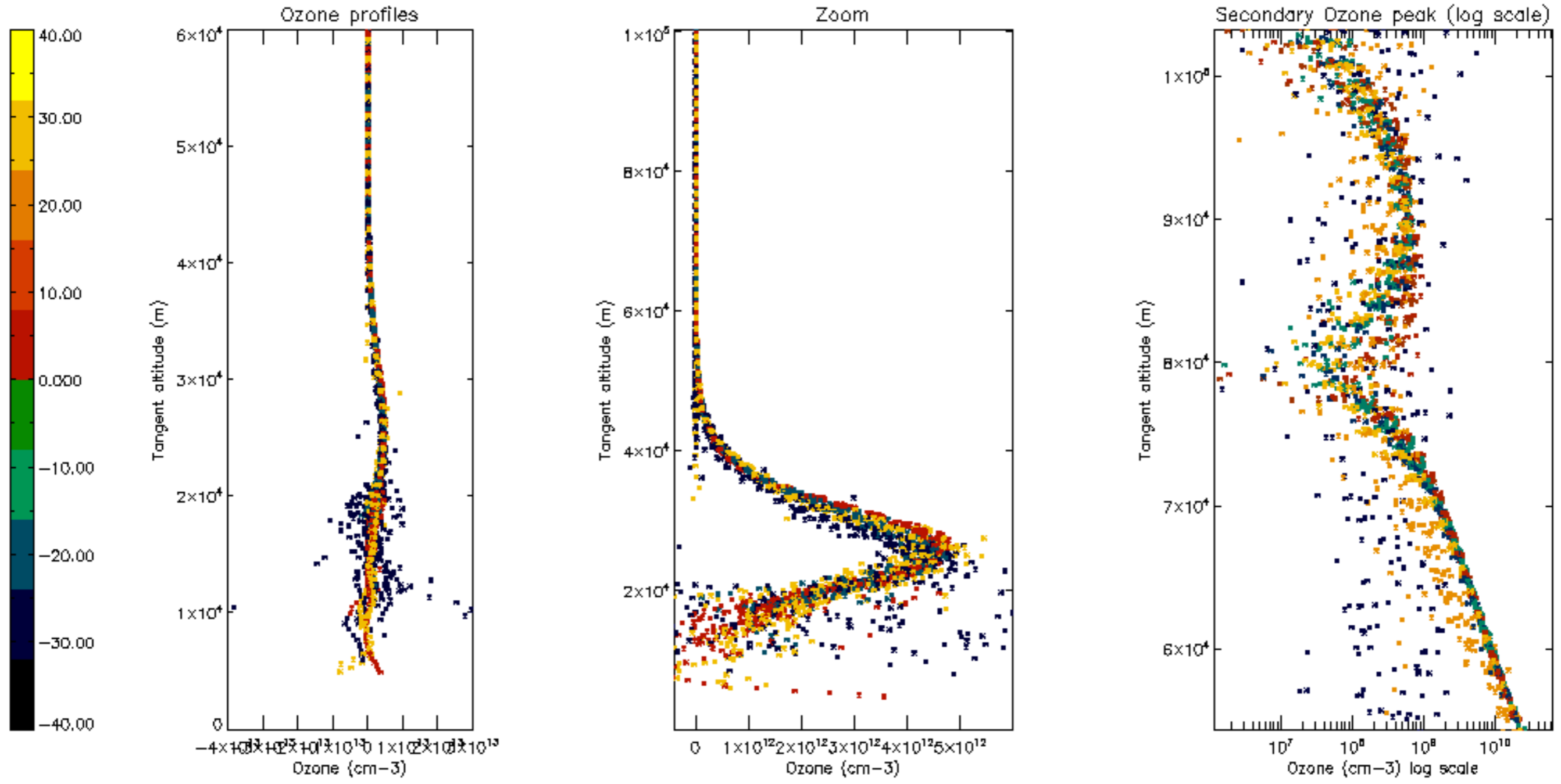


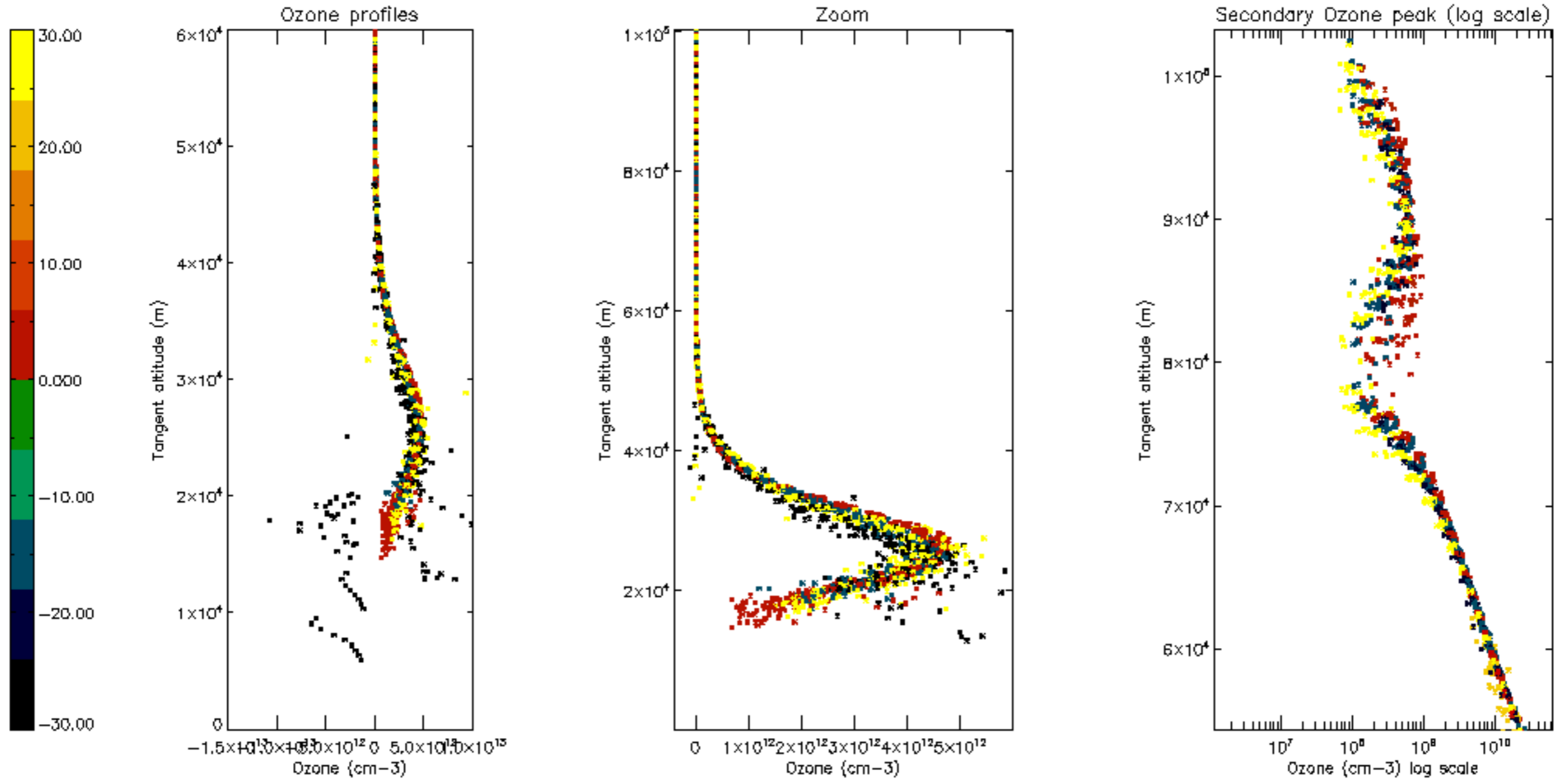
Percentage of star falling outside central band per profile

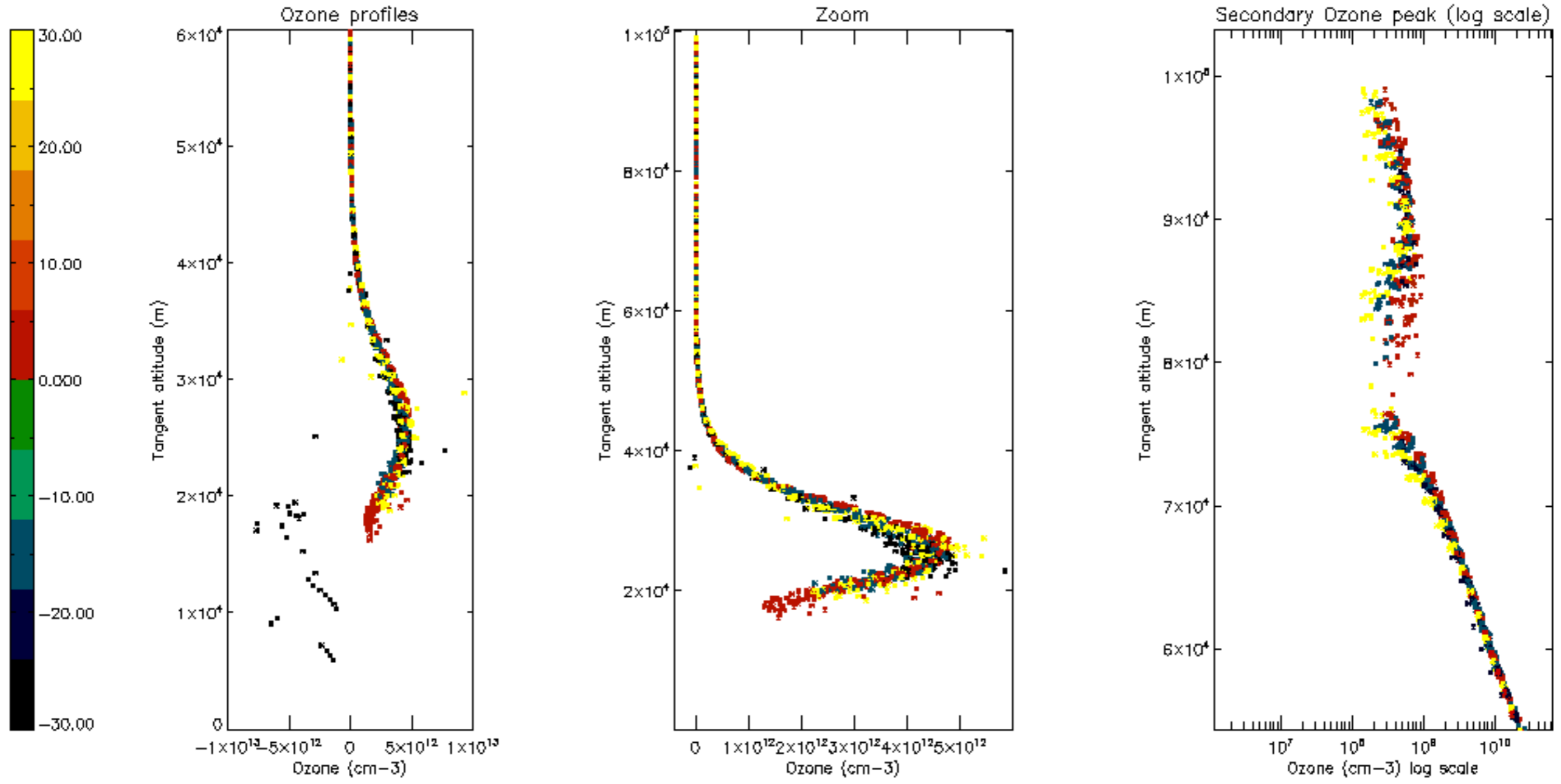


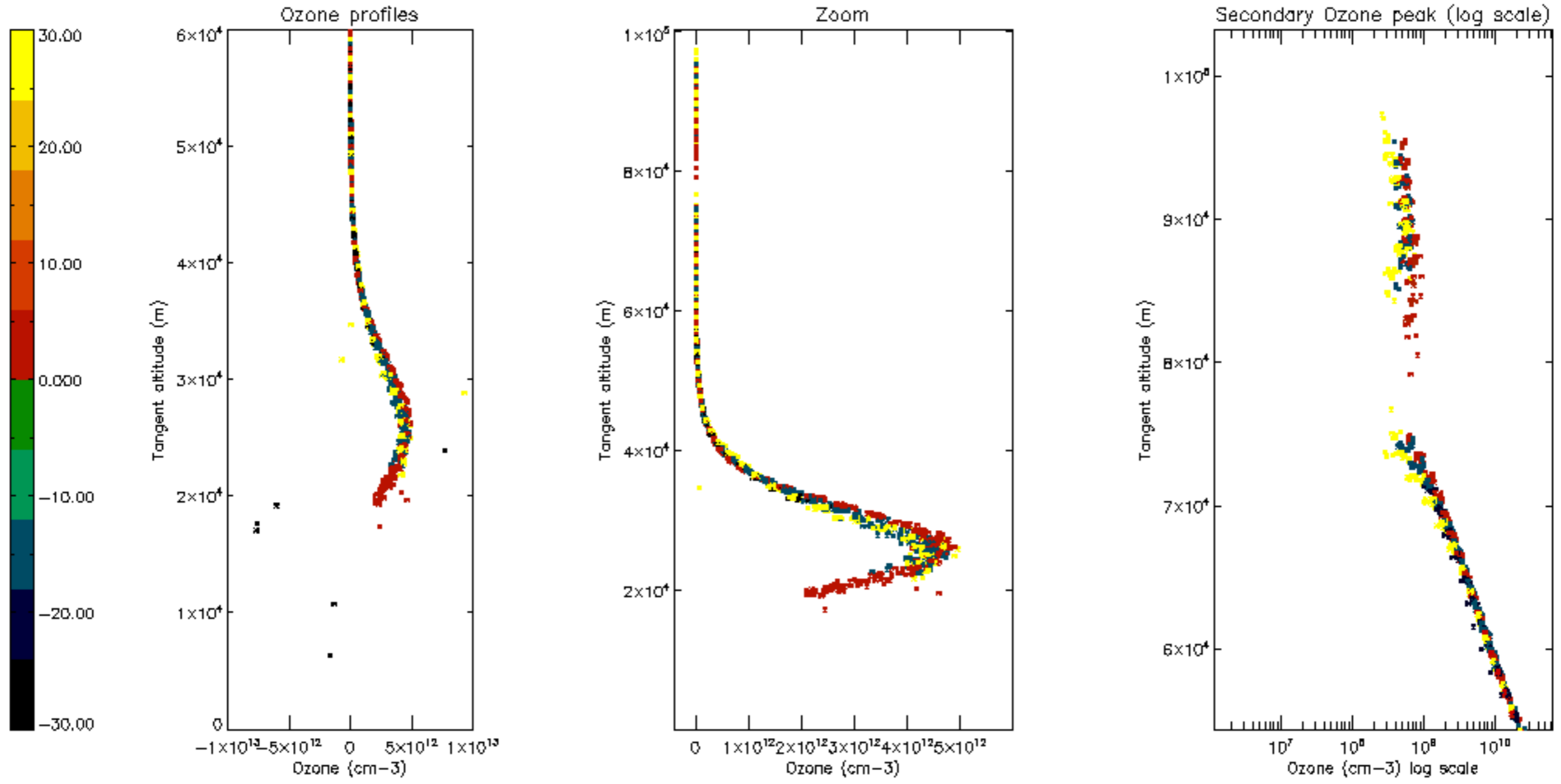
Percentage of saturation errors per profile

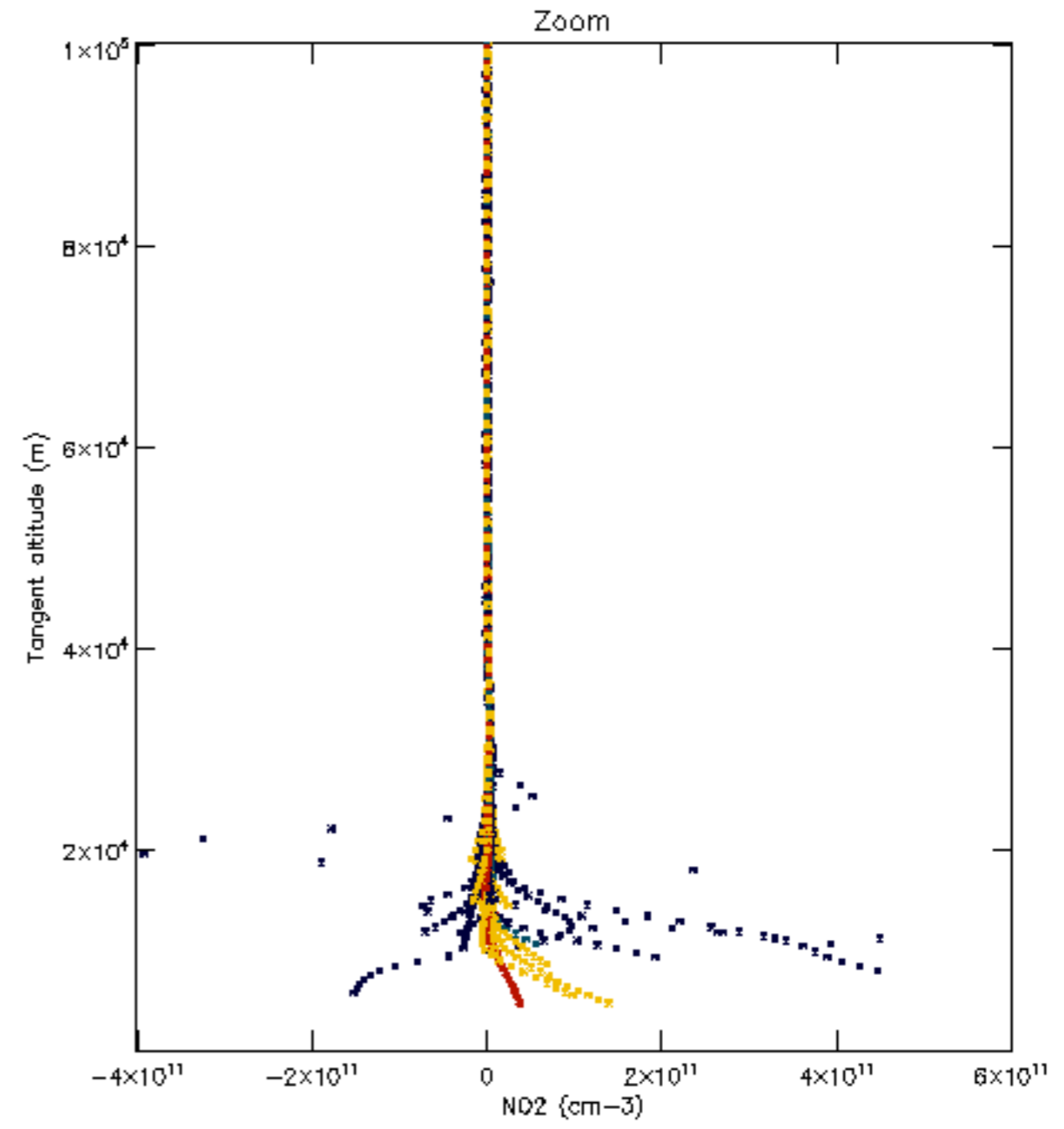
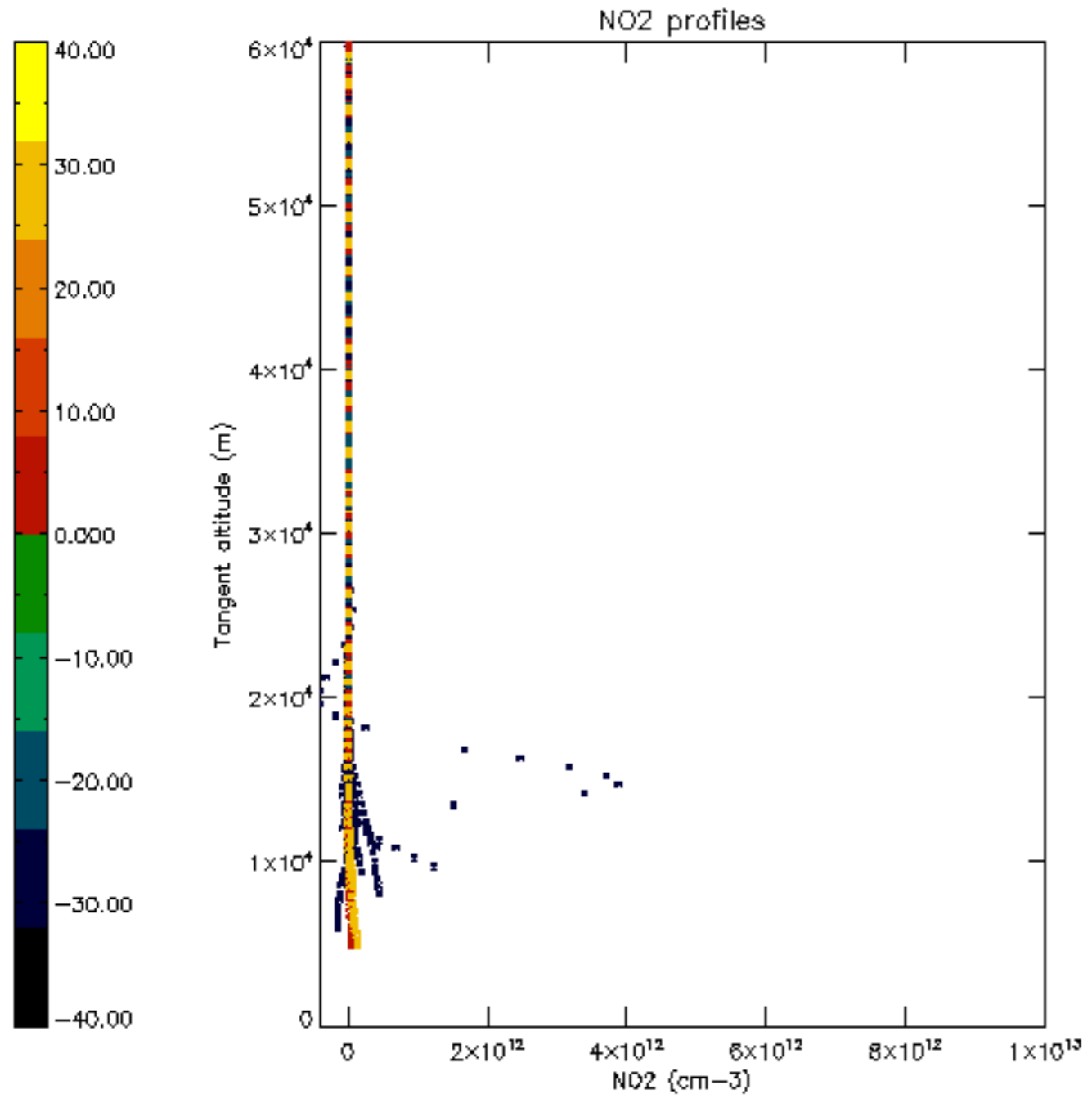


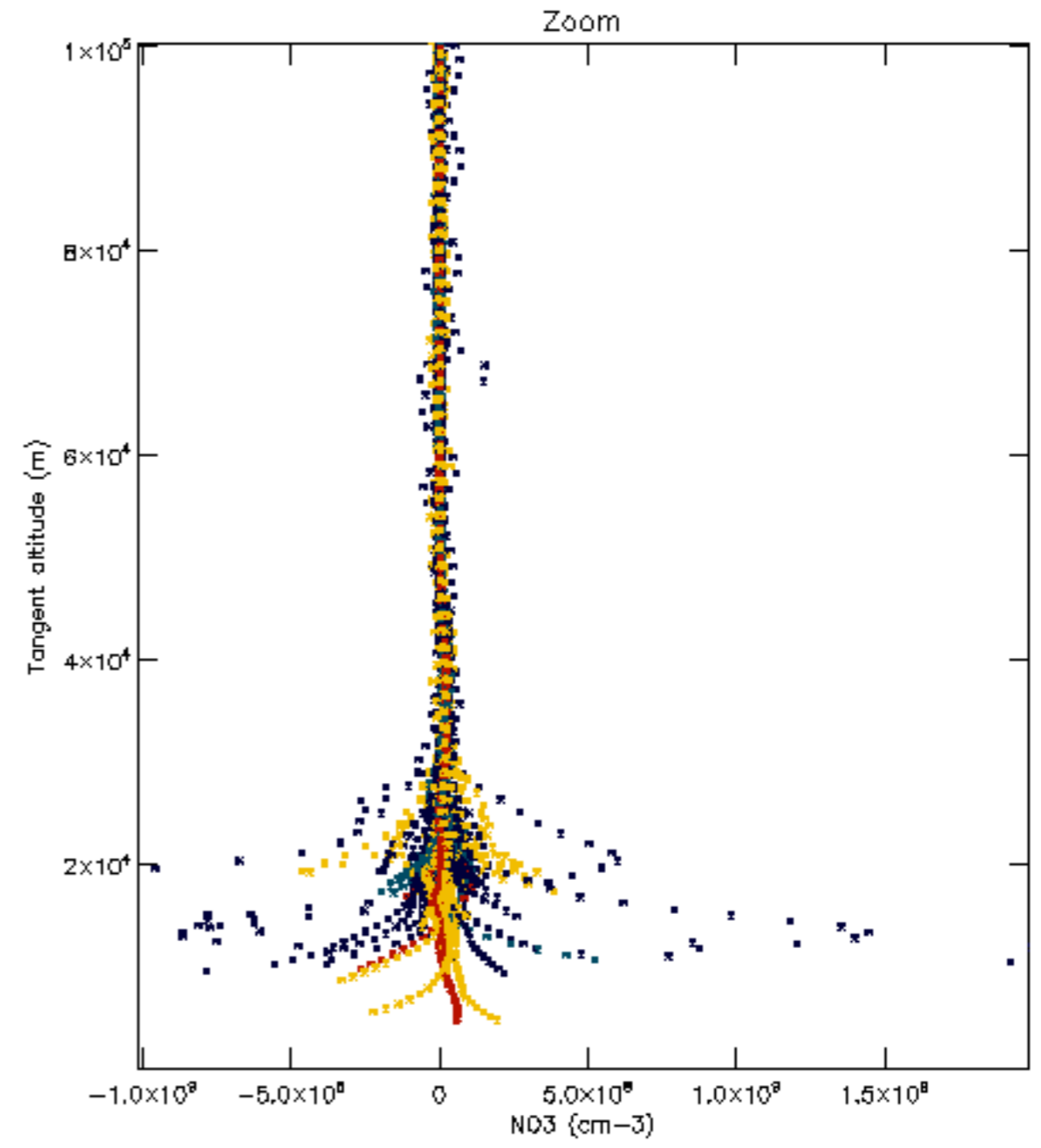
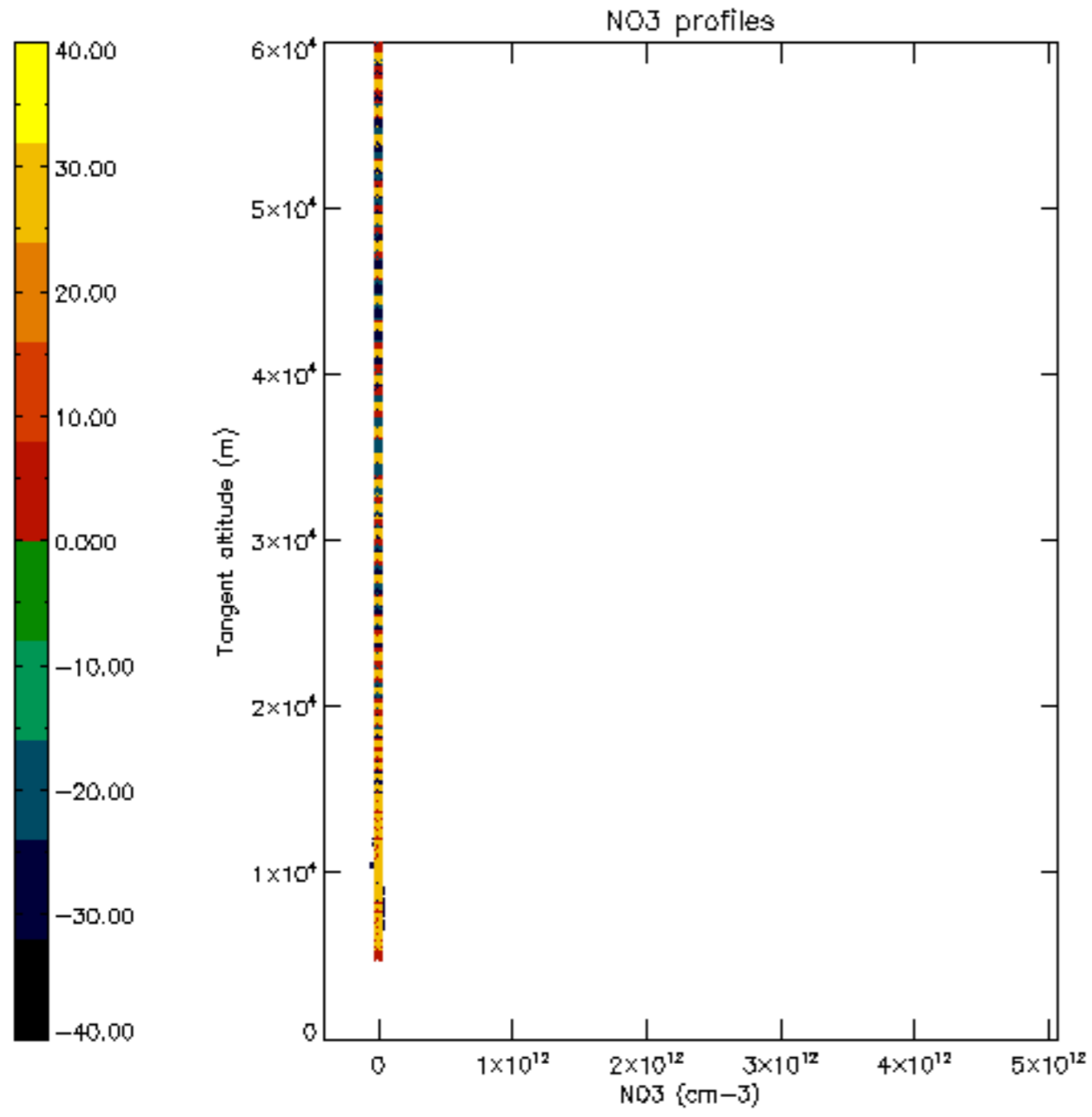


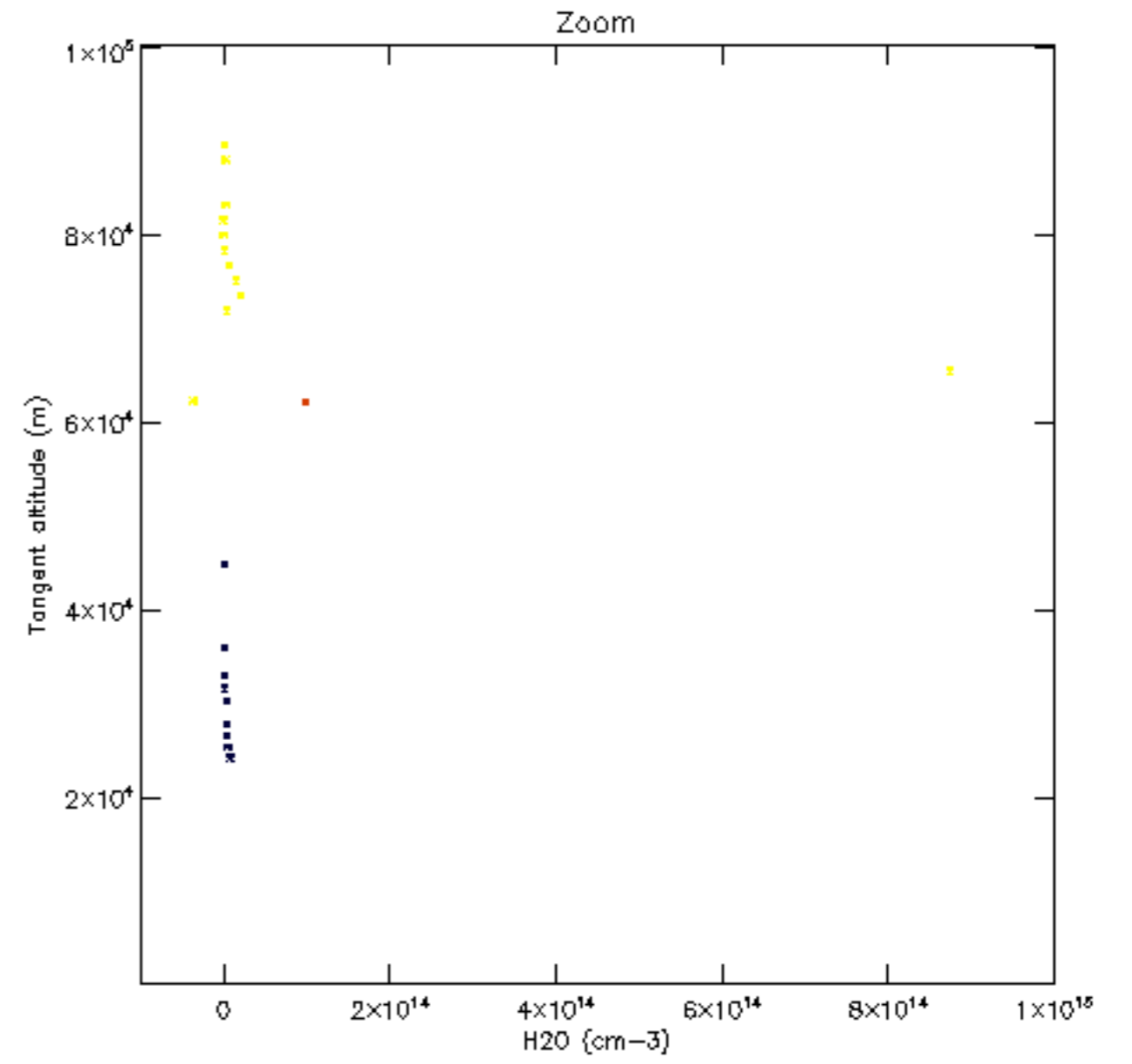
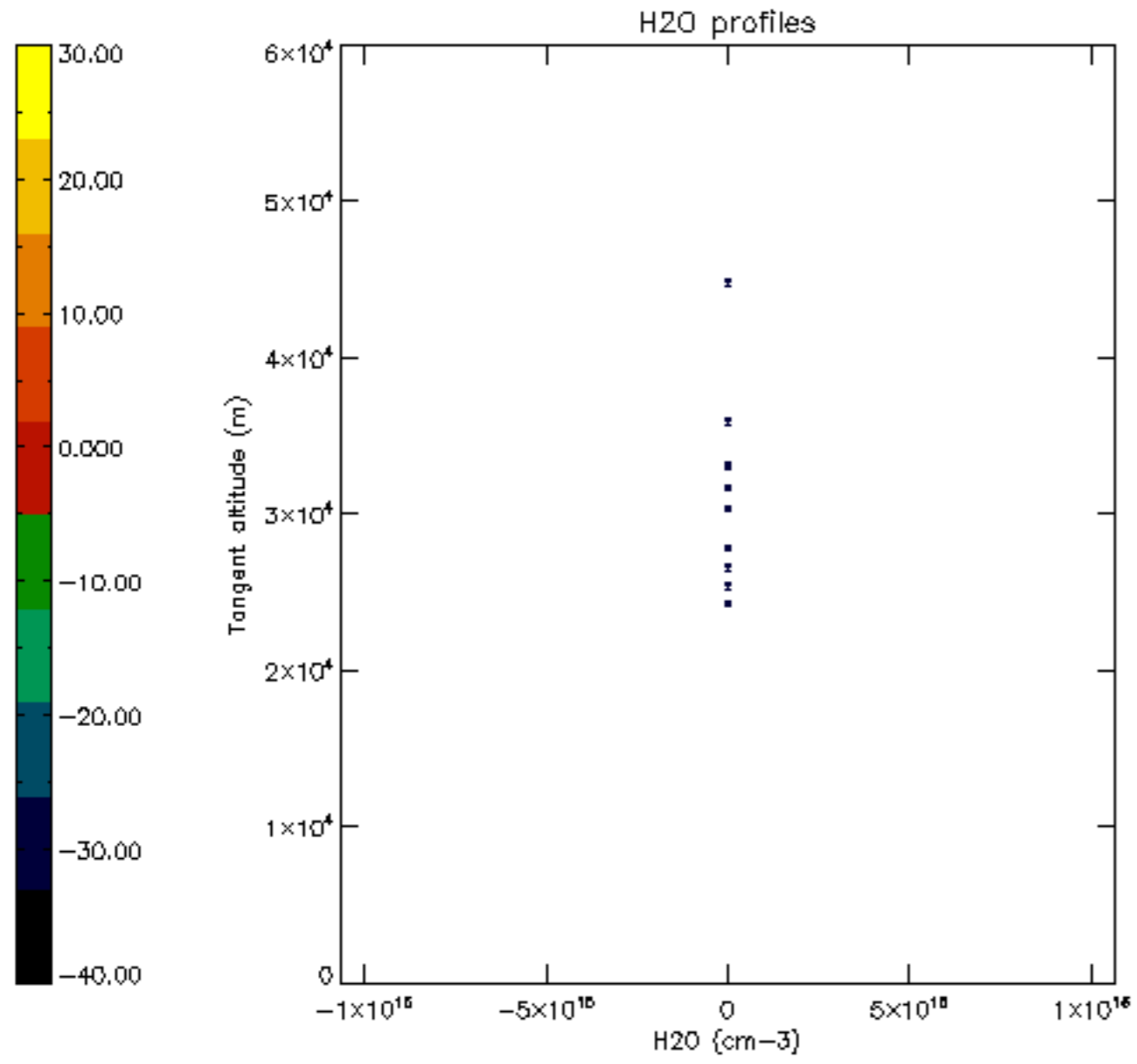


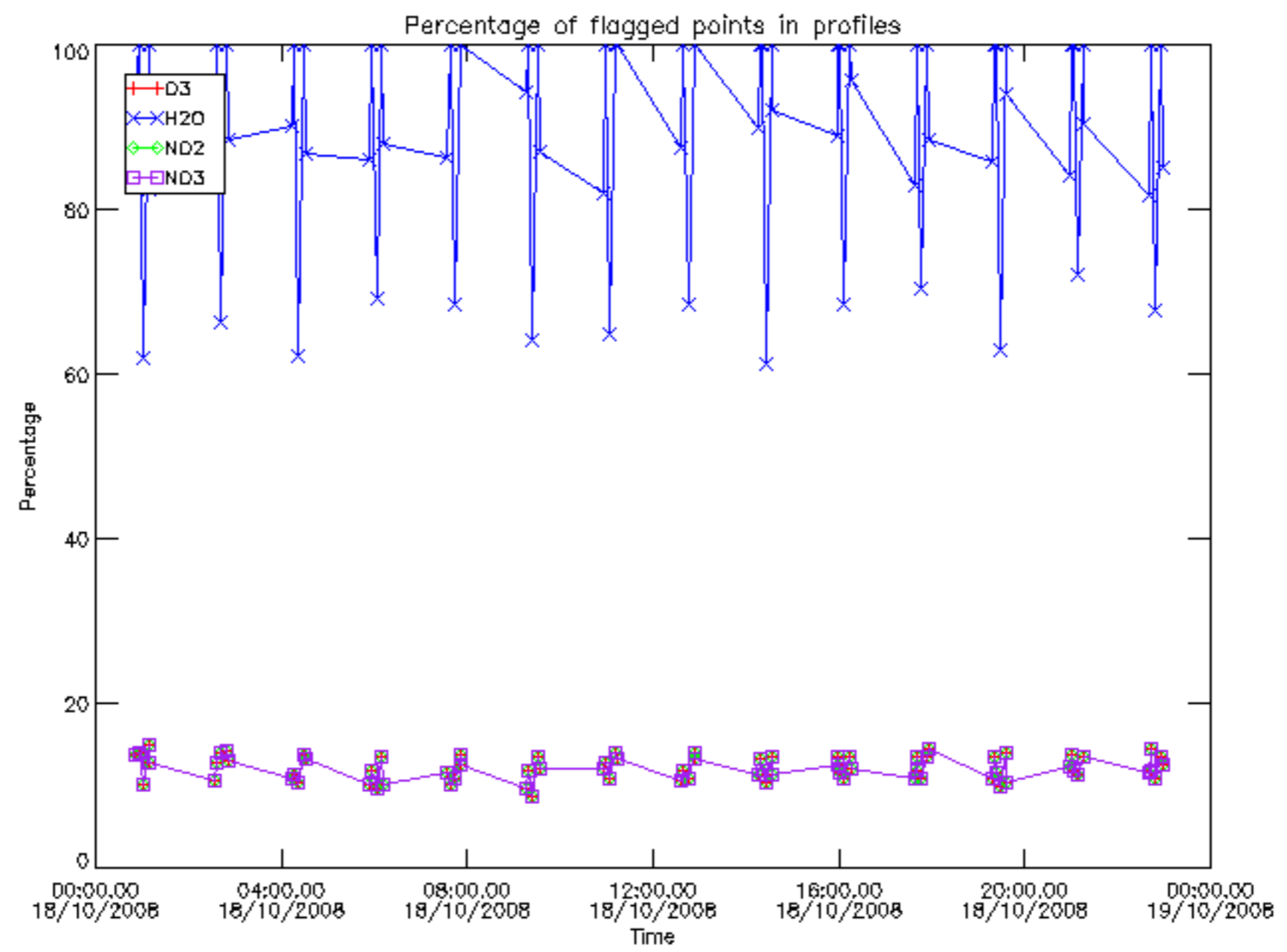




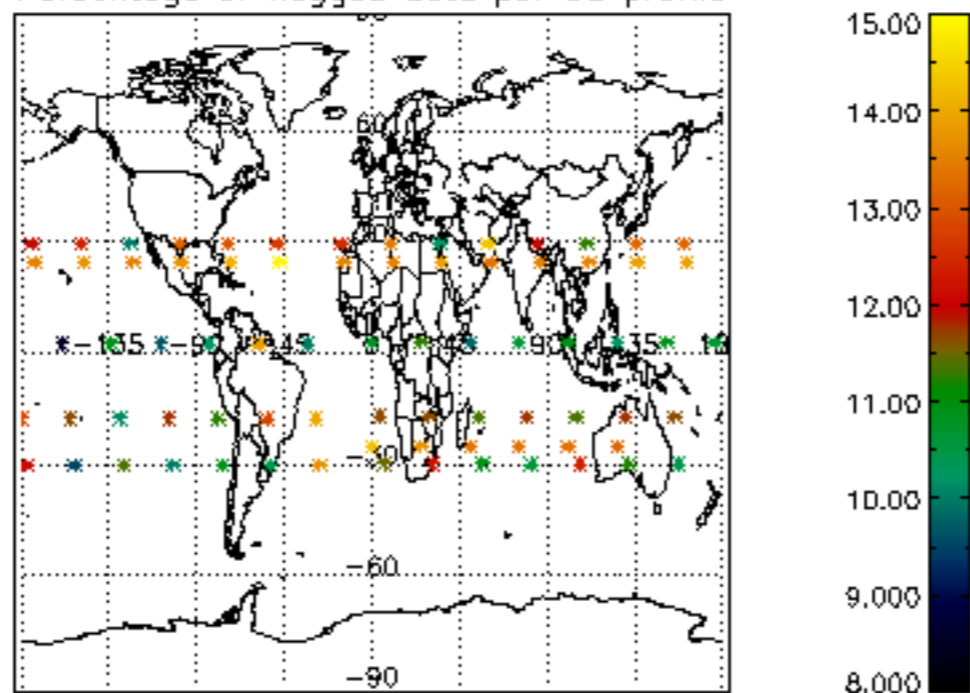




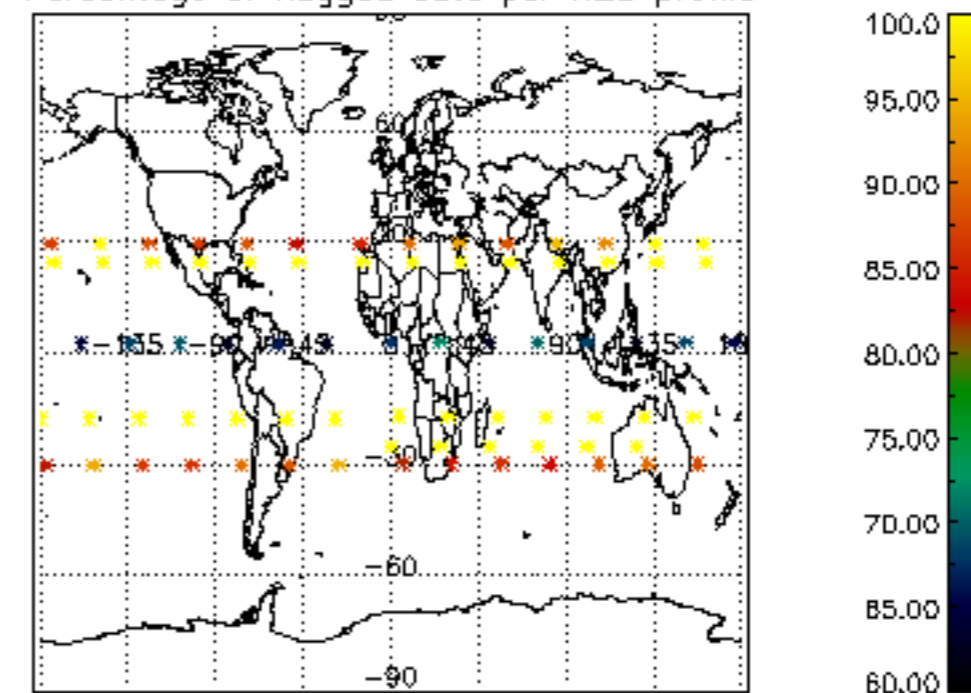




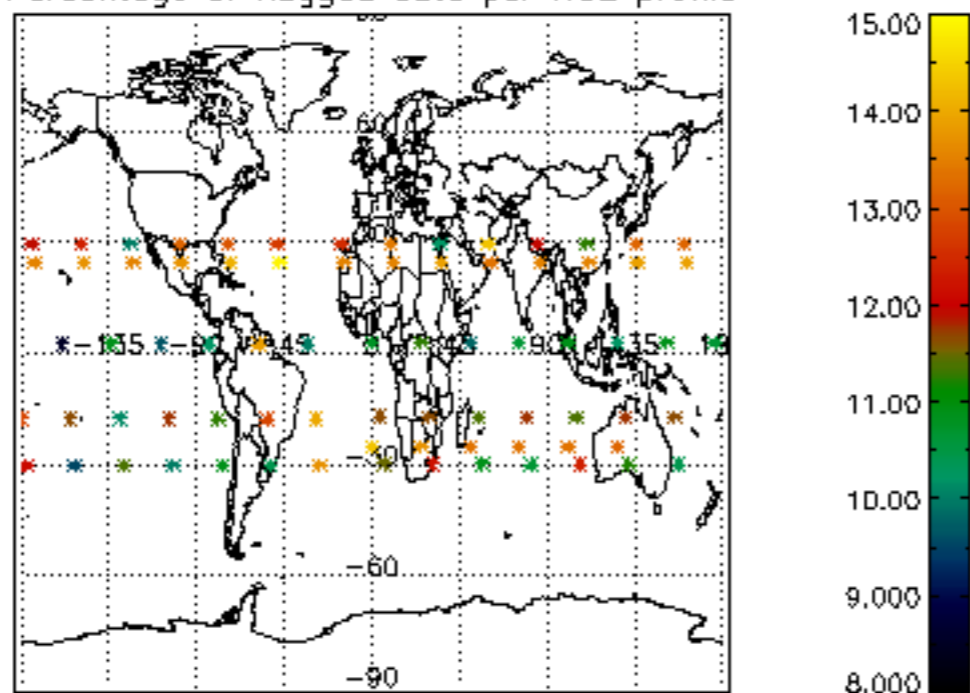
Percentage of flagged data per D3 profile



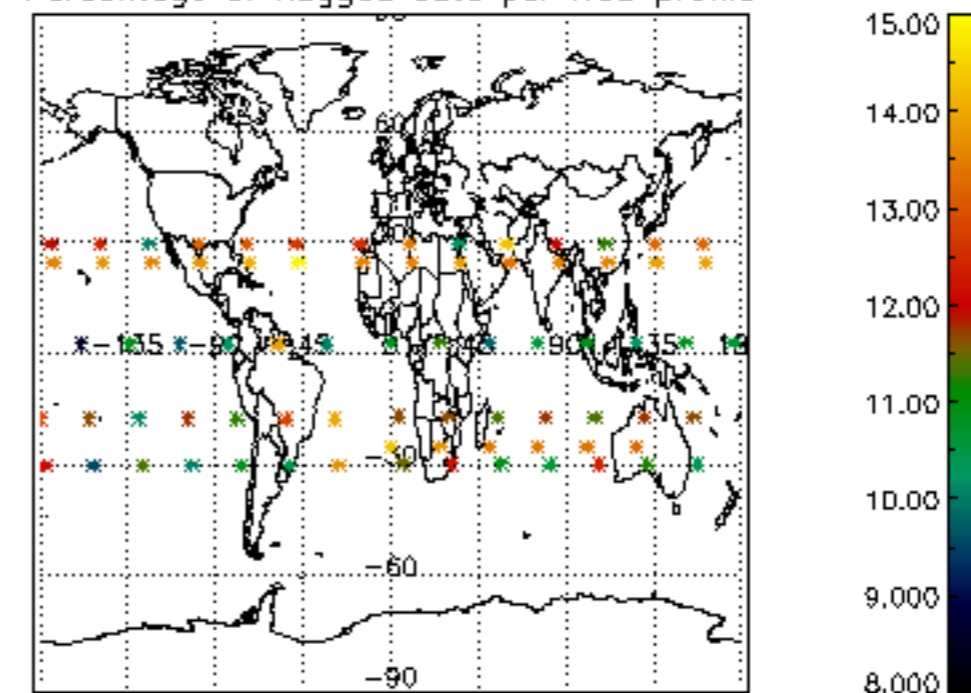
Percentage of flagged data per H2O profile

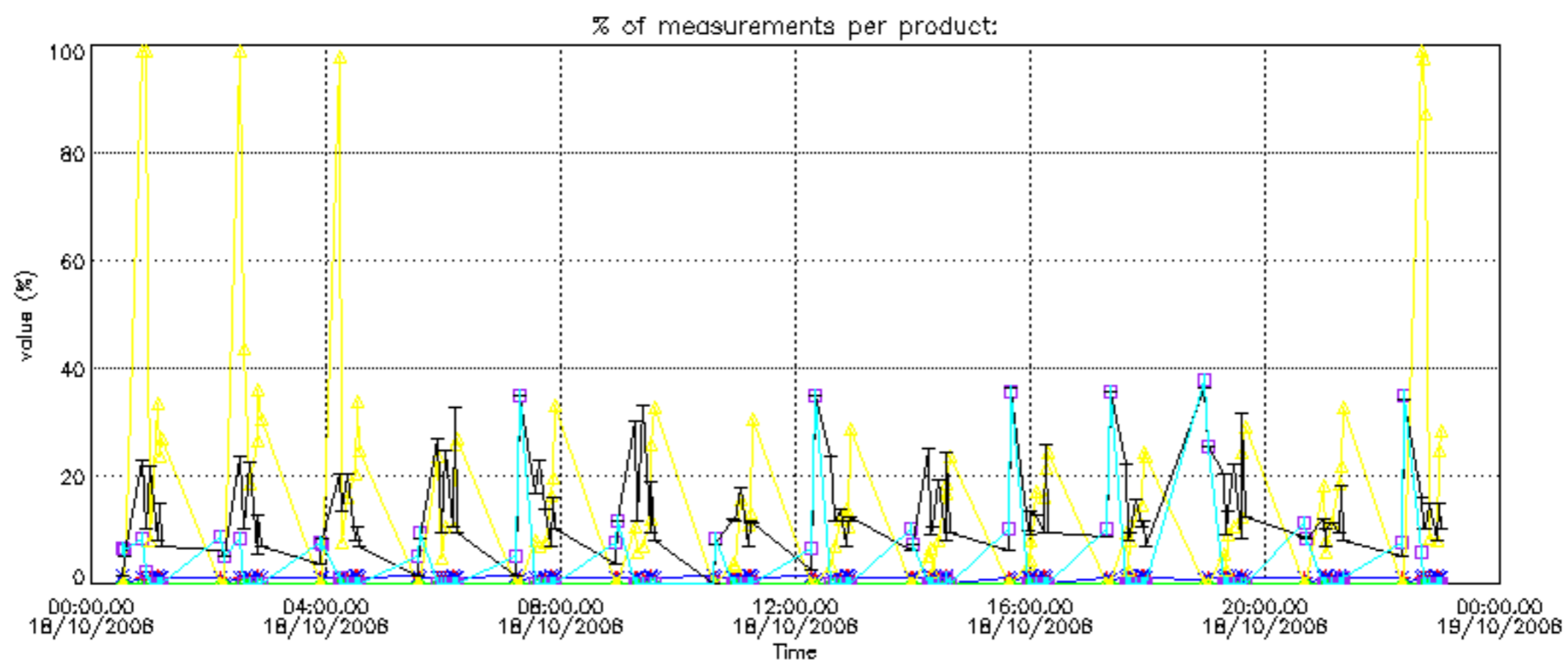
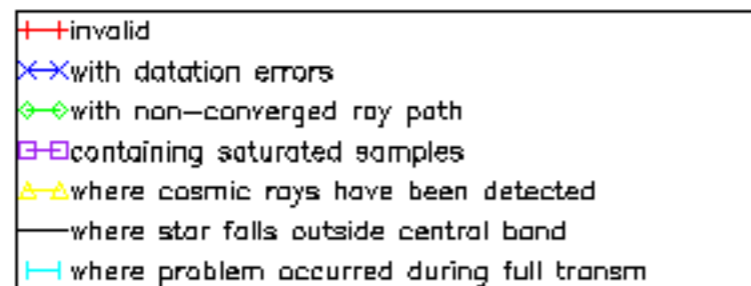


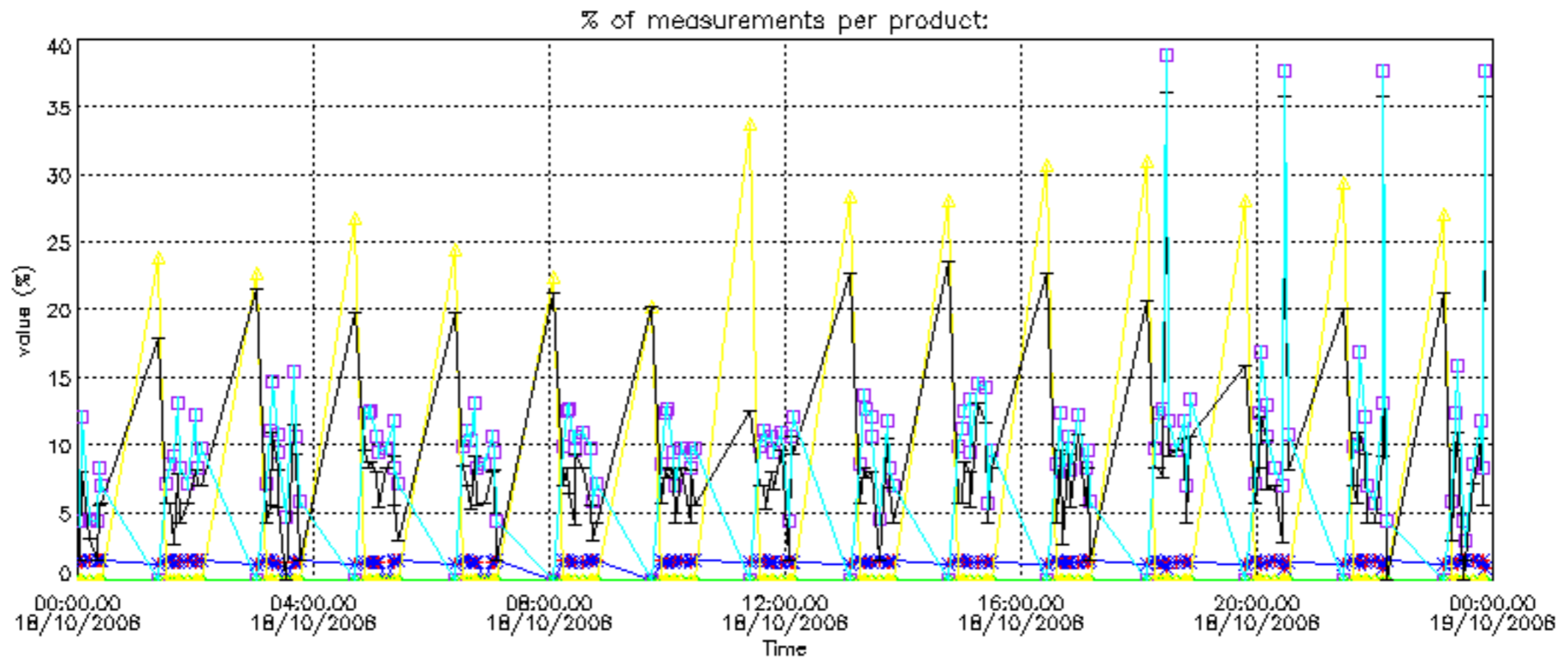
Percentage of flagged data per NO2 profile



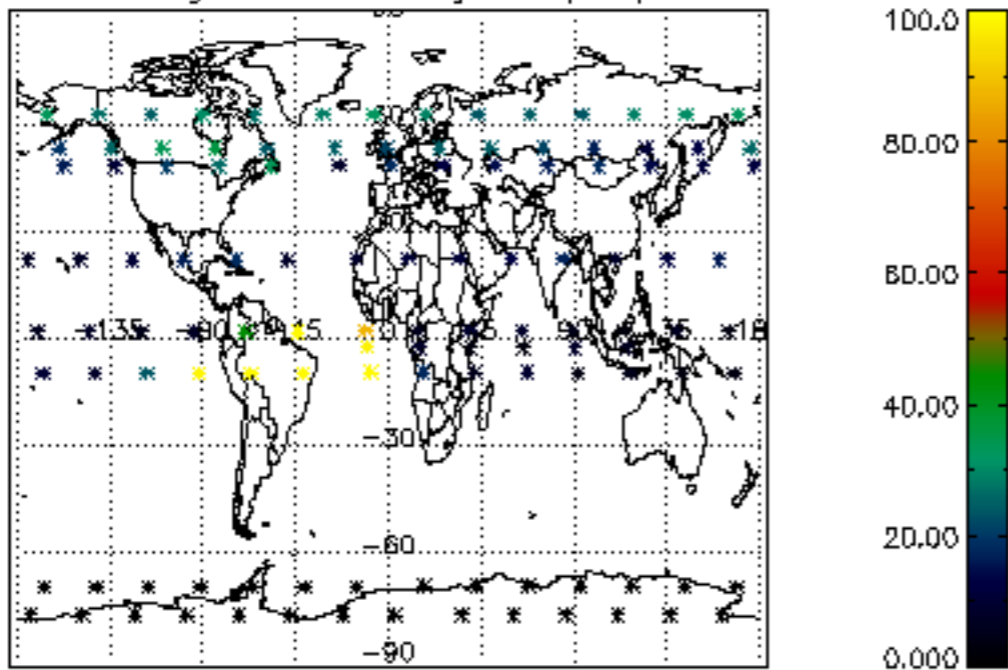
Percentage of flagged data per NO3 profile



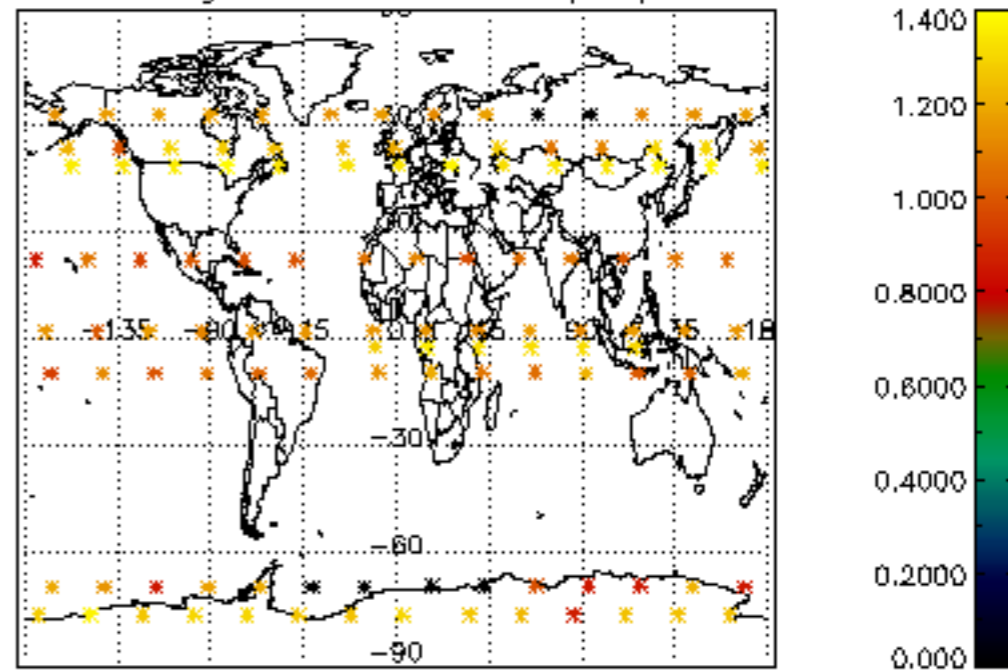




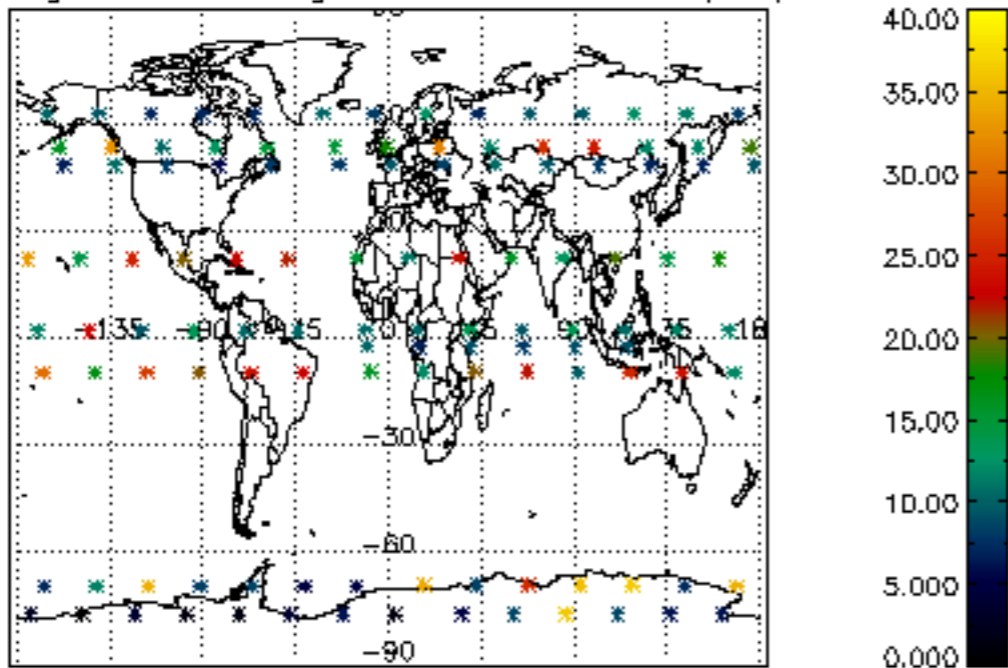
Percentage of cosmic ray hits per profile



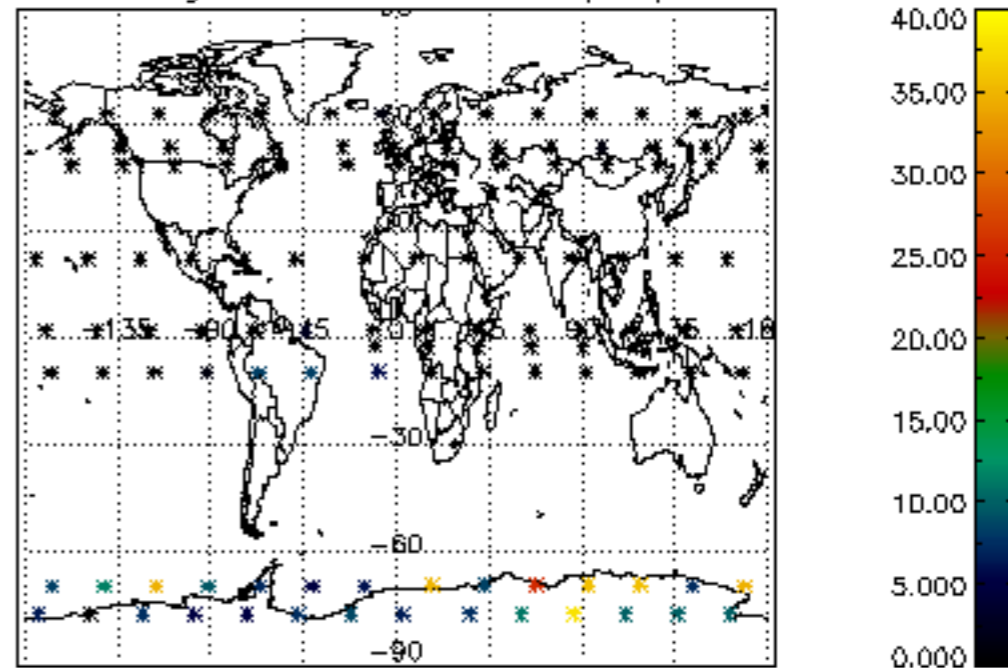
Percentage of datation errors per profile



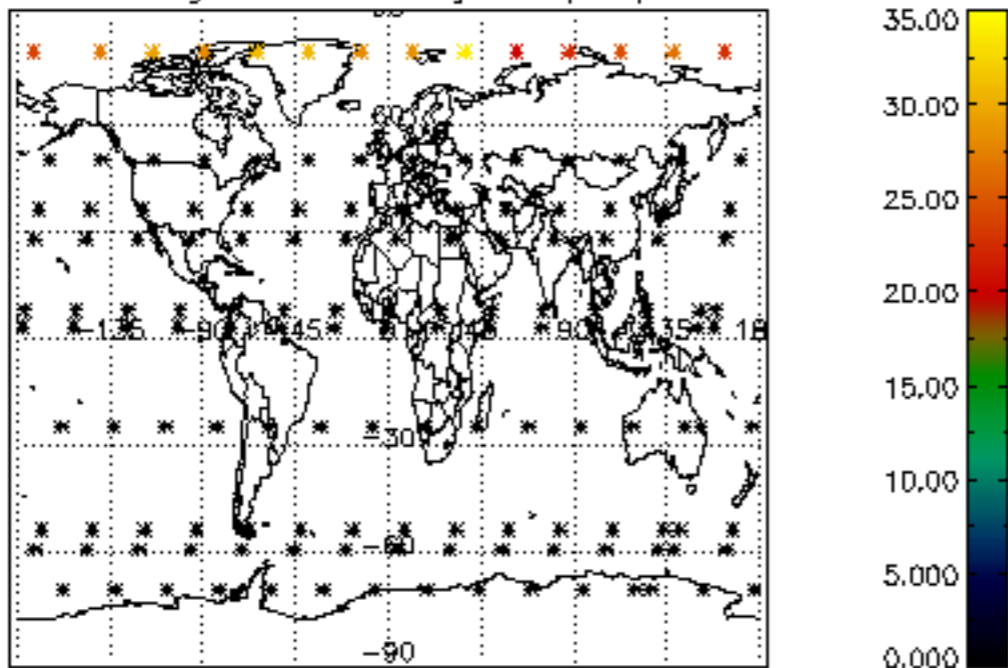
Percentage of star falling outside central band per profile



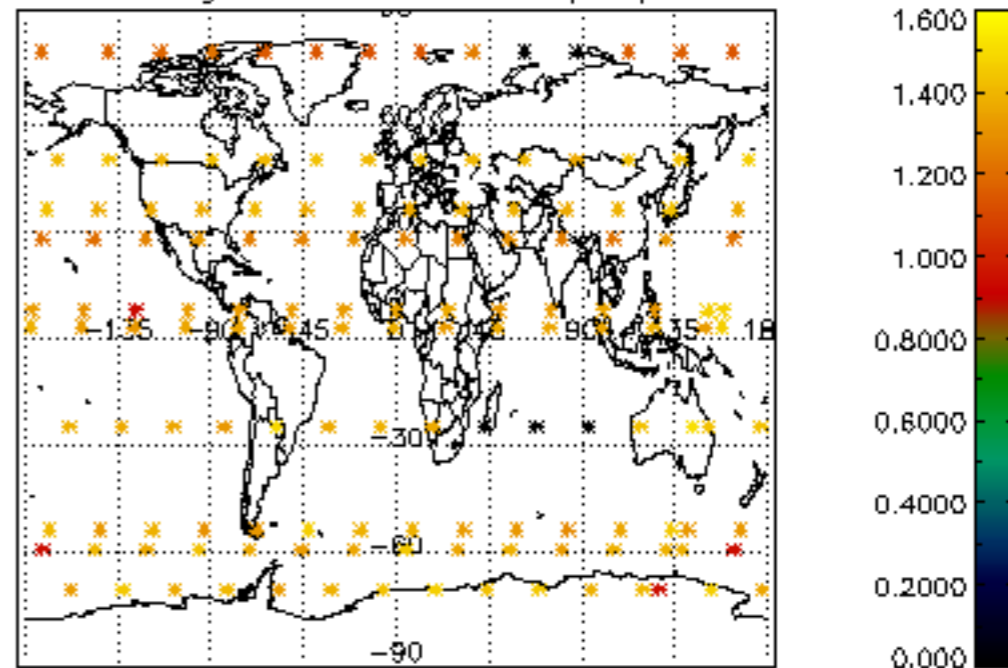
Percentage of saturation errors per profile



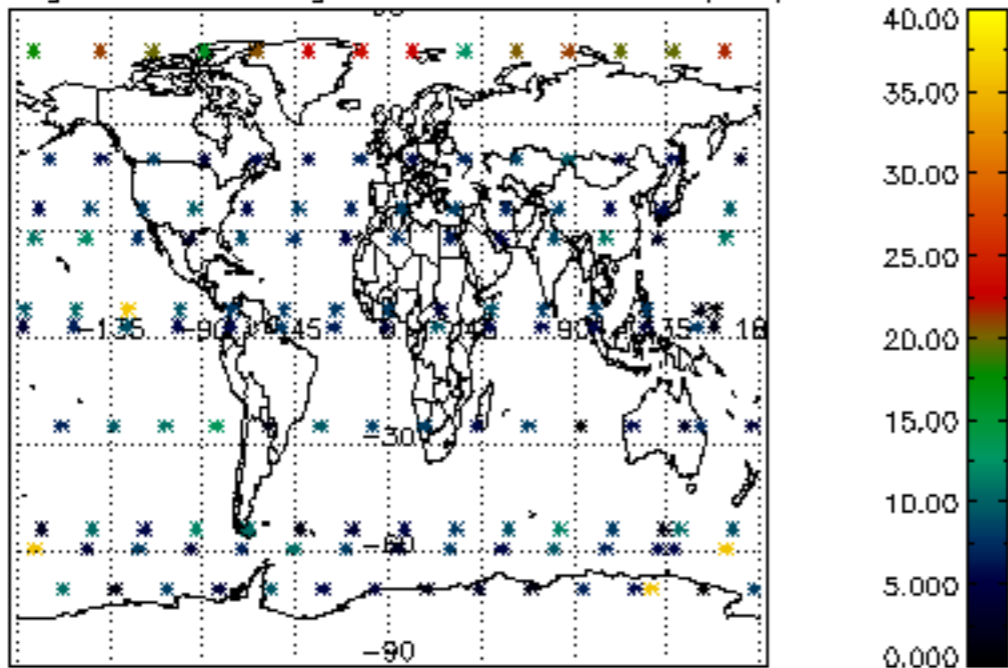
Percentage of cosmic ray hits per profile



Percentage of datation errors per profile



Percentage of star falling outside central band per profile



Percentage of saturation errors per profile

