

GOMOS Level 2 Daily Report

SUMMARY

[1. General Info](#)

[2. Summary of processed GOM_NL_2P products](#)

[3. Level 2 Quality information per product](#)

[3.1 Plot of level 2 quality information per product \(time dependant\)](#)

[3.2 Plot of level 2 quality information per product \(world map\)](#)

[4. Level 1 Quality information per product \(stored on level 2 products\)](#)

[4.1 Plot of level 1 quality information per product \(time dependant\)](#)

[4.1.1 Plot of level 1 quality information per product \(time dependant\): ASCENDING](#)

[4.1.2 Plot of level 1 quality information per product \(time dependant\): DESCENDING](#)

[4.2 Plot of level 1 quality information per product \(world map\)](#)

[4.2.1 Plot of level 1 quality information per product \(world map\): ASCENDING](#)

[4.2.2 Plot of level 1 quality information per product \(world map\): DESCENDING](#)

[5. Ozone profiles based on quality statistics and other trace gas profiles](#)

[5.1 Ozone statistics based on quality of products](#)

[5.2 Plot ozone profiles for all STD \(dark without errors\)](#)

[5.3 Plot ozone profiles where STD < 20% \(dark without errors\)](#)

[5.4. Plot ozone profiles where STD < 10% \(dark without errors\)](#)

[5.5. Plot ozone profiles where STD < 5% \(dark without errors\)](#)

[5.6 Plot NO2 profiles for all STD \(dark without errors\)](#)

[5.7 Plot NO3 profiles for all STD \(dark without errors\)](#)

[5.8 Plot H2O profiles \(only for occultations of stars 1,2,3,4,13,14,16,26,63 dark without errors\) for all STD](#)

[6. Auxiliary Data Files used for the production reported in section 2](#)

This report presents the daily analysis on parameters extracted from GOMOS level 2 data (GOM_NL__2P). It is intended to monitor some important parameters that will impact the quality of these products. A list of level 2 products (and content) that have arrived during the reporting day to the PCF is also given.

Item	Value
Time of report generation	25APR2013 21:05:41
Data source version	GOMOS/6.01
Start time of products	17-10-2008 (17OCT2008 00:00:00)
Stop time of products	18-10-2008 (18OCT2008 00:00:00)
Store outputs in DB	Yes
Nb of level 2 prods	251
Nb of prods with errors	0

2. Summary of processed GOM_NL__2P products.

Nr	Filename	UTC Start time	Limb	Duration	Star Id	Star Name	Star Mag	Star Temp	Nb Meas	Orbit	Prod. error
1	GOM_NL__2PRFIN20081017_000047_000000412073_00045_34668_4722.N1	17-OCT-2008 00:00:47	Dark	40.500	9	Alp Eri	0.45300	24000.	81	34668	No
2	GOM_NL__2PRFIN20081017_000326_000000452073_00045_34668_4723.N1	17-OCT-2008 00:03:26	Straylight	44.500	157	The1Eri	2.9060	9300.0	89	34668	No
3	GOM_NL__2PRFIN20081017_001221_000000442073_00045_34668_4724.N1	17-OCT-2008 00:12:21	Straylight	43.500	52	16Bet Cet	2.0370	4500.0	87	34668	No
4	GOM_NL__2PRFIN20081017_002157_000000372073_00045_34668_4725.N1	17-OCT-2008 00:21:57	Bright	36.500	140	88Gam Peg	2.8340	26000.	73	34668	No
5	GOM_NL__2PRFIN20081017_002554_000000362073_00045_34668_4726.N1	17-OCT-2008 00:25:54	Bright	36.000	58	21Alp And	2.0730	11000.	72	34668	No
6	GOM_NL__2PRFIN20081017_002819_000000422073_00045_34668_4727.N1	17-OCT-2008 00:28:19	Bright	41.500	53	43Bet And	2.0480	3300.0	83	34668	No
7	GOM_NL__2PRFIN20081017_003353_000000362073_00045_34668_4728.N1	17-OCT-2008 00:33:53	Bright	36.000	68	18Alp Cas	2.2250	4500.0	72	34668	No
8	GOM_NL__2PRFIN20081017_003514_000000352073_00045_34668_4729.N1	17-OCT-2008 00:35:14	Bright	34.500	76	27Gam Cas	2.3000	30000.	69	34668	No
9	GOM_NL__2PRFIN20081017_004256_000000332073_00045_34668_4730.N1	17-OCT-2008 00:42:56	Bright	32.500	49	1Alp UMi	1.9900	6300.0	65	34668	No
10	GOM_NL__2PRFIN20081017_005111_000000342073_00045_34668_4731.N1	17-OCT-2008 00:51:11	Bright	34.000	36	50Alp UMa	1.8000	6300.0	68	34668	No
11	GOM_NL__2PRFIN20081017_005244_000000372073_00045_34668_4732.N1	17-OCT-2008 00:52:44	Bright	36.500	82	48Bet UMa	2.3650	10600.	73	34668	No
12	GOM_NL__2PRFIN20081017_005609_000000342073_00045_34668_4733.N1	17-OCT-2008 00:56:09	Bright	34.000	174	52Psi UMa	3.0040	4400.0	68	34668	No
13	GOM_NL__2PRFIN20081017_010352_000000392073_00045_34668_4734.N1	17-OCT-2008 01:03:52	Bright	39.000	51	41Gam1Leo	2.0100	4500.0	78	34668	No
14	GOM_NL__2PRFIN20081017_010628_000000422073_00045_34668_4735.N1	17-OCT-2008 01:06:28	Bright	41.500	22	32Alp Leo	1.3600	15200.	83	34668	No
15	GOM_NL__2PRFIN20081017_011400_000000572073_00045_34668_4736.N1	17-OCT-2008 01:14:00	Dark	57.000	48	30Alp Hya	1.9770	4100.0	114	34668	No
16	GOM_NL__2PRFIN20081017_012330_000000472073_00045_34668_4737.N1	17-OCT-2008 01:23:30	Dark	46.500	65	Lam Vel	2.2040	4400.0	93	34668	No
17	GOM_NL__2PRFIN20081017_012644_000000432073_00046_34669_4882.N1	17-OCT-2008 01:26:44	Dark	42.500	34	Gam2Vel	1.7930	23000.	85	34669	No
18	GOM_NL__2PRFIN20081017_013222_000000502073_00046_34669_4883.N1	17-OCT-2008 01:32:22	Dark	50.000	2	Alp Car	-0.73600	7000.0	100	34669	No
19	GOM_NL__2PRFIN20081017_013957_000000382073_00046_34669_4884.N1	17-OCT-2008 01:39:57	Dark	37.500	143	Alp Hyi	2.8570	7200.0	75	34669	No
20	GOM_NL__2PRFIN20081017_014123_000000422073_00046_34669_4885.N1	17-OCT-2008 01:41:23	Dark	41.500	9	Alp Eri	0.45300	24000.	83	34669	No
21	GOM_NL__2PRFIN20081017_014402_000000452073_00046_34669_4886.N1	17-OCT-2008 01:44:02	Straylight	45.000	157	The1Eri	2.9060	9300.0	90	34669	No
22	GOM_NL__2PRFIN20081017_015257_000000432073_00046_34669_4887.N1	17-OCT-2008 01:52:57	Straylight	42.500	52	16Bet Cet	2.0370	4500.0	85	34669	No
23	GOM_NL__2PRFIN20081017_020233_000000362073_00046_34669_4888.N1	17-OCT-2008 02:02:33	Bright	35.500	140	88Gam Peg	2.8340	26000.	71	34669	No
24	GOM_NL__2PRFIN20081017_020630_000000372073_00046_34669_4889.N1	17-OCT-2008 02:06:30	Bright	36.500	58	21Alp And	2.0730	11000.	73	34669	No
25	GOM_NL__2PRFIN20081017_020854_000000392073_00046_34669_4890.N1	17-OCT-2008 02:08:54	Bright	38.500	53	43Bet And	2.0480	3300.0	77	34669	No
26	GOM_NL__2PRFIN20081017_021429_000000382073_00046_34669_4891.N1	17-OCT-2008 02:14:29	Bright	37.500	68	18Alp Cas	2.2250	4500.0	75	34669	No
27	GOM_NL__2PRFIN20081017_021549_000000382073_00046_34669_4892.N1	17-OCT-2008 02:15:49	Bright	37.500	76	27Gam Cas	2.3000	30000.	75	34669	No
28	GOM_NL__2PRFIN20081017_022332_000000352073_00046_34669_4893.N1	17-OCT-2008 02:23:32	Bright	34.500	49	1Alp UMi	1.9900	6300.0	69	34669	No
29	GOM_NL__2PRFIN20081017_023146_000000392073_00046_34669_4894.N1	17-OCT-2008 02:31:46	Bright	38.500	36	50Alp UMa	1.8000	6300.0	77	34669	No
30	GOM_NL__2PRFIN20081017_023320_000000352073_00046_34669_4895.N1	17-OCT-2008 02:33:20	Bright	35.000	82	48Bet UMa	2.3650	10600.	70	34669	No
31	GOM_NL__2PRFIN20081017_023645_000000362073_00046_34669_4896.N1	17-OCT-2008 02:36:45	Bright	36.000	174	52Psi UMa	3.0040	4400.0	72	34669	No
32	GOM_NL__2PRFIN20081017_024428_000000392073_00046_34669_4897.N1	17-OCT-2008 02:44:28	Bright	39.000	51	41Gam1Leo	2.0100	4500.0	78	34669	No
33	GOM_NL__2PRFIN20081017_024705_000000582073_00046_34669_4898.N1	17-OCT-2008 02:47:05	Bright	58.000	22	32Alp Leo	1.3600	15200.	116	34669	No
34	GOM_NL__2PRFIN20081017_025436_000000522073_00046_34669_4899.N1	17-OCT-2008 02:54:36	Dark	52.000	48	30Alp Hya	1.9770	4100.0	104	34669	No
35	GOM_NL__2PRFIN20081017_030407_000000492073_00046_34669_4900.N1	17-OCT-2008 03:04:07	Dark	48.500	65	Lam Vel	2.2040	4400.0	97	34669	No
36	GOM_NL__2PRFIN20081017_030720_000000432073_00047_34670_4892.N1	17-OCT-2008 03:07:20	Dark	42.500	34	Gam2Vel	1.7930	23000.	85	34670	No
37	GOM_NL__2PRFIN20081017_031259_000000482073_00047_34670_4893.N1	17-OCT-2008 03:12:59	Dark	47.500	2	Alp Car	-0.73600	7000.0	95	34670	No
38	GOM_NL__2PRFIN20081017_032033_000000382073_00047_34670_4894.N1	17-OCT-2008 03:20:33	Dark	37.500	143	Alp Hyi	2.8570	7200.0	75	34670	No
39	GOM_NL__2PRFIN20081017_032159_000000392073_00047_34670_4895.N1	17-OCT-2008 03:21:59	Dark	39.000	9	Alp Eri	0.45300	24000.	78	34670	No
40	GOM_NL__2PRFIN20081017_032439_000000442073_00047_34670_4896.N1	17-OCT-2008 03:24:39	Straylight	43.500	157	The1Eri	2.9060	9300.0	87	34670	No
41	GOM_NL__2PRFIN20081017_033333_000000462073_00047_34670_4897.N1	17-OCT-2008 03:33:33	Straylight	45.500	52	16Bet Cet	2.0370	4500.0	91	34670	No
42	GOM_NL__2PRFIN20081017_034309_000000352073_00047_34670_4898.N1	17-OCT-2008 03:43:09	Bright	35.000	140	88Gam Peg	2.8340	26000.	70	34670	No

43	GOM_NL__2PRFIN20081017_034706_000000372073_00047_34670_4899.N1	17-OCT-2008 03:47:06	Bright	36.500	58	21Alp And	2.0730	11000.	73	34670	No
44	GOM_NL__2PRFIN20081017_034930_000000392073_00047_34670_4900.N1	17-OCT-2008 03:49:30	Bright	38.500	53	43Bet And	2.0480	3300.0	77	34670	No
45	GOM_NL__2PRFIN20081017_035505_000000372073_00047_34670_4901.N1	17-OCT-2008 03:55:05	Bright	37.000	68	18Alp Cas	2.2250	4500.0	74	34670	No
46	GOM_NL__2PRFIN20081017_035625_000000382073_00047_34670_4902.N1	17-OCT-2008 03:56:25	Bright	37.500	76	27Gam Cas	2.3000	30000.	75	34670	No
47	GOM_NL__2PRFIN20081017_040408_000000342073_00047_34670_4903.N1	17-OCT-2008 04:04:08	Bright	34.000	49	1Alp UMi	1.9900	6300.0	68	34670	No
48	GOM_NL__2PRFIN20081017_041223_000000372073_00047_34670_4904.N1	17-OCT-2008 04:12:23	Bright	36.500	36	50Alp UMa	1.8000	6300.0	73	34670	No
49	GOM_NL__2PRFIN20081017_041356_000000372073_00047_34670_4905.N1	17-OCT-2008 04:13:56	Bright	36.500	82	48Bet UMa	2.3650	10600.	73	34670	No
50	GOM_NL__2PRFIN20081017_041721_000000372073_00047_34670_4906.N1	17-OCT-2008 04:17:21	Bright	37.000	174	52Psi UMa	3.0040	4400.0	74	34670	No
51	GOM_NL__2PRFIN20081017_042505_000000372073_00047_34670_4907.N1	17-OCT-2008 04:25:05	Bright	36.500	51	41Gam1Leo	2.0100	4500.0	73	34670	No
52	GOM_NL__2PRFIN20081017_042741_000000412073_00047_34670_4908.N1	17-OCT-2008 04:27:41	Bright	40.500	22	32Alp Leo	1.3600	15200.	81	34670	No
53	GOM_NL__2PRFIN20081017_043513_000000582073_00047_34670_4909.N1	17-OCT-2008 04:35:13	Dark	58.000	48	30Alp Hya	1.9770	4100.0	116	34670	No
54	GOM_NL__2PRFIN20081017_044443_000000522073_00047_34670_4910.N1	17-OCT-2008 04:44:43	Dark	51.500	65	Lam Vel	2.2040	4400.0	103	34670	No
55	GOM_NL__2PRFIN20081017_044757_000000432073_00048_34671_4916.N1	17-OCT-2008 04:47:57	Dark	42.500	34	Gam2Vel	1.7930	23000.	85	34671	No
56	GOM_NL__2PRFIN20081017_045336_000000502073_00048_34671_4917.N1	17-OCT-2008 04:53:36	Dark	50.000	2	Alp Car	-0.73600	7000.0	100	34671	No
57	GOM_NL__2PRFIN20081017_050109_000000372073_00048_34671_4918.N1	17-OCT-2008 05:01:09	Dark	36.500	143	Alp Hyi	2.8570	7200.0	73	34671	No
58	GOM_NL__2PRFIN20081017_050235_000000392073_00048_34671_4919.N1	17-OCT-2008 05:02:35	Dark	38.500	9	Alp Eri	0.45300	24000.	77	34671	No
59	GOM_NL__2PRFIN20081017_050515_000000432073_00048_34671_4920.N1	17-OCT-2008 05:05:15	Straylight	43.000	157	The1Eri	2.9060	9300.0	86	34671	No
60	GOM_NL__2PRFIN20081017_051409_000000442073_00048_34671_4921.N1	17-OCT-2008 05:14:09	Straylight	43.500	52	16Bet Cet	2.0370	4500.0	87	34671	No
61	GOM_NL__2PRFIN20081017_052345_000000362073_00048_34671_4922.N1	17-OCT-2008 05:23:45	Bright	36.000	140	88Gam Peg	2.8340	26000.	72	34671	No
62	GOM_NL__2PRFIN20081017_052742_000000362073_00048_34671_4923.N1	17-OCT-2008 05:27:42	Bright	35.500	58	21Alp And	2.0730	11000.	71	34671	No
63	GOM_NL__2PRFIN20081017_053006_000000392073_00048_34671_4924.N1	17-OCT-2008 05:30:06	Bright	38.500	53	43Bet And	2.0480	3300.0	77	34671	No
64	GOM_NL__2PRFIN20081017_053541_000000382073_00048_34671_4925.N1	17-OCT-2008 05:35:41	Bright	38.000	68	18Alp Cas	2.2250	4500.0	76	34671	No
65	GOM_NL__2PRFIN20081017_053701_000000382073_00048_34671_4926.N1	17-OCT-2008 05:37:01	Bright	37.500	76	27Gam Cas	2.3000	30000.	75	34671	No
66	GOM_NL__2PRFIN20081017_054444_000000362073_00048_34671_4927.N1	17-OCT-2008 05:44:44	Bright	35.500	49	1Alp UMi	1.9900	6300.0	71	34671	No
67	GOM_NL__2PRFIN20081017_055259_000000382073_00048_34671_4928.N1	17-OCT-2008 05:52:59	Bright	37.500	36	50Alp UMa	1.8000	6300.0	75	34671	No
68	GOM_NL__2PRFIN20081017_055432_000000342073_00048_34671_4929.N1	17-OCT-2008 05:54:32	Bright	34.000	82	48Bet UMa	2.3650	10600.	68	34671	No
69	GOM_NL__2PRFIN20081017_055757_000000352073_00048_34671_4930.N1	17-OCT-2008 05:57:57	Bright	34.500	174	52Psi UMa	3.0040	4400.0	69	34671	No
70	GOM_NL__2PRFIN20081017_060541_000000392073_00048_34671_4931.N1	17-OCT-2008 06:05:41	Bright	39.000	51	41Gam1Leo	2.0100	4500.0	78	34671	No
71	GOM_NL__2PRFIN20081017_060817_000000582073_00048_34671_4932.N1	17-OCT-2008 06:08:17	Bright	58.000	22	32Alp Leo	1.3600	15200.	116	34671	No
72	GOM_NL__2PRFIN20081017_061550_000000532073_00048_34671_4933.N1	17-OCT-2008 06:15:50	Dark	52.500	48	30Alp Hya	1.9770	4100.0	105	34671	No
73	GOM_NL__2PRFIN20081017_062520_000000412073_00048_34671_4934.N1	17-OCT-2008 06:25:20	Dark	40.500	65	Lam Vel	2.2040	4400.0	81	34671	No
74	GOM_NL__2PRFIN20081017_062834_000000432073_00049_34672_4930.N1	17-OCT-2008 06:28:34	Dark	43.000	34	Gam2Vel	1.7930	23000.	86	34672	No
75	GOM_NL__2PRFIN20081017_063412_000000472073_00049_34672_4931.N1	17-OCT-2008 06:34:12	Dark	47.000	2	Alp Car	-0.73600	7000.0	94	34672	No
76	GOM_NL__2PRFIN20081017_064145_000000382073_00049_34672_4932.N1	17-OCT-2008 06:41:45	Dark	38.000	143	Alp Hyi	2.8570	7200.0	76	34672	No
77	GOM_NL__2PRFIN20081017_064312_000000432073_00049_34672_4933.N1	17-OCT-2008 06:43:12	Dark	42.500	9	Alp Eri	0.45300	24000.	85	34672	No
78	GOM_NL__2PRFIN20081017_064552_000000442073_00049_34672_4934.N1	17-OCT-2008 06:45:52	Straylight	44.000	157	The1Eri	2.9060	9300.0	88	34672	No
79	GOM_NL__2PRFIN20081017_065445_000000432073_00049_34672_4935.N1	17-OCT-2008 06:54:45	Straylight	42.500	52	16Bet Cet	2.0370	4500.0	85	34672	No
80	GOM_NL__2PRFIN20081017_070421_000000362073_00049_34672_4936.N1	17-OCT-2008 07:04:21	Bright	35.500	140	88Gam Peg	2.8340	26000.	71	34672	No
81	GOM_NL__2PRFIN20081017_070818_000000362073_00049_34672_4937.N1	17-OCT-2008 07:08:18	Bright	36.000	58	21Alp And	2.0730	11000.	72	34672	No
82	GOM_NL__2PRFIN20081017_071041_000000402073_00049_34672_4938.N1	17-OCT-2008 07:10:41	Bright	40.000	53	43Bet And	2.0480	3300.0	80	34672	No
83	GOM_NL__2PRFIN20081017_071616_000000372073_00049_34672_4939.N1	17-OCT-2008 07:16:16	Bright	37.000	68	18Alp Cas	2.2250	4500.0	74	34672	No
84	GOM_NL__2PRFIN20081017_071737_000000372073_00049_34672_4940.N1	17-OCT-2008 07:17:37	Bright	36.500	76	27Gam Cas	2.3000	30000.	73	34672	No
85	GOM_NL__2PRFIN20081017_072520_000000362073_00049_34672_4941.N1	17-OCT-2008 07:25:20	Bright	36.000	49	1Alp UMi	1.9900	6300.0	72	34672	No
86	GOM_NL__2PRFIN20081017_073335_000000372073_00049_34672_4942.N1	17-OCT-2008 07:33:35	Bright	37.000	36	50Alp UMa	1.8000	6300.0	74	34672	No
87	GOM_NL__2PRFIN20081017_073508_000000352073_00049_34672_4943.N1	17-OCT-2008 07:35:08	Bright	34.500	82	48Bet UMa	2.3650	10600.	69	34672	No
88	GOM_NL__2PRFIN20081017_073833_000000342073_00049_34672_4944.N1	17-OCT-2008 07:38:33	Bright	34.000	174	52Psi UMa	3.0040	4400.0	68	34672	No
89	GOM_NL__2PRFIN20081017_074617_000000372073_00049_34672_4945.N1	17-OCT-2008 07:46:17	Bright	37.000	51	41Gam1Leo	2.0100	4500.0	74	34672	No
90	GOM_NL__2PRFIN20081017_074854_000000422073_00049_34672_4946.N1	17-OCT-2008 07:48:54	Bright	41.500	22	32Alp Leo	1.3600	15200.	83	34672	No
91	GOM_NL__2PRFIN20081017_075626_000000532073_00049_34672_4947.N1	17-OCT-2008 07:56:26	Dark	53.000	48	30Alp Hya	1.9770	4100.0	106	34672	No
92	GOM_NL__2PRFIN20081017_080556_000000512073_00049_34672_4948.N1	17-OCT-2008 08:05:56	Dark	51.000	65	Lam Vel	2.2040	4400.0	102	34672	No
93	GOM_NL__2PRFIN20081017_080911_000000432073_00050_34673_4942.N1	17-OCT-2008 08:09:11	Dark	43.000	34	Gam2Vel	1.7930	23000.	86	34673	No
94	GOM_NL__2PRFIN20081017_081449_000000462073_00050_34673_4943.N1	17-OCT-2008 08:14:49	Dark	45.500	2	Alp Car	-0.73600	7000.0	91	34673	No
95	GOM_NL__2PRFIN20081017_082222_000000372073_00050_34673_4944.N1	17-OCT-2008 08:22:22	Dark	36.500	143	Alp Hyi	2.8570	7200.0	73	34673	No
96	GOM_NL__2PRFIN20081017_082348_000000412073_00050_34673_4945.N1	17-OCT-2008 08:23:48	Dark	40.500	9	Alp Eri	0.45300	24000.	81	34673	No
97	GOM_NL__2PRFIN20081017_082628_000000452073_00050_34673_4946.N1	17-OCT-2008 08:26:28	Straylight	45.000	157	The1Eri	2.9060	9300.0	90	34673	No
98	GOM_NL__2PRFIN20081017_083521_000000422073_00050_34673_4947.N1	17-OCT-2008 08:35:21	Straylight	42.000	52	16Bet Cet	2.0370	4500.0	84	34673	No
99	GOM_NL__2PRFIN20081017_084457_000000362073_00050_34673_4948.N1	17-OCT-2008 08:44:57	Bright	35.500	140	88Gam Peg	2.8340	26000.	71	34673	No
100	GOM_NL__2PRFIN20081017_084854_000000372073_00050_34673_4949.N1	17-OCT-2008 08:48:54	Bright	36.500	58	21Alp And	2.0730	11000.	73	34673	No
101	GOM_NL__2PRFIN20081017_085117_000000412073_00050_34673_4950.N1	17-OCT-2008 08:51:17	Bright	40.500	53	43Bet And	2.0480	3300.0	81	34673	No

102	GOM_NL__2PRFIN20081017_085652_000000372073_00050_34673_4951.N1	17-OCT-2008 08:56:52	Bright	37.000	68	18Alp Cas	2.2250	4500.0	74	34673	No
103	GOM_NL__2PRFIN20081017_085813_000000372073_00050_34673_4952.N1	17-OCT-2008 08:58:13	Bright	36.500	76	27Gam Cas	2.3000	30000.	73	34673	No
104	GOM_NL__2PRFIN20081017_090556_000000342073_00050_34673_4953.N1	17-OCT-2008 09:05:56	Bright	33.500	49	1Alp UMi	1.9900	6300.0	67	34673	No
105	GOM_NL__2PRFIN20081017_091410_000000372073_00050_34673_4954.N1	17-OCT-2008 09:14:10	Bright	36.500	36	50Alp UMa	1.8000	6300.0	73	34673	No
106	GOM_NL__2PRFIN20081017_091544_000000362073_00050_34673_4955.N1	17-OCT-2008 09:15:44	Bright	35.500	82	48Bet UMa	2.3650	10600.	71	34673	No
107	GOM_NL__2PRFIN20081017_091909_000000342073_00050_34673_4956.N1	17-OCT-2008 09:19:09	Bright	34.000	174	52Psi UMa	3.0040	4400.0	68	34673	No
108	GOM_NL__2PRFIN20081017_092653_000000392073_00050_34673_4957.N1	17-OCT-2008 09:26:53	Bright	38.500	51	41Gam1Leo	2.0100	4500.0	77	34673	No
109	GOM_NL__2PRFIN20081017_092930_000000412073_00050_34673_4958.N1	17-OCT-2008 09:29:30	Bright	41.000	22	32Alp Leo	1.3600	15200.	82	34673	No
110	GOM_NL__2PRFIN20081017_093703_000000522073_00050_34673_4959.N1	17-OCT-2008 09:37:03	Dark	52.000	48	30Alp Hya	1.9770	4100.0	104	34673	No
111	GOM_NL__2PRFIN20081017_094633_000000512073_00050_34673_4960.N1	17-OCT-2008 09:46:33	Dark	51.000	65	Lam Vel	2.2040	4400.0	102	34673	No
112	GOM_NL__2PRFIN20081017_094947_000000442073_00051_34674_4954.N1	17-OCT-2008 09:49:47	Dark	43.500	34	Gam2Vel	1.7930	23000.	87	34674	No
113	GOM_NL__2PRFIN20081017_095526_000000512073_00051_34674_4955.N1	17-OCT-2008 09:55:26	Dark	51.000	2	Alp Car	-0.73600	7000.0	102	34674	No
114	GOM_NL__2PRFIN20081017_100258_000000372073_00051_34674_4956.N1	17-OCT-2008 10:02:58	Dark	37.000	143	Alp Hyi	2.8570	7200.0	74	34674	No
115	GOM_NL__2PRFIN20081017_100424_000000482073_00051_34674_4957.N1	17-OCT-2008 10:04:24	Dark	47.500	9	Alp Eri	0.45300	24000.	95	34674	No
116	GOM_NL__2PRFIN20081017_100704_000000452073_00051_34674_4958.N1	17-OCT-2008 10:07:04	Straylight	44.500	157	The1Eri	2.9060	9300.0	89	34674	No
117	GOM_NL__2PRFIN20081017_101557_000000422073_00051_34674_4959.N1	17-OCT-2008 10:15:57	Straylight	42.000	52	16Bet Cet	2.0370	4500.0	84	34674	No
118	GOM_NL__2PRFIN20081017_102533_000000362073_00051_34674_4960.N1	17-OCT-2008 10:25:33	Bright	35.500	140	88Gam Peg	2.8340	26000.	71	34674	No
119	GOM_NL__2PRFIN20081017_102929_000000372073_00051_34674_4961.N1	17-OCT-2008 10:29:29	Bright	36.500	58	21Alp And	2.0730	11000.	73	34674	No
120	GOM_NL__2PRFIN20081017_103153_000000392073_00051_34674_4962.N1	17-OCT-2008 10:31:53	Bright	39.000	53	43Bet And	2.0480	3300.0	78	34674	No
121	GOM_NL__2PRFIN20081017_103728_000000382073_00051_34674_4963.N1	17-OCT-2008 10:37:28	Bright	37.500	68	18Alp Cas	2.2250	4500.0	75	34674	No
122	GOM_NL__2PRFIN20081017_103848_000000382073_00051_34674_4964.N1	17-OCT-2008 10:38:48	Bright	38.000	76	27Gam Cas	2.3000	30000.	76	34674	No
123	GOM_NL__2PRFIN20081017_104632_000000342073_00051_34674_4965.N1	17-OCT-2008 10:46:32	Bright	34.000	49	1Alp UMi	1.9900	6300.0	68	34674	No
124	GOM_NL__2PRFIN20081017_105446_000000342073_00051_34674_4966.N1	17-OCT-2008 10:54:46	Bright	34.000	36	50Alp UMa	1.8000	6300.0	68	34674	No
125	GOM_NL__2PRFIN20081017_105620_000000362073_00051_34674_4967.N1	17-OCT-2008 10:56:20	Bright	36.000	82	48Bet UMa	2.3650	10600.	72	34674	No
126	GOM_NL__2PRFIN20081017_105945_000000352073_00051_34674_4968.N1	17-OCT-2008 10:59:45	Bright	34.500	174	52Psi UMa	3.0040	4400.0	69	34674	No
127	GOM_NL__2PRFIN20081017_110729_000000372073_00051_34674_4969.N1	17-OCT-2008 11:07:29	Bright	37.000	51	41Gam1Leo	2.0100	4500.0	74	34674	No
128	GOM_NL__2PRFIN20081017_111006_000000582073_00051_34674_4970.N1	17-OCT-2008 11:10:06	Bright	58.000	22	32Alp Leo	1.3600	15200.	116	34674	No
129	GOM_NL__2PRFIN20081017_111740_000000432073_00051_34674_4971.N1	17-OCT-2008 11:17:40	Dark	43.000	48	30Alp Hya	1.9770	4100.0	86	34674	No
130	GOM_NL__2PRFIN20081017_112709_000000462073_00051_34674_4972.N1	17-OCT-2008 11:27:09	Dark	45.500	65	Lam Vel	2.2040	4400.0	91	34674	No
131	GOM_NL__2PRFIN20081017_113024_000000442073_00052_34675_4965.N1	17-OCT-2008 11:30:24	Dark	44.000	34	Gam2Vel	1.7930	23000.	88	34675	No
132	GOM_NL__2PRFIN20081017_113603_000000472073_00052_34675_4966.N1	17-OCT-2008 11:36:03	Dark	47.000	2	Alp Car	-0.73600	7000.0	94	34675	No
133	GOM_NL__2PRFIN20081017_114334_000000382073_00052_34675_4967.N1	17-OCT-2008 11:43:34	Dark	37.500	143	Alp Hyi	2.8570	7200.0	75	34675	No
134	GOM_NL__2PRFIN20081017_114500_000000462073_00052_34675_4968.N1	17-OCT-2008 11:45:00	Dark	46.000	9	Alp Eri	0.45300	24000.	92	34675	No
135	GOM_NL__2PRFIN20081017_114741_000000462073_00052_34675_4969.N1	17-OCT-2008 11:47:41	Straylight	45.500	157	The1Eri	2.9060	9300.0	91	34675	No
136	GOM_NL__2PRFIN20081017_115633_000000442073_00052_34675_4970.N1	17-OCT-2008 11:56:33	Straylight	44.000	52	16Bet Cet	2.0370	4500.0	88	34675	No
137	GOM_NL__2PRFIN20081017_120609_000000362073_00052_34675_4971.N1	17-OCT-2008 12:06:09	Bright	35.500	140	88Gam Peg	2.8340	26000.	71	34675	No
138	GOM_NL__2PRFIN20081017_121005_000000372073_00052_34675_4972.N1	17-OCT-2008 12:10:05	Bright	37.000	58	21Alp And	2.0730	11000.	74	34675	No
139	GOM_NL__2PRFIN20081017_121228_000000392073_00052_34675_4973.N1	17-OCT-2008 12:12:28	Bright	38.500	53	43Bet And	2.0480	3300.0	77	34675	No
140	GOM_NL__2PRFIN20081017_121804_000000382073_00052_34675_4974.N1	17-OCT-2008 12:18:04	Bright	37.500	68	18Alp Cas	2.2250	4500.0	75	34675	No
141	GOM_NL__2PRFIN20081017_121924_000000382073_00052_34675_4975.N1	17-OCT-2008 12:19:24	Bright	37.500	76	27Gam Cas	2.3000	30000.	75	34675	No
142	GOM_NL__2PRFIN20081017_122708_000000362073_00052_34675_4976.N1	17-OCT-2008 12:27:08	Bright	36.000	49	1Alp UMi	1.9900	6300.0	72	34675	No
143	GOM_NL__2PRFIN20081017_123522_000000342073_00052_34675_4977.N1	17-OCT-2008 12:35:22	Bright	34.000	36	50Alp UMa	1.8000	6300.0	68	34675	No
144	GOM_NL__2PRFIN20081017_123656_000000372073_00052_34675_4978.N1	17-OCT-2008 12:36:56	Bright	36.500	82	48Bet UMa	2.3650	10600.	73	34675	No
145	GOM_NL__2PRFIN20081017_124021_000000352073_00052_34675_4979.N1	17-OCT-2008 12:40:21	Bright	35.000	174	52Psi UMa	3.0040	4400.0	70	34675	No
146	GOM_NL__2PRFIN20081017_124806_000000382073_00052_34675_4980.N1	17-OCT-2008 12:48:06	Bright	38.000	51	41Gam1Leo	2.0100	4500.0	76	34675	No
147	GOM_NL__2PRFIN20081017_125042_000000582073_00052_34675_4981.N1	17-OCT-2008 12:50:42	Bright	58.000	22	32Alp Leo	1.3600	15200.	116	34675	No
148	GOM_NL__2PRFIN20081017_125816_000000432073_00052_34675_4982.N1	17-OCT-2008 12:58:16	Dark	43.000	48	30Alp Hya	1.9770	4100.0	86	34675	No
149	GOM_NL__2PRFIN20081017_130746_000000522073_00052_34675_4983.N1	17-OCT-2008 13:07:46	Dark	51.500	65	Lam Vel	2.2040	4400.0	103	34675	No
150	GOM_NL__2PRFIN20081017_131101_000000432073_00053_34676_4985.N1	17-OCT-2008 13:11:01	Dark	42.500	34	Gam2Vel	1.7930	23000.	85	34676	No
151	GOM_NL__2PRFIN20081017_131639_000000472073_00053_34676_4986.N1	17-OCT-2008 13:16:39	Dark	47.000	2	Alp Car	-0.73600	7000.0	94	34676	No
152	GOM_NL__2PRFIN20081017_132410_000000372073_00053_34676_4987.N1	17-OCT-2008 13:24:10	Dark	36.500	143	Alp Hyi	2.8570	7200.0	73	34676	No
153	GOM_NL__2PRFIN20081017_132536_000000442073_00053_34676_4988.N1	17-OCT-2008 13:25:36	Dark	44.000	9	Alp Eri	0.45300	24000.	88	34676	No
154	GOM_NL__2PRFIN20081017_132817_000000452073_00053_34676_4989.N1	17-OCT-2008 13:28:17	Straylight	44.500	157	The1Eri	2.9060	9300.0	89	34676	No
155	GOM_NL__2PRFIN20081017_133709_000000452073_00053_34676_4990.N1	17-OCT-2008 13:37:09	Straylight	44.500	52	16Bet Cet	2.0370	4500.0	89	34676	No
156	GOM_NL__2PRFIN20081017_134645_000000362073_00053_34676_4991.N1	17-OCT-2008 13:46:45	Bright	36.000	140	88Gam Peg	2.8340	26000.	72	34676	No
157	GOM_NL__2PRFIN20081017_135041_000000352073_00053_34676_4992.N1	17-OCT-2008 13:50:41	Bright	35.000	58	21Alp And	2.0730	11000.	70	34676	No
158	GOM_NL__2PRFIN20081017_135304_000000412073_00053_34676_4993.N1	17-OCT-2008 13:53:04	Bright	40.500	53	43Bet And	2.0480	3300.0	81	34676	No
159	GOM_NL__2PRFIN20081017_135839_000000382073_00053_34676_4994.N1	17-OCT-2008 13:58:39	Bright	37.500	68	18Alp Cas	2.2250	4500.0	75	34676	No
160	GOM_NL__2PRFIN20081017_140000_000000372073_00053_34676_4995.N1	17-OCT-2008 14:00:00	Bright	37.000	76	27Gam Cas	2.3000	30000.	74	34676	No

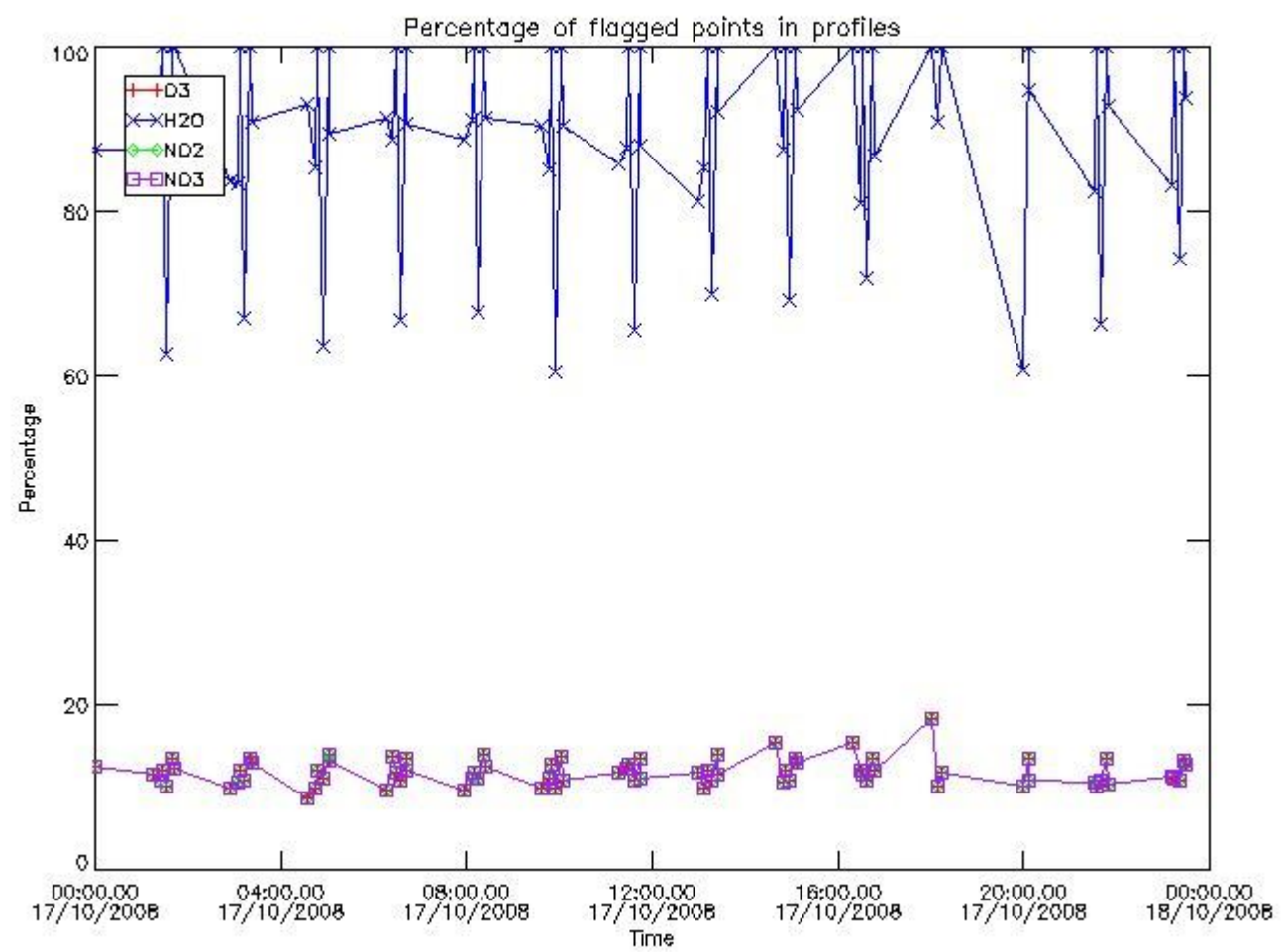
161	GOM_NL__2PRFIN20081017_140744_000000342073_00053_34676_4996.N1	17-OCT-2008 14:07:44	Bright	33.500	49	1Alp UMi	1.9900	6300.0	67	34676	No
162	GOM_NL__2PRFIN20081017_141558_000000372073_00053_34676_4997.N1	17-OCT-2008 14:15:58	Bright	36.500	36	50Alp UMa	1.8000	6300.0	73	34676	No
163	GOM_NL__2PRFIN20081017_141732_000000532073_00053_34676_4998.N1	17-OCT-2008 14:17:32	Bright	53.000	82	48Bet UMa	2.3650	10600.	106	34676	No
164	GOM_NL__2PRFIN20081017_142057_000000532073_00053_34676_4999.N1	17-OCT-2008 14:20:57	Bright	53.000	174	52Psi UMa	3.0040	4400.0	106	34676	No
165	GOM_NL__2PRFIN20081017_142842_000000402073_00053_34676_5000.N1	17-OCT-2008 14:28:42	Bright	40.000	51	41Gam1Leo	2.0100	4500.0	80	34676	No
166	GOM_NL__2PRFIN20081017_143119_000000412073_00053_34676_5001.N1	17-OCT-2008 14:31:19	Bright	41.000	22	32Alp Leo	1.3600	15200.	82	34676	No
167	GOM_NL__2PRFIN20081017_143853_000000332073_00053_34676_5002.N1	17-OCT-2008 14:38:53	Dark	33.000	48	30Alp Hya	1.9770	4100.0	66	34676	No
168	GOM_NL__2PRFIN20081017_144822_000000482073_00053_34676_5003.N1	17-OCT-2008 14:48:22	Dark	48.000	65	Lam Vel	2.2040	4400.0	96	34676	No
169	GOM_NL__2PRFIN20081017_145137_000000422073_00054_34677_4999.N1	17-OCT-2008 14:51:37	Dark	42.000	34	Gam2Vel	1.7930	23000.	84	34677	No
170	GOM_NL__2PRFIN20081017_145716_000000482073_00054_34677_5000.N1	17-OCT-2008 14:57:16	Dark	47.500	2	Alp Car	-0.73600	7000.0	95	34677	No
171	GOM_NL__2PRFIN20081017_150446_000000382073_00054_34677_5001.N1	17-OCT-2008 15:04:46	Dark	37.500	143	Alp Hyi	2.8570	7200.0	75	34677	No
172	GOM_NL__2PRFIN20081017_150612_000000392073_00054_34677_5002.N1	17-OCT-2008 15:06:12	Dark	39.000	9	Alp Eri	0.45300	24000.	78	34677	No
173	GOM_NL__2PRFIN20081017_150853_000000422073_00054_34677_5003.N1	17-OCT-2008 15:08:53	Straylight	42.000	157	The1Eri	2.9060	9300.0	84	34677	No
174	GOM_NL__2PRFIN20081017_151746_000000452073_00054_34677_5004.N1	17-OCT-2008 15:17:46	Straylight	44.500	52	16Bet Cet	2.0370	4500.0	89	34677	No
175	GOM_NL__2PRFIN20081017_152721_000000372073_00054_34677_5005.N1	17-OCT-2008 15:27:21	Bright	36.500	140	88Gam Peg	2.8340	26000.	73	34677	No
176	GOM_NL__2PRFIN20081017_153117_000000372073_00054_34677_5006.N1	17-OCT-2008 15:31:17	Bright	36.500	58	21Alp And	2.0730	11000.	73	34677	No
177	GOM_NL__2PRFIN20081017_153340_000000422073_00054_34677_5007.N1	17-OCT-2008 15:33:40	Bright	42.000	53	43Bet And	2.0480	3300.0	84	34677	No
178	GOM_NL__2PRFIN20081017_153915_000000362073_00054_34677_5008.N1	17-OCT-2008 15:39:15	Bright	36.000	68	18Alp Cas	2.2250	4500.0	72	34677	No
179	GOM_NL__2PRFIN20081017_154035_000000382073_00054_34677_5009.N1	17-OCT-2008 15:40:35	Bright	37.500	76	27Gam Cas	2.3000	30000.	75	34677	No
180	GOM_NL__2PRFIN20081017_154820_000000362073_00054_34677_5010.N1	17-OCT-2008 15:48:20	Bright	35.500	49	1Alp UMi	1.9900	6300.0	71	34677	No
181	GOM_NL__2PRFIN20081017_155634_000000382073_00054_34677_5011.N1	17-OCT-2008 15:56:34	Bright	38.000	36	50Alp UMa	1.8000	6300.0	76	34677	No
182	GOM_NL__2PRFIN20081017_155808_000000532073_00054_34677_5012.N1	17-OCT-2008 15:58:08	Bright	53.000	82	48Bet UMa	2.3650	10600.	106	34677	No
183	GOM_NL__2PRFIN20081017_160133_000000362073_00054_34677_5013.N1	17-OCT-2008 16:01:33	Bright	36.000	174	52Psi UMa	3.0040	4400.0	72	34677	No
184	GOM_NL__2PRFIN20081017_160918_000000392073_00054_34677_5014.N1	17-OCT-2008 16:09:18	Bright	39.000	51	41Gam1Leo	2.0100	4500.0	78	34677	No
185	GOM_NL__2PRFIN20081017_161155_000000592073_00054_34677_5015.N1	17-OCT-2008 16:11:55	Bright	59.000	22	32Alp Leo	1.3600	15200.	118	34677	No
186	GOM_NL__2PRFIN20081017_161930_000000332073_00054_34677_5016.N1	17-OCT-2008 16:19:30	Dark	33.000	48	30Alp Hya	1.9770	4100.0	66	34677	No
187	GOM_NL__2PRFIN20081017_162859_000000432073_00054_34677_5017.N1	17-OCT-2008 16:28:59	Dark	42.500	65	Lam Vel	2.2040	4400.0	85	34677	No
188	GOM_NL__2PRFIN20081017_163214_000000442073_00055_34678_5011.N1	17-OCT-2008 16:32:14	Dark	44.000	34	Gam2Vel	1.7930	23000.	88	34678	No
189	GOM_NL__2PRFIN20081017_163753_000000472073_00055_34678_5012.N1	17-OCT-2008 16:37:53	Dark	46.500	2	Alp Car	-0.73600	7000.0	93	34678	No
190	GOM_NL__2PRFIN20081017_164523_000000382073_00055_34678_5013.N1	17-OCT-2008 16:45:23	Dark	37.500	143	Alp Hyi	2.8570	7200.0	75	34678	No
191	GOM_NL__2PRFIN20081017_164649_000000422073_00055_34678_5014.N1	17-OCT-2008 16:46:49	Dark	42.000	9	Alp Eri	0.45300	24000.	84	34678	No
192	GOM_NL__2PRFIN20081017_164930_000000422073_00055_34678_5015.N1	17-OCT-2008 16:49:30	Straylight	42.000	157	The1Eri	2.9060	9300.0	84	34678	No
193	GOM_NL__2PRFIN20081017_165822_000000432073_00055_34678_5016.N1	17-OCT-2008 16:58:22	Straylight	42.500	52	16Bet Cet	2.0370	4500.0	85	34678	No
194	GOM_NL__2PRFIN20081017_170757_000000362073_00055_34678_5017.N1	17-OCT-2008 17:07:57	Bright	36.000	140	88Gam Peg	2.8340	26000.	72	34678	No
195	GOM_NL__2PRFIN20081017_171153_000000352073_00055_34678_5018.N1	17-OCT-2008 17:11:53	Bright	35.000	58	21Alp And	2.0730	11000.	70	34678	No
196	GOM_NL__2PRFIN20081017_171415_000000392073_00055_34678_5019.N1	17-OCT-2008 17:14:15	Bright	39.000	53	43Bet And	2.0480	3300.0	78	34678	No
197	GOM_NL__2PRFIN20081017_171951_000000432073_00055_34678_5020.N1	17-OCT-2008 17:19:51	Bright	43.000	68	18Alp Cas	2.2250	4500.0	86	34678	No
198	GOM_NL__2PRFIN20081017_172111_000000372073_00055_34678_5021.N1	17-OCT-2008 17:21:11	Bright	37.000	76	27Gam Cas	2.3000	30000.	74	34678	No
199	GOM_NL__2PRFIN20081017_172856_000000362073_00055_34678_5022.N1	17-OCT-2008 17:28:56	Bright	36.000	49	1Alp UMi	1.9900	6300.0	72	34678	No
200	GOM_NL__2PRFIN20081017_173710_000000372073_00055_34678_5023.N1	17-OCT-2008 17:37:10	Bright	36.500	36	50Alp UMa	1.8000	6300.0	73	34678	No
201	GOM_NL__2PRFIN20081017_173844_000000362073_00055_34678_5024.N1	17-OCT-2008 17:38:44	Bright	36.000	82	48Bet UMa	2.3650	10600.	72	34678	No
202	GOM_NL__2PRFIN20081017_174209_000000362073_00055_34678_5025.N1	17-OCT-2008 17:42:09	Bright	35.500	174	52Psi UMa	3.0040	4400.0	71	34678	No
203	GOM_NL__2PRFIN20081017_174954_000000392073_00055_34678_5026.N1	17-OCT-2008 17:49:54	Bright	39.000	51	41Gam1Leo	2.0100	4500.0	78	34678	No
204	GOM_NL__2PRFIN20081017_175231_000000392073_00055_34678_5027.N1	17-OCT-2008 17:52:31	Bright	39.000	22	32Alp Leo	1.3600	15200.	78	34678	No
205	GOM_NL__2PRFIN20081017_180007_000000282073_00055_34678_5028.N1	17-OCT-2008 18:00:07	Dark	28.000	48	30Alp Hya	1.9770	4100.0	56	34678	No
206	GOM_NL__2PRFIN20081017_180936_000000502073_00055_34678_5029.N1	17-OCT-2008 18:09:36	Dark	50.000	65	Lam Vel	2.2040	4400.0	100	34678	No
207	GOM_NL__2PRFIN20081017_181251_000000432073_00056_34679_5025.N1	17-OCT-2008 18:12:51	Dark	42.500	34	Gam2Vel	1.7930	23000.	85	34679	No
208	GOM_NL__2PRFIN20081017_195906_000000502073_00057_34680_5048.N1	17-OCT-2008 19:59:06	Dark	50.000	2	Alp Car	-0.73600	7000.0	100	34680	No
209	GOM_NL__2PRFIN20081017_200635_000000382073_00057_34680_5049.N1	17-OCT-2008 20:06:35	Dark	37.500	143	Alp Hyi	2.8570	7200.0	75	34680	No
210	GOM_NL__2PRFIN20081017_200801_000000482073_00057_34680_5050.N1	17-OCT-2008 20:08:01	Dark	47.500	9	Alp Eri	0.45300	24000.	95	34680	No
211	GOM_NL__2PRFIN20081017_201043_000000462073_00057_34680_5051.N1	17-OCT-2008 20:10:43	Straylight	46.000	157	The1Eri	2.9060	9300.0	92	34680	No
212	GOM_NL__2PRFIN20081017_201934_000000422073_00057_34680_5052.N1	17-OCT-2008 20:19:34	Straylight	41.500	52	16Bet Cet	2.0370	4500.0	83	34680	No
213	GOM_NL__2PRFIN20081017_202909_000000362073_00057_34680_5053.N1	17-OCT-2008 20:29:09	Bright	35.500	140	88Gam Peg	2.8340	26000.	71	34680	No
214	GOM_NL__2PRFIN20081017_203305_000000362073_00057_34680_5054.N1	17-OCT-2008 20:33:05	Bright	36.000	58	21Alp And	2.0730	11000.	72	34680	No
215	GOM_NL__2PRFIN20081017_203527_000000392073_00057_34680_5055.N1	17-OCT-2008 20:35:27	Bright	39.000	53	43Bet And	2.0480	3300.0	78	34680	No
216	GOM_NL__2PRFIN20081017_204102_000000382073_00057_34680_5056.N1	17-OCT-2008 20:41:02	Bright	37.500	68	18Alp Cas	2.2250	4500.0	75	34680	No
217	GOM_NL__2PRFIN20081017_204223_000000372073_00057_34680_5057.N1	17-OCT-2008 20:42:23	Bright	36.500	76	27Gam Cas	2.3000	30000.	73	34680	No
218	GOM_NL__2PRFIN20081017_205007_000000362073_00057_34680_5058.N1	17-OCT-2008 20:50:07	Bright	36.000	49	1Alp UMi	1.9900	6300.0	72	34680	No
219	GOM_NL__2PRFIN20081017_205822_000000392073_00057_34680_5059.N1	17-OCT-2008 20:58:22	Bright	38.500	36	50Alp UMa	1.8000	6300.0	77	34680	No

220	GOM_NL__2PRFIN20081017_205956_000000432073_00057_34680_5060.N1	17-OCT-2008 20:59:56	Bright	42.500	82	48Bet UMa	2.3650	10600.	85	34680	No
221	GOM_NL__2PRFIN20081017_210321_000000352073_00057_34680_5061.N1	17-OCT-2008 21:03:21	Bright	35.000	174	52Psi UMa	3.0040	4400.0	70	34680	No
222	GOM_NL__2PRFIN20081017_211107_000000462073_00057_34680_5062.N1	17-OCT-2008 21:11:07	Bright	45.500	51	41Gam1Leo	2.0100	4500.0	91	34680	No
223	GOM_NL__2PRFIN20081017_211344_000000592073_00057_34680_5063.N1	17-OCT-2008 21:13:44	Bright	58.500	22	32Alp Leo	1.3600	15200.	117	34680	No
224	GOM_NL__2PRFIN20081017_213049_000000492073_00057_34680_5064.N1	17-OCT-2008 21:30:49	Dark	48.500	65	Lam Vel	2.2040	4400.0	97	34680	No
225	GOM_NL__2PRFIN20081017_213404_000000502073_00058_34681_5065.N1	17-OCT-2008 21:34:04	Dark	50.000	34	Gam2Vel	1.7930	23000.	100	34681	No
226	GOM_NL__2PRFIN20081017_213943_000000472073_00058_34681_5066.N1	17-OCT-2008 21:39:43	Dark	46.500	2	Alp Car	-0.73600	7000.0	93	34681	No
227	GOM_NL__2PRFIN20081017_214711_000000382073_00058_34681_5067.N1	17-OCT-2008 21:47:11	Dark	37.500	143	Alp Hyi	2.8570	7200.0	75	34681	No
228	GOM_NL__2PRFIN20081017_214837_000000492073_00058_34681_5068.N1	17-OCT-2008 21:48:37	Dark	49.000	9	Alp Eri	0.45300	24000.	98	34681	No
229	GOM_NL__2PRFIN20081017_215119_000000432073_00058_34681_5069.N1	17-OCT-2008 21:51:19	Straylight	42.500	157	The1Eri	2.9060	9300.0	85	34681	No
230	GOM_NL__2PRFIN20081017_220010_000000412073_00058_34681_5070.N1	17-OCT-2008 22:00:10	Straylight	40.500	52	16Bet Cet	2.0370	4500.0	81	34681	No
231	GOM_NL__2PRFIN20081017_220945_000000362073_00058_34681_5071.N1	17-OCT-2008 22:09:45	Bright	36.000	140	88Gam Peg	2.8340	26000.	72	34681	No
232	GOM_NL__2PRFIN20081017_221341_000000362073_00058_34681_5072.N1	17-OCT-2008 22:13:41	Bright	36.000	58	21Alp And	2.0730	11000.	72	34681	No
233	GOM_NL__2PRFIN20081017_221602_000000422073_00058_34681_5073.N1	17-OCT-2008 22:16:02	Bright	41.500	53	43Bet And	2.0480	3300.0	83	34681	No
234	GOM_NL__2PRFIN20081017_222138_000000372073_00058_34681_5074.N1	17-OCT-2008 22:21:38	Bright	37.000	68	18Alp Cas	2.2250	4500.0	74	34681	No
235	GOM_NL__2PRFIN20081017_222258_000000372073_00058_34681_5075.N1	17-OCT-2008 22:22:58	Bright	37.000	76	27Gam Cas	2.3000	30000.	74	34681	No
236	GOM_NL__2PRFIN20081017_223043_000000362073_00058_34681_5076.N1	17-OCT-2008 22:30:43	Bright	35.500	49	1Alp UMi	1.9900	6300.0	71	34681	No
237	GOM_NL__2PRFIN20081017_223858_000000372073_00058_34681_5077.N1	17-OCT-2008 22:38:58	Bright	37.000	36	50Alp UMa	1.8000	6300.0	74	34681	No
238	GOM_NL__2PRFIN20081017_224032_000000362073_00058_34681_5078.N1	17-OCT-2008 22:40:32	Bright	35.500	82	48Bet UMa	2.3650	10600.	71	34681	No
239	GOM_NL__2PRFIN20081017_224357_000000342073_00058_34681_5079.N1	17-OCT-2008 22:43:57	Bright	34.000	174	52Psi UMa	3.0040	4400.0	68	34681	No
240	GOM_NL__2PRFIN20081017_225143_000000382073_00058_34681_5080.N1	17-OCT-2008 22:51:43	Bright	38.000	51	41Gam1Leo	2.0100	4500.0	76	34681	No
241	GOM_NL__2PRFIN20081017_225420_000000472073_00058_34681_5081.N1	17-OCT-2008 22:54:20	Bright	47.000	22	32Alp Leo	1.3600	15200.	94	34681	No
242	GOM_NL__2PRFIN20081017_231125_000000452073_00058_34681_5082.N1	17-OCT-2008 23:11:25	Dark	45.000	65	Lam Vel	2.2040	4400.0	90	34681	No
243	GOM_NL__2PRFIN20081017_231441_000000462073_00059_34682_5080.N1	17-OCT-2008 23:14:41	Dark	45.500	34	Gam2Vel	1.7930	23000.	91	34682	No
244	GOM_NL__2PRFIN20081017_232020_000000472073_00059_34682_5081.N1	17-OCT-2008 23:20:20	Dark	47.000	2	Alp Car	-0.73600	7000.0	94	34682	No
245	GOM_NL__2PRFIN20081017_232747_000000392073_00059_34682_5082.N1	17-OCT-2008 23:27:47	Dark	38.500	143	Alp Hyi	2.8570	7200.0	77	34682	No
246	GOM_NL__2PRFIN20081017_232913_000000482073_00059_34682_5083.N1	17-OCT-2008 23:29:13	Dark	48.000	9	Alp Eri	0.45300	24000.	96	34682	No
247	GOM_NL__2PRFIN20081017_233155_000000452073_00059_34682_5084.N1	17-OCT-2008 23:31:55	Straylight	45.000	157	The1Eri	2.9060	9300.0	90	34682	No
248	GOM_NL__2PRFIN20081017_234046_000000432073_00059_34682_5085.N1	17-OCT-2008 23:40:46	Straylight	42.500	52	16Bet Cet	2.0370	4500.0	85	34682	No
249	GOM_NL__2PRFIN20081017_235021_000000362073_00059_34682_5086.N1	17-OCT-2008 23:50:21	Bright	36.000	140	88Gam Peg	2.8340	26000.	72	34682	No
250	GOM_NL__2PRFIN20081017_235417_000000362073_00059_34682_5087.N1	17-OCT-2008 23:54:17	Bright	35.500	58	21Alp And	2.0730	11000.	71	34682	No
251	GOM_NL__2PRFIN20081017_235638_000000422073_00059_34682_5088.N1	17-OCT-2008 23:56:38	Bright	41.500	53	43Bet And	2.0480	3300.0	83	34682	No

3. Quality information per product

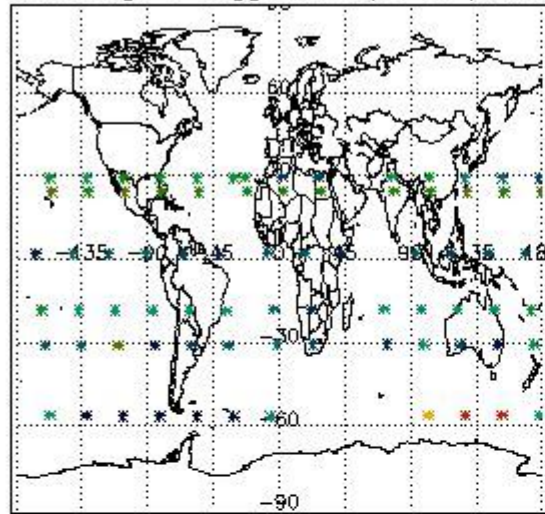
In this section it is plotted some information contained in the Quality Summary data set of the level 2 products. Only products in dark limb conditions and without errors (error flag in the MPH set to "0") are used.

3.1 Plot quality information per product (time dependant)

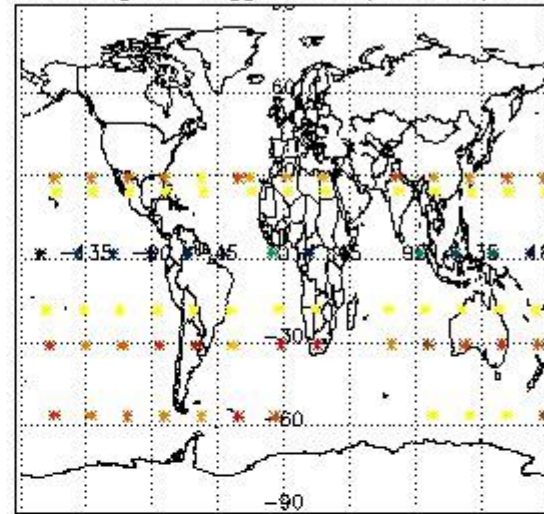


3.2 Plot quality information per product (world map)

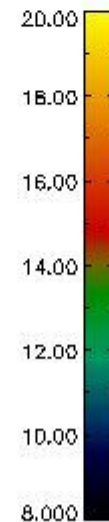
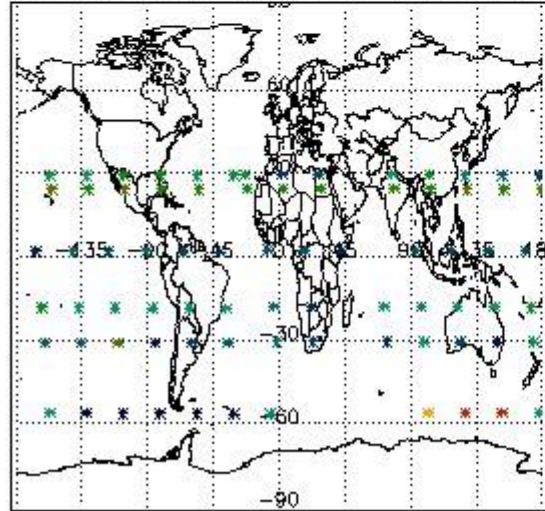
Percentage of flagged data per O3 profile



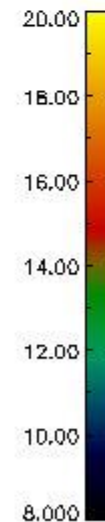
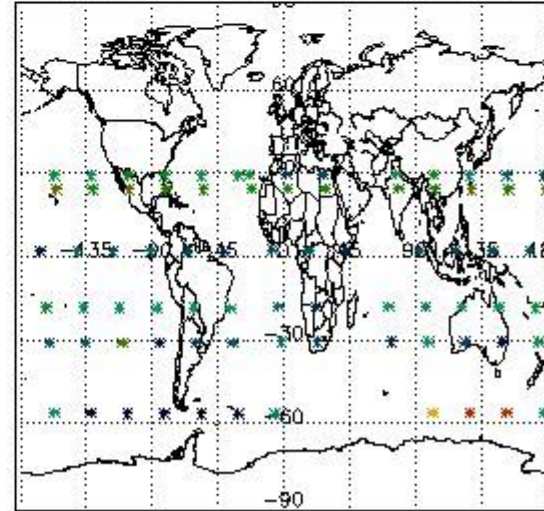
Percentage of flagged data per H2O profile



Percentage of flagged data per NO2 profile



Percentage of flagged data per NO3 profile

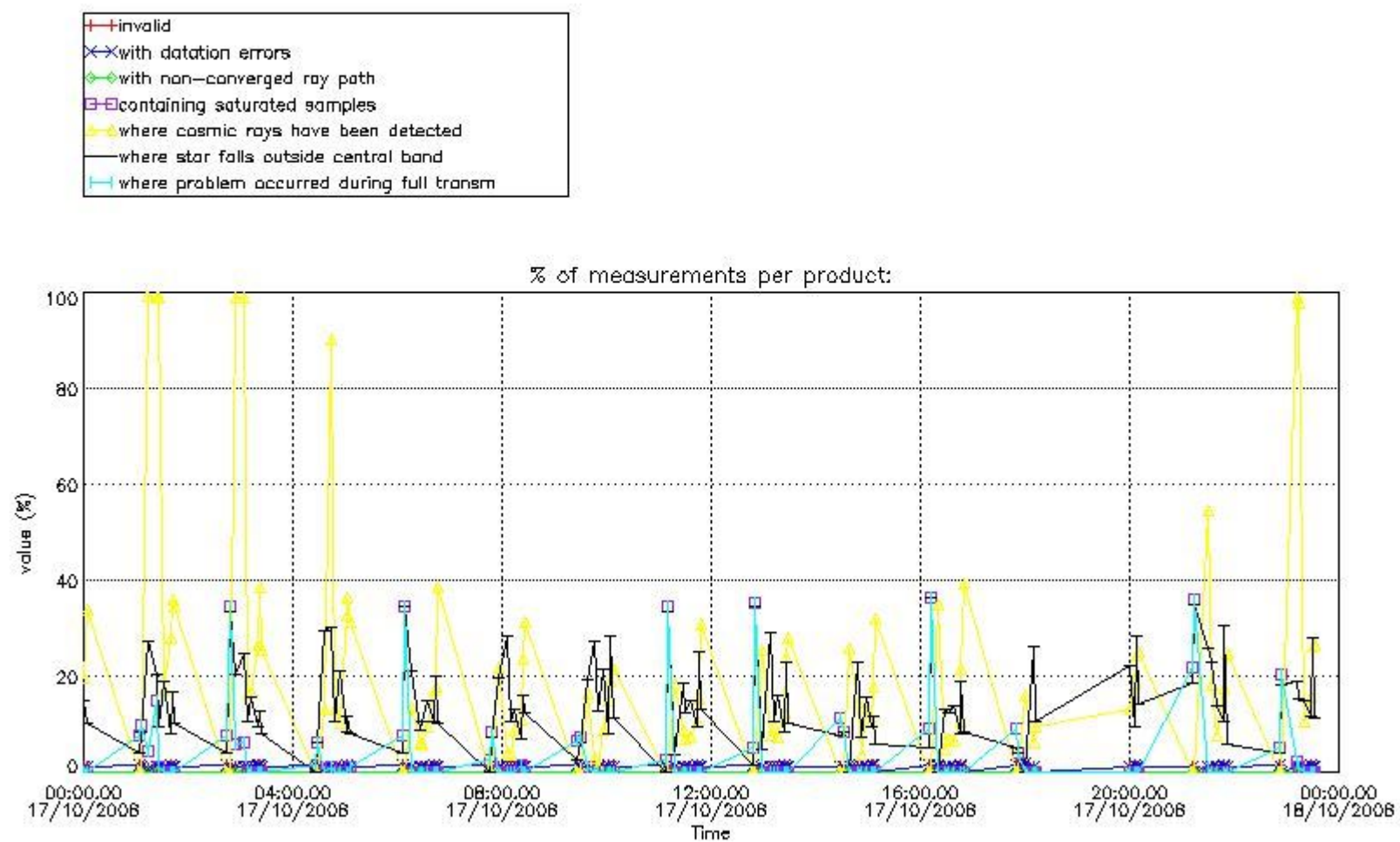


4. Level 1 quality information per product

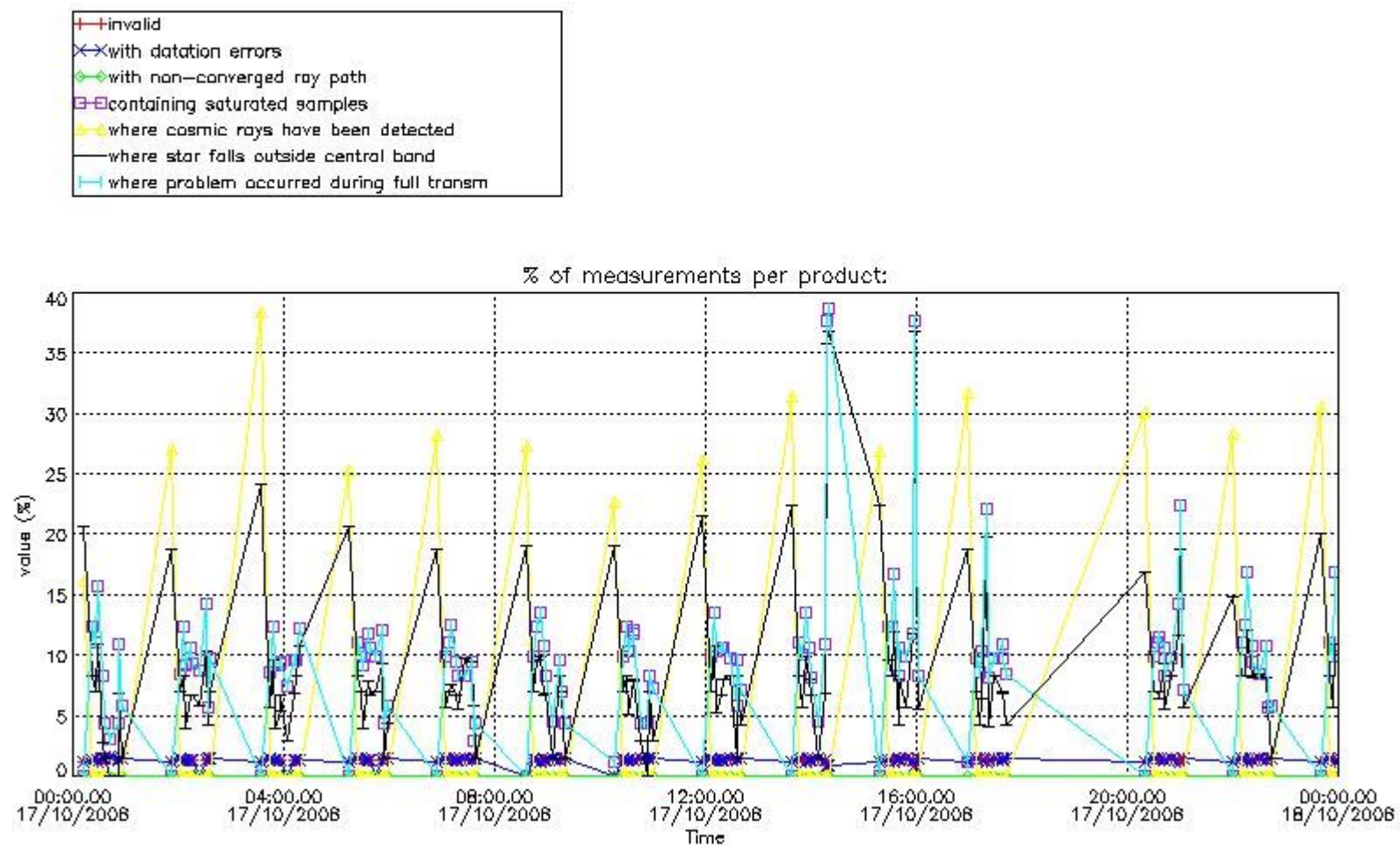
In this section it is plotted some information contained in the Quality Summary data set of the level 2 products that comes from the level 1b processing. Products without errors (error flag in the MPH set to "0") are used.

4.1 Plot quality information per product (time dependant) coming from level 1b processing

4.1.1 Plot level 1 quality information per product (time dependant): ENVISAT ASCENDING passes



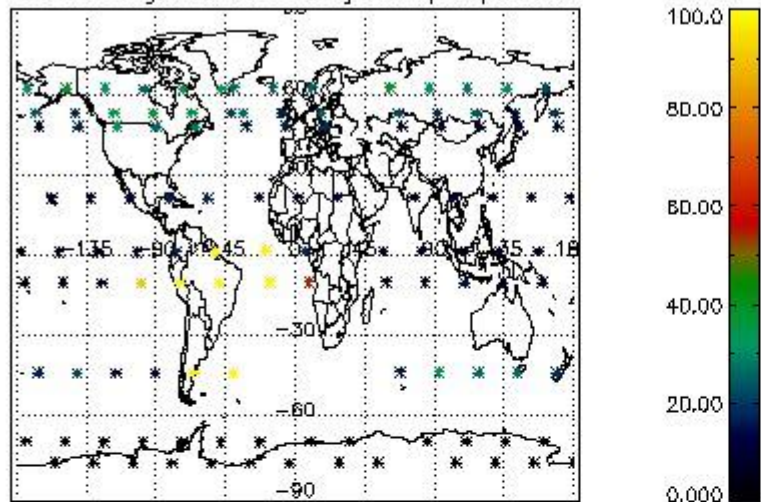
4.1.2 Plot level 1 quality information per product (time dependant): ENVI SAT DESCENDING passes



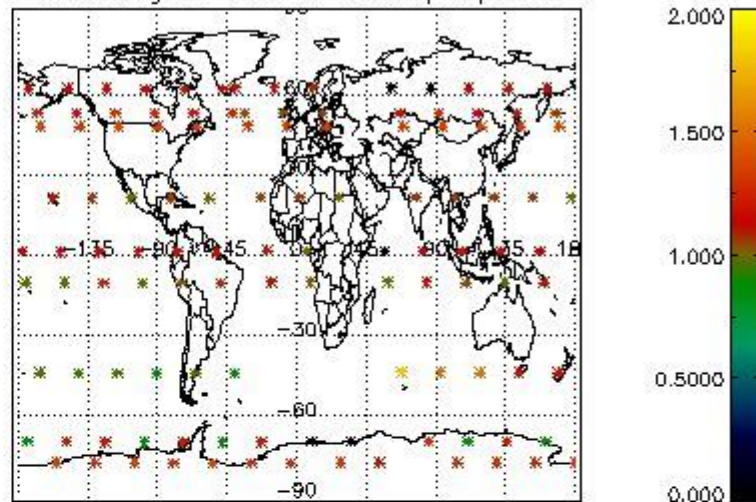
4.2 Plot quality information per product coming from level 1b processing (world map)

4.2.1 Plot level 1 quality information per product (world map): ENVISAT ASCENDING passes

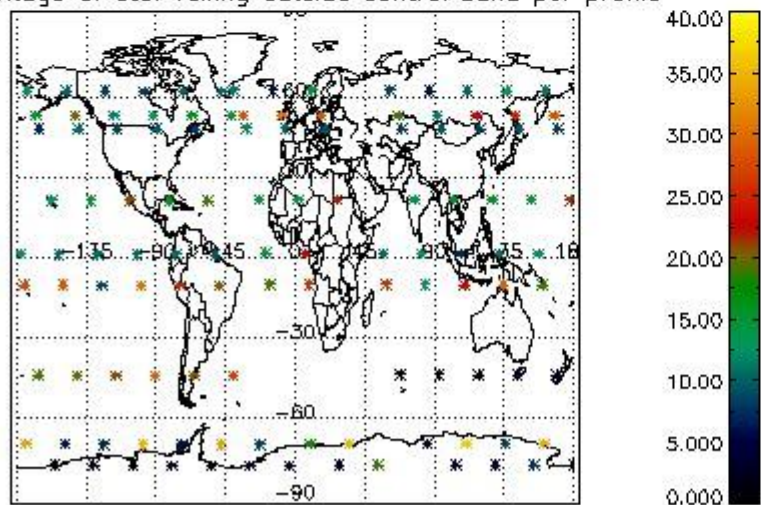
Percentage of cosmic ray hits per profile



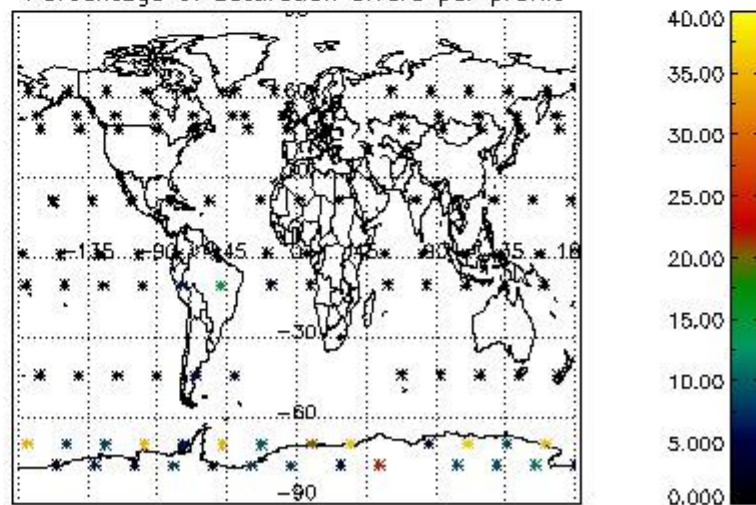
Percentage of datation errors per profile



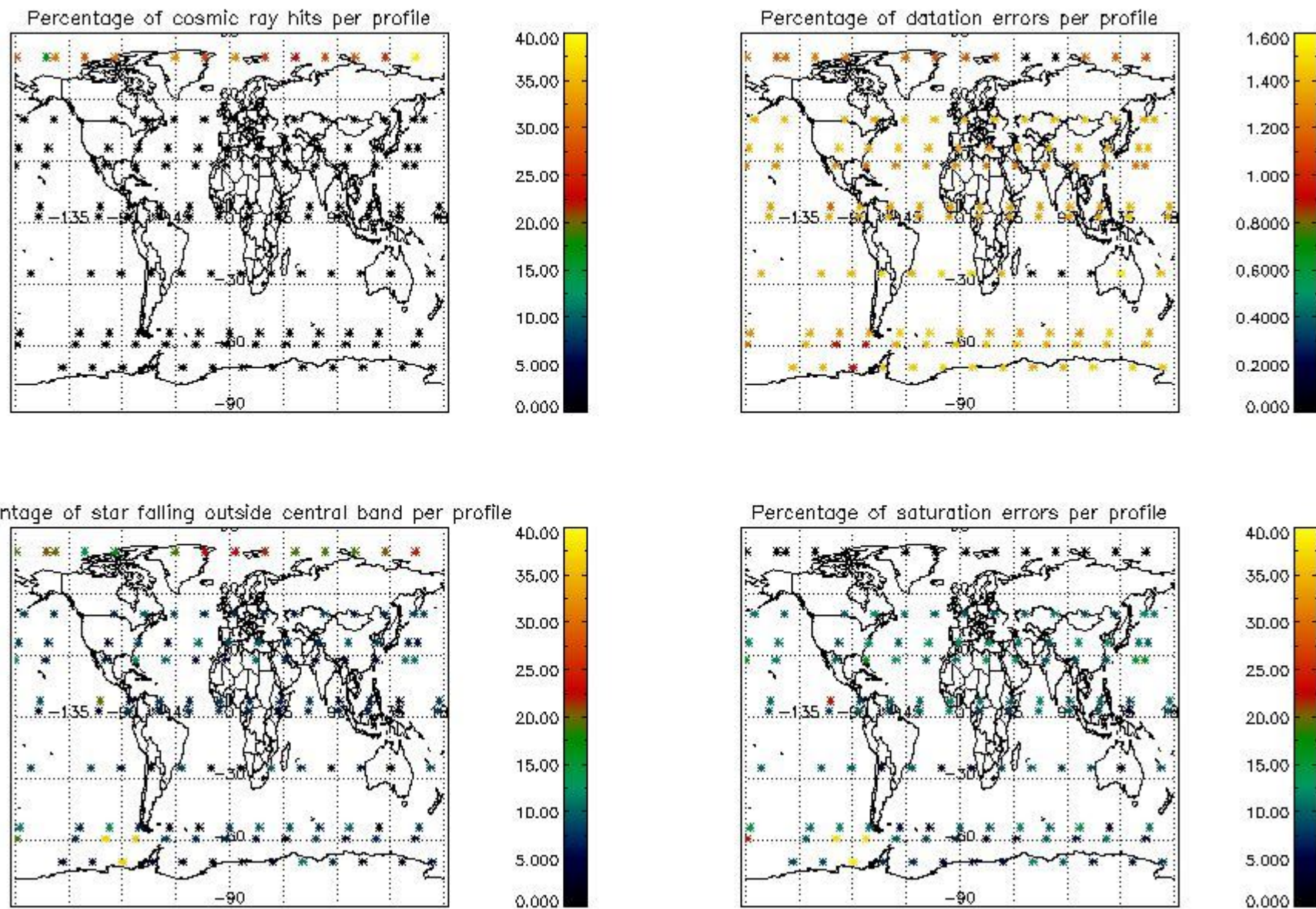
Percentage of star falling outside central band per profile



Percentage of saturation errors per profile



4.2.2 Plot level 1 quality information per product (world map): ENVISAT DESCENDING passes



5. Trace gas profiles

5.1 Ozone statistics based on quality of products

The final quality of the products can be "measured" using the STD (Standard Deviation) attached to every point profile. This information is written to the parameter GOM_NL__2P/NL_LOCAL_SPECIES_DENSITY/o3_std of the level 2 products. The table below shows the statistics for given STD ranges.

The statistics are given with respect to the overall valid production:

- Products without fatal errors: GOM_NL__2P/MPH/PRODUCT_ERR=0
- Valid point profile: GOM_NL__2P/NL_LOCAL_SPECIES_DENSITY/pcd(0)=0

The 'Criteria' is applied to valid points of dark limb products:

- Products in dark limb illumination condition: GOM_NL__2P/NL_SUMMARY_QUALITY/obs_ill_cond=0
- Products without fatal errors: GOM_NL__2P/MPH/PRODUCT_ERR=0
- Valid point profile: GOM_NL__2P/NL_LOCAL_SPECIES_DENSITY/pcd(0)=0

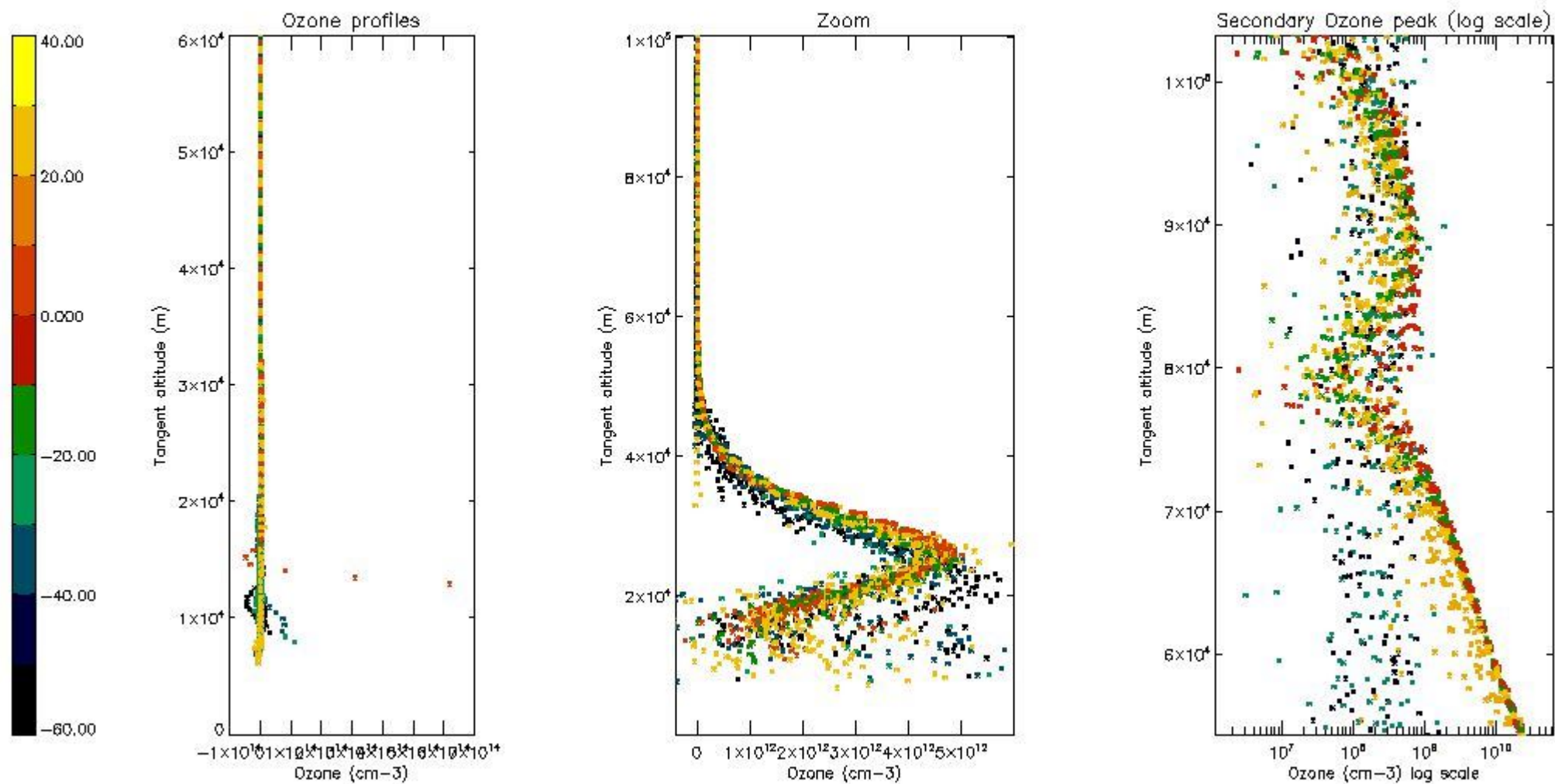
So, the table below shows the percentage of dark limb and valid observations for each criteria with respect to the overall valid daily observations.

Criteria	% of total production
All STD	35
STD < 20	19

STD < 10	14
STD < 5	10

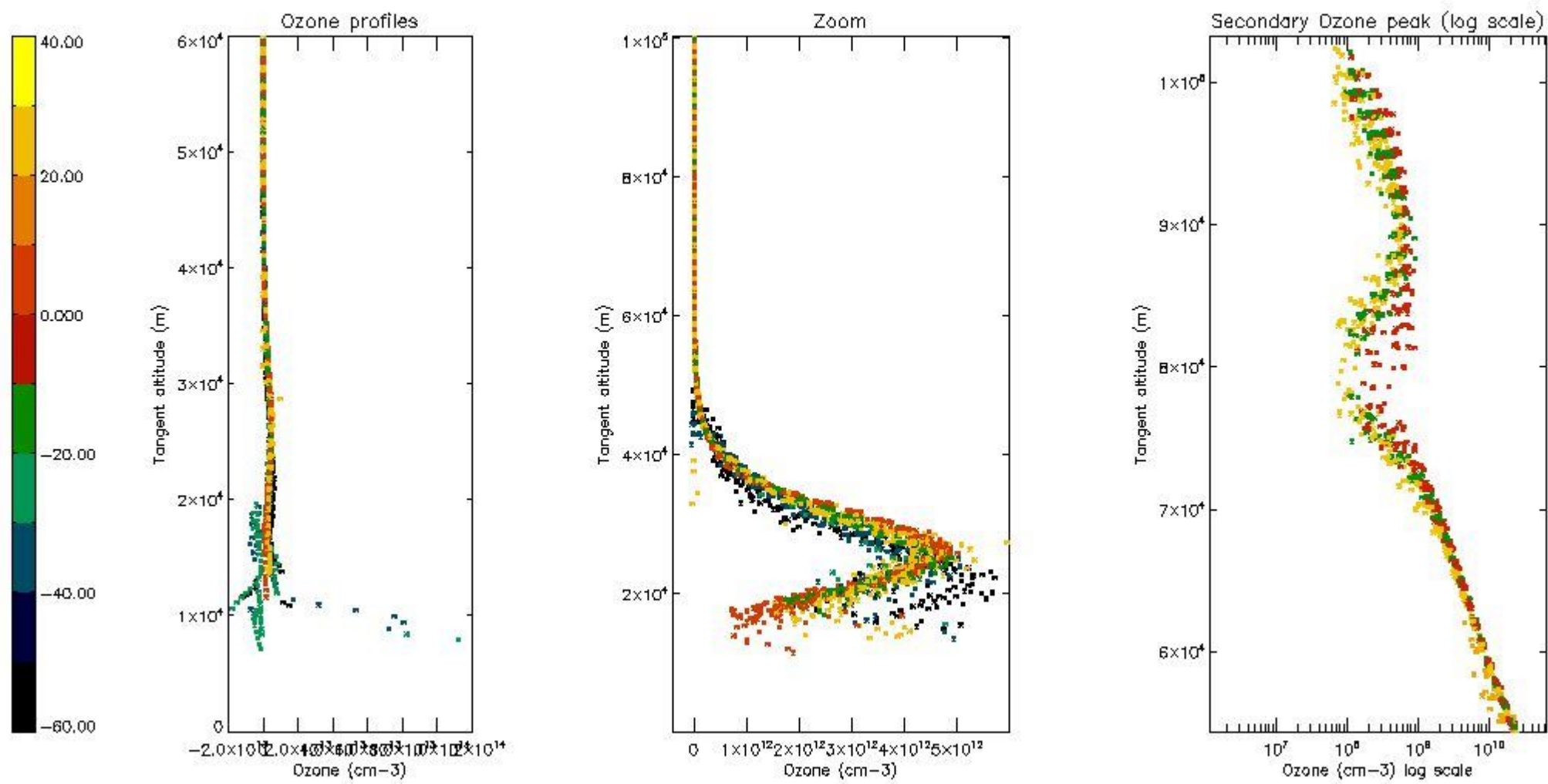
5.2 Plot ozone profiles for all STD (dark without errors)

The colorbar represents the latitude.



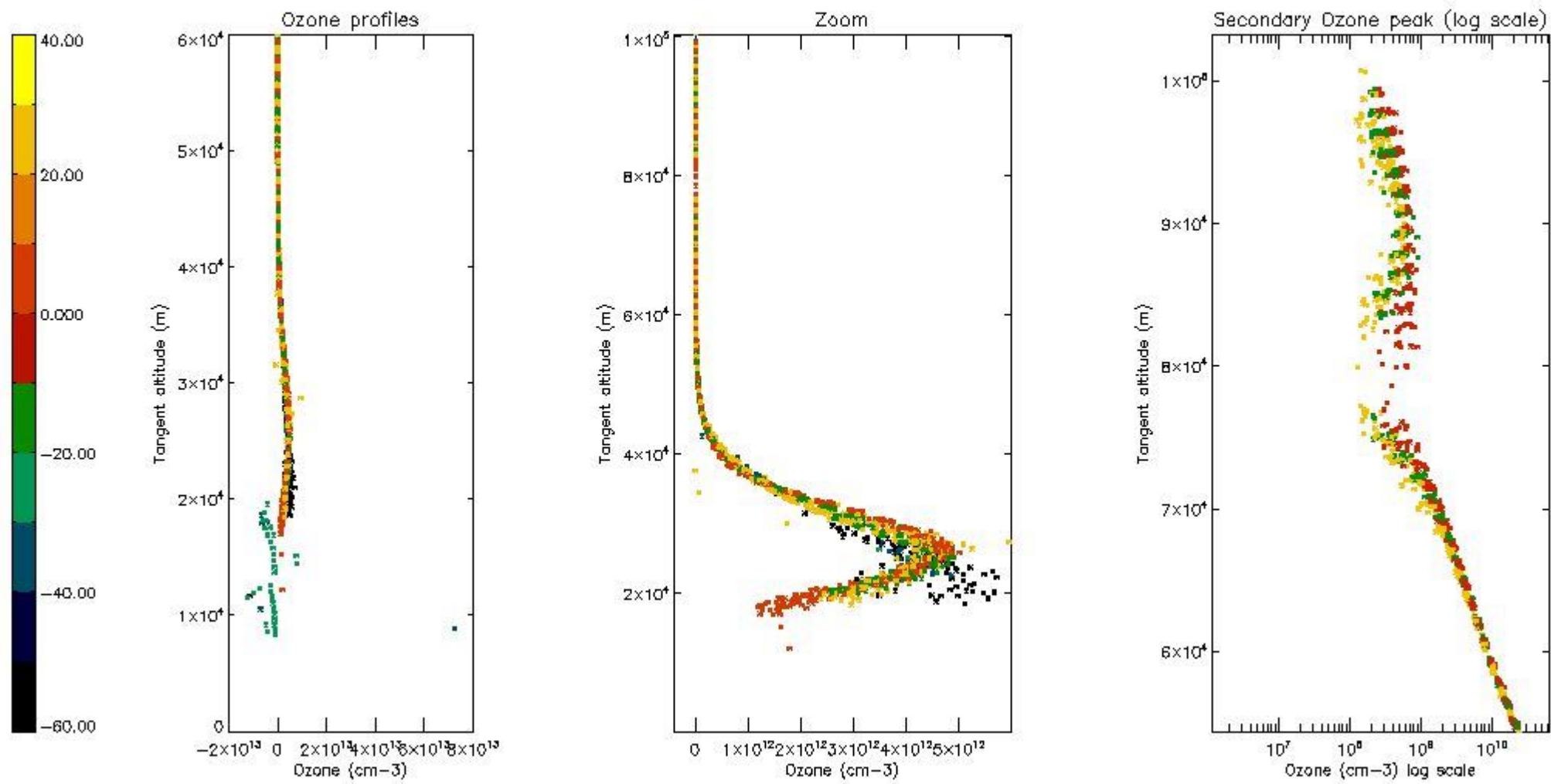
5.3 Plot ozone profiles where STD < 20% (dark without errors)

The colorbar represents the latitude.



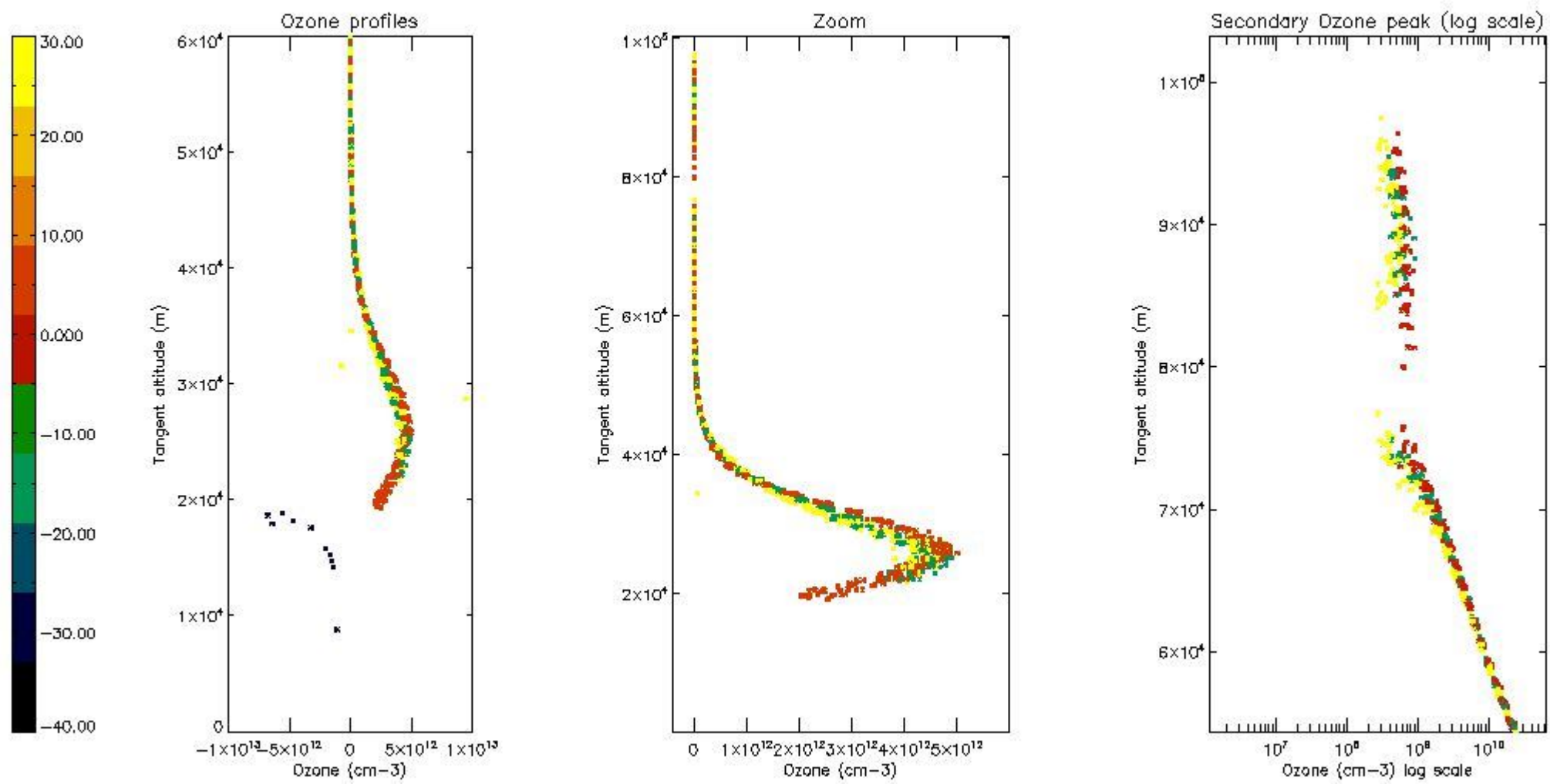
5.4 Plot ozone profiles where STD < 10% (dark without errors)

The colorbar represents the latitude.



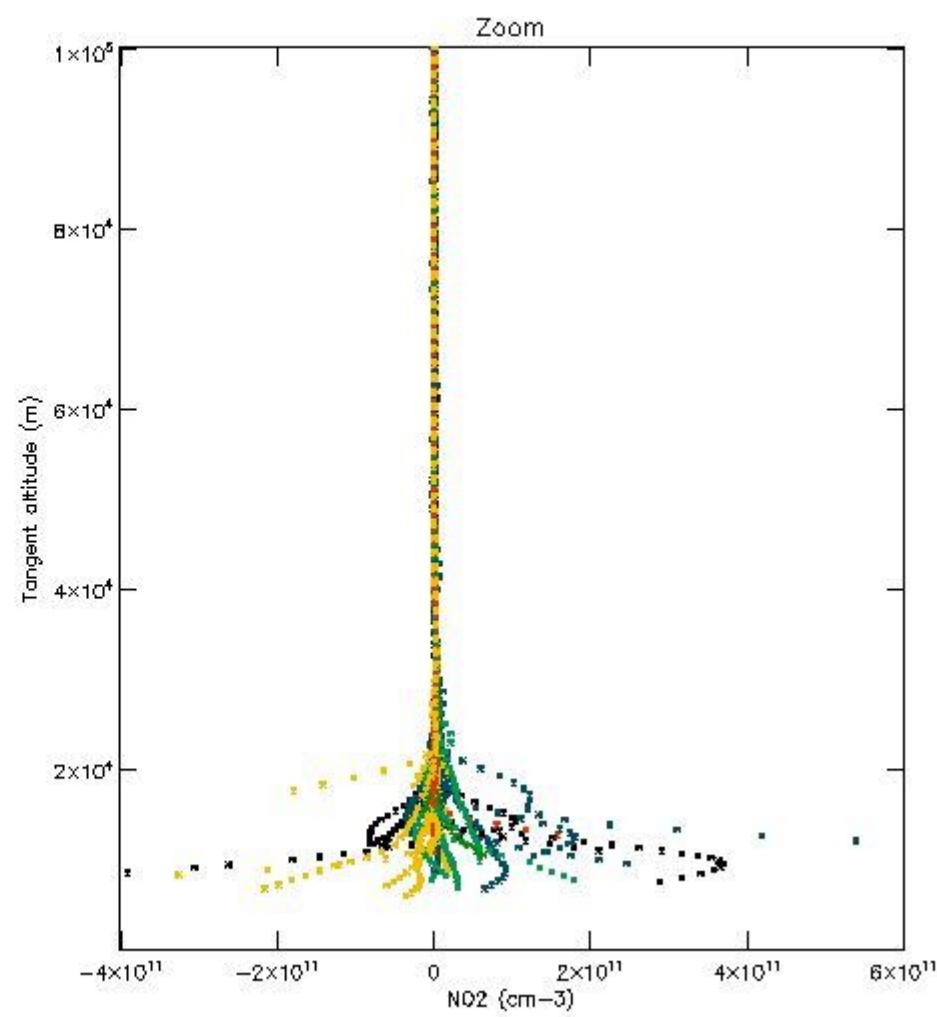
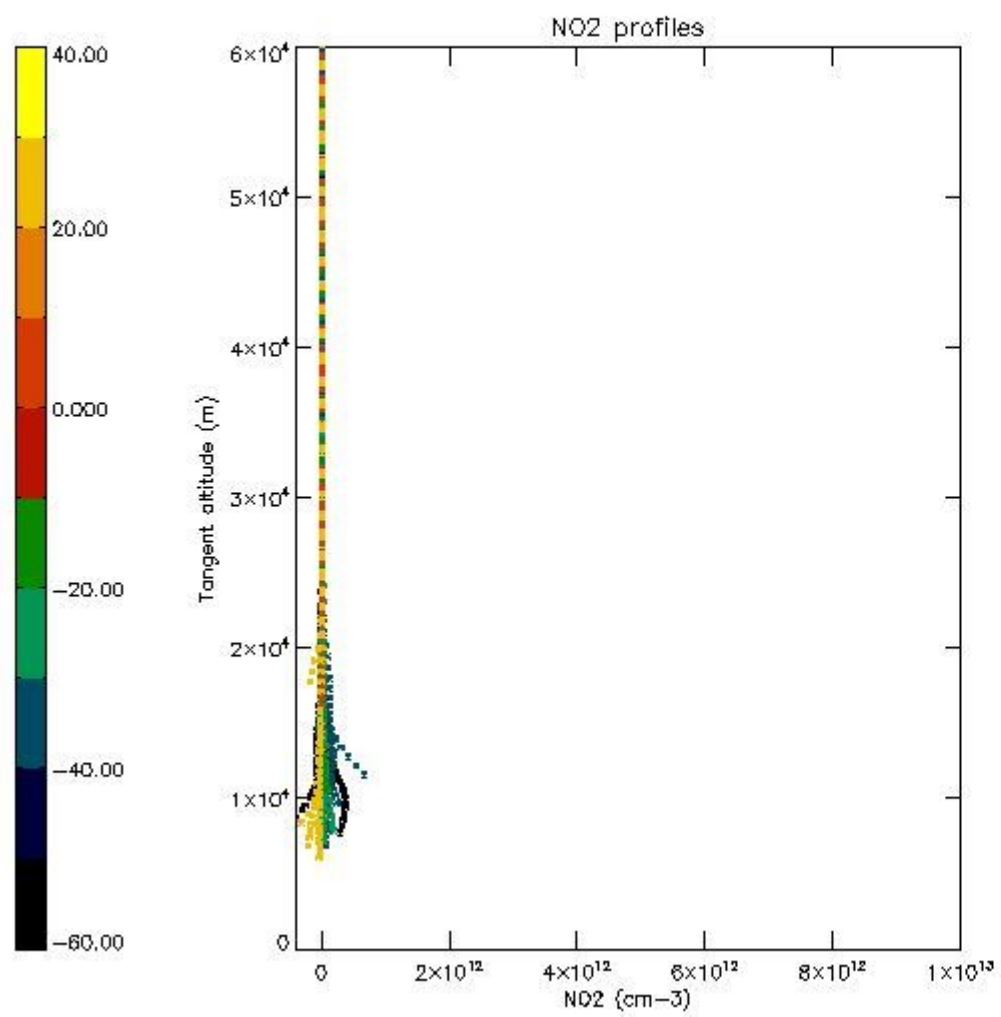
5.5 Plot ozone profiles where $STD < 5\%$ (dark without errors)

The colorbar represents the latitude.



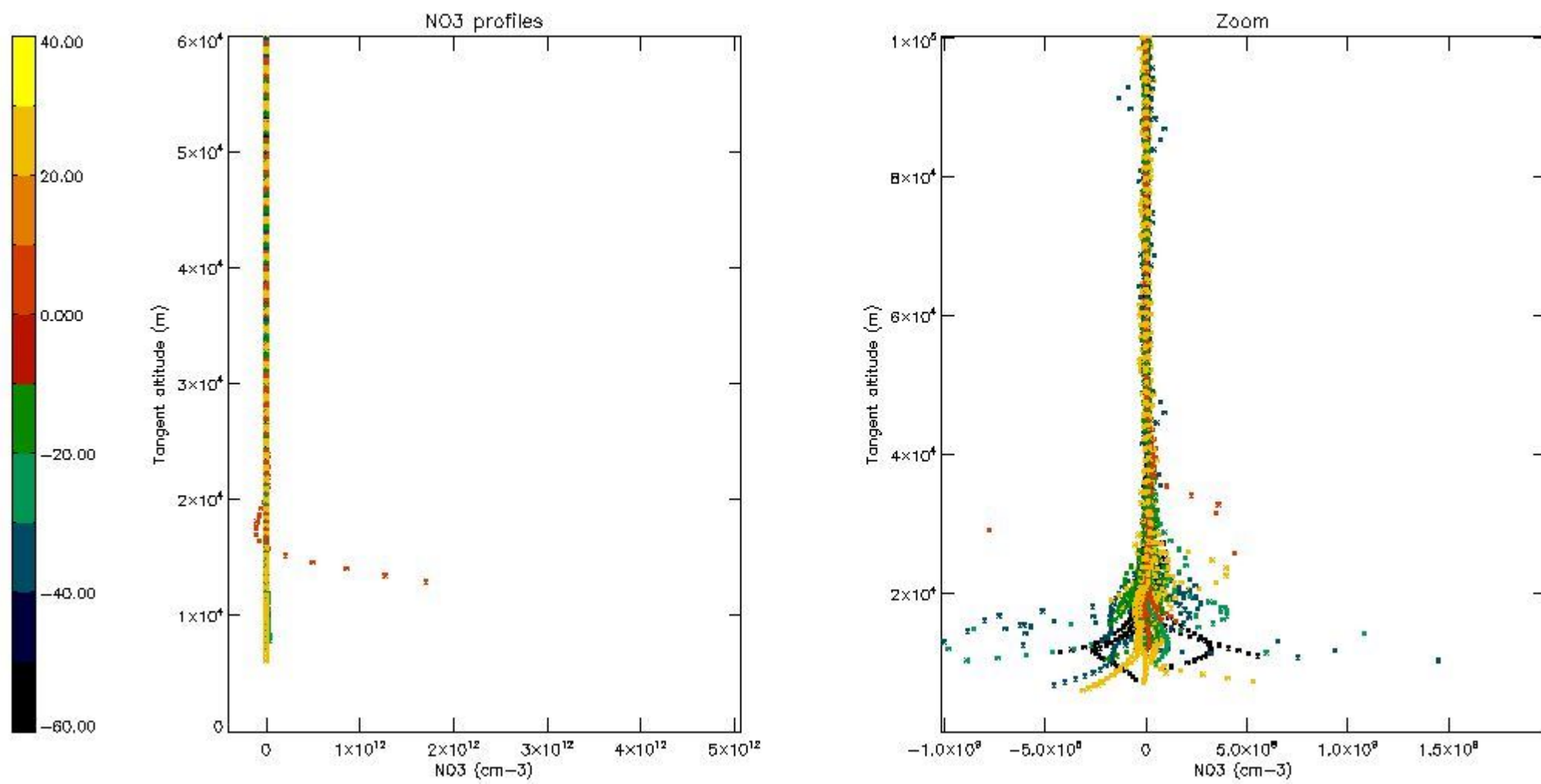
5.6 Plot NO₂ profiles for all STD (dark without errors)

The colorbar represents the latitude.



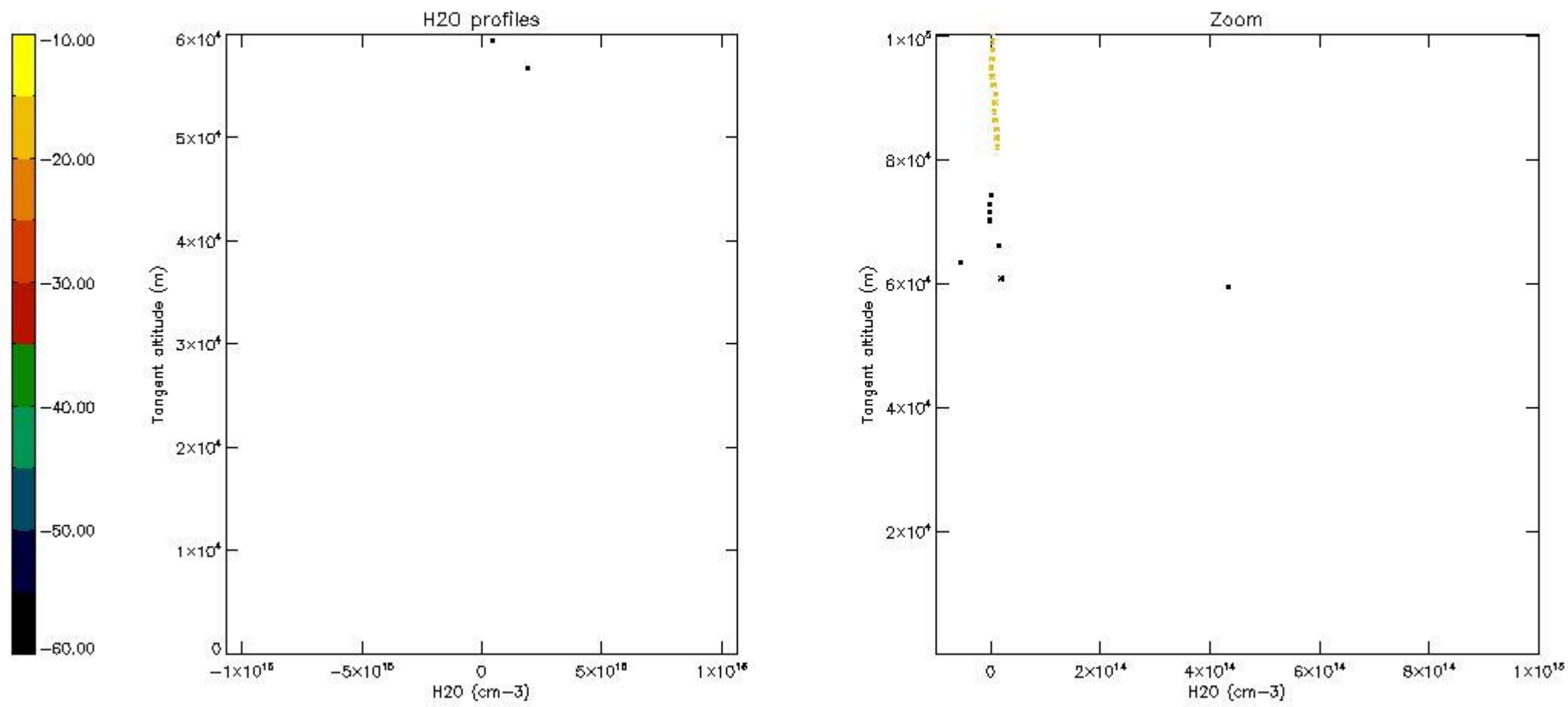
5.7 Plot NO3 profiles for all STD (dark without errors)

The colorbar represents the latitude.



5.8 Plot H2O profiles for all STD (only for occultations of stars 1,2,3,4,13,14,16,26,63 dark without errors)

The colorbar represents the latitude.



6. Auxiliary Data Files used for the production reported in section 2

The number reported in the third column indicates since which file (see list in section 2) the corresponding auxiliary file has been used. The fourth column is the date of those product files.

Type	Auxiliary Filename	Used since product	Used since product date
INST_PHYS_CHARACTERISTICS	GOM_INS_AXVIEC20091111_143220_20030716_120000_20500101_000000	1	17-OCT-2008 00:00:47
LEVEL-2_PROC_CONFIG	GOM_PR2_AXVIEC20091111_152718_20020301_000000_20500101_000000	1	17-OCT-2008 00:00:47
CROSS_SECTIONS_FILE	GOM_CRS_AXVIEC20091111_154832_20020301_000000_20500101_000000	1	17-OCT-2008 00:00:47

GOMOS Level 2 Daily Report

SUMMARY

[1. General Info](#)

[2. Summary of processed GOM_NL_2P products](#)

[3. Level 2 Quality information per product](#)

[3.1 Plot of level 2 quality information per product \(time dependant\)](#)

[3.2 Plot of level 2 quality information per product \(world map\)](#)

[4. Level 1 Quality information per product \(stored on level 2 products\)](#)

[4.1 Plot of level 1 quality information per product \(time dependant\)](#)

[4.1.1 Plot of level 1 quality information per product \(time dependant\): ASCENDING](#)

[4.1.2 Plot of level 1 quality information per product \(time dependant\): DESCENDING](#)

[4.2 Plot of level 1 quality information per product \(world map\)](#)

[4.2.1 Plot of level 1 quality information per product \(world map\): ASCENDING](#)

[4.2.2 Plot of level 1 quality information per product \(world map\): DESCENDING](#)

[5. Ozone profiles based on quality statistics and other trace gas profiles](#)

[5.1 Ozone statistics based on quality of products](#)

[5.2 Plot ozone profiles for all STD \(dark without errors\)](#)

[5.3 Plot ozone profiles where STD < 20% \(dark without errors\)](#)

[5.4. Plot ozone profiles where STD < 10% \(dark without errors\)](#)

[5.5. Plot ozone profiles where STD < 5% \(dark without errors\)](#)

[5.6 Plot NO2 profiles for all STD \(dark without errors\)](#)

[5.7 Plot NO3 profiles for all STD \(dark without errors\)](#)

[5.8 Plot H2O profiles \(only for occultations of stars 1,2,3,4,13,14,16,26,63 dark without errors\) for all STD](#)

[6. Auxiliary Data Files used for the production reported in section 2](#)

This report presents the daily analysis on parameters extracted from GOMOS level 2 data (GOM_NL__2P). It is intended to monitor some important parameters that will impact the quality of these products. A list of level 2 products (and content) that have arrived during the reporting day to the PCF is also given.

Item	Value
Time of report generation	25APR2013 21:05:41
Data source version	GOMOS/6.01
Start time of products	17-10-2008 (17OCT2008 00:00:00)
Stop time of products	18-10-2008 (18OCT2008 00:00:00)
Store outputs in DB	Yes
Nb of level 2 prods	251
Nb of prods with errors	0

2. Summary of processed GOM_NL__2P products.

Nr	Filename	UTC Start time	Limb	Duration	Star Id	Star Name	Star Mag	Star Temp	Nb Meas	Orbit	Prod. error
1	GOM_NL__2PRFIN20081017_000047_00000412073_00045_34668_4722.N1	17-OCT-2008 00:00:47	Dark	40.500	9	Alp Eri	0.45300	24000.	81	34668	No
2	GOM_NL__2PRFIN20081017_000326_000004452073_00045_34668_4723.N1	17-OCT-2008 00:03:26	Straylight	44.500	157	The1Eri	2.9060	9300.0	89	34668	No
3	GOM_NL__2PRFIN20081017_001221_00000442073_00045_34668_4724.N1	17-OCT-2008 00:12:21	Straylight	43.500	52	16Bet Cet	2.0370	4500.0	87	34668	No
4	GOM_NL__2PRFIN20081017_002157_00000372073_00045_34668_4725.N1	17-OCT-2008 00:21:57	Bright	36.500	140	88Gam Peg	2.8340	26000.	73	34668	No
5	GOM_NL__2PRFIN20081017_002554_00000362073_00045_34668_4726.N1	17-OCT-2008 00:25:54	Bright	36.000	58	21Alp And	2.0730	11000.	72	34668	No
6	GOM_NL__2PRFIN20081017_002819_00000422073_00045_34668_4727.N1	17-OCT-2008 00:28:19	Bright	41.500	53	43Bet And	2.0480	3300.0	83	34668	No
7	GOM_NL__2PRFIN20081017_003353_00000362073_00045_34668_4728.N1	17-OCT-2008 00:33:53	Bright	36.000	68	18Alp Cas	2.2250	4500.0	72	34668	No
8	GOM_NL__2PRFIN20081017_003514_00000352073_00045_34668_4729.N1	17-OCT-2008 00:35:14	Bright	34.500	76	27Gam Cas	2.3000	30000.	69	34668	No
9	GOM_NL__2PRFIN20081017_004256_00000332073_00045_34668_4730.N1	17-OCT-2008 00:42:56	Bright	32.500	49	1Alp UMi	1.9900	6300.0	65	34668	No
10	GOM_NL__2PRFIN20081017_005111_00000342073_00045_34668_4731.N1	17-OCT-2008 00:51:11	Bright	34.000	36	50Alp UMa	1.8000	6300.0	68	34668	No
11	GOM_NL__2PRFIN20081017_005244_00000372073_00045_34668_4732.N1	17-OCT-2008 00:52:44	Bright	36.500	82	48Bet UMa	2.3650	10600.	73	34668	No
12	GOM_NL__2PRFIN20081017_005609_00000342073_00045_34668_4733.N1	17-OCT-2008 00:56:09	Bright	34.000	174	52Psi UMa	3.0040	4400.0	68	34668	No
13	GOM_NL__2PRFIN20081017_010352_00000392073_00045_34668_4734.N1	17-OCT-2008 01:03:52	Bright	39.000	51	41Gam1Leo	2.0100	4500.0	78	34668	No
14	GOM_NL__2PRFIN20081017_010628_00000422073_00045_34668_4735.N1	17-OCT-2008 01:06:28	Bright	41.500	22	32Alp Leo	1.3600	15200.	83	34668	No
15	GOM_NL__2PRFIN20081017_011400_00000572073_00045_34668_4736.N1	17-OCT-2008 01:14:00	Dark	57.000	48	30Alp Hya	1.9770	4100.0	114	34668	No
16	GOM_NL__2PRFIN20081017_012330_00000472073_00045_34668_4737.N1	17-OCT-2008 01:23:30	Dark	46.500	65	Lam Vel	2.2040	4400.0	93	34668	No
17	GOM_NL__2PRFIN20081017_012644_00000432073_00046_34669_4882.N1	17-OCT-2008 01:26:44	Dark	42.500	34	Gam2Vel	1.7930	23000.	85	34669	No
18	GOM_NL__2PRFIN20081017_013222_00000502073_00046_34669_4883.N1	17-OCT-2008 01:32:22	Dark	50.000	2	Alp Car	-0.73600	7000.0	100	34669	No
19	GOM_NL__2PRFIN20081017_013957_00000382073_00046_34669_4884.N1	17-OCT-2008 01:39:57	Dark	37.500	143	Alp Hyi	2.8570	7200.0	75	34669	No
20	GOM_NL__2PRFIN20081017_014123_00000422073_00046_34669_4885.N1	17-OCT-2008 01:41:23	Dark	41.500	9	Alp Eri	0.45300	24000.	83	34669	No
21	GOM_NL__2PRFIN20081017_014402_000004452073_00046_34669_4886.N1	17-OCT-2008 01:44:02	Straylight	45.000	157	The1Eri	2.9060	9300.0	90	34669	No
22	GOM_NL__2PRFIN20081017_015257_00000432073_00046_34669_4887.N1	17-OCT-2008 01:52:57	Straylight	42.500	52	16Bet Cet	2.0370	4500.0	85	34669	No
23	GOM_NL__2PRFIN20081017_020233_00000362073_00046_34669_4888.N1	17-OCT-2008 02:02:33	Bright	35.500	140	88Gam Peg	2.8340	26000.	71	34669	No
24	GOM_NL__2PRFIN20081017_020630_00000372073_00046_34669_4889.N1	17-OCT-2008 02:06:30	Bright	36.500	58	21Alp And	2.0730	11000.	73	34669	No
25	GOM_NL__2PRFIN20081017_020854_00000392073_00046_34669_4890.N1	17-OCT-2008 02:08:54	Bright	38.500	53	43Bet And	2.0480	3300.0	77	34669	No
26	GOM_NL__2PRFIN20081017_021429_00000382073_00046_34669_4891.N1	17-OCT-2008 02:14:29	Bright	37.500	68	18Alp Cas	2.2250	4500.0	75	34669	No
27	GOM_NL__2PRFIN20081017_021549_00000382073_00046_34669_4892.N1	17-OCT-2008 02:15:49	Bright	37.500	76	27Gam Cas	2.3000	30000.	75	34669	No
28	GOM_NL__2PRFIN20081017_022332_00000352073_00046_34669_4893.N1	17-OCT-2008 02:23:32	Bright	34.500	49	1Alp UMi	1.9900	6300.0	69	34669	No
29	GOM_NL__2PRFIN20081017_023146_00000392073_00046_34669_4894.N1	17-OCT-2008 02:31:46	Bright	38.500	36	50Alp UMa	1.8000	6300.0	77	34669	No
30	GOM_NL__2PRFIN20081017_023320_00000352073_00046_34669_4895.N1	17-OCT-2008 02:33:20	Bright	35.000	82	48Bet UMa	2.3650	10600.	70	34669	No
31	GOM_NL__2PRFIN20081017_023645_00000362073_00046_34669_4896.N1	17-OCT-2008 02:36:45	Bright	36.000	174	52Psi UMa	3.0040	4400.0	72	34669	No
32	GOM_NL__2PRFIN20081017_024428_00000392073_00046_34669_4897.N1	17-OCT-2008 02:44:28	Bright	39.000	51	41Gam1Leo	2.0100	4500.0	78	34669	No
33	GOM_NL__2PRFIN20081017_024705_00000582073_00046_34669_4898.N1	17-OCT-2008 02:47:05	Bright	58.000	22	32Alp Leo	1.3600	15200.	116	34669	No
34	GOM_NL__2PRFIN20081017_025436_00000522073_00046_34669_4899.N1	17-OCT-2008 02:54:36	Dark	52.000	48	30Alp Hya	1.9770	4100.0	104	34669	No
35	GOM_NL__2PRFIN20081017_030407_00000492073_00046_34669_4900.N1	17-OCT-2008 03:04:07	Dark	48.500	65	Lam Vel	2.2040	4400.0	97	34669	No
36	GOM_NL__2PRFIN20081017_030720_00000432073_00047_34670_4892.N1	17-OCT-2008 03:07:20	Dark	42.500	34	Gam2Vel	1.7930	23000.	85	34670	No
37	GOM_NL__2PRFIN20081017_031259_00000482073_00047_34670_4893.N1	17-OCT-2008 03:12:59	Dark	47.500	2	Alp Car	-0.73600	7000.0	95	34670	No
38	GOM_NL__2PRFIN20081017_032033_00000382073_00047_34670_4894.N1	17-OCT-2008 03:20:33	Dark	37.500	143	Alp Hyi	2.8570	7200.0	75	34670	No
39	GOM_NL__2PRFIN20081017_032159_00000392073_00047_34670_4895.N1	17-OCT-2008 03:21:59	Dark	39.000	9	Alp Eri	0.45300	24000.	78	34670	No
40	GOM_NL__2PRFIN20081017_032439_00000442073_00047_34670_4896.N1	17-OCT-2008 03:24:39	Straylight	43.500	157	The1Eri	2.9060	9300.0	87	34670	No
41	GOM_NL__2PRFIN20081017_033333_00000462073_00047_34670_4897.N1	17-OCT-2008 03:33:33	Straylight	45.500	52	16Bet Cet	2.0370	4500.0	91	34670	No
42	GOM_NL__2PRFIN20081017_034309_00000352073_00047_34670_4898.N1	17-OCT-2008 03:43:09	Bright	35.000	140	88Gam Peg	2.8340	26000.	70	34670	No

43	GOM_NL__2PRFIN20081017_034706_000000372073_00047_34670_4899.N1	17-OCT-2008 03:47:06	Bright	36.500	58	21Alp And	2.0730	11000.	73	34670	No
44	GOM_NL__2PRFIN20081017_034930_000000392073_00047_34670_4900.N1	17-OCT-2008 03:49:30	Bright	38.500	53	43Bet And	2.0480	3300.0	77	34670	No
45	GOM_NL__2PRFIN20081017_035505_000000372073_00047_34670_4901.N1	17-OCT-2008 03:55:05	Bright	37.000	68	18Alp Cas	2.2250	4500.0	74	34670	No
46	GOM_NL__2PRFIN20081017_035625_000000382073_00047_34670_4902.N1	17-OCT-2008 03:56:25	Bright	37.500	76	27Gam Cas	2.3000	30000.	75	34670	No
47	GOM_NL__2PRFIN20081017_040408_000000342073_00047_34670_4903.N1	17-OCT-2008 04:04:08	Bright	34.000	49	1Alp UMi	1.9900	6300.0	68	34670	No
48	GOM_NL__2PRFIN20081017_041223_000000372073_00047_34670_4904.N1	17-OCT-2008 04:12:23	Bright	36.500	36	50Alp UMa	1.8000	6300.0	73	34670	No
49	GOM_NL__2PRFIN20081017_041356_000000372073_00047_34670_4905.N1	17-OCT-2008 04:13:56	Bright	36.500	82	48Bet UMa	2.3650	10600.	73	34670	No
50	GOM_NL__2PRFIN20081017_041721_000000372073_00047_34670_4906.N1	17-OCT-2008 04:17:21	Bright	37.000	174	52Psi UMa	3.0040	4400.0	74	34670	No
51	GOM_NL__2PRFIN20081017_042505_000000372073_00047_34670_4907.N1	17-OCT-2008 04:25:05	Bright	36.500	51	41Gam1Leo	2.0100	4500.0	73	34670	No
52	GOM_NL__2PRFIN20081017_042741_000000412073_00047_34670_4908.N1	17-OCT-2008 04:27:41	Bright	40.500	22	32Alp Leo	1.3600	15200.	81	34670	No
53	GOM_NL__2PRFIN20081017_043513_000000582073_00047_34670_4909.N1	17-OCT-2008 04:35:13	Dark	58.000	48	30Alp Hya	1.9770	4100.0	116	34670	No
54	GOM_NL__2PRFIN20081017_044443_000000522073_00047_34670_4910.N1	17-OCT-2008 04:44:43	Dark	51.500	65	Lam Vel	2.2040	4400.0	103	34670	No
55	GOM_NL__2PRFIN20081017_044757_000000432073_00048_34671_4916.N1	17-OCT-2008 04:47:57	Dark	42.500	34	Gam2Vel	1.7930	23000.	85	34671	No
56	GOM_NL__2PRFIN20081017_045336_000000502073_00048_34671_4917.N1	17-OCT-2008 04:53:36	Dark	50.000	2	Alp Car	-0.73600	7000.0	100	34671	No
57	GOM_NL__2PRFIN20081017_050109_000000372073_00048_34671_4918.N1	17-OCT-2008 05:01:09	Dark	36.500	143	Alp Hyi	2.8570	7200.0	73	34671	No
58	GOM_NL__2PRFIN20081017_050235_000000392073_00048_34671_4919.N1	17-OCT-2008 05:02:35	Dark	38.500	9	Alp Eri	0.45300	24000.	77	34671	No
59	GOM_NL__2PRFIN20081017_050515_000000432073_00048_34671_4920.N1	17-OCT-2008 05:05:15	Straylight	43.000	157	The1Eri	2.9060	9300.0	86	34671	No
60	GOM_NL__2PRFIN20081017_051409_000000442073_00048_34671_4921.N1	17-OCT-2008 05:14:09	Straylight	43.500	52	16Bet Cet	2.0370	4500.0	87	34671	No
61	GOM_NL__2PRFIN20081017_052345_000000362073_00048_34671_4922.N1	17-OCT-2008 05:23:45	Bright	36.000	140	88Gam Peg	2.8340	26000.	72	34671	No
62	GOM_NL__2PRFIN20081017_052742_000000362073_00048_34671_4923.N1	17-OCT-2008 05:27:42	Bright	35.500	58	21Alp And	2.0730	11000.	71	34671	No
63	GOM_NL__2PRFIN20081017_053006_000000392073_00048_34671_4924.N1	17-OCT-2008 05:30:06	Bright	38.500	53	43Bet And	2.0480	3300.0	77	34671	No
64	GOM_NL__2PRFIN20081017_053541_000000382073_00048_34671_4925.N1	17-OCT-2008 05:35:41	Bright	38.000	68	18Alp Cas	2.2250	4500.0	76	34671	No
65	GOM_NL__2PRFIN20081017_053701_000000382073_00048_34671_4926.N1	17-OCT-2008 05:37:01	Bright	37.500	76	27Gam Cas	2.3000	30000.	75	34671	No
66	GOM_NL__2PRFIN20081017_054444_000000362073_00048_34671_4927.N1	17-OCT-2008 05:44:44	Bright	35.500	49	1Alp UMi	1.9900	6300.0	71	34671	No
67	GOM_NL__2PRFIN20081017_055259_000000382073_00048_34671_4928.N1	17-OCT-2008 05:52:59	Bright	37.500	36	50Alp UMa	1.8000	6300.0	75	34671	No
68	GOM_NL__2PRFIN20081017_055432_000000342073_00048_34671_4929.N1	17-OCT-2008 05:54:32	Bright	34.000	82	48Bet UMa	2.3650	10600.	68	34671	No
69	GOM_NL__2PRFIN20081017_055757_000000352073_00048_34671_4930.N1	17-OCT-2008 05:57:57	Bright	34.500	174	52Psi UMa	3.0040	4400.0	69	34671	No
70	GOM_NL__2PRFIN20081017_060541_000000392073_00048_34671_4931.N1	17-OCT-2008 06:05:41	Bright	39.000	51	41Gam1Leo	2.0100	4500.0	78	34671	No
71	GOM_NL__2PRFIN20081017_060817_000000582073_00048_34671_4932.N1	17-OCT-2008 06:08:17	Bright	58.000	22	32Alp Leo	1.3600	15200.	116	34671	No
72	GOM_NL__2PRFIN20081017_061550_000000532073_00048_34671_4933.N1	17-OCT-2008 06:15:50	Dark	52.500	48	30Alp Hya	1.9770	4100.0	105	34671	No
73	GOM_NL__2PRFIN20081017_062520_000000412073_00048_34671_4934.N1	17-OCT-2008 06:25:20	Dark	40.500	65	Lam Vel	2.2040	4400.0	81	34671	No
74	GOM_NL__2PRFIN20081017_062834_000000432073_00049_34672_4930.N1	17-OCT-2008 06:28:34	Dark	43.000	34	Gam2Vel	1.7930	23000.	86	34672	No
75	GOM_NL__2PRFIN20081017_063412_000000472073_00049_34672_4931.N1	17-OCT-2008 06:34:12	Dark	47.000	2	Alp Car	-0.73600	7000.0	94	34672	No
76	GOM_NL__2PRFIN20081017_064145_000000382073_00049_34672_4932.N1	17-OCT-2008 06:41:45	Dark	38.000	143	Alp Hyi	2.8570	7200.0	76	34672	No
77	GOM_NL__2PRFIN20081017_064312_000000432073_00049_34672_4933.N1	17-OCT-2008 06:43:12	Dark	42.500	9	Alp Eri	0.45300	24000.	85	34672	No
78	GOM_NL__2PRFIN20081017_064552_000000442073_00049_34672_4934.N1	17-OCT-2008 06:45:52	Straylight	44.000	157	The1Eri	2.9060	9300.0	88	34672	No
79	GOM_NL__2PRFIN20081017_065445_000000432073_00049_34672_4935.N1	17-OCT-2008 06:54:45	Straylight	42.500	52	16Bet Cet	2.0370	4500.0	85	34672	No
80	GOM_NL__2PRFIN20081017_070421_000000362073_00049_34672_4936.N1	17-OCT-2008 07:04:21	Bright	35.500	140	88Gam Peg	2.8340	26000.	71	34672	No
81	GOM_NL__2PRFIN20081017_070818_000000362073_00049_34672_4937.N1	17-OCT-2008 07:08:18	Bright	36.000	58	21Alp And	2.0730	11000.	72	34672	No
82	GOM_NL__2PRFIN20081017_071041_000000402073_00049_34672_4938.N1	17-OCT-2008 07:10:41	Bright	40.000	53	43Bet And	2.0480	3300.0	80	34672	No
83	GOM_NL__2PRFIN20081017_071616_000000372073_00049_34672_4939.N1	17-OCT-2008 07:16:16	Bright	37.000	68	18Alp Cas	2.2250	4500.0	74	34672	No
84	GOM_NL__2PRFIN20081017_071737_000000372073_00049_34672_4940.N1	17-OCT-2008 07:17:37	Bright	36.500	76	27Gam Cas	2.3000	30000.	73	34672	No
85	GOM_NL__2PRFIN20081017_072520_000000362073_00049_34672_4941.N1	17-OCT-2008 07:25:20	Bright	36.000	49	1Alp UMi	1.9900	6300.0	72	34672	No
86	GOM_NL__2PRFIN20081017_073335_000000372073_00049_34672_4942.N1	17-OCT-2008 07:33:35	Bright	37.000	36	50Alp UMa	1.8000	6300.0	74	34672	No
87	GOM_NL__2PRFIN20081017_073508_000000352073_00049_34672_4943.N1	17-OCT-2008 07:35:08	Bright	34.500	82	48Bet UMa	2.3650	10600.	69	34672	No
88	GOM_NL__2PRFIN20081017_073833_000000342073_00049_34672_4944.N1	17-OCT-2008 07:38:33	Bright	34.000	174	52Psi UMa	3.0040	4400.0	68	34672	No
89	GOM_NL__2PRFIN20081017_074617_000000372073_00049_34672_4945.N1	17-OCT-2008 07:46:17	Bright	37.000	51	41Gam1Leo	2.0100	4500.0	74	34672	No
90	GOM_NL__2PRFIN20081017_074854_000000422073_00049_34672_4946.N1	17-OCT-2008 07:48:54	Bright	41.500	22	32Alp Leo	1.3600	15200.	83	34672	No
91	GOM_NL__2PRFIN20081017_075626_000000532073_00049_34672_4947.N1	17-OCT-2008 07:56:26	Dark	53.000	48	30Alp Hya	1.9770	4100.0	106	34672	No
92	GOM_NL__2PRFIN20081017_080556_000000512073_00049_34672_4948.N1	17-OCT-2008 08:05:56	Dark	51.000	65	Lam Vel	2.2040	4400.0	102	34672	No
93	GOM_NL__2PRFIN20081017_080911_000000432073_00050_34673_4942.N1	17-OCT-2008 08:09:11	Dark	43.000	34	Gam2Vel	1.7930	23000.	86	34673	No
94	GOM_NL__2PRFIN20081017_081449_000000462073_00050_34673_4943.N1	17-OCT-2008 08:14:49	Dark	45.500	2	Alp Car	-0.73600	7000.0	91	34673	No
95	GOM_NL__2PRFIN20081017_082222_000000372073_00050_34673_4944.N1	17-OCT-2008 08:22:22	Dark	36.500	143	Alp Hyi	2.8570	7200.0	73	34673	No
96	GOM_NL__2PRFIN20081017_082348_000000412073_00050_34673_4945.N1	17-OCT-2008 08:23:48	Dark	40.500	9	Alp Eri	0.45300	24000.	81	34673	No
97	GOM_NL__2PRFIN20081017_082628_000000452073_00050_34673_4946.N1	17-OCT-2008 08:26:28	Straylight	45.000	157	The1Eri	2.9060	9300.0	90	34673	No
98	GOM_NL__2PRFIN20081017_083521_000000422073_00050_34673_4947.N1	17-OCT-2008 08:35:21	Straylight	42.000	52	16Bet Cet	2.0370	4500.0	84	34673	No
99	GOM_NL__2PRFIN20081017_084457_000000362073_00050_34673_4948.N1	17-OCT-2008 08:44:57	Bright	35.500	140	88Gam Peg	2.8340	26000.	71	34673	No
100	GOM_NL__2PRFIN20081017_084854_000000372073_00050_34673_4949.N1	17-OCT-2008 08:48:54	Bright	36.500	58	21Alp And	2.0730	11000.	73	34673	No
101	GOM_NL__2PRFIN20081017_085117_000000412073_00050_34673_4950.N1	17-OCT-2008 08:51:17	Bright	40.500	53	43Bet And	2.0480	3300.0	81	34673	No

102	GOM_NL__2PRFIN20081017_085652_000000372073_00050_34673_4951.N1	17-OCT-2008 08:56:52	Bright	37.000	68	18Alp Cas	2.2250	4500.0	74	34673	No
103	GOM_NL__2PRFIN20081017_085813_000000372073_00050_34673_4952.N1	17-OCT-2008 08:58:13	Bright	36.500	76	27Gam Cas	2.3000	30000.	73	34673	No
104	GOM_NL__2PRFIN20081017_090556_000000342073_00050_34673_4953.N1	17-OCT-2008 09:05:56	Bright	33.500	49	1Alp UMi	1.9900	6300.0	67	34673	No
105	GOM_NL__2PRFIN20081017_091410_000000372073_00050_34673_4954.N1	17-OCT-2008 09:14:10	Bright	36.500	36	50Alp UMa	1.8000	6300.0	73	34673	No
106	GOM_NL__2PRFIN20081017_091544_000000362073_00050_34673_4955.N1	17-OCT-2008 09:15:44	Bright	35.500	82	48Bet UMa	2.3650	10600.	71	34673	No
107	GOM_NL__2PRFIN20081017_091909_000000342073_00050_34673_4956.N1	17-OCT-2008 09:19:09	Bright	34.000	174	52Psi UMa	3.0040	4400.0	68	34673	No
108	GOM_NL__2PRFIN20081017_092653_000000392073_00050_34673_4957.N1	17-OCT-2008 09:26:53	Bright	38.500	51	41Gam1Leo	2.0100	4500.0	77	34673	No
109	GOM_NL__2PRFIN20081017_092930_000000412073_00050_34673_4958.N1	17-OCT-2008 09:29:30	Bright	41.000	22	32Alp Leo	1.3600	15200.	82	34673	No
110	GOM_NL__2PRFIN20081017_093703_000000522073_00050_34673_4959.N1	17-OCT-2008 09:37:03	Dark	52.000	48	30Alp Hya	1.9770	4100.0	104	34673	No
111	GOM_NL__2PRFIN20081017_094633_000000512073_00050_34673_4960.N1	17-OCT-2008 09:46:33	Dark	51.000	65	Lam Vel	2.2040	4400.0	102	34673	No
112	GOM_NL__2PRFIN20081017_094947_000000442073_00051_34674_4954.N1	17-OCT-2008 09:49:47	Dark	43.500	34	Gam2Vel	1.7930	23000.	87	34674	No
113	GOM_NL__2PRFIN20081017_095526_000000512073_00051_34674_4955.N1	17-OCT-2008 09:55:26	Dark	51.000	2	Alp Car	-0.73600	7000.0	102	34674	No
114	GOM_NL__2PRFIN20081017_100258_000000372073_00051_34674_4956.N1	17-OCT-2008 10:02:58	Dark	37.000	143	Alp Hyi	2.8570	7200.0	74	34674	No
115	GOM_NL__2PRFIN20081017_100424_000000482073_00051_34674_4957.N1	17-OCT-2008 10:04:24	Dark	47.500	9	Alp Eri	0.45300	24000.	95	34674	No
116	GOM_NL__2PRFIN20081017_100704_000000452073_00051_34674_4958.N1	17-OCT-2008 10:07:04	Straylight	44.500	157	The1Eri	2.9060	9300.0	89	34674	No
117	GOM_NL__2PRFIN20081017_101557_000000422073_00051_34674_4959.N1	17-OCT-2008 10:15:57	Straylight	42.000	52	16Bet Cet	2.0370	4500.0	84	34674	No
118	GOM_NL__2PRFIN20081017_102533_000000362073_00051_34674_4960.N1	17-OCT-2008 10:25:33	Bright	35.500	140	88Gam Peg	2.8340	26000.	71	34674	No
119	GOM_NL__2PRFIN20081017_102929_000000372073_00051_34674_4961.N1	17-OCT-2008 10:29:29	Bright	36.500	58	21Alp And	2.0730	11000.	73	34674	No
120	GOM_NL__2PRFIN20081017_103153_000000392073_00051_34674_4962.N1	17-OCT-2008 10:31:53	Bright	39.000	53	43Bet And	2.0480	3300.0	78	34674	No
121	GOM_NL__2PRFIN20081017_103728_000000382073_00051_34674_4963.N1	17-OCT-2008 10:37:28	Bright	37.500	68	18Alp Cas	2.2250	4500.0	75	34674	No
122	GOM_NL__2PRFIN20081017_103848_000000382073_00051_34674_4964.N1	17-OCT-2008 10:38:48	Bright	38.000	76	27Gam Cas	2.3000	30000.	76	34674	No
123	GOM_NL__2PRFIN20081017_104632_000000342073_00051_34674_4965.N1	17-OCT-2008 10:46:32	Bright	34.000	49	1Alp UMi	1.9900	6300.0	68	34674	No
124	GOM_NL__2PRFIN20081017_105446_000000342073_00051_34674_4966.N1	17-OCT-2008 10:54:46	Bright	34.000	36	50Alp UMa	1.8000	6300.0	68	34674	No
125	GOM_NL__2PRFIN20081017_105620_000000362073_00051_34674_4967.N1	17-OCT-2008 10:56:20	Bright	36.000	82	48Bet UMa	2.3650	10600.	72	34674	No
126	GOM_NL__2PRFIN20081017_105945_000000352073_00051_34674_4968.N1	17-OCT-2008 10:59:45	Bright	34.500	174	52Psi UMa	3.0040	4400.0	69	34674	No
127	GOM_NL__2PRFIN20081017_110729_000000372073_00051_34674_4969.N1	17-OCT-2008 11:07:29	Bright	37.000	51	41Gam1Leo	2.0100	4500.0	74	34674	No
128	GOM_NL__2PRFIN20081017_111006_000000582073_00051_34674_4970.N1	17-OCT-2008 11:10:06	Bright	58.000	22	32Alp Leo	1.3600	15200.	116	34674	No
129	GOM_NL__2PRFIN20081017_111740_000000432073_00051_34674_4971.N1	17-OCT-2008 11:17:40	Dark	43.000	48	30Alp Hya	1.9770	4100.0	86	34674	No
130	GOM_NL__2PRFIN20081017_112709_000000462073_00051_34674_4972.N1	17-OCT-2008 11:27:09	Dark	45.500	65	Lam Vel	2.2040	4400.0	91	34674	No
131	GOM_NL__2PRFIN20081017_113024_000000442073_00052_34675_4965.N1	17-OCT-2008 11:30:24	Dark	44.000	34	Gam2Vel	1.7930	23000.	88	34675	No
132	GOM_NL__2PRFIN20081017_113603_000000472073_00052_34675_4966.N1	17-OCT-2008 11:36:03	Dark	47.000	2	Alp Car	-0.73600	7000.0	94	34675	No
133	GOM_NL__2PRFIN20081017_114334_000000382073_00052_34675_4967.N1	17-OCT-2008 11:43:34	Dark	37.500	143	Alp Hyi	2.8570	7200.0	75	34675	No
134	GOM_NL__2PRFIN20081017_114500_000000462073_00052_34675_4968.N1	17-OCT-2008 11:45:00	Dark	46.000	9	Alp Eri	0.45300	24000.	92	34675	No
135	GOM_NL__2PRFIN20081017_114741_000000462073_00052_34675_4969.N1	17-OCT-2008 11:47:41	Straylight	45.500	157	The1Eri	2.9060	9300.0	91	34675	No
136	GOM_NL__2PRFIN20081017_115633_000000442073_00052_34675_4970.N1	17-OCT-2008 11:56:33	Straylight	44.000	52	16Bet Cet	2.0370	4500.0	88	34675	No
137	GOM_NL__2PRFIN20081017_120609_000000362073_00052_34675_4971.N1	17-OCT-2008 12:06:09	Bright	35.500	140	88Gam Peg	2.8340	26000.	71	34675	No
138	GOM_NL__2PRFIN20081017_121005_000000372073_00052_34675_4972.N1	17-OCT-2008 12:10:05	Bright	37.000	58	21Alp And	2.0730	11000.	74	34675	No
139	GOM_NL__2PRFIN20081017_121228_000000392073_00052_34675_4973.N1	17-OCT-2008 12:12:28	Bright	38.500	53	43Bet And	2.0480	3300.0	77	34675	No
140	GOM_NL__2PRFIN20081017_121804_000000382073_00052_34675_4974.N1	17-OCT-2008 12:18:04	Bright	37.500	68	18Alp Cas	2.2250	4500.0	75	34675	No
141	GOM_NL__2PRFIN20081017_121924_000000382073_00052_34675_4975.N1	17-OCT-2008 12:19:24	Bright	37.500	76	27Gam Cas	2.3000	30000.	75	34675	No
142	GOM_NL__2PRFIN20081017_122708_000000362073_00052_34675_4976.N1	17-OCT-2008 12:27:08	Bright	36.000	49	1Alp UMi	1.9900	6300.0	72	34675	No
143	GOM_NL__2PRFIN20081017_123522_000000342073_00052_34675_4977.N1	17-OCT-2008 12:35:22	Bright	34.000	36	50Alp UMa	1.8000	6300.0	68	34675	No
144	GOM_NL__2PRFIN20081017_123656_000000372073_00052_34675_4978.N1	17-OCT-2008 12:36:56	Bright	36.500	82	48Bet UMa	2.3650	10600.	73	34675	No
145	GOM_NL__2PRFIN20081017_124021_000000352073_00052_34675_4979.N1	17-OCT-2008 12:40:21	Bright	35.000	174	52Psi UMa	3.0040	4400.0	70	34675	No
146	GOM_NL__2PRFIN20081017_124806_000000382073_00052_34675_4980.N1	17-OCT-2008 12:48:06	Bright	38.000	51	41Gam1Leo	2.0100	4500.0	76	34675	No
147	GOM_NL__2PRFIN20081017_125042_000000582073_00052_34675_4981.N1	17-OCT-2008 12:50:42	Bright	58.000	22	32Alp Leo	1.3600	15200.	116	34675	No
148	GOM_NL__2PRFIN20081017_125816_000000432073_00052_34675_4982.N1	17-OCT-2008 12:58:16	Dark	43.000	48	30Alp Hya	1.9770	4100.0	86	34675	No
149	GOM_NL__2PRFIN20081017_130746_000000522073_00052_34675_4983.N1	17-OCT-2008 13:07:46	Dark	51.500	65	Lam Vel	2.2040	4400.0	103	34675	No
150	GOM_NL__2PRFIN20081017_131101_000000432073_00053_34676_4985.N1	17-OCT-2008 13:11:01	Dark	42.500	34	Gam2Vel	1.7930	23000.	85	34676	No
151	GOM_NL__2PRFIN20081017_131639_000000472073_00053_34676_4986.N1	17-OCT-2008 13:16:39	Dark	47.000	2	Alp Car	-0.73600	7000.0	94	34676	No
152	GOM_NL__2PRFIN20081017_132410_000000372073_00053_34676_4987.N1	17-OCT-2008 13:24:10	Dark	36.500	143	Alp Hyi	2.8570	7200.0	73	34676	No
153	GOM_NL__2PRFIN20081017_132536_000000442073_00053_34676_4988.N1	17-OCT-2008 13:25:36	Dark	44.000	9	Alp Eri	0.45300	24000.	88	34676	No
154	GOM_NL__2PRFIN20081017_132817_000000452073_00053_34676_4989.N1	17-OCT-2008 13:28:17	Straylight	44.500	157	The1Eri	2.9060	9300.0	89	34676	No
155	GOM_NL__2PRFIN20081017_133709_000000452073_00053_34676_4990.N1	17-OCT-2008 13:37:09	Straylight	44.500	52	16Bet Cet	2.0370	4500.0	89	34676	No
156	GOM_NL__2PRFIN20081017_134645_000000362073_00053_34676_4991.N1	17-OCT-2008 13:46:45	Bright	36.000	140	88Gam Peg	2.8340	26000.	72	34676	No
157	GOM_NL__2PRFIN20081017_135041_000000352073_00053_34676_4992.N1	17-OCT-2008 13:50:41	Bright	35.000	58	21Alp And	2.0730	11000.	70	34676	No
158	GOM_NL__2PRFIN20081017_135304_000000412073_00053_34676_4993.N1	17-OCT-2008 13:53:04	Bright	40.500	53	43Bet And	2.0480	3300.0	81	34676	No
159	GOM_NL__2PRFIN20081017_135839_000000382073_00053_34676_4994.N1	17-OCT-2008 13:58:39	Bright	37.500	68	18Alp Cas	2.2250	4500.0	75	34676	No
160	GOM_NL__2PRFIN20081017_140000_000000372073_00053_34676_4995.N1	17-OCT-2008 14:00:00	Bright	37.000	76	27Gam Cas	2.3000	30000.	74	34676	No

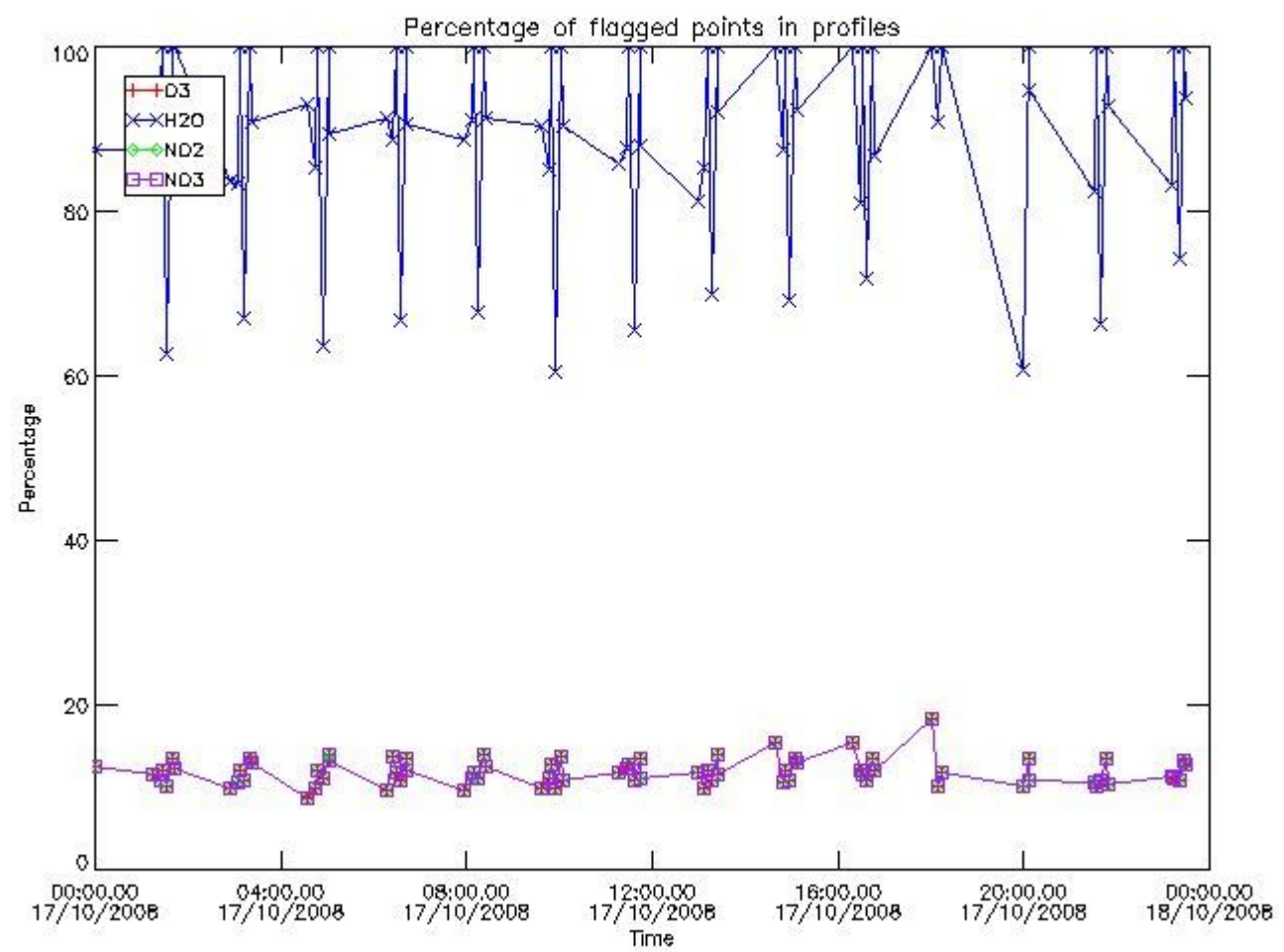
161	GOM_NL__2PRFIN20081017_140744_000000342073_00053_34676_4996.N1	17-OCT-2008 14:07:44	Bright	33.500	49	1Alp UMi	1.9900	6300.0	67	34676	No
162	GOM_NL__2PRFIN20081017_141558_000000372073_00053_34676_4997.N1	17-OCT-2008 14:15:58	Bright	36.500	36	50Alp UMa	1.8000	6300.0	73	34676	No
163	GOM_NL__2PRFIN20081017_141732_000000532073_00053_34676_4998.N1	17-OCT-2008 14:17:32	Bright	53.000	82	48Bet UMa	2.3650	10600.	106	34676	No
164	GOM_NL__2PRFIN20081017_142057_000000532073_00053_34676_4999.N1	17-OCT-2008 14:20:57	Bright	53.000	174	52Psi UMa	3.0040	4400.0	106	34676	No
165	GOM_NL__2PRFIN20081017_142842_000000402073_00053_34676_5000.N1	17-OCT-2008 14:28:42	Bright	40.000	51	41Gam1Leo	2.0100	4500.0	80	34676	No
166	GOM_NL__2PRFIN20081017_143119_000000412073_00053_34676_5001.N1	17-OCT-2008 14:31:19	Bright	41.000	22	32Alp Leo	1.3600	15200.	82	34676	No
167	GOM_NL__2PRFIN20081017_143853_000000332073_00053_34676_5002.N1	17-OCT-2008 14:38:53	Dark	33.000	48	30Alp Hya	1.9770	4100.0	66	34676	No
168	GOM_NL__2PRFIN20081017_144822_000000482073_00053_34676_5003.N1	17-OCT-2008 14:48:22	Dark	48.000	65	Lam Vel	2.2040	4400.0	96	34676	No
169	GOM_NL__2PRFIN20081017_145137_000000422073_00054_34677_4999.N1	17-OCT-2008 14:51:37	Dark	42.000	34	Gam2Vel	1.7930	23000.	84	34677	No
170	GOM_NL__2PRFIN20081017_145716_000000482073_00054_34677_5000.N1	17-OCT-2008 14:57:16	Dark	47.500	2	Alp Car	-0.73600	7000.0	95	34677	No
171	GOM_NL__2PRFIN20081017_150446_000000382073_00054_34677_5001.N1	17-OCT-2008 15:04:46	Dark	37.500	143	Alp Hyi	2.8570	7200.0	75	34677	No
172	GOM_NL__2PRFIN20081017_150612_000000392073_00054_34677_5002.N1	17-OCT-2008 15:06:12	Dark	39.000	9	Alp Eri	0.45300	24000.	78	34677	No
173	GOM_NL__2PRFIN20081017_150853_000000422073_00054_34677_5003.N1	17-OCT-2008 15:08:53	Straylight	42.000	157	The1Eri	2.9060	9300.0	84	34677	No
174	GOM_NL__2PRFIN20081017_151746_000000452073_00054_34677_5004.N1	17-OCT-2008 15:17:46	Straylight	44.500	52	16Bet Cet	2.0370	4500.0	89	34677	No
175	GOM_NL__2PRFIN20081017_152721_000000372073_00054_34677_5005.N1	17-OCT-2008 15:27:21	Bright	36.500	140	88Gam Peg	2.8340	26000.	73	34677	No
176	GOM_NL__2PRFIN20081017_153117_000000372073_00054_34677_5006.N1	17-OCT-2008 15:31:17	Bright	36.500	58	21Alp And	2.0730	11000.	73	34677	No
177	GOM_NL__2PRFIN20081017_153340_000000422073_00054_34677_5007.N1	17-OCT-2008 15:33:40	Bright	42.000	53	43Bet And	2.0480	3300.0	84	34677	No
178	GOM_NL__2PRFIN20081017_153915_000000362073_00054_34677_5008.N1	17-OCT-2008 15:39:15	Bright	36.000	68	18Alp Cas	2.2250	4500.0	72	34677	No
179	GOM_NL__2PRFIN20081017_154035_000000382073_00054_34677_5009.N1	17-OCT-2008 15:40:35	Bright	37.500	76	27Gam Cas	2.3000	30000.	75	34677	No
180	GOM_NL__2PRFIN20081017_154820_000000362073_00054_34677_5010.N1	17-OCT-2008 15:48:20	Bright	35.500	49	1Alp UMi	1.9900	6300.0	71	34677	No
181	GOM_NL__2PRFIN20081017_155634_000000382073_00054_34677_5011.N1	17-OCT-2008 15:56:34	Bright	38.000	36	50Alp UMa	1.8000	6300.0	76	34677	No
182	GOM_NL__2PRFIN20081017_155808_000000532073_00054_34677_5012.N1	17-OCT-2008 15:58:08	Bright	53.000	82	48Bet UMa	2.3650	10600.	106	34677	No
183	GOM_NL__2PRFIN20081017_160133_000000362073_00054_34677_5013.N1	17-OCT-2008 16:01:33	Bright	36.000	174	52Psi UMa	3.0040	4400.0	72	34677	No
184	GOM_NL__2PRFIN20081017_160918_000000392073_00054_34677_5014.N1	17-OCT-2008 16:09:18	Bright	39.000	51	41Gam1Leo	2.0100	4500.0	78	34677	No
185	GOM_NL__2PRFIN20081017_161155_000000592073_00054_34677_5015.N1	17-OCT-2008 16:11:55	Bright	59.000	22	32Alp Leo	1.3600	15200.	118	34677	No
186	GOM_NL__2PRFIN20081017_161930_000000332073_00054_34677_5016.N1	17-OCT-2008 16:19:30	Dark	33.000	48	30Alp Hya	1.9770	4100.0	66	34677	No
187	GOM_NL__2PRFIN20081017_162859_000000432073_00054_34677_5017.N1	17-OCT-2008 16:28:59	Dark	42.500	65	Lam Vel	2.2040	4400.0	85	34677	No
188	GOM_NL__2PRFIN20081017_163214_000000442073_00055_34678_5011.N1	17-OCT-2008 16:32:14	Dark	44.000	34	Gam2Vel	1.7930	23000.	88	34678	No
189	GOM_NL__2PRFIN20081017_163753_000000472073_00055_34678_5012.N1	17-OCT-2008 16:37:53	Dark	46.500	2	Alp Car	-0.73600	7000.0	93	34678	No
190	GOM_NL__2PRFIN20081017_164523_000000382073_00055_34678_5013.N1	17-OCT-2008 16:45:23	Dark	37.500	143	Alp Hyi	2.8570	7200.0	75	34678	No
191	GOM_NL__2PRFIN20081017_164649_000000422073_00055_34678_5014.N1	17-OCT-2008 16:46:49	Dark	42.000	9	Alp Eri	0.45300	24000.	84	34678	No
192	GOM_NL__2PRFIN20081017_164930_000000422073_00055_34678_5015.N1	17-OCT-2008 16:49:30	Straylight	42.000	157	The1Eri	2.9060	9300.0	84	34678	No
193	GOM_NL__2PRFIN20081017_165822_000000432073_00055_34678_5016.N1	17-OCT-2008 16:58:22	Straylight	42.500	52	16Bet Cet	2.0370	4500.0	85	34678	No
194	GOM_NL__2PRFIN20081017_170757_000000362073_00055_34678_5017.N1	17-OCT-2008 17:07:57	Bright	36.000	140	88Gam Peg	2.8340	26000.	72	34678	No
195	GOM_NL__2PRFIN20081017_171153_000000352073_00055_34678_5018.N1	17-OCT-2008 17:11:53	Bright	35.000	58	21Alp And	2.0730	11000.	70	34678	No
196	GOM_NL__2PRFIN20081017_171415_000000392073_00055_34678_5019.N1	17-OCT-2008 17:14:15	Bright	39.000	53	43Bet And	2.0480	3300.0	78	34678	No
197	GOM_NL__2PRFIN20081017_171951_000000432073_00055_34678_5020.N1	17-OCT-2008 17:19:51	Bright	43.000	68	18Alp Cas	2.2250	4500.0	86	34678	No
198	GOM_NL__2PRFIN20081017_172111_000000372073_00055_34678_5021.N1	17-OCT-2008 17:21:11	Bright	37.000	76	27Gam Cas	2.3000	30000.	74	34678	No
199	GOM_NL__2PRFIN20081017_172856_000000362073_00055_34678_5022.N1	17-OCT-2008 17:28:56	Bright	36.000	49	1Alp UMi	1.9900	6300.0	72	34678	No
200	GOM_NL__2PRFIN20081017_173710_000000372073_00055_34678_5023.N1	17-OCT-2008 17:37:10	Bright	36.500	36	50Alp UMa	1.8000	6300.0	73	34678	No
201	GOM_NL__2PRFIN20081017_173844_000000362073_00055_34678_5024.N1	17-OCT-2008 17:38:44	Bright	36.000	82	48Bet UMa	2.3650	10600.	72	34678	No
202	GOM_NL__2PRFIN20081017_174209_000000362073_00055_34678_5025.N1	17-OCT-2008 17:42:09	Bright	35.500	174	52Psi UMa	3.0040	4400.0	71	34678	No
203	GOM_NL__2PRFIN20081017_174954_000000392073_00055_34678_5026.N1	17-OCT-2008 17:49:54	Bright	39.000	51	41Gam1Leo	2.0100	4500.0	78	34678	No
204	GOM_NL__2PRFIN20081017_175231_000000392073_00055_34678_5027.N1	17-OCT-2008 17:52:31	Bright	39.000	22	32Alp Leo	1.3600	15200.	78	34678	No
205	GOM_NL__2PRFIN20081017_180007_000000282073_00055_34678_5028.N1	17-OCT-2008 18:00:07	Dark	28.000	48	30Alp Hya	1.9770	4100.0	56	34678	No
206	GOM_NL__2PRFIN20081017_180936_000000502073_00055_34678_5029.N1	17-OCT-2008 18:09:36	Dark	50.000	65	Lam Vel	2.2040	4400.0	100	34678	No
207	GOM_NL__2PRFIN20081017_181251_000000432073_00056_34679_5025.N1	17-OCT-2008 18:12:51	Dark	42.500	34	Gam2Vel	1.7930	23000.	85	34679	No
208	GOM_NL__2PRFIN20081017_195906_000000502073_00057_34680_5048.N1	17-OCT-2008 19:59:06	Dark	50.000	2	Alp Car	-0.73600	7000.0	100	34680	No
209	GOM_NL__2PRFIN20081017_200635_000000382073_00057_34680_5049.N1	17-OCT-2008 20:06:35	Dark	37.500	143	Alp Hyi	2.8570	7200.0	75	34680	No
210	GOM_NL__2PRFIN20081017_200801_000000482073_00057_34680_5050.N1	17-OCT-2008 20:08:01	Dark	47.500	9	Alp Eri	0.45300	24000.	95	34680	No
211	GOM_NL__2PRFIN20081017_201043_000000462073_00057_34680_5051.N1	17-OCT-2008 20:10:43	Straylight	46.000	157	The1Eri	2.9060	9300.0	92	34680	No
212	GOM_NL__2PRFIN20081017_201934_000000422073_00057_34680_5052.N1	17-OCT-2008 20:19:34	Straylight	41.500	52	16Bet Cet	2.0370	4500.0	83	34680	No
213	GOM_NL__2PRFIN20081017_202909_000000362073_00057_34680_5053.N1	17-OCT-2008 20:29:09	Bright	35.500	140	88Gam Peg	2.8340	26000.	71	34680	No
214	GOM_NL__2PRFIN20081017_203305_000000362073_00057_34680_5054.N1	17-OCT-2008 20:33:05	Bright	36.000	58	21Alp And	2.0730	11000.	72	34680	No
215	GOM_NL__2PRFIN20081017_203527_000000392073_00057_34680_5055.N1	17-OCT-2008 20:35:27	Bright	39.000	53	43Bet And	2.0480	3300.0	78	34680	No
216	GOM_NL__2PRFIN20081017_204102_000000382073_00057_34680_5056.N1	17-OCT-2008 20:41:02	Bright	37.500	68	18Alp Cas	2.2250	4500.0	75	34680	No
217	GOM_NL__2PRFIN20081017_204223_000000372073_00057_34680_5057.N1	17-OCT-2008 20:42:23	Bright	36.500	76	27Gam Cas	2.3000	30000.	73	34680	No
218	GOM_NL__2PRFIN20081017_205007_000000362073_00057_34680_5058.N1	17-OCT-2008 20:50:07	Bright	36.000	49	1Alp UMi	1.9900	6300.0	72	34680	No
219	GOM_NL__2PRFIN20081017_205822_000000392073_00057_34680_5059.N1	17-OCT-2008 20:58:22	Bright	38.500	36	50Alp UMa	1.8000	6300.0	77	34680	No

220	GOM_NL__2PRFIN20081017_205956_000000432073_00057_34680_5060.N1	17-OCT-2008 20:59:56	Bright	42.500	82	48Bet UMa	2.3650	10600.	85	34680	No
221	GOM_NL__2PRFIN20081017_210321_000000352073_00057_34680_5061.N1	17-OCT-2008 21:03:21	Bright	35.000	174	52Psi UMa	3.0040	4400.0	70	34680	No
222	GOM_NL__2PRFIN20081017_211107_000000462073_00057_34680_5062.N1	17-OCT-2008 21:11:07	Bright	45.500	51	41Gam1Leo	2.0100	4500.0	91	34680	No
223	GOM_NL__2PRFIN20081017_211344_000000592073_00057_34680_5063.N1	17-OCT-2008 21:13:44	Bright	58.500	22	32Alp Leo	1.3600	15200.	117	34680	No
224	GOM_NL__2PRFIN20081017_213049_000000492073_00057_34680_5064.N1	17-OCT-2008 21:30:49	Dark	48.500	65	Lam Vel	2.2040	4400.0	97	34680	No
225	GOM_NL__2PRFIN20081017_213404_000000502073_00058_34681_5065.N1	17-OCT-2008 21:34:04	Dark	50.000	34	Gam2Vel	1.7930	23000.	100	34681	No
226	GOM_NL__2PRFIN20081017_213943_000000472073_00058_34681_5066.N1	17-OCT-2008 21:39:43	Dark	46.500	2	Alp Car	-0.73600	7000.0	93	34681	No
227	GOM_NL__2PRFIN20081017_214711_000000382073_00058_34681_5067.N1	17-OCT-2008 21:47:11	Dark	37.500	143	Alp Hyi	2.8570	7200.0	75	34681	No
228	GOM_NL__2PRFIN20081017_214837_000000492073_00058_34681_5068.N1	17-OCT-2008 21:48:37	Dark	49.000	9	Alp Eri	0.45300	24000.	98	34681	No
229	GOM_NL__2PRFIN20081017_215119_000000432073_00058_34681_5069.N1	17-OCT-2008 21:51:19	Straylight	42.500	157	The1Eri	2.9060	9300.0	85	34681	No
230	GOM_NL__2PRFIN20081017_220010_000000412073_00058_34681_5070.N1	17-OCT-2008 22:00:10	Straylight	40.500	52	16Bet Cet	2.0370	4500.0	81	34681	No
231	GOM_NL__2PRFIN20081017_220945_000000362073_00058_34681_5071.N1	17-OCT-2008 22:09:45	Bright	36.000	140	88Gam Peg	2.8340	26000.	72	34681	No
232	GOM_NL__2PRFIN20081017_221341_000000362073_00058_34681_5072.N1	17-OCT-2008 22:13:41	Bright	36.000	58	21Alp And	2.0730	11000.	72	34681	No
233	GOM_NL__2PRFIN20081017_221602_000000422073_00058_34681_5073.N1	17-OCT-2008 22:16:02	Bright	41.500	53	43Bet And	2.0480	3300.0	83	34681	No
234	GOM_NL__2PRFIN20081017_222138_000000372073_00058_34681_5074.N1	17-OCT-2008 22:21:38	Bright	37.000	68	18Alp Cas	2.2250	4500.0	74	34681	No
235	GOM_NL__2PRFIN20081017_222258_000000372073_00058_34681_5075.N1	17-OCT-2008 22:22:58	Bright	37.000	76	27Gam Cas	2.3000	30000.	74	34681	No
236	GOM_NL__2PRFIN20081017_223043_000000362073_00058_34681_5076.N1	17-OCT-2008 22:30:43	Bright	35.500	49	1Alp UMi	1.9900	6300.0	71	34681	No
237	GOM_NL__2PRFIN20081017_223858_000000372073_00058_34681_5077.N1	17-OCT-2008 22:38:58	Bright	37.000	36	50Alp UMa	1.8000	6300.0	74	34681	No
238	GOM_NL__2PRFIN20081017_224032_000000362073_00058_34681_5078.N1	17-OCT-2008 22:40:32	Bright	35.500	82	48Bet UMa	2.3650	10600.	71	34681	No
239	GOM_NL__2PRFIN20081017_224357_000000342073_00058_34681_5079.N1	17-OCT-2008 22:43:57	Bright	34.000	174	52Psi UMa	3.0040	4400.0	68	34681	No
240	GOM_NL__2PRFIN20081017_225143_000000382073_00058_34681_5080.N1	17-OCT-2008 22:51:43	Bright	38.000	51	41Gam1Leo	2.0100	4500.0	76	34681	No
241	GOM_NL__2PRFIN20081017_225420_000000472073_00058_34681_5081.N1	17-OCT-2008 22:54:20	Bright	47.000	22	32Alp Leo	1.3600	15200.	94	34681	No
242	GOM_NL__2PRFIN20081017_231125_000000452073_00058_34681_5082.N1	17-OCT-2008 23:11:25	Dark	45.000	65	Lam Vel	2.2040	4400.0	90	34681	No
243	GOM_NL__2PRFIN20081017_231441_000000462073_00059_34682_5080.N1	17-OCT-2008 23:14:41	Dark	45.500	34	Gam2Vel	1.7930	23000.	91	34682	No
244	GOM_NL__2PRFIN20081017_232020_000000472073_00059_34682_5081.N1	17-OCT-2008 23:20:20	Dark	47.000	2	Alp Car	-0.73600	7000.0	94	34682	No
245	GOM_NL__2PRFIN20081017_232747_000000392073_00059_34682_5082.N1	17-OCT-2008 23:27:47	Dark	38.500	143	Alp Hyi	2.8570	7200.0	77	34682	No
246	GOM_NL__2PRFIN20081017_232913_000000482073_00059_34682_5083.N1	17-OCT-2008 23:29:13	Dark	48.000	9	Alp Eri	0.45300	24000.	96	34682	No
247	GOM_NL__2PRFIN20081017_233155_000000452073_00059_34682_5084.N1	17-OCT-2008 23:31:55	Straylight	45.000	157	The1Eri	2.9060	9300.0	90	34682	No
248	GOM_NL__2PRFIN20081017_234046_000000432073_00059_34682_5085.N1	17-OCT-2008 23:40:46	Straylight	42.500	52	16Bet Cet	2.0370	4500.0	85	34682	No
249	GOM_NL__2PRFIN20081017_235021_000000362073_00059_34682_5086.N1	17-OCT-2008 23:50:21	Bright	36.000	140	88Gam Peg	2.8340	26000.	72	34682	No
250	GOM_NL__2PRFIN20081017_235417_000000362073_00059_34682_5087.N1	17-OCT-2008 23:54:17	Bright	35.500	58	21Alp And	2.0730	11000.	71	34682	No
251	GOM_NL__2PRFIN20081017_235638_000000422073_00059_34682_5088.N1	17-OCT-2008 23:56:38	Bright	41.500	53	43Bet And	2.0480	3300.0	83	34682	No

3. Quality information per product

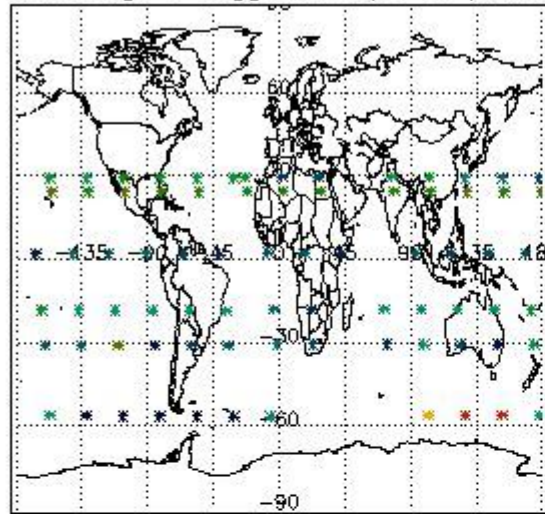
In this section it is plotted some information contained in the Quality Summary data set of the level 2 products. Only products in dark limb conditions and without errors (error flag in the MPH set to "0") are used.

3.1 Plot quality information per product (time dependant)

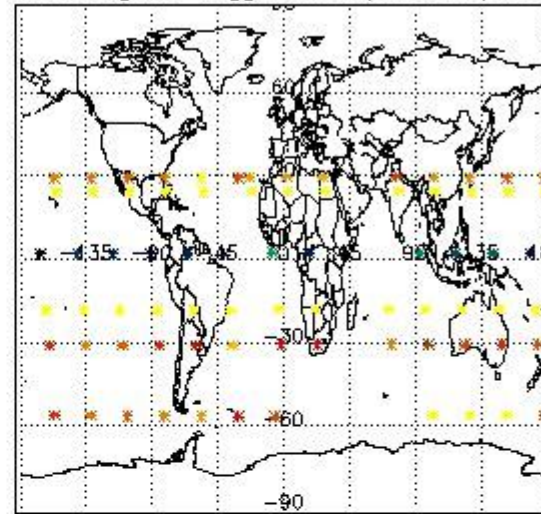


3.2 Plot quality information per product (world map)

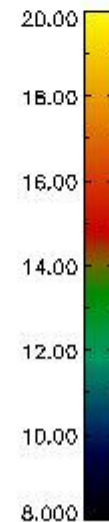
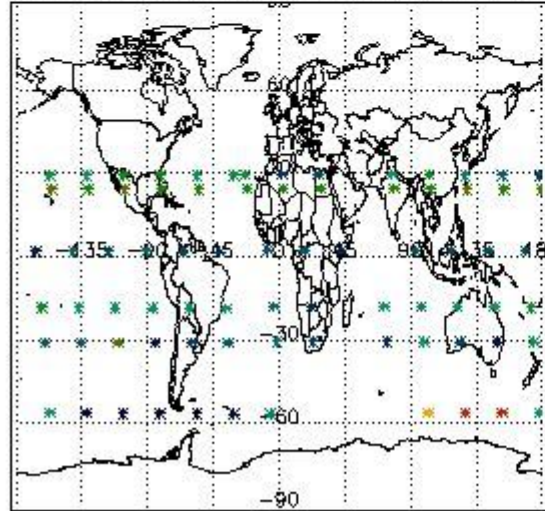
Percentage of flagged data per O3 profile



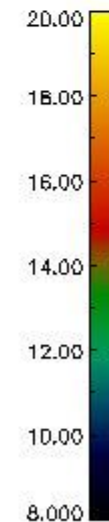
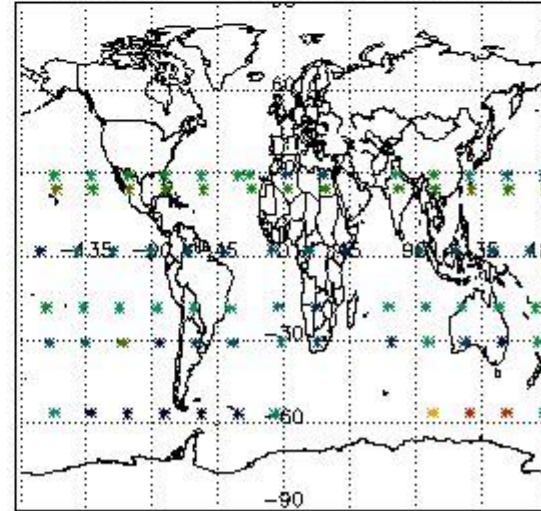
Percentage of flagged data per H2O profile



Percentage of flagged data per NO2 profile



Percentage of flagged data per NO3 profile

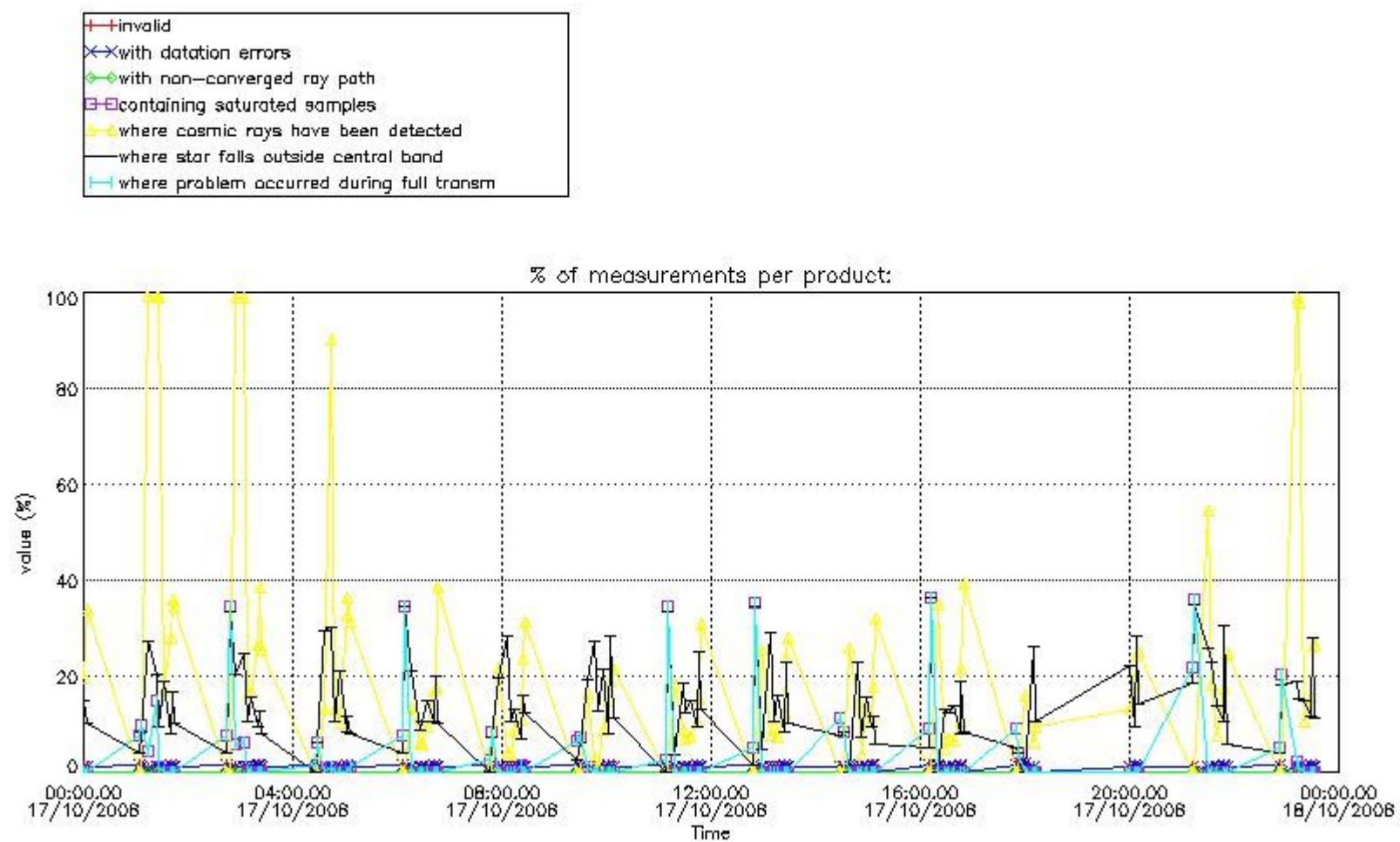


4. Level 1 quality information per product

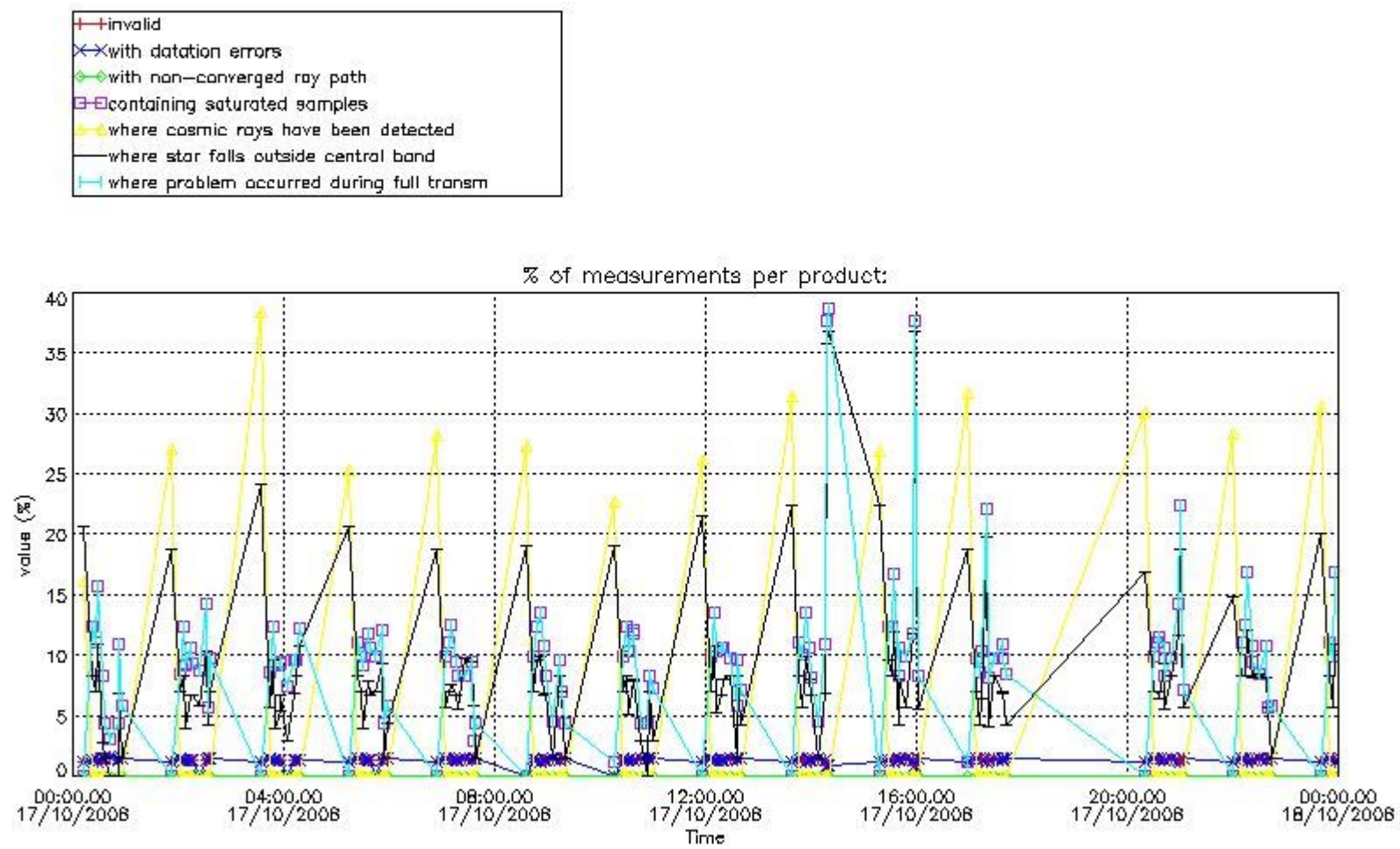
In this section it is plotted some information contained in the Quality Summary data set of the level 2 products that comes from the level 1b processing. Products without errors (error flag in the MPH set to "0") are used.

4.1 Plot quality information per product (time dependant) coming from level 1b processing

4.1.1 Plot level 1 quality information per product (time dependant): ENVISAT ASCENDING passes



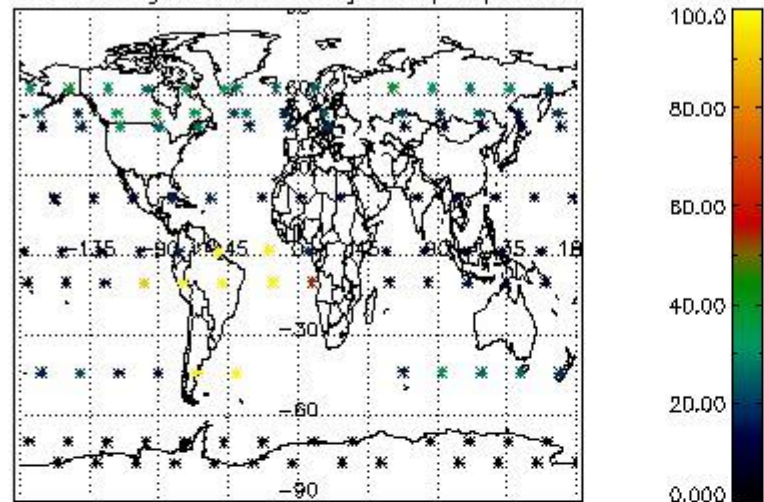
4.1.2 Plot level 1 quality information per product (time dependant): ENVI SAT DESCENDING passes



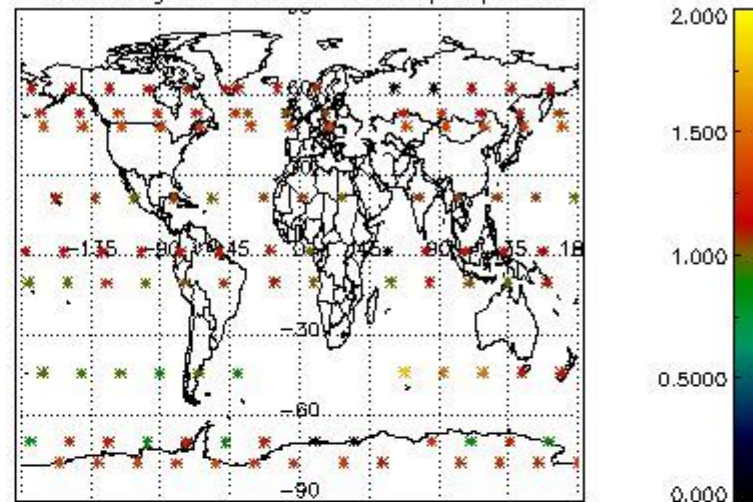
4.2 Plot quality information per product coming from level 1b processing (world map)

4.2.1 Plot level 1 quality information per product (world map): ENVISAT ASCENDING passes

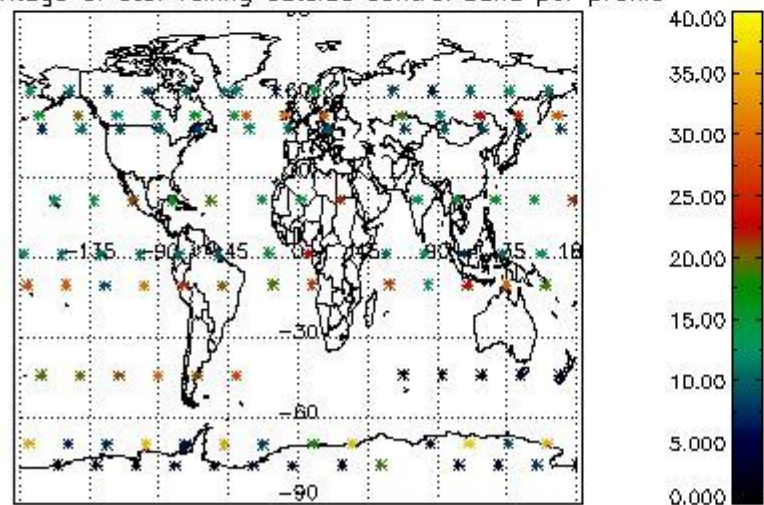
Percentage of cosmic ray hits per profile



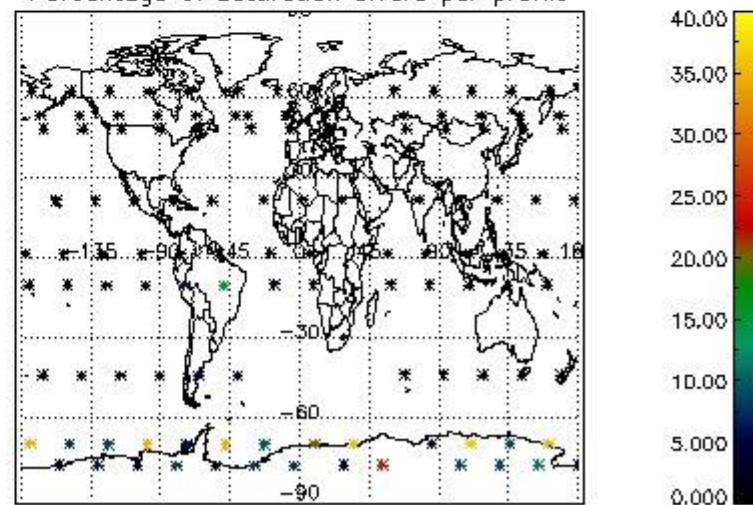
Percentage of datation errors per profile



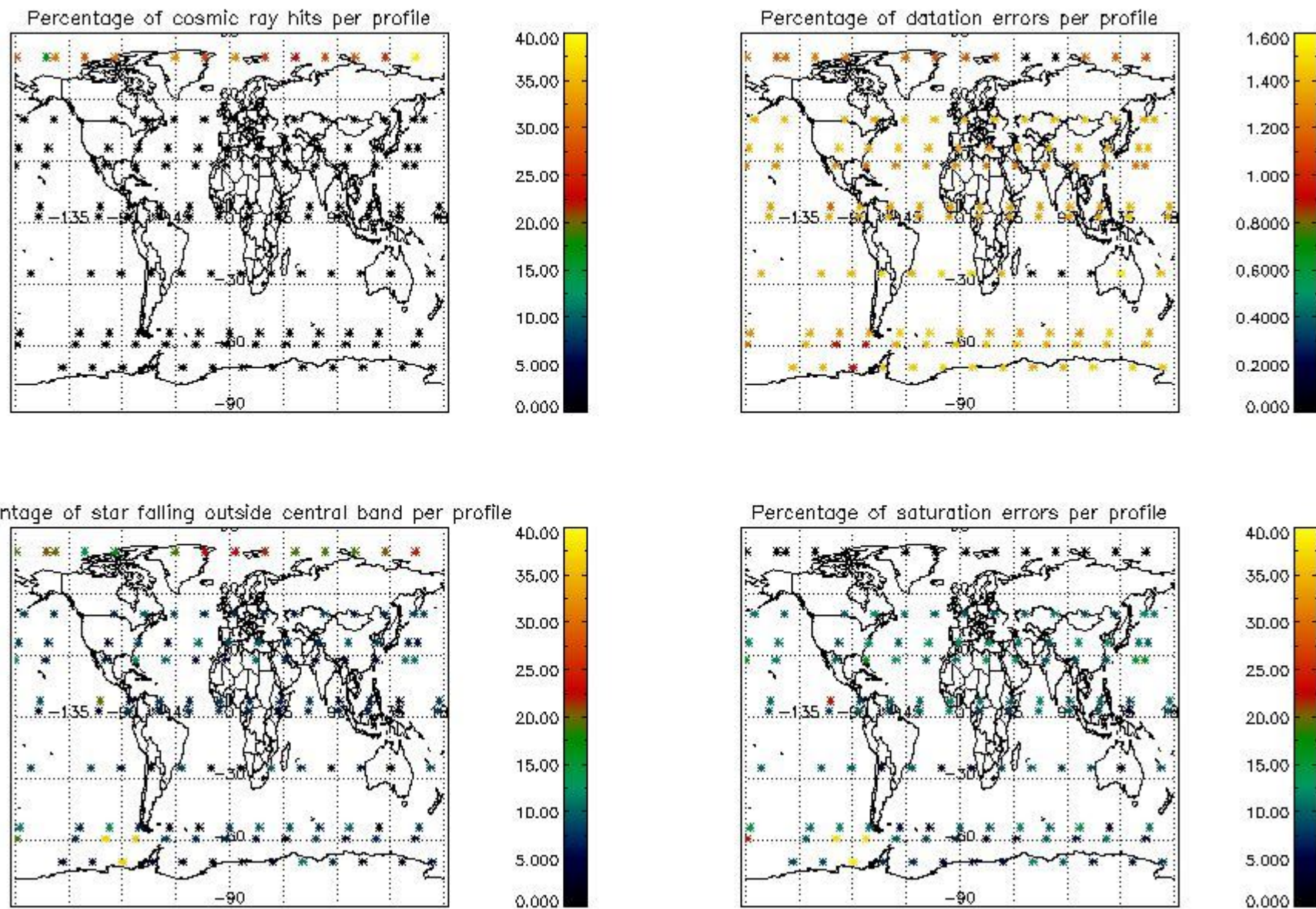
Percentage of star falling outside central band per profile



Percentage of saturation errors per profile



4.2.2 Plot level 1 quality information per product (world map): ENVISAT DESCENDING passes



5. Trace gas profiles

5.1 Ozone statistics based on quality of products

The final quality of the products can be "measured" using the STD (Standard Deviation) attached to every point profile. This information is written to the parameter GOM_NL__2P/NL_LOCAL_SPECIES_DENSITY/o3_std of the level 2 products. The table below shows the statistics for given STD ranges.

The statistics are given with respect to the overall valid production:

- Products without fatal errors: GOM_NL__2P/MPH/PRODUCT_ERR=0
- Valid point profile: GOM_NL__2P/NL_LOCAL_SPECIES_DENSITY/pcd(0)=0

The 'Criteria' is applied to valid points of dark limb products:

- Products in dark limb illumination condition: GOM_NL__2P/NL_SUMMARY_QUALITY/obs_ill_cond=0
- Products without fatal errors: GOM_NL__2P/MPH/PRODUCT_ERR=0
- Valid point profile: GOM_NL__2P/NL_LOCAL_SPECIES_DENSITY/pcd(0)=0

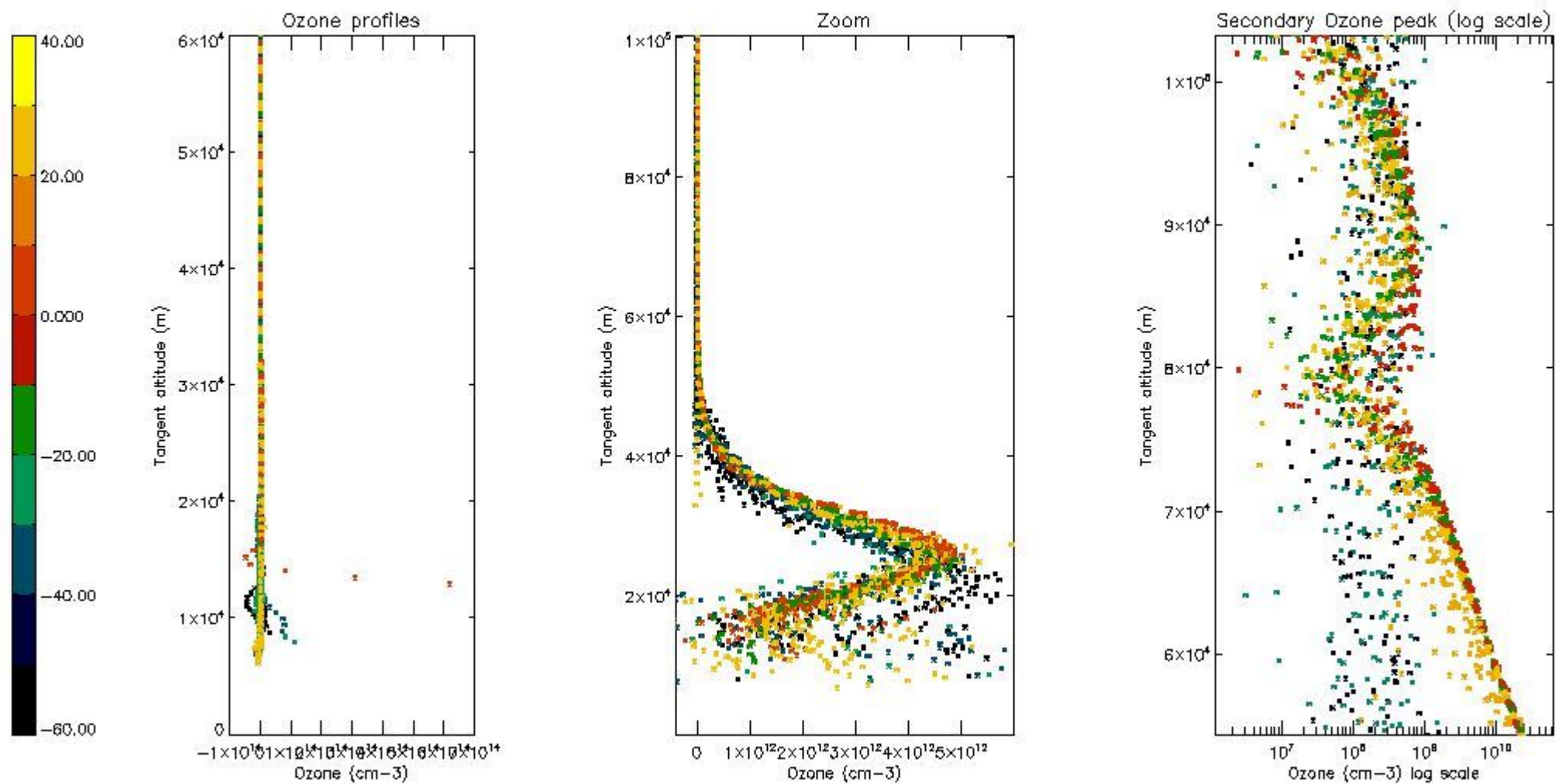
So, the table below shows the percentage of dark limb and valid observations for each criteria with respect to the overall valid daily observations.

Criteria	% of total production
All STD	35
STD < 20	19

STD < 10	14
STD < 5	10

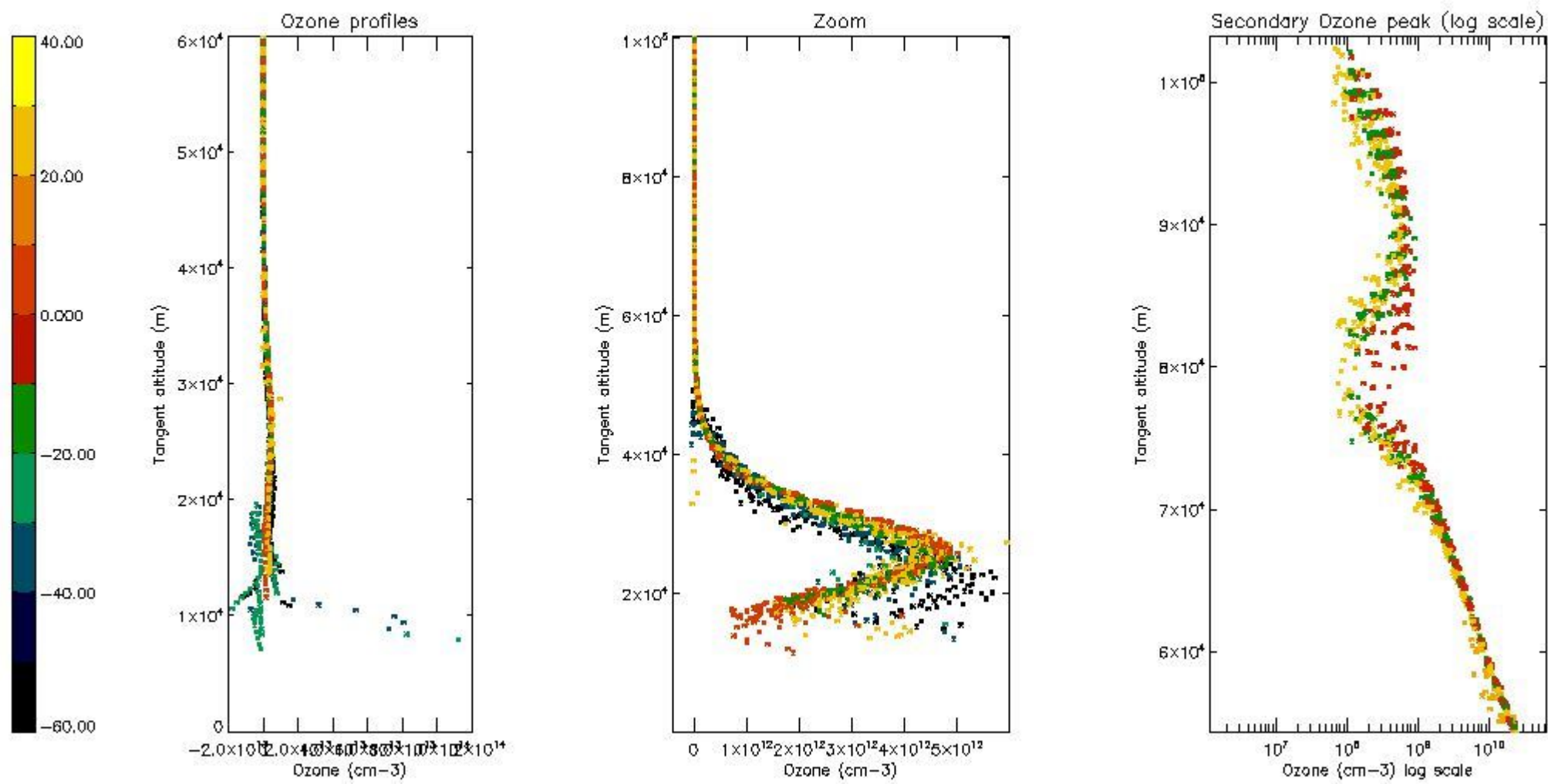
5.2 Plot ozone profiles for all STD (dark without errors)

The colorbar represents the latitude.



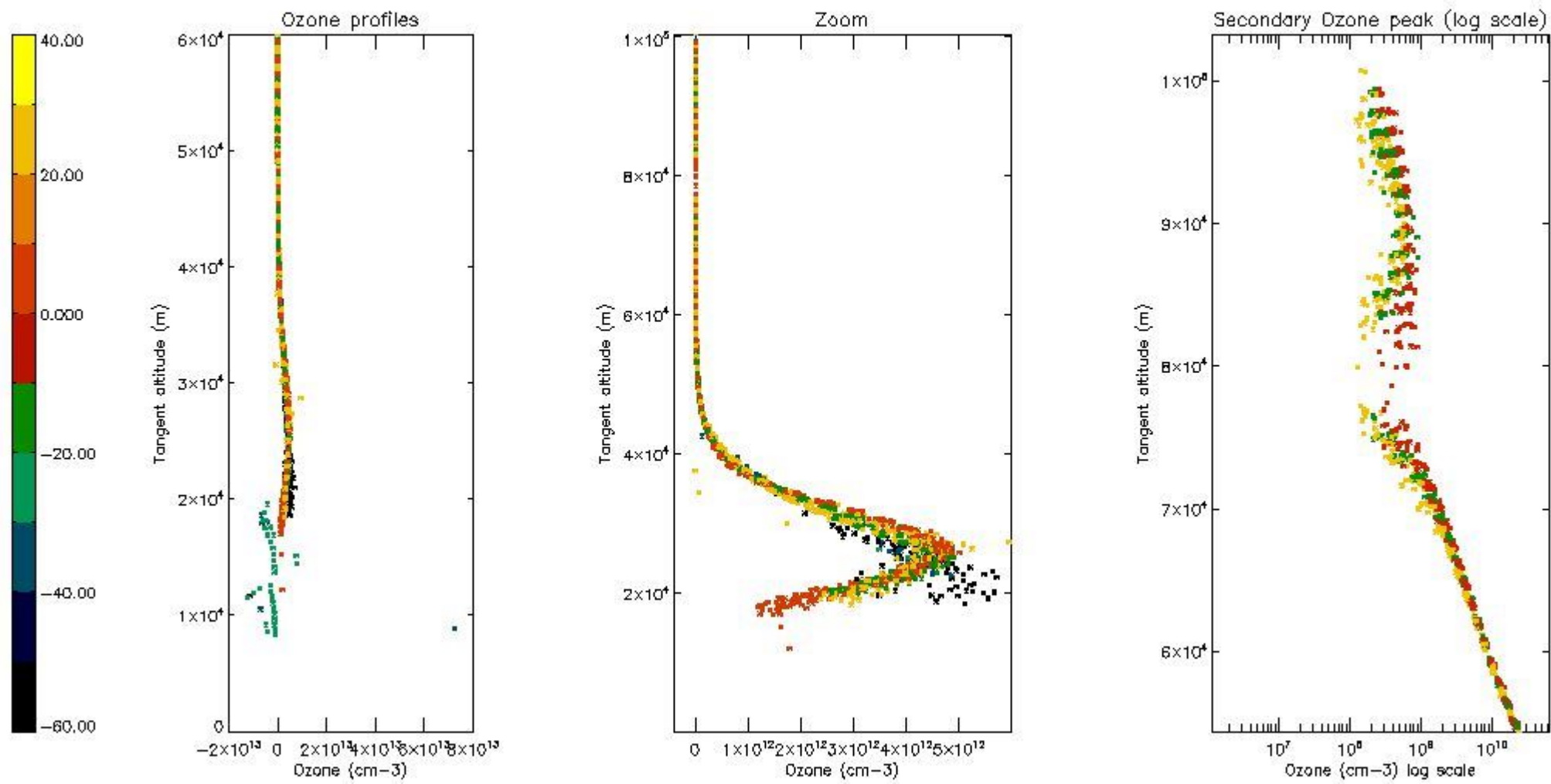
5.3 Plot ozone profiles where STD < 20% (dark without errors)

The colorbar represents the latitude.



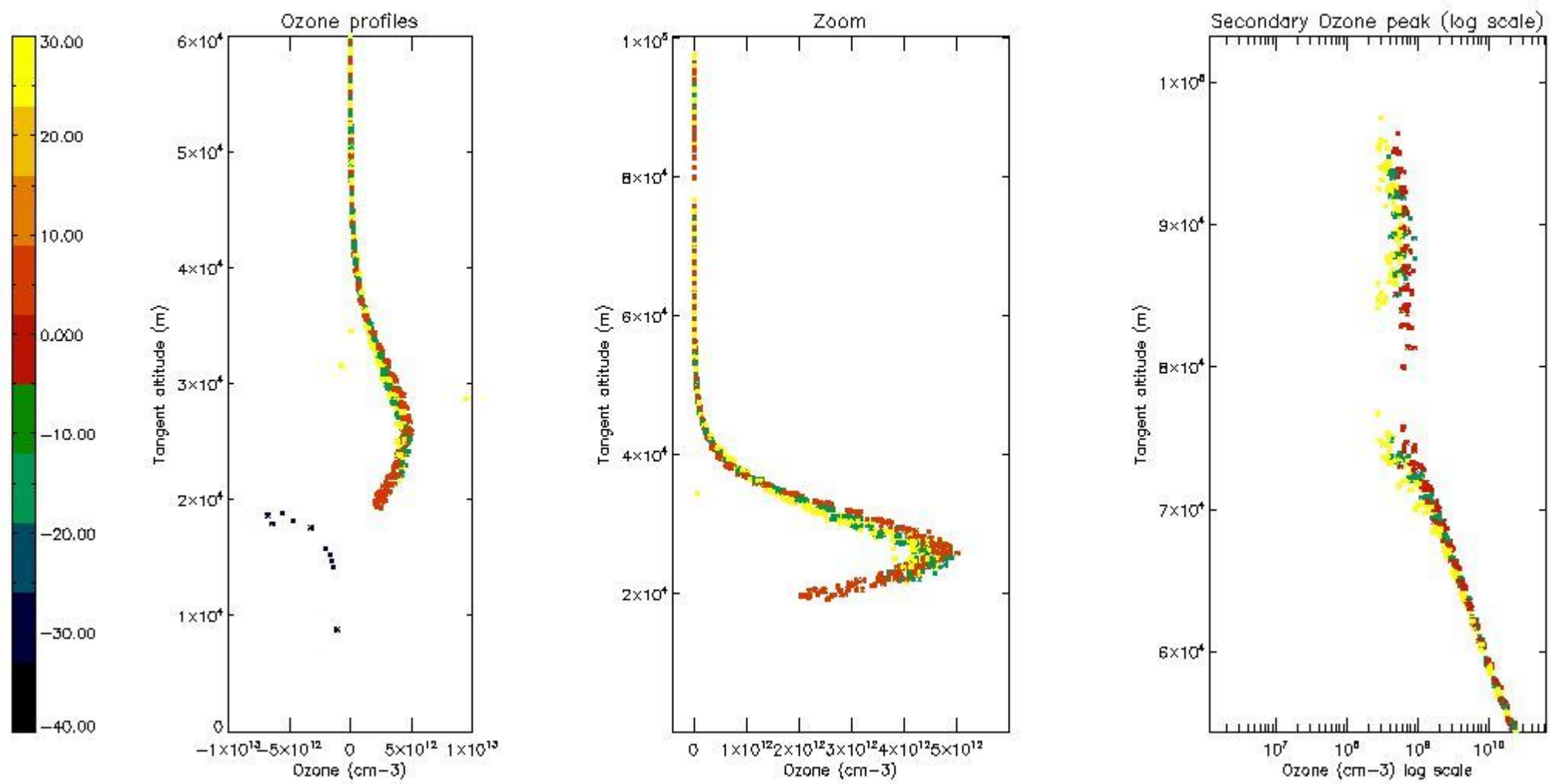
5.4 Plot ozone profiles where STD < 10% (dark without errors)

The colorbar represents the latitude.



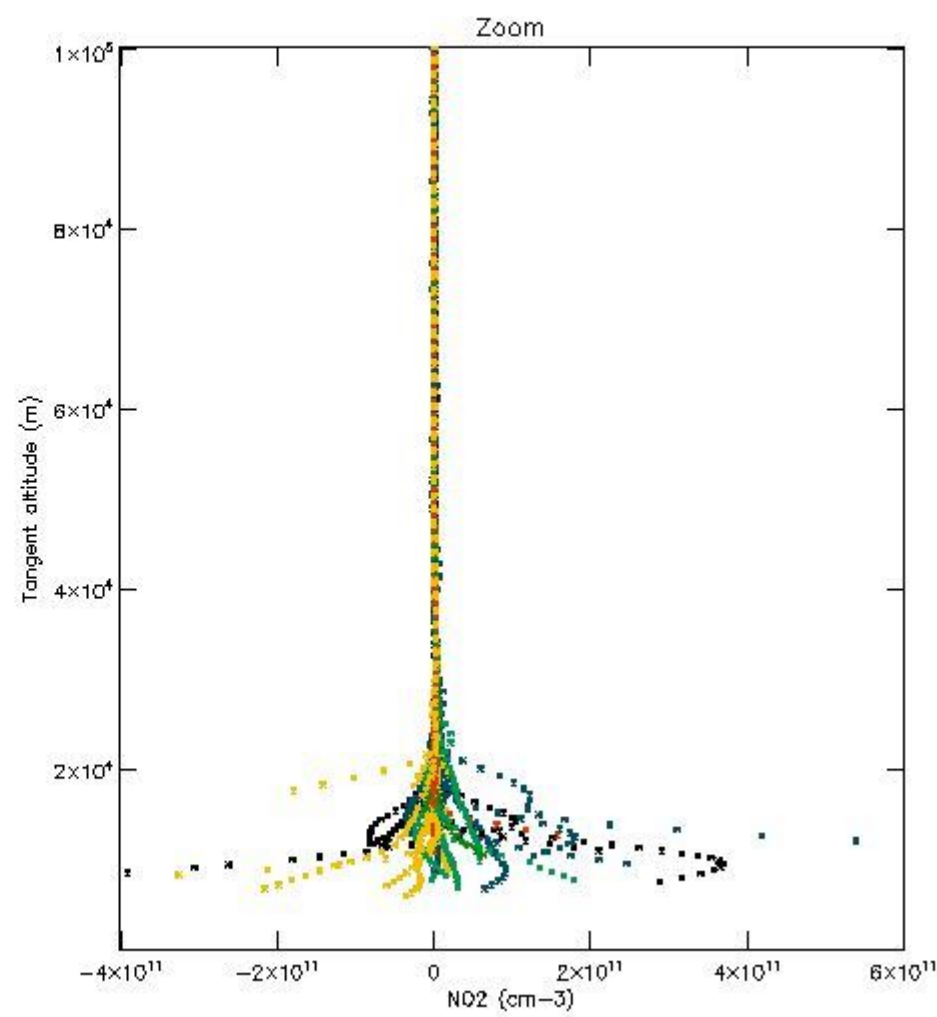
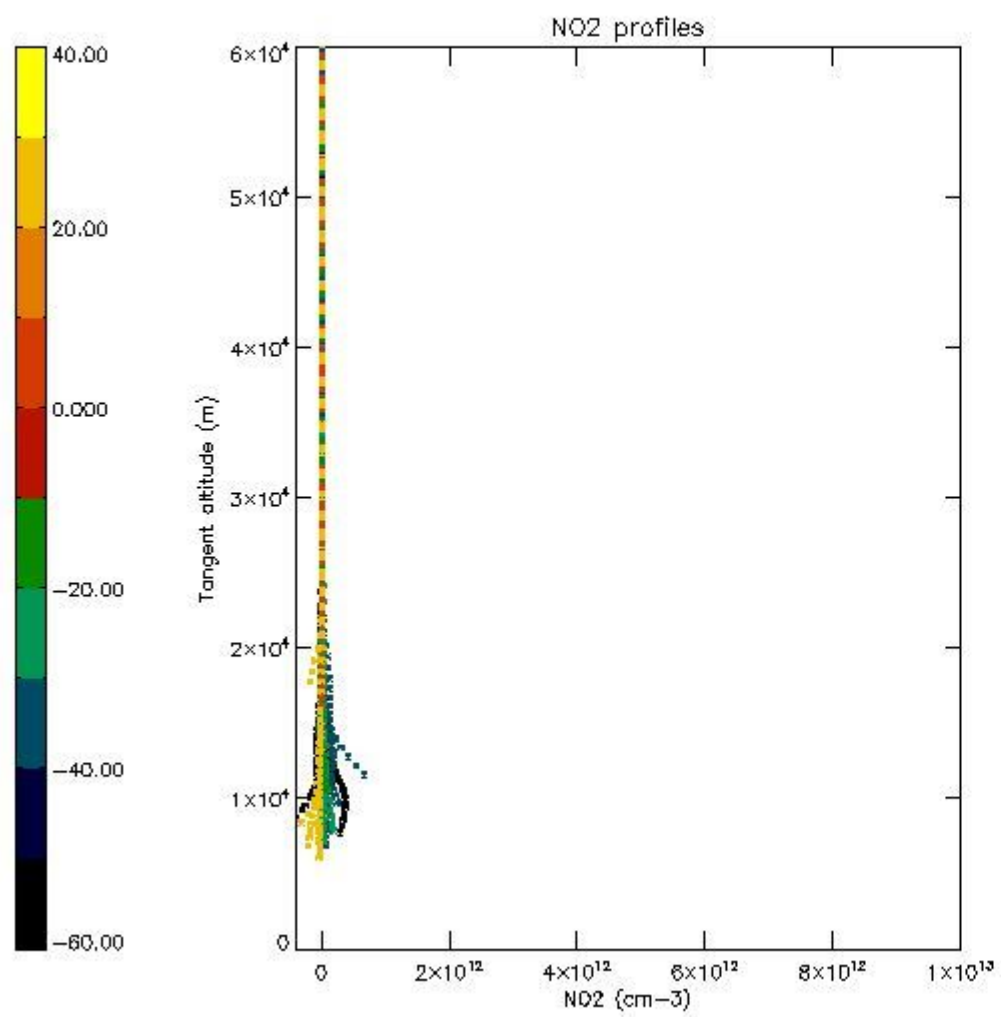
5.5 Plot ozone profiles where $STD < 5\%$ (dark without errors)

The colorbar represents the latitude.



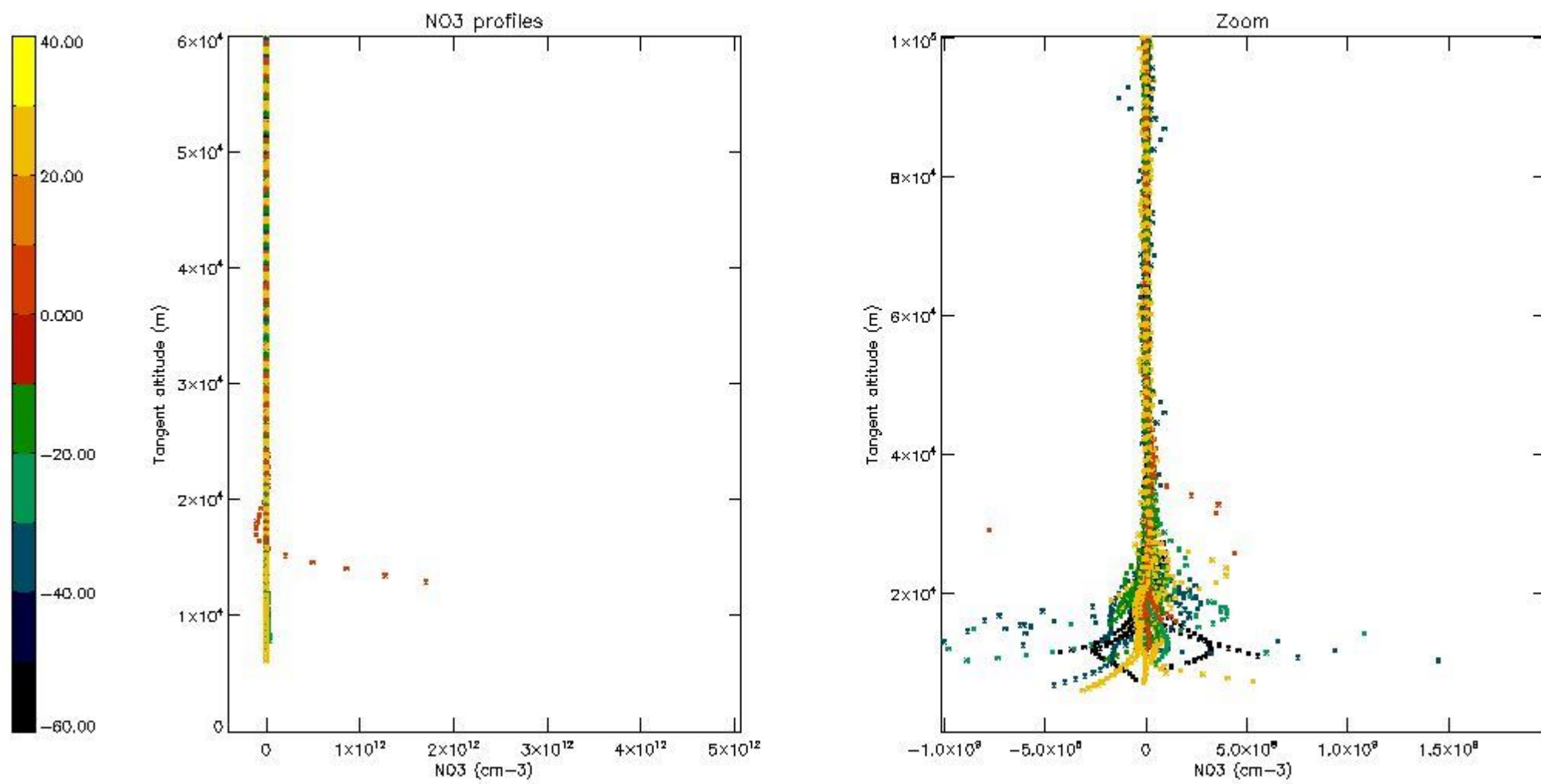
5.6 Plot NO₂ profiles for all STD (dark without errors)

The colorbar represents the latitude.



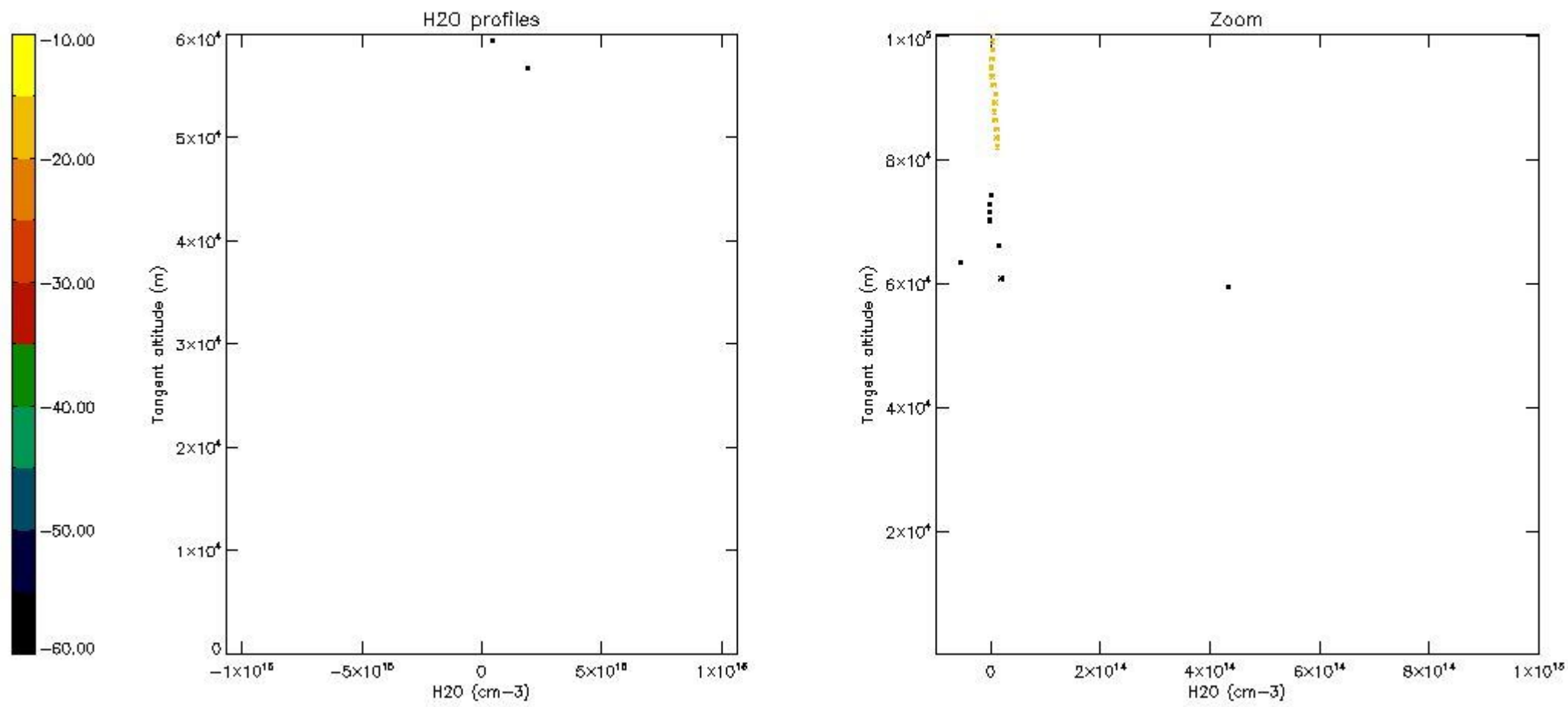
5.7 Plot NO3 profiles for all STD (dark without errors)

The colorbar represents the latitude.



5.8 Plot H2O profiles for all STD (only for occultations of stars 1,2,3,4,13,14,16,26,63 dark without errors)

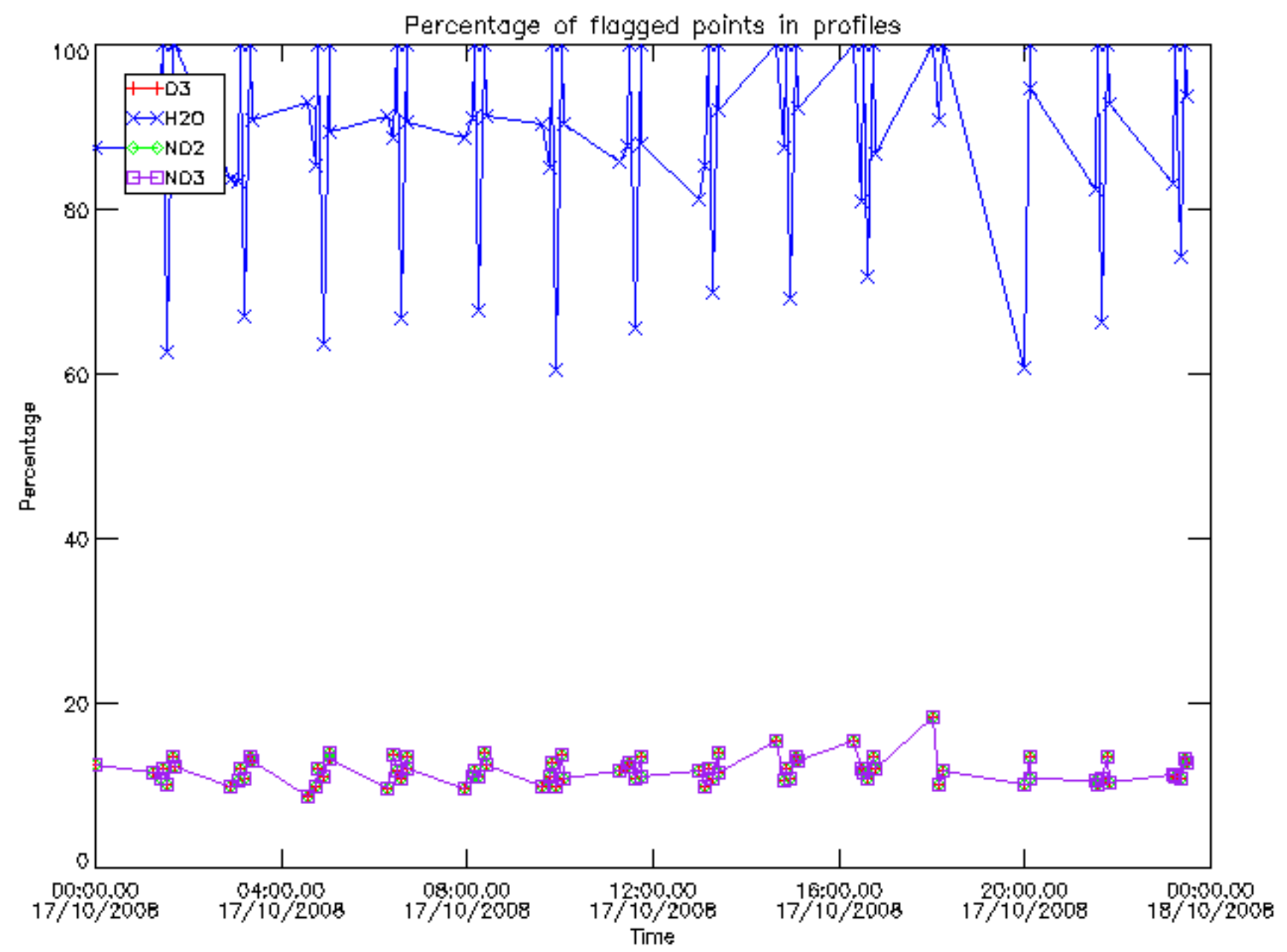
The colorbar represents the latitude.



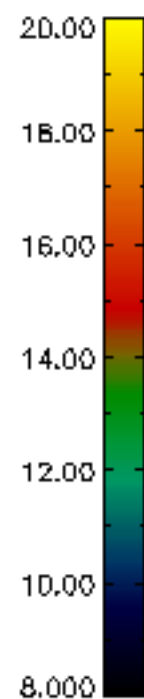
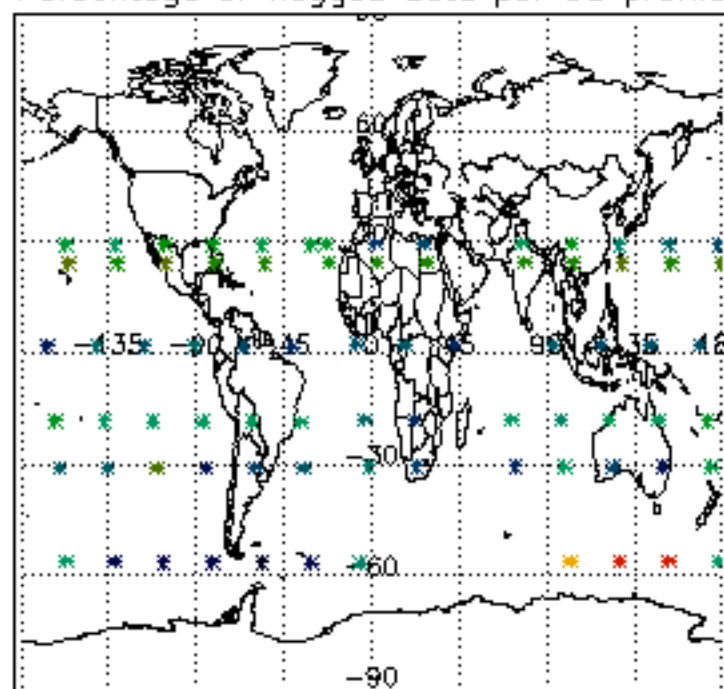
6. Auxiliary Data Files used for the production reported in section 2

The number reported in the third column indicates since which file (see list in section 2) the corresponding auxiliary file has been used. The fourth column is the date of those product files.

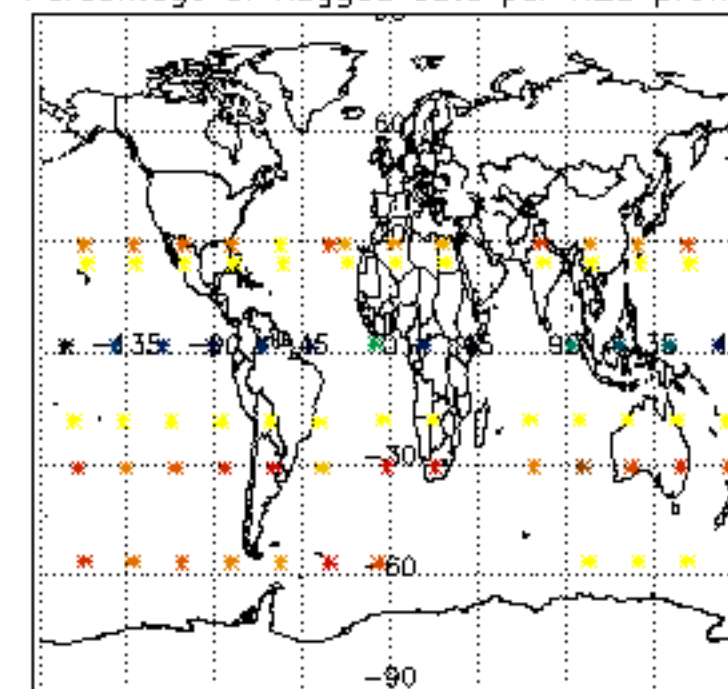
Type	Auxiliary Filename	Used since product	Used since product date
INST_PHYS_CHARACTERISTICS	GOM_INS_AXVIEC20091111_143220_20030716_120000_20500101_000000	1	17-OCT-2008 00:00:47
LEVEL-2_PROC_CONFIG	GOM_PR2_AXVIEC20091111_152718_20020301_000000_20500101_000000	1	17-OCT-2008 00:00:47
CROSS_SECTIONS_FILE	GOM_CRS_AXVIEC20091111_154832_20020301_000000_20500101_000000	1	17-OCT-2008 00:00:47



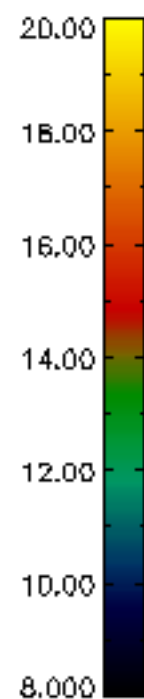
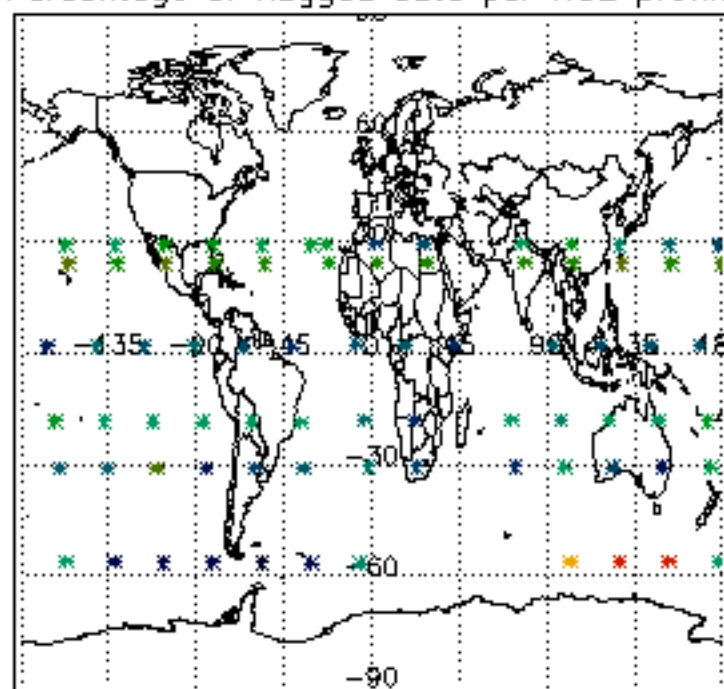
Percentage of flagged data per D3 profile



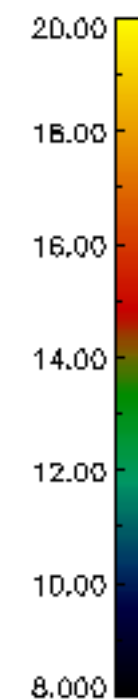
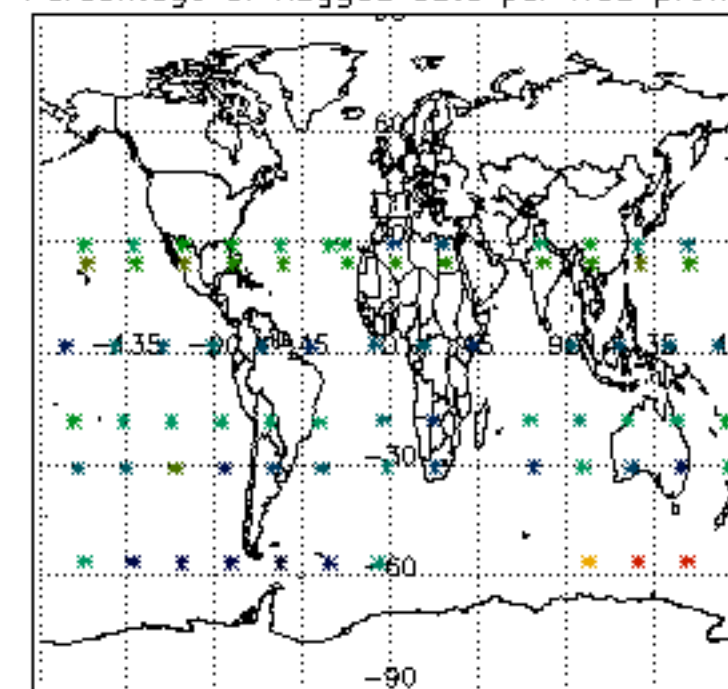
Percentage of flagged data per H2O profile

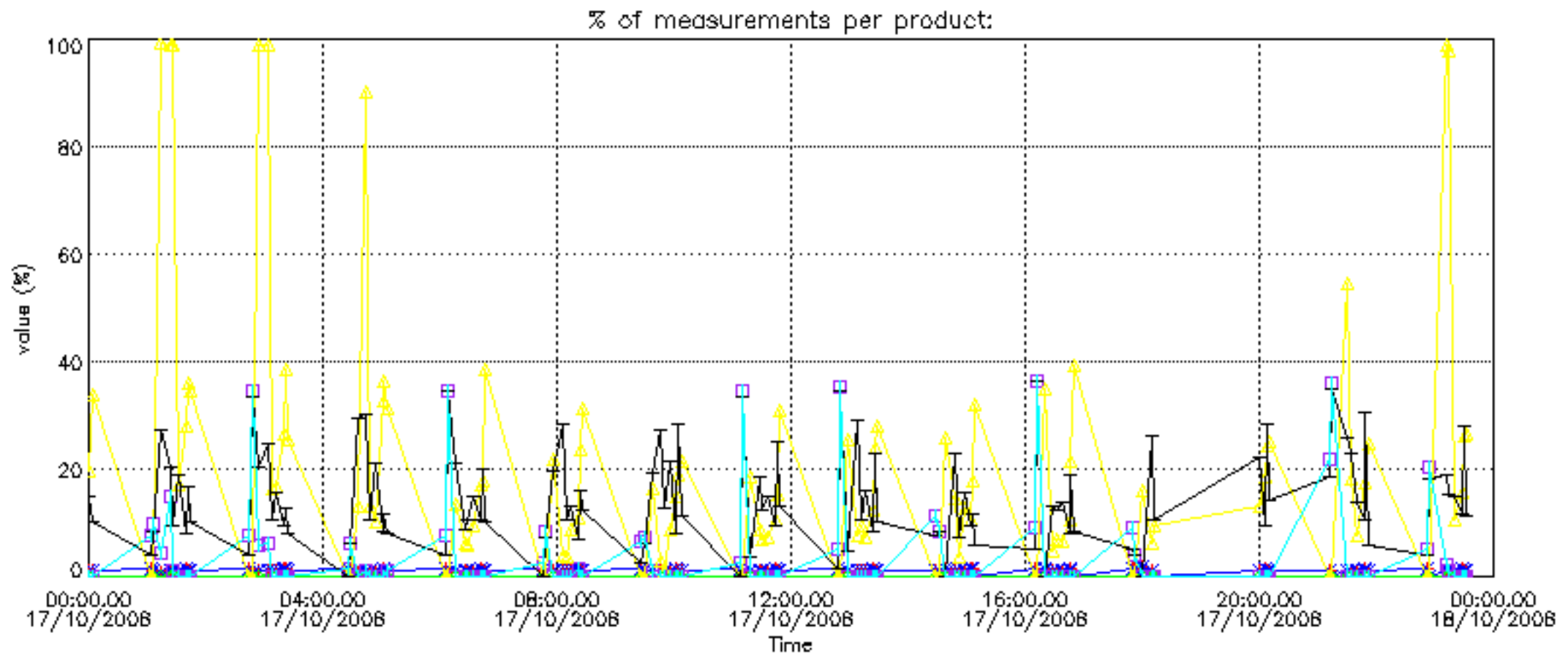


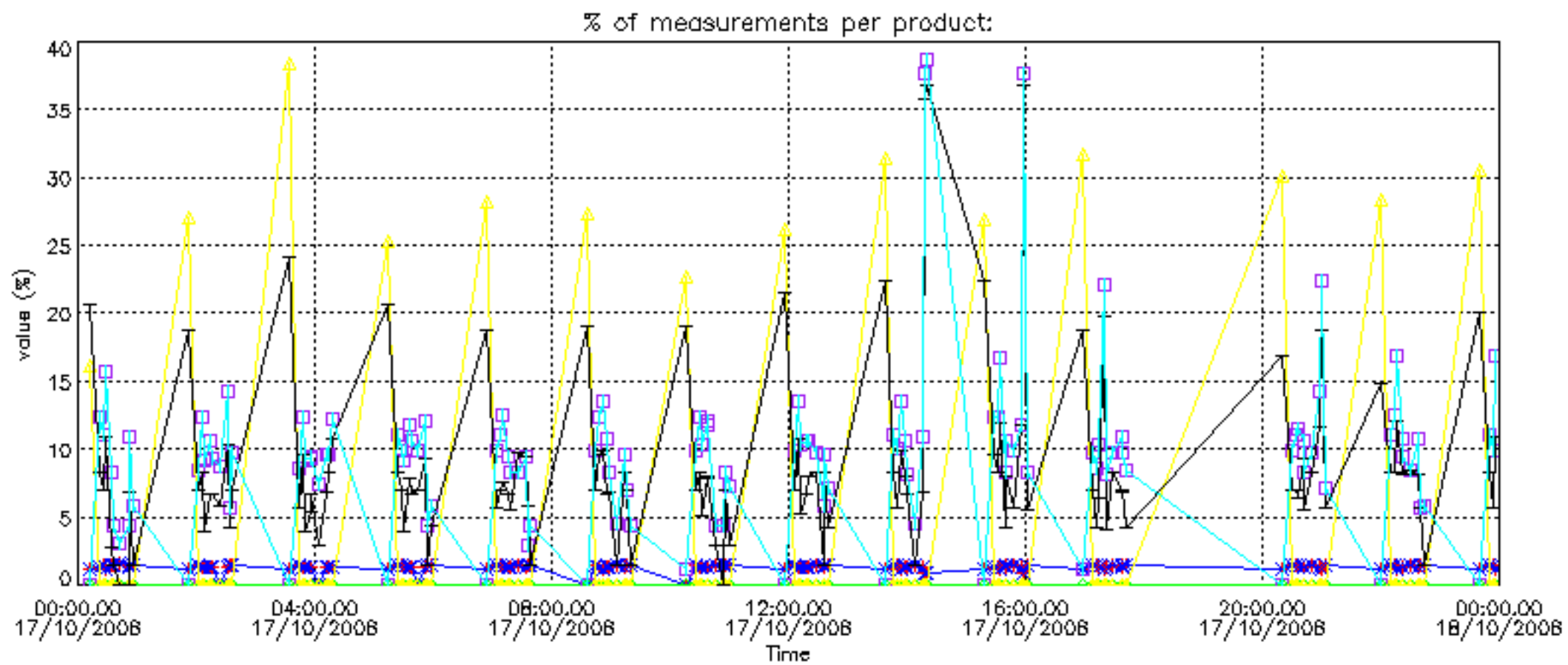
Percentage of flagged data per NO2 profile



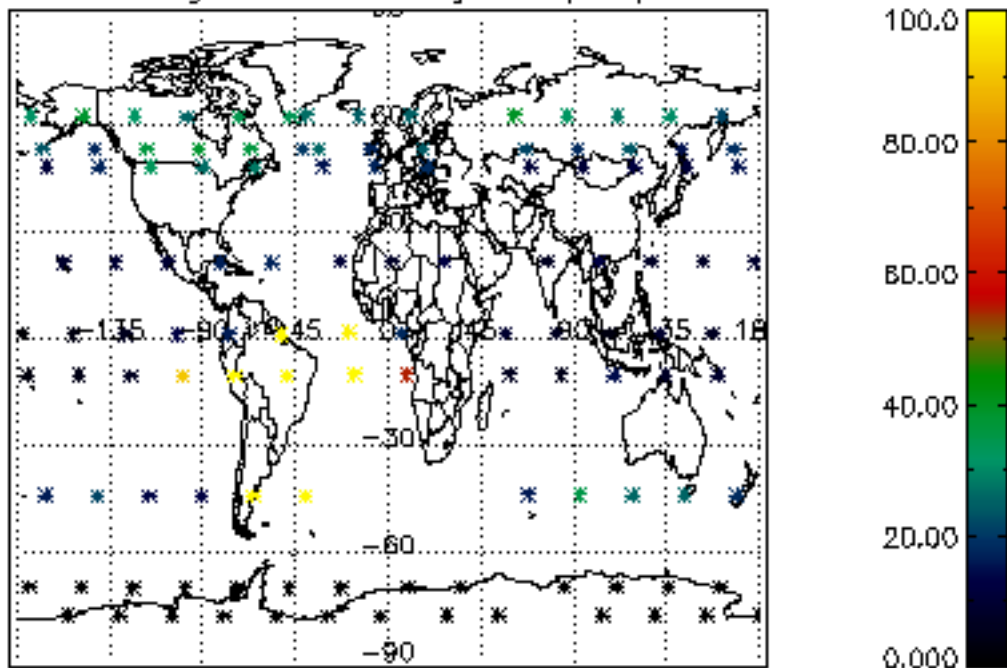
Percentage of flagged data per NO3 profile



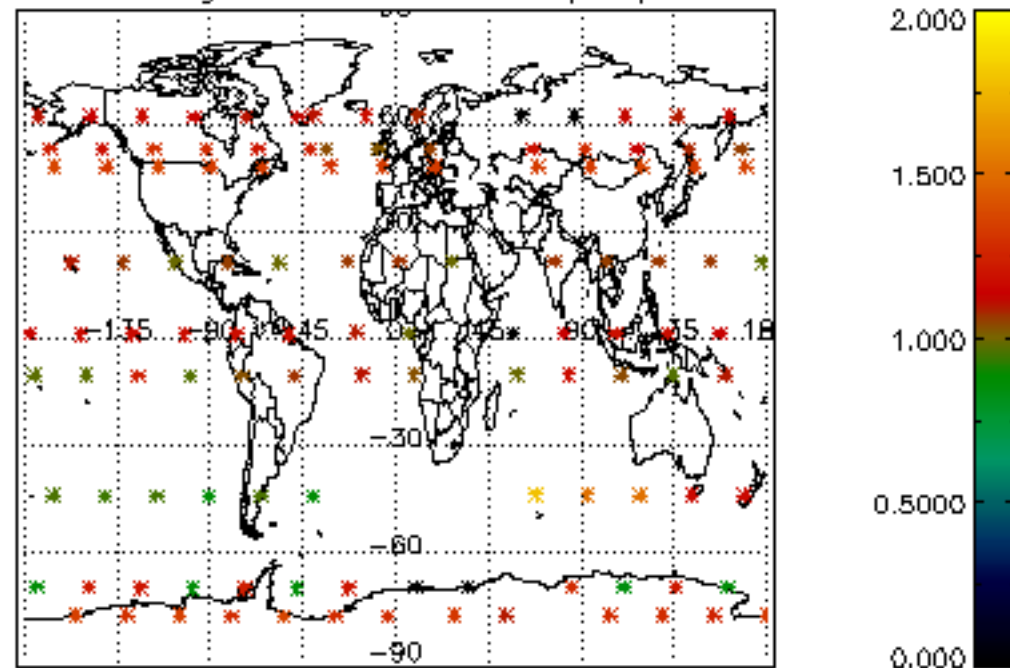




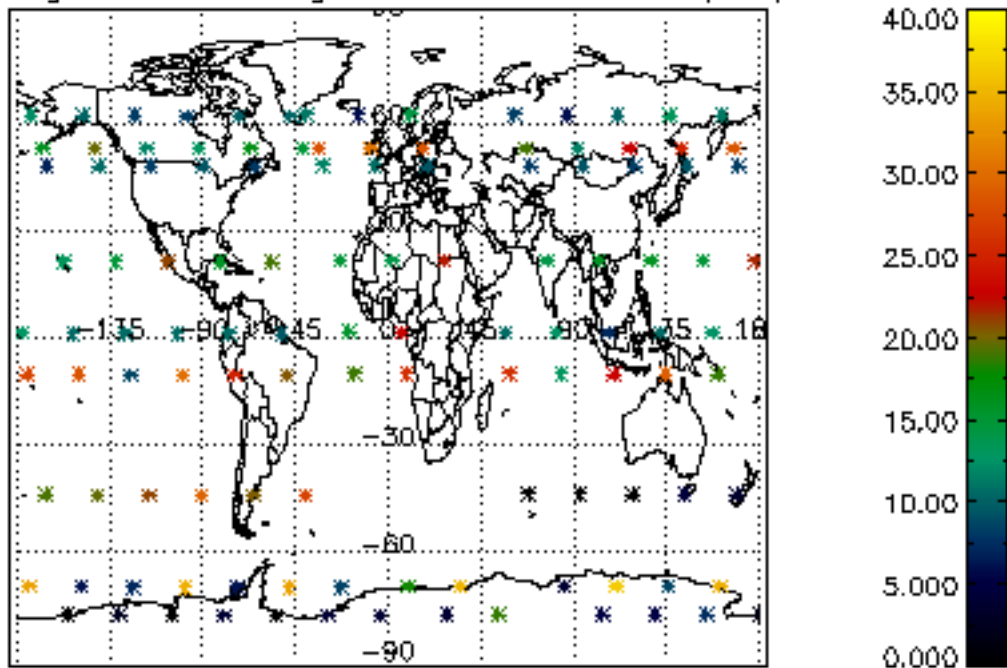
Percentage of cosmic ray hits per profile



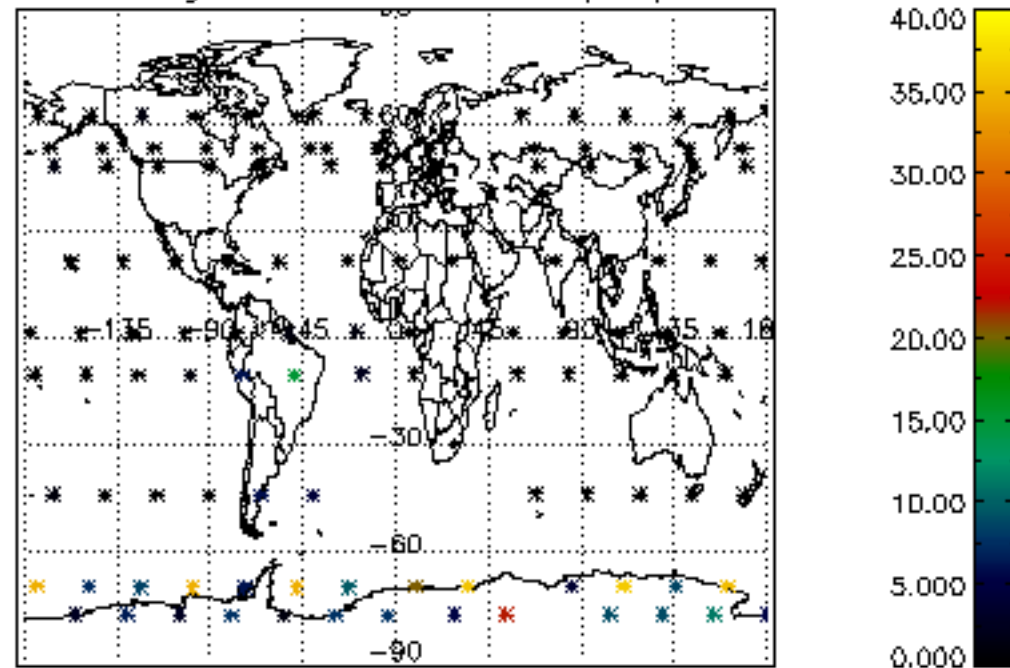
Percentage of datation errors per profile



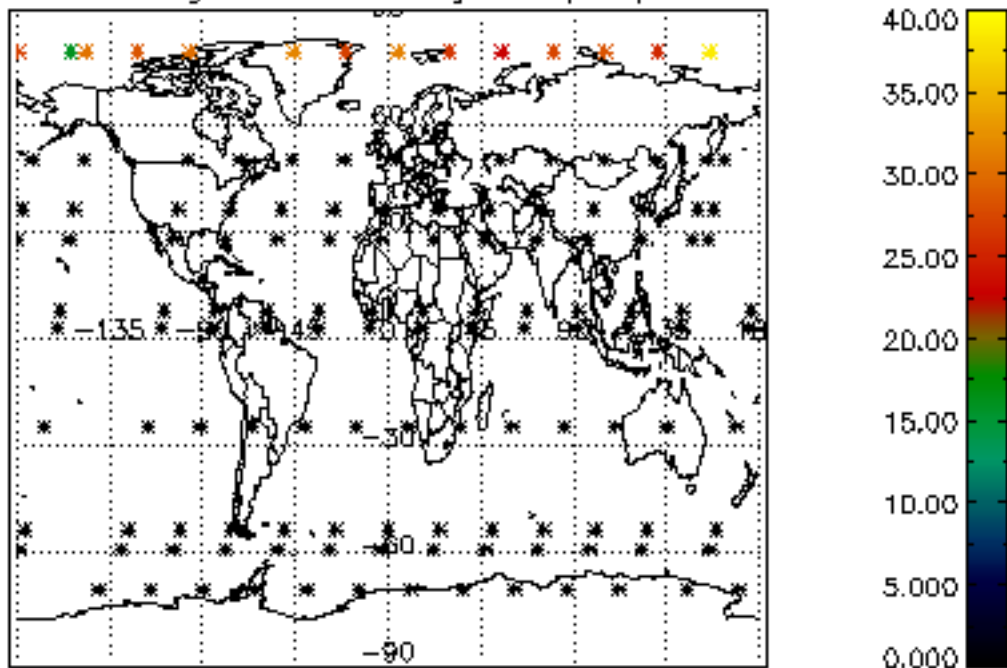
Percentage of star falling outside central band per profile



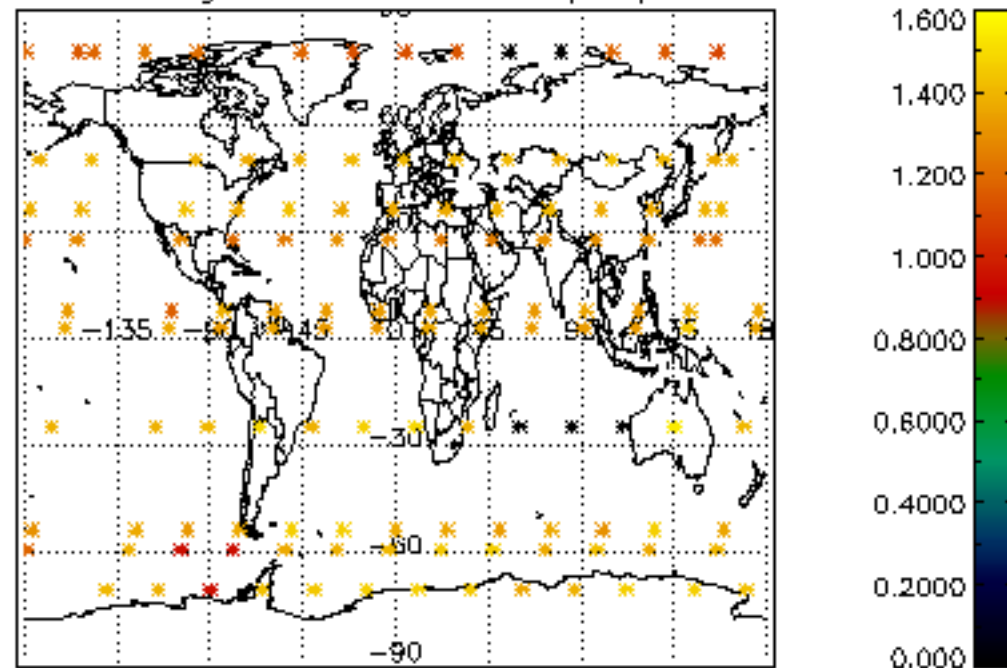
Percentage of saturation errors per profile



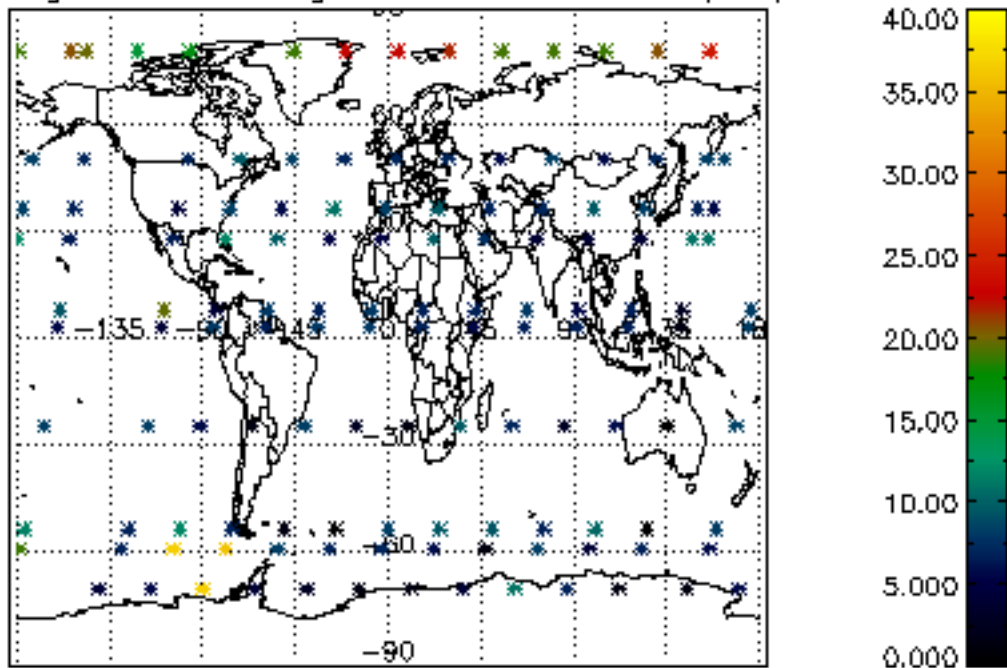
Percentage of cosmic ray hits per profile



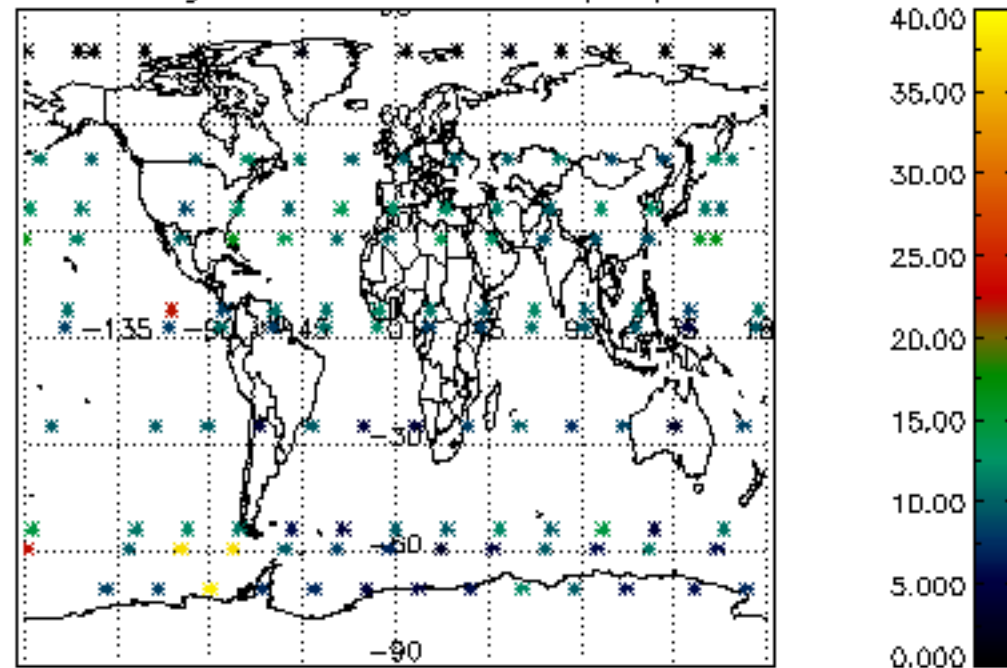
Percentage of datation errors per profile

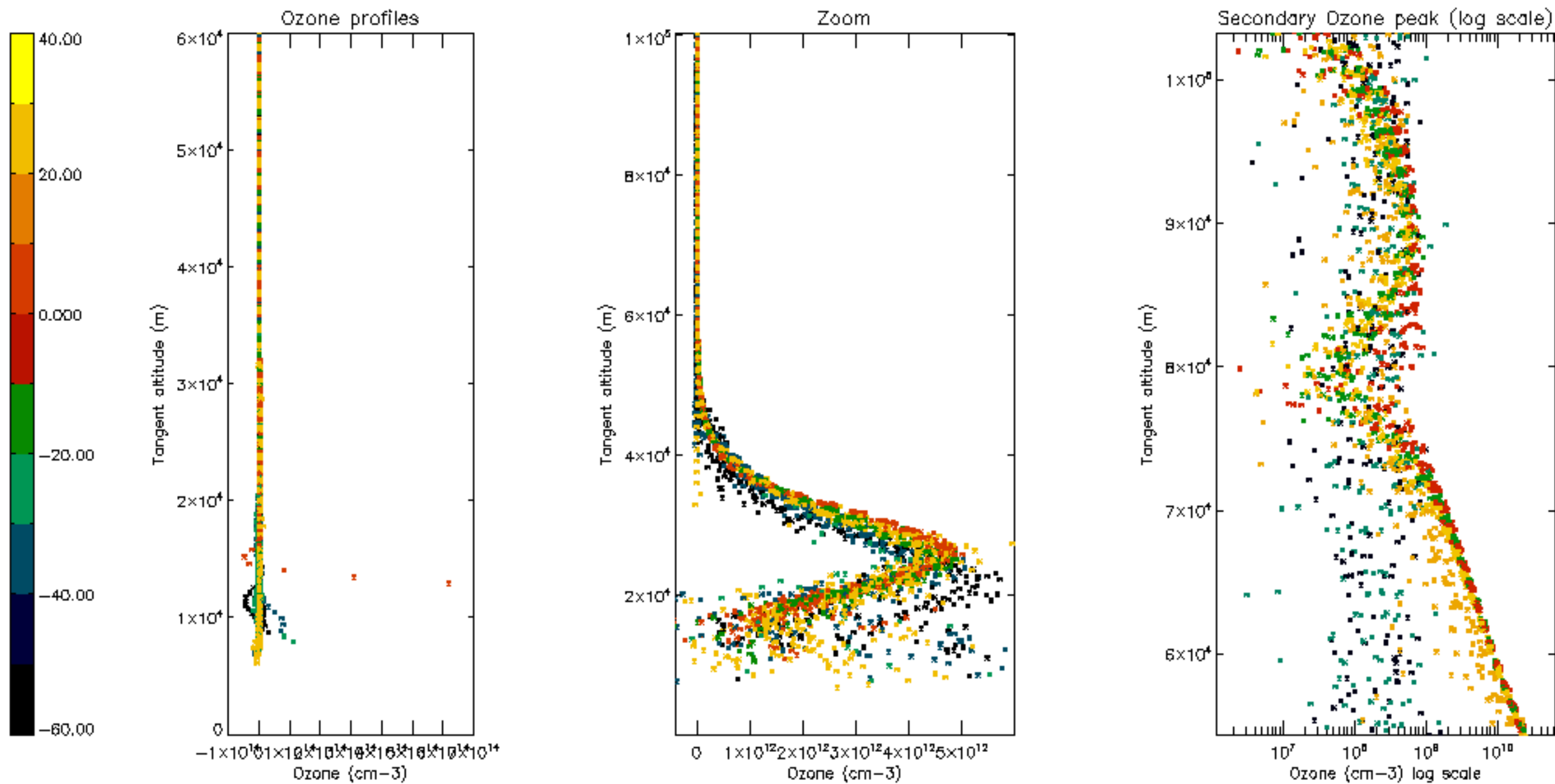


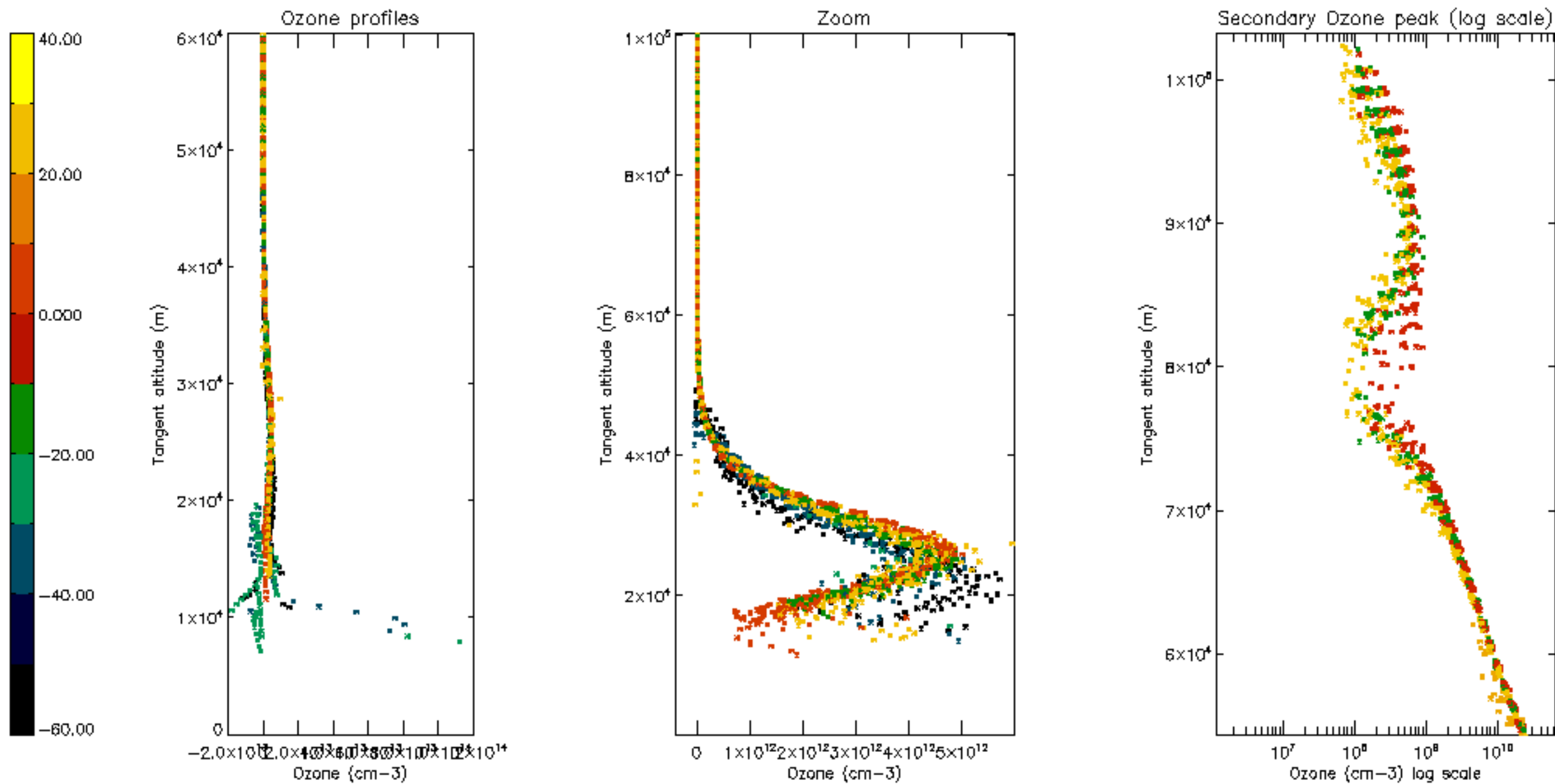
Percentage of star falling outside central band per profile

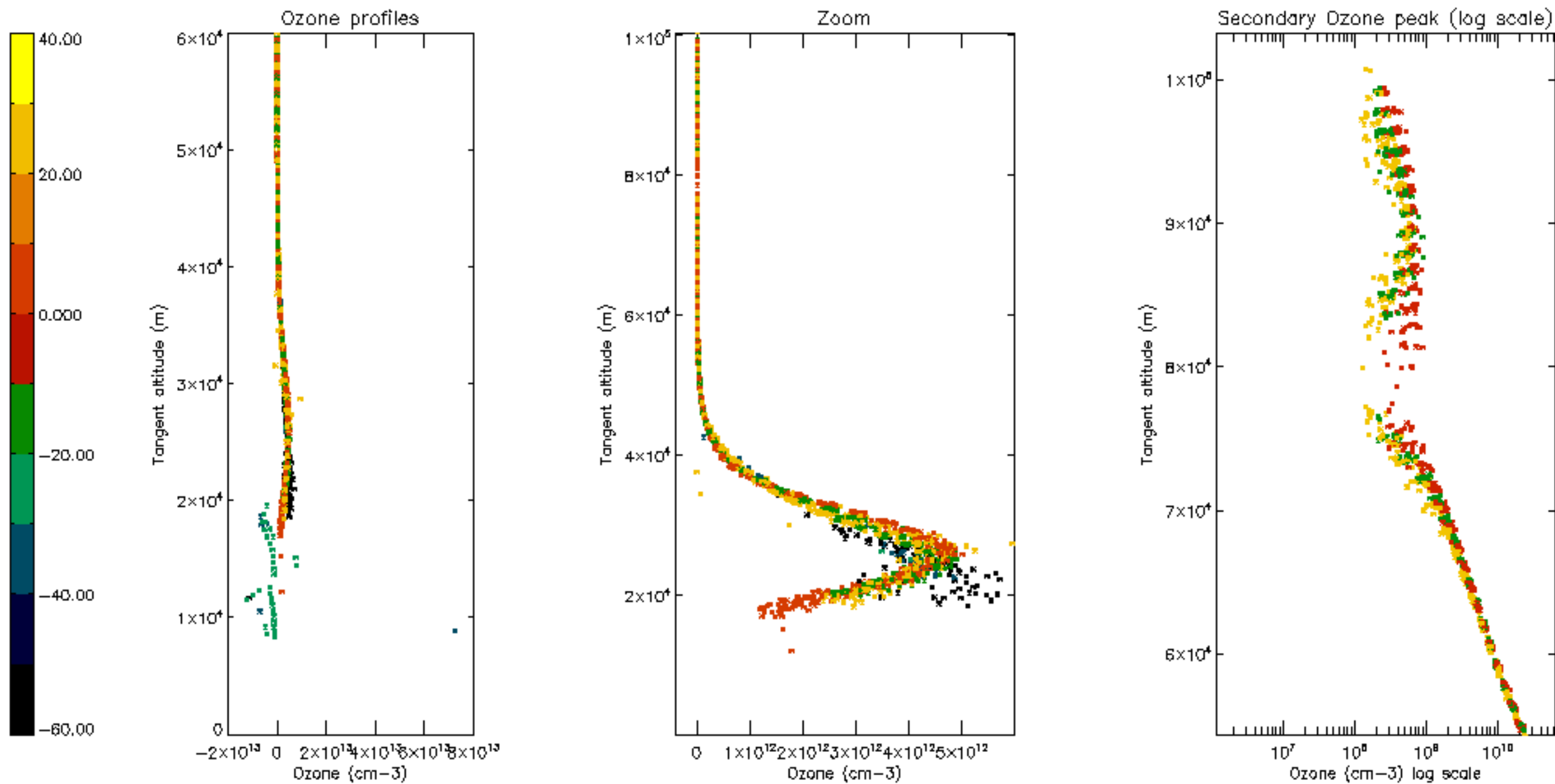


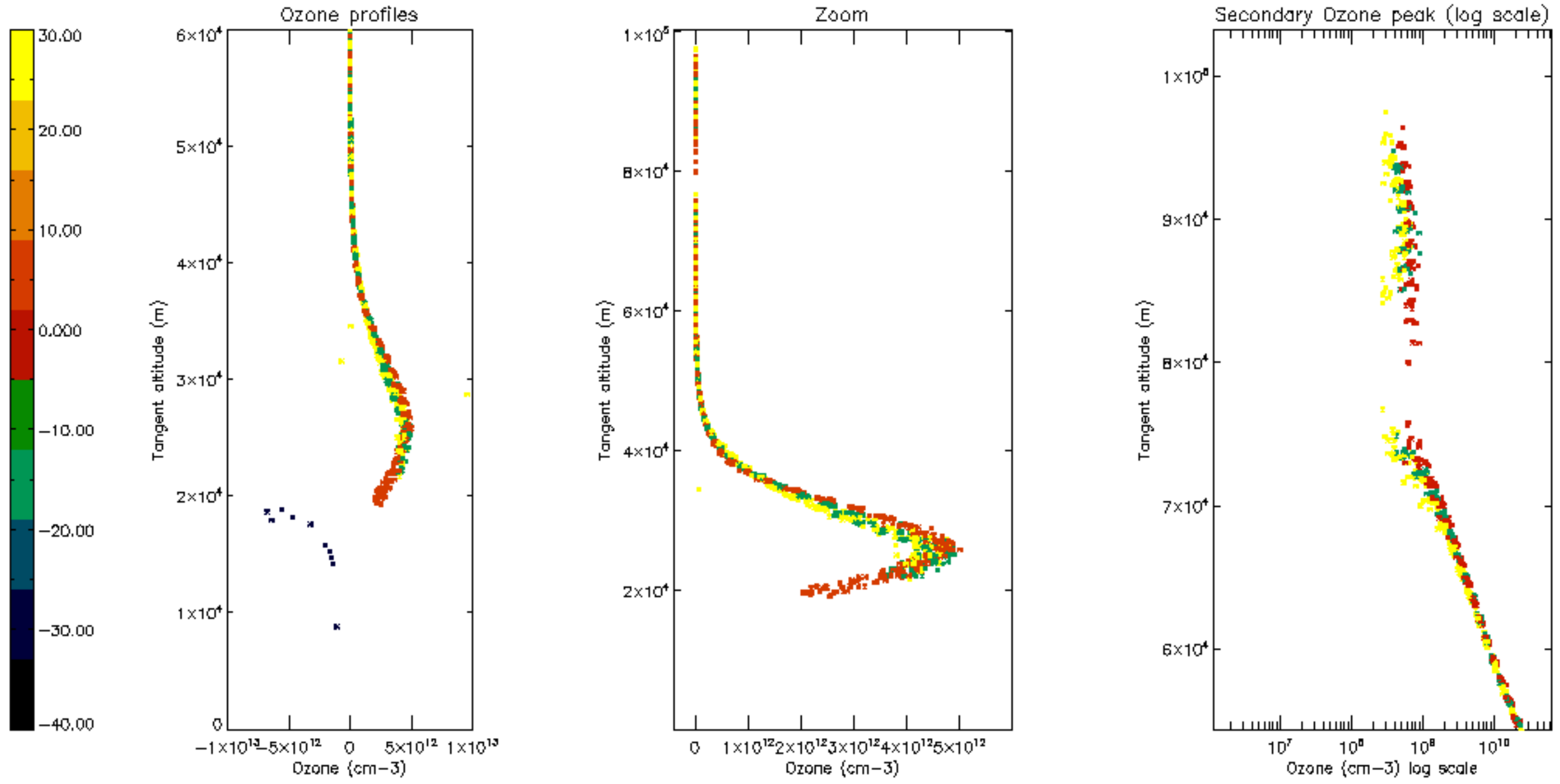
Percentage of saturation errors per profile

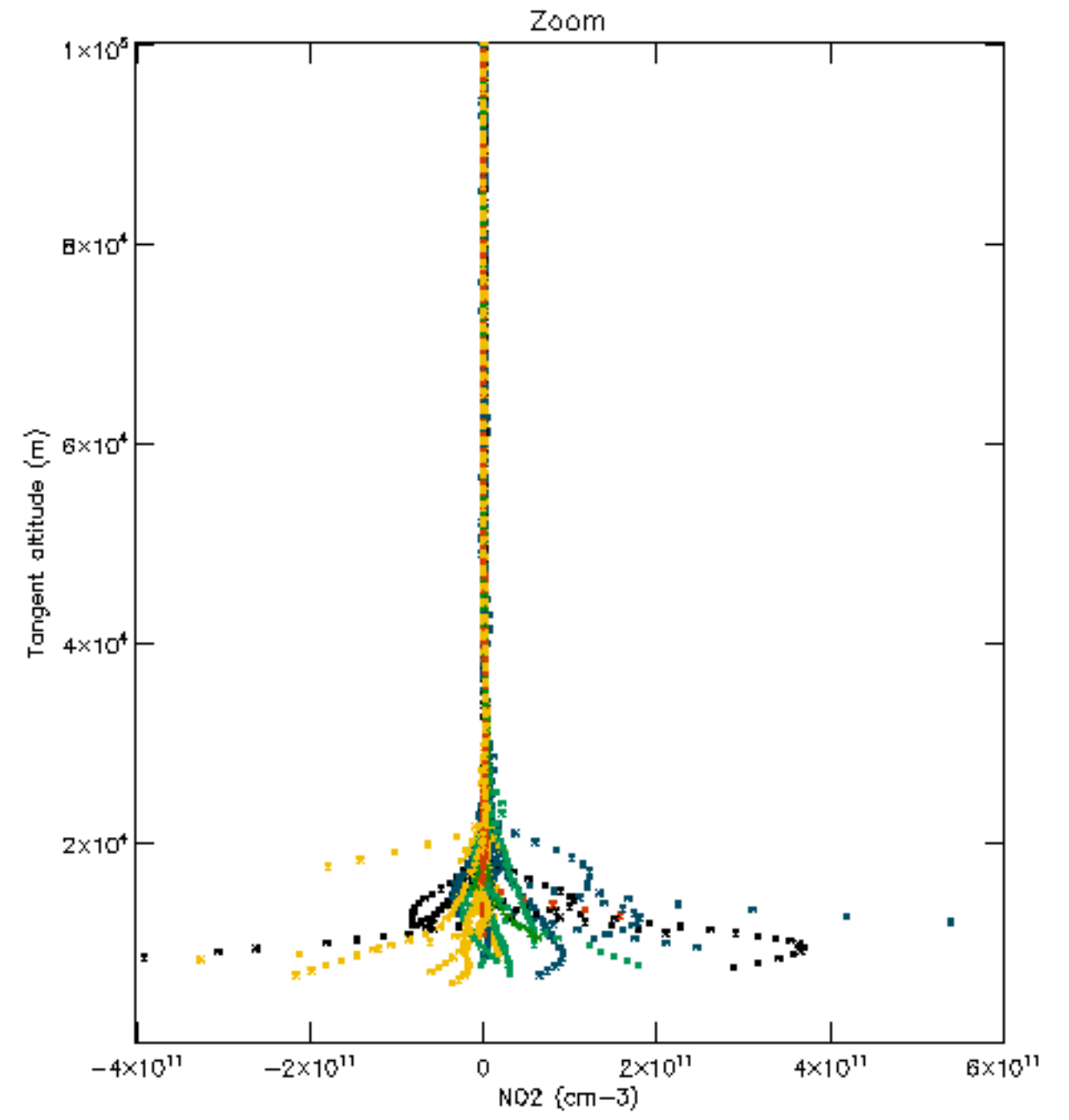
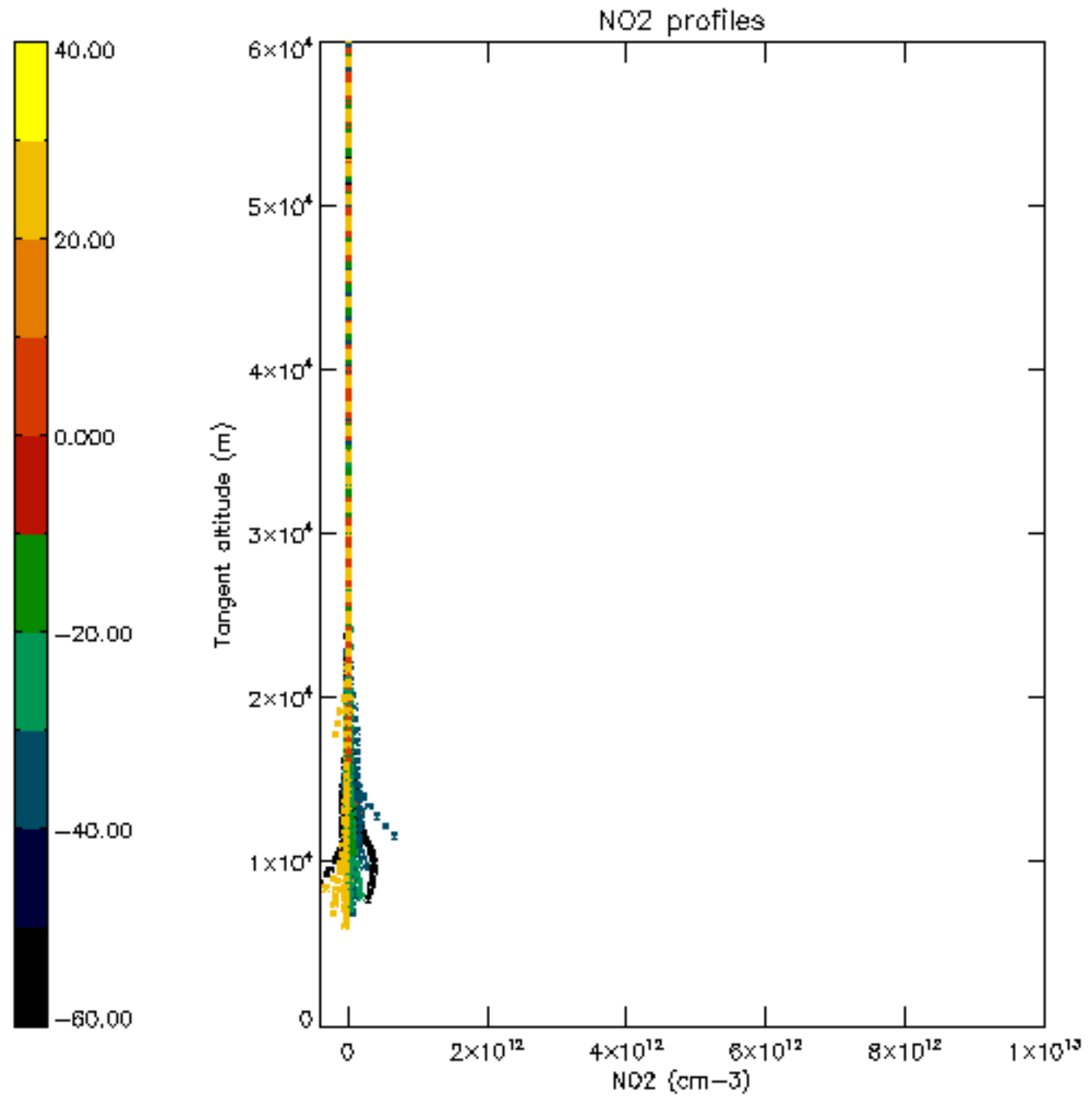


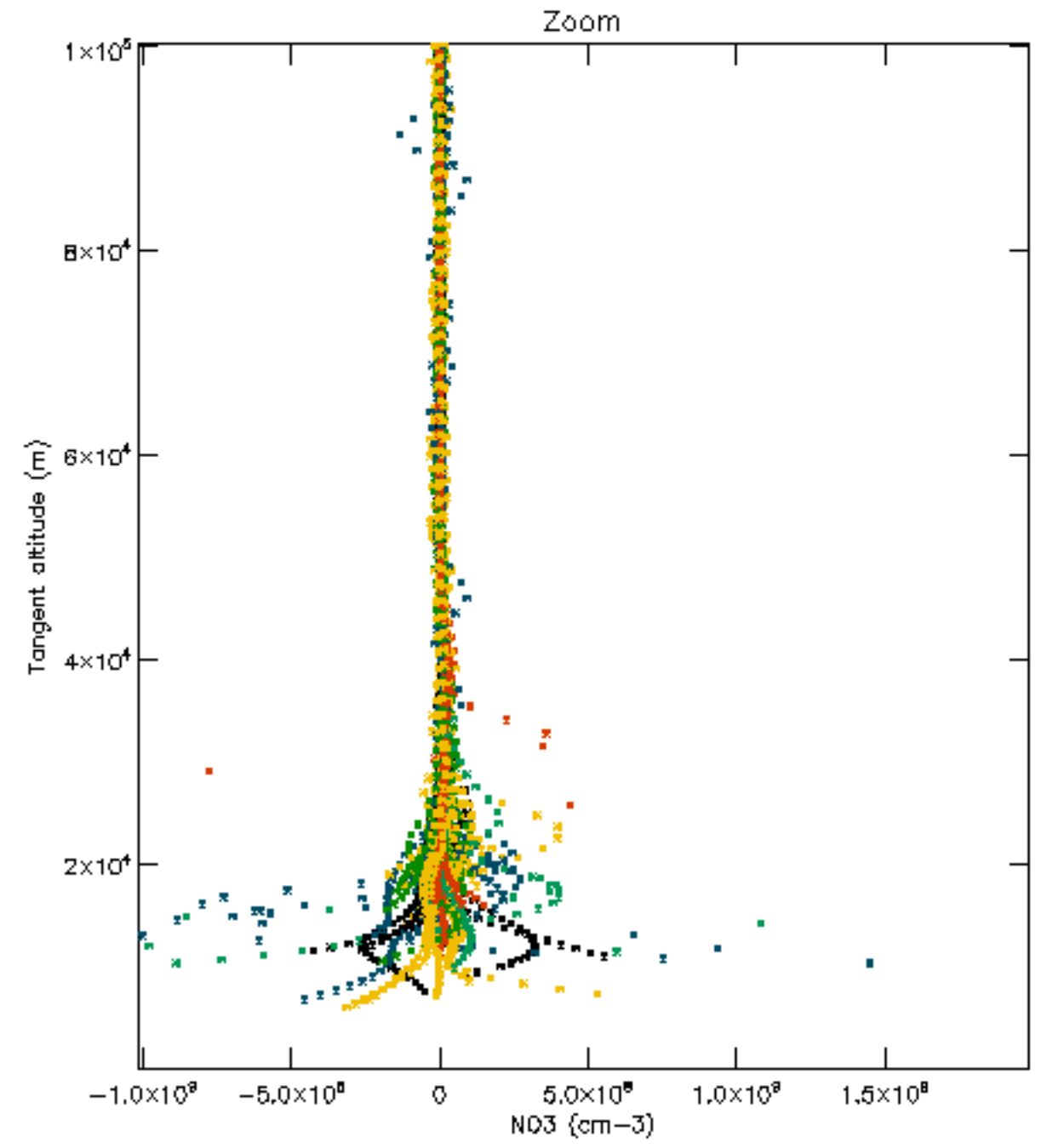
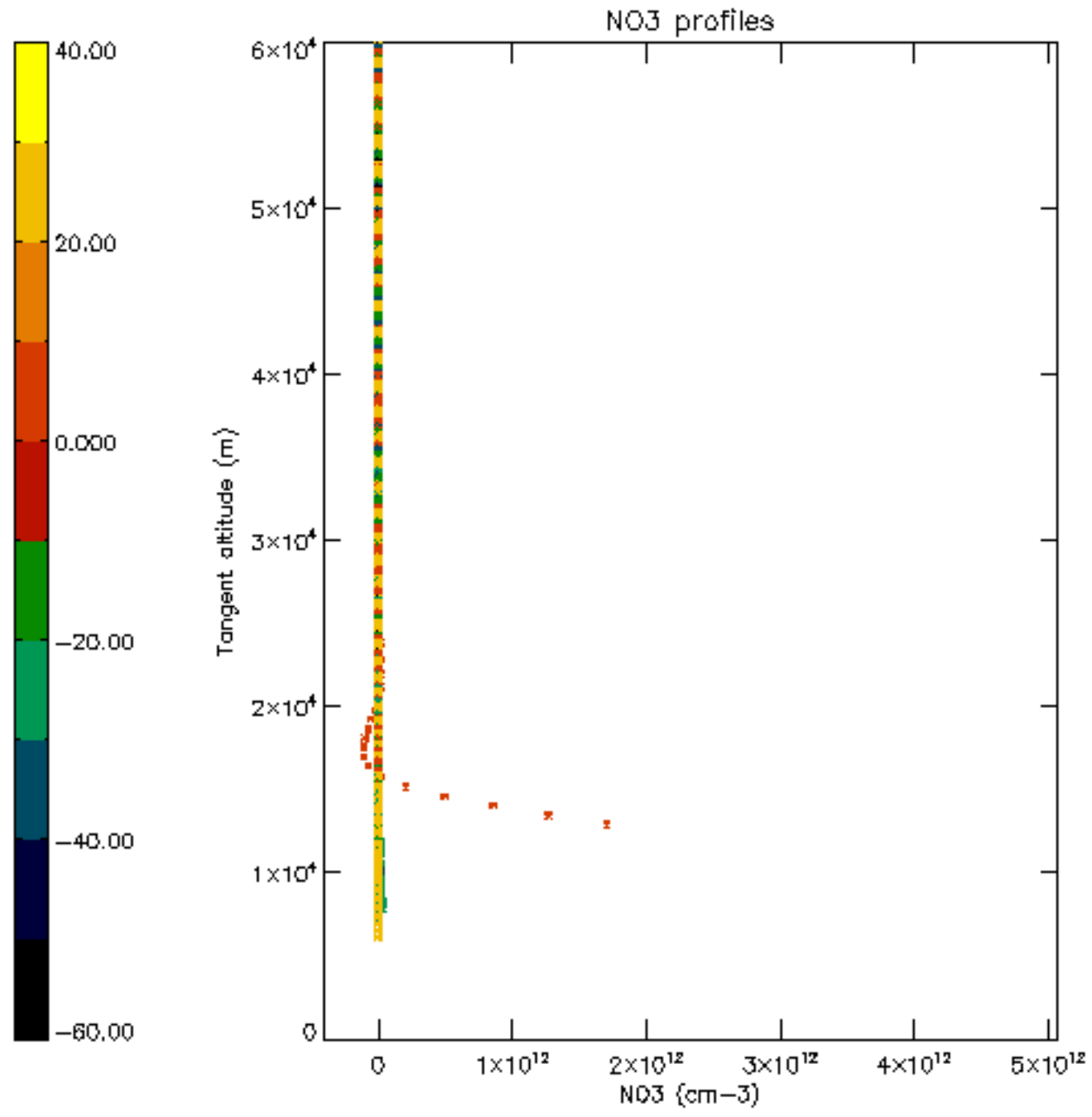


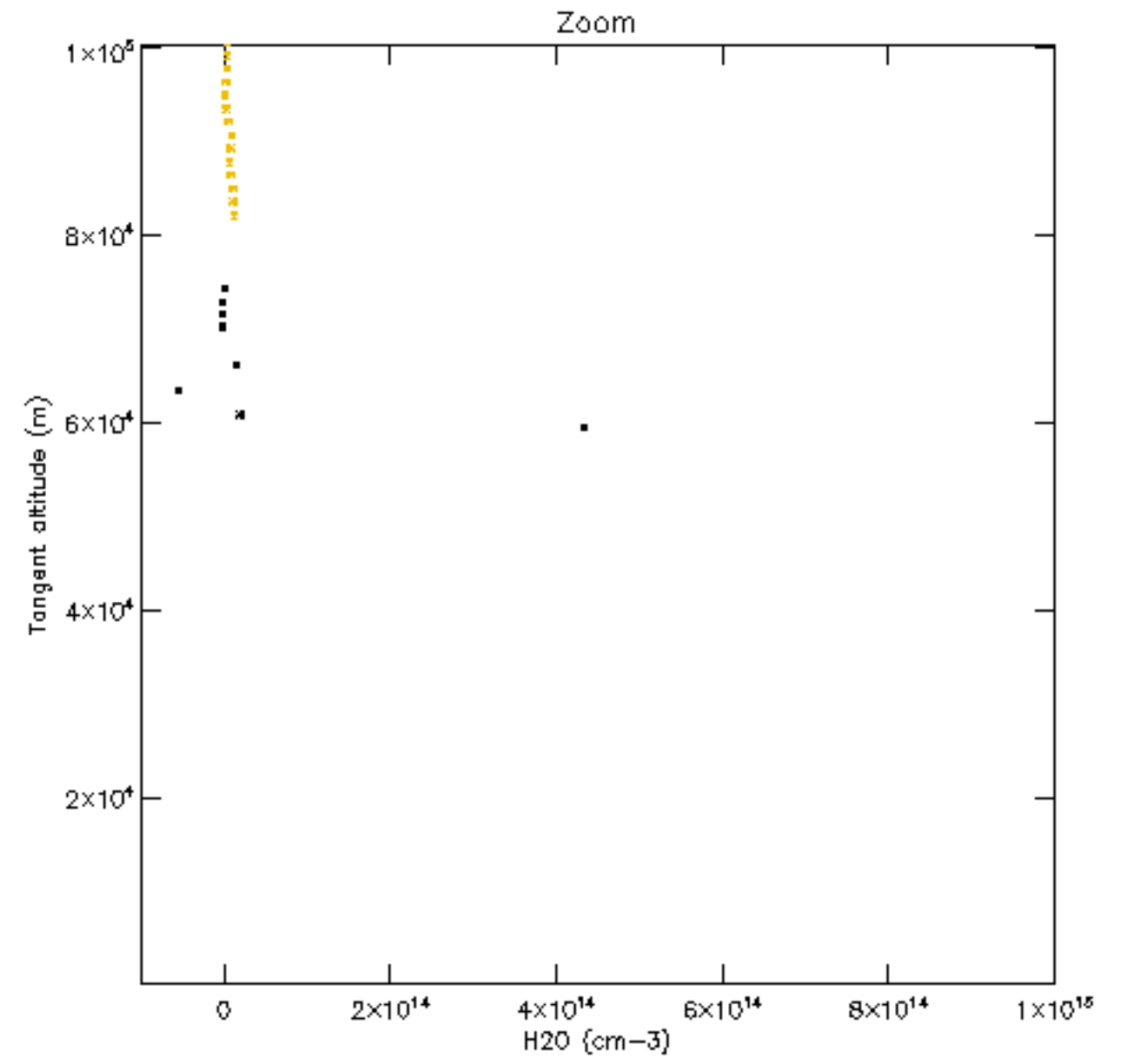
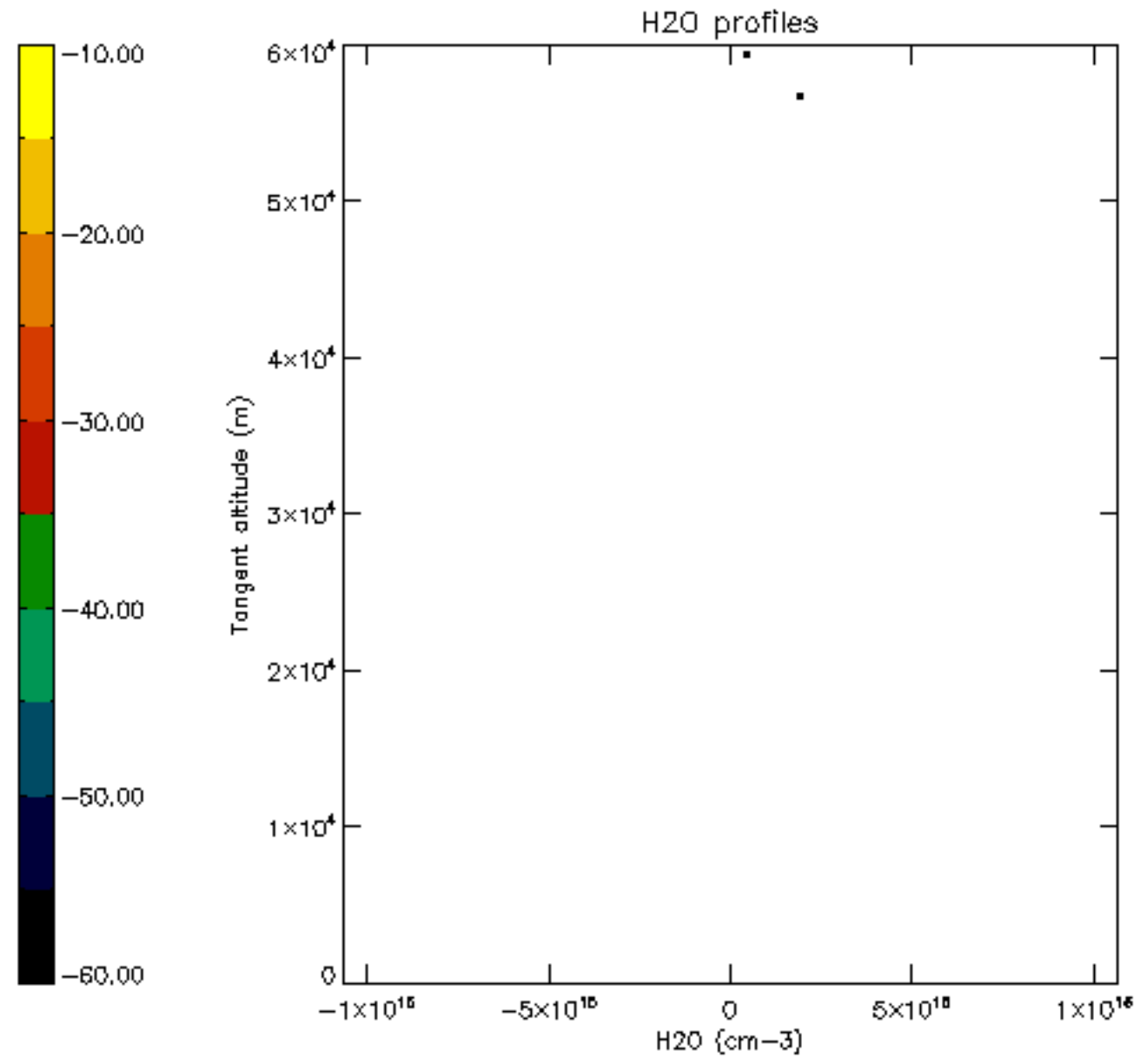


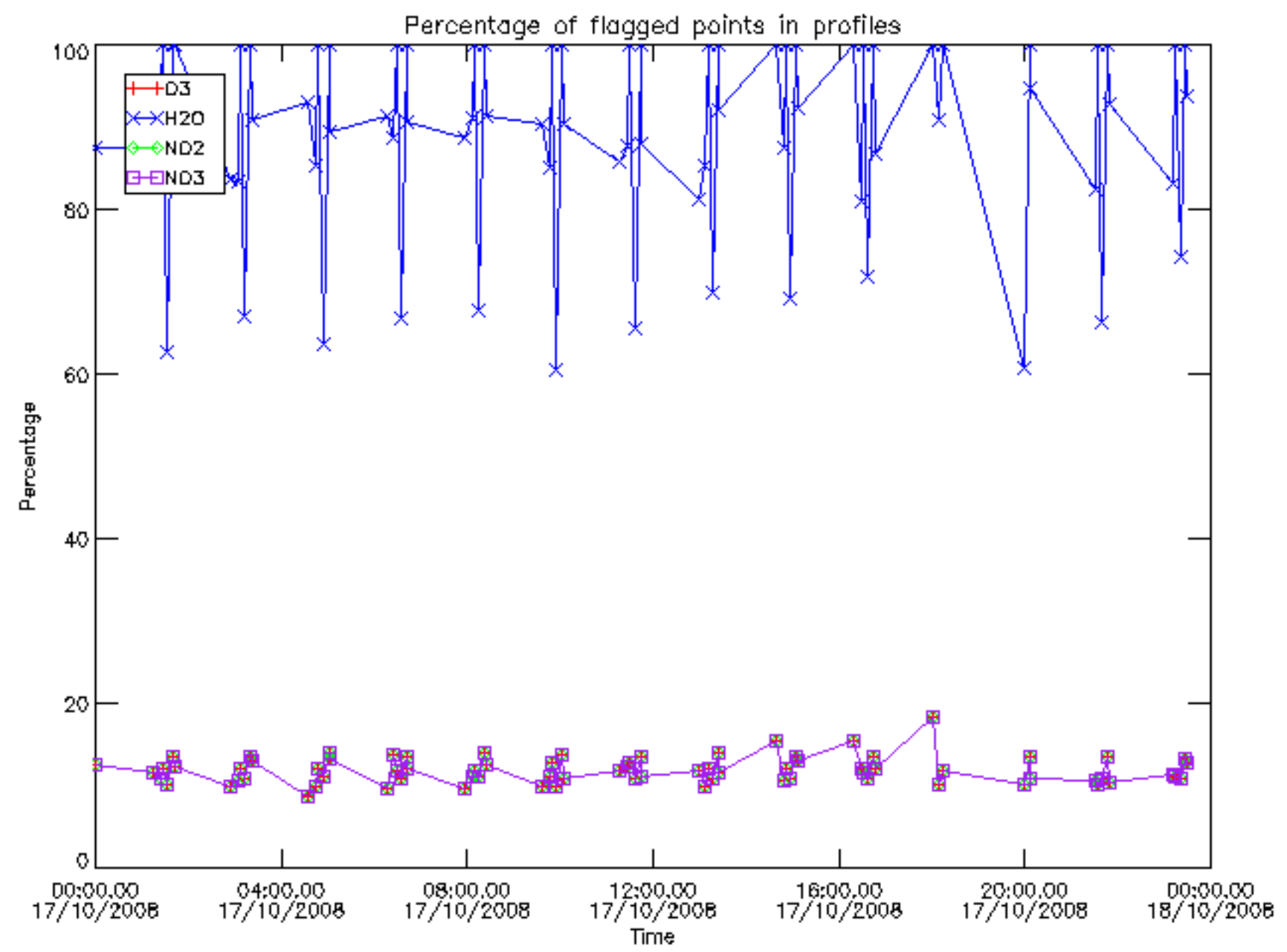




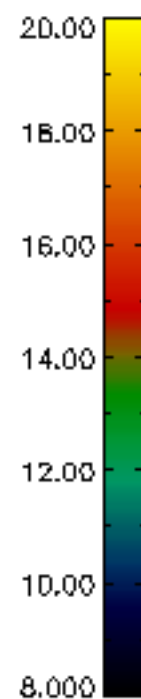
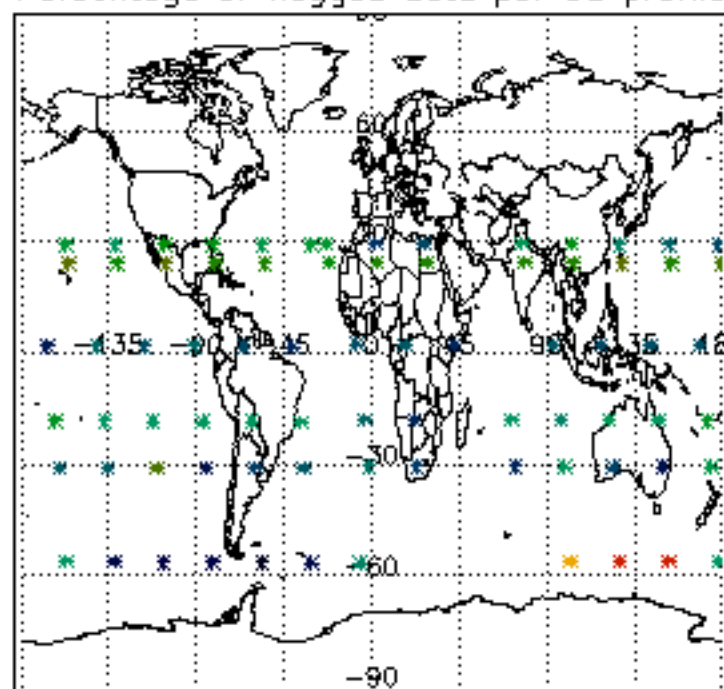




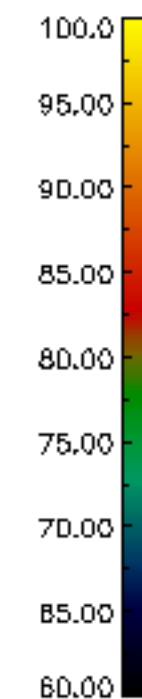
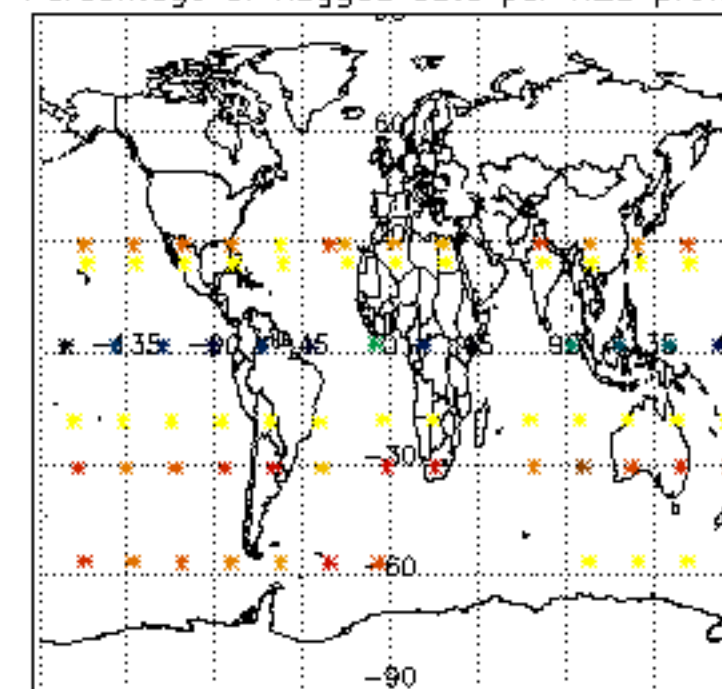




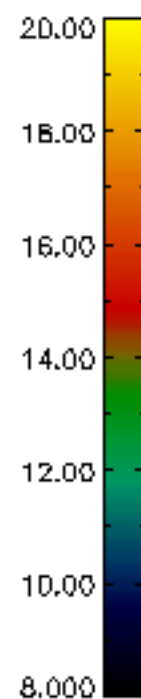
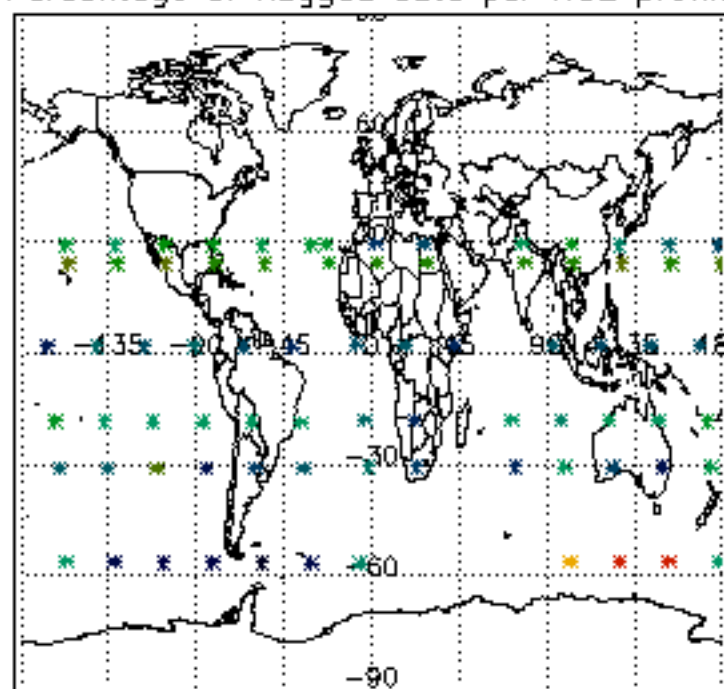
Percentage of flagged data per D3 profile



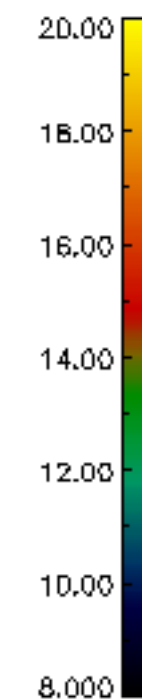
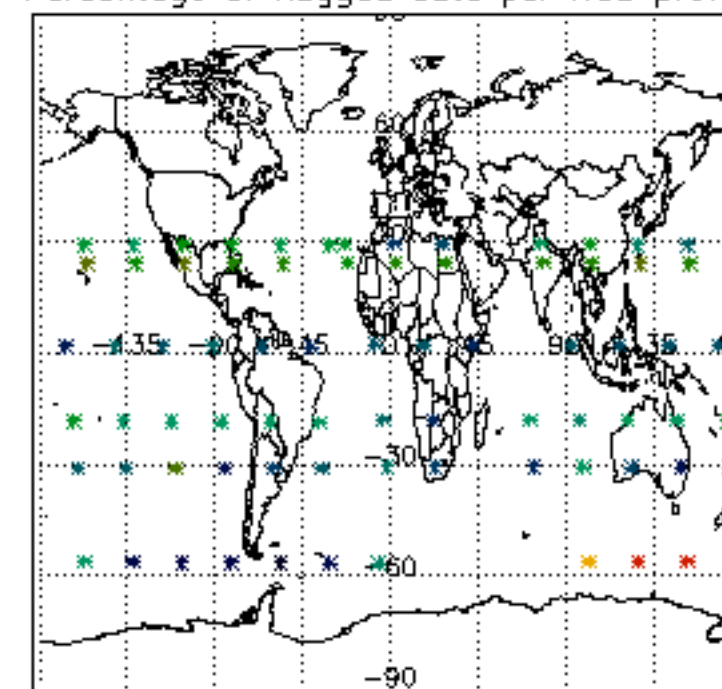
Percentage of flagged data per H2O profile

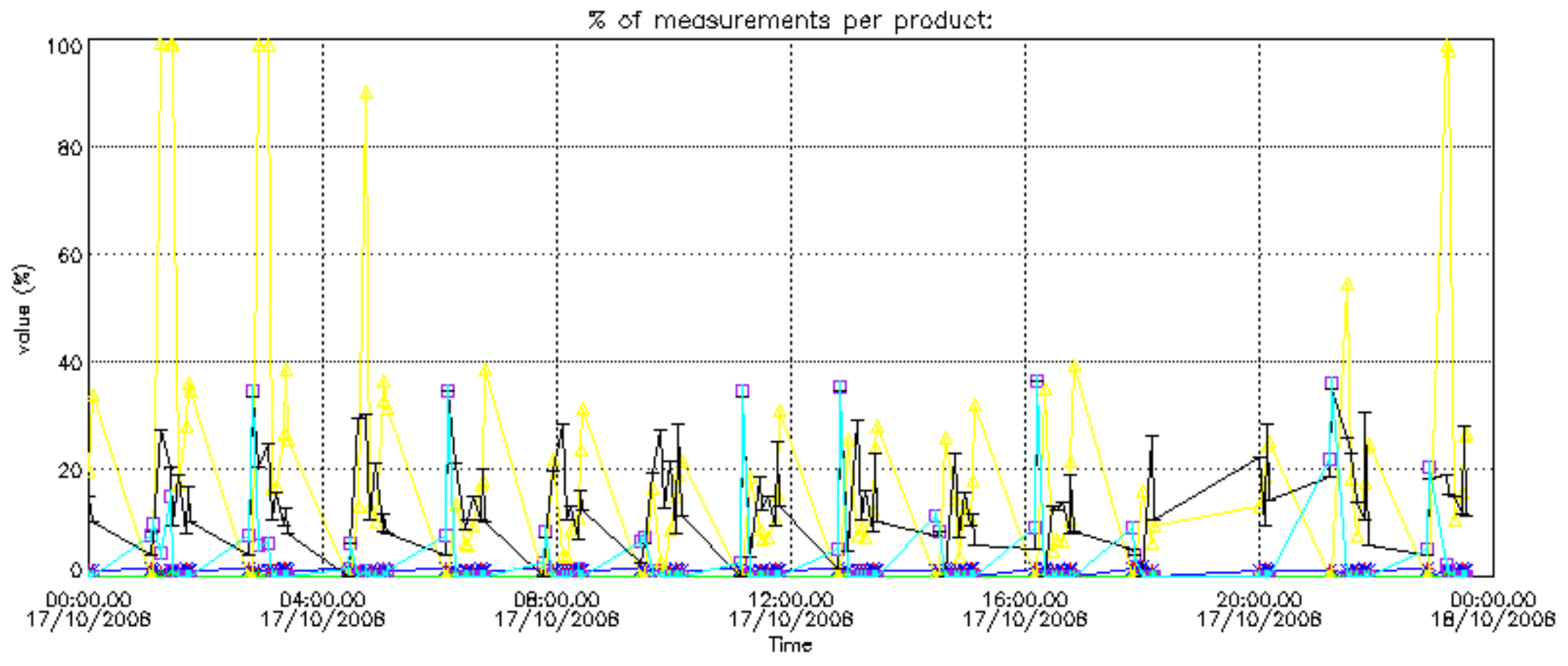


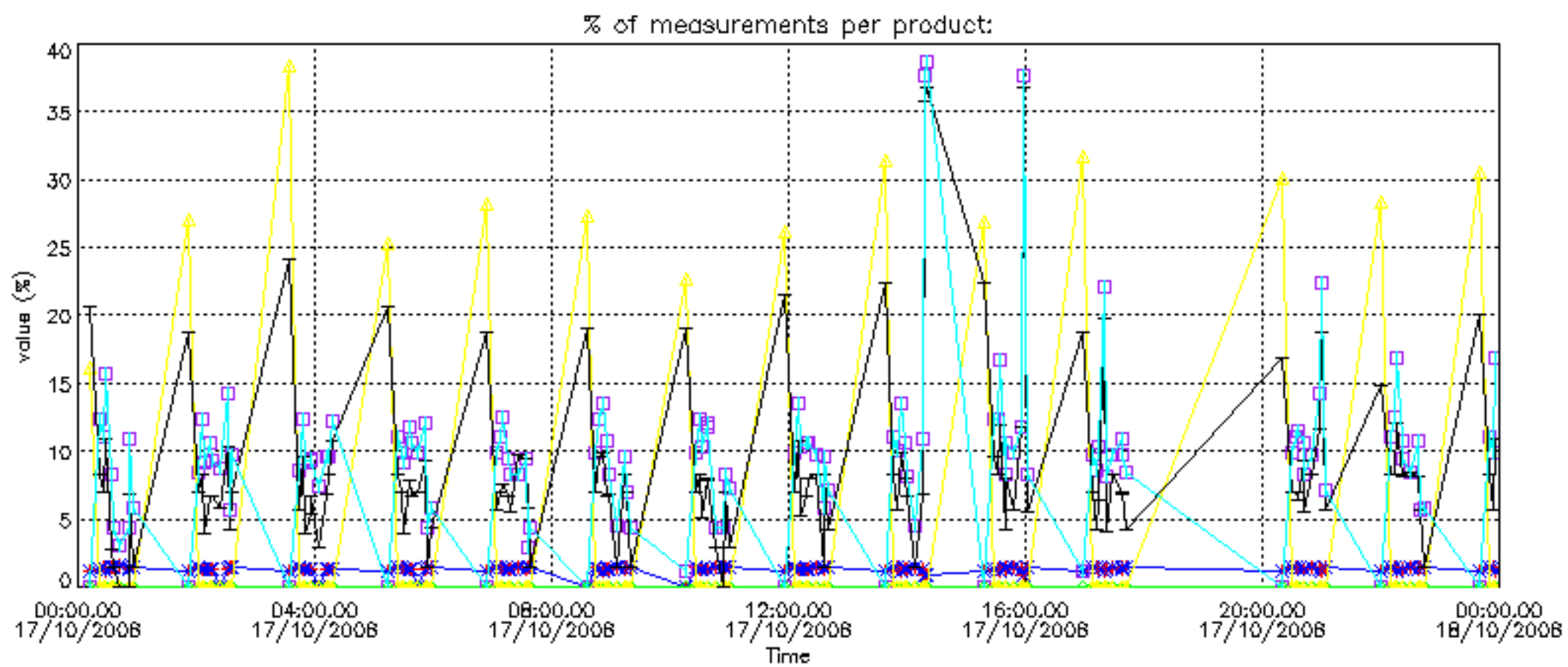
Percentage of flagged data per NO2 profile



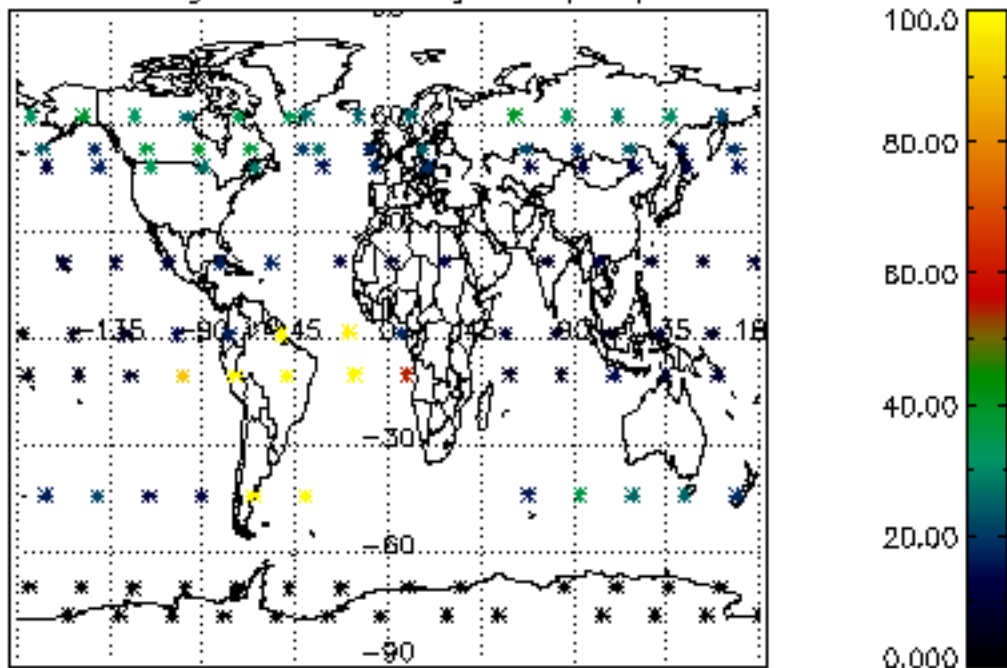
Percentage of flagged data per NO3 profile



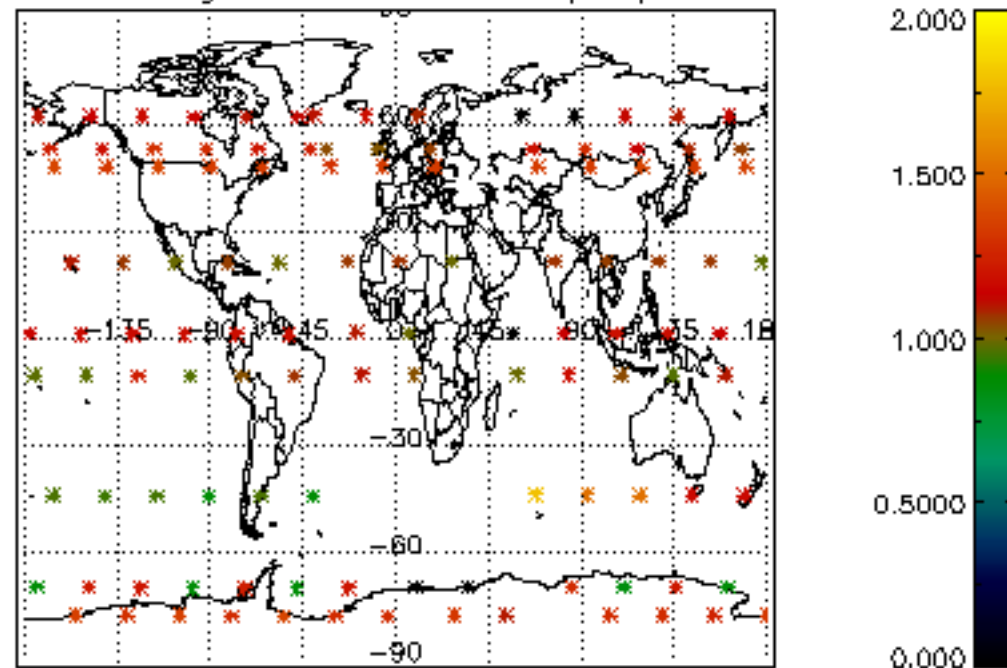




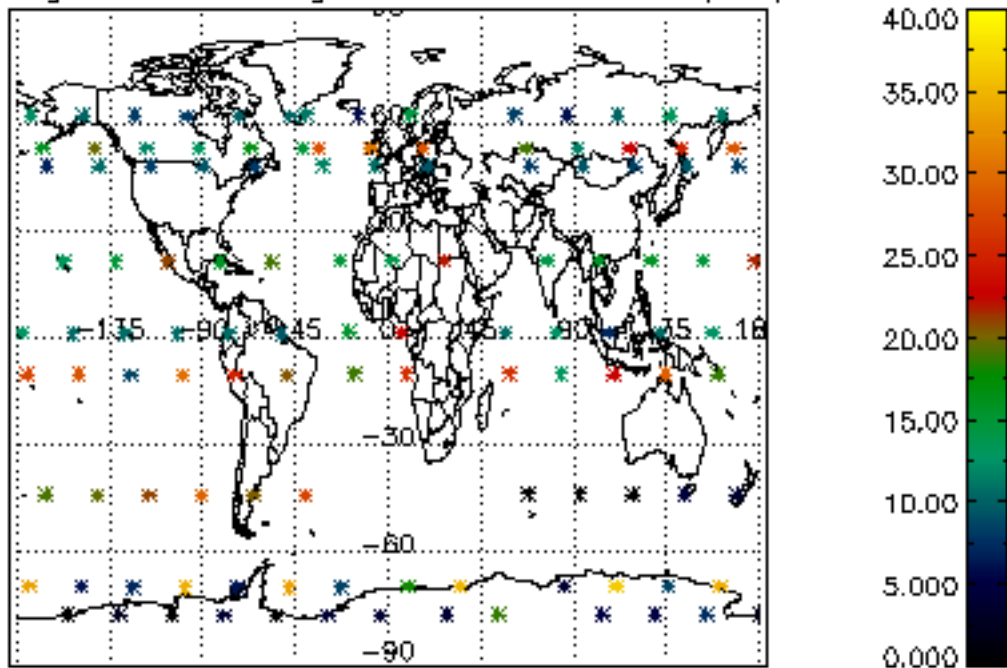
Percentage of cosmic ray hits per profile



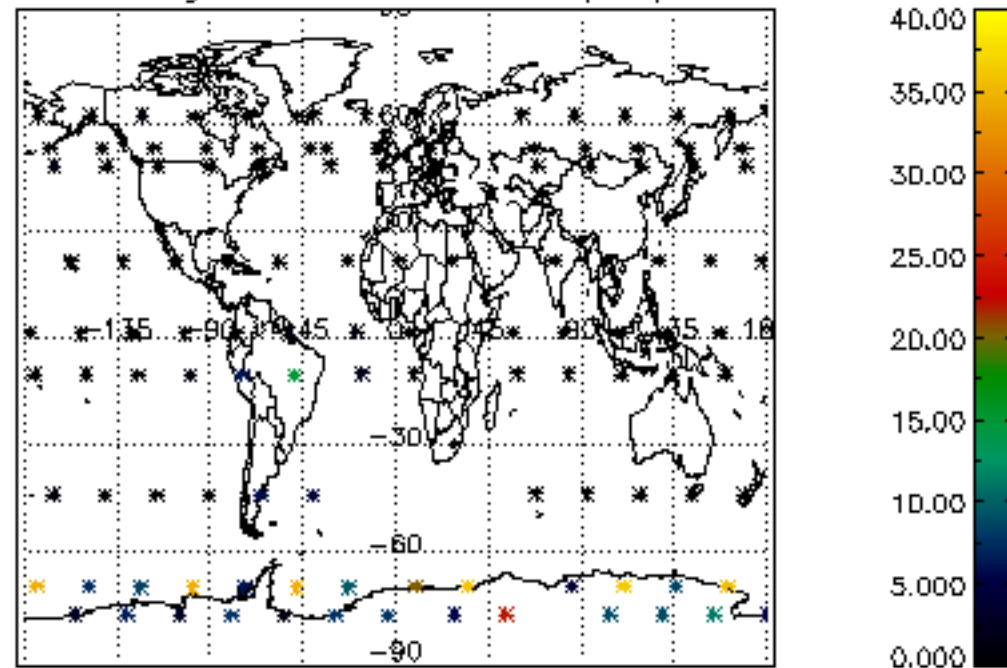
Percentage of datation errors per profile



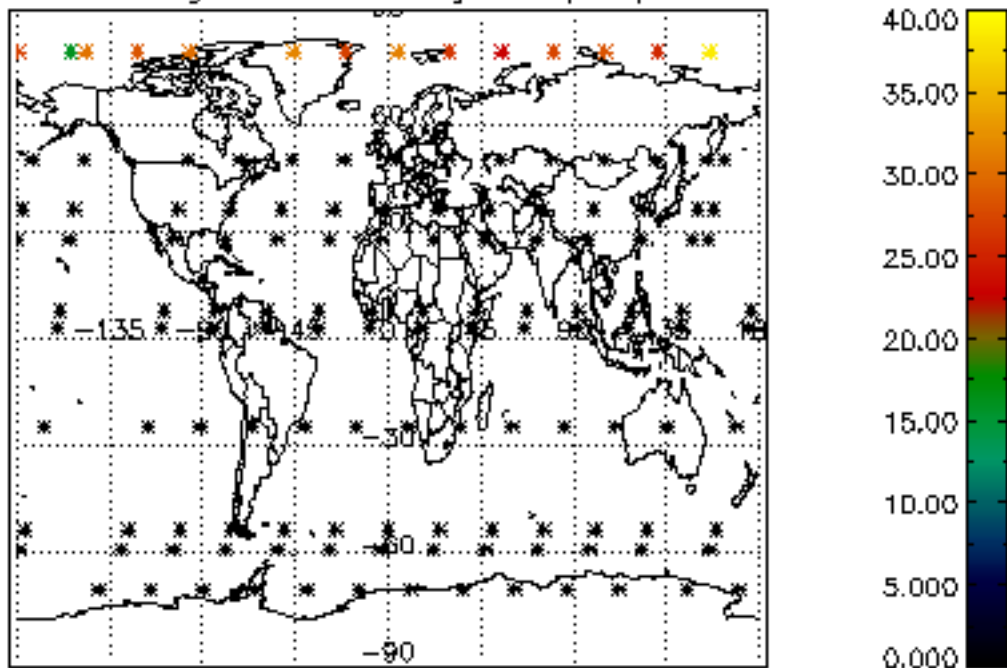
Percentage of star falling outside central band per profile



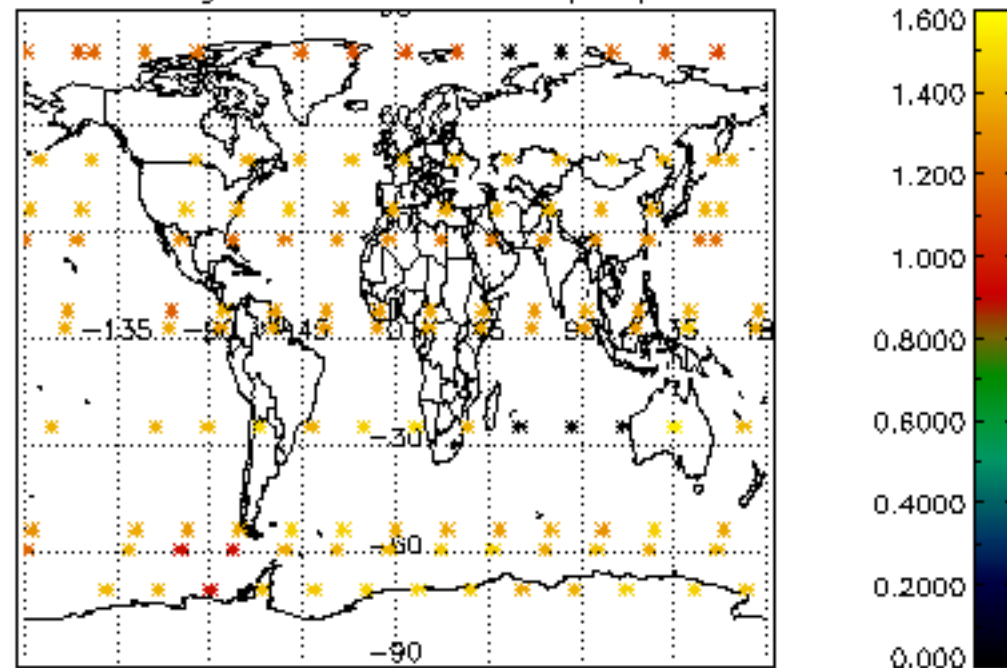
Percentage of saturation errors per profile



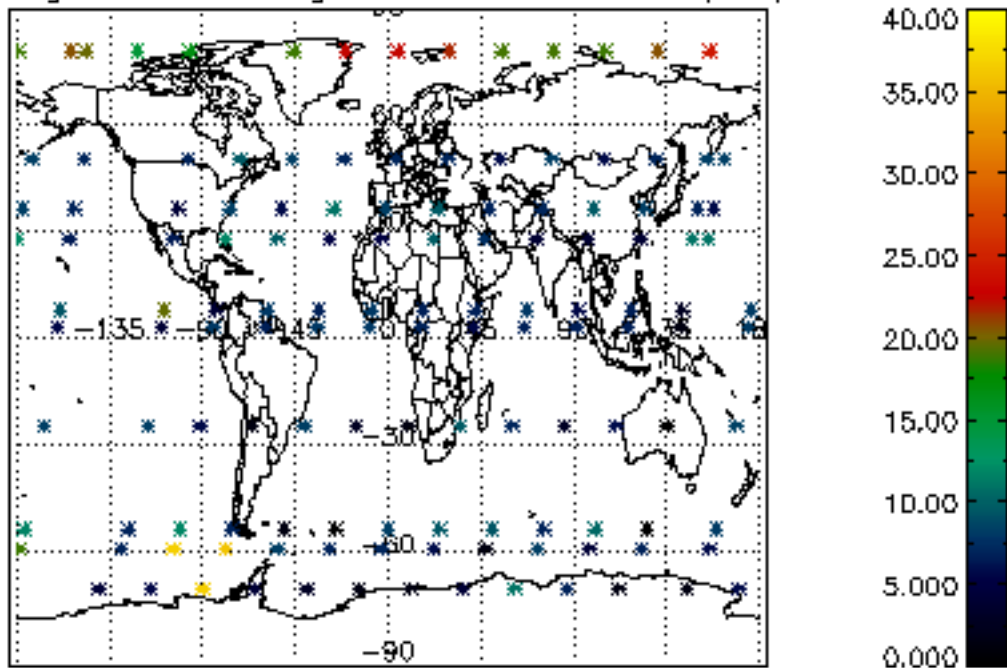
Percentage of cosmic ray hits per profile



Percentage of datation errors per profile



Percentage of star falling outside central band per profile



Percentage of saturation errors per profile

