

GOMOS Level 2 Daily Report

SUMMARY

[1. General Info](#)

[2. Summary of processed GOM_NL_2P products](#)

[3. Level 2 Quality information per product](#)

[3.1 Plot of level 2 quality information per product \(time dependant\)](#)

[3.2 Plot of level 2 quality information per product \(world map\)](#)

[4. Level 1 Quality information per product \(stored on level 2 products\)](#)

[4.1 Plot of level 1 quality information per product \(time dependant\)](#)

[4.1.1 Plot of level 1 quality information per product \(time dependant\): ASCENDING](#)

[4.1.2 Plot of level 1 quality information per product \(time dependant\): DESCENDING](#)

[4.2 Plot of level 1 quality information per product \(world map\)](#)

[4.2.1 Plot of level 1 quality information per product \(world map\): ASCENDING](#)

[4.2.2 Plot of level 1 quality information per product \(world map\): DESCENDING](#)

[5. Ozone profiles based on quality statistics and other trace gas profiles](#)

[5.1 Ozone statistics based on quality of products](#)

[5.2 Plot ozone profiles for all STD \(dark without errors\)](#)

[5.3 Plot ozone profiles where STD < 20% \(dark without errors\)](#)

[5.4. Plot ozone profiles where STD < 10% \(dark without errors\)](#)

[5.5. Plot ozone profiles where STD < 5% \(dark without errors\)](#)

[5.6 Plot NO2 profiles for all STD \(dark without errors\)](#)

[5.7 Plot NO3 profiles for all STD \(dark without errors\)](#)

[5.8 Plot H2O profiles \(only for occultations of stars 1,2,3,4,13,14,16,26,63 dark without errors\) for all STD](#)

[6. Auxiliary Data Files used for the production reported in section 2](#)

This report presents the daily analysis on parameters extracted from GOMOS level 2 data (GOM_NL__2P). It is intended to monitor some important parameters that will impact the quality of these products. A list of level 2 products (and content) that have arrived during the reporting day to the PCF is also given.

Item	Value
Time of report generation	25APR2013 21:03:34
Data source version	GOMOS/6.01
Start time of products	16-10-2008 (16OCT2008 00:00:00)
Stop time of products	17-10-2008 (17OCT2008 00:00:00)
Store outputs in DB	Yes
Nb of level 2 prods	283
Nb of prods with errors	0

2. Summary of processed GOM_NL__2P products.

Nr	Filename	UTC Start time	Limb	Duration	Star Id	Star Name	Star Mag	Star Temp	Nb Meas	Orbit	Prod. error
1	GOM_NL__2PRFIN20081016_000450_000000582073_00030_34653_4515.N1	16-OCT-2008 00:04:50	Dark	57.500	48	30Alp Hya	1.9770	4100.0	115	34653	No
2	GOM_NL__2PRFIN20081016_001422_000000462073_00030_34653_4516.N1	16-OCT-2008 00:14:22	Dark	45.500	65	Lam Vel	2.2040	4400.0	91	34653	No
3	GOM_NL__2PRFIN20081016_001733_000000442073_00031_34654_4513.N1	16-OCT-2008 00:17:33	Dark	44.000	34	Gam2Vel	1.7930	23000.	88	34654	No
4	GOM_NL__2PRFIN20081016_002151_000000452073_00031_34654_4514.N1	16-OCT-2008 00:21:51	Dark	44.500	161	Tau Pup	2.9310	4500.0	89	34654	No
5	GOM_NL__2PRFIN20081016_002311_000000522073_00031_34654_4515.N1	16-OCT-2008 00:23:11	Dark	52.000	2	Alp Car	-0.73600	7000.0	104	34654	No
6	GOM_NL__2PRFIN20081016_003053_000000392073_00031_34654_4516.N1	16-OCT-2008 00:30:53	Dark	38.500	143	Alp Hyi	2.8570	7200.0	77	34654	No
7	GOM_NL__2PRFIN20081016_003220_000000412073_00031_34654_4517.N1	16-OCT-2008 00:32:20	Dark	40.500	9	Alp Eri	0.45300	24000.	81	34654	No
8	GOM_NL__2PRFIN20081016_003456_000000452073_00031_34654_4518.N1	16-OCT-2008 00:34:56	Straylight	45.000	157	The1Eri	2.9060	9300.0	90	34654	No
9	GOM_NL__2PRFIN20081016_004356_000000442073_00031_34654_4519.N1	16-OCT-2008 00:43:56	Straylight	44.000	52	16Bet Cet	2.0370	4500.0	88	34654	No
10	GOM_NL__2PRFIN20081016_005334_000000372073_00031_34654_4520.N1	16-OCT-2008 00:53:34	Bright	36.500	140	88Gam Peg	2.8340	26000.	73	34654	No
11	GOM_NL__2PRFIN20081016_005731_000000372073_00031_34654_4521.N1	16-OCT-2008 00:57:31	Bright	36.500	58	21Alp And	2.0730	11000.	73	34654	No
12	GOM_NL__2PRFIN20081016_010000_000000432073_00031_34654_4522.N1	16-OCT-2008 01:00:00	Bright	42.500	53	43Bet And	2.0480	3300.0	85	34654	No
13	GOM_NL__2PRFIN20081016_010532_000000382073_00031_34654_4523.N1	16-OCT-2008 01:05:32	Bright	37.500	68	18Alp Cas	2.2250	4500.0	75	34654	No
14	GOM_NL__2PRFIN20081016_010654_000000352073_00031_34654_4524.N1	16-OCT-2008 01:06:54	Bright	34.500	76	27Gam Cas	2.3000	30000.	69	34654	No
15	GOM_NL__2PRFIN20081016_011433_000000362073_00031_34654_4525.N1	16-OCT-2008 01:14:33	Bright	35.500	49	1Alp UMi	1.9900	6300.0	71	34654	No
16	GOM_NL__2PRFIN20081016_012247_000000382073_00031_34654_4526.N1	16-OCT-2008 01:22:47	Bright	37.500	36	50Alp UMa	1.8000	6300.0	75	34654	No
17	GOM_NL__2PRFIN20081016_012421_000000352073_00031_34654_4527.N1	16-OCT-2008 01:24:21	Bright	34.500	82	48Bet UMa	2.3650	10600.	69	34654	No
18	GOM_NL__2PRFIN20081016_012745_000000352073_00031_34654_4528.N1	16-OCT-2008 01:27:45	Bright	34.500	174	52Psi UMa	3.0040	4400.0	69	34654	No
19	GOM_NL__2PRFIN20081016_013444_000000492073_00031_34654_4529.N1	16-OCT-2008 01:34:44	Bright	49.000	166	17Eps Leo	2.9800	6000.0	98	34654	No
20	GOM_NL__2PRFIN20081016_013800_000000402073_00031_34654_4530.N1	16-OCT-2008 01:38:00	Bright	40.000	22	32Alp Leo	1.3600	15200.	80	34654	No
21	GOM_NL__2PRFIN20081016_014527_000000572073_00031_34654_4531.N1	16-OCT-2008 01:45:27	Dark	57.000	48	30Alp Hya	1.9770	4100.0	114	34654	No
22	GOM_NL__2PRFIN20081016_015458_000000462073_00031_34654_4532.N1	16-OCT-2008 01:54:58	Dark	45.500	65	Lam Vel	2.2040	4400.0	91	34654	No
23	GOM_NL__2PRFIN20081016_015810_000000412073_00032_34655_4524.N1	16-OCT-2008 01:58:10	Dark	40.500	34	Gam2Vel	1.7930	23000.	81	34655	No
24	GOM_NL__2PRFIN20081016_020227_000000442073_00032_34655_4525.N1	16-OCT-2008 02:02:27	Dark	43.500	161	Tau Pup	2.9310	4500.0	87	34655	No
25	GOM_NL__2PRFIN20081016_020348_000000502073_00032_34655_4526.N1	16-OCT-2008 02:03:48	Dark	50.000	2	Alp Car	-0.73600	7000.0	100	34655	No
26	GOM_NL__2PRFIN20081016_021130_000000382073_00032_34655_4527.N1	16-OCT-2008 02:11:30	Dark	37.500	143	Alp Hyi	2.8570	7200.0	75	34655	No
27	GOM_NL__2PRFIN20081016_021256_000000472073_00032_34655_4528.N1	16-OCT-2008 02:12:56	Dark	46.500	9	Alp Eri	0.45300	24000.	93	34655	No
28	GOM_NL__2PRFIN20081016_021532_000000462073_00032_34655_4529.N1	16-OCT-2008 02:15:32	Straylight	46.000	157	The1Eri	2.9060	9300.0	92	34655	No
29	GOM_NL__2PRFIN20081016_022432_000000442073_00032_34655_4530.N1	16-OCT-2008 02:24:32	Straylight	43.500	52	16Bet Cet	2.0370	4500.0	87	34655	No
30	GOM_NL__2PRFIN20081016_023410_000000372073_00032_34655_4531.N1	16-OCT-2008 02:34:10	Bright	36.500	140	88Gam Peg	2.8340	26000.	73	34655	No
31	GOM_NL__2PRFIN20081016_023807_000000372073_00032_34655_4532.N1	16-OCT-2008 02:38:07	Bright	36.500	58	21Alp And	2.0730	11000.	73	34655	No
32	GOM_NL__2PRFIN20081016_024035_000000422073_00032_34655_4533.N1	16-OCT-2008 02:40:35	Bright	41.500	53	43Bet And	2.0480	3300.0	83	34655	No
33	GOM_NL__2PRFIN20081016_024608_000000382073_00032_34655_4534.N1	16-OCT-2008 02:46:08	Bright	37.500	68	18Alp Cas	2.2250	4500.0	75	34655	No
34	GOM_NL__2PRFIN20081016_024729_000000382073_00032_34655_4535.N1	16-OCT-2008 02:47:29	Bright	37.500	76	27Gam Cas	2.3000	30000.	75	34655	No
35	GOM_NL__2PRFIN20081016_025509_000000342073_00032_34655_4536.N1	16-OCT-2008 02:55:09	Bright	33.500	49	1Alp UMi	1.9900	6300.0	67	34655	No
36	GOM_NL__2PRFIN20081016_030323_000000382073_00032_34655_4537.N1	16-OCT-2008 03:03:23	Bright	38.000	36	50Alp UMa	1.8000	6300.0	76	34655	No
37	GOM_NL__2PRFIN20081016_030457_000000372073_00032_34655_4538.N1	16-OCT-2008 03:04:57	Bright	37.000	82	48Bet UMa	2.3650	10600.	74	34655	No
38	GOM_NL__2PRFIN20081016_030821_000000362073_00032_34655_4539.N1	16-OCT-2008 03:08:21	Bright	35.500	174	52Psi UMa	3.0040	4400.0	71	34655	No
39	GOM_NL__2PRFIN20081016_031520_000000432073_00032_34655_4540.N1	16-OCT-2008 03:15:20	Bright	43.000	166	17Eps Leo	2.9800	6000.0	86	34655	No
40	GOM_NL__2PRFIN20081016_031837_000000412073_00032_34655_4541.N1	16-OCT-2008 03:18:37	Bright	41.000	22	32Alp Leo	1.3600	15200.	82	34655	No
41	GOM_NL__2PRFIN20081016_032603_000000632073_00032_34655_4542.N1	16-OCT-2008 03:26:03	Dark	62.500	48	30Alp Hya	1.9770	4100.0	125	34655	No
42	GOM_NL__2PRFIN20081016_033535_000000542073_00032_34655_4543.N1	16-OCT-2008 03:35:35	Dark	53.500	65	Lam Vel	2.2040	4400.0	107	34655	No

43	GOM_NL__2PRFIN20081016_033847_000000482073_00033_34656_4545.N1	16-OCT-2008 03:38:47	Dark	48.000	34	Gam2Vel	1.7930	23000.	96	34656	No
44	GOM_NL__2PRFIN20081016_034304_000000472073_00033_34656_4546.N1	16-OCT-2008 03:43:04	Dark	46.500	161	Tau Pup	2.9310	4500.0	93	34656	No
45	GOM_NL__2PRFIN20081016_034425_000000542073_00033_34656_4547.N1	16-OCT-2008 03:44:25	Dark	54.000	2	Alp Car	-0.73600	7000.0	108	34656	No
46	GOM_NL__2PRFIN20081016_035206_000000372073_00033_34656_4548.N1	16-OCT-2008 03:52:06	Dark	36.500	143	Alp Hyi	2.8570	7200.0	73	34656	No
47	GOM_NL__2PRFIN20081016_035332_000000402073_00033_34656_4549.N1	16-OCT-2008 03:53:32	Dark	40.000	9	Alp Eri	0.45300	24000.	80	34656	No
48	GOM_NL__2PRFIN20081016_035609_000000452073_00033_34656_4550.N1	16-OCT-2008 03:56:09	Straylight	44.500	157	The1Eri	2.9060	9300.0	89	34656	No
49	GOM_NL__2PRFIN20081016_040508_000000402073_00033_34656_4551.N1	16-OCT-2008 04:05:08	Straylight	40.000	52	16Bet Cet	2.0370	4500.0	80	34656	No
50	GOM_NL__2PRFIN20081016_041446_000000372073_00033_34656_4552.N1	16-OCT-2008 04:14:46	Bright	36.500	140	88Gam Peg	2.8340	26000.	73	34656	No
51	GOM_NL__2PRFIN20081016_041843_000000382073_00033_34656_4553.N1	16-OCT-2008 04:18:43	Bright	37.500	58	21Alp And	2.0730	11000.	75	34656	No
52	GOM_NL__2PRFIN20081016_042111_000000422073_00033_34656_4554.N1	16-OCT-2008 04:21:11	Bright	42.000	53	43Bet And	2.0480	3300.0	84	34656	No
53	GOM_NL__2PRFIN20081016_042644_000000382073_00033_34656_4555.N1	16-OCT-2008 04:26:44	Bright	38.000	68	18Alp Cas	2.2250	4500.0	76	34656	No
54	GOM_NL__2PRFIN20081016_042805_000000382073_00033_34656_4556.N1	16-OCT-2008 04:28:05	Bright	37.500	76	27Gam Cas	2.3000	30000.	75	34656	No
55	GOM_NL__2PRFIN20081016_043545_000000322073_00033_34656_4557.N1	16-OCT-2008 04:35:45	Bright	31.500	49	1Alp UMi	1.9900	6300.0	63	34656	No
56	GOM_NL__2PRFIN20081016_044359_000000402073_00033_34656_4558.N1	16-OCT-2008 04:43:59	Bright	40.000	36	50Alp UMa	1.8000	6300.0	80	34656	No
57	GOM_NL__2PRFIN20081016_044533_000000362073_00033_34656_4559.N1	16-OCT-2008 04:45:33	Bright	35.500	82	48Bet UMa	2.3650	10600.	71	34656	No
58	GOM_NL__2PRFIN20081016_044857_000000362073_00033_34656_4560.N1	16-OCT-2008 04:48:57	Bright	35.500	174	52Psi UMa	3.0040	4400.0	71	34656	No
59	GOM_NL__2PRFIN20081016_045556_000000422073_00033_34656_4561.N1	16-OCT-2008 04:55:56	Bright	41.500	166	17Eps Leo	2.9800	6000.0	83	34656	No
60	GOM_NL__2PRFIN20081016_045913_000000582073_00033_34656_4562.N1	16-OCT-2008 04:59:13	Bright	58.000	22	32Alp Leo	1.3600	15200.	116	34656	No
61	GOM_NL__2PRFIN20081016_050640_000000522073_00033_34656_4563.N1	16-OCT-2008 05:06:40	Dark	52.000	48	30Alp Hya	1.9770	4100.0	104	34656	No
62	GOM_NL__2PRFIN20081016_051612_000000422073_00033_34656_4564.N1	16-OCT-2008 05:16:12	Dark	41.500	65	Lam Vel	2.2040	4400.0	83	34656	No
63	GOM_NL__2PRFIN20081016_051923_000000442073_00034_34657_4558.N1	16-OCT-2008 05:19:23	Dark	43.500	34	Gam2Vel	1.7930	23000.	87	34657	No
64	GOM_NL__2PRFIN20081016_052341_000000452073_00034_34657_4559.N1	16-OCT-2008 05:23:41	Dark	45.000	161	Tau Pup	2.9310	4500.0	90	34657	No
65	GOM_NL__2PRFIN20081016_052501_000000552073_00034_34657_4560.N1	16-OCT-2008 05:25:01	Dark	54.500	2	Alp Car	-0.73600	7000.0	109	34657	No
66	GOM_NL__2PRFIN20081016_053242_000000372073_00034_34657_4561.N1	16-OCT-2008 05:32:42	Dark	37.000	143	Alp Hyi	2.8570	7200.0	74	34657	No
67	GOM_NL__2PRFIN20081016_053408_000000452073_00034_34657_4562.N1	16-OCT-2008 05:34:08	Dark	45.000	9	Alp Eri	0.45300	24000.	90	34657	No
68	GOM_NL__2PRFIN20081016_053645_000000422073_00034_34657_4563.N1	16-OCT-2008 05:36:45	Straylight	42.000	157	The1Eri	2.9060	9300.0	84	34657	No
69	GOM_NL__2PRFIN20081016_054544_000000422073_00034_34657_4564.N1	16-OCT-2008 05:45:44	Straylight	41.500	52	16Bet Cet	2.0370	4500.0	83	34657	No
70	GOM_NL__2PRFIN20081016_055522_000000362073_00034_34657_4565.N1	16-OCT-2008 05:55:22	Bright	35.500	140	88Gam Peg	2.8340	26000.	71	34657	No
71	GOM_NL__2PRFIN20081016_055919_000000372073_00034_34657_4566.N1	16-OCT-2008 05:59:19	Bright	36.500	58	21Alp And	2.0730	11000.	73	34657	No
72	GOM_NL__2PRFIN20081016_060147_000000422073_00034_34657_4567.N1	16-OCT-2008 06:01:47	Bright	41.500	53	43Bet And	2.0480	3300.0	83	34657	No
73	GOM_NL__2PRFIN20081016_060720_000000382073_00034_34657_4568.N1	16-OCT-2008 06:07:20	Bright	37.500	68	18Alp Cas	2.2250	4500.0	75	34657	No
74	GOM_NL__2PRFIN20081016_060841_000000382073_00034_34657_4569.N1	16-OCT-2008 06:08:41	Bright	38.000	76	27Gam Cas	2.3000	30000.	76	34657	No
75	GOM_NL__2PRFIN20081016_061621_000000362073_00034_34657_4570.N1	16-OCT-2008 06:16:21	Bright	36.000	49	1Alp UMi	1.9900	6300.0	72	34657	No
76	GOM_NL__2PRFIN20081016_062435_000000372073_00034_34657_4571.N1	16-OCT-2008 06:24:35	Bright	37.000	36	50Alp UMa	1.8000	6300.0	74	34657	No
77	GOM_NL__2PRFIN20081016_062609_000000372073_00034_34657_4572.N1	16-OCT-2008 06:26:09	Bright	36.500	82	48Bet UMa	2.3650	10600.	73	34657	No
78	GOM_NL__2PRFIN20081016_062933_000000352073_00034_34657_4573.N1	16-OCT-2008 06:29:33	Bright	35.000	174	52Psi UMa	3.0040	4400.0	70	34657	No
79	GOM_NL__2PRFIN20081016_063632_000000612073_00034_34657_4574.N1	16-OCT-2008 06:36:32	Bright	61.000	166	17Eps Leo	2.9800	6000.0	122	34657	No
80	GOM_NL__2PRFIN20081016_063949_000000412073_00034_34657_4575.N1	16-OCT-2008 06:39:49	Bright	40.500	22	32Alp Leo	1.3600	15200.	81	34657	No
81	GOM_NL__2PRFIN20081016_064717_000000522073_00034_34657_4576.N1	16-OCT-2008 06:47:17	Dark	51.500	48	30Alp Hya	1.9770	4100.0	103	34657	No
82	GOM_NL__2PRFIN20081016_065648_000000402073_00034_34657_4577.N1	16-OCT-2008 06:56:48	Dark	40.000	65	Lam Vel	2.2040	4400.0	80	34657	No
83	GOM_NL__2PRFIN20081016_070000_000000422073_00035_34658_4571.N1	16-OCT-2008 07:00:00	Dark	42.000	34	Gam2Vel	1.7930	23000.	84	34658	No
84	GOM_NL__2PRFIN20081016_070418_000000442073_00035_34658_4572.N1	16-OCT-2008 07:04:18	Dark	44.000	161	Tau Pup	2.9310	4500.0	88	34658	No
85	GOM_NL__2PRFIN20081016_070538_000000622073_00035_34658_4573.N1	16-OCT-2008 07:05:38	Dark	61.500	2	Alp Car	-0.73600	7000.0	123	34658	No
86	GOM_NL__2PRFIN20081016_071318_000000382073_00035_34658_4574.N1	16-OCT-2008 07:13:18	Dark	37.500	143	Alp Hyi	2.8570	7200.0	75	34658	No
87	GOM_NL__2PRFIN20081016_071445_000000512073_00035_34658_4575.N1	16-OCT-2008 07:14:45	Dark	51.000	9	Alp Eri	0.45300	24000.	102	34658	No
88	GOM_NL__2PRFIN20081016_071722_000000432073_00035_34658_4576.N1	16-OCT-2008 07:17:22	Straylight	43.000	157	The1Eri	2.9060	9300.0	86	34658	No
89	GOM_NL__2PRFIN20081016_072620_000000402073_00035_34658_4577.N1	16-OCT-2008 07:26:20	Straylight	39.500	52	16Bet Cet	2.0370	4500.0	79	34658	No
90	GOM_NL__2PRFIN20081016_073558_000000362073_00035_34658_4578.N1	16-OCT-2008 07:35:58	Bright	35.500	140	88Gam Peg	2.8340	26000.	71	34658	No
91	GOM_NL__2PRFIN20081016_073955_000000362073_00035_34658_4579.N1	16-OCT-2008 07:39:55	Bright	35.500	58	21Alp And	2.0730	11000.	71	34658	No
92	GOM_NL__2PRFIN20081016_074223_000000412073_00035_34658_4580.N1	16-OCT-2008 07:42:23	Bright	41.000	53	43Bet And	2.0480	3300.0	82	34658	No
93	GOM_NL__2PRFIN20081016_074756_000000382073_00035_34658_4581.N1	16-OCT-2008 07:47:56	Bright	38.000	68	18Alp Cas	2.2250	4500.0	76	34658	No
94	GOM_NL__2PRFIN20081016_074917_000000372073_00035_34658_4582.N1	16-OCT-2008 07:49:17	Bright	37.000	76	27Gam Cas	2.3000	30000.	74	34658	No
95	GOM_NL__2PRFIN20081016_075657_000000372073_00035_34658_4583.N1	16-OCT-2008 07:56:57	Bright	36.500	49	1Alp UMi	1.9900	6300.0	73	34658	No
96	GOM_NL__2PRFIN20081016_080511_000000372073_00035_34658_4584.N1	16-OCT-2008 08:05:11	Bright	36.500	36	50Alp UMa	1.8000	6300.0	73	34658	No
97	GOM_NL__2PRFIN20081016_080645_000000362073_00035_34658_4585.N1	16-OCT-2008 08:06:45	Bright	36.000	82	48Bet UMa	2.3650	10600.	72	34658	No
98	GOM_NL__2PRFIN20081016_081009_000000342073_00035_34658_4586.N1	16-OCT-2008 08:10:09	Bright	34.000	174	52Psi UMa	3.0040	4400.0	68	34658	No
99	GOM_NL__2PRFIN20081016_081709_000000542073_00035_34658_4587.N1	16-OCT-2008 08:17:09	Bright	53.500	166	17Eps Leo	2.9800	6000.0	107	34658	No
100	GOM_NL__2PRFIN20081016_082026_000000402073_00035_34658_4588.N1	16-OCT-2008 08:20:26	Bright	40.000	22	32Alp Leo	1.3600	15200.	80	34658	No
101	GOM_NL__2PRFIN20081016_082753_000000552073_00035_34658_4589.N1	16-OCT-2008 08:27:53	Dark	55.000	48	30Alp Hya	1.9770	4100.0	110	34658	No

102	GOM_NL__2PRFIN20081016_083725_000000472073_00035_34658_4590.N1	16-OCT-2008 08:37:25	Dark	47.000	65	Lam Vel	2.2040	4400.0	94	34658	No
103	GOM_NL__2PRFIN20081016_084037_000000422073_00036_34659_4580.N1	16-OCT-2008 08:40:37	Dark	41.500	34	Gam2Vel	1.7930	23000.	83	34659	No
104	GOM_NL__2PRFIN20081016_084455_000000462073_00036_34659_4581.N1	16-OCT-2008 08:44:55	Dark	45.500	161	Tau Pup	2.9310	4500.0	91	34659	No
105	GOM_NL__2PRFIN20081016_084615_000000492073_00036_34659_4582.N1	16-OCT-2008 08:46:15	Dark	49.000	2	Alp Car	-0.73600	7000.0	98	34659	No
106	GOM_NL__2PRFIN20081016_085355_000000372073_00036_34659_4583.N1	16-OCT-2008 08:53:55	Dark	37.000	143	Alp Hyi	2.8570	7200.0	74	34659	No
107	GOM_NL__2PRFIN20081016_085521_000000402073_00036_34659_4584.N1	16-OCT-2008 08:55:21	Dark	40.000	9	Alp Eri	0.45300	24000.	80	34659	No
108	GOM_NL__2PRFIN20081016_085758_000000442073_00036_34659_4585.N1	16-OCT-2008 08:57:58	Straylight	44.000	157	The1Eri	2.9060	9300.0	88	34659	No
109	GOM_NL__2PRFIN20081016_090656_000000402073_00036_34659_4586.N1	16-OCT-2008 09:06:56	Straylight	40.000	52	16Bet Cet	2.0370	4500.0	80	34659	No
110	GOM_NL__2PRFIN20081016_091634_000000362073_00036_34659_4587.N1	16-OCT-2008 09:16:34	Bright	35.500	140	88Gam Peg	2.8340	26000.	71	34659	No
111	GOM_NL__2PRFIN20081016_092031_000000372073_00036_34659_4588.N1	16-OCT-2008 09:20:31	Bright	36.500	58	21Alp And	2.0730	11000.	73	34659	No
112	GOM_NL__2PRFIN20081016_092258_000000392073_00036_34659_4589.N1	16-OCT-2008 09:22:58	Bright	39.000	53	43Bet And	2.0480	3300.0	78	34659	No
113	GOM_NL__2PRFIN20081016_092831_000000362073_00036_34659_4590.N1	16-OCT-2008 09:28:31	Bright	35.500	68	18Alp Cas	2.2250	4500.0	71	34659	No
114	GOM_NL__2PRFIN20081016_092953_000000432073_00036_34659_4591.N1	16-OCT-2008 09:29:53	Bright	43.000	76	27Gam Cas	2.3000	30000.	86	34659	No
115	GOM_NL__2PRFIN20081016_093733_000000372073_00036_34659_4592.N1	16-OCT-2008 09:37:33	Bright	37.000	49	1Alp UMi	1.9900	6300.0	74	34659	No
116	GOM_NL__2PRFIN20081016_094547_000000382073_00036_34659_4593.N1	16-OCT-2008 09:45:47	Bright	37.500	36	50Alp UMa	1.8000	6300.0	75	34659	No
117	GOM_NL__2PRFIN20081016_094721_000000342073_00036_34659_4594.N1	16-OCT-2008 09:47:21	Bright	34.000	82	48Bet UMa	2.3650	10600.	68	34659	No
118	GOM_NL__2PRFIN20081016_095045_000000372073_00036_34659_4595.N1	16-OCT-2008 09:50:45	Bright	36.500	174	52Psi UMa	3.0040	4400.0	73	34659	No
119	GOM_NL__2PRFIN20081016_095745_000000412073_00036_34659_4596.N1	16-OCT-2008 09:57:45	Bright	40.500	166	17Eps Leo	2.9800	6000.0	81	34659	No
120	GOM_NL__2PRFIN20081016_100102_000000582073_00036_34659_4597.N1	16-OCT-2008 10:01:02	Bright	58.000	22	32Alp Leo	1.3600	15200.	116	34659	No
121	GOM_NL__2PRFIN20081016_100830_000000562073_00036_34659_4598.N1	16-OCT-2008 10:08:30	Dark	55.500	48	30Alp Hya	1.9770	4100.0	111	34659	No
122	GOM_NL__2PRFIN20081016_101801_000000452073_00036_34659_4599.N1	16-OCT-2008 10:18:01	Dark	45.000	65	Lam Vel	2.2040	4400.0	90	34659	No
123	GOM_NL__2PRFIN20081016_102114_000000422073_00037_34660_4585.N1	16-OCT-2008 10:21:14	Dark	41.500	34	Gam2Vel	1.7930	23000.	83	34660	No
124	GOM_NL__2PRFIN20081016_102531_000000442073_00037_34660_4586.N1	16-OCT-2008 10:25:31	Dark	44.000	161	Tau Pup	2.9310	4500.0	88	34660	No
125	GOM_NL__2PRFIN20081016_102652_000000622073_00037_34660_4587.N1	16-OCT-2008 10:26:52	Dark	62.000	2	Alp Car	-0.73600	7000.0	124	34660	No
126	GOM_NL__2PRFIN20081016_103431_000000382073_00037_34660_4588.N1	16-OCT-2008 10:34:31	Dark	37.500	143	Alp Hyi	2.8570	7200.0	75	34660	No
127	GOM_NL__2PRFIN20081016_103557_000000492073_00037_34660_4589.N1	16-OCT-2008 10:35:57	Dark	48.500	9	Alp Eri	0.45300	24000.	97	34660	No
128	GOM_NL__2PRFIN20081016_103835_000000442073_00037_34660_4590.N1	16-OCT-2008 10:38:35	Straylight	43.500	157	The1Eri	2.9060	9300.0	87	34660	No
129	GOM_NL__2PRFIN20081016_104732_000000432073_00037_34660_4591.N1	16-OCT-2008 10:47:32	Straylight	43.000	52	16Bet Cet	2.0370	4500.0	86	34660	No
130	GOM_NL__2PRFIN20081016_105710_000000352073_00037_34660_4592.N1	16-OCT-2008 10:57:10	Bright	35.000	140	88Gam Peg	2.8340	26000.	70	34660	No
131	GOM_NL__2PRFIN20081016_110107_000000362073_00037_34660_4593.N1	16-OCT-2008 11:01:07	Bright	35.500	58	21Alp And	2.0730	11000.	71	34660	No
132	GOM_NL__2PRFIN20081016_110334_000000422073_00037_34660_4594.N1	16-OCT-2008 11:03:34	Bright	41.500	53	43Bet And	2.0480	3300.0	83	34660	No
133	GOM_NL__2PRFIN20081016_110907_000000382073_00037_34660_4595.N1	16-OCT-2008 11:09:07	Bright	38.000	68	18Alp Cas	2.2250	4500.0	76	34660	No
134	GOM_NL__2PRFIN20081016_111028_000000392073_00037_34660_4596.N1	16-OCT-2008 11:10:28	Bright	38.500	76	27Gam Cas	2.3000	30000.	77	34660	No
135	GOM_NL__2PRFIN20081016_111809_000000352073_00037_34660_4597.N1	16-OCT-2008 11:18:09	Bright	35.000	49	1Alp UMi	1.9900	6300.0	70	34660	No
136	GOM_NL__2PRFIN20081016_112623_000000342073_00037_34660_4598.N1	16-OCT-2008 11:26:23	Bright	33.500	36	50Alp UMa	1.8000	6300.0	67	34660	No
137	GOM_NL__2PRFIN20081016_112757_000000352073_00037_34660_4599.N1	16-OCT-2008 11:27:57	Bright	34.500	82	48Bet UMa	2.3650	10600.	69	34660	No
138	GOM_NL__2PRFIN20081016_113121_000000362073_00037_34660_4600.N1	16-OCT-2008 11:31:21	Bright	35.500	174	52Psi UMa	3.0040	4400.0	71	34660	No
139	GOM_NL__2PRFIN20081016_113821_000000422073_00037_34660_4601.N1	16-OCT-2008 11:38:21	Bright	42.000	166	17Eps Leo	2.9800	6000.0	84	34660	No
140	GOM_NL__2PRFIN20081016_114138_000000582073_00037_34660_4602.N1	16-OCT-2008 11:41:38	Bright	58.000	22	32Alp Leo	1.3600	15200.	116	34660	No
141	GOM_NL__2PRFIN20081016_114906_000000492073_00037_34660_4603.N1	16-OCT-2008 11:49:06	Dark	48.500	48	30Alp Hya	1.9770	4100.0	97	34660	No
142	GOM_NL__2PRFIN20081016_115838_000000512073_00037_34660_4604.N1	16-OCT-2008 11:58:38	Dark	51.000	65	Lam Vel	2.2040	4400.0	102	34660	No
143	GOM_NL__2PRFIN20081016_120150_000000462073_00038_34661_4599.N1	16-OCT-2008 12:01:50	Dark	45.500	34	Gam2Vel	1.7930	23000.	91	34661	No
144	GOM_NL__2PRFIN20081016_120608_000000452073_00038_34661_4600.N1	16-OCT-2008 12:06:08	Dark	45.000	161	Tau Pup	2.9310	4500.0	90	34661	No
145	GOM_NL__2PRFIN20081016_120728_000000482073_00038_34661_4601.N1	16-OCT-2008 12:07:28	Dark	47.500	2	Alp Car	-0.73600	7000.0	95	34661	No
146	GOM_NL__2PRFIN20081016_121507_000000362073_00038_34661_4602.N1	16-OCT-2008 12:15:07	Dark	36.000	143	Alp Hyi	2.8570	7200.0	72	34661	No
147	GOM_NL__2PRFIN20081016_121633_000000402073_00038_34661_4603.N1	16-OCT-2008 12:16:33	Dark	39.500	9	Alp Eri	0.45300	24000.	79	34661	No
148	GOM_NL__2PRFIN20081016_121911_000000452073_00038_34661_4604.N1	16-OCT-2008 12:19:11	Straylight	44.500	157	The1Eri	2.9060	9300.0	89	34661	No
149	GOM_NL__2PRFIN20081016_122808_000000442073_00038_34661_4605.N1	16-OCT-2008 12:28:08	Straylight	44.000	52	16Bet Cet	2.0370	4500.0	88	34661	No
150	GOM_NL__2PRFIN20081016_123745_000000362073_00038_34661_4606.N1	16-OCT-2008 12:37:45	Bright	36.000	140	88Gam Peg	2.8340	26000.	72	34661	No
151	GOM_NL__2PRFIN20081016_124142_000000372073_00038_34661_4607.N1	16-OCT-2008 12:41:42	Bright	37.000	58	21Alp And	2.0730	11000.	74	34661	No
152	GOM_NL__2PRFIN20081016_124409_000000412073_00038_34661_4608.N1	16-OCT-2008 12:44:09	Bright	41.000	53	43Bet And	2.0480	3300.0	82	34661	No
153	GOM_NL__2PRFIN20081016_124943_000000342073_00038_34661_4609.N1	16-OCT-2008 12:49:43	Bright	34.000	68	18Alp Cas	2.2250	4500.0	68	34661	No
154	GOM_NL__2PRFIN20081016_125104_000000372073_00038_34661_4610.N1	16-OCT-2008 12:51:04	Bright	36.500	76	27Gam Cas	2.3000	30000.	73	34661	No
155	GOM_NL__2PRFIN20081016_125845_000000362073_00038_34661_4611.N1	16-OCT-2008 12:58:45	Bright	36.000	49	1Alp UMi	1.9900	6300.0	72	34661	No
156	GOM_NL__2PRFIN20081016_130659_000000342073_00038_34661_4612.N1	16-OCT-2008 13:06:59	Bright	34.000	36	50Alp UMa	1.8000	6300.0	68	34661	No
157	GOM_NL__2PRFIN20081016_130832_000000372073_00038_34661_4613.N1	16-OCT-2008 13:08:32	Bright	36.500	82	48Bet UMa	2.3650	10600.	73	34661	No
158	GOM_NL__2PRFIN20081016_131157_000000362073_00038_34661_4614.N1	16-OCT-2008 13:11:57	Bright	35.500	174	52Psi UMa	3.0040	4400.0	71	34661	No
159	GOM_NL__2PRFIN20081016_131857_000000442073_00038_34661_4615.N1	16-OCT-2008 13:18:57	Bright	43.500	166	17Eps Leo	2.9800	6000.0	87	34661	No
160	GOM_NL__2PRFIN20081016_132214_000000402073_00038_34661_4616.N1	16-OCT-2008 13:22:14	Bright	40.000	22	32Alp Leo	1.3600	15200.	80	34661	No

161	GOM_NL__2PRFIN20081016_132943_000000532073_00038_34661_4617.N1	16-OCT-2008 13:29:43	Dark	52.500	48	30Alp Hya	1.9770	4100.0	105	34661	No
162	GOM_NL__2PRFIN20081016_133914_000000462073_00038_34661_4618.N1	16-OCT-2008 13:39:14	Dark	45.500	65	Lam Vel	2.2040	4400.0	91	34661	No
163	GOM_NL__2PRFIN20081016_134227_000000432073_00039_34662_4607.N1	16-OCT-2008 13:42:27	Dark	43.000	34	Gam2Vel	1.7930	23000.	86	34662	No
164	GOM_NL__2PRFIN20081016_134645_000000442073_00039_34662_4608.N1	16-OCT-2008 13:46:45	Dark	43.500	161	Tau Pup	2.9310	4500.0	87	34662	No
165	GOM_NL__2PRFIN20081016_134805_000000492073_00039_34662_4609.N1	16-OCT-2008 13:48:05	Dark	49.000	2	Alp Car	-0.73600	7000.0	98	34662	No
166	GOM_NL__2PRFIN20081016_135543_000000362073_00039_34662_4610.N1	16-OCT-2008 13:55:43	Dark	36.000	143	Alp Hyi	2.8570	7200.0	72	34662	No
167	GOM_NL__2PRFIN20081016_135709_000000462073_00039_34662_4611.N1	16-OCT-2008 13:57:09	Dark	45.500	9	Alp Eri	0.45300	24000.	91	34662	No
168	GOM_NL__2PRFIN20081016_135947_000000442073_00039_34662_4612.N1	16-OCT-2008 13:59:47	Straylight	43.500	157	The1Eri	2.9060	9300.0	87	34662	No
169	GOM_NL__2PRFIN20081016_140844_000000442073_00039_34662_4613.N1	16-OCT-2008 14:08:44	Straylight	43.500	52	16Bet Cet	2.0370	4500.0	87	34662	No
170	GOM_NL__2PRFIN20081016_141821_000000352073_00039_34662_4614.N1	16-OCT-2008 14:18:21	Bright	35.000	140	88Gam Peg	2.8340	26000.	70	34662	No
171	GOM_NL__2PRFIN20081016_142218_000000372073_00039_34662_4615.N1	16-OCT-2008 14:22:18	Bright	36.500	58	21Alp And	2.0730	11000.	73	34662	No
172	GOM_NL__2PRFIN20081016_142445_000000392073_00039_34662_4616.N1	16-OCT-2008 14:24:45	Bright	39.000	53	43Bet And	2.0480	3300.0	78	34662	No
173	GOM_NL__2PRFIN20081016_143019_000000382073_00039_34662_4617.N1	16-OCT-2008 14:30:19	Bright	37.500	68	18Alp Cas	2.2250	4500.0	75	34662	No
174	GOM_NL__2PRFIN20081016_143139_000000382073_00039_34662_4618.N1	16-OCT-2008 14:31:39	Bright	37.500	76	27Gam Cas	2.3000	30000.	75	34662	No
175	GOM_NL__2PRFIN20081016_143921_000000342073_00039_34662_4619.N1	16-OCT-2008 14:39:21	Bright	33.500	49	1Alp UMi	1.9900	6300.0	67	34662	No
176	GOM_NL__2PRFIN20081016_144735_000000362073_00039_34662_4620.N1	16-OCT-2008 14:47:35	Bright	36.000	36	50Alp UMa	1.8000	6300.0	72	34662	No
177	GOM_NL__2PRFIN20081016_144909_000000352073_00039_34662_4621.N1	16-OCT-2008 14:49:09	Bright	34.500	82	48Bet UMa	2.3650	10600.	69	34662	No
178	GOM_NL__2PRFIN20081016_145233_000000352073_00039_34662_4622.N1	16-OCT-2008 14:52:33	Bright	34.500	174	52Psi UMa	3.0040	4400.0	69	34662	No
179	GOM_NL__2PRFIN20081016_145933_000000512073_00039_34662_4623.N1	16-OCT-2008 14:59:33	Bright	51.000	166	17Eps Leo	2.9800	6000.0	102	34662	No
180	GOM_NL__2PRFIN20081016_150251_000000582073_00039_34662_4624.N1	16-OCT-2008 15:02:51	Bright	58.000	22	32Alp Leo	1.3600	15200.	116	34662	No
181	GOM_NL__2PRFIN20081016_151020_000000582073_00039_34662_4625.N1	16-OCT-2008 15:10:20	Dark	57.500	48	30Alp Hya	1.9770	4100.0	115	34662	No
182	GOM_NL__2PRFIN20081016_151951_000000462073_00039_34662_4626.N1	16-OCT-2008 15:19:51	Dark	45.500	65	Lam Vel	2.2040	4400.0	91	34662	No
183	GOM_NL__2PRFIN20081016_152304_000000422073_00040_34663_4633.N1	16-OCT-2008 15:23:04	Dark	41.500	34	Gam2Vel	1.7930	23000.	83	34663	No
184	GOM_NL__2PRFIN20081016_152722_000000452073_00040_34663_4634.N1	16-OCT-2008 15:27:22	Dark	45.000	161	Tau Pup	2.9310	4500.0	90	34663	No
185	GOM_NL__2PRFIN20081016_152842_000000472073_00040_34663_4635.N1	16-OCT-2008 15:28:42	Dark	46.500	2	Alp Car	-0.73600	7000.0	93	34663	No
186	GOM_NL__2PRFIN20081016_153619_000000372073_00040_34663_4636.N1	16-OCT-2008 15:36:19	Dark	36.500	143	Alp Hyi	2.8570	7200.0	73	34663	No
187	GOM_NL__2PRFIN20081016_153746_000000472073_00040_34663_4637.N1	16-OCT-2008 15:37:46	Dark	47.000	9	Alp Eri	0.45300	24000.	94	34663	No
188	GOM_NL__2PRFIN20081016_154024_000000442073_00040_34663_4638.N1	16-OCT-2008 15:40:24	Straylight	43.500	157	The1Eri	2.9060	9300.0	87	34663	No
189	GOM_NL__2PRFIN20081016_154920_000000442073_00040_34663_4639.N1	16-OCT-2008 15:49:20	Straylight	43.500	52	16Bet Cet	2.0370	4500.0	87	34663	No
190	GOM_NL__2PRFIN20081016_155857_000000362073_00040_34663_4640.N1	16-OCT-2008 15:58:57	Bright	35.500	140	88Gam Peg	2.8340	26000.	71	34663	No
191	GOM_NL__2PRFIN20081016_160254_000000362073_00040_34663_4641.N1	16-OCT-2008 16:02:54	Bright	36.000	58	21Alp And	2.0730	11000.	72	34663	No
192	GOM_NL__2PRFIN20081016_160521_000000422073_00040_34663_4642.N1	16-OCT-2008 16:05:21	Bright	42.000	53	43Bet And	2.0480	3300.0	84	34663	No
193	GOM_NL__2PRFIN20081016_161054_000000362073_00040_34663_4643.N1	16-OCT-2008 16:10:54	Bright	36.000	68	18Alp Cas	2.2250	4500.0	72	34663	No
194	GOM_NL__2PRFIN20081016_161215_000000352073_00040_34663_4644.N1	16-OCT-2008 16:12:15	Bright	34.500	76	27Gam Cas	2.3000	30000.	69	34663	No
195	GOM_NL__2PRFIN20081016_161957_000000372073_00040_34663_4645.N1	16-OCT-2008 16:19:57	Bright	36.500	49	1Alp UMi	1.9900	6300.0	73	34663	No
196	GOM_NL__2PRFIN20081016_162811_000000382073_00040_34663_4646.N1	16-OCT-2008 16:28:11	Bright	38.000	36	50Alp UMa	1.8000	6300.0	76	34663	No
197	GOM_NL__2PRFIN20081016_162944_000000362073_00040_34663_4647.N1	16-OCT-2008 16:29:44	Bright	36.000	82	48Bet UMa	2.3650	10600.	72	34663	No
198	GOM_NL__2PRFIN20081016_163309_000000372073_00040_34663_4648.N1	16-OCT-2008 16:33:09	Bright	36.500	174	52Psi UMa	3.0040	4400.0	73	34663	No
199	GOM_NL__2PRFIN20081016_164009_000000512073_00040_34663_4649.N1	16-OCT-2008 16:40:09	Bright	51.000	166	17Eps Leo	2.9800	6000.0	102	34663	No
200	GOM_NL__2PRFIN20081016_164327_000000412073_00040_34663_4650.N1	16-OCT-2008 16:43:27	Bright	41.000	22	32Alp Leo	1.3600	15200.	82	34663	No
201	GOM_NL__2PRFIN20081016_165057_000000552073_00040_34663_4651.N1	16-OCT-2008 16:50:57	Dark	55.000	48	30Alp Hya	1.9770	4100.0	110	34663	No
202	GOM_NL__2PRFIN20081016_170027_000000522073_00040_34663_4652.N1	16-OCT-2008 17:00:27	Dark	52.000	65	Lam Vel	2.2040	4400.0	104	34663	No
203	GOM_NL__2PRFIN20081016_170340_000000432073_00041_34664_4653.N1	16-OCT-2008 17:03:40	Dark	42.500	34	Gam2Vel	1.7930	23000.	85	34664	No
204	GOM_NL__2PRFIN20081016_170759_000000442073_00041_34664_4654.N1	16-OCT-2008 17:07:59	Dark	44.000	161	Tau Pup	2.9310	4500.0	88	34664	No
205	GOM_NL__2PRFIN20081016_170919_000000482073_00041_34664_4655.N1	16-OCT-2008 17:09:19	Dark	47.500	2	Alp Car	-0.73600	7000.0	95	34664	No
206	GOM_NL__2PRFIN20081016_171656_000000382073_00041_34664_4656.N1	16-OCT-2008 17:16:56	Dark	37.500	143	Alp Hyi	2.8570	7200.0	75	34664	No
207	GOM_NL__2PRFIN20081016_171822_000000482073_00041_34664_4657.N1	16-OCT-2008 17:18:22	Dark	48.000	9	Alp Eri	0.45300	24000.	96	34664	No
208	GOM_NL__2PRFIN20081016_172100_000000432073_00041_34664_4658.N1	16-OCT-2008 17:21:00	Straylight	43.000	157	The1Eri	2.9060	9300.0	86	34664	No
209	GOM_NL__2PRFIN20081016_172957_000000432073_00041_34664_4659.N1	16-OCT-2008 17:29:57	Straylight	42.500	52	16Bet Cet	2.0370	4500.0	85	34664	No
210	GOM_NL__2PRFIN20081016_173934_000000372073_00041_34664_4660.N1	16-OCT-2008 17:39:34	Bright	36.500	140	88Gam Peg	2.8340	26000.	73	34664	No
211	GOM_NL__2PRFIN20081016_174330_000000362073_00041_34664_4661.N1	16-OCT-2008 17:43:30	Bright	36.000	58	21Alp And	2.0730	11000.	72	34664	No
212	GOM_NL__2PRFIN20081016_174556_000000382073_00041_34664_4662.N1	16-OCT-2008 17:45:56	Bright	38.000	53	43Bet And	2.0480	3300.0	76	34664	No
213	GOM_NL__2PRFIN20081016_175130_000000382073_00041_34664_4663.N1	16-OCT-2008 17:51:30	Bright	38.000	68	18Alp Cas	2.2250	4500.0	76	34664	No
214	GOM_NL__2PRFIN20081016_175251_000000382073_00041_34664_4664.N1	16-OCT-2008 17:52:51	Bright	37.500	76	27Gam Cas	2.3000	30000.	75	34664	No
215	GOM_NL__2PRFIN20081016_180033_000000362073_00041_34664_4665.N1	16-OCT-2008 18:00:33	Bright	35.500	49	1Alp UMi	1.9900	6300.0	71	34664	No
216	GOM_NL__2PRFIN20081016_180847_000000362073_00041_34664_4666.N1	16-OCT-2008 18:08:47	Bright	35.500	36	50Alp UMa	1.8000	6300.0	71	34664	No
217	GOM_NL__2PRFIN20081016_181021_000000352073_00041_34664_4667.N1	16-OCT-2008 18:10:21	Bright	35.000	82	48Bet UMa	2.3650	10600.	70	34664	No
218	GOM_NL__2PRFIN20081016_181345_000000352073_00041_34664_4668.N1	16-OCT-2008 18:13:45	Bright	34.500	174	52Psi UMa	3.0040	4400.0	69	34664	No
219	GOM_NL__2PRFIN20081016_182046_000000402073_00041_34664_4669.N1	16-OCT-2008 18:20:46	Bright	40.000	166	17Eps Leo	2.9800	6000.0	80	34664	No

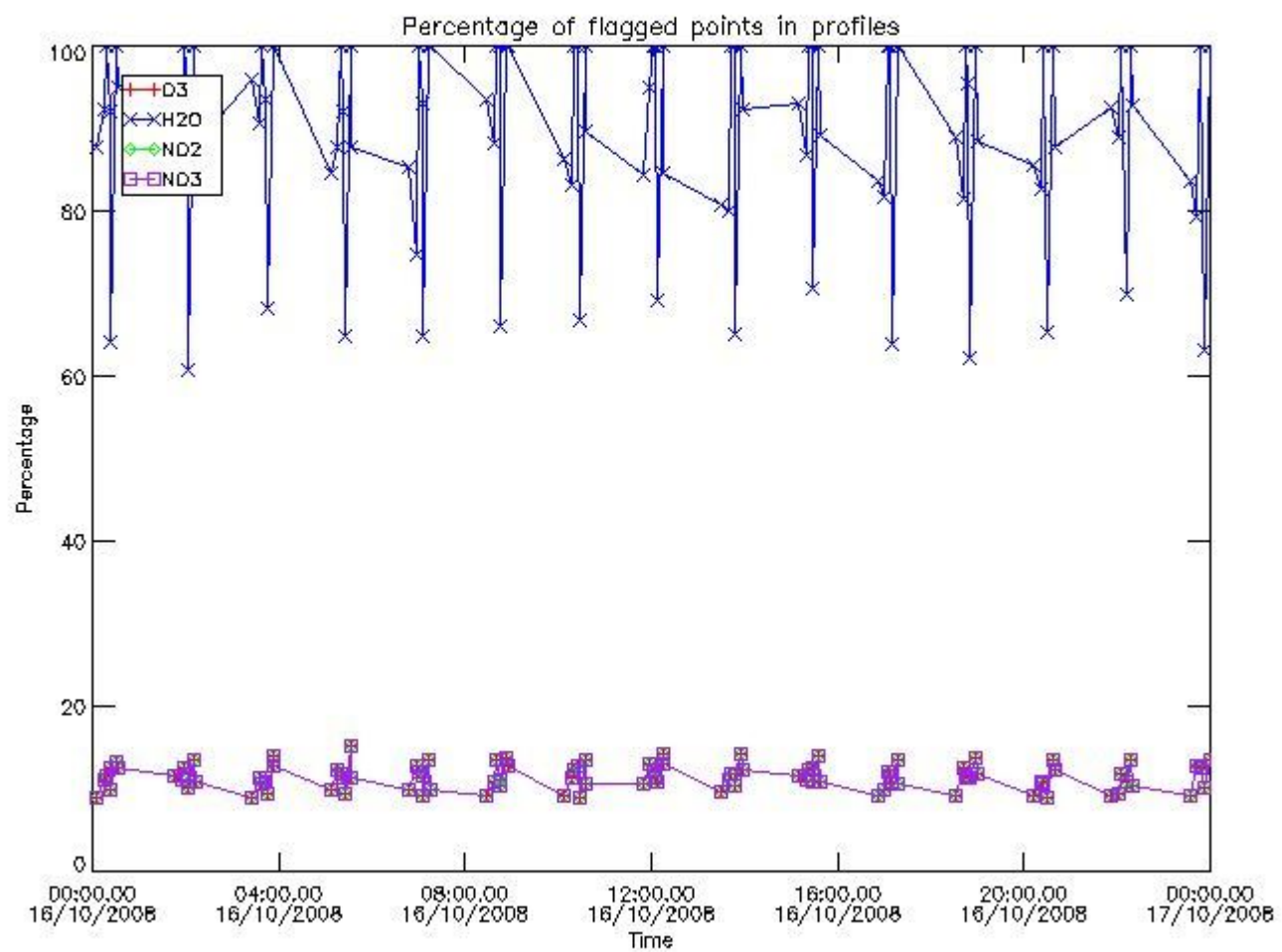
220	GOM_NL__2PRFIN20081016_182403_000000402073_00041_34664_4670.N1	16-OCT-2008 18:24:03	Bright	40.000	22	32Alp Leo	1.3600	15200.	80	34664	No
221	GOM_NL__2PRFIN20081016_183133_000000552073_00041_34664_4671.N1	16-OCT-2008 18:31:33	Dark	55.000	48	30Alp Hya	1.9770	4100.0	110	34664	No
222	GOM_NL__2PRFIN20081016_184104_000000412073_00041_34664_4672.N1	16-OCT-2008 18:41:04	Dark	41.000	65	Lam Vel	2.2040	4400.0	82	34664	No
223	GOM_NL__2PRFIN20081016_184417_000000452073_00042_34665_4665.N1	16-OCT-2008 18:44:17	Dark	44.500	34	Gam2Vel	1.7930	23000.	89	34665	No
224	GOM_NL__2PRFIN20081016_184835_000000452073_00042_34665_4666.N1	16-OCT-2008 18:48:35	Dark	45.000	161	Tau Pup	2.9310	4500.0	90	34665	No
225	GOM_NL__2PRFIN20081016_184955_000000502073_00042_34665_4667.N1	16-OCT-2008 18:49:55	Dark	49.500	2	Alp Car	-0.73600	7000.0	99	34665	No
226	GOM_NL__2PRFIN20081016_185732_000000372073_00042_34665_4668.N1	16-OCT-2008 18:57:32	Dark	37.000	143	Alp Hyi	2.8570	7200.0	74	34665	No
227	GOM_NL__2PRFIN20081016_185858_000000442073_00042_34665_4669.N1	16-OCT-2008 18:58:58	Dark	43.500	9	Alp Eri	0.45300	24000.	87	34665	No
228	GOM_NL__2PRFIN20081016_190137_000000442073_00042_34665_4670.N1	16-OCT-2008 19:01:37	Straylight	44.000	157	The1Eri	2.9060	9300.0	88	34665	No
229	GOM_NL__2PRFIN20081016_191033_000000442073_00042_34665_4671.N1	16-OCT-2008 19:10:33	Straylight	44.000	52	16Bet Cet	2.0370	4500.0	88	34665	No
230	GOM_NL__2PRFIN20081016_192009_000000362073_00042_34665_4672.N1	16-OCT-2008 19:20:09	Bright	35.500	140	88Gam Peg	2.8340	26000.	71	34665	No
231	GOM_NL__2PRFIN20081016_192406_000000372073_00042_34665_4673.N1	16-OCT-2008 19:24:06	Bright	36.500	58	21Alp And	2.0730	11000.	73	34665	No
232	GOM_NL__2PRFIN20081016_192632_000000422073_00042_34665_4674.N1	16-OCT-2008 19:26:32	Bright	41.500	53	43Bet And	2.0480	3300.0	83	34665	No
233	GOM_NL__2PRFIN20081016_193206_000000382073_00042_34665_4675.N1	16-OCT-2008 19:32:06	Bright	37.500	68	18Alp Cas	2.2250	4500.0	75	34665	No
234	GOM_NL__2PRFIN20081016_193327_000000382073_00042_34665_4676.N1	16-OCT-2008 19:33:27	Bright	37.500	76	27Gam Cas	2.3000	30000.	75	34665	No
235	GOM_NL__2PRFIN20081016_194109_000000362073_00042_34665_4677.N1	16-OCT-2008 19:41:09	Bright	36.000	49	1Alp UMi	1.9900	6300.0	72	34665	No
236	GOM_NL__2PRFIN20081016_194923_000000372073_00042_34665_4678.N1	16-OCT-2008 19:49:23	Bright	37.000	36	50Alp UMa	1.8000	6300.0	74	34665	No
237	GOM_NL__2PRFIN20081016_195057_000000352073_00042_34665_4679.N1	16-OCT-2008 19:50:57	Bright	35.000	82	48Bet UMa	2.3650	10600.	70	34665	No
238	GOM_NL__2PRFIN20081016_195421_000000362073_00042_34665_4680.N1	16-OCT-2008 19:54:21	Bright	36.000	174	52Psi UMa	3.0040	4400.0	72	34665	No
239	GOM_NL__2PRFIN20081016_200122_000000402073_00042_34665_4681.N1	16-OCT-2008 20:01:22	Bright	40.000	166	17Eps Leo	2.9800	6000.0	80	34665	No
240	GOM_NL__2PRFIN20081016_200440_000000582073_00042_34665_4682.N1	16-OCT-2008 20:04:40	Bright	58.000	22	32Alp Leo	1.3600	15200.	116	34665	No
241	GOM_NL__2PRFIN20081016_201210_000000562073_00042_34665_4683.N1	16-OCT-2008 20:12:10	Dark	55.500	48	30Alp Hya	1.9770	4100.0	111	34665	No
242	GOM_NL__2PRFIN20081016_202141_000000472073_00042_34665_4684.N1	16-OCT-2008 20:21:41	Dark	46.500	65	Lam Vel	2.2040	4400.0	93	34665	No
243	GOM_NL__2PRFIN20081016_202454_000000482073_00043_34666_4688.N1	16-OCT-2008 20:24:54	Dark	48.000	34	Gam2Vel	1.7930	23000.	96	34666	No
244	GOM_NL__2PRFIN20081016_203032_000000572073_00043_34666_4689.N1	16-OCT-2008 20:30:32	Dark	56.500	2	Alp Car	-0.73600	7000.0	113	34666	No
245	GOM_NL__2PRFIN20081016_203808_000000382073_00043_34666_4690.N1	16-OCT-2008 20:38:08	Dark	37.500	143	Alp Hyi	2.8570	7200.0	75	34666	No
246	GOM_NL__2PRFIN20081016_203934_000000462073_00043_34666_4691.N1	16-OCT-2008 20:39:34	Dark	45.500	9	Alp Eri	0.45300	24000.	91	34666	No
247	GOM_NL__2PRFIN20081016_204213_000000452073_00043_34666_4692.N1	16-OCT-2008 20:42:13	Straylight	45.000	157	The1Eri	2.9060	9300.0	90	34666	No
248	GOM_NL__2PRFIN20081016_205109_000000442073_00043_34666_4693.N1	16-OCT-2008 20:51:09	Straylight	44.000	52	16Bet Cet	2.0370	4500.0	88	34666	No
249	GOM_NL__2PRFIN20081016_210045_000000362073_00043_34666_4694.N1	16-OCT-2008 21:00:45	Bright	36.000	140	88Gam Peg	2.8340	26000.	72	34666	No
250	GOM_NL__2PRFIN20081016_210442_000000372073_00043_34666_4695.N1	16-OCT-2008 21:04:42	Bright	36.500	58	21Alp And	2.0730	11000.	73	34666	No
251	GOM_NL__2PRFIN20081016_210708_000000392073_00043_34666_4696.N1	16-OCT-2008 21:07:08	Bright	38.500	53	43Bet And	2.0480	3300.0	77	34666	No
252	GOM_NL__2PRFIN20081016_211242_000000392073_00043_34666_4697.N1	16-OCT-2008 21:12:42	Bright	38.500	68	18Alp Cas	2.2250	4500.0	77	34666	No
253	GOM_NL__2PRFIN20081016_211403_000000372073_00043_34666_4698.N1	16-OCT-2008 21:14:03	Bright	37.000	76	27Gam Cas	2.3000	30000.	74	34666	No
254	GOM_NL__2PRFIN20081016_212144_000000362073_00043_34666_4699.N1	16-OCT-2008 21:21:44	Bright	36.000	49	1Alp UMi	1.9900	6300.0	72	34666	No
255	GOM_NL__2PRFIN20081016_212959_000000372073_00043_34666_4700.N1	16-OCT-2008 21:29:59	Bright	36.500	36	50Alp UMa	1.8000	6300.0	73	34666	No
256	GOM_NL__2PRFIN20081016_213132_000000532073_00043_34666_4701.N1	16-OCT-2008 21:31:32	Bright	52.500	82	48Bet UMa	2.3650	10600.	105	34666	No
257	GOM_NL__2PRFIN20081016_213457_000000352073_00043_34666_4702.N1	16-OCT-2008 21:34:57	Bright	35.000	174	52Psi UMa	3.0040	4400.0	70	34666	No
258	GOM_NL__2PRFIN20081016_214158_000000282073_00043_34666_4703.N1	16-OCT-2008 21:41:58	Tw_i_and_stray	28.000	166	17Eps Leo	2.9800	6000.0	56	34666	No
259	GOM_NL__2PRFIN20081016_214516_000000412073_00043_34666_4704.N1	16-OCT-2008 21:45:16	Bright	41.000	22	32Alp Leo	1.3600	15200.	82	34666	No
260	GOM_NL__2PRFIN20081016_215246_000000612073_00043_34666_4705.N1	16-OCT-2008 21:52:46	Dark	60.500	48	30Alp Hya	1.9770	4100.0	121	34666	No
261	GOM_NL__2PRFIN20081016_220217_000000552073_00043_34666_4706.N1	16-OCT-2008 22:02:17	Dark	54.500	65	Lam Vel	2.2040	4400.0	109	34666	No
262	GOM_NL__2PRFIN20081016_220530_000000432073_00044_34667_4705.N1	16-OCT-2008 22:05:30	Dark	43.000	34	Gam2Vel	1.7930	23000.	86	34667	No
263	GOM_NL__2PRFIN20081016_221109_000000472073_00044_34667_4706.N1	16-OCT-2008 22:11:09	Dark	47.000	2	Alp Car	-0.73600	7000.0	94	34667	No
264	GOM_NL__2PRFIN20081016_221844_000000382073_00044_34667_4707.N1	16-OCT-2008 22:18:44	Dark	38.000	143	Alp Hyi	2.8570	7200.0	76	34667	No
265	GOM_NL__2PRFIN20081016_222010_000000502073_00044_34667_4708.N1	16-OCT-2008 22:20:10	Dark	49.500	9	Alp Eri	0.45300	24000.	99	34667	No
266	GOM_NL__2PRFIN20081016_222250_000000452073_00044_34667_4709.N1	16-OCT-2008 22:22:50	Straylight	44.500	157	The1Eri	2.9060	9300.0	89	34667	No
267	GOM_NL__2PRFIN20081016_223145_000000432073_00044_34667_4710.N1	16-OCT-2008 22:31:45	Straylight	42.500	52	16Bet Cet	2.0370	4500.0	85	34667	No
268	GOM_NL__2PRFIN20081016_224121_000000362073_00044_34667_4711.N1	16-OCT-2008 22:41:21	Bright	35.500	140	88Gam Peg	2.8340	26000.	71	34667	No
269	GOM_NL__2PRFIN20081016_224518_000000372073_00044_34667_4712.N1	16-OCT-2008 22:45:18	Bright	36.500	58	21Alp And	2.0730	11000.	73	34667	No
270	GOM_NL__2PRFIN20081016_224743_000000412073_00044_34667_4713.N1	16-OCT-2008 22:47:43	Bright	41.000	53	43Bet And	2.0480	3300.0	82	34667	No
271	GOM_NL__2PRFIN20081016_225317_000000382073_00044_34667_4714.N1	16-OCT-2008 22:53:17	Bright	37.500	68	18Alp Cas	2.2250	4500.0	75	34667	No
272	GOM_NL__2PRFIN20081016_225438_000000382073_00044_34667_4715.N1	16-OCT-2008 22:54:38	Bright	37.500	76	27Gam Cas	2.3000	30000.	75	34667	No
273	GOM_NL__2PRFIN20081016_230220_000000352073_00044_34667_4716.N1	16-OCT-2008 23:02:20	Bright	35.000	49	1Alp UMi	1.9900	6300.0	70	34667	No
274	GOM_NL__2PRFIN20081016_231035_000000392073_00044_34667_4717.N1	16-OCT-2008 23:10:35	Bright	38.500	36	50Alp UMa	1.8000	6300.0	77	34667	No
275	GOM_NL__2PRFIN20081016_231208_000000412073_00044_34667_4718.N1	16-OCT-2008 23:12:08	Bright	41.000	82	48Bet UMa	2.3650	10600.	82	34667	No
276	GOM_NL__2PRFIN20081016_231533_000000532073_00044_34667_4719.N1	16-OCT-2008 23:15:33	Bright	53.000	174	52Psi UMa	3.0040	4400.0	106	34667	No
277	GOM_NL__2PRFIN20081016_232234_000000282073_00044_34667_4720.N1	16-OCT-2008 23:22:34	Tw_i_and_stray	28.000	166	17Eps Leo	2.9800	6000.0	56	34667	No
278	GOM_NL__2PRFIN20081016_232552_000000422073_00044_34667_4721.N1	16-OCT-2008 23:25:52	Bright	42.000	22	32Alp Leo	1.3600	15200.	84	34667	No

279	GOM_NL__2PRFIN20081016_233323_00000562073_00044_34667_4722.N1	16-OCT-2008 23:33:23	Dark	55.500	48	30Alp Hya	1.9770	4100.0	111	34667	No
280	GOM_NL__2PRFIN20081016_234254_00000442073_00044_34667_4723.N1	16-OCT-2008 23:42:54	Dark	44.000	65	Lam Vel	2.2040	4400.0	88	34667	No
281	GOM_NL__2PRFIN20081016_234607_00000412073_00045_34668_4719.N1	16-OCT-2008 23:46:07	Dark	41.000	34	Gam2Vel	1.7930	23000.	82	34668	No
282	GOM_NL__2PRFIN20081016_235145_00000512073_00045_34668_4720.N1	16-OCT-2008 23:51:45	Dark	50.500	2	Alp Car	-0.73600	7000.0	101	34668	No
283	GOM_NL__2PRFIN20081016_235920_00000382073_00045_34668_4721.N1	16-OCT-2008 23:59:20	Dark	38.000	143	Alp Hyi	2.8570	7200.0	76	34668	No

3. Quality information per product

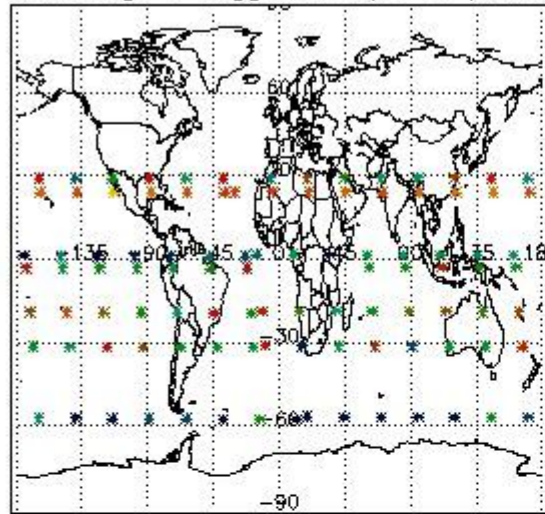
In this section it is plotted some information contained in the Quality Summary data set of the level 2 products. Only products in dark limb conditions and without errors (error flag in the MPH set to "0") are used.

3.1 Plot quality information per product (time dependant)

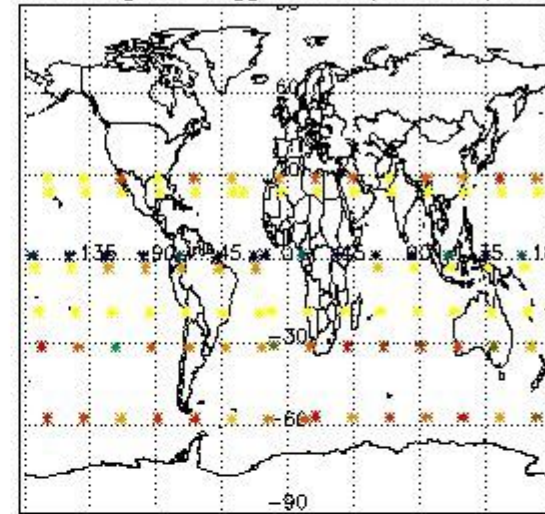


3.2 Plot quality information per product (world map)


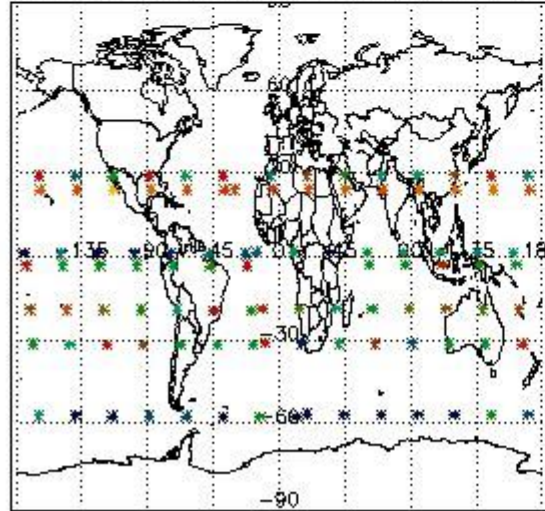
Percentage of flagged data per O3 profile



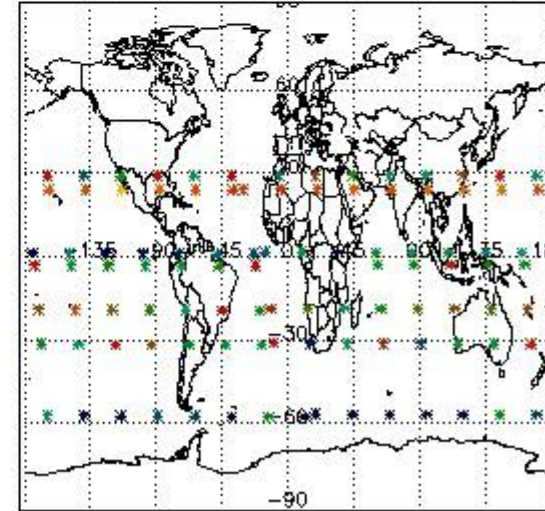
Percentage of flagged data per H2O profile



Percentage of flagged data per NO2 profile



Percentage of flagged data per NO3 profile

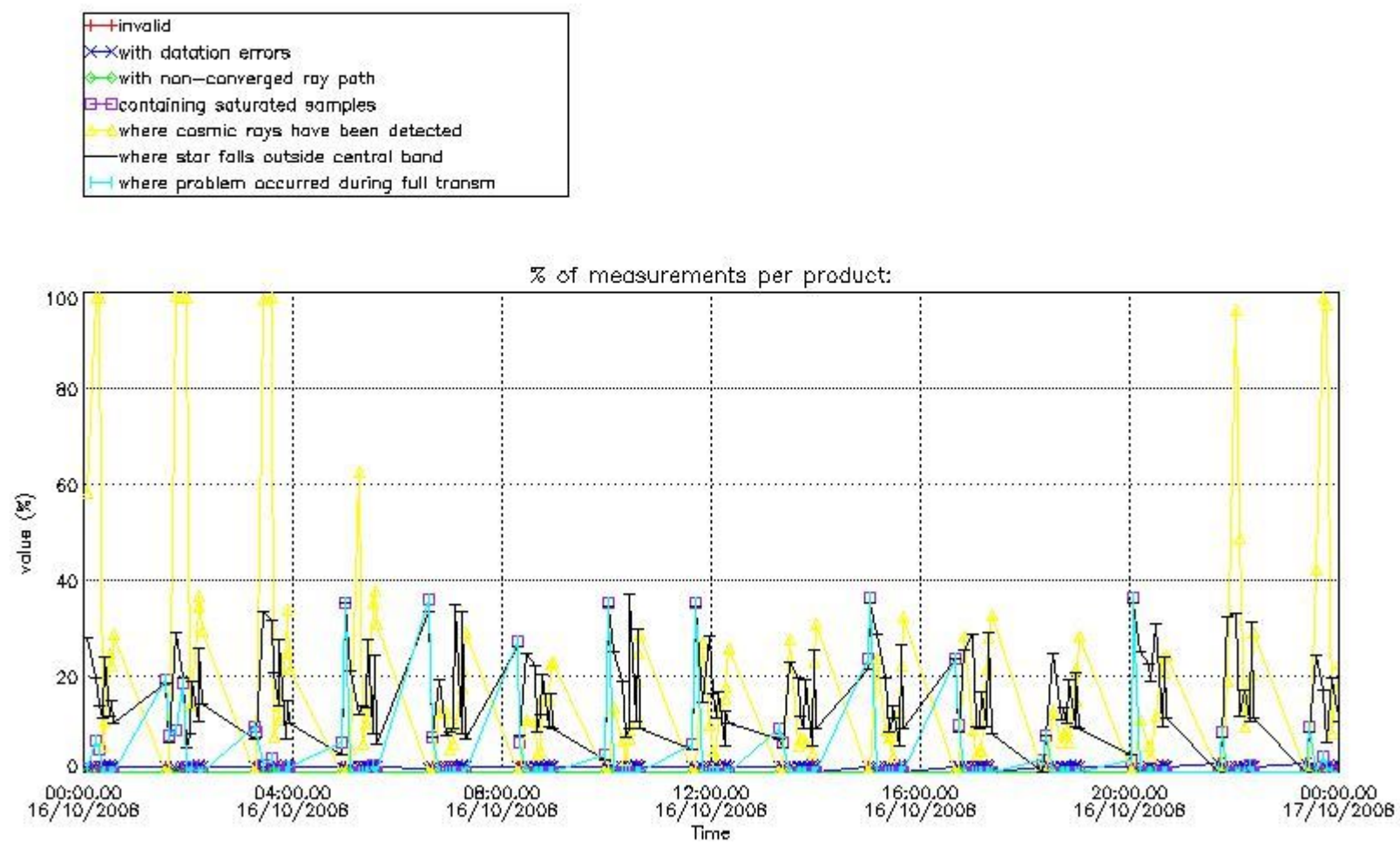


4. Level 1 quality information per product

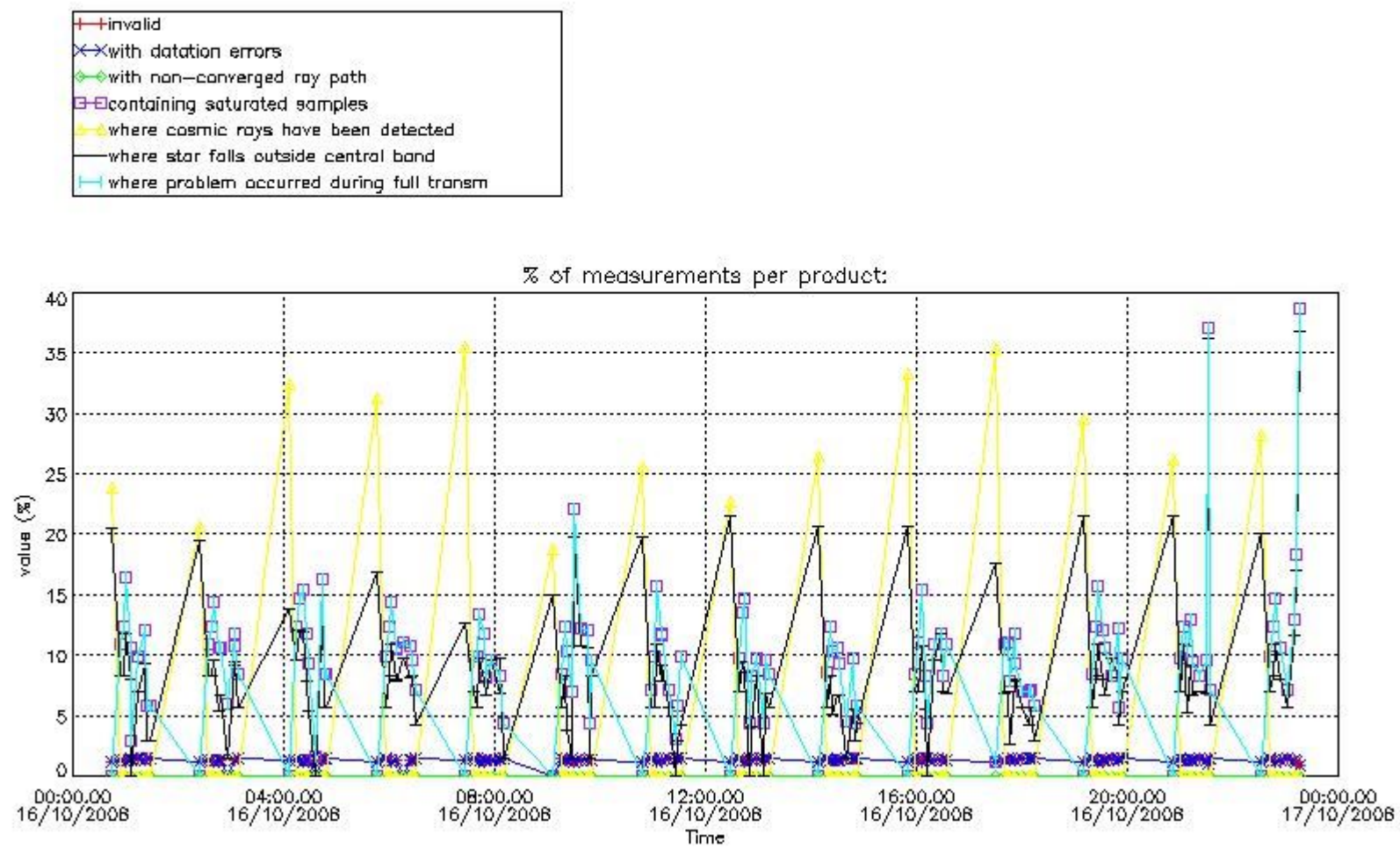
In this section it is plotted some information contained in the Quality Summary data set of the level 2 products that comes from the level 1b processing. Products without errors (error flag in the MPH set to "0") are used.

4.1 Plot quality information per product (time dependant) coming from level 1b processing

4.1.1 Plot level 1 quality information per product (time dependant): ENVISAT ASCENDING passes



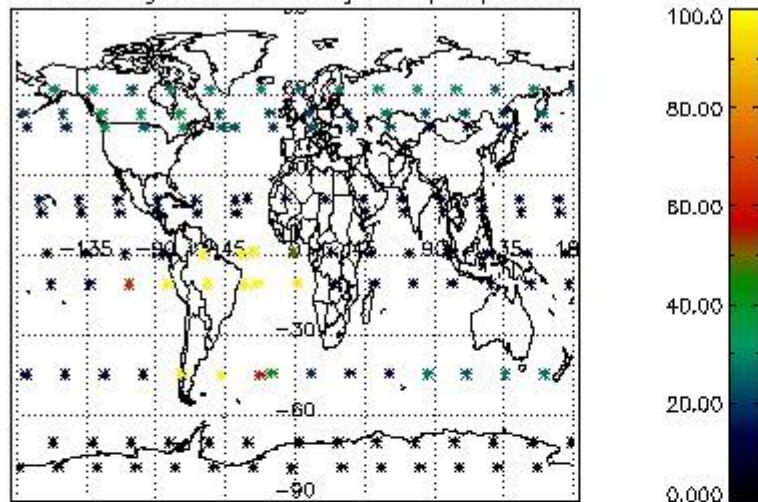
4.1.2 Plot level 1 quality information per product (time dependant): ENVI SAT DESCENDING passes



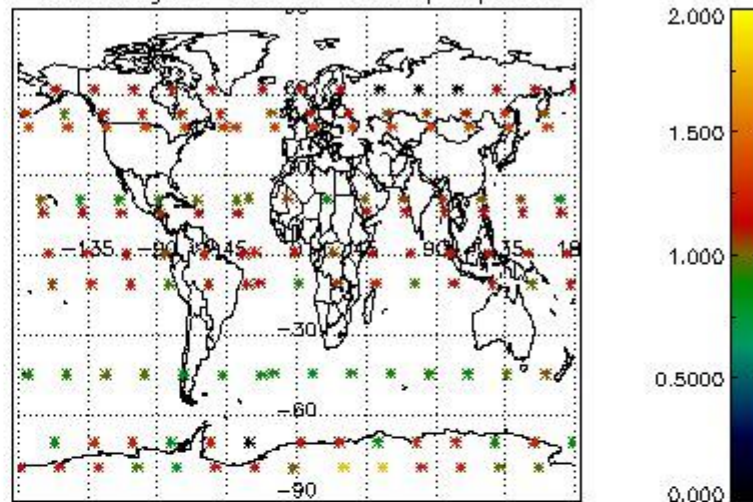
4.2 Plot quality information per product coming from level 1b processing (world map)

4.2.1 Plot level 1 quality information per product (world map): ENVISAT ASCENDING passes

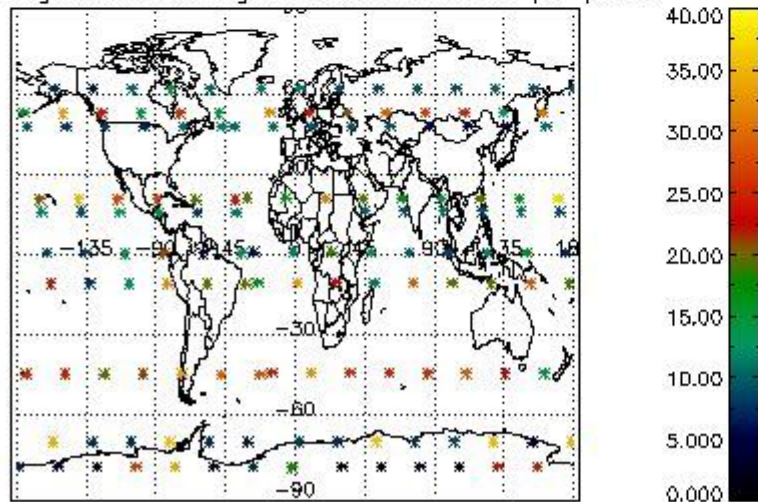
Percentage of cosmic ray hits per profile



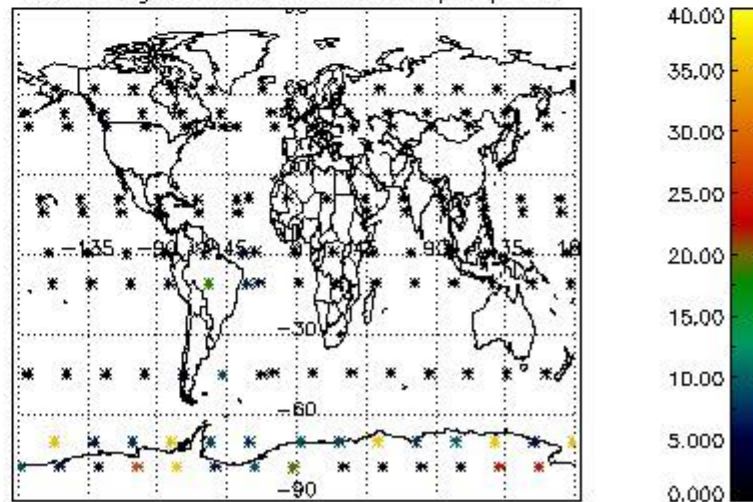
Percentage of datation errors per profile



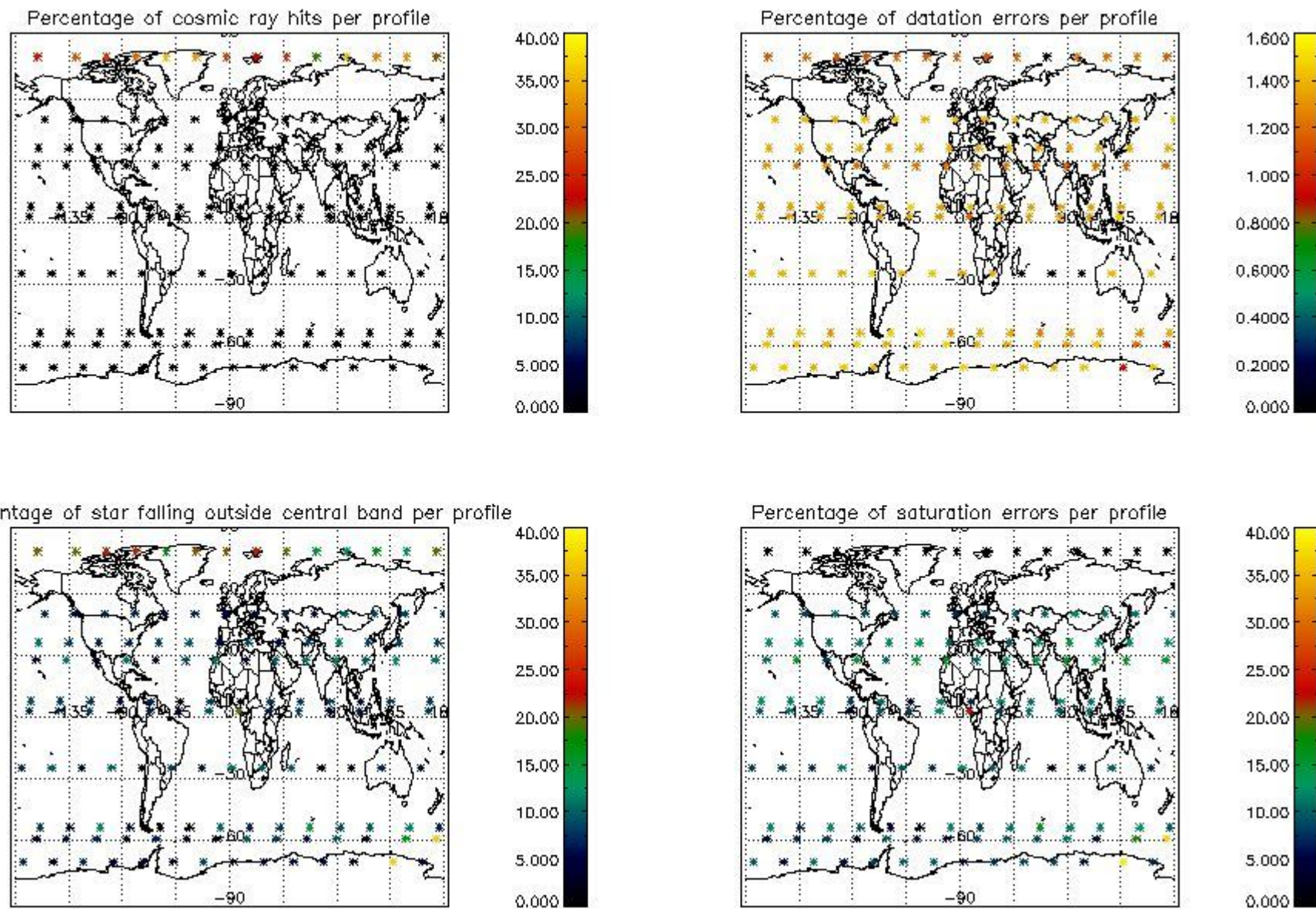
Percentage of star falling outside central band per profile



Percentage of saturation errors per profile



4.2.2 Plot level 1 quality information per product (world map): ENVISAT DESCENDING passes



5. Trace gas profiles

5.1 Ozone statistics based on quality of products

The final quality of the products can be "measured" using the STD (Standard Deviation) attached to every point profile. This information is written to the parameter GOM_NL__2P/NL_LOCAL_SPECIES_DENSITY/o3_std of the level 2 products. The table below shows the statistics for given STD ranges.

The statistics are given with respect to the overall valid production:

- Products without fatal errors: GOM_NL__2P/MPH/PRODUCT_ERR=0
- Valid point profile: GOM_NL__2P/NL_LOCAL_SPECIES_DENSITY/pcd(0)=0

The 'Criteria' is applied to valid points of dark limb products:

- Products in dark limb illumination condition: GOM_NL__2P/NL_SUMMARY_QUALITY/obs_ill_cond=0
- Products without fatal errors: GOM_NL__2P/MPH/PRODUCT_ERR=0
- Valid point profile: GOM_NL__2P/NL_LOCAL_SPECIES_DENSITY/pcd(0)=0

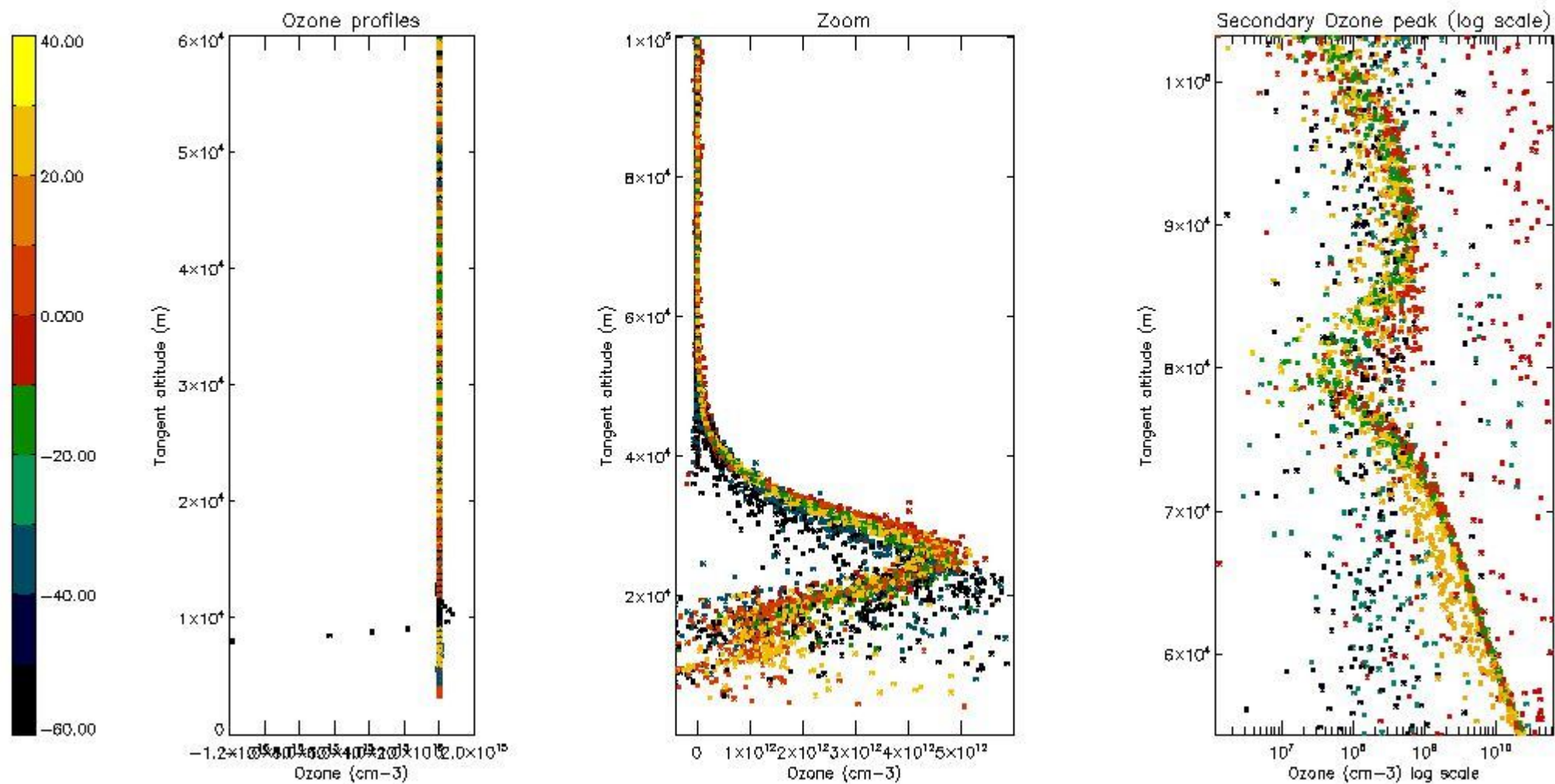
So, the table below shows the percentage of dark limb and valid observations for each criteria with respect to the overall valid daily observations.

Criteria	% of total production
All STD	41
STD < 20	20

STD < 10	14
STD < 5	10

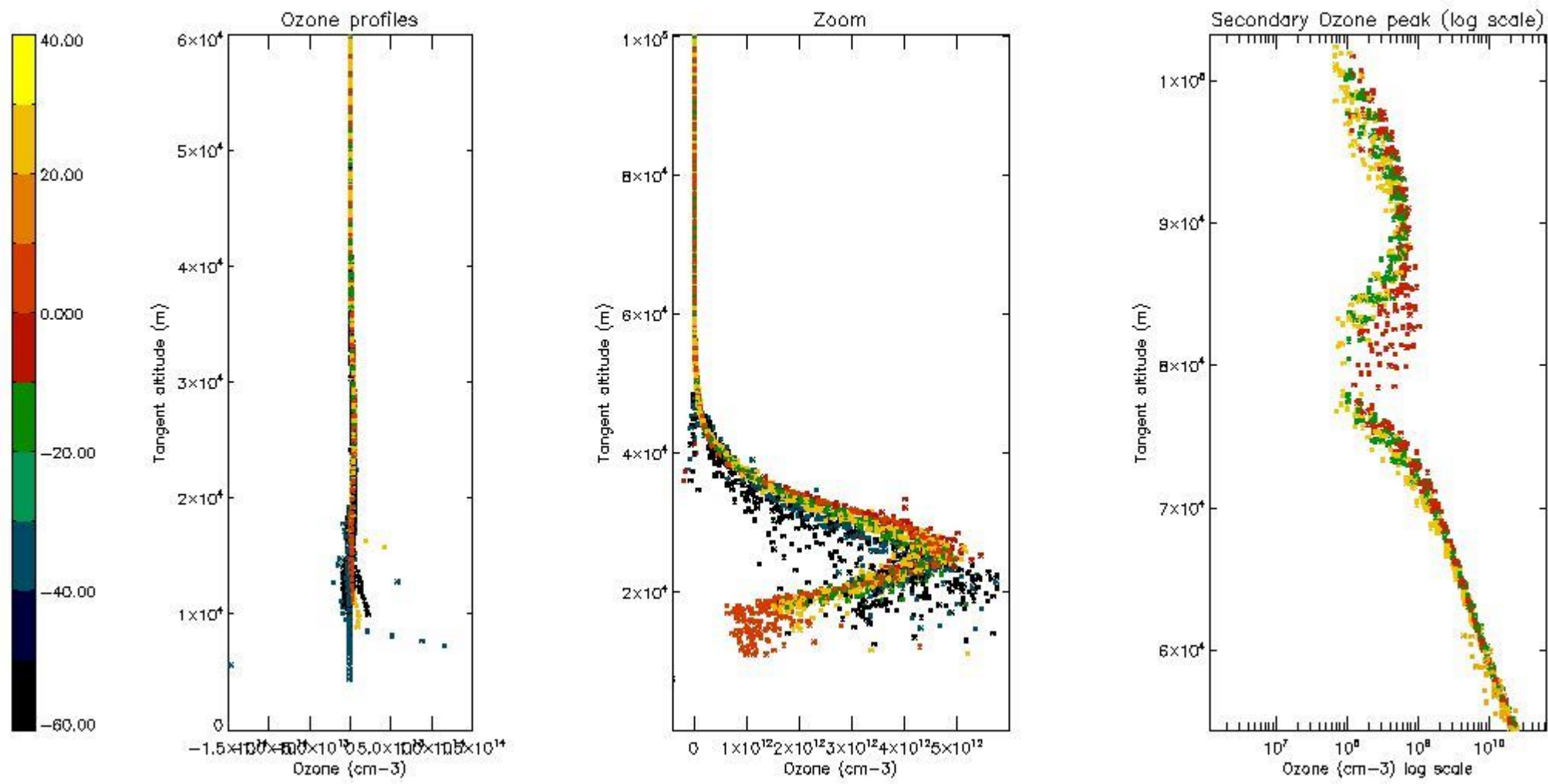
5.2 Plot ozone profiles for all STD (dark without errors)

The colorbar represents the latitude.



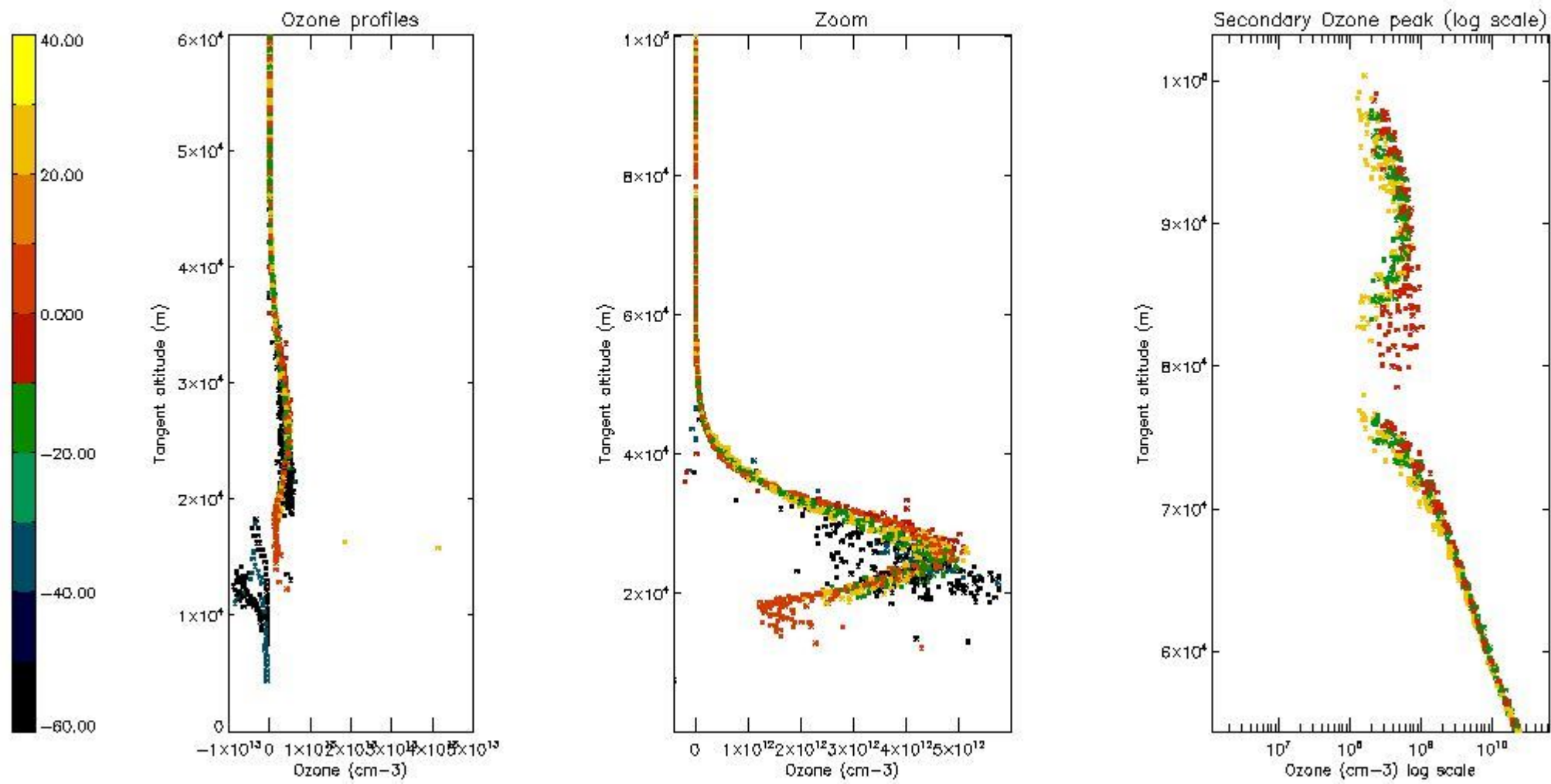
5.3 Plot ozone profiles where STD < 20% (dark without errors)

The colorbar represents the latitude.



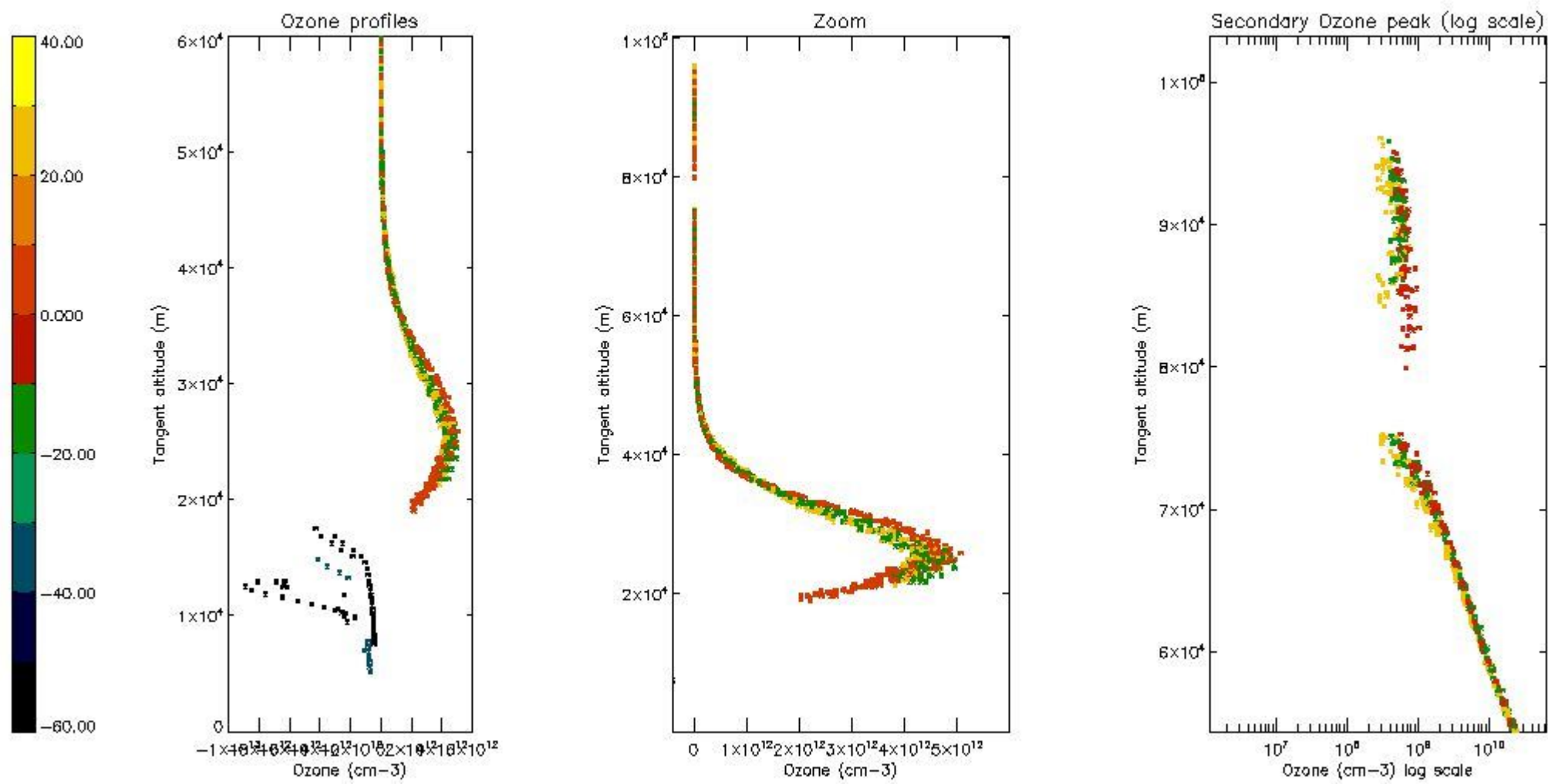
5.4 Plot ozone profiles where STD < 10% (dark without errors)

The colorbar represents the latitude.



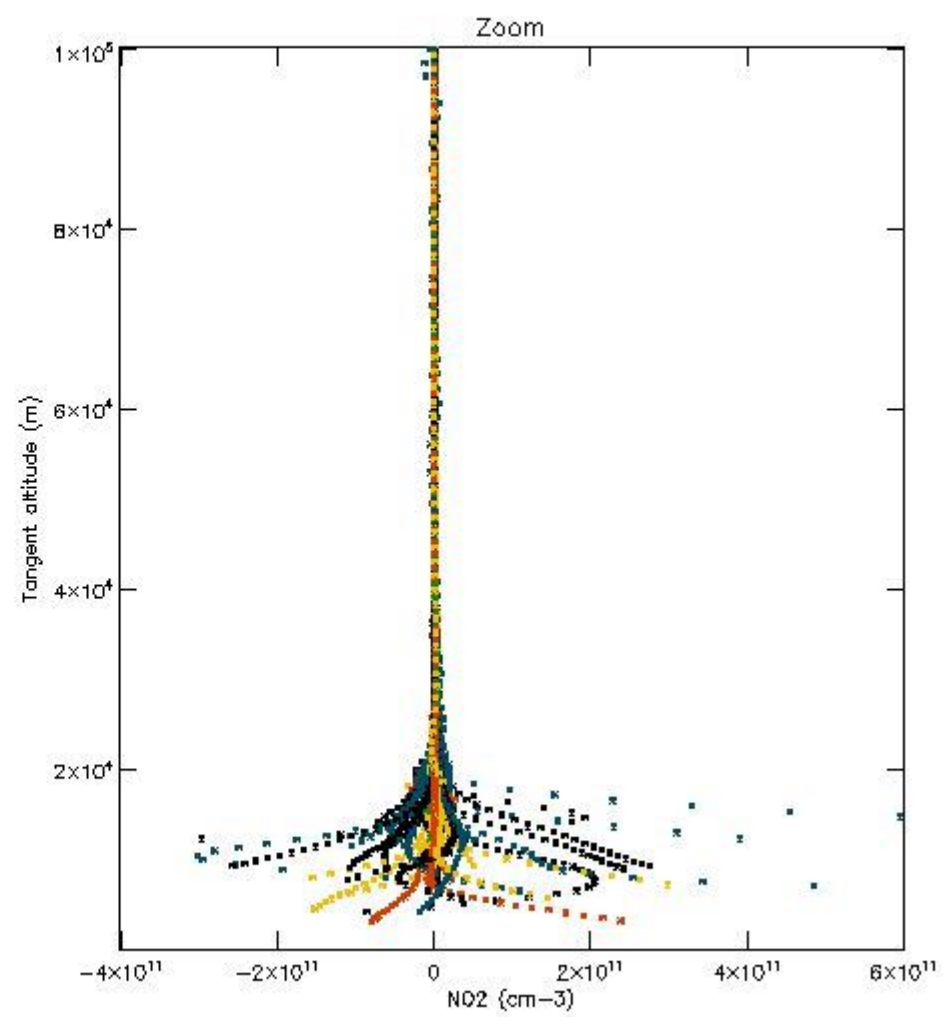
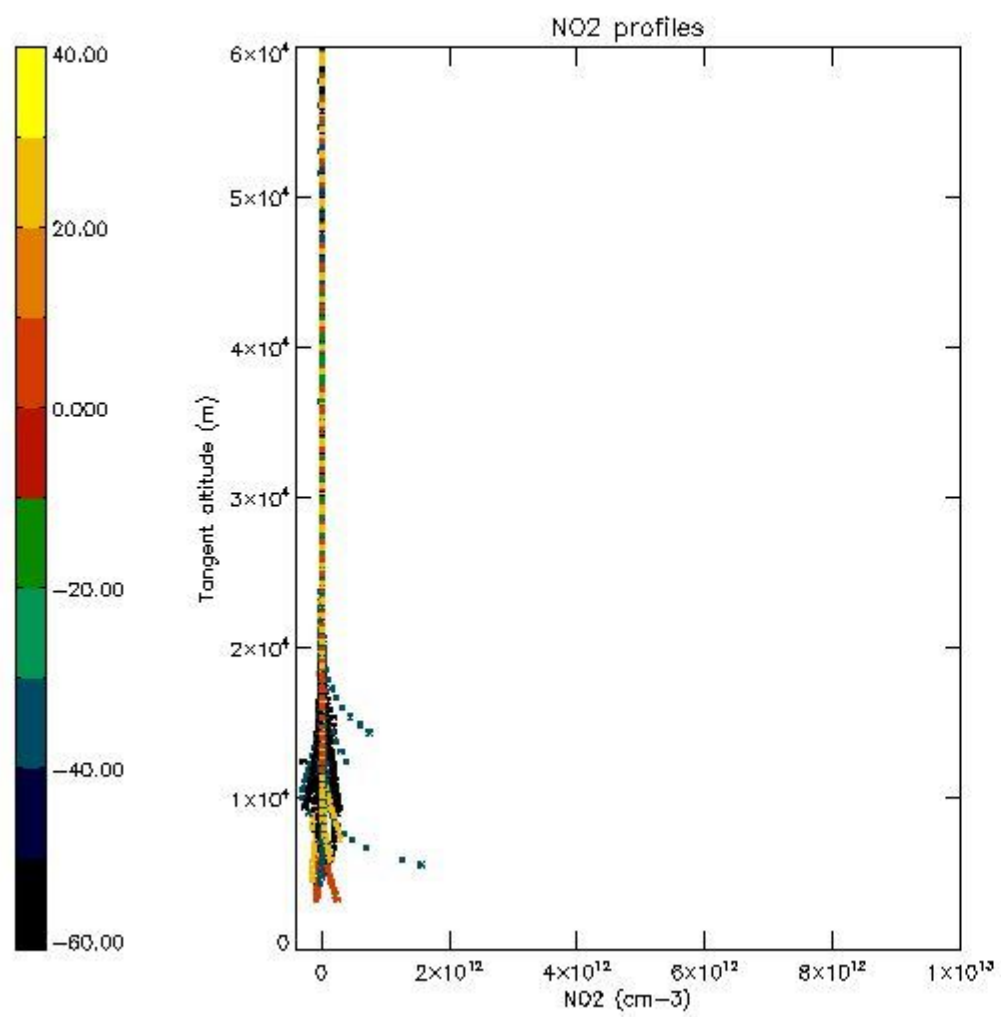
5.5 Plot ozone profiles where STD < 5% (dark without errors)

The colorbar represents the latitude.



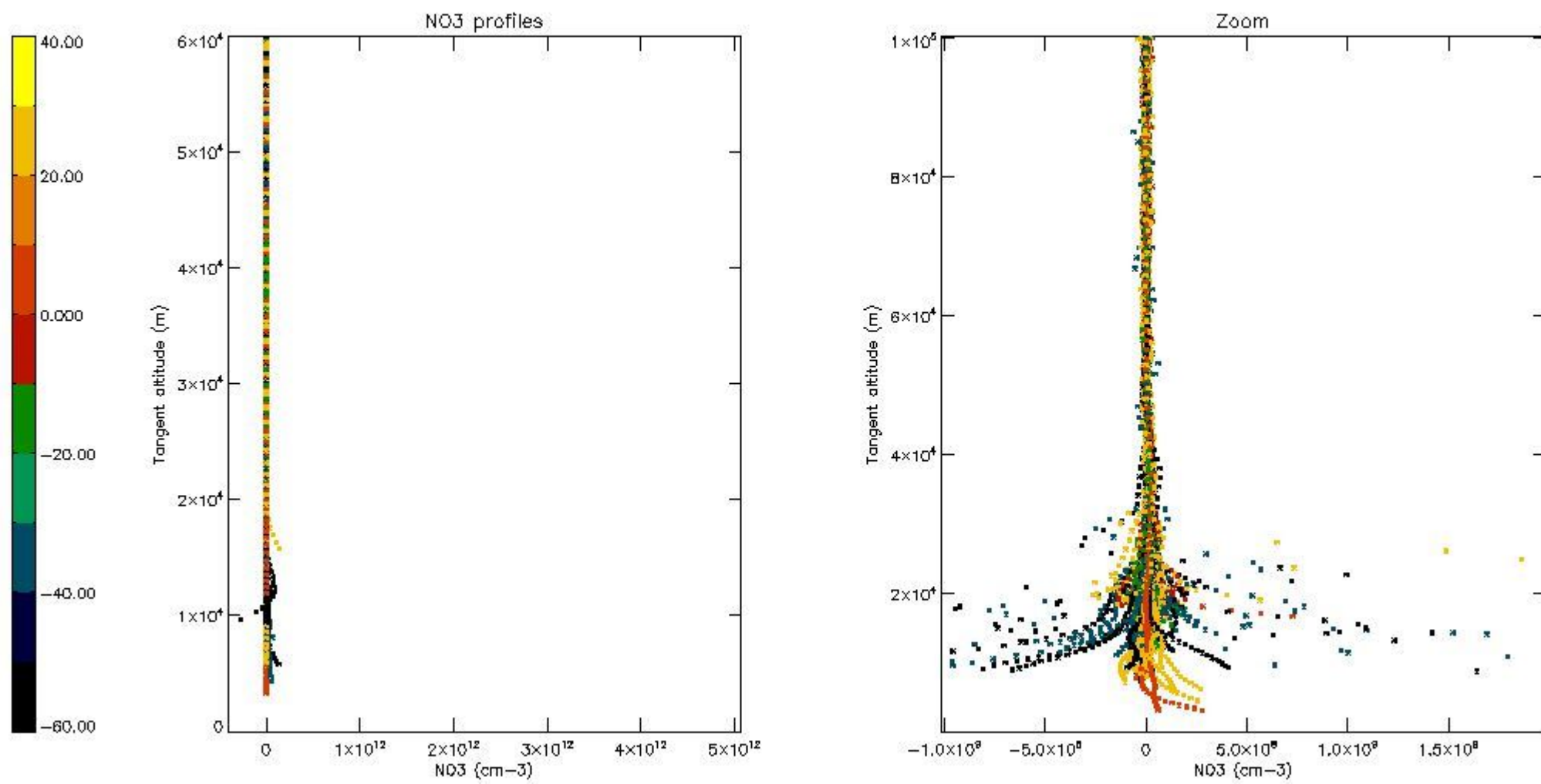
5.6 Plot NO₂ profiles for all STD (dark without errors)

The colorbar represents the latitude.



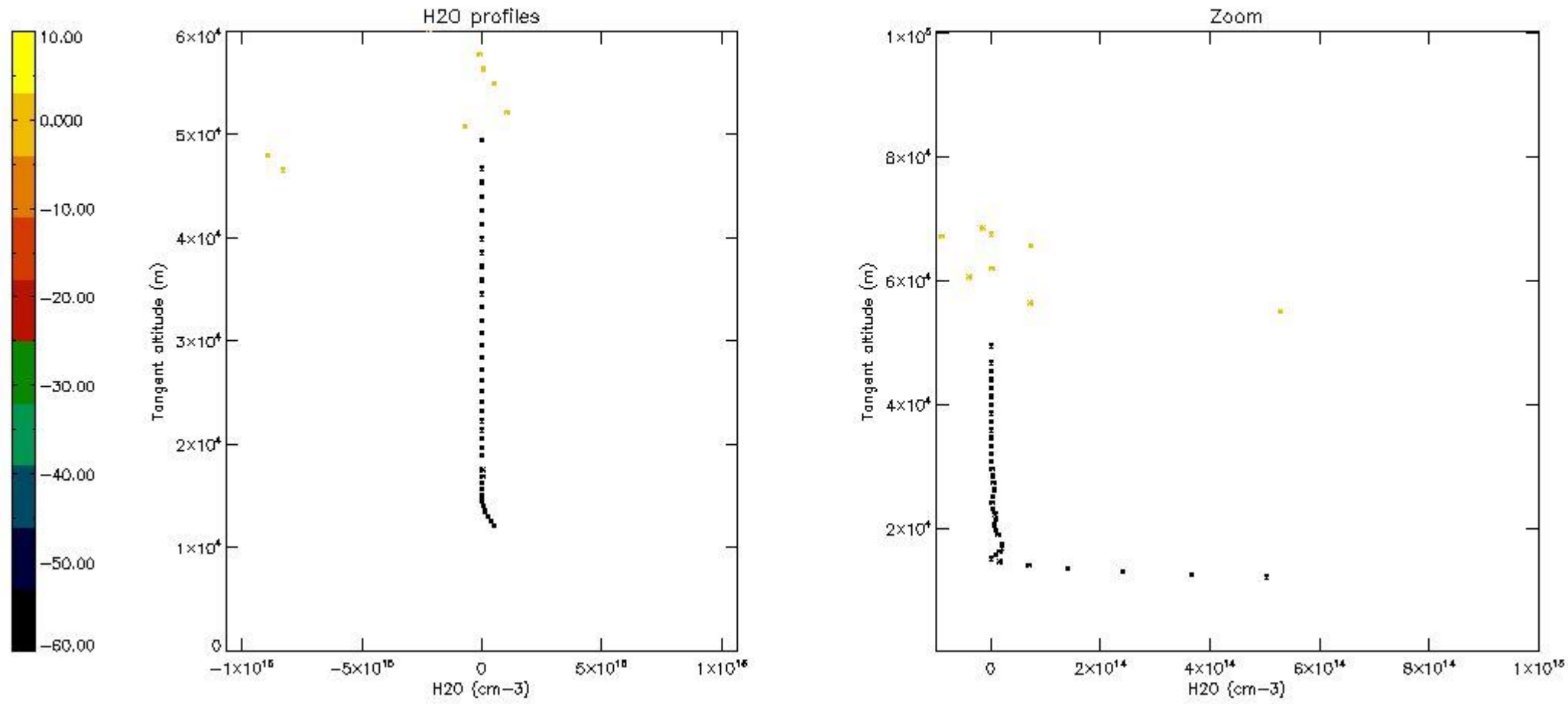
5.7 Plot NO3 profiles for all STD (dark without errors)

The colorbar represents the latitude.



5.8 Plot H2O profiles for all STD (only for occultations of stars 1,2,3,4,13,14,16,26,63 dark without errors)

The colorbar represents the latitude.



6. Auxiliary Data Files used for the production reported in section 2

The number reported in the third column indicates since which file (see list in section 2) the corresponding auxiliary file has been used. The fourth column is the date of those product files.

Type	Auxiliary Filename	Used since product	Used since product date
INST_PHYS_CHARACTERISTICS	GOM_INS_AXVIEC20091111_143220_20030716_120000_20500101_000000	1	16-OCT-2008 00:04:50
LEVEL-2_PROC_CONFIG	GOM_PR2_AXVIEC20091111_152718_20020301_000000_20500101_000000	1	16-OCT-2008 00:04:50
CROSS_SECTIONS_FILE	GOM_CRS_AXVIEC20091111_154832_20020301_000000_20500101_000000	1	16-OCT-2008 00:04:50

GOMOS Level 2 Daily Report

SUMMARY

[1. General Info](#)

[2. Summary of processed GOM_NL_2P products](#)

[3. Level 2 Quality information per product](#)

[3.1 Plot of level 2 quality information per product \(time dependant\)](#)

[3.2 Plot of level 2 quality information per product \(world map\)](#)

[4. Level 1 Quality information per product \(stored on level 2 products\)](#)

[4.1 Plot of level 1 quality information per product \(time dependant\)](#)

[4.1.1 Plot of level 1 quality information per product \(time dependant\): ASCENDING](#)

[4.1.2 Plot of level 1 quality information per product \(time dependant\): DESCENDING](#)

[4.2 Plot of level 1 quality information per product \(world map\)](#)

[4.2.1 Plot of level 1 quality information per product \(world map\): ASCENDING](#)

[4.2.2 Plot of level 1 quality information per product \(world map\): DESCENDING](#)

[5. Ozone profiles based on quality statistics and other trace gas profiles](#)

[5.1 Ozone statistics based on quality of products](#)

[5.2 Plot ozone profiles for all STD \(dark without errors\)](#)

[5.3 Plot ozone profiles where STD < 20% \(dark without errors\)](#)

[5.4. Plot ozone profiles where STD < 10% \(dark without errors\)](#)

[5.5. Plot ozone profiles where STD < 5% \(dark without errors\)](#)

[5.6 Plot NO2 profiles for all STD \(dark without errors\)](#)

[5.7 Plot NO3 profiles for all STD \(dark without errors\)](#)

[5.8 Plot H2O profiles \(only for occultations of stars 1,2,3,4,13,14,16,26,63 dark without errors\) for all STD](#)

[6. Auxiliary Data Files used for the production reported in section 2](#)

This report presents the daily analysis on parameters extracted from GOMOS level 2 data (GOM_NL__2P).
 It is intended to monitor some important parameters that will impact the quality of these products.
 A list of level 2 products (and content) that have arrived during the reporting day to the PCF is also given.

Item	Value
Time of report generation	25APR2013 21:03:34
Data source version	GOMOS/6.01
Start time of products	16-10-2008 (16OCT2008 00:00:00)
Stop time of products	17-10-2008 (17OCT2008 00:00:00)
Store outputs in DB	Yes
Nb of level 2 prods	283
Nb of prods with errors	0

2. Summary of processed GOM_NL__2P products.

Nr	Filename	UTC Start time	Limb	Duration	Star Id	Star Name	Star Mag	Star Temp	Nb Meas	Orbit	Prod. error
1	GOM_NL__2PRFIN20081016_000450_00000582073_00030_34653_4515.N1	16-OCT-2008 00:04:50	Dark	57.500	48	30Alp Hya	1.9770	4100.0	115	34653	No
2	GOM_NL__2PRFIN20081016_001422_000004462073_00030_34653_4516.N1	16-OCT-2008 00:14:22	Dark	45.500	65	Lam Vel	2.2040	4400.0	91	34653	No
3	GOM_NL__2PRFIN20081016_001733_00000442073_00031_34654_4513.N1	16-OCT-2008 00:17:33	Dark	44.000	34	Gam2Vel	1.7930	23000.	88	34654	No
4	GOM_NL__2PRFIN20081016_002151_000004452073_00031_34654_4514.N1	16-OCT-2008 00:21:51	Dark	44.500	161	Tau Pup	2.9310	4500.0	89	34654	No
5	GOM_NL__2PRFIN20081016_002311_00000522073_00031_34654_4515.N1	16-OCT-2008 00:23:11	Dark	52.000	2	Alp Car	-0.73600	7000.0	104	34654	No
6	GOM_NL__2PRFIN20081016_003053_00000392073_00031_34654_4516.N1	16-OCT-2008 00:30:53	Dark	38.500	143	Alp Hyi	2.8570	7200.0	77	34654	No
7	GOM_NL__2PRFIN20081016_003220_00000412073_00031_34654_4517.N1	16-OCT-2008 00:32:20	Dark	40.500	9	Alp Eri	0.45300	24000.	81	34654	No
8	GOM_NL__2PRFIN20081016_003456_00000452073_00031_34654_4518.N1	16-OCT-2008 00:34:56	Straylight	45.000	157	The1Eri	2.9060	9300.0	90	34654	No
9	GOM_NL__2PRFIN20081016_004356_00000442073_00031_34654_4519.N1	16-OCT-2008 00:43:56	Straylight	44.000	52	16Bet Cet	2.0370	4500.0	88	34654	No
10	GOM_NL__2PRFIN20081016_005334_00000372073_00031_34654_4520.N1	16-OCT-2008 00:53:34	Bright	36.500	140	88Gam Peg	2.8340	26000.	73	34654	No
11	GOM_NL__2PRFIN20081016_005731_00000372073_00031_34654_4521.N1	16-OCT-2008 00:57:31	Bright	36.500	58	21Alp And	2.0730	11000.	73	34654	No
12	GOM_NL__2PRFIN20081016_010000_00000432073_00031_34654_4522.N1	16-OCT-2008 01:00:00	Bright	42.500	53	43Bet And	2.0480	3300.0	85	34654	No
13	GOM_NL__2PRFIN20081016_010532_00000382073_00031_34654_4523.N1	16-OCT-2008 01:05:32	Bright	37.500	68	18Alp Cas	2.2250	4500.0	75	34654	No
14	GOM_NL__2PRFIN20081016_010654_00000352073_00031_34654_4524.N1	16-OCT-2008 01:06:54	Bright	34.500	76	27Gam Cas	2.3000	30000.	69	34654	No
15	GOM_NL__2PRFIN20081016_011433_00000362073_00031_34654_4525.N1	16-OCT-2008 01:14:33	Bright	35.500	49	1Alp UMi	1.9900	6300.0	71	34654	No
16	GOM_NL__2PRFIN20081016_012247_00000382073_00031_34654_4526.N1	16-OCT-2008 01:22:47	Bright	37.500	36	50Alp UMa	1.8000	6300.0	75	34654	No
17	GOM_NL__2PRFIN20081016_012421_00000352073_00031_34654_4527.N1	16-OCT-2008 01:24:21	Bright	34.500	82	48Bet UMa	2.3650	10600.	69	34654	No
18	GOM_NL__2PRFIN20081016_012745_00000352073_00031_34654_4528.N1	16-OCT-2008 01:27:45	Bright	34.500	174	52Psi UMa	3.0040	4400.0	69	34654	No
19	GOM_NL__2PRFIN20081016_013444_00000492073_00031_34654_4529.N1	16-OCT-2008 01:34:44	Bright	49.000	166	17Eps Leo	2.9800	6000.0	98	34654	No
20	GOM_NL__2PRFIN20081016_013800_00000402073_00031_34654_4530.N1	16-OCT-2008 01:38:00	Bright	40.000	22	32Alp Leo	1.3600	15200.	80	34654	No
21	GOM_NL__2PRFIN20081016_014527_00000572073_00031_34654_4531.N1	16-OCT-2008 01:45:27	Dark	57.000	48	30Alp Hya	1.9770	4100.0	114	34654	No
22	GOM_NL__2PRFIN20081016_015458_000004462073_00031_34654_4532.N1	16-OCT-2008 01:54:58	Dark	45.500	65	Lam Vel	2.2040	4400.0	91	34654	No
23	GOM_NL__2PRFIN20081016_015810_00000412073_00032_34655_4524.N1	16-OCT-2008 01:58:10	Dark	40.500	34	Gam2Vel	1.7930	23000.	81	34655	No
24	GOM_NL__2PRFIN20081016_020227_00000442073_00032_34655_4525.N1	16-OCT-2008 02:02:27	Dark	43.500	161	Tau Pup	2.9310	4500.0	87	34655	No
25	GOM_NL__2PRFIN20081016_020348_00000502073_00032_34655_4526.N1	16-OCT-2008 02:03:48	Dark	50.000	2	Alp Car	-0.73600	7000.0	100	34655	No
26	GOM_NL__2PRFIN20081016_021130_00000382073_00032_34655_4527.N1	16-OCT-2008 02:11:30	Dark	37.500	143	Alp Hyi	2.8570	7200.0	75	34655	No
27	GOM_NL__2PRFIN20081016_021256_00000472073_00032_34655_4528.N1	16-OCT-2008 02:12:56	Dark	46.500	9	Alp Eri	0.45300	24000.	93	34655	No
28	GOM_NL__2PRFIN20081016_021532_000004462073_00032_34655_4529.N1	16-OCT-2008 02:15:32	Straylight	46.000	157	The1Eri	2.9060	9300.0	92	34655	No
29	GOM_NL__2PRFIN20081016_022432_00000442073_00032_34655_4530.N1	16-OCT-2008 02:24:32	Straylight	43.500	52	16Bet Cet	2.0370	4500.0	87	34655	No
30	GOM_NL__2PRFIN20081016_023410_00000372073_00032_34655_4531.N1	16-OCT-2008 02:34:10	Bright	36.500	140	88Gam Peg	2.8340	26000.	73	34655	No
31	GOM_NL__2PRFIN20081016_023807_00000372073_00032_34655_4532.N1	16-OCT-2008 02:38:07	Bright	36.500	58	21Alp And	2.0730	11000.	73	34655	No
32	GOM_NL__2PRFIN20081016_024035_00000422073_00032_34655_4533.N1	16-OCT-2008 02:40:35	Bright	41.500	53	43Bet And	2.0480	3300.0	83	34655	No
33	GOM_NL__2PRFIN20081016_024608_00000382073_00032_34655_4534.N1	16-OCT-2008 02:46:08	Bright	37.500	68	18Alp Cas	2.2250	4500.0	75	34655	No
34	GOM_NL__2PRFIN20081016_024729_00000382073_00032_34655_4535.N1	16-OCT-2008 02:47:29	Bright	37.500	76	27Gam Cas	2.3000	30000.	75	34655	No
35	GOM_NL__2PRFIN20081016_025509_00000342073_00032_34655_4536.N1	16-OCT-2008 02:55:09	Bright	33.500	49	1Alp UMi	1.9900	6300.0	67	34655	No
36	GOM_NL__2PRFIN20081016_030323_00000382073_00032_34655_4537.N1	16-OCT-2008 03:03:23	Bright	38.000	36	50Alp UMa	1.8000	6300.0	76	34655	No
37	GOM_NL__2PRFIN20081016_030457_00000372073_00032_34655_4538.N1	16-OCT-2008 03:04:57	Bright	37.000	82	48Bet UMa	2.3650	10600.	74	34655	No
38	GOM_NL__2PRFIN20081016_030821_00000362073_00032_34655_4539.N1	16-OCT-2008 03:08:21	Bright	35.500	174	52Psi UMa	3.0040	4400.0	71	34655	No
39	GOM_NL__2PRFIN20081016_031520_00000432073_00032_34655_4540.N1	16-OCT-2008 03:15:20	Bright	43.000	166	17Eps Leo	2.9800	6000.0	86	34655	No
40	GOM_NL__2PRFIN20081016_031837_00000412073_00032_34655_4541.N1	16-OCT-2008 03:18:37	Bright	41.000	22	32Alp Leo	1.3600	15200.	82	34655	No
41	GOM_NL__2PRFIN20081016_032603_00000632073_00032_34655_4542.N1	16-OCT-2008 03:26:03	Dark	62.500	48	30Alp Hya	1.9770	4100.0	125	34655	No
42	GOM_NL__2PRFIN20081016_033535_00000542073_00032_34655_4543.N1	16-OCT-2008 03:35:35	Dark	53.500	65	Lam Vel	2.2040	4400.0	107	34655	No

43	GOM_NL__2PRFIN20081016_033847_000000482073_00033_34656_4545.N1	16-OCT-2008 03:38:47	Dark	48.000	34	Gam2Vel	1.7930	23000.	96	34656	No
44	GOM_NL__2PRFIN20081016_034304_000000472073_00033_34656_4546.N1	16-OCT-2008 03:43:04	Dark	46.500	161	Tau Pup	2.9310	4500.0	93	34656	No
45	GOM_NL__2PRFIN20081016_034425_000000542073_00033_34656_4547.N1	16-OCT-2008 03:44:25	Dark	54.000	2	Alp Car	-0.73600	7000.0	108	34656	No
46	GOM_NL__2PRFIN20081016_035206_000000372073_00033_34656_4548.N1	16-OCT-2008 03:52:06	Dark	36.500	143	Alp Hyi	2.8570	7200.0	73	34656	No
47	GOM_NL__2PRFIN20081016_035332_000000402073_00033_34656_4549.N1	16-OCT-2008 03:53:32	Dark	40.000	9	Alp Eri	0.45300	24000.	80	34656	No
48	GOM_NL__2PRFIN20081016_035609_000000452073_00033_34656_4550.N1	16-OCT-2008 03:56:09	Straylight	44.500	157	The1Eri	2.9060	9300.0	89	34656	No
49	GOM_NL__2PRFIN20081016_040508_000000402073_00033_34656_4551.N1	16-OCT-2008 04:05:08	Straylight	40.000	52	16Bet Cet	2.0370	4500.0	80	34656	No
50	GOM_NL__2PRFIN20081016_041446_000000372073_00033_34656_4552.N1	16-OCT-2008 04:14:46	Bright	36.500	140	88Gam Peg	2.8340	26000.	73	34656	No
51	GOM_NL__2PRFIN20081016_041843_000000382073_00033_34656_4553.N1	16-OCT-2008 04:18:43	Bright	37.500	58	21Alp And	2.0730	11000.	75	34656	No
52	GOM_NL__2PRFIN20081016_042111_000000422073_00033_34656_4554.N1	16-OCT-2008 04:21:11	Bright	42.000	53	43Bet And	2.0480	3300.0	84	34656	No
53	GOM_NL__2PRFIN20081016_042644_000000382073_00033_34656_4555.N1	16-OCT-2008 04:26:44	Bright	38.000	68	18Alp Cas	2.2250	4500.0	76	34656	No
54	GOM_NL__2PRFIN20081016_042805_000000382073_00033_34656_4556.N1	16-OCT-2008 04:28:05	Bright	37.500	76	27Gam Cas	2.3000	30000.	75	34656	No
55	GOM_NL__2PRFIN20081016_043545_000000322073_00033_34656_4557.N1	16-OCT-2008 04:35:45	Bright	31.500	49	1Alp UMi	1.9900	6300.0	63	34656	No
56	GOM_NL__2PRFIN20081016_044359_000000402073_00033_34656_4558.N1	16-OCT-2008 04:43:59	Bright	40.000	36	50Alp UMa	1.8000	6300.0	80	34656	No
57	GOM_NL__2PRFIN20081016_044533_000000362073_00033_34656_4559.N1	16-OCT-2008 04:45:33	Bright	35.500	82	48Bet UMa	2.3650	10600.	71	34656	No
58	GOM_NL__2PRFIN20081016_044857_000000362073_00033_34656_4560.N1	16-OCT-2008 04:48:57	Bright	35.500	174	52Psi UMa	3.0040	4400.0	71	34656	No
59	GOM_NL__2PRFIN20081016_045556_000000422073_00033_34656_4561.N1	16-OCT-2008 04:55:56	Bright	41.500	166	17Eps Leo	2.9800	6000.0	83	34656	No
60	GOM_NL__2PRFIN20081016_045913_000000582073_00033_34656_4562.N1	16-OCT-2008 04:59:13	Bright	58.000	22	32Alp Leo	1.3600	15200.	116	34656	No
61	GOM_NL__2PRFIN20081016_050640_000000522073_00033_34656_4563.N1	16-OCT-2008 05:06:40	Dark	52.000	48	30Alp Hya	1.9770	4100.0	104	34656	No
62	GOM_NL__2PRFIN20081016_051612_000000422073_00033_34656_4564.N1	16-OCT-2008 05:16:12	Dark	41.500	65	Lam Vel	2.2040	4400.0	83	34656	No
63	GOM_NL__2PRFIN20081016_051923_000000442073_00034_34657_4558.N1	16-OCT-2008 05:19:23	Dark	43.500	34	Gam2Vel	1.7930	23000.	87	34657	No
64	GOM_NL__2PRFIN20081016_052341_000000452073_00034_34657_4559.N1	16-OCT-2008 05:23:41	Dark	45.000	161	Tau Pup	2.9310	4500.0	90	34657	No
65	GOM_NL__2PRFIN20081016_052501_000000552073_00034_34657_4560.N1	16-OCT-2008 05:25:01	Dark	54.500	2	Alp Car	-0.73600	7000.0	109	34657	No
66	GOM_NL__2PRFIN20081016_053242_000000372073_00034_34657_4561.N1	16-OCT-2008 05:32:42	Dark	37.000	143	Alp Hyi	2.8570	7200.0	74	34657	No
67	GOM_NL__2PRFIN20081016_053408_000000452073_00034_34657_4562.N1	16-OCT-2008 05:34:08	Dark	45.000	9	Alp Eri	0.45300	24000.	90	34657	No
68	GOM_NL__2PRFIN20081016_053645_000000422073_00034_34657_4563.N1	16-OCT-2008 05:36:45	Straylight	42.000	157	The1Eri	2.9060	9300.0	84	34657	No
69	GOM_NL__2PRFIN20081016_054544_000000422073_00034_34657_4564.N1	16-OCT-2008 05:45:44	Straylight	41.500	52	16Bet Cet	2.0370	4500.0	83	34657	No
70	GOM_NL__2PRFIN20081016_055522_000000362073_00034_34657_4565.N1	16-OCT-2008 05:55:22	Bright	35.500	140	88Gam Peg	2.8340	26000.	71	34657	No
71	GOM_NL__2PRFIN20081016_055919_000000372073_00034_34657_4566.N1	16-OCT-2008 05:59:19	Bright	36.500	58	21Alp And	2.0730	11000.	73	34657	No
72	GOM_NL__2PRFIN20081016_060147_000000422073_00034_34657_4567.N1	16-OCT-2008 06:01:47	Bright	41.500	53	43Bet And	2.0480	3300.0	83	34657	No
73	GOM_NL__2PRFIN20081016_060720_000000382073_00034_34657_4568.N1	16-OCT-2008 06:07:20	Bright	37.500	68	18Alp Cas	2.2250	4500.0	75	34657	No
74	GOM_NL__2PRFIN20081016_060841_000000382073_00034_34657_4569.N1	16-OCT-2008 06:08:41	Bright	38.000	76	27Gam Cas	2.3000	30000.	76	34657	No
75	GOM_NL__2PRFIN20081016_061621_000000362073_00034_34657_4570.N1	16-OCT-2008 06:16:21	Bright	36.000	49	1Alp UMi	1.9900	6300.0	72	34657	No
76	GOM_NL__2PRFIN20081016_062435_000000372073_00034_34657_4571.N1	16-OCT-2008 06:24:35	Bright	37.000	36	50Alp UMa	1.8000	6300.0	74	34657	No
77	GOM_NL__2PRFIN20081016_062609_000000372073_00034_34657_4572.N1	16-OCT-2008 06:26:09	Bright	36.500	82	48Bet UMa	2.3650	10600.	73	34657	No
78	GOM_NL__2PRFIN20081016_062933_000000352073_00034_34657_4573.N1	16-OCT-2008 06:29:33	Bright	35.000	174	52Psi UMa	3.0040	4400.0	70	34657	No
79	GOM_NL__2PRFIN20081016_063632_000000612073_00034_34657_4574.N1	16-OCT-2008 06:36:32	Bright	61.000	166	17Eps Leo	2.9800	6000.0	122	34657	No
80	GOM_NL__2PRFIN20081016_063949_000000412073_00034_34657_4575.N1	16-OCT-2008 06:39:49	Bright	40.500	22	32Alp Leo	1.3600	15200.	81	34657	No
81	GOM_NL__2PRFIN20081016_064717_000000522073_00034_34657_4576.N1	16-OCT-2008 06:47:17	Dark	51.500	48	30Alp Hya	1.9770	4100.0	103	34657	No
82	GOM_NL__2PRFIN20081016_065648_000000402073_00034_34657_4577.N1	16-OCT-2008 06:56:48	Dark	40.000	65	Lam Vel	2.2040	4400.0	80	34657	No
83	GOM_NL__2PRFIN20081016_070000_000000422073_00035_34658_4571.N1	16-OCT-2008 07:00:00	Dark	42.000	34	Gam2Vel	1.7930	23000.	84	34658	No
84	GOM_NL__2PRFIN20081016_070418_000000442073_00035_34658_4572.N1	16-OCT-2008 07:04:18	Dark	44.000	161	Tau Pup	2.9310	4500.0	88	34658	No
85	GOM_NL__2PRFIN20081016_070538_000000622073_00035_34658_4573.N1	16-OCT-2008 07:05:38	Dark	61.500	2	Alp Car	-0.73600	7000.0	123	34658	No
86	GOM_NL__2PRFIN20081016_071318_000000382073_00035_34658_4574.N1	16-OCT-2008 07:13:18	Dark	37.500	143	Alp Hyi	2.8570	7200.0	75	34658	No
87	GOM_NL__2PRFIN20081016_071445_000000512073_00035_34658_4575.N1	16-OCT-2008 07:14:45	Dark	51.000	9	Alp Eri	0.45300	24000.	102	34658	No
88	GOM_NL__2PRFIN20081016_071722_000000432073_00035_34658_4576.N1	16-OCT-2008 07:17:22	Straylight	43.000	157	The1Eri	2.9060	9300.0	86	34658	No
89	GOM_NL__2PRFIN20081016_072620_000000402073_00035_34658_4577.N1	16-OCT-2008 07:26:20	Straylight	39.500	52	16Bet Cet	2.0370	4500.0	79	34658	No
90	GOM_NL__2PRFIN20081016_073558_000000362073_00035_34658_4578.N1	16-OCT-2008 07:35:58	Bright	35.500	140	88Gam Peg	2.8340	26000.	71	34658	No
91	GOM_NL__2PRFIN20081016_073955_000000362073_00035_34658_4579.N1	16-OCT-2008 07:39:55	Bright	35.500	58	21Alp And	2.0730	11000.	71	34658	No
92	GOM_NL__2PRFIN20081016_074223_000000412073_00035_34658_4580.N1	16-OCT-2008 07:42:23	Bright	41.000	53	43Bet And	2.0480	3300.0	82	34658	No
93	GOM_NL__2PRFIN20081016_074756_000000382073_00035_34658_4581.N1	16-OCT-2008 07:47:56	Bright	38.000	68	18Alp Cas	2.2250	4500.0	76	34658	No
94	GOM_NL__2PRFIN20081016_074917_000000372073_00035_34658_4582.N1	16-OCT-2008 07:49:17	Bright	37.000	76	27Gam Cas	2.3000	30000.	74	34658	No
95	GOM_NL__2PRFIN20081016_075657_000000372073_00035_34658_4583.N1	16-OCT-2008 07:56:57	Bright	36.500	49	1Alp UMi	1.9900	6300.0	73	34658	No
96	GOM_NL__2PRFIN20081016_080511_000000372073_00035_34658_4584.N1	16-OCT-2008 08:05:11	Bright	36.500	36	50Alp UMa	1.8000	6300.0	73	34658	No
97	GOM_NL__2PRFIN20081016_080645_000000362073_00035_34658_4585.N1	16-OCT-2008 08:06:45	Bright	36.000	82	48Bet UMa	2.3650	10600.	72	34658	No
98	GOM_NL__2PRFIN20081016_081009_000000342073_00035_34658_4586.N1	16-OCT-2008 08:10:09	Bright	34.000	174	52Psi UMa	3.0040	4400.0	68	34658	No
99	GOM_NL__2PRFIN20081016_081709_000000542073_00035_34658_4587.N1	16-OCT-2008 08:17:09	Bright	53.500	166	17Eps Leo	2.9800	6000.0	107	34658	No
100	GOM_NL__2PRFIN20081016_082026_000000402073_00035_34658_4588.N1	16-OCT-2008 08:20:26	Bright	40.000	22	32Alp Leo	1.3600	15200.	80	34658	No
101	GOM_NL__2PRFIN20081016_082753_000000552073_00035_34658_4589.N1	16-OCT-2008 08:27:53	Dark	55.000	48	30Alp Hya	1.9770	4100.0	110	34658	No

102	GOM_NL__2PRFIN20081016_083725_000000472073_00035_34658_4590.N1	16-OCT-2008 08:37:25	Dark	47.000	65	Lam Vel	2.2040	4400.0	94	34658	No
103	GOM_NL__2PRFIN20081016_084037_000000422073_00036_34659_4580.N1	16-OCT-2008 08:40:37	Dark	41.500	34	Gam2Vel	1.7930	23000.	83	34659	No
104	GOM_NL__2PRFIN20081016_084455_000000462073_00036_34659_4581.N1	16-OCT-2008 08:44:55	Dark	45.500	161	Tau Pup	2.9310	4500.0	91	34659	No
105	GOM_NL__2PRFIN20081016_084615_000000492073_00036_34659_4582.N1	16-OCT-2008 08:46:15	Dark	49.000	2	Alp Car	-0.73600	7000.0	98	34659	No
106	GOM_NL__2PRFIN20081016_085355_000000372073_00036_34659_4583.N1	16-OCT-2008 08:53:55	Dark	37.000	143	Alp Hyi	2.8570	7200.0	74	34659	No
107	GOM_NL__2PRFIN20081016_085521_000000402073_00036_34659_4584.N1	16-OCT-2008 08:55:21	Dark	40.000	9	Alp Eri	0.45300	24000.	80	34659	No
108	GOM_NL__2PRFIN20081016_085758_000000442073_00036_34659_4585.N1	16-OCT-2008 08:57:58	Straylight	44.000	157	The1Eri	2.9060	9300.0	88	34659	No
109	GOM_NL__2PRFIN20081016_090656_000000402073_00036_34659_4586.N1	16-OCT-2008 09:06:56	Straylight	40.000	52	16Bet Cet	2.0370	4500.0	80	34659	No
110	GOM_NL__2PRFIN20081016_091634_000000362073_00036_34659_4587.N1	16-OCT-2008 09:16:34	Bright	35.500	140	88Gam Peg	2.8340	26000.	71	34659	No
111	GOM_NL__2PRFIN20081016_092031_000000372073_00036_34659_4588.N1	16-OCT-2008 09:20:31	Bright	36.500	58	21Alp And	2.0730	11000.	73	34659	No
112	GOM_NL__2PRFIN20081016_092258_000000392073_00036_34659_4589.N1	16-OCT-2008 09:22:58	Bright	39.000	53	43Bet And	2.0480	3300.0	78	34659	No
113	GOM_NL__2PRFIN20081016_092831_000000362073_00036_34659_4590.N1	16-OCT-2008 09:28:31	Bright	35.500	68	18Alp Cas	2.2250	4500.0	71	34659	No
114	GOM_NL__2PRFIN20081016_092953_000000432073_00036_34659_4591.N1	16-OCT-2008 09:29:53	Bright	43.000	76	27Gam Cas	2.3000	30000.	86	34659	No
115	GOM_NL__2PRFIN20081016_093733_000000372073_00036_34659_4592.N1	16-OCT-2008 09:37:33	Bright	37.000	49	1Alp UMi	1.9900	6300.0	74	34659	No
116	GOM_NL__2PRFIN20081016_094547_000000382073_00036_34659_4593.N1	16-OCT-2008 09:45:47	Bright	37.500	36	50Alp UMa	1.8000	6300.0	75	34659	No
117	GOM_NL__2PRFIN20081016_094721_000000342073_00036_34659_4594.N1	16-OCT-2008 09:47:21	Bright	34.000	82	48Bet UMa	2.3650	10600.	68	34659	No
118	GOM_NL__2PRFIN20081016_095045_000000372073_00036_34659_4595.N1	16-OCT-2008 09:50:45	Bright	36.500	174	52Psi UMa	3.0040	4400.0	73	34659	No
119	GOM_NL__2PRFIN20081016_095745_000000412073_00036_34659_4596.N1	16-OCT-2008 09:57:45	Bright	40.500	166	17Eps Leo	2.9800	6000.0	81	34659	No
120	GOM_NL__2PRFIN20081016_100102_000000582073_00036_34659_4597.N1	16-OCT-2008 10:01:02	Bright	58.000	22	32Alp Leo	1.3600	15200.	116	34659	No
121	GOM_NL__2PRFIN20081016_100830_000000562073_00036_34659_4598.N1	16-OCT-2008 10:08:30	Dark	55.500	48	30Alp Hya	1.9770	4100.0	111	34659	No
122	GOM_NL__2PRFIN20081016_101801_000000452073_00036_34659_4599.N1	16-OCT-2008 10:18:01	Dark	45.000	65	Lam Vel	2.2040	4400.0	90	34659	No
123	GOM_NL__2PRFIN20081016_102114_000000422073_00037_34660_4585.N1	16-OCT-2008 10:21:14	Dark	41.500	34	Gam2Vel	1.7930	23000.	83	34660	No
124	GOM_NL__2PRFIN20081016_102531_000000442073_00037_34660_4586.N1	16-OCT-2008 10:25:31	Dark	44.000	161	Tau Pup	2.9310	4500.0	88	34660	No
125	GOM_NL__2PRFIN20081016_102652_000000622073_00037_34660_4587.N1	16-OCT-2008 10:26:52	Dark	62.000	2	Alp Car	-0.73600	7000.0	124	34660	No
126	GOM_NL__2PRFIN20081016_103431_000000382073_00037_34660_4588.N1	16-OCT-2008 10:34:31	Dark	37.500	143	Alp Hyi	2.8570	7200.0	75	34660	No
127	GOM_NL__2PRFIN20081016_103557_000000492073_00037_34660_4589.N1	16-OCT-2008 10:35:57	Dark	48.500	9	Alp Eri	0.45300	24000.	97	34660	No
128	GOM_NL__2PRFIN20081016_103835_000000442073_00037_34660_4590.N1	16-OCT-2008 10:38:35	Straylight	43.500	157	The1Eri	2.9060	9300.0	87	34660	No
129	GOM_NL__2PRFIN20081016_104732_000000432073_00037_34660_4591.N1	16-OCT-2008 10:47:32	Straylight	43.000	52	16Bet Cet	2.0370	4500.0	86	34660	No
130	GOM_NL__2PRFIN20081016_105710_000000352073_00037_34660_4592.N1	16-OCT-2008 10:57:10	Bright	35.000	140	88Gam Peg	2.8340	26000.	70	34660	No
131	GOM_NL__2PRFIN20081016_110107_000000362073_00037_34660_4593.N1	16-OCT-2008 11:01:07	Bright	35.500	58	21Alp And	2.0730	11000.	71	34660	No
132	GOM_NL__2PRFIN20081016_110334_000000422073_00037_34660_4594.N1	16-OCT-2008 11:03:34	Bright	41.500	53	43Bet And	2.0480	3300.0	83	34660	No
133	GOM_NL__2PRFIN20081016_110907_000000382073_00037_34660_4595.N1	16-OCT-2008 11:09:07	Bright	38.000	68	18Alp Cas	2.2250	4500.0	76	34660	No
134	GOM_NL__2PRFIN20081016_111028_000000392073_00037_34660_4596.N1	16-OCT-2008 11:10:28	Bright	38.500	76	27Gam Cas	2.3000	30000.	77	34660	No
135	GOM_NL__2PRFIN20081016_111809_000000352073_00037_34660_4597.N1	16-OCT-2008 11:18:09	Bright	35.000	49	1Alp UMi	1.9900	6300.0	70	34660	No
136	GOM_NL__2PRFIN20081016_112623_000000342073_00037_34660_4598.N1	16-OCT-2008 11:26:23	Bright	33.500	36	50Alp UMa	1.8000	6300.0	67	34660	No
137	GOM_NL__2PRFIN20081016_112757_000000352073_00037_34660_4599.N1	16-OCT-2008 11:27:57	Bright	34.500	82	48Bet UMa	2.3650	10600.	69	34660	No
138	GOM_NL__2PRFIN20081016_113121_000000362073_00037_34660_4600.N1	16-OCT-2008 11:31:21	Bright	35.500	174	52Psi UMa	3.0040	4400.0	71	34660	No
139	GOM_NL__2PRFIN20081016_113821_000000422073_00037_34660_4601.N1	16-OCT-2008 11:38:21	Bright	42.000	166	17Eps Leo	2.9800	6000.0	84	34660	No
140	GOM_NL__2PRFIN20081016_114138_000000582073_00037_34660_4602.N1	16-OCT-2008 11:41:38	Bright	58.000	22	32Alp Leo	1.3600	15200.	116	34660	No
141	GOM_NL__2PRFIN20081016_114906_000000492073_00037_34660_4603.N1	16-OCT-2008 11:49:06	Dark	48.500	48	30Alp Hya	1.9770	4100.0	97	34660	No
142	GOM_NL__2PRFIN20081016_115838_000000512073_00037_34660_4604.N1	16-OCT-2008 11:58:38	Dark	51.000	65	Lam Vel	2.2040	4400.0	102	34660	No
143	GOM_NL__2PRFIN20081016_120150_000000462073_00038_34661_4599.N1	16-OCT-2008 12:01:50	Dark	45.500	34	Gam2Vel	1.7930	23000.	91	34661	No
144	GOM_NL__2PRFIN20081016_120608_000000452073_00038_34661_4600.N1	16-OCT-2008 12:06:08	Dark	45.000	161	Tau Pup	2.9310	4500.0	90	34661	No
145	GOM_NL__2PRFIN20081016_120728_000000482073_00038_34661_4601.N1	16-OCT-2008 12:07:28	Dark	47.500	2	Alp Car	-0.73600	7000.0	95	34661	No
146	GOM_NL__2PRFIN20081016_121507_000000362073_00038_34661_4602.N1	16-OCT-2008 12:15:07	Dark	36.000	143	Alp Hyi	2.8570	7200.0	72	34661	No
147	GOM_NL__2PRFIN20081016_121633_000000402073_00038_34661_4603.N1	16-OCT-2008 12:16:33	Dark	39.500	9	Alp Eri	0.45300	24000.	79	34661	No
148	GOM_NL__2PRFIN20081016_121911_000000452073_00038_34661_4604.N1	16-OCT-2008 12:19:11	Straylight	44.500	157	The1Eri	2.9060	9300.0	89	34661	No
149	GOM_NL__2PRFIN20081016_122808_000000442073_00038_34661_4605.N1	16-OCT-2008 12:28:08	Straylight	44.000	52	16Bet Cet	2.0370	4500.0	88	34661	No
150	GOM_NL__2PRFIN20081016_123745_000000362073_00038_34661_4606.N1	16-OCT-2008 12:37:45	Bright	36.000	140	88Gam Peg	2.8340	26000.	72	34661	No
151	GOM_NL__2PRFIN20081016_124142_000000372073_00038_34661_4607.N1	16-OCT-2008 12:41:42	Bright	37.000	58	21Alp And	2.0730	11000.	74	34661	No
152	GOM_NL__2PRFIN20081016_124409_000000412073_00038_34661_4608.N1	16-OCT-2008 12:44:09	Bright	41.000	53	43Bet And	2.0480	3300.0	82	34661	No
153	GOM_NL__2PRFIN20081016_124943_000000342073_00038_34661_4609.N1	16-OCT-2008 12:49:43	Bright	34.000	68	18Alp Cas	2.2250	4500.0	68	34661	No
154	GOM_NL__2PRFIN20081016_125104_000000372073_00038_34661_4610.N1	16-OCT-2008 12:51:04	Bright	36.500	76	27Gam Cas	2.3000	30000.	73	34661	No
155	GOM_NL__2PRFIN20081016_125845_000000362073_00038_34661_4611.N1	16-OCT-2008 12:58:45	Bright	36.000	49	1Alp UMi	1.9900	6300.0	72	34661	No
156	GOM_NL__2PRFIN20081016_130659_000000342073_00038_34661_4612.N1	16-OCT-2008 13:06:59	Bright	34.000	36	50Alp UMa	1.8000	6300.0	68	34661	No
157	GOM_NL__2PRFIN20081016_130832_000000372073_00038_34661_4613.N1	16-OCT-2008 13:08:32	Bright	36.500	82	48Bet UMa	2.3650	10600.	73	34661	No
158	GOM_NL__2PRFIN20081016_131157_000000362073_00038_34661_4614.N1	16-OCT-2008 13:11:57	Bright	35.500	174	52Psi UMa	3.0040	4400.0	71	34661	No
159	GOM_NL__2PRFIN20081016_131857_000000442073_00038_34661_4615.N1	16-OCT-2008 13:18:57	Bright	43.500	166	17Eps Leo	2.9800	6000.0	87	34661	No
160	GOM_NL__2PRFIN20081016_132214_000000402073_00038_34661_4616.N1	16-OCT-2008 13:22:14	Bright	40.000	22	32Alp Leo	1.3600	15200.	80	34661	No

161	GOM_NL__2PRFIN20081016_132943_000000532073_00038_34661_4617.N1	16-OCT-2008 13:29:43	Dark	52.500	48	30Alp Hya	1.9770	4100.0	105	34661	No
162	GOM_NL__2PRFIN20081016_133914_000000462073_00038_34661_4618.N1	16-OCT-2008 13:39:14	Dark	45.500	65	Lam Vel	2.2040	4400.0	91	34661	No
163	GOM_NL__2PRFIN20081016_134227_000000432073_00039_34662_4607.N1	16-OCT-2008 13:42:27	Dark	43.000	34	Gam2Vel	1.7930	23000.	86	34662	No
164	GOM_NL__2PRFIN20081016_134645_000000442073_00039_34662_4608.N1	16-OCT-2008 13:46:45	Dark	43.500	161	Tau Pup	2.9310	4500.0	87	34662	No
165	GOM_NL__2PRFIN20081016_134805_000000492073_00039_34662_4609.N1	16-OCT-2008 13:48:05	Dark	49.000	2	Alp Car	-0.73600	7000.0	98	34662	No
166	GOM_NL__2PRFIN20081016_135543_000000362073_00039_34662_4610.N1	16-OCT-2008 13:55:43	Dark	36.000	143	Alp Hyi	2.8570	7200.0	72	34662	No
167	GOM_NL__2PRFIN20081016_135709_000000462073_00039_34662_4611.N1	16-OCT-2008 13:57:09	Dark	45.500	9	Alp Eri	0.45300	24000.	91	34662	No
168	GOM_NL__2PRFIN20081016_135947_000000442073_00039_34662_4612.N1	16-OCT-2008 13:59:47	Straylight	43.500	157	The1Eri	2.9060	9300.0	87	34662	No
169	GOM_NL__2PRFIN20081016_140844_000000442073_00039_34662_4613.N1	16-OCT-2008 14:08:44	Straylight	43.500	52	16Bet Cet	2.0370	4500.0	87	34662	No
170	GOM_NL__2PRFIN20081016_141821_000000352073_00039_34662_4614.N1	16-OCT-2008 14:18:21	Bright	35.000	140	88Gam Peg	2.8340	26000.	70	34662	No
171	GOM_NL__2PRFIN20081016_142218_000000372073_00039_34662_4615.N1	16-OCT-2008 14:22:18	Bright	36.500	58	21Alp And	2.0730	11000.	73	34662	No
172	GOM_NL__2PRFIN20081016_142445_000000392073_00039_34662_4616.N1	16-OCT-2008 14:24:45	Bright	39.000	53	43Bet And	2.0480	3300.0	78	34662	No
173	GOM_NL__2PRFIN20081016_143019_000000382073_00039_34662_4617.N1	16-OCT-2008 14:30:19	Bright	37.500	68	18Alp Cas	2.2250	4500.0	75	34662	No
174	GOM_NL__2PRFIN20081016_143139_000000382073_00039_34662_4618.N1	16-OCT-2008 14:31:39	Bright	37.500	76	27Gam Cas	2.3000	30000.	75	34662	No
175	GOM_NL__2PRFIN20081016_143921_000000342073_00039_34662_4619.N1	16-OCT-2008 14:39:21	Bright	33.500	49	1Alp UMi	1.9900	6300.0	67	34662	No
176	GOM_NL__2PRFIN20081016_144735_000000362073_00039_34662_4620.N1	16-OCT-2008 14:47:35	Bright	36.000	36	50Alp UMa	1.8000	6300.0	72	34662	No
177	GOM_NL__2PRFIN20081016_144909_000000352073_00039_34662_4621.N1	16-OCT-2008 14:49:09	Bright	34.500	82	48Bet UMa	2.3650	10600.	69	34662	No
178	GOM_NL__2PRFIN20081016_145233_000000352073_00039_34662_4622.N1	16-OCT-2008 14:52:33	Bright	34.500	174	52Psi UMa	3.0040	4400.0	69	34662	No
179	GOM_NL__2PRFIN20081016_145933_000000512073_00039_34662_4623.N1	16-OCT-2008 14:59:33	Bright	51.000	166	17Eps Leo	2.9800	6000.0	102	34662	No
180	GOM_NL__2PRFIN20081016_150251_000000582073_00039_34662_4624.N1	16-OCT-2008 15:02:51	Bright	58.000	22	32Alp Leo	1.3600	15200.	116	34662	No
181	GOM_NL__2PRFIN20081016_151020_000000582073_00039_34662_4625.N1	16-OCT-2008 15:10:20	Dark	57.500	48	30Alp Hya	1.9770	4100.0	115	34662	No
182	GOM_NL__2PRFIN20081016_151951_000000462073_00039_34662_4626.N1	16-OCT-2008 15:19:51	Dark	45.500	65	Lam Vel	2.2040	4400.0	91	34662	No
183	GOM_NL__2PRFIN20081016_152304_000000422073_00040_34663_4633.N1	16-OCT-2008 15:23:04	Dark	41.500	34	Gam2Vel	1.7930	23000.	83	34663	No
184	GOM_NL__2PRFIN20081016_152722_000000452073_00040_34663_4634.N1	16-OCT-2008 15:27:22	Dark	45.000	161	Tau Pup	2.9310	4500.0	90	34663	No
185	GOM_NL__2PRFIN20081016_152842_000000472073_00040_34663_4635.N1	16-OCT-2008 15:28:42	Dark	46.500	2	Alp Car	-0.73600	7000.0	93	34663	No
186	GOM_NL__2PRFIN20081016_153619_000000372073_00040_34663_4636.N1	16-OCT-2008 15:36:19	Dark	36.500	143	Alp Hyi	2.8570	7200.0	73	34663	No
187	GOM_NL__2PRFIN20081016_153746_000000472073_00040_34663_4637.N1	16-OCT-2008 15:37:46	Dark	47.000	9	Alp Eri	0.45300	24000.	94	34663	No
188	GOM_NL__2PRFIN20081016_154024_000000442073_00040_34663_4638.N1	16-OCT-2008 15:40:24	Straylight	43.500	157	The1Eri	2.9060	9300.0	87	34663	No
189	GOM_NL__2PRFIN20081016_154920_000000442073_00040_34663_4639.N1	16-OCT-2008 15:49:20	Straylight	43.500	52	16Bet Cet	2.0370	4500.0	87	34663	No
190	GOM_NL__2PRFIN20081016_155857_000000362073_00040_34663_4640.N1	16-OCT-2008 15:58:57	Bright	35.500	140	88Gam Peg	2.8340	26000.	71	34663	No
191	GOM_NL__2PRFIN20081016_160254_000000362073_00040_34663_4641.N1	16-OCT-2008 16:02:54	Bright	36.000	58	21Alp And	2.0730	11000.	72	34663	No
192	GOM_NL__2PRFIN20081016_160521_000000422073_00040_34663_4642.N1	16-OCT-2008 16:05:21	Bright	42.000	53	43Bet And	2.0480	3300.0	84	34663	No
193	GOM_NL__2PRFIN20081016_161054_000000362073_00040_34663_4643.N1	16-OCT-2008 16:10:54	Bright	36.000	68	18Alp Cas	2.2250	4500.0	72	34663	No
194	GOM_NL__2PRFIN20081016_161215_000000352073_00040_34663_4644.N1	16-OCT-2008 16:12:15	Bright	34.500	76	27Gam Cas	2.3000	30000.	69	34663	No
195	GOM_NL__2PRFIN20081016_161957_000000372073_00040_34663_4645.N1	16-OCT-2008 16:19:57	Bright	36.500	49	1Alp UMi	1.9900	6300.0	73	34663	No
196	GOM_NL__2PRFIN20081016_162811_000000382073_00040_34663_4646.N1	16-OCT-2008 16:28:11	Bright	38.000	36	50Alp UMa	1.8000	6300.0	76	34663	No
197	GOM_NL__2PRFIN20081016_162944_000000362073_00040_34663_4647.N1	16-OCT-2008 16:29:44	Bright	36.000	82	48Bet UMa	2.3650	10600.	72	34663	No
198	GOM_NL__2PRFIN20081016_163309_000000372073_00040_34663_4648.N1	16-OCT-2008 16:33:09	Bright	36.500	174	52Psi UMa	3.0040	4400.0	73	34663	No
199	GOM_NL__2PRFIN20081016_164009_000000512073_00040_34663_4649.N1	16-OCT-2008 16:40:09	Bright	51.000	166	17Eps Leo	2.9800	6000.0	102	34663	No
200	GOM_NL__2PRFIN20081016_164327_000000412073_00040_34663_4650.N1	16-OCT-2008 16:43:27	Bright	41.000	22	32Alp Leo	1.3600	15200.	82	34663	No
201	GOM_NL__2PRFIN20081016_165057_000000552073_00040_34663_4651.N1	16-OCT-2008 16:50:57	Dark	55.000	48	30Alp Hya	1.9770	4100.0	110	34663	No
202	GOM_NL__2PRFIN20081016_170027_000000522073_00040_34663_4652.N1	16-OCT-2008 17:00:27	Dark	52.000	65	Lam Vel	2.2040	4400.0	104	34663	No
203	GOM_NL__2PRFIN20081016_170340_000000432073_00041_34664_4653.N1	16-OCT-2008 17:03:40	Dark	42.500	34	Gam2Vel	1.7930	23000.	85	34664	No
204	GOM_NL__2PRFIN20081016_170759_000000442073_00041_34664_4654.N1	16-OCT-2008 17:07:59	Dark	44.000	161	Tau Pup	2.9310	4500.0	88	34664	No
205	GOM_NL__2PRFIN20081016_170919_000000482073_00041_34664_4655.N1	16-OCT-2008 17:09:19	Dark	47.500	2	Alp Car	-0.73600	7000.0	95	34664	No
206	GOM_NL__2PRFIN20081016_171656_000000382073_00041_34664_4656.N1	16-OCT-2008 17:16:56	Dark	37.500	143	Alp Hyi	2.8570	7200.0	75	34664	No
207	GOM_NL__2PRFIN20081016_171822_000000482073_00041_34664_4657.N1	16-OCT-2008 17:18:22	Dark	48.000	9	Alp Eri	0.45300	24000.	96	34664	No
208	GOM_NL__2PRFIN20081016_172100_000000432073_00041_34664_4658.N1	16-OCT-2008 17:21:00	Straylight	43.000	157	The1Eri	2.9060	9300.0	86	34664	No
209	GOM_NL__2PRFIN20081016_172957_000000432073_00041_34664_4659.N1	16-OCT-2008 17:29:57	Straylight	42.500	52	16Bet Cet	2.0370	4500.0	85	34664	No
210	GOM_NL__2PRFIN20081016_173934_000000372073_00041_34664_4660.N1	16-OCT-2008 17:39:34	Bright	36.500	140	88Gam Peg	2.8340	26000.	73	34664	No
211	GOM_NL__2PRFIN20081016_174330_000000362073_00041_34664_4661.N1	16-OCT-2008 17:43:30	Bright	36.000	58	21Alp And	2.0730	11000.	72	34664	No
212	GOM_NL__2PRFIN20081016_174556_000000382073_00041_34664_4662.N1	16-OCT-2008 17:45:56	Bright	38.000	53	43Bet And	2.0480	3300.0	76	34664	No
213	GOM_NL__2PRFIN20081016_175130_000000382073_00041_34664_4663.N1	16-OCT-2008 17:51:30	Bright	38.000	68	18Alp Cas	2.2250	4500.0	76	34664	No
214	GOM_NL__2PRFIN20081016_175251_000000382073_00041_34664_4664.N1	16-OCT-2008 17:52:51	Bright	37.500	76	27Gam Cas	2.3000	30000.	75	34664	No
215	GOM_NL__2PRFIN20081016_180033_000000362073_00041_34664_4665.N1	16-OCT-2008 18:00:33	Bright	35.500	49	1Alp UMi	1.9900	6300.0	71	34664	No
216	GOM_NL__2PRFIN20081016_180847_000000362073_00041_34664_4666.N1	16-OCT-2008 18:08:47	Bright	35.500	36	50Alp UMa	1.8000	6300.0	71	34664	No
217	GOM_NL__2PRFIN20081016_181021_000000352073_00041_34664_4667.N1	16-OCT-2008 18:10:21	Bright	35.000	82	48Bet UMa	2.3650	10600.	70	34664	No
218	GOM_NL__2PRFIN20081016_181345_000000352073_00041_34664_4668.N1	16-OCT-2008 18:13:45	Bright	34.500	174	52Psi UMa	3.0040	4400.0	69	34664	No
219	GOM_NL__2PRFIN20081016_182046_000000402073_00041_34664_4669.N1	16-OCT-2008 18:20:46	Bright	40.000	166	17Eps Leo	2.9800	6000.0	80	34664	No

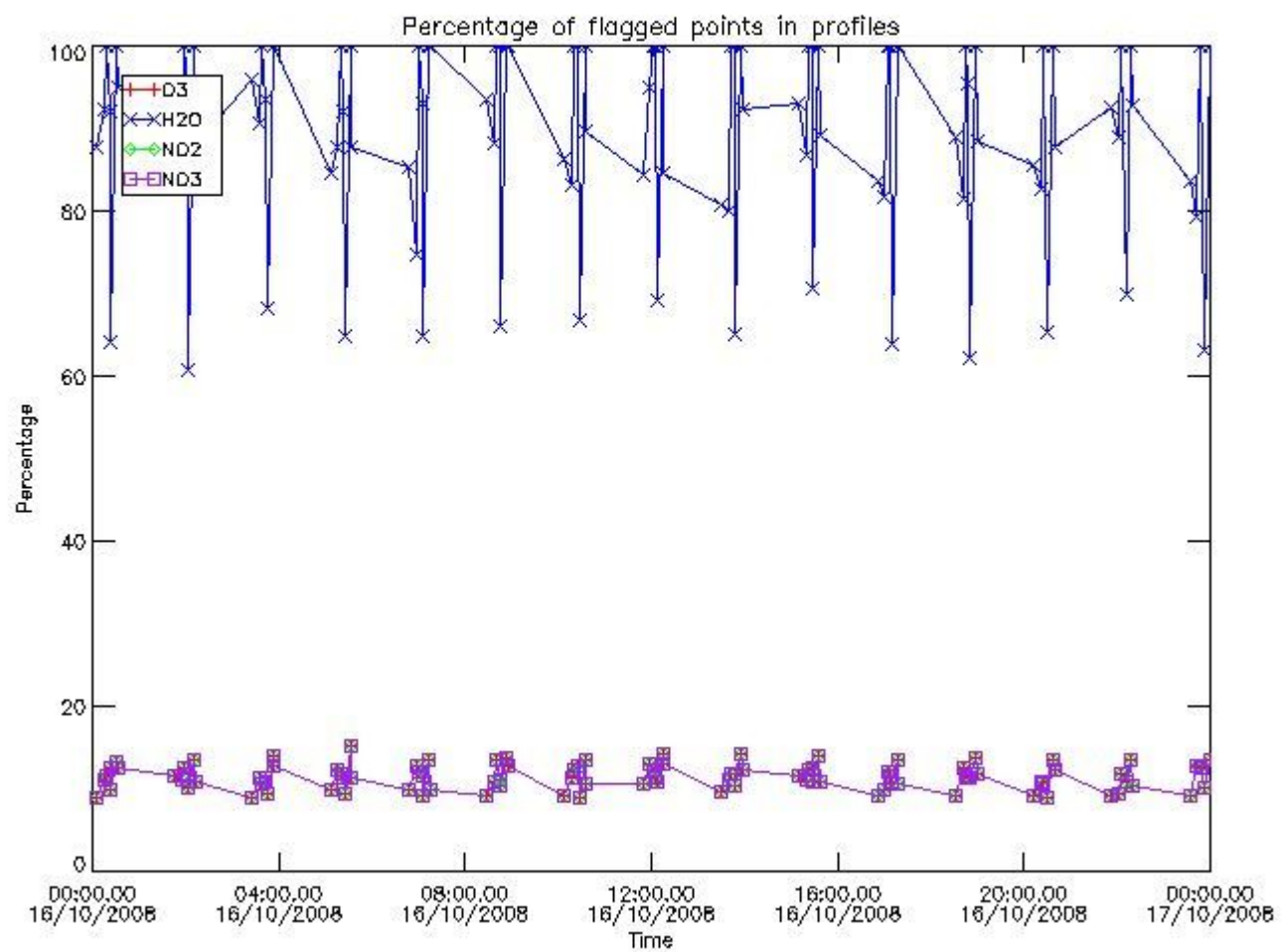
220	GOM_NL__2PRFIN20081016_182403_000000402073_00041_34664_4670.N1	16-OCT-2008 18:24:03	Bright	40.000	22	32Alp Leo	1.3600	15200.	80	34664	No
221	GOM_NL__2PRFIN20081016_183133_000000552073_00041_34664_4671.N1	16-OCT-2008 18:31:33	Dark	55.000	48	30Alp Hya	1.9770	4100.0	110	34664	No
222	GOM_NL__2PRFIN20081016_184104_000000412073_00041_34664_4672.N1	16-OCT-2008 18:41:04	Dark	41.000	65	Lam Vel	2.2040	4400.0	82	34664	No
223	GOM_NL__2PRFIN20081016_184417_000000452073_00042_34665_4665.N1	16-OCT-2008 18:44:17	Dark	44.500	34	Gam2Vel	1.7930	23000.	89	34665	No
224	GOM_NL__2PRFIN20081016_184835_000000452073_00042_34665_4666.N1	16-OCT-2008 18:48:35	Dark	45.000	161	Tau Pup	2.9310	4500.0	90	34665	No
225	GOM_NL__2PRFIN20081016_184955_000000502073_00042_34665_4667.N1	16-OCT-2008 18:49:55	Dark	49.500	2	Alp Car	-0.73600	7000.0	99	34665	No
226	GOM_NL__2PRFIN20081016_185732_000000372073_00042_34665_4668.N1	16-OCT-2008 18:57:32	Dark	37.000	143	Alp Hyi	2.8570	7200.0	74	34665	No
227	GOM_NL__2PRFIN20081016_185858_000000442073_00042_34665_4669.N1	16-OCT-2008 18:58:58	Dark	43.500	9	Alp Eri	0.45300	24000.	87	34665	No
228	GOM_NL__2PRFIN20081016_190137_000000442073_00042_34665_4670.N1	16-OCT-2008 19:01:37	Straylight	44.000	157	The1Eri	2.9060	9300.0	88	34665	No
229	GOM_NL__2PRFIN20081016_191033_000000442073_00042_34665_4671.N1	16-OCT-2008 19:10:33	Straylight	44.000	52	16Bet Cet	2.0370	4500.0	88	34665	No
230	GOM_NL__2PRFIN20081016_192009_000000362073_00042_34665_4672.N1	16-OCT-2008 19:20:09	Bright	35.500	140	88Gam Peg	2.8340	26000.	71	34665	No
231	GOM_NL__2PRFIN20081016_192406_000000372073_00042_34665_4673.N1	16-OCT-2008 19:24:06	Bright	36.500	58	21Alp And	2.0730	11000.	73	34665	No
232	GOM_NL__2PRFIN20081016_192632_000000422073_00042_34665_4674.N1	16-OCT-2008 19:26:32	Bright	41.500	53	43Bet And	2.0480	3300.0	83	34665	No
233	GOM_NL__2PRFIN20081016_193206_000000382073_00042_34665_4675.N1	16-OCT-2008 19:32:06	Bright	37.500	68	18Alp Cas	2.2250	4500.0	75	34665	No
234	GOM_NL__2PRFIN20081016_193327_000000382073_00042_34665_4676.N1	16-OCT-2008 19:33:27	Bright	37.500	76	27Gam Cas	2.3000	30000.	75	34665	No
235	GOM_NL__2PRFIN20081016_194109_000000362073_00042_34665_4677.N1	16-OCT-2008 19:41:09	Bright	36.000	49	1Alp UMi	1.9900	6300.0	72	34665	No
236	GOM_NL__2PRFIN20081016_194923_000000372073_00042_34665_4678.N1	16-OCT-2008 19:49:23	Bright	37.000	36	50Alp UMa	1.8000	6300.0	74	34665	No
237	GOM_NL__2PRFIN20081016_195057_000000352073_00042_34665_4679.N1	16-OCT-2008 19:50:57	Bright	35.000	82	48Bet UMa	2.3650	10600.	70	34665	No
238	GOM_NL__2PRFIN20081016_195421_000000362073_00042_34665_4680.N1	16-OCT-2008 19:54:21	Bright	36.000	174	52Psi UMa	3.0040	4400.0	72	34665	No
239	GOM_NL__2PRFIN20081016_200122_000000402073_00042_34665_4681.N1	16-OCT-2008 20:01:22	Bright	40.000	166	17Eps Leo	2.9800	6000.0	80	34665	No
240	GOM_NL__2PRFIN20081016_200440_000000582073_00042_34665_4682.N1	16-OCT-2008 20:04:40	Bright	58.000	22	32Alp Leo	1.3600	15200.	116	34665	No
241	GOM_NL__2PRFIN20081016_201210_000000562073_00042_34665_4683.N1	16-OCT-2008 20:12:10	Dark	55.500	48	30Alp Hya	1.9770	4100.0	111	34665	No
242	GOM_NL__2PRFIN20081016_202141_000000472073_00042_34665_4684.N1	16-OCT-2008 20:21:41	Dark	46.500	65	Lam Vel	2.2040	4400.0	93	34665	No
243	GOM_NL__2PRFIN20081016_202454_000000482073_00043_34666_4688.N1	16-OCT-2008 20:24:54	Dark	48.000	34	Gam2Vel	1.7930	23000.	96	34666	No
244	GOM_NL__2PRFIN20081016_203032_000000572073_00043_34666_4689.N1	16-OCT-2008 20:30:32	Dark	56.500	2	Alp Car	-0.73600	7000.0	113	34666	No
245	GOM_NL__2PRFIN20081016_203808_000000382073_00043_34666_4690.N1	16-OCT-2008 20:38:08	Dark	37.500	143	Alp Hyi	2.8570	7200.0	75	34666	No
246	GOM_NL__2PRFIN20081016_203934_000000462073_00043_34666_4691.N1	16-OCT-2008 20:39:34	Dark	45.500	9	Alp Eri	0.45300	24000.	91	34666	No
247	GOM_NL__2PRFIN20081016_204213_000000452073_00043_34666_4692.N1	16-OCT-2008 20:42:13	Straylight	45.000	157	The1Eri	2.9060	9300.0	90	34666	No
248	GOM_NL__2PRFIN20081016_205109_000000442073_00043_34666_4693.N1	16-OCT-2008 20:51:09	Straylight	44.000	52	16Bet Cet	2.0370	4500.0	88	34666	No
249	GOM_NL__2PRFIN20081016_210045_000000362073_00043_34666_4694.N1	16-OCT-2008 21:00:45	Bright	36.000	140	88Gam Peg	2.8340	26000.	72	34666	No
250	GOM_NL__2PRFIN20081016_210442_000000372073_00043_34666_4695.N1	16-OCT-2008 21:04:42	Bright	36.500	58	21Alp And	2.0730	11000.	73	34666	No
251	GOM_NL__2PRFIN20081016_210708_000000392073_00043_34666_4696.N1	16-OCT-2008 21:07:08	Bright	38.500	53	43Bet And	2.0480	3300.0	77	34666	No
252	GOM_NL__2PRFIN20081016_211242_000000392073_00043_34666_4697.N1	16-OCT-2008 21:12:42	Bright	38.500	68	18Alp Cas	2.2250	4500.0	77	34666	No
253	GOM_NL__2PRFIN20081016_211403_000000372073_00043_34666_4698.N1	16-OCT-2008 21:14:03	Bright	37.000	76	27Gam Cas	2.3000	30000.	74	34666	No
254	GOM_NL__2PRFIN20081016_212144_000000362073_00043_34666_4699.N1	16-OCT-2008 21:21:44	Bright	36.000	49	1Alp UMi	1.9900	6300.0	72	34666	No
255	GOM_NL__2PRFIN20081016_212959_000000372073_00043_34666_4700.N1	16-OCT-2008 21:29:59	Bright	36.500	36	50Alp UMa	1.8000	6300.0	73	34666	No
256	GOM_NL__2PRFIN20081016_213132_000000532073_00043_34666_4701.N1	16-OCT-2008 21:31:32	Bright	52.500	82	48Bet UMa	2.3650	10600.	105	34666	No
257	GOM_NL__2PRFIN20081016_213457_000000352073_00043_34666_4702.N1	16-OCT-2008 21:34:57	Bright	35.000	174	52Psi UMa	3.0040	4400.0	70	34666	No
258	GOM_NL__2PRFIN20081016_214158_000000282073_00043_34666_4703.N1	16-OCT-2008 21:41:58	Tw_i_and_stray	28.000	166	17Eps Leo	2.9800	6000.0	56	34666	No
259	GOM_NL__2PRFIN20081016_214516_000000412073_00043_34666_4704.N1	16-OCT-2008 21:45:16	Bright	41.000	22	32Alp Leo	1.3600	15200.	82	34666	No
260	GOM_NL__2PRFIN20081016_215246_000000612073_00043_34666_4705.N1	16-OCT-2008 21:52:46	Dark	60.500	48	30Alp Hya	1.9770	4100.0	121	34666	No
261	GOM_NL__2PRFIN20081016_220217_000000552073_00043_34666_4706.N1	16-OCT-2008 22:02:17	Dark	54.500	65	Lam Vel	2.2040	4400.0	109	34666	No
262	GOM_NL__2PRFIN20081016_220530_000000432073_00044_34667_4705.N1	16-OCT-2008 22:05:30	Dark	43.000	34	Gam2Vel	1.7930	23000.	86	34667	No
263	GOM_NL__2PRFIN20081016_221109_000000472073_00044_34667_4706.N1	16-OCT-2008 22:11:09	Dark	47.000	2	Alp Car	-0.73600	7000.0	94	34667	No
264	GOM_NL__2PRFIN20081016_221844_000000382073_00044_34667_4707.N1	16-OCT-2008 22:18:44	Dark	38.000	143	Alp Hyi	2.8570	7200.0	76	34667	No
265	GOM_NL__2PRFIN20081016_222010_000000502073_00044_34667_4708.N1	16-OCT-2008 22:20:10	Dark	49.500	9	Alp Eri	0.45300	24000.	99	34667	No
266	GOM_NL__2PRFIN20081016_222250_000000452073_00044_34667_4709.N1	16-OCT-2008 22:22:50	Straylight	44.500	157	The1Eri	2.9060	9300.0	89	34667	No
267	GOM_NL__2PRFIN20081016_223145_000000432073_00044_34667_4710.N1	16-OCT-2008 22:31:45	Straylight	42.500	52	16Bet Cet	2.0370	4500.0	85	34667	No
268	GOM_NL__2PRFIN20081016_224121_000000362073_00044_34667_4711.N1	16-OCT-2008 22:41:21	Bright	35.500	140	88Gam Peg	2.8340	26000.	71	34667	No
269	GOM_NL__2PRFIN20081016_224518_000000372073_00044_34667_4712.N1	16-OCT-2008 22:45:18	Bright	36.500	58	21Alp And	2.0730	11000.	73	34667	No
270	GOM_NL__2PRFIN20081016_224743_000000412073_00044_34667_4713.N1	16-OCT-2008 22:47:43	Bright	41.000	53	43Bet And	2.0480	3300.0	82	34667	No
271	GOM_NL__2PRFIN20081016_225317_000000382073_00044_34667_4714.N1	16-OCT-2008 22:53:17	Bright	37.500	68	18Alp Cas	2.2250	4500.0	75	34667	No
272	GOM_NL__2PRFIN20081016_225438_000000382073_00044_34667_4715.N1	16-OCT-2008 22:54:38	Bright	37.500	76	27Gam Cas	2.3000	30000.	75	34667	No
273	GOM_NL__2PRFIN20081016_230220_000000352073_00044_34667_4716.N1	16-OCT-2008 23:02:20	Bright	35.000	49	1Alp UMi	1.9900	6300.0	70	34667	No
274	GOM_NL__2PRFIN20081016_231035_000000392073_00044_34667_4717.N1	16-OCT-2008 23:10:35	Bright	38.500	36	50Alp UMa	1.8000	6300.0	77	34667	No
275	GOM_NL__2PRFIN20081016_231208_000000412073_00044_34667_4718.N1	16-OCT-2008 23:12:08	Bright	41.000	82	48Bet UMa	2.3650	10600.	82	34667	No
276	GOM_NL__2PRFIN20081016_231533_000000532073_00044_34667_4719.N1	16-OCT-2008 23:15:33	Bright	53.000	174	52Psi UMa	3.0040	4400.0	106	34667	No
277	GOM_NL__2PRFIN20081016_232234_000000282073_00044_34667_4720.N1	16-OCT-2008 23:22:34	Tw_i_and_stray	28.000	166	17Eps Leo	2.9800	6000.0	56	34667	No
278	GOM_NL__2PRFIN20081016_232552_000000422073_00044_34667_4721.N1	16-OCT-2008 23:25:52	Bright	42.000	22	32Alp Leo	1.3600	15200.	84	34667	No

279	GOM_NL__2PRFIN20081016_233323_00000562073_00044_34667_4722.N1	16-OCT-2008 23:33:23	Dark	55.500	48	30Alp Hya	1.9770	4100.0	111	34667	No
280	GOM_NL__2PRFIN20081016_234254_00000442073_00044_34667_4723.N1	16-OCT-2008 23:42:54	Dark	44.000	65	Lam Vel	2.2040	4400.0	88	34667	No
281	GOM_NL__2PRFIN20081016_234607_00000412073_00045_34668_4719.N1	16-OCT-2008 23:46:07	Dark	41.000	34	Gam2Vel	1.7930	23000.	82	34668	No
282	GOM_NL__2PRFIN20081016_235145_00000512073_00045_34668_4720.N1	16-OCT-2008 23:51:45	Dark	50.500	2	Alp Car	-0.73600	7000.0	101	34668	No
283	GOM_NL__2PRFIN20081016_235920_00000382073_00045_34668_4721.N1	16-OCT-2008 23:59:20	Dark	38.000	143	Alp Hyi	2.8570	7200.0	76	34668	No

3. Quality information per product

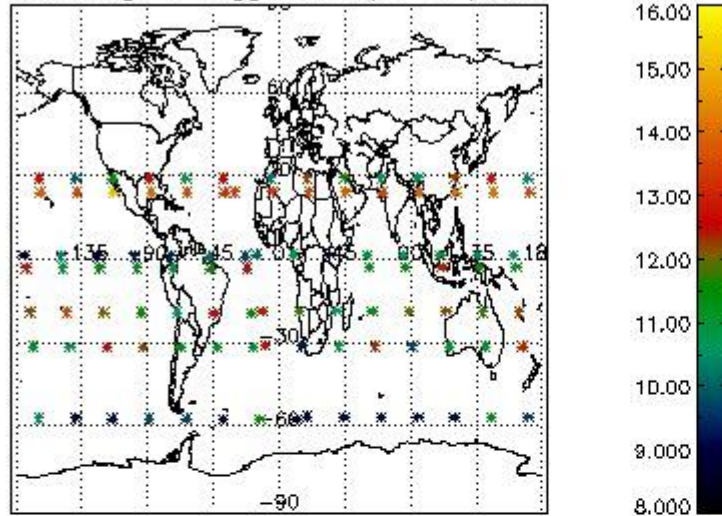
In this section it is plotted some information contained in the Quality Summary data set of the level 2 products. Only products in dark limb conditions and without errors (error flag in the MPH set to "0") are used.

3.1 Plot quality information per product (time dependant)

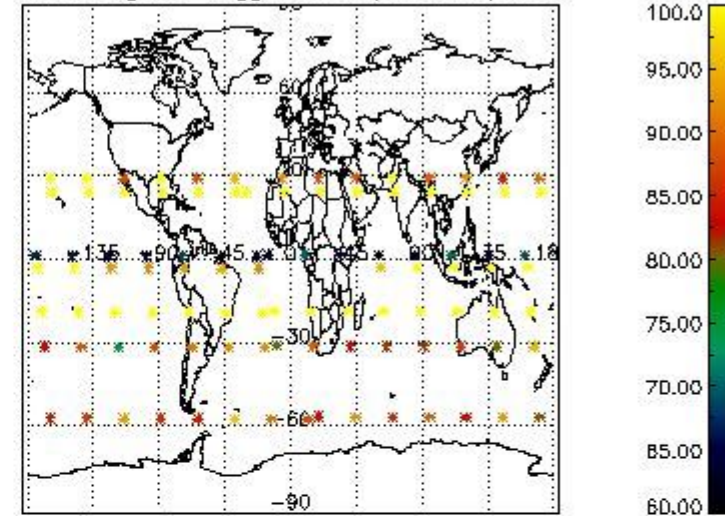


3.2 Plot quality information per product (world map)

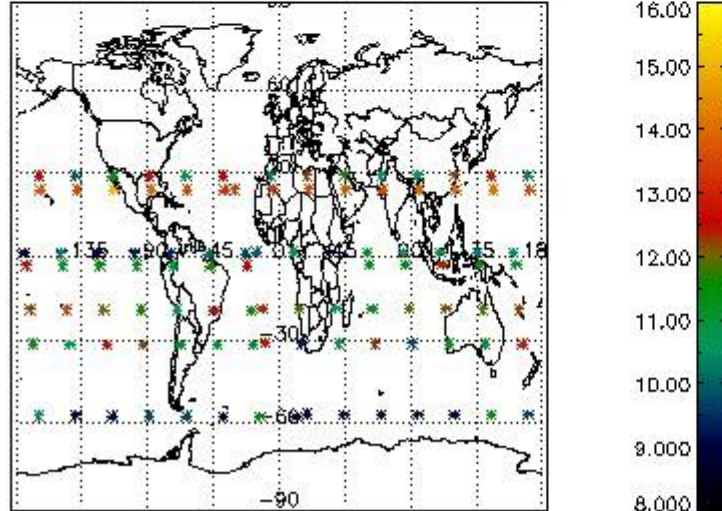
Percentage of flagged data per O3 profile



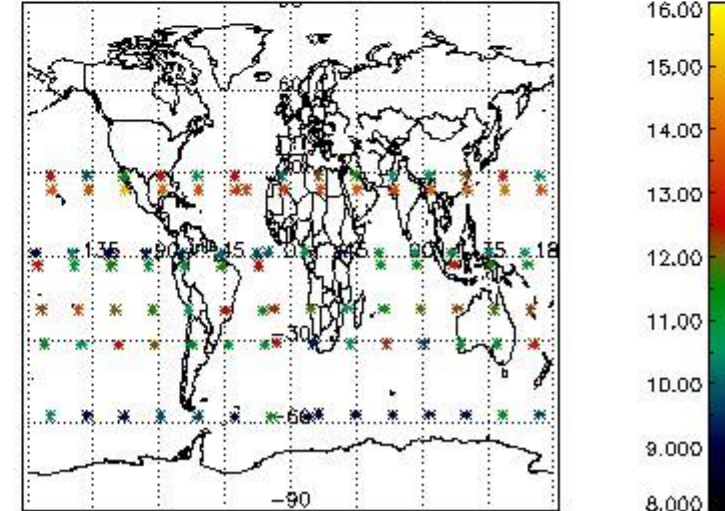
Percentage of flagged data per H2O profile



Percentage of flagged data per NO2 profile



Percentage of flagged data per NO3 profile

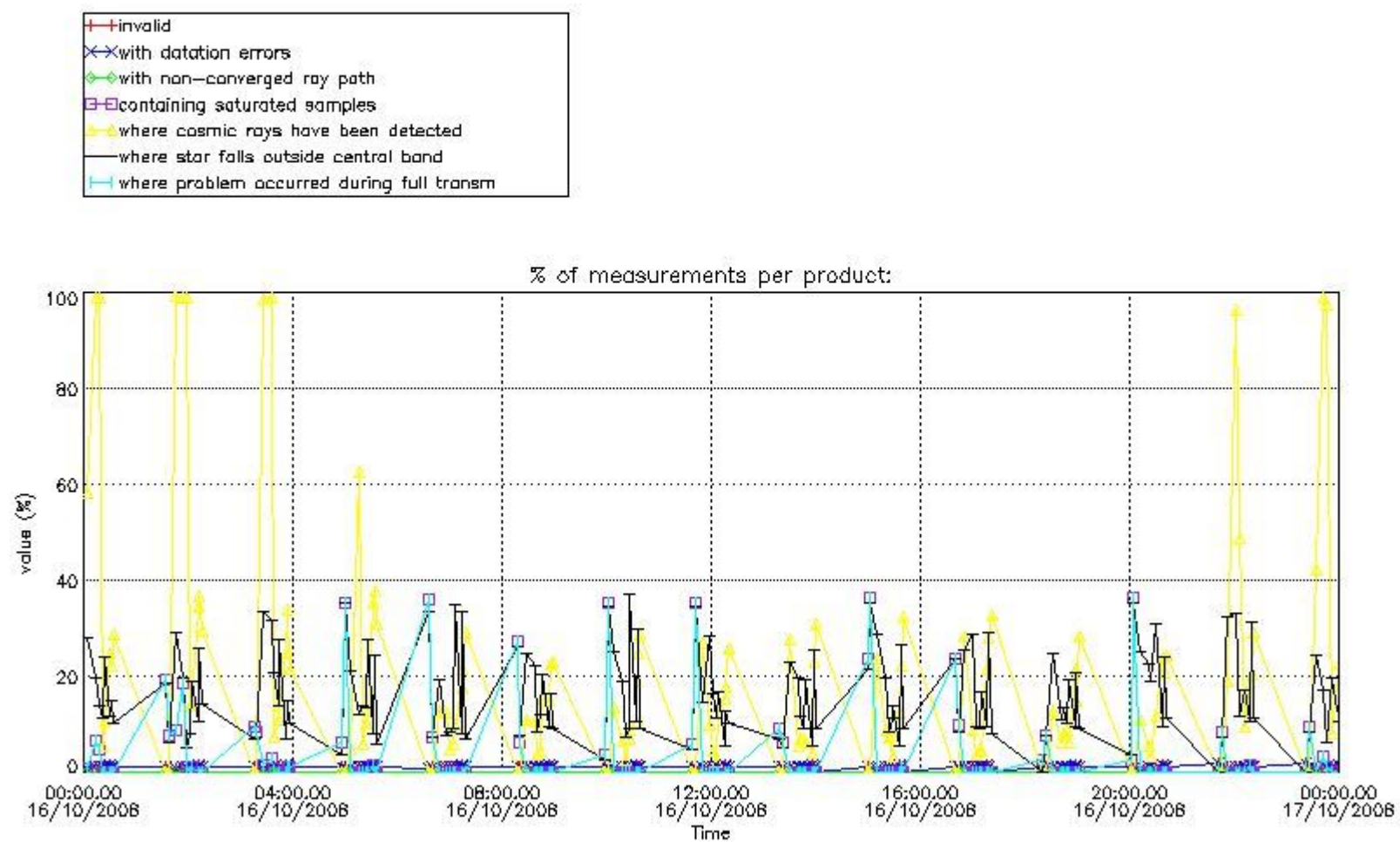


4. Level 1 quality information per product

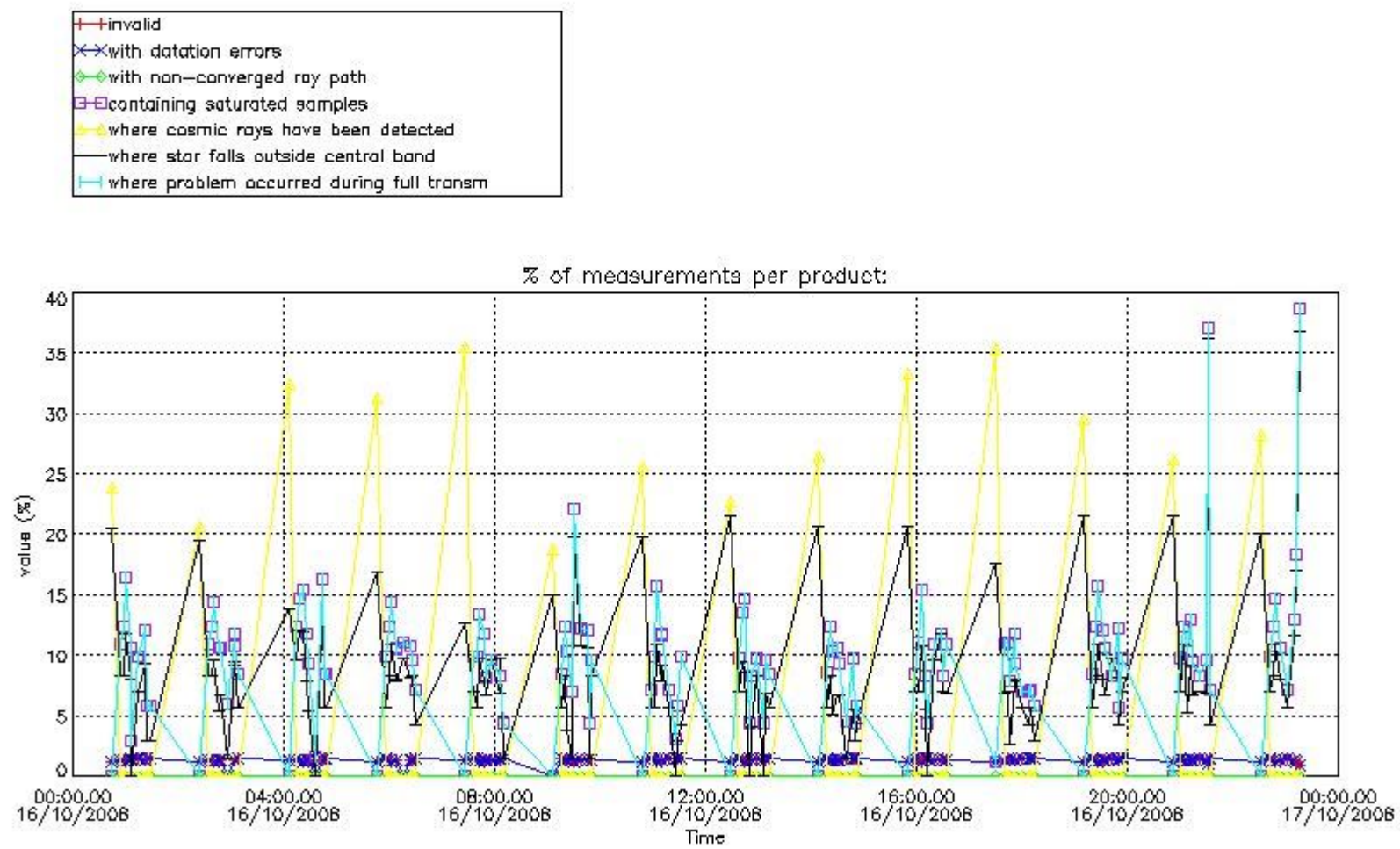
In this section it is plotted some information contained in the Quality Summary data set of the level 2 products that comes from the level 1b processing. Products without errors (error flag in the MPH set to "0") are used.

4.1 Plot quality information per product (time dependant) coming from level 1b processing

4.1.1 Plot level 1 quality information per product (time dependant): ENVISAT ASCENDING passes



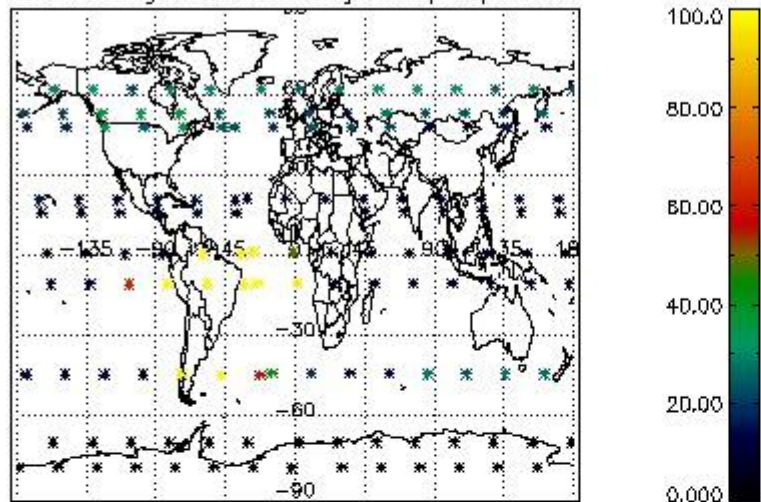
4.1.2 Plot level 1 quality information per product (time dependant): ENVI SAT DESCENDING passes



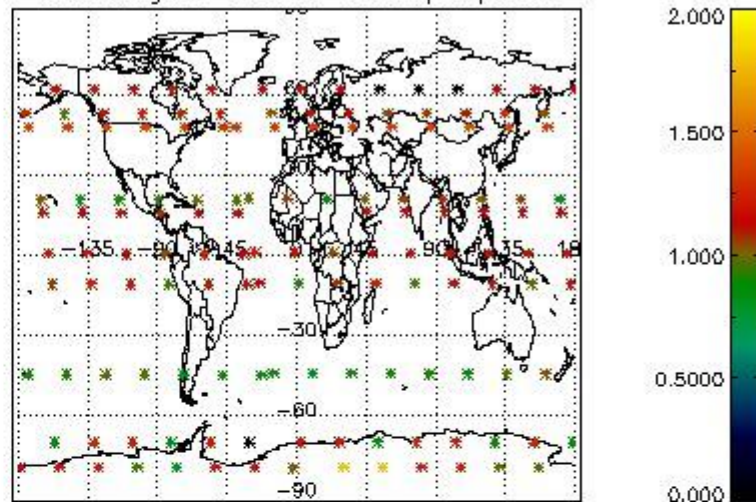
4.2 Plot quality information per product coming from level 1b processing (world map)

4.2.1 Plot level 1 quality information per product (world map): ENVISAT ASCENDING passes

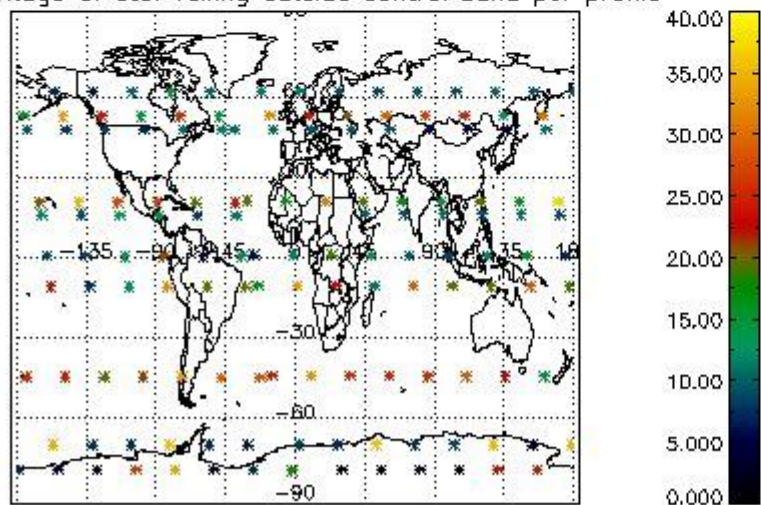
Percentage of cosmic ray hits per profile



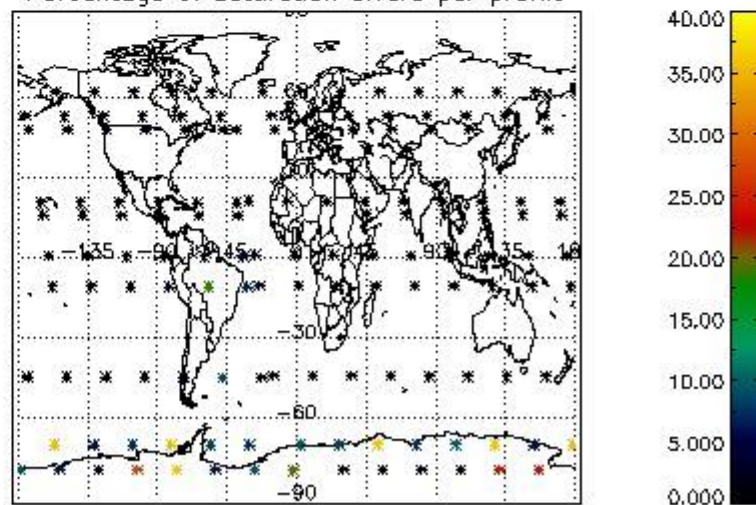
Percentage of datation errors per profile



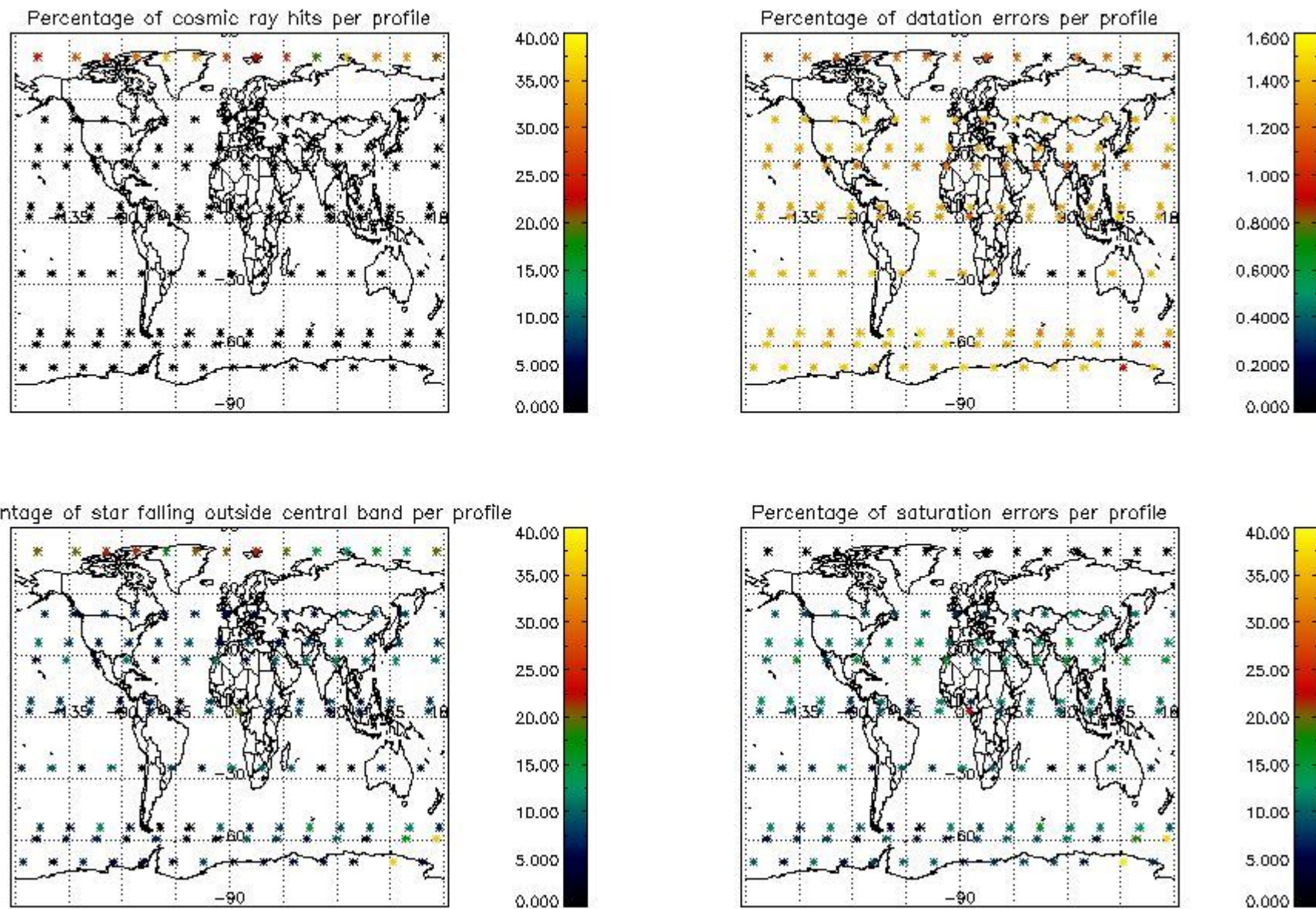
Percentage of star falling outside central band per profile



Percentage of saturation errors per profile



4.2.2 Plot level 1 quality information per product (world map): ENVISAT DESCENDING passes



5. Trace gas profiles

5.1 Ozone statistics based on quality of products

The final quality of the products can be "measured" using the STD (Standard Deviation) attached to every point profile. This information is written to the parameter GOM_NL__2P/NL_LOCAL_SPECIES_DENSITY/o3_std of the level 2 products. The table below shows the statistics for given STD ranges.

The statistics are given with respect to the overall valid production:

- Products without fatal errors: GOM_NL__2P/MPH/PRODUCT_ERR=0
- Valid point profile: GOM_NL__2P/NL_LOCAL_SPECIES_DENSITY/pcd(0)=0

The 'Criteria' is applied to valid points of dark limb products:

- Products in dark limb illumination condition: GOM_NL__2P/NL_SUMMARY_QUALITY/obs_ill_cond=0
- Products without fatal errors: GOM_NL__2P/MPH/PRODUCT_ERR=0
- Valid point profile: GOM_NL__2P/NL_LOCAL_SPECIES_DENSITY/pcd(0)=0

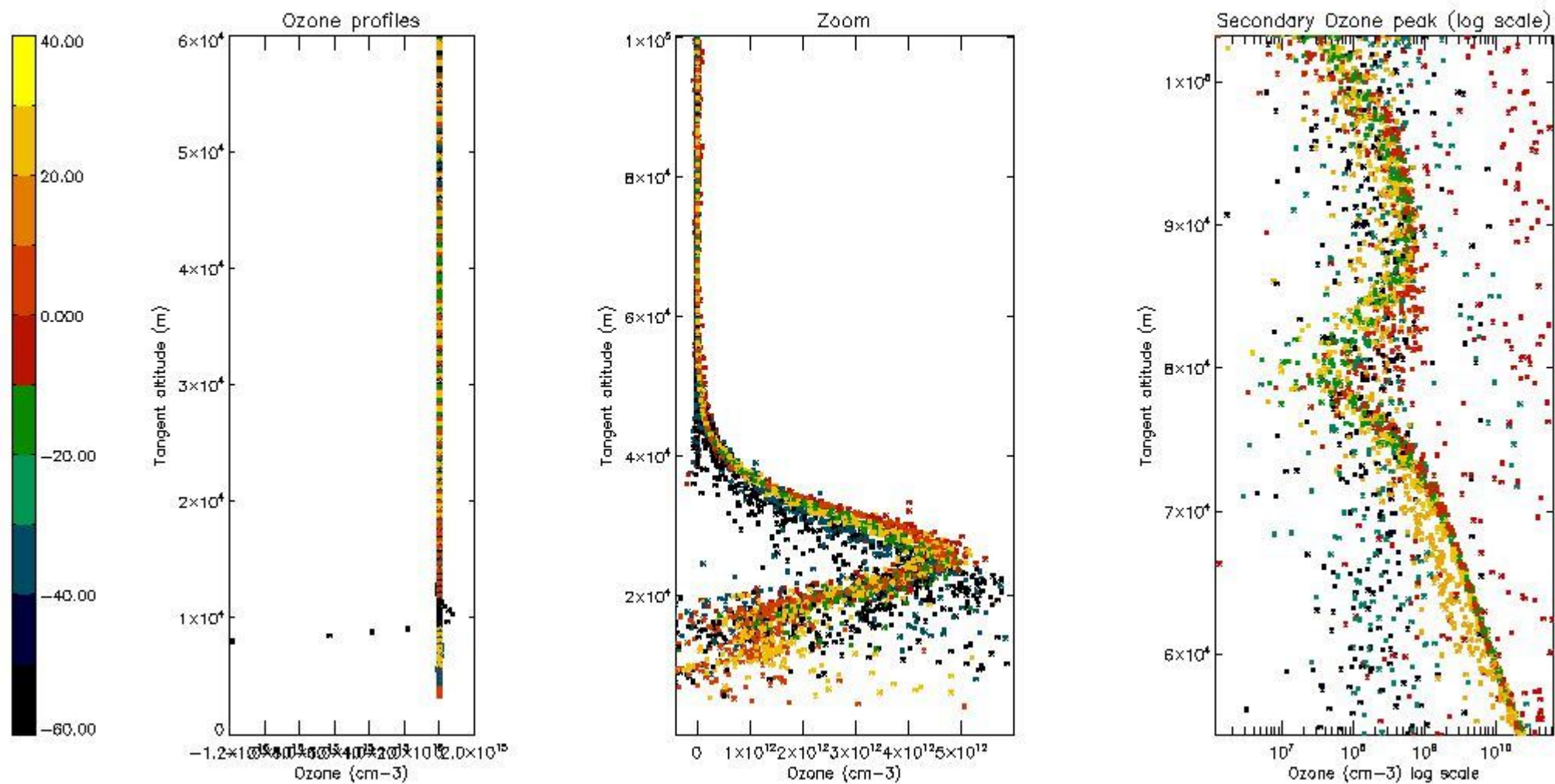
So, the table below shows the percentage of dark limb and valid observations for each criteria with respect to the overall valid daily observations.

Criteria	% of total production
All STD	41
STD < 20	20

STD < 10	14
STD < 5	10

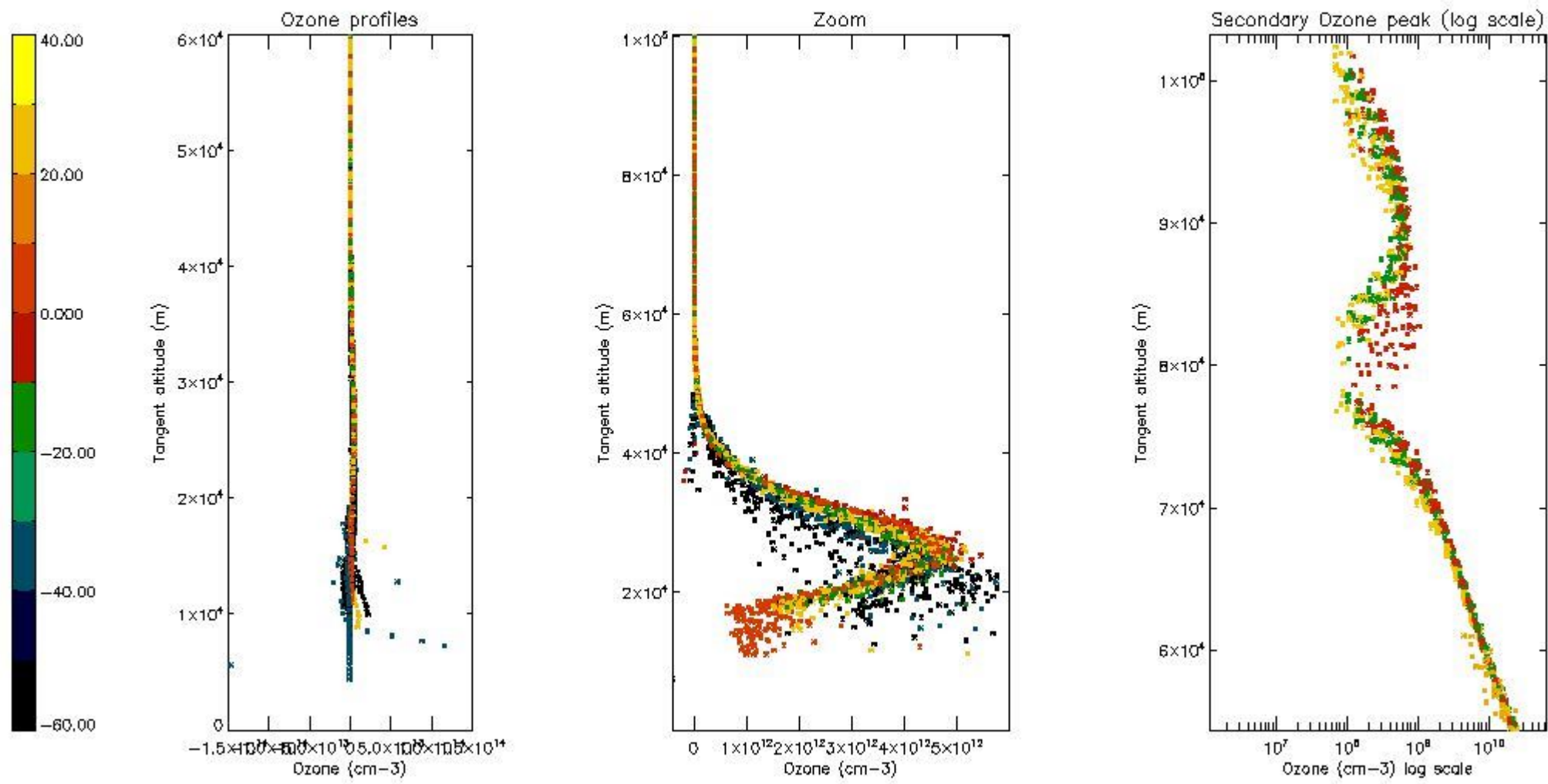
5.2 Plot ozone profiles for all STD (dark without errors)

The colorbar represents the latitude.



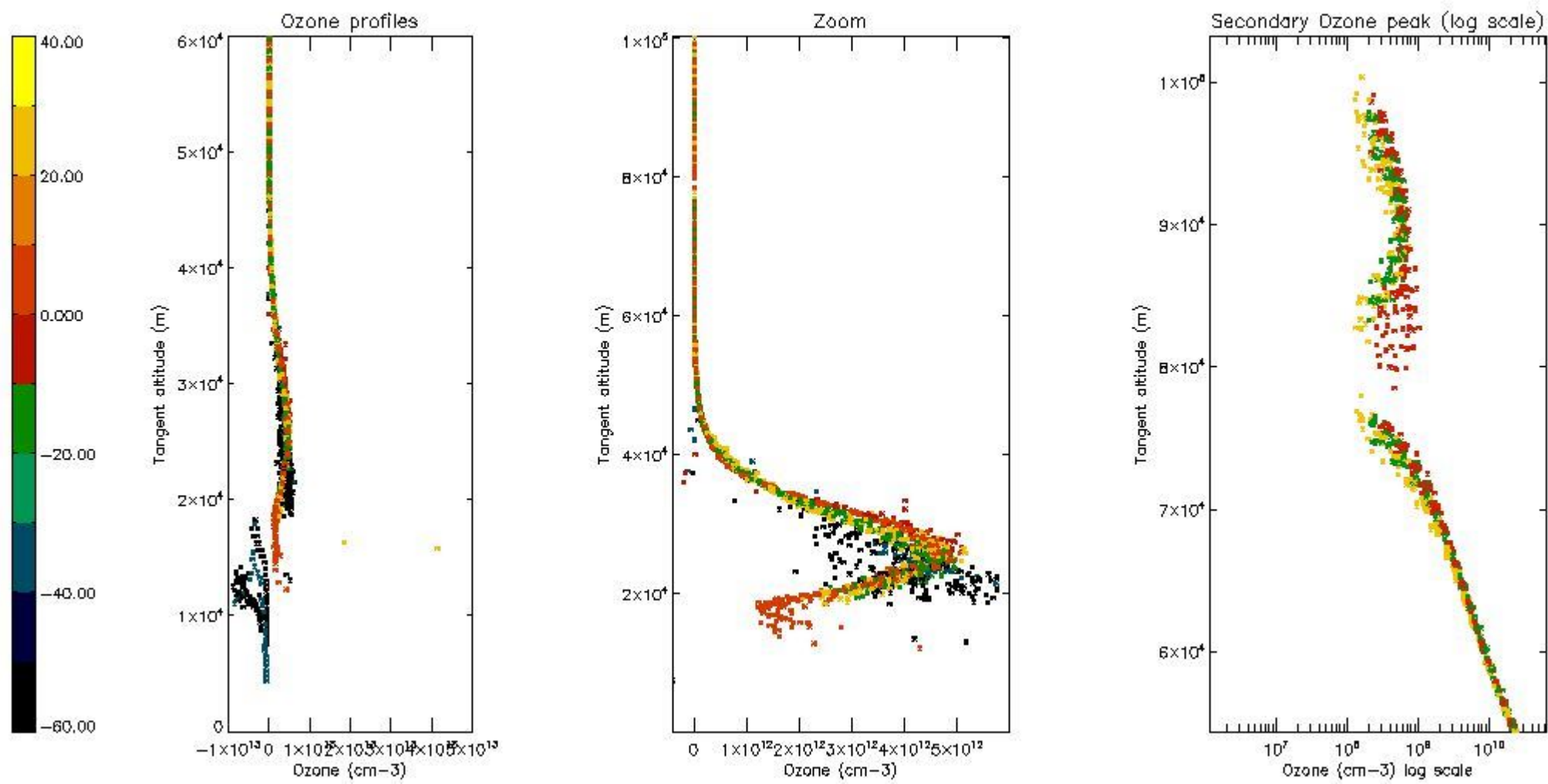
5.3 Plot ozone profiles where STD < 20% (dark without errors)

The colorbar represents the latitude.



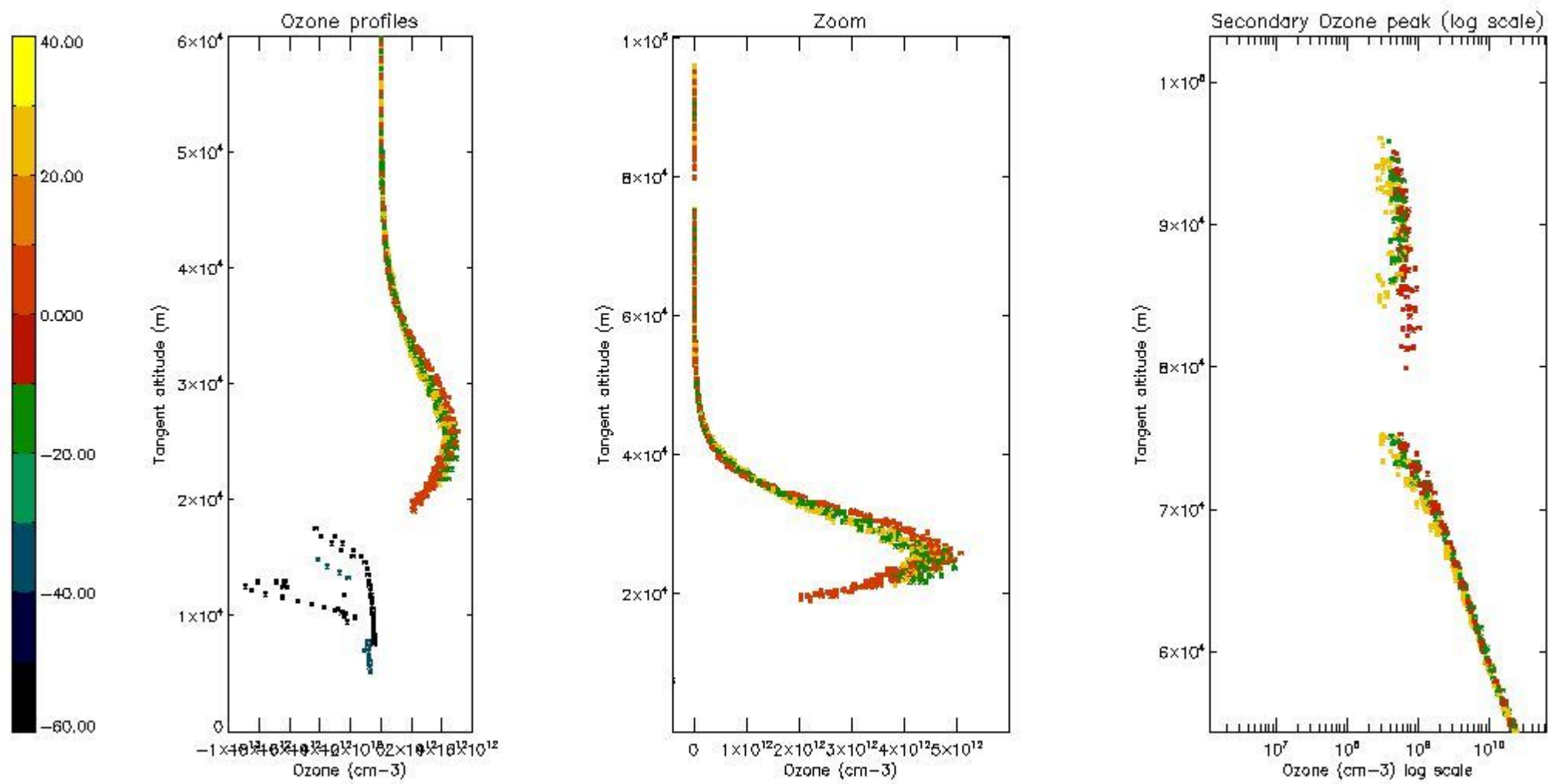
5.4 Plot ozone profiles where STD < 10% (dark without errors)

The colorbar represents the latitude.



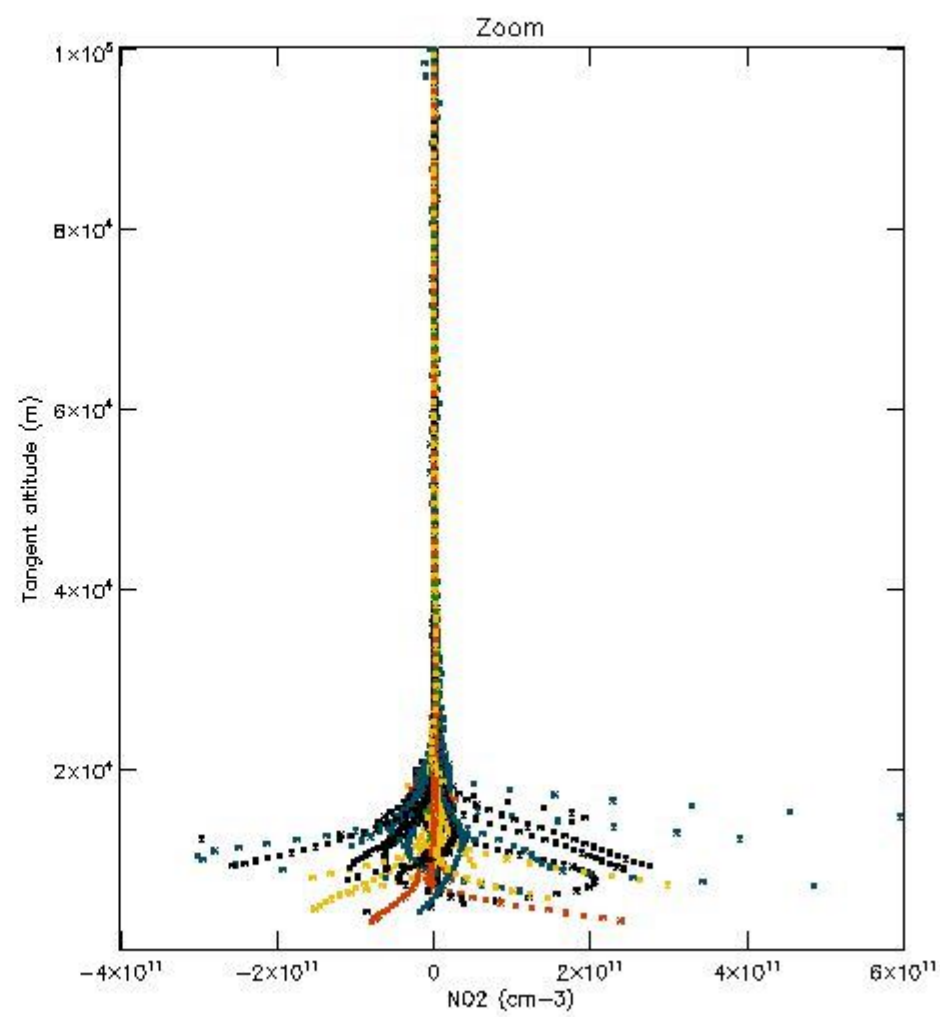
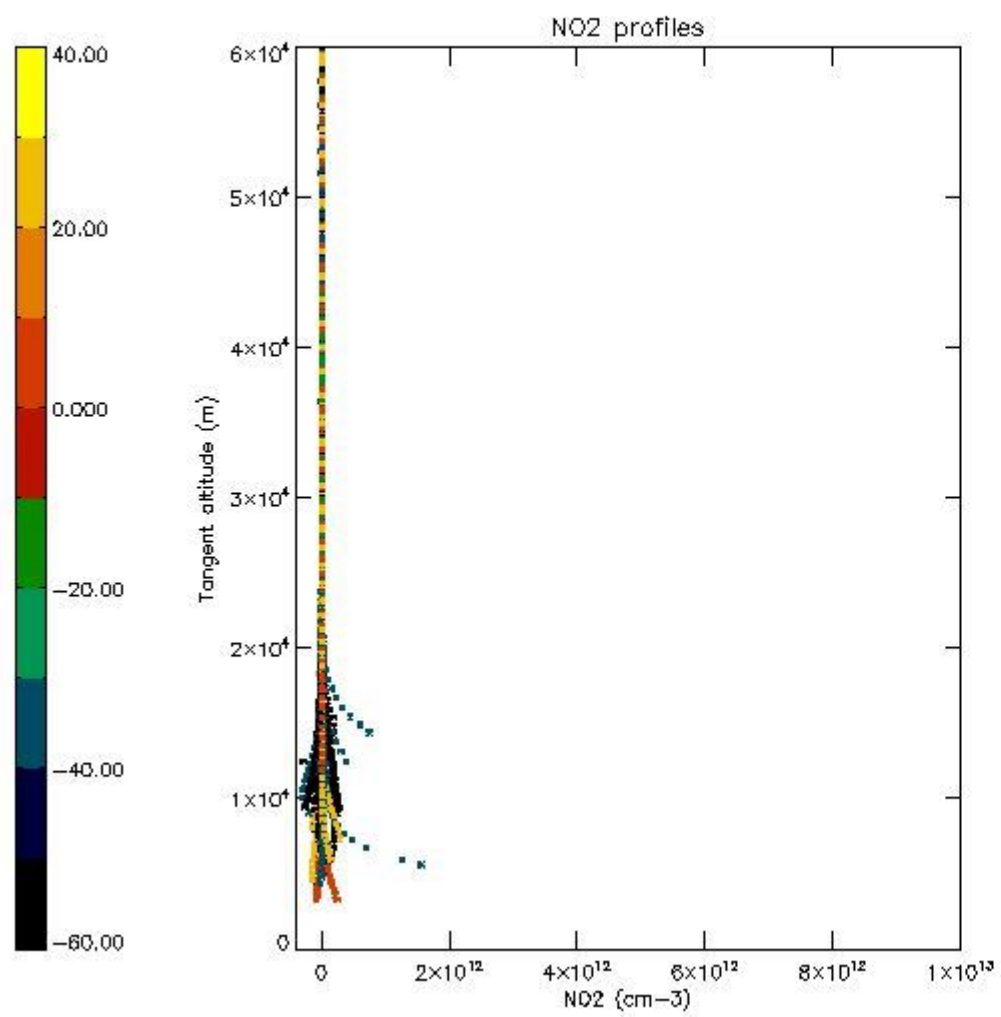
5.5 Plot ozone profiles where STD < 5% (dark without errors)

The colorbar represents the latitude.



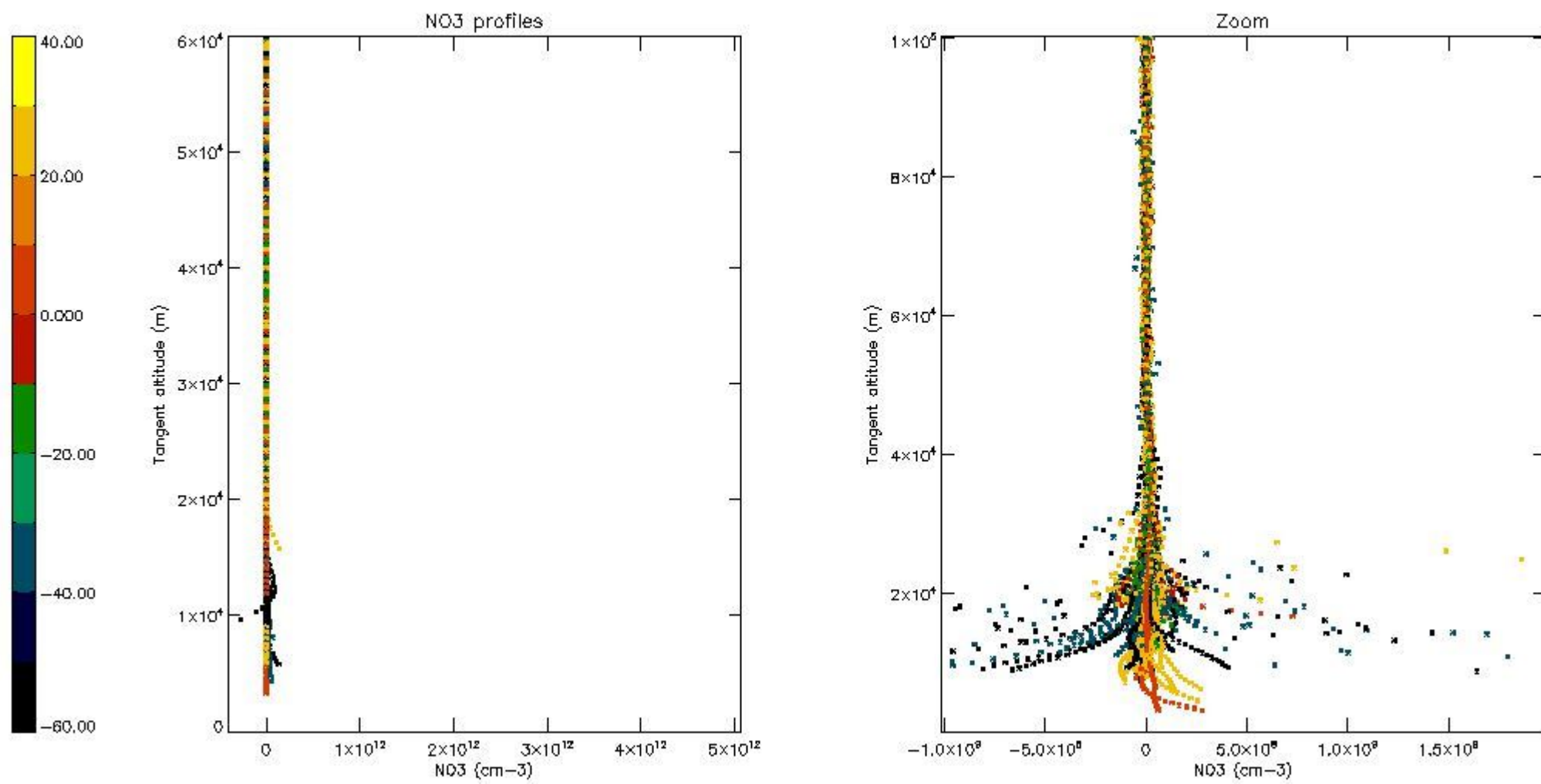
5.6 Plot NO₂ profiles for all STD (dark without errors)

The colorbar represents the latitude.



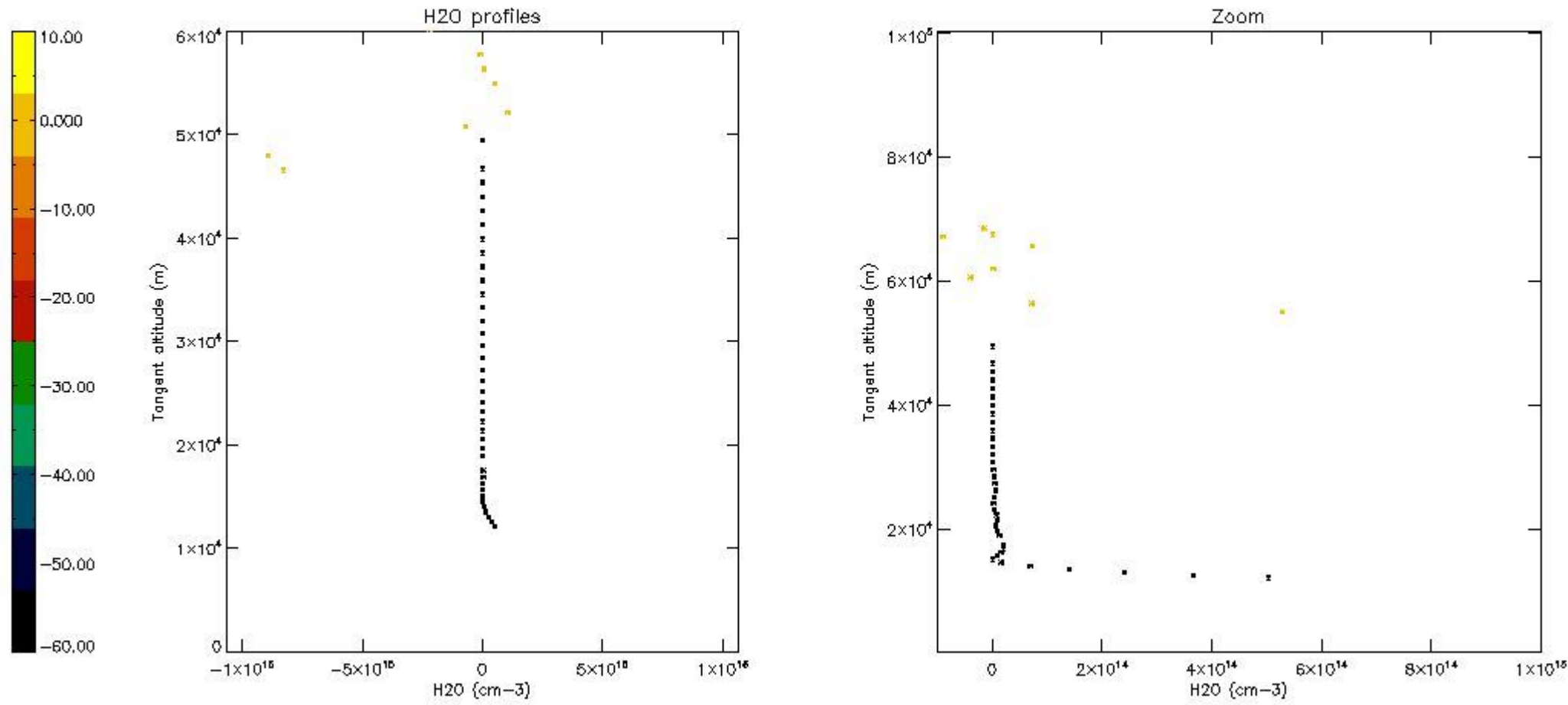
5.7 Plot NO3 profiles for all STD (dark without errors)

The colorbar represents the latitude.



5.8 Plot H2O profiles for all STD (only for occultations of stars 1,2,3,4,13,14,16,26,63 dark without errors)

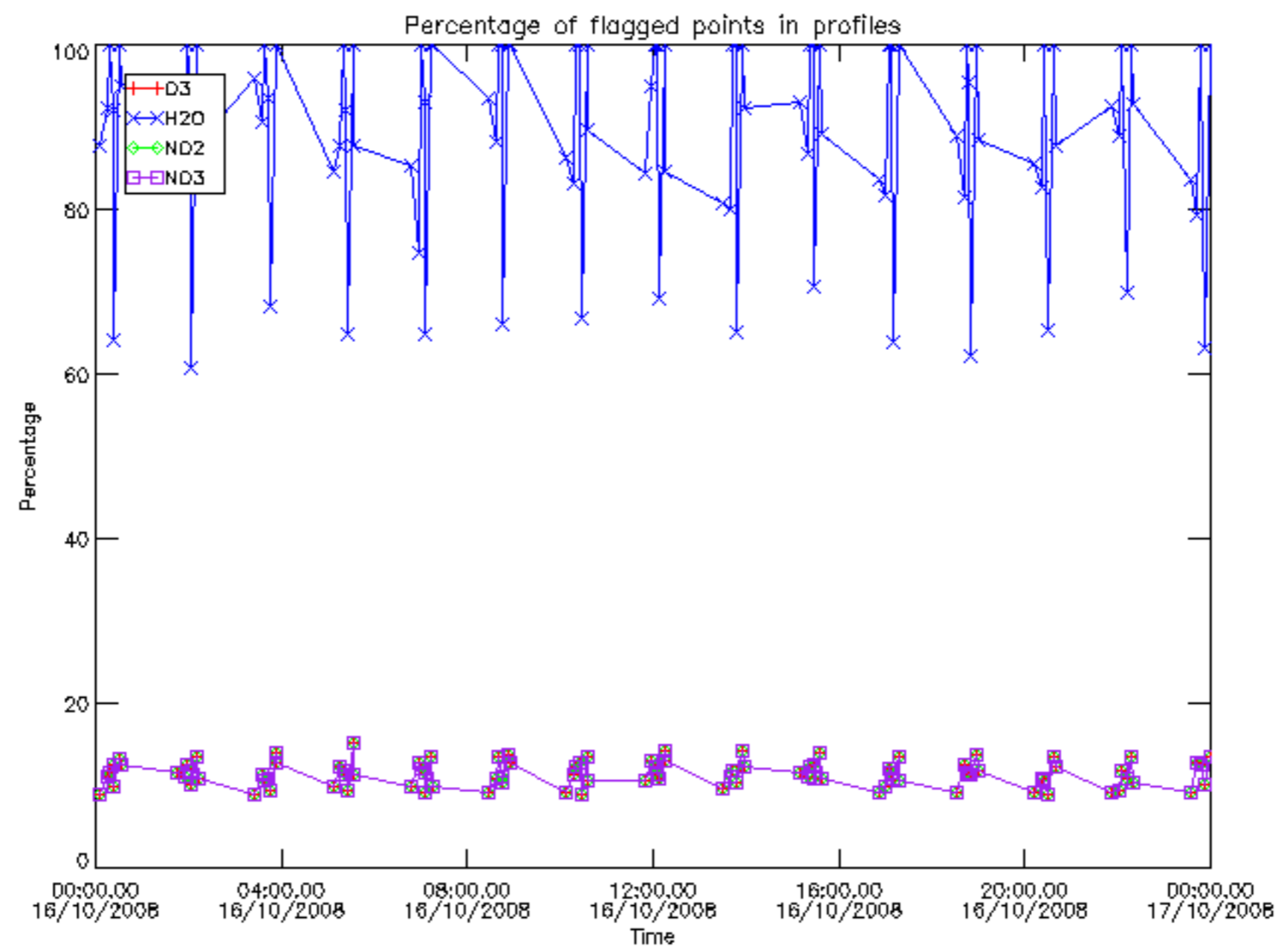
The colorbar represents the latitude.



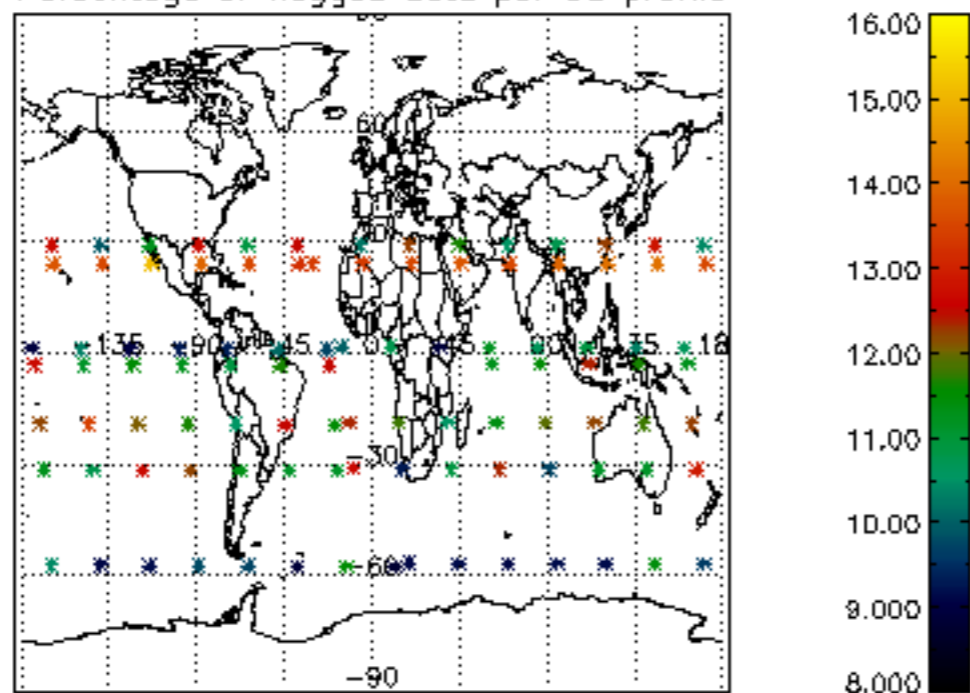
6. Auxiliary Data Files used for the production reported in section 2

The number reported in the third column indicates since which file (see list in section 2) the corresponding auxiliary file has been used. The fourth column is the date of those product files.

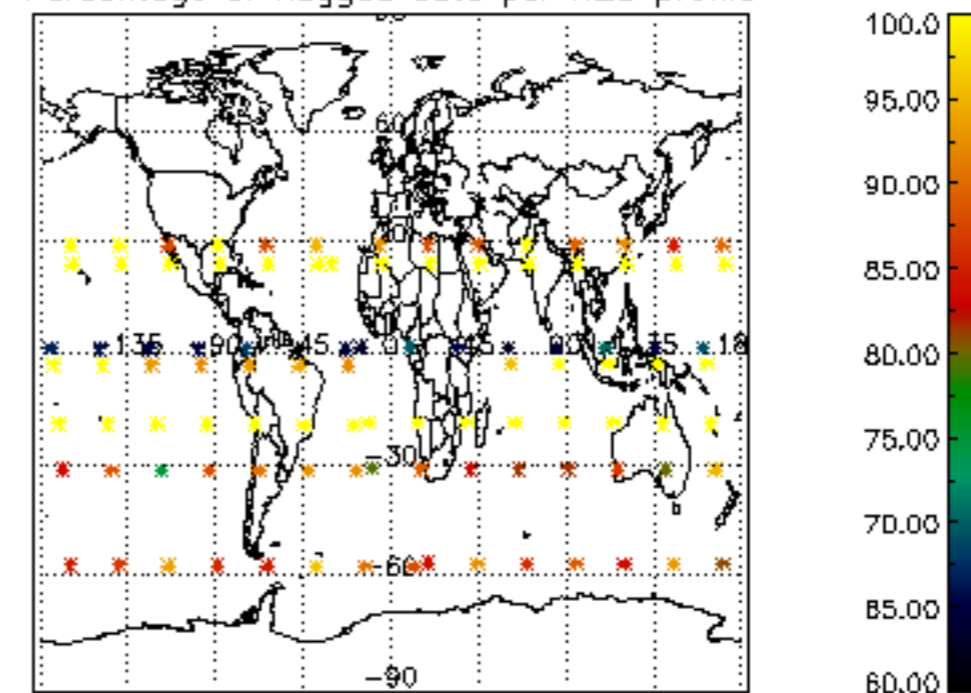
Type	Auxiliary Filename	Used since product	Used since product date
INST_PHYS_CHARACTERISTICS	GOM_INS_AXVIEC20091111_143220_20030716_120000_20500101_000000	1	16-OCT-2008 00:04:50
LEVEL-2_PROC_CONFIG	GOM_PR2_AXVIEC20091111_152718_20020301_000000_20500101_000000	1	16-OCT-2008 00:04:50
CROSS_SECTIONS_FILE	GOM_CRS_AXVIEC20091111_154832_20020301_000000_20500101_000000	1	16-OCT-2008 00:04:50



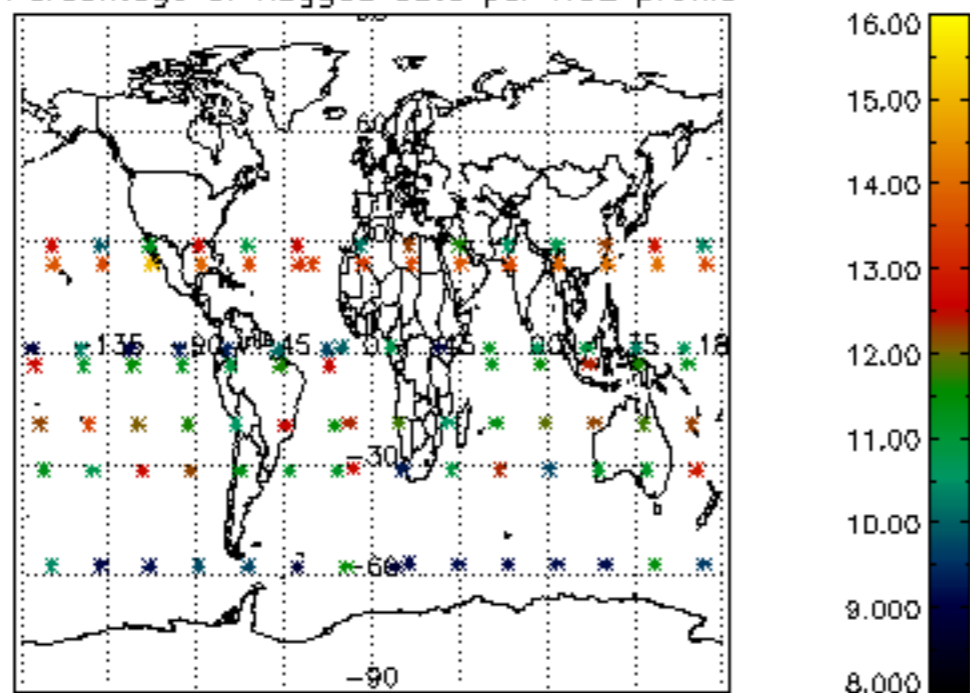
Percentage of flagged data per D3 profile



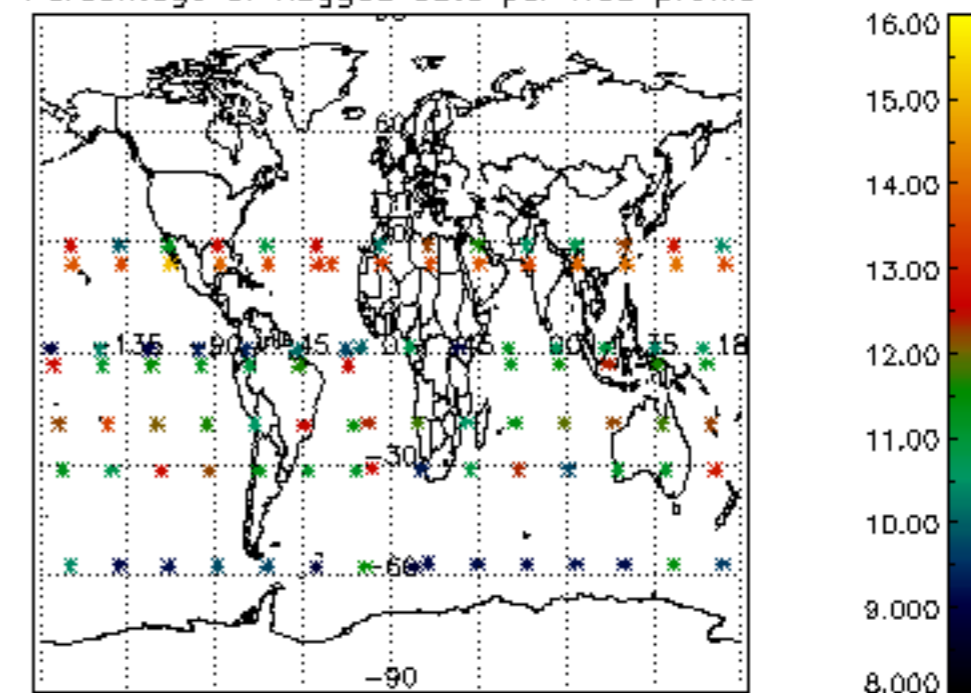
Percentage of flagged data per H2O profile

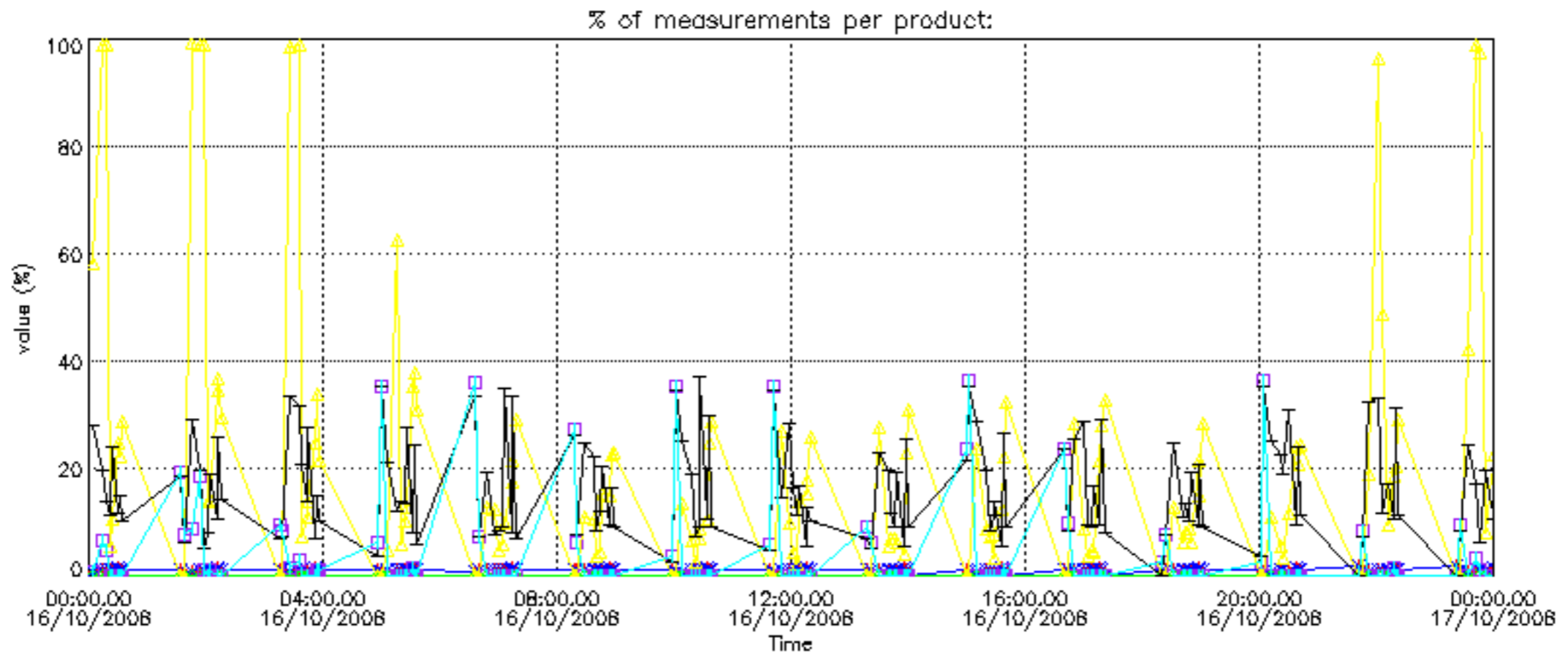


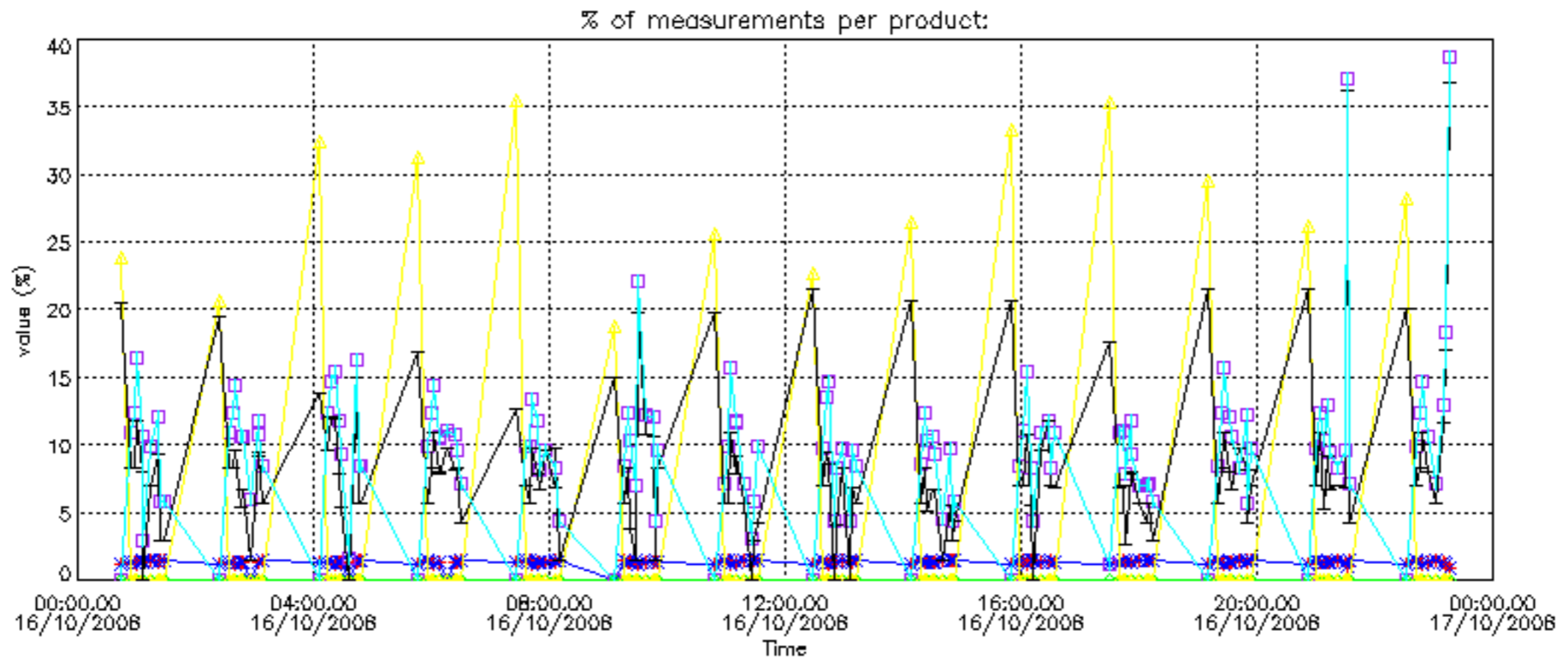
Percentage of flagged data per NO2 profile



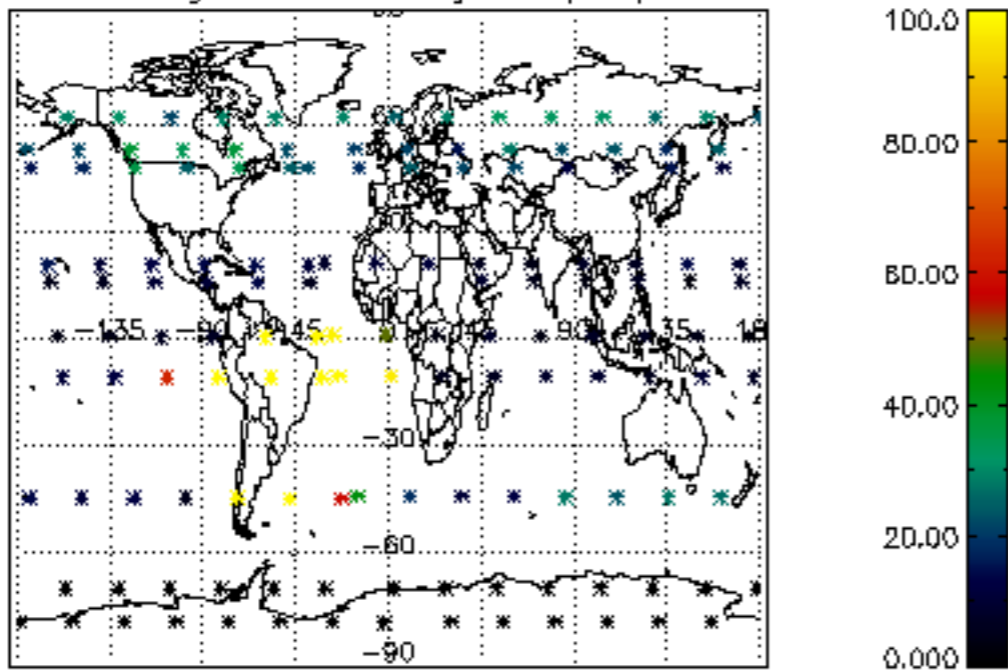
Percentage of flagged data per NO3 profile



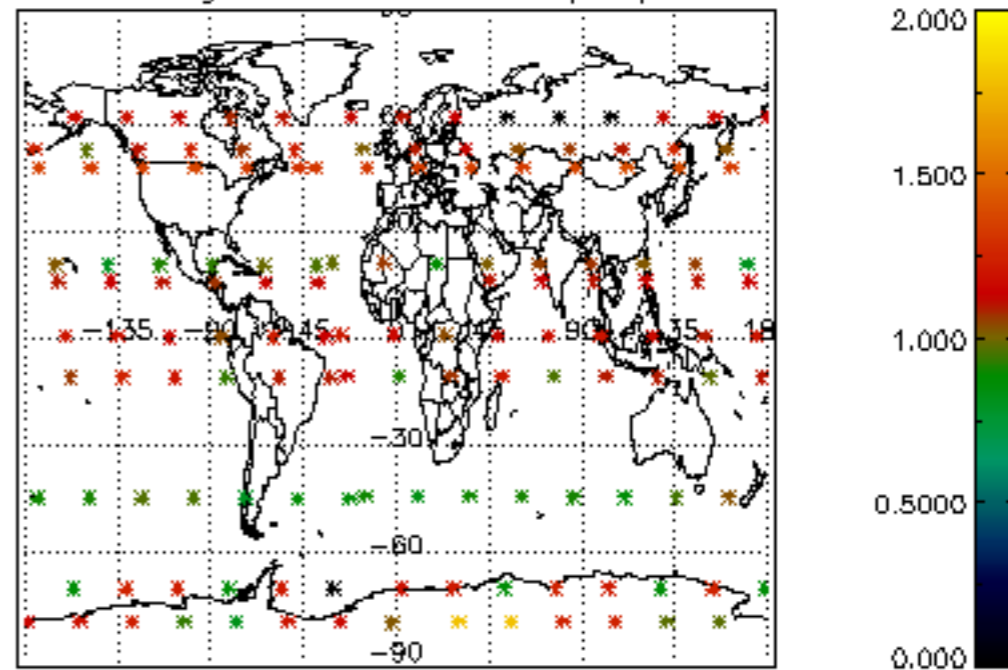




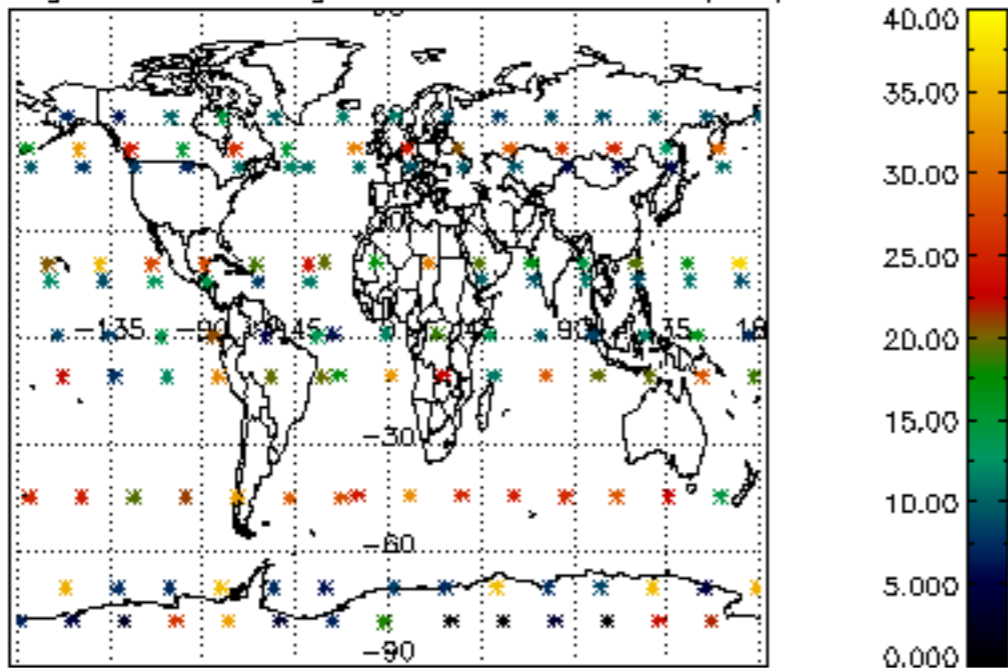
Percentage of cosmic ray hits per profile



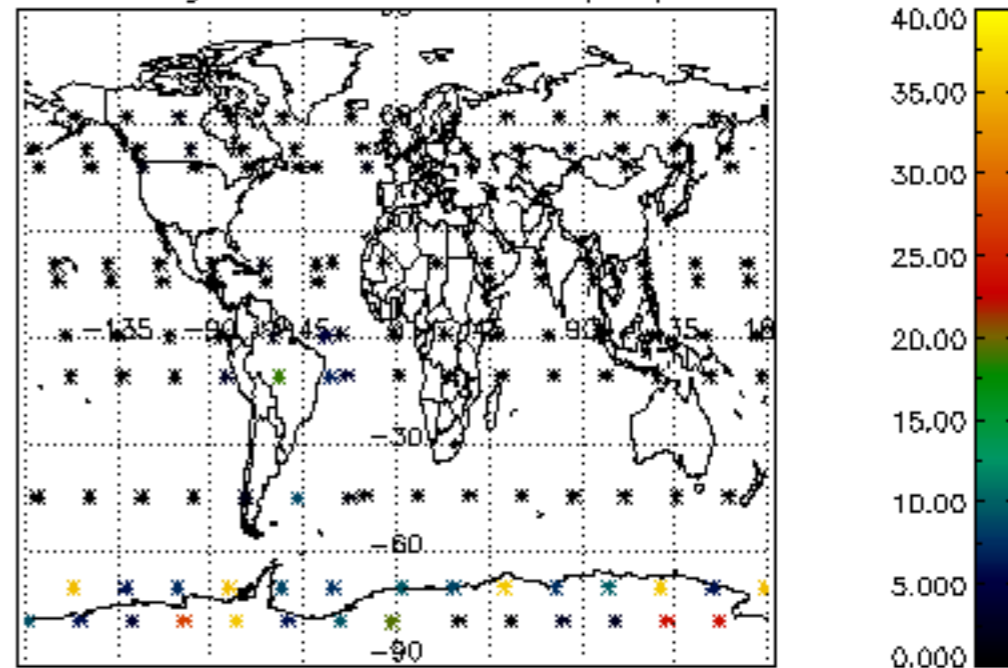
Percentage of datation errors per profile



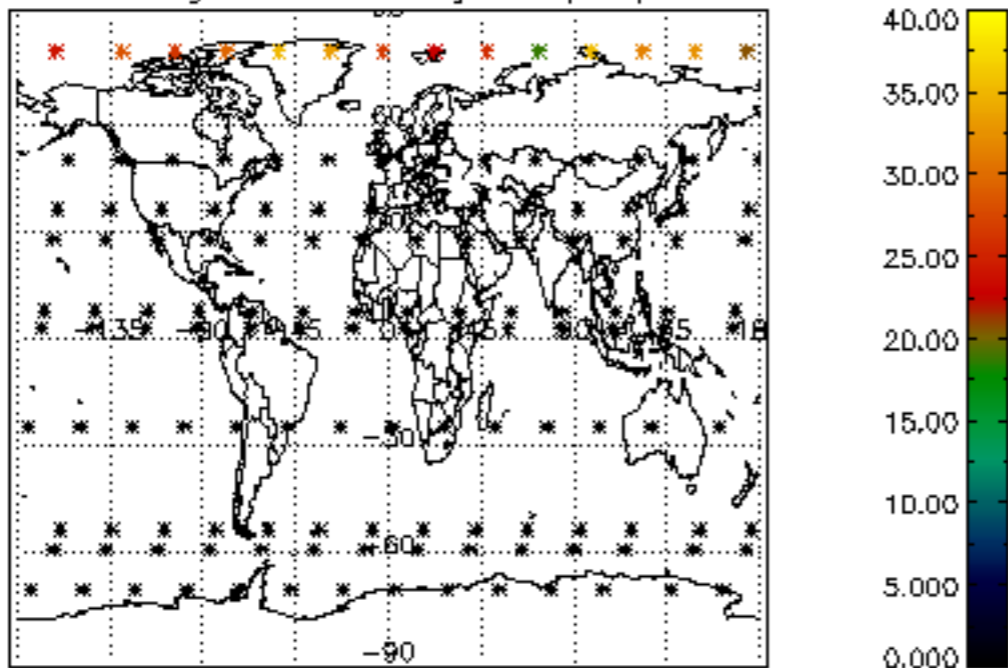
Percentage of star falling outside central band per profile



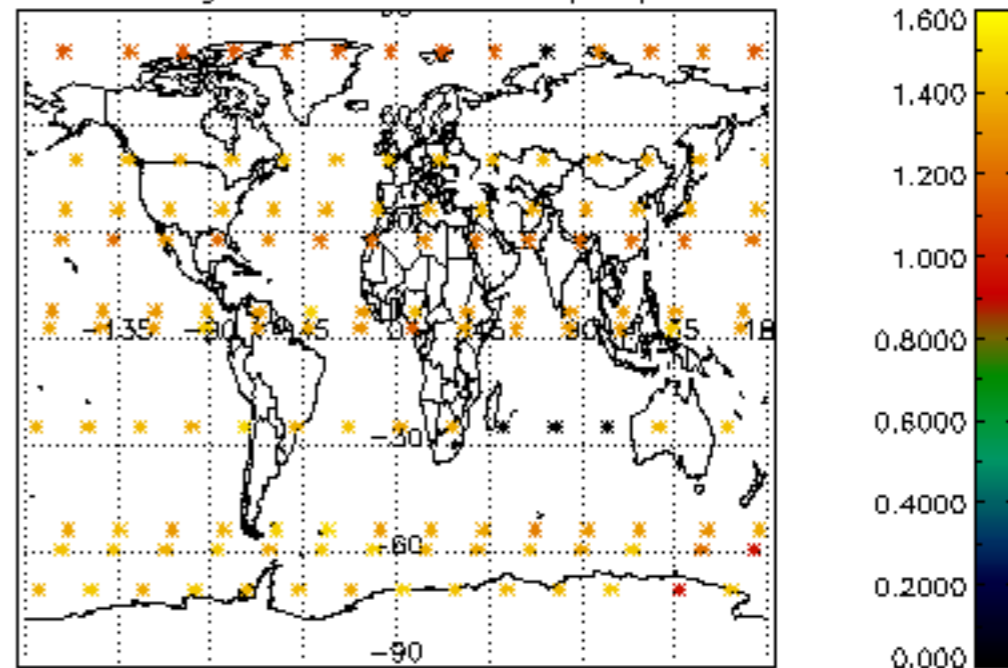
Percentage of saturation errors per profile



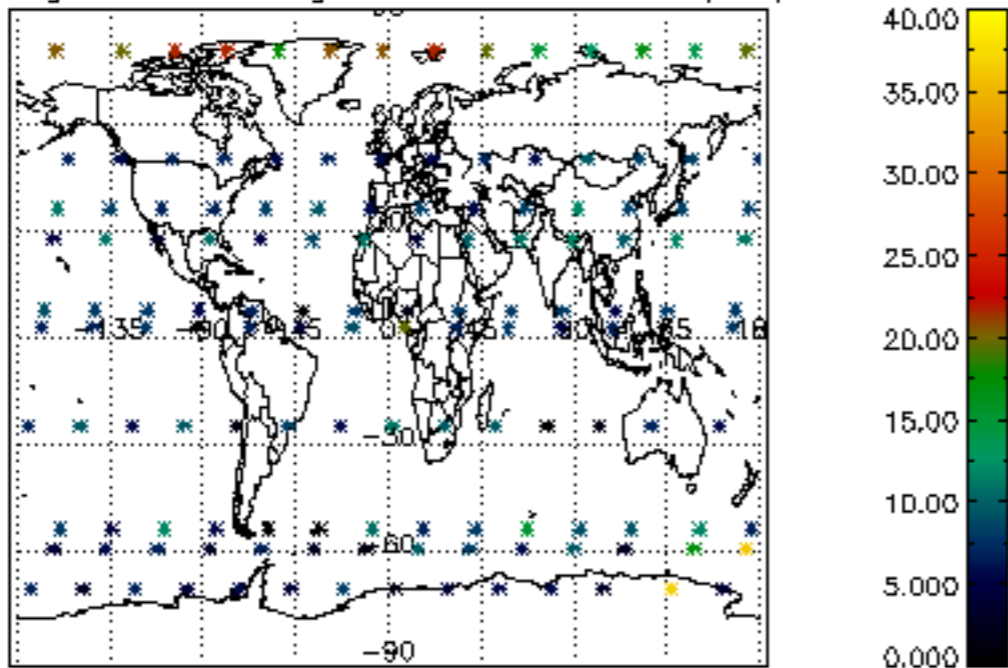
Percentage of cosmic ray hits per profile



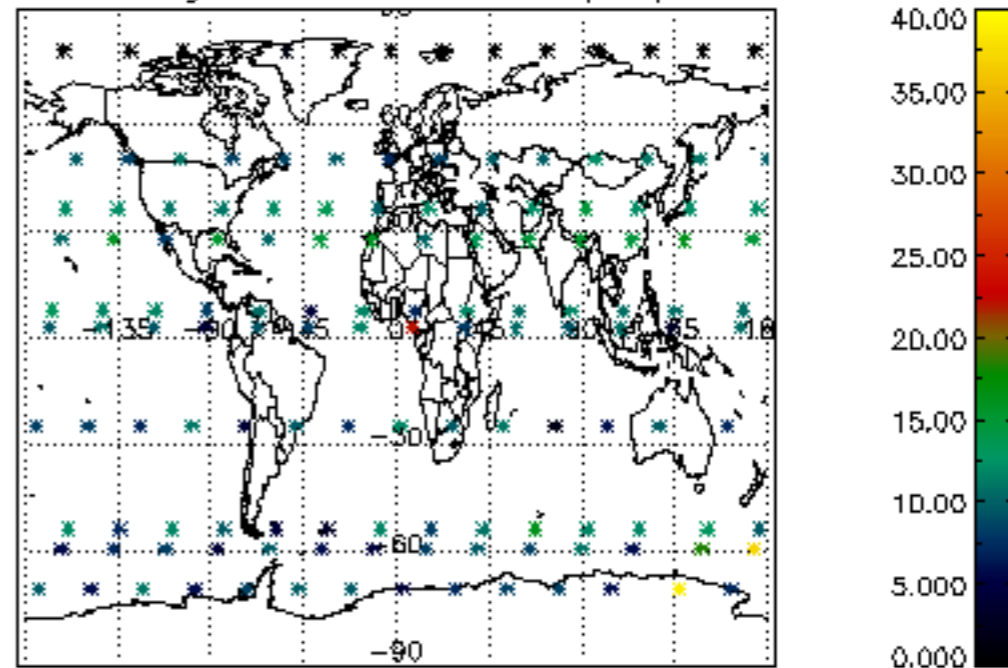
Percentage of datation errors per profile

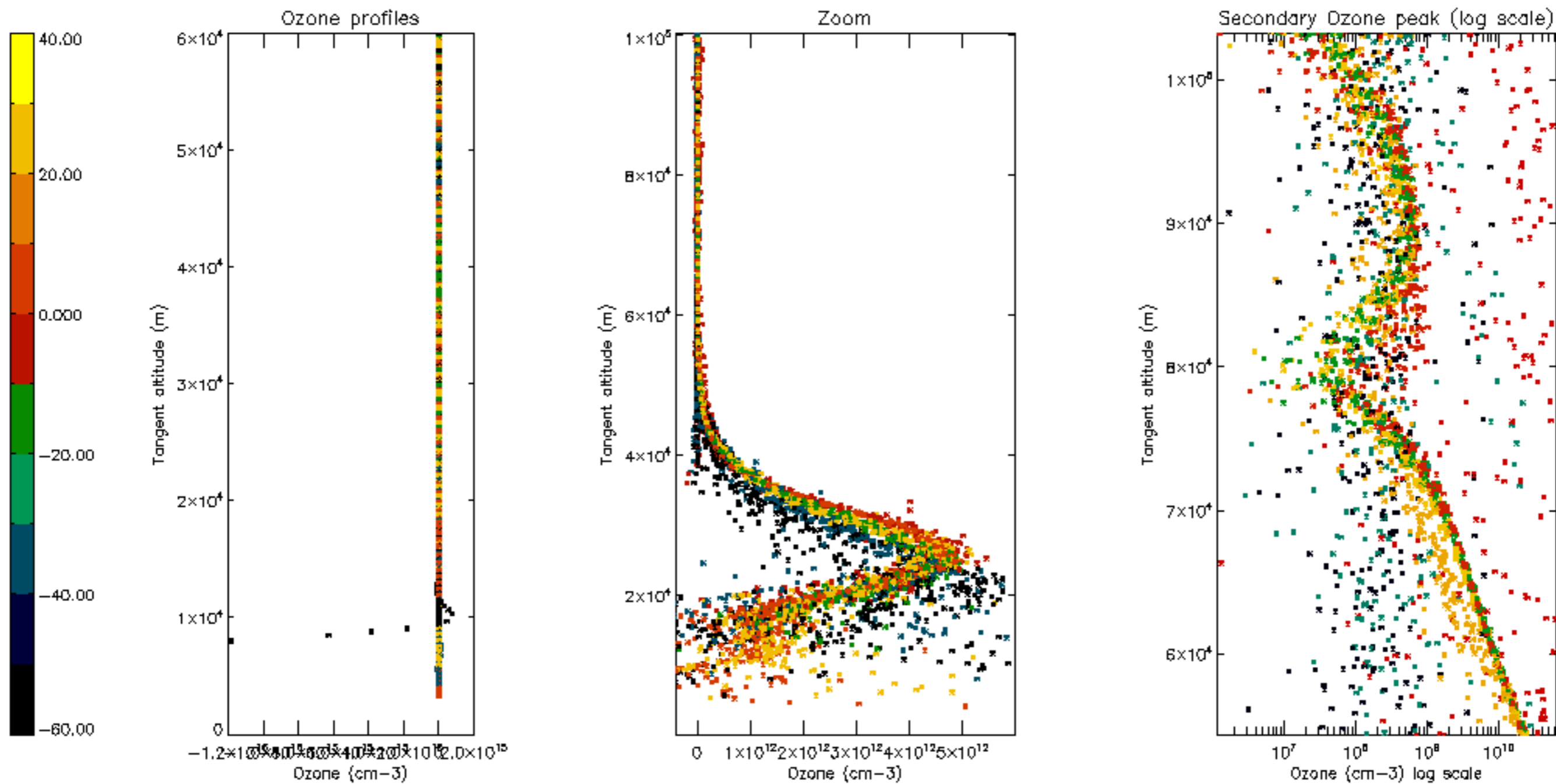


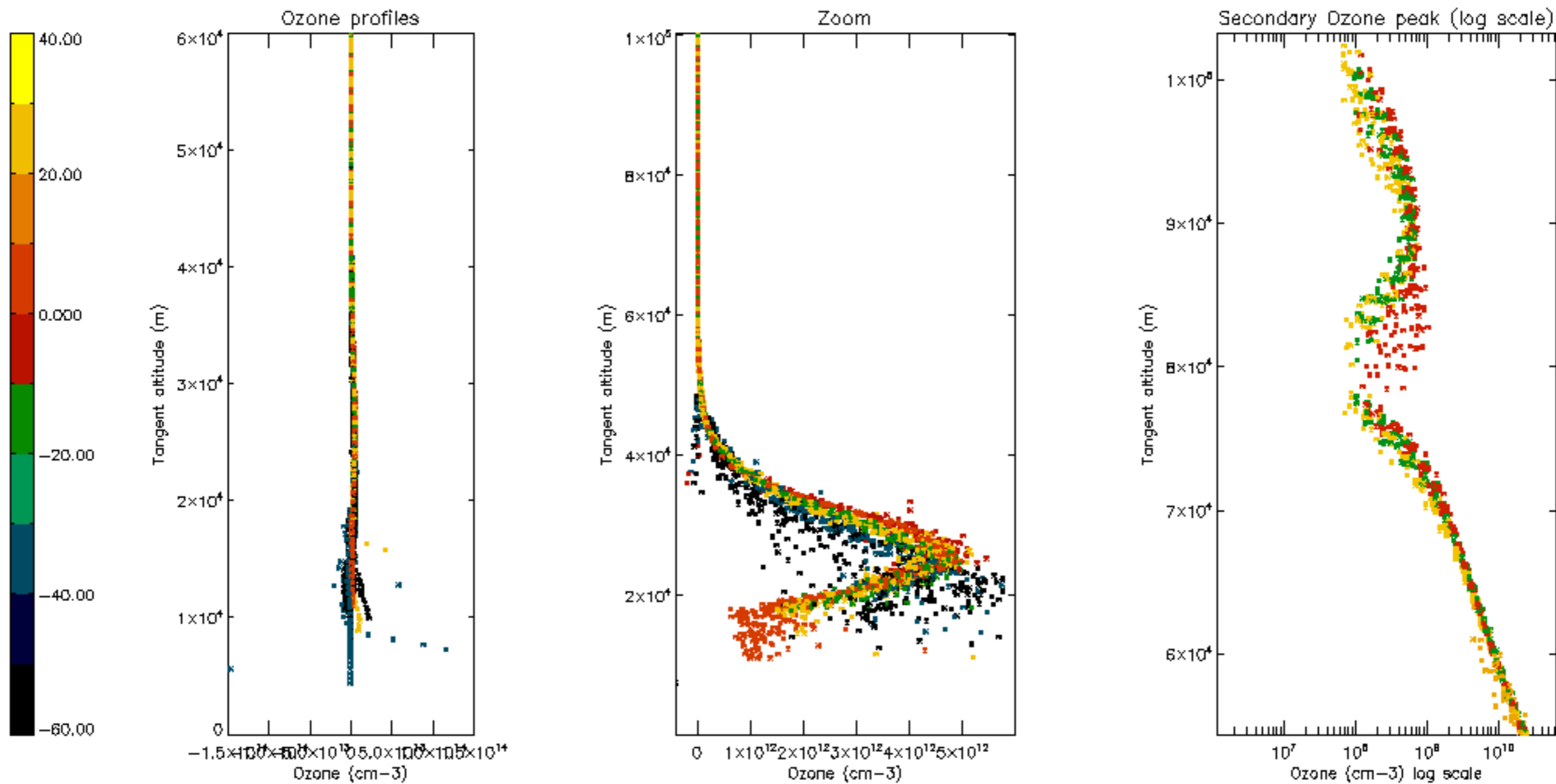
Percentage of star falling outside central band per profile

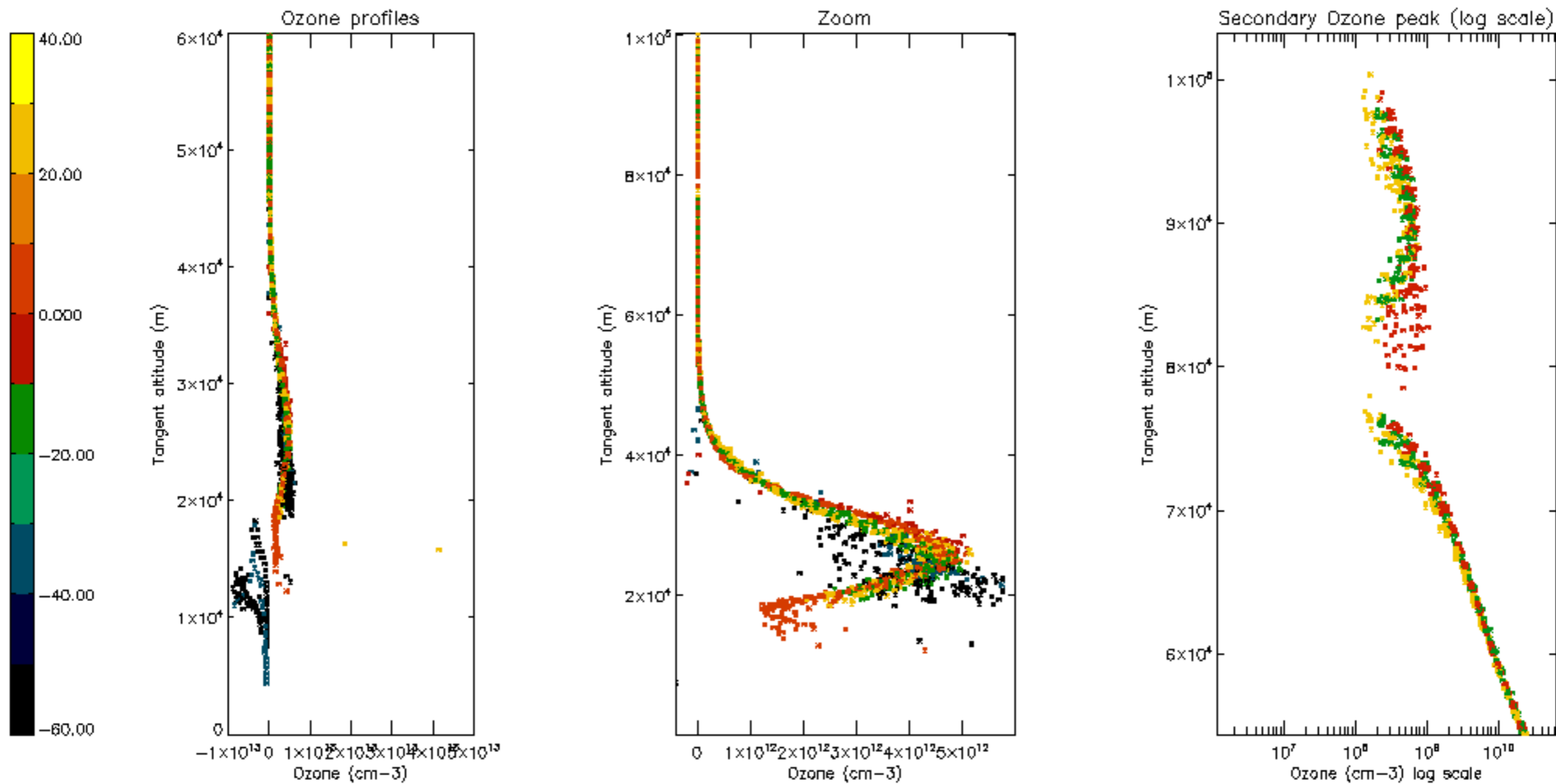


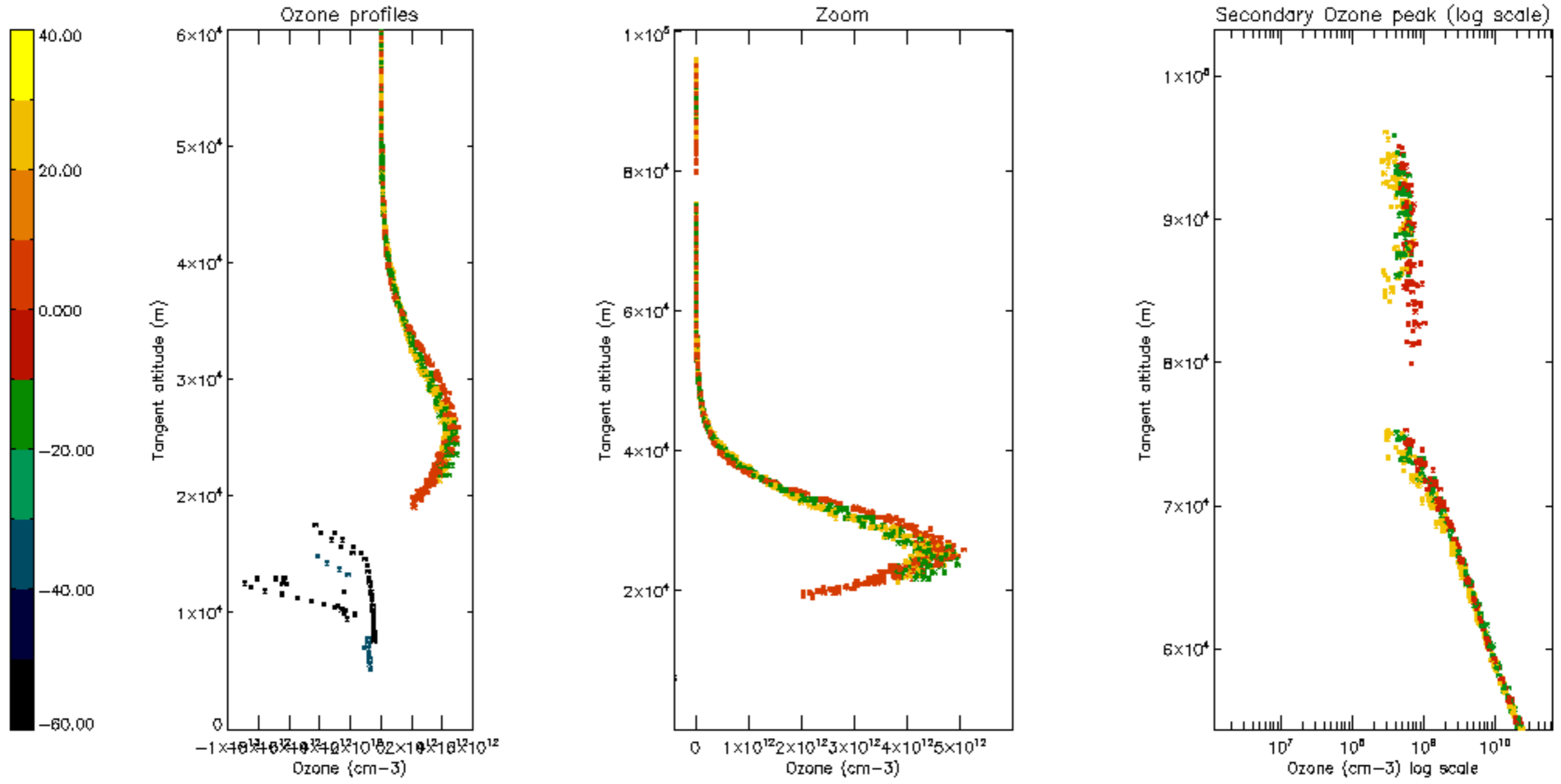
Percentage of saturation errors per profile

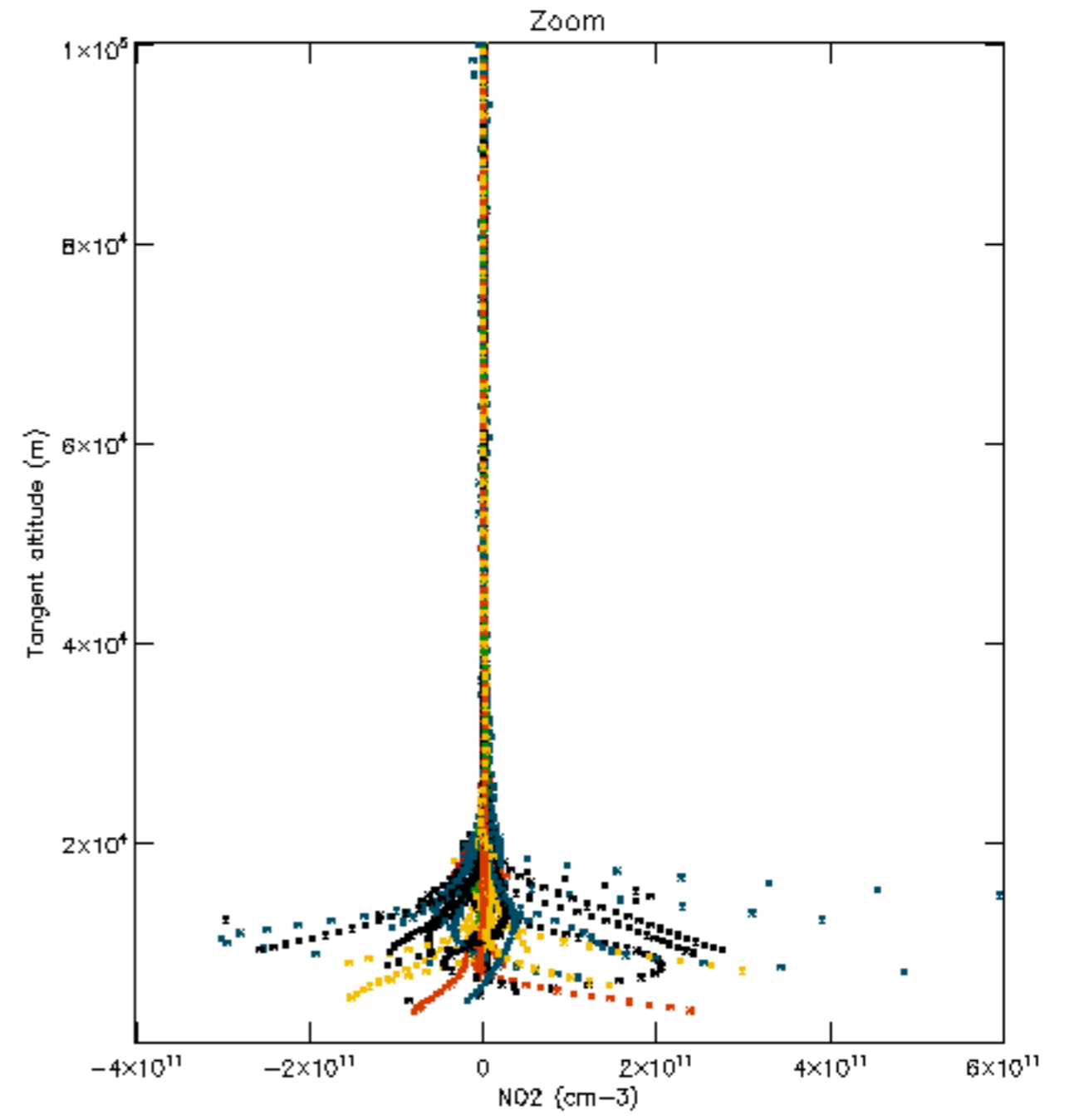
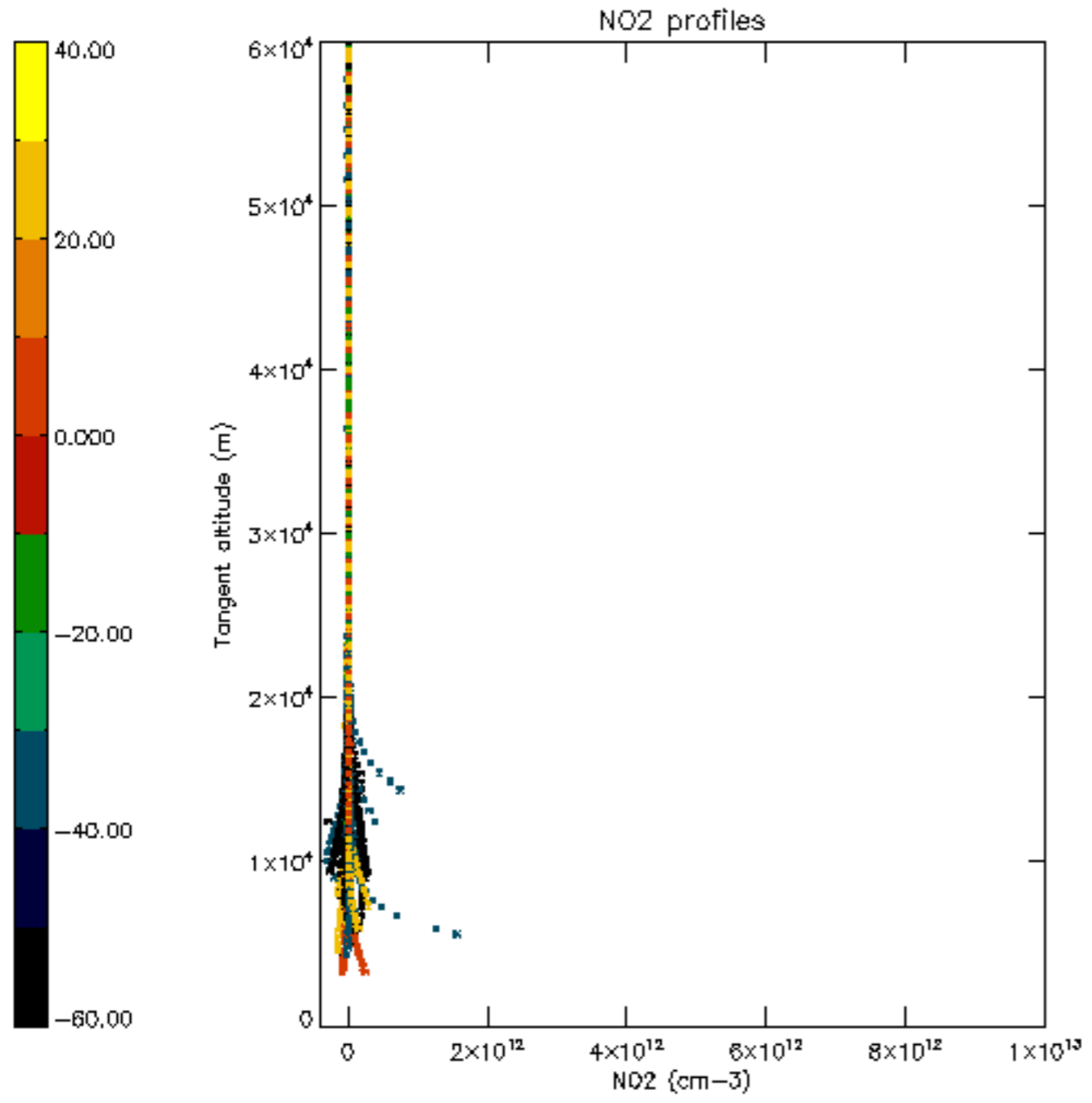


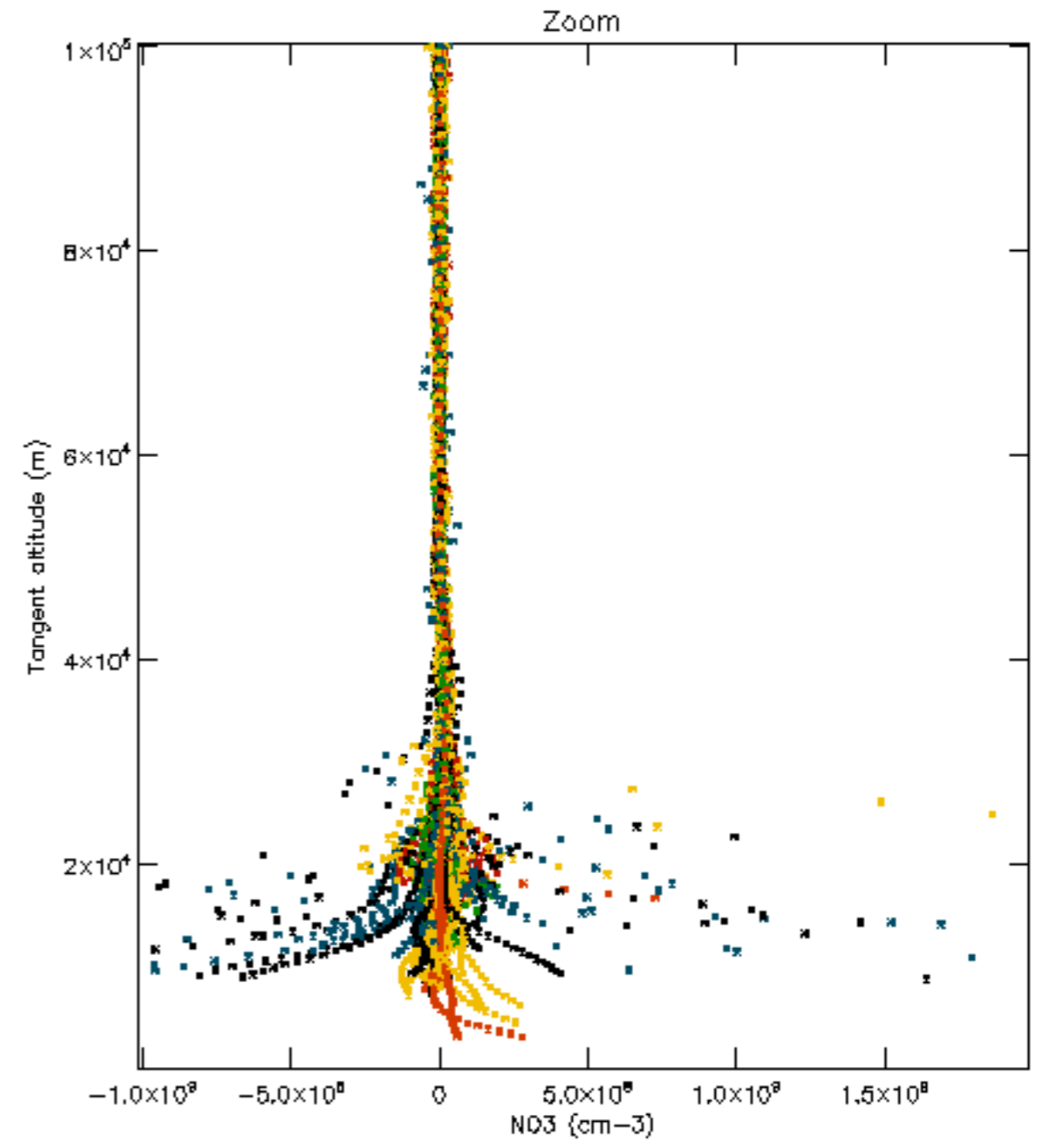
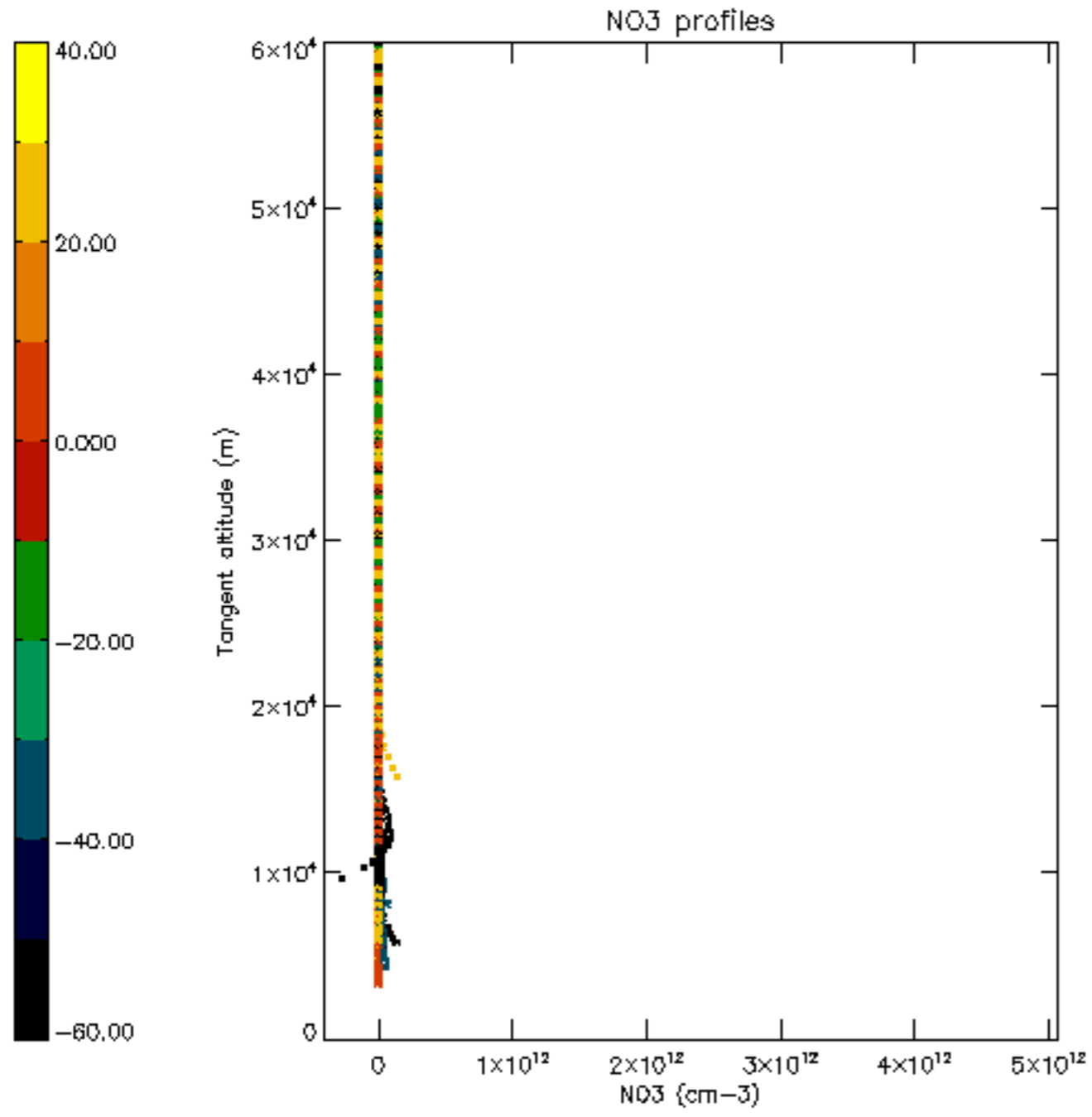


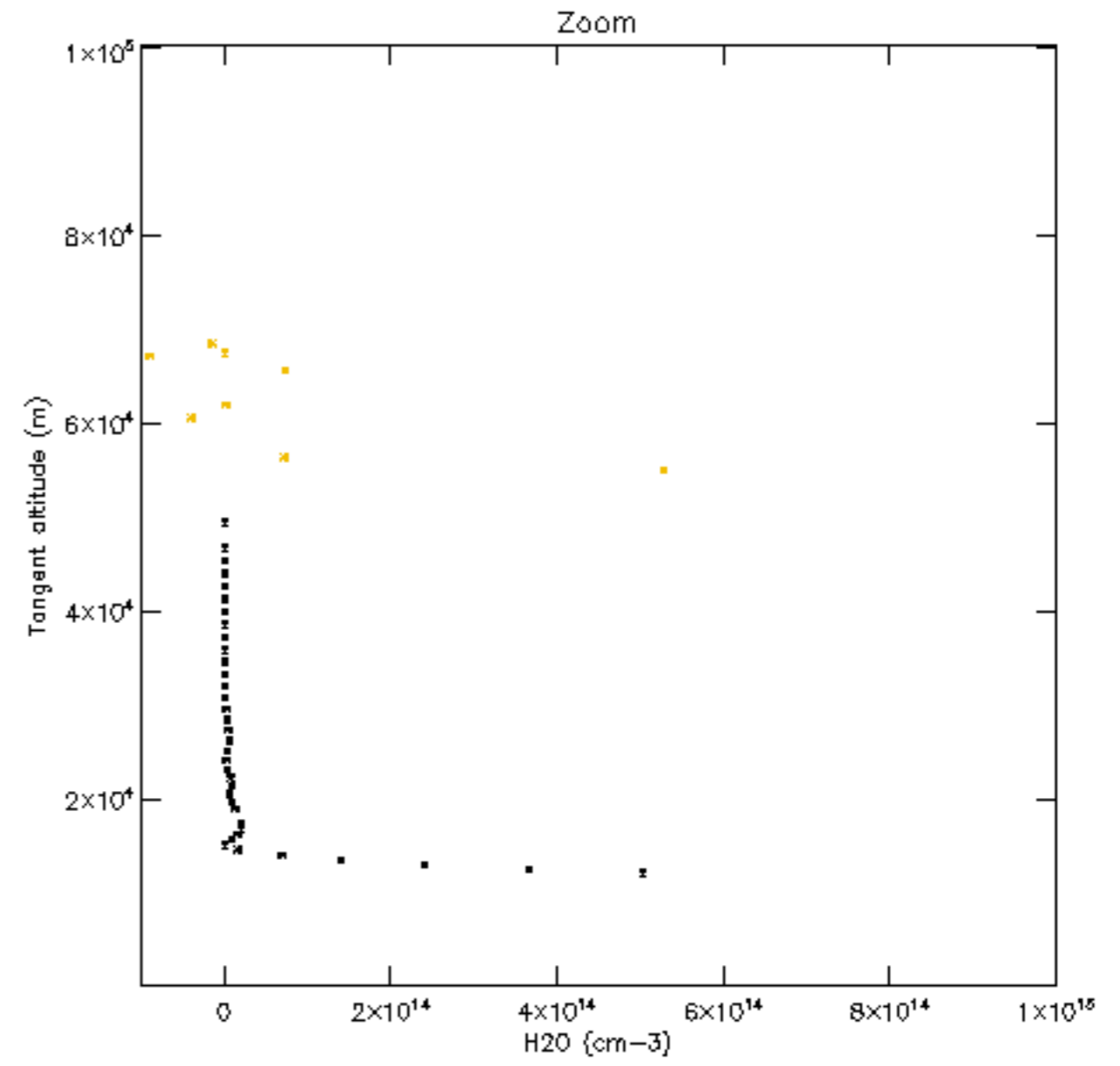
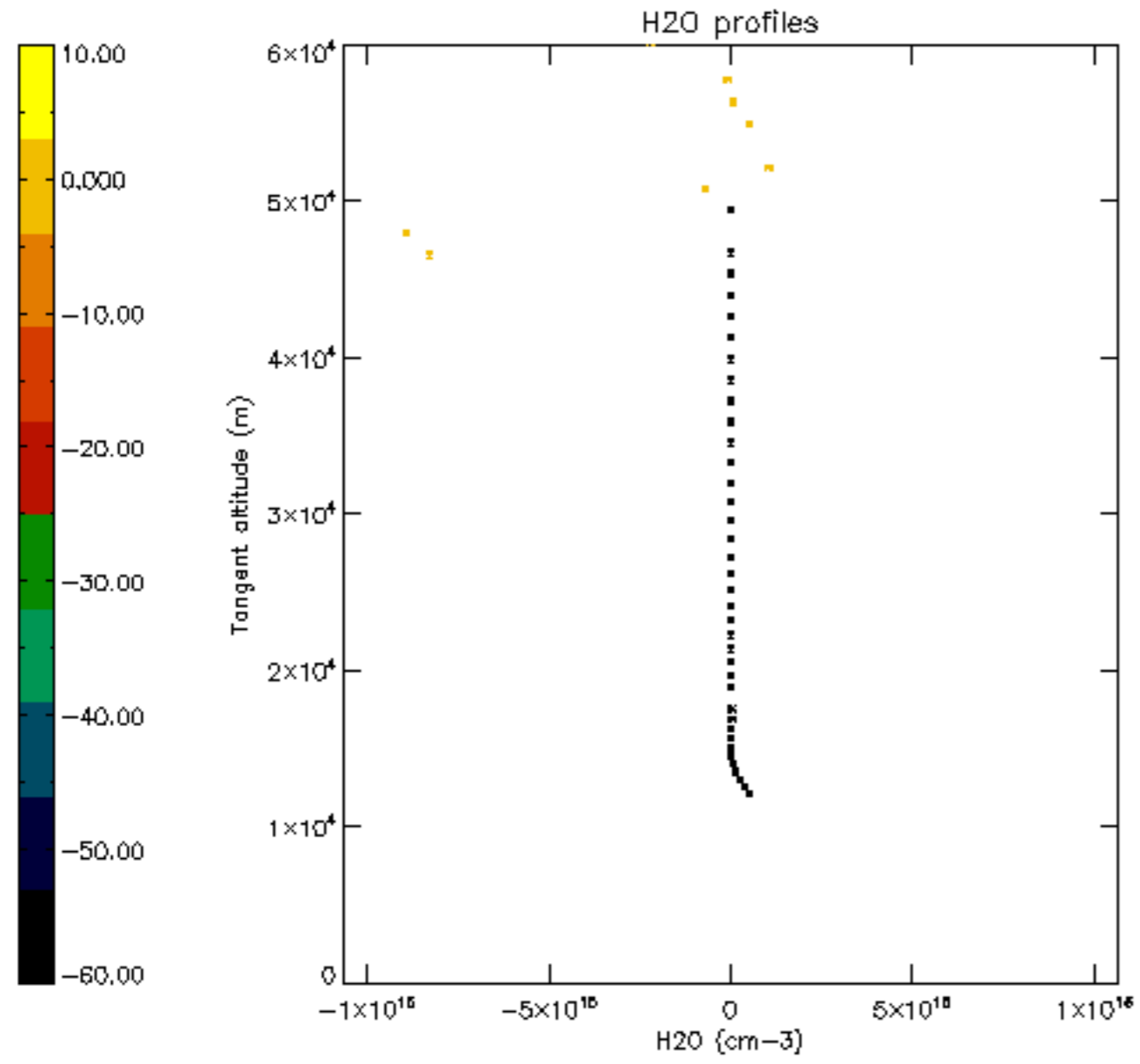


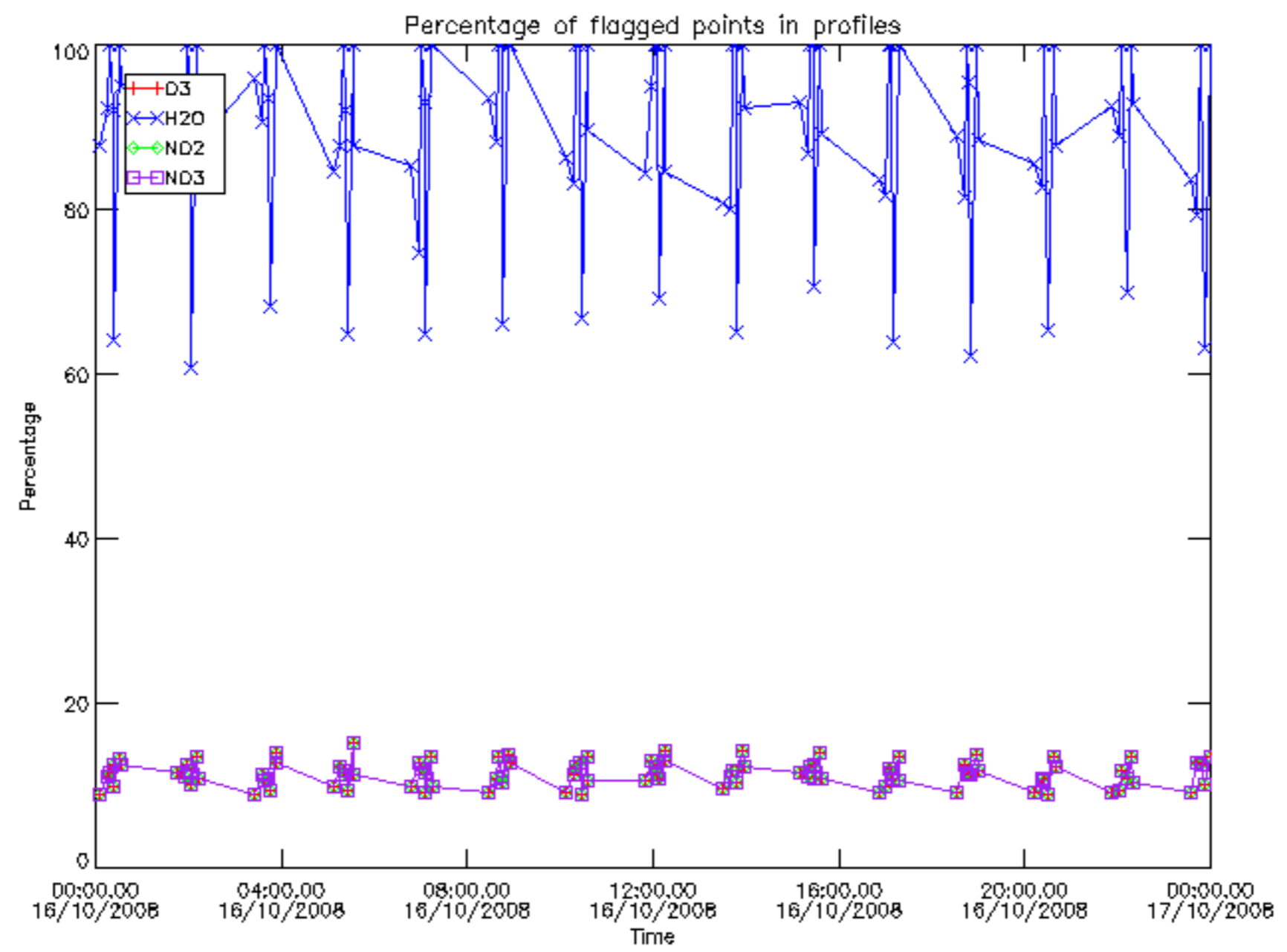




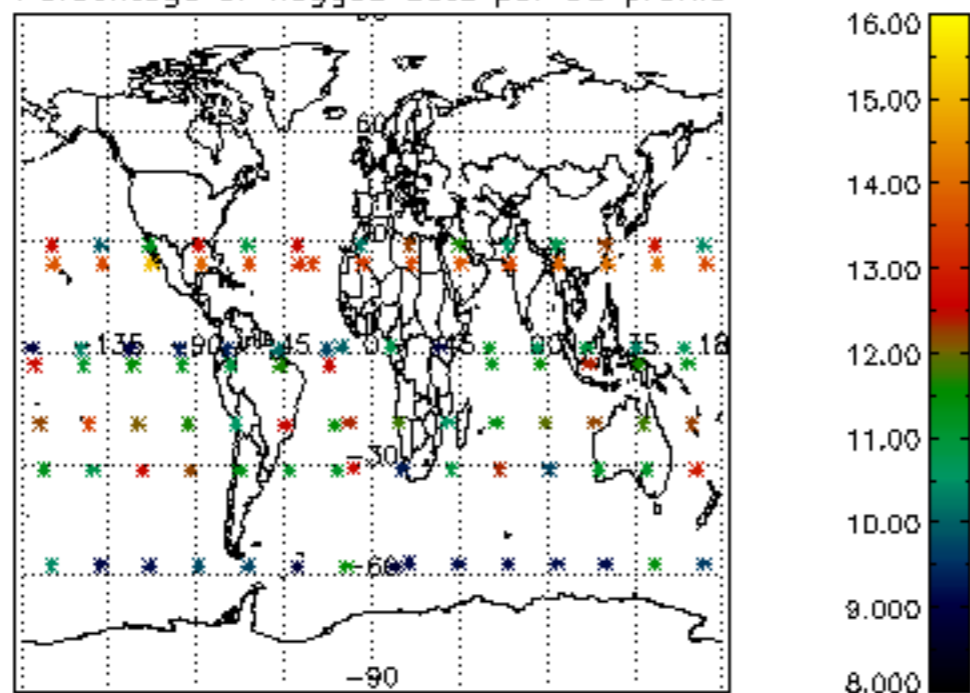




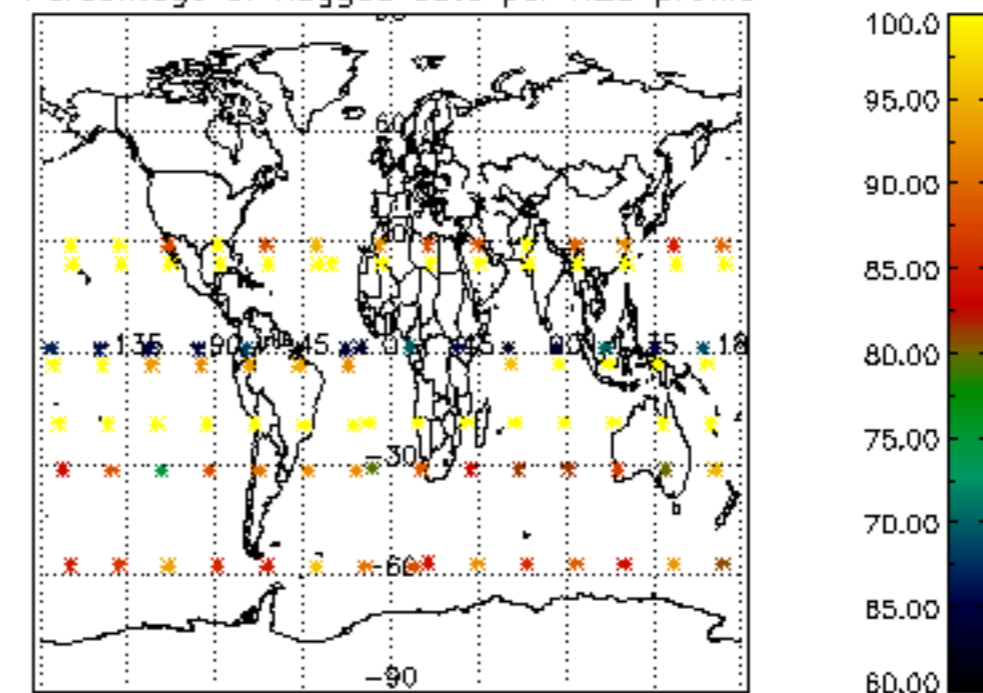




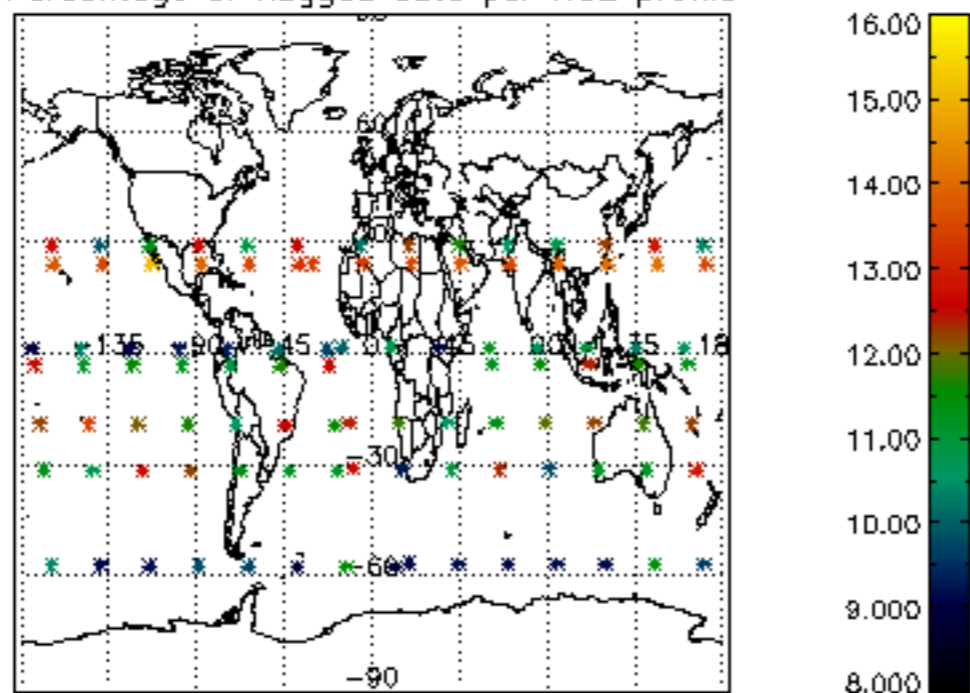
Percentage of flagged data per D3 profile



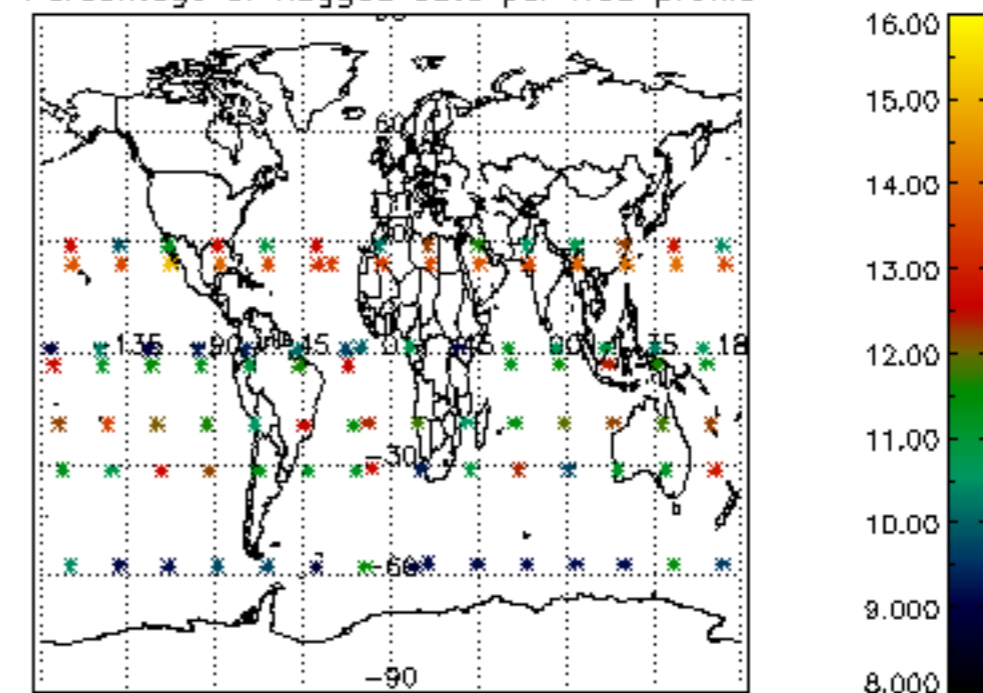
Percentage of flagged data per H2O profile

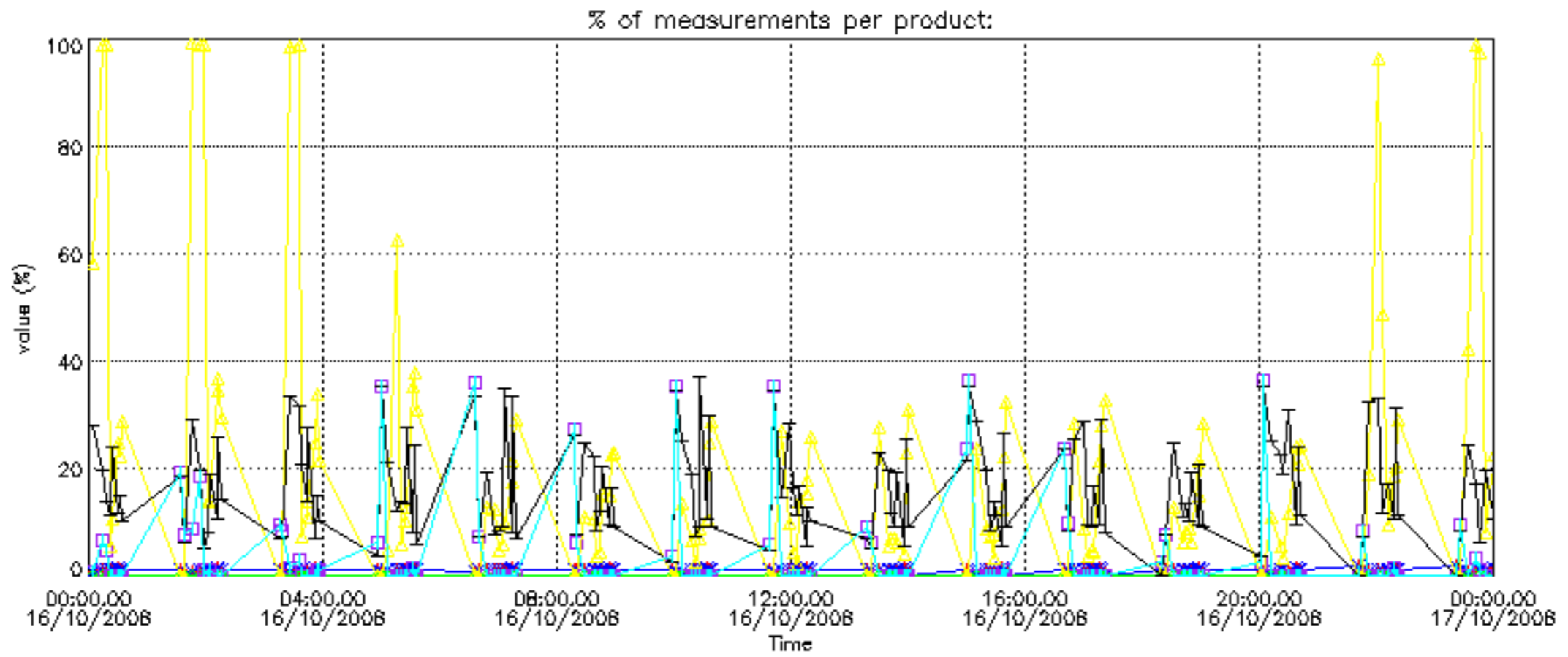


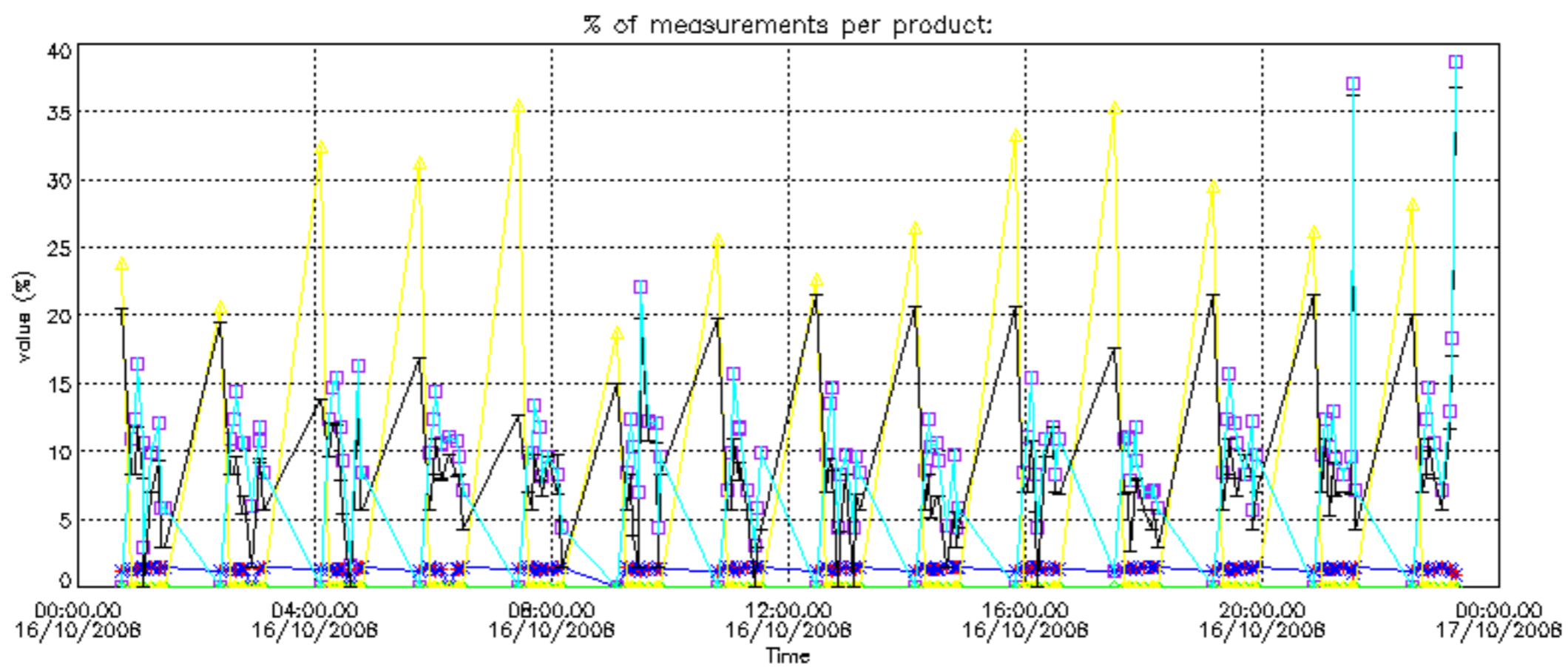
Percentage of flagged data per NO2 profile



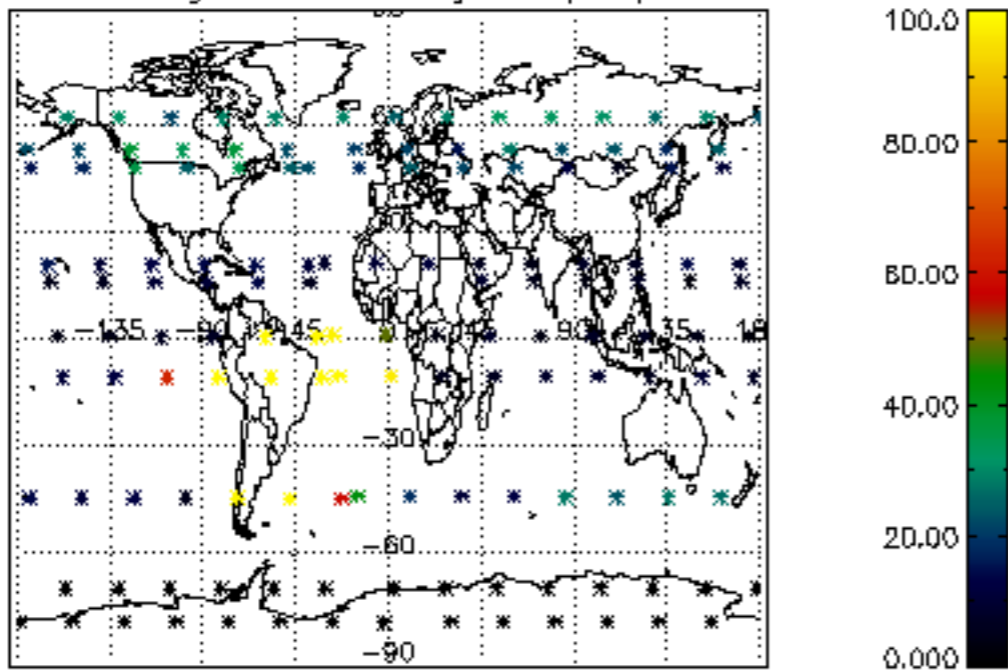
Percentage of flagged data per NO3 profile



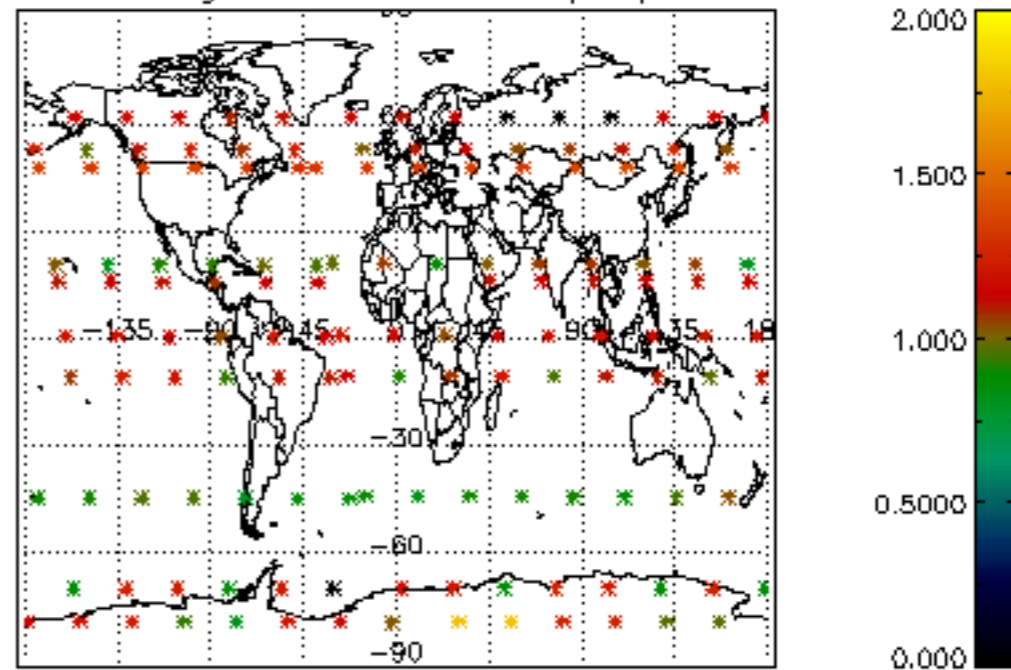




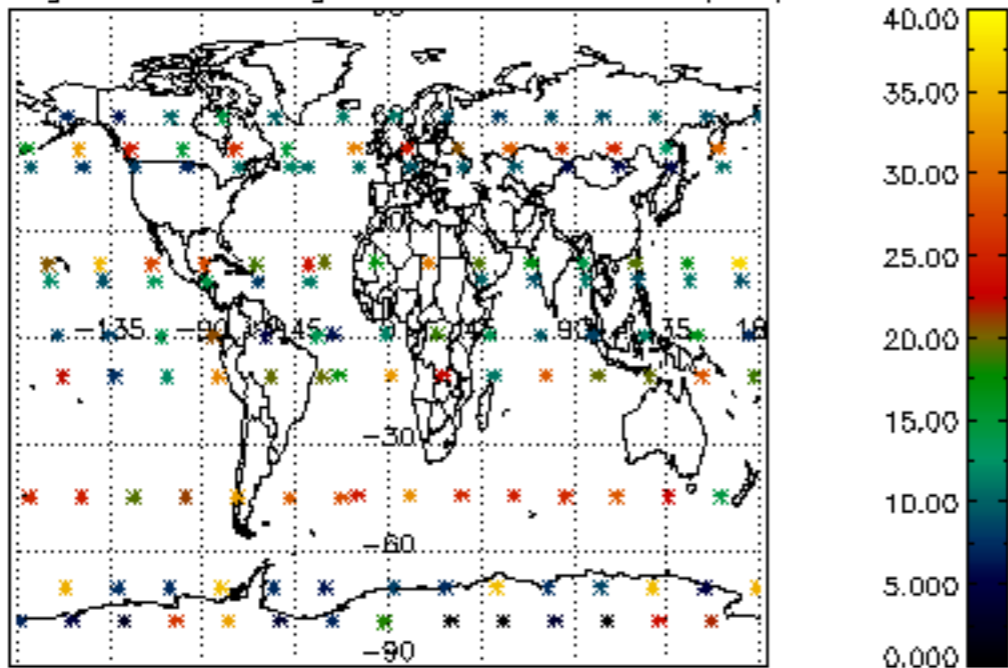
Percentage of cosmic ray hits per profile



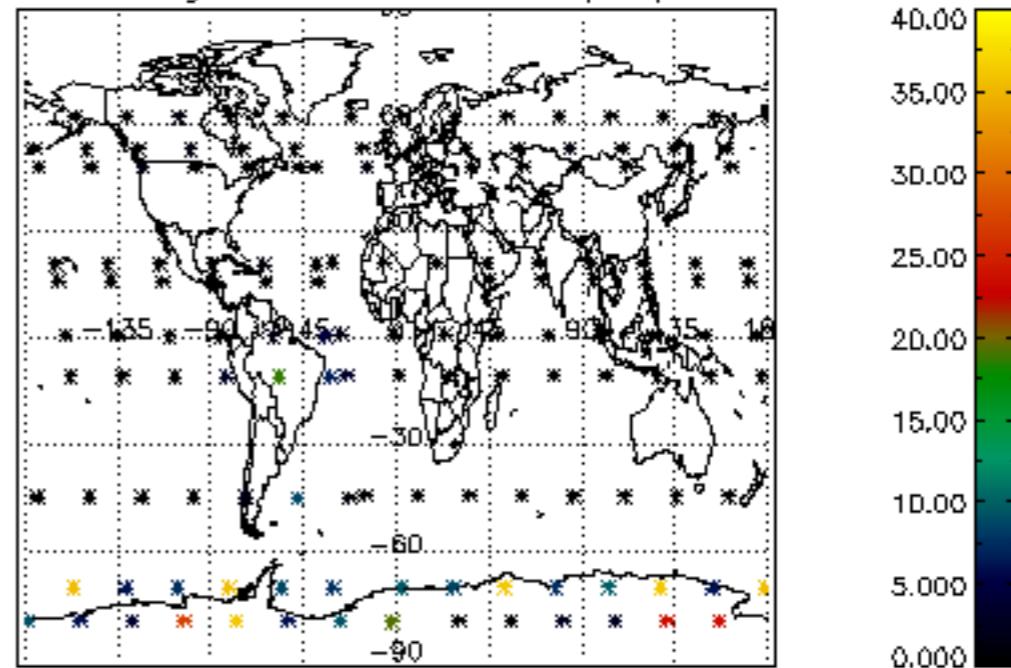
Percentage of datation errors per profile



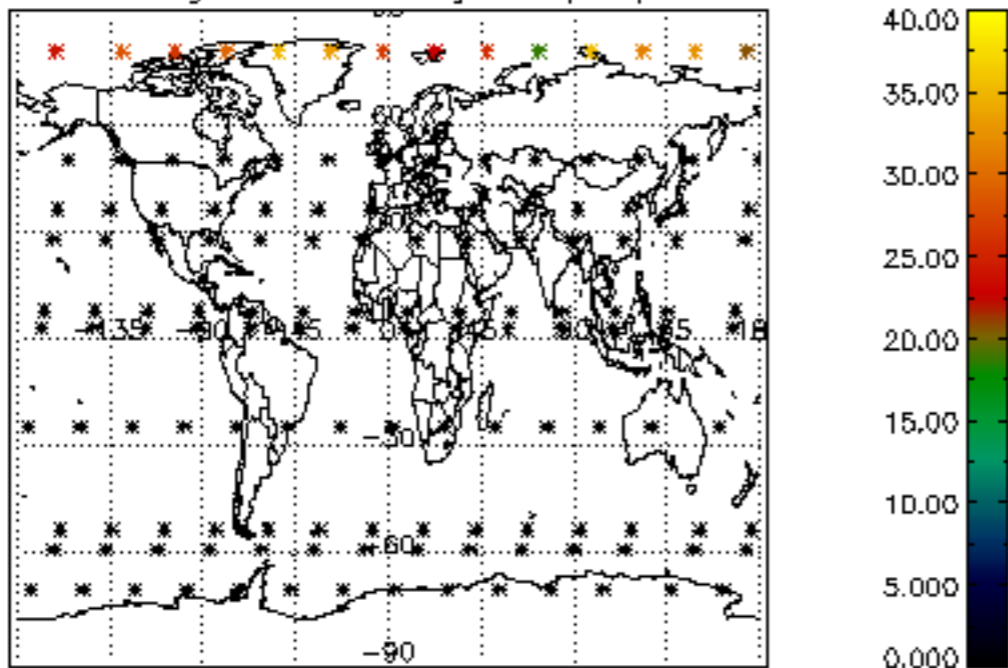
Percentage of star falling outside central band per profile



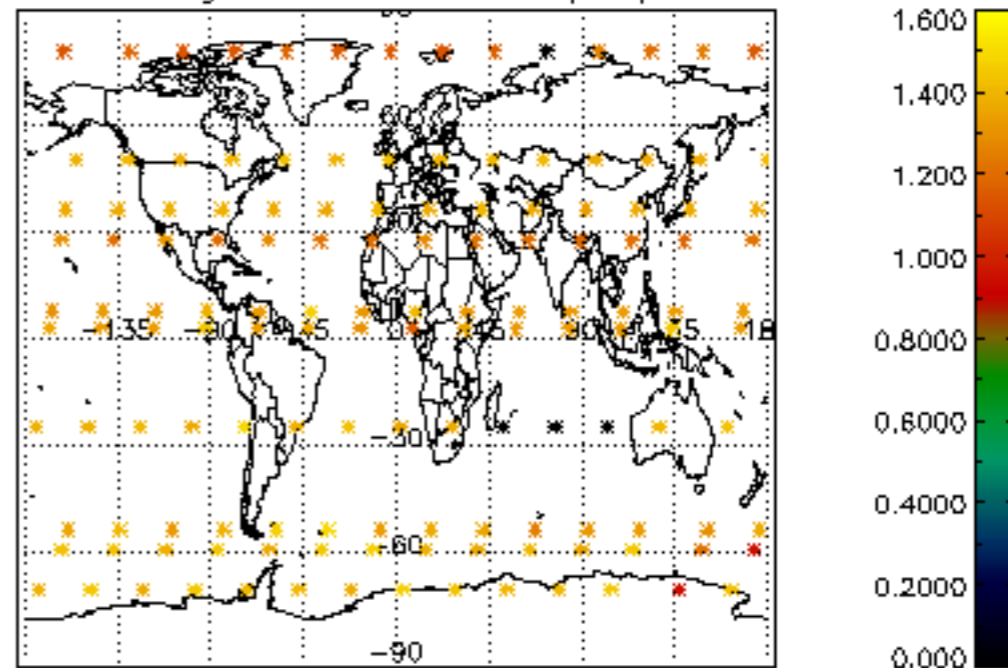
Percentage of saturation errors per profile



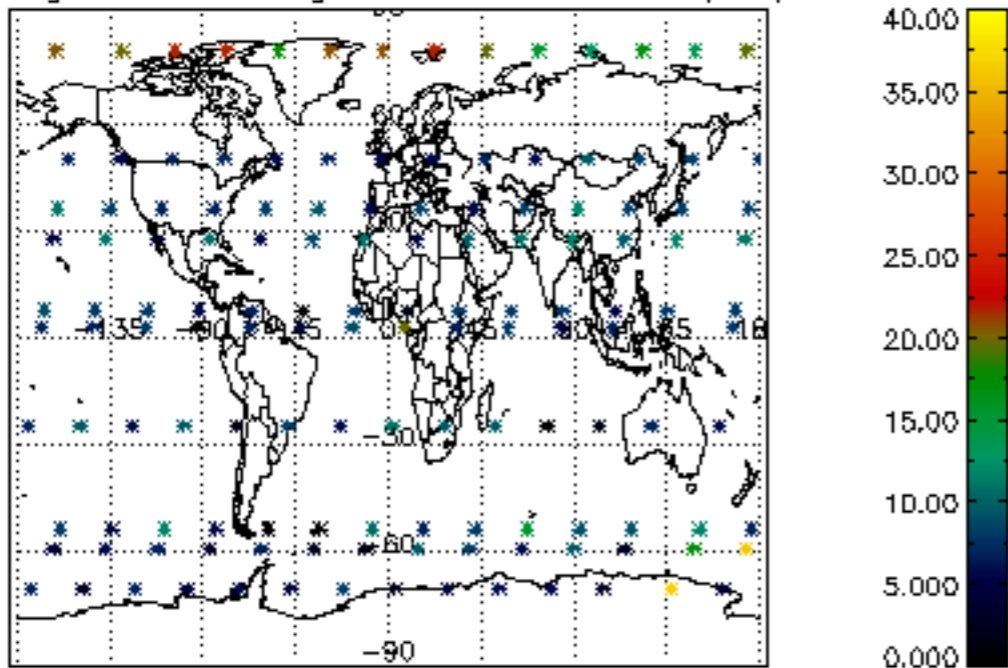
Percentage of cosmic ray hits per profile



Percentage of datation errors per profile



Percentage of star falling outside central band per profile



Percentage of saturation errors per profile

