

# GOMOS Level 2 Daily Report

## SUMMARY

### [1. General Info](#)

### [2. Summary of processed GOM\\_NL\\_2P products](#)

### [3. Level 2 Quality information per product](#)

#### [3.1 Plot of level 2 quality information per product \(time dependant\)](#)

#### [3.2 Plot of level 2 quality information per product \(world map\)](#)

### [4. Level 1 Quality information per product \(stored on level 2 products\)](#)

#### [4.1 Plot of level 1 quality information per product \(time dependant\)](#)

##### [4.1.1 Plot of level 1 quality information per product \(time dependant\): ASCENDING](#)

##### [4.1.2 Plot of level 1 quality information per product \(time dependant\): DESCENDING](#)

#### [4.2 Plot of level 1 quality information per product \(world map\)](#)

##### [4.2.1 Plot of level 1 quality information per product \(world map\): ASCENDING](#)

##### [4.2.2 Plot of level 1 quality information per product \(world map\): DESCENDING](#)

### [5. Ozone profiles based on quality statistics and other trace gas profiles](#)

#### [5.1 Ozone statistics based on quality of products](#)

#### [5.2 Plot ozone profiles for all STD \(dark without errors\)](#)

#### [5.3 Plot ozone profiles where STD < 20% \(dark without errors\)](#)

#### [5.4. Plot ozone profiles where STD < 10% \(dark without errors\)](#)

#### [5.5. Plot ozone profiles where STD < 5% \(dark without errors\)](#)

#### [5.6 Plot NO2 profiles for all STD \(dark without errors\)](#)

#### [5.7 Plot NO3 profiles for all STD \(dark without errors\)](#)

#### [5.8 Plot H2O profiles \(only for occultations of stars 1,2,3,4,13,14,16,26,63 dark without errors\) for all STD](#)

### [6. Auxiliary Data Files used for the production reported in section 2](#)

This report presents the daily analysis on parameters extracted from GOMOS level 2 data (GOM\_NL\_\_2P). It is intended to monitor some important parameters that will impact the quality of these products. A list of level 2 products (and content) that have arrived during the reporting day to the PCF is also given.

Item	Value
Time of report generation	25APR2013 21:01:13
Data source version	GOMOS/6.01
Start time of products	15-10-2008 (15OCT2008 00:00:00)
Stop time of products	16-10-2008 (16OCT2008 00:00:00)
Store outputs in DB	Yes
Nb of level 2 prods	283
Nb of prods with errors	0

## 2. Summary of processed GOM\_NL\_\_2P products.

Nr	Filename	UTC Start time	Limb	Duration	Star Id	Star Name	Star Mag	Star Temp	Nb Meas	Orbit	Prod. error
1	GOM_NL__2PRFIN20081015_000535_000000352073_00016_34639_4297.N1	15-OCT-2008 00:05:35	Bright	35.000	49	1Alp UMi	1.9900	6300.0	70	34639	No
2	GOM_NL__2PRFIN20081015_001348_000000372073_00016_34639_4298.N1	15-OCT-2008 00:13:48	Bright	37.000	36	50Alp UMa	1.8000	6300.0	74	34639	No
3	GOM_NL__2PRFIN20081015_001521_000000362073_00016_34639_4299.N1	15-OCT-2008 00:15:21	Bright	36.000	82	48Bet UMa	2.3650	10600.	72	34639	No
4	GOM_NL__2PRFIN20081015_001844_000000412073_00016_34639_4300.N1	15-OCT-2008 00:18:44	Bright	40.500	174	52Psi UMa	3.0040	4400.0	81	34639	No
5	GOM_NL__2PRFIN20081015_002541_000000412073_00016_34639_4301.N1	15-OCT-2008 00:25:41	Bright	41.000	166	17Eps Leo	2.9800	6000.0	82	34639	No
6	GOM_NL__2PRFIN20081015_002856_000000412073_00016_34639_4302.N1	15-OCT-2008 00:28:56	Bright	40.500	22	32Alp Leo	1.3600	15200.	81	34639	No
7	GOM_NL__2PRFIN20081015_003617_000000532073_00016_34639_4303.N1	15-OCT-2008 00:36:17	Dark	53.000	48	30Alp Hya	1.9770	4100.0	106	34639	No
8	GOM_NL__2PRFIN20081015_004550_000000422073_00016_34639_4304.N1	15-OCT-2008 00:45:50	Dark	42.000	65	Lam Vel	2.2040	4400.0	84	34639	No
9	GOM_NL__2PRFIN20081015_004900_000000442073_00016_34639_4305.N1	15-OCT-2008 00:49:00	Dark	44.000	34	Gam2Vel	1.7930	23000.	88	34639	No
10	GOM_NL__2PRFIN20081015_005316_000000432073_00017_34640_4300.N1	15-OCT-2008 00:53:16	Dark	43.000	161	Tau Pup	2.9310	4500.0	86	34640	No
11	GOM_NL__2PRFIN20081015_005437_000000492073_00017_34640_4301.N1	15-OCT-2008 00:54:37	Dark	49.000	2	Alp Car	-0.73600	7000.0	98	34640	No
12	GOM_NL__2PRFIN20081015_010226_000000382073_00017_34640_4302.N1	15-OCT-2008 01:02:26	Dark	37.500	143	Alp Hyi	2.8570	7200.0	75	34640	No
13	GOM_NL__2PRFIN20081015_010353_000000402073_00017_34640_4303.N1	15-OCT-2008 01:03:53	Dark	40.000	9	Alp Eri	0.45300	24000.	80	34640	No
14	GOM_NL__2PRFIN20081015_010626_000000452073_00017_34640_4304.N1	15-OCT-2008 01:06:26	Straylight	45.000	157	The1Eri	2.9060	9300.0	90	34640	No
15	GOM_NL__2PRFIN20081015_011531_000000442073_00017_34640_4305.N1	15-OCT-2008 01:15:31	Straylight	43.500	52	16Bet Cet	2.0370	4500.0	87	34640	No
16	GOM_NL__2PRFIN20081015_012511_000000352073_00017_34640_4306.N1	15-OCT-2008 01:25:11	Bright	35.000	140	88Gam Peg	2.8340	26000.	70	34640	No
17	GOM_NL__2PRFIN20081015_012908_000000372073_00017_34640_4307.N1	15-OCT-2008 01:29:08	Bright	37.000	58	21Alp And	2.0730	11000.	74	34640	No
18	GOM_NL__2PRFIN20081015_013142_000000422073_00017_34640_4308.N1	15-OCT-2008 01:31:42	Bright	42.000	53	43Bet And	2.0480	3300.0	84	34640	No
19	GOM_NL__2PRFIN20081015_013712_000000382073_00017_34640_4309.N1	15-OCT-2008 01:37:12	Bright	37.500	68	18Alp Cas	2.2250	4500.0	75	34640	No
20	GOM_NL__2PRFIN20081015_013834_000000372073_00017_34640_4310.N1	15-OCT-2008 01:38:34	Bright	37.000	76	27Gam Cas	2.3000	30000.	74	34640	No
21	GOM_NL__2PRFIN20081015_014611_000000362073_00017_34640_4311.N1	15-OCT-2008 01:46:11	Bright	36.000	49	1Alp UMi	1.9900	6300.0	72	34640	No
22	GOM_NL__2PRFIN20081015_015424_000000372073_00017_34640_4312.N1	15-OCT-2008 01:54:24	Bright	37.000	36	50Alp UMa	1.8000	6300.0	74	34640	No
23	GOM_NL__2PRFIN20081015_015557_000000532073_00017_34640_4313.N1	15-OCT-2008 01:55:57	Bright	53.000	82	48Bet UMa	2.3650	10600.	106	34640	No
24	GOM_NL__2PRFIN20081015_015920_000000362073_00017_34640_4314.N1	15-OCT-2008 01:59:20	Bright	35.500	174	52Psi UMa	3.0040	4400.0	71	34640	No
25	GOM_NL__2PRFIN20081015_020617_000000412073_00017_34640_4315.N1	15-OCT-2008 02:06:17	Bright	41.000	166	17Eps Leo	2.9800	6000.0	82	34640	No
26	GOM_NL__2PRFIN20081015_020933_000000402073_00017_34640_4316.N1	15-OCT-2008 02:09:33	Bright	40.000	22	32Alp Leo	1.3600	15200.	80	34640	No
27	GOM_NL__2PRFIN20081015_021654_000000552073_00017_34640_4317.N1	15-OCT-2008 02:16:54	Dark	55.000	48	30Alp Hya	1.9770	4100.0	110	34640	No
28	GOM_NL__2PRFIN20081015_022627_000000412073_00017_34640_4318.N1	15-OCT-2008 02:26:27	Dark	41.000	65	Lam Vel	2.2040	4400.0	82	34640	No
29	GOM_NL__2PRFIN20081015_022936_000000432073_00017_34640_4319.N1	15-OCT-2008 02:29:36	Dark	42.500	34	Gam2Vel	1.7930	23000.	85	34640	No
30	GOM_NL__2PRFIN20081015_023353_000000432073_00018_34641_4311.N1	15-OCT-2008 02:33:53	Dark	43.000	161	Tau Pup	2.9310	4500.0	86	34641	No
31	GOM_NL__2PRFIN20081015_023513_000000472073_00018_34641_4312.N1	15-OCT-2008 02:35:13	Dark	47.000	2	Alp Car	-0.73600	7000.0	94	34641	No
32	GOM_NL__2PRFIN20081015_024303_000000372073_00018_34641_4313.N1	15-OCT-2008 02:43:03	Dark	36.500	143	Alp Hyi	2.8570	7200.0	73	34641	No
33	GOM_NL__2PRFIN20081015_024429_000000412073_00018_34641_4314.N1	15-OCT-2008 02:44:29	Dark	40.500	9	Alp Eri	0.45300	24000.	81	34641	No
34	GOM_NL__2PRFIN20081015_024702_000000462073_00018_34641_4315.N1	15-OCT-2008 02:47:02	Straylight	45.500	157	The1Eri	2.9060	9300.0	91	34641	No
35	GOM_NL__2PRFIN20081015_025607_000000442073_00018_34641_4316.N1	15-OCT-2008 02:56:07	Straylight	43.500	52	16Bet Cet	2.0370	4500.0	87	34641	No
36	GOM_NL__2PRFIN20081015_030546_000000372073_00018_34641_4317.N1	15-OCT-2008 03:05:46	Bright	36.500	140	88Gam Peg	2.8340	26000.	73	34641	No
37	GOM_NL__2PRFIN20081015_030944_000000372073_00018_34641_4318.N1	15-OCT-2008 03:09:44	Bright	36.500	58	21Alp And	2.0730	11000.	73	34641	No
38	GOM_NL__2PRFIN20081015_031217_000000422073_00018_34641_4319.N1	15-OCT-2008 03:12:17	Bright	42.000	53	43Bet And	2.0480	3300.0	84	34641	No
39	GOM_NL__2PRFIN20081015_031748_000000382073_00018_34641_4320.N1	15-OCT-2008 03:17:48	Bright	37.500	68	18Alp Cas	2.2250	4500.0	75	34641	No
40	GOM_NL__2PRFIN20081015_031909_000000382073_00018_34641_4321.N1	15-OCT-2008 03:19:09	Bright	37.500	76	27Gam Cas	2.3000	30000.	75	34641	No
41	GOM_NL__2PRFIN20081015_032646_000000342073_00018_34641_4322.N1	15-OCT-2008 03:26:46	Bright	34.000	49	1Alp UMi	1.9900	6300.0	68	34641	No
42	GOM_NL__2PRFIN20081015_033500_000000372073_00018_34641_4323.N1	15-OCT-2008 03:35:00	Bright	36.500	36	50Alp UMa	1.8000	6300.0	73	34641	No

43	GOM_NL__2PRFIN20081015_033633_000000362073_00018_34641_4324.N1	15-OCT-2008 03:36:33	Bright	36.000	82	48Bet UMa	2.3650	10600.	72	34641	No
44	GOM_NL__2PRFIN20081015_033956_000000352073_00018_34641_4325.N1	15-OCT-2008 03:39:56	Bright	35.000	174	52Psi UMa	3.0040	4400.0	70	34641	No
45	GOM_NL__2PRFIN20081015_034653_000000432073_00018_34641_4326.N1	15-OCT-2008 03:46:53	Bright	42.500	166	17Eps Leo	2.9800	6000.0	85	34641	No
46	GOM_NL__2PRFIN20081015_035009_000000412073_00018_34641_4327.N1	15-OCT-2008 03:50:09	Bright	40.500	22	32Alp Leo	1.3600	15200.	81	34641	No
47	GOM_NL__2PRFIN20081015_035731_000000522073_00018_34641_4328.N1	15-OCT-2008 03:57:31	Dark	52.000	48	30Alp Hya	1.9770	4100.0	104	34641	No
48	GOM_NL__2PRFIN20081015_040703_000000532073_00018_34641_4329.N1	15-OCT-2008 04:07:03	Dark	52.500	65	Lam Vel	2.2040	4400.0	105	34641	No
49	GOM_NL__2PRFIN20081015_041013_000000422073_00018_34641_4330.N1	15-OCT-2008 04:10:13	Dark	42.000	34	Gam2Vel	1.7930	23000.	84	34641	No
50	GOM_NL__2PRFIN20081015_041429_000000442073_00019_34642_4332.N1	15-OCT-2008 04:14:29	Dark	44.000	161	Tau Pup	2.9310	4500.0	88	34642	No
51	GOM_NL__2PRFIN20081015_041550_000000532073_00019_34642_4333.N1	15-OCT-2008 04:15:50	Dark	52.500	2	Alp Car	-0.73600	7000.0	105	34642	No
52	GOM_NL__2PRFIN20081015_042339_000000372073_00019_34642_4334.N1	15-OCT-2008 04:23:39	Dark	37.000	143	Alp Hyi	2.8570	7200.0	74	34642	No
53	GOM_NL__2PRFIN20081015_042505_000000432073_00019_34642_4335.N1	15-OCT-2008 04:25:05	Dark	42.500	9	Alp Eri	0.45300	24000.	85	34642	No
54	GOM_NL__2PRFIN20081015_042739_000000442073_00019_34642_4336.N1	15-OCT-2008 04:27:39	Straylight	43.500	157	The1Eri	2.9060	9300.0	87	34642	No
55	GOM_NL__2PRFIN20081015_043643_000000452073_00019_34642_4337.N1	15-OCT-2008 04:36:43	Straylight	44.500	52	16Bet Cet	2.0370	4500.0	89	34642	No
56	GOM_NL__2PRFIN20081015_044622_000000352073_00019_34642_4338.N1	15-OCT-2008 04:46:22	Bright	35.000	140	88Gam Peg	2.8340	26000.	70	34642	No
57	GOM_NL__2PRFIN20081015_045020_000000372073_00019_34642_4339.N1	15-OCT-2008 04:50:20	Bright	36.500	58	21Alp And	2.0730	11000.	73	34642	No
58	GOM_NL__2PRFIN20081015_045253_000000412073_00019_34642_4340.N1	15-OCT-2008 04:52:53	Bright	40.500	53	43Bet And	2.0480	3300.0	81	34642	No
59	GOM_NL__2PRFIN20081015_045824_000000382073_00019_34642_4341.N1	15-OCT-2008 04:58:24	Bright	37.500	68	18Alp Cas	2.2250	4500.0	75	34642	No
60	GOM_NL__2PRFIN20081015_045945_000000382073_00019_34642_4342.N1	15-OCT-2008 04:59:45	Bright	37.500	76	27Gam Cas	2.3000	30000.	75	34642	No
61	GOM_NL__2PRFIN20081015_050722_000000322073_00019_34642_4343.N1	15-OCT-2008 05:07:22	Bright	32.000	49	1Alp UMi	1.9900	6300.0	64	34642	No
62	GOM_NL__2PRFIN20081015_051536_000000382073_00019_34642_4344.N1	15-OCT-2008 05:15:36	Bright	38.000	36	50Alp UMa	1.8000	6300.0	76	34642	No
63	GOM_NL__2PRFIN20081015_051709_000000362073_00019_34642_4345.N1	15-OCT-2008 05:17:09	Bright	35.500	82	48Bet UMa	2.3650	10600.	71	34642	No
64	GOM_NL__2PRFIN20081015_052033_000000522073_00019_34642_4346.N1	15-OCT-2008 05:20:33	Bright	52.000	174	52Psi UMa	3.0040	4400.0	104	34642	No
65	GOM_NL__2PRFIN20081015_052730_000000412073_00019_34642_4347.N1	15-OCT-2008 05:27:30	Bright	40.500	166	17Eps Leo	2.9800	6000.0	81	34642	No
66	GOM_NL__2PRFIN20081015_053045_000000412073_00019_34642_4348.N1	15-OCT-2008 05:30:45	Bright	41.000	22	32Alp Leo	1.3600	15200.	82	34642	No
67	GOM_NL__2PRFIN20081015_053807_000000522073_00019_34642_4349.N1	15-OCT-2008 05:38:07	Dark	51.500	48	30Alp Hya	1.9770	4100.0	103	34642	No
68	GOM_NL__2PRFIN20081015_054740_000000512073_00019_34642_4350.N1	15-OCT-2008 05:47:40	Dark	51.000	65	Lam Vel	2.2040	4400.0	102	34642	No
69	GOM_NL__2PRFIN20081015_055050_000000432073_00019_34642_4351.N1	15-OCT-2008 05:50:50	Dark	42.500	34	Gam2Vel	1.7930	23000.	85	34642	No
70	GOM_NL__2PRFIN20081015_055506_000000442073_00020_34643_4346.N1	15-OCT-2008 05:55:06	Dark	43.500	161	Tau Pup	2.9310	4500.0	87	34643	No
71	GOM_NL__2PRFIN20081015_055627_000000572073_00020_34643_4347.N1	15-OCT-2008 05:56:27	Dark	57.000	2	Alp Car	-0.73600	7000.0	114	34643	No
72	GOM_NL__2PRFIN20081015_060415_000000382073_00020_34643_4348.N1	15-OCT-2008 06:04:15	Dark	37.500	143	Alp Hyi	2.8570	7200.0	75	34643	No
73	GOM_NL__2PRFIN20081015_060542_000000392073_00020_34643_4349.N1	15-OCT-2008 06:05:42	Dark	38.500	9	Alp Eri	0.45300	24000.	77	34643	No
74	GOM_NL__2PRFIN20081015_060815_000000422073_00020_34643_4350.N1	15-OCT-2008 06:08:15	Straylight	42.000	157	The1Eri	2.9060	9300.0	84	34643	No
75	GOM_NL__2PRFIN20081015_061719_000000452073_00020_34643_4351.N1	15-OCT-2008 06:17:19	Straylight	45.000	52	16Bet Cet	2.0370	4500.0	90	34643	No
76	GOM_NL__2PRFIN20081015_062658_000000362073_00020_34643_4352.N1	15-OCT-2008 06:26:58	Bright	35.500	140	88Gam Peg	2.8340	26000.	71	34643	No
77	GOM_NL__2PRFIN20081015_063056_000000372073_00020_34643_4353.N1	15-OCT-2008 06:30:56	Bright	37.000	58	21Alp And	2.0730	11000.	74	34643	No
78	GOM_NL__2PRFIN20081015_063329_000000422073_00020_34643_4354.N1	15-OCT-2008 06:33:29	Bright	41.500	53	43Bet And	2.0480	3300.0	83	34643	No
79	GOM_NL__2PRFIN20081015_063900_000000382073_00020_34643_4355.N1	15-OCT-2008 06:39:00	Bright	38.000	68	18Alp Cas	2.2250	4500.0	76	34643	No
80	GOM_NL__2PRFIN20081015_064021_000000382073_00020_34643_4356.N1	15-OCT-2008 06:40:21	Bright	37.500	76	27Gam Cas	2.3000	30000.	75	34643	No
81	GOM_NL__2PRFIN20081015_064758_000000362073_00020_34643_4357.N1	15-OCT-2008 06:47:58	Bright	36.000	49	1Alp UMi	1.9900	6300.0	72	34643	No
82	GOM_NL__2PRFIN20081015_065612_000000382073_00020_34643_4358.N1	15-OCT-2008 06:56:12	Bright	37.500	36	50Alp UMa	1.8000	6300.0	75	34643	No
83	GOM_NL__2PRFIN20081015_065745_000000372073_00020_34643_4359.N1	15-OCT-2008 06:57:45	Bright	36.500	82	48Bet UMa	2.3650	10600.	73	34643	No
84	GOM_NL__2PRFIN20081015_070109_000000362073_00020_34643_4360.N1	15-OCT-2008 07:01:09	Bright	36.000	174	52Psi UMa	3.0040	4400.0	72	34643	No
85	GOM_NL__2PRFIN20081015_070806_000000612073_00020_34643_4361.N1	15-OCT-2008 07:08:06	Bright	61.000	166	17Eps Leo	2.9800	6000.0	122	34643	No
86	GOM_NL__2PRFIN20081015_071121_000000402073_00020_34643_4362.N1	15-OCT-2008 07:11:21	Bright	39.500	22	32Alp Leo	1.3600	15200.	79	34643	No
87	GOM_NL__2PRFIN20081015_071844_000000492073_00020_34643_4363.N1	15-OCT-2008 07:18:44	Dark	49.000	48	30Alp Hya	1.9770	4100.0	98	34643	No
88	GOM_NL__2PRFIN20081015_072817_000000452073_00020_34643_4364.N1	15-OCT-2008 07:28:17	Dark	44.500	65	Lam Vel	2.2040	4400.0	89	34643	No
89	GOM_NL__2PRFIN20081015_073543_000000452073_00021_34644_4358.N1	15-OCT-2008 07:35:43	Dark	44.500	161	Tau Pup	2.9310	4500.0	89	34644	No
90	GOM_NL__2PRFIN20081015_073704_000000622073_00021_34644_4359.N1	15-OCT-2008 07:37:04	Dark	62.000	2	Alp Car	-0.73600	7000.0	124	34644	No
91	GOM_NL__2PRFIN20081015_074451_000000392073_00021_34644_4360.N1	15-OCT-2008 07:44:51	Dark	38.500	143	Alp Hyi	2.8570	7200.0	77	34644	No
92	GOM_NL__2PRFIN20081015_074618_000000402073_00021_34644_4361.N1	15-OCT-2008 07:46:18	Dark	39.500	9	Alp Eri	0.45300	24000.	79	34644	No
93	GOM_NL__2PRFIN20081015_074852_000000452073_00021_34644_4362.N1	15-OCT-2008 07:48:52	Straylight	44.500	157	The1Eri	2.9060	9300.0	89	34644	No
94	GOM_NL__2PRFIN20081015_075755_000000442073_00021_34644_4363.N1	15-OCT-2008 07:57:55	Straylight	44.000	52	16Bet Cet	2.0370	4500.0	88	34644	No
95	GOM_NL__2PRFIN20081015_080734_000000362073_00021_34644_4364.N1	15-OCT-2008 08:07:34	Bright	36.000	140	88Gam Peg	2.8340	26000.	72	34644	No
96	GOM_NL__2PRFIN20081015_081132_000000362073_00021_34644_4365.N1	15-OCT-2008 08:11:32	Bright	35.500	58	21Alp And	2.0730	11000.	71	34644	No
97	GOM_NL__2PRFIN20081015_081404_000000412073_00021_34644_4366.N1	15-OCT-2008 08:14:04	Bright	41.000	53	43Bet And	2.0480	3300.0	82	34644	No
98	GOM_NL__2PRFIN20081015_081935_000000392073_00021_34644_4367.N1	15-OCT-2008 08:19:35	Bright	38.500	68	18Alp Cas	2.2250	4500.0	77	34644	No
99	GOM_NL__2PRFIN20081015_082057_000000382073_00021_34644_4368.N1	15-OCT-2008 08:20:57	Bright	37.500	76	27Gam Cas	2.3000	30000.	75	34644	No
100	GOM_NL__2PRFIN20081015_082834_000000362073_00021_34644_4369.N1	15-OCT-2008 08:28:34	Bright	36.000	49	1Alp UMi	1.9900	6300.0	72	34644	No
101	GOM_NL__2PRFIN20081015_083648_000000382073_00021_34644_4370.N1	15-OCT-2008 08:36:48	Bright	37.500	36	50Alp UMa	1.8000	6300.0	75	34644	No

102	GOM_NL__2PRFIN20081015_083821_000000362073_00021_34644_4371.N1	15-OCT-2008 08:38:21	Bright	36.000	82	48Bet UMa	2.3650	10600.	72	34644	No
103	GOM_NL__2PRFIN20081015_084145_000000342073_00021_34644_4372.N1	15-OCT-2008 08:41:45	Bright	33.500	174	52Psi UMa	3.0040	4400.0	67	34644	No
104	GOM_NL__2PRFIN20081015_084842_000000612073_00021_34644_4373.N1	15-OCT-2008 08:48:42	Bright	61.000	166	17Eps Leo	2.9800	6000.0	122	34644	No
105	GOM_NL__2PRFIN20081015_085158_000000572073_00021_34644_4374.N1	15-OCT-2008 08:51:58	Bright	57.000	22	32Alp Leo	1.3600	15200.	114	34644	No
106	GOM_NL__2PRFIN20081015_085920_000000502073_00021_34644_4375.N1	15-OCT-2008 08:59:20	Dark	50.000	48	30Alp Hya	1.9770	4100.0	100	34644	No
107	GOM_NL__2PRFIN20081015_090853_000000452073_00021_34644_4376.N1	15-OCT-2008 09:08:53	Dark	45.000	65	Lam Vel	2.2040	4400.0	90	34644	No
108	GOM_NL__2PRFIN20081015_091203_000000462073_00021_34644_4371.N1	15-OCT-2008 09:12:03	Dark	45.500	34	Gam2Vel	1.7930	23000.	91	34644	No
109	GOM_NL__2PRFIN20081015_091620_000000452073_00022_34645_4372.N1	15-OCT-2008 09:16:20	Dark	45.000	161	Tau Pup	2.9310	4500.0	90	34645	No
110	GOM_NL__2PRFIN20081015_091740_000000482073_00022_34645_4373.N1	15-OCT-2008 09:17:40	Dark	48.000	2	Alp Car	-0.73600	7000.0	96	34645	No
111	GOM_NL__2PRFIN20081015_092528_000000382073_00022_34645_4374.N1	15-OCT-2008 09:25:28	Dark	37.500	143	Alp Hyi	2.8570	7200.0	75	34645	No
112	GOM_NL__2PRFIN20081015_092654_000000432073_00022_34645_4375.N1	15-OCT-2008 09:26:54	Dark	42.500	9	Alp Eri	0.45300	24000.	85	34645	No
113	GOM_NL__2PRFIN20081015_092928_000000442073_00022_34645_4376.N1	15-OCT-2008 09:29:28	Straylight	44.000	157	The1Eri	2.9060	9300.0	88	34645	No
114	GOM_NL__2PRFIN20081015_093831_000000432073_00022_34645_4377.N1	15-OCT-2008 09:38:31	Straylight	43.000	52	16Bet Cet	2.0370	4500.0	86	34645	No
115	GOM_NL__2PRFIN20081015_094810_000000372073_00022_34645_4378.N1	15-OCT-2008 09:48:10	Bright	36.500	140	88Gam Peg	2.8340	26000.	73	34645	No
116	GOM_NL__2PRFIN20081015_095208_000000372073_00022_34645_4379.N1	15-OCT-2008 09:52:08	Bright	37.000	58	21Alp And	2.0730	11000.	74	34645	No
117	GOM_NL__2PRFIN20081015_095440_000000402073_00022_34645_4380.N1	15-OCT-2008 09:54:40	Bright	39.500	53	43Bet And	2.0480	3300.0	79	34645	No
118	GOM_NL__2PRFIN20081015_100011_000000382073_00022_34645_4381.N1	15-OCT-2008 10:00:11	Bright	38.000	68	18Alp Cas	2.2250	4500.0	76	34645	No
119	GOM_NL__2PRFIN20081015_100132_000000362073_00022_34645_4382.N1	15-OCT-2008 10:01:32	Bright	35.500	76	27Gam Cas	2.3000	30000.	71	34645	No
120	GOM_NL__2PRFIN20081015_100910_000000362073_00022_34645_4383.N1	15-OCT-2008 10:09:10	Bright	36.000	49	1Alp UMi	1.9900	6300.0	72	34645	No
121	GOM_NL__2PRFIN20081015_101724_000000382073_00022_34645_4384.N1	15-OCT-2008 10:17:24	Bright	38.000	36	50Alp UMa	1.8000	6300.0	76	34645	No
122	GOM_NL__2PRFIN20081015_101857_000000352073_00022_34645_4385.N1	15-OCT-2008 10:18:57	Bright	34.500	82	48Bet UMa	2.3650	10600.	69	34645	No
123	GOM_NL__2PRFIN20081015_102221_000000522073_00022_34645_4386.N1	15-OCT-2008 10:22:21	Bright	52.000	174	52Psi UMa	3.0040	4400.0	104	34645	No
124	GOM_NL__2PRFIN20081015_102918_000000422073_00022_34645_4387.N1	15-OCT-2008 10:29:18	Bright	42.000	166	17Eps Leo	2.9800	6000.0	84	34645	No
125	GOM_NL__2PRFIN20081015_103234_000000572073_00022_34645_4388.N1	15-OCT-2008 10:32:34	Bright	57.000	22	32Alp Leo	1.3600	15200.	114	34645	No
126	GOM_NL__2PRFIN20081015_103957_000000552073_00022_34645_4389.N1	15-OCT-2008 10:39:57	Dark	55.000	48	30Alp Hya	1.9770	4100.0	110	34645	No
127	GOM_NL__2PRFIN20081015_104930_000000502073_00022_34645_4390.N1	15-OCT-2008 10:49:30	Dark	49.500	65	Lam Vel	2.2040	4400.0	99	34645	No
128	GOM_NL__2PRFIN20081015_105240_000000442073_00023_34646_4382.N1	15-OCT-2008 10:52:40	Dark	43.500	34	Gam2Vel	1.7930	23000.	87	34646	No
129	GOM_NL__2PRFIN20081015_105657_000000452073_00023_34646_4383.N1	15-OCT-2008 10:56:57	Dark	44.500	161	Tau Pup	2.9310	4500.0	89	34646	No
130	GOM_NL__2PRFIN20081015_105817_000000622073_00023_34646_4384.N1	15-OCT-2008 10:58:17	Dark	61.500	2	Alp Car	-0.73600	7000.0	123	34646	No
131	GOM_NL__2PRFIN20081015_110604_000000372073_00023_34646_4385.N1	15-OCT-2008 11:06:04	Dark	36.500	143	Alp Hyi	2.8570	7200.0	73	34646	No
132	GOM_NL__2PRFIN20081015_110730_000000382073_00023_34646_4386.N1	15-OCT-2008 11:07:30	Dark	37.500	9	Alp Eri	0.45300	24000.	75	34646	No
133	GOM_NL__2PRFIN20081015_111005_000000442073_00023_34646_4387.N1	15-OCT-2008 11:10:05	Straylight	43.500	157	The1Eri	2.9060	9300.0	87	34646	No
134	GOM_NL__2PRFIN20081015_111907_000000432073_00023_34646_4388.N1	15-OCT-2008 11:19:07	Straylight	43.000	52	16Bet Cet	2.0370	4500.0	86	34646	No
135	GOM_NL__2PRFIN20081015_112846_000000362073_00023_34646_4389.N1	15-OCT-2008 11:28:46	Bright	36.000	140	88Gam Peg	2.8340	26000.	72	34646	No
136	GOM_NL__2PRFIN20081015_113244_000000372073_00023_34646_4390.N1	15-OCT-2008 11:32:44	Bright	37.000	58	21Alp And	2.0730	11000.	74	34646	No
137	GOM_NL__2PRFIN20081015_113515_000000422073_00023_34646_4391.N1	15-OCT-2008 11:35:15	Bright	41.500	53	43Bet And	2.0480	3300.0	83	34646	No
138	GOM_NL__2PRFIN20081015_114047_000000382073_00023_34646_4392.N1	15-OCT-2008 11:40:47	Bright	38.000	68	18Alp Cas	2.2250	4500.0	76	34646	No
139	GOM_NL__2PRFIN20081015_114208_000000382073_00023_34646_4393.N1	15-OCT-2008 11:42:08	Bright	38.000	76	27Gam Cas	2.3000	30000.	76	34646	No
140	GOM_NL__2PRFIN20081015_114946_000000362073_00023_34646_4394.N1	15-OCT-2008 11:49:46	Bright	35.500	49	1Alp UMi	1.9900	6300.0	71	34646	No
141	GOM_NL__2PRFIN20081015_115800_000000372073_00023_34646_4395.N1	15-OCT-2008 11:58:00	Bright	37.000	36	50Alp UMa	1.8000	6300.0	74	34646	No
142	GOM_NL__2PRFIN20081015_115933_000000352073_00023_34646_4396.N1	15-OCT-2008 11:59:33	Bright	34.500	82	48Bet UMa	2.3650	10600.	69	34646	No
143	GOM_NL__2PRFIN20081015_120257_000000352073_00023_34646_4397.N1	15-OCT-2008 12:02:57	Bright	35.000	174	52Psi UMa	3.0040	4400.0	70	34646	No
144	GOM_NL__2PRFIN20081015_120954_000000412073_00023_34646_4398.N1	15-OCT-2008 12:09:54	Bright	41.000	166	17Eps Leo	2.9800	6000.0	82	34646	No
145	GOM_NL__2PRFIN20081015_121310_000000552073_00023_34646_4399.N1	15-OCT-2008 12:13:10	Bright	55.000	22	32Alp Leo	1.3600	15200.	110	34646	No
146	GOM_NL__2PRFIN20081015_122033_000000542073_00023_34646_4400.N1	15-OCT-2008 12:20:33	Dark	54.000	48	30Alp Hya	1.9770	4100.0	108	34646	No
147	GOM_NL__2PRFIN20081015_123006_000000472073_00023_34646_4401.N1	15-OCT-2008 12:30:06	Dark	46.500	65	Lam Vel	2.2040	4400.0	93	34646	No
148	GOM_NL__2PRFIN20081015_123316_000000422073_00024_34647_4404.N1	15-OCT-2008 12:33:16	Dark	42.000	34	Gam2Vel	1.7930	23000.	84	34647	No
149	GOM_NL__2PRFIN20081015_123733_000000452073_00024_34647_4405.N1	15-OCT-2008 12:37:33	Dark	44.500	161	Tau Pup	2.9310	4500.0	89	34647	No
150	GOM_NL__2PRFIN20081015_123854_000000472073_00024_34647_4406.N1	15-OCT-2008 12:38:54	Dark	46.500	2	Alp Car	-0.73600	7000.0	93	34647	No
151	GOM_NL__2PRFIN20081015_124640_000000382073_00024_34647_4407.N1	15-OCT-2008 12:46:40	Dark	37.500	143	Alp Hyi	2.8570	7200.0	75	34647	No
152	GOM_NL__2PRFIN20081015_124806_000000402073_00024_34647_4408.N1	15-OCT-2008 12:48:06	Dark	40.000	9	Alp Eri	0.45300	24000.	80	34647	No
153	GOM_NL__2PRFIN20081015_125041_000000452073_00024_34647_4409.N1	15-OCT-2008 12:50:41	Straylight	45.000	157	The1Eri	2.9060	9300.0	90	34647	No
154	GOM_NL__2PRFIN20081015_125943_000000422073_00024_34647_4410.N1	15-OCT-2008 12:59:43	Straylight	42.000	52	16Bet Cet	2.0370	4500.0	84	34647	No
155	GOM_NL__2PRFIN20081015_130922_000000372073_00024_34647_4411.N1	15-OCT-2008 13:09:22	Bright	37.000	140	88Gam Peg	2.8340	26000.	74	34647	No
156	GOM_NL__2PRFIN20081015_131320_000000352073_00024_34647_4412.N1	15-OCT-2008 13:13:20	Bright	35.000	58	21Alp And	2.0730	11000.	70	34647	No
157	GOM_NL__2PRFIN20081015_131551_000000392073_00024_34647_4413.N1	15-OCT-2008 13:15:51	Bright	38.500	53	43Bet And	2.0480	3300.0	77	34647	No
158	GOM_NL__2PRFIN20081015_132122_000000352073_00024_34647_4414.N1	15-OCT-2008 13:21:22	Bright	34.500	68	18Alp Cas	2.2250	4500.0	69	34647	No
159	GOM_NL__2PRFIN20081015_132244_000000352073_00024_34647_4415.N1	15-OCT-2008 13:22:44	Bright	34.500	76	27Gam Cas	2.3000	30000.	69	34647	No
160	GOM_NL__2PRFIN20081015_133022_000000362073_00024_34647_4416.N1	15-OCT-2008 13:30:22	Bright	36.000	49	1Alp UMi	1.9900	6300.0	72	34647	No

161	GOM_NL__2PRFIN20081015_133836_000000362073_00024_34647_4417.N1	15-OCT-2008 13:38:36	Bright	36.000	36	50Alp UMa	1.8000	6300.0	72	34647	No
162	GOM_NL__2PRFIN20081015_134009_000000342073_00024_34647_4418.N1	15-OCT-2008 13:40:09	Bright	34.000	82	48Bet UMa	2.3650	10600.	68	34647	No
163	GOM_NL__2PRFIN20081015_134332_000000342073_00024_34647_4419.N1	15-OCT-2008 13:43:32	Bright	34.000	174	52Psi UMa	3.0040	4400.0	68	34647	No
164	GOM_NL__2PRFIN20081015_135030_000000422073_00024_34647_4420.N1	15-OCT-2008 13:50:30	Bright	41.500	166	17Eps Leo	2.9800	6000.0	83	34647	No
165	GOM_NL__2PRFIN20081015_135347_000000412073_00024_34647_4421.N1	15-OCT-2008 13:53:47	Bright	41.000	22	32Alp Leo	1.3600	15200.	82	34647	No
166	GOM_NL__2PRFIN20081015_140110_000000512073_00024_34647_4422.N1	15-OCT-2008 14:01:10	Dark	50.500	48	30Alp Hya	1.9770	4100.0	101	34647	No
167	GOM_NL__2PRFIN20081015_141043_000000472073_00024_34647_4423.N1	15-OCT-2008 14:10:43	Dark	46.500	65	Lam Vel	2.2040	4400.0	93	34647	No
168	GOM_NL__2PRFIN20081015_141353_000000422073_00025_34648_4418.N1	15-OCT-2008 14:13:53	Dark	41.500	34	Gam2Vel	1.7930	23000.	83	34648	No
169	GOM_NL__2PRFIN20081015_141810_000000452073_00025_34648_4419.N1	15-OCT-2008 14:18:10	Dark	44.500	161	Tau Pup	2.9310	4500.0	89	34648	No
170	GOM_NL__2PRFIN20081015_141931_000000472073_00025_34648_4420.N1	15-OCT-2008 14:19:31	Dark	46.500	2	Alp Car	-0.73600	7000.0	93	34648	No
171	GOM_NL__2PRFIN20081015_142716_000000372073_00025_34648_4421.N1	15-OCT-2008 14:27:16	Dark	37.000	143	Alp Hyi	2.8570	7200.0	74	34648	No
172	GOM_NL__2PRFIN20081015_142843_000000382073_00025_34648_4422.N1	15-OCT-2008 14:28:43	Dark	38.000	9	Alp Eri	0.45300	24000.	76	34648	No
173	GOM_NL__2PRFIN20081015_143117_000000432073_00025_34648_4423.N1	15-OCT-2008 14:31:17	Straylight	43.000	157	The1Eri	2.9060	9300.0	86	34648	No
174	GOM_NL__2PRFIN20081015_144019_000000452073_00025_34648_4424.N1	15-OCT-2008 14:40:19	Straylight	44.500	52	16Bet Cet	2.0370	4500.0	89	34648	No
175	GOM_NL__2PRFIN20081015_144958_000000362073_00025_34648_4425.N1	15-OCT-2008 14:49:58	Bright	36.000	140	88Gam Peg	2.8340	26000.	72	34648	No
176	GOM_NL__2PRFIN20081015_145355_000000372073_00025_34648_4426.N1	15-OCT-2008 14:53:55	Bright	36.500	58	21Alp And	2.0730	11000.	73	34648	No
177	GOM_NL__2PRFIN20081015_145626_000000402073_00025_34648_4427.N1	15-OCT-2008 14:56:26	Bright	39.500	53	43Bet And	2.0480	3300.0	79	34648	No
178	GOM_NL__2PRFIN20081015_150158_000000382073_00025_34648_4428.N1	15-OCT-2008 15:01:58	Bright	38.000	68	18Alp Cas	2.2250	4500.0	76	34648	No
179	GOM_NL__2PRFIN20081015_150319_000000372073_00025_34648_4429.N1	15-OCT-2008 15:03:19	Bright	37.000	76	27Gam Cas	2.3000	30000.	74	34648	No
180	GOM_NL__2PRFIN20081015_151058_000000342073_00025_34648_4430.N1	15-OCT-2008 15:10:58	Bright	34.000	49	1Alp UMi	1.9900	6300.0	68	34648	No
181	GOM_NL__2PRFIN20081015_151912_000000382073_00025_34648_4431.N1	15-OCT-2008 15:19:12	Bright	37.500	36	50Alp UMa	1.8000	6300.0	75	34648	No
182	GOM_NL__2PRFIN20081015_152045_000000532073_00025_34648_4432.N1	15-OCT-2008 15:20:45	Bright	53.000	82	48Bet UMa	2.3650	10600.	106	34648	No
183	GOM_NL__2PRFIN20081015_152409_000000522073_00025_34648_4433.N1	15-OCT-2008 15:24:09	Bright	52.000	174	52Psi UMa	3.0040	4400.0	104	34648	No
184	GOM_NL__2PRFIN20081015_153107_000000452073_00025_34648_4434.N1	15-OCT-2008 15:31:07	Bright	45.000	166	17Eps Leo	2.9800	6000.0	90	34648	No
185	GOM_NL__2PRFIN20081015_153423_000000572073_00025_34648_4435.N1	15-OCT-2008 15:34:23	Bright	57.000	22	32Alp Leo	1.3600	15200.	114	34648	No
186	GOM_NL__2PRFIN20081015_154147_000000552073_00025_34648_4436.N1	15-OCT-2008 15:41:47	Dark	55.000	48	30Alp Hya	1.9770	4100.0	110	34648	No
187	GOM_NL__2PRFIN20081015_155119_000000482073_00025_34648_4437.N1	15-OCT-2008 15:51:19	Dark	47.500	65	Lam Vel	2.2040	4400.0	95	34648	No
188	GOM_NL__2PRFIN20081015_155430_000000422073_00026_34649_4432.N1	15-OCT-2008 15:54:30	Dark	41.500	34	Gam2Vel	1.7930	23000.	83	34649	No
189	GOM_NL__2PRFIN20081015_155847_000000452073_00026_34649_4433.N1	15-OCT-2008 15:58:47	Dark	44.500	161	Tau Pup	2.9310	4500.0	89	34649	No
190	GOM_NL__2PRFIN20081015_160007_000000472073_00026_34649_4434.N1	15-OCT-2008 16:00:07	Dark	47.000	2	Alp Car	-0.73600	7000.0	94	34649	No
191	GOM_NL__2PRFIN20081015_160752_000000382073_00026_34649_4435.N1	15-OCT-2008 16:07:52	Dark	37.500	143	Alp Hyi	2.8570	7200.0	75	34649	No
192	GOM_NL__2PRFIN20081015_160919_000000392073_00026_34649_4436.N1	15-OCT-2008 16:09:19	Dark	38.500	9	Alp Eri	0.45300	24000.	77	34649	No
193	GOM_NL__2PRFIN20081015_161154_000000452073_00026_34649_4437.N1	15-OCT-2008 16:11:54	Straylight	45.000	157	The1Eri	2.9060	9300.0	90	34649	No
194	GOM_NL__2PRFIN20081015_162055_000000452073_00026_34649_4438.N1	15-OCT-2008 16:20:55	Straylight	44.500	52	16Bet Cet	2.0370	4500.0	89	34649	No
195	GOM_NL__2PRFIN20081015_163034_000000372073_00026_34649_4439.N1	15-OCT-2008 16:30:34	Bright	36.500	140	88Gam Peg	2.8340	26000.	73	34649	No
196	GOM_NL__2PRFIN20081015_163432_000000362073_00026_34649_4440.N1	15-OCT-2008 16:34:32	Bright	35.500	58	21Alp And	2.0730	11000.	71	34649	No
197	GOM_NL__2PRFIN20081015_163702_000000432073_00026_34649_4441.N1	15-OCT-2008 16:37:02	Bright	42.500	53	43Bet And	2.0480	3300.0	85	34649	No
198	GOM_NL__2PRFIN20081015_164234_000000382073_00026_34649_4442.N1	15-OCT-2008 16:42:34	Bright	38.000	68	18Alp Cas	2.2250	4500.0	76	34649	No
199	GOM_NL__2PRFIN20081015_164355_000000362073_00026_34649_4443.N1	15-OCT-2008 16:43:55	Bright	36.000	76	27Gam Cas	2.3000	30000.	72	34649	No
200	GOM_NL__2PRFIN20081015_165134_000000372073_00026_34649_4444.N1	15-OCT-2008 16:51:34	Bright	36.500	49	1Alp UMi	1.9900	6300.0	73	34649	No
201	GOM_NL__2PRFIN20081015_165948_000000382073_00026_34649_4445.N1	15-OCT-2008 16:59:48	Bright	38.000	36	50Alp UMa	1.8000	6300.0	76	34649	No
202	GOM_NL__2PRFIN20081015_170121_000000352073_00026_34649_4446.N1	15-OCT-2008 17:01:21	Bright	34.500	82	48Bet UMa	2.3650	10600.	69	34649	No
203	GOM_NL__2PRFIN20081015_170445_000000372073_00026_34649_4447.N1	15-OCT-2008 17:04:45	Bright	37.000	174	52Psi UMa	3.0040	4400.0	74	34649	No
204	GOM_NL__2PRFIN20081015_171143_000000452073_00026_34649_4448.N1	15-OCT-2008 17:11:43	Bright	45.000	166	17Eps Leo	2.9800	6000.0	90	34649	No
205	GOM_NL__2PRFIN20081015_171459_000000422073_00026_34649_4449.N1	15-OCT-2008 17:14:59	Bright	41.500	22	32Alp Leo	1.3600	15200.	83	34649	No
206	GOM_NL__2PRFIN20081015_172224_000000572073_00026_34649_4450.N1	15-OCT-2008 17:22:24	Dark	56.500	48	30Alp Hya	1.9770	4100.0	113	34649	No
207	GOM_NL__2PRFIN20081015_173156_000000512073_00026_34649_4451.N1	15-OCT-2008 17:31:56	Dark	50.500	65	Lam Vel	2.2040	4400.0	101	34649	No
208	GOM_NL__2PRFIN20081015_173507_000000422073_00027_34650_4445.N1	15-OCT-2008 17:35:07	Dark	42.000	34	Gam2Vel	1.7930	23000.	84	34650	No
209	GOM_NL__2PRFIN20081015_173924_000000442073_00027_34650_4446.N1	15-OCT-2008 17:39:24	Dark	43.500	161	Tau Pup	2.9310	4500.0	87	34650	No
210	GOM_NL__2PRFIN20081015_174044_000000482073_00027_34650_4447.N1	15-OCT-2008 17:40:44	Dark	47.500	2	Alp Car	-0.73600	7000.0	95	34650	No
211	GOM_NL__2PRFIN20081015_174829_000000362073_00027_34650_4448.N1	15-OCT-2008 17:48:29	Dark	36.000	143	Alp Hyi	2.8570	7200.0	72	34650	No
212	GOM_NL__2PRFIN20081015_174955_000000522073_00027_34650_4449.N1	15-OCT-2008 17:49:55	Dark	51.500	9	Alp Eri	0.45300	24000.	103	34650	No
213	GOM_NL__2PRFIN20081015_175230_000000452073_00027_34650_4450.N1	15-OCT-2008 17:52:30	Straylight	44.500	157	The1Eri	2.9060	9300.0	89	34650	No
214	GOM_NL__2PRFIN20081015_180132_000000432073_00027_34650_4451.N1	15-OCT-2008 18:01:32	Straylight	42.500	52	16Bet Cet	2.0370	4500.0	85	34650	No
215	GOM_NL__2PRFIN20081015_181110_000000362073_00027_34650_4452.N1	15-OCT-2008 18:11:10	Bright	36.000	140	88Gam Peg	2.8340	26000.	72	34650	No
216	GOM_NL__2PRFIN20081015_181507_000000362073_00027_34650_4453.N1	15-OCT-2008 18:15:07	Bright	36.000	58	21Alp And	2.0730	11000.	72	34650	No
217	GOM_NL__2PRFIN20081015_181738_000000392073_00027_34650_4454.N1	15-OCT-2008 18:17:38	Bright	39.000	53	43Bet And	2.0480	3300.0	78	34650	No
218	GOM_NL__2PRFIN20081015_182310_000000382073_00027_34650_4455.N1	15-OCT-2008 18:23:10	Bright	38.000	68	18Alp Cas	2.2250	4500.0	76	34650	No
219	GOM_NL__2PRFIN20081015_182431_000000382073_00027_34650_4456.N1	15-OCT-2008 18:24:31	Bright	37.500	76	27Gam Cas	2.3000	30000.	75	34650	No

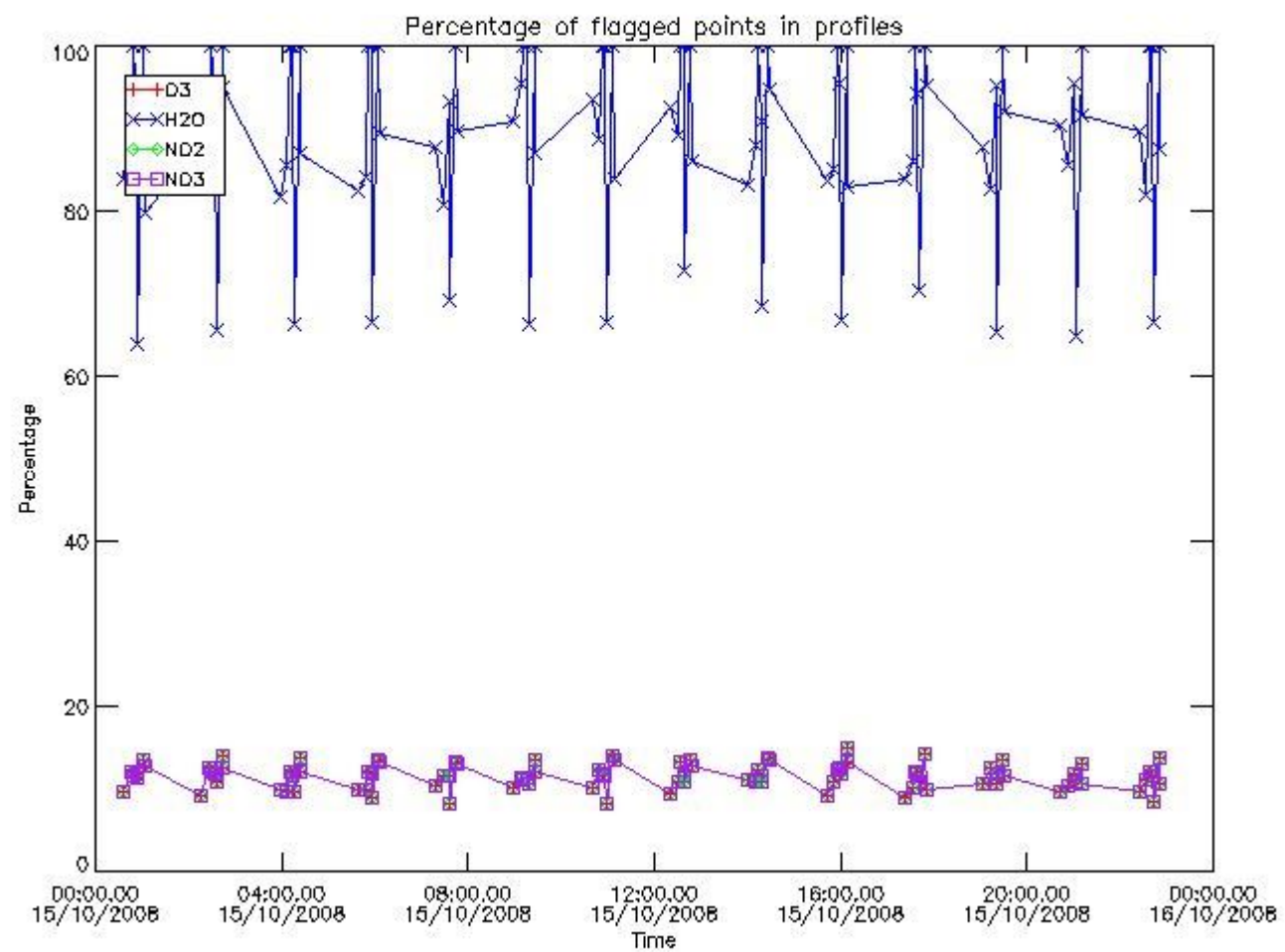
220	GOM_NL__2PRFIN20081015_183210_000000372073_00027_34650_4457.N1	15-OCT-2008 18:32:10	Bright	37.000	49	1Alp UMi	1.9900	6300.0	74	34650	No
221	GOM_NL__2PRFIN20081015_184024_000000382073_00027_34650_4458.N1	15-OCT-2008 18:40:24	Bright	37.500	36	50Alp UMa	1.8000	6300.0	75	34650	No
222	GOM_NL__2PRFIN20081015_184157_000000352073_00027_34650_4459.N1	15-OCT-2008 18:41:57	Bright	35.000	82	48Bet UMa	2.3650	10600.	70	34650	No
223	GOM_NL__2PRFIN20081015_184521_000000352073_00027_34650_4460.N1	15-OCT-2008 18:45:21	Bright	34.500	174	52Psi UMa	3.0040	4400.0	69	34650	No
224	GOM_NL__2PRFIN20081015_185219_000000612073_00027_34650_4461.N1	15-OCT-2008 18:52:19	Bright	61.000	166	17Eps Leo	2.9800	6000.0	122	34650	No
225	GOM_NL__2PRFIN20081015_185536_000000392073_00027_34650_4462.N1	15-OCT-2008 18:55:36	Bright	38.500	22	32Alp Leo	1.3600	15200.	77	34650	No
226	GOM_NL__2PRFIN20081015_190300_000000572073_00027_34650_4463.N1	15-OCT-2008 19:03:00	Dark	57.000	48	30Alp Hya	1.9770	4100.0	114	34650	No
227	GOM_NL__2PRFIN20081015_191232_000000412073_00027_34650_4464.N1	15-OCT-2008 19:12:32	Dark	41.000	65	Lam Vel	2.2040	4400.0	82	34650	No
228	GOM_NL__2PRFIN20081015_192001_000000432073_00028_34651_4468.N1	15-OCT-2008 19:20:01	Dark	43.000	161	Tau Pup	2.9310	4500.0	86	34651	No
229	GOM_NL__2PRFIN20081015_192121_000000482073_00028_34651_4469.N1	15-OCT-2008 19:21:21	Dark	48.000	2	Alp Car	-0.73600	7000.0	96	34651	No
230	GOM_NL__2PRFIN20081015_192905_000000382073_00028_34651_4470.N1	15-OCT-2008 19:29:05	Dark	37.500	143	Alp Hyi	2.8570	7200.0	75	34651	No
231	GOM_NL__2PRFIN20081015_193031_000000442073_00028_34651_4471.N1	15-OCT-2008 19:30:31	Dark	44.000	9	Alp Eri	0.45300	24000.	88	34651	No
232	GOM_NL__2PRFIN20081015_193307_000000442073_00028_34651_4472.N1	15-OCT-2008 19:33:07	Straylight	44.000	157	The1Eri	2.9060	9300.0	88	34651	No
233	GOM_NL__2PRFIN20081015_194208_000000452073_00028_34651_4473.N1	15-OCT-2008 19:42:08	Straylight	44.500	52	16Bet Cet	2.0370	4500.0	89	34651	No
234	GOM_NL__2PRFIN20081015_195146_000000372073_00028_34651_4474.N1	15-OCT-2008 19:51:46	Bright	36.500	140	88Gam Peg	2.8340	26000.	73	34651	No
235	GOM_NL__2PRFIN20081015_195543_000000362073_00028_34651_4475.N1	15-OCT-2008 19:55:43	Bright	36.000	58	21Alp And	2.0730	11000.	72	34651	No
236	GOM_NL__2PRFIN20081015_195813_000000412073_00028_34651_4476.N1	15-OCT-2008 19:58:13	Bright	40.500	53	43Bet And	2.0480	3300.0	81	34651	No
237	GOM_NL__2PRFIN20081015_200345_000000392073_00028_34651_4477.N1	15-OCT-2008 20:03:45	Bright	38.500	68	18Alp Cas	2.2250	4500.0	77	34651	No
238	GOM_NL__2PRFIN20081015_200507_000000382073_00028_34651_4478.N1	15-OCT-2008 20:05:07	Bright	38.000	76	27Gam Cas	2.3000	30000.	76	34651	No
239	GOM_NL__2PRFIN20081015_201246_000000352073_00028_34651_4479.N1	15-OCT-2008 20:12:46	Bright	34.500	49	1Alp UMi	1.9900	6300.0	69	34651	No
240	GOM_NL__2PRFIN20081015_202100_000000382073_00028_34651_4480.N1	15-OCT-2008 20:21:00	Bright	37.500	36	50Alp UMa	1.8000	6300.0	75	34651	No
241	GOM_NL__2PRFIN20081015_202233_000000362073_00028_34651_4481.N1	15-OCT-2008 20:22:33	Bright	36.000	82	48Bet UMa	2.3650	10600.	72	34651	No
242	GOM_NL__2PRFIN20081015_202557_000000352073_00028_34651_4482.N1	15-OCT-2008 20:25:57	Bright	34.500	174	52Psi UMa	3.0040	4400.0	69	34651	No
243	GOM_NL__2PRFIN20081015_203255_000000512073_00028_34651_4483.N1	15-OCT-2008 20:32:55	Bright	51.000	166	17Eps Leo	2.9800	6000.0	102	34651	No
244	GOM_NL__2PRFIN20081015_203612_000000462073_00028_34651_4484.N1	15-OCT-2008 20:36:12	Bright	45.500	22	32Alp Leo	1.3600	15200.	91	34651	No
245	GOM_NL__2PRFIN20081015_204337_000000582073_00028_34651_4485.N1	15-OCT-2008 20:43:37	Dark	58.000	48	30Alp Hya	1.9770	4100.0	116	34651	No
246	GOM_NL__2PRFIN20081015_205309_000000492073_00028_34651_4486.N1	15-OCT-2008 20:53:09	Dark	49.000	65	Lam Vel	2.2040	4400.0	98	34651	No
247	GOM_NL__2PRFIN20081015_210037_000000442073_00029_34652_4481.N1	15-OCT-2008 21:00:37	Dark	43.500	161	Tau Pup	2.9310	4500.0	87	34652	No
248	GOM_NL__2PRFIN20081015_210158_000000482073_00029_34652_4482.N1	15-OCT-2008 21:01:58	Dark	47.500	2	Alp Car	-0.73600	7000.0	95	34652	No
249	GOM_NL__2PRFIN20081015_210941_000000392073_00029_34652_4483.N1	15-OCT-2008 21:09:41	Dark	39.000	143	Alp Hyi	2.8570	7200.0	78	34652	No
250	GOM_NL__2PRFIN20081015_211107_000000492073_00029_34652_4484.N1	15-OCT-2008 21:11:07	Dark	48.500	9	Alp Eri	0.45300	24000.	97	34652	No
251	GOM_NL__2PRFIN20081015_211343_000000442073_00029_34652_4485.N1	15-OCT-2008 21:13:43	Straylight	44.000	157	The1Eri	2.9060	9300.0	88	34652	No
252	GOM_NL__2PRFIN20081015_212244_000000402073_00029_34652_4486.N1	15-OCT-2008 21:22:44	Straylight	39.500	52	16Bet Cet	2.0370	4500.0	79	34652	No
253	GOM_NL__2PRFIN20081015_213222_000000362073_00029_34652_4487.N1	15-OCT-2008 21:32:22	Bright	36.000	140	88Gam Peg	2.8340	26000.	72	34652	No
254	GOM_NL__2PRFIN20081015_213619_000000372073_00029_34652_4488.N1	15-OCT-2008 21:36:19	Bright	37.000	58	21Alp And	2.0730	11000.	74	34652	No
255	GOM_NL__2PRFIN20081015_213849_000000412073_00029_34652_4489.N1	15-OCT-2008 21:38:49	Bright	41.000	53	43Bet And	2.0480	3300.0	82	34652	No
256	GOM_NL__2PRFIN20081015_214421_000000382073_00029_34652_4490.N1	15-OCT-2008 21:44:21	Bright	37.500	68	18Alp Cas	2.2250	4500.0	75	34652	No
257	GOM_NL__2PRFIN20081015_214542_000000382073_00029_34652_4491.N1	15-OCT-2008 21:45:42	Bright	38.000	76	27Gam Cas	2.3000	30000.	76	34652	No
258	GOM_NL__2PRFIN20081015_215322_000000362073_00029_34652_4492.N1	15-OCT-2008 21:53:22	Bright	36.000	49	1Alp UMi	1.9900	6300.0	72	34652	No
259	GOM_NL__2PRFIN20081015_220136_000000382073_00029_34652_4493.N1	15-OCT-2008 22:01:36	Bright	38.000	36	50Alp UMa	1.8000	6300.0	76	34652	No
260	GOM_NL__2PRFIN20081015_220309_000000352073_00029_34652_4494.N1	15-OCT-2008 22:03:09	Bright	34.500	82	48Bet UMa	2.3650	10600.	69	34652	No
261	GOM_NL__2PRFIN20081015_220633_000000362073_00029_34652_4495.N1	15-OCT-2008 22:06:33	Bright	35.500	174	52Psi UMa	3.0040	4400.0	71	34652	No
262	GOM_NL__2PRFIN20081015_221331_000000422073_00029_34652_4496.N1	15-OCT-2008 22:13:31	Bright	41.500	166	17Eps Leo	2.9800	6000.0	83	34652	No
263	GOM_NL__2PRFIN20081015_221648_000000452073_00029_34652_4497.N1	15-OCT-2008 22:16:48	Bright	45.000	22	32Alp Leo	1.3600	15200.	90	34652	No
264	GOM_NL__2PRFIN20081015_222413_000000532073_00029_34652_4498.N1	15-OCT-2008 22:24:13	Dark	53.000	48	30Alp Hya	1.9770	4100.0	106	34652	No
265	GOM_NL__2PRFIN20081015_223345_000000512073_00029_34652_4499.N1	15-OCT-2008 22:33:45	Dark	50.500	65	Lam Vel	2.2040	4400.0	101	34652	No
266	GOM_NL__2PRFIN20081015_223657_000000432073_00030_34653_4497.N1	15-OCT-2008 22:36:57	Dark	42.500	34	Gam2Vel	1.7930	23000.	85	34653	No
267	GOM_NL__2PRFIN20081015_224114_000000442073_00030_34653_4498.N1	15-OCT-2008 22:41:14	Dark	44.000	161	Tau Pup	2.9310	4500.0	88	34653	No
268	GOM_NL__2PRFIN20081015_224234_000000602073_00030_34653_4499.N1	15-OCT-2008 22:42:34	Dark	60.000	2	Alp Car	-0.73600	7000.0	120	34653	No
269	GOM_NL__2PRFIN20081015_225017_000000372073_00030_34653_4500.N1	15-OCT-2008 22:50:17	Dark	37.000	143	Alp Hyi	2.8570	7200.0	74	34653	No
270	GOM_NL__2PRFIN20081015_225144_000000482073_00030_34653_4501.N1	15-OCT-2008 22:51:44	Dark	48.000	9	Alp Eri	0.45300	24000.	96	34653	No
271	GOM_NL__2PRFIN20081015_225419_000000442073_00030_34653_4502.N1	15-OCT-2008 22:54:19	Straylight	44.000	157	The1Eri	2.9060	9300.0	88	34653	No
272	GOM_NL__2PRFIN20081015_230320_000000442073_00030_34653_4503.N1	15-OCT-2008 23:03:20	Straylight	44.000	52	16Bet Cet	2.0370	4500.0	88	34653	No
273	GOM_NL__2PRFIN20081015_231258_000000372073_00030_34653_4504.N1	15-OCT-2008 23:12:58	Bright	36.500	140	88Gam Peg	2.8340	26000.	73	34653	No
274	GOM_NL__2PRFIN20081015_231655_000000372073_00030_34653_4505.N1	15-OCT-2008 23:16:55	Bright	37.000	58	21Alp And	2.0730	11000.	74	34653	No
275	GOM_NL__2PRFIN20081015_231924_000000422073_00030_34653_4506.N1	15-OCT-2008 23:19:24	Bright	42.000	53	43Bet And	2.0480	3300.0	84	34653	No
276	GOM_NL__2PRFIN20081015_232457_000000392073_00030_34653_4507.N1	15-OCT-2008 23:24:57	Bright	38.500	68	18Alp Cas	2.2250	4500.0	77	34653	No
277	GOM_NL__2PRFIN20081015_232618_000000362073_00030_34653_4508.N1	15-OCT-2008 23:26:18	Bright	35.500	76	27Gam Cas	2.3000	30000.	71	34653	No
278	GOM_NL__2PRFIN20081015_233357_000000352073_00030_34653_4509.N1	15-OCT-2008 23:33:57	Bright	34.500	49	1Alp UMi	1.9900	6300.0	69	34653	No

279	GOM_NL__2PRFIN20081015_234211_000000372073_00030_34653_4510.N1	15-OCT-2008 23:42:11	Bright	37.000	36	50Alp UMa	1.8000	6300.0	74	34653	No
280	GOM_NL__2PRFIN20081015_234345_000000372073_00030_34653_4511.N1	15-OCT-2008 23:43:45	Bright	36.500	82	48Bet UMa	2.3650	10600.	73	34653	No
281	GOM_NL__2PRFIN20081015_234709_000000352073_00030_34653_4512.N1	15-OCT-2008 23:47:09	Bright	34.500	174	52Psi UMa	3.0040	4400.0	69	34653	No
282	GOM_NL__2PRFIN20081015_235407_000000412073_00030_34653_4513.N1	15-OCT-2008 23:54:07	Bright	40.500	166	17Eps Leo	2.9800	6000.0	81	34653	No
283	GOM_NL__2PRFIN20081015_235724_000000412073_00030_34653_4514.N1	15-OCT-2008 23:57:24	Bright	41.000	22	32Alp Leo	1.3600	15200.	82	34653	No

### 3. Quality information per product

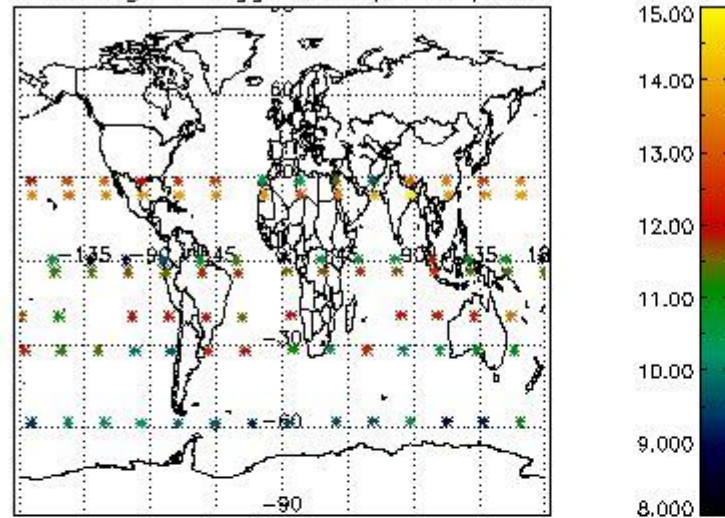
In this section it is plotted some information contained in the Quality Summary data set of the level 2 products. Only products in dark limb conditions and without errors (error flag in the MPH set to "0") are used.

#### 3.1 Plot quality information per product (time dependant)

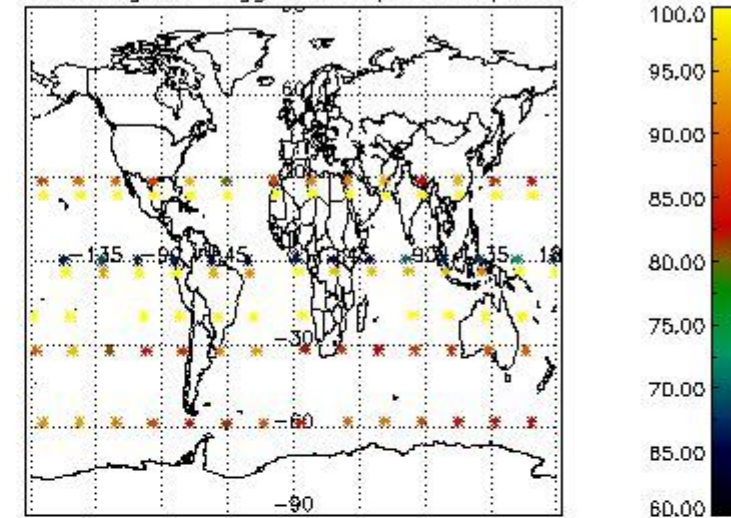


#### 3.2 Plot quality information per product (world map)

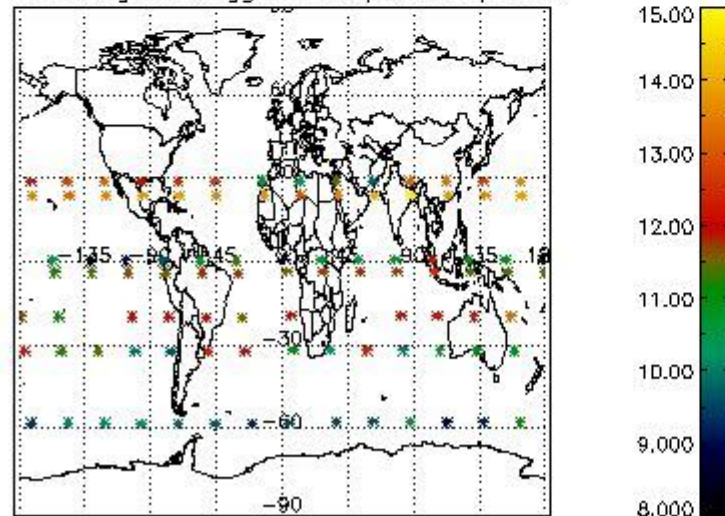
Percentage of flagged data per O3 profile



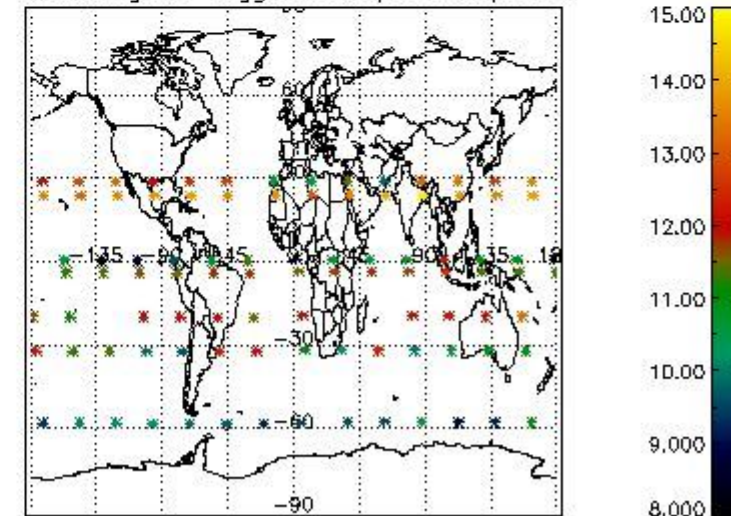
Percentage of flagged data per H2O profile



Percentage of flagged data per NO2 profile



Percentage of flagged data per NO3 profile



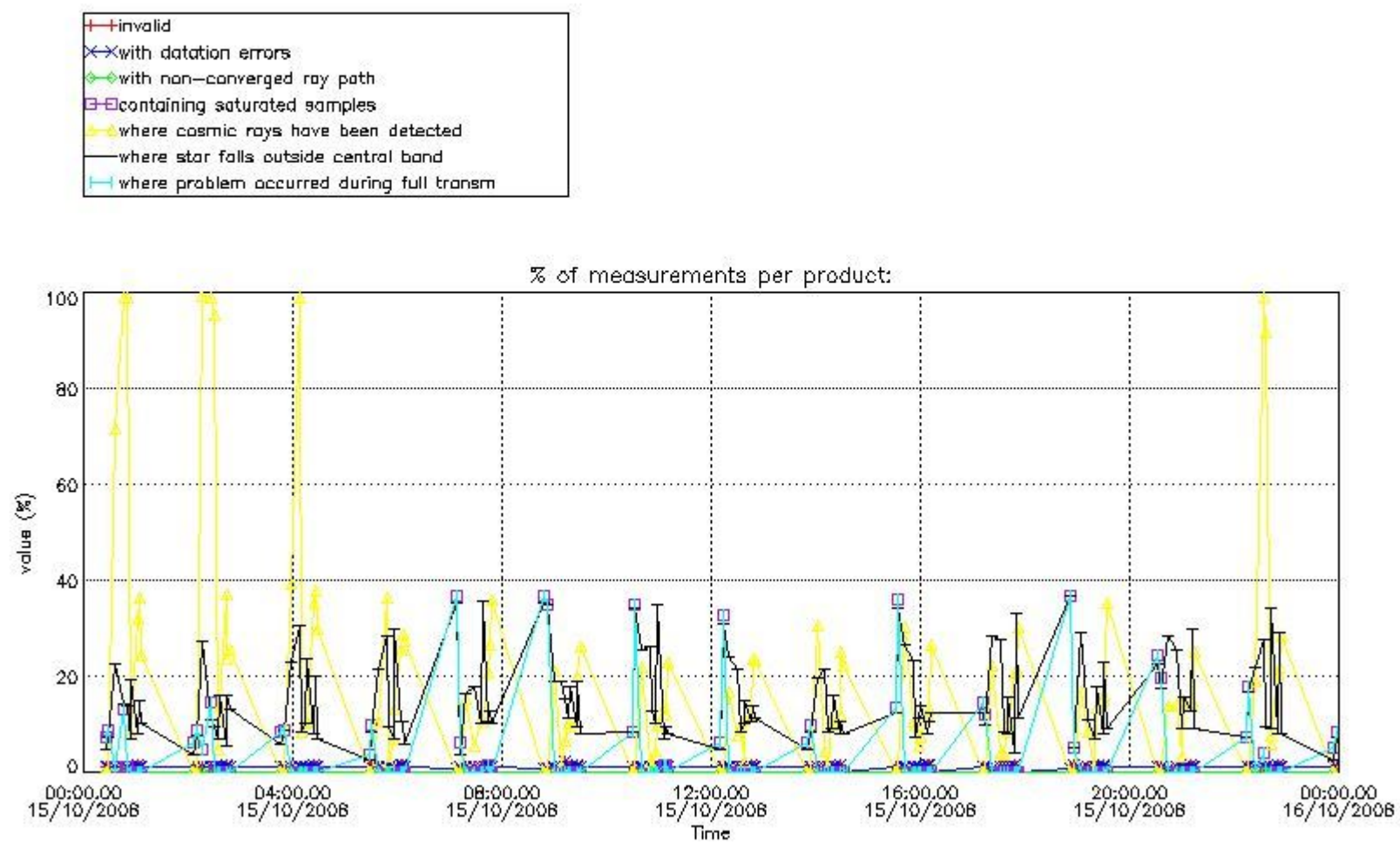
#### 4. Level 1 quality information per product

In this section it is plotted some information contained in the Quality Summary data set of the level 2 products that comes from the level 1b processing. Products without errors (error flag in the MPH set to "0") are used.

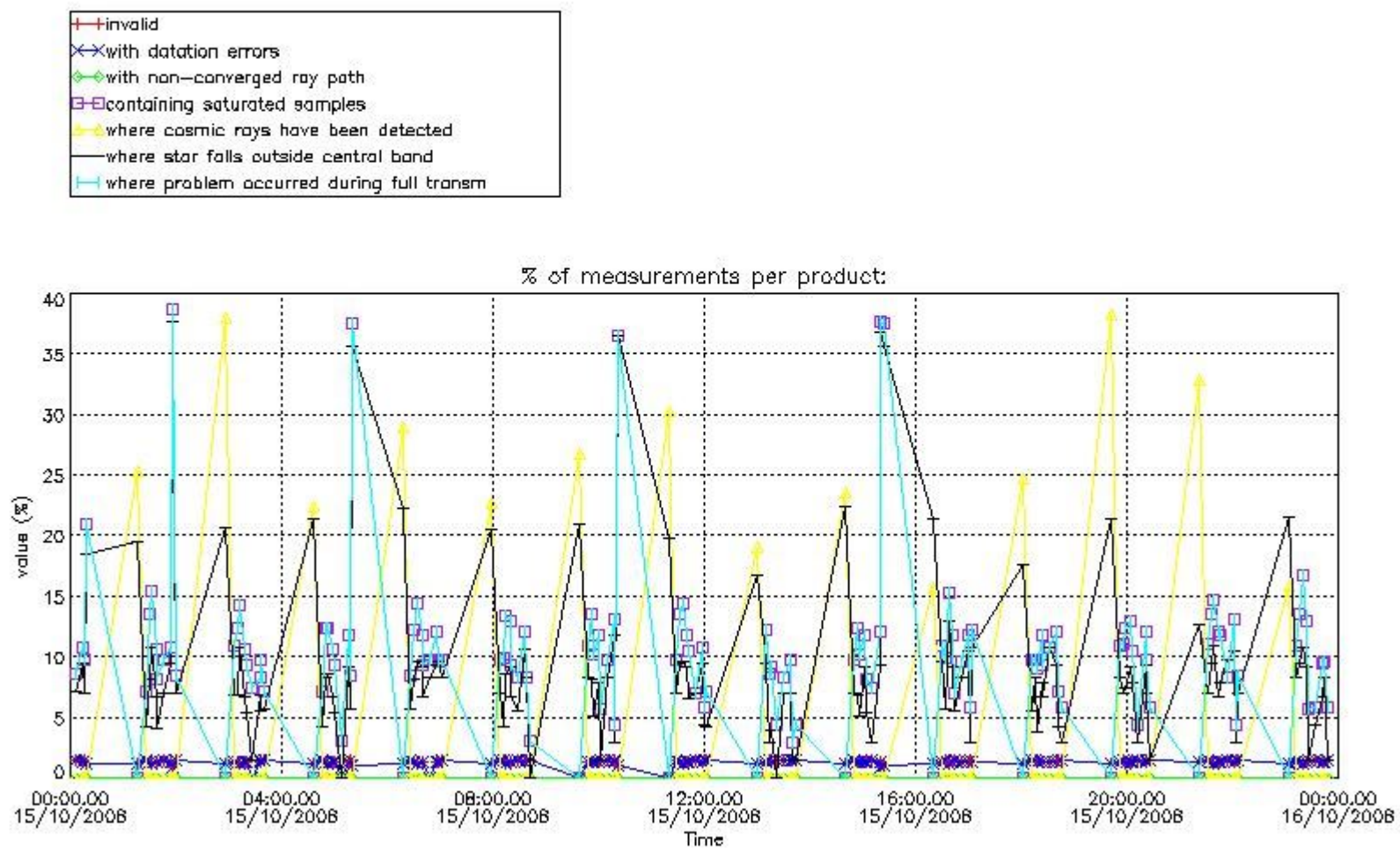
##### 4.1 Plot quality information per product (time dependant) coming from level 1b processing

###### 4.1.1 Plot level 1 quality information per product (time dependant): ENVISAT ASCENDING passes





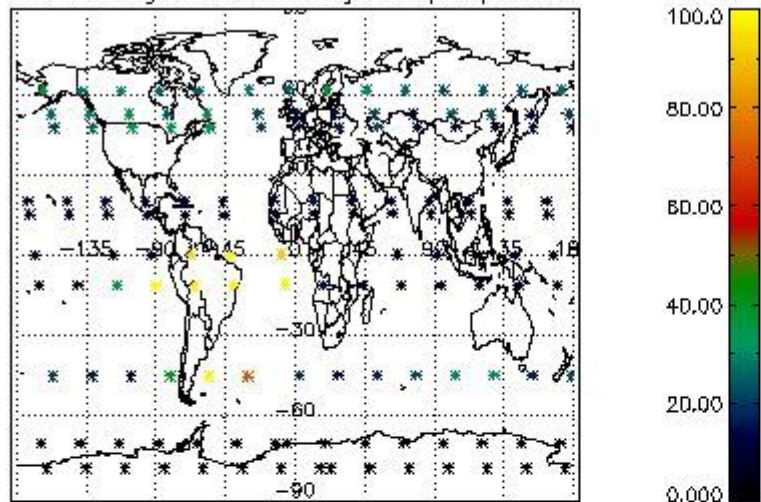
4.1.2 Plot level 1 quality information per product (time dependant): ENVI SAT DESCENDING passes



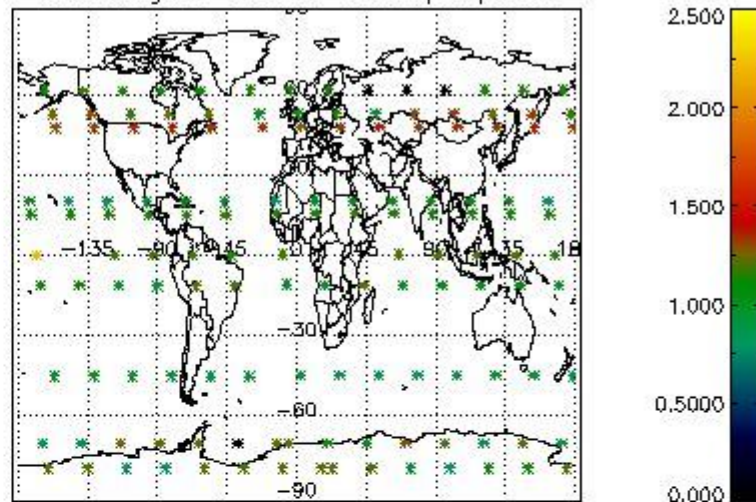
*4.2 Plot quality information per product coming from level 1b processing (world map)*

*4.2.1 Plot level 1 quality information per product (world map): ENVISAT ASCENDING passes*

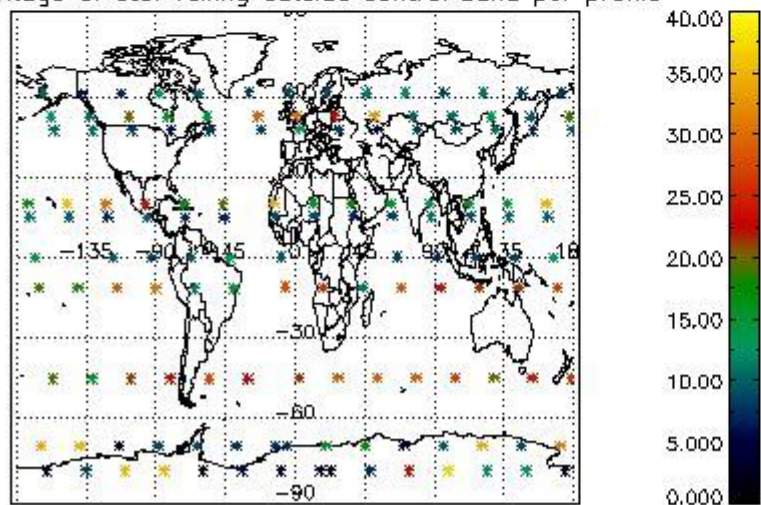
Percentage of cosmic ray hits per profile



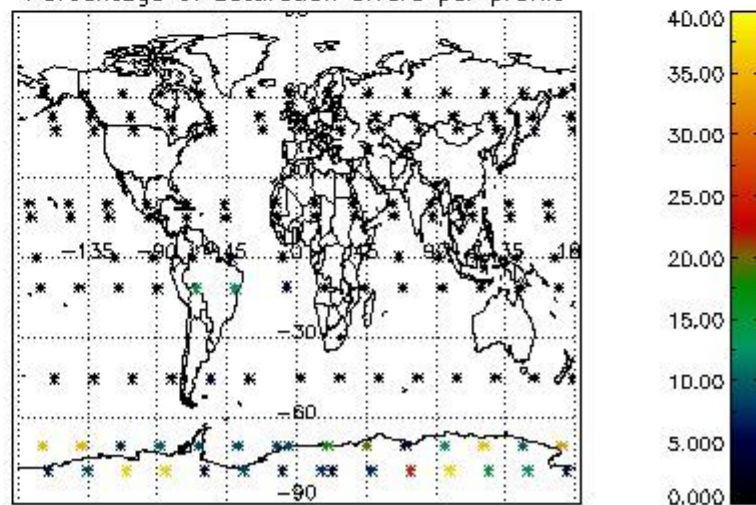
Percentage of datation errors per profile



Percentage of star falling outside central band per profile

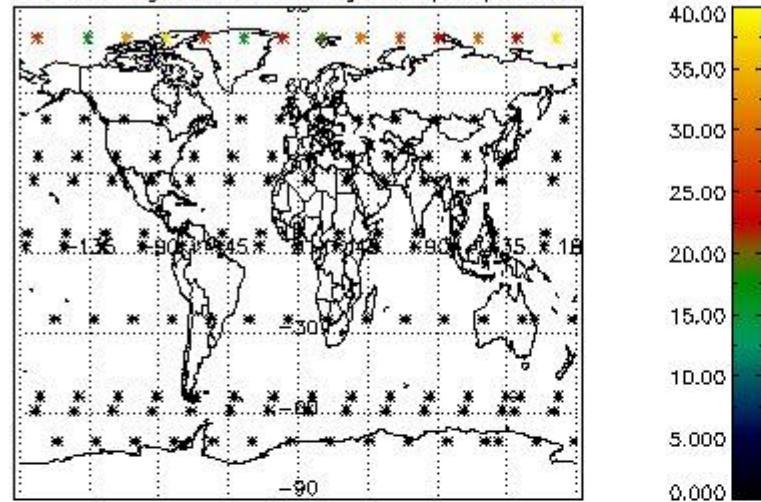


Percentage of saturation errors per profile

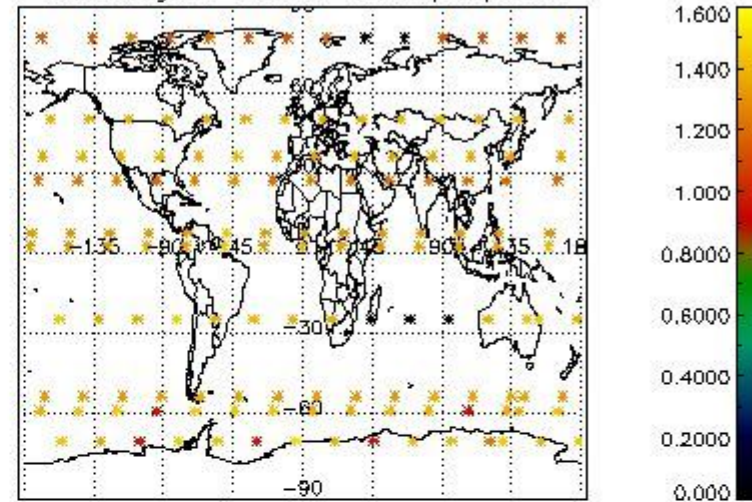


4.2.2 Plot level 1 quality information per product (world map): ENVISAT DESCENDING passes

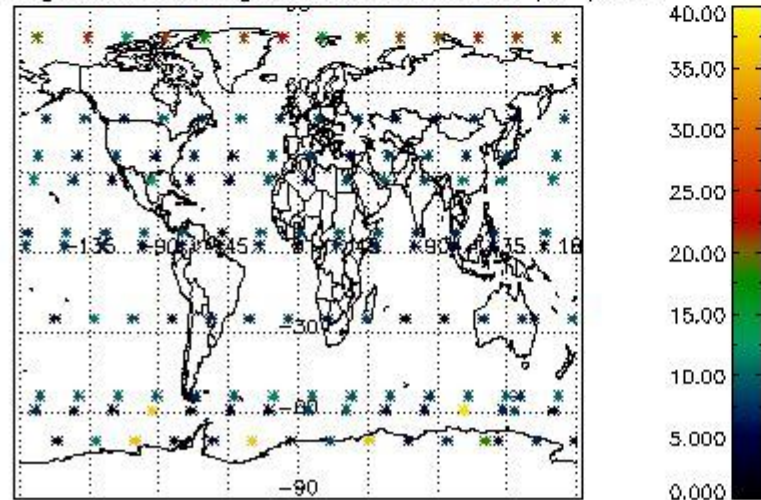
Percentage of cosmic ray hits per profile



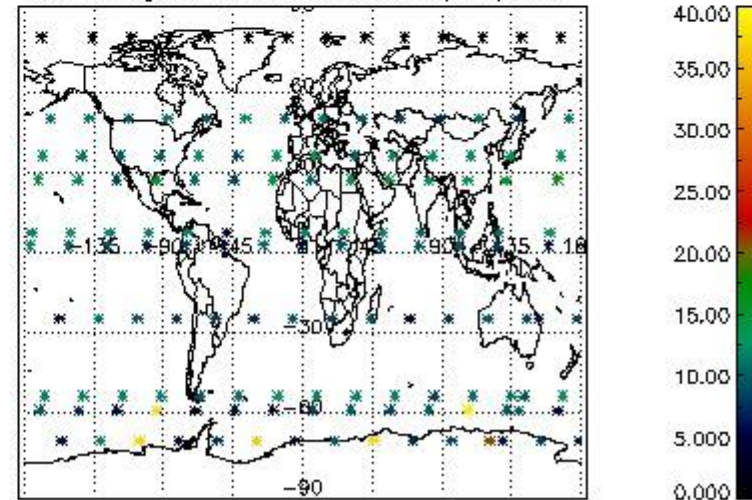
Percentage of datation errors per profile



Percentage of star falling outside central band per profile



Percentage of saturation errors per profile



## 5. Trace gas profiles

### 5.1 Ozone statistics based on quality of products

The final quality of the products can be "measured" using the STD (Standard Deviation) attached to every point profile. This information is written to the parameter GOM\_NL\_\_2P/NL\_LOCAL\_SPECIES\_DENSITY/o3\_std of the level 2 products. The table below shows the statistics for given STD ranges.

The statistics are given with respect to the overall valid production:

- Products without fatal errors: GOM\_NL\_\_2P/MPH/PRODUCT\_ERR=0
- Valid point profile: GOM\_NL\_\_2P/NL\_LOCAL\_SPECIES\_DENSITY/pcd(0)=0

The 'Criteria' is applied to valid points of dark limb products:

- Products in dark limb illumination condition: GOM\_NL\_\_2P/NL\_SUMMARY\_QUALITY/obs\_ill\_cond=0
- Products without fatal errors: GOM\_NL\_\_2P/MPH/PRODUCT\_ERR=0
- Valid point profile: GOM\_NL\_\_2P/NL\_LOCAL\_SPECIES\_DENSITY/pcd(0)=0

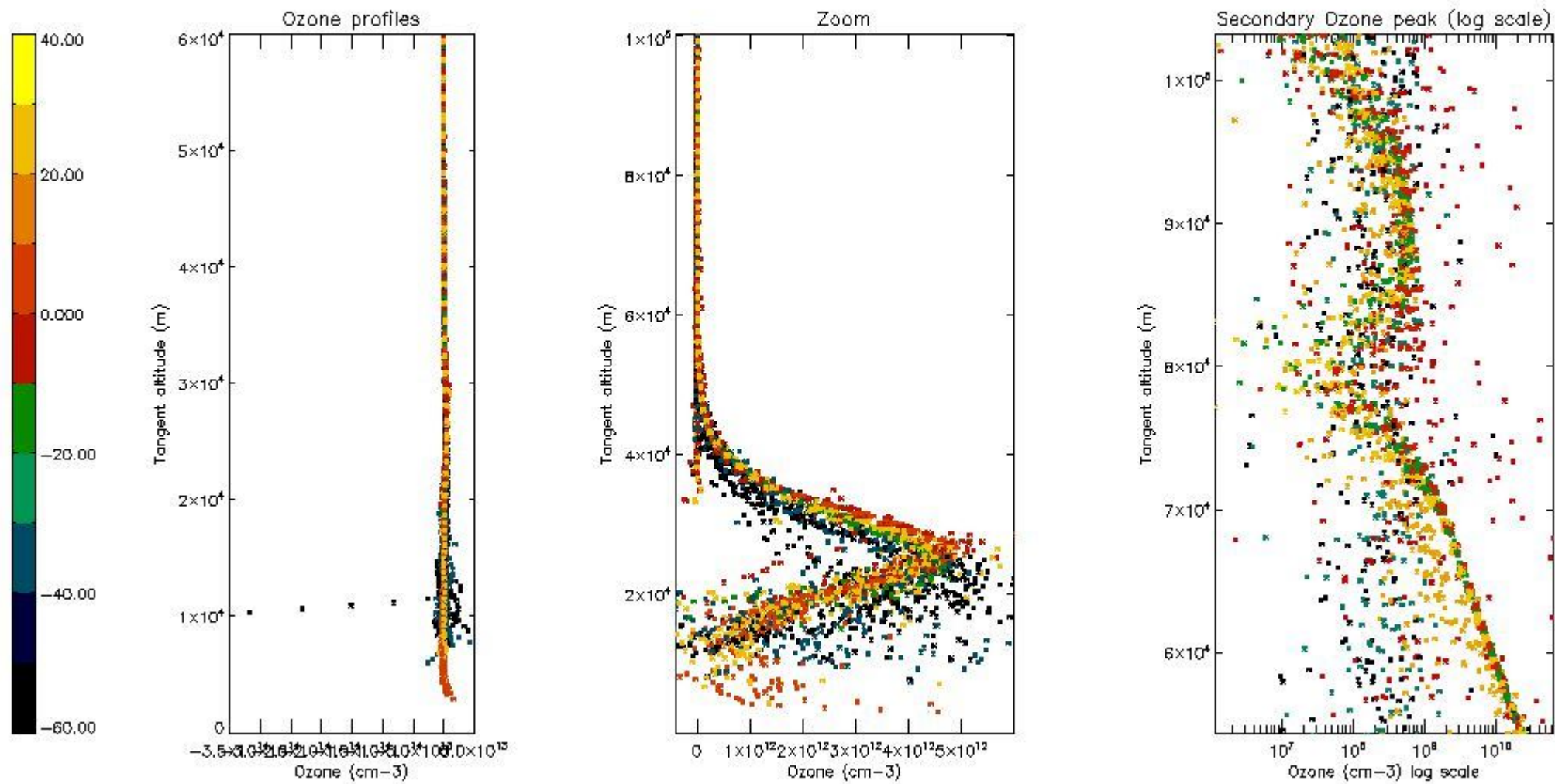
So, the table below shows the percentage of dark limb and valid observations for each criteria with respect to the overall valid daily observations.

Criteria	% of total production
All STD	38
STD < 20	18

STD < 10	13
STD < 5	9

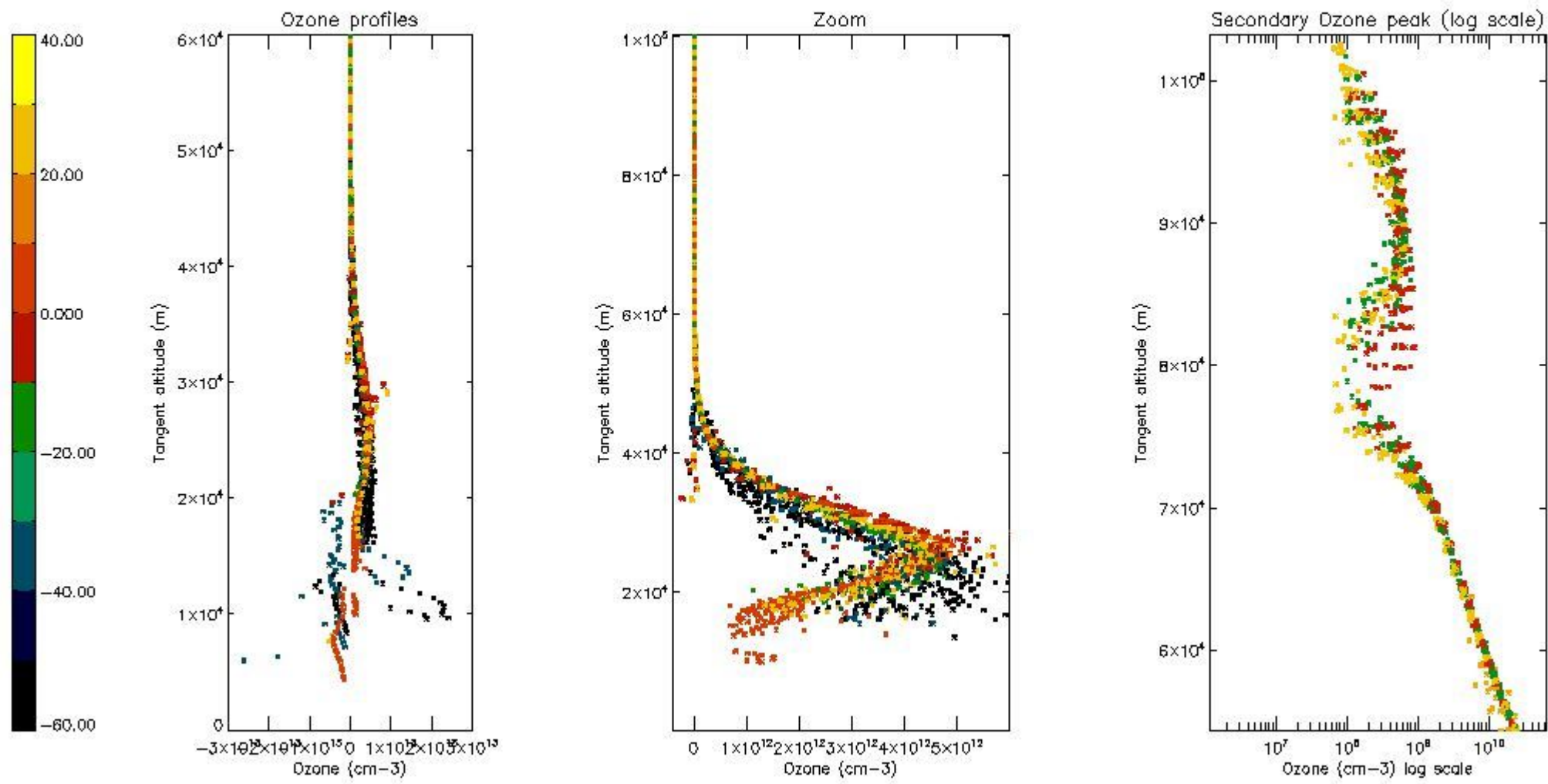
5.2 Plot ozone profiles for all STD (dark without errors)

The colorbar represents the latitude.



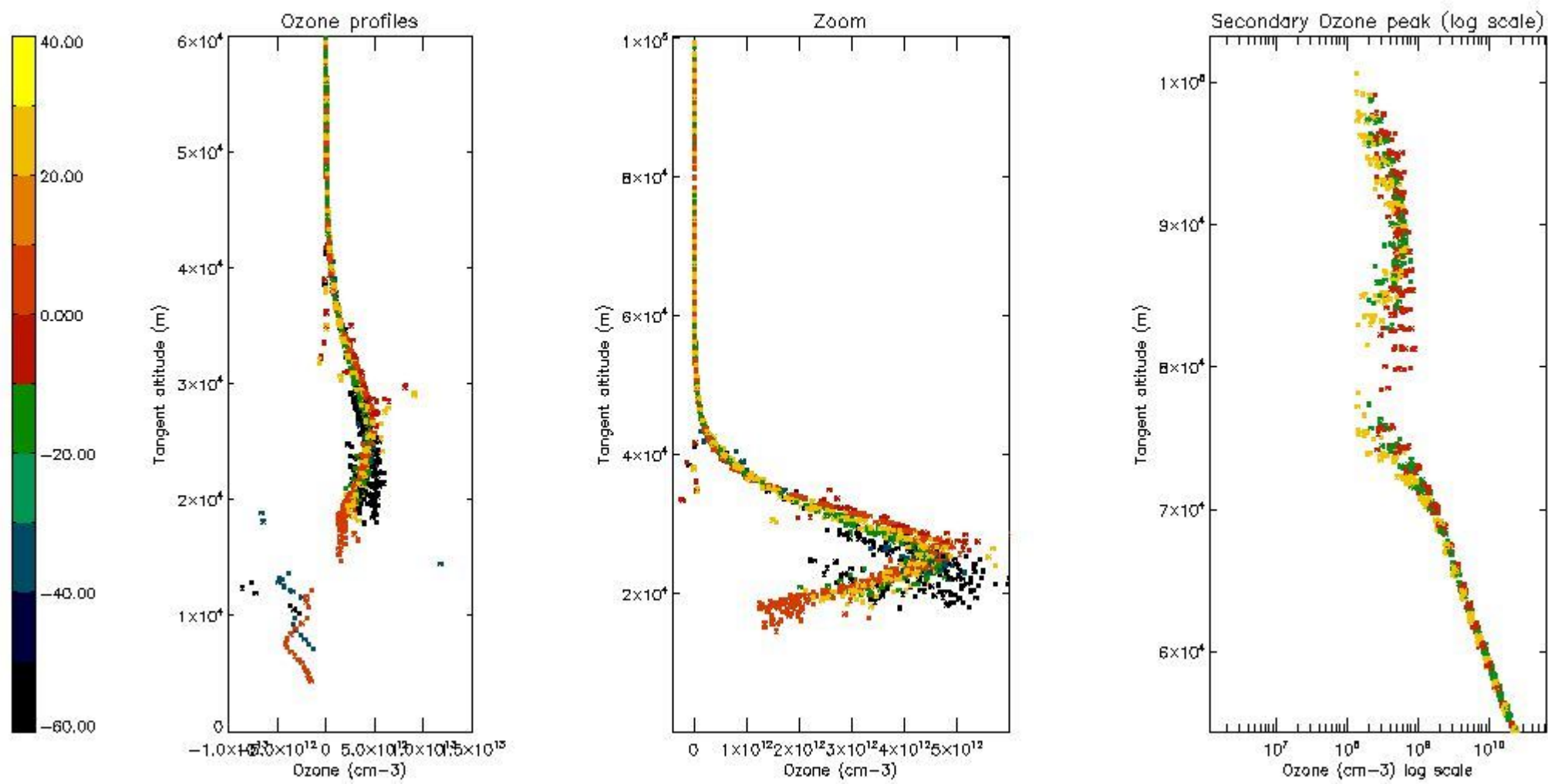
5.3 Plot ozone profiles where STD < 20% (dark without errors)

The colorbar represents the latitude.



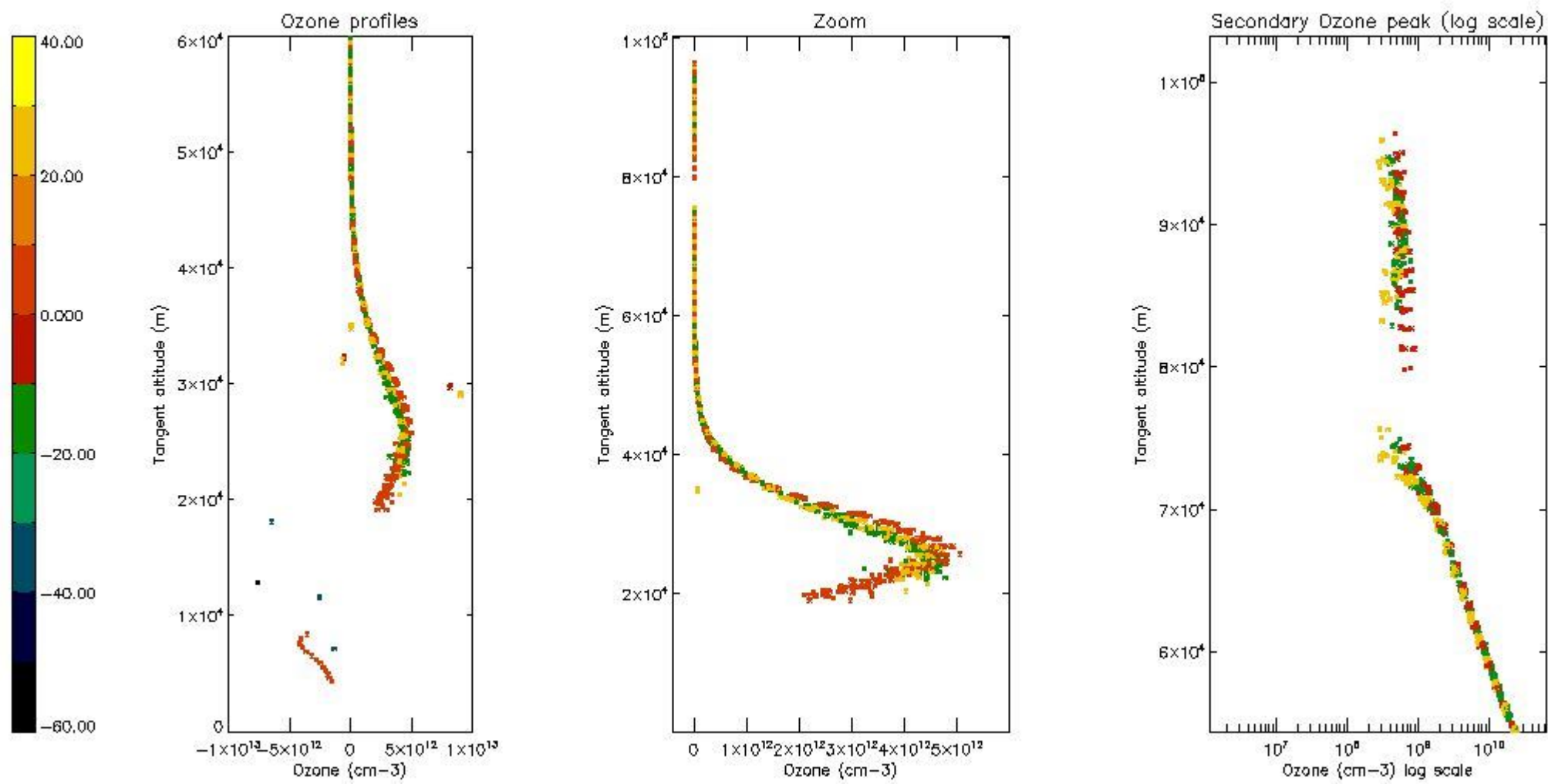
*5.4 Plot ozone profiles where STD < 10% (dark without errors)*

The colorbar represents the latitude.



*5.5 Plot ozone profiles where STD < 5% (dark without errors)*

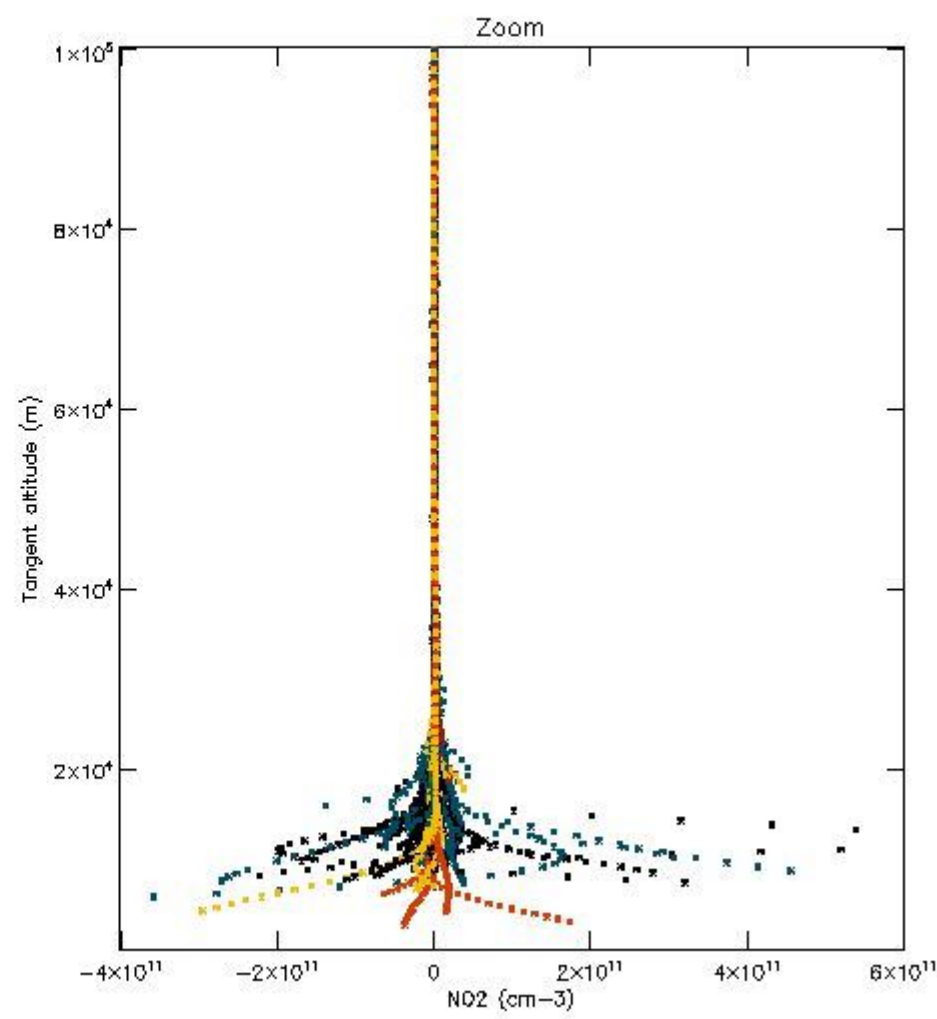
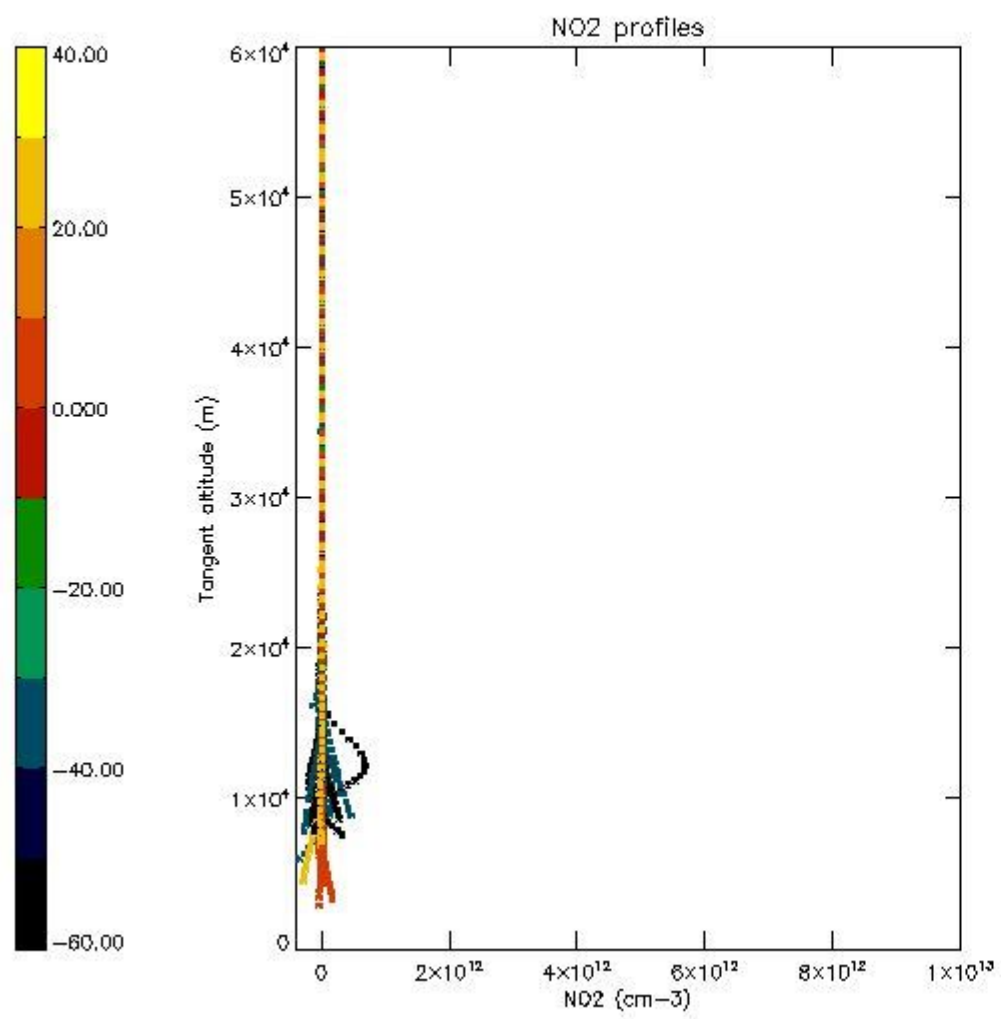
The colorbar represents the latitude.



*5.6 Plot NO<sub>2</sub> profiles for all STD (dark without errors)*

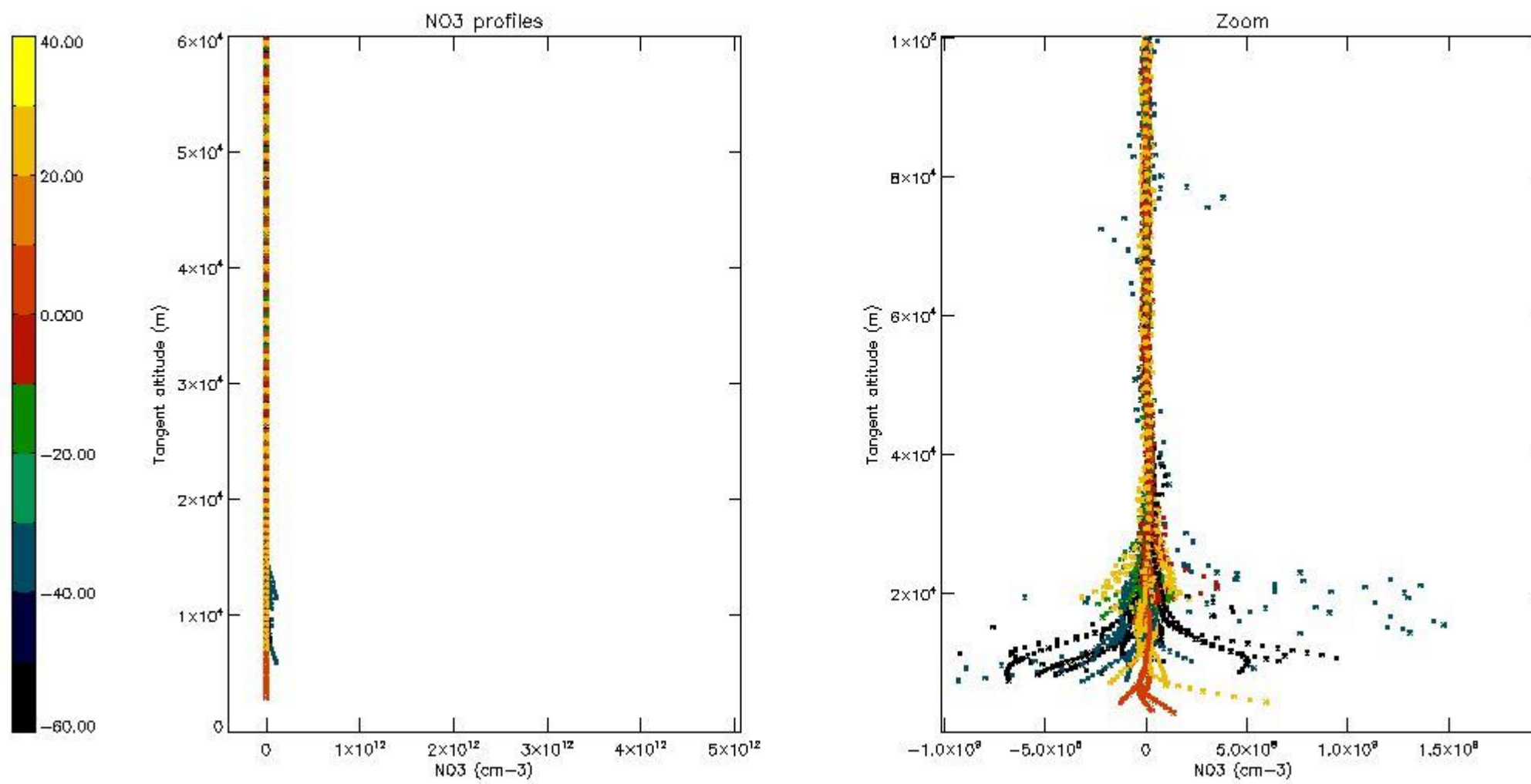
The colorbar represents the latitude.





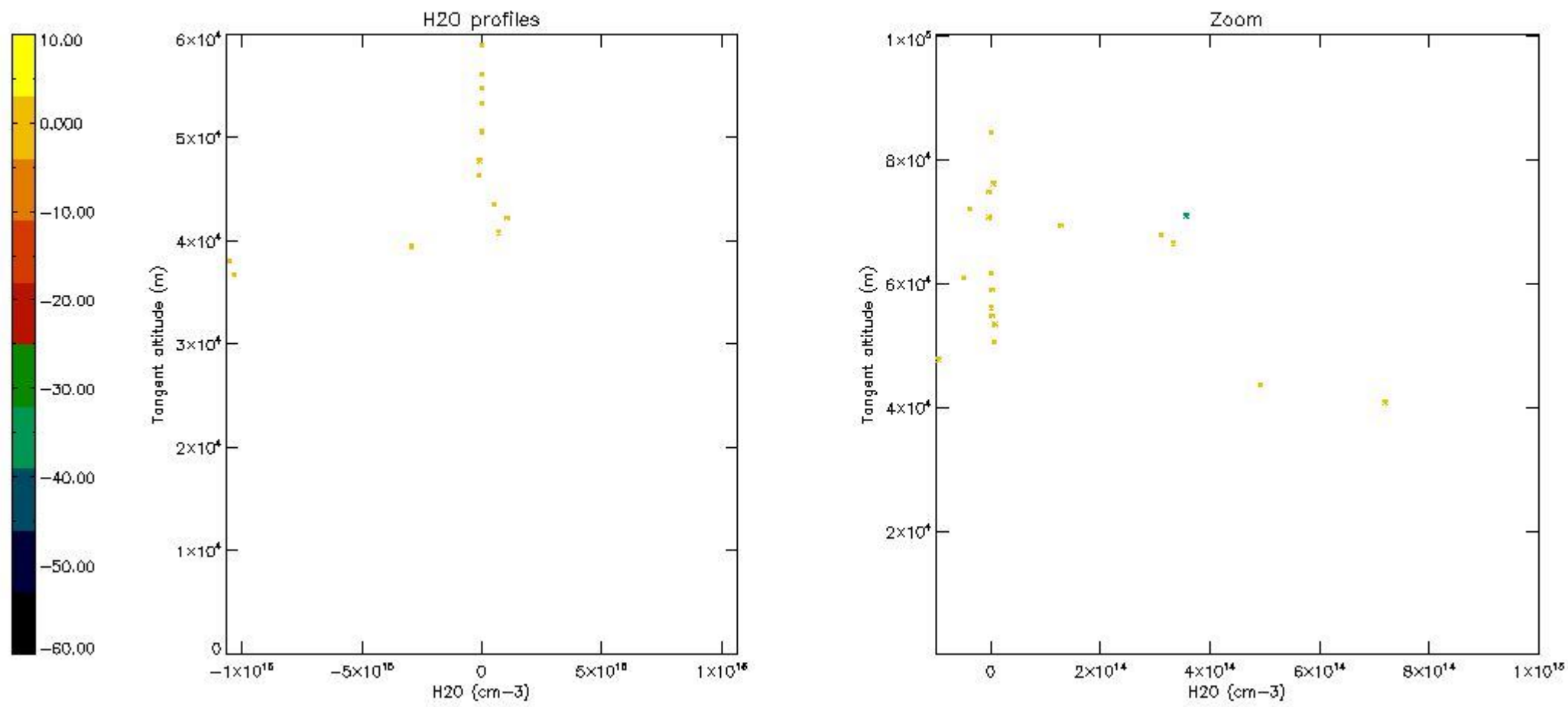
*5.7 Plot NO3 profiles for all STD (dark without errors)*

The colorbar represents the latitude.



*5.8 Plot H2O profiles for all STD (only for occultations of stars 1,2,3,4,13,14,16,26,63 dark without errors)*

The colorbar represents the latitude.



## 6. Auxiliary Data Files used for the production reported in section 2

The number reported in the third column indicates since which file (see list in section 2) the corresponding auxiliary file has been used. The fourth column is the date of those product files.

Type	Auxiliary Filename	Used since product	Used since product date
INST_PHYS_CHARACTERISTICS	GOM_INS_AXVIEC20091111_143220_20030716_120000_20500101_000000	1	15-OCT-2008 00:05:35
LEVEL-2_PROC_CONFIG	GOM_PR2_AXVIEC20091111_152718_20020301_000000_20500101_000000	1	15-OCT-2008 00:05:35
CROSS_SECTIONS_FILE	GOM_CRS_AXVIEC20091111_154832_20020301_000000_20500101_000000	1	15-OCT-2008 00:05:35

# GOMOS Level 2 Daily Report

## SUMMARY

### [1. General Info](#)

### [2. Summary of processed GOM\\_NL\\_2P products](#)

### [3. Level 2 Quality information per product](#)

#### [3.1 Plot of level 2 quality information per product \(time dependant\)](#)

#### [3.2 Plot of level 2 quality information per product \(world map\)](#)

### [4. Level 1 Quality information per product \(stored on level 2 products\)](#)

#### [4.1 Plot of level 1 quality information per product \(time dependant\)](#)

##### [4.1.1 Plot of level 1 quality information per product \(time dependant\): ASCENDING](#)

##### [4.1.2 Plot of level 1 quality information per product \(time dependant\): DESCENDING](#)

#### [4.2 Plot of level 1 quality information per product \(world map\)](#)

##### [4.2.1 Plot of level 1 quality information per product \(world map\): ASCENDING](#)

##### [4.2.2 Plot of level 1 quality information per product \(world map\): DESCENDING](#)

### [5. Ozone profiles based on quality statistics and other trace gas profiles](#)

#### [5.1 Ozone statistics based on quality of products](#)

#### [5.2 Plot ozone profiles for all STD \(dark without errors\)](#)

#### [5.3 Plot ozone profiles where STD < 20% \(dark without errors\)](#)

#### [5.4. Plot ozone profiles where STD < 10% \(dark without errors\)](#)

#### [5.5. Plot ozone profiles where STD < 5% \(dark without errors\)](#)

#### [5.6 Plot NO2 profiles for all STD \(dark without errors\)](#)

#### [5.7 Plot NO3 profiles for all STD \(dark without errors\)](#)

#### [5.8 Plot H2O profiles \(only for occultations of stars 1,2,3,4,13,14,16,26,63 dark without errors\) for all STD](#)

### [6. Auxiliary Data Files used for the production reported in section 2](#)

This report presents the daily analysis on parameters extracted from GOMOS level 2 data (GOM\_NL\_\_2P). It is intended to monitor some important parameters that will impact the quality of these products. A list of level 2 products (and content) that have arrived during the reporting day to the PCF is also given.

Item	Value
Time of report generation	25APR2013 21:01:13
Data source version	GOMOS/6.01
Start time of products	15-10-2008 (15OCT2008 00:00:00)
Stop time of products	16-10-2008 (16OCT2008 00:00:00)
Store outputs in DB	Yes
Nb of level 2 prods	283
Nb of prods with errors	0

## 2. Summary of processed GOM\_NL\_\_2P products.

Nr	Filename	UTC Start time	Limb	Duration	Star Id	Star Name	Star Mag	Star Temp	Nb Meas	Orbit	Prod. error
1	GOM_NL__2PRFIN20081015_000535_000000352073_00016_34639_4297.N1	15-OCT-2008 00:05:35	Bright	35.000	49	1Alp UMi	1.9900	6300.0	70	34639	No
2	GOM_NL__2PRFIN20081015_001348_000000372073_00016_34639_4298.N1	15-OCT-2008 00:13:48	Bright	37.000	36	50Alp UMa	1.8000	6300.0	74	34639	No
3	GOM_NL__2PRFIN20081015_001521_000000362073_00016_34639_4299.N1	15-OCT-2008 00:15:21	Bright	36.000	82	48Bet UMa	2.3650	10600.	72	34639	No
4	GOM_NL__2PRFIN20081015_001844_000000412073_00016_34639_4300.N1	15-OCT-2008 00:18:44	Bright	40.500	174	52Psi UMa	3.0040	4400.0	81	34639	No
5	GOM_NL__2PRFIN20081015_002541_000000412073_00016_34639_4301.N1	15-OCT-2008 00:25:41	Bright	41.000	166	17Eps Leo	2.9800	6000.0	82	34639	No
6	GOM_NL__2PRFIN20081015_002856_000000412073_00016_34639_4302.N1	15-OCT-2008 00:28:56	Bright	40.500	22	32Alp Leo	1.3600	15200.	81	34639	No
7	GOM_NL__2PRFIN20081015_003617_000000532073_00016_34639_4303.N1	15-OCT-2008 00:36:17	Dark	53.000	48	30Alp Hya	1.9770	4100.0	106	34639	No
8	GOM_NL__2PRFIN20081015_004550_000000422073_00016_34639_4304.N1	15-OCT-2008 00:45:50	Dark	42.000	65	Lam Vel	2.2040	4400.0	84	34639	No
9	GOM_NL__2PRFIN20081015_004900_000000442073_00016_34639_4305.N1	15-OCT-2008 00:49:00	Dark	44.000	34	Gam2Vel	1.7930	23000.	88	34639	No
10	GOM_NL__2PRFIN20081015_005316_000000432073_00017_34640_4300.N1	15-OCT-2008 00:53:16	Dark	43.000	161	Tau Pup	2.9310	4500.0	86	34640	No
11	GOM_NL__2PRFIN20081015_005437_000000492073_00017_34640_4301.N1	15-OCT-2008 00:54:37	Dark	49.000	2	Alp Car	-0.73600	7000.0	98	34640	No
12	GOM_NL__2PRFIN20081015_010226_000000382073_00017_34640_4302.N1	15-OCT-2008 01:02:26	Dark	37.500	143	Alp Hyi	2.8570	7200.0	75	34640	No
13	GOM_NL__2PRFIN20081015_010353_000000402073_00017_34640_4303.N1	15-OCT-2008 01:03:53	Dark	40.000	9	Alp Eri	0.45300	24000.	80	34640	No
14	GOM_NL__2PRFIN20081015_010626_000000452073_00017_34640_4304.N1	15-OCT-2008 01:06:26	Straylight	45.000	157	The1Eri	2.9060	9300.0	90	34640	No
15	GOM_NL__2PRFIN20081015_011531_000000442073_00017_34640_4305.N1	15-OCT-2008 01:15:31	Straylight	43.500	52	16Bet Cet	2.0370	4500.0	87	34640	No
16	GOM_NL__2PRFIN20081015_012511_000000352073_00017_34640_4306.N1	15-OCT-2008 01:25:11	Bright	35.000	140	88Gam Peg	2.8340	26000.	70	34640	No
17	GOM_NL__2PRFIN20081015_012908_000000372073_00017_34640_4307.N1	15-OCT-2008 01:29:08	Bright	37.000	58	21Alp And	2.0730	11000.	74	34640	No
18	GOM_NL__2PRFIN20081015_013142_000000422073_00017_34640_4308.N1	15-OCT-2008 01:31:42	Bright	42.000	53	43Bet And	2.0480	3300.0	84	34640	No
19	GOM_NL__2PRFIN20081015_013712_000000382073_00017_34640_4309.N1	15-OCT-2008 01:37:12	Bright	37.500	68	18Alp Cas	2.2250	4500.0	75	34640	No
20	GOM_NL__2PRFIN20081015_013834_000000372073_00017_34640_4310.N1	15-OCT-2008 01:38:34	Bright	37.000	76	27Gam Cas	2.3000	30000.	74	34640	No
21	GOM_NL__2PRFIN20081015_014611_000000362073_00017_34640_4311.N1	15-OCT-2008 01:46:11	Bright	36.000	49	1Alp UMi	1.9900	6300.0	72	34640	No
22	GOM_NL__2PRFIN20081015_015424_000000372073_00017_34640_4312.N1	15-OCT-2008 01:54:24	Bright	37.000	36	50Alp UMa	1.8000	6300.0	74	34640	No
23	GOM_NL__2PRFIN20081015_015557_000000532073_00017_34640_4313.N1	15-OCT-2008 01:55:57	Bright	53.000	82	48Bet UMa	2.3650	10600.	106	34640	No
24	GOM_NL__2PRFIN20081015_015920_000000362073_00017_34640_4314.N1	15-OCT-2008 01:59:20	Bright	35.500	174	52Psi UMa	3.0040	4400.0	71	34640	No
25	GOM_NL__2PRFIN20081015_020617_000000412073_00017_34640_4315.N1	15-OCT-2008 02:06:17	Bright	41.000	166	17Eps Leo	2.9800	6000.0	82	34640	No
26	GOM_NL__2PRFIN20081015_020933_000000402073_00017_34640_4316.N1	15-OCT-2008 02:09:33	Bright	40.000	22	32Alp Leo	1.3600	15200.	80	34640	No
27	GOM_NL__2PRFIN20081015_021654_000000552073_00017_34640_4317.N1	15-OCT-2008 02:16:54	Dark	55.000	48	30Alp Hya	1.9770	4100.0	110	34640	No
28	GOM_NL__2PRFIN20081015_022627_000000412073_00017_34640_4318.N1	15-OCT-2008 02:26:27	Dark	41.000	65	Lam Vel	2.2040	4400.0	82	34640	No
29	GOM_NL__2PRFIN20081015_022936_000000432073_00017_34640_4319.N1	15-OCT-2008 02:29:36	Dark	42.500	34	Gam2Vel	1.7930	23000.	85	34640	No
30	GOM_NL__2PRFIN20081015_023353_000000432073_00018_34641_4311.N1	15-OCT-2008 02:33:53	Dark	43.000	161	Tau Pup	2.9310	4500.0	86	34641	No
31	GOM_NL__2PRFIN20081015_023513_000000472073_00018_34641_4312.N1	15-OCT-2008 02:35:13	Dark	47.000	2	Alp Car	-0.73600	7000.0	94	34641	No
32	GOM_NL__2PRFIN20081015_024303_000000372073_00018_34641_4313.N1	15-OCT-2008 02:43:03	Dark	36.500	143	Alp Hyi	2.8570	7200.0	73	34641	No
33	GOM_NL__2PRFIN20081015_024429_000000412073_00018_34641_4314.N1	15-OCT-2008 02:44:29	Dark	40.500	9	Alp Eri	0.45300	24000.	81	34641	No
34	GOM_NL__2PRFIN20081015_024702_000000462073_00018_34641_4315.N1	15-OCT-2008 02:47:02	Straylight	45.500	157	The1Eri	2.9060	9300.0	91	34641	No
35	GOM_NL__2PRFIN20081015_025607_000000442073_00018_34641_4316.N1	15-OCT-2008 02:56:07	Straylight	43.500	52	16Bet Cet	2.0370	4500.0	87	34641	No
36	GOM_NL__2PRFIN20081015_030546_000000372073_00018_34641_4317.N1	15-OCT-2008 03:05:46	Bright	36.500	140	88Gam Peg	2.8340	26000.	73	34641	No
37	GOM_NL__2PRFIN20081015_030944_000000372073_00018_34641_4318.N1	15-OCT-2008 03:09:44	Bright	36.500	58	21Alp And	2.0730	11000.	73	34641	No
38	GOM_NL__2PRFIN20081015_031217_000000422073_00018_34641_4319.N1	15-OCT-2008 03:12:17	Bright	42.000	53	43Bet And	2.0480	3300.0	84	34641	No
39	GOM_NL__2PRFIN20081015_031748_000000382073_00018_34641_4320.N1	15-OCT-2008 03:17:48	Bright	37.500	68	18Alp Cas	2.2250	4500.0	75	34641	No
40	GOM_NL__2PRFIN20081015_031909_000000382073_00018_34641_4321.N1	15-OCT-2008 03:19:09	Bright	37.500	76	27Gam Cas	2.3000	30000.	75	34641	No
41	GOM_NL__2PRFIN20081015_032646_000000342073_00018_34641_4322.N1	15-OCT-2008 03:26:46	Bright	34.000	49	1Alp UMi	1.9900	6300.0	68	34641	No
42	GOM_NL__2PRFIN20081015_033500_000000372073_00018_34641_4323.N1	15-OCT-2008 03:35:00	Bright	36.500	36	50Alp UMa	1.8000	6300.0	73	34641	No

43	GOM_NL__2PRFIN20081015_033633_000000362073_00018_34641_4324.N1	15-OCT-2008 03:36:33	Bright	36.000	82	48Bet UMa	2.3650	10600.	72	34641	No
44	GOM_NL__2PRFIN20081015_033956_000000352073_00018_34641_4325.N1	15-OCT-2008 03:39:56	Bright	35.000	174	52Psi UMa	3.0040	4400.0	70	34641	No
45	GOM_NL__2PRFIN20081015_034653_000000432073_00018_34641_4326.N1	15-OCT-2008 03:46:53	Bright	42.500	166	17Eps Leo	2.9800	6000.0	85	34641	No
46	GOM_NL__2PRFIN20081015_035009_000000412073_00018_34641_4327.N1	15-OCT-2008 03:50:09	Bright	40.500	22	32Alp Leo	1.3600	15200.	81	34641	No
47	GOM_NL__2PRFIN20081015_035731_000000522073_00018_34641_4328.N1	15-OCT-2008 03:57:31	Dark	52.000	48	30Alp Hya	1.9770	4100.0	104	34641	No
48	GOM_NL__2PRFIN20081015_040703_000000532073_00018_34641_4329.N1	15-OCT-2008 04:07:03	Dark	52.500	65	Lam Vel	2.2040	4400.0	105	34641	No
49	GOM_NL__2PRFIN20081015_041013_000000422073_00018_34641_4330.N1	15-OCT-2008 04:10:13	Dark	42.000	34	Gam2Vel	1.7930	23000.	84	34641	No
50	GOM_NL__2PRFIN20081015_041429_000000442073_00019_34642_4332.N1	15-OCT-2008 04:14:29	Dark	44.000	161	Tau Pup	2.9310	4500.0	88	34642	No
51	GOM_NL__2PRFIN20081015_041550_000000532073_00019_34642_4333.N1	15-OCT-2008 04:15:50	Dark	52.500	2	Alp Car	-0.73600	7000.0	105	34642	No
52	GOM_NL__2PRFIN20081015_042339_000000372073_00019_34642_4334.N1	15-OCT-2008 04:23:39	Dark	37.000	143	Alp Hyi	2.8570	7200.0	74	34642	No
53	GOM_NL__2PRFIN20081015_042505_000000432073_00019_34642_4335.N1	15-OCT-2008 04:25:05	Dark	42.500	9	Alp Eri	0.45300	24000.	85	34642	No
54	GOM_NL__2PRFIN20081015_042739_000000442073_00019_34642_4336.N1	15-OCT-2008 04:27:39	Straylight	43.500	157	The1Eri	2.9060	9300.0	87	34642	No
55	GOM_NL__2PRFIN20081015_043643_000000452073_00019_34642_4337.N1	15-OCT-2008 04:36:43	Straylight	44.500	52	16Bet Cet	2.0370	4500.0	89	34642	No
56	GOM_NL__2PRFIN20081015_044622_000000352073_00019_34642_4338.N1	15-OCT-2008 04:46:22	Bright	35.000	140	88Gam Peg	2.8340	26000.	70	34642	No
57	GOM_NL__2PRFIN20081015_045020_000000372073_00019_34642_4339.N1	15-OCT-2008 04:50:20	Bright	36.500	58	21Alp And	2.0730	11000.	73	34642	No
58	GOM_NL__2PRFIN20081015_045253_000000412073_00019_34642_4340.N1	15-OCT-2008 04:52:53	Bright	40.500	53	43Bet And	2.0480	3300.0	81	34642	No
59	GOM_NL__2PRFIN20081015_045824_000000382073_00019_34642_4341.N1	15-OCT-2008 04:58:24	Bright	37.500	68	18Alp Cas	2.2250	4500.0	75	34642	No
60	GOM_NL__2PRFIN20081015_045945_000000382073_00019_34642_4342.N1	15-OCT-2008 04:59:45	Bright	37.500	76	27Gam Cas	2.3000	30000.	75	34642	No
61	GOM_NL__2PRFIN20081015_050722_000000322073_00019_34642_4343.N1	15-OCT-2008 05:07:22	Bright	32.000	49	1Alp UMi	1.9900	6300.0	64	34642	No
62	GOM_NL__2PRFIN20081015_051536_000000382073_00019_34642_4344.N1	15-OCT-2008 05:15:36	Bright	38.000	36	50Alp UMa	1.8000	6300.0	76	34642	No
63	GOM_NL__2PRFIN20081015_051709_000000362073_00019_34642_4345.N1	15-OCT-2008 05:17:09	Bright	35.500	82	48Bet UMa	2.3650	10600.	71	34642	No
64	GOM_NL__2PRFIN20081015_052033_000000522073_00019_34642_4346.N1	15-OCT-2008 05:20:33	Bright	52.000	174	52Psi UMa	3.0040	4400.0	104	34642	No
65	GOM_NL__2PRFIN20081015_052730_000000412073_00019_34642_4347.N1	15-OCT-2008 05:27:30	Bright	40.500	166	17Eps Leo	2.9800	6000.0	81	34642	No
66	GOM_NL__2PRFIN20081015_053045_000000412073_00019_34642_4348.N1	15-OCT-2008 05:30:45	Bright	41.000	22	32Alp Leo	1.3600	15200.	82	34642	No
67	GOM_NL__2PRFIN20081015_053807_000000522073_00019_34642_4349.N1	15-OCT-2008 05:38:07	Dark	51.500	48	30Alp Hya	1.9770	4100.0	103	34642	No
68	GOM_NL__2PRFIN20081015_054740_000000512073_00019_34642_4350.N1	15-OCT-2008 05:47:40	Dark	51.000	65	Lam Vel	2.2040	4400.0	102	34642	No
69	GOM_NL__2PRFIN20081015_055050_000000432073_00019_34642_4351.N1	15-OCT-2008 05:50:50	Dark	42.500	34	Gam2Vel	1.7930	23000.	85	34642	No
70	GOM_NL__2PRFIN20081015_055506_000000442073_00020_34643_4346.N1	15-OCT-2008 05:55:06	Dark	43.500	161	Tau Pup	2.9310	4500.0	87	34643	No
71	GOM_NL__2PRFIN20081015_055627_000000572073_00020_34643_4347.N1	15-OCT-2008 05:56:27	Dark	57.000	2	Alp Car	-0.73600	7000.0	114	34643	No
72	GOM_NL__2PRFIN20081015_060415_000000382073_00020_34643_4348.N1	15-OCT-2008 06:04:15	Dark	37.500	143	Alp Hyi	2.8570	7200.0	75	34643	No
73	GOM_NL__2PRFIN20081015_060542_000000392073_00020_34643_4349.N1	15-OCT-2008 06:05:42	Dark	38.500	9	Alp Eri	0.45300	24000.	77	34643	No
74	GOM_NL__2PRFIN20081015_060815_000000422073_00020_34643_4350.N1	15-OCT-2008 06:08:15	Straylight	42.000	157	The1Eri	2.9060	9300.0	84	34643	No
75	GOM_NL__2PRFIN20081015_061719_000000452073_00020_34643_4351.N1	15-OCT-2008 06:17:19	Straylight	45.000	52	16Bet Cet	2.0370	4500.0	90	34643	No
76	GOM_NL__2PRFIN20081015_062658_000000362073_00020_34643_4352.N1	15-OCT-2008 06:26:58	Bright	35.500	140	88Gam Peg	2.8340	26000.	71	34643	No
77	GOM_NL__2PRFIN20081015_063056_000000372073_00020_34643_4353.N1	15-OCT-2008 06:30:56	Bright	37.000	58	21Alp And	2.0730	11000.	74	34643	No
78	GOM_NL__2PRFIN20081015_063329_000000422073_00020_34643_4354.N1	15-OCT-2008 06:33:29	Bright	41.500	53	43Bet And	2.0480	3300.0	83	34643	No
79	GOM_NL__2PRFIN20081015_063900_000000382073_00020_34643_4355.N1	15-OCT-2008 06:39:00	Bright	38.000	68	18Alp Cas	2.2250	4500.0	76	34643	No
80	GOM_NL__2PRFIN20081015_064021_000000382073_00020_34643_4356.N1	15-OCT-2008 06:40:21	Bright	37.500	76	27Gam Cas	2.3000	30000.	75	34643	No
81	GOM_NL__2PRFIN20081015_064758_000000362073_00020_34643_4357.N1	15-OCT-2008 06:47:58	Bright	36.000	49	1Alp UMi	1.9900	6300.0	72	34643	No
82	GOM_NL__2PRFIN20081015_065612_000000382073_00020_34643_4358.N1	15-OCT-2008 06:56:12	Bright	37.500	36	50Alp UMa	1.8000	6300.0	75	34643	No
83	GOM_NL__2PRFIN20081015_065745_000000372073_00020_34643_4359.N1	15-OCT-2008 06:57:45	Bright	36.500	82	48Bet UMa	2.3650	10600.	73	34643	No
84	GOM_NL__2PRFIN20081015_070109_000000362073_00020_34643_4360.N1	15-OCT-2008 07:01:09	Bright	36.000	174	52Psi UMa	3.0040	4400.0	72	34643	No
85	GOM_NL__2PRFIN20081015_070806_000000612073_00020_34643_4361.N1	15-OCT-2008 07:08:06	Bright	61.000	166	17Eps Leo	2.9800	6000.0	122	34643	No
86	GOM_NL__2PRFIN20081015_071121_000000402073_00020_34643_4362.N1	15-OCT-2008 07:11:21	Bright	39.500	22	32Alp Leo	1.3600	15200.	79	34643	No
87	GOM_NL__2PRFIN20081015_071844_000000492073_00020_34643_4363.N1	15-OCT-2008 07:18:44	Dark	49.000	48	30Alp Hya	1.9770	4100.0	98	34643	No
88	GOM_NL__2PRFIN20081015_072817_000000452073_00020_34643_4364.N1	15-OCT-2008 07:28:17	Dark	44.500	65	Lam Vel	2.2040	4400.0	89	34643	No
89	GOM_NL__2PRFIN20081015_073543_000000452073_00021_34644_4358.N1	15-OCT-2008 07:35:43	Dark	44.500	161	Tau Pup	2.9310	4500.0	89	34644	No
90	GOM_NL__2PRFIN20081015_073704_000000622073_00021_34644_4359.N1	15-OCT-2008 07:37:04	Dark	62.000	2	Alp Car	-0.73600	7000.0	124	34644	No
91	GOM_NL__2PRFIN20081015_074451_000000392073_00021_34644_4360.N1	15-OCT-2008 07:44:51	Dark	38.500	143	Alp Hyi	2.8570	7200.0	77	34644	No
92	GOM_NL__2PRFIN20081015_074618_000000402073_00021_34644_4361.N1	15-OCT-2008 07:46:18	Dark	39.500	9	Alp Eri	0.45300	24000.	79	34644	No
93	GOM_NL__2PRFIN20081015_074852_000000452073_00021_34644_4362.N1	15-OCT-2008 07:48:52	Straylight	44.500	157	The1Eri	2.9060	9300.0	89	34644	No
94	GOM_NL__2PRFIN20081015_075755_000000442073_00021_34644_4363.N1	15-OCT-2008 07:57:55	Straylight	44.000	52	16Bet Cet	2.0370	4500.0	88	34644	No
95	GOM_NL__2PRFIN20081015_080734_000000362073_00021_34644_4364.N1	15-OCT-2008 08:07:34	Bright	36.000	140	88Gam Peg	2.8340	26000.	72	34644	No
96	GOM_NL__2PRFIN20081015_081132_000000362073_00021_34644_4365.N1	15-OCT-2008 08:11:32	Bright	35.500	58	21Alp And	2.0730	11000.	71	34644	No
97	GOM_NL__2PRFIN20081015_081404_000000412073_00021_34644_4366.N1	15-OCT-2008 08:14:04	Bright	41.000	53	43Bet And	2.0480	3300.0	82	34644	No
98	GOM_NL__2PRFIN20081015_081935_000000392073_00021_34644_4367.N1	15-OCT-2008 08:19:35	Bright	38.500	68	18Alp Cas	2.2250	4500.0	77	34644	No
99	GOM_NL__2PRFIN20081015_082057_000000382073_00021_34644_4368.N1	15-OCT-2008 08:20:57	Bright	37.500	76	27Gam Cas	2.3000	30000.	75	34644	No
100	GOM_NL__2PRFIN20081015_082834_000000362073_00021_34644_4369.N1	15-OCT-2008 08:28:34	Bright	36.000	49	1Alp UMi	1.9900	6300.0	72	34644	No
101	GOM_NL__2PRFIN20081015_083648_000000382073_00021_34644_4370.N1	15-OCT-2008 08:36:48	Bright	37.500	36	50Alp UMa	1.8000	6300.0	75	34644	No

102	GOM_NL__2PRFIN20081015_083821_000000362073_00021_34644_4371.N1	15-OCT-2008 08:38:21	Bright	36.000	82	48Bet UMa	2.3650	10600.	72	34644	No
103	GOM_NL__2PRFIN20081015_084145_000000342073_00021_34644_4372.N1	15-OCT-2008 08:41:45	Bright	33.500	174	52Psi UMa	3.0040	4400.0	67	34644	No
104	GOM_NL__2PRFIN20081015_084842_000000612073_00021_34644_4373.N1	15-OCT-2008 08:48:42	Bright	61.000	166	17Eps Leo	2.9800	6000.0	122	34644	No
105	GOM_NL__2PRFIN20081015_085158_000000572073_00021_34644_4374.N1	15-OCT-2008 08:51:58	Bright	57.000	22	32Alp Leo	1.3600	15200.	114	34644	No
106	GOM_NL__2PRFIN20081015_085920_000000502073_00021_34644_4375.N1	15-OCT-2008 08:59:20	Dark	50.000	48	30Alp Hya	1.9770	4100.0	100	34644	No
107	GOM_NL__2PRFIN20081015_090853_000000452073_00021_34644_4376.N1	15-OCT-2008 09:08:53	Dark	45.000	65	Lam Vel	2.2040	4400.0	90	34644	No
108	GOM_NL__2PRFIN20081015_091203_000000462073_00021_34644_4371.N1	15-OCT-2008 09:12:03	Dark	45.500	34	Gam2Vel	1.7930	23000.	91	34644	No
109	GOM_NL__2PRFIN20081015_091620_000000452073_00022_34645_4372.N1	15-OCT-2008 09:16:20	Dark	45.000	161	Tau Pup	2.9310	4500.0	90	34645	No
110	GOM_NL__2PRFIN20081015_091740_000000482073_00022_34645_4373.N1	15-OCT-2008 09:17:40	Dark	48.000	2	Alp Car	-0.73600	7000.0	96	34645	No
111	GOM_NL__2PRFIN20081015_092528_000000382073_00022_34645_4374.N1	15-OCT-2008 09:25:28	Dark	37.500	143	Alp Hyi	2.8570	7200.0	75	34645	No
112	GOM_NL__2PRFIN20081015_092654_000000432073_00022_34645_4375.N1	15-OCT-2008 09:26:54	Dark	42.500	9	Alp Eri	0.45300	24000.	85	34645	No
113	GOM_NL__2PRFIN20081015_092928_000000442073_00022_34645_4376.N1	15-OCT-2008 09:29:28	Straylight	44.000	157	The1Eri	2.9060	9300.0	88	34645	No
114	GOM_NL__2PRFIN20081015_093831_000000432073_00022_34645_4377.N1	15-OCT-2008 09:38:31	Straylight	43.000	52	16Bet Cet	2.0370	4500.0	86	34645	No
115	GOM_NL__2PRFIN20081015_094810_000000372073_00022_34645_4378.N1	15-OCT-2008 09:48:10	Bright	36.500	140	88Gam Peg	2.8340	26000.	73	34645	No
116	GOM_NL__2PRFIN20081015_095208_000000372073_00022_34645_4379.N1	15-OCT-2008 09:52:08	Bright	37.000	58	21Alp And	2.0730	11000.	74	34645	No
117	GOM_NL__2PRFIN20081015_095440_000000402073_00022_34645_4380.N1	15-OCT-2008 09:54:40	Bright	39.500	53	43Bet And	2.0480	3300.0	79	34645	No
118	GOM_NL__2PRFIN20081015_100011_000000382073_00022_34645_4381.N1	15-OCT-2008 10:00:11	Bright	38.000	68	18Alp Cas	2.2250	4500.0	76	34645	No
119	GOM_NL__2PRFIN20081015_100132_000000362073_00022_34645_4382.N1	15-OCT-2008 10:01:32	Bright	35.500	76	27Gam Cas	2.3000	30000.	71	34645	No
120	GOM_NL__2PRFIN20081015_100910_000000362073_00022_34645_4383.N1	15-OCT-2008 10:09:10	Bright	36.000	49	1Alp UMi	1.9900	6300.0	72	34645	No
121	GOM_NL__2PRFIN20081015_101724_000000382073_00022_34645_4384.N1	15-OCT-2008 10:17:24	Bright	38.000	36	50Alp UMa	1.8000	6300.0	76	34645	No
122	GOM_NL__2PRFIN20081015_101857_000000352073_00022_34645_4385.N1	15-OCT-2008 10:18:57	Bright	34.500	82	48Bet UMa	2.3650	10600.	69	34645	No
123	GOM_NL__2PRFIN20081015_102221_000000522073_00022_34645_4386.N1	15-OCT-2008 10:22:21	Bright	52.000	174	52Psi UMa	3.0040	4400.0	104	34645	No
124	GOM_NL__2PRFIN20081015_102918_000000422073_00022_34645_4387.N1	15-OCT-2008 10:29:18	Bright	42.000	166	17Eps Leo	2.9800	6000.0	84	34645	No
125	GOM_NL__2PRFIN20081015_103234_000000572073_00022_34645_4388.N1	15-OCT-2008 10:32:34	Bright	57.000	22	32Alp Leo	1.3600	15200.	114	34645	No
126	GOM_NL__2PRFIN20081015_103957_000000552073_00022_34645_4389.N1	15-OCT-2008 10:39:57	Dark	55.000	48	30Alp Hya	1.9770	4100.0	110	34645	No
127	GOM_NL__2PRFIN20081015_104930_000000502073_00022_34645_4390.N1	15-OCT-2008 10:49:30	Dark	49.500	65	Lam Vel	2.2040	4400.0	99	34645	No
128	GOM_NL__2PRFIN20081015_105240_000000442073_00023_34646_4382.N1	15-OCT-2008 10:52:40	Dark	43.500	34	Gam2Vel	1.7930	23000.	87	34646	No
129	GOM_NL__2PRFIN20081015_105657_000000452073_00023_34646_4383.N1	15-OCT-2008 10:56:57	Dark	44.500	161	Tau Pup	2.9310	4500.0	89	34646	No
130	GOM_NL__2PRFIN20081015_105817_000000622073_00023_34646_4384.N1	15-OCT-2008 10:58:17	Dark	61.500	2	Alp Car	-0.73600	7000.0	123	34646	No
131	GOM_NL__2PRFIN20081015_110604_000000372073_00023_34646_4385.N1	15-OCT-2008 11:06:04	Dark	36.500	143	Alp Hyi	2.8570	7200.0	73	34646	No
132	GOM_NL__2PRFIN20081015_110730_000000382073_00023_34646_4386.N1	15-OCT-2008 11:07:30	Dark	37.500	9	Alp Eri	0.45300	24000.	75	34646	No
133	GOM_NL__2PRFIN20081015_111005_000000442073_00023_34646_4387.N1	15-OCT-2008 11:10:05	Straylight	43.500	157	The1Eri	2.9060	9300.0	87	34646	No
134	GOM_NL__2PRFIN20081015_111907_000000432073_00023_34646_4388.N1	15-OCT-2008 11:19:07	Straylight	43.000	52	16Bet Cet	2.0370	4500.0	86	34646	No
135	GOM_NL__2PRFIN20081015_112846_000000362073_00023_34646_4389.N1	15-OCT-2008 11:28:46	Bright	36.000	140	88Gam Peg	2.8340	26000.	72	34646	No
136	GOM_NL__2PRFIN20081015_113244_000000372073_00023_34646_4390.N1	15-OCT-2008 11:32:44	Bright	37.000	58	21Alp And	2.0730	11000.	74	34646	No
137	GOM_NL__2PRFIN20081015_113515_000000422073_00023_34646_4391.N1	15-OCT-2008 11:35:15	Bright	41.500	53	43Bet And	2.0480	3300.0	83	34646	No
138	GOM_NL__2PRFIN20081015_114047_000000382073_00023_34646_4392.N1	15-OCT-2008 11:40:47	Bright	38.000	68	18Alp Cas	2.2250	4500.0	76	34646	No
139	GOM_NL__2PRFIN20081015_114208_000000382073_00023_34646_4393.N1	15-OCT-2008 11:42:08	Bright	38.000	76	27Gam Cas	2.3000	30000.	76	34646	No
140	GOM_NL__2PRFIN20081015_114946_000000362073_00023_34646_4394.N1	15-OCT-2008 11:49:46	Bright	35.500	49	1Alp UMi	1.9900	6300.0	71	34646	No
141	GOM_NL__2PRFIN20081015_115800_000000372073_00023_34646_4395.N1	15-OCT-2008 11:58:00	Bright	37.000	36	50Alp UMa	1.8000	6300.0	74	34646	No
142	GOM_NL__2PRFIN20081015_115933_000000352073_00023_34646_4396.N1	15-OCT-2008 11:59:33	Bright	34.500	82	48Bet UMa	2.3650	10600.	69	34646	No
143	GOM_NL__2PRFIN20081015_120257_000000352073_00023_34646_4397.N1	15-OCT-2008 12:02:57	Bright	35.000	174	52Psi UMa	3.0040	4400.0	70	34646	No
144	GOM_NL__2PRFIN20081015_120954_000000412073_00023_34646_4398.N1	15-OCT-2008 12:09:54	Bright	41.000	166	17Eps Leo	2.9800	6000.0	82	34646	No
145	GOM_NL__2PRFIN20081015_121310_000000552073_00023_34646_4399.N1	15-OCT-2008 12:13:10	Bright	55.000	22	32Alp Leo	1.3600	15200.	110	34646	No
146	GOM_NL__2PRFIN20081015_122033_000000542073_00023_34646_4400.N1	15-OCT-2008 12:20:33	Dark	54.000	48	30Alp Hya	1.9770	4100.0	108	34646	No
147	GOM_NL__2PRFIN20081015_123006_000000472073_00023_34646_4401.N1	15-OCT-2008 12:30:06	Dark	46.500	65	Lam Vel	2.2040	4400.0	93	34646	No
148	GOM_NL__2PRFIN20081015_123316_000000422073_00024_34647_4404.N1	15-OCT-2008 12:33:16	Dark	42.000	34	Gam2Vel	1.7930	23000.	84	34647	No
149	GOM_NL__2PRFIN20081015_123733_000000452073_00024_34647_4405.N1	15-OCT-2008 12:37:33	Dark	44.500	161	Tau Pup	2.9310	4500.0	89	34647	No
150	GOM_NL__2PRFIN20081015_123854_000000472073_00024_34647_4406.N1	15-OCT-2008 12:38:54	Dark	46.500	2	Alp Car	-0.73600	7000.0	93	34647	No
151	GOM_NL__2PRFIN20081015_124640_000000382073_00024_34647_4407.N1	15-OCT-2008 12:46:40	Dark	37.500	143	Alp Hyi	2.8570	7200.0	75	34647	No
152	GOM_NL__2PRFIN20081015_124806_000000402073_00024_34647_4408.N1	15-OCT-2008 12:48:06	Dark	40.000	9	Alp Eri	0.45300	24000.	80	34647	No
153	GOM_NL__2PRFIN20081015_125041_000000452073_00024_34647_4409.N1	15-OCT-2008 12:50:41	Straylight	45.000	157	The1Eri	2.9060	9300.0	90	34647	No
154	GOM_NL__2PRFIN20081015_125943_000000422073_00024_34647_4410.N1	15-OCT-2008 12:59:43	Straylight	42.000	52	16Bet Cet	2.0370	4500.0	84	34647	No
155	GOM_NL__2PRFIN20081015_130922_000000372073_00024_34647_4411.N1	15-OCT-2008 13:09:22	Bright	37.000	140	88Gam Peg	2.8340	26000.	74	34647	No
156	GOM_NL__2PRFIN20081015_131320_000000352073_00024_34647_4412.N1	15-OCT-2008 13:13:20	Bright	35.000	58	21Alp And	2.0730	11000.	70	34647	No
157	GOM_NL__2PRFIN20081015_131551_000000392073_00024_34647_4413.N1	15-OCT-2008 13:15:51	Bright	38.500	53	43Bet And	2.0480	3300.0	77	34647	No
158	GOM_NL__2PRFIN20081015_132122_000000352073_00024_34647_4414.N1	15-OCT-2008 13:21:22	Bright	34.500	68	18Alp Cas	2.2250	4500.0	69	34647	No
159	GOM_NL__2PRFIN20081015_132244_000000352073_00024_34647_4415.N1	15-OCT-2008 13:22:44	Bright	34.500	76	27Gam Cas	2.3000	30000.	69	34647	No
160	GOM_NL__2PRFIN20081015_133022_000000362073_00024_34647_4416.N1	15-OCT-2008 13:30:22	Bright	36.000	49	1Alp UMi	1.9900	6300.0	72	34647	No

161	GOM_NL__2PRFIN20081015_133836_000000362073_00024_34647_4417.N1	15-OCT-2008 13:38:36	Bright	36.000	36	50Alp UMa	1.8000	6300.0	72	34647	No
162	GOM_NL__2PRFIN20081015_134009_000000342073_00024_34647_4418.N1	15-OCT-2008 13:40:09	Bright	34.000	82	48Bet UMa	2.3650	10600.	68	34647	No
163	GOM_NL__2PRFIN20081015_134332_000000342073_00024_34647_4419.N1	15-OCT-2008 13:43:32	Bright	34.000	174	52Psi UMa	3.0040	4400.0	68	34647	No
164	GOM_NL__2PRFIN20081015_135030_000000422073_00024_34647_4420.N1	15-OCT-2008 13:50:30	Bright	41.500	166	17Eps Leo	2.9800	6000.0	83	34647	No
165	GOM_NL__2PRFIN20081015_135347_000000412073_00024_34647_4421.N1	15-OCT-2008 13:53:47	Bright	41.000	22	32Alp Leo	1.3600	15200.	82	34647	No
166	GOM_NL__2PRFIN20081015_140110_000000512073_00024_34647_4422.N1	15-OCT-2008 14:01:10	Dark	50.500	48	30Alp Hya	1.9770	4100.0	101	34647	No
167	GOM_NL__2PRFIN20081015_141043_000000472073_00024_34647_4423.N1	15-OCT-2008 14:10:43	Dark	46.500	65	Lam Vel	2.2040	4400.0	93	34647	No
168	GOM_NL__2PRFIN20081015_141353_000000422073_00025_34648_4418.N1	15-OCT-2008 14:13:53	Dark	41.500	34	Gam2Vel	1.7930	23000.	83	34648	No
169	GOM_NL__2PRFIN20081015_141810_000000452073_00025_34648_4419.N1	15-OCT-2008 14:18:10	Dark	44.500	161	Tau Pup	2.9310	4500.0	89	34648	No
170	GOM_NL__2PRFIN20081015_141931_000000472073_00025_34648_4420.N1	15-OCT-2008 14:19:31	Dark	46.500	2	Alp Car	-0.73600	7000.0	93	34648	No
171	GOM_NL__2PRFIN20081015_142716_000000372073_00025_34648_4421.N1	15-OCT-2008 14:27:16	Dark	37.000	143	Alp Hyi	2.8570	7200.0	74	34648	No
172	GOM_NL__2PRFIN20081015_142843_000000382073_00025_34648_4422.N1	15-OCT-2008 14:28:43	Dark	38.000	9	Alp Eri	0.45300	24000.	76	34648	No
173	GOM_NL__2PRFIN20081015_143117_000000432073_00025_34648_4423.N1	15-OCT-2008 14:31:17	Straylight	43.000	157	The1Eri	2.9060	9300.0	86	34648	No
174	GOM_NL__2PRFIN20081015_144019_000000452073_00025_34648_4424.N1	15-OCT-2008 14:40:19	Straylight	44.500	52	16Bet Cet	2.0370	4500.0	89	34648	No
175	GOM_NL__2PRFIN20081015_144958_000000362073_00025_34648_4425.N1	15-OCT-2008 14:49:58	Bright	36.000	140	88Gam Peg	2.8340	26000.	72	34648	No
176	GOM_NL__2PRFIN20081015_145355_000000372073_00025_34648_4426.N1	15-OCT-2008 14:53:55	Bright	36.500	58	21Alp And	2.0730	11000.	73	34648	No
177	GOM_NL__2PRFIN20081015_145626_000000402073_00025_34648_4427.N1	15-OCT-2008 14:56:26	Bright	39.500	53	43Bet And	2.0480	3300.0	79	34648	No
178	GOM_NL__2PRFIN20081015_150158_000000382073_00025_34648_4428.N1	15-OCT-2008 15:01:58	Bright	38.000	68	18Alp Cas	2.2250	4500.0	76	34648	No
179	GOM_NL__2PRFIN20081015_150319_000000372073_00025_34648_4429.N1	15-OCT-2008 15:03:19	Bright	37.000	76	27Gam Cas	2.3000	30000.	74	34648	No
180	GOM_NL__2PRFIN20081015_151058_000000342073_00025_34648_4430.N1	15-OCT-2008 15:10:58	Bright	34.000	49	1Alp UMi	1.9900	6300.0	68	34648	No
181	GOM_NL__2PRFIN20081015_151912_000000382073_00025_34648_4431.N1	15-OCT-2008 15:19:12	Bright	37.500	36	50Alp UMa	1.8000	6300.0	75	34648	No
182	GOM_NL__2PRFIN20081015_152045_000000532073_00025_34648_4432.N1	15-OCT-2008 15:20:45	Bright	53.000	82	48Bet UMa	2.3650	10600.	106	34648	No
183	GOM_NL__2PRFIN20081015_152409_000000522073_00025_34648_4433.N1	15-OCT-2008 15:24:09	Bright	52.000	174	52Psi UMa	3.0040	4400.0	104	34648	No
184	GOM_NL__2PRFIN20081015_153107_000000452073_00025_34648_4434.N1	15-OCT-2008 15:31:07	Bright	45.000	166	17Eps Leo	2.9800	6000.0	90	34648	No
185	GOM_NL__2PRFIN20081015_153423_000000572073_00025_34648_4435.N1	15-OCT-2008 15:34:23	Bright	57.000	22	32Alp Leo	1.3600	15200.	114	34648	No
186	GOM_NL__2PRFIN20081015_154147_000000552073_00025_34648_4436.N1	15-OCT-2008 15:41:47	Dark	55.000	48	30Alp Hya	1.9770	4100.0	110	34648	No
187	GOM_NL__2PRFIN20081015_155119_000000482073_00025_34648_4437.N1	15-OCT-2008 15:51:19	Dark	47.500	65	Lam Vel	2.2040	4400.0	95	34648	No
188	GOM_NL__2PRFIN20081015_155430_000000422073_00026_34649_4432.N1	15-OCT-2008 15:54:30	Dark	41.500	34	Gam2Vel	1.7930	23000.	83	34649	No
189	GOM_NL__2PRFIN20081015_155847_000000452073_00026_34649_4433.N1	15-OCT-2008 15:58:47	Dark	44.500	161	Tau Pup	2.9310	4500.0	89	34649	No
190	GOM_NL__2PRFIN20081015_160007_000000472073_00026_34649_4434.N1	15-OCT-2008 16:00:07	Dark	47.000	2	Alp Car	-0.73600	7000.0	94	34649	No
191	GOM_NL__2PRFIN20081015_160752_000000382073_00026_34649_4435.N1	15-OCT-2008 16:07:52	Dark	37.500	143	Alp Hyi	2.8570	7200.0	75	34649	No
192	GOM_NL__2PRFIN20081015_160919_000000392073_00026_34649_4436.N1	15-OCT-2008 16:09:19	Dark	38.500	9	Alp Eri	0.45300	24000.	77	34649	No
193	GOM_NL__2PRFIN20081015_161154_000000452073_00026_34649_4437.N1	15-OCT-2008 16:11:54	Straylight	45.000	157	The1Eri	2.9060	9300.0	90	34649	No
194	GOM_NL__2PRFIN20081015_162055_000000452073_00026_34649_4438.N1	15-OCT-2008 16:20:55	Straylight	44.500	52	16Bet Cet	2.0370	4500.0	89	34649	No
195	GOM_NL__2PRFIN20081015_163034_000000372073_00026_34649_4439.N1	15-OCT-2008 16:30:34	Bright	36.500	140	88Gam Peg	2.8340	26000.	73	34649	No
196	GOM_NL__2PRFIN20081015_163432_000000362073_00026_34649_4440.N1	15-OCT-2008 16:34:32	Bright	35.500	58	21Alp And	2.0730	11000.	71	34649	No
197	GOM_NL__2PRFIN20081015_163702_000000432073_00026_34649_4441.N1	15-OCT-2008 16:37:02	Bright	42.500	53	43Bet And	2.0480	3300.0	85	34649	No
198	GOM_NL__2PRFIN20081015_164234_000000382073_00026_34649_4442.N1	15-OCT-2008 16:42:34	Bright	38.000	68	18Alp Cas	2.2250	4500.0	76	34649	No
199	GOM_NL__2PRFIN20081015_164355_000000362073_00026_34649_4443.N1	15-OCT-2008 16:43:55	Bright	36.000	76	27Gam Cas	2.3000	30000.	72	34649	No
200	GOM_NL__2PRFIN20081015_165134_000000372073_00026_34649_4444.N1	15-OCT-2008 16:51:34	Bright	36.500	49	1Alp UMi	1.9900	6300.0	73	34649	No
201	GOM_NL__2PRFIN20081015_165948_000000382073_00026_34649_4445.N1	15-OCT-2008 16:59:48	Bright	38.000	36	50Alp UMa	1.8000	6300.0	76	34649	No
202	GOM_NL__2PRFIN20081015_170121_000000352073_00026_34649_4446.N1	15-OCT-2008 17:01:21	Bright	34.500	82	48Bet UMa	2.3650	10600.	69	34649	No
203	GOM_NL__2PRFIN20081015_170445_000000372073_00026_34649_4447.N1	15-OCT-2008 17:04:45	Bright	37.000	174	52Psi UMa	3.0040	4400.0	74	34649	No
204	GOM_NL__2PRFIN20081015_171143_000000452073_00026_34649_4448.N1	15-OCT-2008 17:11:43	Bright	45.000	166	17Eps Leo	2.9800	6000.0	90	34649	No
205	GOM_NL__2PRFIN20081015_171459_000000422073_00026_34649_4449.N1	15-OCT-2008 17:14:59	Bright	41.500	22	32Alp Leo	1.3600	15200.	83	34649	No
206	GOM_NL__2PRFIN20081015_172224_000000572073_00026_34649_4450.N1	15-OCT-2008 17:22:24	Dark	56.500	48	30Alp Hya	1.9770	4100.0	113	34649	No
207	GOM_NL__2PRFIN20081015_173156_000000512073_00026_34649_4451.N1	15-OCT-2008 17:31:56	Dark	50.500	65	Lam Vel	2.2040	4400.0	101	34649	No
208	GOM_NL__2PRFIN20081015_173507_000000422073_00027_34650_4445.N1	15-OCT-2008 17:35:07	Dark	42.000	34	Gam2Vel	1.7930	23000.	84	34650	No
209	GOM_NL__2PRFIN20081015_173924_000000442073_00027_34650_4446.N1	15-OCT-2008 17:39:24	Dark	43.500	161	Tau Pup	2.9310	4500.0	87	34650	No
210	GOM_NL__2PRFIN20081015_174044_000000482073_00027_34650_4447.N1	15-OCT-2008 17:40:44	Dark	47.500	2	Alp Car	-0.73600	7000.0	95	34650	No
211	GOM_NL__2PRFIN20081015_174829_000000362073_00027_34650_4448.N1	15-OCT-2008 17:48:29	Dark	36.000	143	Alp Hyi	2.8570	7200.0	72	34650	No
212	GOM_NL__2PRFIN20081015_174955_000000522073_00027_34650_4449.N1	15-OCT-2008 17:49:55	Dark	51.500	9	Alp Eri	0.45300	24000.	103	34650	No
213	GOM_NL__2PRFIN20081015_175230_000000452073_00027_34650_4450.N1	15-OCT-2008 17:52:30	Straylight	44.500	157	The1Eri	2.9060	9300.0	89	34650	No
214	GOM_NL__2PRFIN20081015_180132_000000432073_00027_34650_4451.N1	15-OCT-2008 18:01:32	Straylight	42.500	52	16Bet Cet	2.0370	4500.0	85	34650	No
215	GOM_NL__2PRFIN20081015_181110_000000362073_00027_34650_4452.N1	15-OCT-2008 18:11:10	Bright	36.000	140	88Gam Peg	2.8340	26000.	72	34650	No
216	GOM_NL__2PRFIN20081015_181507_000000362073_00027_34650_4453.N1	15-OCT-2008 18:15:07	Bright	36.000	58	21Alp And	2.0730	11000.	72	34650	No
217	GOM_NL__2PRFIN20081015_181738_000000392073_00027_34650_4454.N1	15-OCT-2008 18:17:38	Bright	39.000	53	43Bet And	2.0480	3300.0	78	34650	No
218	GOM_NL__2PRFIN20081015_182310_000000382073_00027_34650_4455.N1	15-OCT-2008 18:23:10	Bright	38.000	68	18Alp Cas	2.2250	4500.0	76	34650	No
219	GOM_NL__2PRFIN20081015_182431_000000382073_00027_34650_4456.N1	15-OCT-2008 18:24:31	Bright	37.500	76	27Gam Cas	2.3000	30000.	75	34650	No



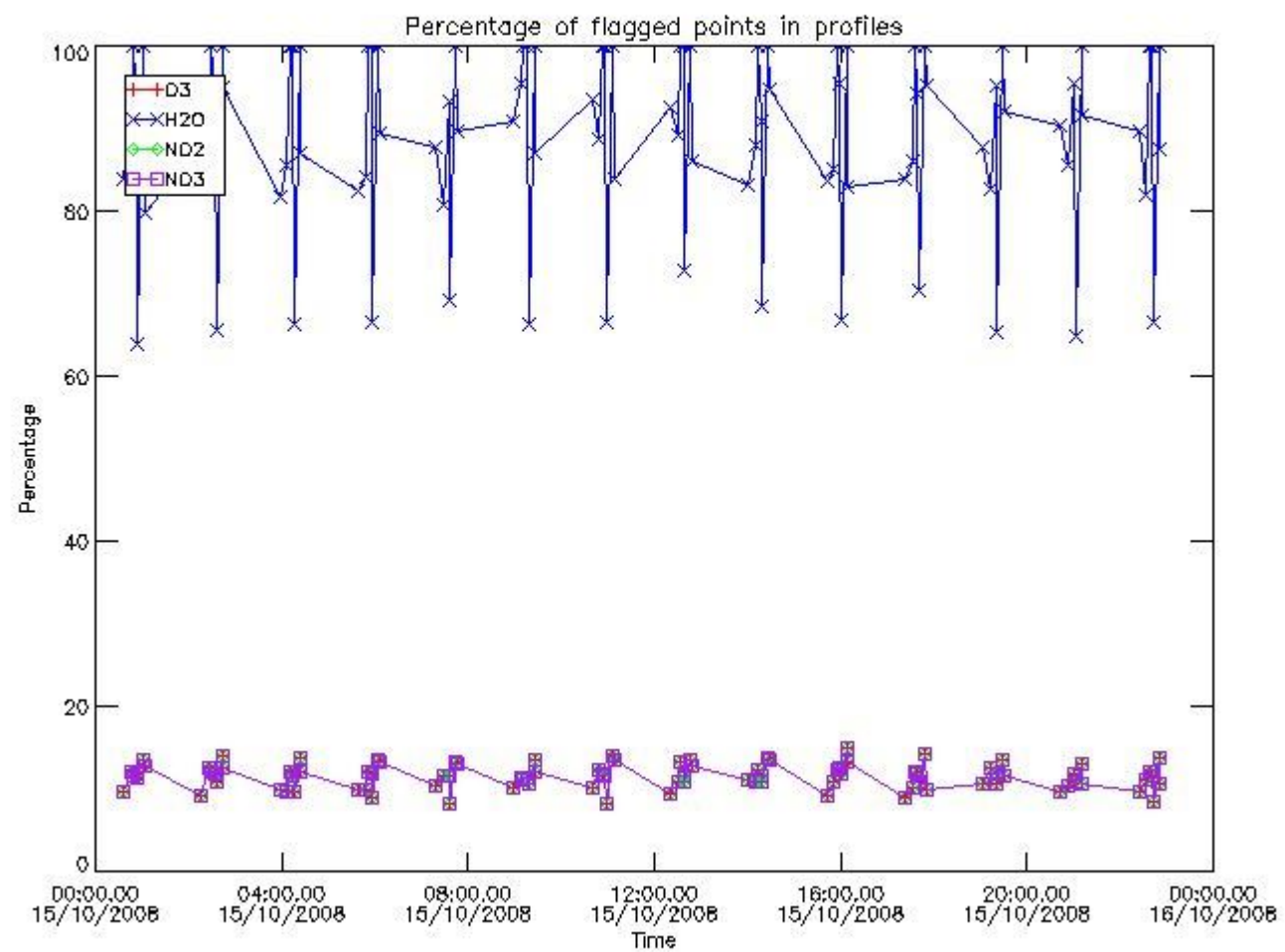
220	GOM_NL__2PRFIN20081015_183210_000000372073_00027_34650_4457.N1	15-OCT-2008 18:32:10	Bright	37.000	49	1Alp UMi	1.9900	6300.0	74	34650	No
221	GOM_NL__2PRFIN20081015_184024_000000382073_00027_34650_4458.N1	15-OCT-2008 18:40:24	Bright	37.500	36	50Alp UMa	1.8000	6300.0	75	34650	No
222	GOM_NL__2PRFIN20081015_184157_000000352073_00027_34650_4459.N1	15-OCT-2008 18:41:57	Bright	35.000	82	48Bet UMa	2.3650	10600.	70	34650	No
223	GOM_NL__2PRFIN20081015_184521_000000352073_00027_34650_4460.N1	15-OCT-2008 18:45:21	Bright	34.500	174	52Psi UMa	3.0040	4400.0	69	34650	No
224	GOM_NL__2PRFIN20081015_185219_000000612073_00027_34650_4461.N1	15-OCT-2008 18:52:19	Bright	61.000	166	17Eps Leo	2.9800	6000.0	122	34650	No
225	GOM_NL__2PRFIN20081015_185536_000000392073_00027_34650_4462.N1	15-OCT-2008 18:55:36	Bright	38.500	22	32Alp Leo	1.3600	15200.	77	34650	No
226	GOM_NL__2PRFIN20081015_190300_000000572073_00027_34650_4463.N1	15-OCT-2008 19:03:00	Dark	57.000	48	30Alp Hya	1.9770	4100.0	114	34650	No
227	GOM_NL__2PRFIN20081015_191232_000000412073_00027_34650_4464.N1	15-OCT-2008 19:12:32	Dark	41.000	65	Lam Vel	2.2040	4400.0	82	34650	No
228	GOM_NL__2PRFIN20081015_192001_000000432073_00028_34651_4468.N1	15-OCT-2008 19:20:01	Dark	43.000	161	Tau Pup	2.9310	4500.0	86	34651	No
229	GOM_NL__2PRFIN20081015_192121_000000482073_00028_34651_4469.N1	15-OCT-2008 19:21:21	Dark	48.000	2	Alp Car	-0.73600	7000.0	96	34651	No
230	GOM_NL__2PRFIN20081015_192905_000000382073_00028_34651_4470.N1	15-OCT-2008 19:29:05	Dark	37.500	143	Alp Hyi	2.8570	7200.0	75	34651	No
231	GOM_NL__2PRFIN20081015_193031_000000442073_00028_34651_4471.N1	15-OCT-2008 19:30:31	Dark	44.000	9	Alp Eri	0.45300	24000.	88	34651	No
232	GOM_NL__2PRFIN20081015_193307_000000442073_00028_34651_4472.N1	15-OCT-2008 19:33:07	Straylight	44.000	157	The1Eri	2.9060	9300.0	88	34651	No
233	GOM_NL__2PRFIN20081015_194208_000000452073_00028_34651_4473.N1	15-OCT-2008 19:42:08	Straylight	44.500	52	16Bet Cet	2.0370	4500.0	89	34651	No
234	GOM_NL__2PRFIN20081015_195146_000000372073_00028_34651_4474.N1	15-OCT-2008 19:51:46	Bright	36.500	140	88Gam Peg	2.8340	26000.	73	34651	No
235	GOM_NL__2PRFIN20081015_195543_000000362073_00028_34651_4475.N1	15-OCT-2008 19:55:43	Bright	36.000	58	21Alp And	2.0730	11000.	72	34651	No
236	GOM_NL__2PRFIN20081015_195813_000000412073_00028_34651_4476.N1	15-OCT-2008 19:58:13	Bright	40.500	53	43Bet And	2.0480	3300.0	81	34651	No
237	GOM_NL__2PRFIN20081015_200345_000000392073_00028_34651_4477.N1	15-OCT-2008 20:03:45	Bright	38.500	68	18Alp Cas	2.2250	4500.0	77	34651	No
238	GOM_NL__2PRFIN20081015_200507_000000382073_00028_34651_4478.N1	15-OCT-2008 20:05:07	Bright	38.000	76	27Gam Cas	2.3000	30000.	76	34651	No
239	GOM_NL__2PRFIN20081015_201246_000000352073_00028_34651_4479.N1	15-OCT-2008 20:12:46	Bright	34.500	49	1Alp UMi	1.9900	6300.0	69	34651	No
240	GOM_NL__2PRFIN20081015_202100_000000382073_00028_34651_4480.N1	15-OCT-2008 20:21:00	Bright	37.500	36	50Alp UMa	1.8000	6300.0	75	34651	No
241	GOM_NL__2PRFIN20081015_202233_000000362073_00028_34651_4481.N1	15-OCT-2008 20:22:33	Bright	36.000	82	48Bet UMa	2.3650	10600.	72	34651	No
242	GOM_NL__2PRFIN20081015_202557_000000352073_00028_34651_4482.N1	15-OCT-2008 20:25:57	Bright	34.500	174	52Psi UMa	3.0040	4400.0	69	34651	No
243	GOM_NL__2PRFIN20081015_203255_000000512073_00028_34651_4483.N1	15-OCT-2008 20:32:55	Bright	51.000	166	17Eps Leo	2.9800	6000.0	102	34651	No
244	GOM_NL__2PRFIN20081015_203612_000000462073_00028_34651_4484.N1	15-OCT-2008 20:36:12	Bright	45.500	22	32Alp Leo	1.3600	15200.	91	34651	No
245	GOM_NL__2PRFIN20081015_204337_000000582073_00028_34651_4485.N1	15-OCT-2008 20:43:37	Dark	58.000	48	30Alp Hya	1.9770	4100.0	116	34651	No
246	GOM_NL__2PRFIN20081015_205309_000000492073_00028_34651_4486.N1	15-OCT-2008 20:53:09	Dark	49.000	65	Lam Vel	2.2040	4400.0	98	34651	No
247	GOM_NL__2PRFIN20081015_210037_000000442073_00029_34652_4481.N1	15-OCT-2008 21:00:37	Dark	43.500	161	Tau Pup	2.9310	4500.0	87	34652	No
248	GOM_NL__2PRFIN20081015_210158_000000482073_00029_34652_4482.N1	15-OCT-2008 21:01:58	Dark	47.500	2	Alp Car	-0.73600	7000.0	95	34652	No
249	GOM_NL__2PRFIN20081015_210941_000000392073_00029_34652_4483.N1	15-OCT-2008 21:09:41	Dark	39.000	143	Alp Hyi	2.8570	7200.0	78	34652	No
250	GOM_NL__2PRFIN20081015_211107_000000492073_00029_34652_4484.N1	15-OCT-2008 21:11:07	Dark	48.500	9	Alp Eri	0.45300	24000.	97	34652	No
251	GOM_NL__2PRFIN20081015_211343_000000442073_00029_34652_4485.N1	15-OCT-2008 21:13:43	Straylight	44.000	157	The1Eri	2.9060	9300.0	88	34652	No
252	GOM_NL__2PRFIN20081015_212244_000000402073_00029_34652_4486.N1	15-OCT-2008 21:22:44	Straylight	39.500	52	16Bet Cet	2.0370	4500.0	79	34652	No
253	GOM_NL__2PRFIN20081015_213222_000000362073_00029_34652_4487.N1	15-OCT-2008 21:32:22	Bright	36.000	140	88Gam Peg	2.8340	26000.	72	34652	No
254	GOM_NL__2PRFIN20081015_213619_000000372073_00029_34652_4488.N1	15-OCT-2008 21:36:19	Bright	37.000	58	21Alp And	2.0730	11000.	74	34652	No
255	GOM_NL__2PRFIN20081015_213849_000000412073_00029_34652_4489.N1	15-OCT-2008 21:38:49	Bright	41.000	53	43Bet And	2.0480	3300.0	82	34652	No
256	GOM_NL__2PRFIN20081015_214421_000000382073_00029_34652_4490.N1	15-OCT-2008 21:44:21	Bright	37.500	68	18Alp Cas	2.2250	4500.0	75	34652	No
257	GOM_NL__2PRFIN20081015_214542_000000382073_00029_34652_4491.N1	15-OCT-2008 21:45:42	Bright	38.000	76	27Gam Cas	2.3000	30000.	76	34652	No
258	GOM_NL__2PRFIN20081015_215322_000000362073_00029_34652_4492.N1	15-OCT-2008 21:53:22	Bright	36.000	49	1Alp UMi	1.9900	6300.0	72	34652	No
259	GOM_NL__2PRFIN20081015_220136_000000382073_00029_34652_4493.N1	15-OCT-2008 22:01:36	Bright	38.000	36	50Alp UMa	1.8000	6300.0	76	34652	No
260	GOM_NL__2PRFIN20081015_220309_000000352073_00029_34652_4494.N1	15-OCT-2008 22:03:09	Bright	34.500	82	48Bet UMa	2.3650	10600.	69	34652	No
261	GOM_NL__2PRFIN20081015_220633_000000362073_00029_34652_4495.N1	15-OCT-2008 22:06:33	Bright	35.500	174	52Psi UMa	3.0040	4400.0	71	34652	No
262	GOM_NL__2PRFIN20081015_221331_000000422073_00029_34652_4496.N1	15-OCT-2008 22:13:31	Bright	41.500	166	17Eps Leo	2.9800	6000.0	83	34652	No
263	GOM_NL__2PRFIN20081015_221648_000000452073_00029_34652_4497.N1	15-OCT-2008 22:16:48	Bright	45.000	22	32Alp Leo	1.3600	15200.	90	34652	No
264	GOM_NL__2PRFIN20081015_222413_000000532073_00029_34652_4498.N1	15-OCT-2008 22:24:13	Dark	53.000	48	30Alp Hya	1.9770	4100.0	106	34652	No
265	GOM_NL__2PRFIN20081015_223345_000000512073_00029_34652_4499.N1	15-OCT-2008 22:33:45	Dark	50.500	65	Lam Vel	2.2040	4400.0	101	34652	No
266	GOM_NL__2PRFIN20081015_223657_000000432073_00030_34653_4497.N1	15-OCT-2008 22:36:57	Dark	42.500	34	Gam2Vel	1.7930	23000.	85	34653	No
267	GOM_NL__2PRFIN20081015_224114_000000442073_00030_34653_4498.N1	15-OCT-2008 22:41:14	Dark	44.000	161	Tau Pup	2.9310	4500.0	88	34653	No
268	GOM_NL__2PRFIN20081015_224234_000000602073_00030_34653_4499.N1	15-OCT-2008 22:42:34	Dark	60.000	2	Alp Car	-0.73600	7000.0	120	34653	No
269	GOM_NL__2PRFIN20081015_225017_000000372073_00030_34653_4500.N1	15-OCT-2008 22:50:17	Dark	37.000	143	Alp Hyi	2.8570	7200.0	74	34653	No
270	GOM_NL__2PRFIN20081015_225144_000000482073_00030_34653_4501.N1	15-OCT-2008 22:51:44	Dark	48.000	9	Alp Eri	0.45300	24000.	96	34653	No
271	GOM_NL__2PRFIN20081015_225419_000000442073_00030_34653_4502.N1	15-OCT-2008 22:54:19	Straylight	44.000	157	The1Eri	2.9060	9300.0	88	34653	No
272	GOM_NL__2PRFIN20081015_230320_000000442073_00030_34653_4503.N1	15-OCT-2008 23:03:20	Straylight	44.000	52	16Bet Cet	2.0370	4500.0	88	34653	No
273	GOM_NL__2PRFIN20081015_231258_000000372073_00030_34653_4504.N1	15-OCT-2008 23:12:58	Bright	36.500	140	88Gam Peg	2.8340	26000.	73	34653	No
274	GOM_NL__2PRFIN20081015_231655_000000372073_00030_34653_4505.N1	15-OCT-2008 23:16:55	Bright	37.000	58	21Alp And	2.0730	11000.	74	34653	No
275	GOM_NL__2PRFIN20081015_231924_000000422073_00030_34653_4506.N1	15-OCT-2008 23:19:24	Bright	42.000	53	43Bet And	2.0480	3300.0	84	34653	No
276	GOM_NL__2PRFIN20081015_232457_000000392073_00030_34653_4507.N1	15-OCT-2008 23:24:57	Bright	38.500	68	18Alp Cas	2.2250	4500.0	77	34653	No
277	GOM_NL__2PRFIN20081015_232618_000000362073_00030_34653_4508.N1	15-OCT-2008 23:26:18	Bright	35.500	76	27Gam Cas	2.3000	30000.	71	34653	No
278	GOM_NL__2PRFIN20081015_233357_000000352073_00030_34653_4509.N1	15-OCT-2008 23:33:57	Bright	34.500	49	1Alp UMi	1.9900	6300.0	69	34653	No

279	GOM_NL__2PRFIN20081015_234211_000000372073_00030_34653_4510.N1	15-OCT-2008 23:42:11	Bright	37.000	36	50Alp UMa	1.8000	6300.0	74	34653	No
280	GOM_NL__2PRFIN20081015_234345_000000372073_00030_34653_4511.N1	15-OCT-2008 23:43:45	Bright	36.500	82	48Bet UMa	2.3650	10600.	73	34653	No
281	GOM_NL__2PRFIN20081015_234709_000000352073_00030_34653_4512.N1	15-OCT-2008 23:47:09	Bright	34.500	174	52Psi UMa	3.0040	4400.0	69	34653	No
282	GOM_NL__2PRFIN20081015_235407_000000412073_00030_34653_4513.N1	15-OCT-2008 23:54:07	Bright	40.500	166	17Eps Leo	2.9800	6000.0	81	34653	No
283	GOM_NL__2PRFIN20081015_235724_000000412073_00030_34653_4514.N1	15-OCT-2008 23:57:24	Bright	41.000	22	32Alp Leo	1.3600	15200.	82	34653	No

### 3. Quality information per product

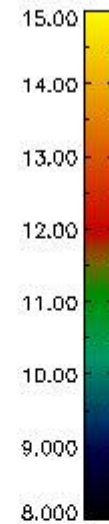
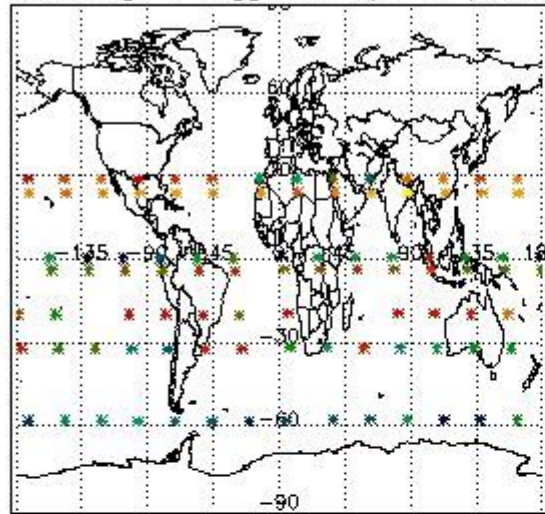
In this section it is plotted some information contained in the Quality Summary data set of the level 2 products. Only products in dark limb conditions and without errors (error flag in the MPH set to "0") are used.

#### 3.1 Plot quality information per product (time dependant)

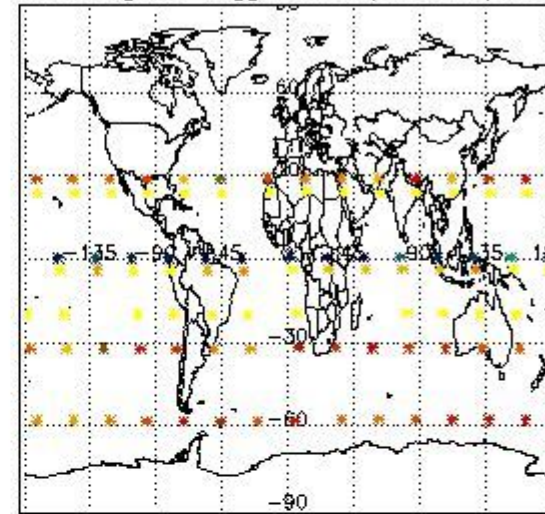


#### 3.2 Plot quality information per product (world map)

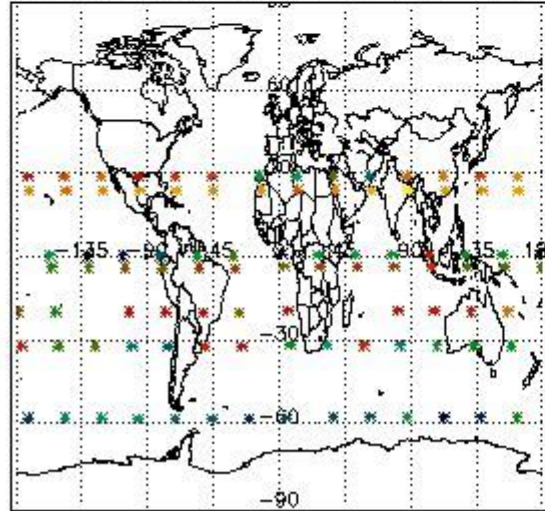
Percentage of flagged data per O3 profile



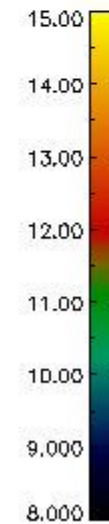
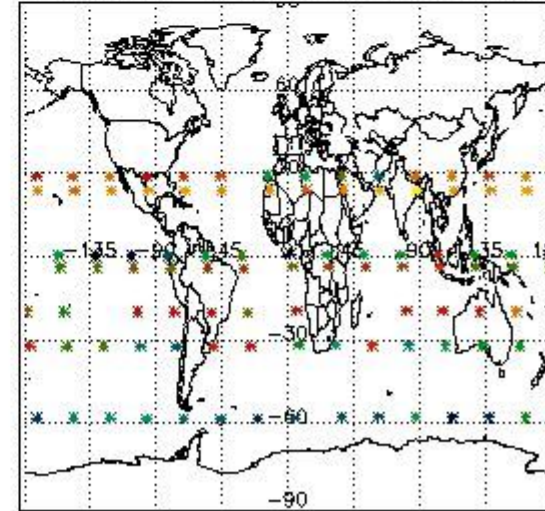
Percentage of flagged data per H2O profile



Percentage of flagged data per NO2 profile



Percentage of flagged data per NO3 profile

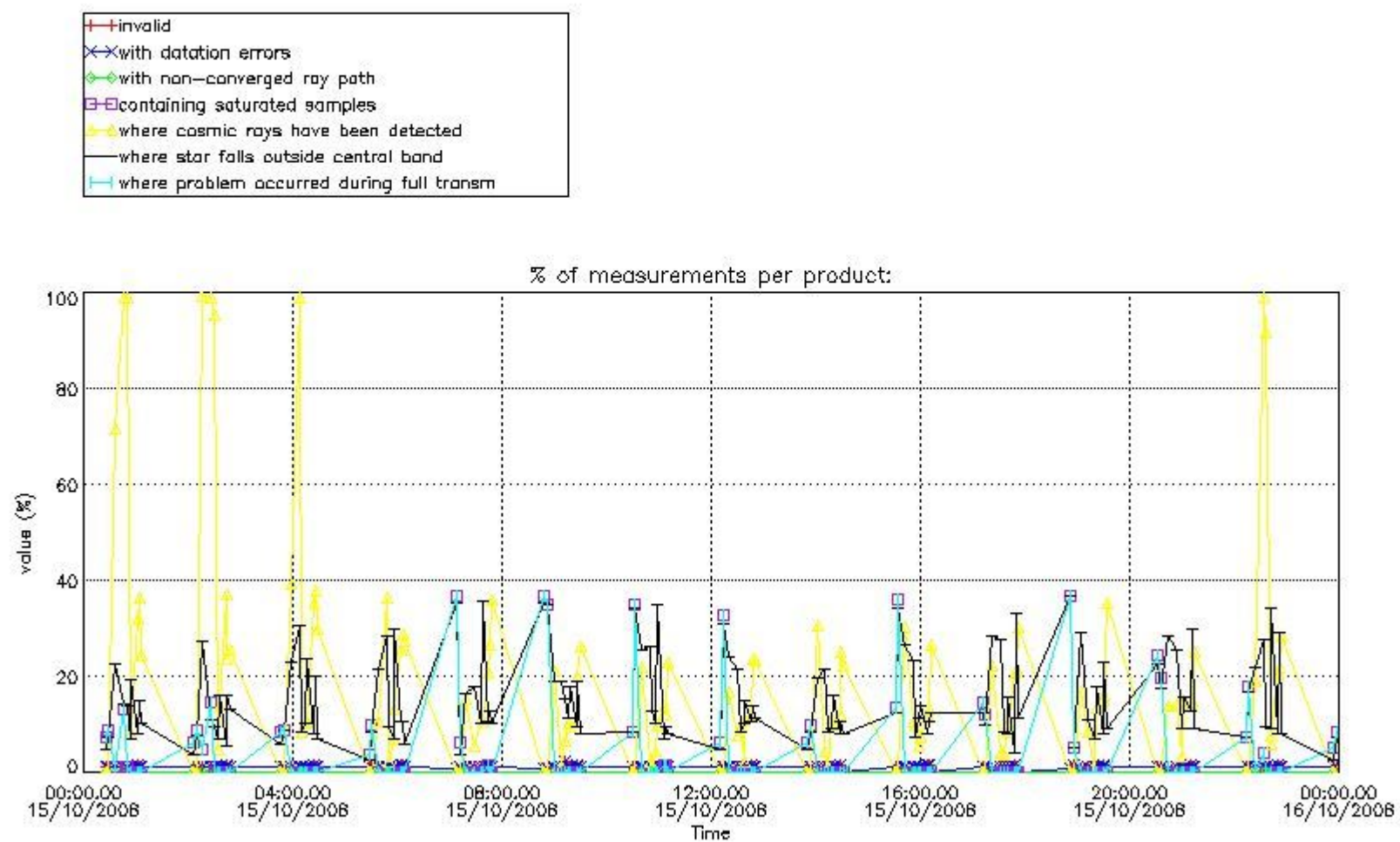


#### 4. Level 1 quality information per product

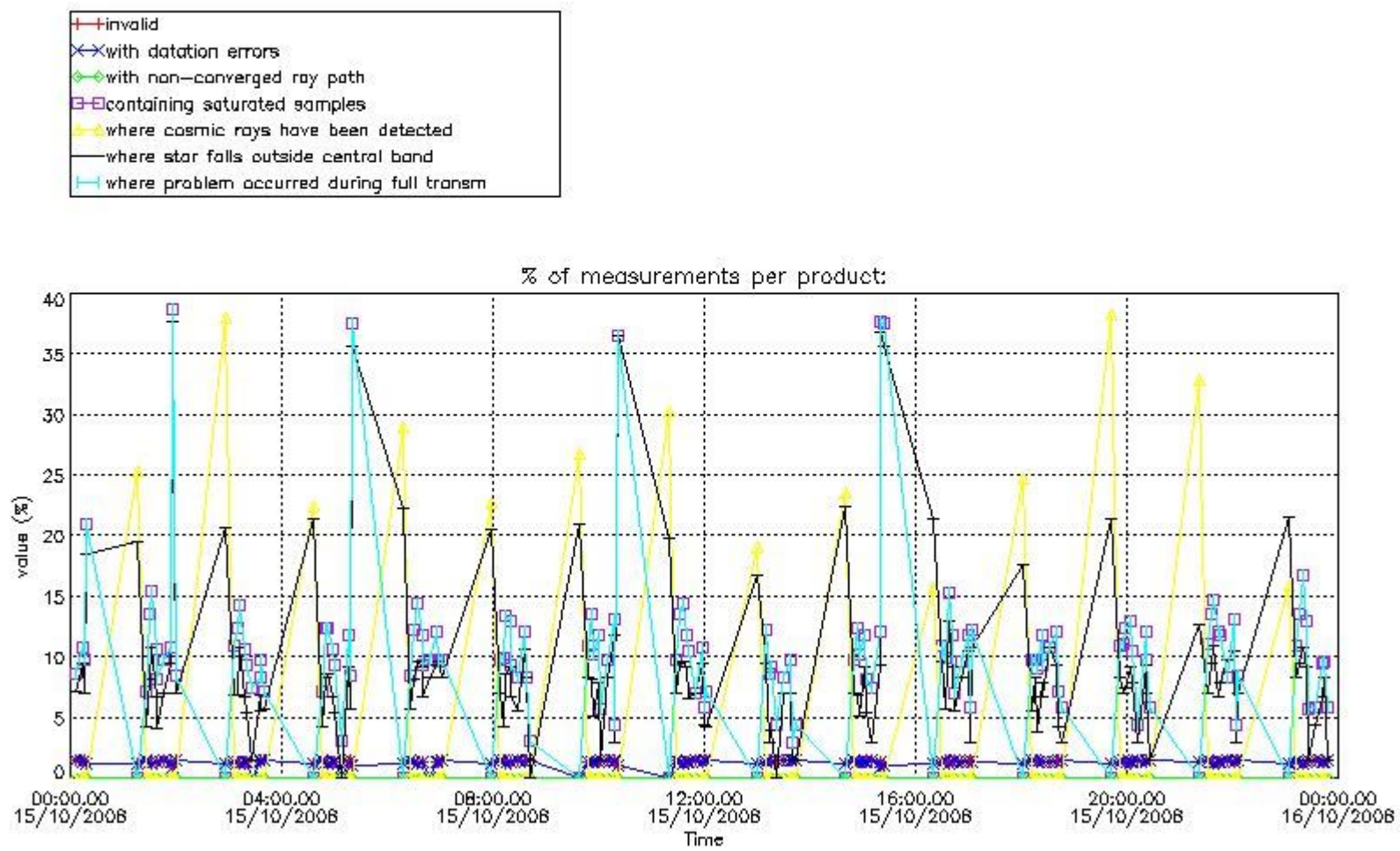
In this section it is plotted some information contained in the Quality Summary data set of the level 2 products that comes from the level 1b processing. Products without errors (error flag in the MPH set to "0") are used.

##### 4.1 Plot quality information per product (time dependant) coming from level 1b processing

###### 4.1.1 Plot level 1 quality information per product (time dependant): ENVISAT ASCENDING passes



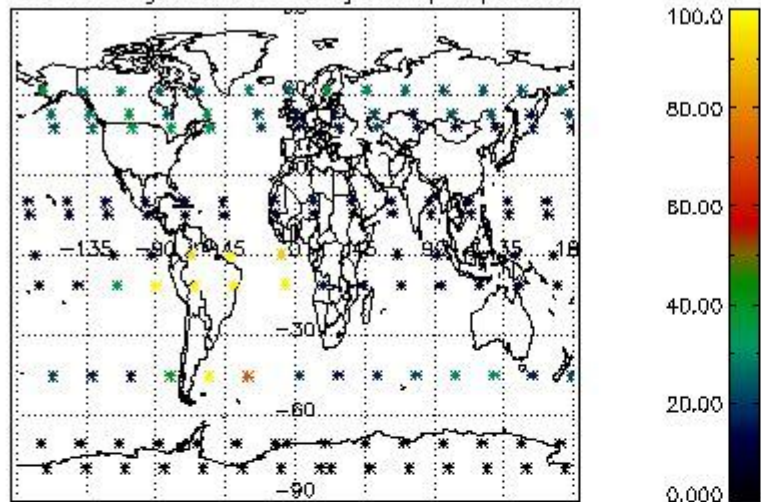
4.1.2 Plot level 1 quality information per product (time dependant): ENVI SAT DESCENDING passes



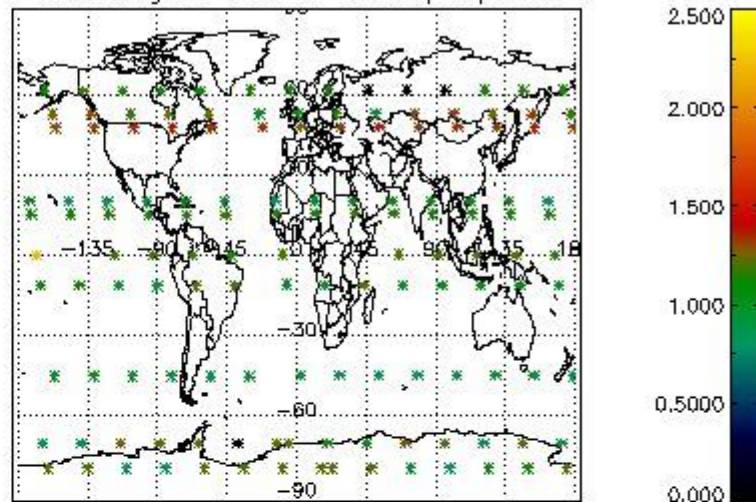
4.2 Plot quality information per product coming from level 1b processing (world map)

4.2.1 Plot level 1 quality information per product (world map): ENVISAT ASCENDING passes

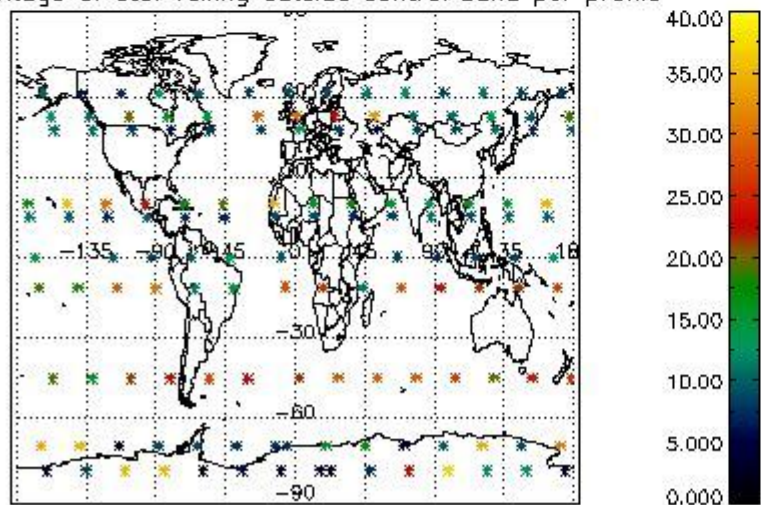
Percentage of cosmic ray hits per profile



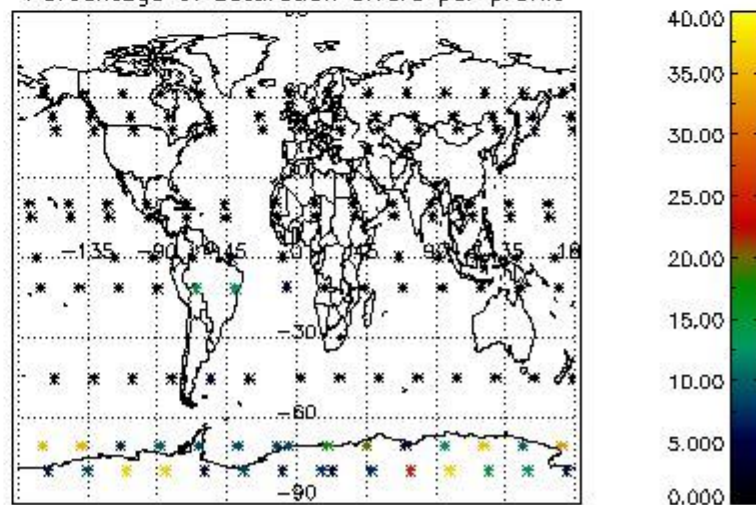
Percentage of datation errors per profile



Percentage of star falling outside central band per profile

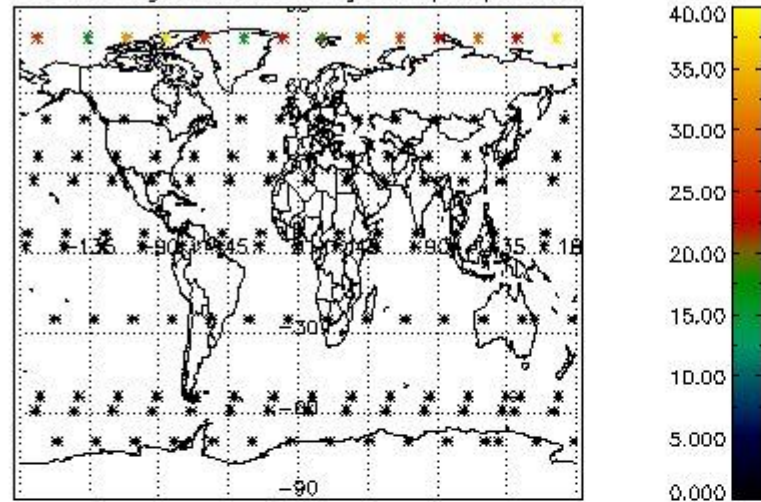


Percentage of saturation errors per profile

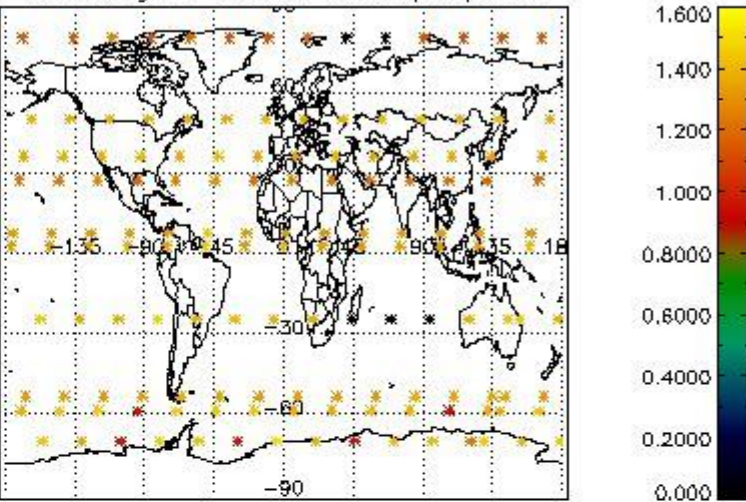


4.2.2 Plot level 1 quality information per product (world map): ENVISAT DESCENDING passes

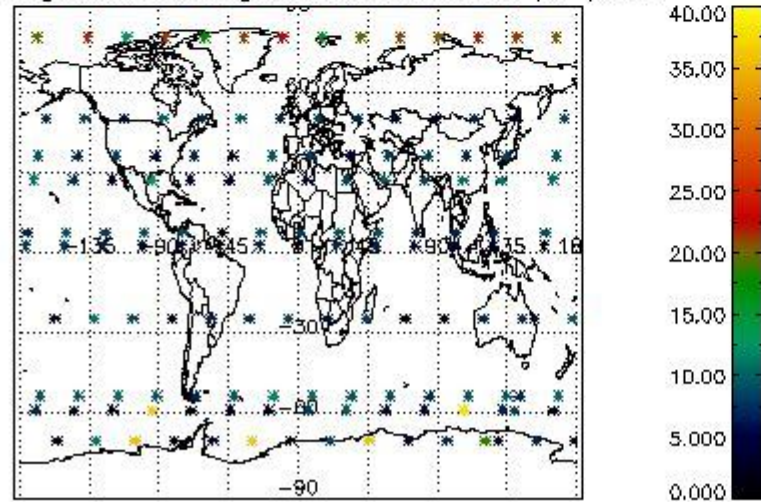
Percentage of cosmic ray hits per profile



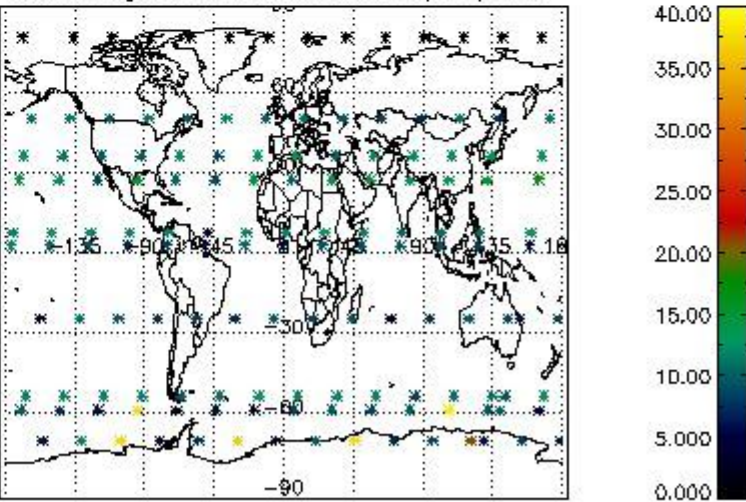
Percentage of datation errors per profile



Percentage of star falling outside central band per profile



Percentage of saturation errors per profile



## 5. Trace gas profiles

### 5.1 Ozone statistics based on quality of products

The final quality of the products can be "measured" using the STD (Standard Deviation) attached to every point profile. This information is written to the parameter GOM\_NL\_\_2P/NL\_LOCAL\_SPECIES\_DENSITY/o3\_std of the level 2 products. The table below shows the statistics for given STD ranges.

The statistics are given with respect to the overall valid production:

- Products without fatal errors: GOM\_NL\_\_2P/MPH/PRODUCT\_ERR=0
- Valid point profile: GOM\_NL\_\_2P/NL\_LOCAL\_SPECIES\_DENSITY/pcd(0)=0

The 'Criteria' is applied to valid points of dark limb products:

- Products in dark limb illumination condition: GOM\_NL\_\_2P/NL\_SUMMARY\_QUALITY/obs\_ill\_cond=0
- Products without fatal errors: GOM\_NL\_\_2P/MPH/PRODUCT\_ERR=0
- Valid point profile: GOM\_NL\_\_2P/NL\_LOCAL\_SPECIES\_DENSITY/pcd(0)=0

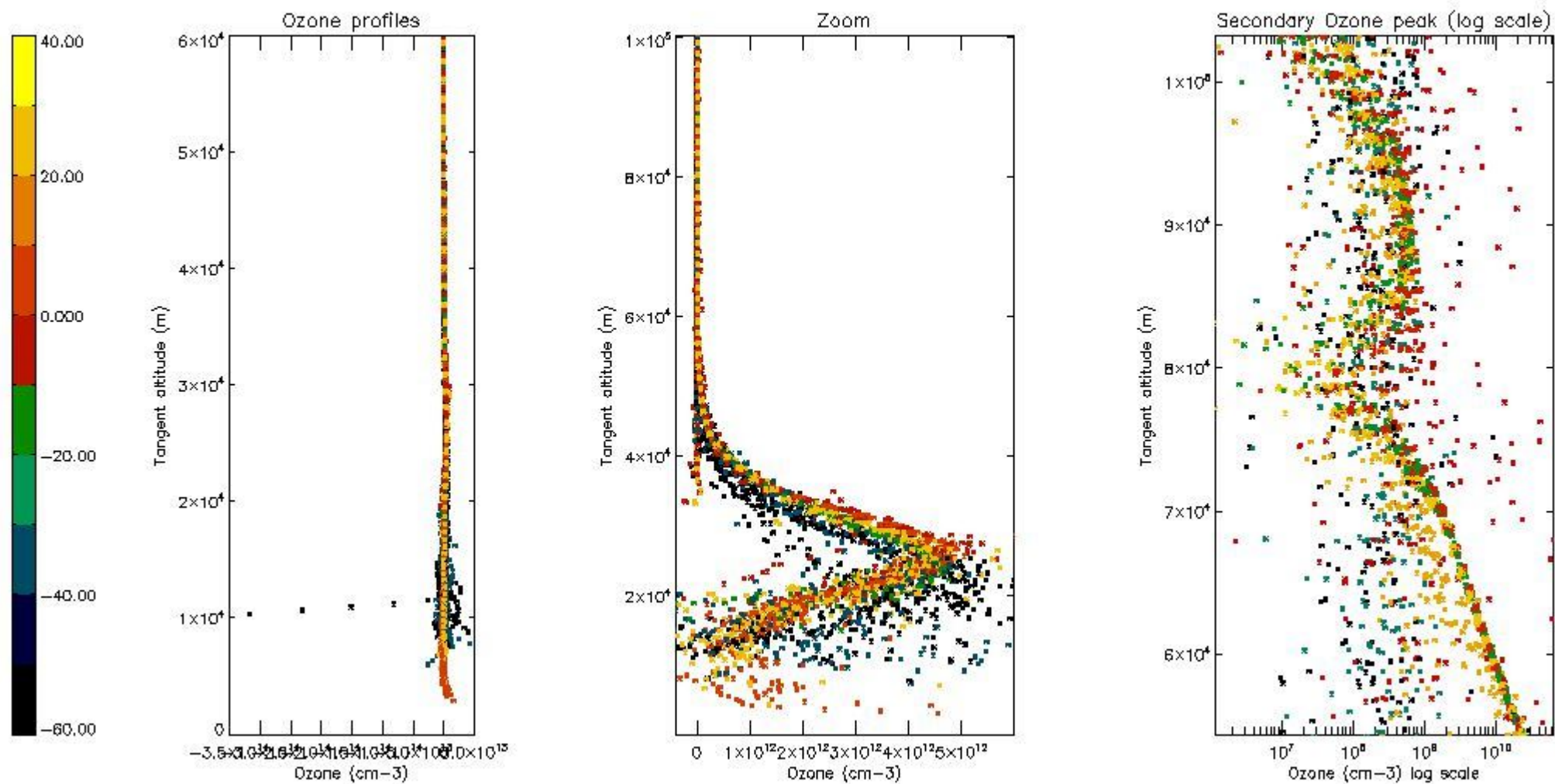
So, the table below shows the percentage of dark limb and valid observations for each criteria with respect to the overall valid daily observations.

Criteria	% of total production
All STD	38
STD < 20	18

STD < 10	13
STD < 5	9

5.2 Plot ozone profiles for all STD (dark without errors)

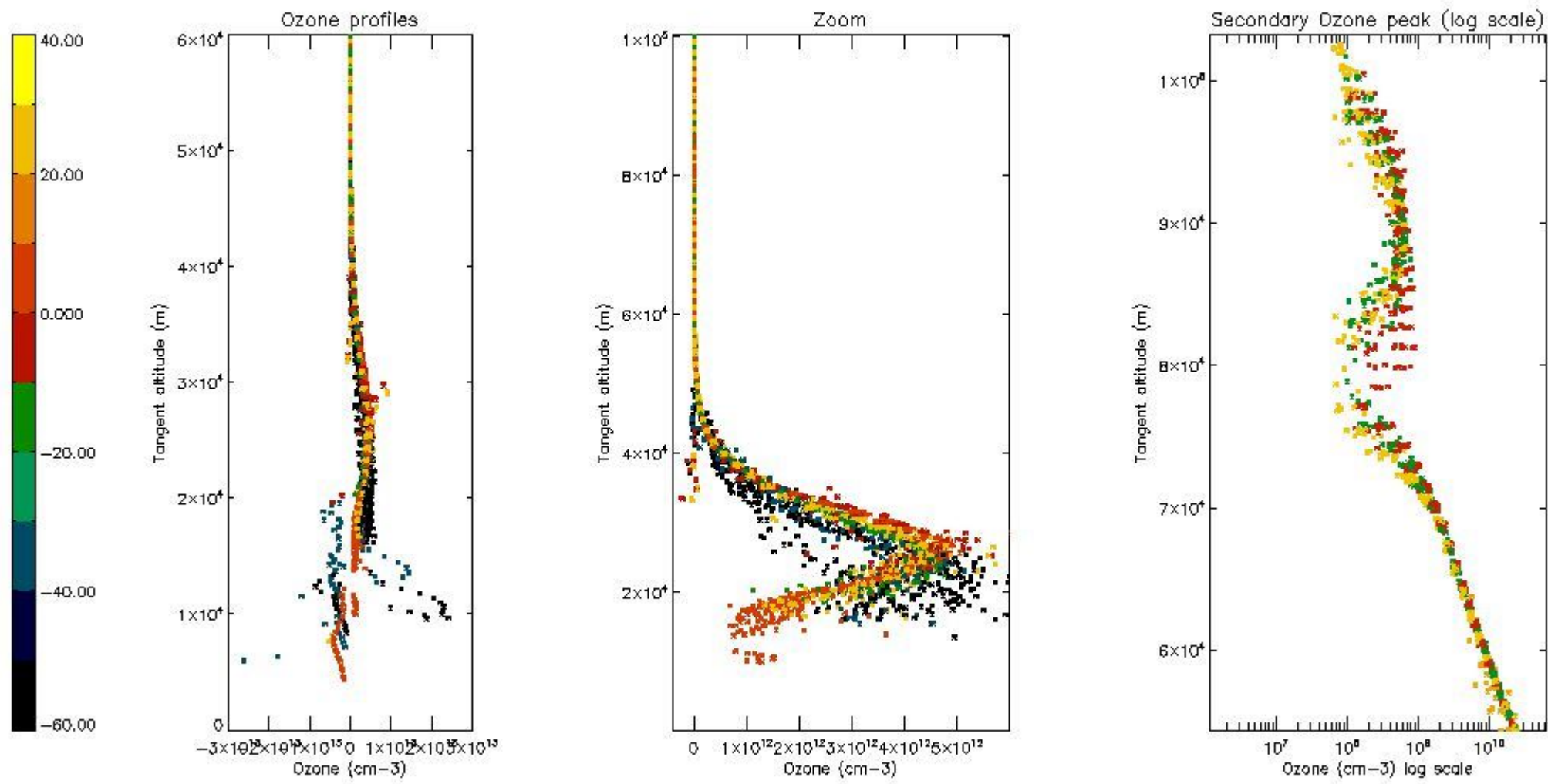
The colorbar represents the latitude.



5.3 Plot ozone profiles where STD < 20% (dark without errors)

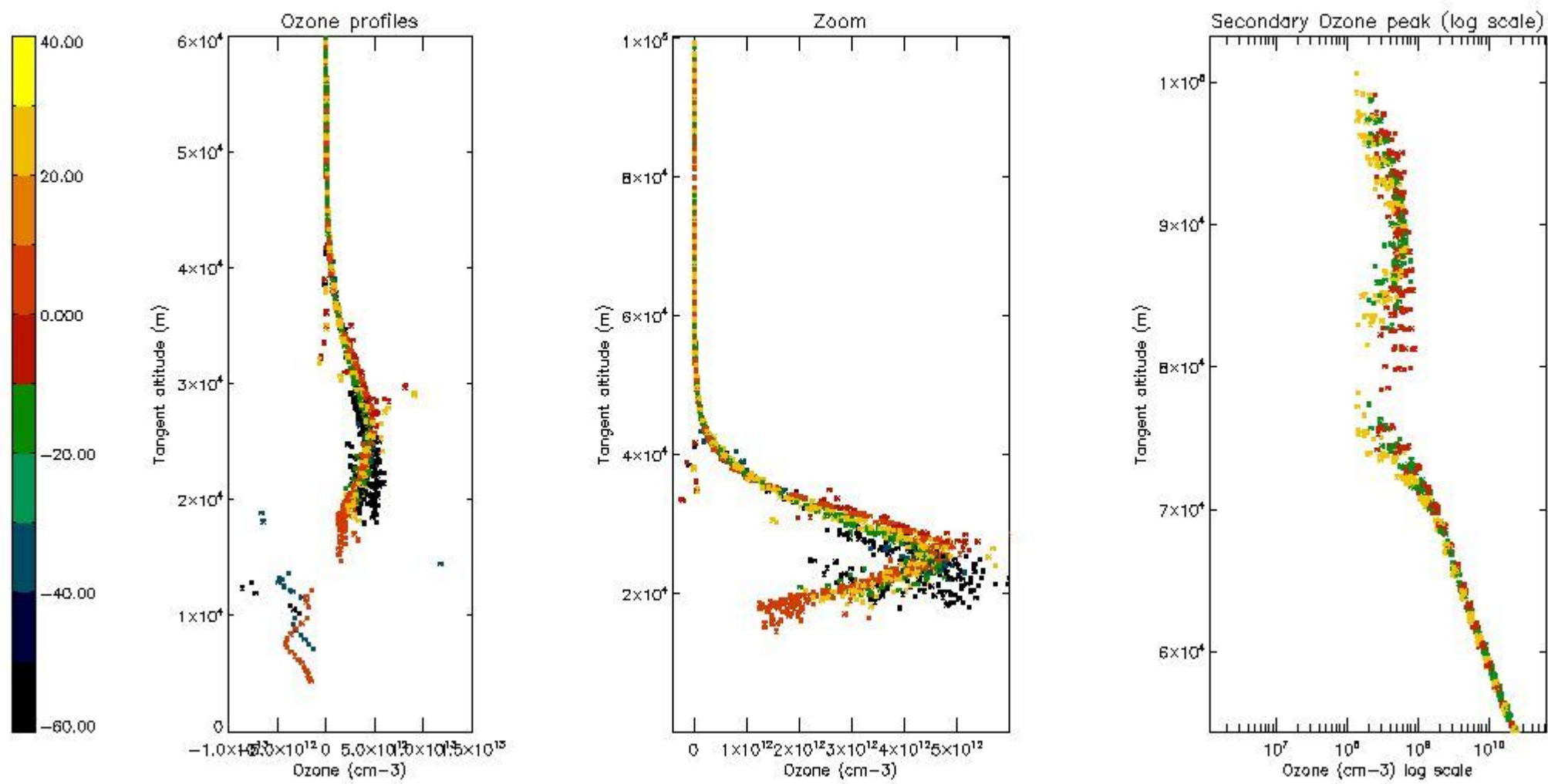
The colorbar represents the latitude.





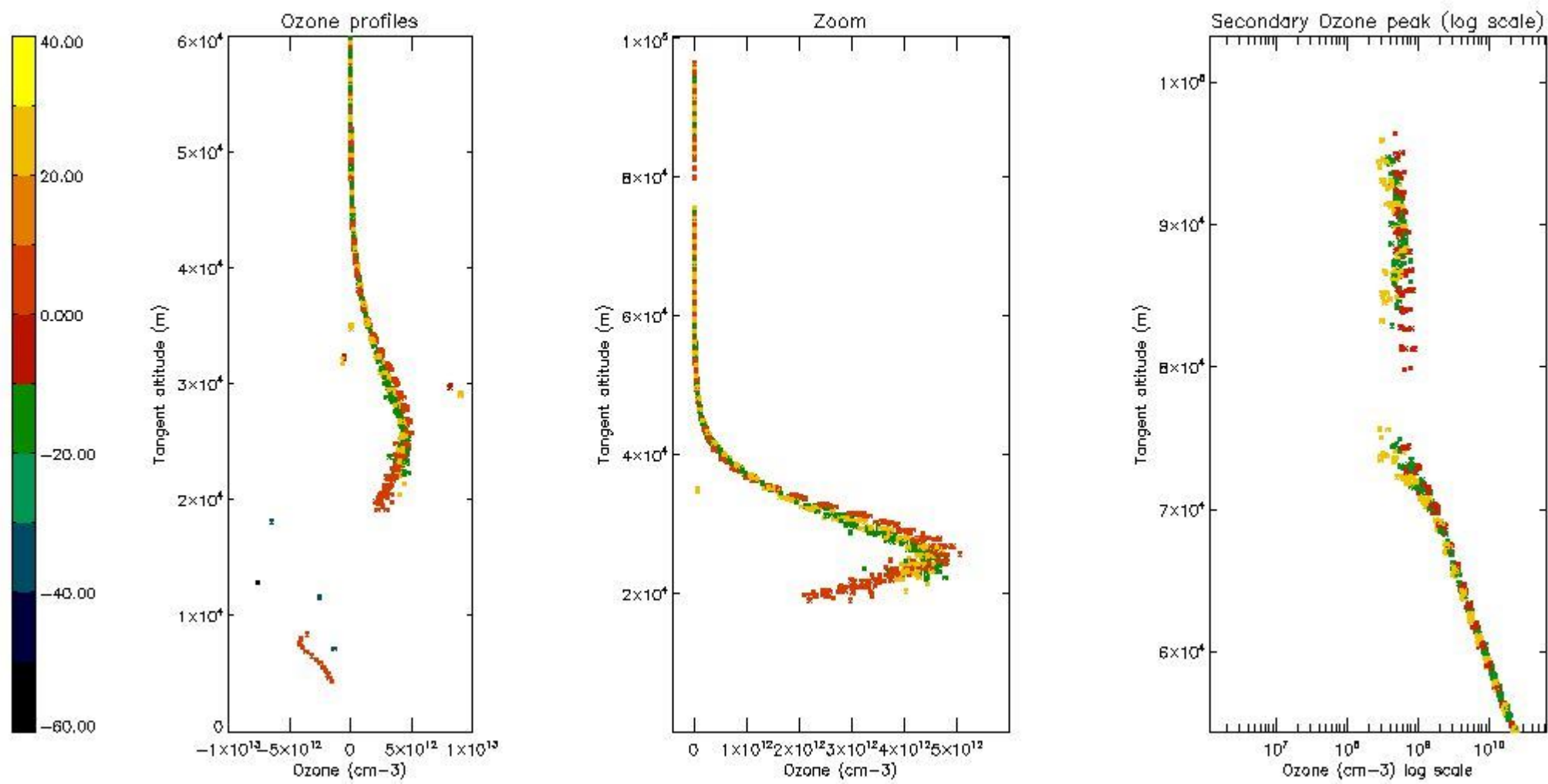
*5.4 Plot ozone profiles where STD < 10% (dark without errors)*

The colorbar represents the latitude.



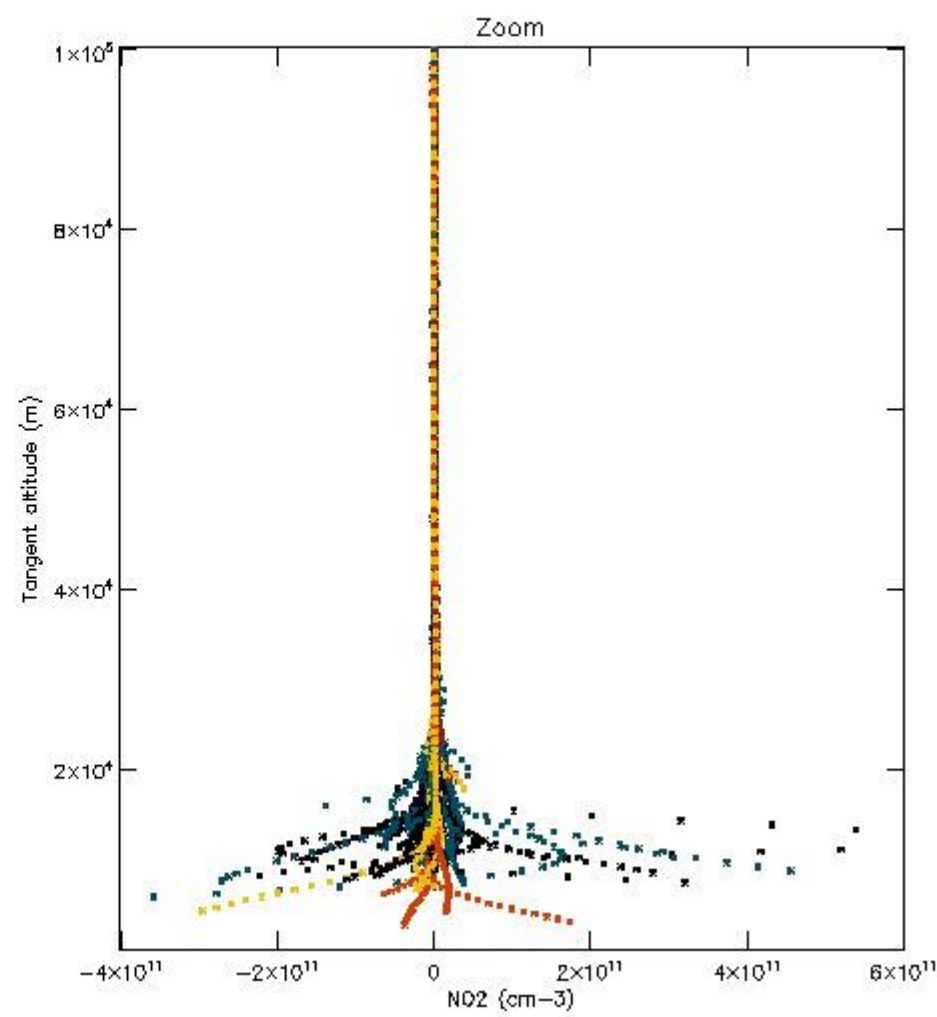
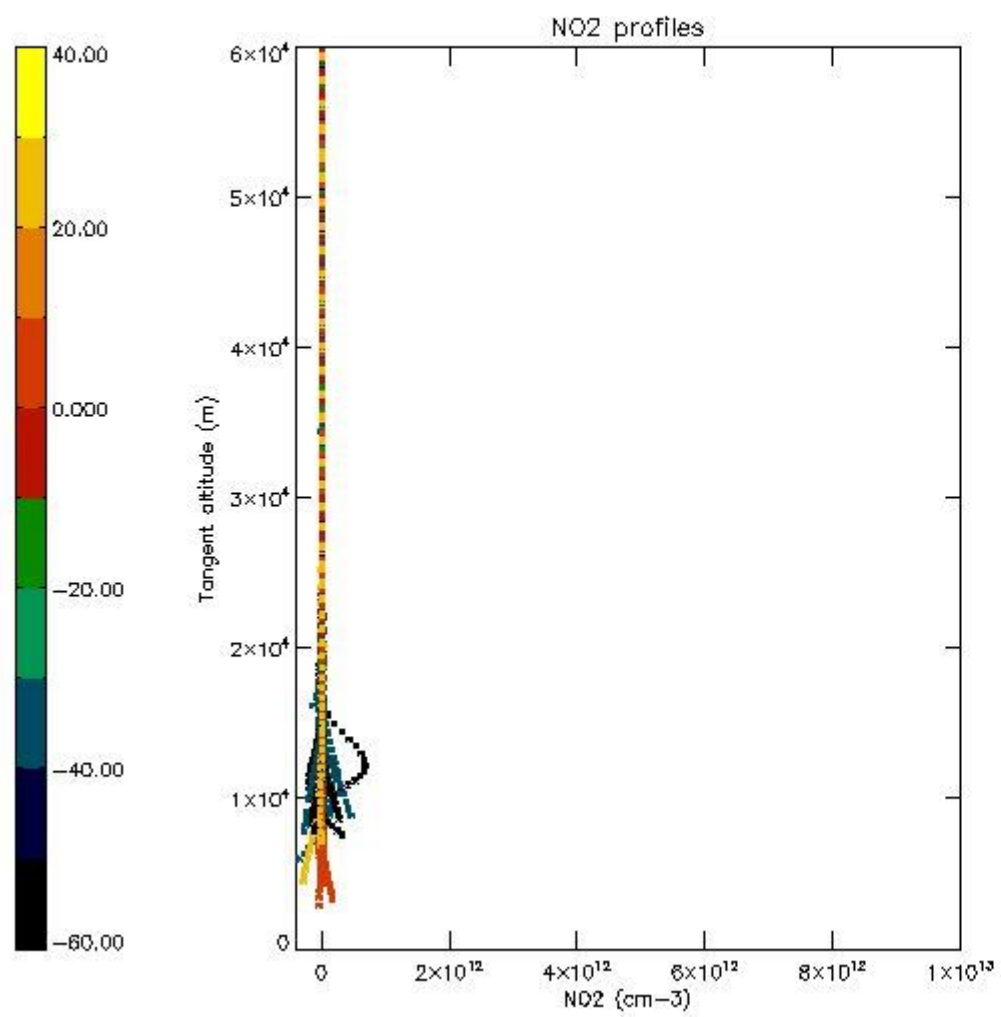
*5.5 Plot ozone profiles where STD < 5% (dark without errors)*

The colorbar represents the latitude.



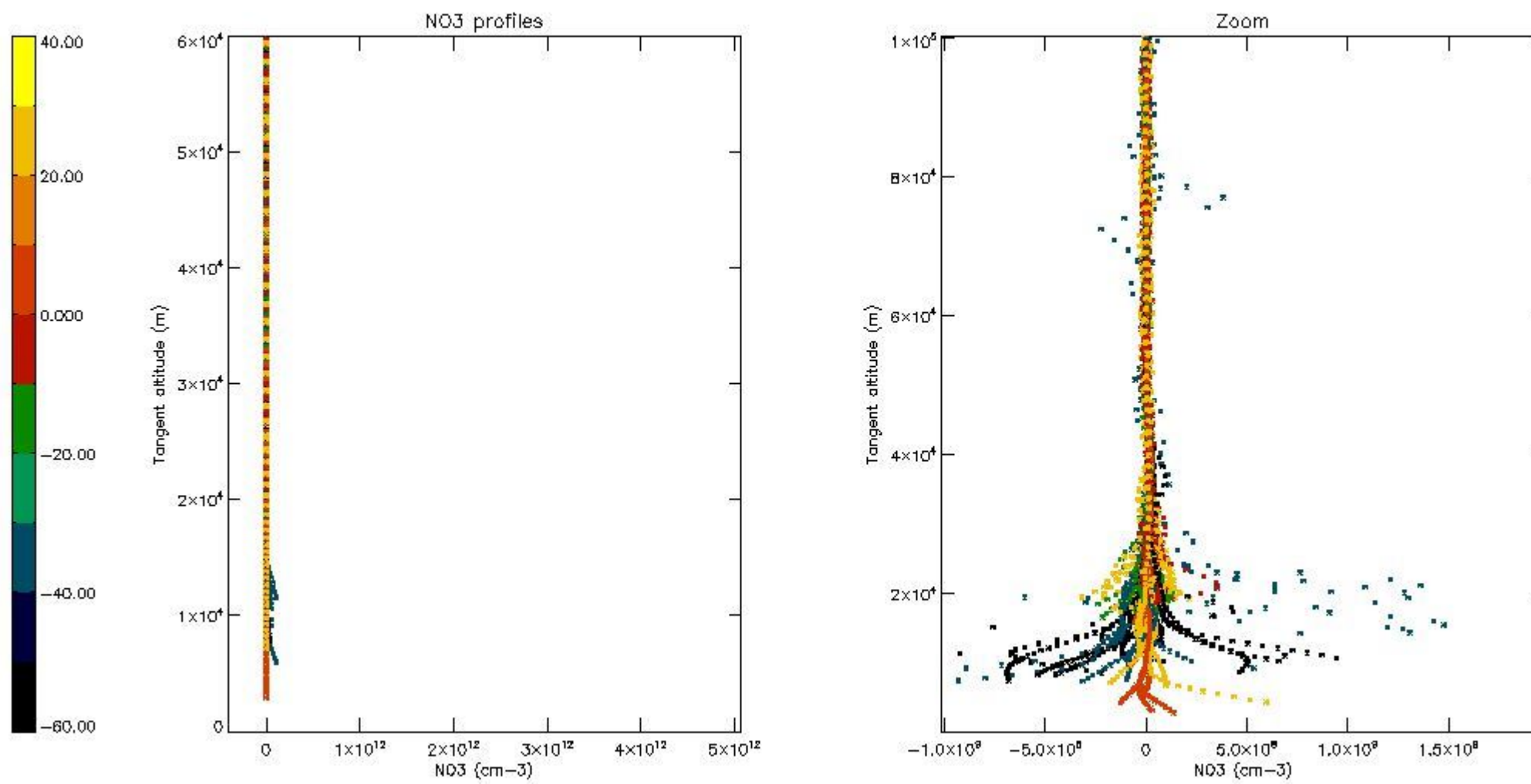
*5.6 Plot NO<sub>2</sub> profiles for all STD (dark without errors)*

The colorbar represents the latitude.



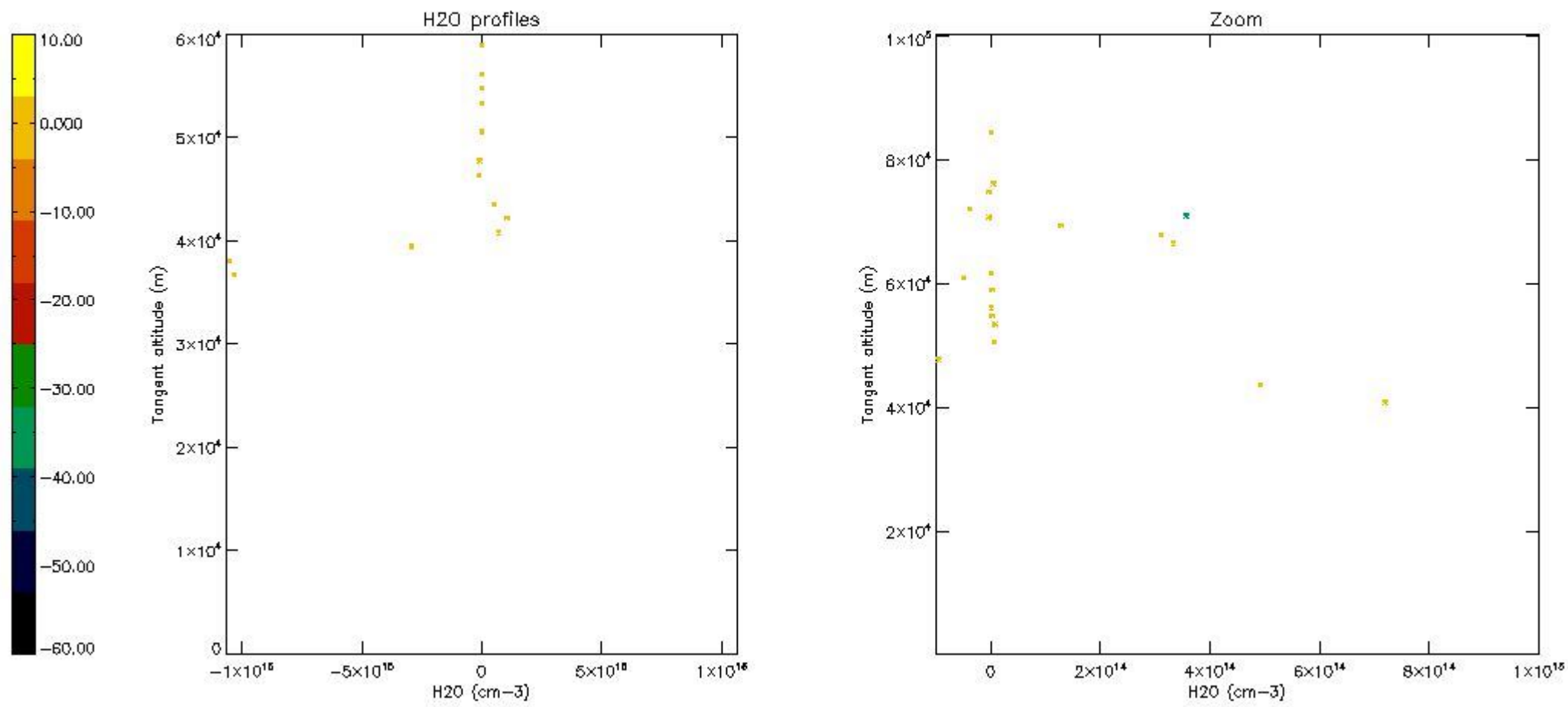
*5.7 Plot NO3 profiles for all STD (dark without errors)*

The colorbar represents the latitude.



*5.8 Plot H2O profiles for all STD (only for occultations of stars 1,2,3,4,13,14,16,26,63 dark without errors)*

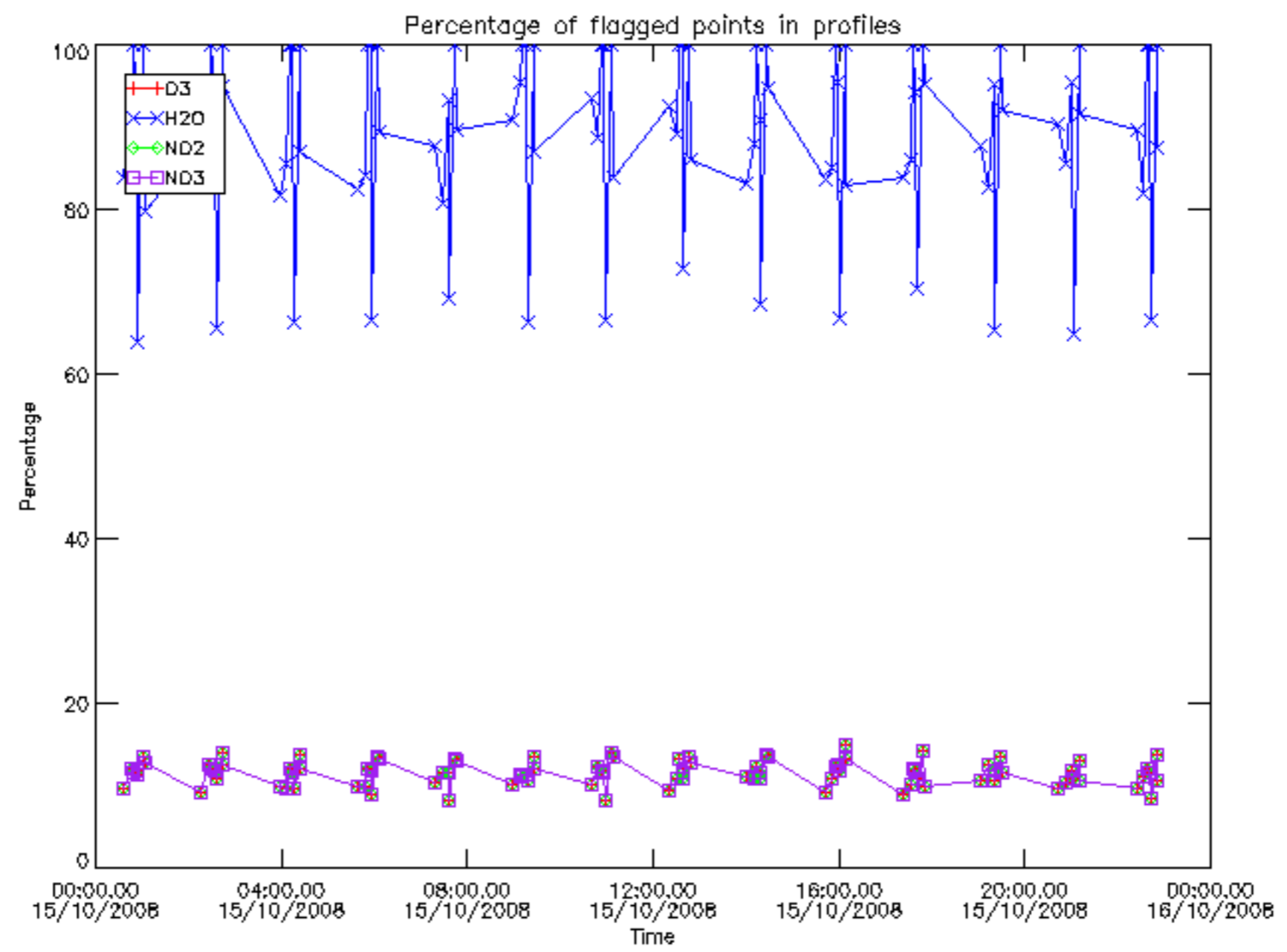
The colorbar represents the latitude.



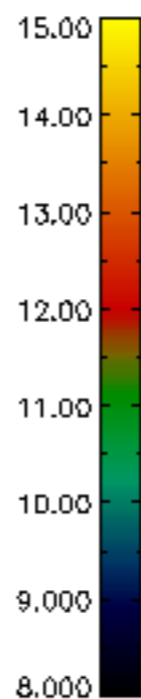
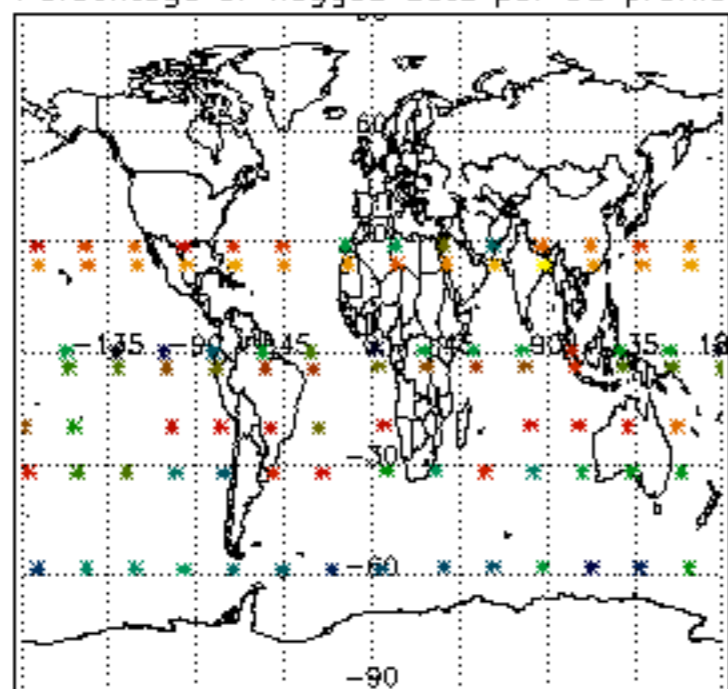
## 6. Auxiliary Data Files used for the production reported in section 2

The number reported in the third column indicates since which file (see list in section 2) the corresponding auxiliary file has been used. The fourth column is the date of those product files.

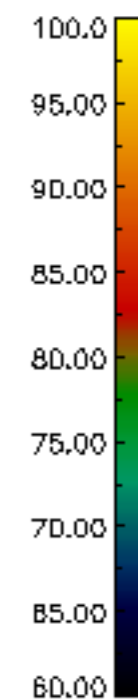
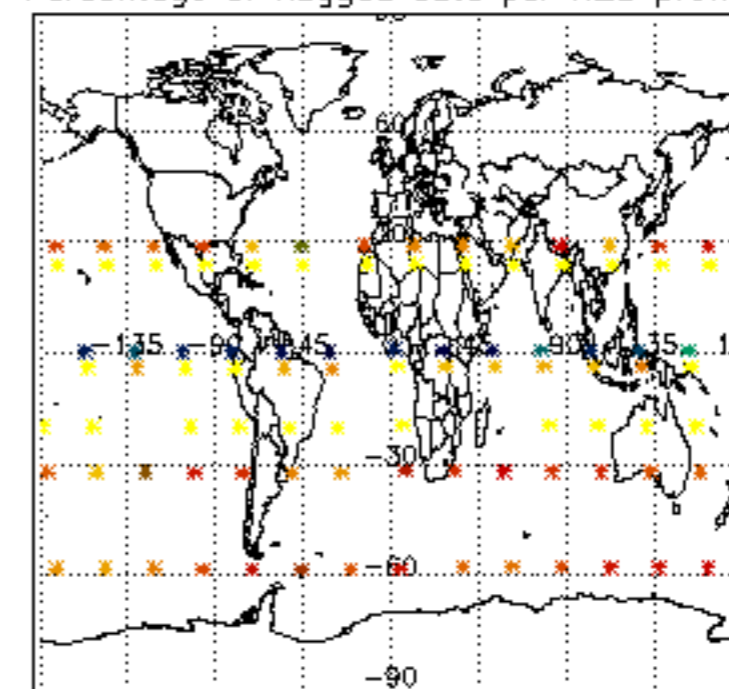
Type	Auxiliary Filename	Used since product	Used since product date
INST_PHYS_CHARACTERISTICS	GOM_INS_AXVIEC20091111_143220_20030716_120000_20500101_000000	1	15-OCT-2008 00:05:35
LEVEL-2_PROC_CONFIG	GOM_PR2_AXVIEC20091111_152718_20020301_000000_20500101_000000	1	15-OCT-2008 00:05:35
CROSS_SECTIONS_FILE	GOM_CRS_AXVIEC20091111_154832_20020301_000000_20500101_000000	1	15-OCT-2008 00:05:35



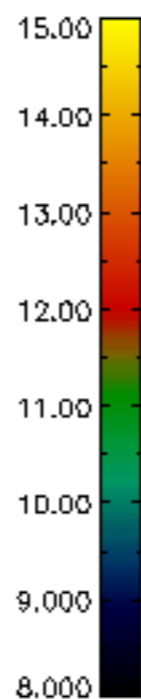
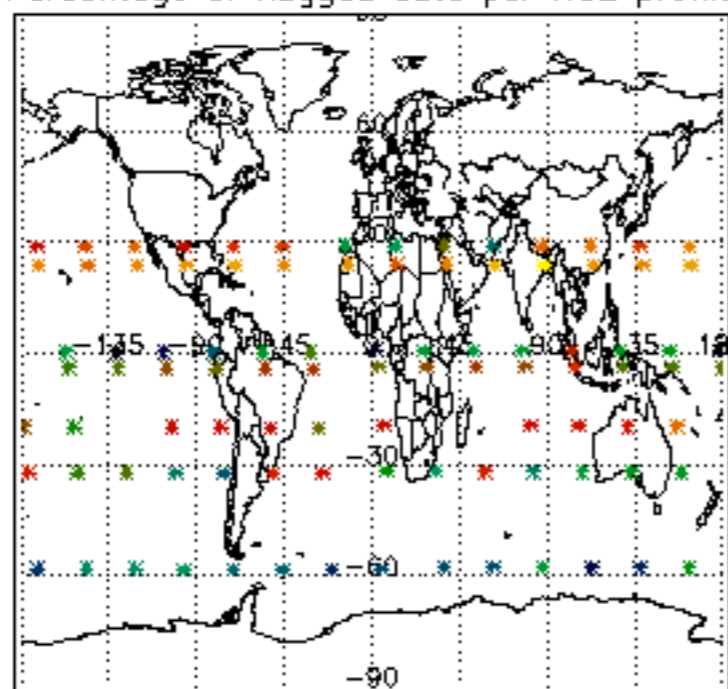
Percentage of flagged data per D3 profile



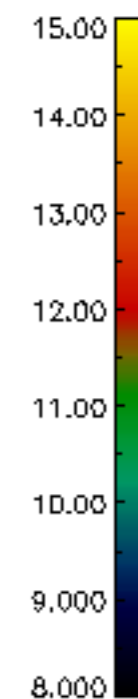
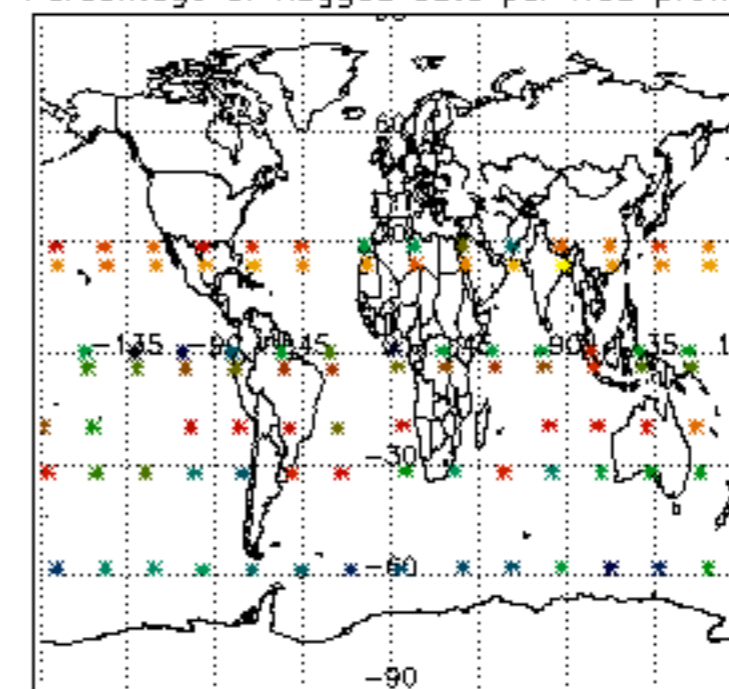
Percentage of flagged data per H2O profile



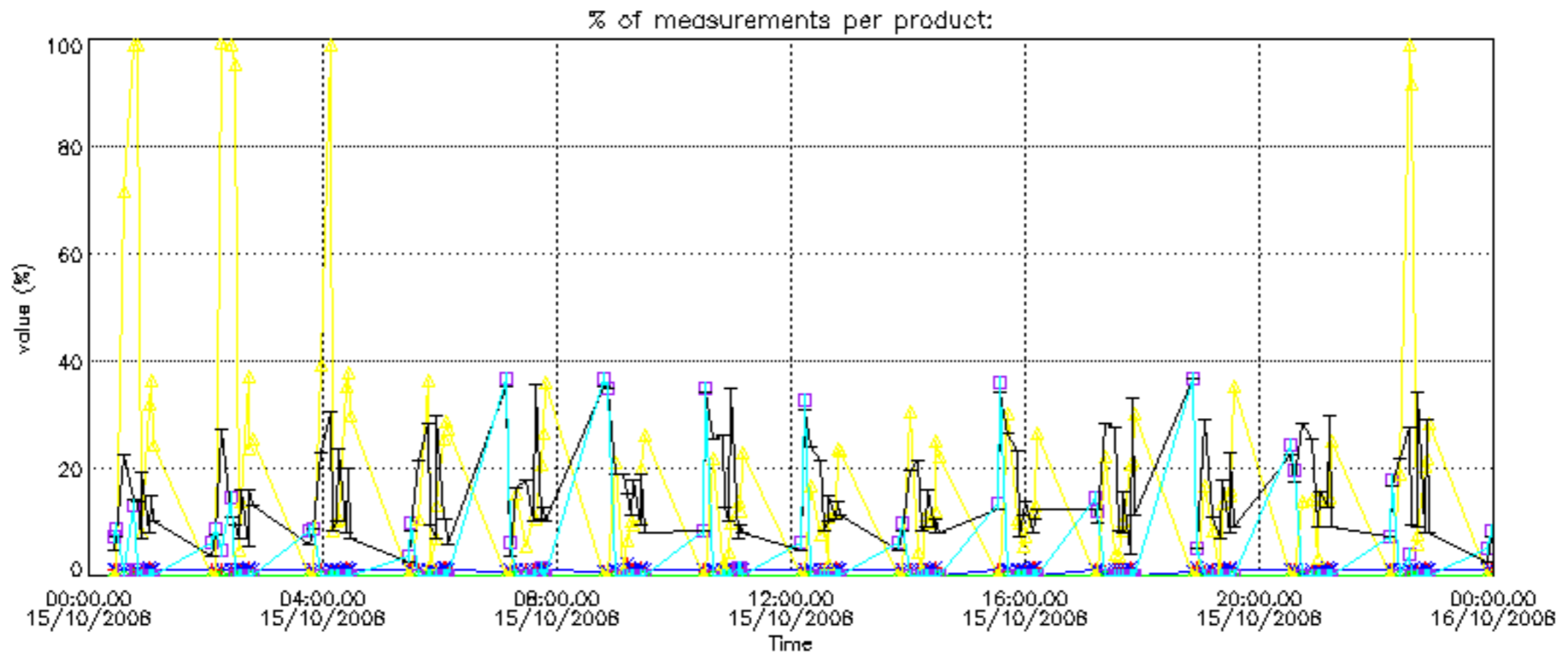
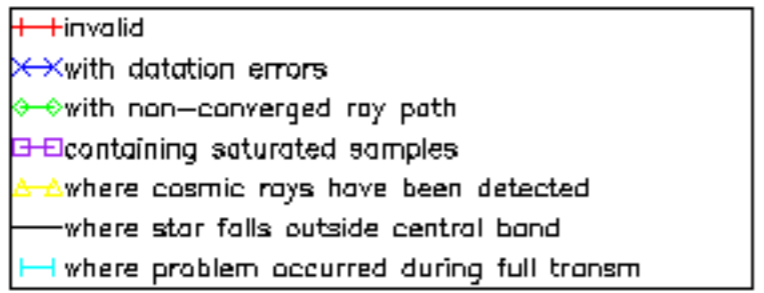
Percentage of flagged data per NO2 profile

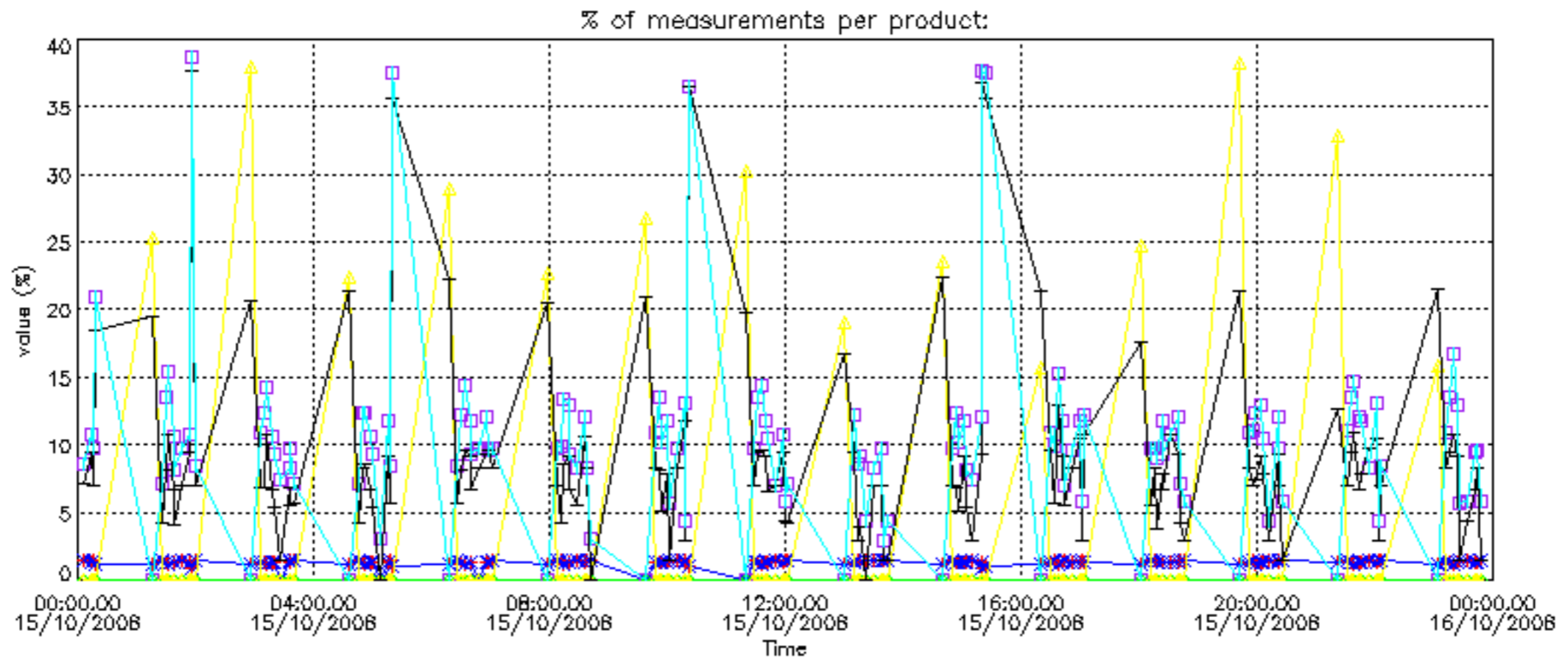
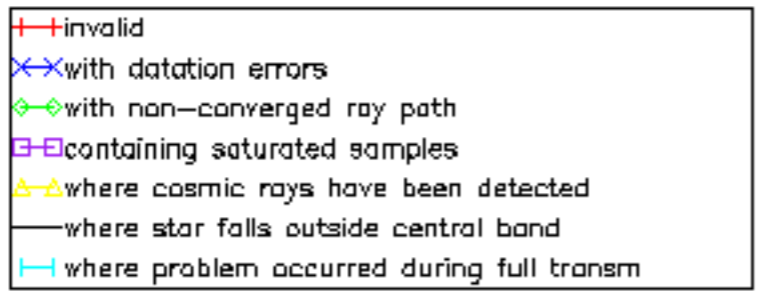


Percentage of flagged data per NO3 profile

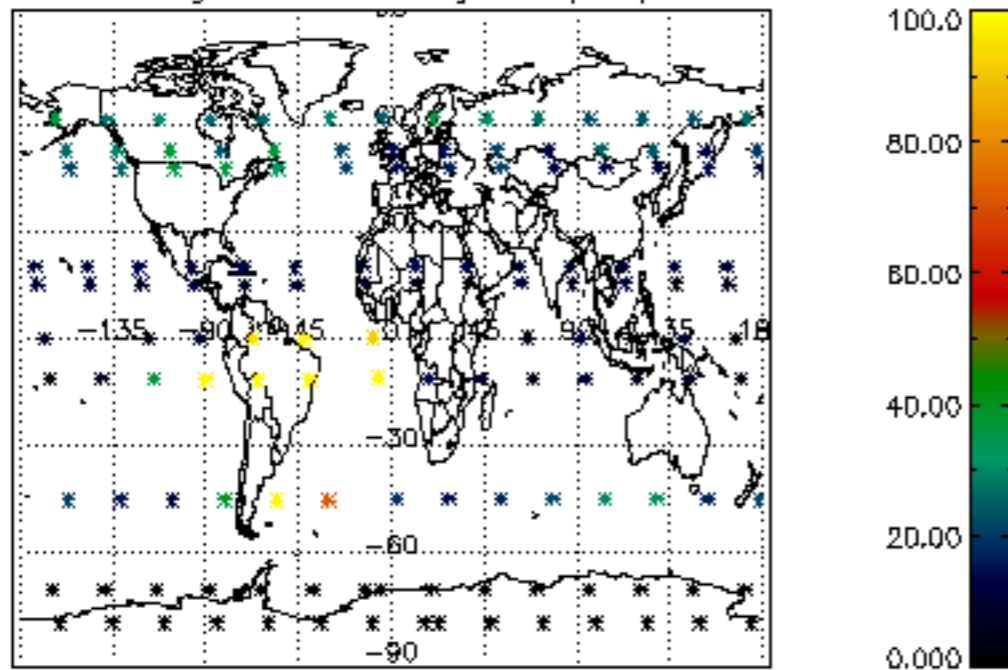




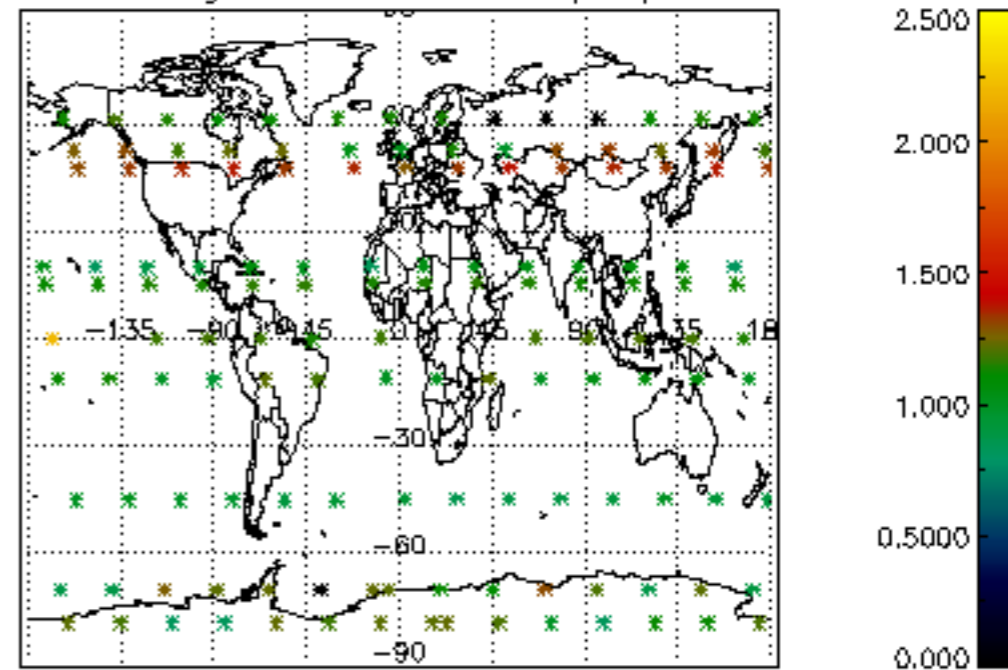




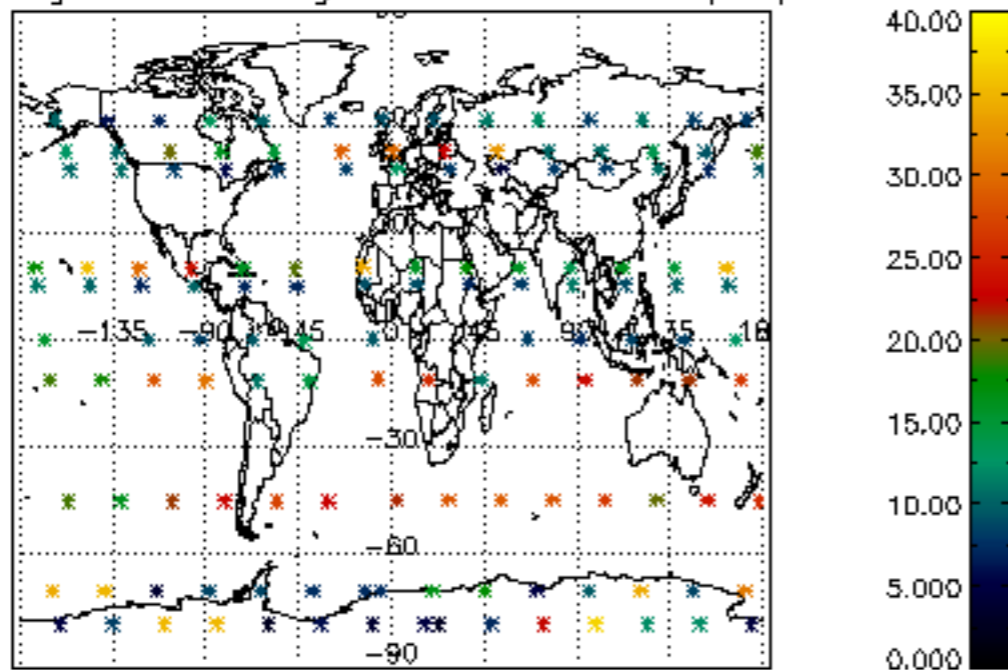
Percentage of cosmic ray hits per profile



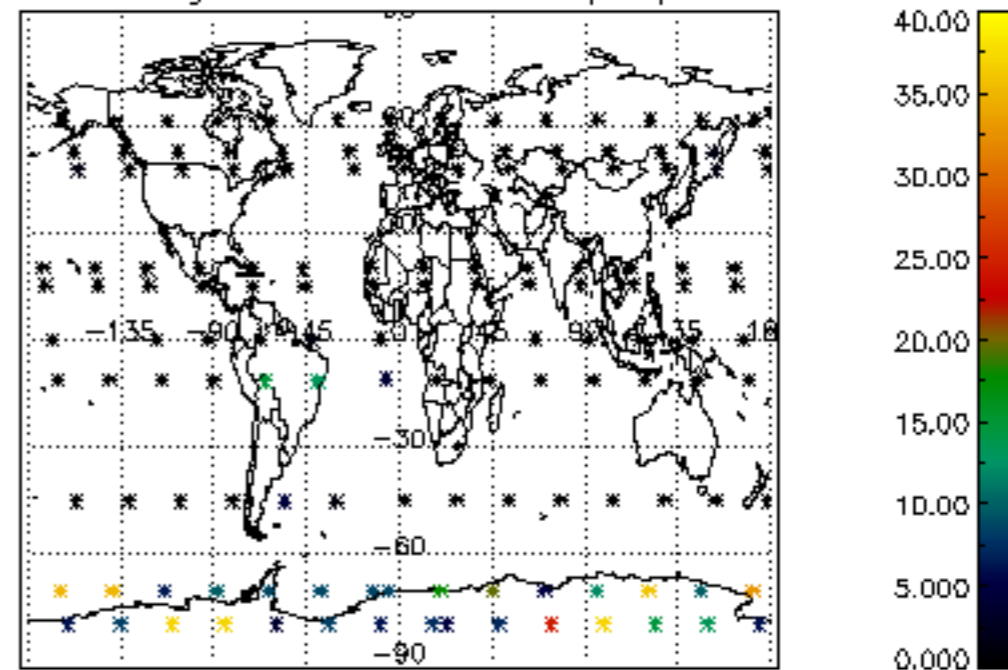
Percentage of datation errors per profile



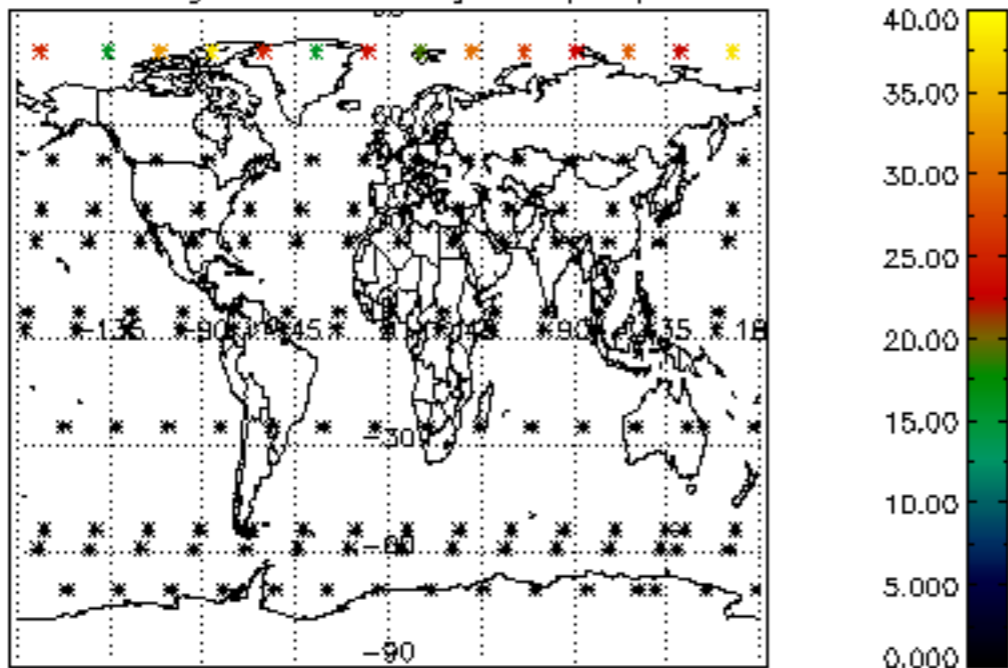
Percentage of star falling outside central band per profile



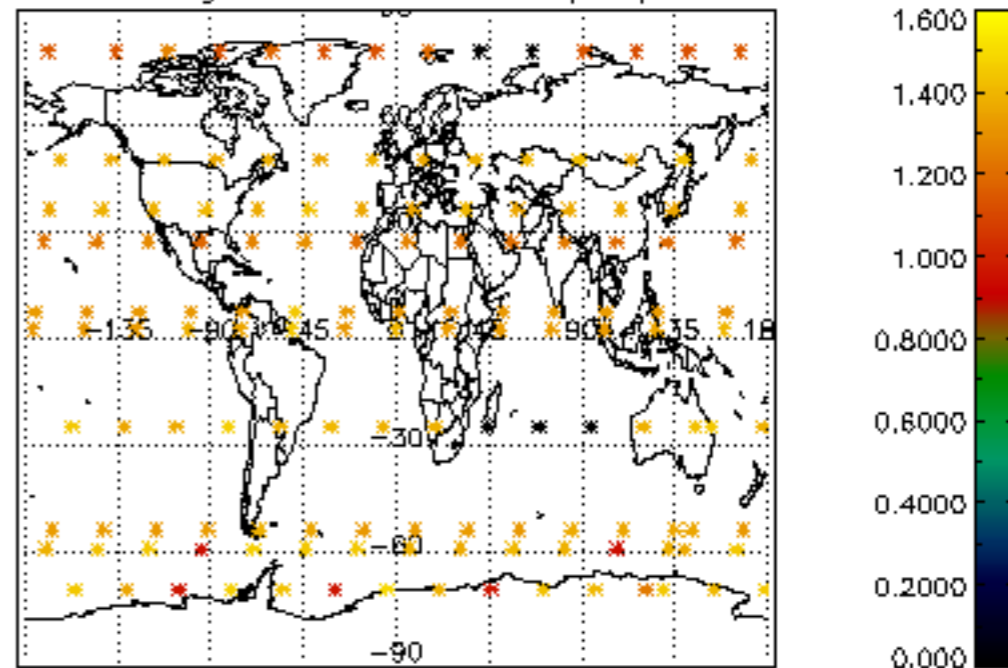
Percentage of saturation errors per profile



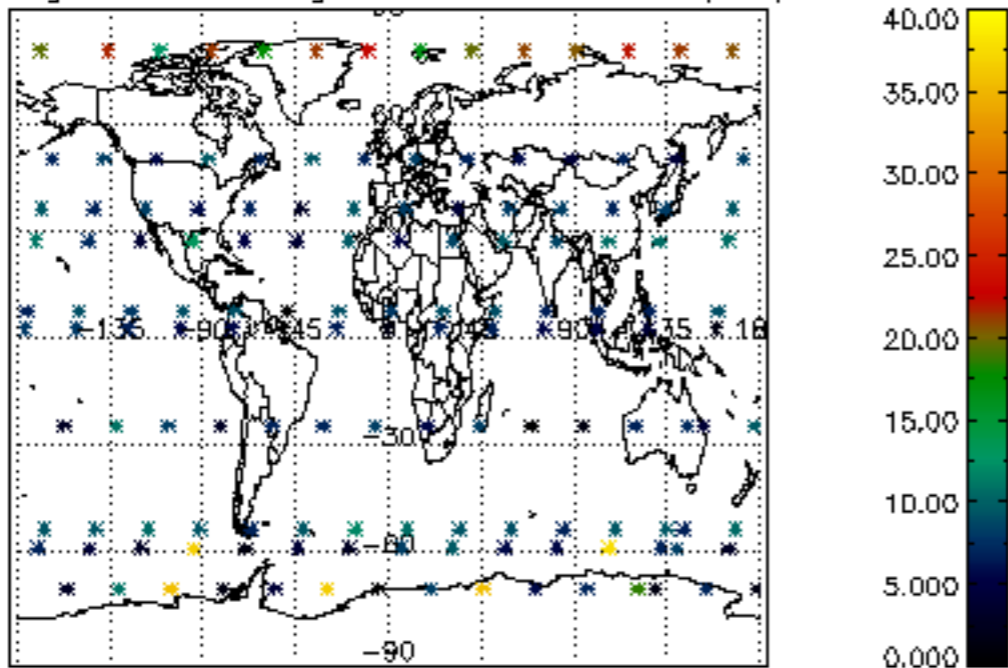
Percentage of cosmic ray hits per profile



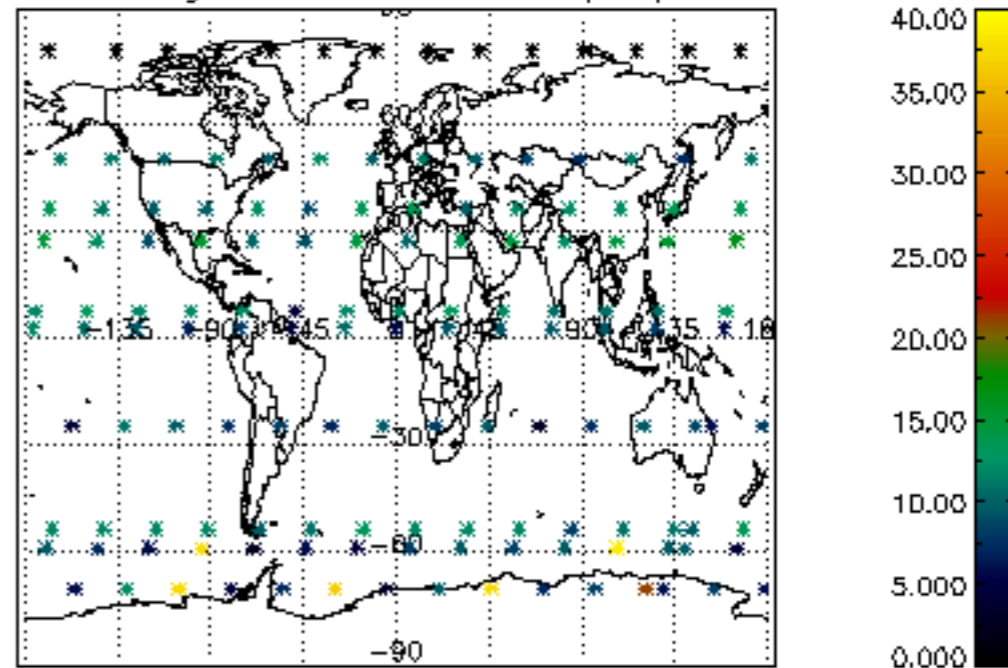
Percentage of datation errors per profile

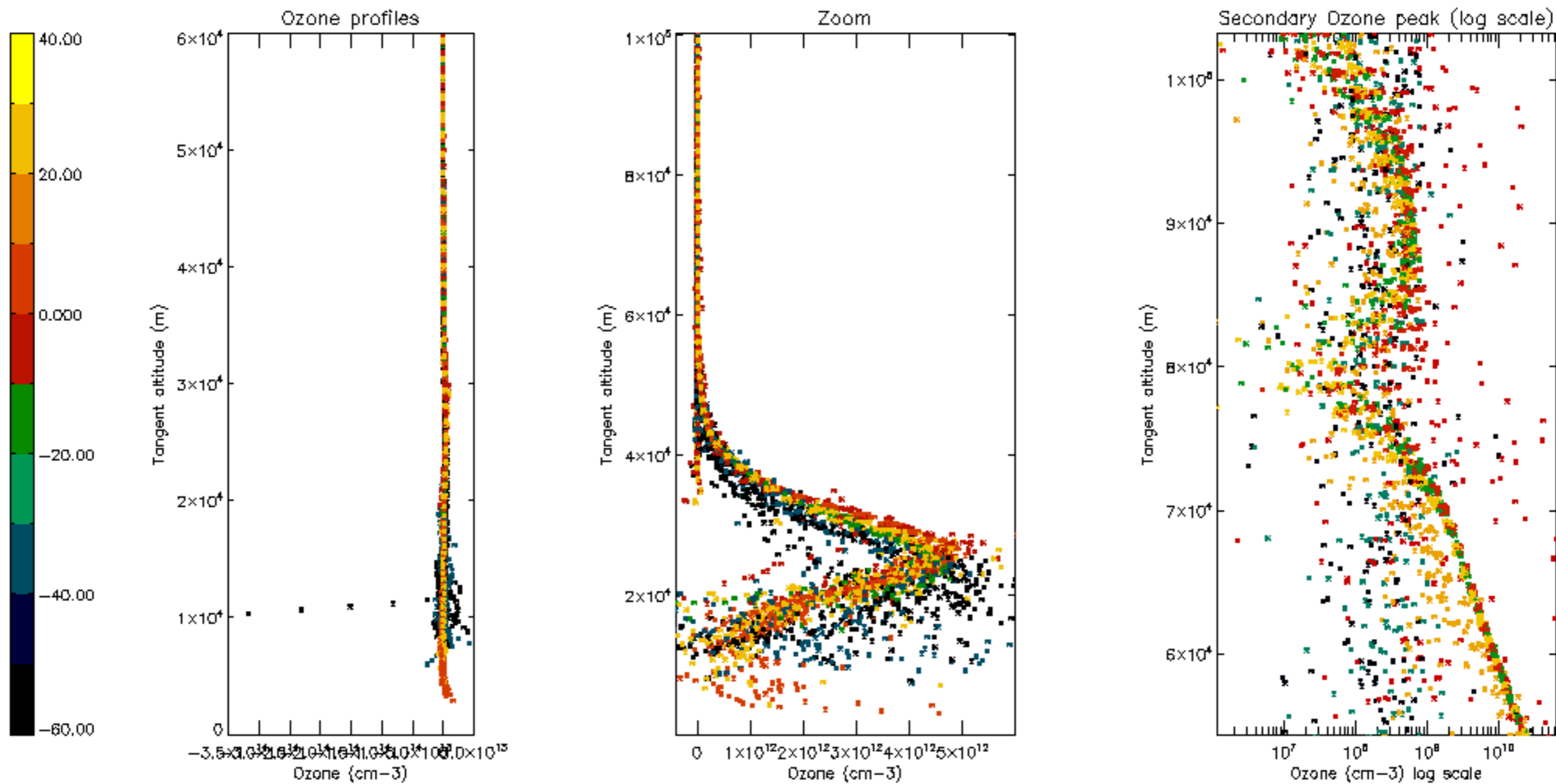


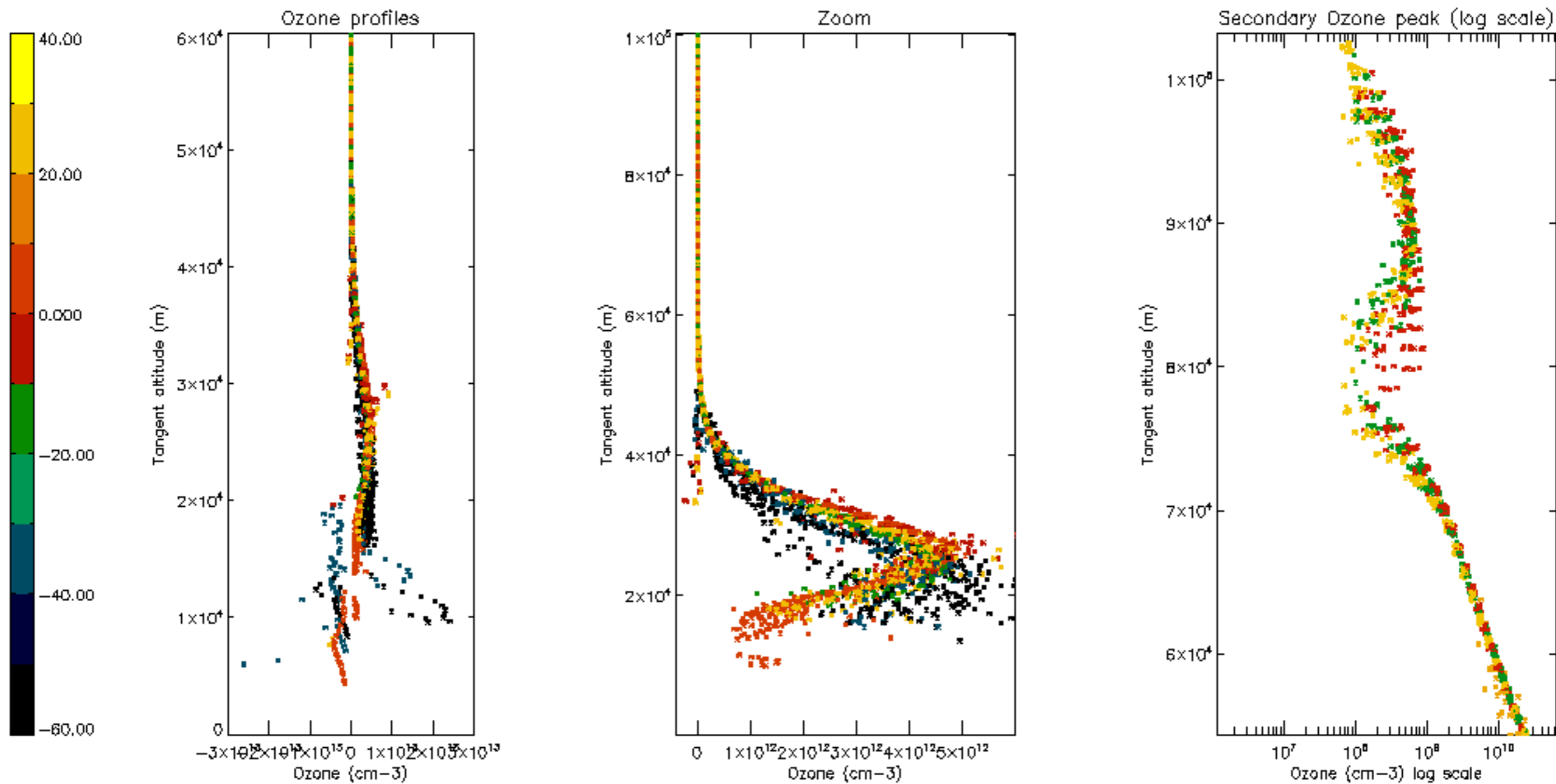
Percentage of star falling outside central band per profile

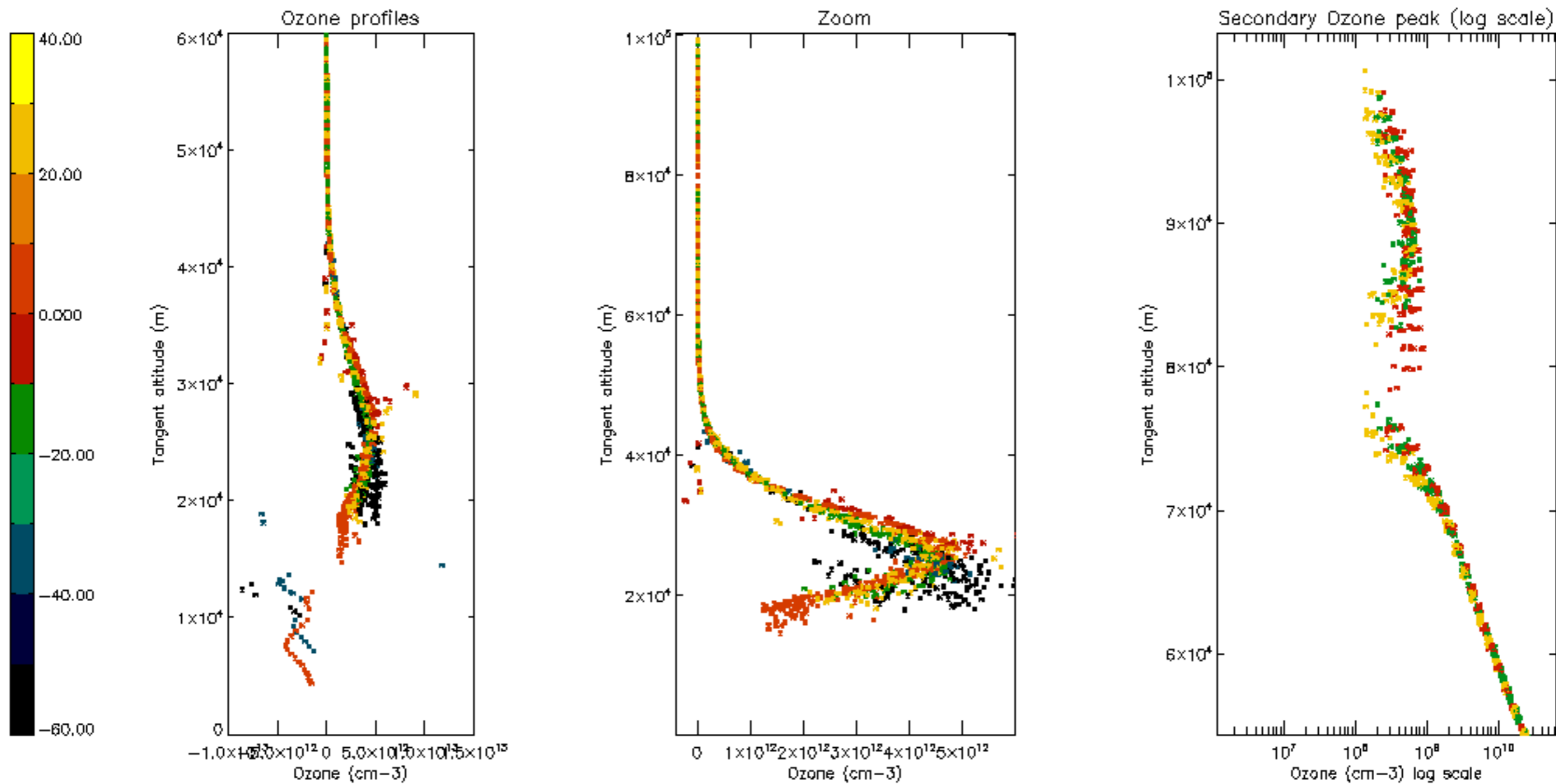


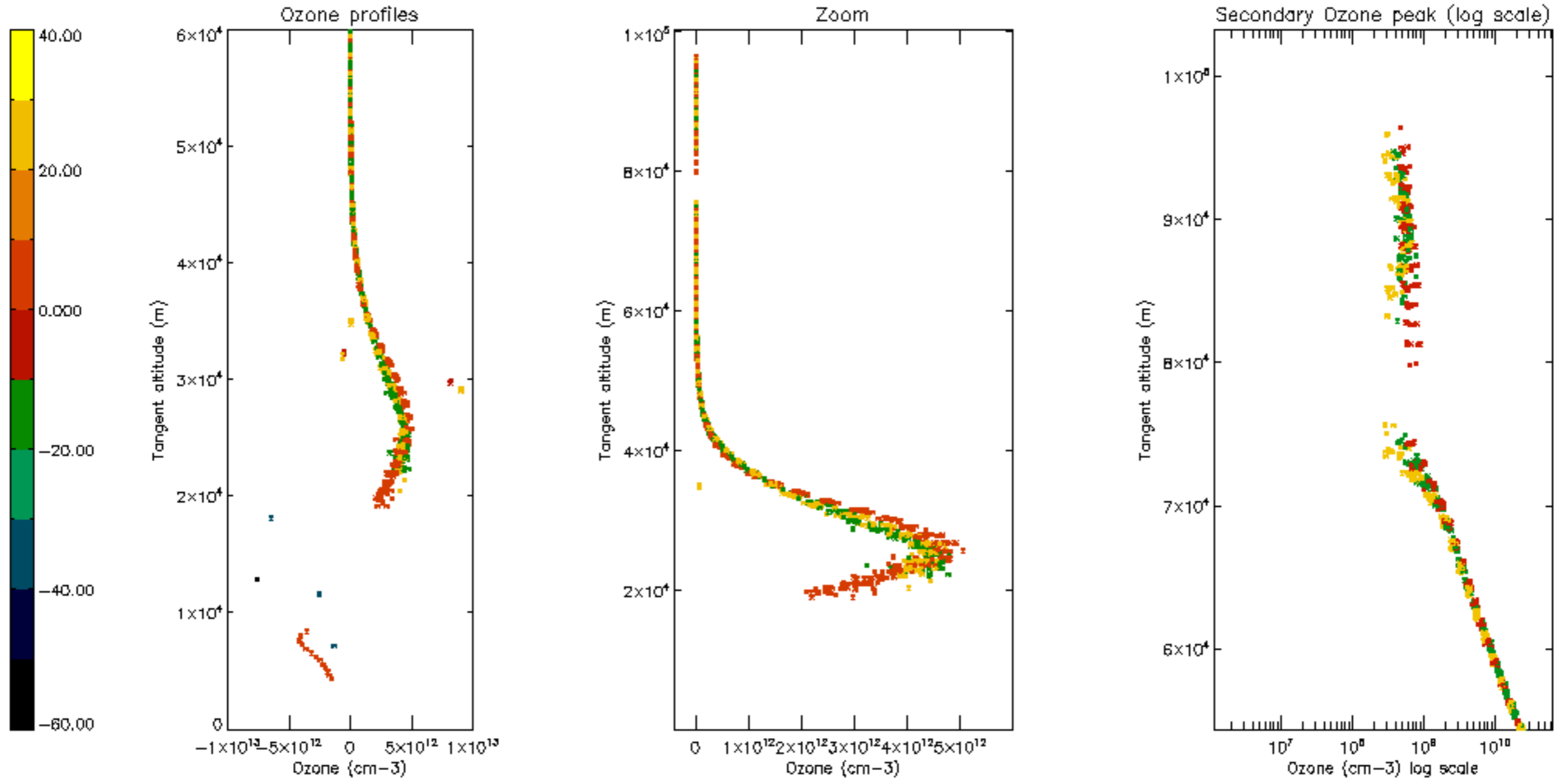
Percentage of saturation errors per profile



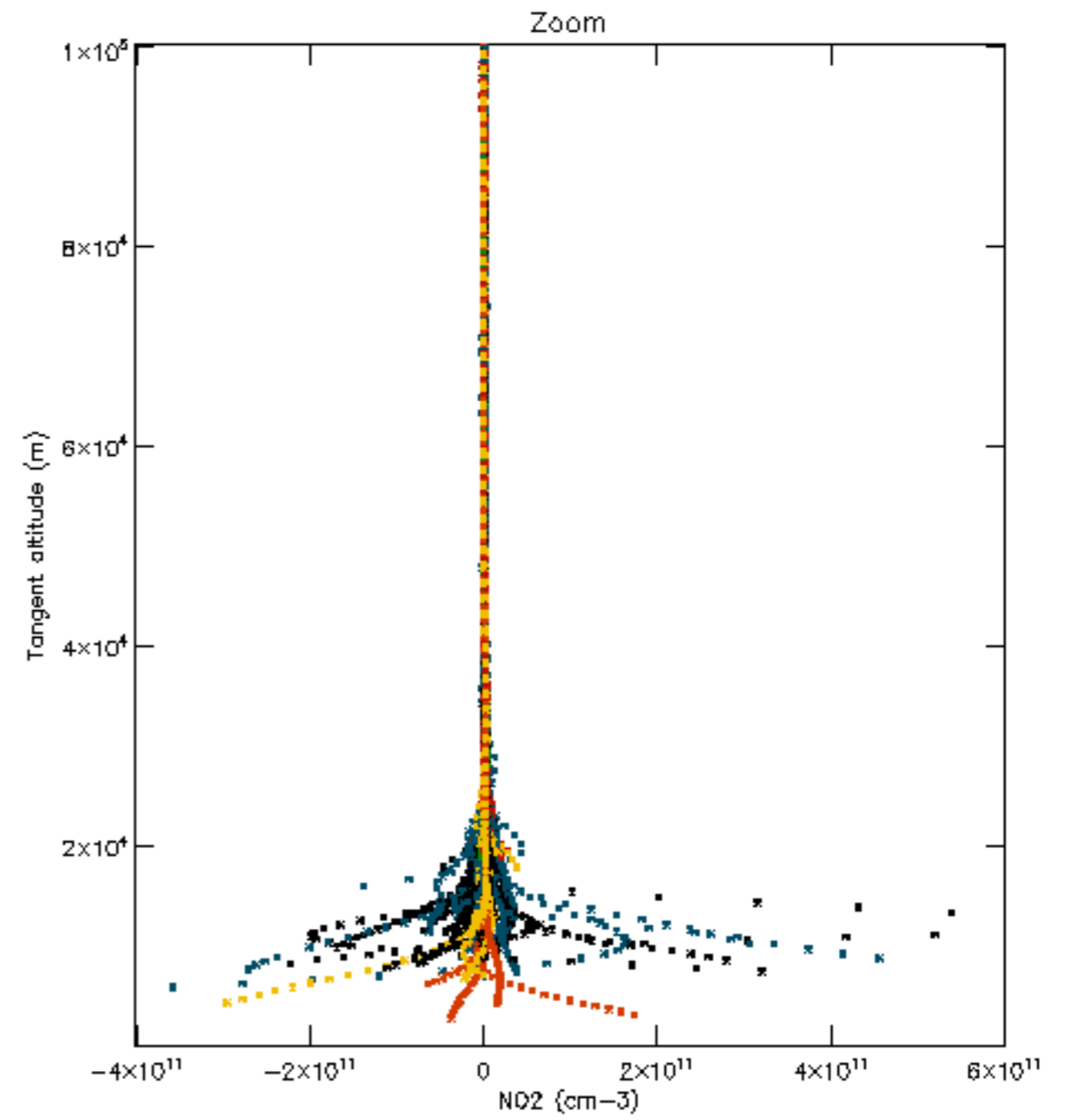
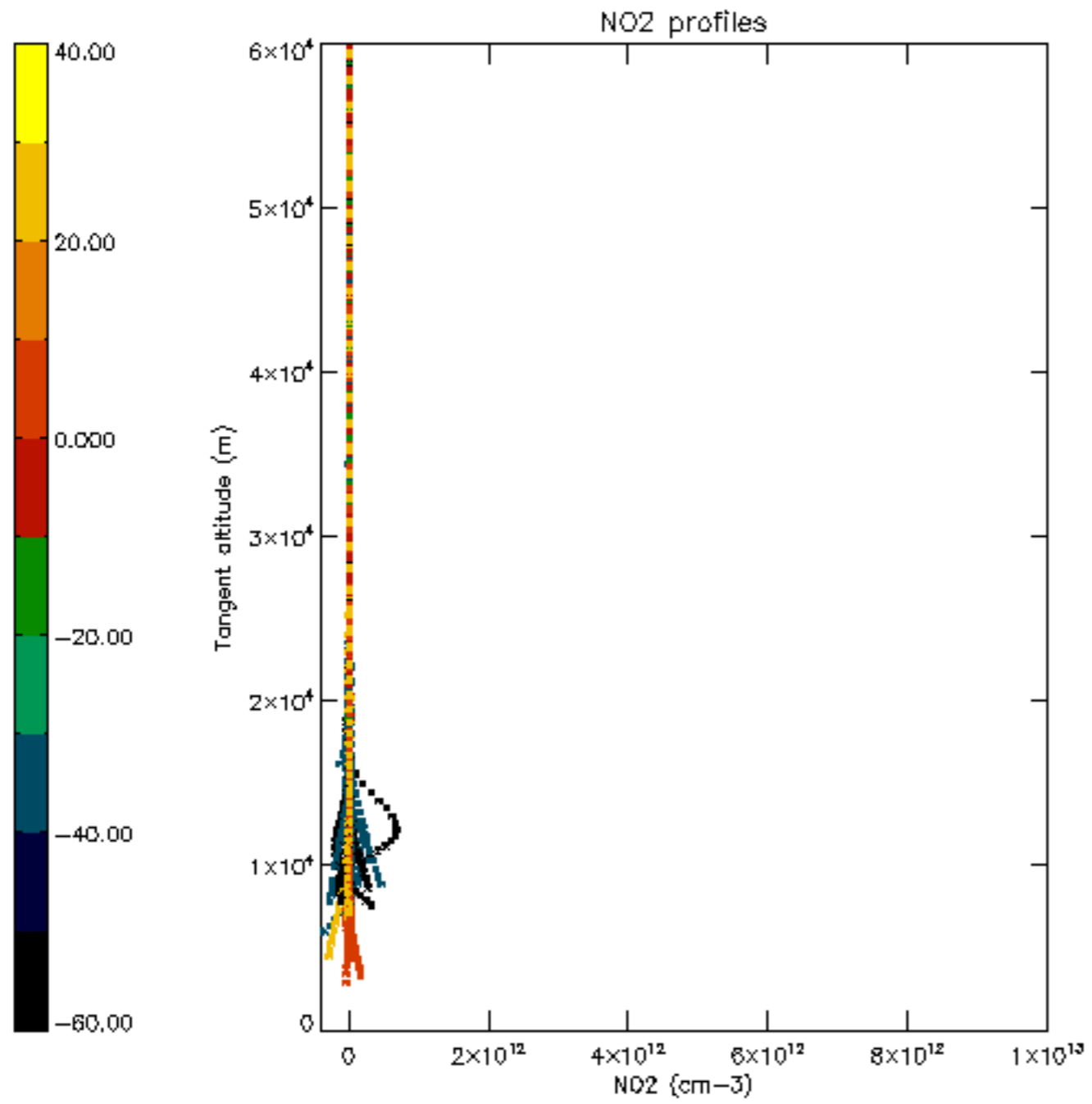


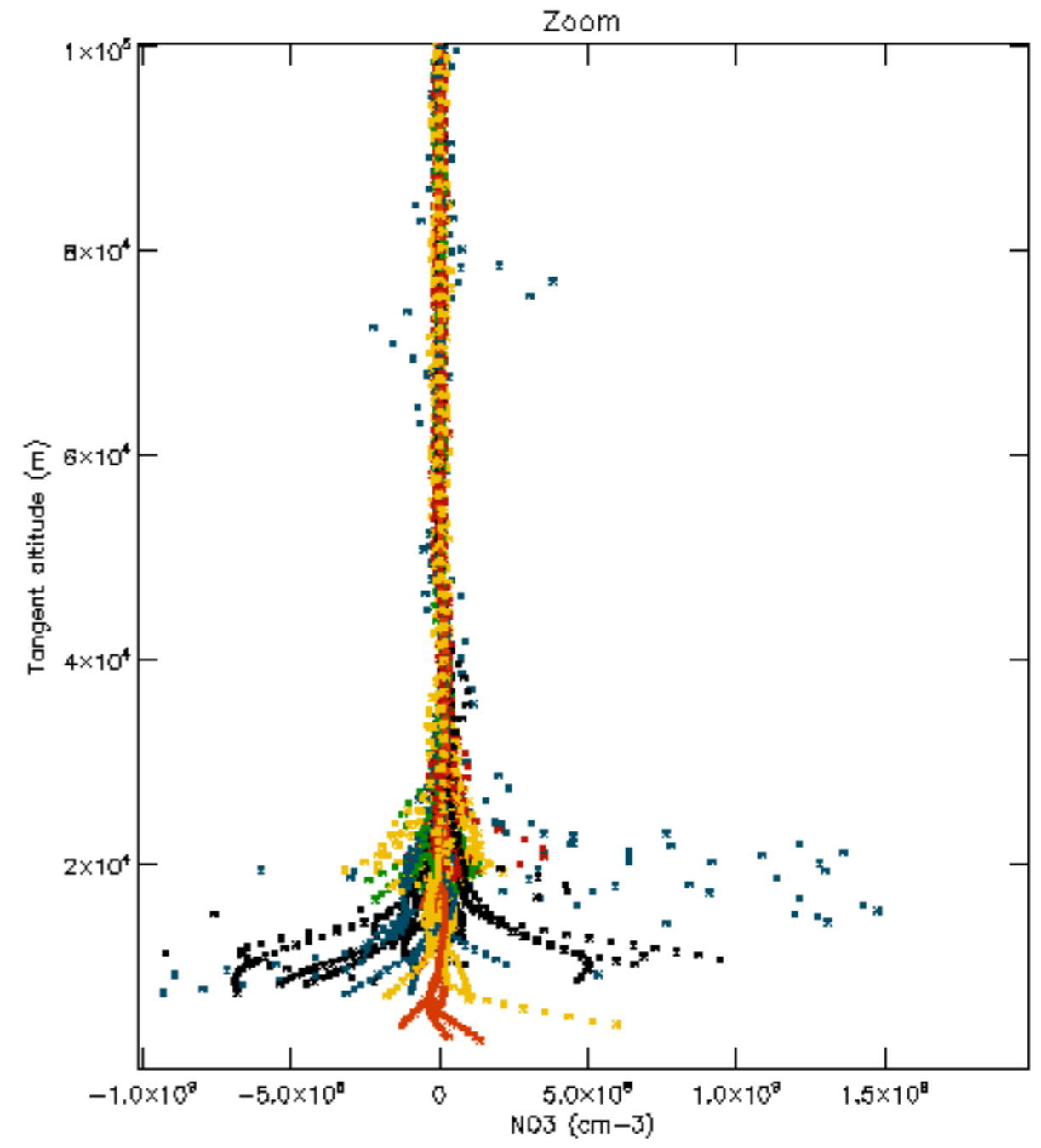
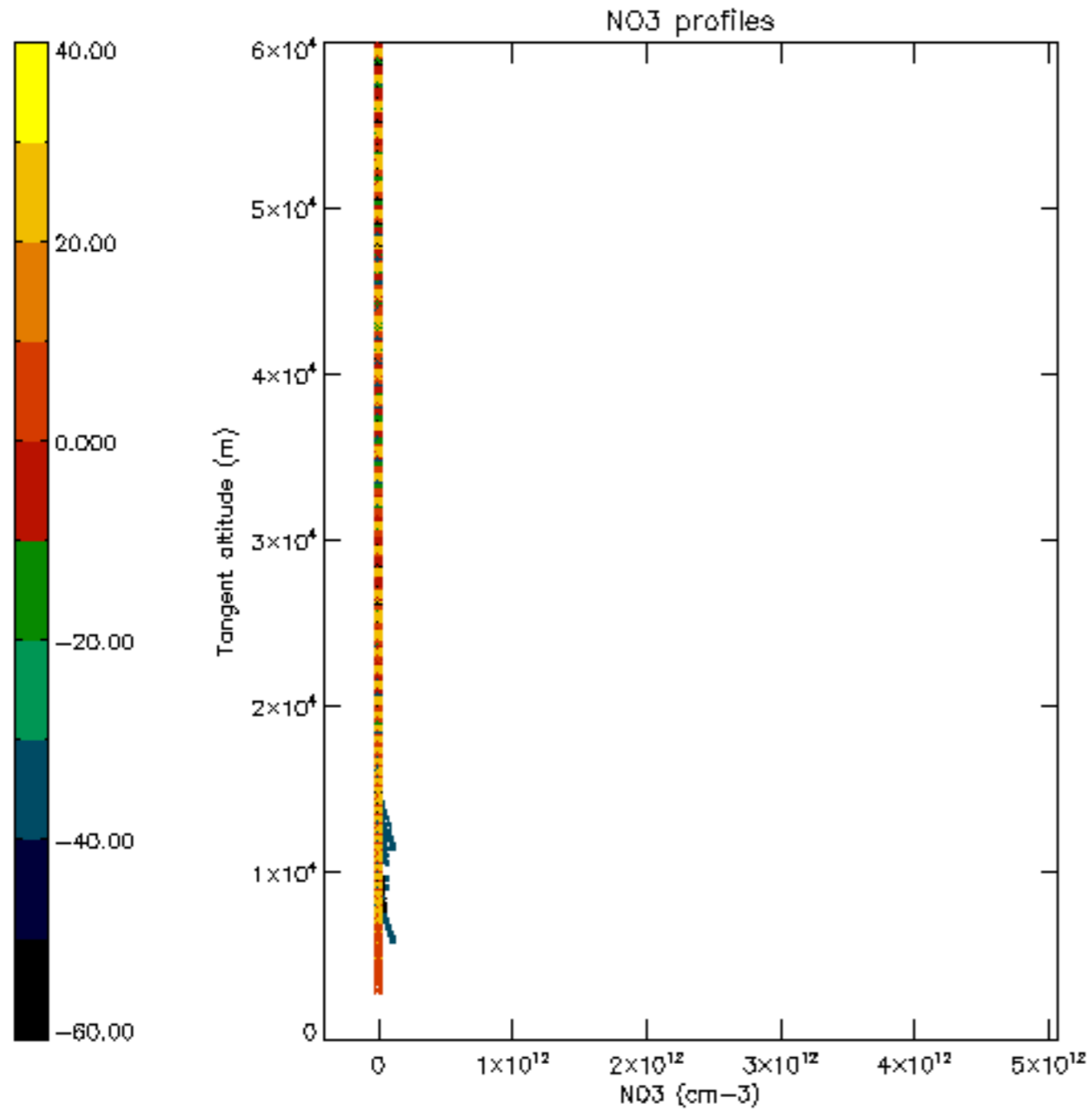


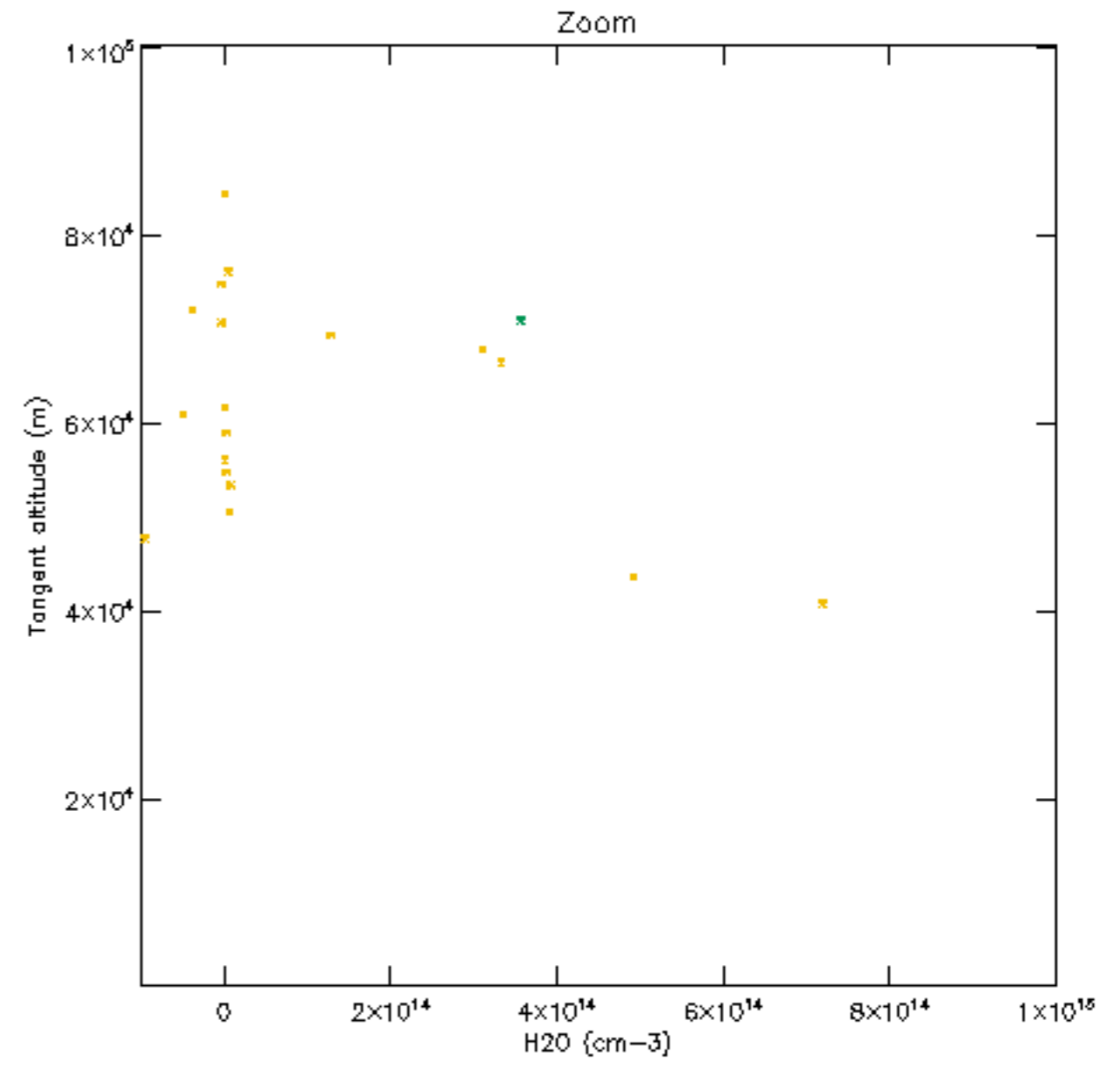
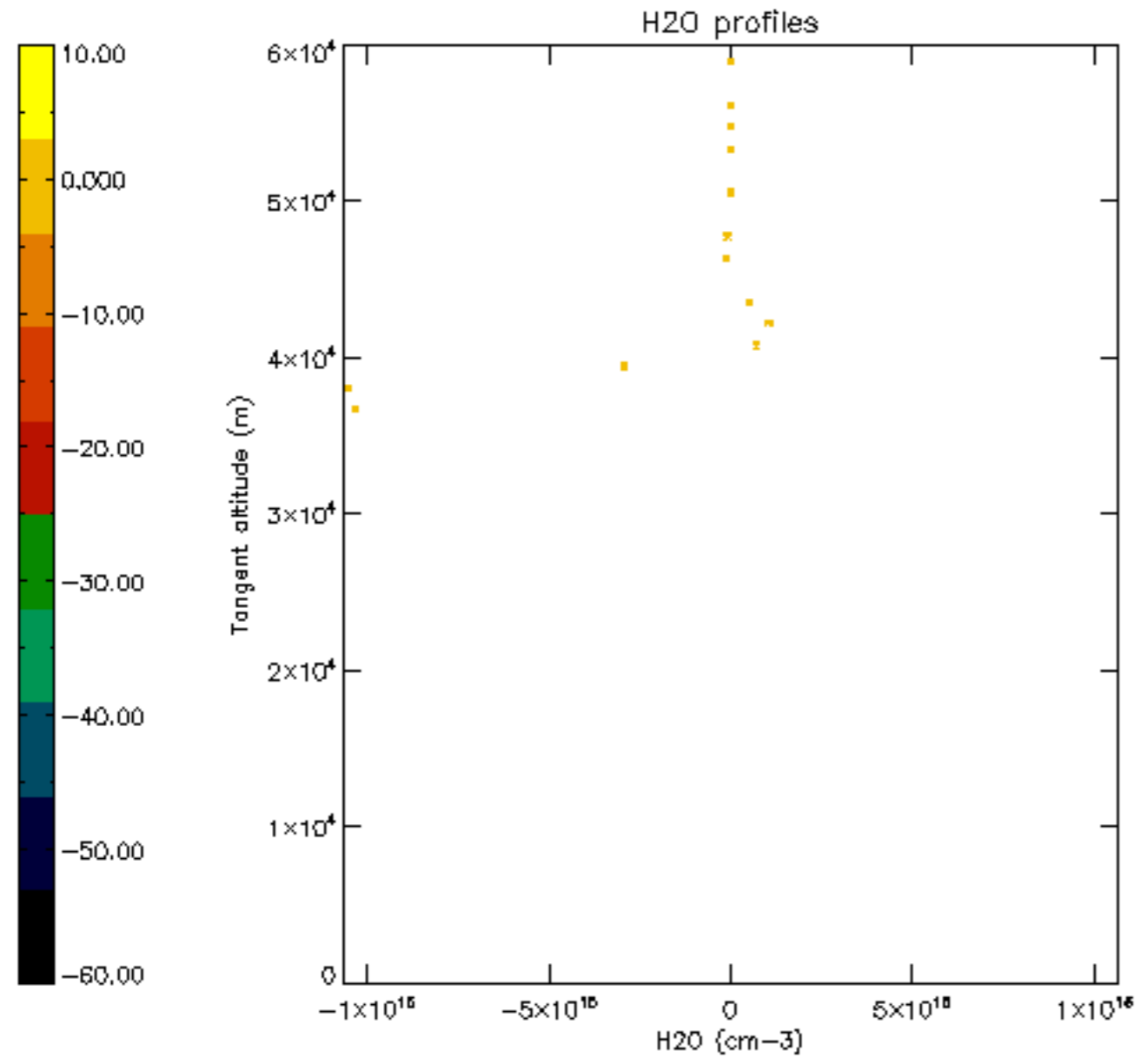


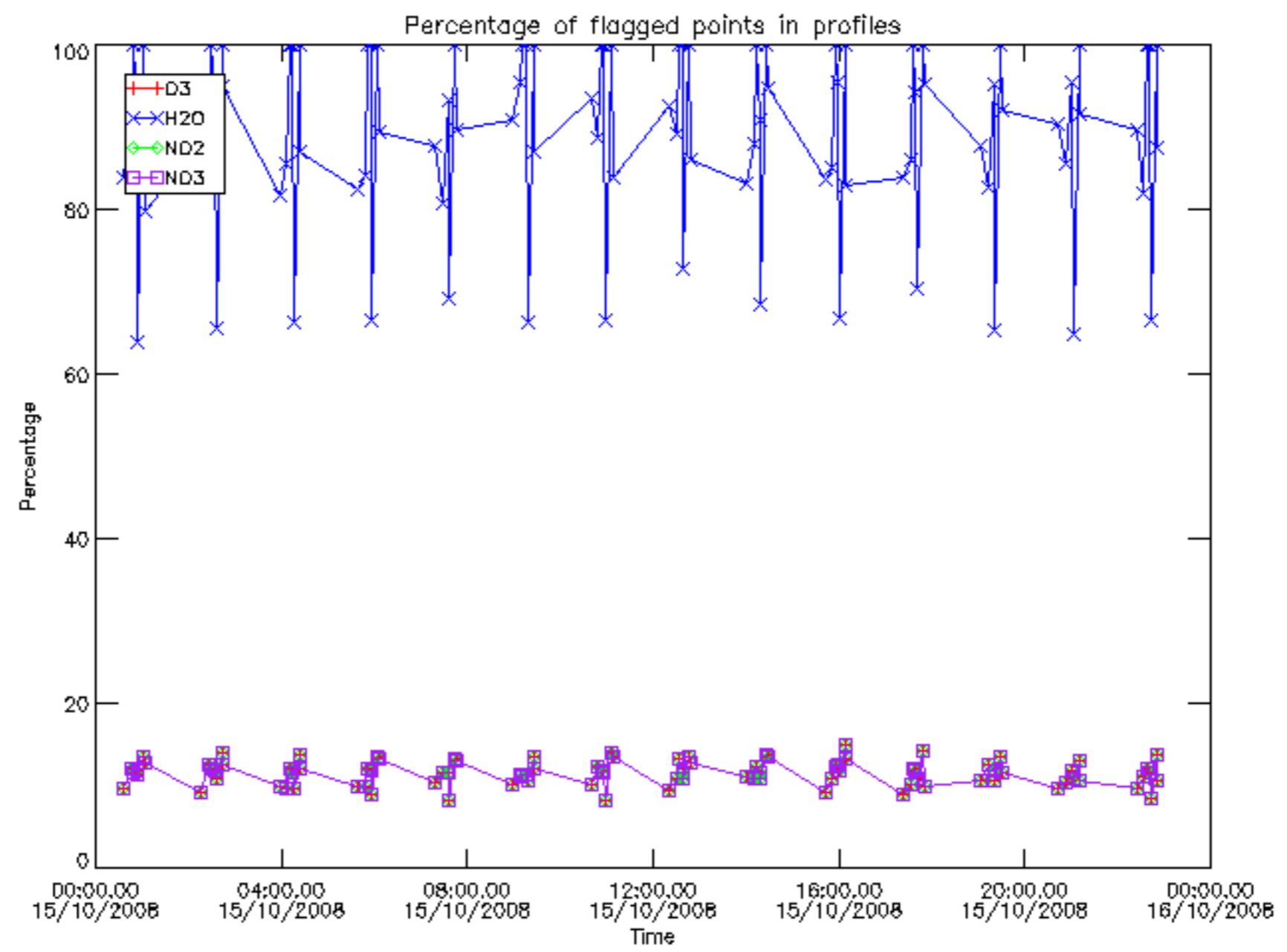




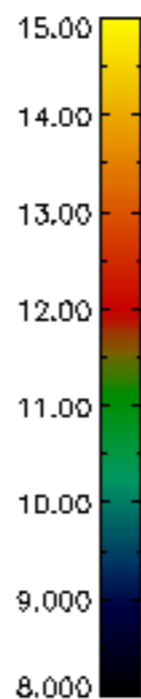
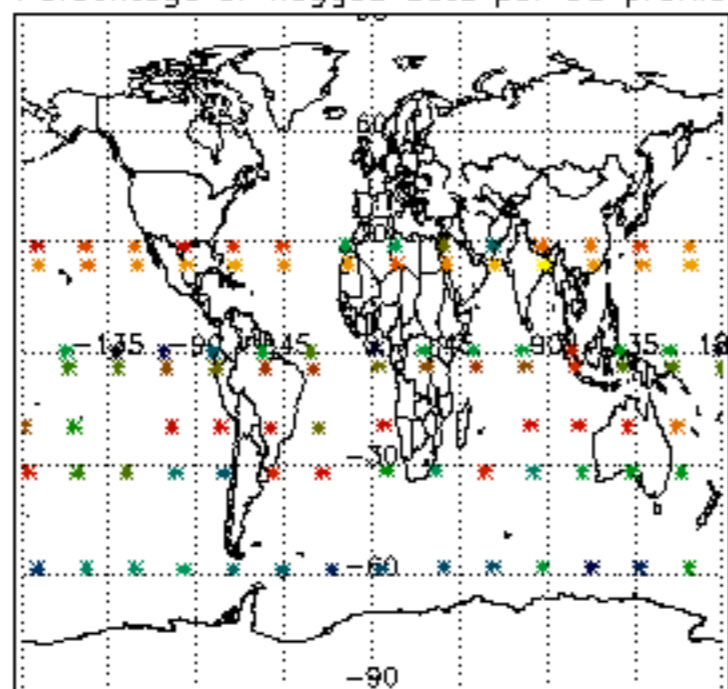




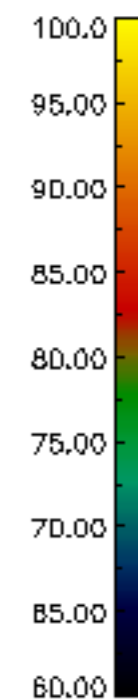
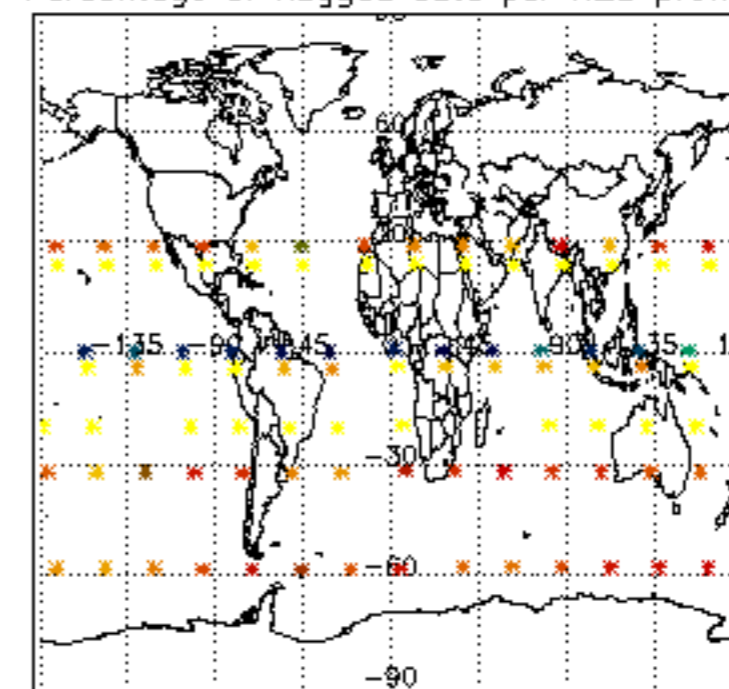




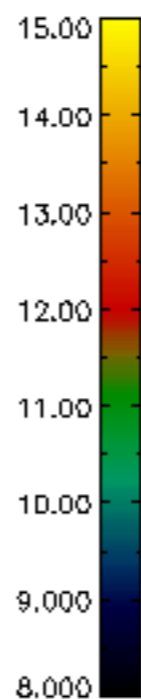
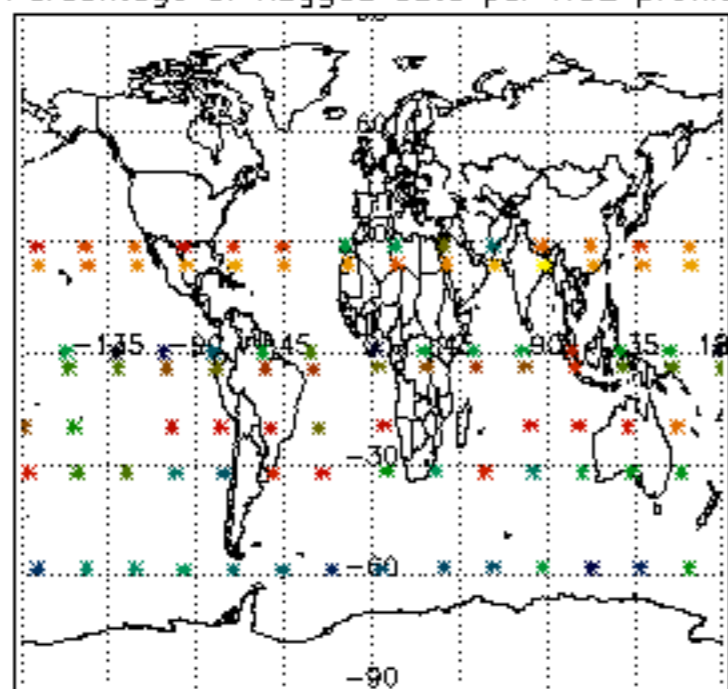
Percentage of flagged data per D3 profile



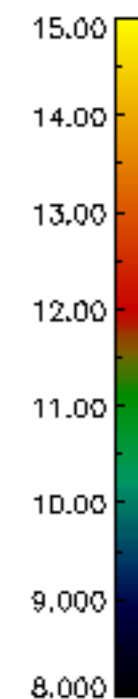
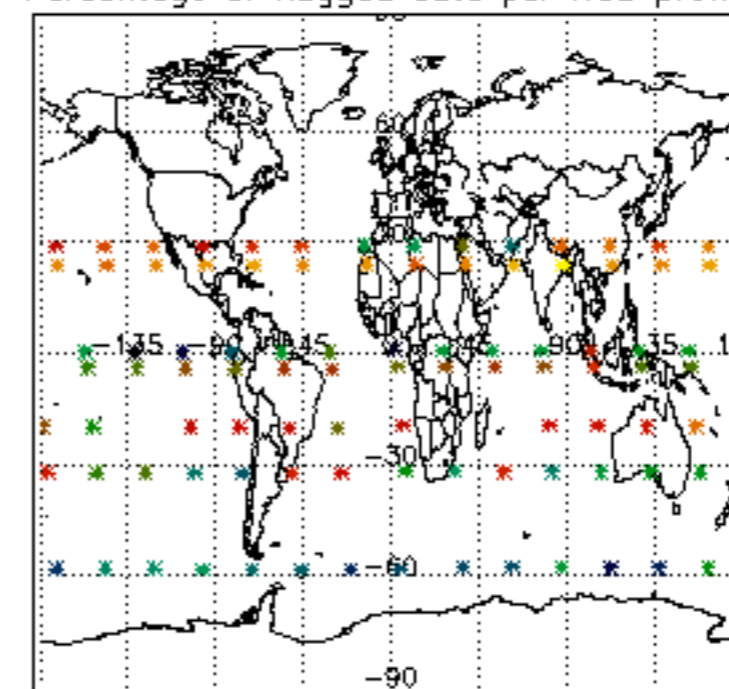
Percentage of flagged data per H2O profile

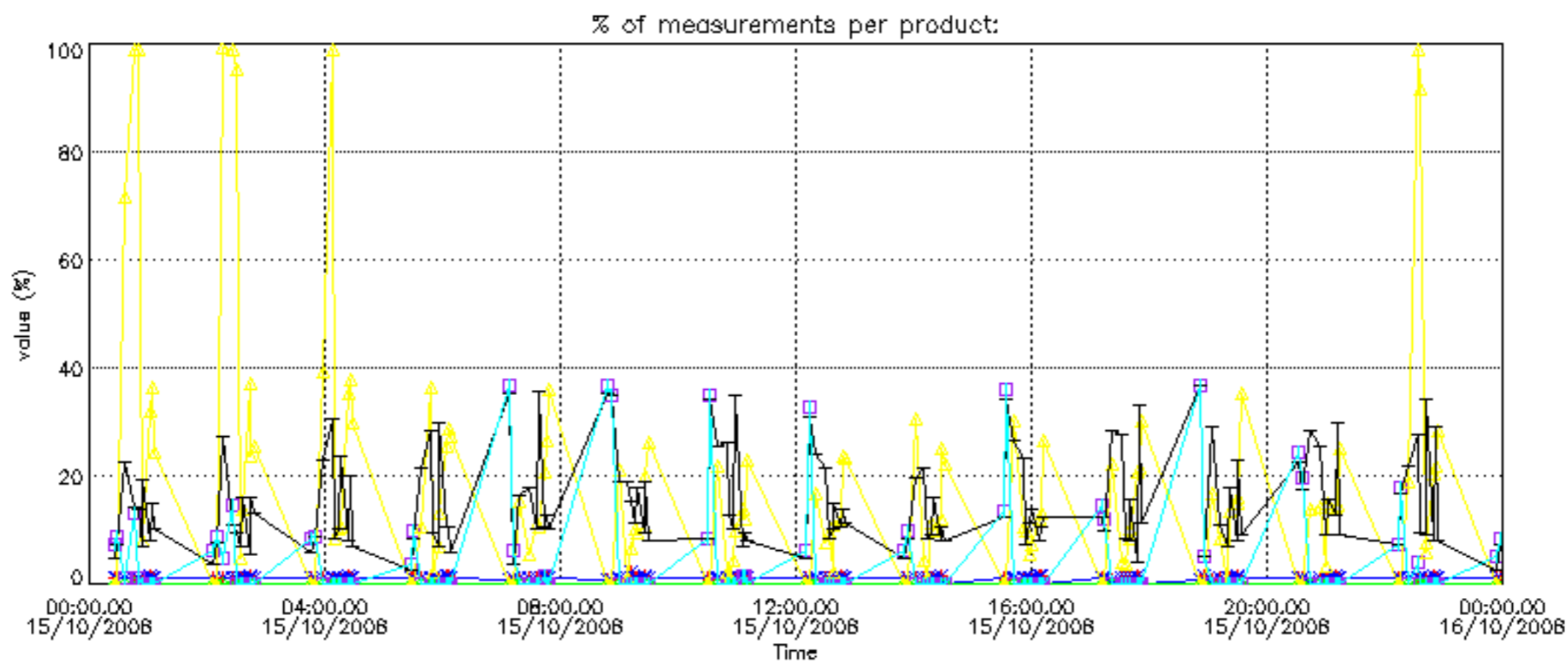
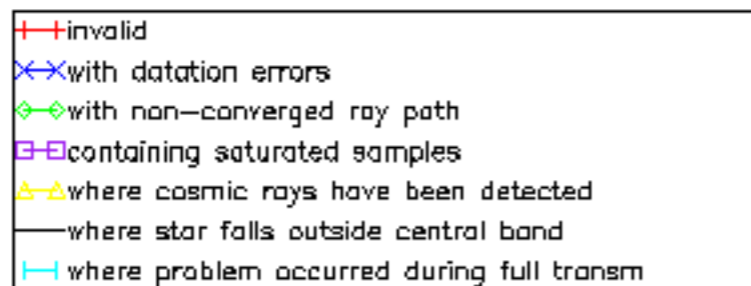


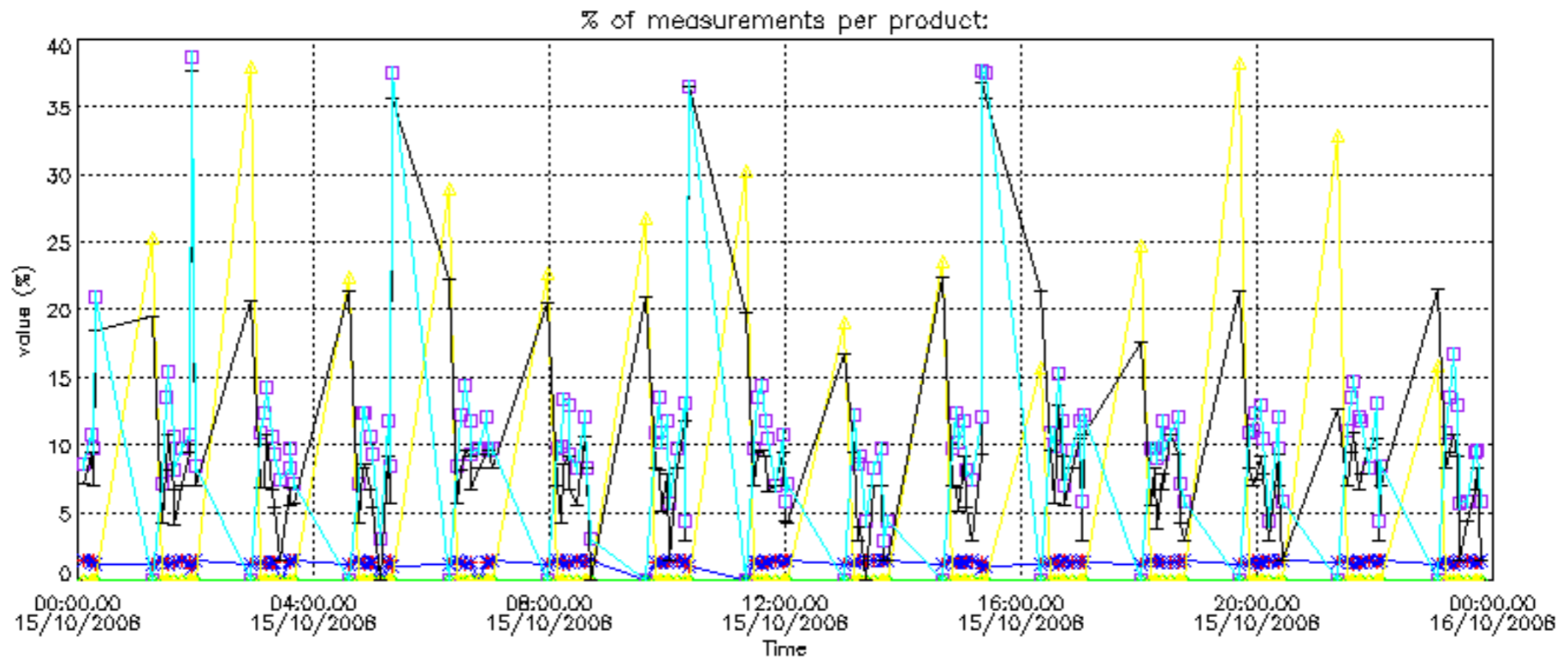
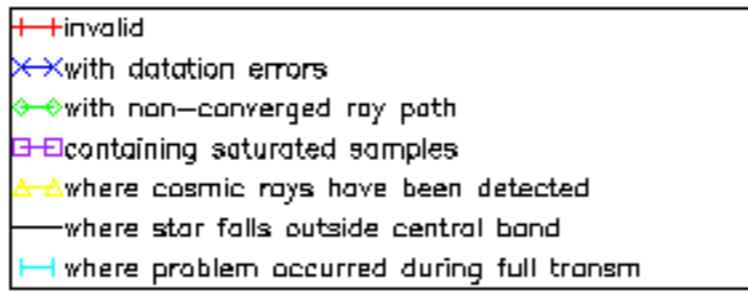
Percentage of flagged data per NO2 profile



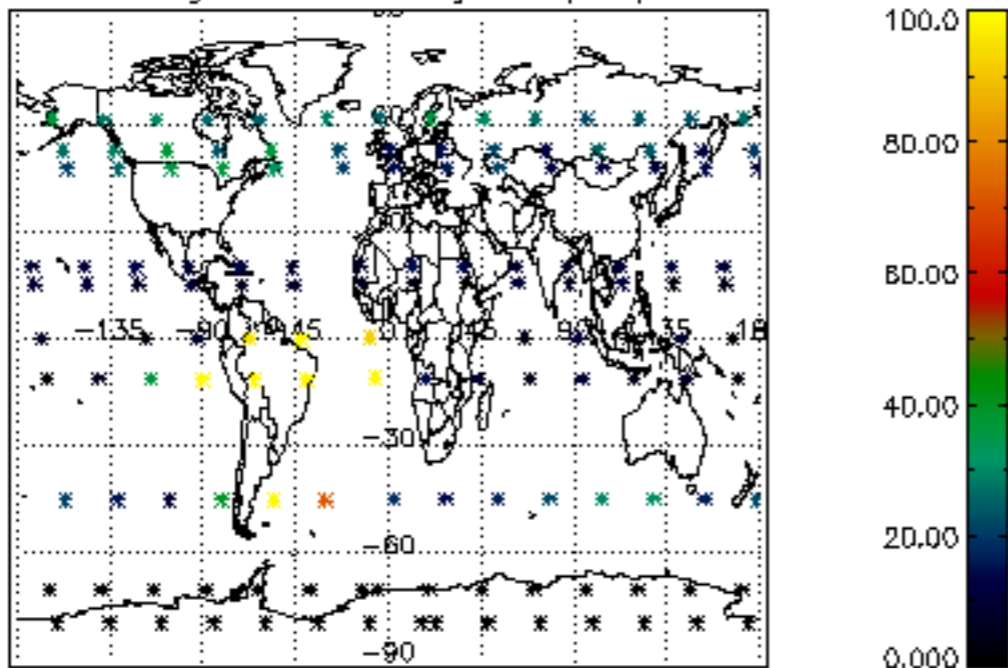
Percentage of flagged data per NO3 profile



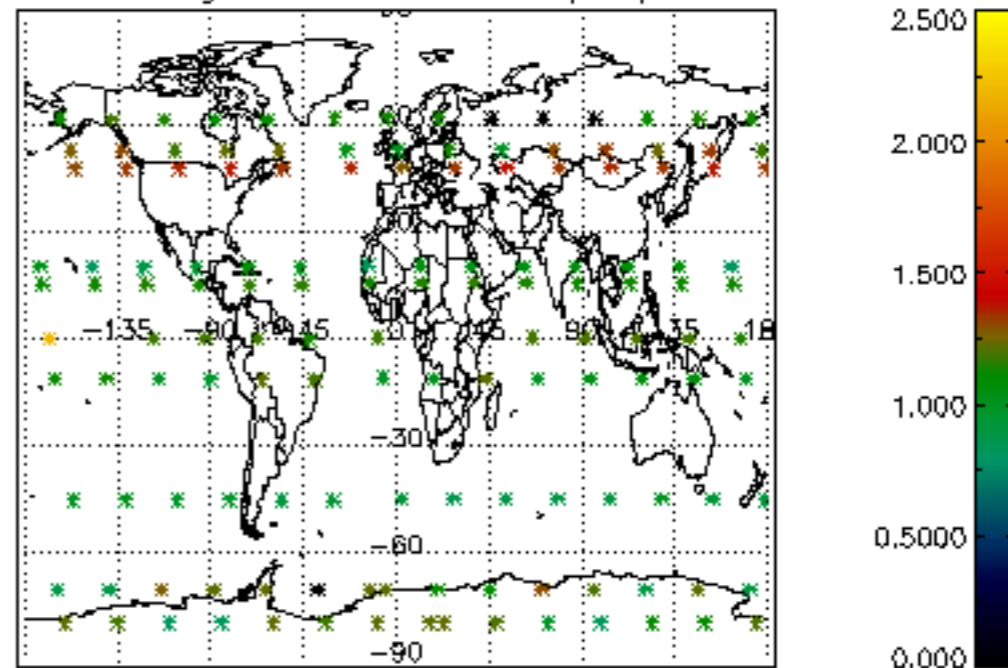




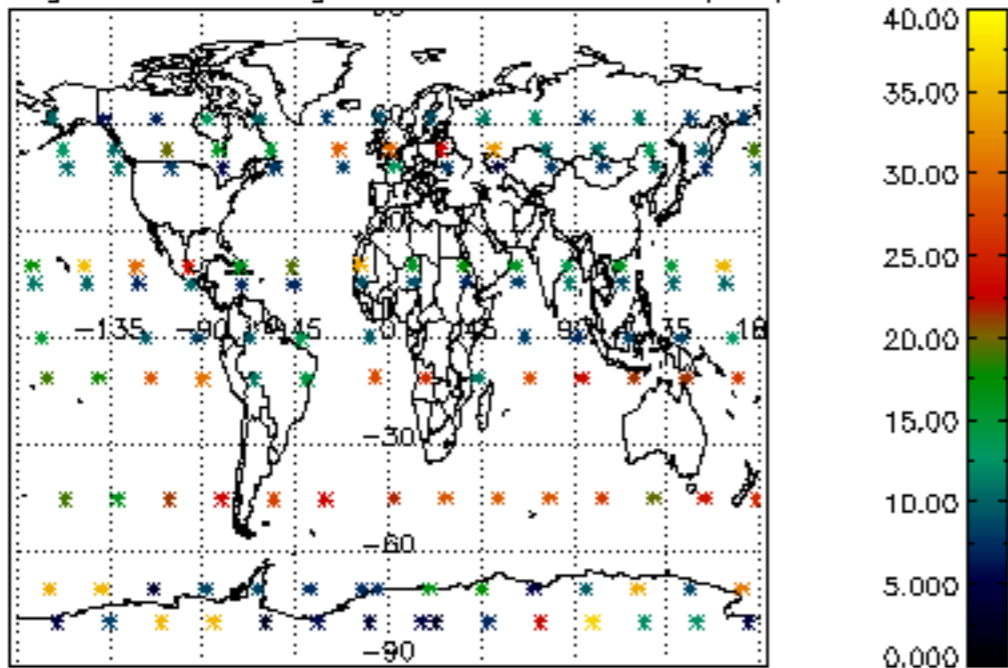
Percentage of cosmic ray hits per profile



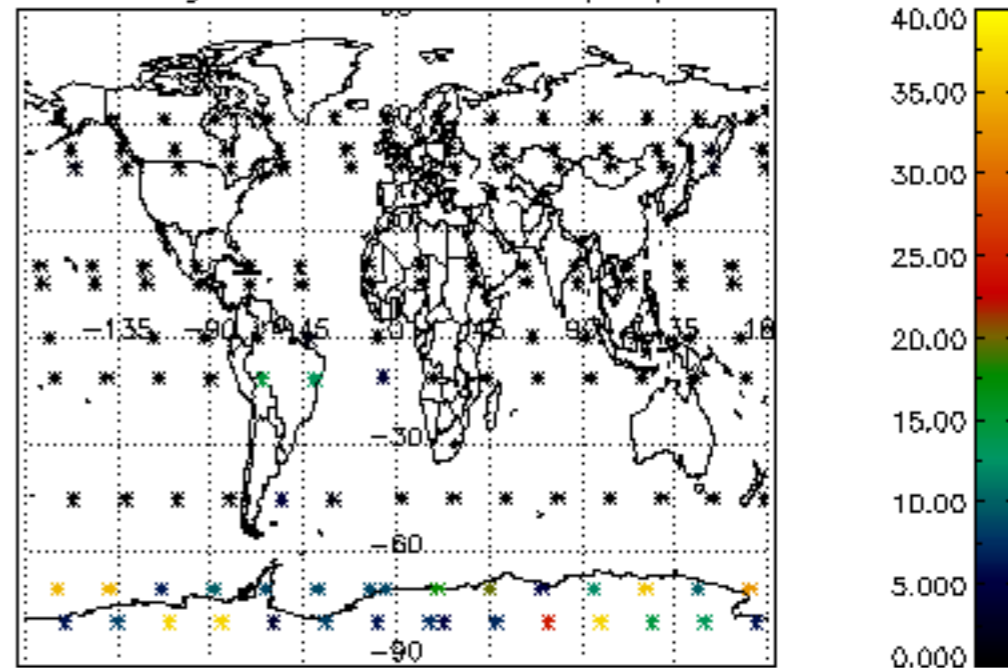
Percentage of datation errors per profile



Percentage of star falling outside central band per profile

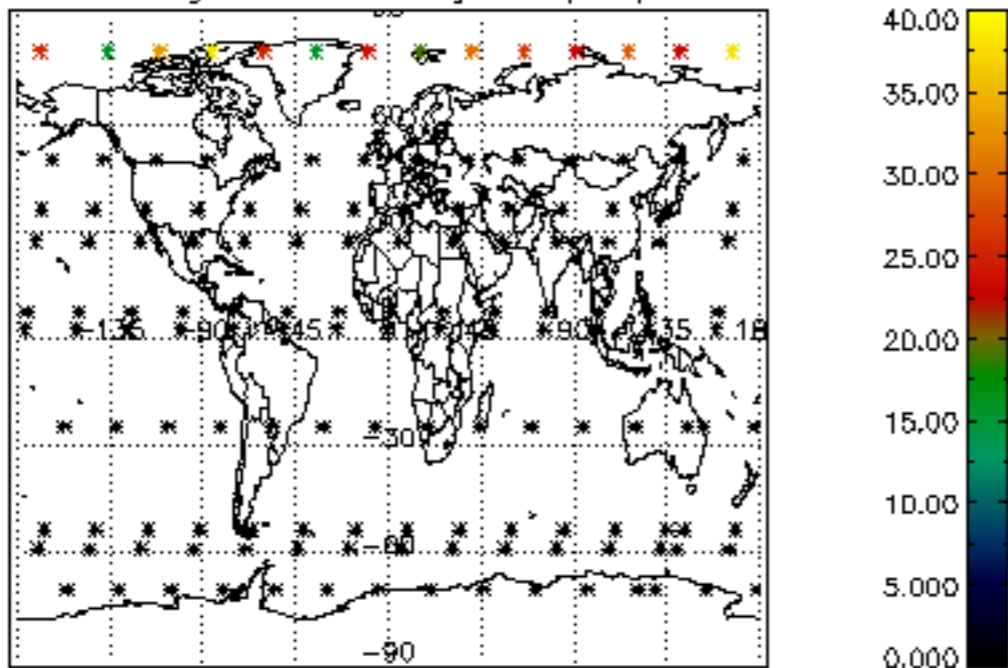


Percentage of saturation errors per profile

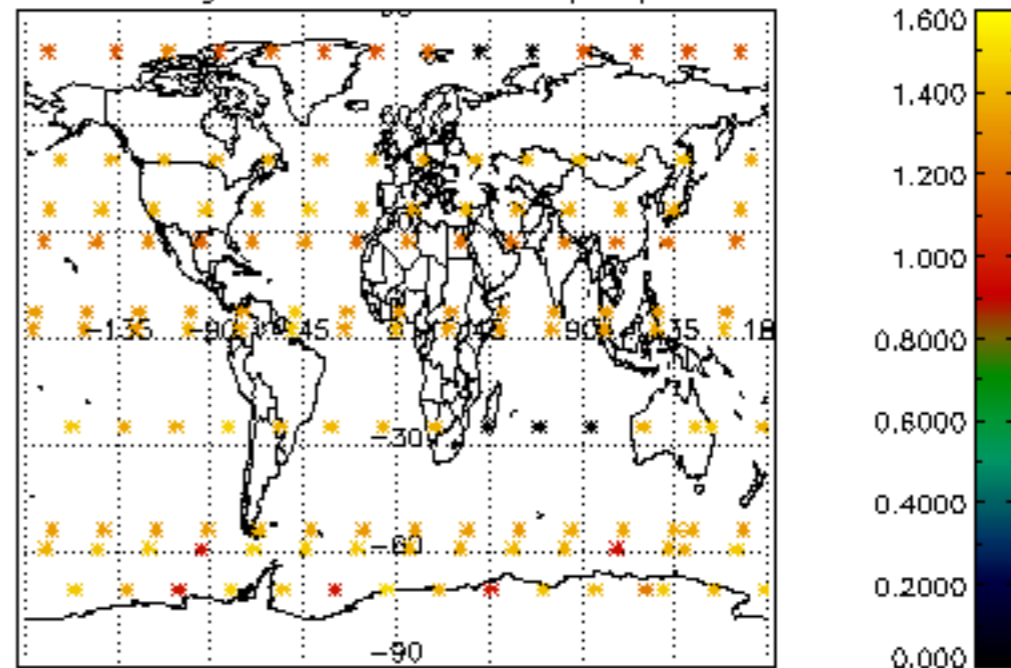




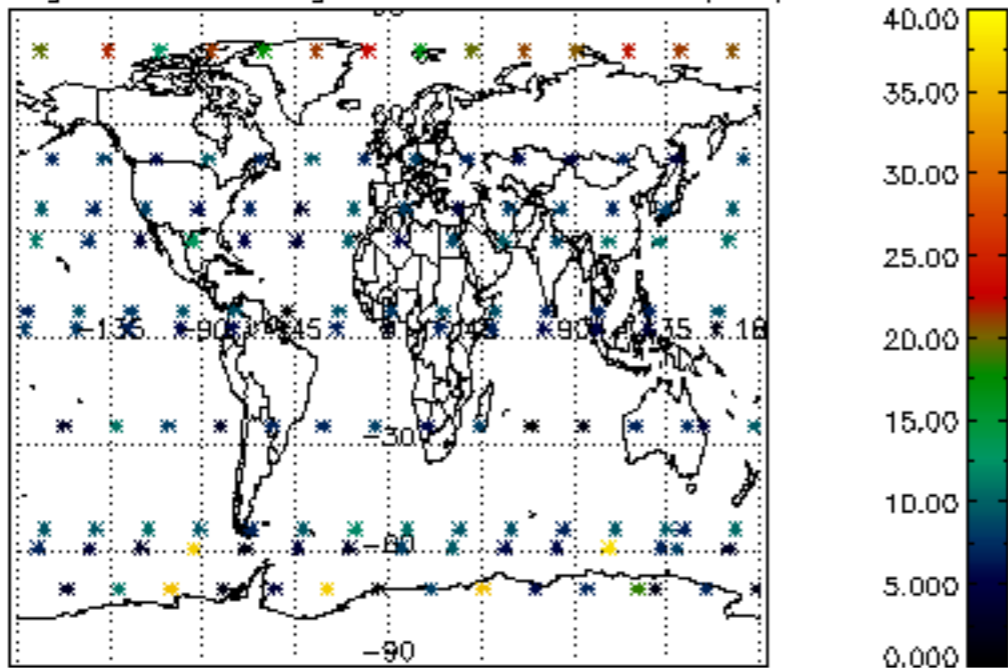
Percentage of cosmic ray hits per profile



Percentage of datation errors per profile



Percentage of star falling outside central band per profile



Percentage of saturation errors per profile

