

GOMOS Level 2 Daily Report

SUMMARY

[1. General Info](#)

[2. Summary of processed GOM_NL_2P products](#)

[3. Level 2 Quality information per product](#)

[3.1 Plot of level 2 quality information per product \(time dependant\)](#)

[3.2 Plot of level 2 quality information per product \(world map\)](#)

[4. Level 1 Quality information per product \(stored on level 2 products\)](#)

[4.1 Plot of level 1 quality information per product \(time dependant\)](#)

[4.1.1 Plot of level 1 quality information per product \(time dependant\): ASCENDING](#)

[4.1.2 Plot of level 1 quality information per product \(time dependant\): DESCENDING](#)

[4.2 Plot of level 1 quality information per product \(world map\)](#)

[4.2.1 Plot of level 1 quality information per product \(world map\): ASCENDING](#)

[4.2.2 Plot of level 1 quality information per product \(world map\): DESCENDING](#)

[5. Ozone profiles based on quality statistics and other trace gas profiles](#)

[5.1 Ozone statistics based on quality of products](#)

[5.2 Plot ozone profiles for all STD \(dark without errors\)](#)

[5.3 Plot ozone profiles where STD < 20% \(dark without errors\)](#)

[5.4. Plot ozone profiles where STD < 10% \(dark without errors\)](#)

[5.5. Plot ozone profiles where STD < 5% \(dark without errors\)](#)

[5.6 Plot NO2 profiles for all STD \(dark without errors\)](#)

[5.7 Plot NO3 profiles for all STD \(dark without errors\)](#)

[5.8 Plot H2O profiles \(only for occultations of stars 1,2,3,4,13,14,16,26,63 dark without errors\) for all STD](#)

[6. Auxiliary Data Files used for the production reported in section 2](#)

This report presents the daily analysis on parameters extracted from GOMOS level 2 data (GOM_NL__2P). It is intended to monitor some important parameters that will impact the quality of these products. A list of level 2 products (and content) that have arrived during the reporting day to the PCF is also given.

Item	Value
Time of report generation	25APR2013 20:58:52
Data source version	GOMOS/6.01
Start time of products	14-10-2008 (14OCT2008 00:00:00)
Stop time of products	15-10-2008 (15OCT2008 00:00:00)
Store outputs in DB	Yes
Nb of level 2 prods	284
Nb of prods with errors	0

2. Summary of processed GOM_NL__2P products.

Nr	Filename	UTC Start time	Limb	Duration	Star Id	Star Name	Star Mag	Star Temp	Nb Meas	Orbit	Prod. error
1	GOM_NL__2PRFIN20081014_000630_000000452073_00002_34625_4062.N1	14-OCT-2008 00:06:30	Straylight	44.500	52	16Bet Cet	2.0370	4500.0	89	34625	No
2	GOM_NL__2PRFIN20081014_001612_000000372073_00002_34625_4063.N1	14-OCT-2008 00:16:12	Bright	37.000	140	88Gam Peg	2.8340	26000.	74	34625	No
3	GOM_NL__2PRFIN20081014_002010_000000372073_00002_34625_4064.N1	14-OCT-2008 00:20:10	Bright	36.500	58	21Alp And	2.0730	11000.	73	34625	No
4	GOM_NL__2PRFIN20081014_002248_000000432073_00002_34625_4065.N1	14-OCT-2008 00:22:48	Bright	43.000	53	43Bet And	2.0480	3300.0	86	34625	No
5	GOM_NL__2PRFIN20081014_002816_000000382073_00002_34625_4066.N1	14-OCT-2008 00:28:16	Bright	37.500	68	18Alp Cas	2.2250	4500.0	75	34625	No
6	GOM_NL__2PRFIN20081014_002938_000000372073_00002_34625_4067.N1	14-OCT-2008 00:29:38	Bright	36.500	76	27Gam Cas	2.3000	30000.	73	34625	No
7	GOM_NL__2PRFIN20081014_003712_000000322073_00002_34625_4068.N1	14-OCT-2008 00:37:12	Bright	32.000	49	1Alp UMi	1.9900	6300.0	64	34625	No
8	GOM_NL__2PRFIN20081014_004525_000000372073_00002_34625_4069.N1	14-OCT-2008 00:45:25	Bright	37.000	36	50Alp UMa	1.8000	6300.0	74	34625	No
9	GOM_NL__2PRFIN20081014_004658_000000362073_00002_34625_4070.N1	14-OCT-2008 00:46:58	Bright	36.000	82	48Bet UMa	2.3650	10600.	72	34625	No
10	GOM_NL__2PRFIN20081014_005020_000000342073_00002_34625_4071.N1	14-OCT-2008 00:50:20	Bright	33.500	174	52Psi UMa	3.0040	4400.0	67	34625	No
11	GOM_NL__2PRFIN20081014_005714_000000412073_00002_34625_4072.N1	14-OCT-2008 00:57:14	Bright	40.500	166	17Eps Leo	2.9800	6000.0	81	34625	No
12	GOM_NL__2PRFIN20081014_010029_000000402073_00002_34625_4073.N1	14-OCT-2008 01:00:29	Bright	40.000	22	32Alp Leo	1.3600	15200.	80	34625	No
13	GOM_NL__2PRFIN20081014_010745_000000522073_00002_34625_4074.N1	14-OCT-2008 01:07:45	Dark	52.000	48	30Alp Hya	1.9770	4100.0	104	34625	No
14	GOM_NL__2PRFIN20081014_011719_000000412073_00002_34625_4075.N1	14-OCT-2008 01:17:19	Dark	40.500	65	Lam Vel	2.2040	4400.0	81	34625	No
15	GOM_NL__2PRFIN20081014_012026_000000432073_00002_34625_4076.N1	14-OCT-2008 01:20:26	Dark	43.000	34	Gam2Vel	1.7930	23000.	86	34625	No
16	GOM_NL__2PRFIN20081014_012441_000000462073_00003_34626_4073.N1	14-OCT-2008 01:24:41	Dark	45.500	161	Tau Pup	2.9310	4500.0	91	34626	No
17	GOM_NL__2PRFIN20081014_012602_000000522073_00003_34626_4074.N1	14-OCT-2008 01:26:02	Dark	52.000	2	Alp Car	-0.73600	7000.0	104	34626	No
18	GOM_NL__2PRFIN20081014_013359_000000382073_00003_34626_4075.N1	14-OCT-2008 01:33:59	Dark	37.500	143	Alp Hyi	2.8570	7200.0	75	34626	No
19	GOM_NL__2PRFIN20081014_013526_000000432073_00003_34626_4076.N1	14-OCT-2008 01:35:26	Dark	42.500	9	Alp Eri	0.45300	24000.	85	34626	No
20	GOM_NL__2PRFIN20081014_013756_000000462073_00003_34626_4077.N1	14-OCT-2008 01:37:56	Straylight	46.000	157	The1Eri	2.9060	9300.0	92	34626	No
21	GOM_NL__2PRFIN20081014_014706_000000452073_00003_34626_4078.N1	14-OCT-2008 01:47:06	Straylight	45.000	52	16Bet Cet	2.0370	4500.0	90	34626	No
22	GOM_NL__2PRFIN20081014_015648_000000362073_00003_34626_4079.N1	14-OCT-2008 01:56:48	Bright	36.000	140	88Gam Peg	2.8340	26000.	72	34626	No
23	GOM_NL__2PRFIN20081014_020046_000000372073_00003_34626_4080.N1	14-OCT-2008 02:00:46	Bright	36.500	58	21Alp And	2.0730	11000.	73	34626	No
24	GOM_NL__2PRFIN20081014_020323_000000422073_00003_34626_4081.N1	14-OCT-2008 02:03:23	Bright	41.500	53	43Bet And	2.0480	3300.0	83	34626	No
25	GOM_NL__2PRFIN20081014_020852_000000382073_00003_34626_4082.N1	14-OCT-2008 02:08:52	Bright	38.000	68	18Alp Cas	2.2250	4500.0	76	34626	No
26	GOM_NL__2PRFIN20081014_021014_000000382073_00003_34626_4083.N1	14-OCT-2008 02:10:14	Bright	37.500	76	27Gam Cas	2.3000	30000.	75	34626	No
27	GOM_NL__2PRFIN20081014_021748_000000362073_00003_34626_4084.N1	14-OCT-2008 02:17:48	Bright	35.500	49	1Alp UMi	1.9900	6300.0	71	34626	No
28	GOM_NL__2PRFIN20081014_022601_000000372073_00003_34626_4085.N1	14-OCT-2008 02:26:01	Bright	36.500	36	50Alp UMa	1.8000	6300.0	73	34626	No
29	GOM_NL__2PRFIN20081014_022734_000000352073_00003_34626_4086.N1	14-OCT-2008 02:27:34	Bright	35.000	82	48Bet UMa	2.3650	10600.	70	34626	No
30	GOM_NL__2PRFIN20081014_023056_000000342073_00003_34626_4087.N1	14-OCT-2008 02:30:56	Bright	34.000	174	52Psi UMa	3.0040	4400.0	68	34626	No
31	GOM_NL__2PRFIN20081014_023751_000000432073_00003_34626_4088.N1	14-OCT-2008 02:37:51	Bright	42.500	166	17Eps Leo	2.9800	6000.0	85	34626	No
32	GOM_NL__2PRFIN20081014_024105_000000402073_00003_34626_4089.N1	14-OCT-2008 02:41:05	Bright	39.500	22	32Alp Leo	1.3600	15200.	79	34626	No
33	GOM_NL__2PRFIN20081014_024822_000000542073_00003_34626_4090.N1	14-OCT-2008 02:48:22	Dark	54.000	48	30Alp Hya	1.9770	4100.0	108	34626	No
34	GOM_NL__2PRFIN20081014_025756_000000432073_00003_34626_4091.N1	14-OCT-2008 02:57:56	Dark	43.000	65	Lam Vel	2.2040	4400.0	86	34626	No
35	GOM_NL__2PRFIN20081014_030518_000000462073_00004_34627_4096.N1	14-OCT-2008 03:05:18	Dark	45.500	161	Tau Pup	2.9310	4500.0	91	34627	No
36	GOM_NL__2PRFIN20081014_030639_000000472073_00004_34627_4097.N1	14-OCT-2008 03:06:39	Dark	46.500	2	Alp Car	-0.73600	7000.0	93	34627	No
37	GOM_NL__2PRFIN20081014_031436_000000372073_00004_34627_4098.N1	14-OCT-2008 03:14:36	Dark	37.000	143	Alp Hyi	2.8570	7200.0	74	34627	No
38	GOM_NL__2PRFIN20081014_031602_000000502073_00004_34627_4099.N1	14-OCT-2008 03:16:02	Dark	49.500	9	Alp Eri	0.45300	24000.	99	34627	No
39	GOM_NL__2PRFIN20081014_031832_000000462073_00004_34627_4100.N1	14-OCT-2008 03:18:32	Straylight	45.500	157	The1Eri	2.9060	9300.0	91	34627	No
40	GOM_NL__2PRFIN20081014_032742_000000462073_00004_34627_4101.N1	14-OCT-2008 03:27:42	Straylight	45.500	52	16Bet Cet	2.0370	4500.0	91	34627	No
41	GOM_NL__2PRFIN20081014_033723_000000362073_00004_34627_4102.N1	14-OCT-2008 03:37:23	Bright	36.000	140	88Gam Peg	2.8340	26000.	72	34627	No
42	GOM_NL__2PRFIN20081014_034122_000000372073_00004_34627_4103.N1	14-OCT-2008 03:41:22	Bright	37.000	58	21Alp And	2.0730	11000.	74	34627	No

43	GOM_NL__2PRFIN20081014_034359_000000392073_00004_34627_4104.N1	14-OCT-2008 03:43:59	Bright	39.000	53	43Bet And	2.0480	3300.0	78	34627	No
44	GOM_NL__2PRFIN20081014_034928_000000382073_00004_34627_4105.N1	14-OCT-2008 03:49:28	Bright	38.000	68	18Alp Cas	2.2250	4500.0	76	34627	No
45	GOM_NL__2PRFIN20081014_035050_000000372073_00004_34627_4106.N1	14-OCT-2008 03:50:50	Bright	37.000	76	27Gam Cas	2.3000	30000.	74	34627	No
46	GOM_NL__2PRFIN20081014_035824_000000332073_00004_34627_4107.N1	14-OCT-2008 03:58:24	Bright	32.500	49	1Alp UMi	1.9900	6300.0	65	34627	No
47	GOM_NL__2PRFIN20081014_040637_000000382073_00004_34627_4108.N1	14-OCT-2008 04:06:37	Bright	37.500	36	50Alp UMa	1.8000	6300.0	75	34627	No
48	GOM_NL__2PRFIN20081014_040810_000000352073_00004_34627_4109.N1	14-OCT-2008 04:08:10	Bright	35.000	82	48Bet UMa	2.3650	10600.	70	34627	No
49	GOM_NL__2PRFIN20081014_041132_000000352073_00004_34627_4110.N1	14-OCT-2008 04:11:32	Bright	34.500	174	52Psi UMa	3.0040	4400.0	69	34627	No
50	GOM_NL__2PRFIN20081014_041827_000000422073_00004_34627_4111.N1	14-OCT-2008 04:18:27	Bright	42.000	166	17Eps Leo	2.9800	6000.0	84	34627	No
51	GOM_NL__2PRFIN20081014_042141_000000402073_00004_34627_4112.N1	14-OCT-2008 04:21:41	Bright	40.000	22	32Alp Leo	1.3600	15200.	80	34627	No
52	GOM_NL__2PRFIN20081014_042858_000000572073_00004_34627_4113.N1	14-OCT-2008 04:28:58	Dark	56.500	48	30Alp Hya	1.9770	4100.0	113	34627	No
53	GOM_NL__2PRFIN20081014_043832_000000482073_00004_34627_4114.N1	14-OCT-2008 04:38:32	Dark	48.000	65	Lam Vel	2.2040	4400.0	96	34627	No
54	GOM_NL__2PRFIN20081014_044554_000000442073_00005_34628_4111.N1	14-OCT-2008 04:45:54	Dark	44.000	161	Tau Pup	2.9310	4500.0	88	34628	No
55	GOM_NL__2PRFIN20081014_044716_000000612073_00005_34628_4112.N1	14-OCT-2008 04:47:16	Dark	60.500	2	Alp Car	-0.73600	7000.0	121	34628	No
56	GOM_NL__2PRFIN20081014_045512_000000382073_00005_34628_4113.N1	14-OCT-2008 04:55:12	Dark	38.000	143	Alp Hyi	2.8570	7200.0	76	34628	No
57	GOM_NL__2PRFIN20081014_045638_000000412073_00005_34628_4114.N1	14-OCT-2008 04:56:38	Dark	40.500	9	Alp Eri	0.45300	24000.	81	34628	No
58	GOM_NL__2PRFIN20081014_045909_000000442073_00005_34628_4115.N1	14-OCT-2008 04:59:09	Straylight	44.000	157	The1Eri	2.9060	9300.0	88	34628	No
59	GOM_NL__2PRFIN20081014_050818_000000452073_00005_34628_4116.N1	14-OCT-2008 05:08:18	Straylight	44.500	52	16Bet Cet	2.0370	4500.0	89	34628	No
60	GOM_NL__2PRFIN20081014_051800_000000352073_00005_34628_4117.N1	14-OCT-2008 05:18:00	Bright	35.000	140	88Gam Peg	2.8340	26000.	70	34628	No
61	GOM_NL__2PRFIN20081014_052158_000000372073_00005_34628_4118.N1	14-OCT-2008 05:21:58	Bright	36.500	58	21Alp And	2.0730	11000.	73	34628	No
62	GOM_NL__2PRFIN20081014_052435_000000402073_00005_34628_4119.N1	14-OCT-2008 05:24:35	Bright	39.500	53	43Bet And	2.0480	3300.0	79	34628	No
63	GOM_NL__2PRFIN20081014_053003_000000372073_00005_34628_4120.N1	14-OCT-2008 05:30:03	Bright	37.000	68	18Alp Cas	2.2250	4500.0	74	34628	No
64	GOM_NL__2PRFIN20081014_053126_000000392073_00005_34628_4121.N1	14-OCT-2008 05:31:26	Bright	38.500	76	27Gam Cas	2.3000	30000.	77	34628	No
65	GOM_NL__2PRFIN20081014_053900_000000362073_00005_34628_4122.N1	14-OCT-2008 05:39:00	Bright	35.500	49	1Alp UMi	1.9900	6300.0	71	34628	No
66	GOM_NL__2PRFIN20081014_054713_000000372073_00005_34628_4123.N1	14-OCT-2008 05:47:13	Bright	37.000	36	50Alp UMa	1.8000	6300.0	74	34628	No
67	GOM_NL__2PRFIN20081014_054846_000000362073_00005_34628_4124.N1	14-OCT-2008 05:48:46	Bright	36.000	82	48Bet UMa	2.3650	10600.	72	34628	No
68	GOM_NL__2PRFIN20081014_055208_000000522073_00005_34628_4125.N1	14-OCT-2008 05:52:08	Bright	52.000	174	52Psi UMa	3.0040	4400.0	104	34628	No
69	GOM_NL__2PRFIN20081014_055903_000000412073_00005_34628_4126.N1	14-OCT-2008 05:59:03	Bright	40.500	166	17Eps Leo	2.9800	6000.0	81	34628	No
70	GOM_NL__2PRFIN20081014_060218_000000412073_00005_34628_4127.N1	14-OCT-2008 06:02:18	Bright	40.500	22	32Alp Leo	1.3600	15200.	81	34628	No
71	GOM_NL__2PRFIN20081014_060935_000000582073_00005_34628_4128.N1	14-OCT-2008 06:09:35	Dark	57.500	48	30Alp Hya	1.9770	4100.0	115	34628	No
72	GOM_NL__2PRFIN20081014_061909_000000462073_00005_34628_4129.N1	14-OCT-2008 06:19:09	Dark	45.500	65	Lam Vel	2.2040	4400.0	91	34628	No
73	GOM_NL__2PRFIN20081014_062216_000000422073_00005_34628_4130.N1	14-OCT-2008 06:22:16	Dark	42.000	34	Gam2Vel	1.7930	23000.	84	34628	No
74	GOM_NL__2PRFIN20081014_062631_000000442073_00006_34629_4124.N1	14-OCT-2008 06:26:31	Dark	44.000	161	Tau Pup	2.9310	4500.0	88	34629	No
75	GOM_NL__2PRFIN20081014_062753_000000602073_00006_34629_4125.N1	14-OCT-2008 06:27:53	Dark	60.000	2	Alp Car	-0.73600	7000.0	120	34629	No
76	GOM_NL__2PRFIN20081014_063548_000000392073_00006_34629_4126.N1	14-OCT-2008 06:35:48	Dark	39.000	143	Alp Hyi	2.8570	7200.0	78	34629	No
77	GOM_NL__2PRFIN20081014_063715_000000512073_00006_34629_4127.N1	14-OCT-2008 06:37:15	Dark	50.500	9	Alp Eri	0.45300	24000.	101	34629	No
78	GOM_NL__2PRFIN20081014_063945_000000462073_00006_34629_4128.N1	14-OCT-2008 06:39:45	Straylight	45.500	157	The1Eri	2.9060	9300.0	91	34629	No
79	GOM_NL__2PRFIN20081014_064854_000000432073_00006_34629_4129.N1	14-OCT-2008 06:48:54	Straylight	43.000	52	16Bet Cet	2.0370	4500.0	86	34629	No
80	GOM_NL__2PRFIN20081014_065836_000000352073_00006_34629_4130.N1	14-OCT-2008 06:58:36	Bright	35.000	140	88Gam Peg	2.8340	26000.	70	34629	No
81	GOM_NL__2PRFIN20081014_070234_000000382073_00006_34629_4131.N1	14-OCT-2008 07:02:34	Bright	37.500	58	21Alp And	2.0730	11000.	75	34629	No
82	GOM_NL__2PRFIN20081014_070510_000000422073_00006_34629_4132.N1	14-OCT-2008 07:05:10	Bright	42.000	53	43Bet And	2.0480	3300.0	84	34629	No
83	GOM_NL__2PRFIN20081014_071039_000000382073_00006_34629_4133.N1	14-OCT-2008 07:10:39	Bright	38.000	68	18Alp Cas	2.2250	4500.0	76	34629	No
84	GOM_NL__2PRFIN20081014_071201_000000462073_00006_34629_4134.N1	14-OCT-2008 07:12:01	Bright	46.000	76	27Gam Cas	2.3000	30000.	92	34629	No
85	GOM_NL__2PRFIN20081014_071936_000000362073_00006_34629_4135.N1	14-OCT-2008 07:19:36	Bright	35.500	49	1Alp UMi	1.9900	6300.0	71	34629	No
86	GOM_NL__2PRFIN20081014_072749_000000382073_00006_34629_4136.N1	14-OCT-2008 07:27:49	Bright	37.500	36	50Alp UMa	1.8000	6300.0	75	34629	No
87	GOM_NL__2PRFIN20081014_072922_000000362073_00006_34629_4137.N1	14-OCT-2008 07:29:22	Bright	36.000	82	48Bet UMa	2.3650	10600.	72	34629	No
88	GOM_NL__2PRFIN20081014_073244_000000342073_00006_34629_4138.N1	14-OCT-2008 07:32:44	Bright	34.000	174	52Psi UMa	3.0040	4400.0	68	34629	No
89	GOM_NL__2PRFIN20081014_073939_000000422073_00006_34629_4139.N1	14-OCT-2008 07:39:39	Bright	41.500	166	17Eps Leo	2.9800	6000.0	83	34629	No
90	GOM_NL__2PRFIN20081014_074254_000000402073_00006_34629_4140.N1	14-OCT-2008 07:42:54	Bright	39.500	22	32Alp Leo	1.3600	15200.	79	34629	No
91	GOM_NL__2PRFIN20081014_075011_000000532073_00006_34629_4141.N1	14-OCT-2008 07:50:11	Dark	52.500	48	30Alp Hya	1.9770	4100.0	105	34629	No
92	GOM_NL__2PRFIN20081014_075945_000000482073_00006_34629_4142.N1	14-OCT-2008 07:59:45	Dark	47.500	65	Lam Vel	2.2040	4400.0	95	34629	No
93	GOM_NL__2PRFIN20081014_080253_000000422073_00006_34629_4143.N1	14-OCT-2008 08:02:53	Dark	42.000	34	Gam2Vel	1.7930	23000.	84	34629	No
94	GOM_NL__2PRFIN20081014_080708_000000452073_00007_34630_4137.N1	14-OCT-2008 08:07:08	Dark	44.500	161	Tau Pup	2.9310	4500.0	89	34630	No
95	GOM_NL__2PRFIN20081014_080829_000000602073_00007_34630_4138.N1	14-OCT-2008 08:08:29	Dark	60.000	2	Alp Car	-0.73600	7000.0	120	34630	No
96	GOM_NL__2PRFIN20081014_081624_000000382073_00007_34630_4139.N1	14-OCT-2008 08:16:24	Dark	37.500	143	Alp Hyi	2.8570	7200.0	75	34630	No
97	GOM_NL__2PRFIN20081014_081751_000000442073_00007_34630_4140.N1	14-OCT-2008 08:17:51	Dark	43.500	9	Alp Eri	0.45300	24000.	87	34630	No
98	GOM_NL__2PRFIN20081014_082022_000000442073_00007_34630_4141.N1	14-OCT-2008 08:20:22	Straylight	44.000	157	The1Eri	2.9060	9300.0	88	34630	No
99	GOM_NL__2PRFIN20081014_082930_000000442073_00007_34630_4142.N1	14-OCT-2008 08:29:30	Straylight	43.500	52	16Bet Cet	2.0370	4500.0	87	34630	No
100	GOM_NL__2PRFIN20081014_083912_000000362073_00007_34630_4143.N1	14-OCT-2008 08:39:12	Bright	35.500	140	88Gam Peg	2.8340	26000.	71	34630	No
101	GOM_NL__2PRFIN20081014_084310_000000362073_00007_34630_4144.N1	14-OCT-2008 08:43:10	Bright	35.500	58	21Alp And	2.0730	11000.	71	34630	No

102	GOM_NL__2PRFIN20081014_084546_000000402073_00007_34630_4145.N1	14-OCT-2008 08:45:46	Bright	40.000	53	43Bet And	2.0480	3300.0	80	34630	No
103	GOM_NL__2PRFIN20081014_085115_000000382073_00007_34630_4146.N1	14-OCT-2008 08:51:15	Bright	37.500	68	18Alp Cas	2.2250	4500.0	75	34630	No
104	GOM_NL__2PRFIN20081014_085237_000000382073_00007_34630_4147.N1	14-OCT-2008 08:52:37	Bright	37.500	76	27Gam Cas	2.3000	30000.	75	34630	No
105	GOM_NL__2PRFIN20081014_090012_000000342073_00007_34630_4148.N1	14-OCT-2008 09:00:12	Bright	34.000	49	1Alp UMi	1.9900	6300.0	68	34630	No
106	GOM_NL__2PRFIN20081014_090825_000000372073_00007_34630_4149.N1	14-OCT-2008 09:08:25	Bright	37.000	36	50Alp UMa	1.8000	6300.0	74	34630	No
107	GOM_NL__2PRFIN20081014_090958_000000352073_00007_34630_4150.N1	14-OCT-2008 09:09:58	Bright	34.500	82	48Bet UMa	2.3650	10600.	69	34630	No
108	GOM_NL__2PRFIN20081014_091320_000000342073_00007_34630_4151.N1	14-OCT-2008 09:13:20	Bright	33.500	174	52Psi UMa	3.0040	4400.0	67	34630	No
109	GOM_NL__2PRFIN20081014_092016_000000602073_00007_34630_4152.N1	14-OCT-2008 09:20:16	Bright	60.000	166	17Eps Leo	2.9800	6000.0	120	34630	No
110	GOM_NL__2PRFIN20081014_092330_000000422073_00007_34630_4153.N1	14-OCT-2008 09:23:30	Bright	41.500	22	32Alp Leo	1.3600	15200.	83	34630	No
111	GOM_NL__2PRFIN20081014_093048_000000582073_00007_34630_4154.N1	14-OCT-2008 09:30:48	Dark	58.000	48	30Alp Hya	1.9770	4100.0	116	34630	No
112	GOM_NL__2PRFIN20081014_094022_000000462073_00007_34630_4155.N1	14-OCT-2008 09:40:22	Dark	45.500	65	Lam Vel	2.2040	4400.0	91	34630	No
113	GOM_NL__2PRFIN20081014_094330_000000412073_00007_34630_4156.N1	14-OCT-2008 09:43:30	Dark	41.000	34	Gam2Vel	1.7930	23000.	82	34630	No
114	GOM_NL__2PRFIN20081014_094745_000000442073_00008_34631_4152.N1	14-OCT-2008 09:47:45	Dark	43.500	161	Tau Pup	2.9310	4500.0	87	34631	No
115	GOM_NL__2PRFIN20081014_094906_000000612073_00008_34631_4153.N1	14-OCT-2008 09:49:06	Dark	61.000	2	Alp Car	-0.73600	7000.0	122	34631	No
116	GOM_NL__2PRFIN20081014_095701_000000382073_00008_34631_4154.N1	14-OCT-2008 09:57:01	Dark	37.500	143	Alp Hyi	2.8570	7200.0	75	34631	No
117	GOM_NL__2PRFIN20081014_095827_000000432073_00008_34631_4155.N1	14-OCT-2008 09:58:27	Dark	42.500	9	Alp Eri	0.45300	24000.	85	34631	No
118	GOM_NL__2PRFIN20081014_100058_000000442073_00008_34631_4156.N1	14-OCT-2008 10:00:58	Straylight	44.000	157	The1Eri	2.9060	9300.0	88	34631	No
119	GOM_NL__2PRFIN20081014_101006_000000402073_00008_34631_4157.N1	14-OCT-2008 10:10:06	Straylight	40.000	52	16Bet Cet	2.0370	4500.0	80	34631	No
120	GOM_NL__2PRFIN20081014_101947_000000352073_00008_34631_4158.N1	14-OCT-2008 10:19:47	Bright	35.000	140	88Gam Peg	2.8340	26000.	70	34631	No
121	GOM_NL__2PRFIN20081014_102345_000000382073_00008_34631_4159.N1	14-OCT-2008 10:23:45	Bright	37.500	58	21Alp And	2.0730	11000.	75	34631	No
122	GOM_NL__2PRFIN20081014_102621_000000422073_00008_34631_4160.N1	14-OCT-2008 10:26:21	Bright	41.500	53	43Bet And	2.0480	3300.0	83	34631	No
123	GOM_NL__2PRFIN20081014_103151_000000382073_00008_34631_4161.N1	14-OCT-2008 10:31:51	Bright	38.000	68	18Alp Cas	2.2250	4500.0	76	34631	No
124	GOM_NL__2PRFIN20081014_103313_000000372073_00008_34631_4162.N1	14-OCT-2008 10:33:13	Bright	36.500	76	27Gam Cas	2.3000	30000.	73	34631	No
125	GOM_NL__2PRFIN20081014_104047_000000362073_00008_34631_4163.N1	14-OCT-2008 10:40:47	Bright	36.000	49	1Alp UMi	1.9900	6300.0	72	34631	No
126	GOM_NL__2PRFIN20081014_104901_000000372073_00008_34631_4164.N1	14-OCT-2008 10:49:01	Bright	37.000	36	50Alp UMa	1.8000	6300.0	74	34631	No
127	GOM_NL__2PRFIN20081014_105034_000000502073_00008_34631_4165.N1	14-OCT-2008 10:50:34	Bright	50.000	82	48Bet UMa	2.3650	10600.	100	34631	No
128	GOM_NL__2PRFIN20081014_105356_000000342073_00008_34631_4166.N1	14-OCT-2008 10:53:56	Bright	34.000	174	52Psi UMa	3.0040	4400.0	68	34631	No
129	GOM_NL__2PRFIN20081014_110052_000000402073_00008_34631_4167.N1	14-OCT-2008 11:00:52	Bright	40.000	166	17Eps Leo	2.9800	6000.0	80	34631	No
130	GOM_NL__2PRFIN20081014_110406_000000572073_00008_34631_4168.N1	14-OCT-2008 11:04:06	Bright	57.000	22	32Alp Leo	1.3600	15200.	114	34631	No
131	GOM_NL__2PRFIN20081014_111124_000000492073_00008_34631_4169.N1	14-OCT-2008 11:11:24	Dark	49.000	48	30Alp Hya	1.9770	4100.0	98	34631	No
132	GOM_NL__2PRFIN20081014_112058_000000472073_00008_34631_4170.N1	14-OCT-2008 11:20:58	Dark	47.000	65	Lam Vel	2.2040	4400.0	94	34631	No
133	GOM_NL__2PRFIN20081014_112406_000000422073_00008_34631_4171.N1	14-OCT-2008 11:24:06	Dark	42.000	34	Gam2Vel	1.7930	23000.	84	34631	No
134	GOM_NL__2PRFIN20081014_112822_000000452073_00009_34632_4177.N1	14-OCT-2008 11:28:22	Dark	44.500	161	Tau Pup	2.9310	4500.0	89	34632	No
135	GOM_NL__2PRFIN20081014_112943_000000532073_00009_34632_4178.N1	14-OCT-2008 11:29:43	Dark	52.500	2	Alp Car	-0.73600	7000.0	105	34632	No
136	GOM_NL__2PRFIN20081014_113737_000000372073_00009_34632_4179.N1	14-OCT-2008 11:37:37	Dark	37.000	143	Alp Hyi	2.8570	7200.0	74	34632	No
137	GOM_NL__2PRFIN20081014_113903_000000472073_00009_34632_4180.N1	14-OCT-2008 11:39:03	Dark	47.000	9	Alp Eri	0.45300	24000.	94	34632	No
138	GOM_NL__2PRFIN20081014_114134_000000452073_00009_34632_4181.N1	14-OCT-2008 11:41:34	Straylight	45.000	157	The1Eri	2.9060	9300.0	90	34632	No
139	GOM_NL__2PRFIN20081014_115042_000000422073_00009_34632_4182.N1	14-OCT-2008 11:50:42	Straylight	41.500	52	16Bet Cet	2.0370	4500.0	83	34632	No
140	GOM_NL__2PRFIN20081014_120023_000000372073_00009_34632_4183.N1	14-OCT-2008 12:00:23	Bright	36.500	140	88Gam Peg	2.8340	26000.	73	34632	No
141	GOM_NL__2PRFIN20081014_120421_000000372073_00009_34632_4184.N1	14-OCT-2008 12:04:21	Bright	36.500	58	21Alp And	2.0730	11000.	73	34632	No
142	GOM_NL__2PRFIN20081014_120657_000000422073_00009_34632_4185.N1	14-OCT-2008 12:06:57	Bright	42.000	53	43Bet And	2.0480	3300.0	84	34632	No
143	GOM_NL__2PRFIN20081014_121226_000000382073_00009_34632_4186.N1	14-OCT-2008 12:12:26	Bright	38.000	68	18Alp Cas	2.2250	4500.0	76	34632	No
144	GOM_NL__2PRFIN20081014_121348_000000382073_00009_34632_4187.N1	14-OCT-2008 12:13:48	Bright	37.500	76	27Gam Cas	2.3000	30000.	75	34632	No
145	GOM_NL__2PRFIN20081014_122123_000000372073_00009_34632_4188.N1	14-OCT-2008 12:21:23	Bright	36.500	49	1Alp UMi	1.9900	6300.0	73	34632	No
146	GOM_NL__2PRFIN20081014_122936_000000332073_00009_34632_4189.N1	14-OCT-2008 12:29:36	Bright	33.000	36	50Alp UMa	1.8000	6300.0	66	34632	No
147	GOM_NL__2PRFIN20081014_123110_000000332073_00009_34632_4190.N1	14-OCT-2008 12:31:10	Bright	33.000	82	48Bet UMa	2.3650	10600.	66	34632	No
148	GOM_NL__2PRFIN20081014_123432_000000362073_00009_34632_4191.N1	14-OCT-2008 12:34:32	Bright	35.500	174	52Psi UMa	3.0040	4400.0	71	34632	No
149	GOM_NL__2PRFIN20081014_124128_000000442073_00009_34632_4192.N1	14-OCT-2008 12:41:28	Bright	44.000	166	17Eps Leo	2.9800	6000.0	88	34632	No
150	GOM_NL__2PRFIN20081014_124443_000000572073_00009_34632_4193.N1	14-OCT-2008 12:44:43	Bright	57.000	22	32Alp Leo	1.3600	15200.	114	34632	No
151	GOM_NL__2PRFIN20081014_125201_000000532073_00009_34632_4194.N1	14-OCT-2008 12:52:01	Dark	53.000	48	30Alp Hya	1.9770	4100.0	106	34632	No
152	GOM_NL__2PRFIN20081014_130135_000000472073_00009_34632_4195.N1	14-OCT-2008 13:01:35	Dark	46.500	65	Lam Vel	2.2040	4400.0	93	34632	No
153	GOM_NL__2PRFIN20081014_130443_000000432073_00009_34632_4196.N1	14-OCT-2008 13:04:43	Dark	43.000	34	Gam2Vel	1.7930	23000.	86	34632	No
154	GOM_NL__2PRFIN20081014_130858_000000432073_00010_34633_4189.N1	14-OCT-2008 13:08:58	Dark	43.000	161	Tau Pup	2.9310	4500.0	86	34633	No
155	GOM_NL__2PRFIN20081014_131019_000000472073_00010_34633_4190.N1	14-OCT-2008 13:10:19	Dark	47.000	2	Alp Car	-0.73600	7000.0	94	34633	No
156	GOM_NL__2PRFIN20081014_131813_000000372073_00010_34633_4191.N1	14-OCT-2008 13:18:13	Dark	37.000	143	Alp Hyi	2.8570	7200.0	74	34633	No
157	GOM_NL__2PRFIN20081014_131940_000000452073_00010_34633_4192.N1	14-OCT-2008 13:19:40	Dark	45.000	9	Alp Eri	0.45300	24000.	90	34633	No
158	GOM_NL__2PRFIN20081014_132211_000000442073_00010_34633_4193.N1	14-OCT-2008 13:22:11	Straylight	44.000	157	The1Eri	2.9060	9300.0	88	34633	No
159	GOM_NL__2PRFIN20081014_133118_000000432073_00010_34633_4194.N1	14-OCT-2008 13:31:18	Straylight	43.000	52	16Bet Cet	2.0370	4500.0	86	34633	No
160	GOM_NL__2PRFIN20081014_134059_000000352073_00010_34633_4195.N1	14-OCT-2008 13:40:59	Bright	35.000	140	88Gam Peg	2.8340	26000.	70	34633	No

161	GOM_NL__2PRFIN20081014_134457_000000372073_00010_34633_4196.N1	14-OCT-2008 13:44:57	Bright	37.000	58	21Alp And	2.0730	11000.	74	34633	No
162	GOM_NL__2PRFIN20081014_134732_000000412073_00010_34633_4197.N1	14-OCT-2008 13:47:32	Bright	40.500	53	43Bet And	2.0480	3300.0	81	34633	No
163	GOM_NL__2PRFIN20081014_135302_000000372073_00010_34633_4198.N1	14-OCT-2008 13:53:02	Bright	37.000	68	18Alp Cas	2.2250	4500.0	74	34633	No
164	GOM_NL__2PRFIN20081014_135424_000000382073_00010_34633_4199.N1	14-OCT-2008 13:54:24	Bright	37.500	76	27Gam Cas	2.3000	30000.	75	34633	No
165	GOM_NL__2PRFIN20081014_140159_000000332073_00010_34633_4200.N1	14-OCT-2008 14:01:59	Bright	32.500	49	1Alp UMi	1.9900	6300.0	65	34633	No
166	GOM_NL__2PRFIN20081014_141012_000000372073_00010_34633_4201.N1	14-OCT-2008 14:10:12	Bright	37.000	36	50Alp UMa	1.8000	6300.0	74	34633	No
167	GOM_NL__2PRFIN20081014_141146_000000532073_00010_34633_4202.N1	14-OCT-2008 14:11:46	Bright	52.500	82	48Bet UMa	2.3650	10600.	105	34633	No
168	GOM_NL__2PRFIN20081014_141508_000000522073_00010_34633_4203.N1	14-OCT-2008 14:15:08	Bright	52.000	174	52Psi UMa	3.0040	4400.0	104	34633	No
169	GOM_NL__2PRFIN20081014_142204_000000422073_00010_34633_4204.N1	14-OCT-2008 14:22:04	Bright	42.000	166	17Eps Leo	2.9800	6000.0	84	34633	No
170	GOM_NL__2PRFIN20081014_142519_000000572073_00010_34633_4205.N1	14-OCT-2008 14:25:19	Bright	57.000	22	32Alp Leo	1.3600	15200.	114	34633	No
171	GOM_NL__2PRFIN20081014_143238_000000522073_00010_34633_4206.N1	14-OCT-2008 14:32:38	Dark	52.000	48	30Alp Hya	1.9770	4100.0	104	34633	No
172	GOM_NL__2PRFIN20081014_144211_000000502073_00010_34633_4207.N1	14-OCT-2008 14:42:11	Dark	50.000	65	Lam Vel	2.2040	4400.0	100	34633	No
173	GOM_NL__2PRFIN20081014_144520_000000412073_00010_34633_4208.N1	14-OCT-2008 14:45:20	Dark	40.500	34	Gam2Vel	1.7930	23000.	81	34633	No
174	GOM_NL__2PRFIN20081014_144935_000000462073_00011_34634_4203.N1	14-OCT-2008 14:49:35	Dark	46.000	161	Tau Pup	2.9310	4500.0	92	34634	No
175	GOM_NL__2PRFIN20081014_145056_000000482073_00011_34634_4204.N1	14-OCT-2008 14:50:56	Dark	48.000	2	Alp Car	-0.73600	7000.0	96	34634	No
176	GOM_NL__2PRFIN20081014_145849_000000382073_00011_34634_4205.N1	14-OCT-2008 14:58:49	Dark	37.500	143	Alp Hyi	2.8570	7200.0	75	34634	No
177	GOM_NL__2PRFIN20081014_150016_000000402073_00011_34634_4206.N1	14-OCT-2008 15:00:16	Dark	40.000	9	Alp Eri	0.45300	24000.	80	34634	No
178	GOM_NL__2PRFIN20081014_150247_000000432073_00011_34634_4207.N1	14-OCT-2008 15:02:47	Straylight	43.000	157	The1Eri	2.9060	9300.0	86	34634	No
179	GOM_NL__2PRFIN20081014_151154_000000442073_00011_34634_4208.N1	14-OCT-2008 15:11:54	Straylight	43.500	52	16Bet Cet	2.0370	4500.0	87	34634	No
180	GOM_NL__2PRFIN20081014_152135_000000362073_00011_34634_4209.N1	14-OCT-2008 15:21:35	Bright	36.000	140	88Gam Peg	2.8340	26000.	72	34634	No
181	GOM_NL__2PRFIN20081014_152533_000000362073_00011_34634_4210.N1	14-OCT-2008 15:25:33	Bright	36.000	58	21Alp And	2.0730	11000.	72	34634	No
182	GOM_NL__2PRFIN20081014_152808_000000412073_00011_34634_4211.N1	14-OCT-2008 15:28:08	Bright	41.000	53	43Bet And	2.0480	3300.0	82	34634	No
183	GOM_NL__2PRFIN20081014_153338_000000382073_00011_34634_4212.N1	14-OCT-2008 15:33:38	Bright	37.500	68	18Alp Cas	2.2250	4500.0	75	34634	No
184	GOM_NL__2PRFIN20081014_153500_000000372073_00011_34634_4213.N1	14-OCT-2008 15:35:00	Bright	36.500	76	27Gam Cas	2.3000	30000.	73	34634	No
185	GOM_NL__2PRFIN20081014_154235_000000372073_00011_34634_4214.N1	14-OCT-2008 15:42:35	Bright	36.500	49	1Alp UMi	1.9900	6300.0	73	34634	No
186	GOM_NL__2PRFIN20081014_155048_000000382073_00011_34634_4215.N1	14-OCT-2008 15:50:48	Bright	37.500	36	50Alp UMa	1.8000	6300.0	75	34634	No
187	GOM_NL__2PRFIN20081014_155222_000000362073_00011_34634_4216.N1	14-OCT-2008 15:52:22	Bright	35.500	82	48Bet UMa	2.3650	10600.	71	34634	No
188	GOM_NL__2PRFIN20081014_155544_000000352073_00011_34634_4217.N1	14-OCT-2008 15:55:44	Bright	34.500	174	52Psi UMa	3.0040	4400.0	69	34634	No
189	GOM_NL__2PRFIN20081014_160240_000000402073_00011_34634_4218.N1	14-OCT-2008 16:02:40	Bright	40.000	166	17Eps Leo	2.9800	6000.0	80	34634	No
190	GOM_NL__2PRFIN20081014_160555_000000512073_00011_34634_4219.N1	14-OCT-2008 16:05:55	Bright	50.500	22	32Alp Leo	1.3600	15200.	101	34634	No
191	GOM_NL__2PRFIN20081014_161314_000000522073_00011_34634_4220.N1	14-OCT-2008 16:13:14	Dark	51.500	48	30Alp Hya	1.9770	4100.0	103	34634	No
192	GOM_NL__2PRFIN20081014_162248_000000532073_00011_34634_4221.N1	14-OCT-2008 16:22:48	Dark	52.500	65	Lam Vel	2.2040	4400.0	105	34634	No
193	GOM_NL__2PRFIN20081014_162556_000000442073_00011_34634_4222.N1	14-OCT-2008 16:25:56	Dark	43.500	34	Gam2Vel	1.7930	23000.	87	34634	No
194	GOM_NL__2PRFIN20081014_163012_000000462073_00012_34635_4214.N1	14-OCT-2008 16:30:12	Dark	45.500	161	Tau Pup	2.9310	4500.0	91	34635	No
195	GOM_NL__2PRFIN20081014_163133_000000472073_00012_34635_4215.N1	14-OCT-2008 16:31:33	Dark	46.500	2	Alp Car	-0.73600	7000.0	93	34635	No
196	GOM_NL__2PRFIN20081014_163925_000000372073_00012_34635_4216.N1	14-OCT-2008 16:39:25	Dark	37.000	143	Alp Hyi	2.8570	7200.0	74	34635	No
197	GOM_NL__2PRFIN20081014_164052_000000402073_00012_34635_4217.N1	14-OCT-2008 16:40:52	Dark	39.500	9	Alp Eri	0.45300	24000.	79	34635	No
198	GOM_NL__2PRFIN20081014_164324_000000452073_00012_34635_4218.N1	14-OCT-2008 16:43:24	Straylight	44.500	157	The1Eri	2.9060	9300.0	89	34635	No
199	GOM_NL__2PRFIN20081014_165231_000000442073_00012_34635_4219.N1	14-OCT-2008 16:52:31	Straylight	43.500	52	16Bet Cet	2.0370	4500.0	87	34635	No
200	GOM_NL__2PRFIN20081014_170211_000000372073_00012_34635_4220.N1	14-OCT-2008 17:02:11	Bright	36.500	140	88Gam Peg	2.8340	26000.	73	34635	No
201	GOM_NL__2PRFIN20081014_170609_000000362073_00012_34635_4221.N1	14-OCT-2008 17:06:09	Bright	36.000	58	21Alp And	2.0730	11000.	72	34635	No
202	GOM_NL__2PRFIN20081014_170844_000000412073_00012_34635_4222.N1	14-OCT-2008 17:08:44	Bright	41.000	53	43Bet And	2.0480	3300.0	82	34635	No
203	GOM_NL__2PRFIN20081014_171414_000000382073_00012_34635_4223.N1	14-OCT-2008 17:14:14	Bright	37.500	68	18Alp Cas	2.2250	4500.0	75	34635	No
204	GOM_NL__2PRFIN20081014_171535_000000392073_00012_34635_4224.N1	14-OCT-2008 17:15:35	Bright	38.500	76	27Gam Cas	2.3000	30000.	77	34635	No
205	GOM_NL__2PRFIN20081014_172311_000000342073_00012_34635_4225.N1	14-OCT-2008 17:23:11	Bright	33.500	49	1Alp UMi	1.9900	6300.0	67	34635	No
206	GOM_NL__2PRFIN20081014_173124_000000382073_00012_34635_4226.N1	14-OCT-2008 17:31:24	Bright	37.500	36	50Alp UMa	1.8000	6300.0	75	34635	No
207	GOM_NL__2PRFIN20081014_173258_000000352073_00012_34635_4227.N1	14-OCT-2008 17:32:58	Bright	34.500	82	48Bet UMa	2.3650	10600.	69	34635	No
208	GOM_NL__2PRFIN20081014_173620_000000342073_00012_34635_4228.N1	14-OCT-2008 17:36:20	Bright	34.000	174	52Psi UMa	3.0040	4400.0	68	34635	No
209	GOM_NL__2PRFIN20081014_174316_000000402073_00012_34635_4229.N1	14-OCT-2008 17:43:16	Bright	40.000	166	17Eps Leo	2.9800	6000.0	80	34635	No
210	GOM_NL__2PRFIN20081014_174632_000000402073_00012_34635_4230.N1	14-OCT-2008 17:46:32	Bright	39.500	22	32Alp Leo	1.3600	15200.	79	34635	No
211	GOM_NL__2PRFIN20081014_175351_000000572073_00012_34635_4231.N1	14-OCT-2008 17:53:51	Dark	57.000	48	30Alp Hya	1.9770	4100.0	114	34635	No
212	GOM_NL__2PRFIN20081014_180324_000000532073_00012_34635_4232.N1	14-OCT-2008 18:03:24	Dark	53.000	65	Lam Vel	2.2040	4400.0	106	34635	No
213	GOM_NL__2PRFIN20081014_180633_000000452073_00012_34635_4233.N1	14-OCT-2008 18:06:33	Dark	44.500	34	Gam2Vel	1.7930	23000.	89	34635	No
214	GOM_NL__2PRFIN20081014_181049_000000472073_00013_34636_4225.N1	14-OCT-2008 18:10:49	Dark	46.500	161	Tau Pup	2.9310	4500.0	93	34636	No
215	GOM_NL__2PRFIN20081014_181210_000000472073_00013_34636_4226.N1	14-OCT-2008 18:12:10	Dark	47.000	2	Alp Car	-0.73600	7000.0	94	34636	No
216	GOM_NL__2PRFIN20081014_182002_000000372073_00013_34636_4227.N1	14-OCT-2008 18:20:02	Dark	36.500	143	Alp Hyi	2.8570	7200.0	73	34636	No
217	GOM_NL__2PRFIN20081014_182128_000000492073_00013_34636_4228.N1	14-OCT-2008 18:21:28	Dark	49.000	9	Alp Eri	0.45300	24000.	98	34636	No
218	GOM_NL__2PRFIN20081014_182400_000000452073_00013_34636_4229.N1	14-OCT-2008 18:24:00	Straylight	45.000	157	The1Eri	2.9060	9300.0	90	34636	No
219	GOM_NL__2PRFIN20081014_183307_000000442073_00013_34636_4230.N1	14-OCT-2008 18:33:07	Straylight	44.000	52	16Bet Cet	2.0370	4500.0	88	34636	No

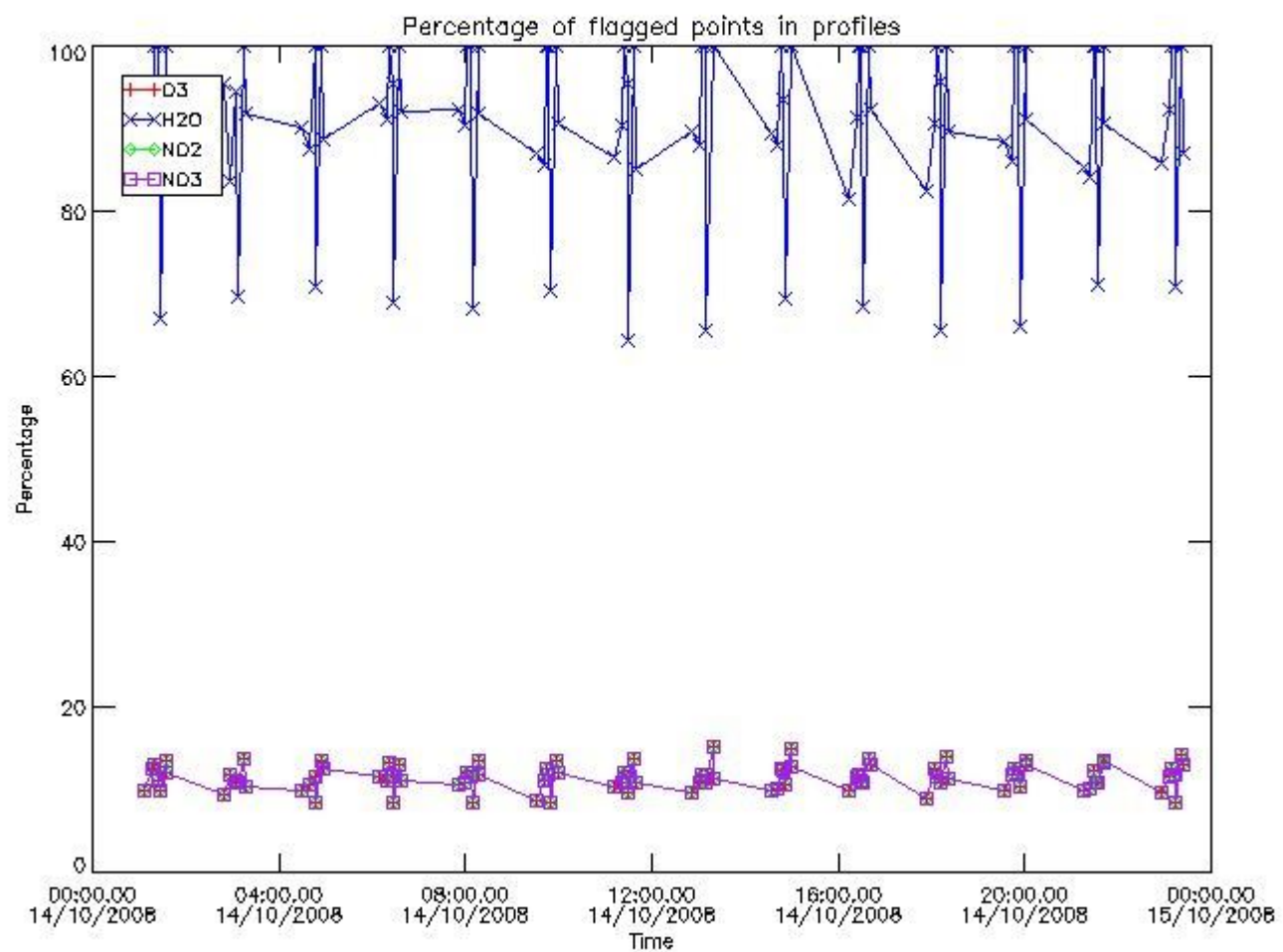
220	GOM_NL__2PRFIN20081014_184247_000000352073_00013_34636_4231.N1	14-OCT-2008 18:42:47	Bright	34.500	140	88Gam Peg	2.8340	26000.	69	34636	No
221	GOM_NL__2PRFIN20081014_184645_000000362073_00013_34636_4232.N1	14-OCT-2008 18:46:45	Bright	35.500	58	21Alp And	2.0730	11000.	71	34636	No
222	GOM_NL__2PRFIN20081014_184919_000000412073_00013_34636_4233.N1	14-OCT-2008 18:49:19	Bright	40.500	53	43Bet And	2.0480	3300.0	81	34636	No
223	GOM_NL__2PRFIN20081014_185449_000000392073_00013_34636_4234.N1	14-OCT-2008 18:54:49	Bright	38.500	68	18Alp Cas	2.2250	4500.0	77	34636	No
224	GOM_NL__2PRFIN20081014_185611_000000382073_00013_34636_4235.N1	14-OCT-2008 18:56:11	Bright	38.000	76	27Gam Cas	2.3000	30000.	76	34636	No
225	GOM_NL__2PRFIN20081014_190347_000000362073_00013_34636_4236.N1	14-OCT-2008 19:03:47	Bright	36.000	49	1Alp UMi	1.9900	6300.0	72	34636	No
226	GOM_NL__2PRFIN20081014_191200_000000382073_00013_34636_4237.N1	14-OCT-2008 19:12:00	Bright	37.500	36	50Alp UMa	1.8000	6300.0	75	34636	No
227	GOM_NL__2PRFIN20081014_191334_000000362073_00013_34636_4238.N1	14-OCT-2008 19:13:34	Bright	36.000	82	48Bet UMa	2.3650	10600.	72	34636	No
228	GOM_NL__2PRFIN20081014_191657_000000352073_00013_34636_4239.N1	14-OCT-2008 19:16:57	Bright	34.500	174	52Psi UMa	3.0040	4400.0	69	34636	No
229	GOM_NL__2PRFIN20081014_192353_000000602073_00013_34636_4240.N1	14-OCT-2008 19:23:53	Bright	60.000	166	17Eps Leo	2.9800	6000.0	120	34636	No
230	GOM_NL__2PRFIN20081014_192708_000000572073_00013_34636_4241.N1	14-OCT-2008 19:27:08	Bright	57.000	22	32Alp Leo	1.3600	15200.	114	34636	No
231	GOM_NL__2PRFIN20081014_193428_000000522073_00013_34636_4242.N1	14-OCT-2008 19:34:28	Dark	52.000	48	30Alp Hya	1.9770	4100.0	104	34636	No
232	GOM_NL__2PRFIN20081014_194401_000000442073_00013_34636_4243.N1	14-OCT-2008 19:44:01	Dark	43.500	65	Lam Vel	2.2040	4400.0	87	34636	No
233	GOM_NL__2PRFIN20081014_194710_000000412073_00013_34636_4244.N1	14-OCT-2008 19:47:10	Dark	41.000	34	Gam2Vel	1.7930	23000.	82	34636	No
234	GOM_NL__2PRFIN20081014_195126_000000432073_00014_34637_4257.N1	14-OCT-2008 19:51:26	Dark	42.500	161	Tau Pup	2.9310	4500.0	85	34637	No
235	GOM_NL__2PRFIN20081014_195247_000000542073_00014_34637_4258.N1	14-OCT-2008 19:52:47	Dark	53.500	2	Alp Car	-0.73600	7000.0	107	34637	No
236	GOM_NL__2PRFIN20081014_200038_000000382073_00014_34637_4259.N1	14-OCT-2008 20:00:38	Dark	37.500	143	Alp Hyi	2.8570	7200.0	75	34637	No
237	GOM_NL__2PRFIN20081014_200204_000000402073_00014_34637_4260.N1	14-OCT-2008 20:02:04	Dark	39.500	9	Alp Eri	0.45300	24000.	79	34637	No
238	GOM_NL__2PRFIN20081014_200437_000000442073_00014_34637_4261.N1	14-OCT-2008 20:04:37	Straylight	44.000	157	The1Eri	2.9060	9300.0	88	34637	No
239	GOM_NL__2PRFIN20081014_201343_000000422073_00014_34637_4262.N1	14-OCT-2008 20:13:43	Straylight	42.000	52	16Bet Cet	2.0370	4500.0	84	34637	No
240	GOM_NL__2PRFIN20081014_202323_000000372073_00014_34637_4263.N1	14-OCT-2008 20:23:23	Bright	36.500	140	88Gam Peg	2.8340	26000.	73	34637	No
241	GOM_NL__2PRFIN20081014_202721_000000372073_00014_34637_4264.N1	14-OCT-2008 20:27:21	Bright	36.500	58	21Alp And	2.0730	11000.	73	34637	No
242	GOM_NL__2PRFIN20081014_202955_000000422073_00014_34637_4265.N1	14-OCT-2008 20:29:55	Bright	41.500	53	43Bet And	2.0480	3300.0	83	34637	No
243	GOM_NL__2PRFIN20081014_203525_000000552073_00014_34637_4266.N1	14-OCT-2008 20:35:25	Bright	55.000	68	18Alp Cas	2.2250	4500.0	110	34637	No
244	GOM_NL__2PRFIN20081014_203647_000000362073_00014_34637_4267.N1	14-OCT-2008 20:36:47	Bright	35.500	76	27Gam Cas	2.3000	30000.	71	34637	No
245	GOM_NL__2PRFIN20081014_204423_000000372073_00014_34637_4268.N1	14-OCT-2008 20:44:23	Bright	37.000	49	1Alp UMi	1.9900	6300.0	74	34637	No
246	GOM_NL__2PRFIN20081014_205236_000000382073_00014_34637_4269.N1	14-OCT-2008 20:52:36	Bright	37.500	36	50Alp UMa	1.8000	6300.0	75	34637	No
247	GOM_NL__2PRFIN20081014_205410_000000372073_00014_34637_4270.N1	14-OCT-2008 20:54:10	Bright	36.500	82	48Bet UMa	2.3650	10600.	73	34637	No
248	GOM_NL__2PRFIN20081014_205733_000000342073_00014_34637_4271.N1	14-OCT-2008 20:57:33	Bright	34.000	174	52Psi UMa	3.0040	4400.0	68	34637	No
249	GOM_NL__2PRFIN20081014_210429_000000472073_00014_34637_4272.N1	14-OCT-2008 21:04:29	Bright	47.000	166	17Eps Leo	2.9800	6000.0	94	34637	No
250	GOM_NL__2PRFIN20081014_210744_000000572073_00014_34637_4273.N1	14-OCT-2008 21:07:44	Bright	57.000	22	32Alp Leo	1.3600	15200.	114	34637	No
251	GOM_NL__2PRFIN20081014_211504_000000522073_00014_34637_4274.N1	14-OCT-2008 21:15:04	Dark	51.500	48	30Alp Hya	1.9770	4100.0	103	34637	No
252	GOM_NL__2PRFIN20081014_212437_000000512073_00014_34637_4275.N1	14-OCT-2008 21:24:37	Dark	50.500	65	Lam Vel	2.2040	4400.0	101	34637	No
253	GOM_NL__2PRFIN20081014_212747_000000422073_00014_34637_4276.N1	14-OCT-2008 21:27:47	Dark	41.500	34	Gam2Vel	1.7930	23000.	83	34637	No
254	GOM_NL__2PRFIN20081014_213202_000000472073_00015_34638_4272.N1	14-OCT-2008 21:32:02	Dark	46.500	161	Tau Pup	2.9310	4500.0	93	34638	No
255	GOM_NL__2PRFIN20081014_213323_000000472073_00015_34638_4273.N1	14-OCT-2008 21:33:23	Dark	47.000	2	Alp Car	-0.73600	7000.0	94	34638	No
256	GOM_NL__2PRFIN20081014_214114_000000392073_00015_34638_4274.N1	14-OCT-2008 21:41:14	Dark	38.500	143	Alp Hyi	2.8570	7200.0	77	34638	No
257	GOM_NL__2PRFIN20081014_214241_000000382073_00015_34638_4275.N1	14-OCT-2008 21:42:41	Dark	38.000	9	Alp Eri	0.45300	24000.	76	34638	No
258	GOM_NL__2PRFIN20081014_214513_000000462073_00015_34638_4276.N1	14-OCT-2008 21:45:13	Straylight	46.000	157	The1Eri	2.9060	9300.0	92	34638	No
259	GOM_NL__2PRFIN20081014_215419_000000422073_00015_34638_4277.N1	14-OCT-2008 21:54:19	Straylight	42.000	52	16Bet Cet	2.0370	4500.0	84	34638	No
260	GOM_NL__2PRFIN20081014_220359_000000372073_00015_34638_4278.N1	14-OCT-2008 22:03:59	Bright	36.500	140	88Gam Peg	2.8340	26000.	73	34638	No
261	GOM_NL__2PRFIN20081014_220757_000000352073_00015_34638_4279.N1	14-OCT-2008 22:07:57	Bright	35.000	58	21Alp And	2.0730	11000.	70	34638	No
262	GOM_NL__2PRFIN20081014_221031_000000412073_00015_34638_4280.N1	14-OCT-2008 22:10:31	Bright	40.500	53	43Bet And	2.0480	3300.0	81	34638	No
263	GOM_NL__2PRFIN20081014_221601_000000382073_00015_34638_4281.N1	14-OCT-2008 22:16:01	Bright	38.000	68	18Alp Cas	2.2250	4500.0	76	34638	No
264	GOM_NL__2PRFIN20081014_221723_000000382073_00015_34638_4282.N1	14-OCT-2008 22:17:23	Bright	37.500	76	27Gam Cas	2.3000	30000.	75	34638	No
265	GOM_NL__2PRFIN20081014_222459_000000372073_00015_34638_4283.N1	14-OCT-2008 22:24:59	Bright	36.500	49	1Alp UMi	1.9900	6300.0	73	34638	No
266	GOM_NL__2PRFIN20081014_223312_000000372073_00015_34638_4284.N1	14-OCT-2008 22:33:12	Bright	36.500	36	50Alp UMa	1.8000	6300.0	73	34638	No
267	GOM_NL__2PRFIN20081014_223445_000000352073_00015_34638_4285.N1	14-OCT-2008 22:34:45	Bright	35.000	82	48Bet UMa	2.3650	10600.	70	34638	No
268	GOM_NL__2PRFIN20081014_223809_000000352073_00015_34638_4286.N1	14-OCT-2008 22:38:09	Bright	34.500	174	52Psi UMa	3.0040	4400.0	69	34638	No
269	GOM_NL__2PRFIN20081014_224505_000000602073_00015_34638_4287.N1	14-OCT-2008 22:45:05	Bright	60.000	166	17Eps Leo	2.9800	6000.0	120	34638	No
270	GOM_NL__2PRFIN20081014_224820_000000422073_00015_34638_4288.N1	14-OCT-2008 22:48:20	Bright	41.500	22	32Alp Leo	1.3600	15200.	83	34638	No
271	GOM_NL__2PRFIN20081014_225541_000000542073_00015_34638_4289.N1	14-OCT-2008 22:55:41	Dark	53.500	48	30Alp Hya	1.9770	4100.0	107	34638	No
272	GOM_NL__2PRFIN20081014_230514_000000532073_00015_34638_4290.N1	14-OCT-2008 23:05:14	Dark	53.000	65	Lam Vel	2.2040	4400.0	106	34638	No
273	GOM_NL__2PRFIN20081014_230823_000000412073_00015_34638_4291.N1	14-OCT-2008 23:08:23	Dark	41.000	34	Gam2Vel	1.7930	23000.	82	34638	No
274	GOM_NL__2PRFIN20081014_231239_000000432073_00016_34639_4286.N1	14-OCT-2008 23:12:39	Dark	43.000	161	Tau Pup	2.9310	4500.0	86	34639	No
275	GOM_NL__2PRFIN20081014_231400_000000612073_00016_34639_4287.N1	14-OCT-2008 23:14:00	Dark	60.500	2	Alp Car	-0.73600	7000.0	121	34639	No
276	GOM_NL__2PRFIN20081014_232150_000000362073_00016_34639_4288.N1	14-OCT-2008 23:21:50	Dark	36.000	143	Alp Hyi	2.8570	7200.0	72	34639	No
277	GOM_NL__2PRFIN20081014_232317_000000392073_00016_34639_4289.N1	14-OCT-2008 23:23:17	Dark	39.000	9	Alp Eri	0.45300	24000.	78	34639	No
278	GOM_NL__2PRFIN20081014_232550_000000472073_00016_34639_4290.N1	14-OCT-2008 23:25:50	Straylight	46.500	157	The1Eri	2.9060	9300.0	93	34639	No

279	GOM_NL__2PRFIN20081014_233455_000000462073_00016_34639_4291.N1	14-OCT-2008 23:34:55	Straylight	45.500	52	16Bet Cet	2.0370	4500.0	91	34639	No
280	GOM_NL__2PRFIN20081014_234435_000000362073_00016_34639_4292.N1	14-OCT-2008 23:44:35	Bright	36.000	140	88Gam Peg	2.8340	26000.	72	34639	No
281	GOM_NL__2PRFIN20081014_234832_000000382073_00016_34639_4293.N1	14-OCT-2008 23:48:32	Bright	37.500	58	21Alp And	2.0730	11000.	75	34639	No
282	GOM_NL__2PRFIN20081014_235106_000000432073_00016_34639_4294.N1	14-OCT-2008 23:51:06	Bright	42.500	53	43Bet And	2.0480	3300.0	85	34639	No
283	GOM_NL__2PRFIN20081014_235636_000000382073_00016_34639_4295.N1	14-OCT-2008 23:56:36	Bright	38.000	68	18Alp Cas	2.2250	4500.0	76	34639	No
284	GOM_NL__2PRFIN20081014_235758_000000382073_00016_34639_4296.N1	14-OCT-2008 23:57:58	Bright	37.500	76	27Gam Cas	2.3000	30000.	75	34639	No

3. Quality information per product


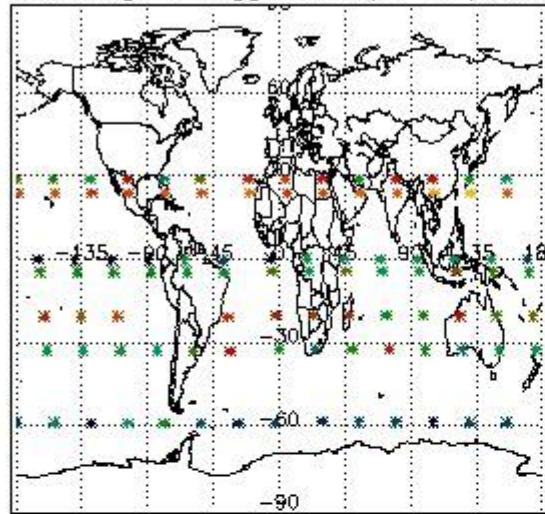
In this section it is plotted some information contained in the Quality Summary data set of the level 2 products. Only products in dark limb conditions and without errors (error flag in the MPH set to "0") are used.

3.1 Plot quality information per product (time dependant)

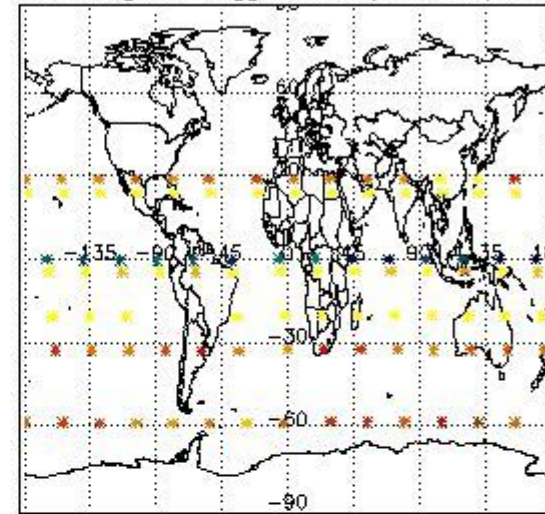


3.2 Plot quality information per product (world map)

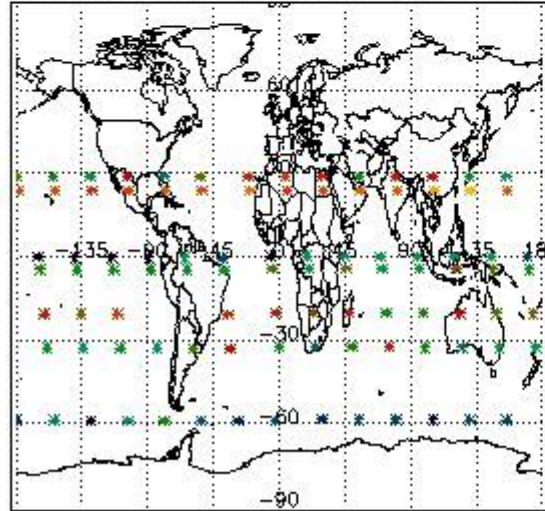
Percentage of flagged data per O3 profile



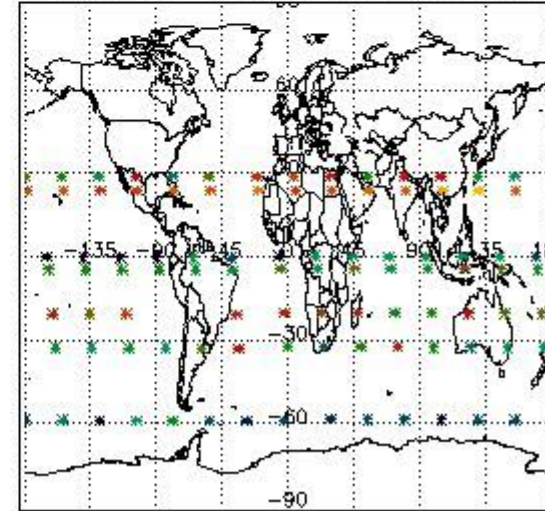
Percentage of flagged data per H2O profile



Percentage of flagged data per NO2 profile



Percentage of flagged data per NO3 profile

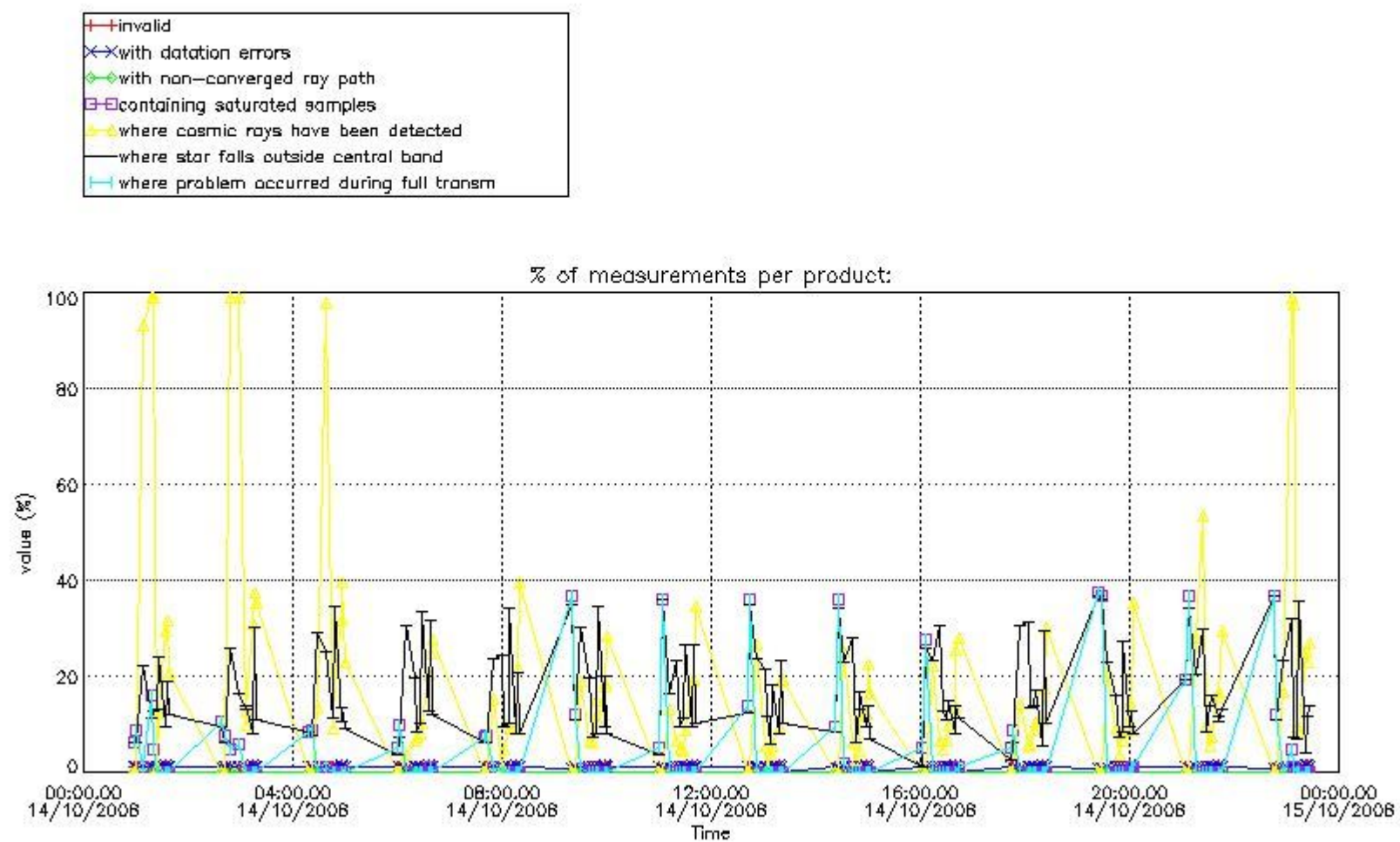


4. Level 1 quality information per product

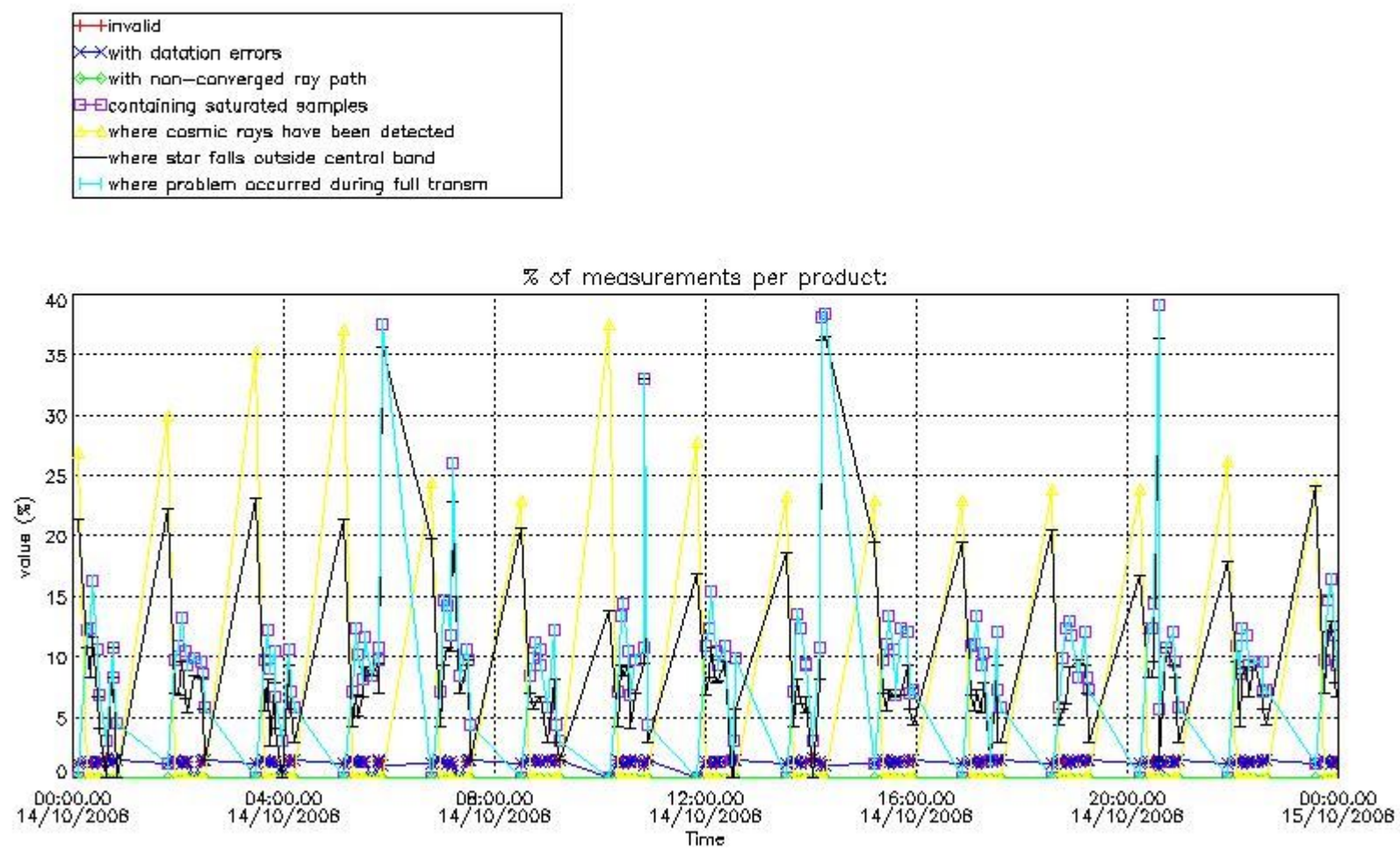
In this section it is plotted some information contained in the Quality Summary data set of the level 2 products that comes from the level 1b processing. Products without errors (error flag in the MPH set to "0") are used.

4.1 Plot quality information per product (time dependant) coming from level 1b processing

4.1.1 Plot level 1 quality information per product (time dependant): ENVISAT ASCENDING passes



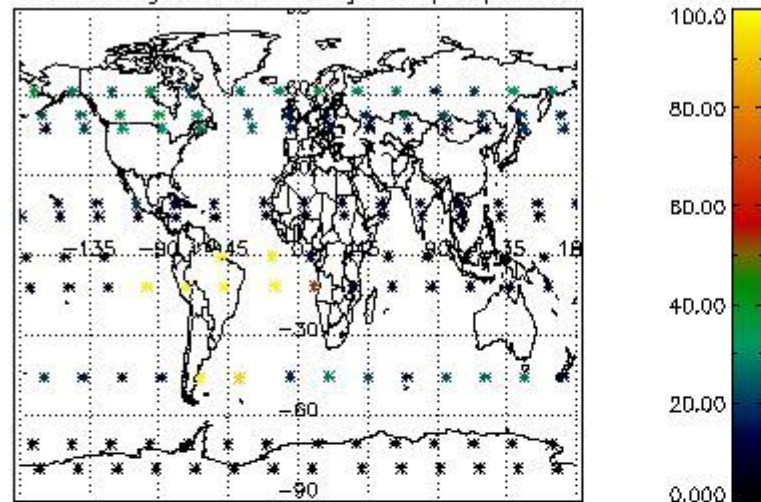
4.1.2 Plot level 1 quality information per product (time dependant): ENVI SAT DESCENDING passes



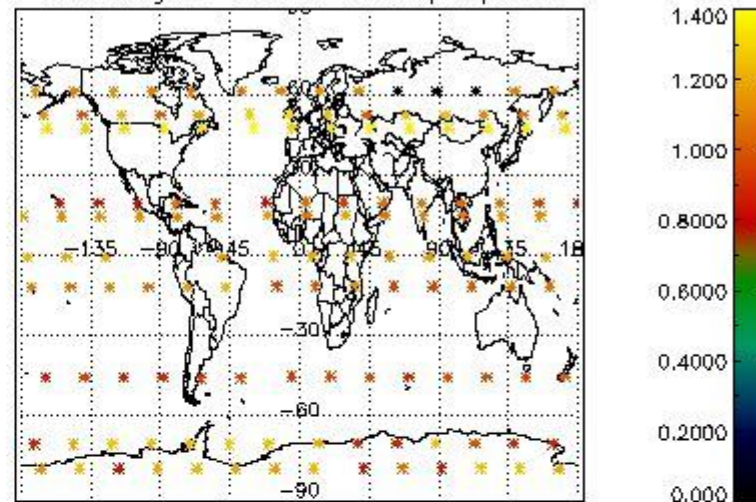
4.2 Plot quality information per product coming from level 1b processing (world map)

4.2.1 Plot level 1 quality information per product (world map): ENVISAT ASCENDING passes

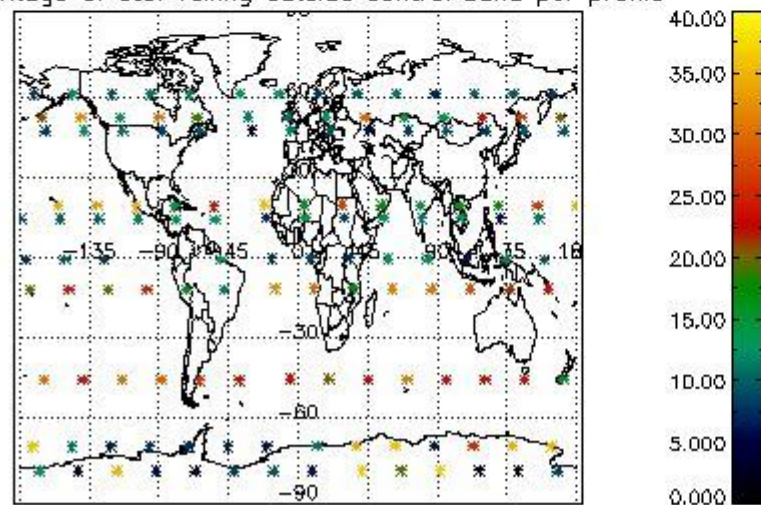
Percentage of cosmic ray hits per profile



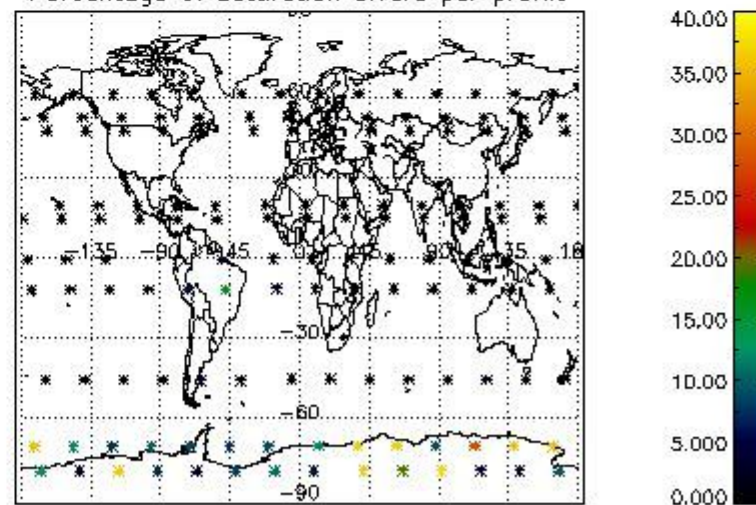
Percentage of datation errors per profile



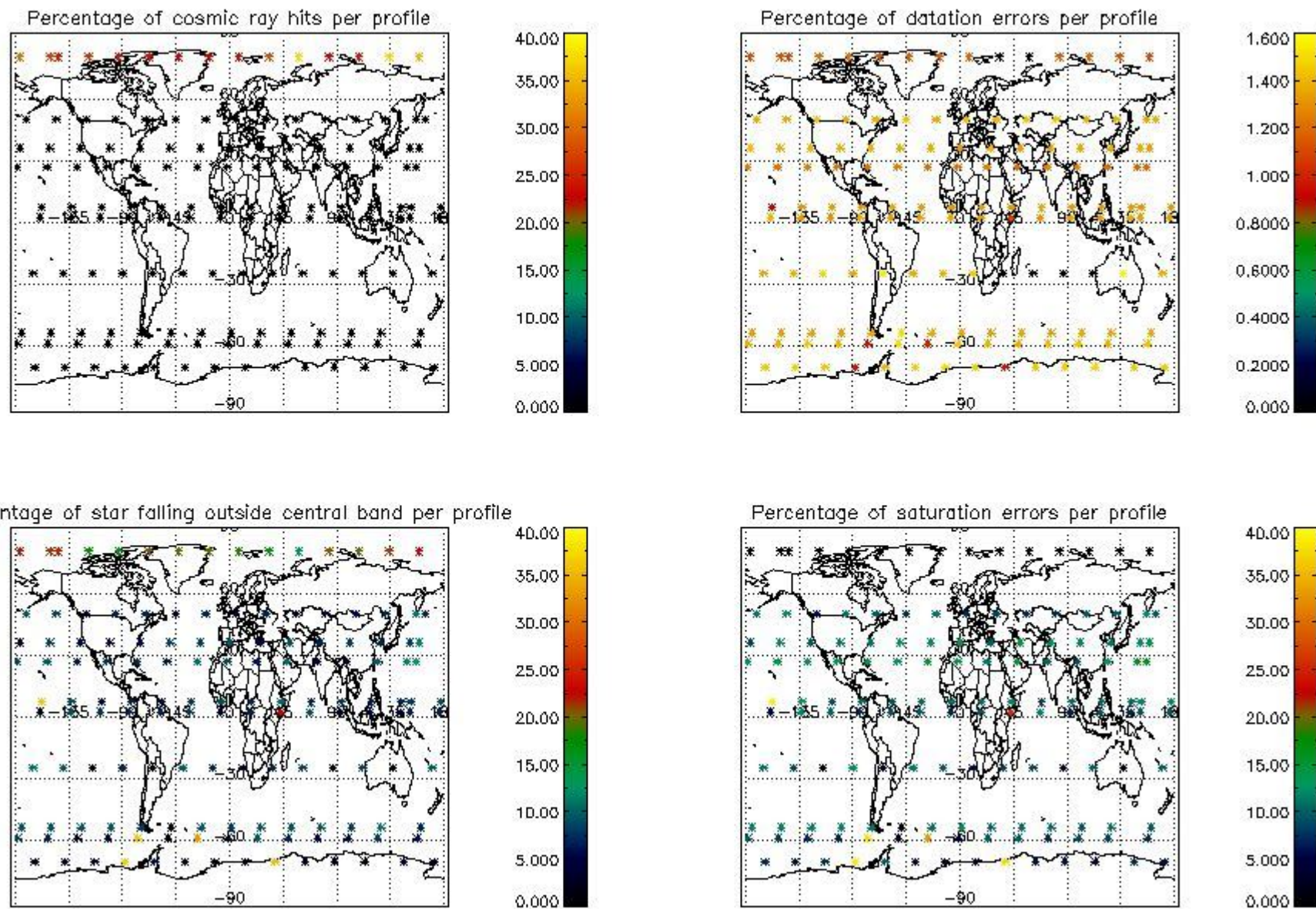
Percentage of star falling outside central band per profile



Percentage of saturation errors per profile



4.2.2 Plot level 1 quality information per product (world map): ENVISAT DESCENDING passes



5. Trace gas profiles

5.1 Ozone statistics based on quality of products

The final quality of the products can be "measured" using the STD (Standard Deviation) attached to every point profile. This information is written to the parameter GOM_NL__2P/NL_LOCAL_SPECIES_DENSITY/o3_std of the level 2 products. The table below shows the statistics for given STD ranges.

The statistics are given with respect to the overall valid production:

- Products without fatal errors: GOM_NL__2P/MPH/PRODUCT_ERR=0
- Valid point profile: GOM_NL__2P/NL_LOCAL_SPECIES_DENSITY/pcd(0)=0

The 'Criteria' is applied to valid points of dark limb products:

- Products in dark limb illumination condition: GOM_NL__2P/NL_SUMMARY_QUALITY/obs_ill_cond=0
- Products without fatal errors: GOM_NL__2P/MPH/PRODUCT_ERR=0
- Valid point profile: GOM_NL__2P/NL_LOCAL_SPECIES_DENSITY/pcd(0)=0

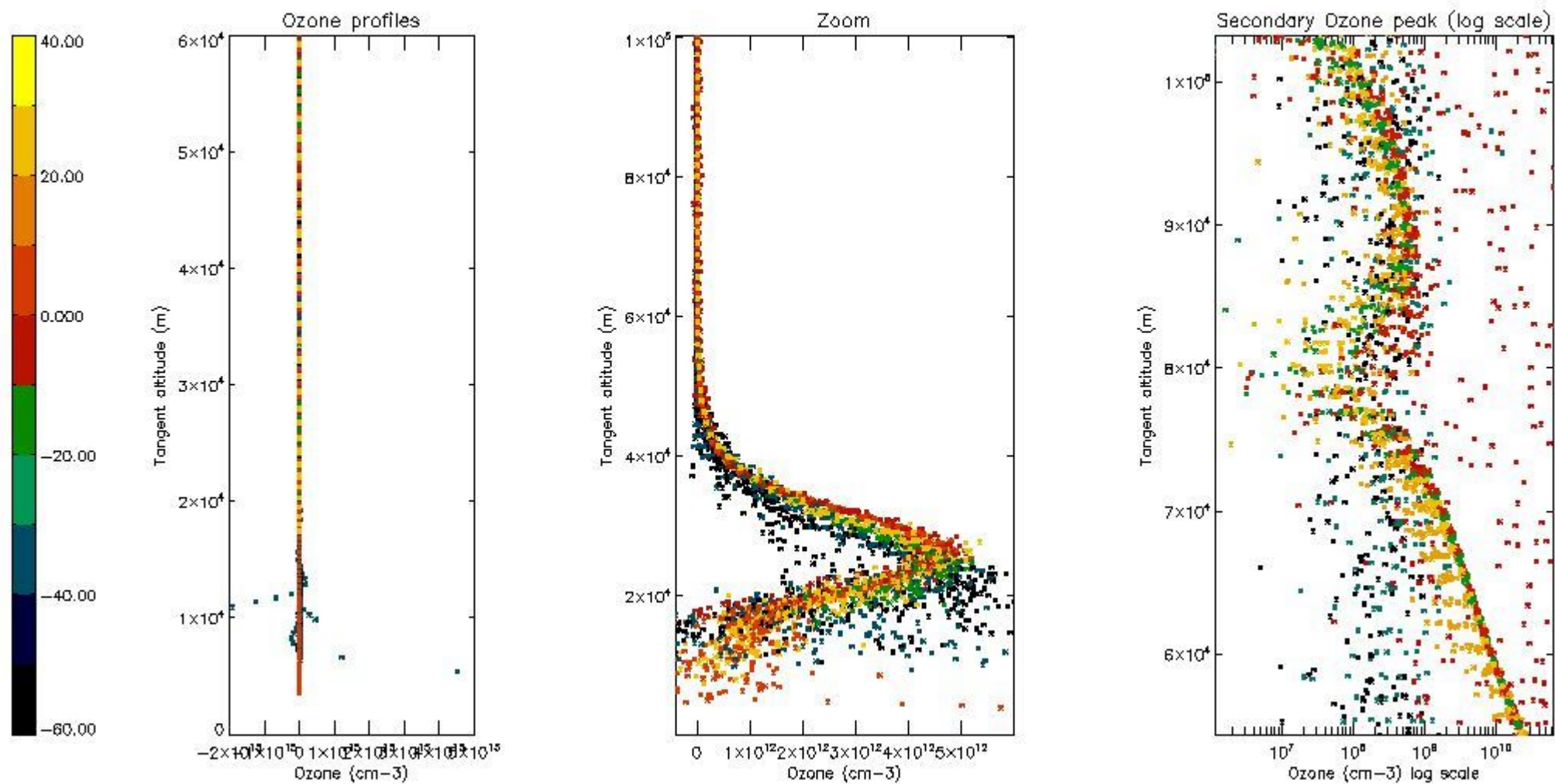
So, the table below shows the percentage of dark limb and valid observations for each criteria with respect to the overall valid daily observations.

Criteria	% of total production
All STD	38
STD < 20	18

STD < 10	13
STD < 5	9

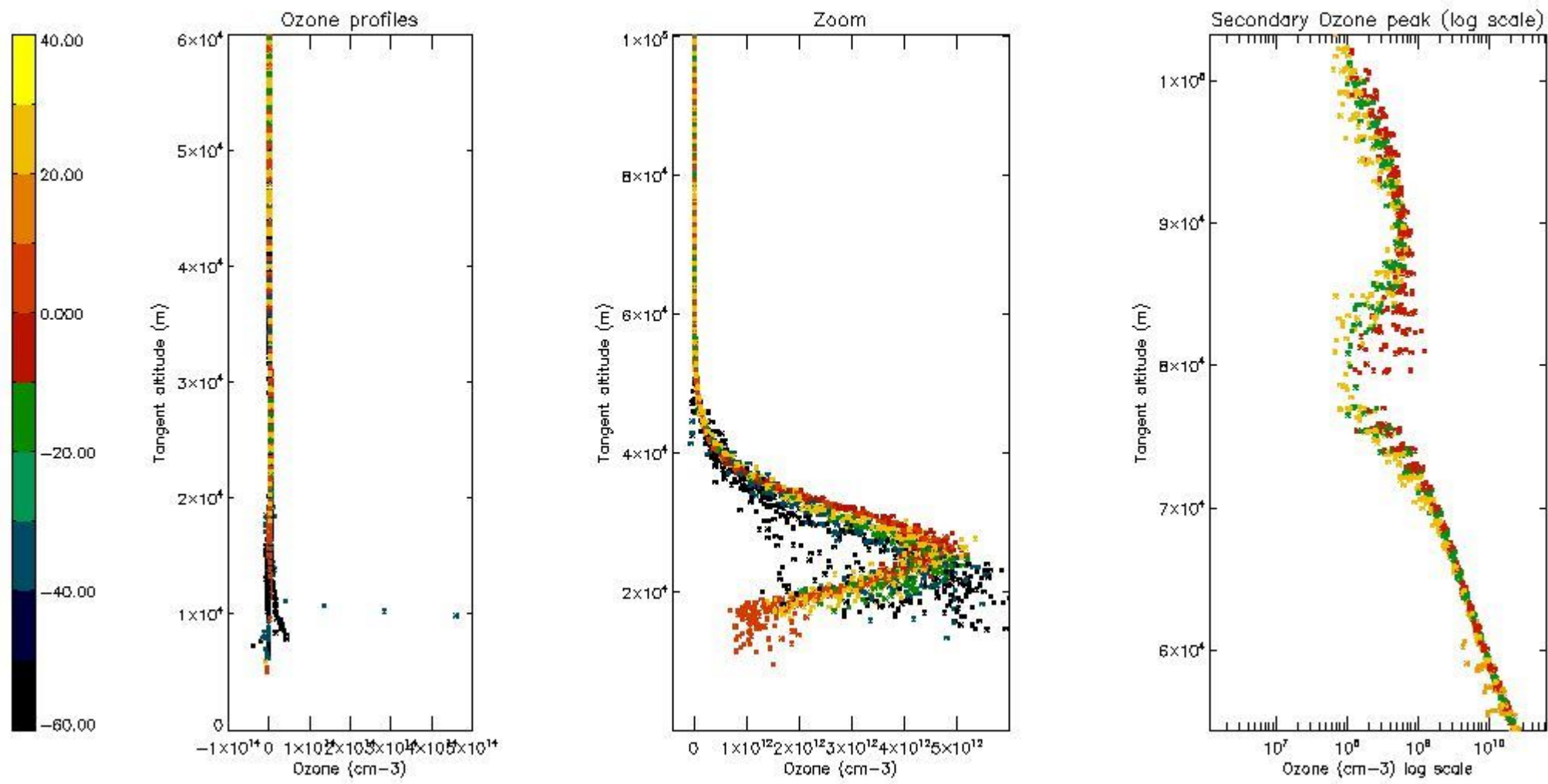
5.2 Plot ozone profiles for all STD (dark without errors)

The colorbar represents the latitude.



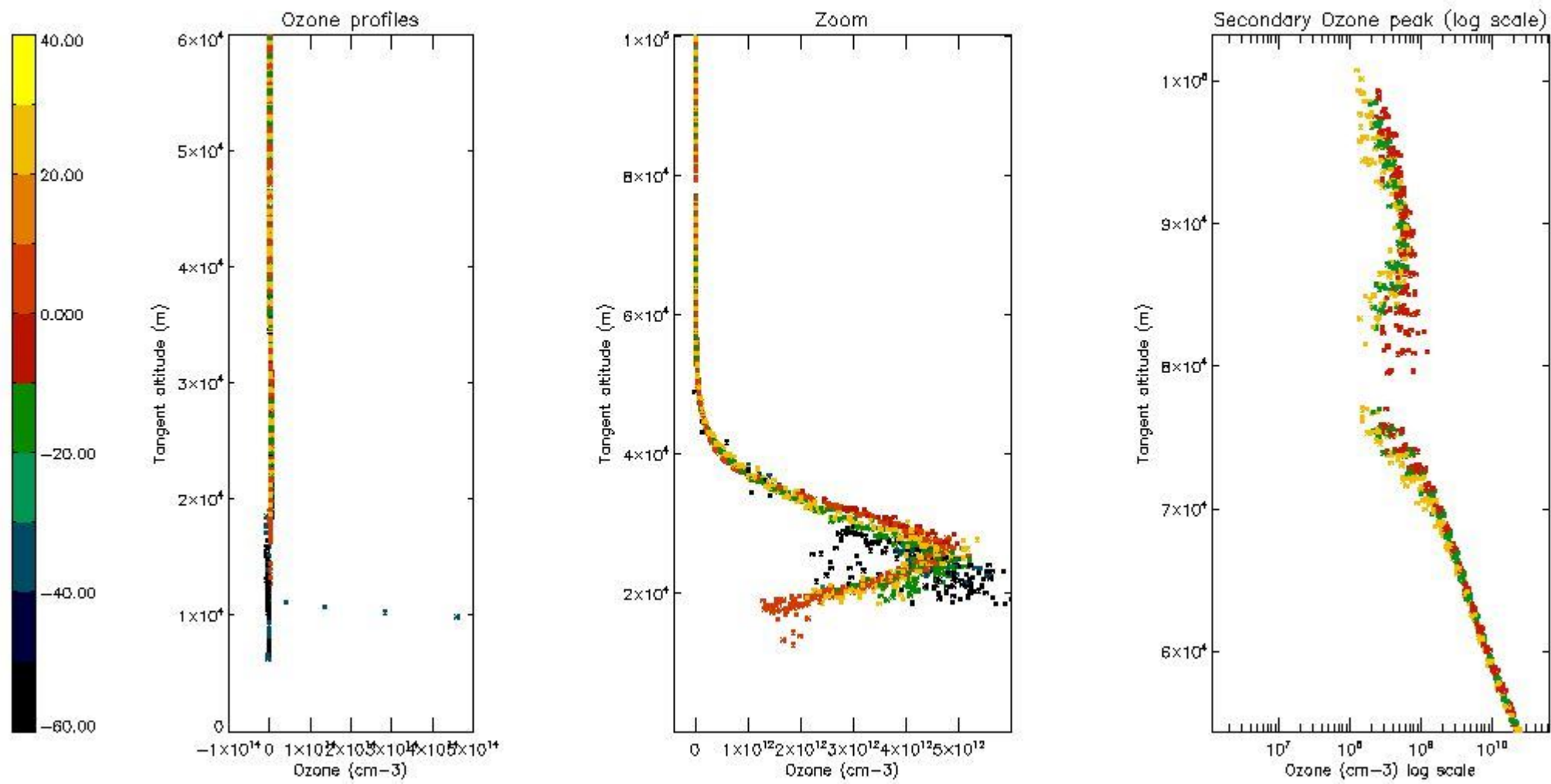
5.3 Plot ozone profiles where STD < 20% (dark without errors)

The colorbar represents the latitude.



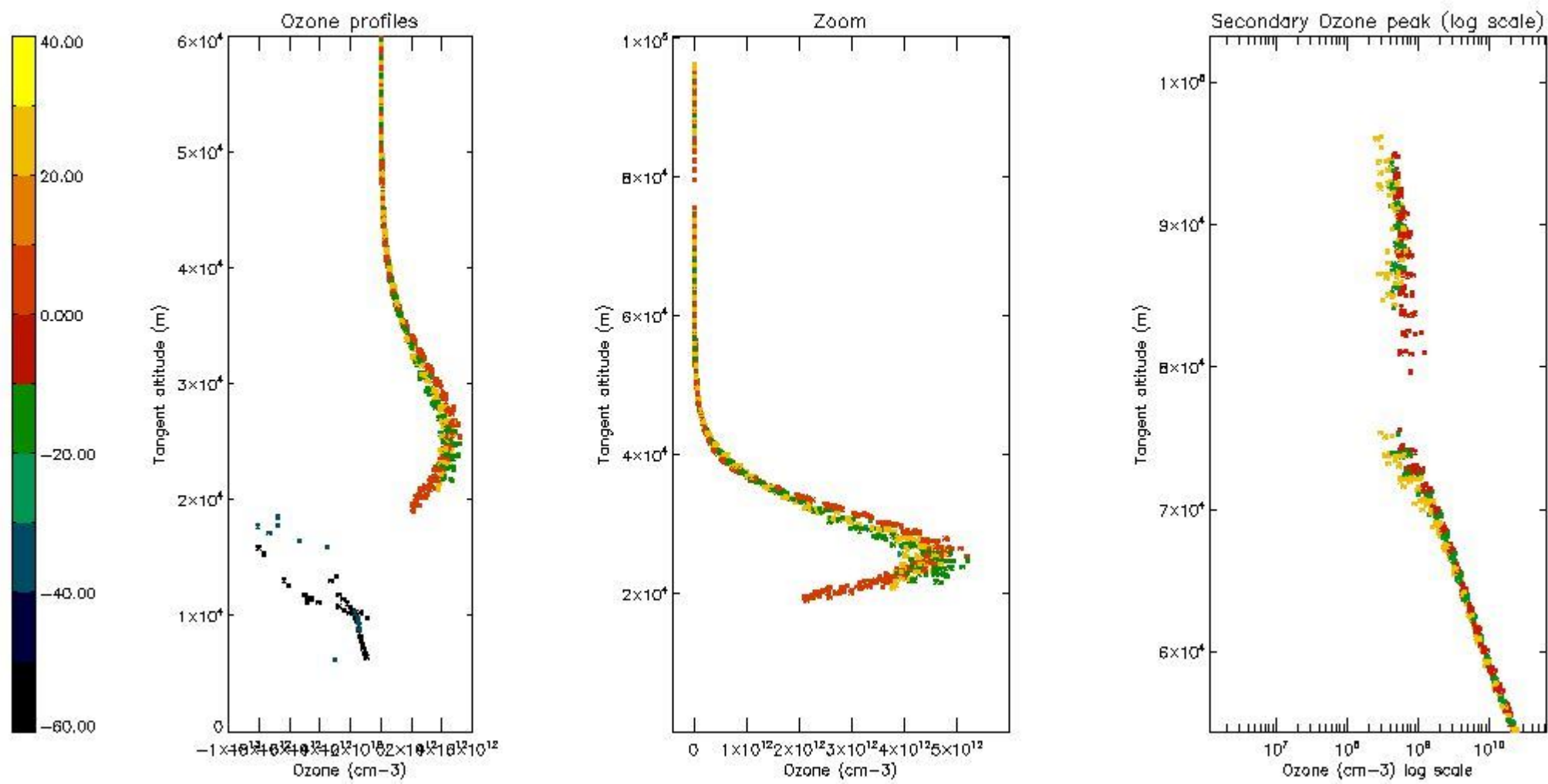
5.4 Plot ozone profiles where STD < 10% (dark without errors)

The colorbar represents the latitude.



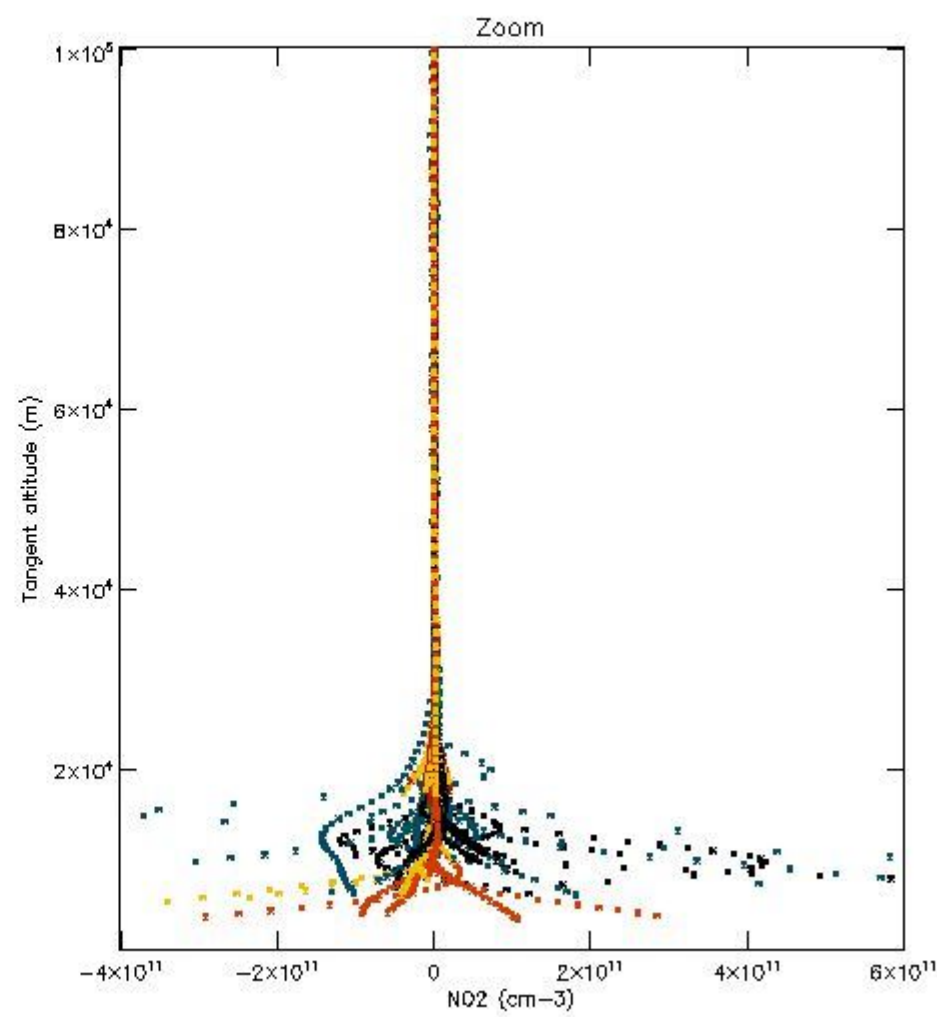
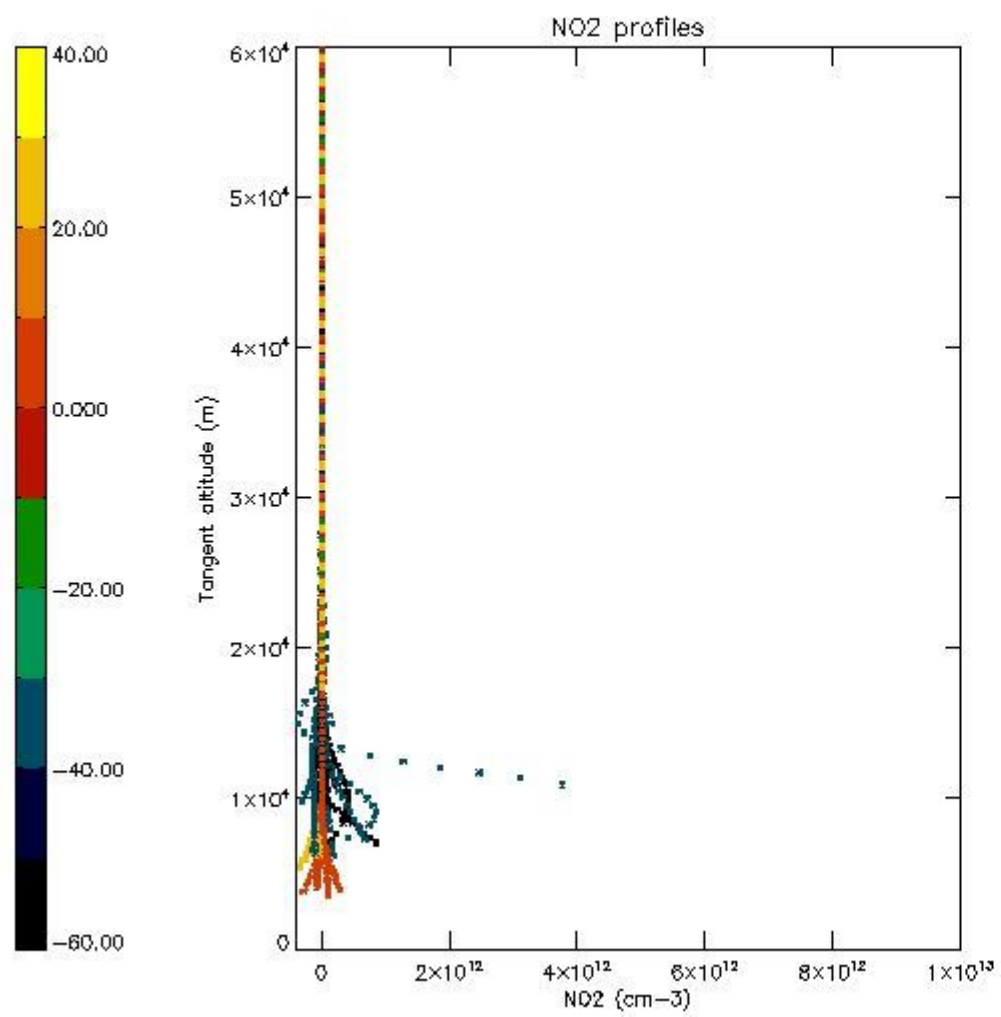
5.5 Plot ozone profiles where $STD < 5\%$ (dark without errors)

The colorbar represents the latitude.



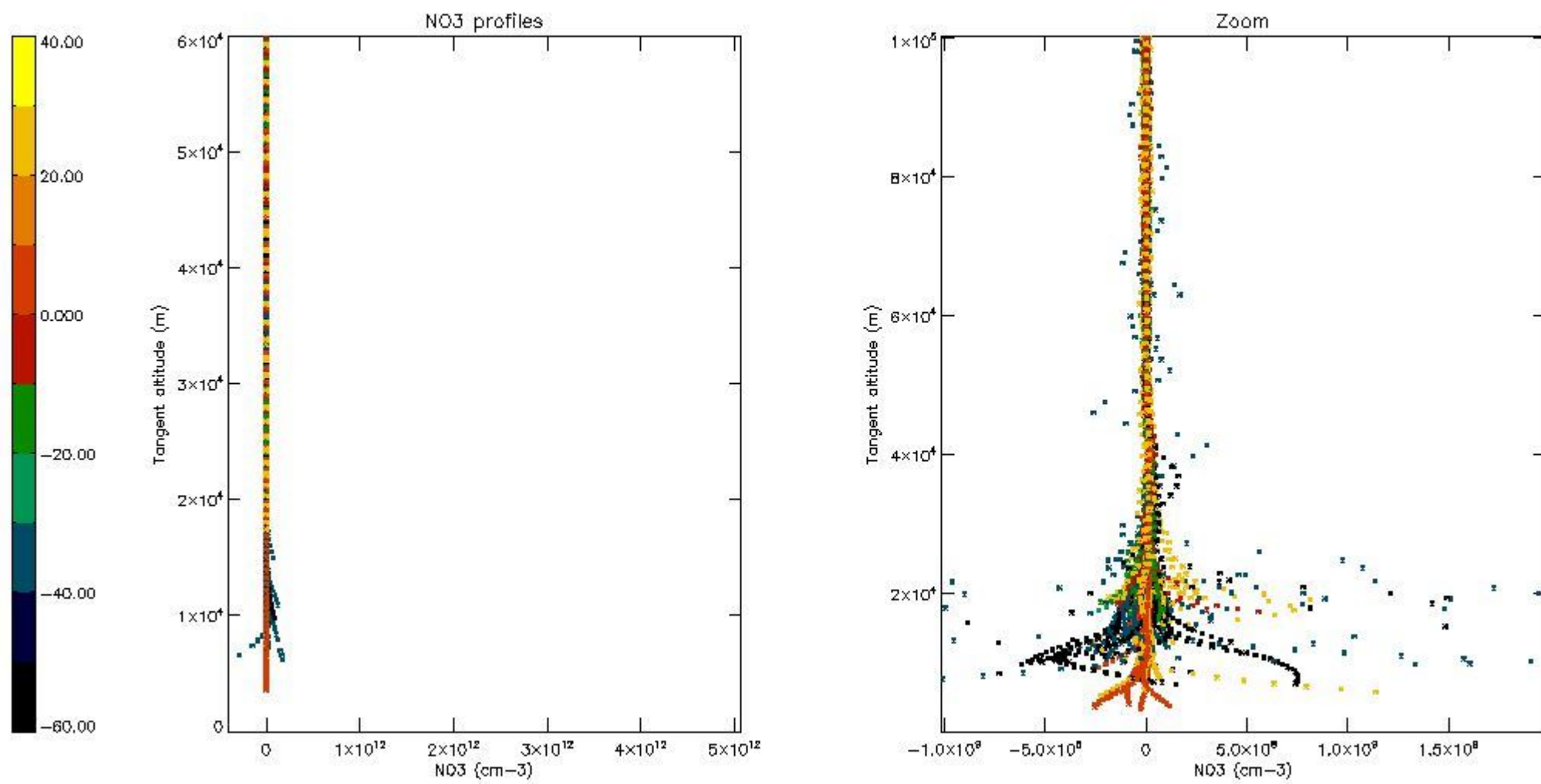
5.6 Plot NO₂ profiles for all STD (dark without errors)

The colorbar represents the latitude.



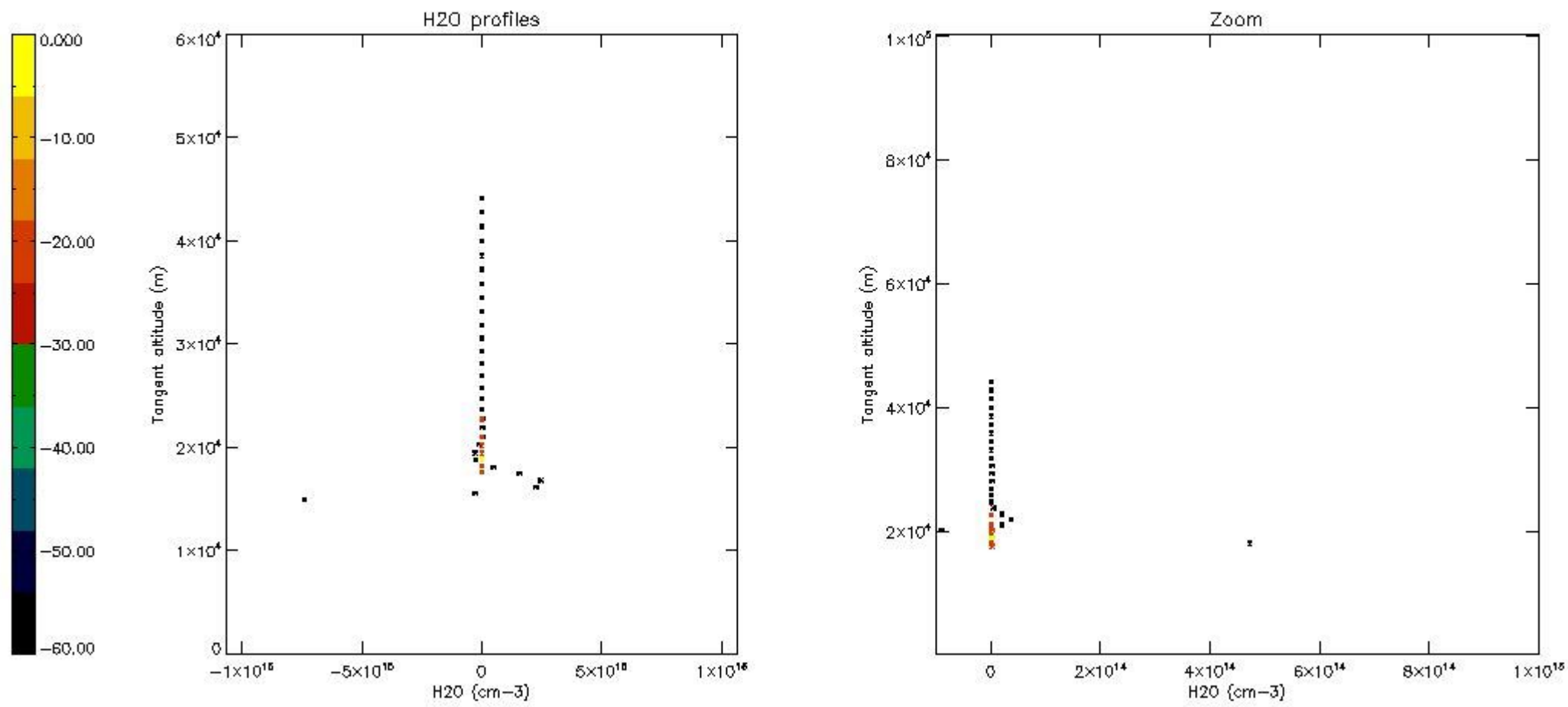
5.7 Plot NO3 profiles for all STD (dark without errors)

The colorbar represents the latitude.



5.8 Plot H2O profiles for all STD (only for occultations of stars 1,2,3,4,13,14,16,26,63 dark without errors)

The colorbar represents the latitude.



6. Auxiliary Data Files used for the production reported in section 2

The number reported in the third column indicates since which file (see list in section 2) the corresponding auxiliary file has been used. The fourth column is the date of those product files.

Type	Auxiliary Filename	Used since product	Used since product date
INST_PHYS_CHARACTERISTICS	GOM_INS_AXVIEC20091111_143220_20030716_120000_20500101_000000	1	14-OCT-2008 00:06:30
LEVEL-2_PROC_CONFIG	GOM_PR2_AXVIEC20091111_152718_20020301_000000_20500101_000000	1	14-OCT-2008 00:06:30
CROSS_SECTIONS_FILE	GOM_CRS_AXVIEC20091111_154832_20020301_000000_20500101_000000	1	14-OCT-2008 00:06:30

GOMOS Level 2 Daily Report

SUMMARY

[1. General Info](#)

[2. Summary of processed GOM_NL_2P products](#)

[3. Level 2 Quality information per product](#)

[3.1 Plot of level 2 quality information per product \(time dependant\)](#)

[3.2 Plot of level 2 quality information per product \(world map\)](#)

[4. Level 1 Quality information per product \(stored on level 2 products\)](#)

[4.1 Plot of level 1 quality information per product \(time dependant\)](#)

[4.1.1 Plot of level 1 quality information per product \(time dependant\): ASCENDING](#)

[4.1.2 Plot of level 1 quality information per product \(time dependant\): DESCENDING](#)

[4.2 Plot of level 1 quality information per product \(world map\)](#)

[4.2.1 Plot of level 1 quality information per product \(world map\): ASCENDING](#)

[4.2.2 Plot of level 1 quality information per product \(world map\): DESCENDING](#)

[5. Ozone profiles based on quality statistics and other trace gas profiles](#)

[5.1 Ozone statistics based on quality of products](#)

[5.2 Plot ozone profiles for all STD \(dark without errors\)](#)

[5.3 Plot ozone profiles where STD < 20% \(dark without errors\)](#)

[5.4. Plot ozone profiles where STD < 10% \(dark without errors\)](#)

[5.5. Plot ozone profiles where STD < 5% \(dark without errors\)](#)

[5.6 Plot NO2 profiles for all STD \(dark without errors\)](#)

[5.7 Plot NO3 profiles for all STD \(dark without errors\)](#)

[5.8 Plot H2O profiles \(only for occultations of stars 1,2,3,4,13,14,16,26,63 dark without errors\) for all STD](#)

[6. Auxiliary Data Files used for the production reported in section 2](#)

This report presents the daily analysis on parameters extracted from GOMOS level 2 data (GOM_NL__2P). It is intended to monitor some important parameters that will impact the quality of these products. A list of level 2 products (and content) that have arrived during the reporting day to the PCF is also given.

Item	Value
Time of report generation	25APR2013 20:58:52
Data source version	GOMOS/6.01
Start time of products	14-10-2008 (14OCT2008 00:00:00)
Stop time of products	15-10-2008 (15OCT2008 00:00:00)
Store outputs in DB	Yes
Nb of level 2 prods	284
Nb of prods with errors	0

2. Summary of processed GOM_NL__2P products.

Nr	Filename	UTC Start time	Limb	Duration	Star Id	Star Name	Star Mag	Star Temp	Nb Meas	Orbit	Prod. error
1	GOM_NL__2PRFIN20081014_000630_000000452073_00002_34625_4062.N1	14-OCT-2008 00:06:30	Straylight	44.500	52	16Bet Cet	2.0370	4500.0	89	34625	No
2	GOM_NL__2PRFIN20081014_001612_000000372073_00002_34625_4063.N1	14-OCT-2008 00:16:12	Bright	37.000	140	88Gam Peg	2.8340	26000.	74	34625	No
3	GOM_NL__2PRFIN20081014_002010_000000372073_00002_34625_4064.N1	14-OCT-2008 00:20:10	Bright	36.500	58	21Alp And	2.0730	11000.	73	34625	No
4	GOM_NL__2PRFIN20081014_002248_000000432073_00002_34625_4065.N1	14-OCT-2008 00:22:48	Bright	43.000	53	43Bet And	2.0480	3300.0	86	34625	No
5	GOM_NL__2PRFIN20081014_002816_000000382073_00002_34625_4066.N1	14-OCT-2008 00:28:16	Bright	37.500	68	18Alp Cas	2.2250	4500.0	75	34625	No
6	GOM_NL__2PRFIN20081014_002938_000000372073_00002_34625_4067.N1	14-OCT-2008 00:29:38	Bright	36.500	76	27Gam Cas	2.3000	30000.	73	34625	No
7	GOM_NL__2PRFIN20081014_003712_000000322073_00002_34625_4068.N1	14-OCT-2008 00:37:12	Bright	32.000	49	1Alp UMi	1.9900	6300.0	64	34625	No
8	GOM_NL__2PRFIN20081014_004525_000000372073_00002_34625_4069.N1	14-OCT-2008 00:45:25	Bright	37.000	36	50Alp UMa	1.8000	6300.0	74	34625	No
9	GOM_NL__2PRFIN20081014_004658_000000362073_00002_34625_4070.N1	14-OCT-2008 00:46:58	Bright	36.000	82	48Bet UMa	2.3650	10600.	72	34625	No
10	GOM_NL__2PRFIN20081014_005020_000000342073_00002_34625_4071.N1	14-OCT-2008 00:50:20	Bright	33.500	174	52Psi UMa	3.0040	4400.0	67	34625	No
11	GOM_NL__2PRFIN20081014_005714_000000412073_00002_34625_4072.N1	14-OCT-2008 00:57:14	Bright	40.500	166	17Eps Leo	2.9800	6000.0	81	34625	No
12	GOM_NL__2PRFIN20081014_010029_000000402073_00002_34625_4073.N1	14-OCT-2008 01:00:29	Bright	40.000	22	32Alp Leo	1.3600	15200.	80	34625	No
13	GOM_NL__2PRFIN20081014_010745_000000522073_00002_34625_4074.N1	14-OCT-2008 01:07:45	Dark	52.000	48	30Alp Hya	1.9770	4100.0	104	34625	No
14	GOM_NL__2PRFIN20081014_011719_000000412073_00002_34625_4075.N1	14-OCT-2008 01:17:19	Dark	40.500	65	Lam Vel	2.2040	4400.0	81	34625	No
15	GOM_NL__2PRFIN20081014_012026_000000432073_00002_34625_4076.N1	14-OCT-2008 01:20:26	Dark	43.000	34	Gam2Vel	1.7930	23000.	86	34625	No
16	GOM_NL__2PRFIN20081014_012441_000000462073_00003_34626_4073.N1	14-OCT-2008 01:24:41	Dark	45.500	161	Tau Pup	2.9310	4500.0	91	34626	No
17	GOM_NL__2PRFIN20081014_012602_000000522073_00003_34626_4074.N1	14-OCT-2008 01:26:02	Dark	52.000	2	Alp Car	-0.73600	7000.0	104	34626	No
18	GOM_NL__2PRFIN20081014_013359_000000382073_00003_34626_4075.N1	14-OCT-2008 01:33:59	Dark	37.500	143	Alp Hyi	2.8570	7200.0	75	34626	No
19	GOM_NL__2PRFIN20081014_013526_000000432073_00003_34626_4076.N1	14-OCT-2008 01:35:26	Dark	42.500	9	Alp Eri	0.45300	24000.	85	34626	No
20	GOM_NL__2PRFIN20081014_013756_000000462073_00003_34626_4077.N1	14-OCT-2008 01:37:56	Straylight	46.000	157	The1Eri	2.9060	9300.0	92	34626	No
21	GOM_NL__2PRFIN20081014_014706_000000452073_00003_34626_4078.N1	14-OCT-2008 01:47:06	Straylight	45.000	52	16Bet Cet	2.0370	4500.0	90	34626	No
22	GOM_NL__2PRFIN20081014_015648_000000362073_00003_34626_4079.N1	14-OCT-2008 01:56:48	Bright	36.000	140	88Gam Peg	2.8340	26000.	72	34626	No
23	GOM_NL__2PRFIN20081014_020046_000000372073_00003_34626_4080.N1	14-OCT-2008 02:00:46	Bright	36.500	58	21Alp And	2.0730	11000.	73	34626	No
24	GOM_NL__2PRFIN20081014_020323_000000422073_00003_34626_4081.N1	14-OCT-2008 02:03:23	Bright	41.500	53	43Bet And	2.0480	3300.0	83	34626	No
25	GOM_NL__2PRFIN20081014_020852_000000382073_00003_34626_4082.N1	14-OCT-2008 02:08:52	Bright	38.000	68	18Alp Cas	2.2250	4500.0	76	34626	No
26	GOM_NL__2PRFIN20081014_021014_000000382073_00003_34626_4083.N1	14-OCT-2008 02:10:14	Bright	37.500	76	27Gam Cas	2.3000	30000.	75	34626	No
27	GOM_NL__2PRFIN20081014_021748_000000362073_00003_34626_4084.N1	14-OCT-2008 02:17:48	Bright	35.500	49	1Alp UMi	1.9900	6300.0	71	34626	No
28	GOM_NL__2PRFIN20081014_022601_000000372073_00003_34626_4085.N1	14-OCT-2008 02:26:01	Bright	36.500	36	50Alp UMa	1.8000	6300.0	73	34626	No
29	GOM_NL__2PRFIN20081014_022734_000000352073_00003_34626_4086.N1	14-OCT-2008 02:27:34	Bright	35.000	82	48Bet UMa	2.3650	10600.	70	34626	No
30	GOM_NL__2PRFIN20081014_023056_000000342073_00003_34626_4087.N1	14-OCT-2008 02:30:56	Bright	34.000	174	52Psi UMa	3.0040	4400.0	68	34626	No
31	GOM_NL__2PRFIN20081014_023751_000000432073_00003_34626_4088.N1	14-OCT-2008 02:37:51	Bright	42.500	166	17Eps Leo	2.9800	6000.0	85	34626	No
32	GOM_NL__2PRFIN20081014_024105_000000402073_00003_34626_4089.N1	14-OCT-2008 02:41:05	Bright	39.500	22	32Alp Leo	1.3600	15200.	79	34626	No
33	GOM_NL__2PRFIN20081014_024822_000000542073_00003_34626_4090.N1	14-OCT-2008 02:48:22	Dark	54.000	48	30Alp Hya	1.9770	4100.0	108	34626	No
34	GOM_NL__2PRFIN20081014_025756_000000432073_00003_34626_4091.N1	14-OCT-2008 02:57:56	Dark	43.000	65	Lam Vel	2.2040	4400.0	86	34626	No
35	GOM_NL__2PRFIN20081014_030518_000000462073_00004_34627_4096.N1	14-OCT-2008 03:05:18	Dark	45.500	161	Tau Pup	2.9310	4500.0	91	34627	No
36	GOM_NL__2PRFIN20081014_030639_000000472073_00004_34627_4097.N1	14-OCT-2008 03:06:39	Dark	46.500	2	Alp Car	-0.73600	7000.0	93	34627	No
37	GOM_NL__2PRFIN20081014_031436_000000372073_00004_34627_4098.N1	14-OCT-2008 03:14:36	Dark	37.000	143	Alp Hyi	2.8570	7200.0	74	34627	No
38	GOM_NL__2PRFIN20081014_031602_000000502073_00004_34627_4099.N1	14-OCT-2008 03:16:02	Dark	49.500	9	Alp Eri	0.45300	24000.	99	34627	No
39	GOM_NL__2PRFIN20081014_031832_000000462073_00004_34627_4100.N1	14-OCT-2008 03:18:32	Straylight	45.500	157	The1Eri	2.9060	9300.0	91	34627	No
40	GOM_NL__2PRFIN20081014_032742_000000462073_00004_34627_4101.N1	14-OCT-2008 03:27:42	Straylight	45.500	52	16Bet Cet	2.0370	4500.0	91	34627	No
41	GOM_NL__2PRFIN20081014_033723_000000362073_00004_34627_4102.N1	14-OCT-2008 03:37:23	Bright	36.000	140	88Gam Peg	2.8340	26000.	72	34627	No
42	GOM_NL__2PRFIN20081014_034122_000000372073_00004_34627_4103.N1	14-OCT-2008 03:41:22	Bright	37.000	58	21Alp And	2.0730	11000.	74	34627	No

43	GOM_NL__2PRFIN20081014_034359_000000392073_00004_34627_4104.N1	14-OCT-2008 03:43:59	Bright	39.000	53	43Bet And	2.0480	3300.0	78	34627	No
44	GOM_NL__2PRFIN20081014_034928_000000382073_00004_34627_4105.N1	14-OCT-2008 03:49:28	Bright	38.000	68	18Alp Cas	2.2250	4500.0	76	34627	No
45	GOM_NL__2PRFIN20081014_035050_000000372073_00004_34627_4106.N1	14-OCT-2008 03:50:50	Bright	37.000	76	27Gam Cas	2.3000	30000.	74	34627	No
46	GOM_NL__2PRFIN20081014_035824_000000332073_00004_34627_4107.N1	14-OCT-2008 03:58:24	Bright	32.500	49	1Alp UMi	1.9900	6300.0	65	34627	No
47	GOM_NL__2PRFIN20081014_040637_000000382073_00004_34627_4108.N1	14-OCT-2008 04:06:37	Bright	37.500	36	50Alp UMa	1.8000	6300.0	75	34627	No
48	GOM_NL__2PRFIN20081014_040810_000000352073_00004_34627_4109.N1	14-OCT-2008 04:08:10	Bright	35.000	82	48Bet UMa	2.3650	10600.	70	34627	No
49	GOM_NL__2PRFIN20081014_041132_000000352073_00004_34627_4110.N1	14-OCT-2008 04:11:32	Bright	34.500	174	52Psi UMa	3.0040	4400.0	69	34627	No
50	GOM_NL__2PRFIN20081014_041827_000000422073_00004_34627_4111.N1	14-OCT-2008 04:18:27	Bright	42.000	166	17Eps Leo	2.9800	6000.0	84	34627	No
51	GOM_NL__2PRFIN20081014_042141_000000402073_00004_34627_4112.N1	14-OCT-2008 04:21:41	Bright	40.000	22	32Alp Leo	1.3600	15200.	80	34627	No
52	GOM_NL__2PRFIN20081014_042858_000000572073_00004_34627_4113.N1	14-OCT-2008 04:28:58	Dark	56.500	48	30Alp Hya	1.9770	4100.0	113	34627	No
53	GOM_NL__2PRFIN20081014_043832_000000482073_00004_34627_4114.N1	14-OCT-2008 04:38:32	Dark	48.000	65	Lam Vel	2.2040	4400.0	96	34627	No
54	GOM_NL__2PRFIN20081014_044554_000000442073_00005_34628_4111.N1	14-OCT-2008 04:45:54	Dark	44.000	161	Tau Pup	2.9310	4500.0	88	34628	No
55	GOM_NL__2PRFIN20081014_044716_000000612073_00005_34628_4112.N1	14-OCT-2008 04:47:16	Dark	60.500	2	Alp Car	-0.73600	7000.0	121	34628	No
56	GOM_NL__2PRFIN20081014_045512_000000382073_00005_34628_4113.N1	14-OCT-2008 04:55:12	Dark	38.000	143	Alp Hyi	2.8570	7200.0	76	34628	No
57	GOM_NL__2PRFIN20081014_045638_000000412073_00005_34628_4114.N1	14-OCT-2008 04:56:38	Dark	40.500	9	Alp Eri	0.45300	24000.	81	34628	No
58	GOM_NL__2PRFIN20081014_045909_000000442073_00005_34628_4115.N1	14-OCT-2008 04:59:09	Straylight	44.000	157	The1Eri	2.9060	9300.0	88	34628	No
59	GOM_NL__2PRFIN20081014_050818_000000452073_00005_34628_4116.N1	14-OCT-2008 05:08:18	Straylight	44.500	52	16Bet Cet	2.0370	4500.0	89	34628	No
60	GOM_NL__2PRFIN20081014_051800_000000352073_00005_34628_4117.N1	14-OCT-2008 05:18:00	Bright	35.000	140	88Gam Peg	2.8340	26000.	70	34628	No
61	GOM_NL__2PRFIN20081014_052158_000000372073_00005_34628_4118.N1	14-OCT-2008 05:21:58	Bright	36.500	58	21Alp And	2.0730	11000.	73	34628	No
62	GOM_NL__2PRFIN20081014_052435_000000402073_00005_34628_4119.N1	14-OCT-2008 05:24:35	Bright	39.500	53	43Bet And	2.0480	3300.0	79	34628	No
63	GOM_NL__2PRFIN20081014_053003_000000372073_00005_34628_4120.N1	14-OCT-2008 05:30:03	Bright	37.000	68	18Alp Cas	2.2250	4500.0	74	34628	No
64	GOM_NL__2PRFIN20081014_053126_000000392073_00005_34628_4121.N1	14-OCT-2008 05:31:26	Bright	38.500	76	27Gam Cas	2.3000	30000.	77	34628	No
65	GOM_NL__2PRFIN20081014_053900_000000362073_00005_34628_4122.N1	14-OCT-2008 05:39:00	Bright	35.500	49	1Alp UMi	1.9900	6300.0	71	34628	No
66	GOM_NL__2PRFIN20081014_054713_000000372073_00005_34628_4123.N1	14-OCT-2008 05:47:13	Bright	37.000	36	50Alp UMa	1.8000	6300.0	74	34628	No
67	GOM_NL__2PRFIN20081014_054846_000000362073_00005_34628_4124.N1	14-OCT-2008 05:48:46	Bright	36.000	82	48Bet UMa	2.3650	10600.	72	34628	No
68	GOM_NL__2PRFIN20081014_055208_000000522073_00005_34628_4125.N1	14-OCT-2008 05:52:08	Bright	52.000	174	52Psi UMa	3.0040	4400.0	104	34628	No
69	GOM_NL__2PRFIN20081014_055903_000000412073_00005_34628_4126.N1	14-OCT-2008 05:59:03	Bright	40.500	166	17Eps Leo	2.9800	6000.0	81	34628	No
70	GOM_NL__2PRFIN20081014_060218_000000412073_00005_34628_4127.N1	14-OCT-2008 06:02:18	Bright	40.500	22	32Alp Leo	1.3600	15200.	81	34628	No
71	GOM_NL__2PRFIN20081014_060935_000000582073_00005_34628_4128.N1	14-OCT-2008 06:09:35	Dark	57.500	48	30Alp Hya	1.9770	4100.0	115	34628	No
72	GOM_NL__2PRFIN20081014_061909_000000462073_00005_34628_4129.N1	14-OCT-2008 06:19:09	Dark	45.500	65	Lam Vel	2.2040	4400.0	91	34628	No
73	GOM_NL__2PRFIN20081014_062216_000000422073_00005_34628_4130.N1	14-OCT-2008 06:22:16	Dark	42.000	34	Gam2Vel	1.7930	23000.	84	34628	No
74	GOM_NL__2PRFIN20081014_062631_000000442073_00006_34629_4124.N1	14-OCT-2008 06:26:31	Dark	44.000	161	Tau Pup	2.9310	4500.0	88	34629	No
75	GOM_NL__2PRFIN20081014_062753_000000602073_00006_34629_4125.N1	14-OCT-2008 06:27:53	Dark	60.000	2	Alp Car	-0.73600	7000.0	120	34629	No
76	GOM_NL__2PRFIN20081014_063548_000000392073_00006_34629_4126.N1	14-OCT-2008 06:35:48	Dark	39.000	143	Alp Hyi	2.8570	7200.0	78	34629	No
77	GOM_NL__2PRFIN20081014_063715_000000512073_00006_34629_4127.N1	14-OCT-2008 06:37:15	Dark	50.500	9	Alp Eri	0.45300	24000.	101	34629	No
78	GOM_NL__2PRFIN20081014_063945_000000462073_00006_34629_4128.N1	14-OCT-2008 06:39:45	Straylight	45.500	157	The1Eri	2.9060	9300.0	91	34629	No
79	GOM_NL__2PRFIN20081014_064854_000000432073_00006_34629_4129.N1	14-OCT-2008 06:48:54	Straylight	43.000	52	16Bet Cet	2.0370	4500.0	86	34629	No
80	GOM_NL__2PRFIN20081014_065836_000000352073_00006_34629_4130.N1	14-OCT-2008 06:58:36	Bright	35.000	140	88Gam Peg	2.8340	26000.	70	34629	No
81	GOM_NL__2PRFIN20081014_070234_000000382073_00006_34629_4131.N1	14-OCT-2008 07:02:34	Bright	37.500	58	21Alp And	2.0730	11000.	75	34629	No
82	GOM_NL__2PRFIN20081014_070510_000000422073_00006_34629_4132.N1	14-OCT-2008 07:05:10	Bright	42.000	53	43Bet And	2.0480	3300.0	84	34629	No
83	GOM_NL__2PRFIN20081014_071039_000000382073_00006_34629_4133.N1	14-OCT-2008 07:10:39	Bright	38.000	68	18Alp Cas	2.2250	4500.0	76	34629	No
84	GOM_NL__2PRFIN20081014_071201_000000462073_00006_34629_4134.N1	14-OCT-2008 07:12:01	Bright	46.000	76	27Gam Cas	2.3000	30000.	92	34629	No
85	GOM_NL__2PRFIN20081014_071936_000000362073_00006_34629_4135.N1	14-OCT-2008 07:19:36	Bright	35.500	49	1Alp UMi	1.9900	6300.0	71	34629	No
86	GOM_NL__2PRFIN20081014_072749_000000382073_00006_34629_4136.N1	14-OCT-2008 07:27:49	Bright	37.500	36	50Alp UMa	1.8000	6300.0	75	34629	No
87	GOM_NL__2PRFIN20081014_072922_000000362073_00006_34629_4137.N1	14-OCT-2008 07:29:22	Bright	36.000	82	48Bet UMa	2.3650	10600.	72	34629	No
88	GOM_NL__2PRFIN20081014_073244_000000342073_00006_34629_4138.N1	14-OCT-2008 07:32:44	Bright	34.000	174	52Psi UMa	3.0040	4400.0	68	34629	No
89	GOM_NL__2PRFIN20081014_073939_000000422073_00006_34629_4139.N1	14-OCT-2008 07:39:39	Bright	41.500	166	17Eps Leo	2.9800	6000.0	83	34629	No
90	GOM_NL__2PRFIN20081014_074254_000000402073_00006_34629_4140.N1	14-OCT-2008 07:42:54	Bright	39.500	22	32Alp Leo	1.3600	15200.	79	34629	No
91	GOM_NL__2PRFIN20081014_075011_000000532073_00006_34629_4141.N1	14-OCT-2008 07:50:11	Dark	52.500	48	30Alp Hya	1.9770	4100.0	105	34629	No
92	GOM_NL__2PRFIN20081014_075945_000000482073_00006_34629_4142.N1	14-OCT-2008 07:59:45	Dark	47.500	65	Lam Vel	2.2040	4400.0	95	34629	No
93	GOM_NL__2PRFIN20081014_080253_000000422073_00006_34629_4143.N1	14-OCT-2008 08:02:53	Dark	42.000	34	Gam2Vel	1.7930	23000.	84	34629	No
94	GOM_NL__2PRFIN20081014_080708_000000452073_00007_34630_4137.N1	14-OCT-2008 08:07:08	Dark	44.500	161	Tau Pup	2.9310	4500.0	89	34630	No
95	GOM_NL__2PRFIN20081014_080829_000000602073_00007_34630_4138.N1	14-OCT-2008 08:08:29	Dark	60.000	2	Alp Car	-0.73600	7000.0	120	34630	No
96	GOM_NL__2PRFIN20081014_081624_000000382073_00007_34630_4139.N1	14-OCT-2008 08:16:24	Dark	37.500	143	Alp Hyi	2.8570	7200.0	75	34630	No
97	GOM_NL__2PRFIN20081014_081751_000000442073_00007_34630_4140.N1	14-OCT-2008 08:17:51	Dark	43.500	9	Alp Eri	0.45300	24000.	87	34630	No
98	GOM_NL__2PRFIN20081014_082022_000000442073_00007_34630_4141.N1	14-OCT-2008 08:20:22	Straylight	44.000	157	The1Eri	2.9060	9300.0	88	34630	No
99	GOM_NL__2PRFIN20081014_082930_000000442073_00007_34630_4142.N1	14-OCT-2008 08:29:30	Straylight	43.500	52	16Bet Cet	2.0370	4500.0	87	34630	No
100	GOM_NL__2PRFIN20081014_083912_000000362073_00007_34630_4143.N1	14-OCT-2008 08:39:12	Bright	35.500	140	88Gam Peg	2.8340	26000.	71	34630	No
101	GOM_NL__2PRFIN20081014_084310_000000362073_00007_34630_4144.N1	14-OCT-2008 08:43:10	Bright	35.500	58	21Alp And	2.0730	11000.	71	34630	No

102	GOM_NL__2PRFIN20081014_084546_000000402073_00007_34630_4145.N1	14-OCT-2008 08:45:46	Bright	40.000	53	43Bet And	2.0480	3300.0	80	34630	No
103	GOM_NL__2PRFIN20081014_085115_000000382073_00007_34630_4146.N1	14-OCT-2008 08:51:15	Bright	37.500	68	18Alp Cas	2.2250	4500.0	75	34630	No
104	GOM_NL__2PRFIN20081014_085237_000000382073_00007_34630_4147.N1	14-OCT-2008 08:52:37	Bright	37.500	76	27Gam Cas	2.3000	30000.	75	34630	No
105	GOM_NL__2PRFIN20081014_090012_000000342073_00007_34630_4148.N1	14-OCT-2008 09:00:12	Bright	34.000	49	1Alp UMi	1.9900	6300.0	68	34630	No
106	GOM_NL__2PRFIN20081014_090825_000000372073_00007_34630_4149.N1	14-OCT-2008 09:08:25	Bright	37.000	36	50Alp UMa	1.8000	6300.0	74	34630	No
107	GOM_NL__2PRFIN20081014_090958_000000352073_00007_34630_4150.N1	14-OCT-2008 09:09:58	Bright	34.500	82	48Bet UMa	2.3650	10600.	69	34630	No
108	GOM_NL__2PRFIN20081014_091320_000000342073_00007_34630_4151.N1	14-OCT-2008 09:13:20	Bright	33.500	174	52Psi UMa	3.0040	4400.0	67	34630	No
109	GOM_NL__2PRFIN20081014_092016_000000602073_00007_34630_4152.N1	14-OCT-2008 09:20:16	Bright	60.000	166	17Eps Leo	2.9800	6000.0	120	34630	No
110	GOM_NL__2PRFIN20081014_092330_000000422073_00007_34630_4153.N1	14-OCT-2008 09:23:30	Bright	41.500	22	32Alp Leo	1.3600	15200.	83	34630	No
111	GOM_NL__2PRFIN20081014_093048_000000582073_00007_34630_4154.N1	14-OCT-2008 09:30:48	Dark	58.000	48	30Alp Hya	1.9770	4100.0	116	34630	No
112	GOM_NL__2PRFIN20081014_094022_000000462073_00007_34630_4155.N1	14-OCT-2008 09:40:22	Dark	45.500	65	Lam Vel	2.2040	4400.0	91	34630	No
113	GOM_NL__2PRFIN20081014_094330_000000412073_00007_34630_4156.N1	14-OCT-2008 09:43:30	Dark	41.000	34	Gam2Vel	1.7930	23000.	82	34630	No
114	GOM_NL__2PRFIN20081014_094745_000000442073_00008_34631_4152.N1	14-OCT-2008 09:47:45	Dark	43.500	161	Tau Pup	2.9310	4500.0	87	34631	No
115	GOM_NL__2PRFIN20081014_094906_000000612073_00008_34631_4153.N1	14-OCT-2008 09:49:06	Dark	61.000	2	Alp Car	-0.73600	7000.0	122	34631	No
116	GOM_NL__2PRFIN20081014_095701_000000382073_00008_34631_4154.N1	14-OCT-2008 09:57:01	Dark	37.500	143	Alp Hyi	2.8570	7200.0	75	34631	No
117	GOM_NL__2PRFIN20081014_095827_000000432073_00008_34631_4155.N1	14-OCT-2008 09:58:27	Dark	42.500	9	Alp Eri	0.45300	24000.	85	34631	No
118	GOM_NL__2PRFIN20081014_100058_000000442073_00008_34631_4156.N1	14-OCT-2008 10:00:58	Straylight	44.000	157	The1Eri	2.9060	9300.0	88	34631	No
119	GOM_NL__2PRFIN20081014_101006_000000402073_00008_34631_4157.N1	14-OCT-2008 10:10:06	Straylight	40.000	52	16Bet Cet	2.0370	4500.0	80	34631	No
120	GOM_NL__2PRFIN20081014_101947_000000352073_00008_34631_4158.N1	14-OCT-2008 10:19:47	Bright	35.000	140	88Gam Peg	2.8340	26000.	70	34631	No
121	GOM_NL__2PRFIN20081014_102345_000000382073_00008_34631_4159.N1	14-OCT-2008 10:23:45	Bright	37.500	58	21Alp And	2.0730	11000.	75	34631	No
122	GOM_NL__2PRFIN20081014_102621_000000422073_00008_34631_4160.N1	14-OCT-2008 10:26:21	Bright	41.500	53	43Bet And	2.0480	3300.0	83	34631	No
123	GOM_NL__2PRFIN20081014_103151_000000382073_00008_34631_4161.N1	14-OCT-2008 10:31:51	Bright	38.000	68	18Alp Cas	2.2250	4500.0	76	34631	No
124	GOM_NL__2PRFIN20081014_103313_000000372073_00008_34631_4162.N1	14-OCT-2008 10:33:13	Bright	36.500	76	27Gam Cas	2.3000	30000.	73	34631	No
125	GOM_NL__2PRFIN20081014_104047_000000362073_00008_34631_4163.N1	14-OCT-2008 10:40:47	Bright	36.000	49	1Alp UMi	1.9900	6300.0	72	34631	No
126	GOM_NL__2PRFIN20081014_104901_000000372073_00008_34631_4164.N1	14-OCT-2008 10:49:01	Bright	37.000	36	50Alp UMa	1.8000	6300.0	74	34631	No
127	GOM_NL__2PRFIN20081014_105034_000000502073_00008_34631_4165.N1	14-OCT-2008 10:50:34	Bright	50.000	82	48Bet UMa	2.3650	10600.	100	34631	No
128	GOM_NL__2PRFIN20081014_105356_000000342073_00008_34631_4166.N1	14-OCT-2008 10:53:56	Bright	34.000	174	52Psi UMa	3.0040	4400.0	68	34631	No
129	GOM_NL__2PRFIN20081014_110052_000000402073_00008_34631_4167.N1	14-OCT-2008 11:00:52	Bright	40.000	166	17Eps Leo	2.9800	6000.0	80	34631	No
130	GOM_NL__2PRFIN20081014_110406_000000572073_00008_34631_4168.N1	14-OCT-2008 11:04:06	Bright	57.000	22	32Alp Leo	1.3600	15200.	114	34631	No
131	GOM_NL__2PRFIN20081014_111124_000000492073_00008_34631_4169.N1	14-OCT-2008 11:11:24	Dark	49.000	48	30Alp Hya	1.9770	4100.0	98	34631	No
132	GOM_NL__2PRFIN20081014_112058_000000472073_00008_34631_4170.N1	14-OCT-2008 11:20:58	Dark	47.000	65	Lam Vel	2.2040	4400.0	94	34631	No
133	GOM_NL__2PRFIN20081014_112406_000000422073_00008_34631_4171.N1	14-OCT-2008 11:24:06	Dark	42.000	34	Gam2Vel	1.7930	23000.	84	34631	No
134	GOM_NL__2PRFIN20081014_112822_000000452073_00009_34632_4177.N1	14-OCT-2008 11:28:22	Dark	44.500	161	Tau Pup	2.9310	4500.0	89	34632	No
135	GOM_NL__2PRFIN20081014_112943_000000532073_00009_34632_4178.N1	14-OCT-2008 11:29:43	Dark	52.500	2	Alp Car	-0.73600	7000.0	105	34632	No
136	GOM_NL__2PRFIN20081014_113737_000000372073_00009_34632_4179.N1	14-OCT-2008 11:37:37	Dark	37.000	143	Alp Hyi	2.8570	7200.0	74	34632	No
137	GOM_NL__2PRFIN20081014_113903_000000472073_00009_34632_4180.N1	14-OCT-2008 11:39:03	Dark	47.000	9	Alp Eri	0.45300	24000.	94	34632	No
138	GOM_NL__2PRFIN20081014_114134_000000452073_00009_34632_4181.N1	14-OCT-2008 11:41:34	Straylight	45.000	157	The1Eri	2.9060	9300.0	90	34632	No
139	GOM_NL__2PRFIN20081014_115042_000000422073_00009_34632_4182.N1	14-OCT-2008 11:50:42	Straylight	41.500	52	16Bet Cet	2.0370	4500.0	83	34632	No
140	GOM_NL__2PRFIN20081014_120023_000000372073_00009_34632_4183.N1	14-OCT-2008 12:00:23	Bright	36.500	140	88Gam Peg	2.8340	26000.	73	34632	No
141	GOM_NL__2PRFIN20081014_120421_000000372073_00009_34632_4184.N1	14-OCT-2008 12:04:21	Bright	36.500	58	21Alp And	2.0730	11000.	73	34632	No
142	GOM_NL__2PRFIN20081014_120657_000000422073_00009_34632_4185.N1	14-OCT-2008 12:06:57	Bright	42.000	53	43Bet And	2.0480	3300.0	84	34632	No
143	GOM_NL__2PRFIN20081014_121226_000000382073_00009_34632_4186.N1	14-OCT-2008 12:12:26	Bright	38.000	68	18Alp Cas	2.2250	4500.0	76	34632	No
144	GOM_NL__2PRFIN20081014_121348_000000382073_00009_34632_4187.N1	14-OCT-2008 12:13:48	Bright	37.500	76	27Gam Cas	2.3000	30000.	75	34632	No
145	GOM_NL__2PRFIN20081014_122123_000000372073_00009_34632_4188.N1	14-OCT-2008 12:21:23	Bright	36.500	49	1Alp UMi	1.9900	6300.0	73	34632	No
146	GOM_NL__2PRFIN20081014_122936_000000332073_00009_34632_4189.N1	14-OCT-2008 12:29:36	Bright	33.000	36	50Alp UMa	1.8000	6300.0	66	34632	No
147	GOM_NL__2PRFIN20081014_123110_000000332073_00009_34632_4190.N1	14-OCT-2008 12:31:10	Bright	33.000	82	48Bet UMa	2.3650	10600.	66	34632	No
148	GOM_NL__2PRFIN20081014_123432_000000362073_00009_34632_4191.N1	14-OCT-2008 12:34:32	Bright	35.500	174	52Psi UMa	3.0040	4400.0	71	34632	No
149	GOM_NL__2PRFIN20081014_124128_000000442073_00009_34632_4192.N1	14-OCT-2008 12:41:28	Bright	44.000	166	17Eps Leo	2.9800	6000.0	88	34632	No
150	GOM_NL__2PRFIN20081014_124443_000000572073_00009_34632_4193.N1	14-OCT-2008 12:44:43	Bright	57.000	22	32Alp Leo	1.3600	15200.	114	34632	No
151	GOM_NL__2PRFIN20081014_125201_000000532073_00009_34632_4194.N1	14-OCT-2008 12:52:01	Dark	53.000	48	30Alp Hya	1.9770	4100.0	106	34632	No
152	GOM_NL__2PRFIN20081014_130135_000000472073_00009_34632_4195.N1	14-OCT-2008 13:01:35	Dark	46.500	65	Lam Vel	2.2040	4400.0	93	34632	No
153	GOM_NL__2PRFIN20081014_130443_000000432073_00009_34632_4196.N1	14-OCT-2008 13:04:43	Dark	43.000	34	Gam2Vel	1.7930	23000.	86	34632	No
154	GOM_NL__2PRFIN20081014_130858_000000432073_00010_34633_4189.N1	14-OCT-2008 13:08:58	Dark	43.000	161	Tau Pup	2.9310	4500.0	86	34633	No
155	GOM_NL__2PRFIN20081014_131019_000000472073_00010_34633_4190.N1	14-OCT-2008 13:10:19	Dark	47.000	2	Alp Car	-0.73600	7000.0	94	34633	No
156	GOM_NL__2PRFIN20081014_131813_000000372073_00010_34633_4191.N1	14-OCT-2008 13:18:13	Dark	37.000	143	Alp Hyi	2.8570	7200.0	74	34633	No
157	GOM_NL__2PRFIN20081014_131940_000000452073_00010_34633_4192.N1	14-OCT-2008 13:19:40	Dark	45.000	9	Alp Eri	0.45300	24000.	90	34633	No
158	GOM_NL__2PRFIN20081014_132211_000000442073_00010_34633_4193.N1	14-OCT-2008 13:22:11	Straylight	44.000	157	The1Eri	2.9060	9300.0	88	34633	No
159	GOM_NL__2PRFIN20081014_133118_000000432073_00010_34633_4194.N1	14-OCT-2008 13:31:18	Straylight	43.000	52	16Bet Cet	2.0370	4500.0	86	34633	No
160	GOM_NL__2PRFIN20081014_134059_000000352073_00010_34633_4195.N1	14-OCT-2008 13:40:59	Bright	35.000	140	88Gam Peg	2.8340	26000.	70	34633	No

161	GOM_NL__2PRFIN20081014_134457_000000372073_00010_34633_4196.N1	14-OCT-2008 13:44:57	Bright	37.000	58	21Alp And	2.0730	11000.	74	34633	No
162	GOM_NL__2PRFIN20081014_134732_000000412073_00010_34633_4197.N1	14-OCT-2008 13:47:32	Bright	40.500	53	43Bet And	2.0480	3300.0	81	34633	No
163	GOM_NL__2PRFIN20081014_135302_000000372073_00010_34633_4198.N1	14-OCT-2008 13:53:02	Bright	37.000	68	18Alp Cas	2.2250	4500.0	74	34633	No
164	GOM_NL__2PRFIN20081014_135424_000000382073_00010_34633_4199.N1	14-OCT-2008 13:54:24	Bright	37.500	76	27Gam Cas	2.3000	30000.	75	34633	No
165	GOM_NL__2PRFIN20081014_140159_000000332073_00010_34633_4200.N1	14-OCT-2008 14:01:59	Bright	32.500	49	1Alp UMi	1.9900	6300.0	65	34633	No
166	GOM_NL__2PRFIN20081014_141012_000000372073_00010_34633_4201.N1	14-OCT-2008 14:10:12	Bright	37.000	36	50Alp UMa	1.8000	6300.0	74	34633	No
167	GOM_NL__2PRFIN20081014_141146_000000532073_00010_34633_4202.N1	14-OCT-2008 14:11:46	Bright	52.500	82	48Bet UMa	2.3650	10600.	105	34633	No
168	GOM_NL__2PRFIN20081014_141508_000000522073_00010_34633_4203.N1	14-OCT-2008 14:15:08	Bright	52.000	174	52Psi UMa	3.0040	4400.0	104	34633	No
169	GOM_NL__2PRFIN20081014_142204_000000422073_00010_34633_4204.N1	14-OCT-2008 14:22:04	Bright	42.000	166	17Eps Leo	2.9800	6000.0	84	34633	No
170	GOM_NL__2PRFIN20081014_142519_000000572073_00010_34633_4205.N1	14-OCT-2008 14:25:19	Bright	57.000	22	32Alp Leo	1.3600	15200.	114	34633	No
171	GOM_NL__2PRFIN20081014_143238_000000522073_00010_34633_4206.N1	14-OCT-2008 14:32:38	Dark	52.000	48	30Alp Hya	1.9770	4100.0	104	34633	No
172	GOM_NL__2PRFIN20081014_144211_000000502073_00010_34633_4207.N1	14-OCT-2008 14:42:11	Dark	50.000	65	Lam Vel	2.2040	4400.0	100	34633	No
173	GOM_NL__2PRFIN20081014_144520_000000412073_00010_34633_4208.N1	14-OCT-2008 14:45:20	Dark	40.500	34	Gam2Vel	1.7930	23000.	81	34633	No
174	GOM_NL__2PRFIN20081014_144935_000000462073_00011_34634_4203.N1	14-OCT-2008 14:49:35	Dark	46.000	161	Tau Pup	2.9310	4500.0	92	34634	No
175	GOM_NL__2PRFIN20081014_145056_000000482073_00011_34634_4204.N1	14-OCT-2008 14:50:56	Dark	48.000	2	Alp Car	-0.73600	7000.0	96	34634	No
176	GOM_NL__2PRFIN20081014_145849_000000382073_00011_34634_4205.N1	14-OCT-2008 14:58:49	Dark	37.500	143	Alp Hyi	2.8570	7200.0	75	34634	No
177	GOM_NL__2PRFIN20081014_150016_000000402073_00011_34634_4206.N1	14-OCT-2008 15:00:16	Dark	40.000	9	Alp Eri	0.45300	24000.	80	34634	No
178	GOM_NL__2PRFIN20081014_150247_000000432073_00011_34634_4207.N1	14-OCT-2008 15:02:47	Straylight	43.000	157	The1Eri	2.9060	9300.0	86	34634	No
179	GOM_NL__2PRFIN20081014_151154_000000442073_00011_34634_4208.N1	14-OCT-2008 15:11:54	Straylight	43.500	52	16Bet Cet	2.0370	4500.0	87	34634	No
180	GOM_NL__2PRFIN20081014_152135_000000362073_00011_34634_4209.N1	14-OCT-2008 15:21:35	Bright	36.000	140	88Gam Peg	2.8340	26000.	72	34634	No
181	GOM_NL__2PRFIN20081014_152533_000000362073_00011_34634_4210.N1	14-OCT-2008 15:25:33	Bright	36.000	58	21Alp And	2.0730	11000.	72	34634	No
182	GOM_NL__2PRFIN20081014_152808_000000412073_00011_34634_4211.N1	14-OCT-2008 15:28:08	Bright	41.000	53	43Bet And	2.0480	3300.0	82	34634	No
183	GOM_NL__2PRFIN20081014_153338_000000382073_00011_34634_4212.N1	14-OCT-2008 15:33:38	Bright	37.500	68	18Alp Cas	2.2250	4500.0	75	34634	No
184	GOM_NL__2PRFIN20081014_153500_000000372073_00011_34634_4213.N1	14-OCT-2008 15:35:00	Bright	36.500	76	27Gam Cas	2.3000	30000.	73	34634	No
185	GOM_NL__2PRFIN20081014_154235_000000372073_00011_34634_4214.N1	14-OCT-2008 15:42:35	Bright	36.500	49	1Alp UMi	1.9900	6300.0	73	34634	No
186	GOM_NL__2PRFIN20081014_155048_000000382073_00011_34634_4215.N1	14-OCT-2008 15:50:48	Bright	37.500	36	50Alp UMa	1.8000	6300.0	75	34634	No
187	GOM_NL__2PRFIN20081014_155222_000000362073_00011_34634_4216.N1	14-OCT-2008 15:52:22	Bright	35.500	82	48Bet UMa	2.3650	10600.	71	34634	No
188	GOM_NL__2PRFIN20081014_155544_000000352073_00011_34634_4217.N1	14-OCT-2008 15:55:44	Bright	34.500	174	52Psi UMa	3.0040	4400.0	69	34634	No
189	GOM_NL__2PRFIN20081014_160240_000000402073_00011_34634_4218.N1	14-OCT-2008 16:02:40	Bright	40.000	166	17Eps Leo	2.9800	6000.0	80	34634	No
190	GOM_NL__2PRFIN20081014_160555_000000512073_00011_34634_4219.N1	14-OCT-2008 16:05:55	Bright	50.500	22	32Alp Leo	1.3600	15200.	101	34634	No
191	GOM_NL__2PRFIN20081014_161314_000000522073_00011_34634_4220.N1	14-OCT-2008 16:13:14	Dark	51.500	48	30Alp Hya	1.9770	4100.0	103	34634	No
192	GOM_NL__2PRFIN20081014_162248_000000532073_00011_34634_4221.N1	14-OCT-2008 16:22:48	Dark	52.500	65	Lam Vel	2.2040	4400.0	105	34634	No
193	GOM_NL__2PRFIN20081014_162556_000000442073_00011_34634_4222.N1	14-OCT-2008 16:25:56	Dark	43.500	34	Gam2Vel	1.7930	23000.	87	34634	No
194	GOM_NL__2PRFIN20081014_163012_000000462073_00012_34635_4214.N1	14-OCT-2008 16:30:12	Dark	45.500	161	Tau Pup	2.9310	4500.0	91	34635	No
195	GOM_NL__2PRFIN20081014_163133_000000472073_00012_34635_4215.N1	14-OCT-2008 16:31:33	Dark	46.500	2	Alp Car	-0.73600	7000.0	93	34635	No
196	GOM_NL__2PRFIN20081014_163925_000000372073_00012_34635_4216.N1	14-OCT-2008 16:39:25	Dark	37.000	143	Alp Hyi	2.8570	7200.0	74	34635	No
197	GOM_NL__2PRFIN20081014_164052_000000402073_00012_34635_4217.N1	14-OCT-2008 16:40:52	Dark	39.500	9	Alp Eri	0.45300	24000.	79	34635	No
198	GOM_NL__2PRFIN20081014_164324_000000452073_00012_34635_4218.N1	14-OCT-2008 16:43:24	Straylight	44.500	157	The1Eri	2.9060	9300.0	89	34635	No
199	GOM_NL__2PRFIN20081014_165231_000000442073_00012_34635_4219.N1	14-OCT-2008 16:52:31	Straylight	43.500	52	16Bet Cet	2.0370	4500.0	87	34635	No
200	GOM_NL__2PRFIN20081014_170211_000000372073_00012_34635_4220.N1	14-OCT-2008 17:02:11	Bright	36.500	140	88Gam Peg	2.8340	26000.	73	34635	No
201	GOM_NL__2PRFIN20081014_170609_000000362073_00012_34635_4221.N1	14-OCT-2008 17:06:09	Bright	36.000	58	21Alp And	2.0730	11000.	72	34635	No
202	GOM_NL__2PRFIN20081014_170844_000000412073_00012_34635_4222.N1	14-OCT-2008 17:08:44	Bright	41.000	53	43Bet And	2.0480	3300.0	82	34635	No
203	GOM_NL__2PRFIN20081014_171414_000000382073_00012_34635_4223.N1	14-OCT-2008 17:14:14	Bright	37.500	68	18Alp Cas	2.2250	4500.0	75	34635	No
204	GOM_NL__2PRFIN20081014_171535_000000392073_00012_34635_4224.N1	14-OCT-2008 17:15:35	Bright	38.500	76	27Gam Cas	2.3000	30000.	77	34635	No
205	GOM_NL__2PRFIN20081014_172311_000000342073_00012_34635_4225.N1	14-OCT-2008 17:23:11	Bright	33.500	49	1Alp UMi	1.9900	6300.0	67	34635	No
206	GOM_NL__2PRFIN20081014_173124_000000382073_00012_34635_4226.N1	14-OCT-2008 17:31:24	Bright	37.500	36	50Alp UMa	1.8000	6300.0	75	34635	No
207	GOM_NL__2PRFIN20081014_173258_000000352073_00012_34635_4227.N1	14-OCT-2008 17:32:58	Bright	34.500	82	48Bet UMa	2.3650	10600.	69	34635	No
208	GOM_NL__2PRFIN20081014_173620_000000342073_00012_34635_4228.N1	14-OCT-2008 17:36:20	Bright	34.000	174	52Psi UMa	3.0040	4400.0	68	34635	No
209	GOM_NL__2PRFIN20081014_174316_000000402073_00012_34635_4229.N1	14-OCT-2008 17:43:16	Bright	40.000	166	17Eps Leo	2.9800	6000.0	80	34635	No
210	GOM_NL__2PRFIN20081014_174632_000000402073_00012_34635_4230.N1	14-OCT-2008 17:46:32	Bright	39.500	22	32Alp Leo	1.3600	15200.	79	34635	No
211	GOM_NL__2PRFIN20081014_175351_000000572073_00012_34635_4231.N1	14-OCT-2008 17:53:51	Dark	57.000	48	30Alp Hya	1.9770	4100.0	114	34635	No
212	GOM_NL__2PRFIN20081014_180324_000000532073_00012_34635_4232.N1	14-OCT-2008 18:03:24	Dark	53.000	65	Lam Vel	2.2040	4400.0	106	34635	No
213	GOM_NL__2PRFIN20081014_180633_000000452073_00012_34635_4233.N1	14-OCT-2008 18:06:33	Dark	44.500	34	Gam2Vel	1.7930	23000.	89	34635	No
214	GOM_NL__2PRFIN20081014_181049_000000472073_00013_34636_4225.N1	14-OCT-2008 18:10:49	Dark	46.500	161	Tau Pup	2.9310	4500.0	93	34636	No
215	GOM_NL__2PRFIN20081014_181210_000000472073_00013_34636_4226.N1	14-OCT-2008 18:12:10	Dark	47.000	2	Alp Car	-0.73600	7000.0	94	34636	No
216	GOM_NL__2PRFIN20081014_182002_000000372073_00013_34636_4227.N1	14-OCT-2008 18:20:02	Dark	36.500	143	Alp Hyi	2.8570	7200.0	73	34636	No
217	GOM_NL__2PRFIN20081014_182128_000000492073_00013_34636_4228.N1	14-OCT-2008 18:21:28	Dark	49.000	9	Alp Eri	0.45300	24000.	98	34636	No
218	GOM_NL__2PRFIN20081014_182400_000000452073_00013_34636_4229.N1	14-OCT-2008 18:24:00	Straylight	45.000	157	The1Eri	2.9060	9300.0	90	34636	No
219	GOM_NL__2PRFIN20081014_183307_000000442073_00013_34636_4230.N1	14-OCT-2008 18:33:07	Straylight	44.000	52	16Bet Cet	2.0370	4500.0	88	34636	No

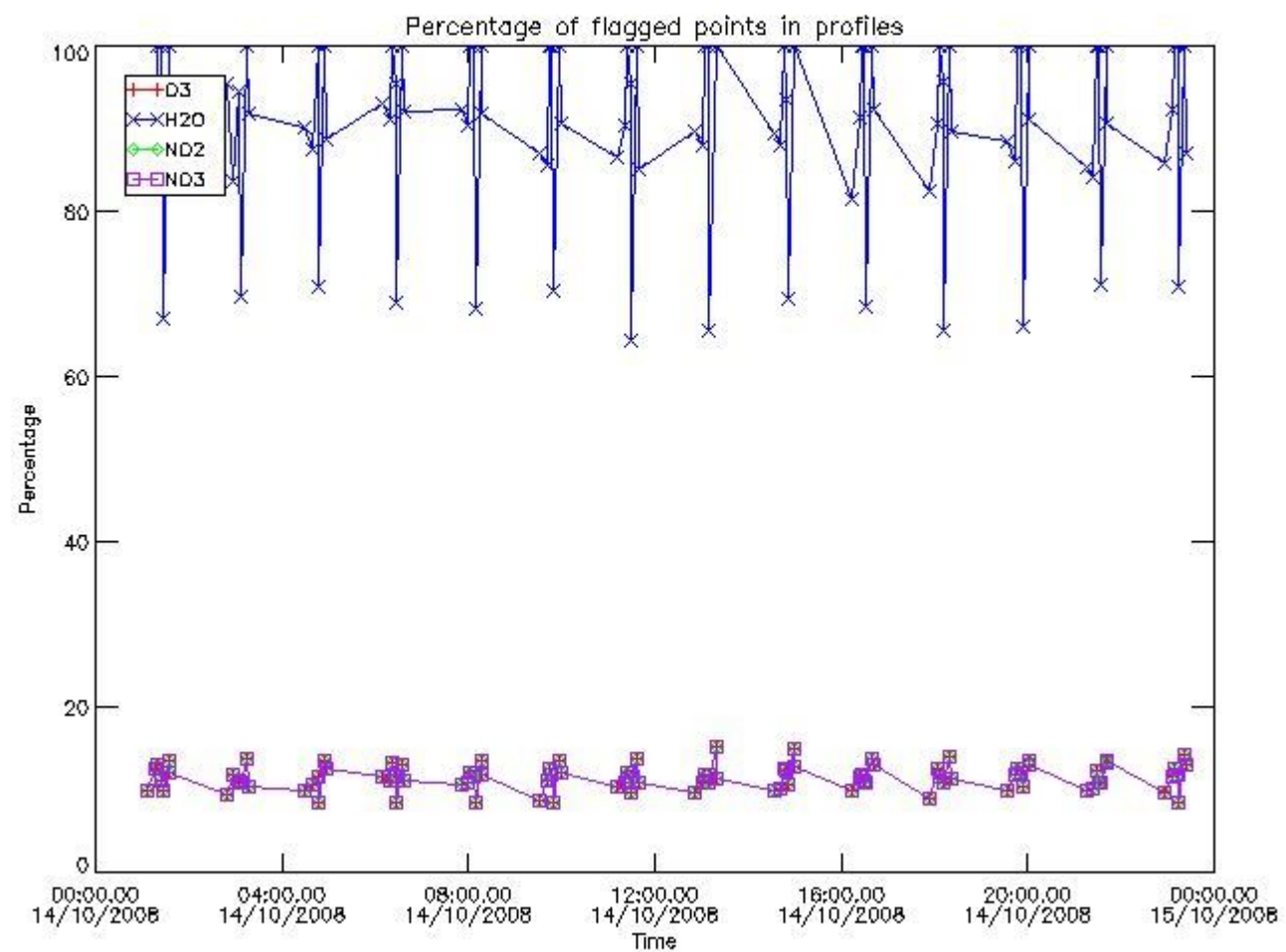
220	GOM_NL__2PRFIN20081014_184247_000000352073_00013_34636_4231.N1	14-OCT-2008 18:42:47	Bright	34.500	140	88Gam Peg	2.8340	26000.	69	34636	No
221	GOM_NL__2PRFIN20081014_184645_000000362073_00013_34636_4232.N1	14-OCT-2008 18:46:45	Bright	35.500	58	21Alp And	2.0730	11000.	71	34636	No
222	GOM_NL__2PRFIN20081014_184919_000000412073_00013_34636_4233.N1	14-OCT-2008 18:49:19	Bright	40.500	53	43Bet And	2.0480	3300.0	81	34636	No
223	GOM_NL__2PRFIN20081014_185449_000000392073_00013_34636_4234.N1	14-OCT-2008 18:54:49	Bright	38.500	68	18Alp Cas	2.2250	4500.0	77	34636	No
224	GOM_NL__2PRFIN20081014_185611_000000382073_00013_34636_4235.N1	14-OCT-2008 18:56:11	Bright	38.000	76	27Gam Cas	2.3000	30000.	76	34636	No
225	GOM_NL__2PRFIN20081014_190347_000000362073_00013_34636_4236.N1	14-OCT-2008 19:03:47	Bright	36.000	49	1Alp UMi	1.9900	6300.0	72	34636	No
226	GOM_NL__2PRFIN20081014_191200_000000382073_00013_34636_4237.N1	14-OCT-2008 19:12:00	Bright	37.500	36	50Alp UMa	1.8000	6300.0	75	34636	No
227	GOM_NL__2PRFIN20081014_191334_000000362073_00013_34636_4238.N1	14-OCT-2008 19:13:34	Bright	36.000	82	48Bet UMa	2.3650	10600.	72	34636	No
228	GOM_NL__2PRFIN20081014_191657_000000352073_00013_34636_4239.N1	14-OCT-2008 19:16:57	Bright	34.500	174	52Psi UMa	3.0040	4400.0	69	34636	No
229	GOM_NL__2PRFIN20081014_192353_000000602073_00013_34636_4240.N1	14-OCT-2008 19:23:53	Bright	60.000	166	17Eps Leo	2.9800	6000.0	120	34636	No
230	GOM_NL__2PRFIN20081014_192708_000000572073_00013_34636_4241.N1	14-OCT-2008 19:27:08	Bright	57.000	22	32Alp Leo	1.3600	15200.	114	34636	No
231	GOM_NL__2PRFIN20081014_193428_000000522073_00013_34636_4242.N1	14-OCT-2008 19:34:28	Dark	52.000	48	30Alp Hya	1.9770	4100.0	104	34636	No
232	GOM_NL__2PRFIN20081014_194401_000000442073_00013_34636_4243.N1	14-OCT-2008 19:44:01	Dark	43.500	65	Lam Vel	2.2040	4400.0	87	34636	No
233	GOM_NL__2PRFIN20081014_194710_000000412073_00013_34636_4244.N1	14-OCT-2008 19:47:10	Dark	41.000	34	Gam2Vel	1.7930	23000.	82	34636	No
234	GOM_NL__2PRFIN20081014_195126_000000432073_00014_34637_4257.N1	14-OCT-2008 19:51:26	Dark	42.500	161	Tau Pup	2.9310	4500.0	85	34637	No
235	GOM_NL__2PRFIN20081014_195247_000000542073_00014_34637_4258.N1	14-OCT-2008 19:52:47	Dark	53.500	2	Alp Car	-0.73600	7000.0	107	34637	No
236	GOM_NL__2PRFIN20081014_200038_000000382073_00014_34637_4259.N1	14-OCT-2008 20:00:38	Dark	37.500	143	Alp Hyi	2.8570	7200.0	75	34637	No
237	GOM_NL__2PRFIN20081014_200204_000000402073_00014_34637_4260.N1	14-OCT-2008 20:02:04	Dark	39.500	9	Alp Eri	0.45300	24000.	79	34637	No
238	GOM_NL__2PRFIN20081014_200437_000000442073_00014_34637_4261.N1	14-OCT-2008 20:04:37	Straylight	44.000	157	The1Eri	2.9060	9300.0	88	34637	No
239	GOM_NL__2PRFIN20081014_201343_000000422073_00014_34637_4262.N1	14-OCT-2008 20:13:43	Straylight	42.000	52	16Bet Cet	2.0370	4500.0	84	34637	No
240	GOM_NL__2PRFIN20081014_202323_000000372073_00014_34637_4263.N1	14-OCT-2008 20:23:23	Bright	36.500	140	88Gam Peg	2.8340	26000.	73	34637	No
241	GOM_NL__2PRFIN20081014_202721_000000372073_00014_34637_4264.N1	14-OCT-2008 20:27:21	Bright	36.500	58	21Alp And	2.0730	11000.	73	34637	No
242	GOM_NL__2PRFIN20081014_202955_000000422073_00014_34637_4265.N1	14-OCT-2008 20:29:55	Bright	41.500	53	43Bet And	2.0480	3300.0	83	34637	No
243	GOM_NL__2PRFIN20081014_203525_000000552073_00014_34637_4266.N1	14-OCT-2008 20:35:25	Bright	55.000	68	18Alp Cas	2.2250	4500.0	110	34637	No
244	GOM_NL__2PRFIN20081014_203647_000000362073_00014_34637_4267.N1	14-OCT-2008 20:36:47	Bright	35.500	76	27Gam Cas	2.3000	30000.	71	34637	No
245	GOM_NL__2PRFIN20081014_204423_000000372073_00014_34637_4268.N1	14-OCT-2008 20:44:23	Bright	37.000	49	1Alp UMi	1.9900	6300.0	74	34637	No
246	GOM_NL__2PRFIN20081014_205236_000000382073_00014_34637_4269.N1	14-OCT-2008 20:52:36	Bright	37.500	36	50Alp UMa	1.8000	6300.0	75	34637	No
247	GOM_NL__2PRFIN20081014_205410_000000372073_00014_34637_4270.N1	14-OCT-2008 20:54:10	Bright	36.500	82	48Bet UMa	2.3650	10600.	73	34637	No
248	GOM_NL__2PRFIN20081014_205733_000000342073_00014_34637_4271.N1	14-OCT-2008 20:57:33	Bright	34.000	174	52Psi UMa	3.0040	4400.0	68	34637	No
249	GOM_NL__2PRFIN20081014_210429_000000472073_00014_34637_4272.N1	14-OCT-2008 21:04:29	Bright	47.000	166	17Eps Leo	2.9800	6000.0	94	34637	No
250	GOM_NL__2PRFIN20081014_210744_000000572073_00014_34637_4273.N1	14-OCT-2008 21:07:44	Bright	57.000	22	32Alp Leo	1.3600	15200.	114	34637	No
251	GOM_NL__2PRFIN20081014_211504_000000522073_00014_34637_4274.N1	14-OCT-2008 21:15:04	Dark	51.500	48	30Alp Hya	1.9770	4100.0	103	34637	No
252	GOM_NL__2PRFIN20081014_212437_000000512073_00014_34637_4275.N1	14-OCT-2008 21:24:37	Dark	50.500	65	Lam Vel	2.2040	4400.0	101	34637	No
253	GOM_NL__2PRFIN20081014_212747_000000422073_00014_34637_4276.N1	14-OCT-2008 21:27:47	Dark	41.500	34	Gam2Vel	1.7930	23000.	83	34637	No
254	GOM_NL__2PRFIN20081014_213202_000000472073_00015_34638_4272.N1	14-OCT-2008 21:32:02	Dark	46.500	161	Tau Pup	2.9310	4500.0	93	34638	No
255	GOM_NL__2PRFIN20081014_213323_000000472073_00015_34638_4273.N1	14-OCT-2008 21:33:23	Dark	47.000	2	Alp Car	-0.73600	7000.0	94	34638	No
256	GOM_NL__2PRFIN20081014_214114_000000392073_00015_34638_4274.N1	14-OCT-2008 21:41:14	Dark	38.500	143	Alp Hyi	2.8570	7200.0	77	34638	No
257	GOM_NL__2PRFIN20081014_214241_000000382073_00015_34638_4275.N1	14-OCT-2008 21:42:41	Dark	38.000	9	Alp Eri	0.45300	24000.	76	34638	No
258	GOM_NL__2PRFIN20081014_214513_000000462073_00015_34638_4276.N1	14-OCT-2008 21:45:13	Straylight	46.000	157	The1Eri	2.9060	9300.0	92	34638	No
259	GOM_NL__2PRFIN20081014_215419_000000422073_00015_34638_4277.N1	14-OCT-2008 21:54:19	Straylight	42.000	52	16Bet Cet	2.0370	4500.0	84	34638	No
260	GOM_NL__2PRFIN20081014_220359_000000372073_00015_34638_4278.N1	14-OCT-2008 22:03:59	Bright	36.500	140	88Gam Peg	2.8340	26000.	73	34638	No
261	GOM_NL__2PRFIN20081014_220757_000000352073_00015_34638_4279.N1	14-OCT-2008 22:07:57	Bright	35.000	58	21Alp And	2.0730	11000.	70	34638	No
262	GOM_NL__2PRFIN20081014_221031_000000412073_00015_34638_4280.N1	14-OCT-2008 22:10:31	Bright	40.500	53	43Bet And	2.0480	3300.0	81	34638	No
263	GOM_NL__2PRFIN20081014_221601_000000382073_00015_34638_4281.N1	14-OCT-2008 22:16:01	Bright	38.000	68	18Alp Cas	2.2250	4500.0	76	34638	No
264	GOM_NL__2PRFIN20081014_221723_000000382073_00015_34638_4282.N1	14-OCT-2008 22:17:23	Bright	37.500	76	27Gam Cas	2.3000	30000.	75	34638	No
265	GOM_NL__2PRFIN20081014_222459_000000372073_00015_34638_4283.N1	14-OCT-2008 22:24:59	Bright	36.500	49	1Alp UMi	1.9900	6300.0	73	34638	No
266	GOM_NL__2PRFIN20081014_223312_000000372073_00015_34638_4284.N1	14-OCT-2008 22:33:12	Bright	36.500	36	50Alp UMa	1.8000	6300.0	73	34638	No
267	GOM_NL__2PRFIN20081014_223445_000000352073_00015_34638_4285.N1	14-OCT-2008 22:34:45	Bright	35.000	82	48Bet UMa	2.3650	10600.	70	34638	No
268	GOM_NL__2PRFIN20081014_223809_000000352073_00015_34638_4286.N1	14-OCT-2008 22:38:09	Bright	34.500	174	52Psi UMa	3.0040	4400.0	69	34638	No
269	GOM_NL__2PRFIN20081014_224505_000000602073_00015_34638_4287.N1	14-OCT-2008 22:45:05	Bright	60.000	166	17Eps Leo	2.9800	6000.0	120	34638	No
270	GOM_NL__2PRFIN20081014_224820_000000422073_00015_34638_4288.N1	14-OCT-2008 22:48:20	Bright	41.500	22	32Alp Leo	1.3600	15200.	83	34638	No
271	GOM_NL__2PRFIN20081014_225541_000000542073_00015_34638_4289.N1	14-OCT-2008 22:55:41	Dark	53.500	48	30Alp Hya	1.9770	4100.0	107	34638	No
272	GOM_NL__2PRFIN20081014_230514_000000532073_00015_34638_4290.N1	14-OCT-2008 23:05:14	Dark	53.000	65	Lam Vel	2.2040	4400.0	106	34638	No
273	GOM_NL__2PRFIN20081014_230823_000000412073_00015_34638_4291.N1	14-OCT-2008 23:08:23	Dark	41.000	34	Gam2Vel	1.7930	23000.	82	34638	No
274	GOM_NL__2PRFIN20081014_231239_000000432073_00016_34639_4286.N1	14-OCT-2008 23:12:39	Dark	43.000	161	Tau Pup	2.9310	4500.0	86	34639	No
275	GOM_NL__2PRFIN20081014_231400_000000612073_00016_34639_4287.N1	14-OCT-2008 23:14:00	Dark	60.500	2	Alp Car	-0.73600	7000.0	121	34639	No
276	GOM_NL__2PRFIN20081014_232150_000000362073_00016_34639_4288.N1	14-OCT-2008 23:21:50	Dark	36.000	143	Alp Hyi	2.8570	7200.0	72	34639	No
277	GOM_NL__2PRFIN20081014_232317_000000392073_00016_34639_4289.N1	14-OCT-2008 23:23:17	Dark	39.000	9	Alp Eri	0.45300	24000.	78	34639	No
278	GOM_NL__2PRFIN20081014_232550_000000472073_00016_34639_4290.N1	14-OCT-2008 23:25:50	Straylight	46.500	157	The1Eri	2.9060	9300.0	93	34639	No

279	GOM_NL__2PRFIN20081014_233455_000000462073_00016_34639_4291.N1	14-OCT-2008 23:34:55	Straylight	45.500	52	16Bet Cet	2.0370	4500.0	91	34639	No
280	GOM_NL__2PRFIN20081014_234435_000000362073_00016_34639_4292.N1	14-OCT-2008 23:44:35	Bright	36.000	140	88Gam Peg	2.8340	26000.	72	34639	No
281	GOM_NL__2PRFIN20081014_234832_000000382073_00016_34639_4293.N1	14-OCT-2008 23:48:32	Bright	37.500	58	21Alp And	2.0730	11000.	75	34639	No
282	GOM_NL__2PRFIN20081014_235106_000000432073_00016_34639_4294.N1	14-OCT-2008 23:51:06	Bright	42.500	53	43Bet And	2.0480	3300.0	85	34639	No
283	GOM_NL__2PRFIN20081014_235636_000000382073_00016_34639_4295.N1	14-OCT-2008 23:56:36	Bright	38.000	68	18Alp Cas	2.2250	4500.0	76	34639	No
284	GOM_NL__2PRFIN20081014_235758_000000382073_00016_34639_4296.N1	14-OCT-2008 23:57:58	Bright	37.500	76	27Gam Cas	2.3000	30000.	75	34639	No

3. Quality information per product

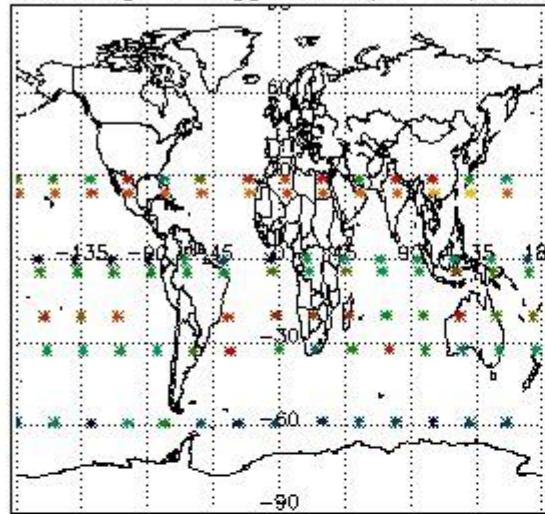
In this section it is plotted some information contained in the Quality Summary data set of the level 2 products. Only products in dark limb conditions and without errors (error flag in the MPH set to "0") are used.

3.1 Plot quality information per product (time dependant)


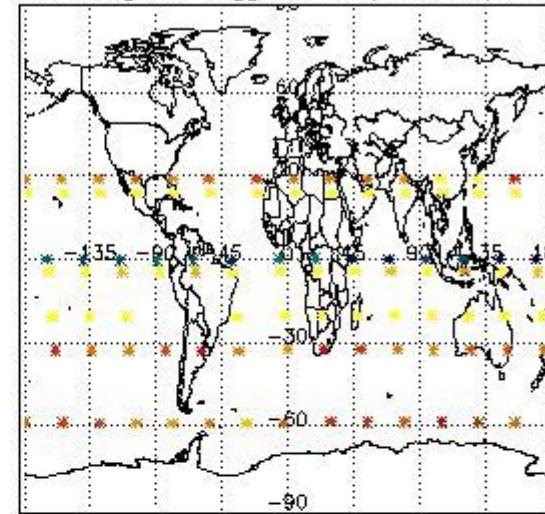


3.2 Plot quality information per product (world map)

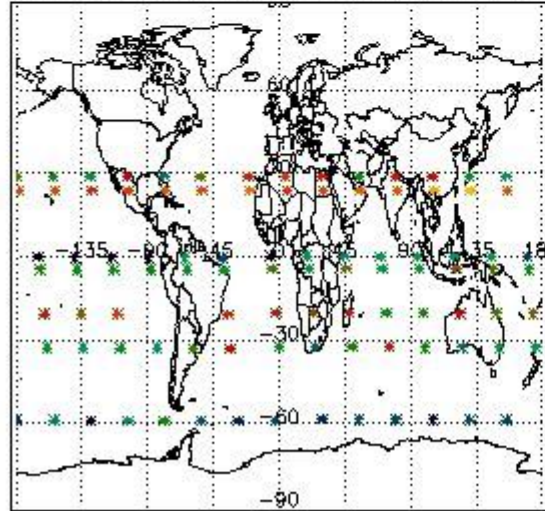
Percentage of flagged data per O3 profile



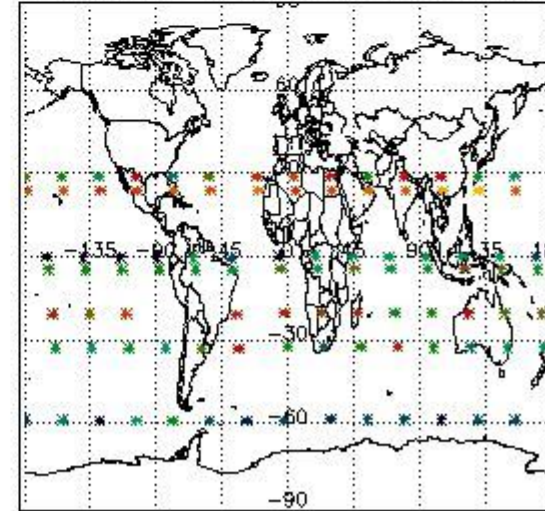
Percentage of flagged data per H2O profile



Percentage of flagged data per NO2 profile



Percentage of flagged data per NO3 profile

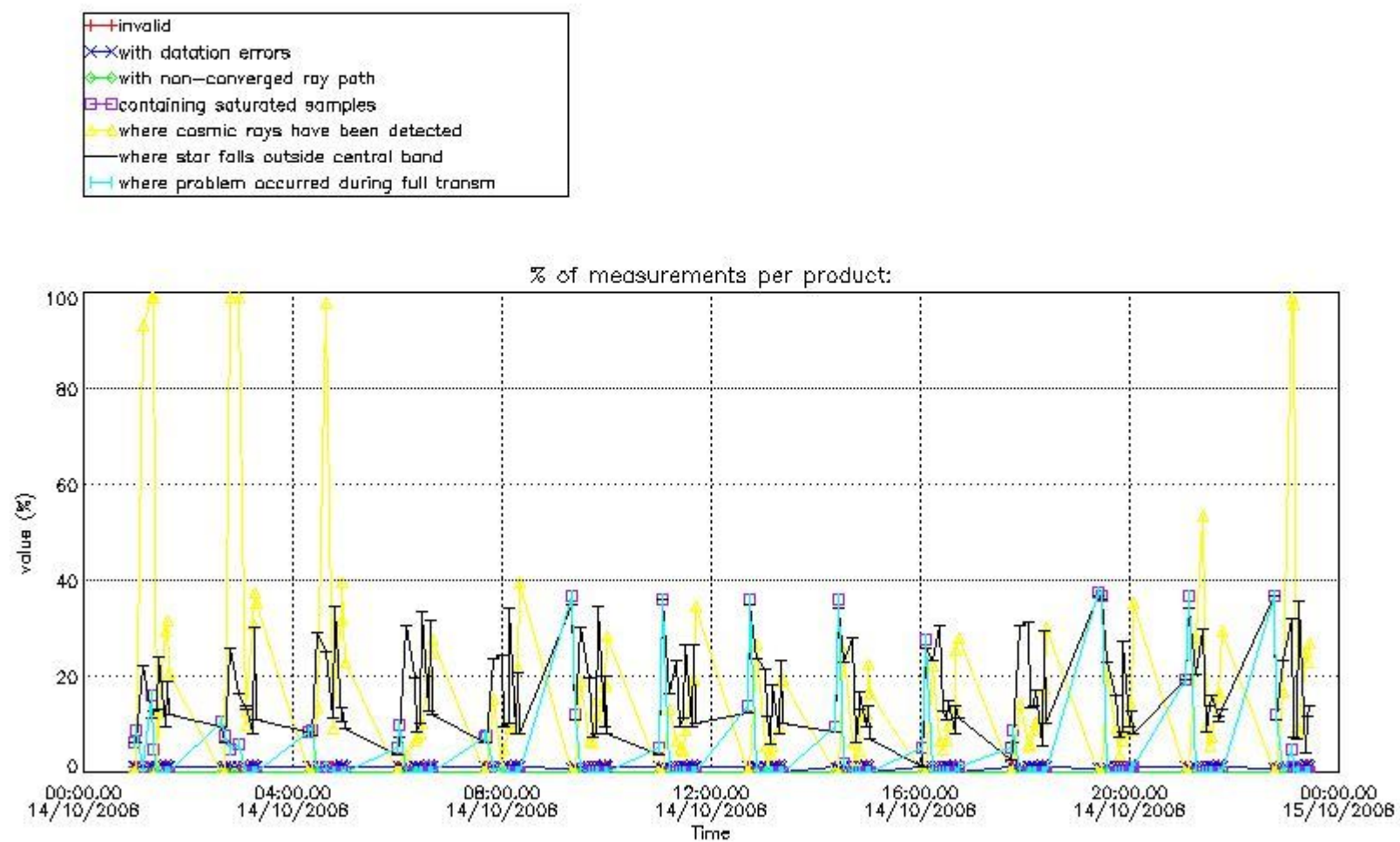


4. Level 1 quality information per product

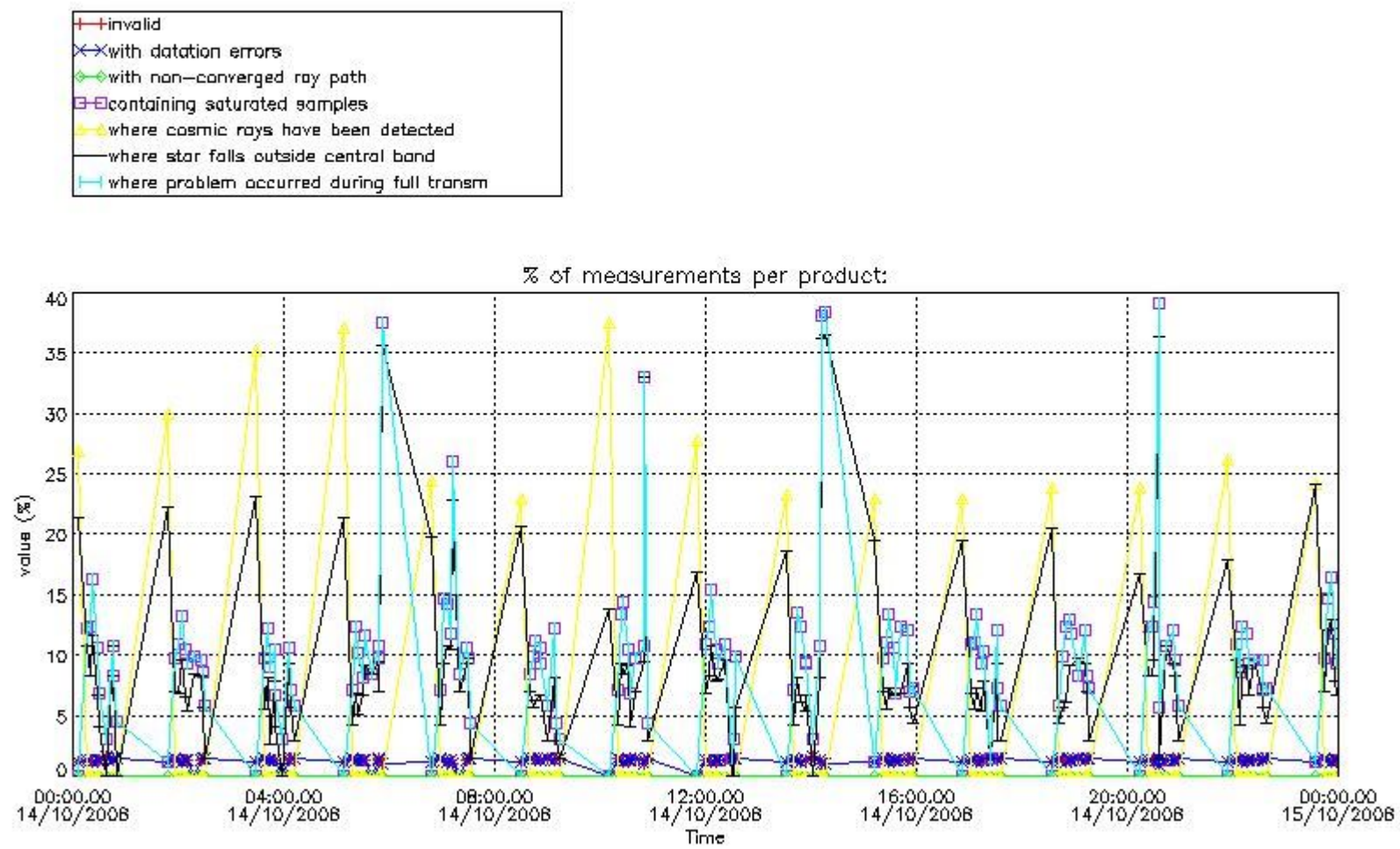
In this section it is plotted some information contained in the Quality Summary data set of the level 2 products that comes from the level 1b processing. Products without errors (error flag in the MPH set to "0") are used.

4.1 Plot quality information per product (time dependant) coming from level 1b processing

4.1.1 Plot level 1 quality information per product (time dependant): ENVISAT ASCENDING passes



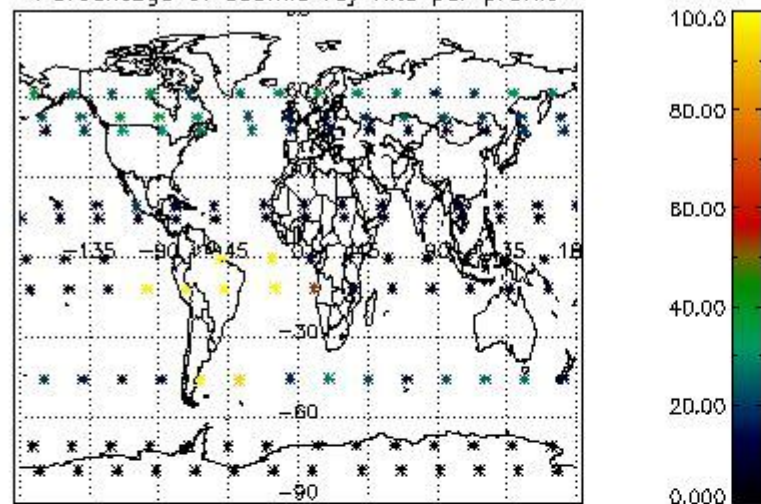
4.1.2 Plot level 1 quality information per product (time dependant): ENVI SAT DESCENDING passes



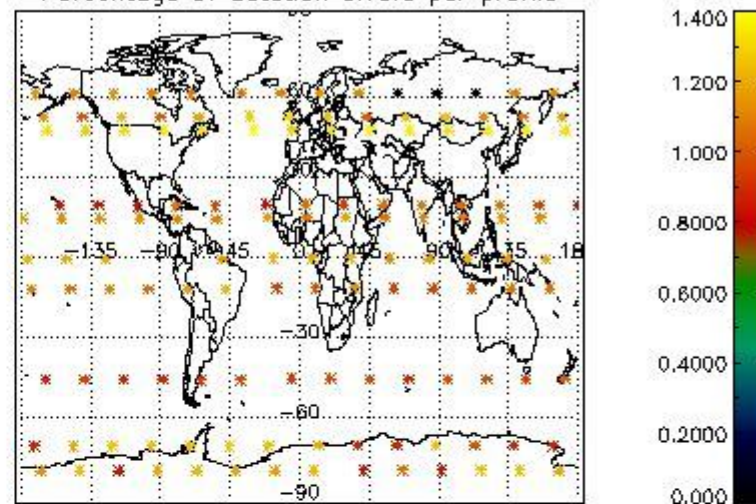
4.2 Plot quality information per product coming from level 1b processing (world map)

4.2.1 Plot level 1 quality information per product (world map): ENVISAT ASCENDING passes

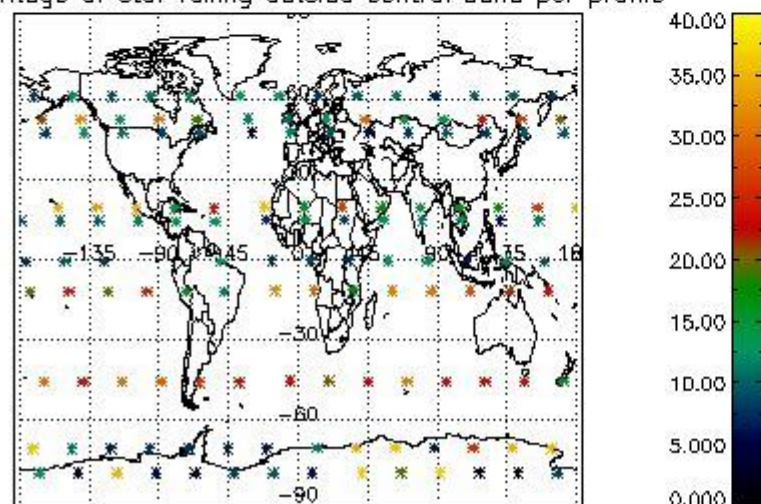
Percentage of cosmic ray hits per profile



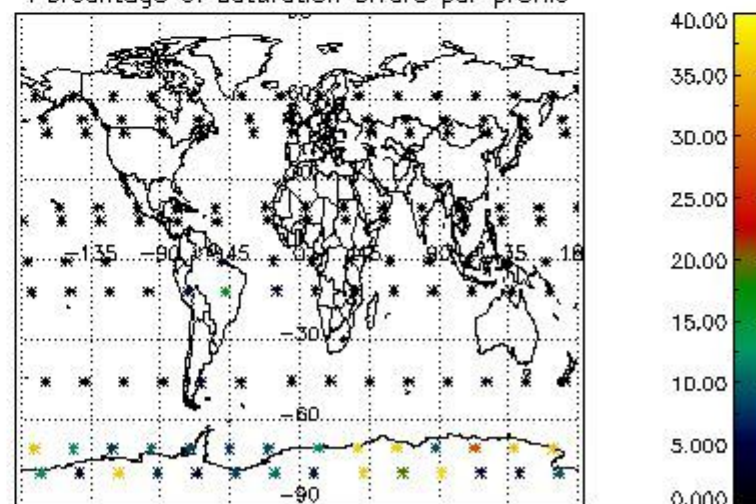
Percentage of datation errors per profile



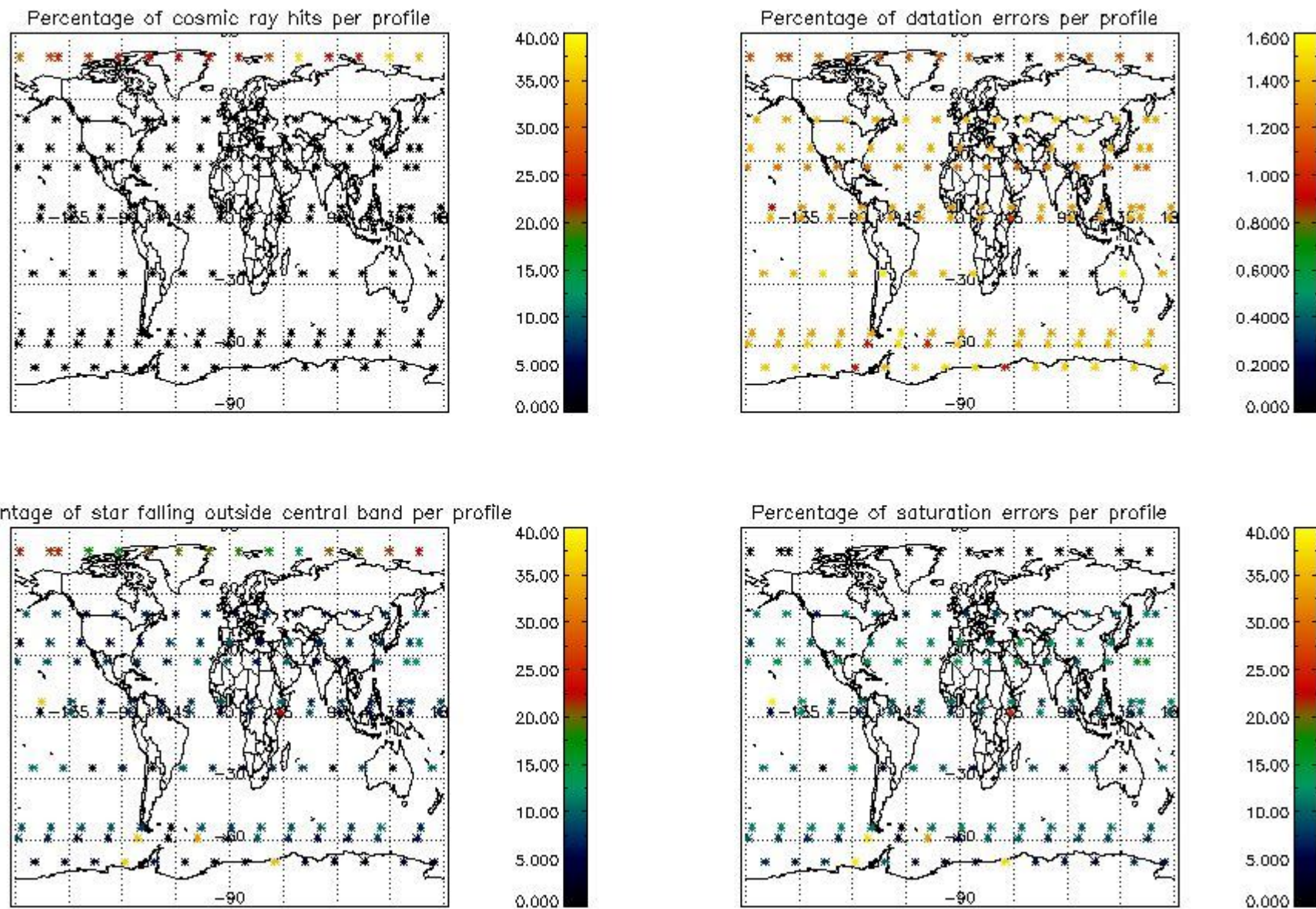
Percentage of star falling outside central band per profile



Percentage of saturation errors per profile



4.2.2 Plot level 1 quality information per product (world map): ENVISAT DESCENDING passes



5. Trace gas profiles

5.1 Ozone statistics based on quality of products

The final quality of the products can be "measured" using the STD (Standard Deviation) attached to every point profile. This information is written to the parameter GOM_NL__2P/NL_LOCAL_SPECIES_DENSITY/o3_std of the level 2 products. The table below shows the statistics for given STD ranges.

The statistics are given with respect to the overall valid production:

- Products without fatal errors: GOM_NL__2P/MPH/PRODUCT_ERR=0
- Valid point profile: GOM_NL__2P/NL_LOCAL_SPECIES_DENSITY/pcd(0)=0

The 'Criteria' is applied to valid points of dark limb products:

- Products in dark limb illumination condition: GOM_NL__2P/NL_SUMMARY_QUALITY/obs_ill_cond=0
- Products without fatal errors: GOM_NL__2P/MPH/PRODUCT_ERR=0
- Valid point profile: GOM_NL__2P/NL_LOCAL_SPECIES_DENSITY/pcd(0)=0

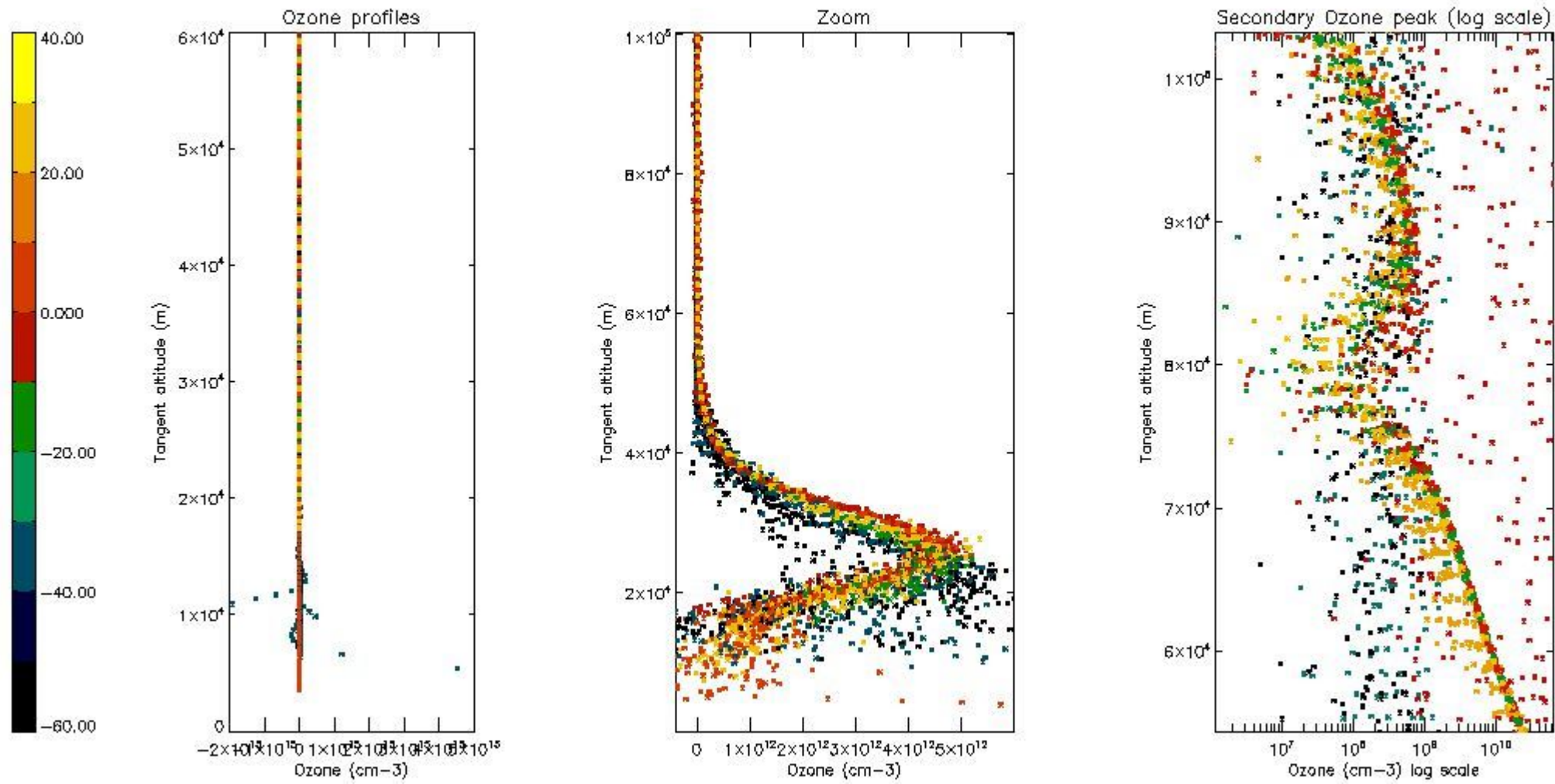
So, the table below shows the percentage of dark limb and valid observations for each criteria with respect to the overall valid daily observations.

Criteria	% of total production
All STD	38
STD < 20	18

STD < 10	13
STD < 5	9

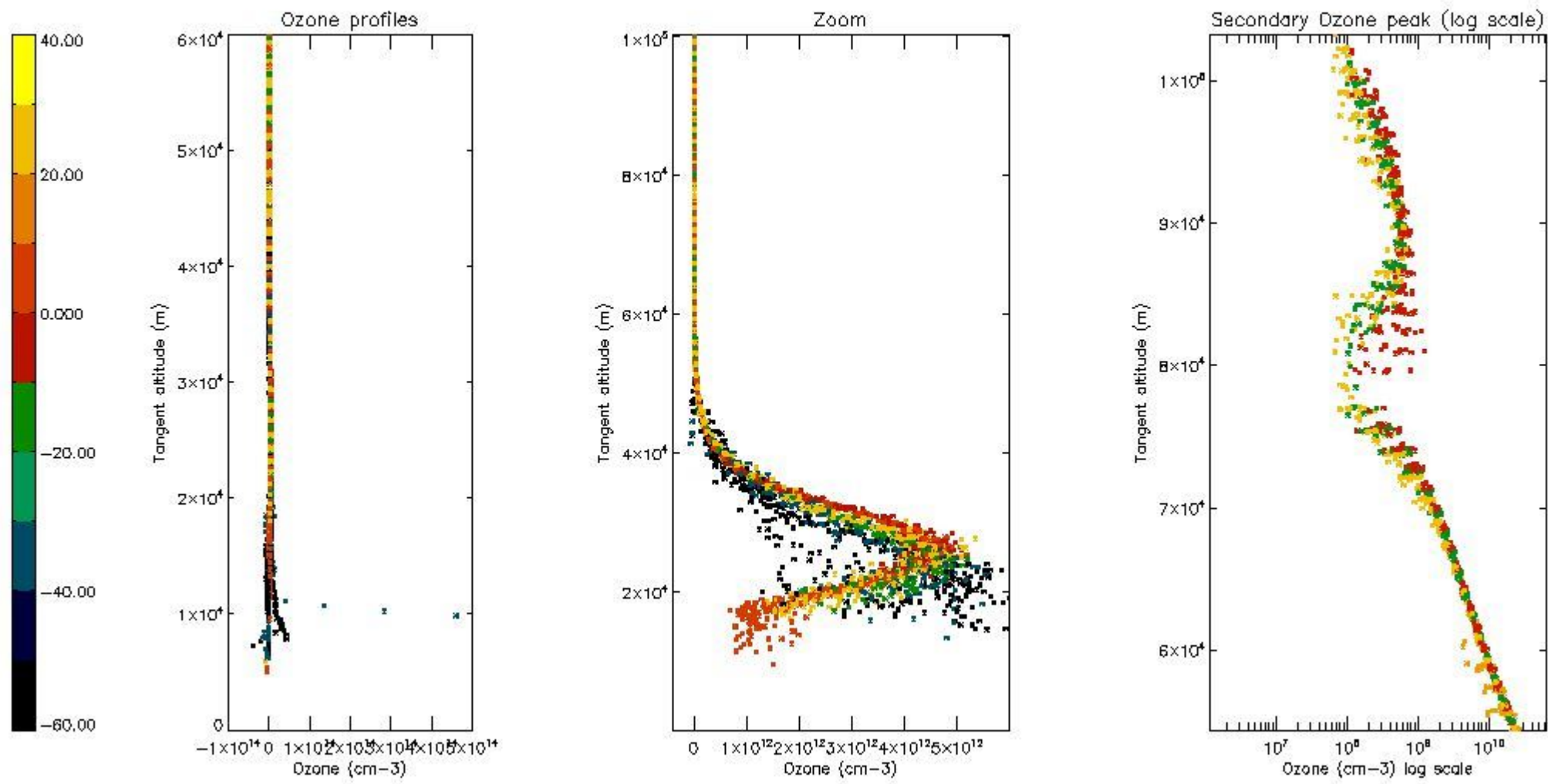
5.2 Plot ozone profiles for all STD (dark without errors)

The colorbar represents the latitude.



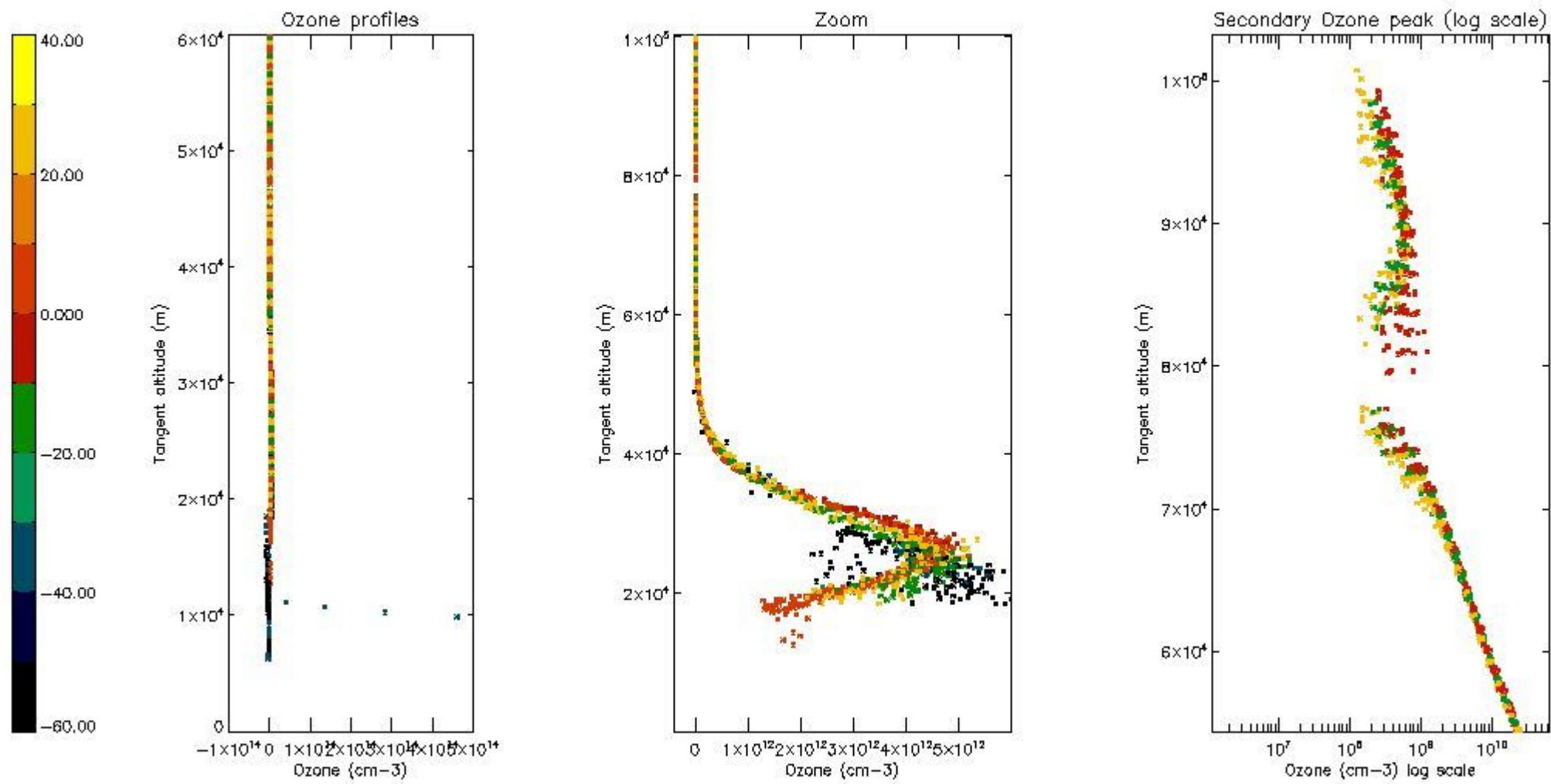
5.3 Plot ozone profiles where STD < 20% (dark without errors)

The colorbar represents the latitude.



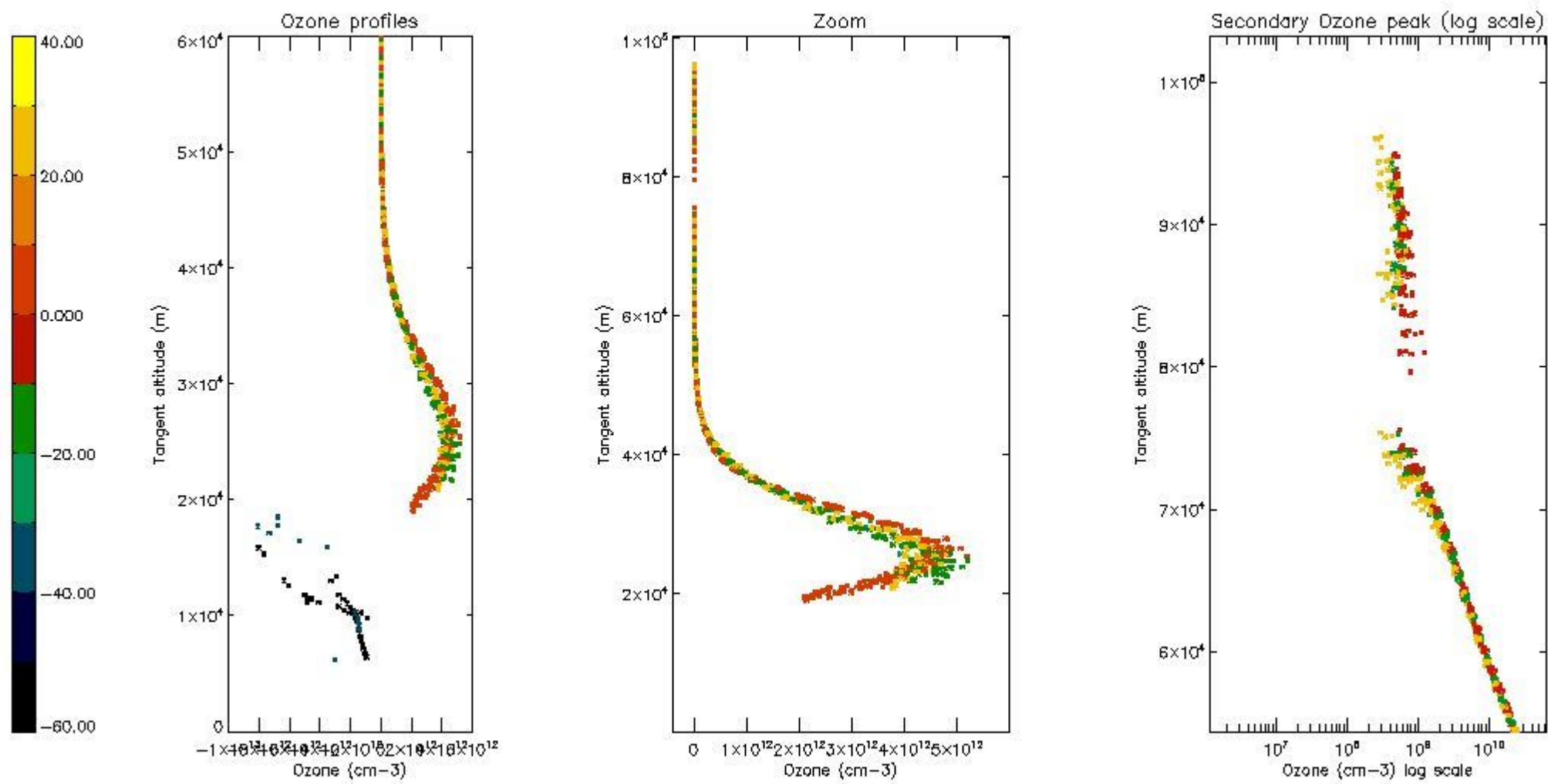
5.4 Plot ozone profiles where STD < 10% (dark without errors)

The colorbar represents the latitude.



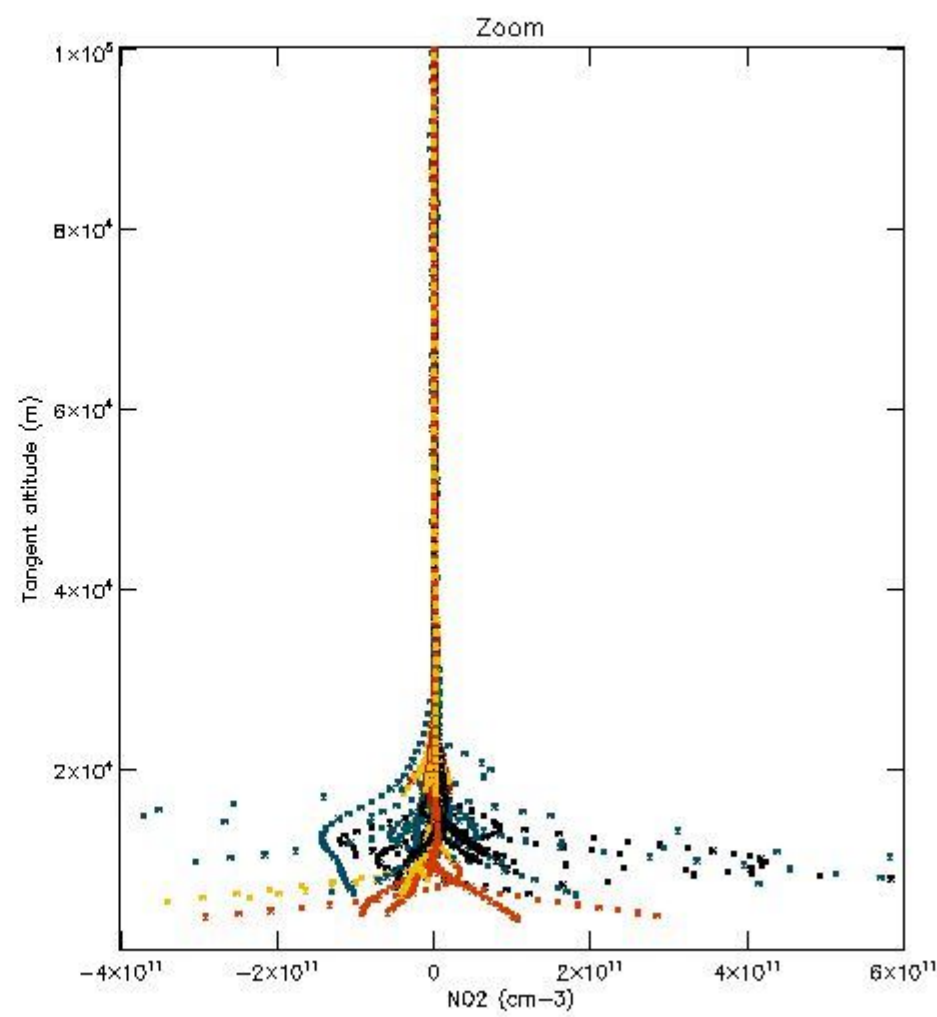
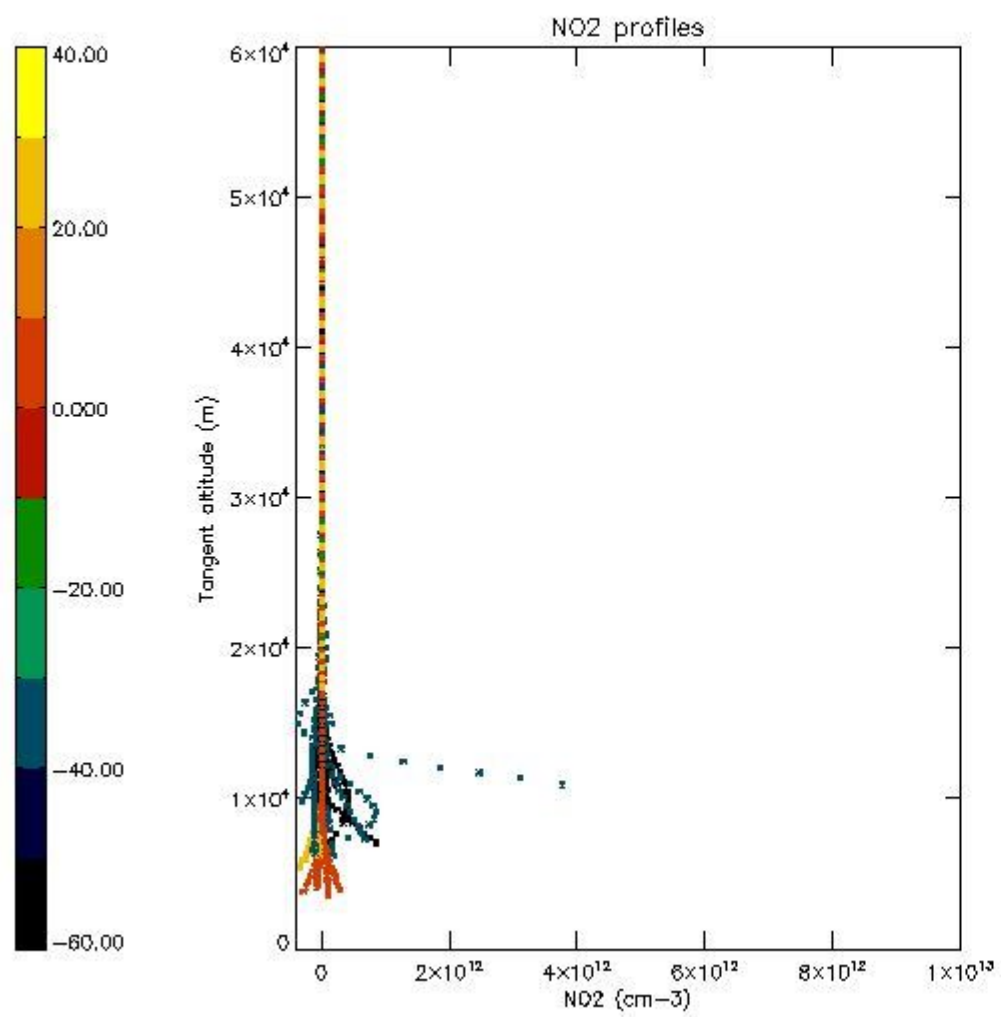
5.5 Plot ozone profiles where $STD < 5\%$ (dark without errors)

The colorbar represents the latitude.



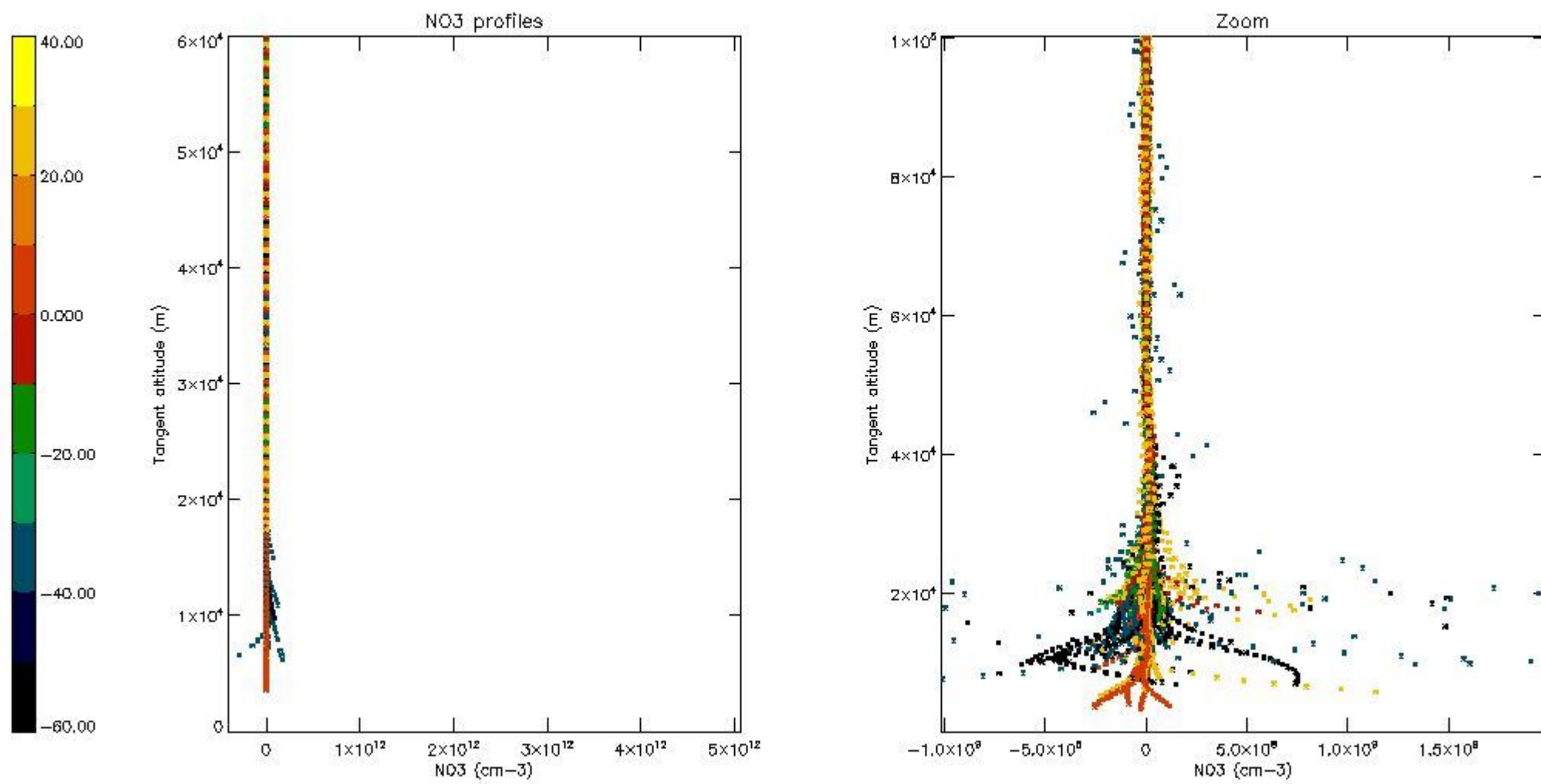
5.6 Plot NO₂ profiles for all STD (dark without errors)

The colorbar represents the latitude.



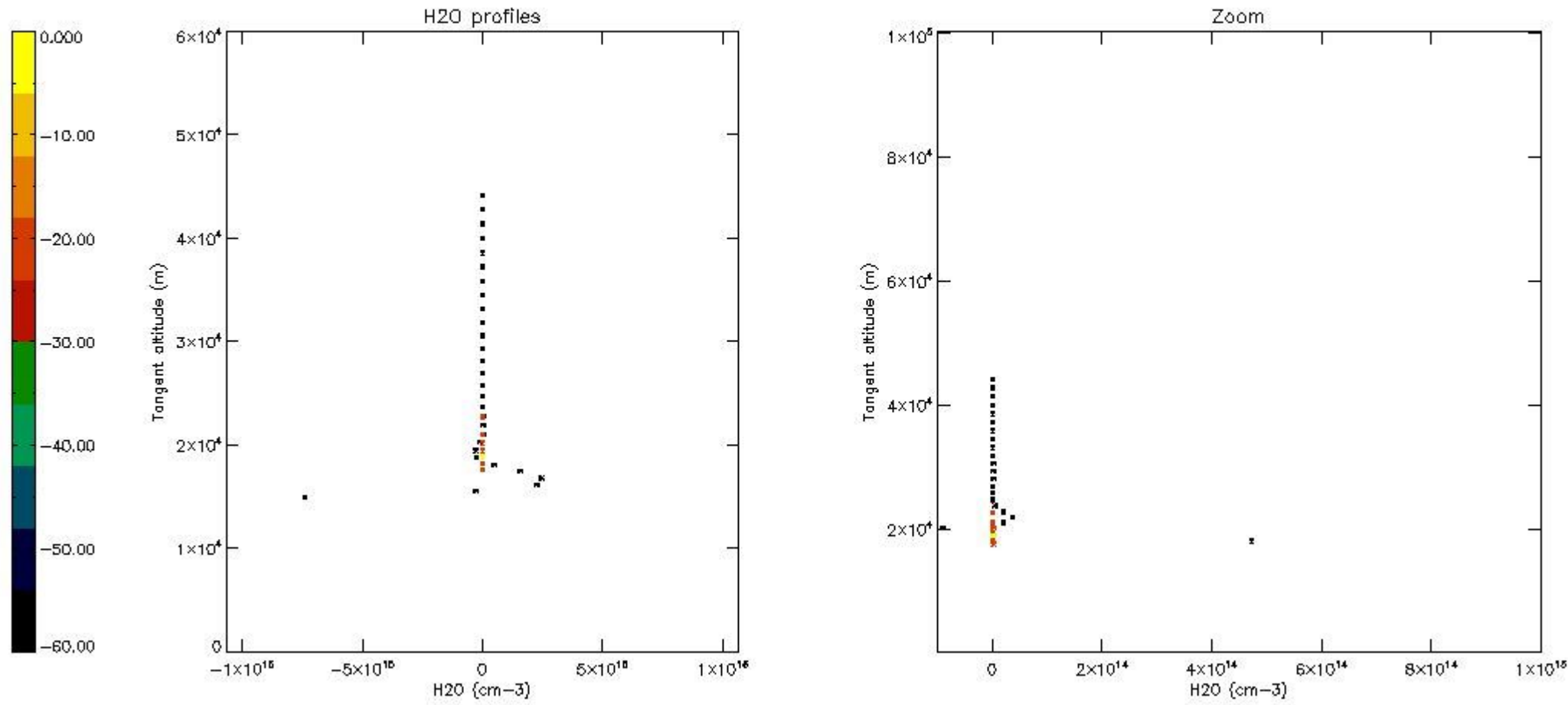
5.7 Plot NO3 profiles for all STD (dark without errors)

The colorbar represents the latitude.



5.8 Plot H2O profiles for all STD (only for occultations of stars 1,2,3,4,13,14,16,26,63 dark without errors)

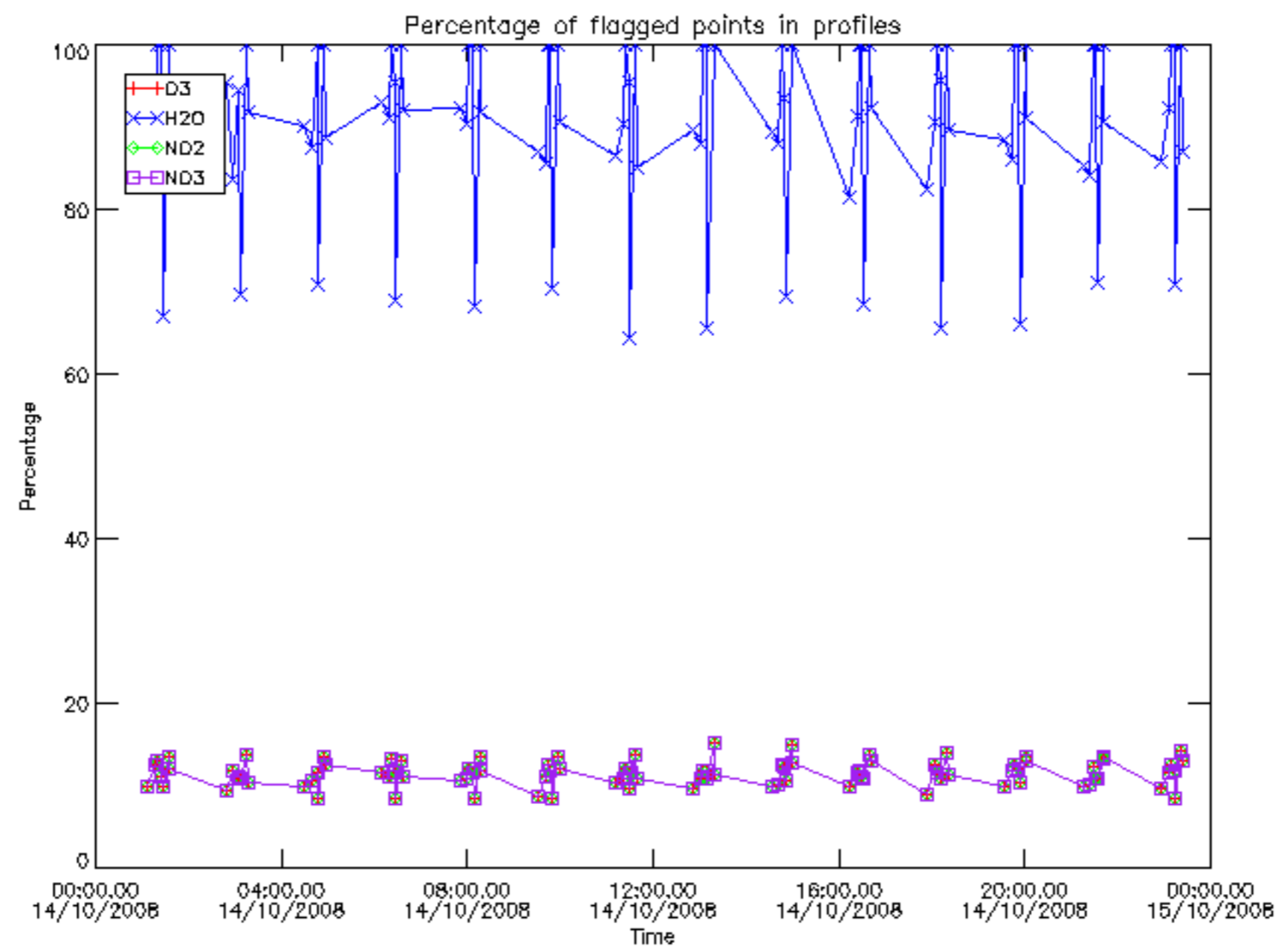
The colorbar represents the latitude.



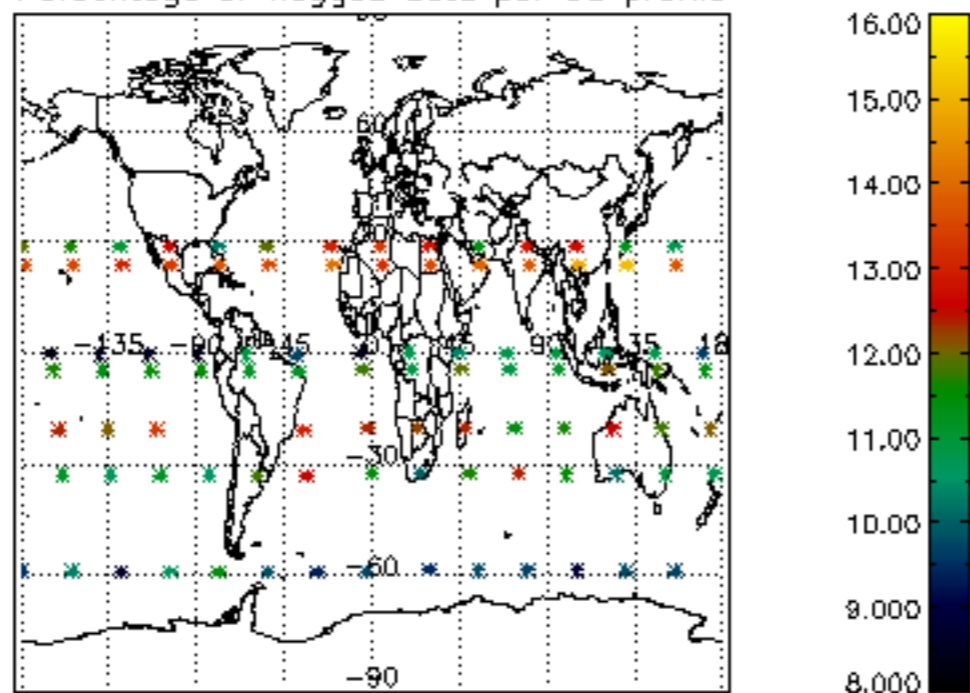
6. Auxiliary Data Files used for the production reported in section 2

The number reported in the third column indicates since which file (see list in section 2) the corresponding auxiliary file has been used. The fourth column is the date of those product files.

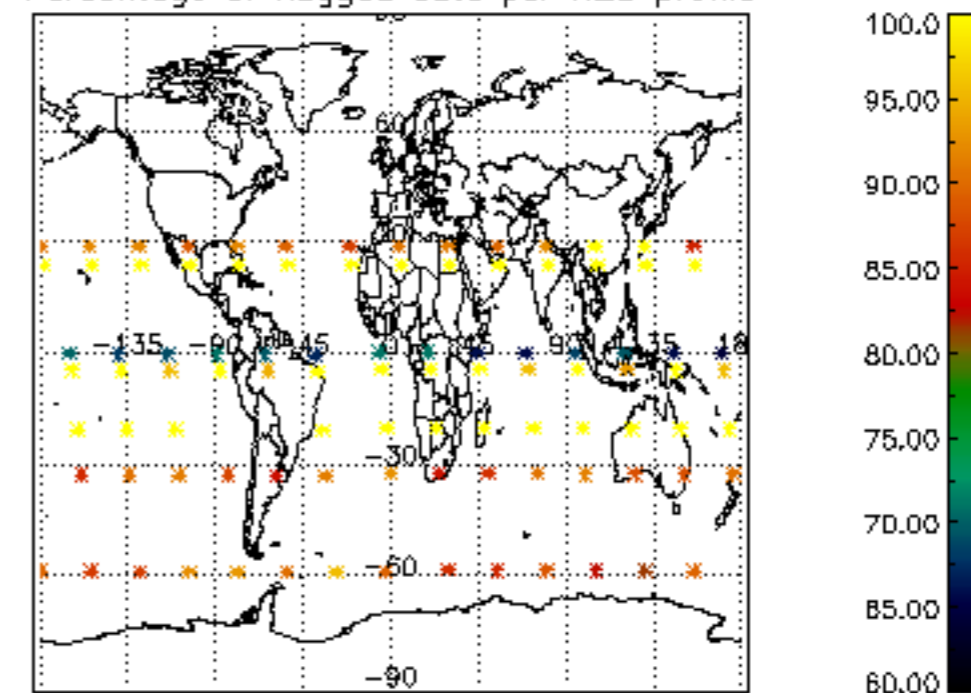
Type	Auxiliary Filename	Used since product	Used since product date
INST_PHYS_CHARACTERISTICS	GOM_INS_AXVIEC20091111_143220_20030716_120000_20500101_000000	1	14-OCT-2008 00:06:30
LEVEL-2_PROC_CONFIG	GOM_PR2_AXVIEC20091111_152718_20020301_000000_20500101_000000	1	14-OCT-2008 00:06:30
CROSS_SECTIONS_FILE	GOM_CRS_AXVIEC20091111_154832_20020301_000000_20500101_000000	1	14-OCT-2008 00:06:30



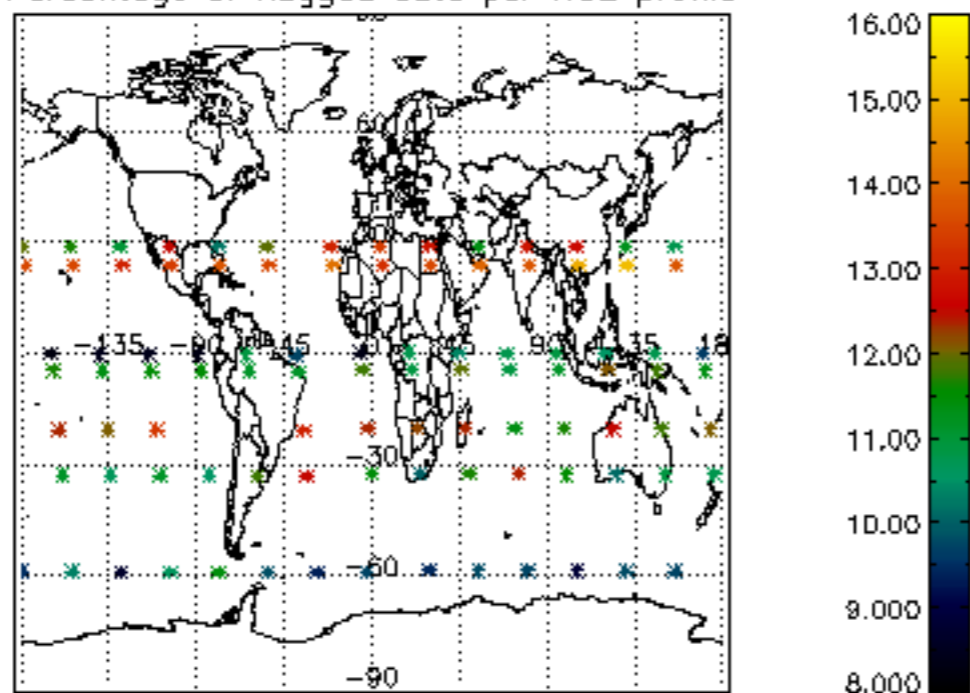
Percentage of flagged data per D3 profile



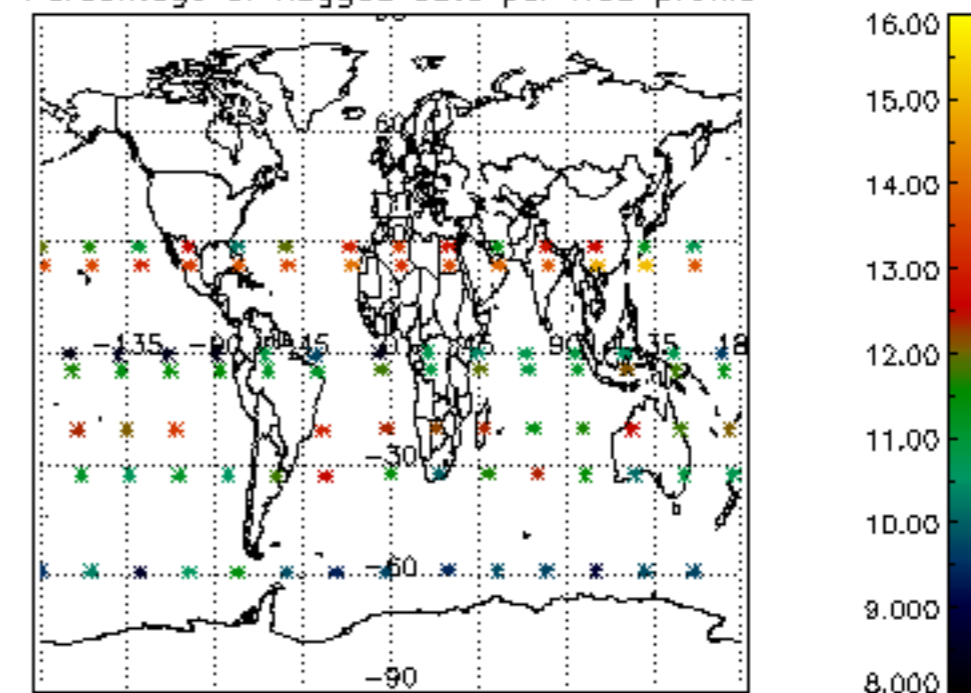
Percentage of flagged data per H2O profile

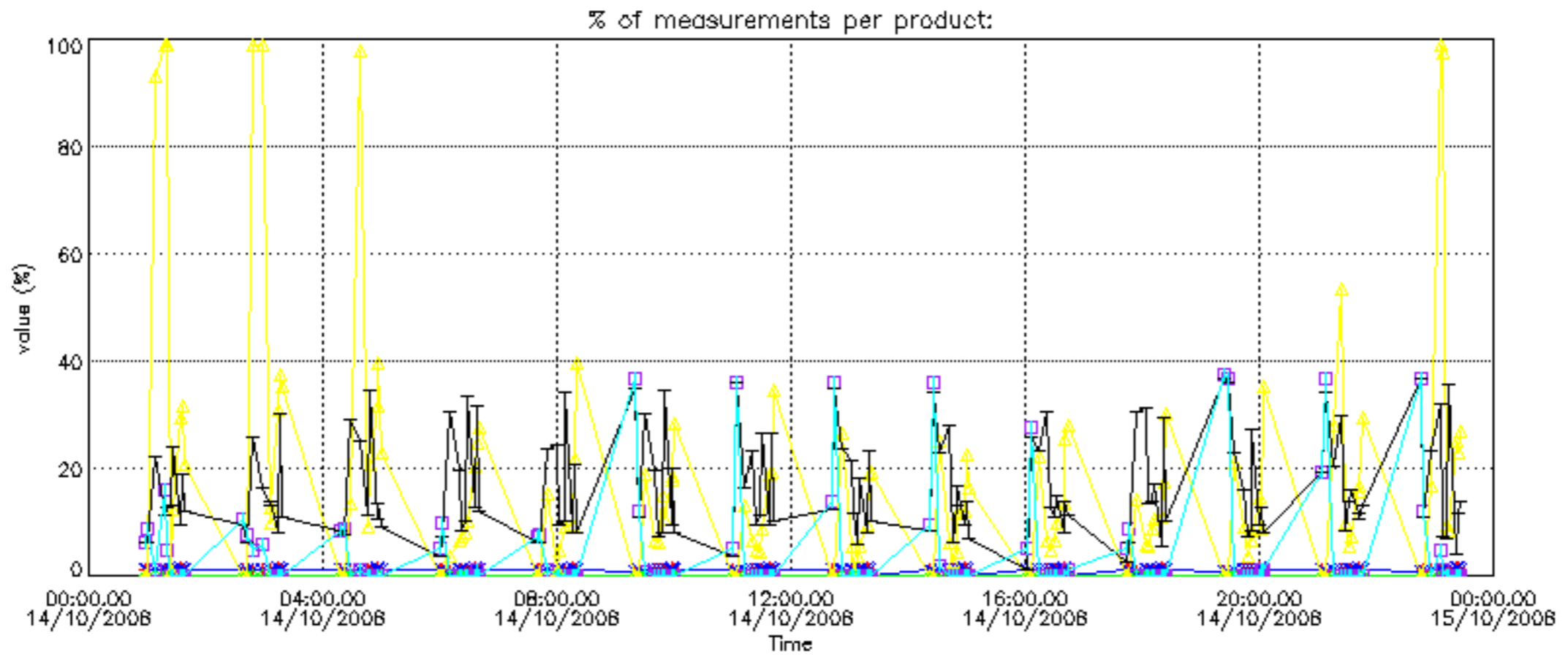
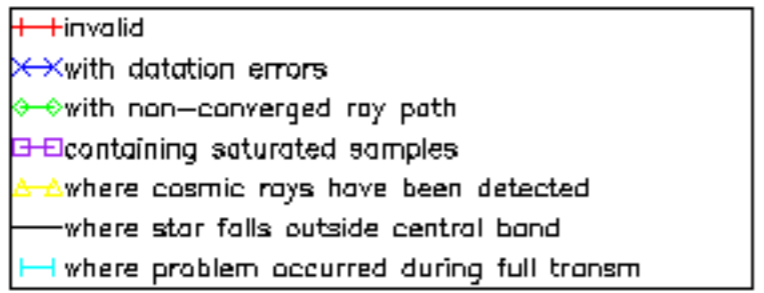


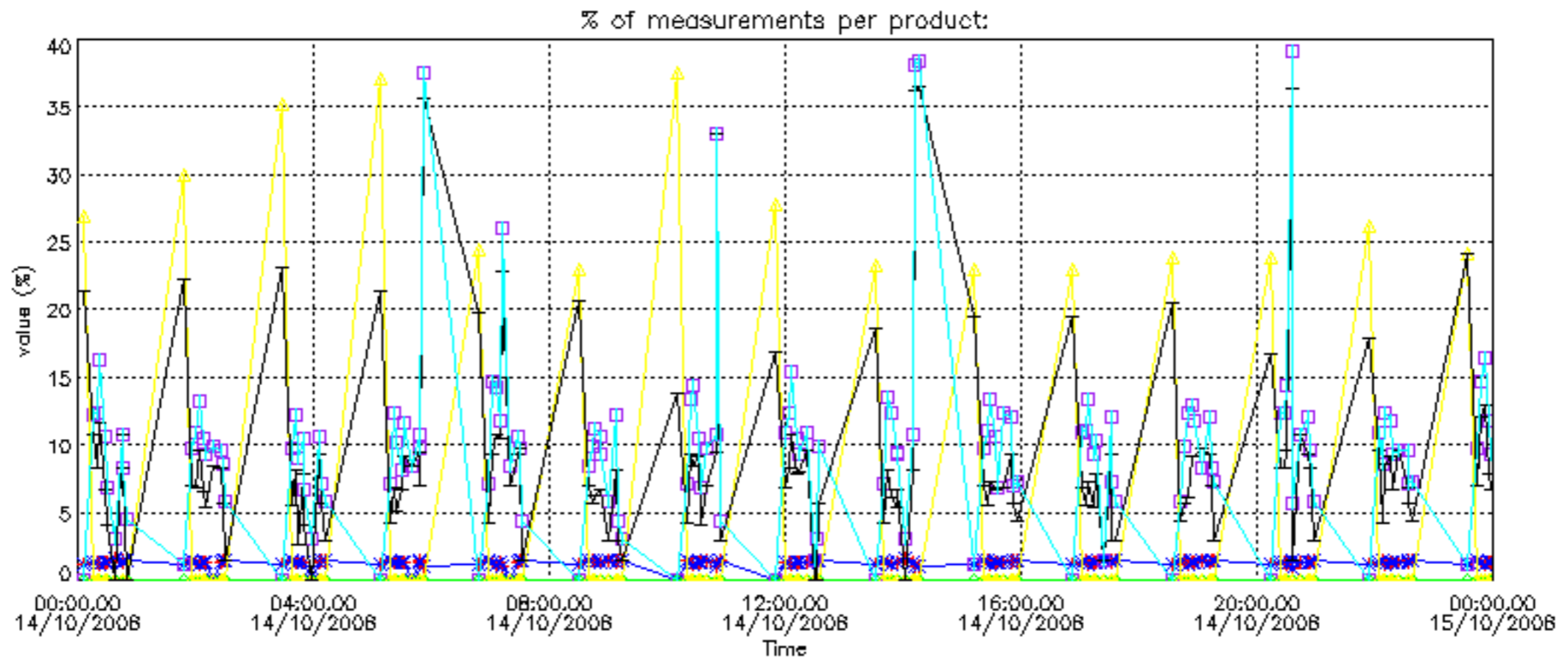
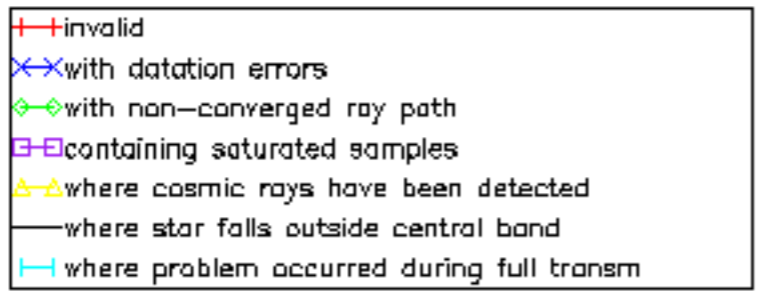
Percentage of flagged data per NO2 profile



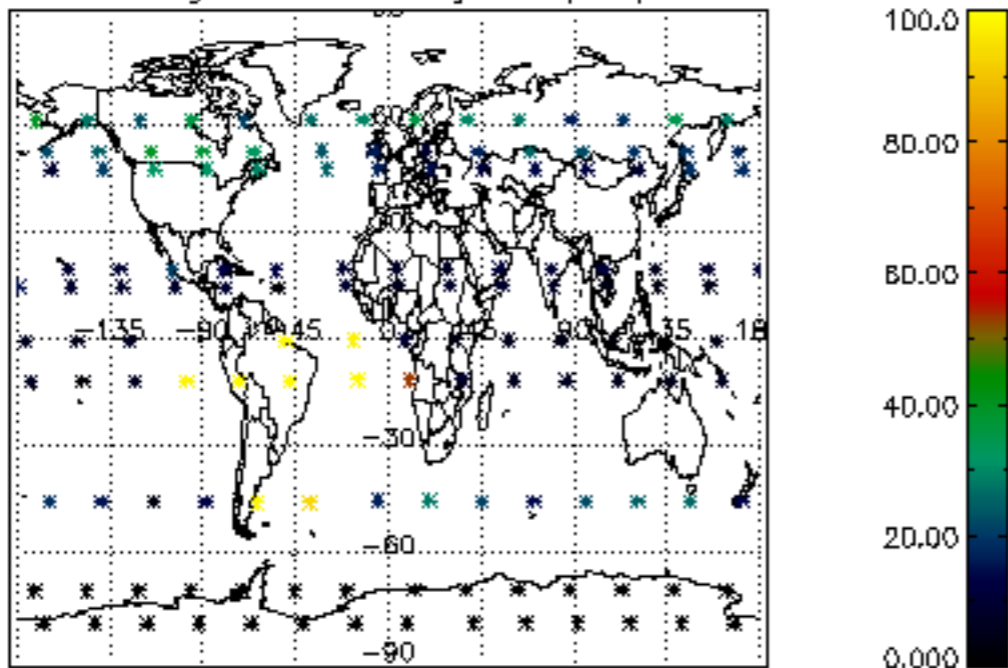
Percentage of flagged data per NO3 profile



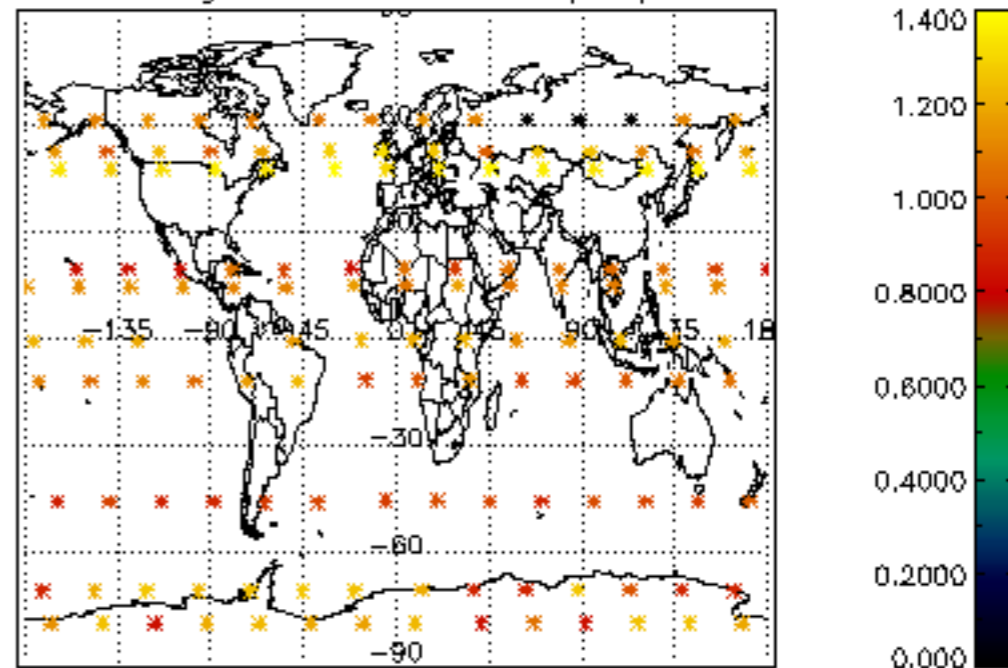




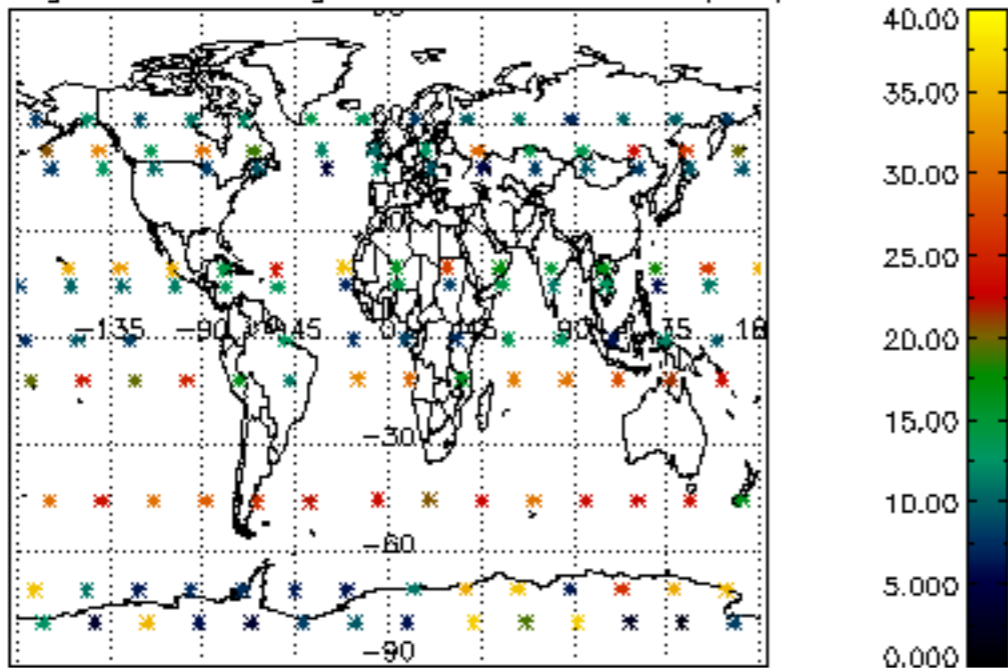
Percentage of cosmic ray hits per profile



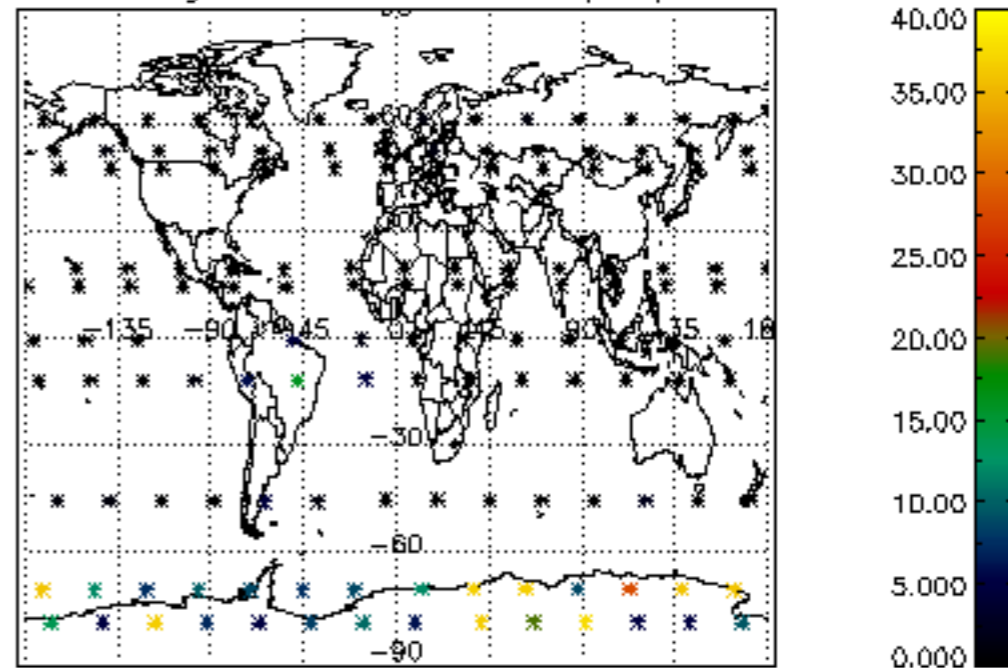
Percentage of datation errors per profile



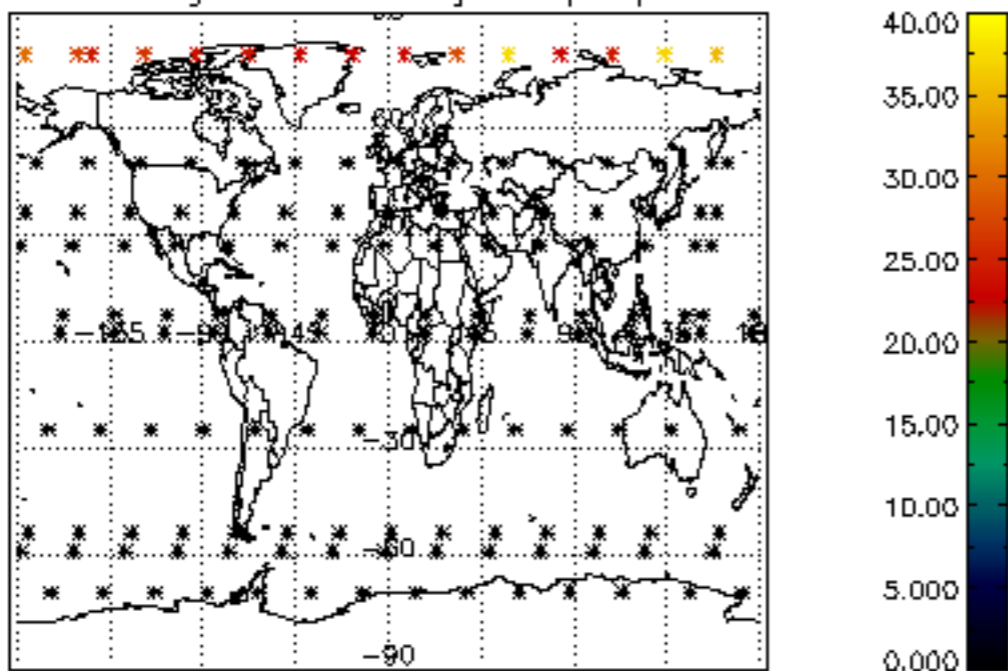
Percentage of star falling outside central band per profile



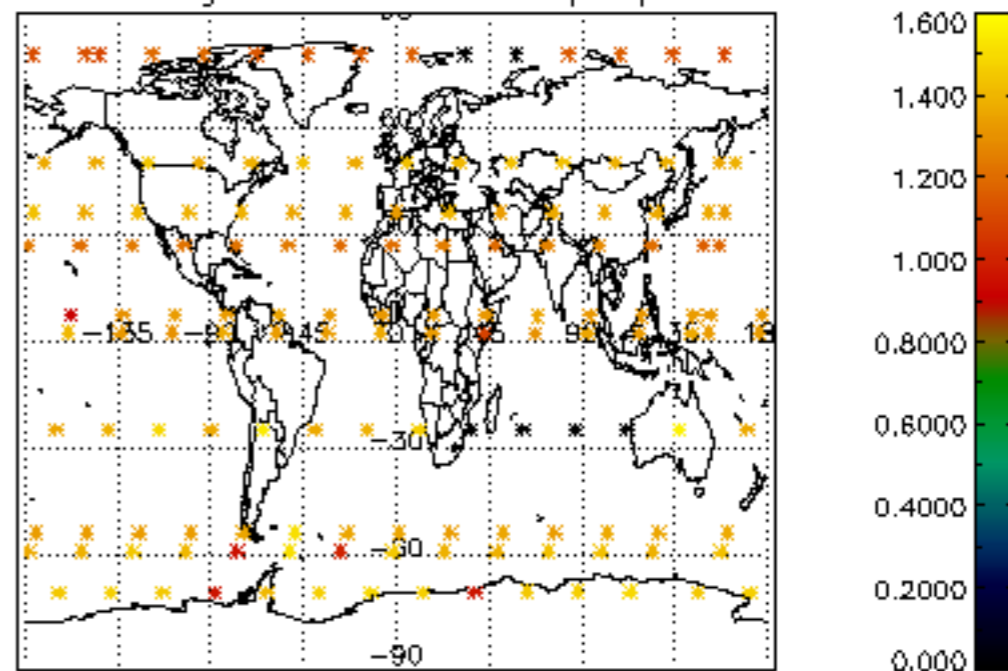
Percentage of saturation errors per profile



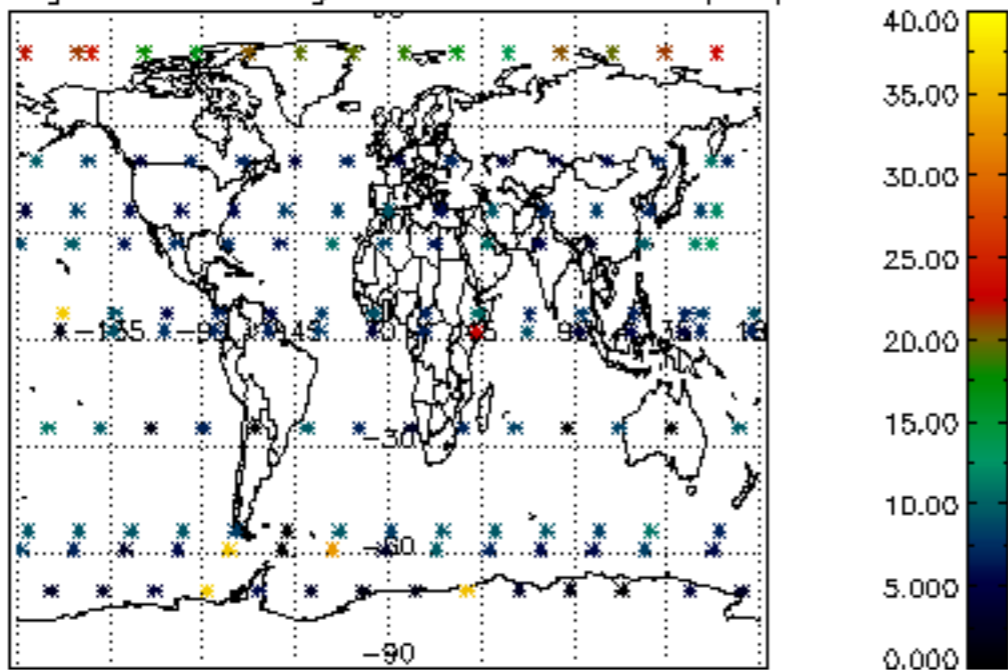
Percentage of cosmic ray hits per profile



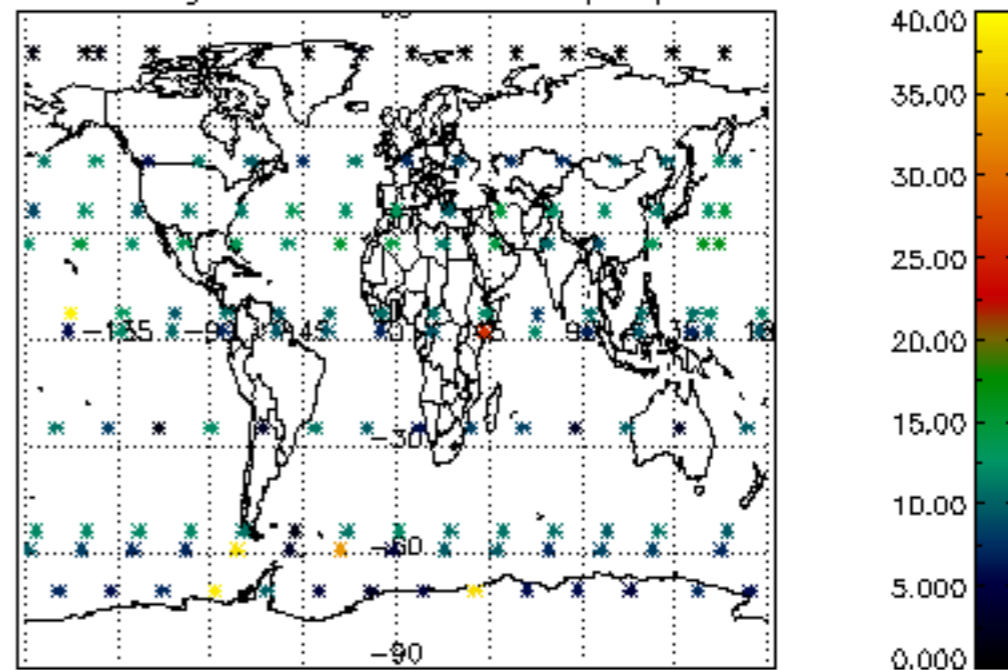
Percentage of datation errors per profile

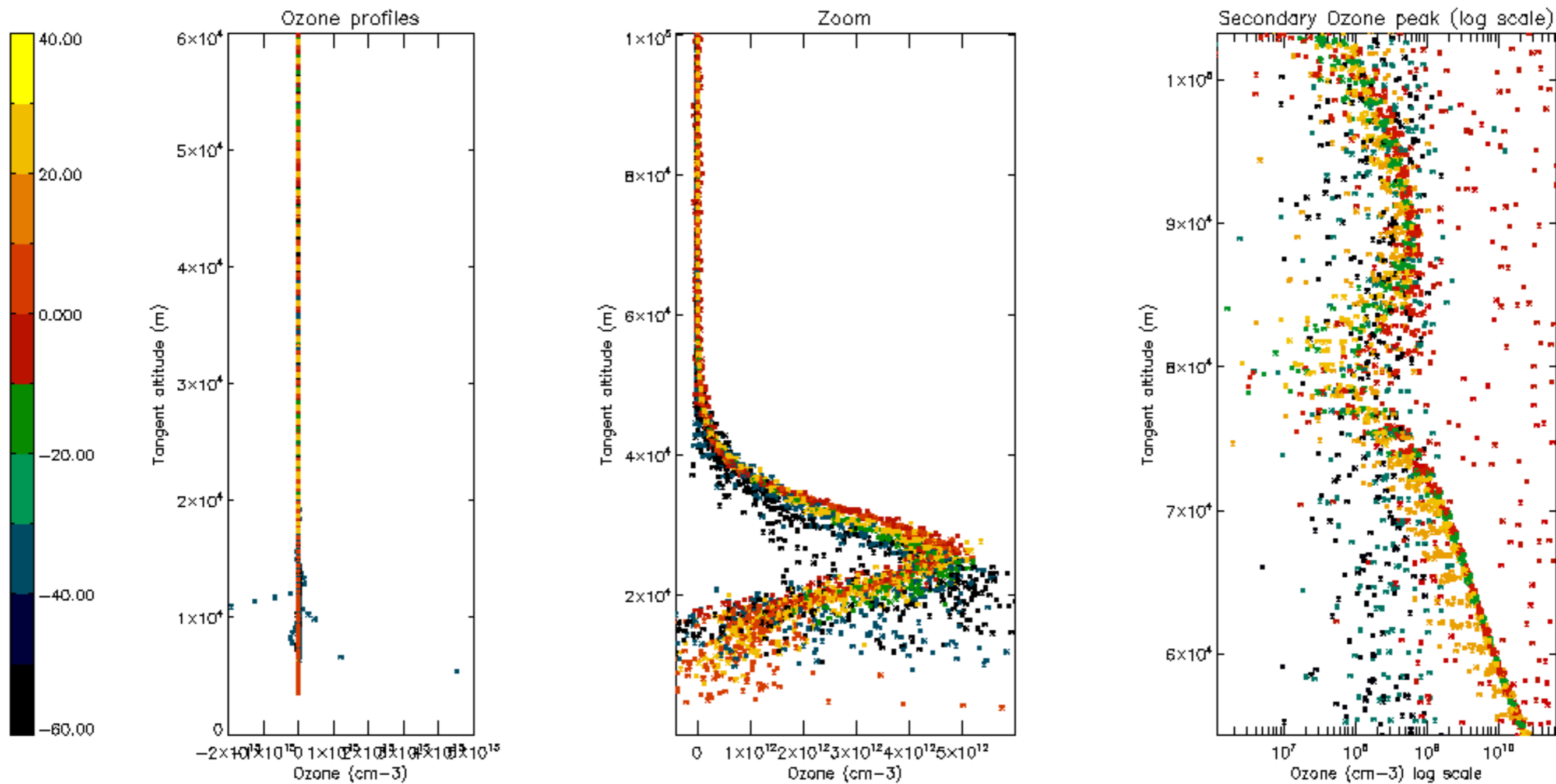


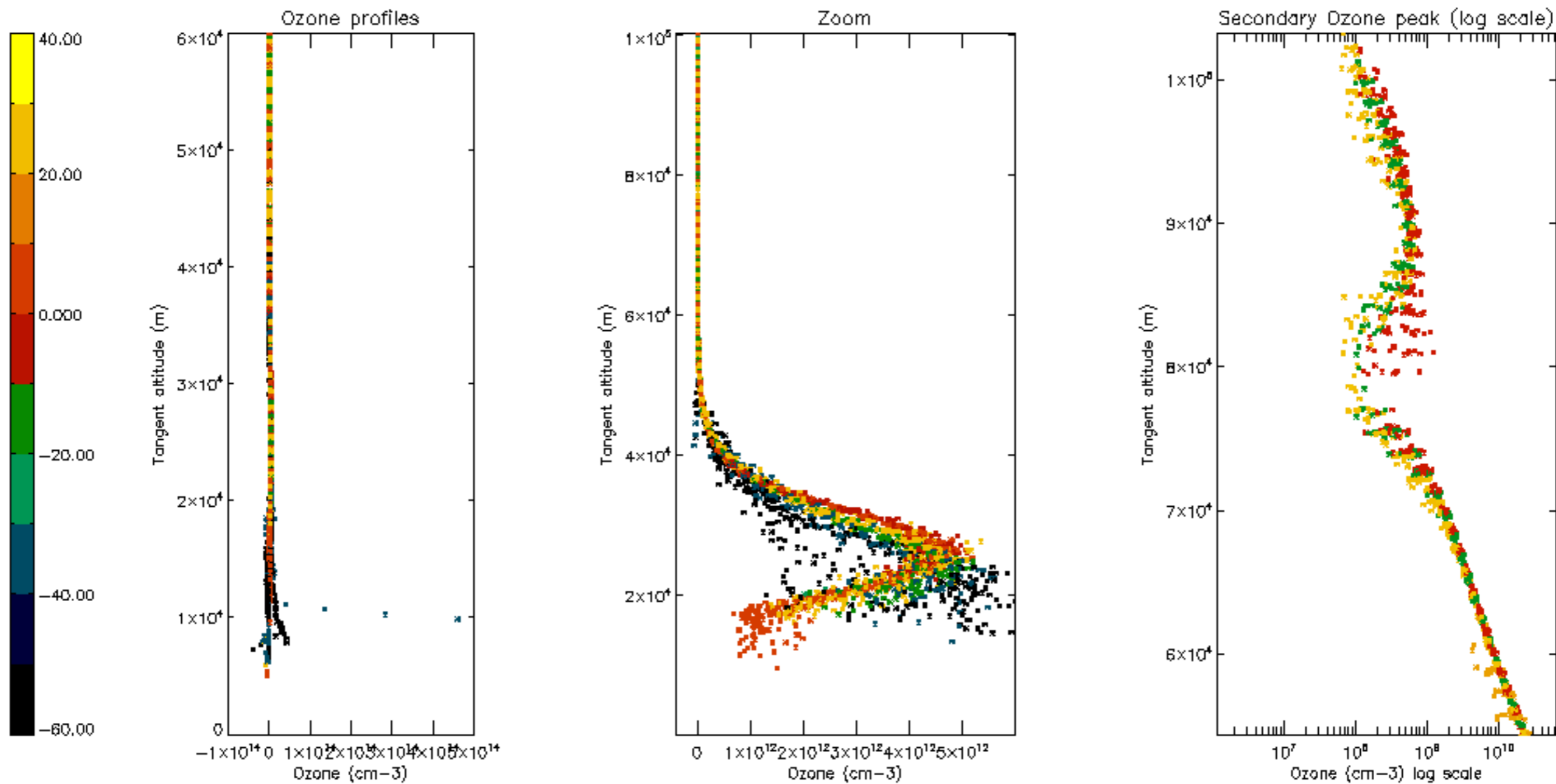
Percentage of star falling outside central band per profile

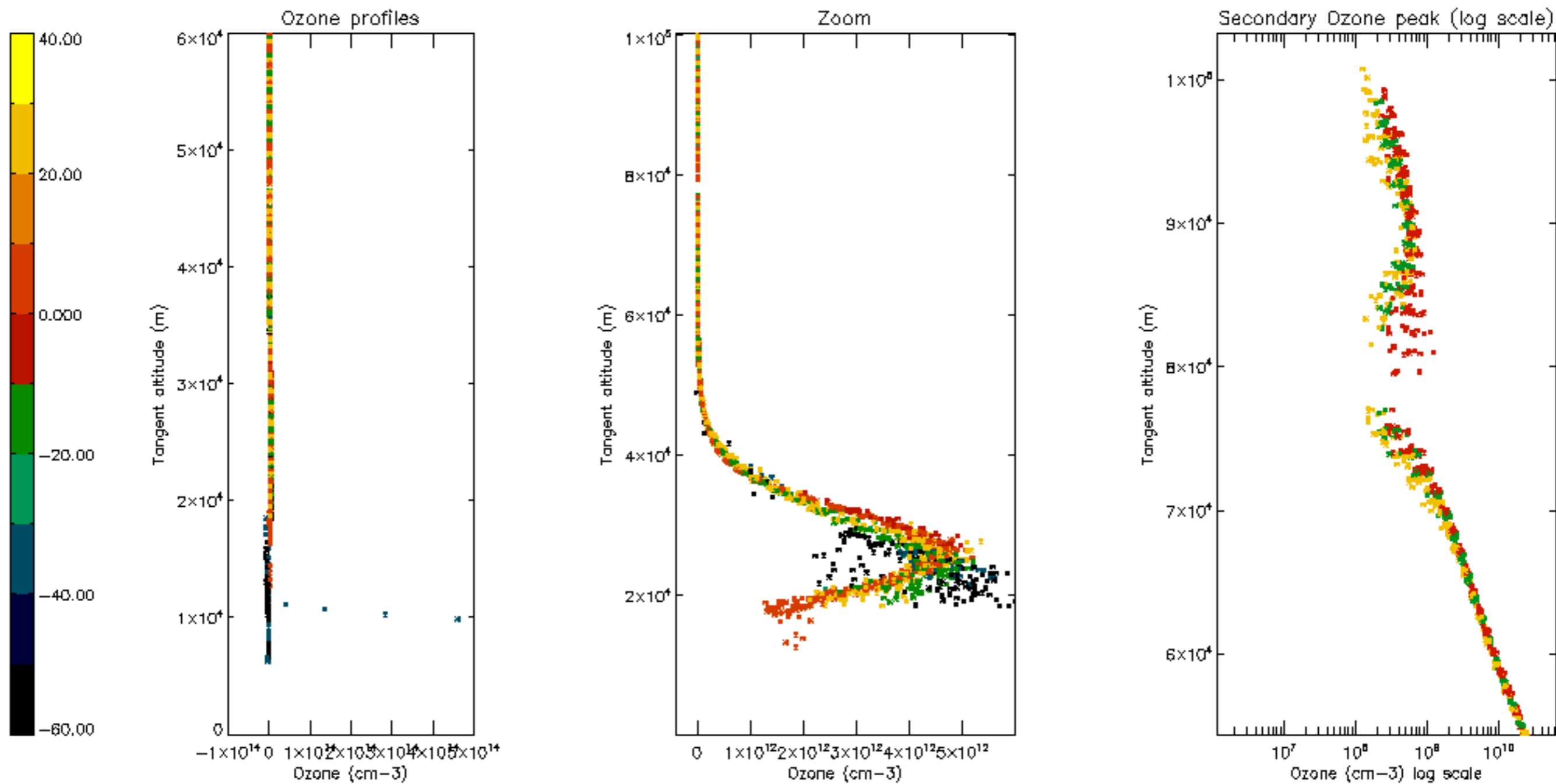


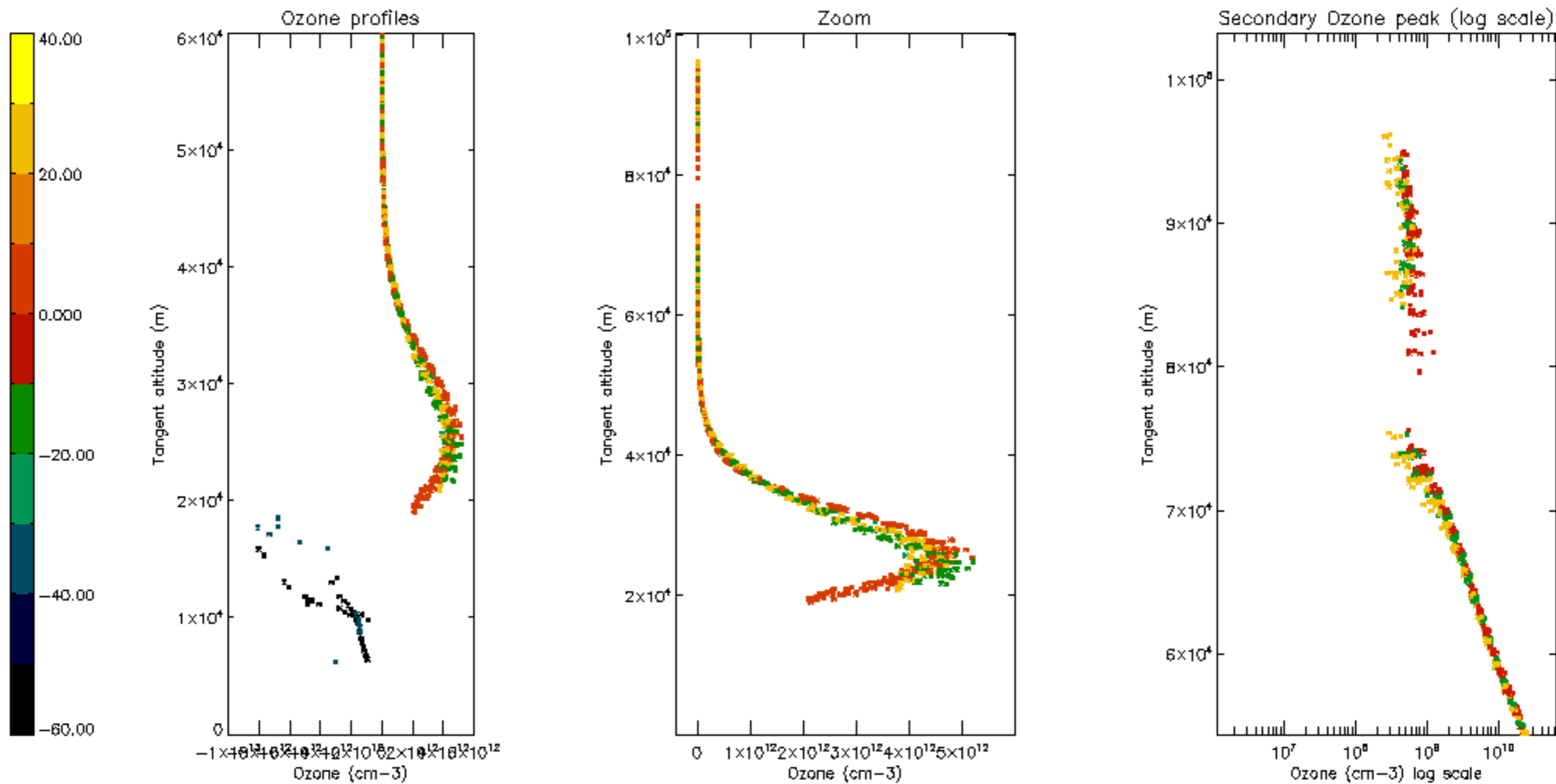
Percentage of saturation errors per profile

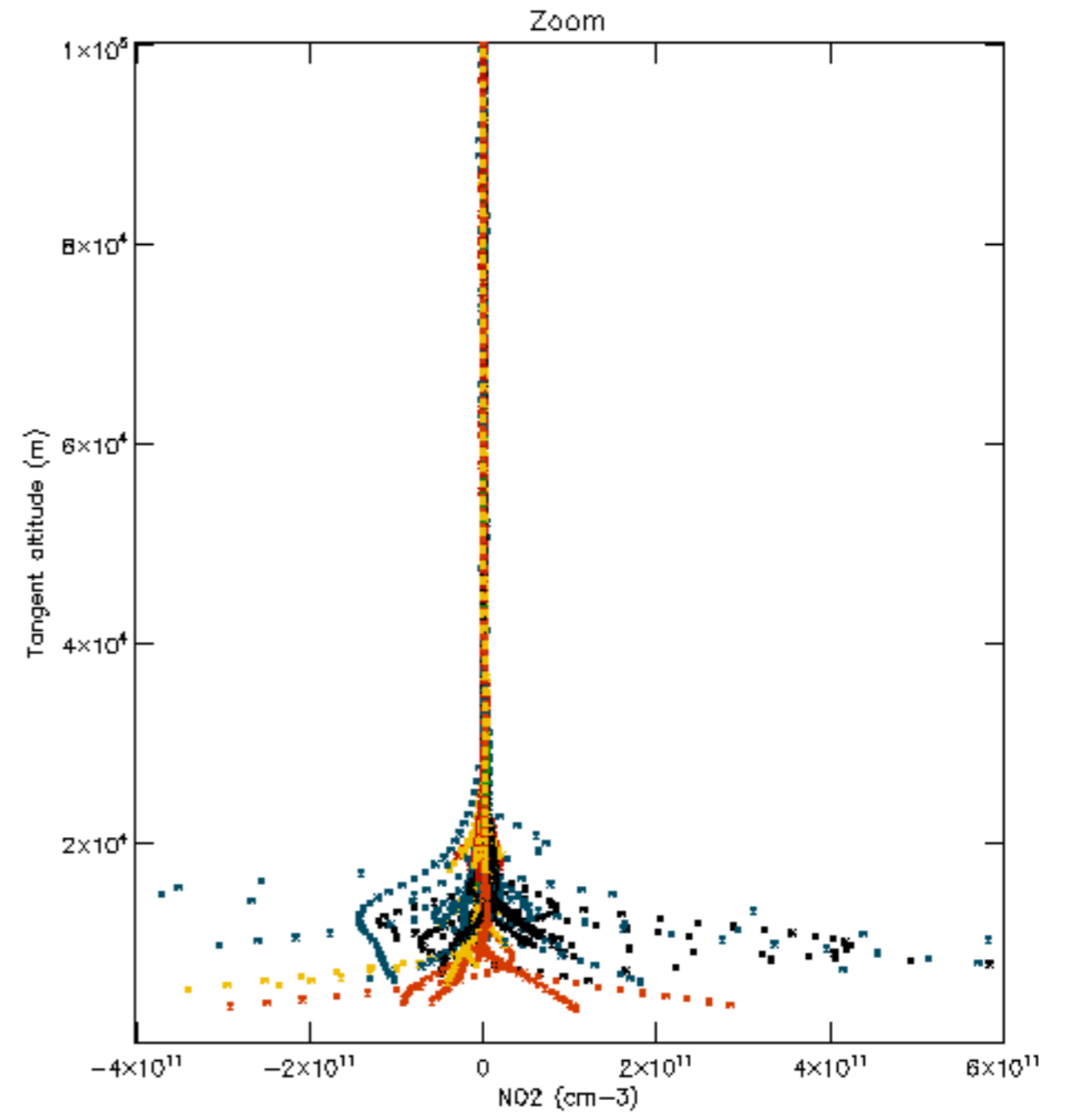
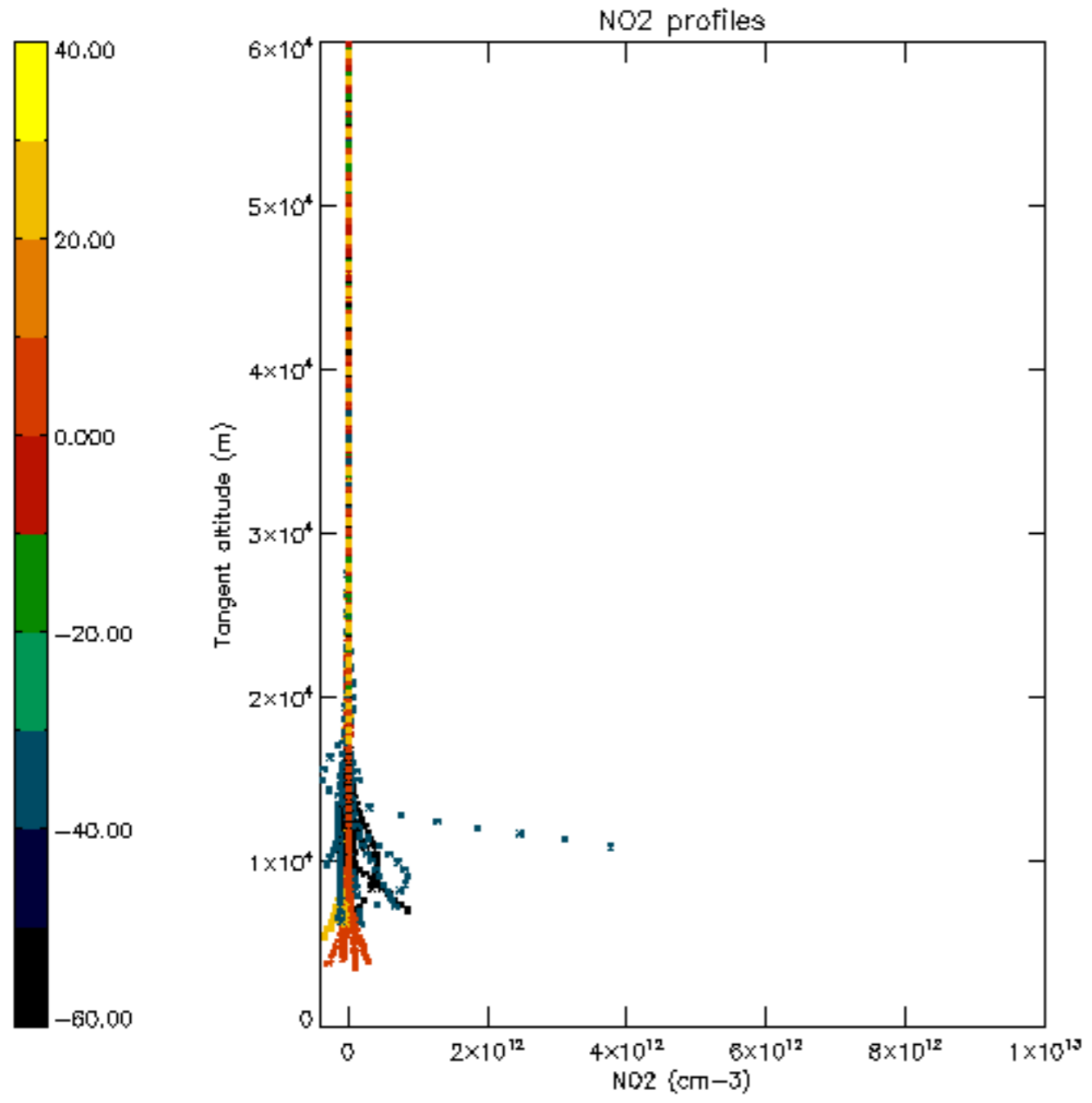


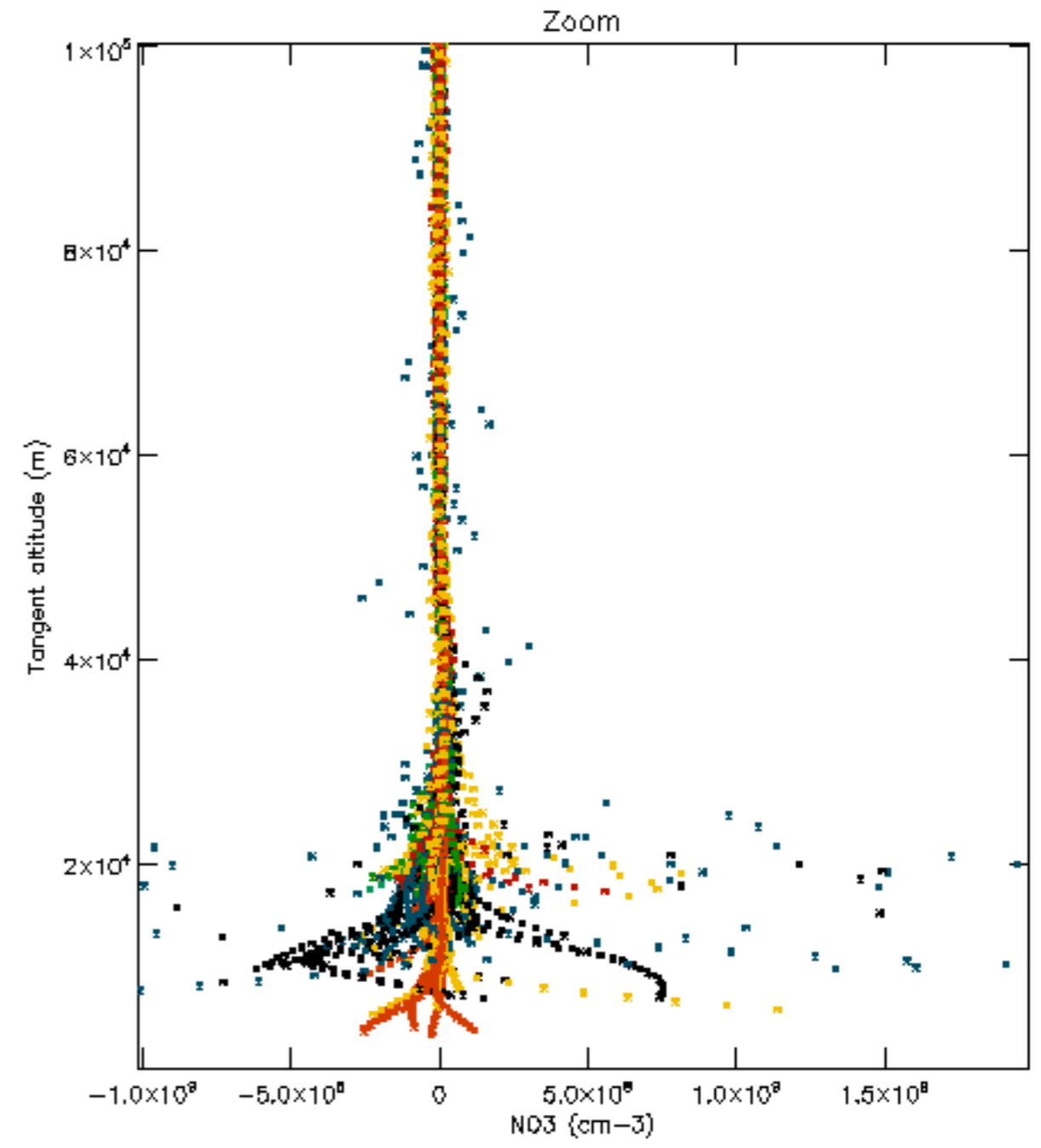
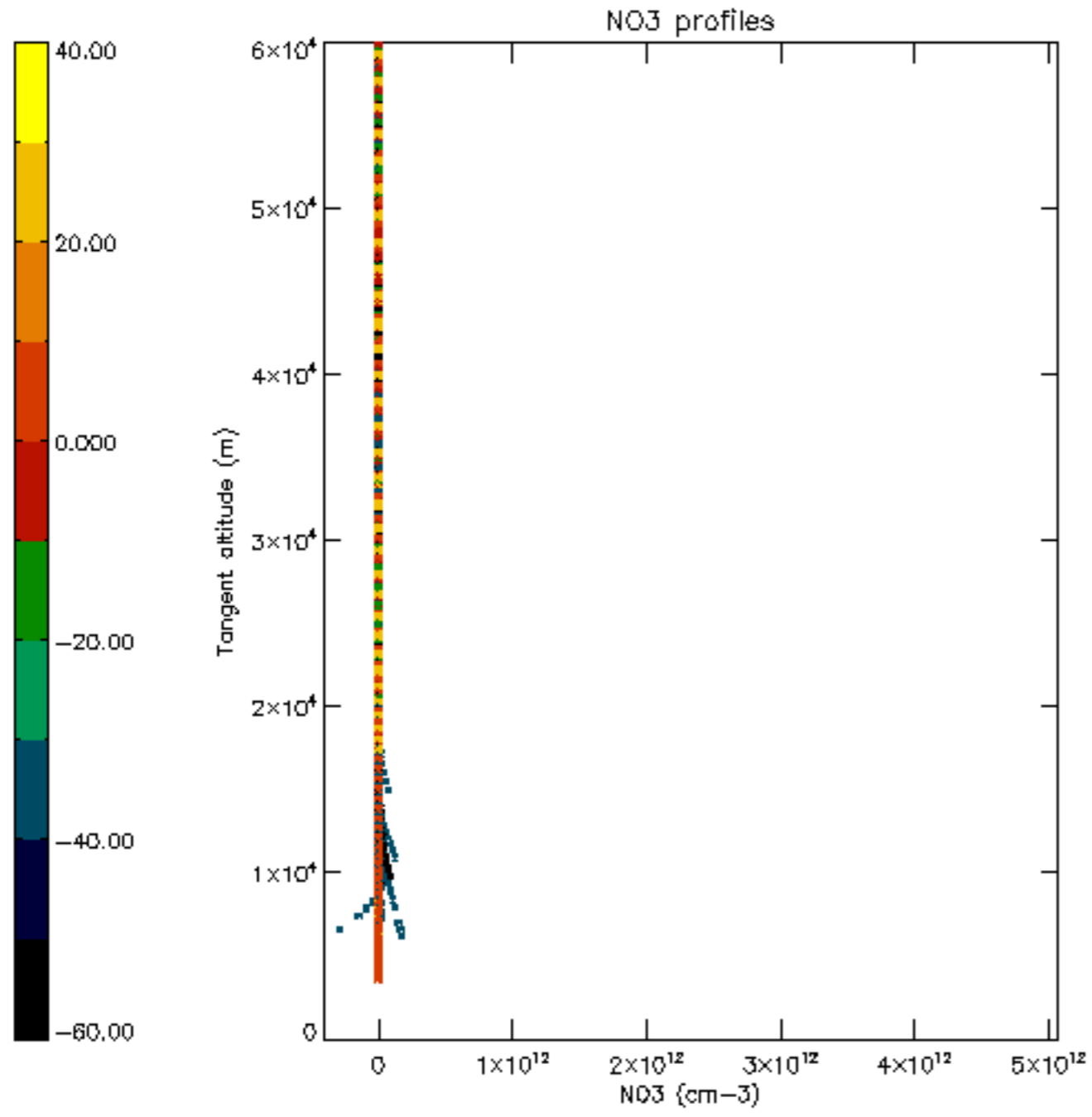


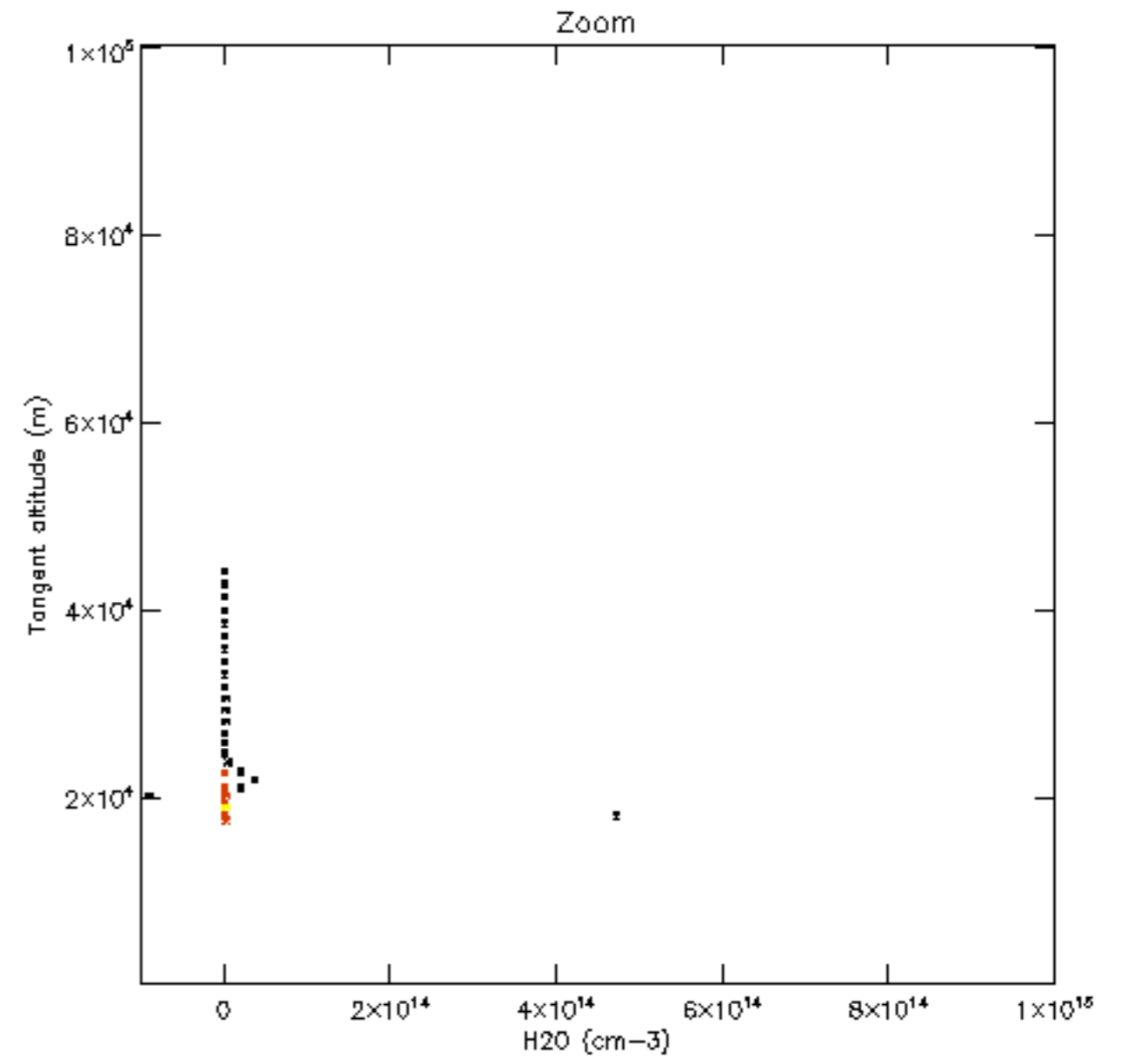
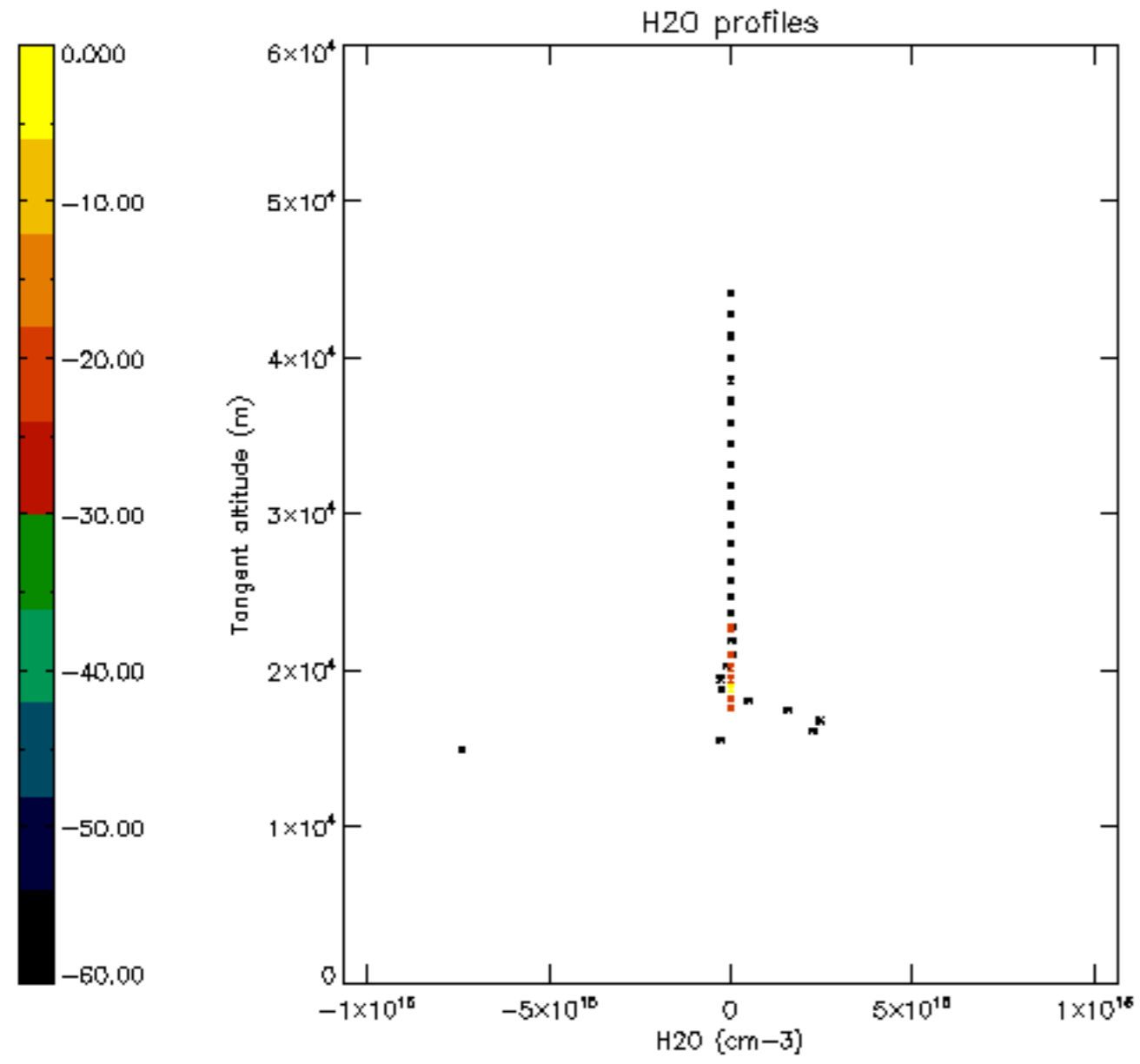


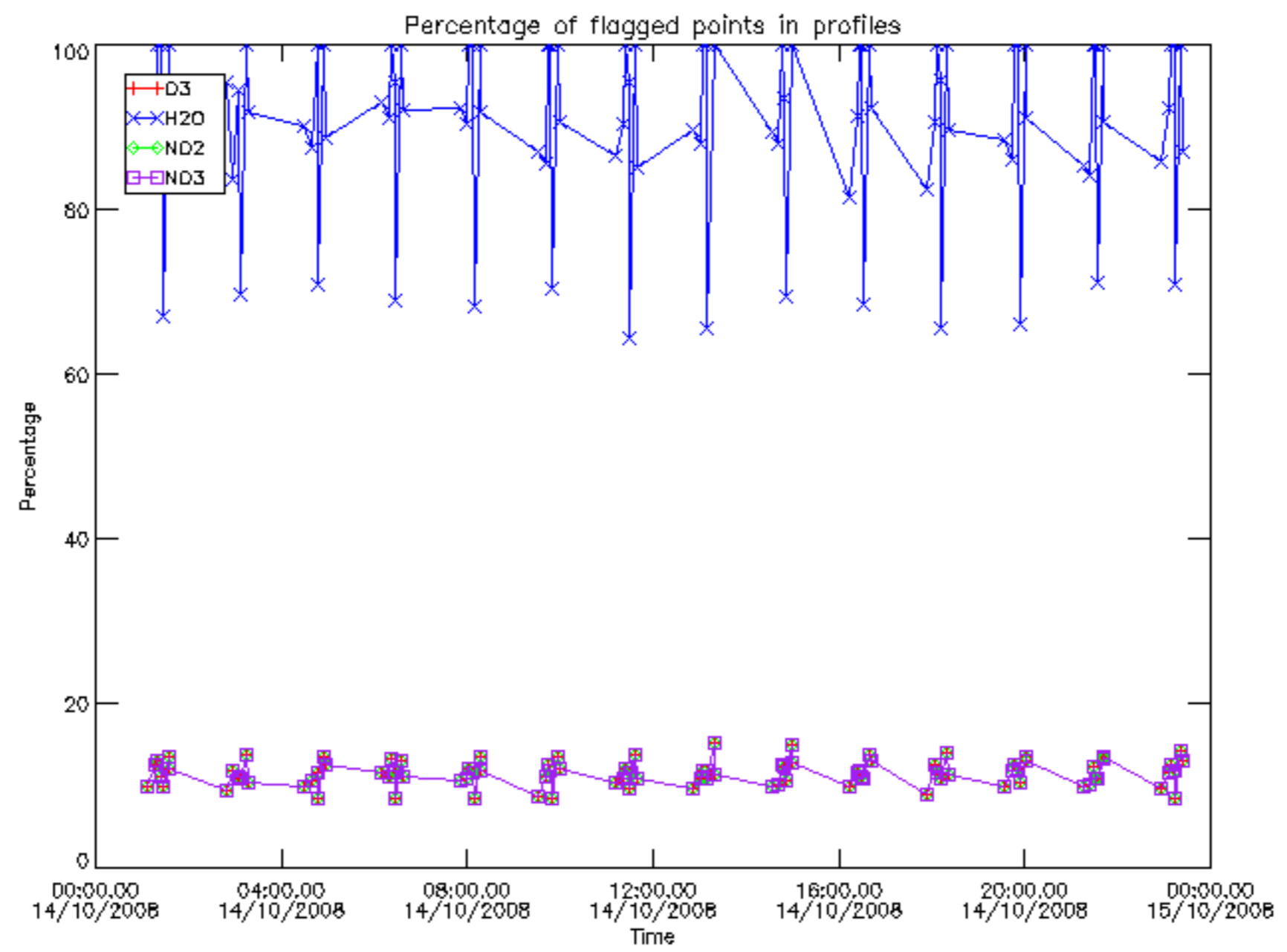




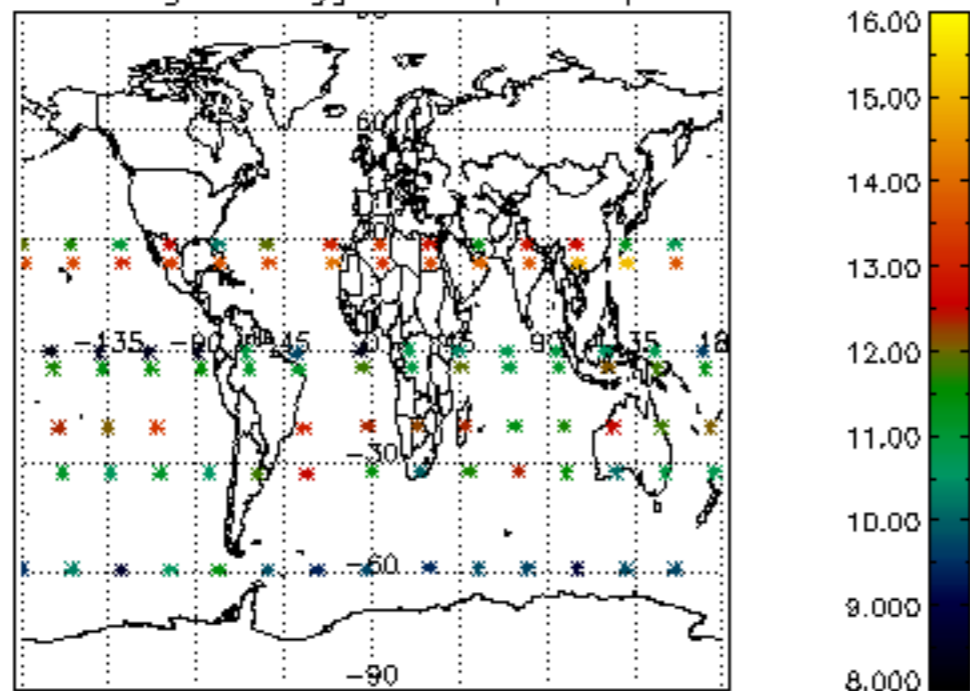




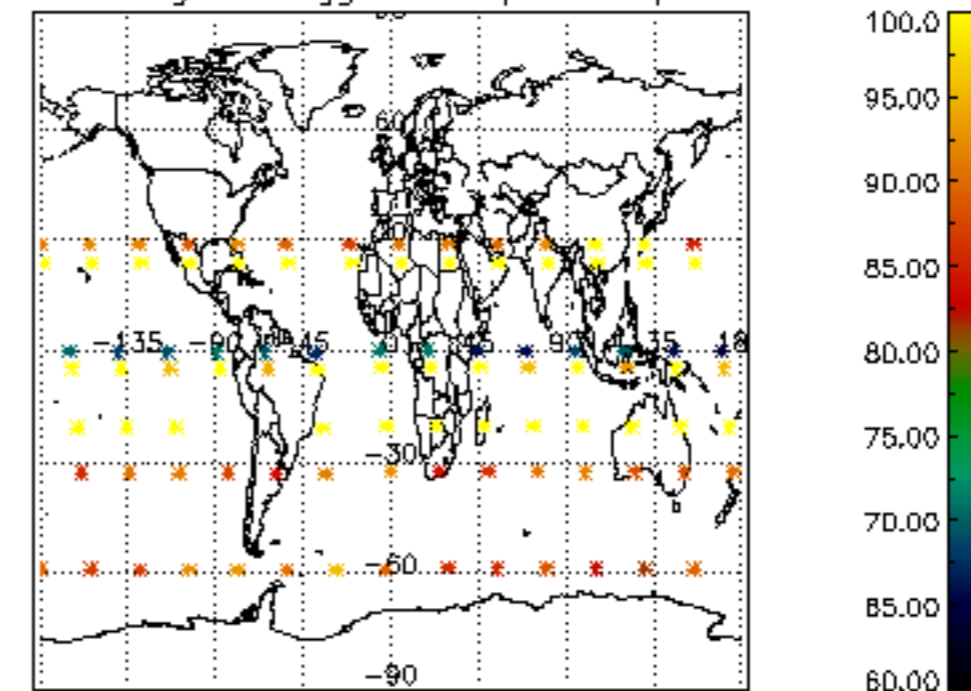




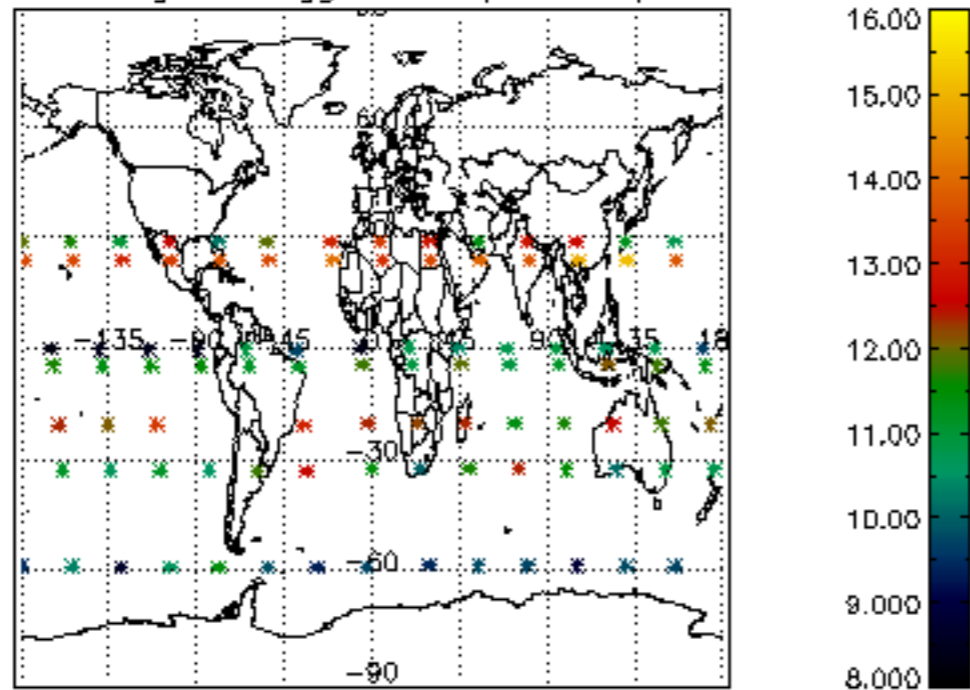
Percentage of flagged data per D3 profile



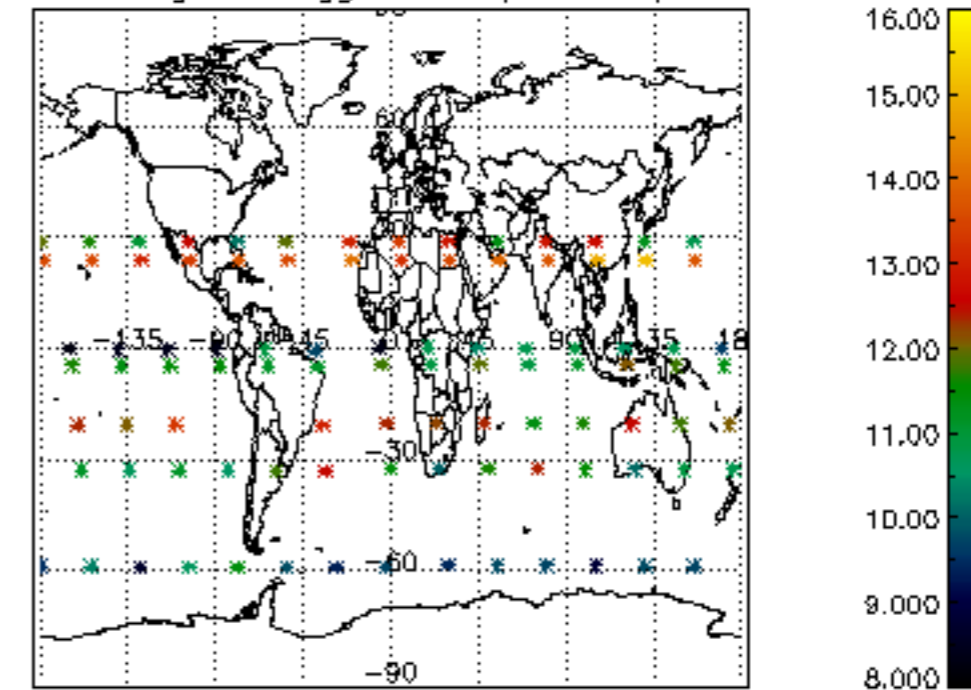
Percentage of flagged data per H2O profile

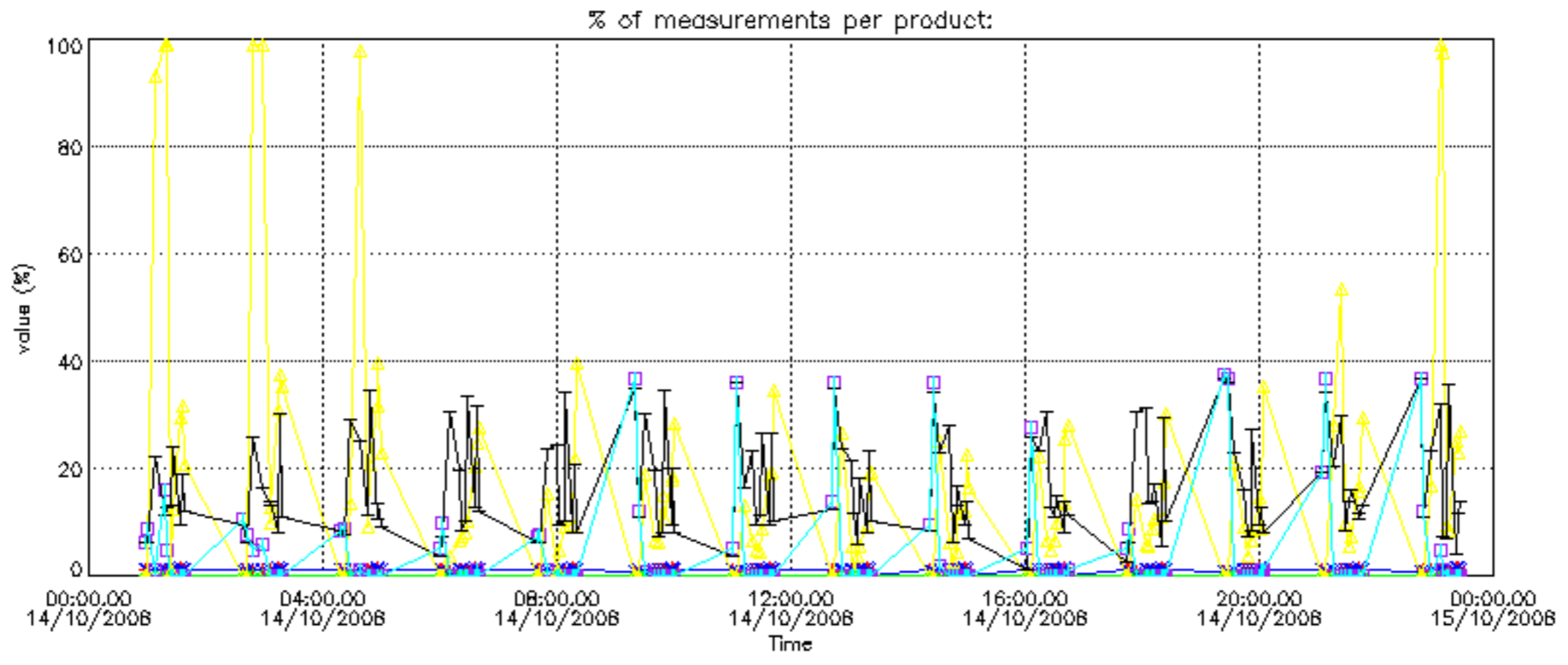
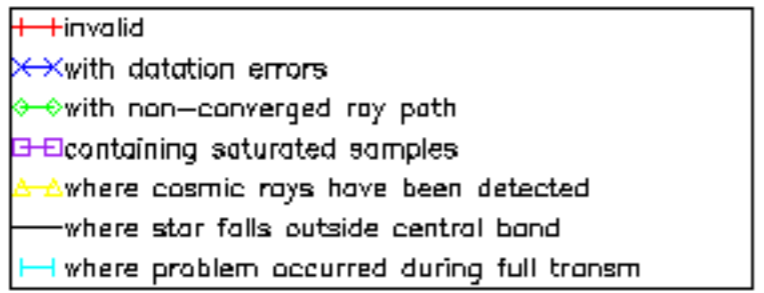


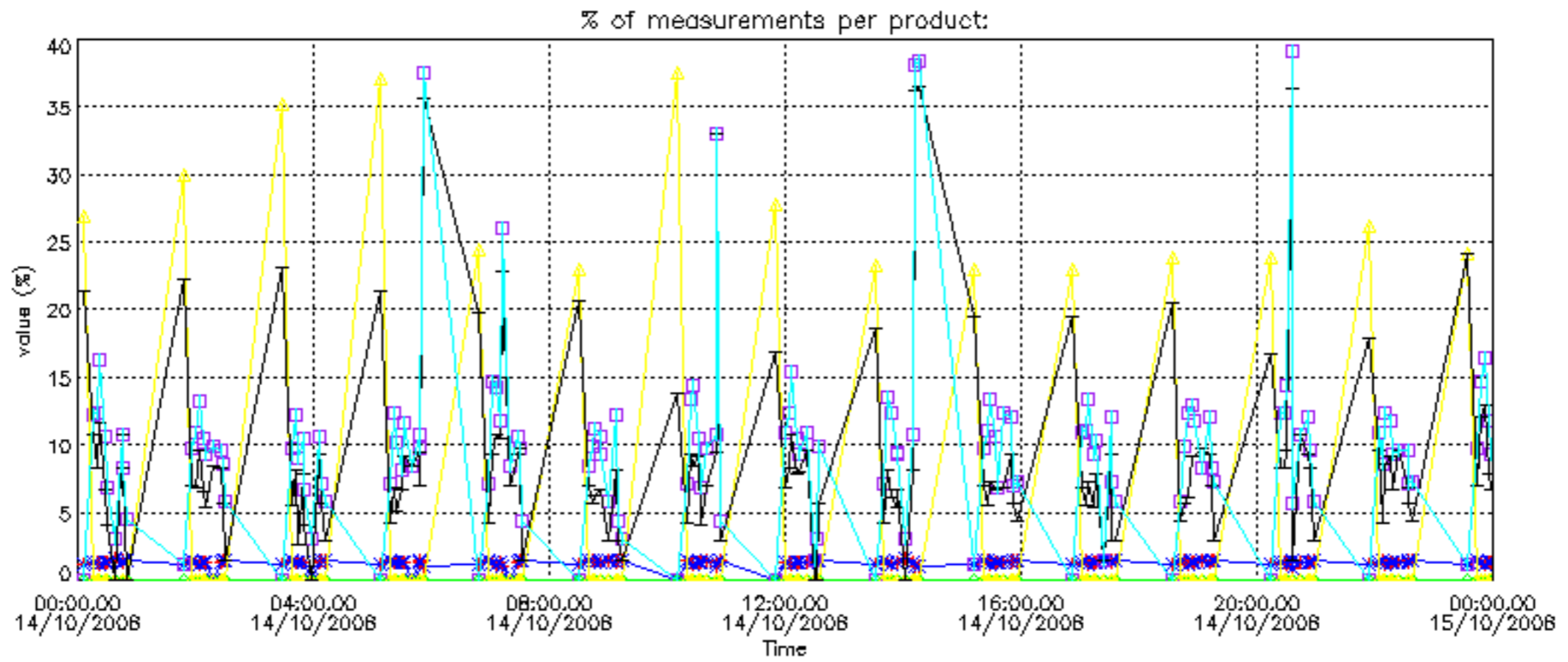
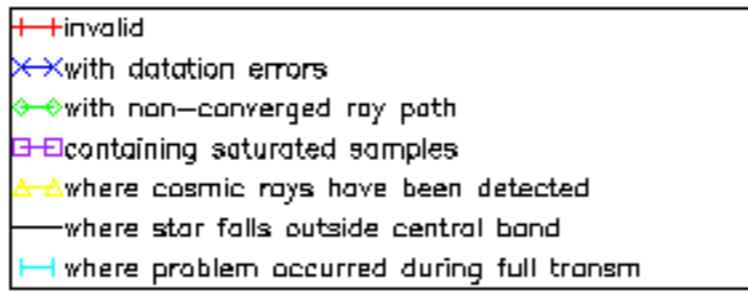
Percentage of flagged data per NO2 profile



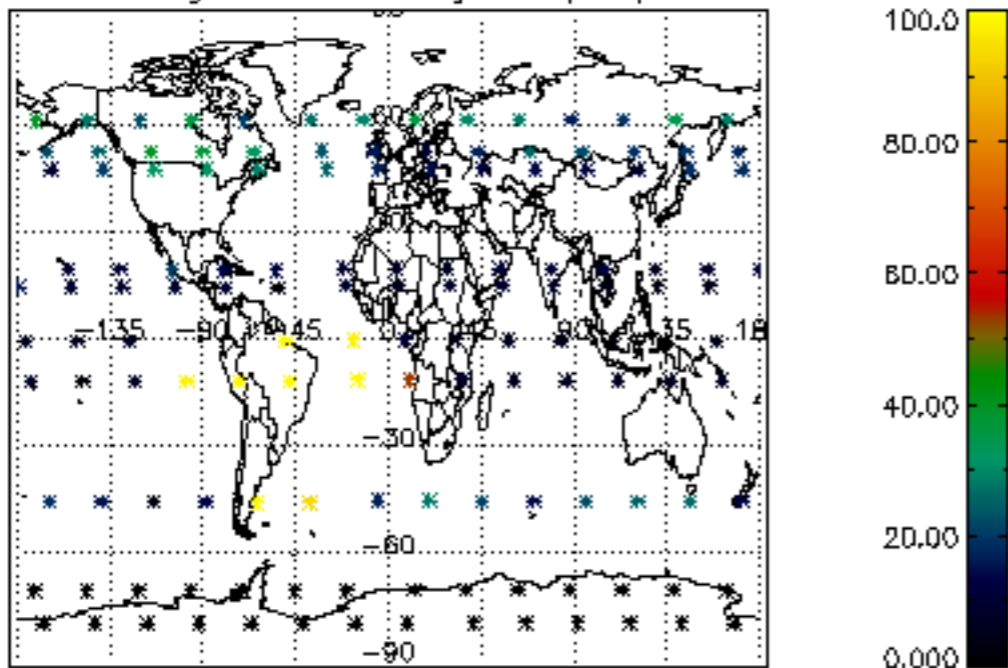
Percentage of flagged data per NO3 profile



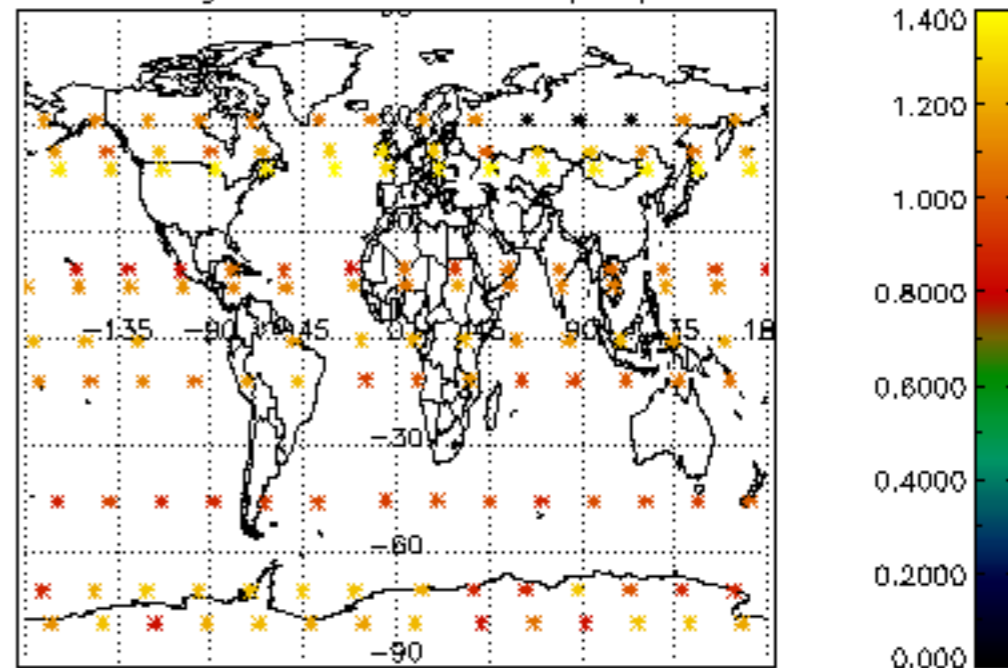




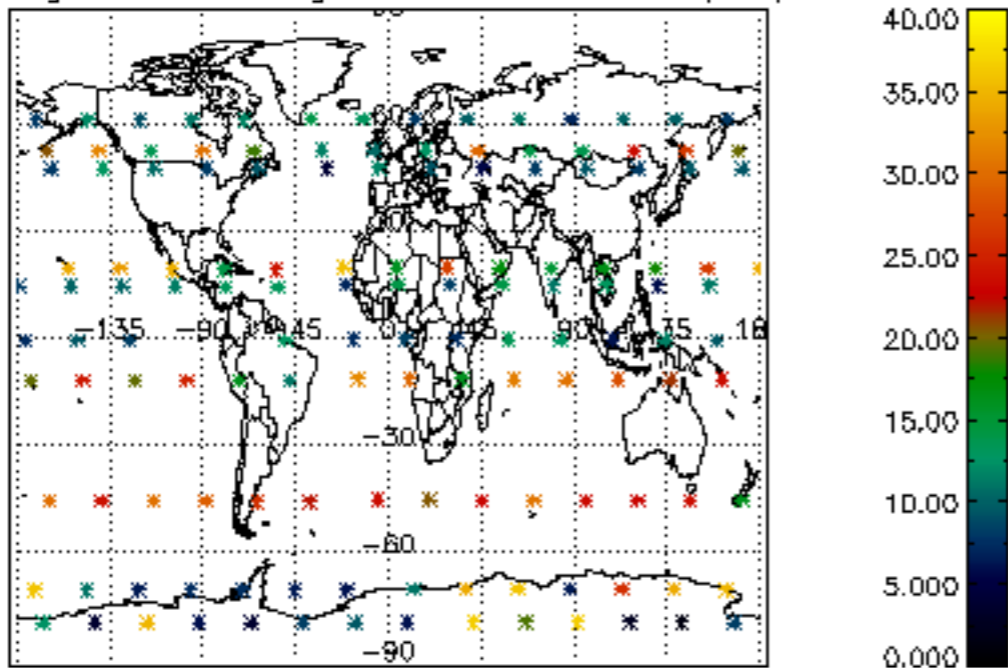
Percentage of cosmic ray hits per profile



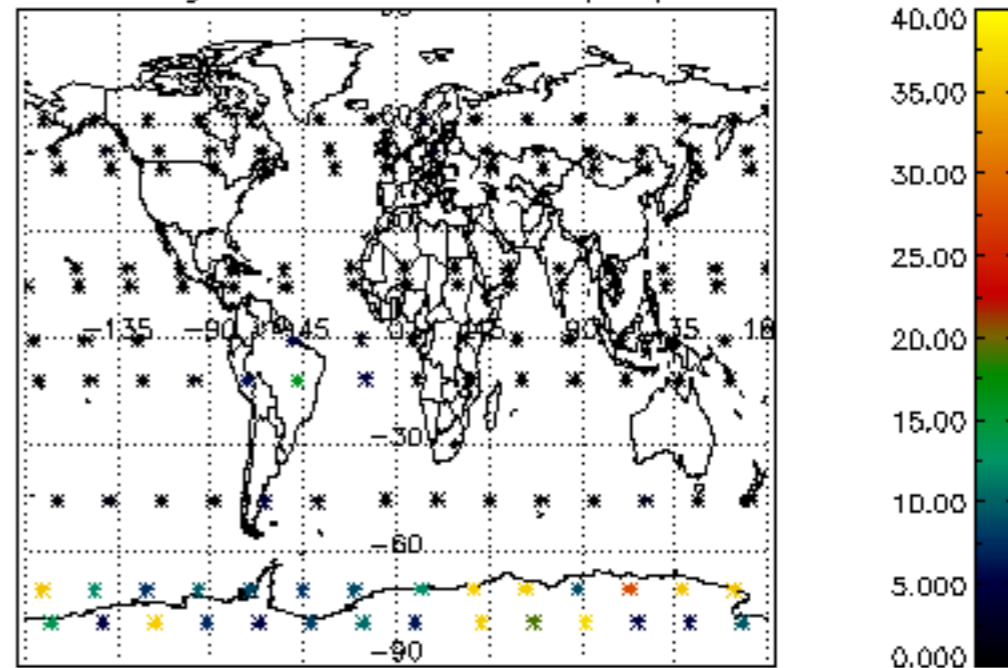
Percentage of datation errors per profile



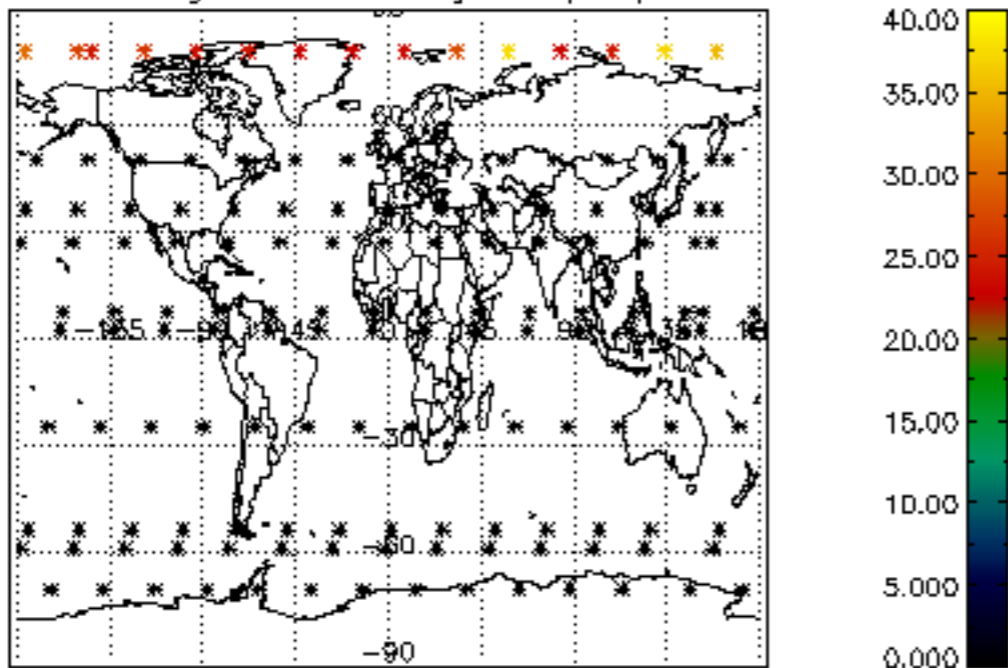
Percentage of star falling outside central band per profile



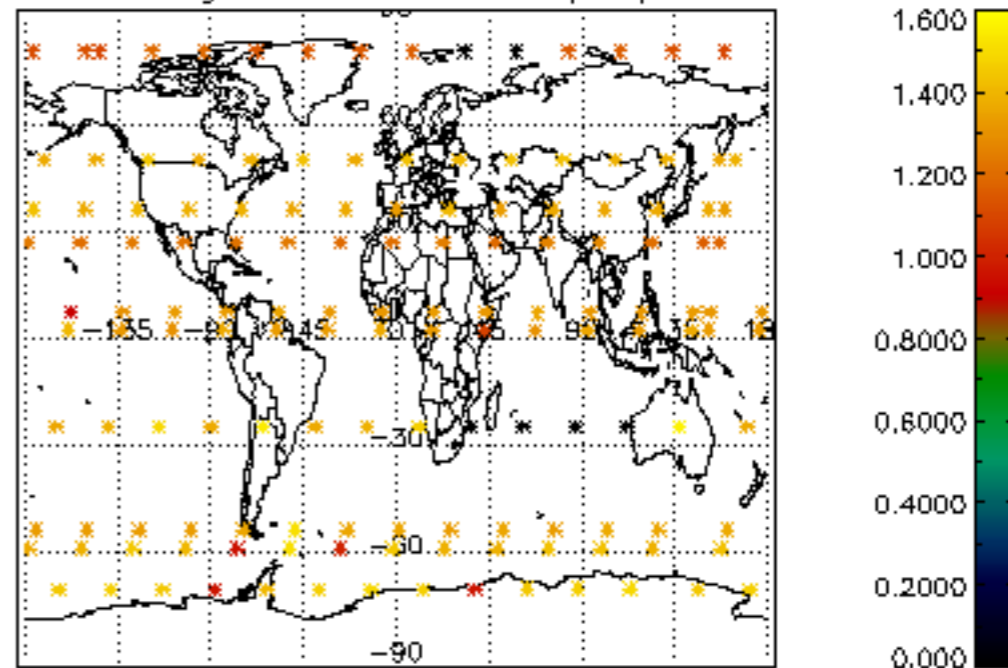
Percentage of saturation errors per profile



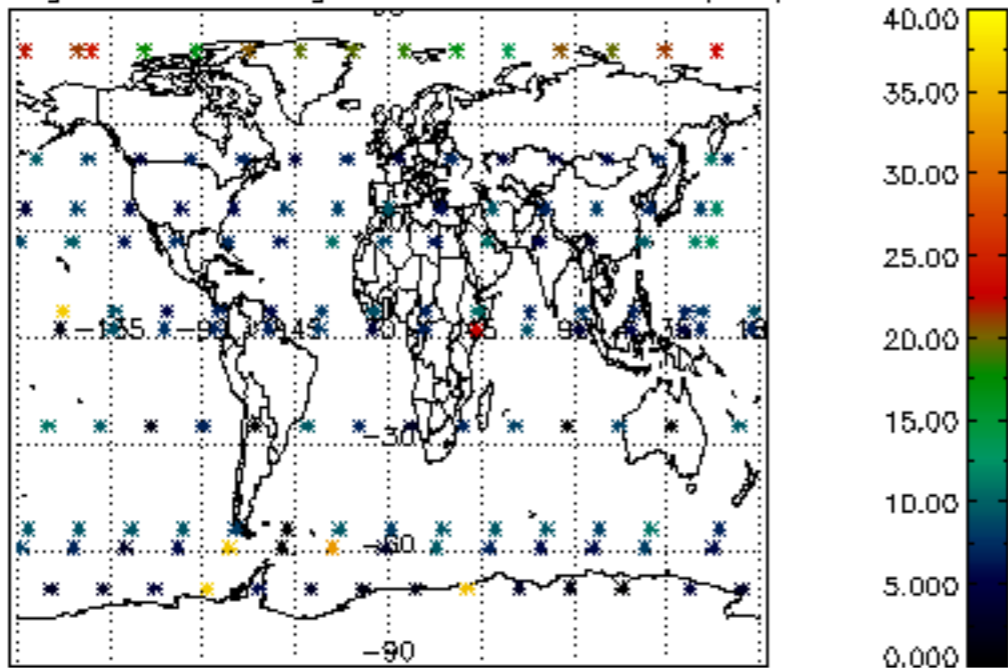
Percentage of cosmic ray hits per profile



Percentage of datation errors per profile



Percentage of star falling outside central band per profile



Percentage of saturation errors per profile

