

GOMOS Level 2 Daily Report

SUMMARY

[1. General Info](#)

[2. Summary of processed GOM_NL_2P products](#)

[3. Level 2 Quality information per product](#)

[3.1 Plot of level 2 quality information per product \(time dependant\)](#)

[3.2 Plot of level 2 quality information per product \(world map\)](#)

[4. Level 1 Quality information per product \(stored on level 2 products\)](#)

[4.1 Plot of level 1 quality information per product \(time dependant\)](#)

[4.1.1 Plot of level 1 quality information per product \(time dependant\): ASCENDING](#)

[4.1.2 Plot of level 1 quality information per product \(time dependant\): DESCENDING](#)

[4.2 Plot of level 1 quality information per product \(world map\)](#)

[4.2.1 Plot of level 1 quality information per product \(world map\): ASCENDING](#)

[4.2.2 Plot of level 1 quality information per product \(world map\): DESCENDING](#)

[5. Ozone profiles based on quality statistics and other trace gas profiles](#)

[5.1 Ozone statistics based on quality of products](#)

[5.2 Plot ozone profiles for all STD \(dark without errors\)](#)

[5.3 Plot ozone profiles where STD < 20% \(dark without errors\)](#)

[5.4. Plot ozone profiles where STD < 10% \(dark without errors\)](#)

[5.5. Plot ozone profiles where STD < 5% \(dark without errors\)](#)

[5.6 Plot NO2 profiles for all STD \(dark without errors\)](#)

[5.7 Plot NO3 profiles for all STD \(dark without errors\)](#)

[5.8 Plot H2O profiles \(only for occultations of stars 1,2,3,4,13,14,16,26,63 dark without errors\) for all STD](#)

[6. Auxiliary Data Files used for the production reported in section 2](#)

This report presents the daily analysis on parameters extracted from GOMOS level 2 data (GOM_NL__2P). It is intended to monitor some important parameters that will impact the quality of these products. A list of level 2 products (and content) that have arrived during the reporting day to the PCF is also given.

Item	Value
Time of report generation	25APR2013 20:56:29
Data source version	GOMOS/6.01
Start time of products	13-10-2008 (13OCT2008 00:00:00)
Stop time of products	14-10-2008 (14OCT2008 00:00:00)
Store outputs in DB	Yes
Nb of level 2 prods	286
Nb of prods with errors	0

2. Summary of processed GOM_NL__2P products.

Nr	Filename	UTC Start time	Limb	Duration	Star Id	Star Name	Star Mag	Star Temp	Nb Meas	Orbit	Prod. error
1	GOM_NL__2PRFIN20081013_000811_000000522072_00488_34610_3652.N1	13-OCT-2008 00:08:11	Dark	52.000	65	Lam Vel	2.2040	4400.0	104	34610	No
2	GOM_NL__2PRFIN20081013_001116_000000432072_00488_34610_3653.N1	13-OCT-2008 00:11:16	Dark	42.500	34	Gam2Vel	1.7930	23000.	85	34610	No
3	GOM_NL__2PRFIN20081013_001529_000000432072_00489_34611_3651.N1	13-OCT-2008 00:15:29	Dark	42.500	161	Tau Pup	2.9310	4500.0	85	34611	No
4	GOM_NL__2PRFIN20081013_001651_000000562072_00489_34611_3652.N1	13-OCT-2008 00:16:51	Dark	55.500	2	Alp Car	-0.73600	7000.0	111	34611	No
5	GOM_NL__2PRFIN20081013_002456_000000392072_00489_34611_3653.N1	13-OCT-2008 00:24:56	Dark	38.500	143	Alp Hyi	2.8570	7200.0	77	34611	No
6	GOM_NL__2PRFIN20081013_002623_000000502072_00489_34611_3654.N1	13-OCT-2008 00:26:23	Dark	49.500	9	Alp Eri	0.45300	24000.	99	34611	No
7	GOM_NL__2PRFIN20081013_002849_000000452072_00489_34611_3655.N1	13-OCT-2008 00:28:49	Straylight	44.500	157	The1Eri	2.9060	9300.0	89	34611	No
8	GOM_NL__2PRFIN20081013_003805_000000452072_00489_34611_3656.N1	13-OCT-2008 00:38:05	Straylight	44.500	52	16Bet Cet	2.0370	4500.0	89	34611	No
9	GOM_NL__2PRFIN20081013_004749_000000372072_00489_34611_3657.N1	13-OCT-2008 00:47:49	Bright	37.000	140	88Gam Peg	2.8340	26000.	74	34611	No
10	GOM_NL__2PRFIN20081013_005148_000000372072_00489_34611_3658.N1	13-OCT-2008 00:51:48	Bright	36.500	58	21Alp And	2.0730	11000.	73	34611	No
11	GOM_NL__2PRFIN20081013_005430_000000442072_00489_34611_3659.N1	13-OCT-2008 00:54:30	Bright	43.500	53	43Bet And	2.0480	3300.0	87	34611	No
12	GOM_NL__2PRFIN20081013_005956_000000392072_00489_34611_3660.N1	13-OCT-2008 00:59:56	Bright	38.500	68	18Alp Cas	2.2250	4500.0	77	34611	No
13	GOM_NL__2PRFIN20081013_010119_000000382072_00489_34611_3661.N1	13-OCT-2008 01:01:19	Bright	38.000	76	27Gam Cas	2.3000	30000.	76	34611	No
14	GOM_NL__2PRFIN20081013_010849_000000352072_00489_34611_3662.N1	13-OCT-2008 01:08:49	Bright	35.000	49	1Alp UMi	1.9900	6300.0	70	34611	No
15	GOM_NL__2PRFIN20081013_011701_000000372072_00489_34611_3663.N1	13-OCT-2008 01:17:01	Bright	37.000	36	50Alp UMa	1.8000	6300.0	74	34611	No
16	GOM_NL__2PRFIN20081013_011834_000000362072_00489_34611_3664.N1	13-OCT-2008 01:18:34	Bright	36.000	82	48Bet UMa	2.3650	10600.	72	34611	No
17	GOM_NL__2PRFIN20081013_012155_000000342072_00489_34611_3665.N1	13-OCT-2008 01:21:55	Bright	33.500	174	52Psi UMa	3.0040	4400.0	67	34611	No
18	GOM_NL__2PRFIN20081013_012848_000000472072_00489_34611_3666.N1	13-OCT-2008 01:28:48	Bright	46.500	166	17Eps Leo	2.9800	6000.0	93	34611	No
19	GOM_NL__2PRFIN20081013_013201_000000402072_00489_34611_3667.N1	13-OCT-2008 01:32:01	Bright	39.500	22	32Alp Leo	1.3600	15200.	79	34611	No
20	GOM_NL__2PRFIN20081013_013913_000000532072_00489_34611_3668.N1	13-OCT-2008 01:39:13	Dark	53.000	48	30Alp Hya	1.9770	4100.0	106	34611	No
21	GOM_NL__2PRFIN20081013_014848_000000412072_00489_34611_3669.N1	13-OCT-2008 01:48:48	Dark	41.000	65	Lam Vel	2.2040	4400.0	82	34611	No
22	GOM_NL__2PRFIN20081013_015153_000000412072_00489_34611_3670.N1	13-OCT-2008 01:51:53	Dark	41.000	34	Gam2Vel	1.7930	23000.	82	34611	No
23	GOM_NL__2PRFIN20081013_015606_000000432072_00490_34612_3662.N1	13-OCT-2008 01:56:06	Dark	43.000	161	Tau Pup	2.9310	4500.0	86	34612	No
24	GOM_NL__2PRFIN20081013_015728_000000482072_00490_34612_3663.N1	13-OCT-2008 01:57:28	Dark	47.500	2	Alp Car	-0.73600	7000.0	95	34612	No
25	GOM_NL__2PRFIN20081013_020532_000000372072_00490_34612_3664.N1	13-OCT-2008 02:05:32	Dark	37.000	143	Alp Hyi	2.8570	7200.0	74	34612	No
26	GOM_NL__2PRFIN20081013_020659_000000422072_00490_34612_3665.N1	13-OCT-2008 02:06:59	Dark	42.000	9	Alp Eri	0.45300	24000.	84	34612	No
27	GOM_NL__2PRFIN20081013_020925_000000462072_00490_34612_3666.N1	13-OCT-2008 02:09:25	Straylight	45.500	157	The1Eri	2.9060	9300.0	91	34612	No
28	GOM_NL__2PRFIN20081013_021841_000000402072_00490_34612_3667.N1	13-OCT-2008 02:18:41	Straylight	40.000	52	16Bet Cet	2.0370	4500.0	80	34612	No
29	GOM_NL__2PRFIN20081013_022825_000000372072_00490_34612_3668.N1	13-OCT-2008 02:28:25	Bright	36.500	140	88Gam Peg	2.8340	26000.	73	34612	No
30	GOM_NL__2PRFIN20081013_023224_000000382072_00490_34612_3669.N1	13-OCT-2008 02:32:24	Bright	38.000	58	21Alp And	2.0730	11000.	76	34612	No
31	GOM_NL__2PRFIN20081013_023505_000000432072_00490_34612_3670.N1	13-OCT-2008 02:35:05	Bright	43.000	53	43Bet And	2.0480	3300.0	86	34612	No
32	GOM_NL__2PRFIN20081013_024032_000000382072_00490_34612_3671.N1	13-OCT-2008 02:40:32	Bright	38.000	68	18Alp Cas	2.2250	4500.0	76	34612	No
33	GOM_NL__2PRFIN20081013_024154_000000372072_00490_34612_3672.N1	13-OCT-2008 02:41:54	Bright	36.500	76	27Gam Cas	2.3000	30000.	73	34612	No
34	GOM_NL__2PRFIN20081013_024925_000000352072_00490_34612_3673.N1	13-OCT-2008 02:49:25	Bright	34.500	49	1Alp UMi	1.9900	6300.0	69	34612	No
35	GOM_NL__2PRFIN20081013_025737_000000352072_00490_34612_3674.N1	13-OCT-2008 02:57:37	Bright	35.000	36	50Alp UMa	1.8000	6300.0	70	34612	No
36	GOM_NL__2PRFIN20081013_025910_000000352072_00490_34612_3675.N1	13-OCT-2008 02:59:10	Bright	35.000	82	48Bet UMa	2.3650	10600.	70	34612	No
37	GOM_NL__2PRFIN20081013_030232_000000342072_00490_34612_3676.N1	13-OCT-2008 03:02:32	Bright	33.500	174	52Psi UMa	3.0040	4400.0	67	34612	No
38	GOM_NL__2PRFIN20081013_030924_000000402072_00490_34612_3677.N1	13-OCT-2008 03:09:24	Bright	40.000	166	17Eps Leo	2.9800	6000.0	80	34612	No
39	GOM_NL__2PRFIN20081013_031237_000000562072_00490_34612_3678.N1	13-OCT-2008 03:12:37	Bright	56.000	22	32Alp Leo	1.3600	15200.	112	34612	No
40	GOM_NL__2PRFIN20081013_031950_000000512072_00490_34612_3679.N1	13-OCT-2008 03:19:50	Dark	50.500	48	30Alp Hya	1.9770	4100.0	101	34612	No
41	GOM_NL__2PRFIN20081013_032925_000000492072_00490_34612_3680.N1	13-OCT-2008 03:29:25	Dark	49.000	65	Lam Vel	2.2040	4400.0	98	34612	No
42	GOM_NL__2PRFIN20081013_033230_000000412072_00490_34612_3681.N1	13-OCT-2008 03:32:30	Dark	40.500	34	Gam2Vel	1.7930	23000.	81	34612	No

43	GOM_NL__2PRFIN20081013_033643_000000452072_00491_34613_3682.N1	13-OCT-2008 03:36:43	Dark	44.500	161	Tau Pup	2.9310	4500.0	89	34613	No
44	GOM_NL__2PRFIN20081013_033805_000000472072_00491_34613_3683.N1	13-OCT-2008 03:38:05	Dark	46.500	2	Alp Car	-0.73600	7000.0	93	34613	No
45	GOM_NL__2PRFIN20081013_034608_000000382072_00491_34613_3684.N1	13-OCT-2008 03:46:08	Dark	37.500	143	Alp Hyi	2.8570	7200.0	75	34613	No
46	GOM_NL__2PRFIN20081013_034735_000000402072_00491_34613_3685.N1	13-OCT-2008 03:47:35	Dark	39.500	9	Alp Eri	0.45300	24000.	79	34613	No
47	GOM_NL__2PRFIN20081013_035002_000000442072_00491_34613_3686.N1	13-OCT-2008 03:50:02	Straylight	44.000	157	The1Eri	2.9060	9300.0	88	34613	No
48	GOM_NL__2PRFIN20081013_035917_000000452072_00491_34613_3687.N1	13-OCT-2008 03:59:17	Straylight	45.000	52	16Bet Cet	2.0370	4500.0	90	34613	No
49	GOM_NL__2PRFIN20081013_040901_000000372072_00491_34613_3688.N1	13-OCT-2008 04:09:01	Bright	36.500	140	88Gam Peg	2.8340	26000.	73	34613	No
50	GOM_NL__2PRFIN20081013_041300_000000382072_00491_34613_3689.N1	13-OCT-2008 04:13:00	Bright	37.500	58	21Alp And	2.0730	11000.	75	34613	No
51	GOM_NL__2PRFIN20081013_041541_000000432072_00491_34613_3690.N1	13-OCT-2008 04:15:41	Bright	42.500	53	43Bet And	2.0480	3300.0	85	34613	No
52	GOM_NL__2PRFIN20081013_042108_000000382072_00491_34613_3691.N1	13-OCT-2008 04:21:08	Bright	37.500	68	18Alp Cas	2.2250	4500.0	75	34613	No
53	GOM_NL__2PRFIN20081013_042230_000000382072_00491_34613_3692.N1	13-OCT-2008 04:22:30	Bright	38.000	76	27Gam Cas	2.3000	30000.	76	34613	No
54	GOM_NL__2PRFIN20081013_043001_000000322072_00491_34613_3693.N1	13-OCT-2008 04:30:01	Bright	31.500	49	1Alp UMi	1.9900	6300.0	63	34613	No
55	GOM_NL__2PRFIN20081013_043813_000000372072_00491_34613_3694.N1	13-OCT-2008 04:38:13	Bright	36.500	36	50Alp UMa	1.8000	6300.0	73	34613	No
56	GOM_NL__2PRFIN20081013_043946_000000352072_00491_34613_3695.N1	13-OCT-2008 04:39:46	Bright	35.000	82	48Bet UMa	2.3650	10600.	70	34613	No
57	GOM_NL__2PRFIN20081013_045000_000000412072_00491_34613_3696.N1	13-OCT-2008 04:50:00	Bright	40.500	166	17Eps Leo	2.9800	6000.0	81	34613	No
58	GOM_NL__2PRFIN20081013_045314_000000452072_00491_34613_3697.N1	13-OCT-2008 04:53:14	Bright	45.000	22	32Alp Leo	1.3600	15200.	90	34613	No
59	GOM_NL__2PRFIN20081013_050026_000000532072_00491_34613_3698.N1	13-OCT-2008 05:00:26	Dark	53.000	48	30Alp Hya	1.9770	4100.0	106	34613	No
60	GOM_NL__2PRFIN20081013_051001_000000472072_00491_34613_3699.N1	13-OCT-2008 05:10:01	Dark	46.500	65	Lam Vel	2.2040	4400.0	93	34613	No
61	GOM_NL__2PRFIN20081013_051307_000000432072_00491_34613_3700.N1	13-OCT-2008 05:13:07	Dark	42.500	34	Gam2Vel	1.7930	23000.	85	34613	No
62	GOM_NL__2PRFIN20081013_051720_000000452072_00492_34614_3696.N1	13-OCT-2008 05:17:20	Dark	44.500	161	Tau Pup	2.9310	4500.0	89	34614	No
63	GOM_NL__2PRFIN20081013_051842_000000512072_00492_34614_3697.N1	13-OCT-2008 05:18:42	Dark	50.500	2	Alp Car	-0.73600	7000.0	101	34614	No
64	GOM_NL__2PRFIN20081013_052645_000000382072_00492_34614_3698.N1	13-OCT-2008 05:26:45	Dark	38.000	143	Alp Hyi	2.8570	7200.0	76	34614	No
65	GOM_NL__2PRFIN20081013_052811_000000402072_00492_34614_3699.N1	13-OCT-2008 05:28:11	Dark	39.500	9	Alp Eri	0.45300	24000.	79	34614	No
66	GOM_NL__2PRFIN20081013_053038_000000452072_00492_34614_3700.N1	13-OCT-2008 05:30:38	Straylight	44.500	157	The1Eri	2.9060	9300.0	89	34614	No
67	GOM_NL__2PRFIN20081013_053953_000000452072_00492_34614_3701.N1	13-OCT-2008 05:39:53	Straylight	45.000	52	16Bet Cet	2.0370	4500.0	90	34614	No
68	GOM_NL__2PRFIN20081013_054937_000000372072_00492_34614_3702.N1	13-OCT-2008 05:49:37	Bright	36.500	140	88Gam Peg	2.8340	26000.	73	34614	No
69	GOM_NL__2PRFIN20081013_055336_000000362072_00492_34614_3703.N1	13-OCT-2008 05:53:36	Bright	36.000	58	21Alp And	2.0730	11000.	72	34614	No
70	GOM_NL__2PRFIN20081013_055617_000000402072_00492_34614_3704.N1	13-OCT-2008 05:56:17	Bright	39.500	53	43Bet And	2.0480	3300.0	79	34614	No
71	GOM_NL__2PRFIN20081013_060143_000000382072_00492_34614_3705.N1	13-OCT-2008 06:01:43	Bright	38.000	68	18Alp Cas	2.2250	4500.0	76	34614	No
72	GOM_NL__2PRFIN20081013_060306_000000382072_00492_34614_3706.N1	13-OCT-2008 06:03:06	Bright	38.000	76	27Gam Cas	2.3000	30000.	76	34614	No
73	GOM_NL__2PRFIN20081013_061037_000000372072_00492_34614_3707.N1	13-OCT-2008 06:10:37	Bright	37.000	49	1Alp UMi	1.9900	6300.0	74	34614	No
74	GOM_NL__2PRFIN20081013_061849_000000382072_00492_34614_3708.N1	13-OCT-2008 06:18:49	Bright	37.500	36	50Alp UMa	1.8000	6300.0	75	34614	No
75	GOM_NL__2PRFIN20081013_062022_000000362072_00492_34614_3709.N1	13-OCT-2008 06:20:22	Bright	36.000	82	48Bet UMa	2.3650	10600.	72	34614	No
76	GOM_NL__2PRFIN20081013_062344_000000452072_00492_34614_3710.N1	13-OCT-2008 06:23:44	Bright	44.500	174	52Psi UMa	3.0040	4400.0	89	34614	No
77	GOM_NL__2PRFIN20081013_063037_000000422072_00492_34614_3711.N1	13-OCT-2008 06:30:37	Bright	42.000	166	17Eps Leo	2.9800	6000.0	84	34614	No
78	GOM_NL__2PRFIN20081013_063350_000000402072_00492_34614_3712.N1	13-OCT-2008 06:33:50	Bright	40.000	22	32Alp Leo	1.3600	15200.	80	34614	No
79	GOM_NL__2PRFIN20081013_064103_000000502072_00492_34614_3713.N1	13-OCT-2008 06:41:03	Dark	49.500	48	30Alp Hya	1.9770	4100.0	99	34614	No
80	GOM_NL__2PRFIN20081013_065038_000000462072_00492_34614_3714.N1	13-OCT-2008 06:50:38	Dark	45.500	65	Lam Vel	2.2040	4400.0	91	34614	No
81	GOM_NL__2PRFIN20081013_065343_000000432072_00492_34614_3715.N1	13-OCT-2008 06:53:43	Dark	42.500	34	Gam2Vel	1.7930	23000.	85	34614	No
82	GOM_NL__2PRFIN20081013_065757_000000442072_00493_34615_3708.N1	13-OCT-2008 06:57:57	Dark	44.000	161	Tau Pup	2.9310	4500.0	88	34615	No
83	GOM_NL__2PRFIN20081013_065918_000000482072_00493_34615_3709.N1	13-OCT-2008 06:59:18	Dark	48.000	2	Alp Car	-0.73600	7000.0	96	34615	No
84	GOM_NL__2PRFIN20081013_070721_000000382072_00493_34615_3710.N1	13-OCT-2008 07:07:21	Dark	38.000	143	Alp Hyi	2.8570	7200.0	76	34615	No
85	GOM_NL__2PRFIN20081013_070848_000000452072_00493_34615_3711.N1	13-OCT-2008 07:08:48	Dark	45.000	9	Alp Eri	0.45300	24000.	90	34615	No
86	GOM_NL__2PRFIN20081013_071115_000000452072_00493_34615_3712.N1	13-OCT-2008 07:11:15	Straylight	44.500	157	The1Eri	2.9060	9300.0	89	34615	No
87	GOM_NL__2PRFIN20081013_072029_000000442072_00493_34615_3713.N1	13-OCT-2008 07:20:29	Straylight	44.000	52	16Bet Cet	2.0370	4500.0	88	34615	No
88	GOM_NL__2PRFIN20081013_073013_000000362072_00493_34615_3714.N1	13-OCT-2008 07:30:13	Bright	36.000	140	88Gam Peg	2.8340	26000.	72	34615	No
89	GOM_NL__2PRFIN20081013_073411_000000372072_00493_34615_3715.N1	13-OCT-2008 07:34:11	Bright	36.500	58	21Alp And	2.0730	11000.	73	34615	No
90	GOM_NL__2PRFIN20081013_073652_000000402072_00493_34615_3716.N1	13-OCT-2008 07:36:52	Bright	40.000	53	43Bet And	2.0480	3300.0	80	34615	No
91	GOM_NL__2PRFIN20081013_074219_000000382072_00493_34615_3717.N1	13-OCT-2008 07:42:19	Bright	38.000	68	18Alp Cas	2.2250	4500.0	76	34615	No
92	GOM_NL__2PRFIN20081013_074342_000000372072_00493_34615_3718.N1	13-OCT-2008 07:43:42	Bright	36.500	76	27Gam Cas	2.3000	30000.	73	34615	No
93	GOM_NL__2PRFIN20081013_075113_000000362072_00493_34615_3719.N1	13-OCT-2008 07:51:13	Bright	35.500	49	1Alp UMi	1.9900	6300.0	71	34615	No
94	GOM_NL__2PRFIN20081013_075925_000000372072_00493_34615_3720.N1	13-OCT-2008 07:59:25	Bright	37.000	36	50Alp UMa	1.8000	6300.0	74	34615	No
95	GOM_NL__2PRFIN20081013_080058_000000362072_00493_34615_3721.N1	13-OCT-2008 08:00:58	Bright	35.500	82	48Bet UMa	2.3650	10600.	71	34615	No
96	GOM_NL__2PRFIN20081013_080420_000000392072_00493_34615_3722.N1	13-OCT-2008 08:04:20	Bright	39.000	174	52Psi UMa	3.0040	4400.0	78	34615	No
97	GOM_NL__2PRFIN20081013_081113_000000412072_00493_34615_3723.N1	13-OCT-2008 08:11:13	Bright	41.000	166	17Eps Leo	2.9800	6000.0	82	34615	No
98	GOM_NL__2PRFIN20081013_081426_000000412072_00493_34615_3724.N1	13-OCT-2008 08:14:26	Bright	40.500	22	32Alp Leo	1.3600	15200.	81	34615	No
99	GOM_NL__2PRFIN20081013_082139_000000522072_00493_34615_3725.N1	13-OCT-2008 08:21:39	Dark	52.000	48	30Alp Hya	1.9770	4100.0	104	34615	No
100	GOM_NL__2PRFIN20081013_083114_000000462072_00493_34615_3726.N1	13-OCT-2008 08:31:14	Dark	46.000	65	Lam Vel	2.2040	4400.0	92	34615	No
101	GOM_NL__2PRFIN20081013_083420_000000422072_00493_34615_3727.N1	13-OCT-2008 08:34:20	Dark	42.000	34	Gam2Vel	1.7930	23000.	84	34615	No

102	GOM_NL__2PRFIN20081013_083833_000000442072_00494_34616_3721.N1	13-OCT-2008 08:38:33	Dark	43.500	161	Tau Pup	2.9310	4500.0	87	34616	No
103	GOM_NL__2PRFIN20081013_083955_000000612072_00494_34616_3722.N1	13-OCT-2008 08:39:55	Dark	61.000	2	Alp Car	-0.73600	7000.0	122	34616	No
104	GOM_NL__2PRFIN20081013_084757_000000372072_00494_34616_3723.N1	13-OCT-2008 08:47:57	Dark	37.000	143	Alp Hyi	2.8570	7200.0	74	34616	No
105	GOM_NL__2PRFIN20081013_084924_000000422072_00494_34616_3724.N1	13-OCT-2008 08:49:24	Dark	41.500	9	Alp Eri	0.45300	24000.	83	34616	No
106	GOM_NL__2PRFIN20081013_085151_000000432072_00494_34616_3725.N1	13-OCT-2008 08:51:51	Straylight	43.000	157	The1Eri	2.9060	9300.0	86	34616	No
107	GOM_NL__2PRFIN20081013_090105_000000442072_00494_34616_3726.N1	13-OCT-2008 09:01:05	Straylight	44.000	52	16Bet Cet	2.0370	4500.0	88	34616	No
108	GOM_NL__2PRFIN20081013_091049_000000362072_00494_34616_3727.N1	13-OCT-2008 09:10:49	Bright	36.000	140	88Gam Peg	2.8340	26000.	72	34616	No
109	GOM_NL__2PRFIN20081013_091447_000000362072_00494_34616_3728.N1	13-OCT-2008 09:14:47	Bright	36.000	58	21Alp And	2.0730	11000.	72	34616	No
110	GOM_NL__2PRFIN20081013_091728_000000422072_00494_34616_3729.N1	13-OCT-2008 09:17:28	Bright	42.000	53	43Bet And	2.0480	3300.0	84	34616	No
111	GOM_NL__2PRFIN20081013_092255_000000372072_00494_34616_3730.N1	13-OCT-2008 09:22:55	Bright	37.000	68	18Alp Cas	2.2250	4500.0	74	34616	No
112	GOM_NL__2PRFIN20081013_092417_000000382072_00494_34616_3731.N1	13-OCT-2008 09:24:17	Bright	37.500	76	27Gam Cas	2.3000	30000.	75	34616	No
113	GOM_NL__2PRFIN20081013_093149_000000342072_00494_34616_3732.N1	13-OCT-2008 09:31:49	Bright	34.000	49	1Alp UMi	1.9900	6300.0	68	34616	No
114	GOM_NL__2PRFIN20081013_094001_000000372072_00494_34616_3733.N1	13-OCT-2008 09:40:01	Bright	36.500	36	50Alp UMa	1.8000	6300.0	73	34616	No
115	GOM_NL__2PRFIN20081013_094134_000000362072_00494_34616_3734.N1	13-OCT-2008 09:41:34	Bright	35.500	82	48Bet UMa	2.3650	10600.	71	34616	No
116	GOM_NL__2PRFIN20081013_094456_000000352072_00494_34616_3735.N1	13-OCT-2008 09:44:56	Bright	34.500	174	52Psi UMa	3.0040	4400.0	69	34616	No
117	GOM_NL__2PRFIN20081013_095149_000000402072_00494_34616_3736.N1	13-OCT-2008 09:51:49	Bright	40.000	166	17Eps Leo	2.9800	6000.0	80	34616	No
118	GOM_NL__2PRFIN20081013_095503_000000562072_00494_34616_3737.N1	13-OCT-2008 09:55:03	Bright	56.000	22	32Alp Leo	1.3600	15200.	112	34616	No
119	GOM_NL__2PRFIN20081013_100216_000000542072_00494_34616_3738.N1	13-OCT-2008 10:02:16	Dark	54.000	48	30Alp Hya	1.9770	4100.0	108	34616	No
120	GOM_NL__2PRFIN20081013_101151_000000482072_00494_34616_3739.N1	13-OCT-2008 10:11:51	Dark	47.500	65	Lam Vel	2.2040	4400.0	95	34616	No
121	GOM_NL__2PRFIN20081013_101457_000000432072_00494_34616_3740.N1	13-OCT-2008 10:14:57	Dark	42.500	34	Gam2Vel	1.7930	23000.	85	34616	No
122	GOM_NL__2PRFIN20081013_101910_000000462072_00495_34617_5162.N1	13-OCT-2008 10:19:10	Dark	46.000	161	Tau Pup	2.9310	4500.0	92	34617	No
123	GOM_NL__2PRFIN20081013_102032_000000582072_00495_34617_5163.N1	13-OCT-2008 10:20:32	Dark	58.000	2	Alp Car	-0.73600	7000.0	116	34617	No
124	GOM_NL__2PRFIN20081013_102833_000000372072_00495_34617_5164.N1	13-OCT-2008 10:28:33	Dark	36.500	143	Alp Hyi	2.8570	7200.0	73	34617	No
125	GOM_NL__2PRFIN20081013_103000_000000502072_00495_34617_5165.N1	13-OCT-2008 10:30:00	Dark	49.500	9	Alp Eri	0.45300	24000.	99	34617	No
126	GOM_NL__2PRFIN20081013_103228_000000452072_00495_34617_5166.N1	13-OCT-2008 10:32:28	Straylight	44.500	157	The1Eri	2.9060	9300.0	89	34617	No
127	GOM_NL__2PRFIN20081013_104141_000000432072_00495_34617_5167.N1	13-OCT-2008 10:41:41	Straylight	43.000	52	16Bet Cet	2.0370	4500.0	86	34617	No
128	GOM_NL__2PRFIN20081013_105124_000000362072_00495_34617_5168.N1	13-OCT-2008 10:51:24	Bright	35.500	140	88Gam Peg	2.8340	26000.	71	34617	No
129	GOM_NL__2PRFIN20081013_105523_000000382072_00495_34617_5169.N1	13-OCT-2008 10:55:23	Bright	37.500	58	21Alp And	2.0730	11000.	75	34617	No
130	GOM_NL__2PRFIN20081013_105803_000000422072_00495_34617_5170.N1	13-OCT-2008 10:58:03	Bright	42.000	53	43Bet And	2.0480	3300.0	84	34617	No
131	GOM_NL__2PRFIN20081013_110330_000000392072_00495_34617_5171.N1	13-OCT-2008 11:03:30	Bright	39.000	68	18Alp Cas	2.2250	4500.0	78	34617	No
132	GOM_NL__2PRFIN20081013_110453_000000372072_00495_34617_5172.N1	13-OCT-2008 11:04:53	Bright	37.000	76	27Gam Cas	2.3000	30000.	74	34617	No
133	GOM_NL__2PRFIN20081013_111225_000000372072_00495_34617_5173.N1	13-OCT-2008 11:12:25	Bright	36.500	49	1Alp UMi	1.9900	6300.0	73	34617	No
134	GOM_NL__2PRFIN20081013_112037_000000372072_00495_34617_5174.N1	13-OCT-2008 11:20:37	Bright	37.000	36	50Alp UMa	1.8000	6300.0	74	34617	No
135	GOM_NL__2PRFIN20081013_112210_000000452072_00495_34617_5175.N1	13-OCT-2008 11:22:10	Bright	44.500	82	48Bet UMa	2.3650	10600.	89	34617	No
136	GOM_NL__2PRFIN20081013_112532_000000342072_00495_34617_5176.N1	13-OCT-2008 11:25:32	Bright	33.500	174	52Psi UMa	3.0040	4400.0	67	34617	No
137	GOM_NL__2PRFIN20081013_113225_000000402072_00495_34617_5177.N1	13-OCT-2008 11:32:25	Bright	40.000	166	17Eps Leo	2.9800	6000.0	80	34617	No
138	GOM_NL__2PRFIN20081013_113539_000000382072_00495_34617_5178.N1	13-OCT-2008 11:35:39	Bright	38.000	22	32Alp Leo	1.3600	15200.	76	34617	No
139	GOM_NL__2PRFIN20081013_114252_000000542072_00495_34617_5179.N1	13-OCT-2008 11:42:52	Dark	53.500	48	30Alp Hya	1.9770	4100.0	107	34617	No
140	GOM_NL__2PRFIN20081013_115227_000000472072_00495_34617_5180.N1	13-OCT-2008 11:52:27	Dark	46.500	65	Lam Vel	2.2040	4400.0	93	34617	No
141	GOM_NL__2PRFIN20081013_115533_000000422072_00495_34617_5181.N1	13-OCT-2008 11:55:33	Dark	42.000	34	Gam2Vel	1.7930	23000.	84	34617	No
142	GOM_NL__2PRFIN20081013_115947_000000422072_00496_34618_3755.N1	13-OCT-2008 11:59:47	Dark	42.000	161	Tau Pup	2.9310	4500.0	84	34618	No
143	GOM_NL__2PRFIN20081013_120108_000000482072_00496_34618_3756.N1	13-OCT-2008 12:01:08	Dark	47.500	2	Alp Car	-0.73600	7000.0	95	34618	No
144	GOM_NL__2PRFIN20081013_120909_000000382072_00496_34618_3757.N1	13-OCT-2008 12:09:09	Dark	37.500	143	Alp Hyi	2.8570	7200.0	75	34618	No
145	GOM_NL__2PRFIN20081013_121036_000000412072_00496_34618_3758.N1	13-OCT-2008 12:10:36	Dark	40.500	9	Alp Eri	0.45300	24000.	81	34618	No
146	GOM_NL__2PRFIN20081013_121304_000000442072_00496_34618_3759.N1	13-OCT-2008 12:13:04	Straylight	43.500	157	The1Eri	2.9060	9300.0	87	34618	No
147	GOM_NL__2PRFIN20081013_122217_000000412072_00496_34618_3760.N1	13-OCT-2008 12:22:17	Straylight	41.000	52	16Bet Cet	2.0370	4500.0	82	34618	No
148	GOM_NL__2PRFIN20081013_123200_000000362072_00496_34618_3761.N1	13-OCT-2008 12:32:00	Bright	36.000	140	88Gam Peg	2.8340	26000.	72	34618	No
149	GOM_NL__2PRFIN20081013_123559_000000372072_00496_34618_3762.N1	13-OCT-2008 12:35:59	Bright	37.000	58	21Alp And	2.0730	11000.	74	34618	No
150	GOM_NL__2PRFIN20081013_123839_000000402072_00496_34618_3763.N1	13-OCT-2008 12:38:39	Bright	40.000	53	43Bet And	2.0480	3300.0	80	34618	No
151	GOM_NL__2PRFIN20081013_124406_000000372072_00496_34618_3764.N1	13-OCT-2008 12:44:06	Bright	36.500	68	18Alp Cas	2.2250	4500.0	73	34618	No
152	GOM_NL__2PRFIN20081013_124529_000000382072_00496_34618_3765.N1	13-OCT-2008 12:45:29	Bright	37.500	76	27Gam Cas	2.3000	30000.	75	34618	No
153	GOM_NL__2PRFIN20081013_125300_000000362072_00496_34618_3766.N1	13-OCT-2008 12:53:00	Bright	36.000	49	1Alp UMi	1.9900	6300.0	72	34618	No
154	GOM_NL__2PRFIN20081013_130113_000000332072_00496_34618_3767.N1	13-OCT-2008 13:01:13	Bright	32.500	36	50Alp UMa	1.8000	6300.0	65	34618	No
155	GOM_NL__2PRFIN20081013_130246_000000332072_00496_34618_3768.N1	13-OCT-2008 13:02:46	Bright	33.000	82	48Bet UMa	2.3650	10600.	66	34618	No
156	GOM_NL__2PRFIN20081013_130608_000000342072_00496_34618_3769.N1	13-OCT-2008 13:06:08	Bright	34.000	174	52Psi UMa	3.0040	4400.0	68	34618	No
157	GOM_NL__2PRFIN20081013_131301_000000412072_00496_34618_3770.N1	13-OCT-2008 13:13:01	Bright	40.500	166	17Eps Leo	2.9800	6000.0	81	34618	No
158	GOM_NL__2PRFIN20081013_131615_000000382072_00496_34618_3771.N1	13-OCT-2008 13:16:15	Bright	38.000	22	32Alp Leo	1.3600	15200.	76	34618	No
159	GOM_NL__2PRFIN20081013_132329_000000502072_00496_34618_3772.N1	13-OCT-2008 13:23:29	Dark	50.000	48	30Alp Hya	1.9770	4100.0	100	34618	No
160	GOM_NL__2PRFIN20081013_133304_000000502072_00496_34618_3773.N1	13-OCT-2008 13:33:04	Dark	50.000	65	Lam Vel	2.2040	4400.0	100	34618	No

161	GOM_NL__2PRFIN20081013_133610_000000462072_00496_34618_3774.N1	13-OCT-2008 13:36:10	Dark	45.500	34	Gam2Vel	1.7930	23000.	91	34618	No
162	GOM_NL__2PRFIN20081013_134024_000000442072_00497_34619_3769.N1	13-OCT-2008 13:40:24	Dark	44.000	161	Tau Pup	2.9310	4500.0	88	34619	No
163	GOM_NL__2PRFIN20081013_134145_000000472072_00497_34619_3770.N1	13-OCT-2008 13:41:45	Dark	46.500	2	Alp Car	-0.73600	7000.0	93	34619	No
164	GOM_NL__2PRFIN20081013_134946_000000372072_00497_34619_3771.N1	13-OCT-2008 13:49:46	Dark	37.000	143	Alp Hyi	2.8570	7200.0	74	34619	No
165	GOM_NL__2PRFIN20081013_135112_000000392072_00497_34619_3772.N1	13-OCT-2008 13:51:12	Dark	39.000	9	Alp Eri	0.45300	24000.	78	34619	No
166	GOM_NL__2PRFIN20081013_135341_000000462072_00497_34619_3773.N1	13-OCT-2008 13:53:41	Straylight	46.000	157	The1Eri	2.9060	9300.0	92	34619	No
167	GOM_NL__2PRFIN20081013_140253_000000452072_00497_34619_3774.N1	13-OCT-2008 14:02:53	Straylight	45.000	52	16Bet Cet	2.0370	4500.0	90	34619	No
168	GOM_NL__2PRFIN20081013_141236_000000362072_00497_34619_3775.N1	13-OCT-2008 14:12:36	Bright	35.500	140	88Gam Peg	2.8340	26000.	71	34619	No
169	GOM_NL__2PRFIN20081013_141635_000000372072_00497_34619_3776.N1	13-OCT-2008 14:16:35	Bright	37.000	58	21Alp And	2.0730	11000.	74	34619	No
170	GOM_NL__2PRFIN20081013_141914_000000402072_00497_34619_3777.N1	13-OCT-2008 14:19:14	Bright	39.500	53	43Bet And	2.0480	3300.0	79	34619	No
171	GOM_NL__2PRFIN20081013_142442_000000382072_00497_34619_3778.N1	13-OCT-2008 14:24:42	Bright	37.500	68	18Alp Cas	2.2250	4500.0	75	34619	No
172	GOM_NL__2PRFIN20081013_142604_000000382072_00497_34619_3779.N1	13-OCT-2008 14:26:04	Bright	38.000	76	27Gam Cas	2.3000	30000.	76	34619	No
173	GOM_NL__2PRFIN20081013_143336_000000332072_00497_34619_3780.N1	13-OCT-2008 14:33:36	Bright	33.000	49	1Alp UMi	1.9900	6300.0	66	34619	No
174	GOM_NL__2PRFIN20081013_144149_000000382072_00497_34619_3781.N1	13-OCT-2008 14:41:49	Bright	38.000	36	50Alp UMa	1.8000	6300.0	76	34619	No
175	GOM_NL__2PRFIN20081013_144322_000000372072_00497_34619_3782.N1	13-OCT-2008 14:43:22	Bright	36.500	82	48Bet UMa	2.3650	10600.	73	34619	No
176	GOM_NL__2PRFIN20081013_144644_000000522072_00497_34619_3783.N1	13-OCT-2008 14:46:44	Bright	52.000	174	52Psi UMa	3.0040	4400.0	104	34619	No
177	GOM_NL__2PRFIN20081013_145337_000000412072_00497_34619_3784.N1	13-OCT-2008 14:53:37	Bright	41.000	166	17Eps Leo	2.9800	6000.0	82	34619	No
178	GOM_NL__2PRFIN20081013_145651_000000392072_00497_34619_3785.N1	13-OCT-2008 14:56:51	Bright	39.000	22	32Alp Leo	1.3600	15200.	78	34619	No
179	GOM_NL__2PRFIN20081013_150406_000000542072_00497_34619_3786.N1	13-OCT-2008 15:04:06	Dark	54.000	48	30Alp Hya	1.9770	4100.0	108	34619	No
180	GOM_NL__2PRFIN20081013_151340_000000492072_00497_34619_3787.N1	13-OCT-2008 15:13:40	Dark	49.000	65	Lam Vel	2.2040	4400.0	98	34619	No
181	GOM_NL__2PRFIN20081013_151646_000000422072_00497_34619_3788.N1	13-OCT-2008 15:16:46	Dark	42.000	34	Gam2Vel	1.7930	23000.	84	34619	No
182	GOM_NL__2PRFIN20081013_152100_000000442072_00498_34620_3782.N1	13-OCT-2008 15:21:00	Dark	43.500	161	Tau Pup	2.9310	4500.0	87	34620	No
183	GOM_NL__2PRFIN20081013_152222_000000472072_00498_34620_3783.N1	13-OCT-2008 15:22:22	Dark	46.500	2	Alp Car	-0.73600	7000.0	93	34620	No
184	GOM_NL__2PRFIN20081013_153022_000000372072_00498_34620_3784.N1	13-OCT-2008 15:30:22	Dark	36.500	143	Alp Hyi	2.8570	7200.0	73	34620	No
185	GOM_NL__2PRFIN20081013_153149_000000482072_00498_34620_3785.N1	13-OCT-2008 15:31:49	Dark	47.500	9	Alp Eri	0.45300	24000.	95	34620	No
186	GOM_NL__2PRFIN20081013_153417_000000462072_00498_34620_3786.N1	13-OCT-2008 15:34:17	Straylight	45.500	157	The1Eri	2.9060	9300.0	91	34620	No
187	GOM_NL__2PRFIN20081013_154329_000000452072_00498_34620_3787.N1	13-OCT-2008 15:43:29	Straylight	44.500	52	16Bet Cet	2.0370	4500.0	89	34620	No
188	GOM_NL__2PRFIN20081013_155312_000000372072_00498_34620_3788.N1	13-OCT-2008 15:53:12	Bright	36.500	140	88Gam Peg	2.8340	26000.	73	34620	No
189	GOM_NL__2PRFIN20081013_155711_000000362072_00498_34620_3789.N1	13-OCT-2008 15:57:11	Bright	36.000	58	21Alp And	2.0730	11000.	72	34620	No
190	GOM_NL__2PRFIN20081013_155950_000000402072_00498_34620_3790.N1	13-OCT-2008 15:59:50	Bright	40.000	53	43Bet And	2.0480	3300.0	80	34620	No
191	GOM_NL__2PRFIN20081013_160518_000000382072_00498_34620_3791.N1	13-OCT-2008 16:05:18	Bright	38.000	68	18Alp Cas	2.2250	4500.0	76	34620	No
192	GOM_NL__2PRFIN20081013_160640_000000362072_00498_34620_3792.N1	13-OCT-2008 16:06:40	Bright	36.000	76	27Gam Cas	2.3000	30000.	72	34620	No
193	GOM_NL__2PRFIN20081013_161412_000000372072_00498_34620_3793.N1	13-OCT-2008 16:14:12	Bright	36.500	49	1Alp UMi	1.9900	6300.0	73	34620	No
194	GOM_NL__2PRFIN20081013_162225_000000402072_00498_34620_3794.N1	13-OCT-2008 16:22:25	Bright	39.500	36	50Alp UMa	1.8000	6300.0	79	34620	No
195	GOM_NL__2PRFIN20081013_162358_000000372072_00498_34620_3795.N1	13-OCT-2008 16:23:58	Bright	36.500	82	48Bet UMa	2.3650	10600.	73	34620	No
196	GOM_NL__2PRFIN20081013_162720_000000342072_00498_34620_3796.N1	13-OCT-2008 16:27:20	Bright	34.000	174	52Psi UMa	3.0040	4400.0	68	34620	No
197	GOM_NL__2PRFIN20081013_163414_000000482072_00498_34620_3797.N1	13-OCT-2008 16:34:14	Bright	47.500	166	17Eps Leo	2.9800	6000.0	95	34620	No
198	GOM_NL__2PRFIN20081013_163728_000000562072_00498_34620_3798.N1	13-OCT-2008 16:37:28	Bright	56.000	22	32Alp Leo	1.3600	15200.	112	34620	No
199	GOM_NL__2PRFIN20081013_164442_000000532072_00498_34620_3799.N1	13-OCT-2008 16:44:42	Dark	53.000	48	30Alp Hya	1.9770	4100.0	106	34620	No
200	GOM_NL__2PRFIN20081013_165417_000000492072_00498_34620_3800.N1	13-OCT-2008 16:54:17	Dark	48.500	65	Lam Vel	2.2040	4400.0	97	34620	No
201	GOM_NL__2PRFIN20081013_165723_000000432072_00498_34620_3801.N1	13-OCT-2008 16:57:23	Dark	43.000	34	Gam2Vel	1.7930	23000.	86	34620	No
202	GOM_NL__2PRFIN20081013_170137_000000482072_00499_34621_3995.N1	13-OCT-2008 17:01:37	Dark	47.500	161	Tau Pup	2.9310	4500.0	95	34621	No
203	GOM_NL__2PRFIN20081013_170259_000000482072_00499_34621_3996.N1	13-OCT-2008 17:02:59	Dark	47.500	2	Alp Car	-0.73600	7000.0	95	34621	No
204	GOM_NL__2PRFIN20081013_171058_000000382072_00499_34621_3997.N1	13-OCT-2008 17:10:58	Dark	37.500	143	Alp Hyi	2.8570	7200.0	75	34621	No
205	GOM_NL__2PRFIN20081013_171225_000000412072_00499_34621_3998.N1	13-OCT-2008 17:12:25	Dark	40.500	9	Alp Eri	0.45300	24000.	81	34621	No
206	GOM_NL__2PRFIN20081013_171453_000000442072_00499_34621_3999.N1	13-OCT-2008 17:14:53	Straylight	44.000	157	The1Eri	2.9060	9300.0	88	34621	No
207	GOM_NL__2PRFIN20081013_172405_000000442072_00499_34621_4000.N1	13-OCT-2008 17:24:05	Straylight	43.500	52	16Bet Cet	2.0370	4500.0	87	34621	No
208	GOM_NL__2PRFIN20081013_173348_000000362072_00499_34621_4001.N1	13-OCT-2008 17:33:48	Bright	35.500	140	88Gam Peg	2.8340	26000.	71	34621	No
209	GOM_NL__2PRFIN20081013_173747_000000372072_00499_34621_4002.N1	13-OCT-2008 17:37:47	Bright	36.500	58	21Alp And	2.0730	11000.	73	34621	No
210	GOM_NL__2PRFIN20081013_174026_000000392072_00499_34621_4003.N1	13-OCT-2008 17:40:26	Bright	39.000	53	43Bet And	2.0480	3300.0	78	34621	No
211	GOM_NL__2PRFIN20081013_174553_000000392072_00499_34621_4004.N1	13-OCT-2008 17:45:53	Bright	38.500	68	18Alp Cas	2.2250	4500.0	77	34621	No
212	GOM_NL__2PRFIN20081013_174716_000000382072_00499_34621_4005.N1	13-OCT-2008 17:47:16	Bright	38.000	76	27Gam Cas	2.3000	30000.	76	34621	No
213	GOM_NL__2PRFIN20081013_175448_000000362072_00499_34621_4006.N1	13-OCT-2008 17:54:48	Bright	36.000	49	1Alp UMi	1.9900	6300.0	72	34621	No
214	GOM_NL__2PRFIN20081013_180301_000000382072_00499_34621_4007.N1	13-OCT-2008 18:03:01	Bright	37.500	36	50Alp UMa	1.8000	6300.0	75	34621	No
215	GOM_NL__2PRFIN20081013_180434_000000352072_00499_34621_4008.N1	13-OCT-2008 18:04:34	Bright	34.500	82	48Bet UMa	2.3650	10600.	69	34621	No
216	GOM_NL__2PRFIN20081013_180756_000000522072_00499_34621_4009.N1	13-OCT-2008 18:07:56	Bright	52.000	174	52Psi UMa	3.0040	4400.0	104	34621	No
217	GOM_NL__2PRFIN20081013_181450_000000392072_00499_34621_4010.N1	13-OCT-2008 18:14:50	Bright	39.000	166	17Eps Leo	2.9800	6000.0	78	34621	No
218	GOM_NL__2PRFIN20081013_181804_000000392072_00499_34621_4011.N1	13-OCT-2008 18:18:04	Bright	39.000	22	32Alp Leo	1.3600	15200.	78	34621	No
219	GOM_NL__2PRFIN20081013_182519_000000542072_00499_34621_4012.N1	13-OCT-2008 18:25:19	Dark	53.500	48	30Alp Hya	1.9770	4100.0	107	34621	No

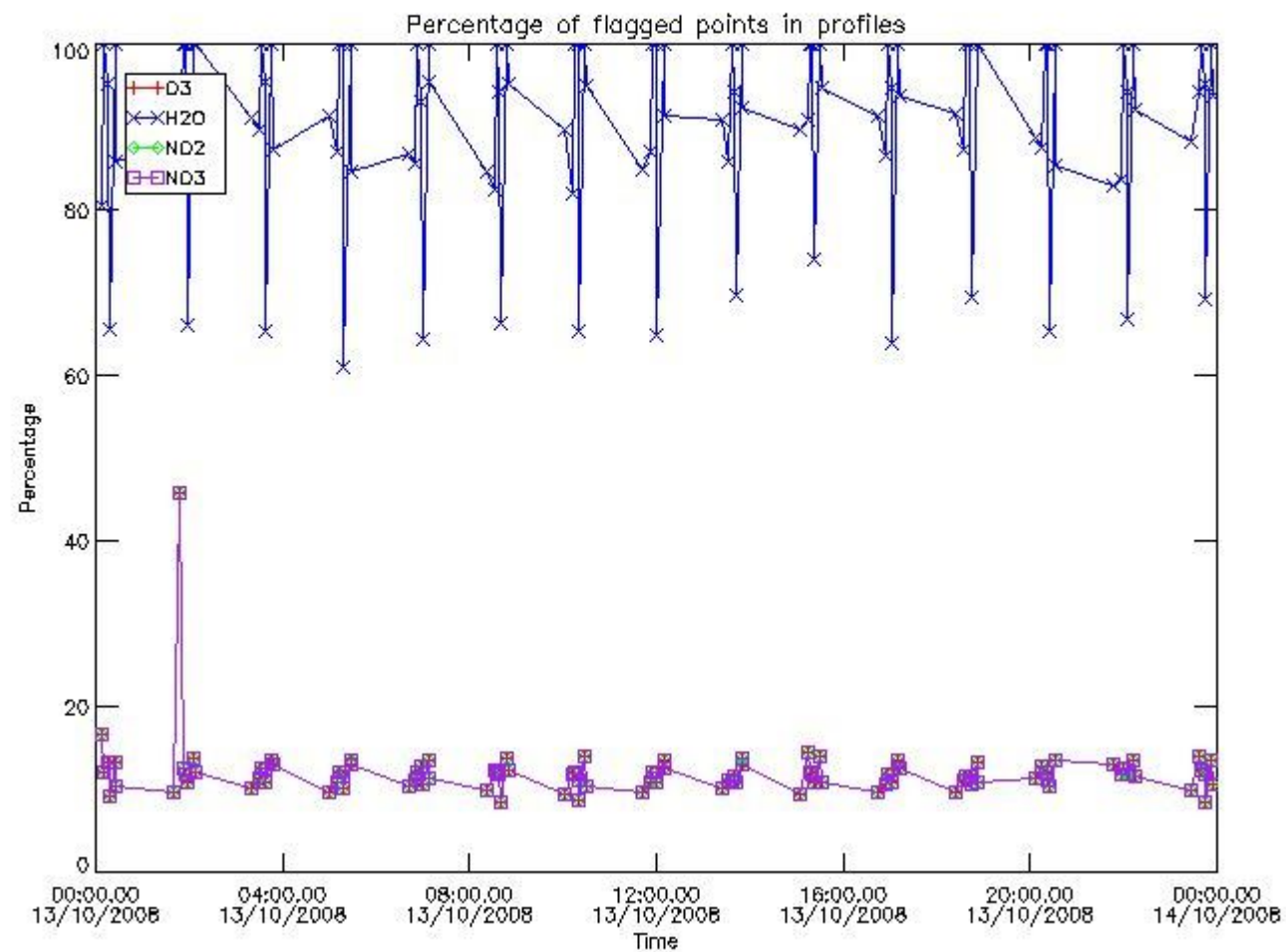
220	GOM_NL__2PRFIN20081013_183453_000000512072_00499_34621_4013.N1	13-OCT-2008 18:34:53	Dark	51.000	65	Lam Vel	2.2040	4400.0	102	34621	No
221	GOM_NL__2PRFIN20081013_183800_000000442072_00499_34621_4014.N1	13-OCT-2008 18:38:00	Dark	44.000	34	Gam2Vel	1.7930	23000.	88	34621	No
222	GOM_NL__2PRFIN20081013_184214_000000442072_00500_34622_4015.N1	13-OCT-2008 18:42:14	Dark	44.000	161	Tau Pup	2.9310	4500.0	88	34622	No
223	GOM_NL__2PRFIN20081013_184335_000000482072_00500_34622_4016.N1	13-OCT-2008 18:43:35	Dark	48.000	2	Alp Car	-0.73600	7000.0	96	34622	No
224	GOM_NL__2PRFIN20081013_185135_000000392072_00500_34622_4017.N1	13-OCT-2008 18:51:35	Dark	38.500	143	Alp Hyi	2.8570	7200.0	77	34622	No
225	GOM_NL__2PRFIN20081013_185301_000000472072_00500_34622_4018.N1	13-OCT-2008 18:53:01	Dark	46.500	9	Alp Eri	0.45300	24000.	93	34622	No
226	GOM_NL__2PRFIN20081013_185530_000000442072_00500_34622_4019.N1	13-OCT-2008 18:55:30	Straylight	43.500	157	The1Eri	2.9060	9300.0	87	34622	No
227	GOM_NL__2PRFIN20081013_190442_000000422072_00500_34622_4020.N1	13-OCT-2008 19:04:42	Straylight	41.500	52	16Bet Cet	2.0370	4500.0	83	34622	No
228	GOM_NL__2PRFIN20081013_191424_000000362072_00500_34622_4021.N1	13-OCT-2008 19:14:24	Bright	36.000	140	88Gam Peg	2.8340	26000.	72	34622	No
229	GOM_NL__2PRFIN20081013_191823_000000362072_00500_34622_4022.N1	13-OCT-2008 19:18:23	Bright	35.500	58	21Alp And	2.0730	11000.	71	34622	No
230	GOM_NL__2PRFIN20081013_192101_000000402072_00500_34622_4023.N1	13-OCT-2008 19:21:01	Bright	40.000	53	43Bet And	2.0480	3300.0	80	34622	No
231	GOM_NL__2PRFIN20081013_192629_000000552072_00500_34622_4024.N1	13-OCT-2008 19:26:29	Bright	55.000	68	18Alp Cas	2.2250	4500.0	110	34622	No
232	GOM_NL__2PRFIN20081013_192752_000000382072_00500_34622_4025.N1	13-OCT-2008 19:27:52	Bright	37.500	76	27Gam Cas	2.3000	30000.	75	34622	No
233	GOM_NL__2PRFIN20081013_193524_000000372072_00500_34622_4026.N1	13-OCT-2008 19:35:24	Bright	36.500	49	1Alp UMi	1.9900	6300.0	73	34622	No
234	GOM_NL__2PRFIN20081013_194337_000000362072_00500_34622_4027.N1	13-OCT-2008 19:43:37	Bright	36.000	36	50Alp UMa	1.8000	6300.0	72	34622	No
235	GOM_NL__2PRFIN20081013_194510_000000362072_00500_34622_4028.N1	13-OCT-2008 19:45:10	Bright	35.500	82	48Bet UMa	2.3650	10600.	71	34622	No
236	GOM_NL__2PRFIN20081013_194832_000000362072_00500_34622_4029.N1	13-OCT-2008 19:48:32	Bright	36.000	174	52Psi UMa	3.0040	4400.0	72	34622	No
237	GOM_NL__2PRFIN20081013_195526_000000492072_00500_34622_4030.N1	13-OCT-2008 19:55:26	Bright	49.000	166	17Eps Leo	2.9800	6000.0	98	34622	No
238	GOM_NL__2PRFIN20081013_195840_000000572072_00500_34622_4031.N1	13-OCT-2008 19:58:40	Bright	57.000	22	32Alp Leo	1.3600	15200.	114	34622	No
239	GOM_NL__2PRFIN20081013_200555_000000542072_00500_34622_4032.N1	13-OCT-2008 20:05:55	Dark	53.500	48	30Alp Hya	1.9770	4100.0	107	34622	No
240	GOM_NL__2PRFIN20081013_201530_000000402072_00500_34622_4033.N1	13-OCT-2008 20:15:30	Dark	40.000	65	Lam Vel	2.2040	4400.0	80	34622	No
241	GOM_NL__2PRFIN20081013_201837_000000432072_00500_34622_4034.N1	13-OCT-2008 20:18:37	Dark	42.500	34	Gam2Vel	1.7930	23000.	85	34622	No
242	GOM_NL__2PRFIN20081013_202251_000000462072_00501_34623_4028.N1	13-OCT-2008 20:22:51	Dark	46.000	161	Tau Pup	2.9310	4500.0	92	34623	No
243	GOM_NL__2PRFIN20081013_202412_000000502072_00501_34623_4029.N1	13-OCT-2008 20:24:12	Dark	49.500	2	Alp Car	-0.73600	7000.0	99	34623	No
244	GOM_NL__2PRFIN20081013_203211_000000382072_00501_34623_4030.N1	13-OCT-2008 20:32:11	Dark	37.500	143	Alp Hyi	2.8570	7200.0	75	34623	No
245	GOM_NL__2PRFIN20081013_203337_000000382072_00501_34623_4031.N1	13-OCT-2008 20:33:37	Dark	38.000	9	Alp Eri	0.45300	24000.	76	34623	No
246	GOM_NL__2PRFIN20081013_203607_000000442072_00501_34623_4032.N1	13-OCT-2008 20:36:07	Straylight	44.000	157	The1Eri	2.9060	9300.0	88	34623	No
247	GOM_NL__2PRFIN20081013_204518_000000462072_00501_34623_4033.N1	13-OCT-2008 20:45:18	Straylight	45.500	52	16Bet Cet	2.0370	4500.0	91	34623	No
248	GOM_NL__2PRFIN20081013_205500_000000372072_00501_34623_4034.N1	13-OCT-2008 20:55:00	Bright	37.000	140	88Gam Peg	2.8340	26000.	74	34623	No
249	GOM_NL__2PRFIN20081013_205858_000000362072_00501_34623_4035.N1	13-OCT-2008 20:58:58	Bright	35.500	58	21Alp And	2.0730	11000.	71	34623	No
250	GOM_NL__2PRFIN20081013_210137_000000412072_00501_34623_4036.N1	13-OCT-2008 21:01:37	Bright	40.500	53	43Bet And	2.0480	3300.0	81	34623	No
251	GOM_NL__2PRFIN20081013_210705_000000392072_00501_34623_4037.N1	13-OCT-2008 21:07:05	Bright	38.500	68	18Alp Cas	2.2250	4500.0	77	34623	No
252	GOM_NL__2PRFIN20081013_210827_000000382072_00501_34623_4038.N1	13-OCT-2008 21:08:27	Bright	38.000	76	27Gam Cas	2.3000	30000.	76	34623	No
253	GOM_NL__2PRFIN20081013_211600_000000372072_00501_34623_4039.N1	13-OCT-2008 21:16:00	Bright	36.500	49	1Alp UMi	1.9900	6300.0	73	34623	No
254	GOM_NL__2PRFIN20081013_212413_000000352072_00501_34623_4040.N1	13-OCT-2008 21:24:13	Bright	35.000	36	50Alp UMa	1.8000	6300.0	70	34623	No
255	GOM_NL__2PRFIN20081013_212546_000000362072_00501_34623_4041.N1	13-OCT-2008 21:25:46	Bright	36.000	82	48Bet UMa	2.3650	10600.	72	34623	No
256	GOM_NL__2PRFIN20081013_212908_000000342072_00501_34623_4042.N1	13-OCT-2008 21:29:08	Bright	33.500	174	52Psi UMa	3.0040	4400.0	67	34623	No
257	GOM_NL__2PRFIN20081013_213602_000000412072_00501_34623_4043.N1	13-OCT-2008 21:36:02	Bright	40.500	166	17Eps Leo	2.9800	6000.0	81	34623	No
258	GOM_NL__2PRFIN20081013_213916_000000572072_00501_34623_4044.N1	13-OCT-2008 21:39:16	Bright	56.500	22	32Alp Leo	1.3600	15200.	113	34623	No
259	GOM_NL__2PRFIN20081013_214632_000000592072_00501_34623_4045.N1	13-OCT-2008 21:46:32	Dark	59.000	48	30Alp Hya	1.9770	4100.0	118	34623	No
260	GOM_NL__2PRFIN20081013_215606_000000432072_00501_34623_4046.N1	13-OCT-2008 21:56:06	Dark	43.000	65	Lam Vel	2.2040	4400.0	86	34623	No
261	GOM_NL__2PRFIN20081013_215913_000000412072_00501_34623_4047.N1	13-OCT-2008 21:59:13	Dark	41.000	34	Gam2Vel	1.7930	23000.	82	34623	No
262	GOM_NL__2PRFIN20081013_220327_000000442073_00001_34624_4042.N1	13-OCT-2008 22:03:27	Dark	43.500	161	Tau Pup	2.9310	4500.0	87	34624	No
263	GOM_NL__2PRFIN20081013_220449_000000472073_00001_34624_4043.N1	13-OCT-2008 22:04:49	Dark	47.000	2	Alp Car	-0.73600	7000.0	94	34624	No
264	GOM_NL__2PRFIN20081013_221247_000000382073_00001_34624_4044.N1	13-OCT-2008 22:12:47	Dark	38.000	143	Alp Hyi	2.8570	7200.0	76	34624	No
265	GOM_NL__2PRFIN20081013_221414_000000452073_00001_34624_4045.N1	13-OCT-2008 22:14:14	Dark	44.500	9	Alp Eri	0.45300	24000.	89	34624	No
266	GOM_NL__2PRFIN20081013_221643_000000452073_00001_34624_4046.N1	13-OCT-2008 22:16:43	Straylight	45.000	157	The1Eri	2.9060	9300.0	90	34624	No
267	GOM_NL__2PRFIN20081013_222554_000000432073_00001_34624_4047.N1	13-OCT-2008 22:25:54	Straylight	42.500	52	16Bet Cet	2.0370	4500.0	85	34624	No
268	GOM_NL__2PRFIN20081013_223536_000000372073_00001_34624_4048.N1	13-OCT-2008 22:35:36	Bright	37.000	140	88Gam Peg	2.8340	26000.	74	34624	No
269	GOM_NL__2PRFIN20081013_223934_000000352073_00001_34624_4049.N1	13-OCT-2008 22:39:34	Bright	34.500	58	21Alp And	2.0730	11000.	69	34624	No
270	GOM_NL__2PRFIN20081013_224212_000000422073_00001_34624_4050.N1	13-OCT-2008 22:42:12	Bright	42.000	53	43Bet And	2.0480	3300.0	84	34624	No
271	GOM_NL__2PRFIN20081013_224741_000000382073_00001_34624_4051.N1	13-OCT-2008 22:47:41	Bright	38.000	68	18Alp Cas	2.2250	4500.0	76	34624	No
272	GOM_NL__2PRFIN20081013_224903_000000382073_00001_34624_4052.N1	13-OCT-2008 22:49:03	Bright	37.500	76	27Gam Cas	2.3000	30000.	75	34624	No
273	GOM_NL__2PRFIN20081013_225636_000000372073_00001_34624_4053.N1	13-OCT-2008 22:56:36	Bright	36.500	49	1Alp UMi	1.9900	6300.0	73	34624	No
274	GOM_NL__2PRFIN20081013_230449_000000382073_00001_34624_4054.N1	13-OCT-2008 23:04:49	Bright	38.000	36	50Alp UMa	1.8000	6300.0	76	34624	No
275	GOM_NL__2PRFIN20081013_230622_000000332073_00001_34624_4055.N1	13-OCT-2008 23:06:22	Bright	33.000	82	48Bet UMa	2.3650	10600.	66	34624	No
276	GOM_NL__2PRFIN20081013_230944_000000452073_00001_34624_4056.N1	13-OCT-2008 23:09:44	Bright	44.500	174	52Psi UMa	3.0040	4400.0	89	34624	No
277	GOM_NL__2PRFIN20081013_231638_000000602073_00001_34624_4057.N1	13-OCT-2008 23:16:38	Bright	60.000	166	17Eps Leo	2.9800	6000.0	120	34624	No
278	GOM_NL__2PRFIN20081013_231953_000000572073_00001_34624_4058.N1	13-OCT-2008 23:19:53	Bright	57.000	22	32Alp Leo	1.3600	15200.	114	34624	No

279	GOM_NL__2PRFIN20081013_232708_000000512073_00001_34624_4059.N1	13-OCT-2008 23:27:08	Dark	51.000	48	30Alp Hya	1.9770	4100.0	102	34624	No
280	GOM_NL__2PRFIN20081013_233643_000000442073_00001_34624_4060.N1	13-OCT-2008 23:36:43	Dark	43.500	65	Lam Vel	2.2040	4400.0	87	34624	No
281	GOM_NL__2PRFIN20081013_233950_000000422073_00001_34624_4061.N1	13-OCT-2008 23:39:50	Dark	41.500	34	Gam2Vel	1.7930	23000.	83	34624	No
282	GOM_NL__2PRFIN20081013_234404_000000432073_00002_34625_4057.N1	13-OCT-2008 23:44:04	Dark	43.000	161	Tau Pup	2.9310	4500.0	86	34625	No
283	GOM_NL__2PRFIN20081013_234526_000000612073_00002_34625_4058.N1	13-OCT-2008 23:45:26	Dark	60.500	2	Alp Car	-0.73600	7000.0	121	34625	No
284	GOM_NL__2PRFIN20081013_235323_000000382073_00002_34625_4059.N1	13-OCT-2008 23:53:23	Dark	37.500	143	Alp Hyi	2.8570	7200.0	75	34625	No
285	GOM_NL__2PRFIN20081013_235450_000000482073_00002_34625_4060.N1	13-OCT-2008 23:54:50	Dark	48.000	9	Alp Eri	0.45300	24000.	96	34625	No
286	GOM_NL__2PRFIN20081013_235719_000000462073_00002_34625_4061.N1	13-OCT-2008 23:57:19	Straylight	46.000	157	The1Eri	2.9060	9300.0	92	34625	No

3. Quality information per product

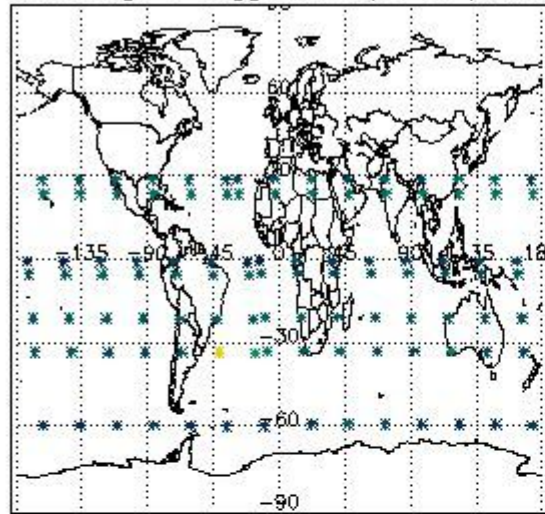
In this section it is plotted some information contained in the Quality Summary data set of the level 2 products. Only products in dark limb conditions and without errors (error flag in the MPH set to "0") are used.

3.1 Plot quality information per product (time dependant)

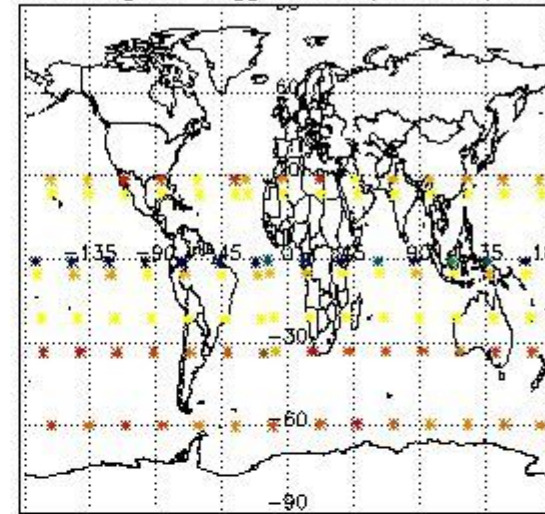


3.2 Plot quality information per product (world map)

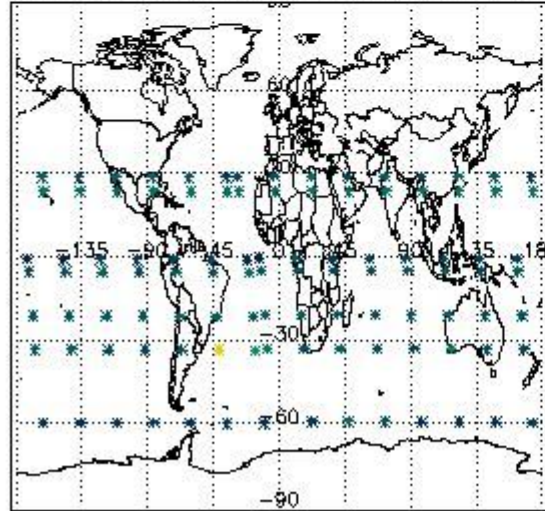
Percentage of flagged data per O3 profile



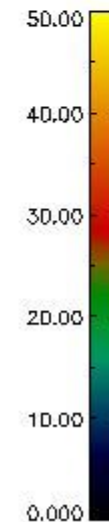
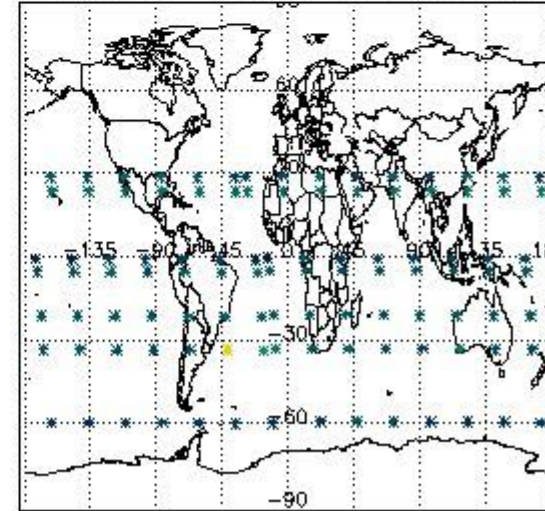
Percentage of flagged data per H2O profile



Percentage of flagged data per NO2 profile



Percentage of flagged data per NO3 profile

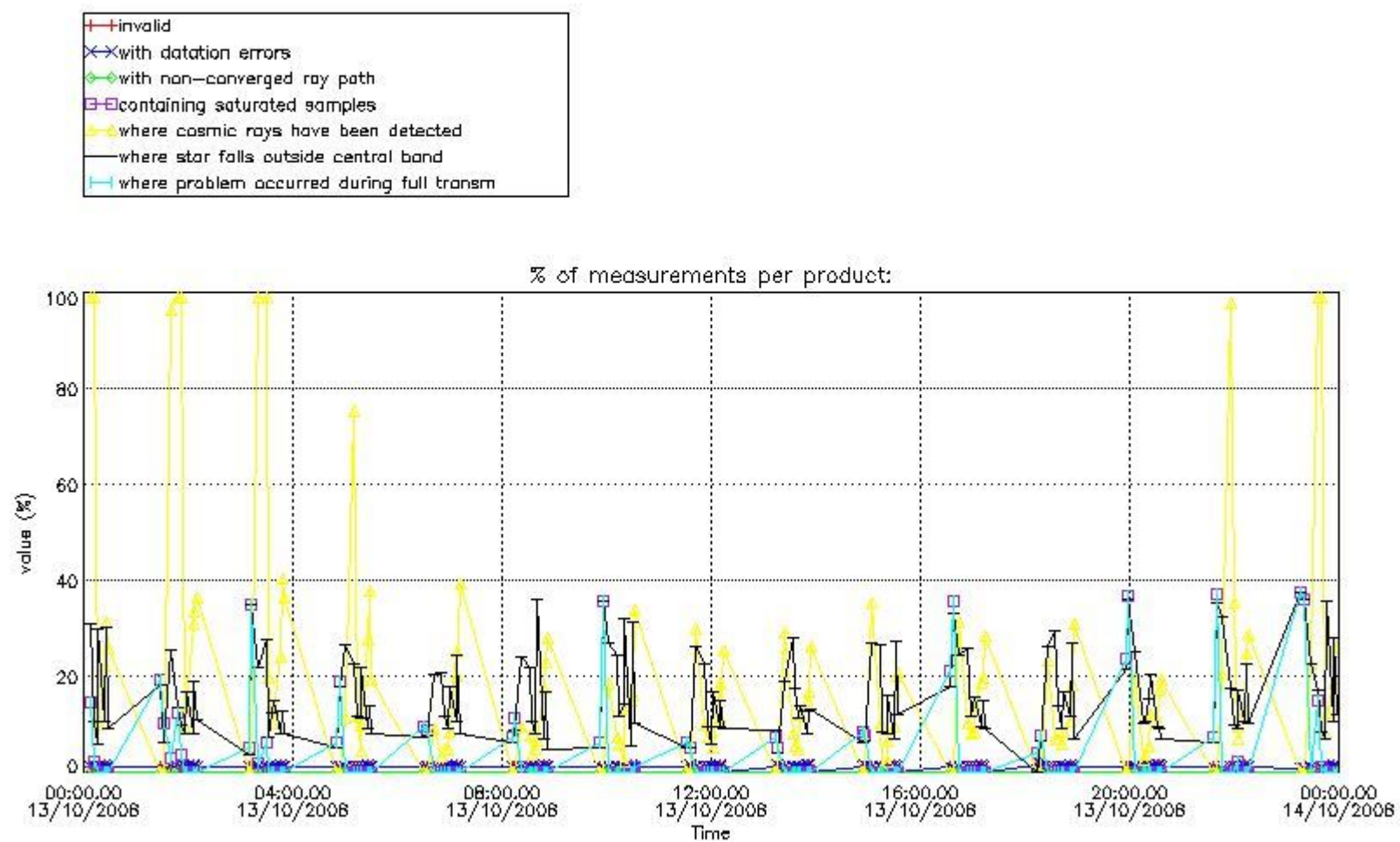


4. Level 1 quality information per product

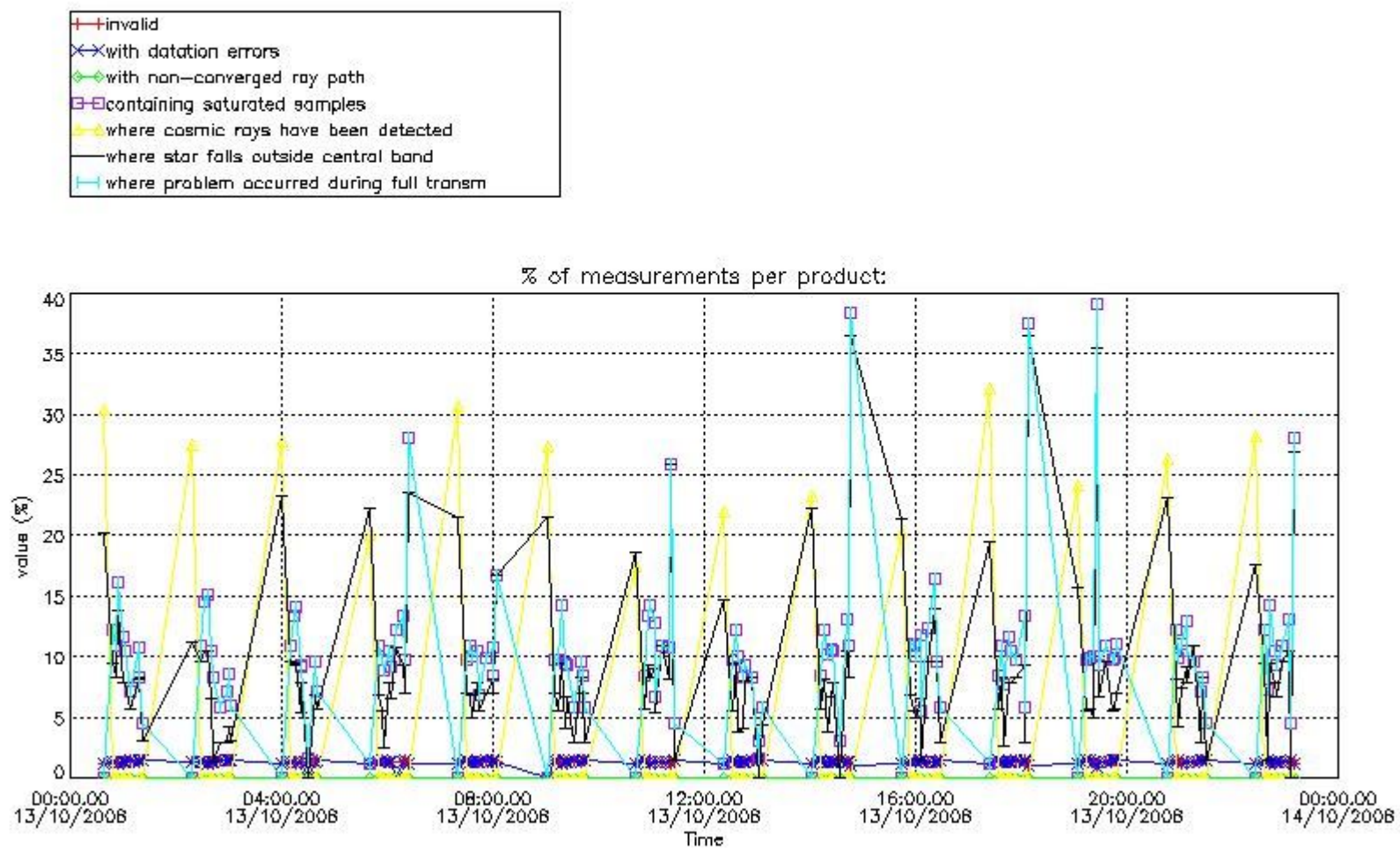
In this section it is plotted some information contained in the Quality Summary data set of the level 2 products that comes from the level 1b processing. Products without errors (error flag in the MPH set to "0") are used.

4.1 Plot quality information per product (time dependant) coming from level 1b processing

4.1.1 Plot level 1 quality information per product (time dependant): ENVISAT ASCENDING passes



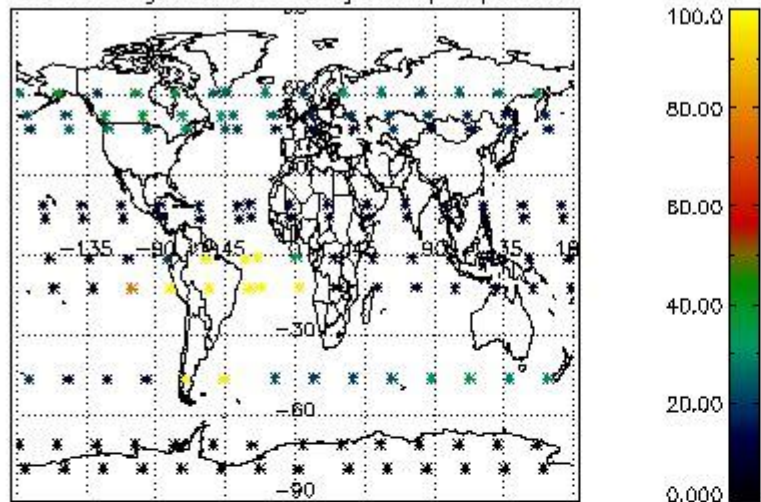
4.1.2 Plot level 1 quality information per product (time dependant): ENVISAT DESCENDING passes



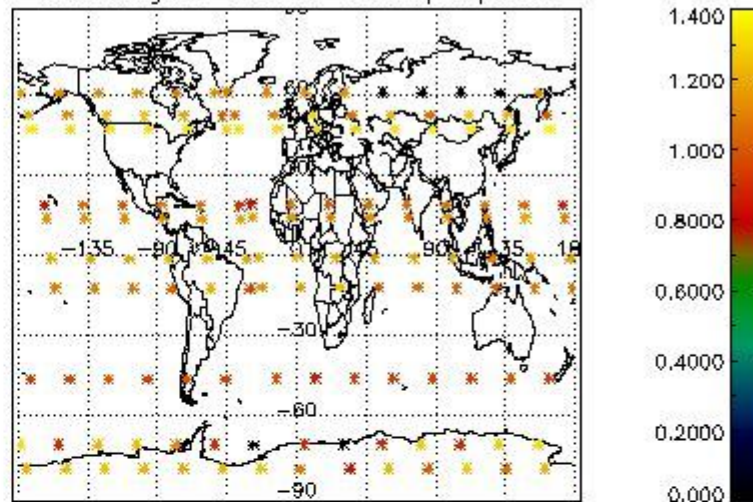
4.2 Plot quality information per product coming from level 1b processing (world map)

4.2.1 Plot level 1 quality information per product (world map): ENVISAT ASCENDING passes

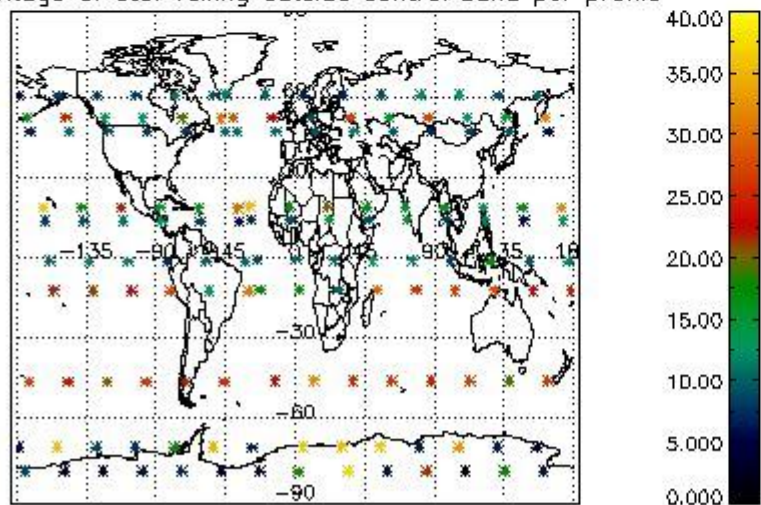
Percentage of cosmic ray hits per profile



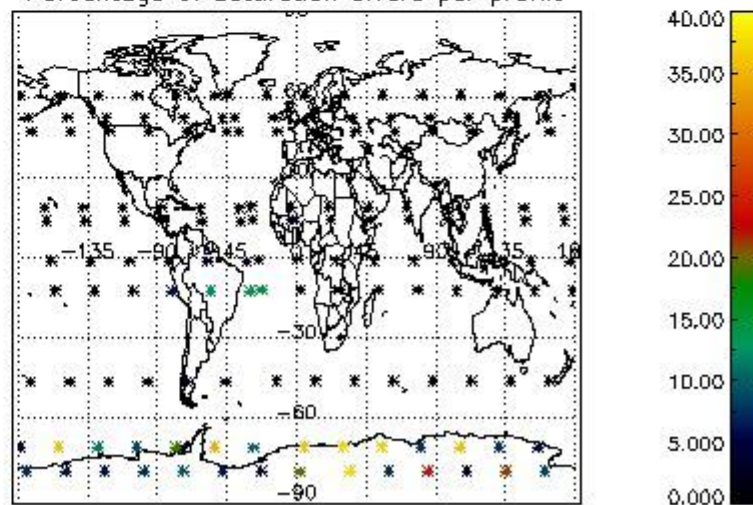
Percentage of datation errors per profile



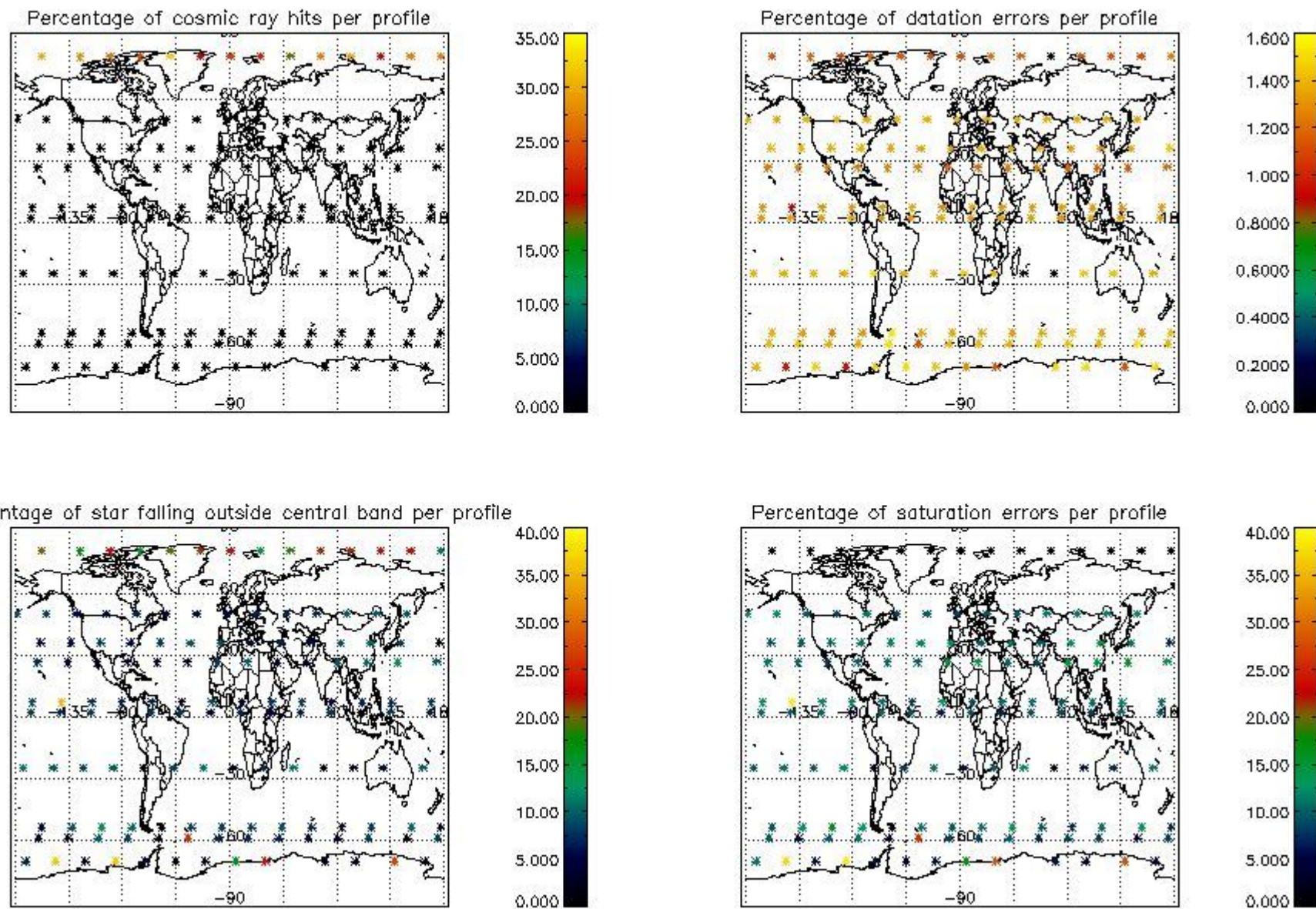
Percentage of star falling outside central band per profile



Percentage of saturation errors per profile



4.2.2 Plot level 1 quality information per product (world map): ENVISAT DESCENDING passes



5. Trace gas profiles

5.1 Ozone statistics based on quality of products

The final quality of the products can be "measured" using the STD (Standard Deviation) attached to every point profile. This information is written to the parameter GOM_NL__2P/NL_LOCAL_SPECIES_DENSITY/o3_std of the level 2 products. The table below shows the statistics for given STD ranges.

The statistics are given with respect to the overall valid production:

- Products without fatal errors: GOM_NL__2P/MPH/PRODUCT_ERR=0
- Valid point profile: GOM_NL__2P/NL_LOCAL_SPECIES_DENSITY/pcd(0)=0

The 'Criteria' is applied to valid points of dark limb products:

- Products in dark limb illumination condition: GOM_NL__2P/NL_SUMMARY_QUALITY/obs_ill_cond=0
- Products without fatal errors: GOM_NL__2P/MPH/PRODUCT_ERR=0
- Valid point profile: GOM_NL__2P/NL_LOCAL_SPECIES_DENSITY/pcd(0)=0

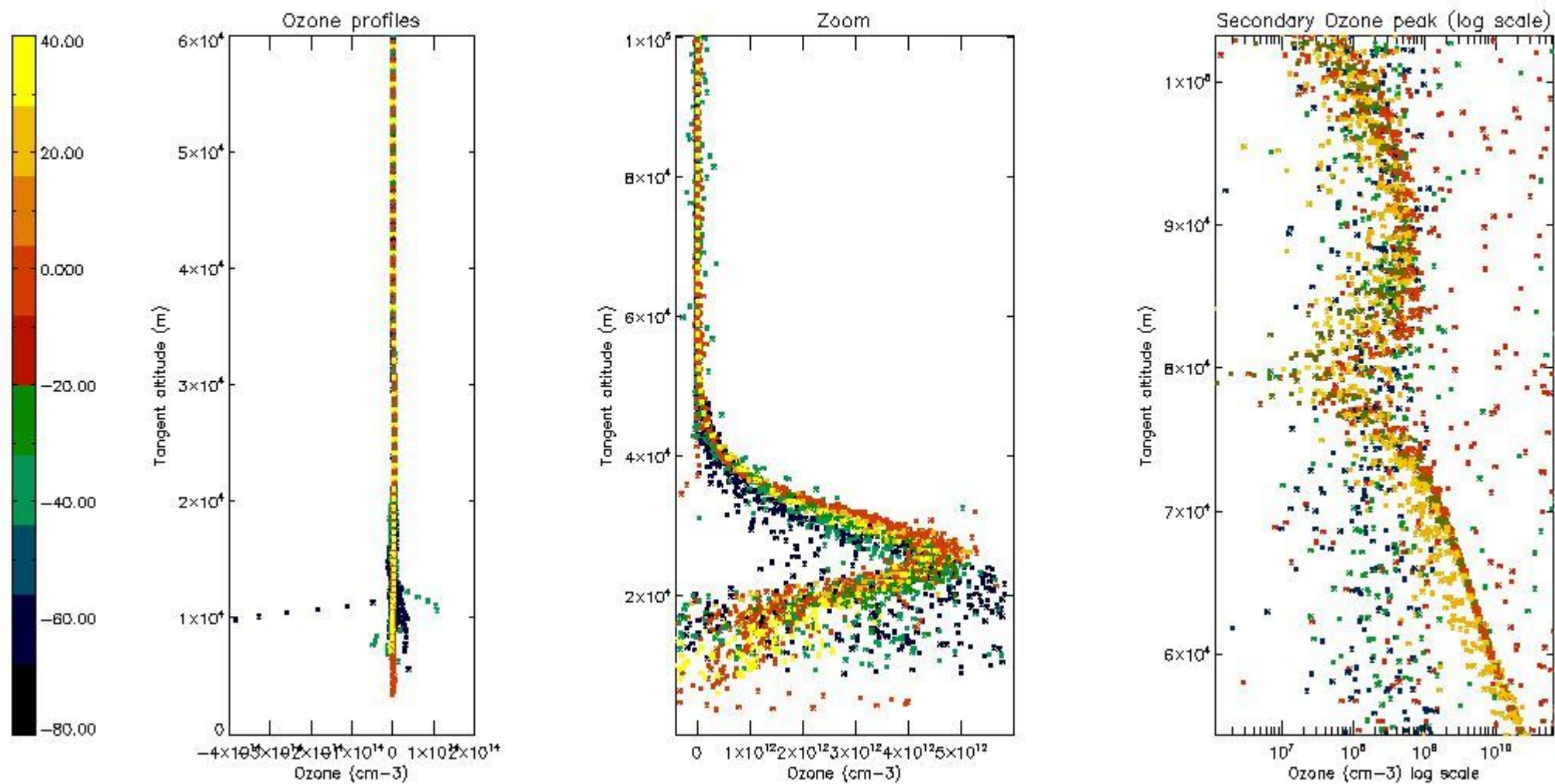
So, the table below shows the percentage of dark limb and valid observations for each criteria with respect to the overall valid daily observations.

Criteria	% of total production
All STD	41
STD < 20	20

STD < 10	14
STD < 5	10

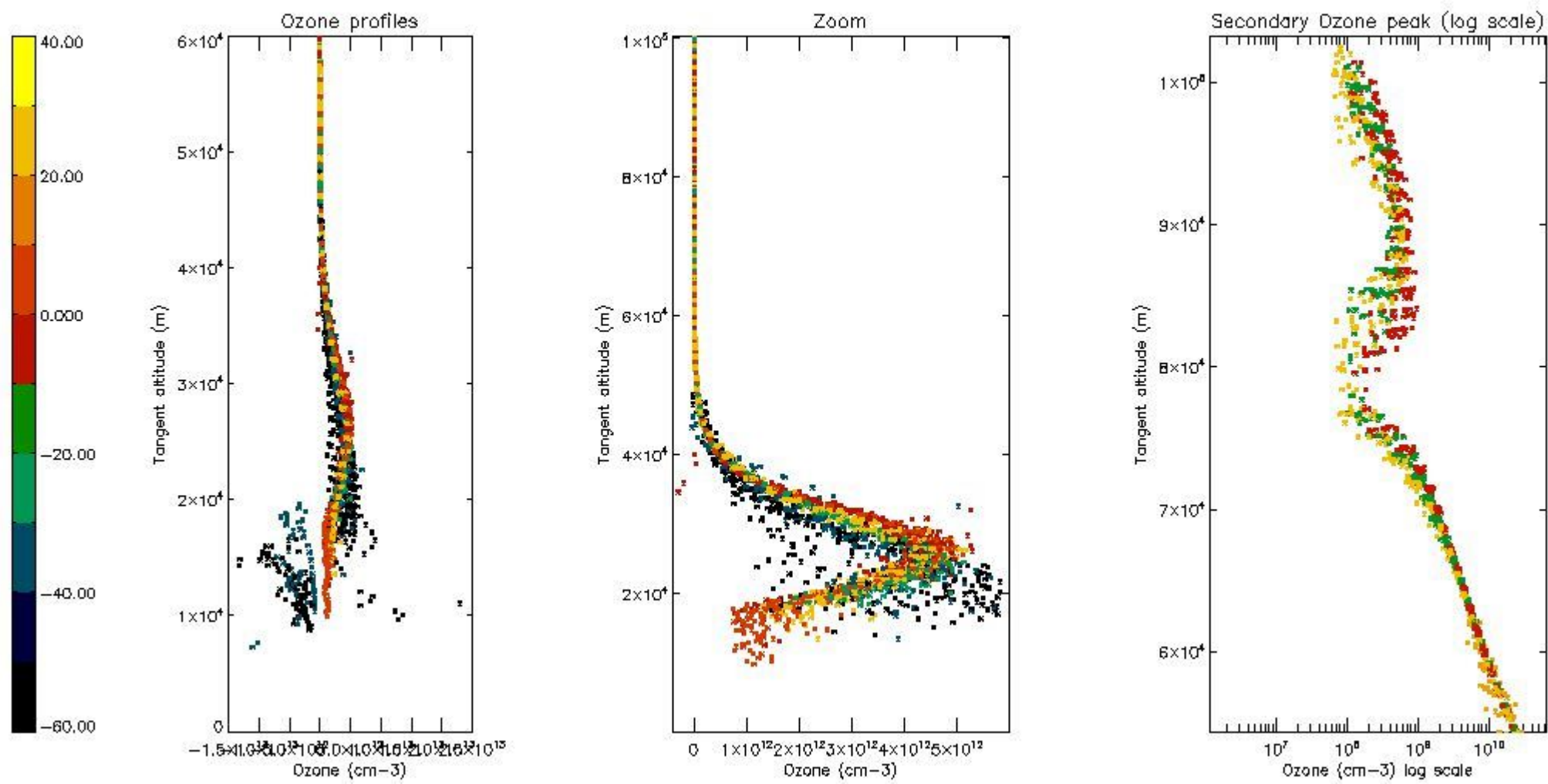
5.2 Plot ozone profiles for all STD (dark without errors)

The colorbar represents the latitude.



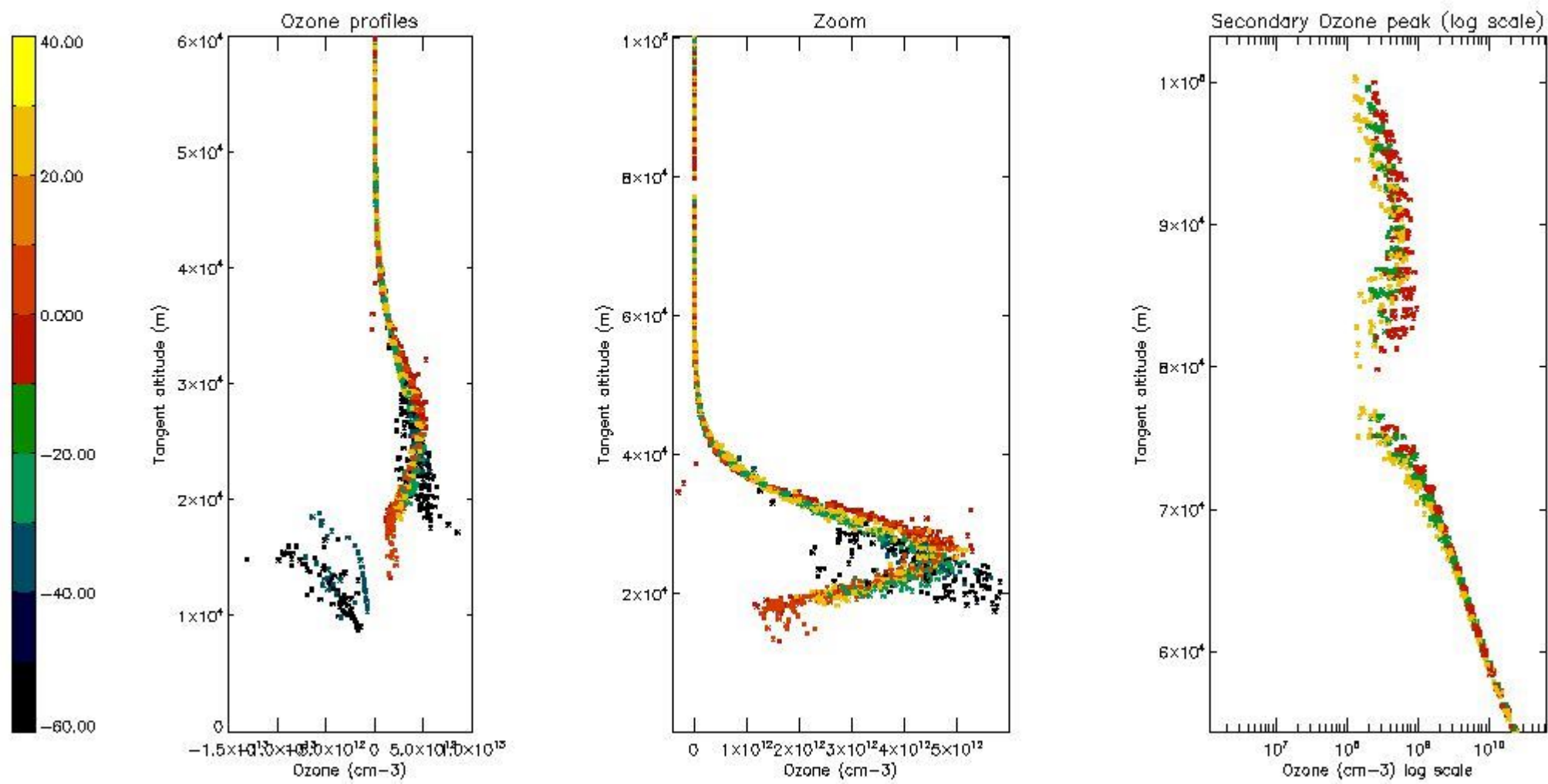
5.3 Plot ozone profiles where STD < 20% (dark without errors)

The colorbar represents the latitude.



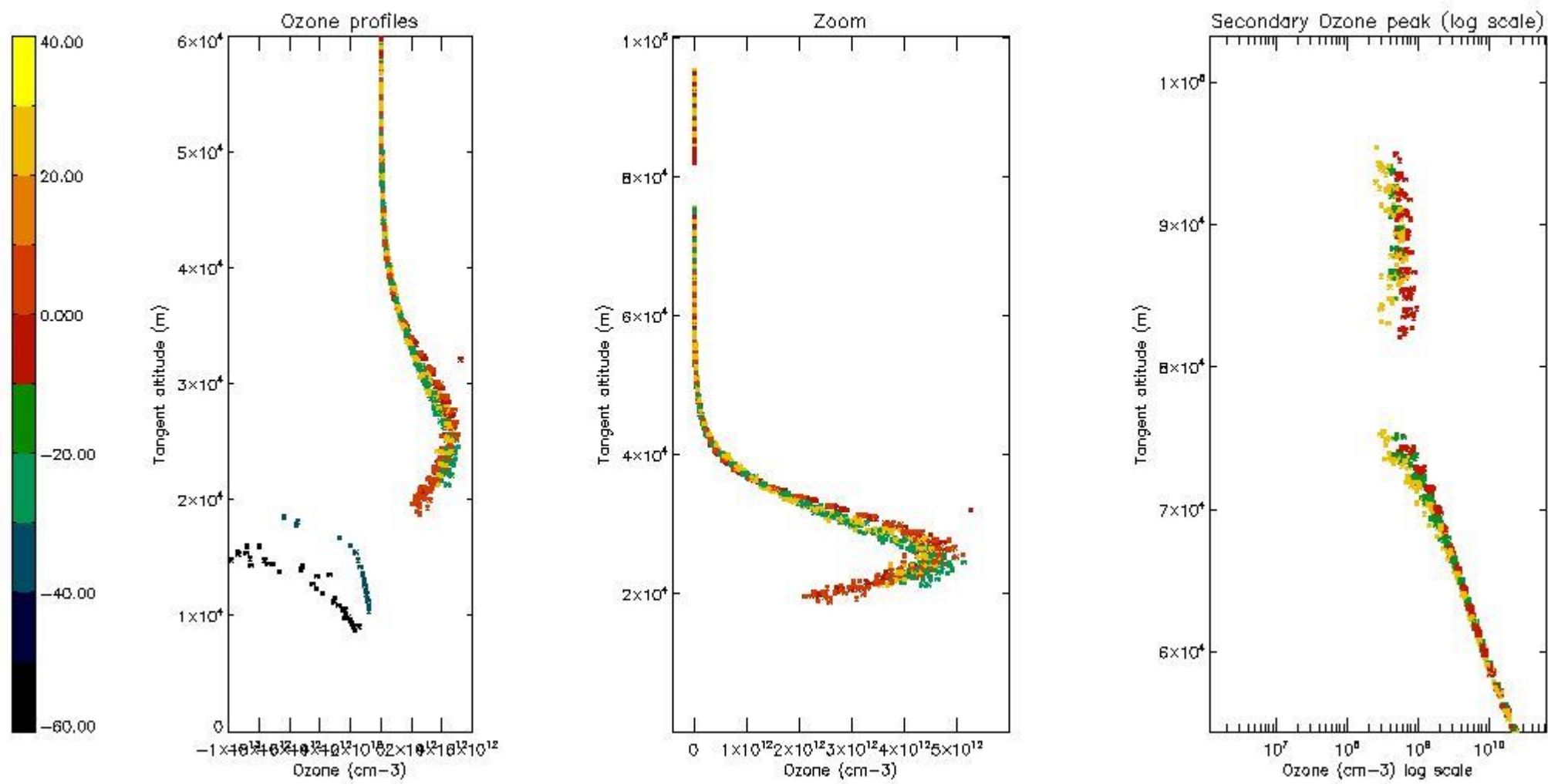
5.4 Plot ozone profiles where STD < 10% (dark without errors)

The colorbar represents the latitude.



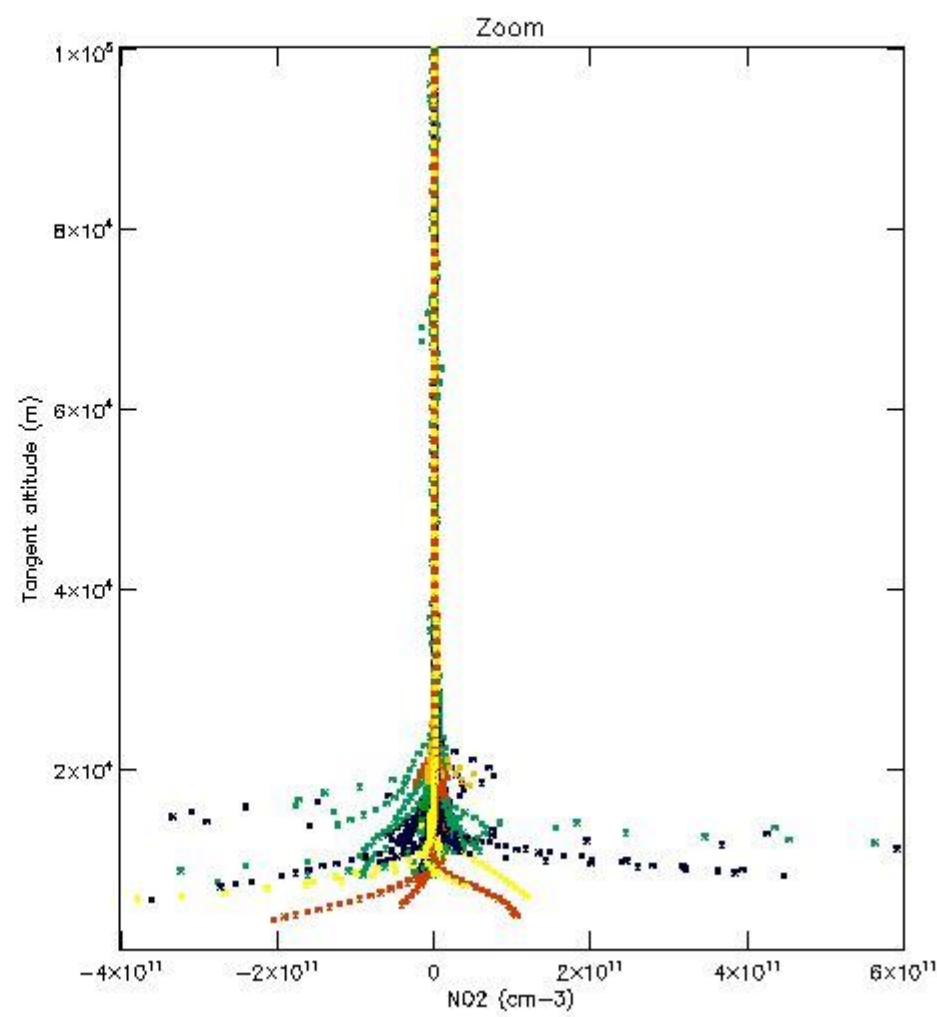
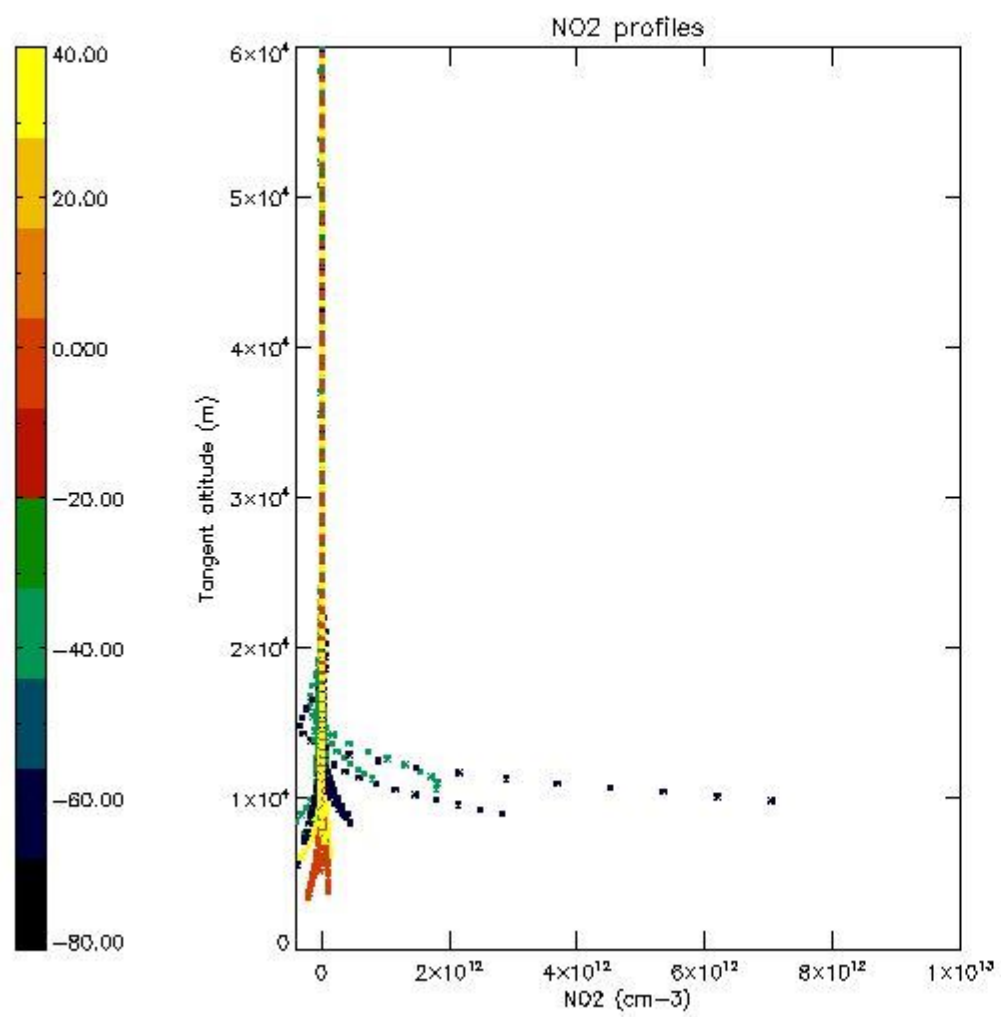
5.5 Plot ozone profiles where STD < 5% (dark without errors)

The colorbar represents the latitude.



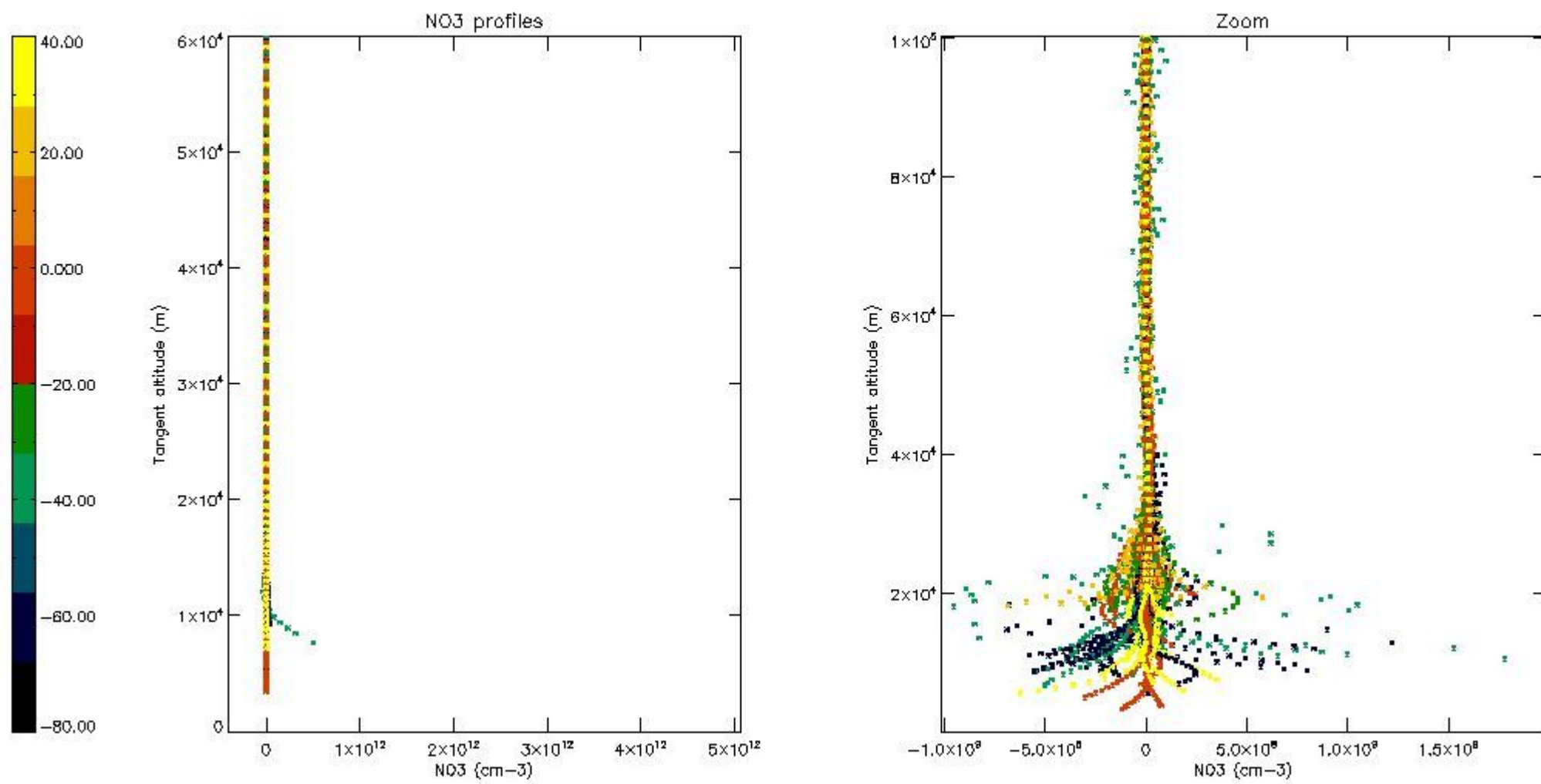
5.6 Plot NO₂ profiles for all STD (dark without errors)

The colorbar represents the latitude.



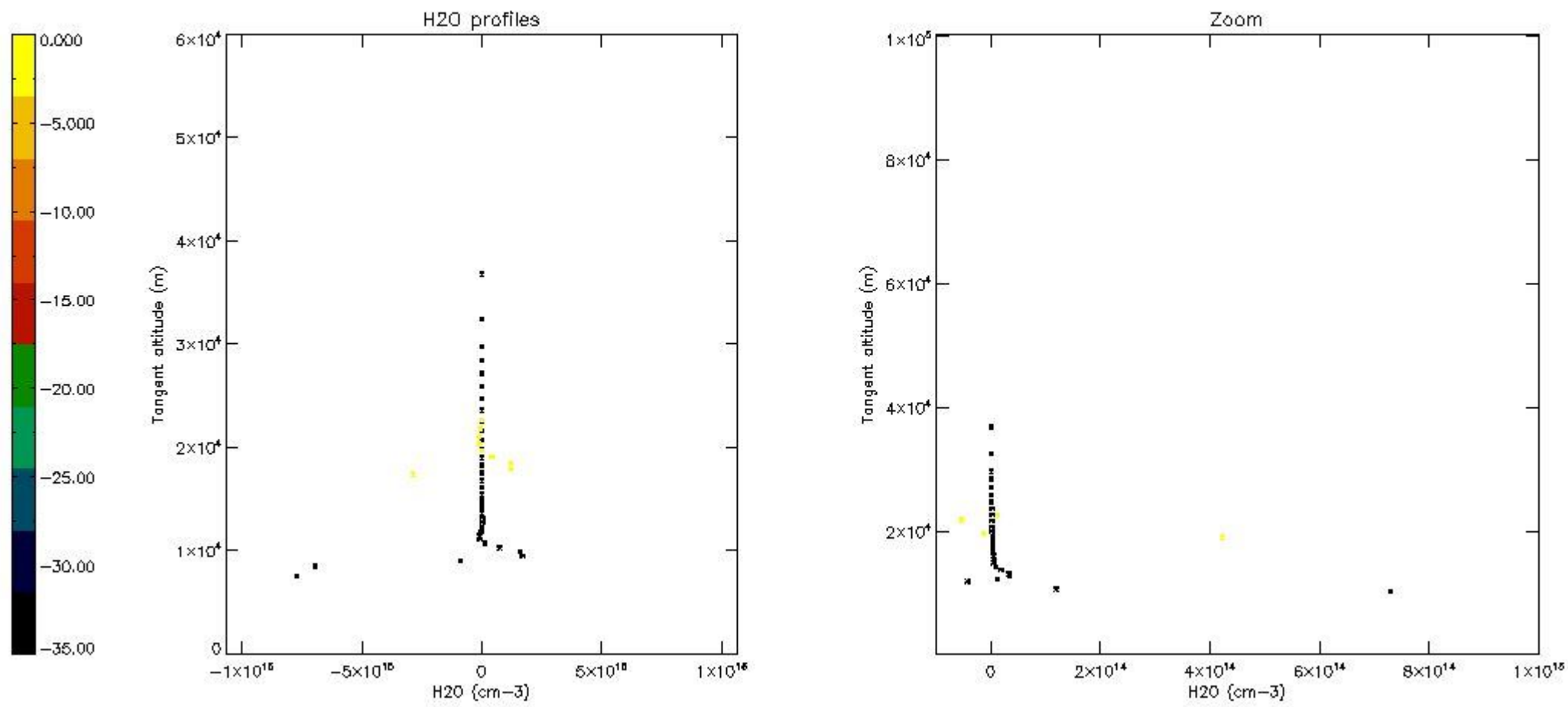
5.7 Plot NO3 profiles for all STD (dark without errors)

The colorbar represents the latitude.



5.8 Plot H₂O profiles for all STD (only for occultations of stars 1,2,3,4,13,14,16,26,63 dark without errors)

The colorbar represents the latitude.



6. Auxiliary Data Files used for the production reported in section 2

The number reported in the third column indicates since which file (see list in section 2) the corresponding auxiliary file has been used. The fourth column is the date of those product files.

Type	Auxiliary Filename	Used since product	Used since product date
INST_PHYS_CHARACTERISTICS	GOM_INS_AXVIEC20091111_143220_20030716_120000_20500101_000000	1	13-OCT-2008 00:08:11
LEVEL-2_PROC_CONFIG	GOM_PR2_AXVIEC20091111_152718_20020301_000000_20500101_000000	1	13-OCT-2008 00:08:11
CROSS_SECTIONS_FILE	GOM_CRS_AXVIEC20091111_154832_20020301_000000_20500101_000000	1	13-OCT-2008 00:08:11

GOMOS Level 2 Daily Report

SUMMARY

[1. General Info](#)

[2. Summary of processed GOM_NL_2P products](#)

[3. Level 2 Quality information per product](#)

[3.1 Plot of level 2 quality information per product \(time dependant\)](#)

[3.2 Plot of level 2 quality information per product \(world map\)](#)

[4. Level 1 Quality information per product \(stored on level 2 products\)](#)

[4.1 Plot of level 1 quality information per product \(time dependant\)](#)

[4.1.1 Plot of level 1 quality information per product \(time dependant\): ASCENDING](#)

[4.1.2 Plot of level 1 quality information per product \(time dependant\): DESCENDING](#)

[4.2 Plot of level 1 quality information per product \(world map\)](#)

[4.2.1 Plot of level 1 quality information per product \(world map\): ASCENDING](#)

[4.2.2 Plot of level 1 quality information per product \(world map\): DESCENDING](#)

[5. Ozone profiles based on quality statistics and other trace gas profiles](#)

[5.1 Ozone statistics based on quality of products](#)

[5.2 Plot ozone profiles for all STD \(dark without errors\)](#)

[5.3 Plot ozone profiles where STD < 20% \(dark without errors\)](#)

[5.4. Plot ozone profiles where STD < 10% \(dark without errors\)](#)

[5.5. Plot ozone profiles where STD < 5% \(dark without errors\)](#)

[5.6 Plot NO2 profiles for all STD \(dark without errors\)](#)

[5.7 Plot NO3 profiles for all STD \(dark without errors\)](#)

[5.8 Plot H2O profiles \(only for occultations of stars 1,2,3,4,13,14,16,26,63 dark without errors\) for all STD](#)

[6. Auxiliary Data Files used for the production reported in section 2](#)

This report presents the daily analysis on parameters extracted from GOMOS level 2 data (GOM_NL__2P). It is intended to monitor some important parameters that will impact the quality of these products. A list of level 2 products (and content) that have arrived during the reporting day to the PCF is also given.

Item	Value
Time of report generation	25APR2013 20:56:29
Data source version	GOMOS/6.01
Start time of products	13-10-2008 (13OCT2008 00:00:00)
Stop time of products	14-10-2008 (14OCT2008 00:00:00)
Store outputs in DB	Yes
Nb of level 2 prods	286
Nb of prods with errors	0

2. Summary of processed GOM_NL__2P products.

Nr	Filename	UTC Start time	Limb	Duration	Star Id	Star Name	Star Mag	Star Temp	Nb Meas	Orbit	Prod. error
1	GOM_NL__2PRFIN20081013_000811_000000522072_00488_34610_3652.N1	13-OCT-2008 00:08:11	Dark	52.000	65	Lam Vel	2.2040	4400.0	104	34610	No
2	GOM_NL__2PRFIN20081013_001116_000000432072_00488_34610_3653.N1	13-OCT-2008 00:11:16	Dark	42.500	34	Gam2Vel	1.7930	23000.	85	34610	No
3	GOM_NL__2PRFIN20081013_001529_000000432072_00489_34611_3651.N1	13-OCT-2008 00:15:29	Dark	42.500	161	Tau Pup	2.9310	4500.0	85	34611	No
4	GOM_NL__2PRFIN20081013_001651_000000562072_00489_34611_3652.N1	13-OCT-2008 00:16:51	Dark	55.500	2	Alp Car	-0.73600	7000.0	111	34611	No
5	GOM_NL__2PRFIN20081013_002456_000000392072_00489_34611_3653.N1	13-OCT-2008 00:24:56	Dark	38.500	143	Alp Hyi	2.8570	7200.0	77	34611	No
6	GOM_NL__2PRFIN20081013_002623_000000502072_00489_34611_3654.N1	13-OCT-2008 00:26:23	Dark	49.500	9	Alp Eri	0.45300	24000.	99	34611	No
7	GOM_NL__2PRFIN20081013_002849_000000452072_00489_34611_3655.N1	13-OCT-2008 00:28:49	Straylight	44.500	157	The1Eri	2.9060	9300.0	89	34611	No
8	GOM_NL__2PRFIN20081013_003805_000000452072_00489_34611_3656.N1	13-OCT-2008 00:38:05	Straylight	44.500	52	16Bet Cet	2.0370	4500.0	89	34611	No
9	GOM_NL__2PRFIN20081013_004749_000000372072_00489_34611_3657.N1	13-OCT-2008 00:47:49	Bright	37.000	140	88Gam Peg	2.8340	26000.	74	34611	No
10	GOM_NL__2PRFIN20081013_005148_000000372072_00489_34611_3658.N1	13-OCT-2008 00:51:48	Bright	36.500	58	21Alp And	2.0730	11000.	73	34611	No
11	GOM_NL__2PRFIN20081013_005430_000000442072_00489_34611_3659.N1	13-OCT-2008 00:54:30	Bright	43.500	53	43Bet And	2.0480	3300.0	87	34611	No
12	GOM_NL__2PRFIN20081013_005956_000000392072_00489_34611_3660.N1	13-OCT-2008 00:59:56	Bright	38.500	68	18Alp Cas	2.2250	4500.0	77	34611	No
13	GOM_NL__2PRFIN20081013_010119_000000382072_00489_34611_3661.N1	13-OCT-2008 01:01:19	Bright	38.000	76	27Gam Cas	2.3000	30000.	76	34611	No
14	GOM_NL__2PRFIN20081013_010849_000000352072_00489_34611_3662.N1	13-OCT-2008 01:08:49	Bright	35.000	49	1Alp UMi	1.9900	6300.0	70	34611	No
15	GOM_NL__2PRFIN20081013_011701_000000372072_00489_34611_3663.N1	13-OCT-2008 01:17:01	Bright	37.000	36	50Alp UMa	1.8000	6300.0	74	34611	No
16	GOM_NL__2PRFIN20081013_011834_000000362072_00489_34611_3664.N1	13-OCT-2008 01:18:34	Bright	36.000	82	48Bet UMa	2.3650	10600.	72	34611	No
17	GOM_NL__2PRFIN20081013_012155_000000342072_00489_34611_3665.N1	13-OCT-2008 01:21:55	Bright	33.500	174	52Psi UMa	3.0040	4400.0	67	34611	No
18	GOM_NL__2PRFIN20081013_012848_000000472072_00489_34611_3666.N1	13-OCT-2008 01:28:48	Bright	46.500	166	17Eps Leo	2.9800	6000.0	93	34611	No
19	GOM_NL__2PRFIN20081013_013201_000000402072_00489_34611_3667.N1	13-OCT-2008 01:32:01	Bright	39.500	22	32Alp Leo	1.3600	15200.	79	34611	No
20	GOM_NL__2PRFIN20081013_013913_000000532072_00489_34611_3668.N1	13-OCT-2008 01:39:13	Dark	53.000	48	30Alp Hya	1.9770	4100.0	106	34611	No
21	GOM_NL__2PRFIN20081013_014848_000000412072_00489_34611_3669.N1	13-OCT-2008 01:48:48	Dark	41.000	65	Lam Vel	2.2040	4400.0	82	34611	No
22	GOM_NL__2PRFIN20081013_015153_000000412072_00489_34611_3670.N1	13-OCT-2008 01:51:53	Dark	41.000	34	Gam2Vel	1.7930	23000.	82	34611	No
23	GOM_NL__2PRFIN20081013_015606_000000432072_00490_34612_3662.N1	13-OCT-2008 01:56:06	Dark	43.000	161	Tau Pup	2.9310	4500.0	86	34612	No
24	GOM_NL__2PRFIN20081013_015728_000000482072_00490_34612_3663.N1	13-OCT-2008 01:57:28	Dark	47.500	2	Alp Car	-0.73600	7000.0	95	34612	No
25	GOM_NL__2PRFIN20081013_020532_000000372072_00490_34612_3664.N1	13-OCT-2008 02:05:32	Dark	37.000	143	Alp Hyi	2.8570	7200.0	74	34612	No
26	GOM_NL__2PRFIN20081013_020659_000000422072_00490_34612_3665.N1	13-OCT-2008 02:06:59	Dark	42.000	9	Alp Eri	0.45300	24000.	84	34612	No
27	GOM_NL__2PRFIN20081013_020925_000000462072_00490_34612_3666.N1	13-OCT-2008 02:09:25	Straylight	45.500	157	The1Eri	2.9060	9300.0	91	34612	No
28	GOM_NL__2PRFIN20081013_021841_000000402072_00490_34612_3667.N1	13-OCT-2008 02:18:41	Straylight	40.000	52	16Bet Cet	2.0370	4500.0	80	34612	No
29	GOM_NL__2PRFIN20081013_022825_000000372072_00490_34612_3668.N1	13-OCT-2008 02:28:25	Bright	36.500	140	88Gam Peg	2.8340	26000.	73	34612	No
30	GOM_NL__2PRFIN20081013_023224_000000382072_00490_34612_3669.N1	13-OCT-2008 02:32:24	Bright	38.000	58	21Alp And	2.0730	11000.	76	34612	No
31	GOM_NL__2PRFIN20081013_023505_000000432072_00490_34612_3670.N1	13-OCT-2008 02:35:05	Bright	43.000	53	43Bet And	2.0480	3300.0	86	34612	No
32	GOM_NL__2PRFIN20081013_024032_000000382072_00490_34612_3671.N1	13-OCT-2008 02:40:32	Bright	38.000	68	18Alp Cas	2.2250	4500.0	76	34612	No
33	GOM_NL__2PRFIN20081013_024154_000000372072_00490_34612_3672.N1	13-OCT-2008 02:41:54	Bright	36.500	76	27Gam Cas	2.3000	30000.	73	34612	No
34	GOM_NL__2PRFIN20081013_024925_000000352072_00490_34612_3673.N1	13-OCT-2008 02:49:25	Bright	34.500	49	1Alp UMi	1.9900	6300.0	69	34612	No
35	GOM_NL__2PRFIN20081013_025737_000000352072_00490_34612_3674.N1	13-OCT-2008 02:57:37	Bright	35.000	36	50Alp UMa	1.8000	6300.0	70	34612	No
36	GOM_NL__2PRFIN20081013_025910_000000352072_00490_34612_3675.N1	13-OCT-2008 02:59:10	Bright	35.000	82	48Bet UMa	2.3650	10600.	70	34612	No
37	GOM_NL__2PRFIN20081013_030232_000000342072_00490_34612_3676.N1	13-OCT-2008 03:02:32	Bright	33.500	174	52Psi UMa	3.0040	4400.0	67	34612	No
38	GOM_NL__2PRFIN20081013_030924_000000402072_00490_34612_3677.N1	13-OCT-2008 03:09:24	Bright	40.000	166	17Eps Leo	2.9800	6000.0	80	34612	No
39	GOM_NL__2PRFIN20081013_031237_000000562072_00490_34612_3678.N1	13-OCT-2008 03:12:37	Bright	56.000	22	32Alp Leo	1.3600	15200.	112	34612	No
40	GOM_NL__2PRFIN20081013_031950_000000512072_00490_34612_3679.N1	13-OCT-2008 03:19:50	Dark	50.500	48	30Alp Hya	1.9770	4100.0	101	34612	No
41	GOM_NL__2PRFIN20081013_032925_000000492072_00490_34612_3680.N1	13-OCT-2008 03:29:25	Dark	49.000	65	Lam Vel	2.2040	4400.0	98	34612	No
42	GOM_NL__2PRFIN20081013_033230_000000412072_00490_34612_3681.N1	13-OCT-2008 03:32:30	Dark	40.500	34	Gam2Vel	1.7930	23000.	81	34612	No

43	GOM_NL__2PRFIN20081013_033643_000000452072_00491_34613_3682.N1	13-OCT-2008 03:36:43	Dark	44.500	161	Tau Pup	2.9310	4500.0	89	34613	No
44	GOM_NL__2PRFIN20081013_033805_000000472072_00491_34613_3683.N1	13-OCT-2008 03:38:05	Dark	46.500	2	Alp Car	-0.73600	7000.0	93	34613	No
45	GOM_NL__2PRFIN20081013_034608_000000382072_00491_34613_3684.N1	13-OCT-2008 03:46:08	Dark	37.500	143	Alp Hyi	2.8570	7200.0	75	34613	No
46	GOM_NL__2PRFIN20081013_034735_000000402072_00491_34613_3685.N1	13-OCT-2008 03:47:35	Dark	39.500	9	Alp Eri	0.45300	24000.	79	34613	No
47	GOM_NL__2PRFIN20081013_035002_000000442072_00491_34613_3686.N1	13-OCT-2008 03:50:02	Straylight	44.000	157	The1Eri	2.9060	9300.0	88	34613	No
48	GOM_NL__2PRFIN20081013_035917_000000452072_00491_34613_3687.N1	13-OCT-2008 03:59:17	Straylight	45.000	52	16Bet Cet	2.0370	4500.0	90	34613	No
49	GOM_NL__2PRFIN20081013_040901_000000372072_00491_34613_3688.N1	13-OCT-2008 04:09:01	Bright	36.500	140	88Gam Peg	2.8340	26000.	73	34613	No
50	GOM_NL__2PRFIN20081013_041300_000000382072_00491_34613_3689.N1	13-OCT-2008 04:13:00	Bright	37.500	58	21Alp And	2.0730	11000.	75	34613	No
51	GOM_NL__2PRFIN20081013_041541_000000432072_00491_34613_3690.N1	13-OCT-2008 04:15:41	Bright	42.500	53	43Bet And	2.0480	3300.0	85	34613	No
52	GOM_NL__2PRFIN20081013_042108_000000382072_00491_34613_3691.N1	13-OCT-2008 04:21:08	Bright	37.500	68	18Alp Cas	2.2250	4500.0	75	34613	No
53	GOM_NL__2PRFIN20081013_042230_000000382072_00491_34613_3692.N1	13-OCT-2008 04:22:30	Bright	38.000	76	27Gam Cas	2.3000	30000.	76	34613	No
54	GOM_NL__2PRFIN20081013_043001_000000322072_00491_34613_3693.N1	13-OCT-2008 04:30:01	Bright	31.500	49	1Alp UMi	1.9900	6300.0	63	34613	No
55	GOM_NL__2PRFIN20081013_043813_000000372072_00491_34613_3694.N1	13-OCT-2008 04:38:13	Bright	36.500	36	50Alp UMa	1.8000	6300.0	73	34613	No
56	GOM_NL__2PRFIN20081013_043946_000000352072_00491_34613_3695.N1	13-OCT-2008 04:39:46	Bright	35.000	82	48Bet UMa	2.3650	10600.	70	34613	No
57	GOM_NL__2PRFIN20081013_045000_000000412072_00491_34613_3696.N1	13-OCT-2008 04:50:00	Bright	40.500	166	17Eps Leo	2.9800	6000.0	81	34613	No
58	GOM_NL__2PRFIN20081013_045314_000000452072_00491_34613_3697.N1	13-OCT-2008 04:53:14	Bright	45.000	22	32Alp Leo	1.3600	15200.	90	34613	No
59	GOM_NL__2PRFIN20081013_050026_000000532072_00491_34613_3698.N1	13-OCT-2008 05:00:26	Dark	53.000	48	30Alp Hya	1.9770	4100.0	106	34613	No
60	GOM_NL__2PRFIN20081013_051001_000000472072_00491_34613_3699.N1	13-OCT-2008 05:10:01	Dark	46.500	65	Lam Vel	2.2040	4400.0	93	34613	No
61	GOM_NL__2PRFIN20081013_051307_000000432072_00491_34613_3700.N1	13-OCT-2008 05:13:07	Dark	42.500	34	Gam2Vel	1.7930	23000.	85	34613	No
62	GOM_NL__2PRFIN20081013_051720_000000452072_00492_34614_3696.N1	13-OCT-2008 05:17:20	Dark	44.500	161	Tau Pup	2.9310	4500.0	89	34614	No
63	GOM_NL__2PRFIN20081013_051842_000000512072_00492_34614_3697.N1	13-OCT-2008 05:18:42	Dark	50.500	2	Alp Car	-0.73600	7000.0	101	34614	No
64	GOM_NL__2PRFIN20081013_052645_000000382072_00492_34614_3698.N1	13-OCT-2008 05:26:45	Dark	38.000	143	Alp Hyi	2.8570	7200.0	76	34614	No
65	GOM_NL__2PRFIN20081013_052811_000000402072_00492_34614_3699.N1	13-OCT-2008 05:28:11	Dark	39.500	9	Alp Eri	0.45300	24000.	79	34614	No
66	GOM_NL__2PRFIN20081013_053038_000000452072_00492_34614_3700.N1	13-OCT-2008 05:30:38	Straylight	44.500	157	The1Eri	2.9060	9300.0	89	34614	No
67	GOM_NL__2PRFIN20081013_053953_000000452072_00492_34614_3701.N1	13-OCT-2008 05:39:53	Straylight	45.000	52	16Bet Cet	2.0370	4500.0	90	34614	No
68	GOM_NL__2PRFIN20081013_054937_000000372072_00492_34614_3702.N1	13-OCT-2008 05:49:37	Bright	36.500	140	88Gam Peg	2.8340	26000.	73	34614	No
69	GOM_NL__2PRFIN20081013_055336_000000362072_00492_34614_3703.N1	13-OCT-2008 05:53:36	Bright	36.000	58	21Alp And	2.0730	11000.	72	34614	No
70	GOM_NL__2PRFIN20081013_055617_000000402072_00492_34614_3704.N1	13-OCT-2008 05:56:17	Bright	39.500	53	43Bet And	2.0480	3300.0	79	34614	No
71	GOM_NL__2PRFIN20081013_060143_000000382072_00492_34614_3705.N1	13-OCT-2008 06:01:43	Bright	38.000	68	18Alp Cas	2.2250	4500.0	76	34614	No
72	GOM_NL__2PRFIN20081013_060306_000000382072_00492_34614_3706.N1	13-OCT-2008 06:03:06	Bright	38.000	76	27Gam Cas	2.3000	30000.	76	34614	No
73	GOM_NL__2PRFIN20081013_061037_000000372072_00492_34614_3707.N1	13-OCT-2008 06:10:37	Bright	37.000	49	1Alp UMi	1.9900	6300.0	74	34614	No
74	GOM_NL__2PRFIN20081013_061849_000000382072_00492_34614_3708.N1	13-OCT-2008 06:18:49	Bright	37.500	36	50Alp UMa	1.8000	6300.0	75	34614	No
75	GOM_NL__2PRFIN20081013_062022_000000362072_00492_34614_3709.N1	13-OCT-2008 06:20:22	Bright	36.000	82	48Bet UMa	2.3650	10600.	72	34614	No
76	GOM_NL__2PRFIN20081013_062344_000000452072_00492_34614_3710.N1	13-OCT-2008 06:23:44	Bright	44.500	174	52Psi UMa	3.0040	4400.0	89	34614	No
77	GOM_NL__2PRFIN20081013_063037_000000422072_00492_34614_3711.N1	13-OCT-2008 06:30:37	Bright	42.000	166	17Eps Leo	2.9800	6000.0	84	34614	No
78	GOM_NL__2PRFIN20081013_063350_000000402072_00492_34614_3712.N1	13-OCT-2008 06:33:50	Bright	40.000	22	32Alp Leo	1.3600	15200.	80	34614	No
79	GOM_NL__2PRFIN20081013_064103_000000502072_00492_34614_3713.N1	13-OCT-2008 06:41:03	Dark	49.500	48	30Alp Hya	1.9770	4100.0	99	34614	No
80	GOM_NL__2PRFIN20081013_065038_000000462072_00492_34614_3714.N1	13-OCT-2008 06:50:38	Dark	45.500	65	Lam Vel	2.2040	4400.0	91	34614	No
81	GOM_NL__2PRFIN20081013_065343_000000432072_00492_34614_3715.N1	13-OCT-2008 06:53:43	Dark	42.500	34	Gam2Vel	1.7930	23000.	85	34614	No
82	GOM_NL__2PRFIN20081013_065757_000000442072_00493_34615_3708.N1	13-OCT-2008 06:57:57	Dark	44.000	161	Tau Pup	2.9310	4500.0	88	34615	No
83	GOM_NL__2PRFIN20081013_065918_000000482072_00493_34615_3709.N1	13-OCT-2008 06:59:18	Dark	48.000	2	Alp Car	-0.73600	7000.0	96	34615	No
84	GOM_NL__2PRFIN20081013_070721_000000382072_00493_34615_3710.N1	13-OCT-2008 07:07:21	Dark	38.000	143	Alp Hyi	2.8570	7200.0	76	34615	No
85	GOM_NL__2PRFIN20081013_070848_000000452072_00493_34615_3711.N1	13-OCT-2008 07:08:48	Dark	45.000	9	Alp Eri	0.45300	24000.	90	34615	No
86	GOM_NL__2PRFIN20081013_071115_000000452072_00493_34615_3712.N1	13-OCT-2008 07:11:15	Straylight	44.500	157	The1Eri	2.9060	9300.0	89	34615	No
87	GOM_NL__2PRFIN20081013_072029_000000442072_00493_34615_3713.N1	13-OCT-2008 07:20:29	Straylight	44.000	52	16Bet Cet	2.0370	4500.0	88	34615	No
88	GOM_NL__2PRFIN20081013_073013_000000362072_00493_34615_3714.N1	13-OCT-2008 07:30:13	Bright	36.000	140	88Gam Peg	2.8340	26000.	72	34615	No
89	GOM_NL__2PRFIN20081013_073411_000000372072_00493_34615_3715.N1	13-OCT-2008 07:34:11	Bright	36.500	58	21Alp And	2.0730	11000.	73	34615	No
90	GOM_NL__2PRFIN20081013_073652_000000402072_00493_34615_3716.N1	13-OCT-2008 07:36:52	Bright	40.000	53	43Bet And	2.0480	3300.0	80	34615	No
91	GOM_NL__2PRFIN20081013_074219_000000382072_00493_34615_3717.N1	13-OCT-2008 07:42:19	Bright	38.000	68	18Alp Cas	2.2250	4500.0	76	34615	No
92	GOM_NL__2PRFIN20081013_074342_000000372072_00493_34615_3718.N1	13-OCT-2008 07:43:42	Bright	36.500	76	27Gam Cas	2.3000	30000.	73	34615	No
93	GOM_NL__2PRFIN20081013_075113_000000362072_00493_34615_3719.N1	13-OCT-2008 07:51:13	Bright	35.500	49	1Alp UMi	1.9900	6300.0	71	34615	No
94	GOM_NL__2PRFIN20081013_075925_000000372072_00493_34615_3720.N1	13-OCT-2008 07:59:25	Bright	37.000	36	50Alp UMa	1.8000	6300.0	74	34615	No
95	GOM_NL__2PRFIN20081013_080058_000000362072_00493_34615_3721.N1	13-OCT-2008 08:00:58	Bright	35.500	82	48Bet UMa	2.3650	10600.	71	34615	No
96	GOM_NL__2PRFIN20081013_080420_000000392072_00493_34615_3722.N1	13-OCT-2008 08:04:20	Bright	39.000	174	52Psi UMa	3.0040	4400.0	78	34615	No
97	GOM_NL__2PRFIN20081013_081113_000000412072_00493_34615_3723.N1	13-OCT-2008 08:11:13	Bright	41.000	166	17Eps Leo	2.9800	6000.0	82	34615	No
98	GOM_NL__2PRFIN20081013_081426_000000412072_00493_34615_3724.N1	13-OCT-2008 08:14:26	Bright	40.500	22	32Alp Leo	1.3600	15200.	81	34615	No
99	GOM_NL__2PRFIN20081013_082139_000000522072_00493_34615_3725.N1	13-OCT-2008 08:21:39	Dark	52.000	48	30Alp Hya	1.9770	4100.0	104	34615	No
100	GOM_NL__2PRFIN20081013_083114_000000462072_00493_34615_3726.N1	13-OCT-2008 08:31:14	Dark	46.000	65	Lam Vel	2.2040	4400.0	92	34615	No
101	GOM_NL__2PRFIN20081013_083420_000000422072_00493_34615_3727.N1	13-OCT-2008 08:34:20	Dark	42.000	34	Gam2Vel	1.7930	23000.	84	34615	No

102	GOM_NL__2PRFIN20081013_083833_000000442072_00494_34616_3721.N1	13-OCT-2008 08:38:33	Dark	43.500	161	Tau Pup	2.9310	4500.0	87	34616	No
103	GOM_NL__2PRFIN20081013_083955_000000612072_00494_34616_3722.N1	13-OCT-2008 08:39:55	Dark	61.000	2	Alp Car	-0.73600	7000.0	122	34616	No
104	GOM_NL__2PRFIN20081013_084757_000000372072_00494_34616_3723.N1	13-OCT-2008 08:47:57	Dark	37.000	143	Alp Hyi	2.8570	7200.0	74	34616	No
105	GOM_NL__2PRFIN20081013_084924_000000422072_00494_34616_3724.N1	13-OCT-2008 08:49:24	Dark	41.500	9	Alp Eri	0.45300	24000.	83	34616	No
106	GOM_NL__2PRFIN20081013_085151_000000432072_00494_34616_3725.N1	13-OCT-2008 08:51:51	Straylight	43.000	157	The1Eri	2.9060	9300.0	86	34616	No
107	GOM_NL__2PRFIN20081013_090105_000000442072_00494_34616_3726.N1	13-OCT-2008 09:01:05	Straylight	44.000	52	16Bet Cet	2.0370	4500.0	88	34616	No
108	GOM_NL__2PRFIN20081013_091049_000000362072_00494_34616_3727.N1	13-OCT-2008 09:10:49	Bright	36.000	140	88Gam Peg	2.8340	26000.	72	34616	No
109	GOM_NL__2PRFIN20081013_091447_000000362072_00494_34616_3728.N1	13-OCT-2008 09:14:47	Bright	36.000	58	21Alp And	2.0730	11000.	72	34616	No
110	GOM_NL__2PRFIN20081013_091728_000000422072_00494_34616_3729.N1	13-OCT-2008 09:17:28	Bright	42.000	53	43Bet And	2.0480	3300.0	84	34616	No
111	GOM_NL__2PRFIN20081013_092255_000000372072_00494_34616_3730.N1	13-OCT-2008 09:22:55	Bright	37.000	68	18Alp Cas	2.2250	4500.0	74	34616	No
112	GOM_NL__2PRFIN20081013_092417_000000382072_00494_34616_3731.N1	13-OCT-2008 09:24:17	Bright	37.500	76	27Gam Cas	2.3000	30000.	75	34616	No
113	GOM_NL__2PRFIN20081013_093149_000000342072_00494_34616_3732.N1	13-OCT-2008 09:31:49	Bright	34.000	49	1Alp UMi	1.9900	6300.0	68	34616	No
114	GOM_NL__2PRFIN20081013_094001_000000372072_00494_34616_3733.N1	13-OCT-2008 09:40:01	Bright	36.500	36	50Alp UMa	1.8000	6300.0	73	34616	No
115	GOM_NL__2PRFIN20081013_094134_000000362072_00494_34616_3734.N1	13-OCT-2008 09:41:34	Bright	35.500	82	48Bet UMa	2.3650	10600.	71	34616	No
116	GOM_NL__2PRFIN20081013_094456_000000352072_00494_34616_3735.N1	13-OCT-2008 09:44:56	Bright	34.500	174	52Psi UMa	3.0040	4400.0	69	34616	No
117	GOM_NL__2PRFIN20081013_095149_000000402072_00494_34616_3736.N1	13-OCT-2008 09:51:49	Bright	40.000	166	17Eps Leo	2.9800	6000.0	80	34616	No
118	GOM_NL__2PRFIN20081013_095503_000000562072_00494_34616_3737.N1	13-OCT-2008 09:55:03	Bright	56.000	22	32Alp Leo	1.3600	15200.	112	34616	No
119	GOM_NL__2PRFIN20081013_100216_000000542072_00494_34616_3738.N1	13-OCT-2008 10:02:16	Dark	54.000	48	30Alp Hya	1.9770	4100.0	108	34616	No
120	GOM_NL__2PRFIN20081013_101151_000000482072_00494_34616_3739.N1	13-OCT-2008 10:11:51	Dark	47.500	65	Lam Vel	2.2040	4400.0	95	34616	No
121	GOM_NL__2PRFIN20081013_101457_000000432072_00494_34616_3740.N1	13-OCT-2008 10:14:57	Dark	42.500	34	Gam2Vel	1.7930	23000.	85	34616	No
122	GOM_NL__2PRFIN20081013_101910_000000462072_00495_34617_5162.N1	13-OCT-2008 10:19:10	Dark	46.000	161	Tau Pup	2.9310	4500.0	92	34617	No
123	GOM_NL__2PRFIN20081013_102032_000000582072_00495_34617_5163.N1	13-OCT-2008 10:20:32	Dark	58.000	2	Alp Car	-0.73600	7000.0	116	34617	No
124	GOM_NL__2PRFIN20081013_102833_000000372072_00495_34617_5164.N1	13-OCT-2008 10:28:33	Dark	36.500	143	Alp Hyi	2.8570	7200.0	73	34617	No
125	GOM_NL__2PRFIN20081013_103000_000000502072_00495_34617_5165.N1	13-OCT-2008 10:30:00	Dark	49.500	9	Alp Eri	0.45300	24000.	99	34617	No
126	GOM_NL__2PRFIN20081013_103228_000000452072_00495_34617_5166.N1	13-OCT-2008 10:32:28	Straylight	44.500	157	The1Eri	2.9060	9300.0	89	34617	No
127	GOM_NL__2PRFIN20081013_104141_000000432072_00495_34617_5167.N1	13-OCT-2008 10:41:41	Straylight	43.000	52	16Bet Cet	2.0370	4500.0	86	34617	No
128	GOM_NL__2PRFIN20081013_105124_000000362072_00495_34617_5168.N1	13-OCT-2008 10:51:24	Bright	35.500	140	88Gam Peg	2.8340	26000.	71	34617	No
129	GOM_NL__2PRFIN20081013_105523_000000382072_00495_34617_5169.N1	13-OCT-2008 10:55:23	Bright	37.500	58	21Alp And	2.0730	11000.	75	34617	No
130	GOM_NL__2PRFIN20081013_105803_000000422072_00495_34617_5170.N1	13-OCT-2008 10:58:03	Bright	42.000	53	43Bet And	2.0480	3300.0	84	34617	No
131	GOM_NL__2PRFIN20081013_110330_000000392072_00495_34617_5171.N1	13-OCT-2008 11:03:30	Bright	39.000	68	18Alp Cas	2.2250	4500.0	78	34617	No
132	GOM_NL__2PRFIN20081013_110453_000000372072_00495_34617_5172.N1	13-OCT-2008 11:04:53	Bright	37.000	76	27Gam Cas	2.3000	30000.	74	34617	No
133	GOM_NL__2PRFIN20081013_111225_000000372072_00495_34617_5173.N1	13-OCT-2008 11:12:25	Bright	36.500	49	1Alp UMi	1.9900	6300.0	73	34617	No
134	GOM_NL__2PRFIN20081013_112037_000000372072_00495_34617_5174.N1	13-OCT-2008 11:20:37	Bright	37.000	36	50Alp UMa	1.8000	6300.0	74	34617	No
135	GOM_NL__2PRFIN20081013_112210_000000452072_00495_34617_5175.N1	13-OCT-2008 11:22:10	Bright	44.500	82	48Bet UMa	2.3650	10600.	89	34617	No
136	GOM_NL__2PRFIN20081013_112532_000000342072_00495_34617_5176.N1	13-OCT-2008 11:25:32	Bright	33.500	174	52Psi UMa	3.0040	4400.0	67	34617	No
137	GOM_NL__2PRFIN20081013_113225_000000402072_00495_34617_5177.N1	13-OCT-2008 11:32:25	Bright	40.000	166	17Eps Leo	2.9800	6000.0	80	34617	No
138	GOM_NL__2PRFIN20081013_113539_000000382072_00495_34617_5178.N1	13-OCT-2008 11:35:39	Bright	38.000	22	32Alp Leo	1.3600	15200.	76	34617	No
139	GOM_NL__2PRFIN20081013_114252_000000542072_00495_34617_5179.N1	13-OCT-2008 11:42:52	Dark	53.500	48	30Alp Hya	1.9770	4100.0	107	34617	No
140	GOM_NL__2PRFIN20081013_115227_000000472072_00495_34617_5180.N1	13-OCT-2008 11:52:27	Dark	46.500	65	Lam Vel	2.2040	4400.0	93	34617	No
141	GOM_NL__2PRFIN20081013_115533_000000422072_00495_34617_5181.N1	13-OCT-2008 11:55:33	Dark	42.000	34	Gam2Vel	1.7930	23000.	84	34617	No
142	GOM_NL__2PRFIN20081013_115947_000000422072_00496_34618_3755.N1	13-OCT-2008 11:59:47	Dark	42.000	161	Tau Pup	2.9310	4500.0	84	34618	No
143	GOM_NL__2PRFIN20081013_120108_000000482072_00496_34618_3756.N1	13-OCT-2008 12:01:08	Dark	47.500	2	Alp Car	-0.73600	7000.0	95	34618	No
144	GOM_NL__2PRFIN20081013_120909_000000382072_00496_34618_3757.N1	13-OCT-2008 12:09:09	Dark	37.500	143	Alp Hyi	2.8570	7200.0	75	34618	No
145	GOM_NL__2PRFIN20081013_121036_000000412072_00496_34618_3758.N1	13-OCT-2008 12:10:36	Dark	40.500	9	Alp Eri	0.45300	24000.	81	34618	No
146	GOM_NL__2PRFIN20081013_121304_000000442072_00496_34618_3759.N1	13-OCT-2008 12:13:04	Straylight	43.500	157	The1Eri	2.9060	9300.0	87	34618	No
147	GOM_NL__2PRFIN20081013_122217_000000412072_00496_34618_3760.N1	13-OCT-2008 12:22:17	Straylight	41.000	52	16Bet Cet	2.0370	4500.0	82	34618	No
148	GOM_NL__2PRFIN20081013_123200_000000362072_00496_34618_3761.N1	13-OCT-2008 12:32:00	Bright	36.000	140	88Gam Peg	2.8340	26000.	72	34618	No
149	GOM_NL__2PRFIN20081013_123559_000000372072_00496_34618_3762.N1	13-OCT-2008 12:35:59	Bright	37.000	58	21Alp And	2.0730	11000.	74	34618	No
150	GOM_NL__2PRFIN20081013_123839_000000402072_00496_34618_3763.N1	13-OCT-2008 12:38:39	Bright	40.000	53	43Bet And	2.0480	3300.0	80	34618	No
151	GOM_NL__2PRFIN20081013_124406_000000372072_00496_34618_3764.N1	13-OCT-2008 12:44:06	Bright	36.500	68	18Alp Cas	2.2250	4500.0	73	34618	No
152	GOM_NL__2PRFIN20081013_124529_000000382072_00496_34618_3765.N1	13-OCT-2008 12:45:29	Bright	37.500	76	27Gam Cas	2.3000	30000.	75	34618	No
153	GOM_NL__2PRFIN20081013_125300_000000362072_00496_34618_3766.N1	13-OCT-2008 12:53:00	Bright	36.000	49	1Alp UMi	1.9900	6300.0	72	34618	No
154	GOM_NL__2PRFIN20081013_130113_000000332072_00496_34618_3767.N1	13-OCT-2008 13:01:13	Bright	32.500	36	50Alp UMa	1.8000	6300.0	65	34618	No
155	GOM_NL__2PRFIN20081013_130246_000000332072_00496_34618_3768.N1	13-OCT-2008 13:02:46	Bright	33.000	82	48Bet UMa	2.3650	10600.	66	34618	No
156	GOM_NL__2PRFIN20081013_130608_000000342072_00496_34618_3769.N1	13-OCT-2008 13:06:08	Bright	34.000	174	52Psi UMa	3.0040	4400.0	68	34618	No
157	GOM_NL__2PRFIN20081013_131301_000000412072_00496_34618_3770.N1	13-OCT-2008 13:13:01	Bright	40.500	166	17Eps Leo	2.9800	6000.0	81	34618	No
158	GOM_NL__2PRFIN20081013_131615_000000382072_00496_34618_3771.N1	13-OCT-2008 13:16:15	Bright	38.000	22	32Alp Leo	1.3600	15200.	76	34618	No
159	GOM_NL__2PRFIN20081013_132329_000000502072_00496_34618_3772.N1	13-OCT-2008 13:23:29	Dark	50.000	48	30Alp Hya	1.9770	4100.0	100	34618	No
160	GOM_NL__2PRFIN20081013_133304_000000502072_00496_34618_3773.N1	13-OCT-2008 13:33:04	Dark	50.000	65	Lam Vel	2.2040	4400.0	100	34618	No

161	GOM_NL__2PRFIN20081013_133610_000000462072_00496_34618_3774.N1	13-OCT-2008 13:36:10	Dark	45.500	34	Gam2Vel	1.7930	23000.	91	34618	No
162	GOM_NL__2PRFIN20081013_134024_000000442072_00497_34619_3769.N1	13-OCT-2008 13:40:24	Dark	44.000	161	Tau Pup	2.9310	4500.0	88	34619	No
163	GOM_NL__2PRFIN20081013_134145_000000472072_00497_34619_3770.N1	13-OCT-2008 13:41:45	Dark	46.500	2	Alp Car	-0.73600	7000.0	93	34619	No
164	GOM_NL__2PRFIN20081013_134946_000000372072_00497_34619_3771.N1	13-OCT-2008 13:49:46	Dark	37.000	143	Alp Hyi	2.8570	7200.0	74	34619	No
165	GOM_NL__2PRFIN20081013_135112_000000392072_00497_34619_3772.N1	13-OCT-2008 13:51:12	Dark	39.000	9	Alp Eri	0.45300	24000.	78	34619	No
166	GOM_NL__2PRFIN20081013_135341_000000462072_00497_34619_3773.N1	13-OCT-2008 13:53:41	Straylight	46.000	157	The1Eri	2.9060	9300.0	92	34619	No
167	GOM_NL__2PRFIN20081013_140253_000000452072_00497_34619_3774.N1	13-OCT-2008 14:02:53	Straylight	45.000	52	16Bet Cet	2.0370	4500.0	90	34619	No
168	GOM_NL__2PRFIN20081013_141236_000000362072_00497_34619_3775.N1	13-OCT-2008 14:12:36	Bright	35.500	140	88Gam Peg	2.8340	26000.	71	34619	No
169	GOM_NL__2PRFIN20081013_141635_000000372072_00497_34619_3776.N1	13-OCT-2008 14:16:35	Bright	37.000	58	21Alp And	2.0730	11000.	74	34619	No
170	GOM_NL__2PRFIN20081013_141914_000000402072_00497_34619_3777.N1	13-OCT-2008 14:19:14	Bright	39.500	53	43Bet And	2.0480	3300.0	79	34619	No
171	GOM_NL__2PRFIN20081013_142442_000000382072_00497_34619_3778.N1	13-OCT-2008 14:24:42	Bright	37.500	68	18Alp Cas	2.2250	4500.0	75	34619	No
172	GOM_NL__2PRFIN20081013_142604_000000382072_00497_34619_3779.N1	13-OCT-2008 14:26:04	Bright	38.000	76	27Gam Cas	2.3000	30000.	76	34619	No
173	GOM_NL__2PRFIN20081013_143336_000000332072_00497_34619_3780.N1	13-OCT-2008 14:33:36	Bright	33.000	49	1Alp UMi	1.9900	6300.0	66	34619	No
174	GOM_NL__2PRFIN20081013_144149_000000382072_00497_34619_3781.N1	13-OCT-2008 14:41:49	Bright	38.000	36	50Alp UMa	1.8000	6300.0	76	34619	No
175	GOM_NL__2PRFIN20081013_144322_000000372072_00497_34619_3782.N1	13-OCT-2008 14:43:22	Bright	36.500	82	48Bet UMa	2.3650	10600.	73	34619	No
176	GOM_NL__2PRFIN20081013_144644_000000522072_00497_34619_3783.N1	13-OCT-2008 14:46:44	Bright	52.000	174	52Psi UMa	3.0040	4400.0	104	34619	No
177	GOM_NL__2PRFIN20081013_145337_000000412072_00497_34619_3784.N1	13-OCT-2008 14:53:37	Bright	41.000	166	17Eps Leo	2.9800	6000.0	82	34619	No
178	GOM_NL__2PRFIN20081013_145651_000000392072_00497_34619_3785.N1	13-OCT-2008 14:56:51	Bright	39.000	22	32Alp Leo	1.3600	15200.	78	34619	No
179	GOM_NL__2PRFIN20081013_150406_000000542072_00497_34619_3786.N1	13-OCT-2008 15:04:06	Dark	54.000	48	30Alp Hya	1.9770	4100.0	108	34619	No
180	GOM_NL__2PRFIN20081013_151340_000000492072_00497_34619_3787.N1	13-OCT-2008 15:13:40	Dark	49.000	65	Lam Vel	2.2040	4400.0	98	34619	No
181	GOM_NL__2PRFIN20081013_151646_000000422072_00497_34619_3788.N1	13-OCT-2008 15:16:46	Dark	42.000	34	Gam2Vel	1.7930	23000.	84	34619	No
182	GOM_NL__2PRFIN20081013_152100_000000442072_00498_34620_3782.N1	13-OCT-2008 15:21:00	Dark	43.500	161	Tau Pup	2.9310	4500.0	87	34620	No
183	GOM_NL__2PRFIN20081013_152222_000000472072_00498_34620_3783.N1	13-OCT-2008 15:22:22	Dark	46.500	2	Alp Car	-0.73600	7000.0	93	34620	No
184	GOM_NL__2PRFIN20081013_153022_000000372072_00498_34620_3784.N1	13-OCT-2008 15:30:22	Dark	36.500	143	Alp Hyi	2.8570	7200.0	73	34620	No
185	GOM_NL__2PRFIN20081013_153149_000000482072_00498_34620_3785.N1	13-OCT-2008 15:31:49	Dark	47.500	9	Alp Eri	0.45300	24000.	95	34620	No
186	GOM_NL__2PRFIN20081013_153417_000000462072_00498_34620_3786.N1	13-OCT-2008 15:34:17	Straylight	45.500	157	The1Eri	2.9060	9300.0	91	34620	No
187	GOM_NL__2PRFIN20081013_154329_000000452072_00498_34620_3787.N1	13-OCT-2008 15:43:29	Straylight	44.500	52	16Bet Cet	2.0370	4500.0	89	34620	No
188	GOM_NL__2PRFIN20081013_155312_000000372072_00498_34620_3788.N1	13-OCT-2008 15:53:12	Bright	36.500	140	88Gam Peg	2.8340	26000.	73	34620	No
189	GOM_NL__2PRFIN20081013_155711_000000362072_00498_34620_3789.N1	13-OCT-2008 15:57:11	Bright	36.000	58	21Alp And	2.0730	11000.	72	34620	No
190	GOM_NL__2PRFIN20081013_155950_000000402072_00498_34620_3790.N1	13-OCT-2008 15:59:50	Bright	40.000	53	43Bet And	2.0480	3300.0	80	34620	No
191	GOM_NL__2PRFIN20081013_160518_000000382072_00498_34620_3791.N1	13-OCT-2008 16:05:18	Bright	38.000	68	18Alp Cas	2.2250	4500.0	76	34620	No
192	GOM_NL__2PRFIN20081013_160640_000000362072_00498_34620_3792.N1	13-OCT-2008 16:06:40	Bright	36.000	76	27Gam Cas	2.3000	30000.	72	34620	No
193	GOM_NL__2PRFIN20081013_161412_000000372072_00498_34620_3793.N1	13-OCT-2008 16:14:12	Bright	36.500	49	1Alp UMi	1.9900	6300.0	73	34620	No
194	GOM_NL__2PRFIN20081013_162225_000000402072_00498_34620_3794.N1	13-OCT-2008 16:22:25	Bright	39.500	36	50Alp UMa	1.8000	6300.0	79	34620	No
195	GOM_NL__2PRFIN20081013_162358_000000372072_00498_34620_3795.N1	13-OCT-2008 16:23:58	Bright	36.500	82	48Bet UMa	2.3650	10600.	73	34620	No
196	GOM_NL__2PRFIN20081013_162720_000000342072_00498_34620_3796.N1	13-OCT-2008 16:27:20	Bright	34.000	174	52Psi UMa	3.0040	4400.0	68	34620	No
197	GOM_NL__2PRFIN20081013_163414_000000482072_00498_34620_3797.N1	13-OCT-2008 16:34:14	Bright	47.500	166	17Eps Leo	2.9800	6000.0	95	34620	No
198	GOM_NL__2PRFIN20081013_163728_000000562072_00498_34620_3798.N1	13-OCT-2008 16:37:28	Bright	56.000	22	32Alp Leo	1.3600	15200.	112	34620	No
199	GOM_NL__2PRFIN20081013_164442_000000532072_00498_34620_3799.N1	13-OCT-2008 16:44:42	Dark	53.000	48	30Alp Hya	1.9770	4100.0	106	34620	No
200	GOM_NL__2PRFIN20081013_165417_000000492072_00498_34620_3800.N1	13-OCT-2008 16:54:17	Dark	48.500	65	Lam Vel	2.2040	4400.0	97	34620	No
201	GOM_NL__2PRFIN20081013_165723_000000432072_00498_34620_3801.N1	13-OCT-2008 16:57:23	Dark	43.000	34	Gam2Vel	1.7930	23000.	86	34620	No
202	GOM_NL__2PRFIN20081013_170137_000000482072_00499_34621_3995.N1	13-OCT-2008 17:01:37	Dark	47.500	161	Tau Pup	2.9310	4500.0	95	34621	No
203	GOM_NL__2PRFIN20081013_170259_000000482072_00499_34621_3996.N1	13-OCT-2008 17:02:59	Dark	47.500	2	Alp Car	-0.73600	7000.0	95	34621	No
204	GOM_NL__2PRFIN20081013_171058_000000382072_00499_34621_3997.N1	13-OCT-2008 17:10:58	Dark	37.500	143	Alp Hyi	2.8570	7200.0	75	34621	No
205	GOM_NL__2PRFIN20081013_171225_000000412072_00499_34621_3998.N1	13-OCT-2008 17:12:25	Dark	40.500	9	Alp Eri	0.45300	24000.	81	34621	No
206	GOM_NL__2PRFIN20081013_171453_000000442072_00499_34621_3999.N1	13-OCT-2008 17:14:53	Straylight	44.000	157	The1Eri	2.9060	9300.0	88	34621	No
207	GOM_NL__2PRFIN20081013_172405_000000442072_00499_34621_4000.N1	13-OCT-2008 17:24:05	Straylight	43.500	52	16Bet Cet	2.0370	4500.0	87	34621	No
208	GOM_NL__2PRFIN20081013_173348_000000362072_00499_34621_4001.N1	13-OCT-2008 17:33:48	Bright	35.500	140	88Gam Peg	2.8340	26000.	71	34621	No
209	GOM_NL__2PRFIN20081013_173747_000000372072_00499_34621_4002.N1	13-OCT-2008 17:37:47	Bright	36.500	58	21Alp And	2.0730	11000.	73	34621	No
210	GOM_NL__2PRFIN20081013_174026_000000392072_00499_34621_4003.N1	13-OCT-2008 17:40:26	Bright	39.000	53	43Bet And	2.0480	3300.0	78	34621	No
211	GOM_NL__2PRFIN20081013_174553_000000392072_00499_34621_4004.N1	13-OCT-2008 17:45:53	Bright	38.500	68	18Alp Cas	2.2250	4500.0	77	34621	No
212	GOM_NL__2PRFIN20081013_174716_000000382072_00499_34621_4005.N1	13-OCT-2008 17:47:16	Bright	38.000	76	27Gam Cas	2.3000	30000.	76	34621	No
213	GOM_NL__2PRFIN20081013_175448_000000362072_00499_34621_4006.N1	13-OCT-2008 17:54:48	Bright	36.000	49	1Alp UMi	1.9900	6300.0	72	34621	No
214	GOM_NL__2PRFIN20081013_180301_000000382072_00499_34621_4007.N1	13-OCT-2008 18:03:01	Bright	37.500	36	50Alp UMa	1.8000	6300.0	75	34621	No
215	GOM_NL__2PRFIN20081013_180434_000000352072_00499_34621_4008.N1	13-OCT-2008 18:04:34	Bright	34.500	82	48Bet UMa	2.3650	10600.	69	34621	No
216	GOM_NL__2PRFIN20081013_180756_000000522072_00499_34621_4009.N1	13-OCT-2008 18:07:56	Bright	52.000	174	52Psi UMa	3.0040	4400.0	104	34621	No
217	GOM_NL__2PRFIN20081013_181450_000000392072_00499_34621_4010.N1	13-OCT-2008 18:14:50	Bright	39.000	166	17Eps Leo	2.9800	6000.0	78	34621	No
218	GOM_NL__2PRFIN20081013_181804_000000392072_00499_34621_4011.N1	13-OCT-2008 18:18:04	Bright	39.000	22	32Alp Leo	1.3600	15200.	78	34621	No
219	GOM_NL__2PRFIN20081013_182519_000000542072_00499_34621_4012.N1	13-OCT-2008 18:25:19	Dark	53.500	48	30Alp Hya	1.9770	4100.0	107	34621	No

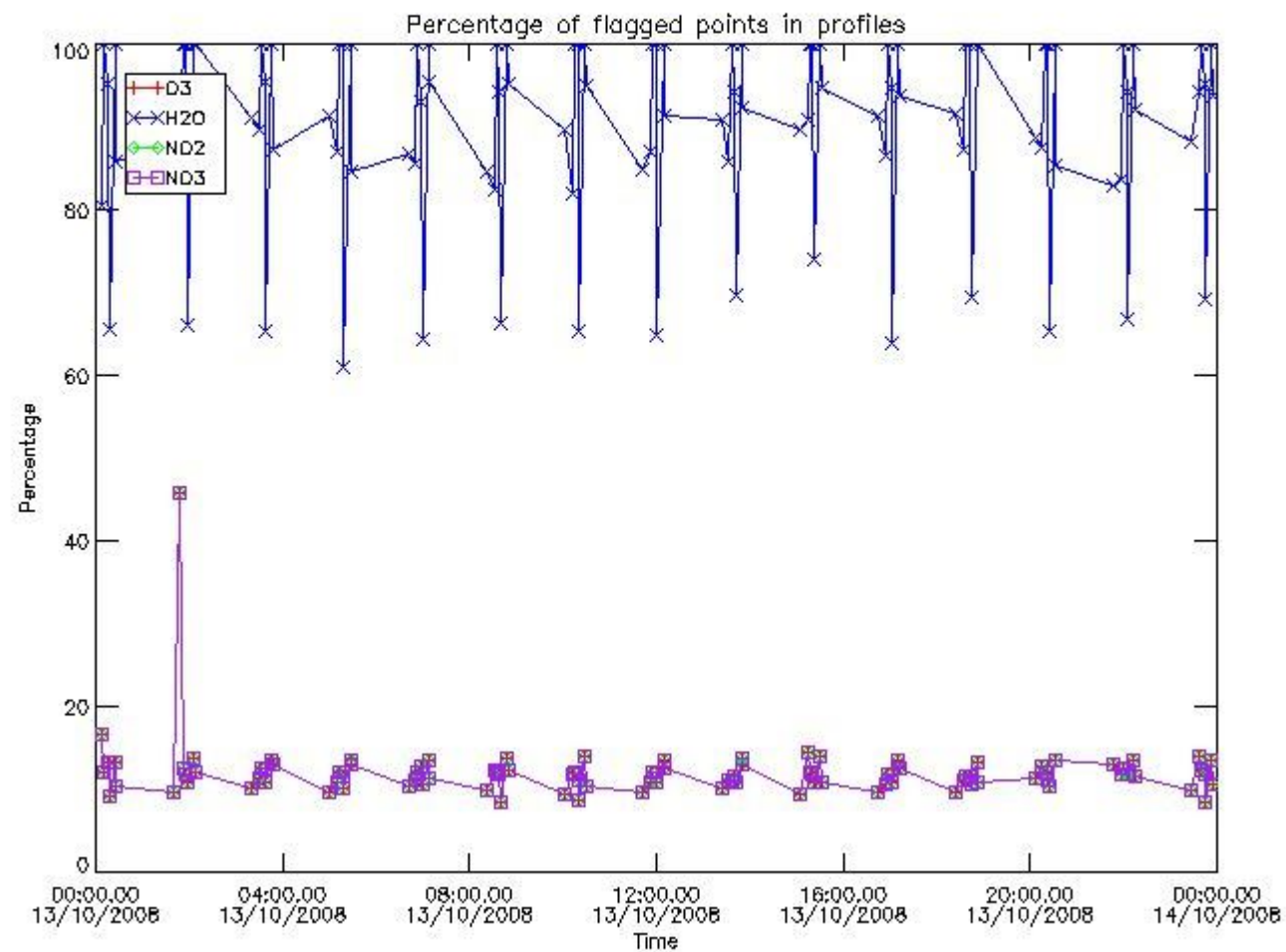
220	GOM_NL__2PRFIN20081013_183453_000000512072_00499_34621_4013.N1	13-OCT-2008 18:34:53	Dark	51.000	65	Lam Vel	2.2040	4400.0	102	34621	No
221	GOM_NL__2PRFIN20081013_183800_000000442072_00499_34621_4014.N1	13-OCT-2008 18:38:00	Dark	44.000	34	Gam2Vel	1.7930	23000.	88	34621	No
222	GOM_NL__2PRFIN20081013_184214_000000442072_00500_34622_4015.N1	13-OCT-2008 18:42:14	Dark	44.000	161	Tau Pup	2.9310	4500.0	88	34622	No
223	GOM_NL__2PRFIN20081013_184335_000000482072_00500_34622_4016.N1	13-OCT-2008 18:43:35	Dark	48.000	2	Alp Car	-0.73600	7000.0	96	34622	No
224	GOM_NL__2PRFIN20081013_185135_000000392072_00500_34622_4017.N1	13-OCT-2008 18:51:35	Dark	38.500	143	Alp Hyi	2.8570	7200.0	77	34622	No
225	GOM_NL__2PRFIN20081013_185301_000000472072_00500_34622_4018.N1	13-OCT-2008 18:53:01	Dark	46.500	9	Alp Eri	0.45300	24000.	93	34622	No
226	GOM_NL__2PRFIN20081013_185530_000000442072_00500_34622_4019.N1	13-OCT-2008 18:55:30	Straylight	43.500	157	The1Eri	2.9060	9300.0	87	34622	No
227	GOM_NL__2PRFIN20081013_190442_000000422072_00500_34622_4020.N1	13-OCT-2008 19:04:42	Straylight	41.500	52	16Bet Cet	2.0370	4500.0	83	34622	No
228	GOM_NL__2PRFIN20081013_191424_000000362072_00500_34622_4021.N1	13-OCT-2008 19:14:24	Bright	36.000	140	88Gam Peg	2.8340	26000.	72	34622	No
229	GOM_NL__2PRFIN20081013_191823_000000362072_00500_34622_4022.N1	13-OCT-2008 19:18:23	Bright	35.500	58	21Alp And	2.0730	11000.	71	34622	No
230	GOM_NL__2PRFIN20081013_192101_000000402072_00500_34622_4023.N1	13-OCT-2008 19:21:01	Bright	40.000	53	43Bet And	2.0480	3300.0	80	34622	No
231	GOM_NL__2PRFIN20081013_192629_000000552072_00500_34622_4024.N1	13-OCT-2008 19:26:29	Bright	55.000	68	18Alp Cas	2.2250	4500.0	110	34622	No
232	GOM_NL__2PRFIN20081013_192752_000000382072_00500_34622_4025.N1	13-OCT-2008 19:27:52	Bright	37.500	76	27Gam Cas	2.3000	30000.	75	34622	No
233	GOM_NL__2PRFIN20081013_193524_000000372072_00500_34622_4026.N1	13-OCT-2008 19:35:24	Bright	36.500	49	1Alp UMi	1.9900	6300.0	73	34622	No
234	GOM_NL__2PRFIN20081013_194337_000000362072_00500_34622_4027.N1	13-OCT-2008 19:43:37	Bright	36.000	36	50Alp UMa	1.8000	6300.0	72	34622	No
235	GOM_NL__2PRFIN20081013_194510_000000362072_00500_34622_4028.N1	13-OCT-2008 19:45:10	Bright	35.500	82	48Bet UMa	2.3650	10600.	71	34622	No
236	GOM_NL__2PRFIN20081013_194832_000000362072_00500_34622_4029.N1	13-OCT-2008 19:48:32	Bright	36.000	174	52Psi UMa	3.0040	4400.0	72	34622	No
237	GOM_NL__2PRFIN20081013_195526_000000492072_00500_34622_4030.N1	13-OCT-2008 19:55:26	Bright	49.000	166	17Eps Leo	2.9800	6000.0	98	34622	No
238	GOM_NL__2PRFIN20081013_195840_000000572072_00500_34622_4031.N1	13-OCT-2008 19:58:40	Bright	57.000	22	32Alp Leo	1.3600	15200.	114	34622	No
239	GOM_NL__2PRFIN20081013_200555_000000542072_00500_34622_4032.N1	13-OCT-2008 20:05:55	Dark	53.500	48	30Alp Hya	1.9770	4100.0	107	34622	No
240	GOM_NL__2PRFIN20081013_201530_000000402072_00500_34622_4033.N1	13-OCT-2008 20:15:30	Dark	40.000	65	Lam Vel	2.2040	4400.0	80	34622	No
241	GOM_NL__2PRFIN20081013_201837_000000432072_00500_34622_4034.N1	13-OCT-2008 20:18:37	Dark	42.500	34	Gam2Vel	1.7930	23000.	85	34622	No
242	GOM_NL__2PRFIN20081013_202251_000000462072_00501_34623_4028.N1	13-OCT-2008 20:22:51	Dark	46.000	161	Tau Pup	2.9310	4500.0	92	34623	No
243	GOM_NL__2PRFIN20081013_202412_000000502072_00501_34623_4029.N1	13-OCT-2008 20:24:12	Dark	49.500	2	Alp Car	-0.73600	7000.0	99	34623	No
244	GOM_NL__2PRFIN20081013_203211_000000382072_00501_34623_4030.N1	13-OCT-2008 20:32:11	Dark	37.500	143	Alp Hyi	2.8570	7200.0	75	34623	No
245	GOM_NL__2PRFIN20081013_203337_000000382072_00501_34623_4031.N1	13-OCT-2008 20:33:37	Dark	38.000	9	Alp Eri	0.45300	24000.	76	34623	No
246	GOM_NL__2PRFIN20081013_203607_000000442072_00501_34623_4032.N1	13-OCT-2008 20:36:07	Straylight	44.000	157	The1Eri	2.9060	9300.0	88	34623	No
247	GOM_NL__2PRFIN20081013_204518_000000462072_00501_34623_4033.N1	13-OCT-2008 20:45:18	Straylight	45.500	52	16Bet Cet	2.0370	4500.0	91	34623	No
248	GOM_NL__2PRFIN20081013_205500_000000372072_00501_34623_4034.N1	13-OCT-2008 20:55:00	Bright	37.000	140	88Gam Peg	2.8340	26000.	74	34623	No
249	GOM_NL__2PRFIN20081013_205858_000000362072_00501_34623_4035.N1	13-OCT-2008 20:58:58	Bright	35.500	58	21Alp And	2.0730	11000.	71	34623	No
250	GOM_NL__2PRFIN20081013_210137_000000412072_00501_34623_4036.N1	13-OCT-2008 21:01:37	Bright	40.500	53	43Bet And	2.0480	3300.0	81	34623	No
251	GOM_NL__2PRFIN20081013_210705_000000392072_00501_34623_4037.N1	13-OCT-2008 21:07:05	Bright	38.500	68	18Alp Cas	2.2250	4500.0	77	34623	No
252	GOM_NL__2PRFIN20081013_210827_000000382072_00501_34623_4038.N1	13-OCT-2008 21:08:27	Bright	38.000	76	27Gam Cas	2.3000	30000.	76	34623	No
253	GOM_NL__2PRFIN20081013_211600_000000372072_00501_34623_4039.N1	13-OCT-2008 21:16:00	Bright	36.500	49	1Alp UMi	1.9900	6300.0	73	34623	No
254	GOM_NL__2PRFIN20081013_212413_000000352072_00501_34623_4040.N1	13-OCT-2008 21:24:13	Bright	35.000	36	50Alp UMa	1.8000	6300.0	70	34623	No
255	GOM_NL__2PRFIN20081013_212546_000000362072_00501_34623_4041.N1	13-OCT-2008 21:25:46	Bright	36.000	82	48Bet UMa	2.3650	10600.	72	34623	No
256	GOM_NL__2PRFIN20081013_212908_000000342072_00501_34623_4042.N1	13-OCT-2008 21:29:08	Bright	33.500	174	52Psi UMa	3.0040	4400.0	67	34623	No
257	GOM_NL__2PRFIN20081013_213602_000000412072_00501_34623_4043.N1	13-OCT-2008 21:36:02	Bright	40.500	166	17Eps Leo	2.9800	6000.0	81	34623	No
258	GOM_NL__2PRFIN20081013_213916_000000572072_00501_34623_4044.N1	13-OCT-2008 21:39:16	Bright	56.500	22	32Alp Leo	1.3600	15200.	113	34623	No
259	GOM_NL__2PRFIN20081013_214632_000000592072_00501_34623_4045.N1	13-OCT-2008 21:46:32	Dark	59.000	48	30Alp Hya	1.9770	4100.0	118	34623	No
260	GOM_NL__2PRFIN20081013_215606_000000432072_00501_34623_4046.N1	13-OCT-2008 21:56:06	Dark	43.000	65	Lam Vel	2.2040	4400.0	86	34623	No
261	GOM_NL__2PRFIN20081013_215913_000000412072_00501_34623_4047.N1	13-OCT-2008 21:59:13	Dark	41.000	34	Gam2Vel	1.7930	23000.	82	34623	No
262	GOM_NL__2PRFIN20081013_220327_000000442073_00001_34624_4042.N1	13-OCT-2008 22:03:27	Dark	43.500	161	Tau Pup	2.9310	4500.0	87	34624	No
263	GOM_NL__2PRFIN20081013_220449_000000472073_00001_34624_4043.N1	13-OCT-2008 22:04:49	Dark	47.000	2	Alp Car	-0.73600	7000.0	94	34624	No
264	GOM_NL__2PRFIN20081013_221247_000000382073_00001_34624_4044.N1	13-OCT-2008 22:12:47	Dark	38.000	143	Alp Hyi	2.8570	7200.0	76	34624	No
265	GOM_NL__2PRFIN20081013_221414_000000452073_00001_34624_4045.N1	13-OCT-2008 22:14:14	Dark	44.500	9	Alp Eri	0.45300	24000.	89	34624	No
266	GOM_NL__2PRFIN20081013_221643_000000452073_00001_34624_4046.N1	13-OCT-2008 22:16:43	Straylight	45.000	157	The1Eri	2.9060	9300.0	90	34624	No
267	GOM_NL__2PRFIN20081013_222554_000000432073_00001_34624_4047.N1	13-OCT-2008 22:25:54	Straylight	42.500	52	16Bet Cet	2.0370	4500.0	85	34624	No
268	GOM_NL__2PRFIN20081013_223536_000000372073_00001_34624_4048.N1	13-OCT-2008 22:35:36	Bright	37.000	140	88Gam Peg	2.8340	26000.	74	34624	No
269	GOM_NL__2PRFIN20081013_223934_000000352073_00001_34624_4049.N1	13-OCT-2008 22:39:34	Bright	34.500	58	21Alp And	2.0730	11000.	69	34624	No
270	GOM_NL__2PRFIN20081013_224212_000000422073_00001_34624_4050.N1	13-OCT-2008 22:42:12	Bright	42.000	53	43Bet And	2.0480	3300.0	84	34624	No
271	GOM_NL__2PRFIN20081013_224741_000000382073_00001_34624_4051.N1	13-OCT-2008 22:47:41	Bright	38.000	68	18Alp Cas	2.2250	4500.0	76	34624	No
272	GOM_NL__2PRFIN20081013_224903_000000382073_00001_34624_4052.N1	13-OCT-2008 22:49:03	Bright	37.500	76	27Gam Cas	2.3000	30000.	75	34624	No
273	GOM_NL__2PRFIN20081013_225636_000000372073_00001_34624_4053.N1	13-OCT-2008 22:56:36	Bright	36.500	49	1Alp UMi	1.9900	6300.0	73	34624	No
274	GOM_NL__2PRFIN20081013_230449_000000382073_00001_34624_4054.N1	13-OCT-2008 23:04:49	Bright	38.000	36	50Alp UMa	1.8000	6300.0	76	34624	No
275	GOM_NL__2PRFIN20081013_230622_000000332073_00001_34624_4055.N1	13-OCT-2008 23:06:22	Bright	33.000	82	48Bet UMa	2.3650	10600.	66	34624	No
276	GOM_NL__2PRFIN20081013_230944_000000452073_00001_34624_4056.N1	13-OCT-2008 23:09:44	Bright	44.500	174	52Psi UMa	3.0040	4400.0	89	34624	No
277	GOM_NL__2PRFIN20081013_231638_000000602073_00001_34624_4057.N1	13-OCT-2008 23:16:38	Bright	60.000	166	17Eps Leo	2.9800	6000.0	120	34624	No
278	GOM_NL__2PRFIN20081013_231953_000000572073_00001_34624_4058.N1	13-OCT-2008 23:19:53	Bright	57.000	22	32Alp Leo	1.3600	15200.	114	34624	No

279	GOM_NL__2PRFIN20081013_232708_000000512073_00001_34624_4059.N1	13-OCT-2008 23:27:08	Dark	51.000	48	30Alp Hya	1.9770	4100.0	102	34624	No
280	GOM_NL__2PRFIN20081013_233643_000000442073_00001_34624_4060.N1	13-OCT-2008 23:36:43	Dark	43.500	65	Lam Vel	2.2040	4400.0	87	34624	No
281	GOM_NL__2PRFIN20081013_233950_000000422073_00001_34624_4061.N1	13-OCT-2008 23:39:50	Dark	41.500	34	Gam2Vel	1.7930	23000.	83	34624	No
282	GOM_NL__2PRFIN20081013_234404_000000432073_00002_34625_4057.N1	13-OCT-2008 23:44:04	Dark	43.000	161	Tau Pup	2.9310	4500.0	86	34625	No
283	GOM_NL__2PRFIN20081013_234526_000000612073_00002_34625_4058.N1	13-OCT-2008 23:45:26	Dark	60.500	2	Alp Car	-0.73600	7000.0	121	34625	No
284	GOM_NL__2PRFIN20081013_235323_000000382073_00002_34625_4059.N1	13-OCT-2008 23:53:23	Dark	37.500	143	Alp Hyi	2.8570	7200.0	75	34625	No
285	GOM_NL__2PRFIN20081013_235450_000000482073_00002_34625_4060.N1	13-OCT-2008 23:54:50	Dark	48.000	9	Alp Eri	0.45300	24000.	96	34625	No
286	GOM_NL__2PRFIN20081013_235719_000000462073_00002_34625_4061.N1	13-OCT-2008 23:57:19	Straylight	46.000	157	The1Eri	2.9060	9300.0	92	34625	No

3. Quality information per product


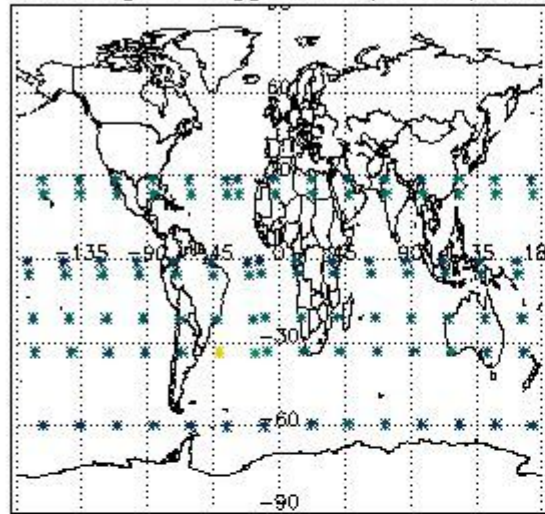
In this section it is plotted some information contained in the Quality Summary data set of the level 2 products. Only products in dark limb conditions and without errors (error flag in the MPH set to "0") are used.

3.1 Plot quality information per product (time dependant)

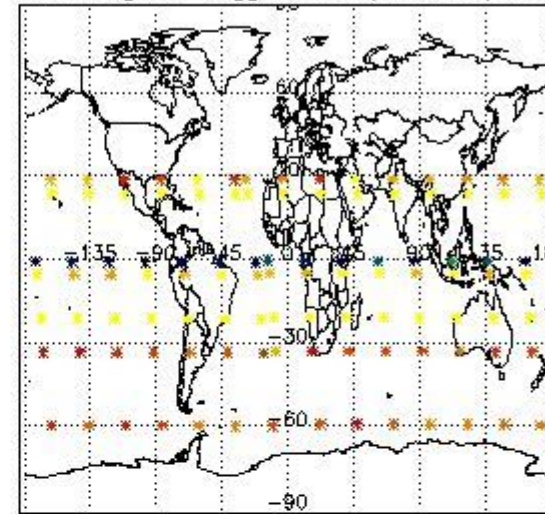


3.2 Plot quality information per product (world map)

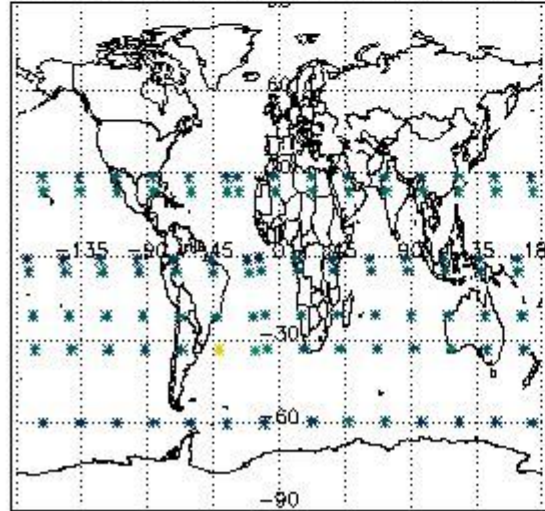
Percentage of flagged data per O3 profile



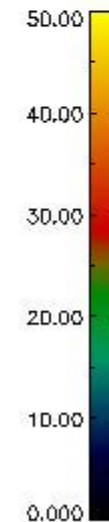
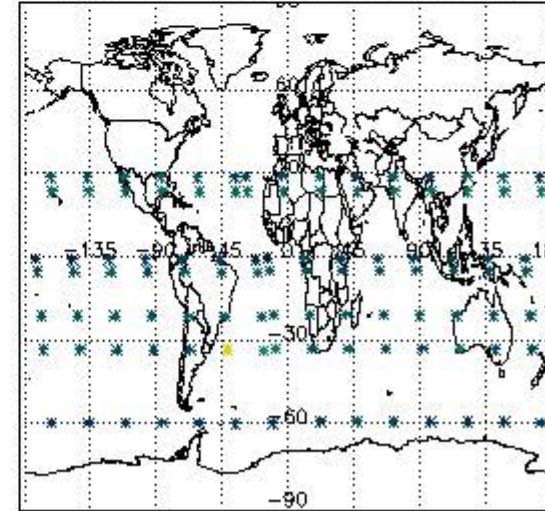
Percentage of flagged data per H2O profile



Percentage of flagged data per NO2 profile



Percentage of flagged data per NO3 profile

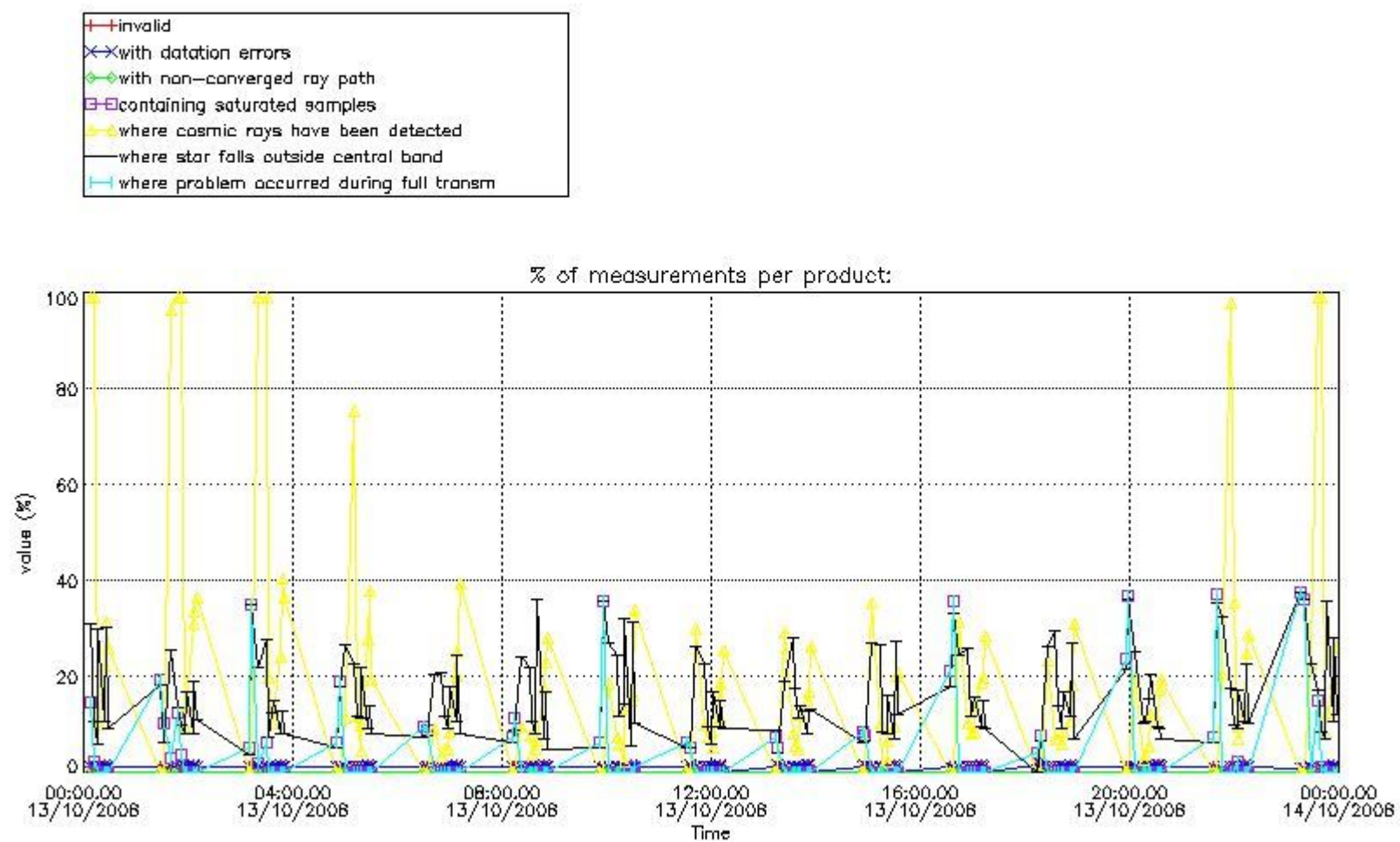


4. Level 1 quality information per product

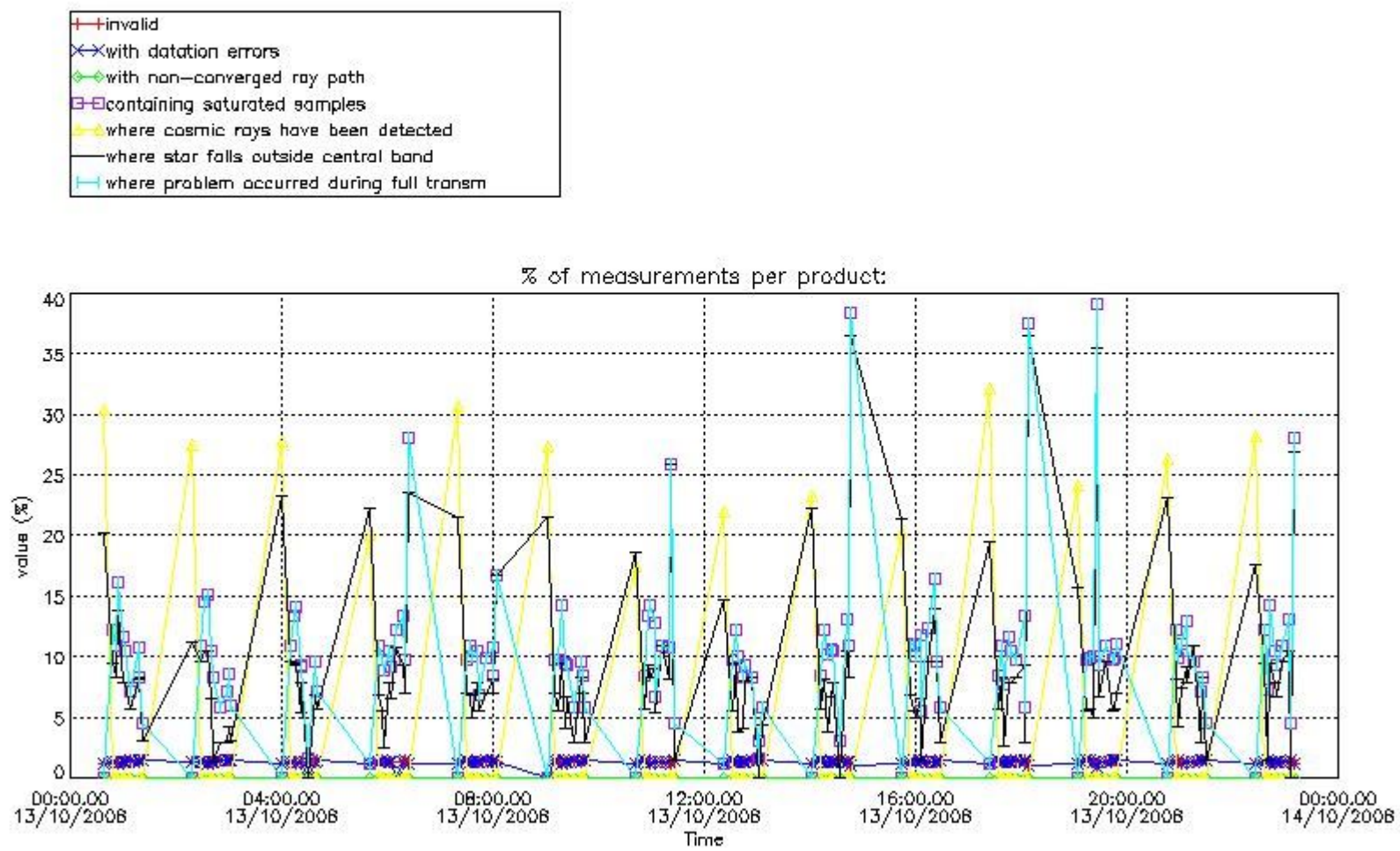
In this section it is plotted some information contained in the Quality Summary data set of the level 2 products that comes from the level 1b processing. Products without errors (error flag in the MPH set to "0") are used.

4.1 Plot quality information per product (time dependant) coming from level 1b processing

4.1.1 Plot level 1 quality information per product (time dependant): ENVISAT ASCENDING passes



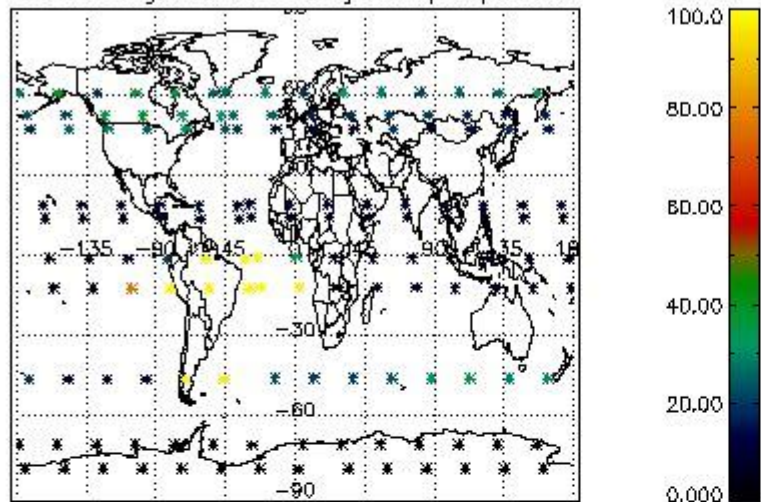
4.1.2 Plot level 1 quality information per product (time dependant): ENVISAT DESCENDING passes



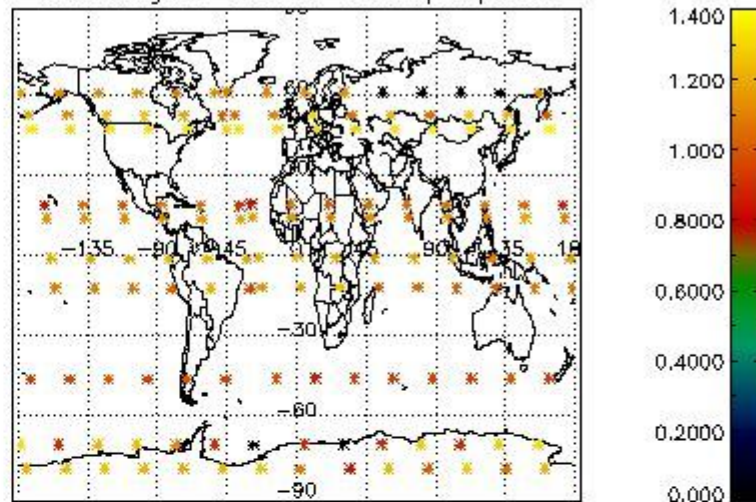
4.2 Plot quality information per product coming from level 1b processing (world map)

4.2.1 Plot level 1 quality information per product (world map): ENVISAT ASCENDING passes

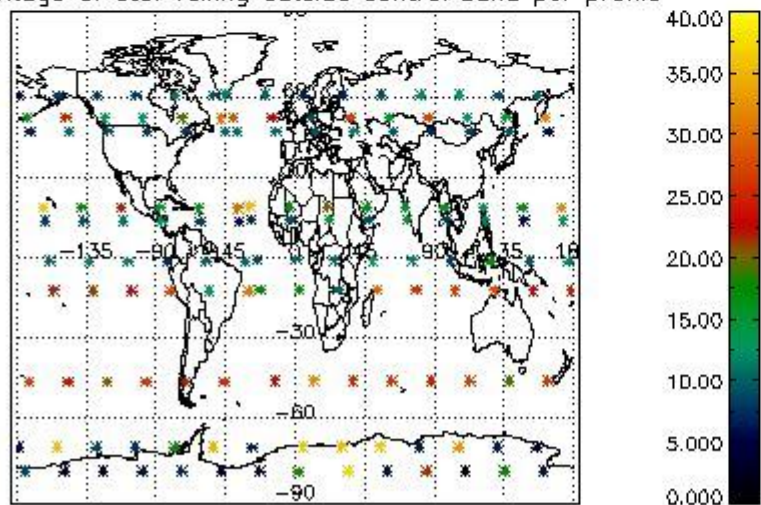
Percentage of cosmic ray hits per profile



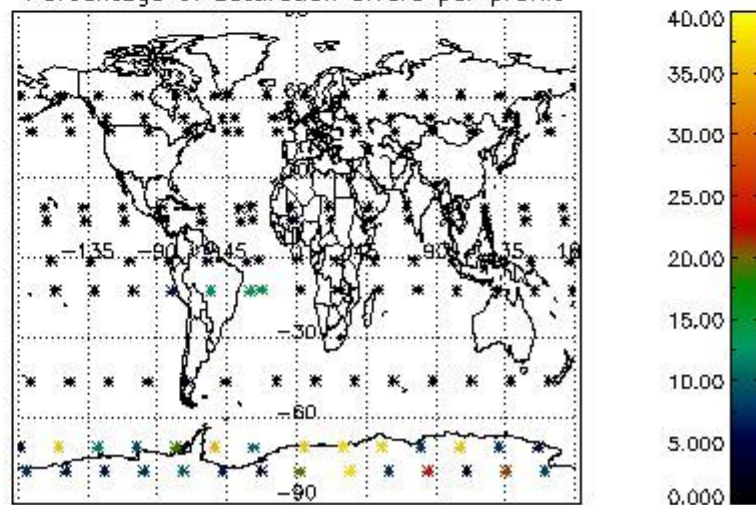
Percentage of datation errors per profile



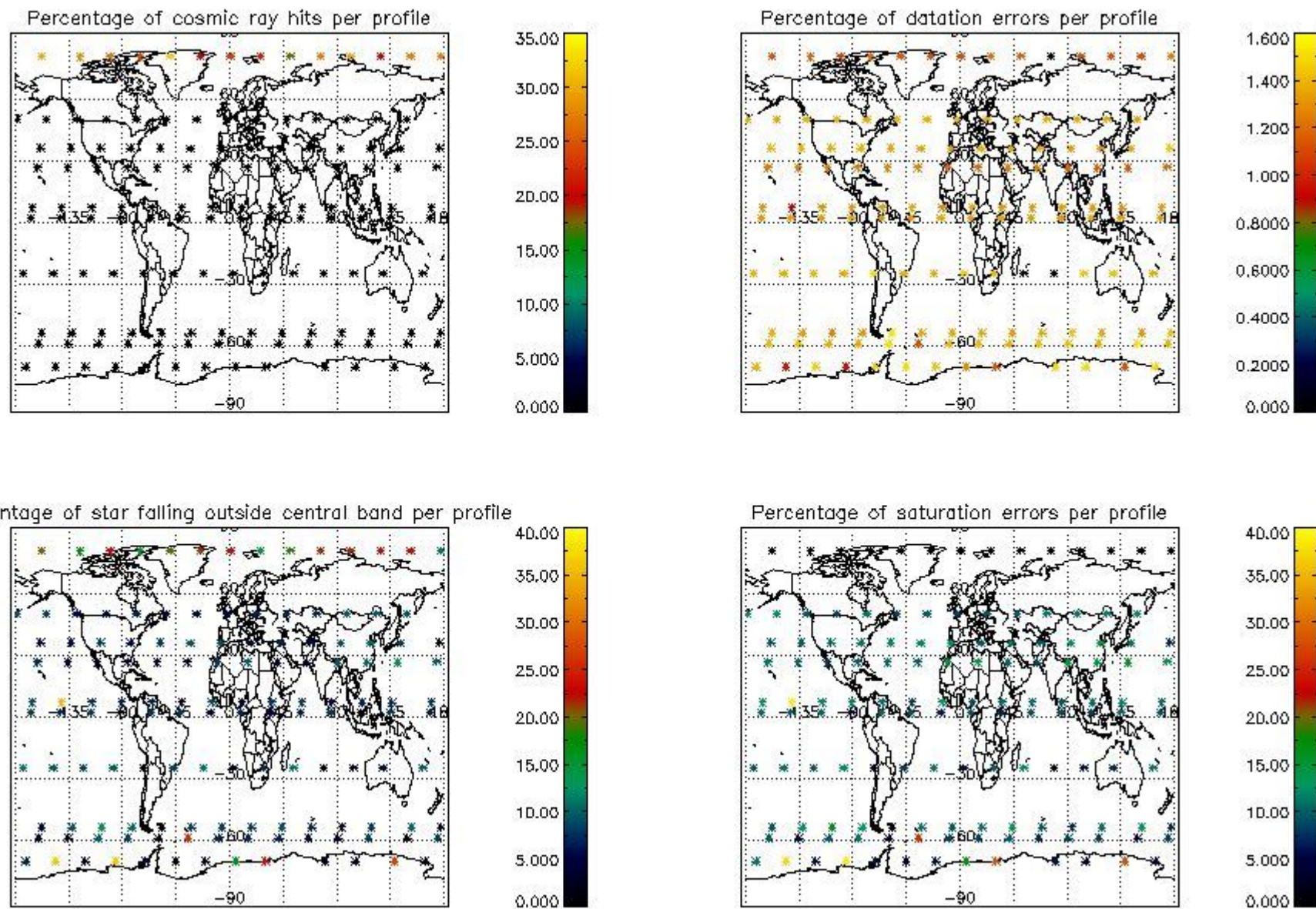
Percentage of star falling outside central band per profile



Percentage of saturation errors per profile



4.2.2 Plot level 1 quality information per product (world map): ENVISAT DESCENDING passes



5. Trace gas profiles

5.1 Ozone statistics based on quality of products

The final quality of the products can be "measured" using the STD (Standard Deviation) attached to every point profile. This information is written to the parameter GOM_NL__2P/NL_LOCAL_SPECIES_DENSITY/o3_std of the level 2 products. The table below shows the statistics for given STD ranges.

The statistics are given with respect to the overall valid production:

- Products without fatal errors: GOM_NL__2P/MPH/PRODUCT_ERR=0
- Valid point profile: GOM_NL__2P/NL_LOCAL_SPECIES_DENSITY/pcd(0)=0

The 'Criteria' is applied to valid points of dark limb products:

- Products in dark limb illumination condition: GOM_NL__2P/NL_SUMMARY_QUALITY/obs_ill_cond=0
- Products without fatal errors: GOM_NL__2P/MPH/PRODUCT_ERR=0
- Valid point profile: GOM_NL__2P/NL_LOCAL_SPECIES_DENSITY/pcd(0)=0

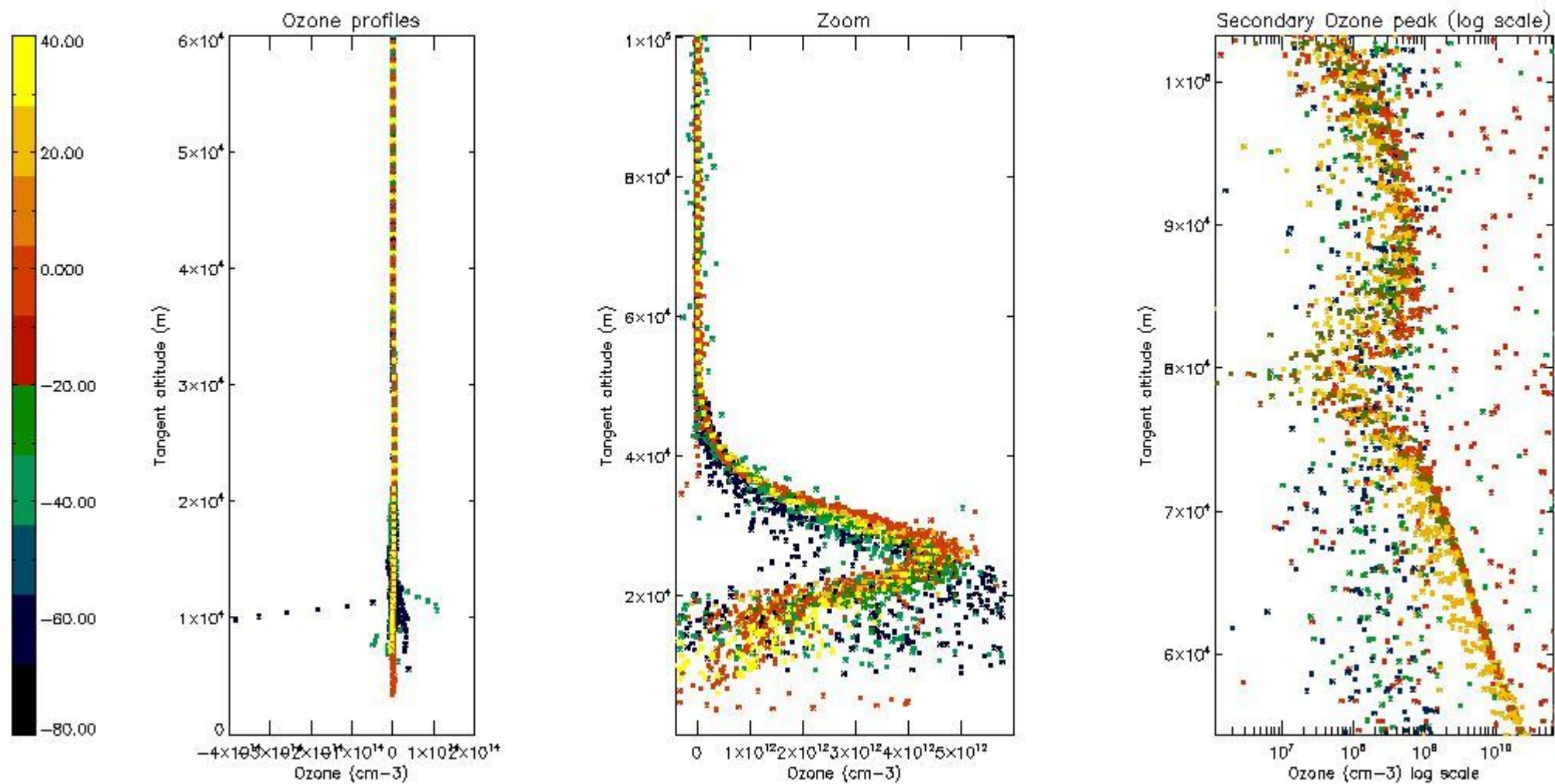
So, the table below shows the percentage of dark limb and valid observations for each criteria with respect to the overall valid daily observations.

Criteria	% of total production
All STD	41
STD < 20	20

STD < 10	14
STD < 5	10

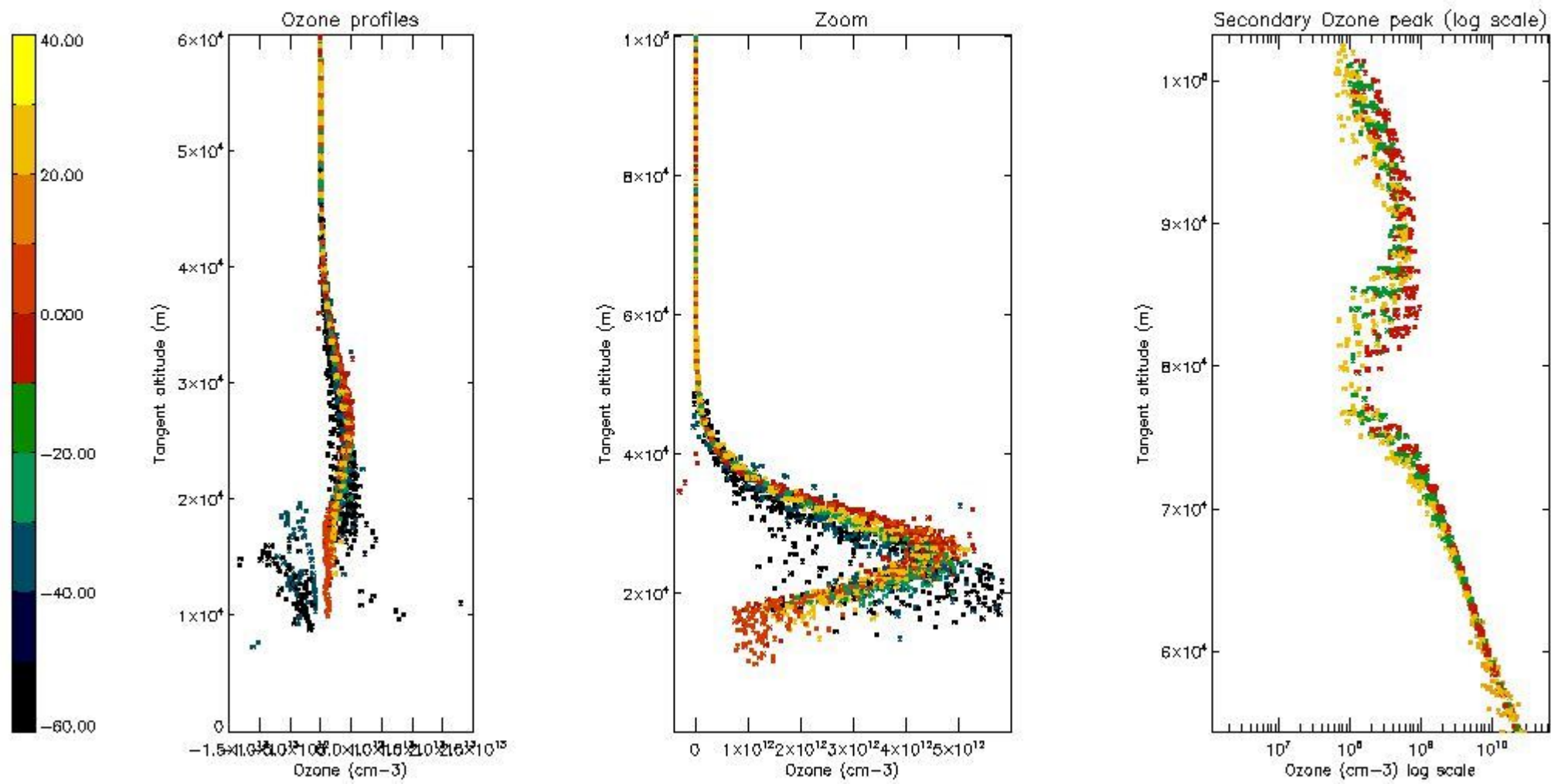
5.2 Plot ozone profiles for all STD (dark without errors)

The colorbar represents the latitude.



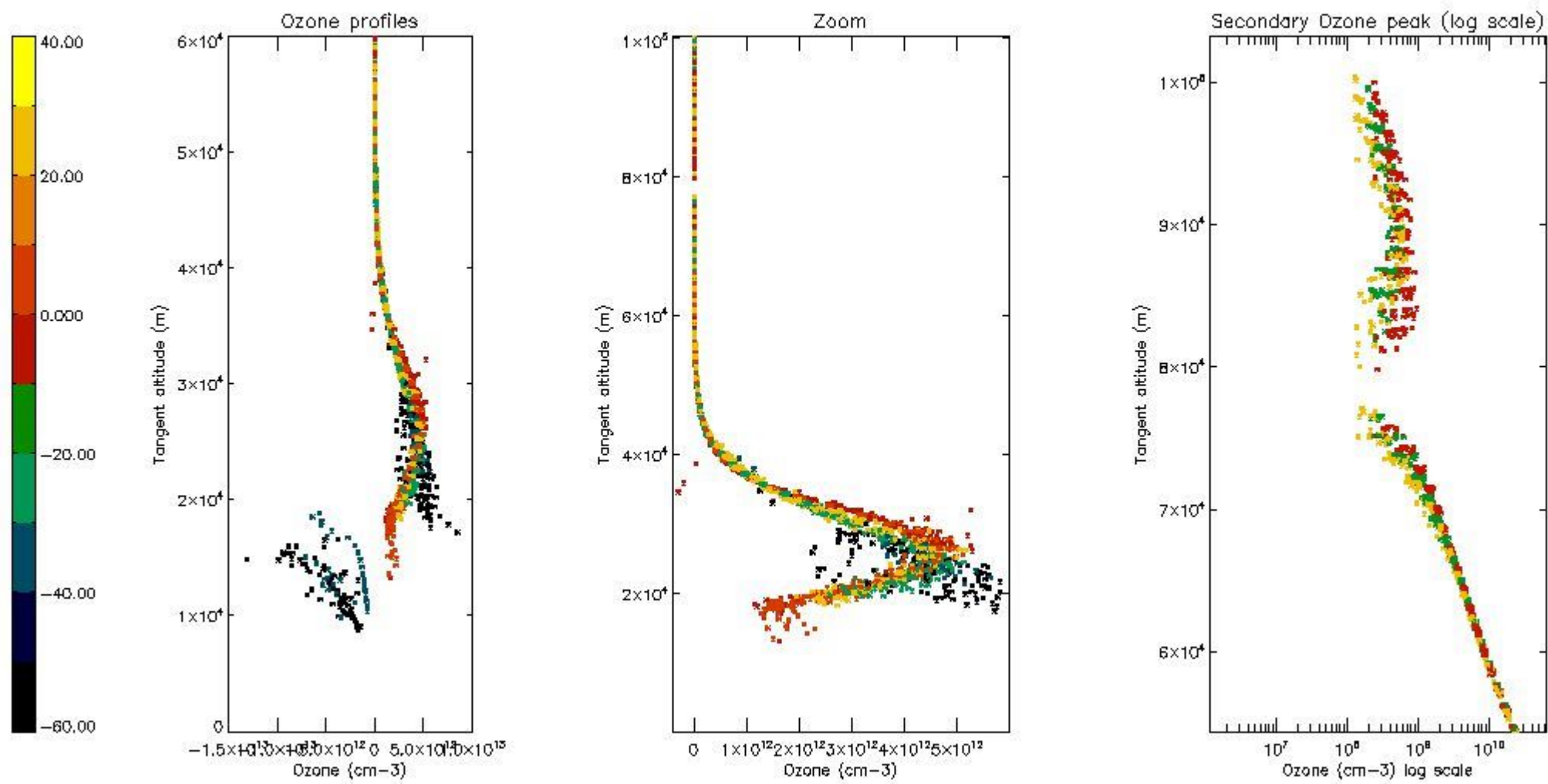
5.3 Plot ozone profiles where STD < 20% (dark without errors)

The colorbar represents the latitude.



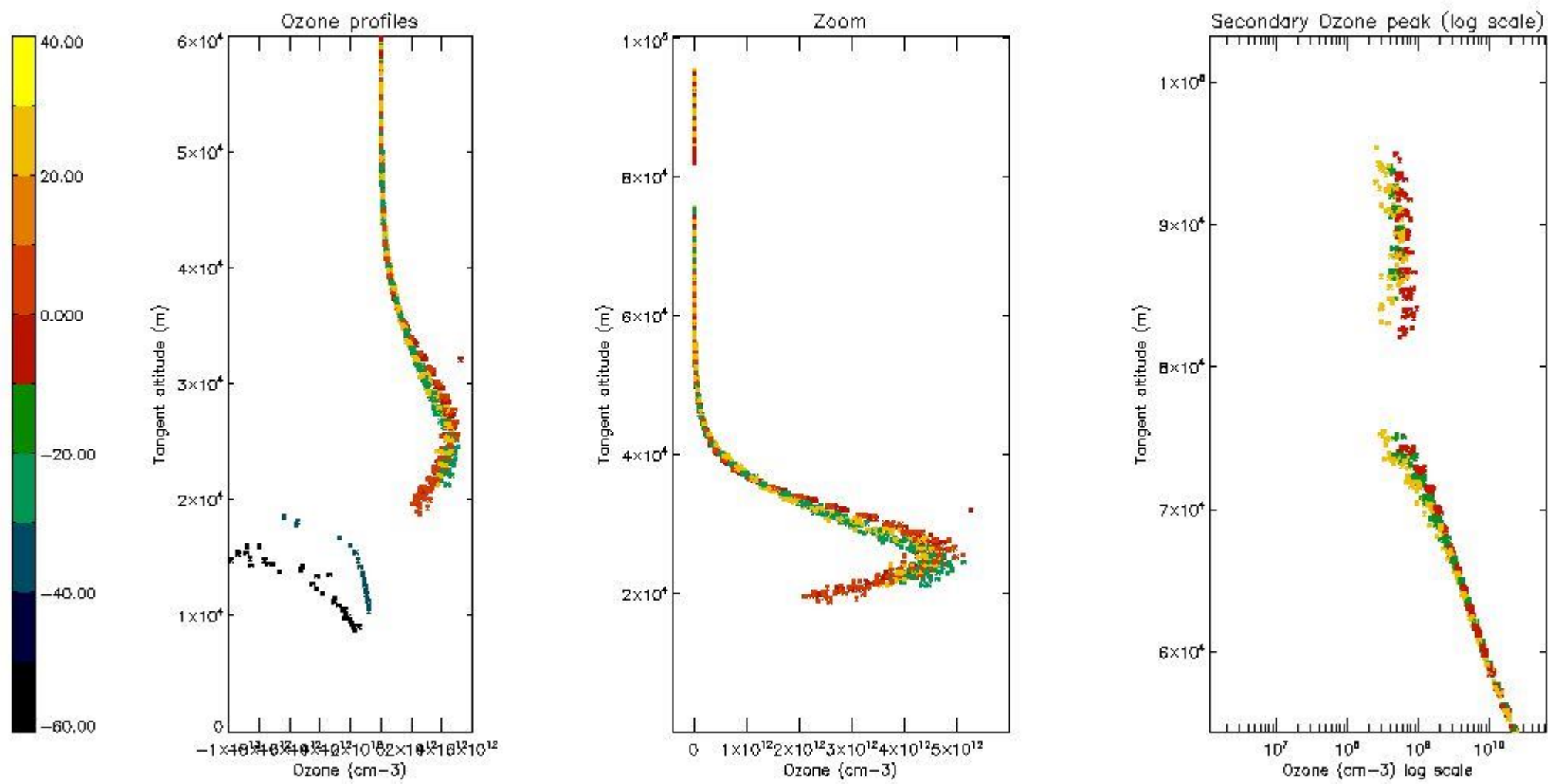
5.4 Plot ozone profiles where STD < 10% (dark without errors)

The colorbar represents the latitude.



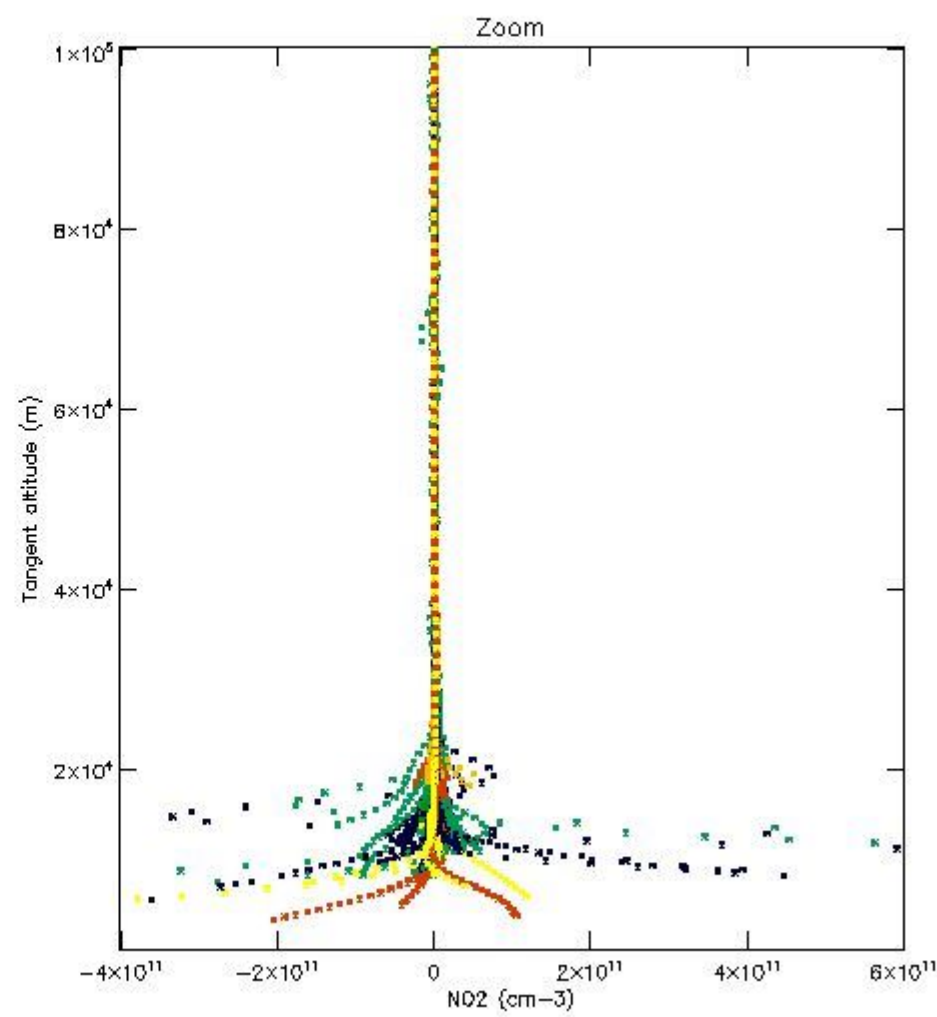
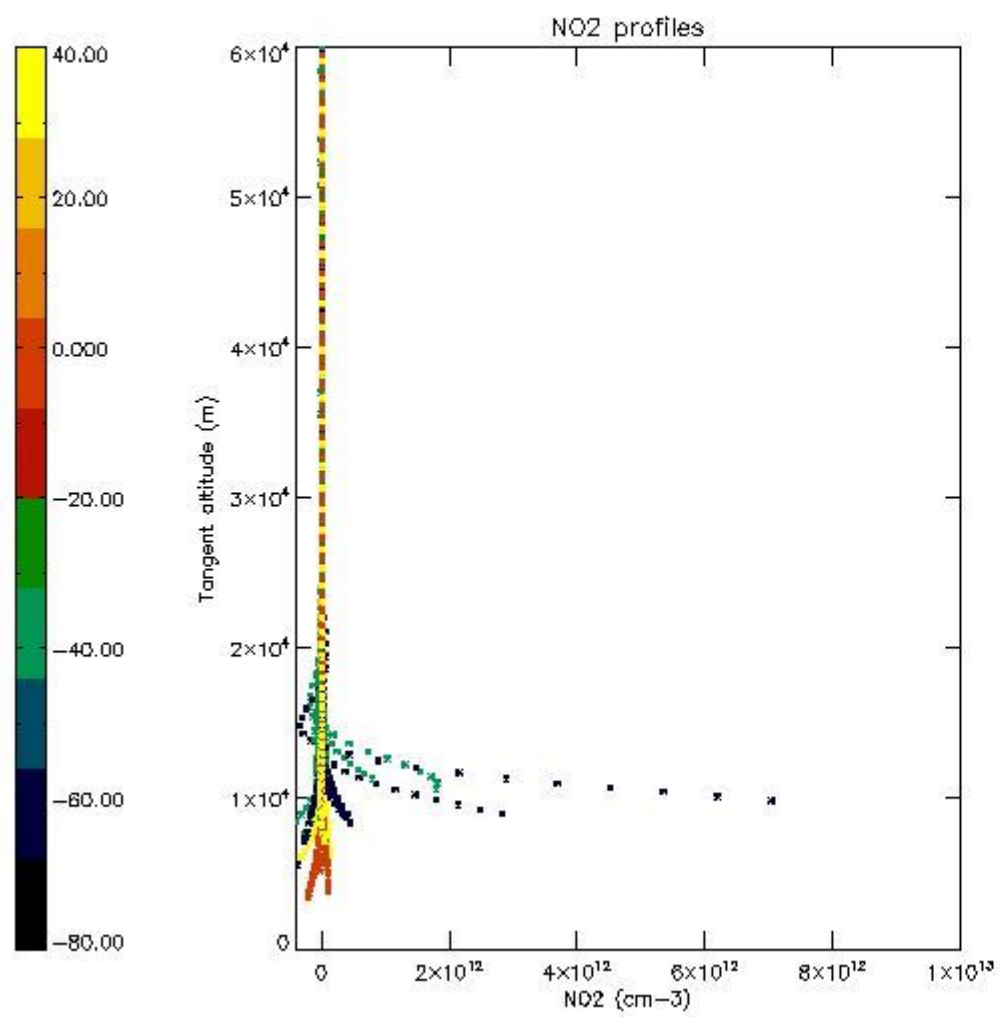
5.5 Plot ozone profiles where STD < 5% (dark without errors)

The colorbar represents the latitude.



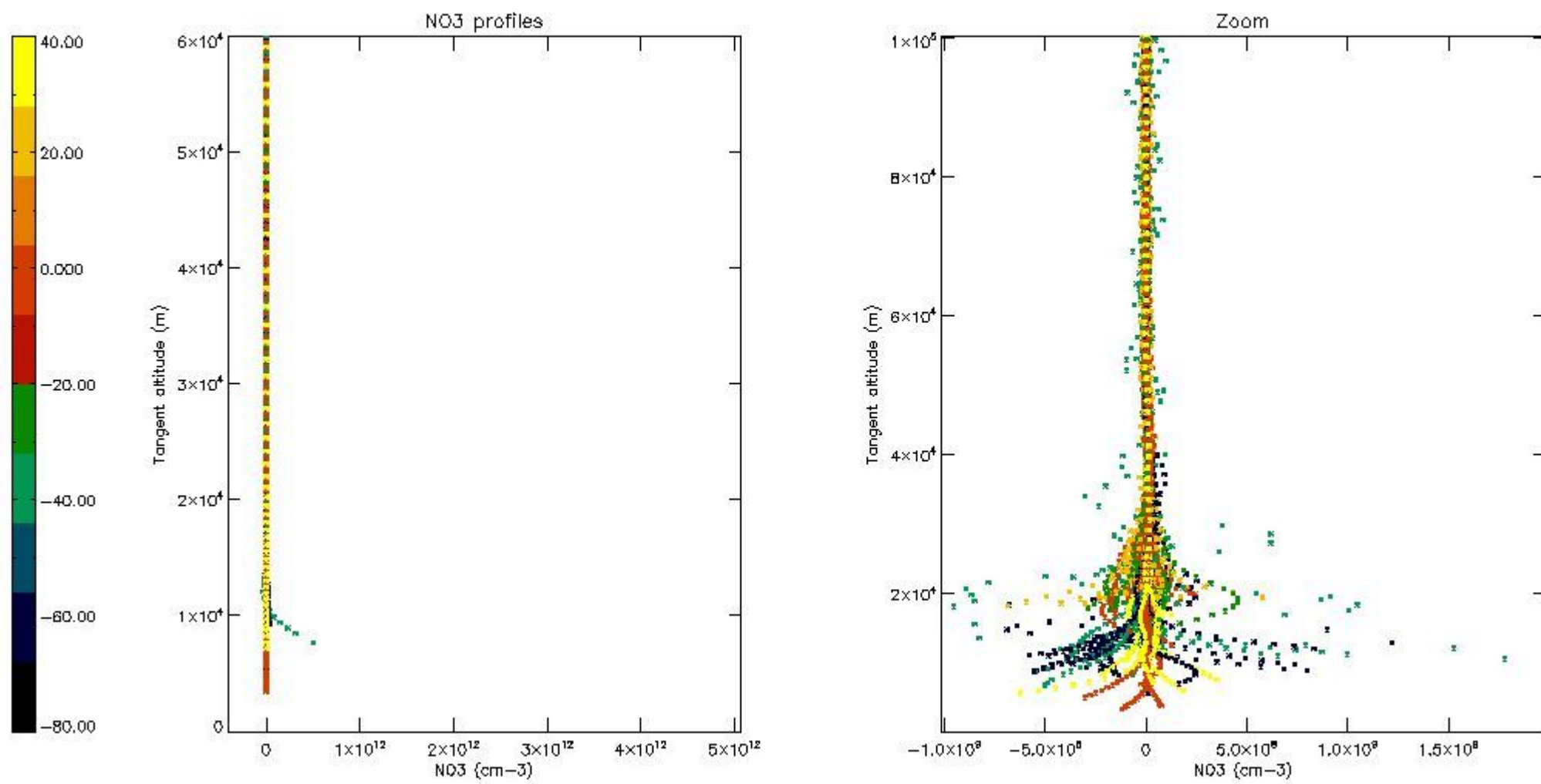
5.6 Plot NO₂ profiles for all STD (dark without errors)

The colorbar represents the latitude.



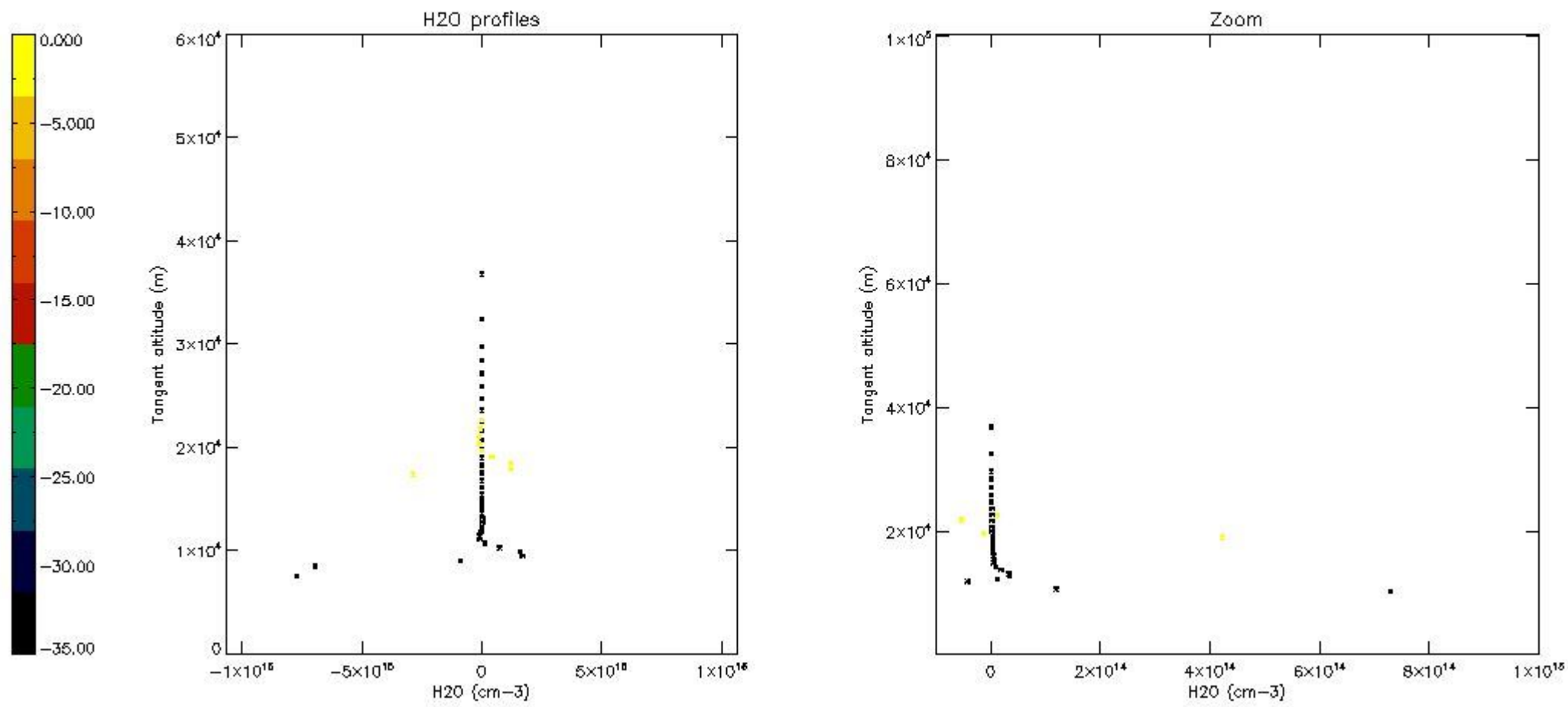
5.7 Plot NO3 profiles for all STD (dark without errors)

The colorbar represents the latitude.



5.8 Plot H2O profiles for all STD (only for occultations of stars 1,2,3,4,13,14,16,26,63 dark without errors)

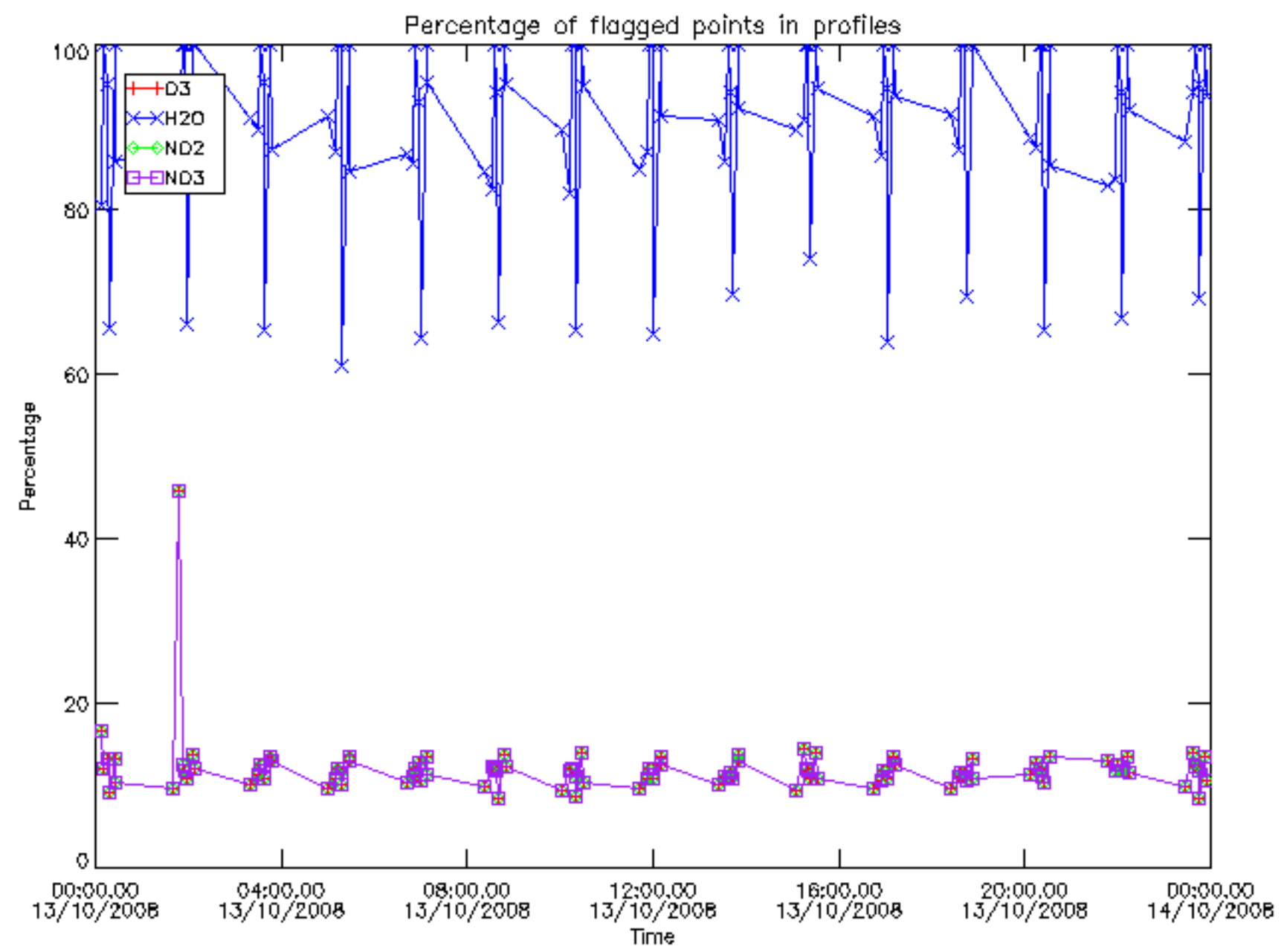
The colorbar represents the latitude.



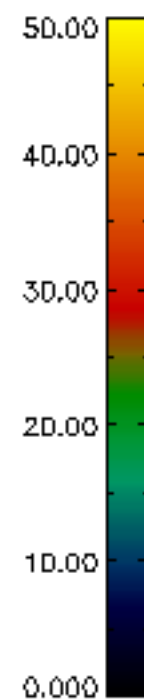
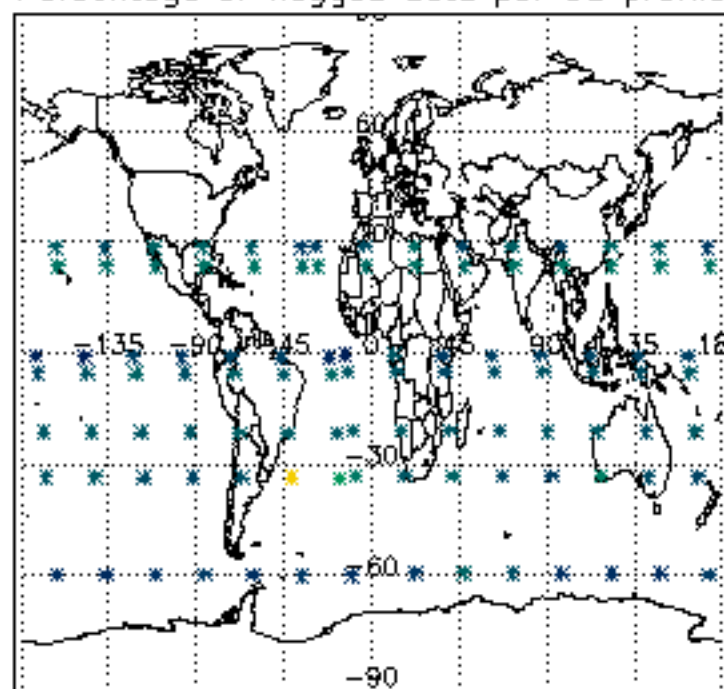
6. Auxiliary Data Files used for the production reported in section 2

The number reported in the third column indicates since which file (see list in section 2) the corresponding auxiliary file has been used. The fourth column is the date of those product files.

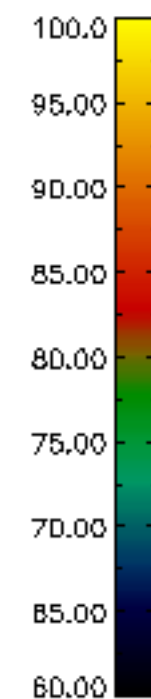
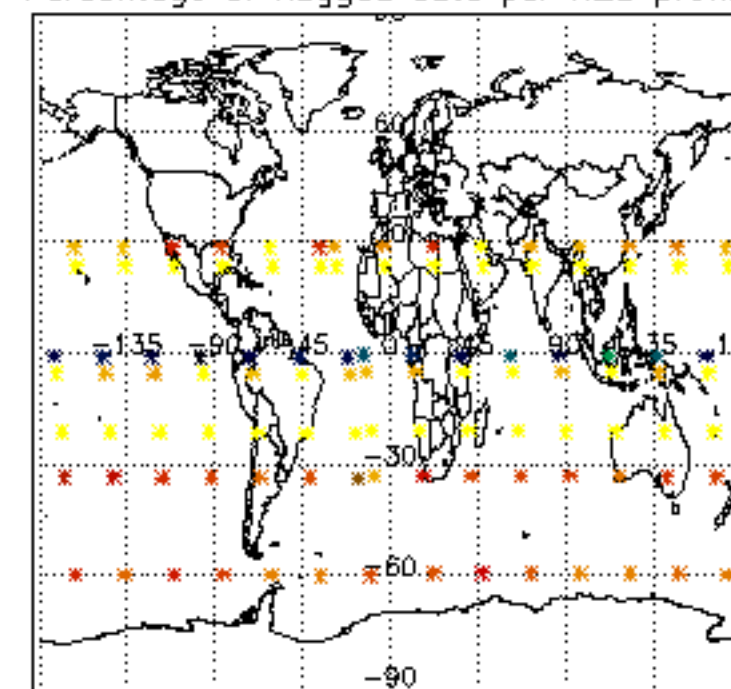
Type	Auxiliary Filename	Used since product	Used since product date
INST_PHYS_CHARACTERISTICS	GOM_INS_AXVIEC20091111_143220_20030716_120000_20500101_000000	1	13-OCT-2008 00:08:11
LEVEL-2_PROC_CONFIG	GOM_PR2_AXVIEC20091111_152718_20020301_000000_20500101_000000	1	13-OCT-2008 00:08:11
CROSS_SECTIONS_FILE	GOM_CRS_AXVIEC20091111_154832_20020301_000000_20500101_000000	1	13-OCT-2008 00:08:11



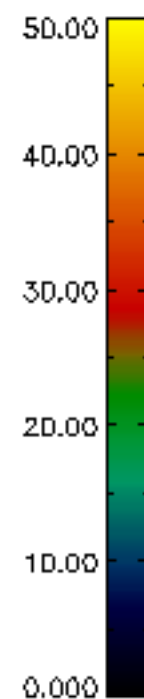
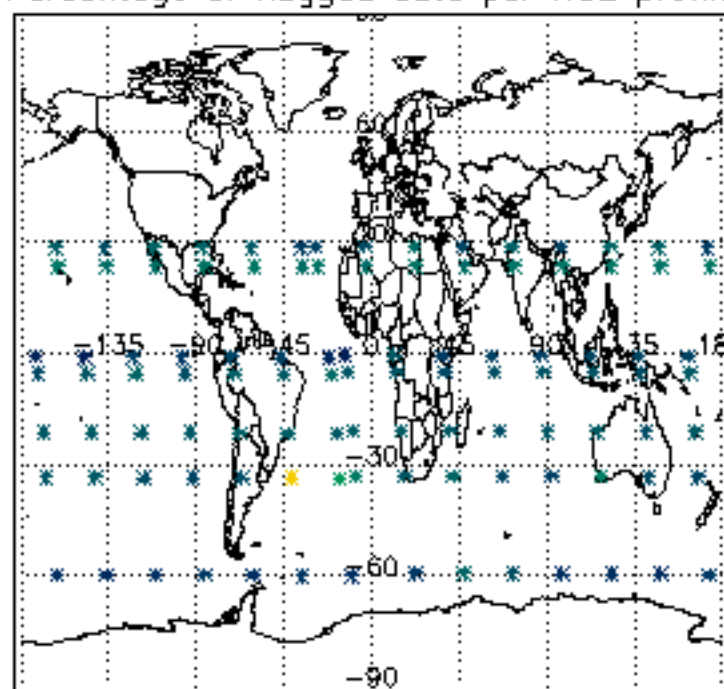
Percentage of flagged data per D3 profile



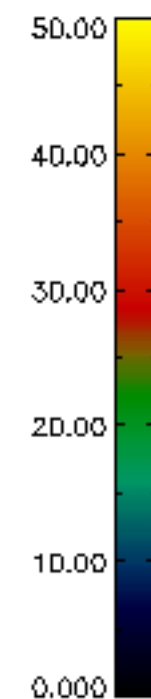
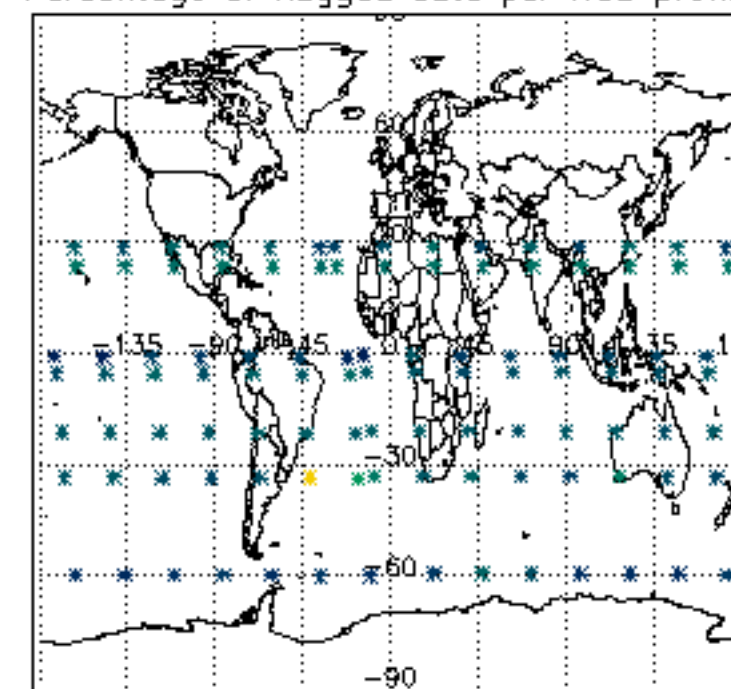
Percentage of flagged data per H2O profile

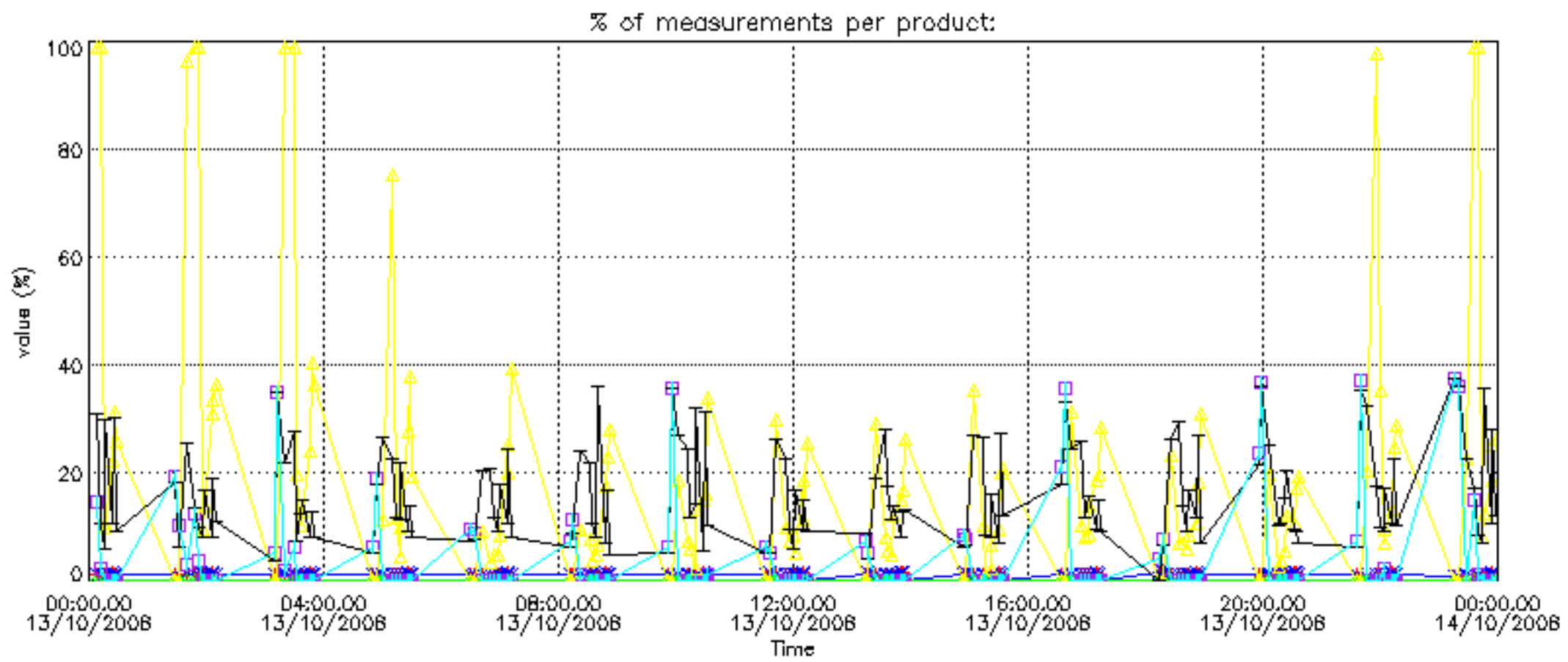


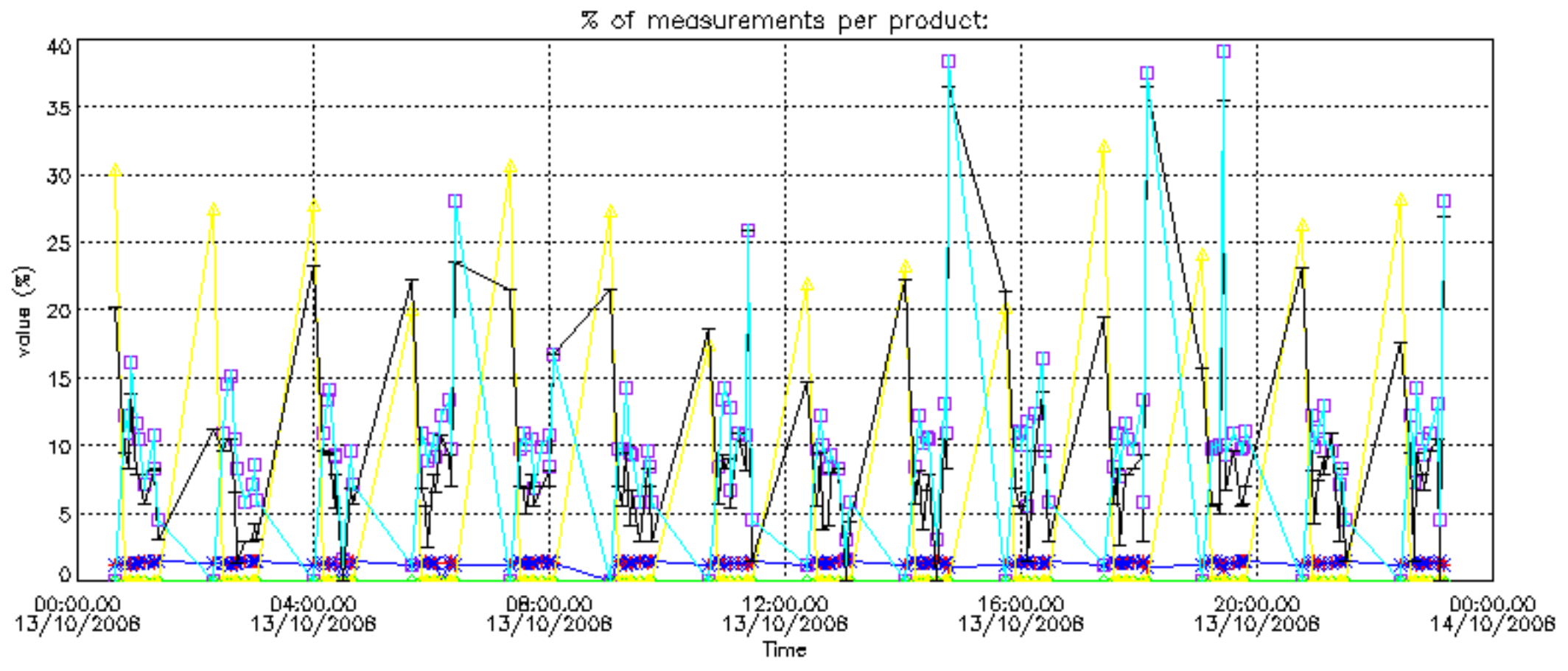
Percentage of flagged data per NO2 profile



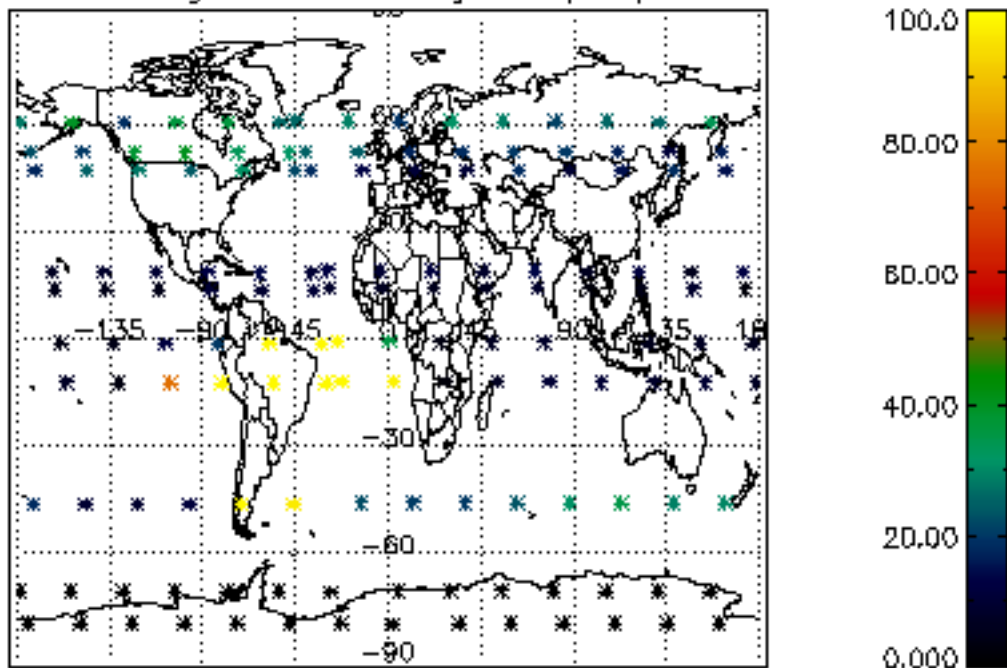
Percentage of flagged data per NO3 profile



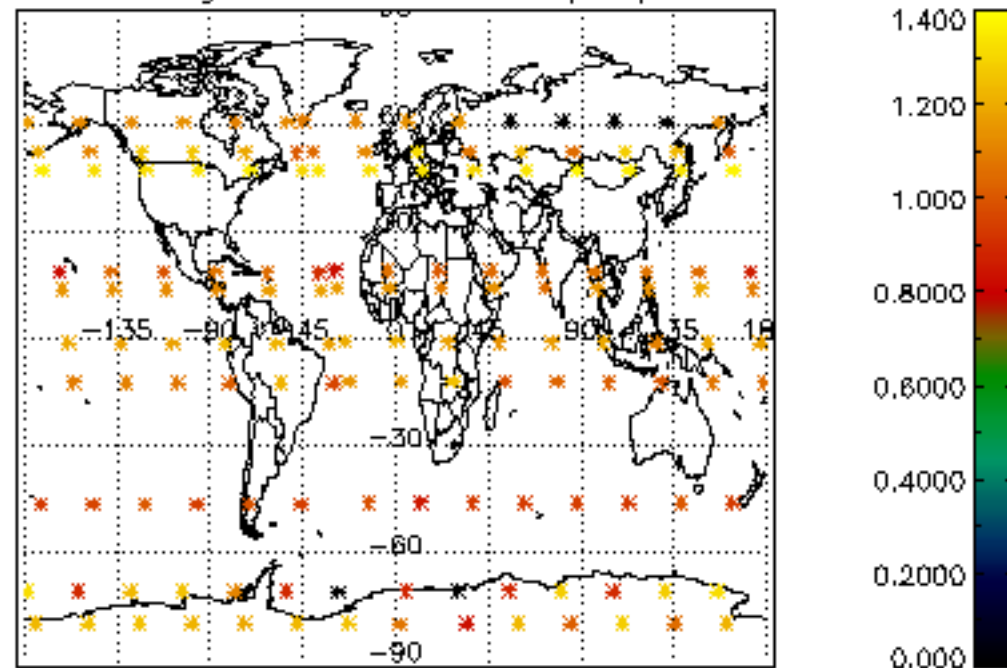




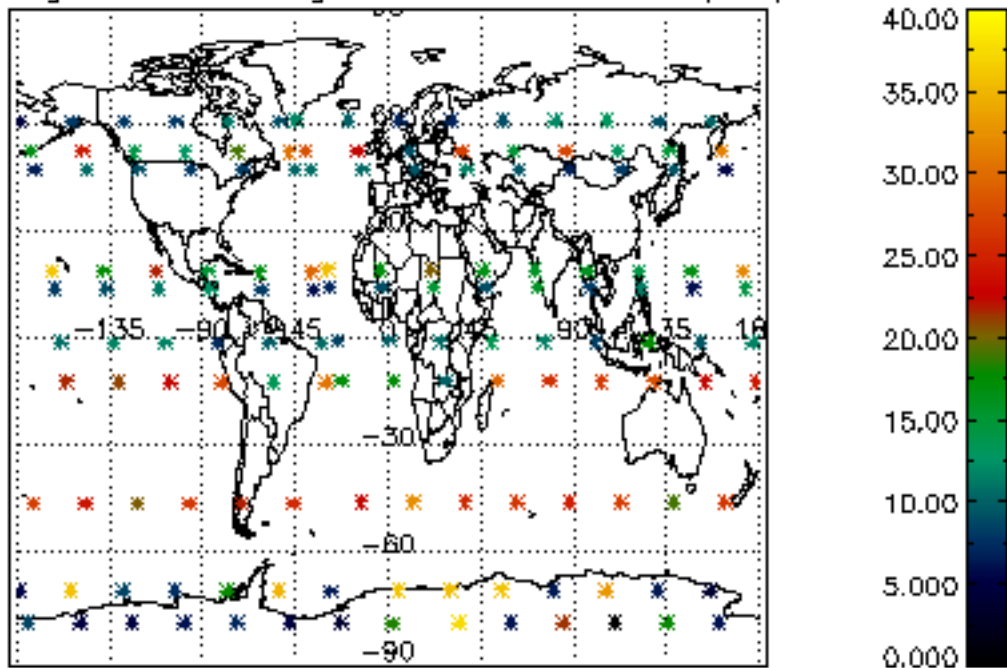
Percentage of cosmic ray hits per profile



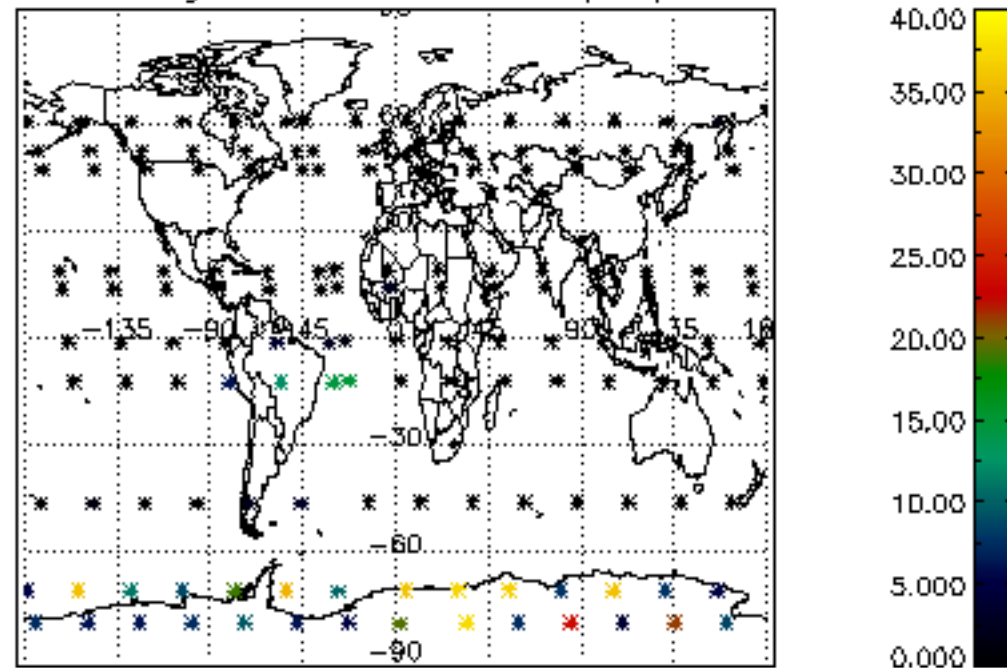
Percentage of datation errors per profile



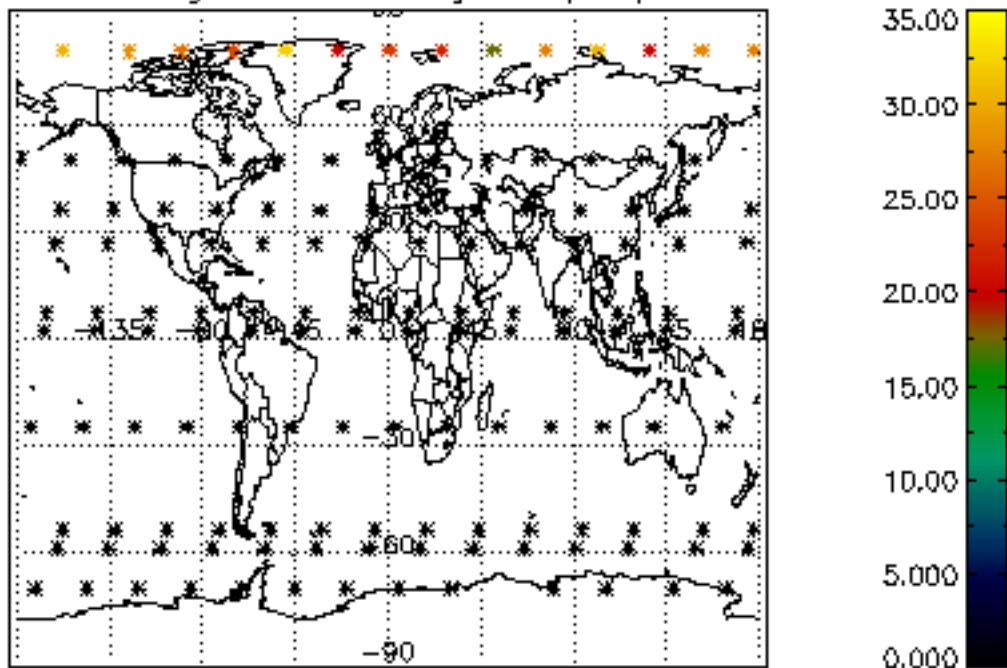
Percentage of star falling outside central band per profile



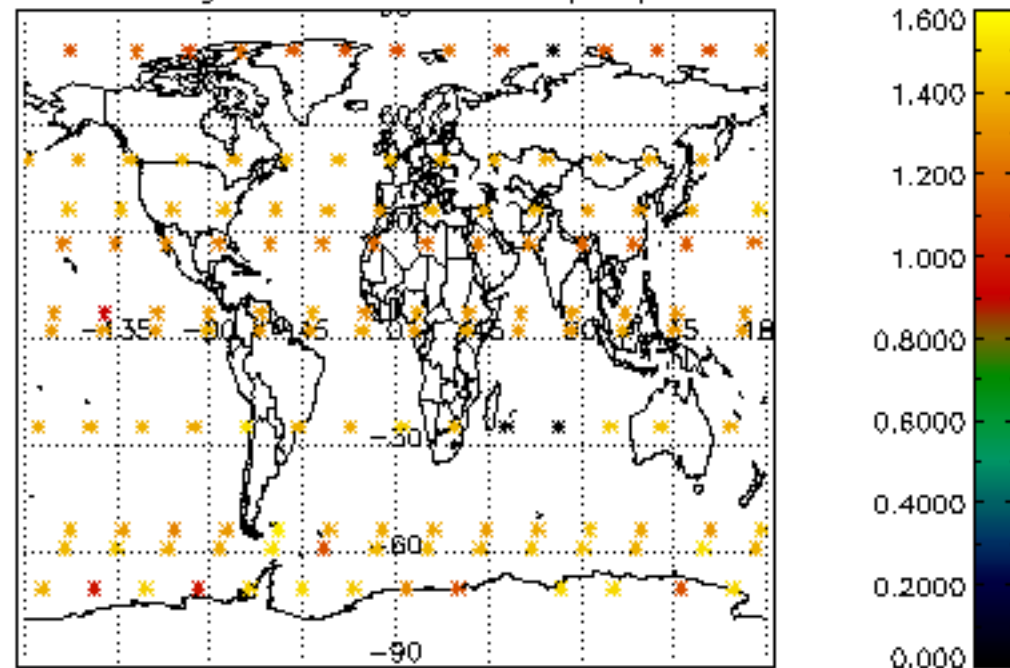
Percentage of saturation errors per profile



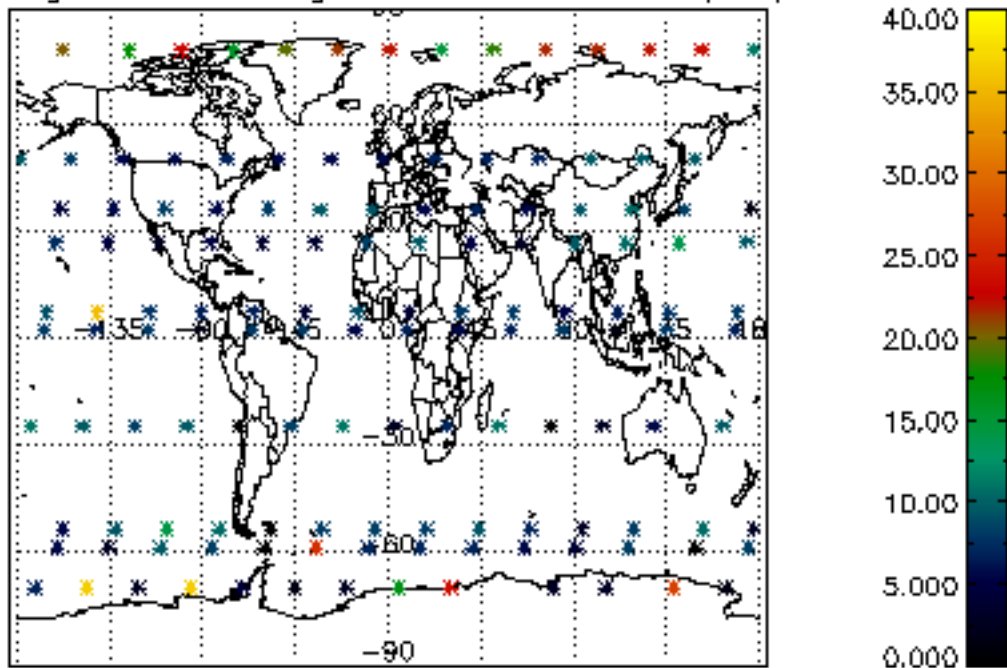
Percentage of cosmic ray hits per profile



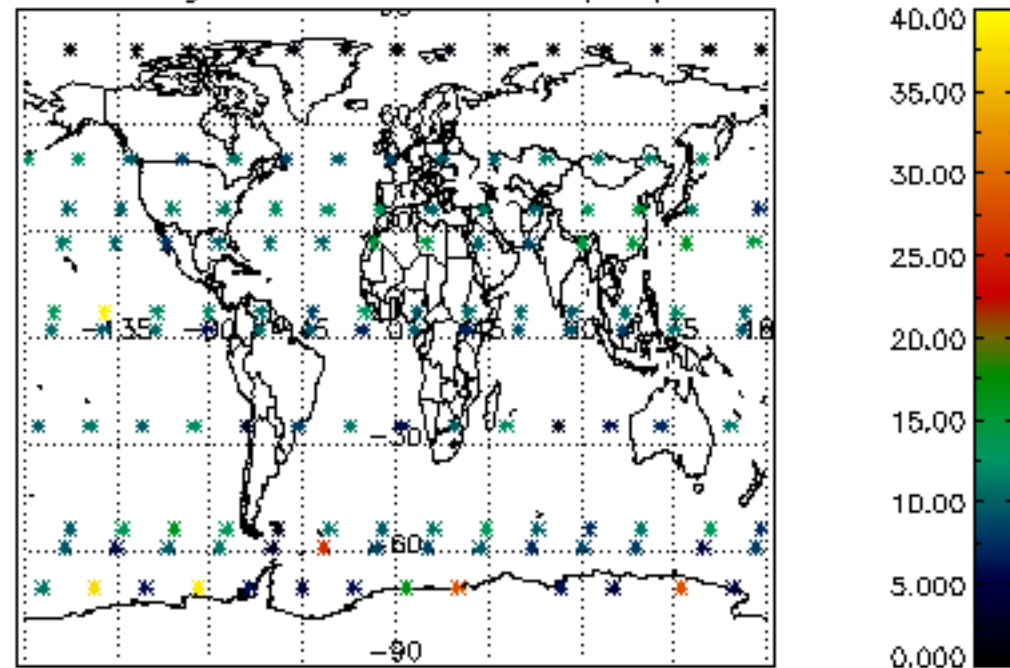
Percentage of datation errors per profile

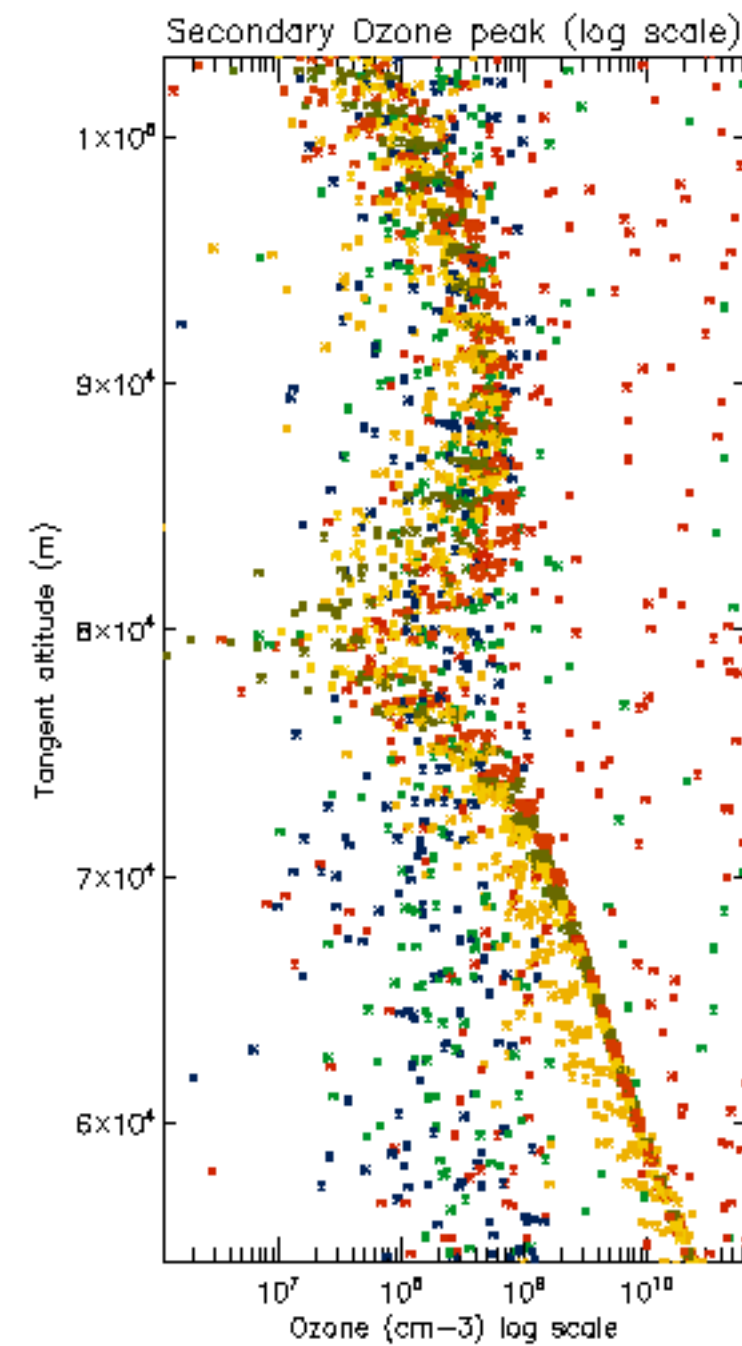
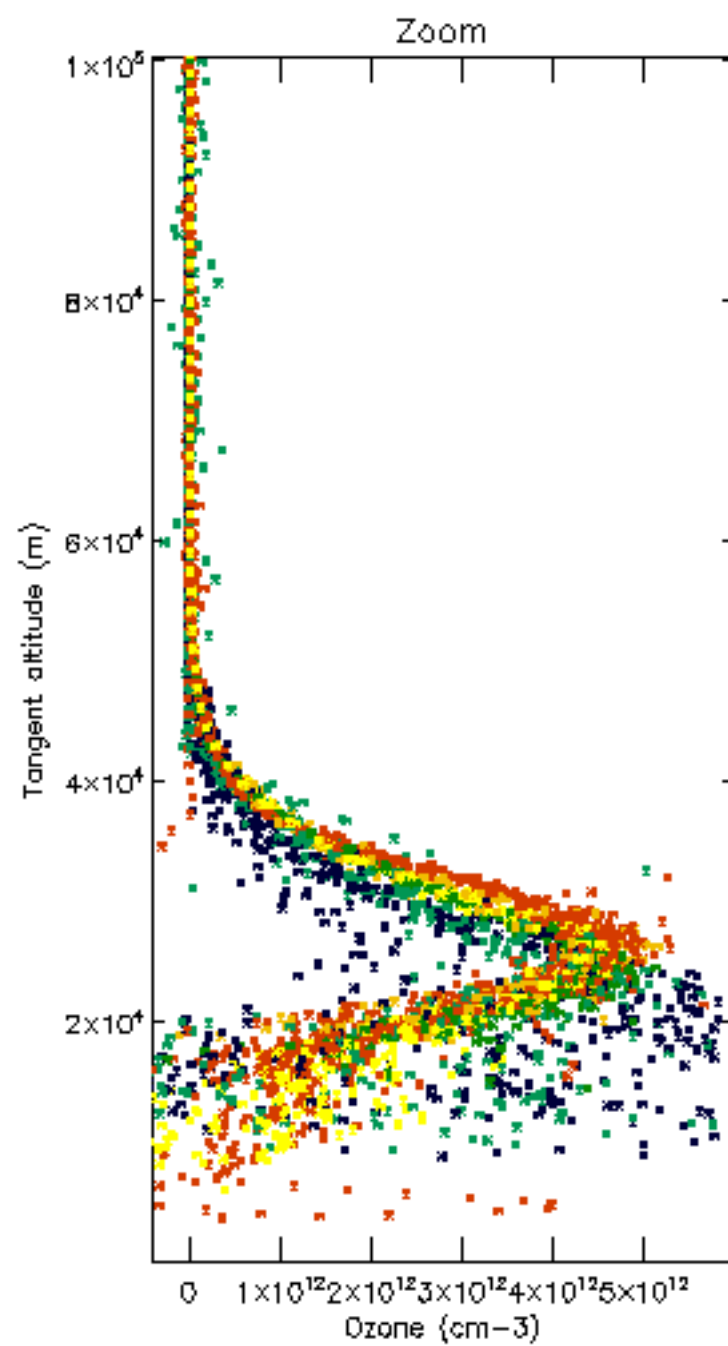
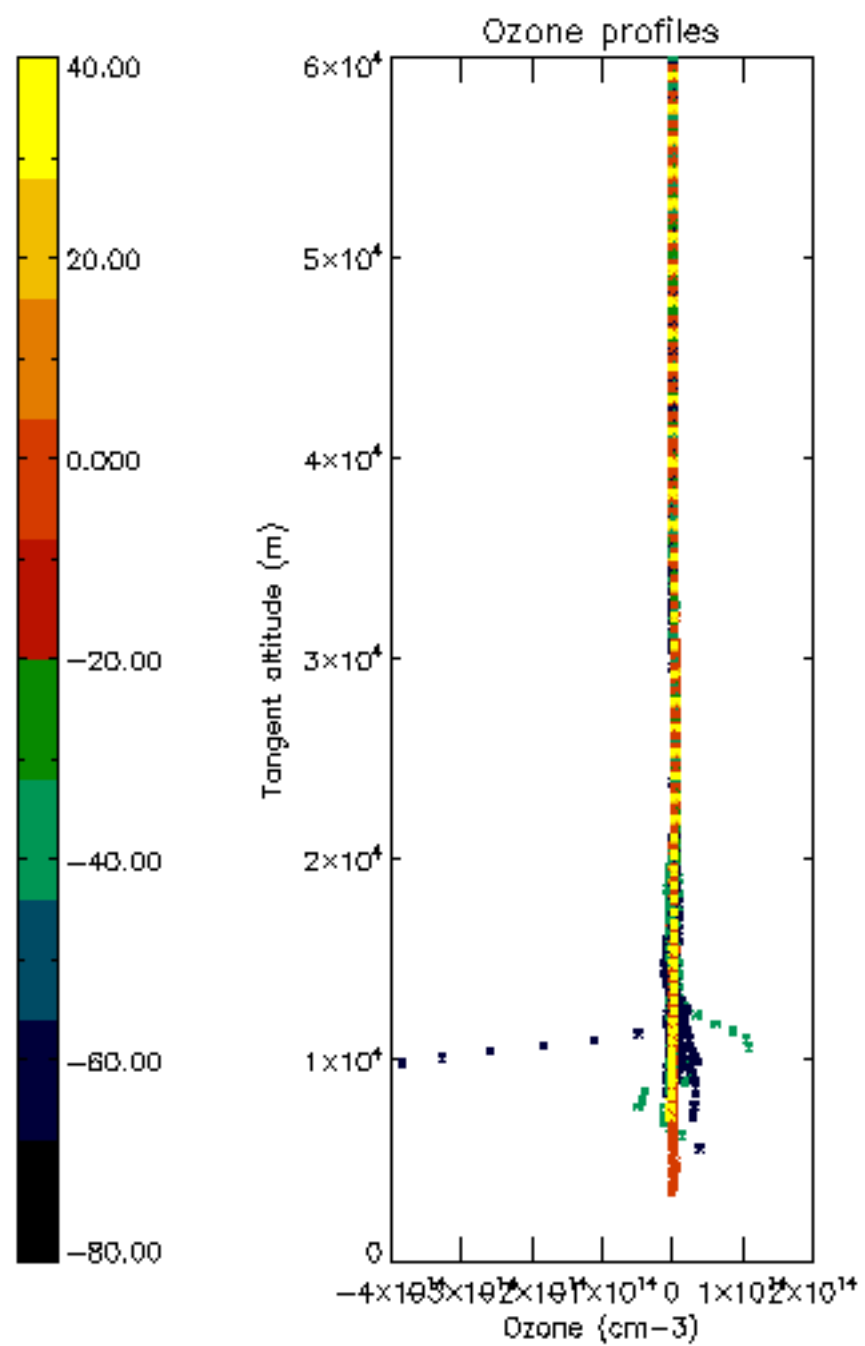


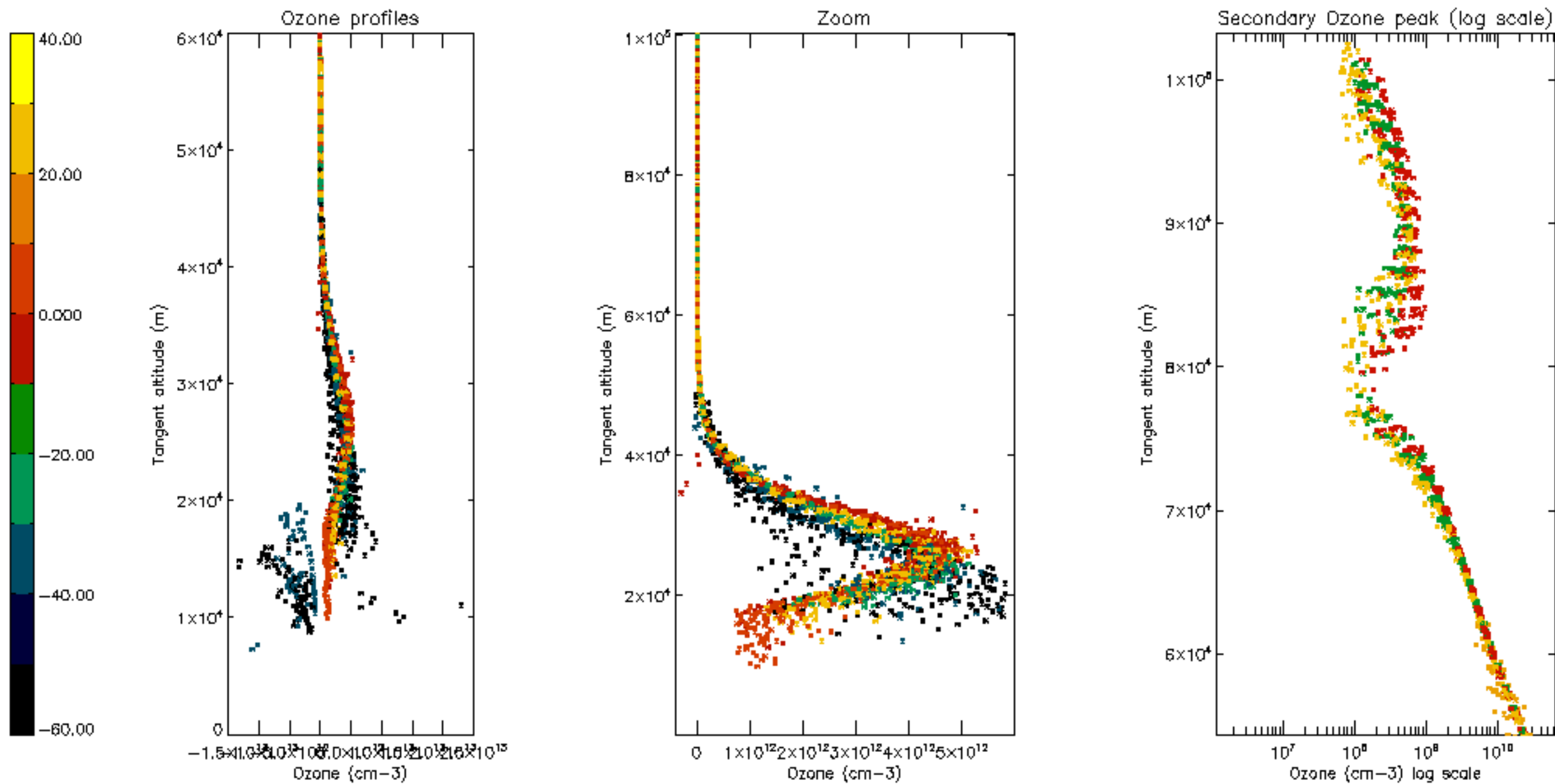
Percentage of star falling outside central band per profile

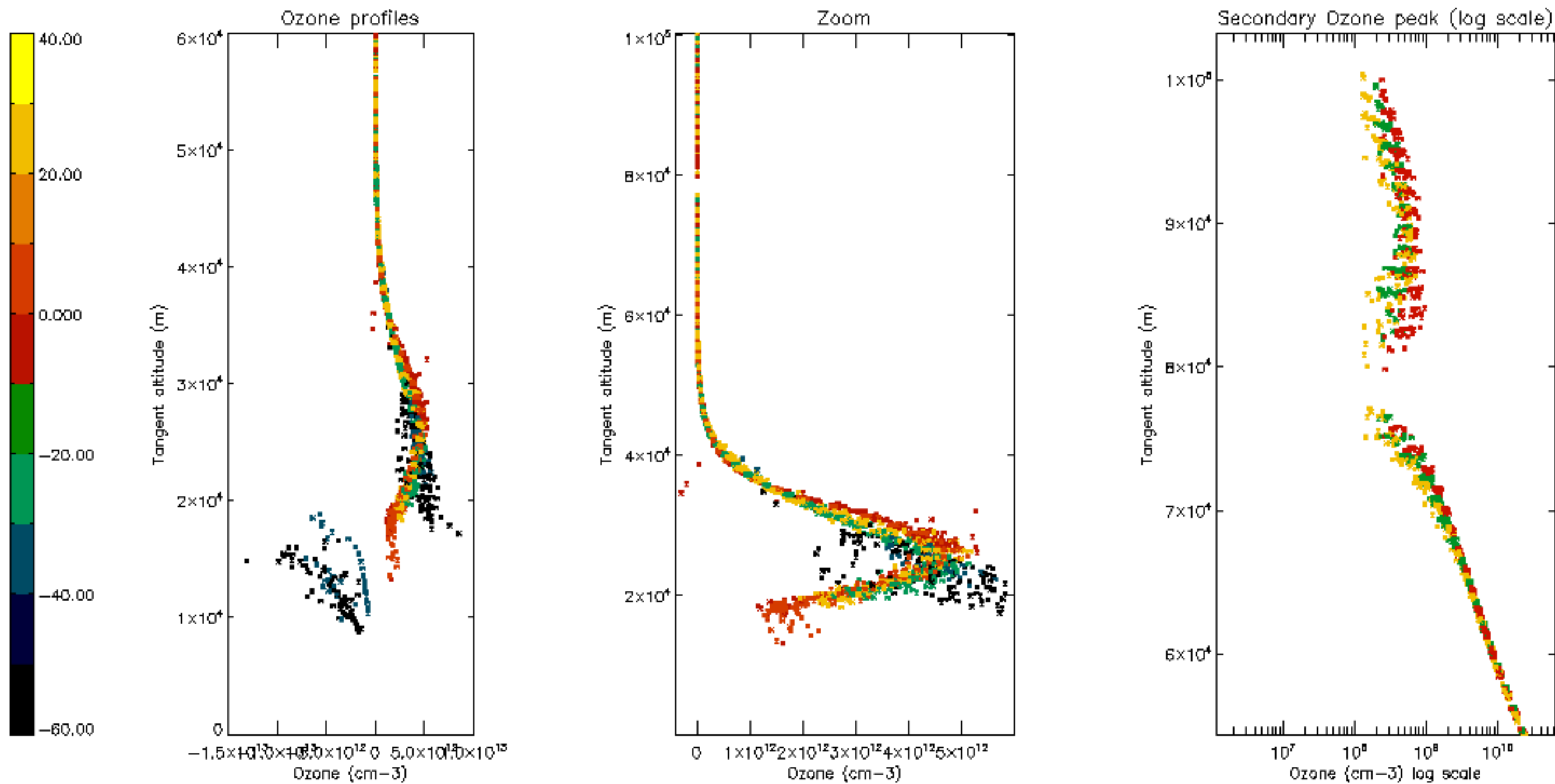


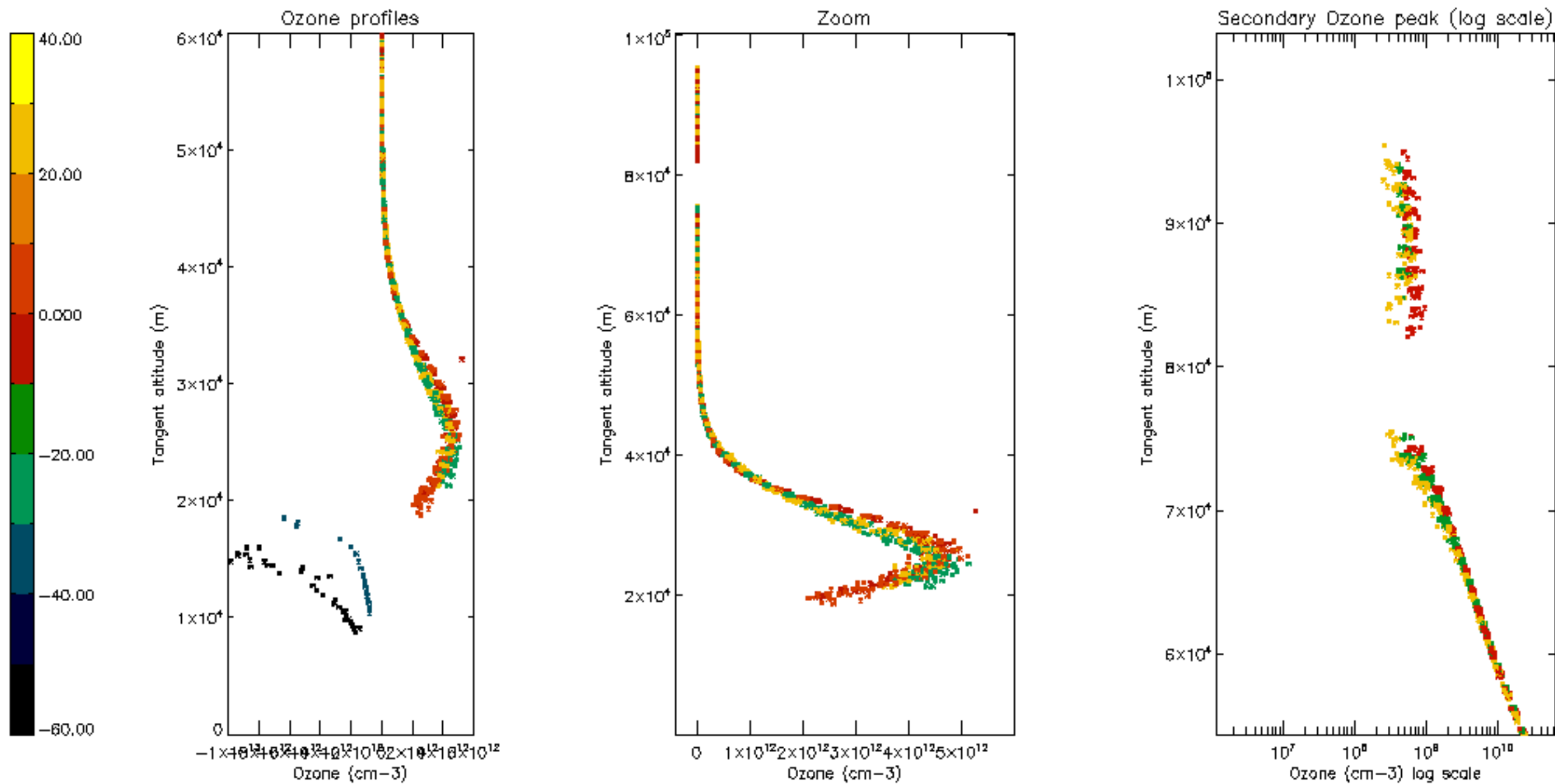
Percentage of saturation errors per profile

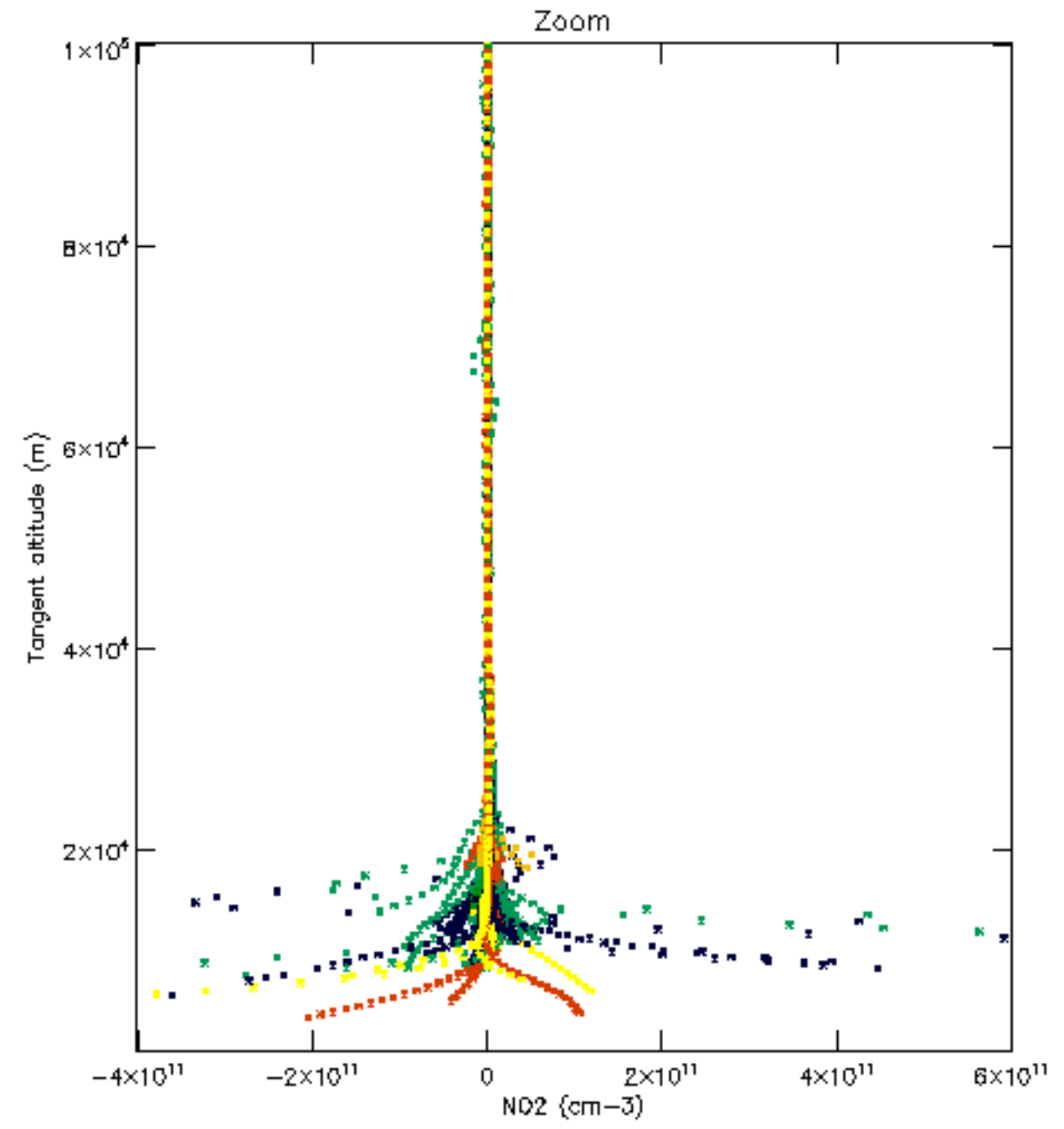
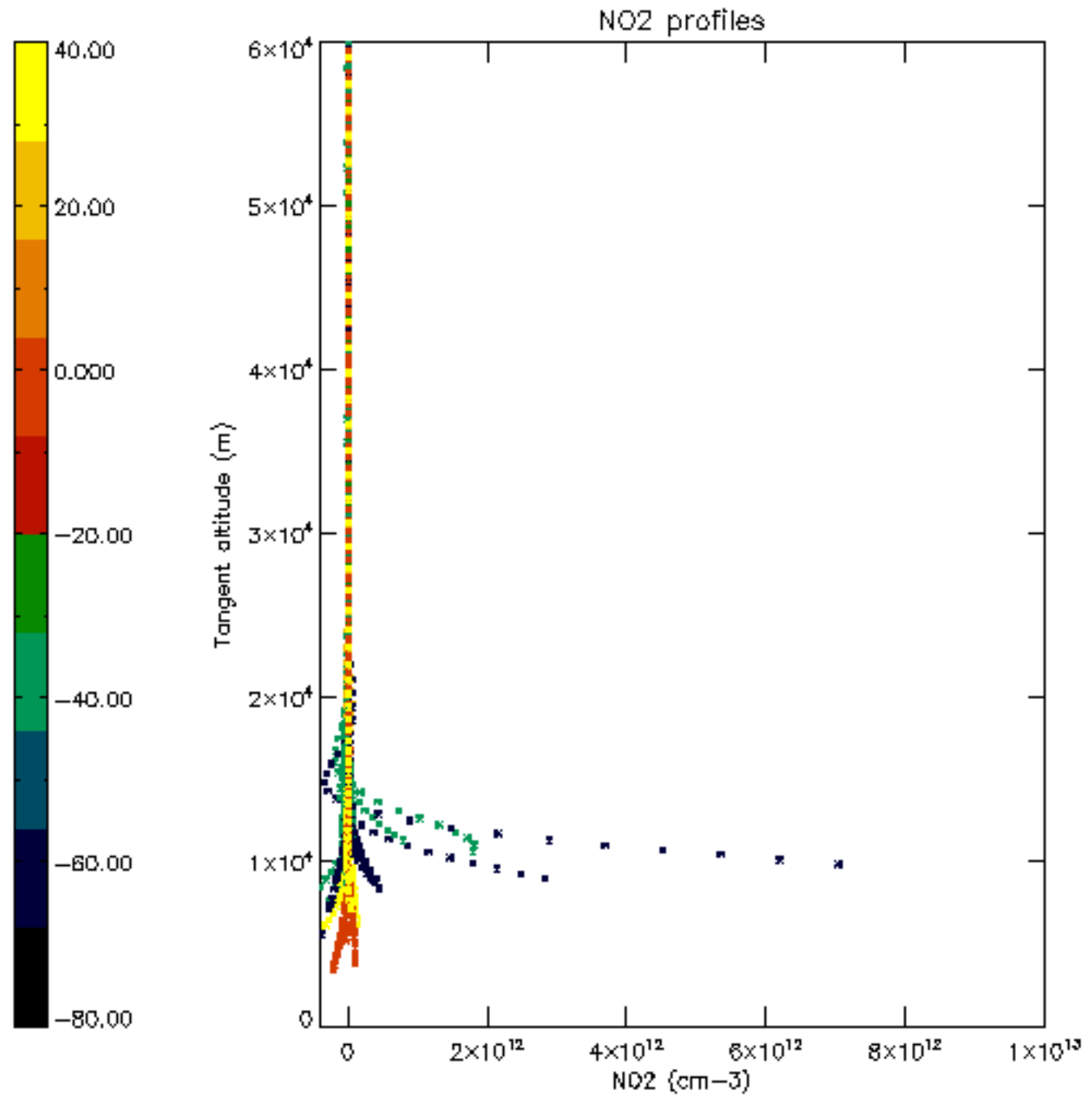


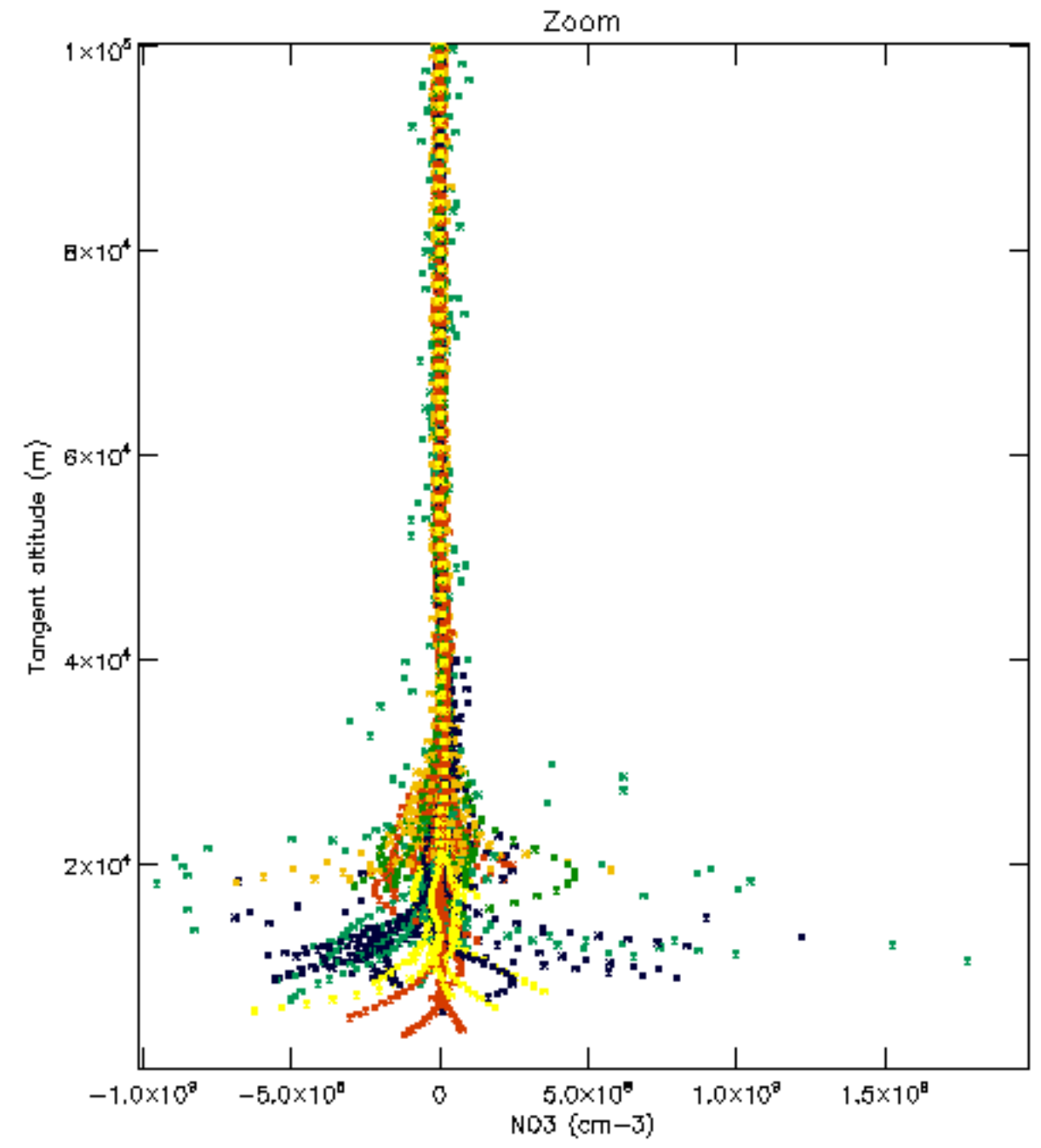
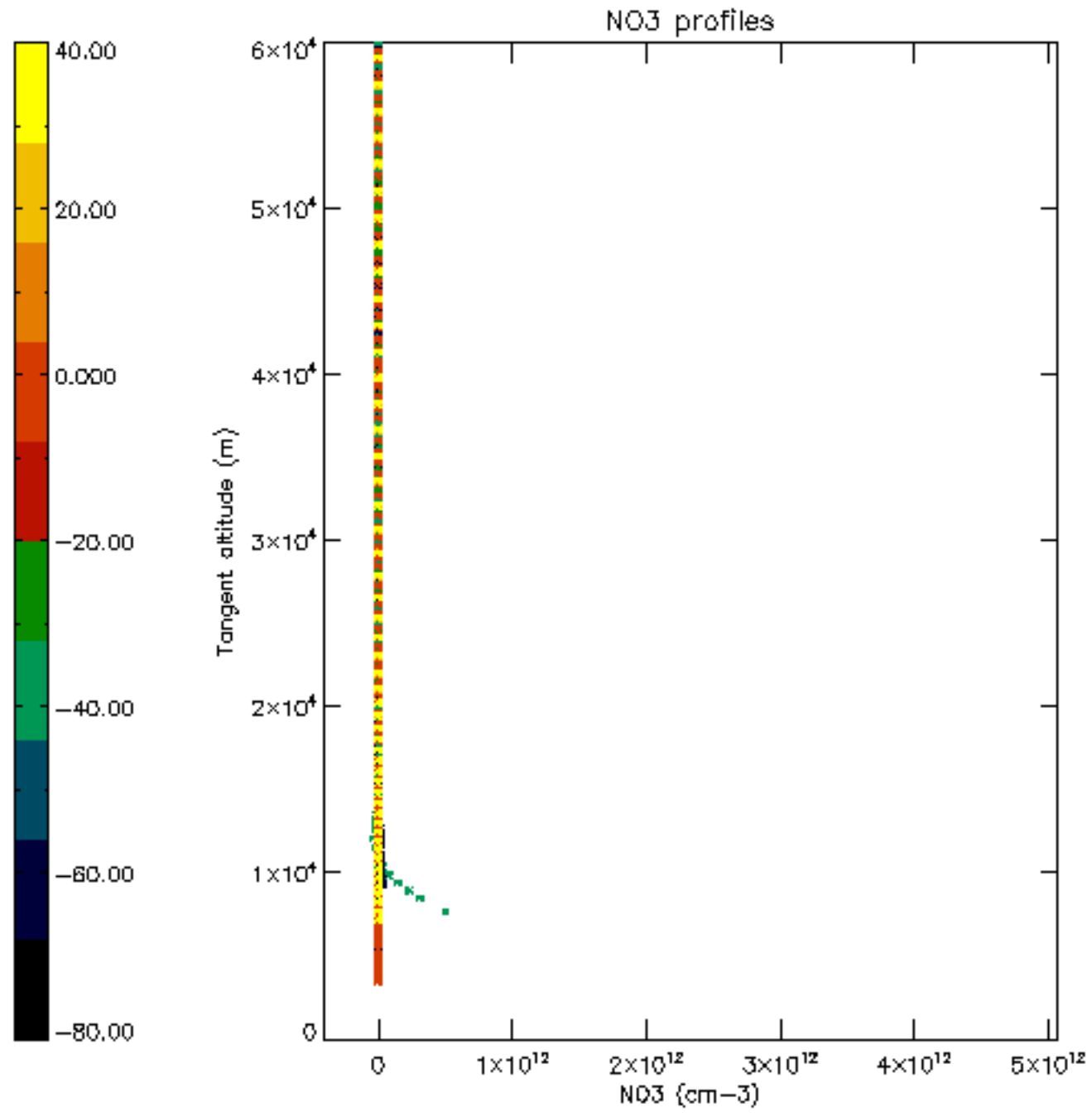


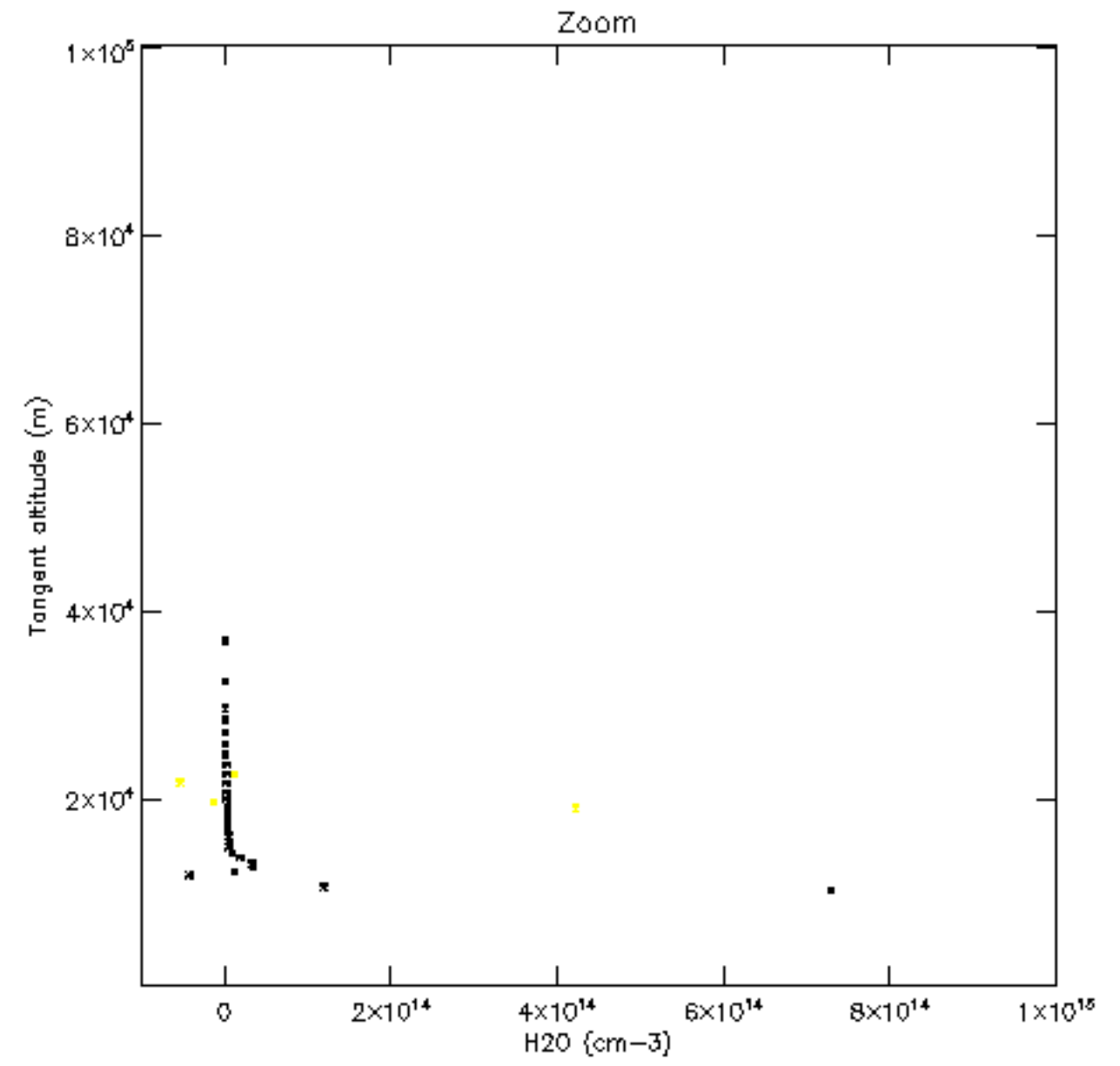
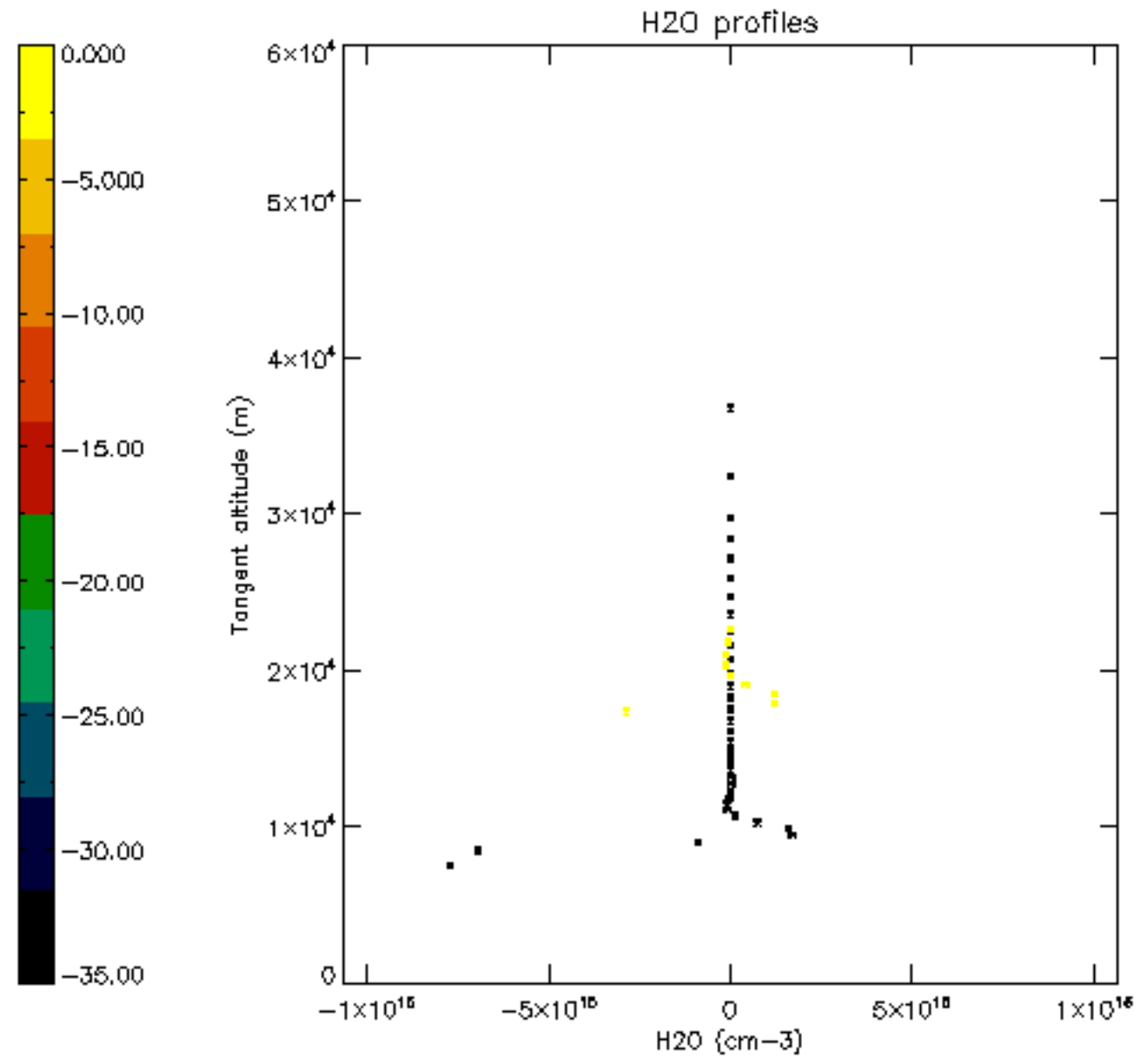


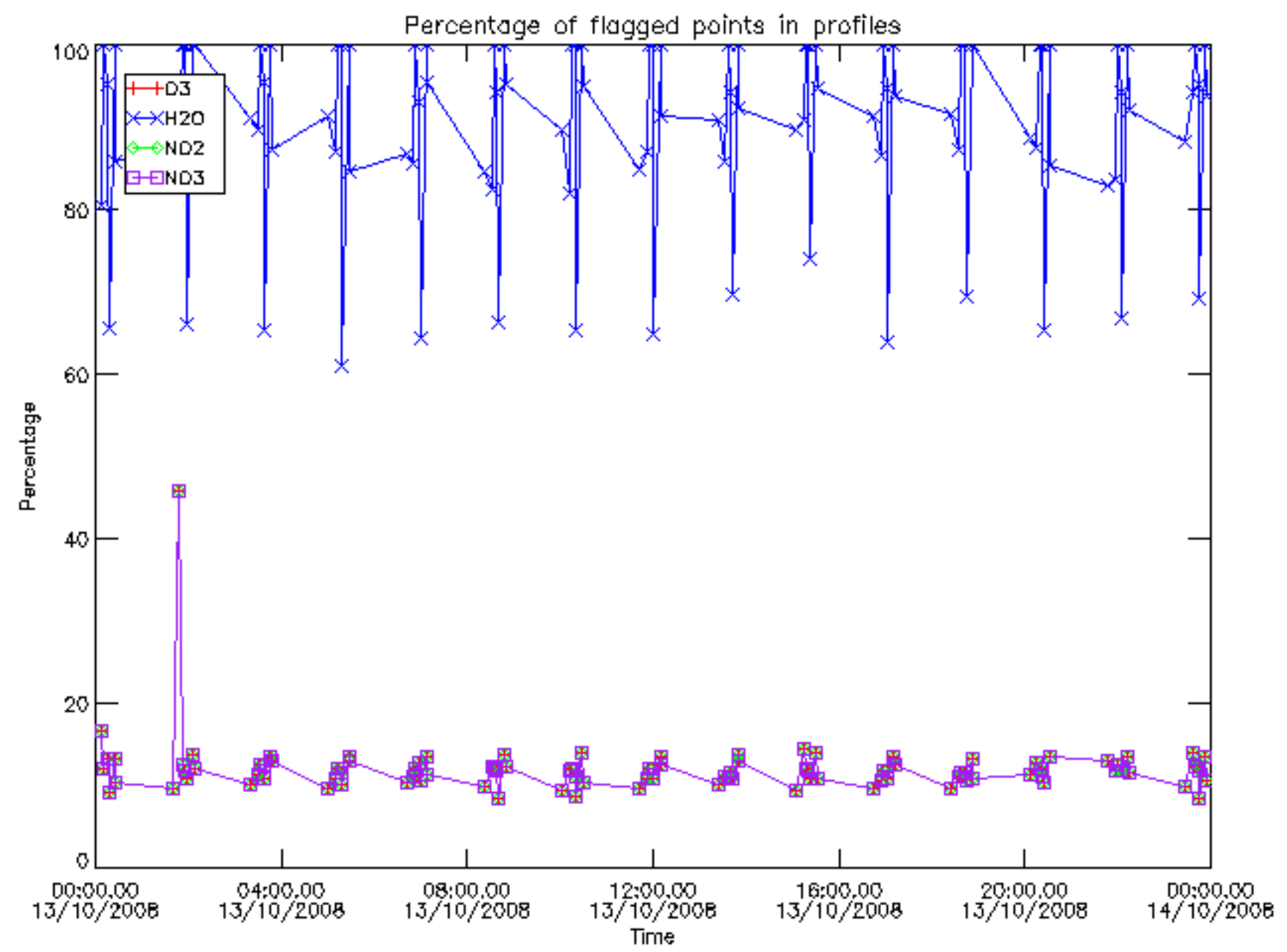




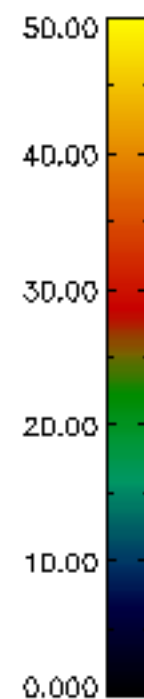
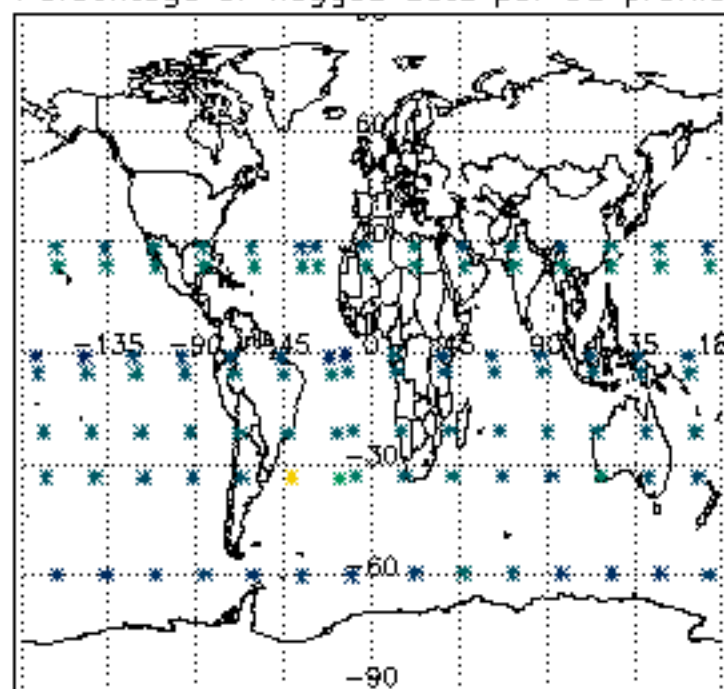




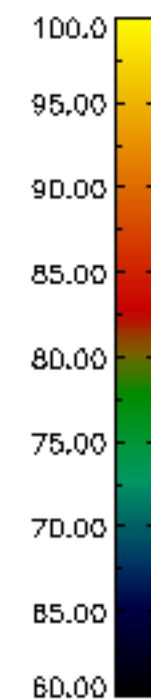
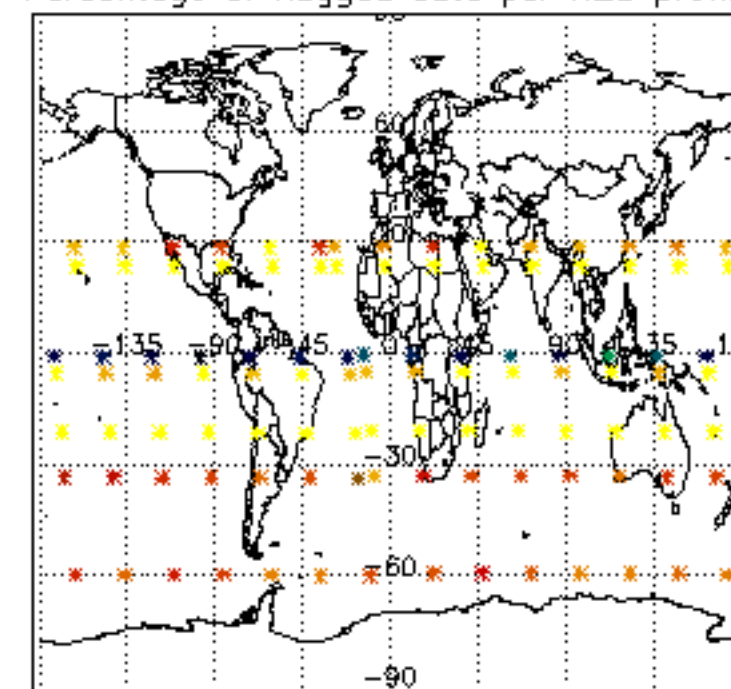




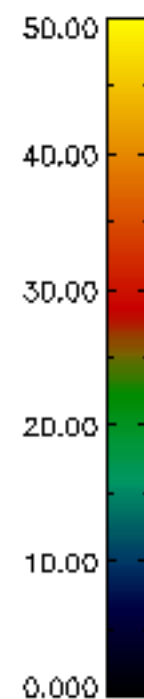
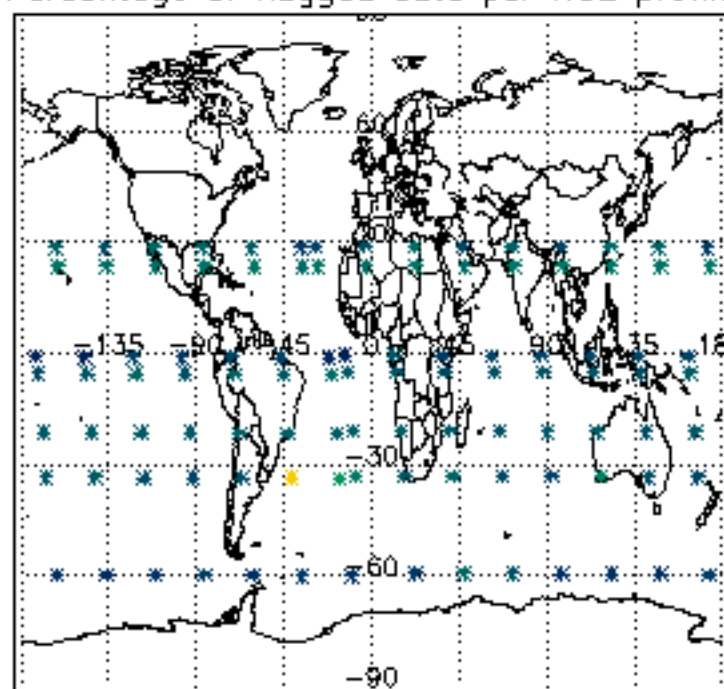
Percentage of flagged data per D3 profile



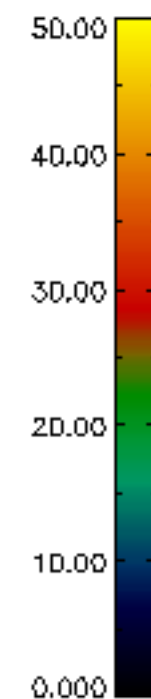
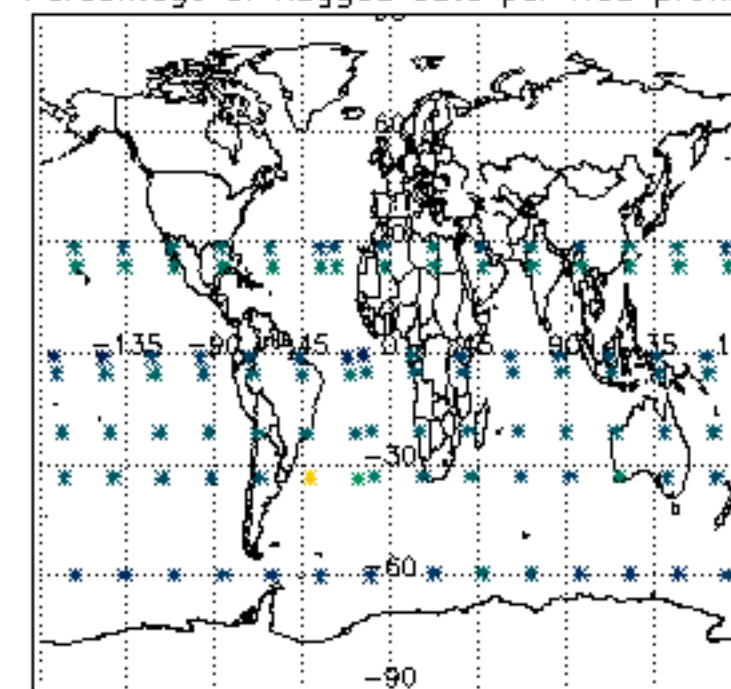
Percentage of flagged data per H2O profile

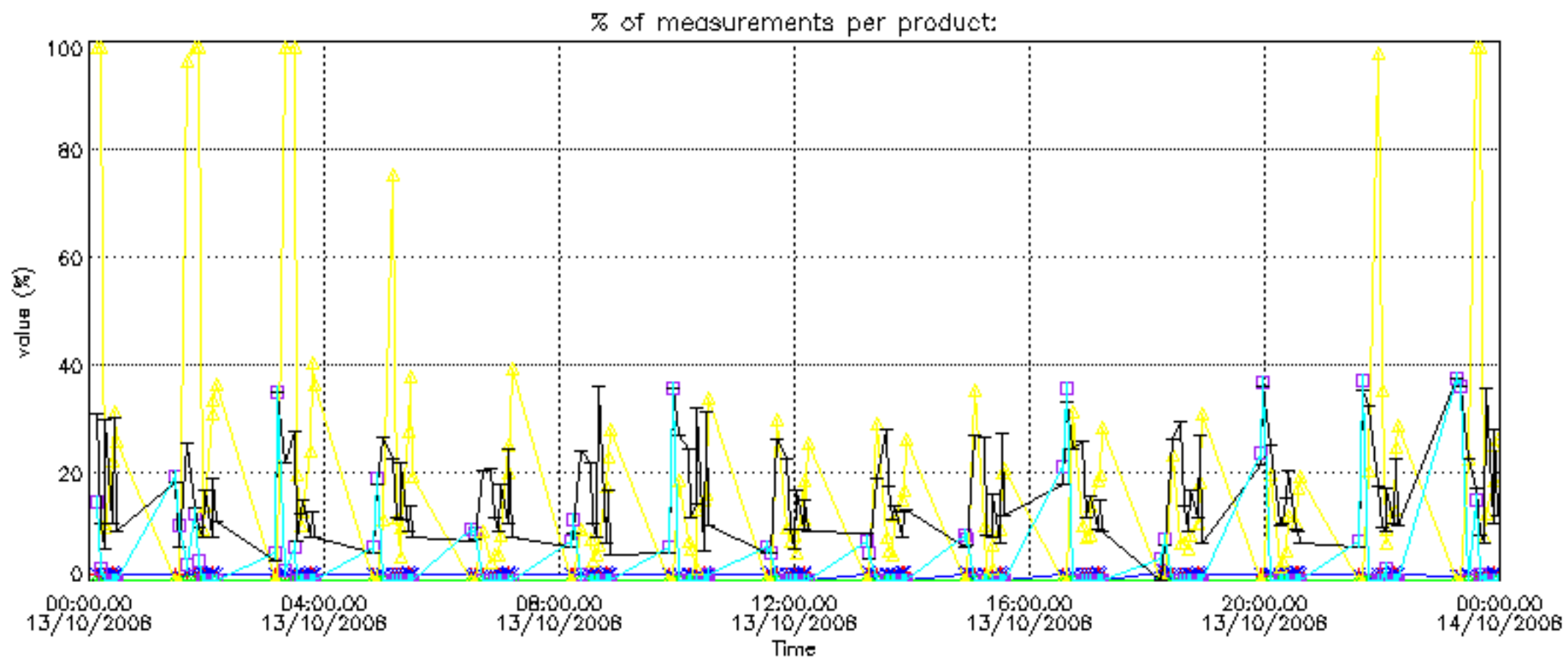


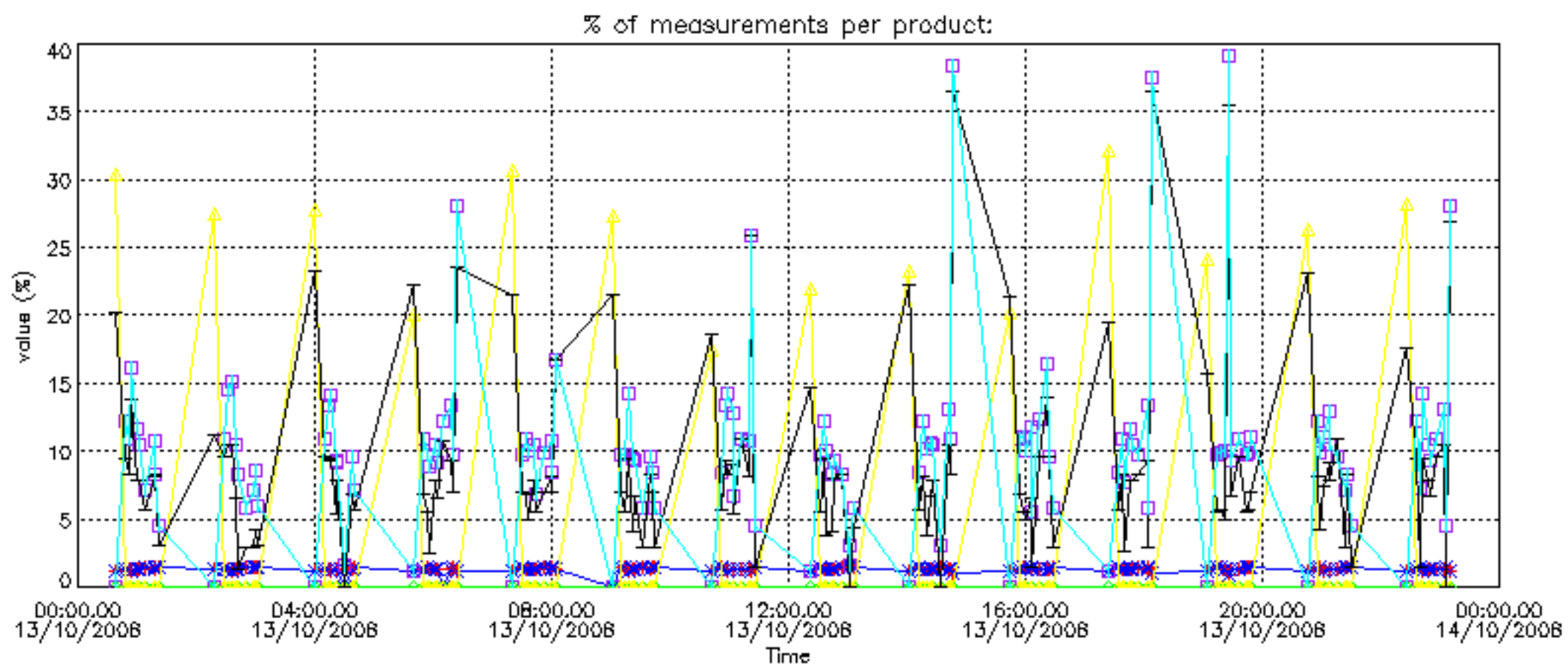
Percentage of flagged data per NO2 profile



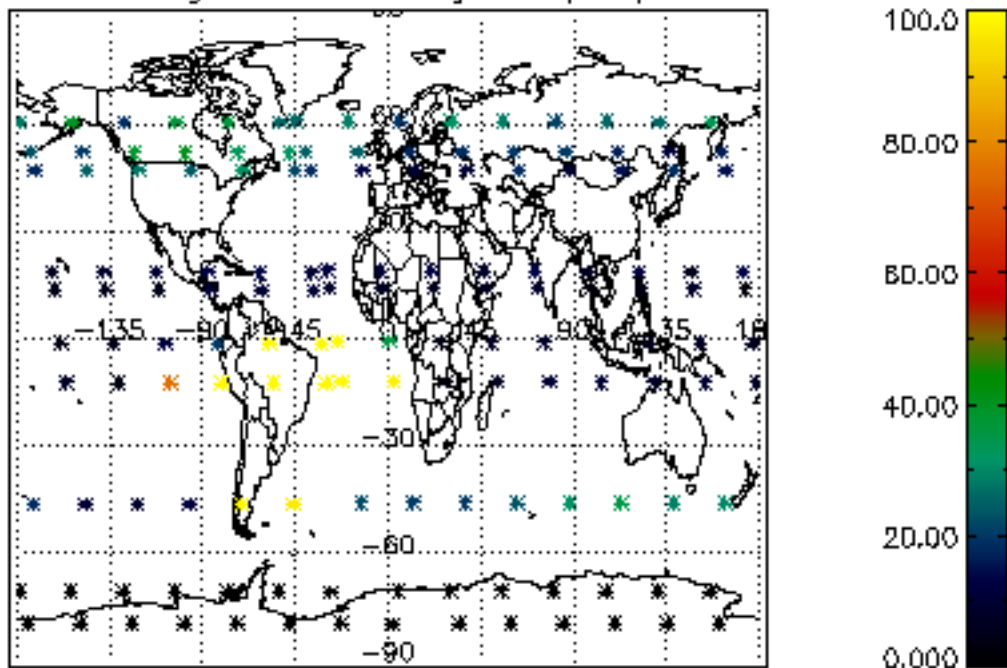
Percentage of flagged data per NO3 profile



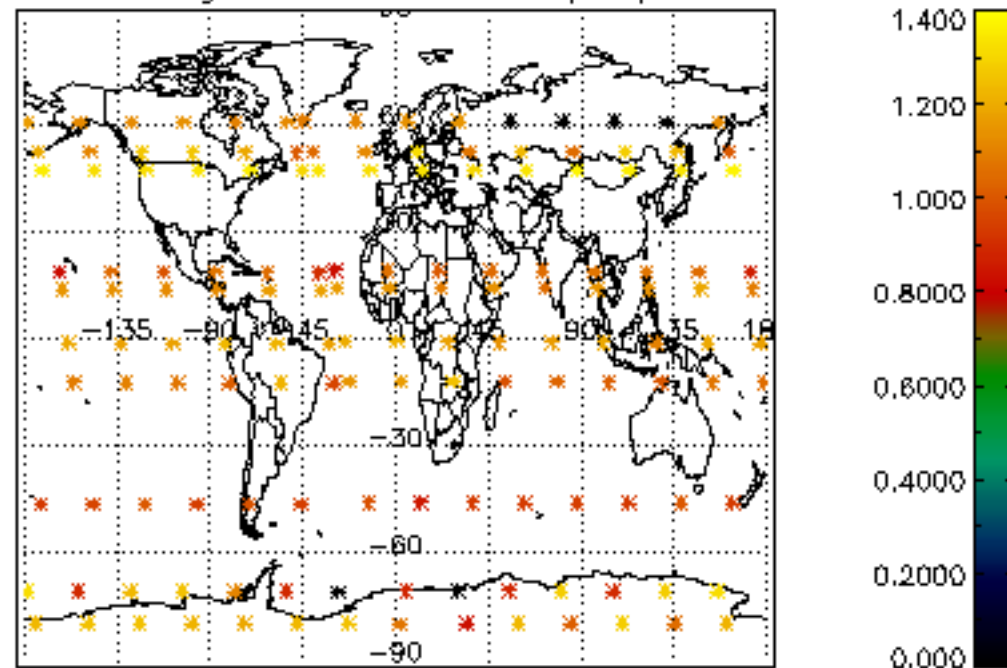




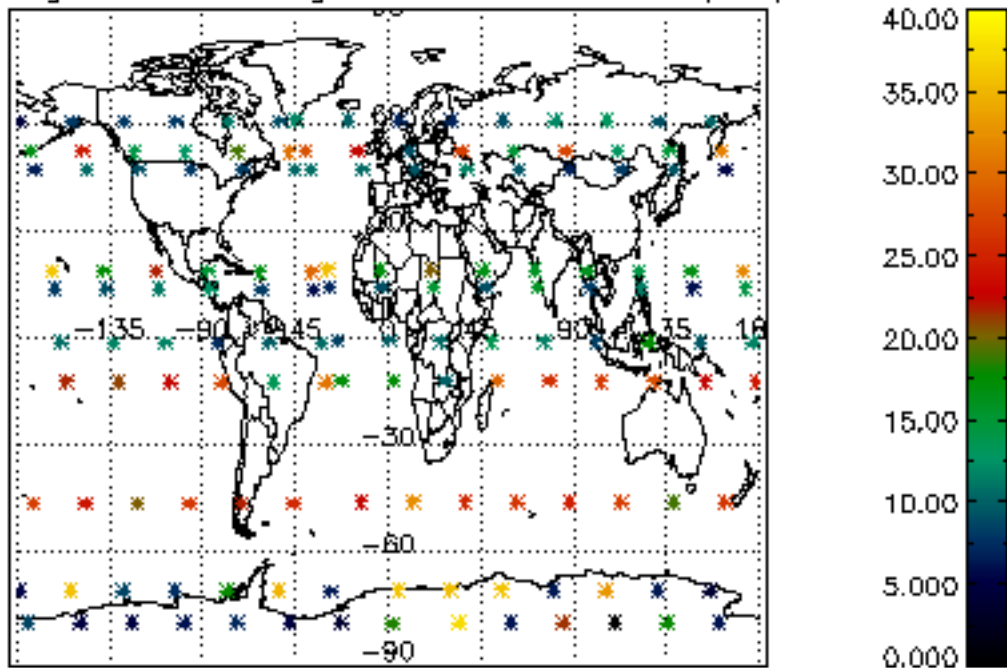
Percentage of cosmic ray hits per profile



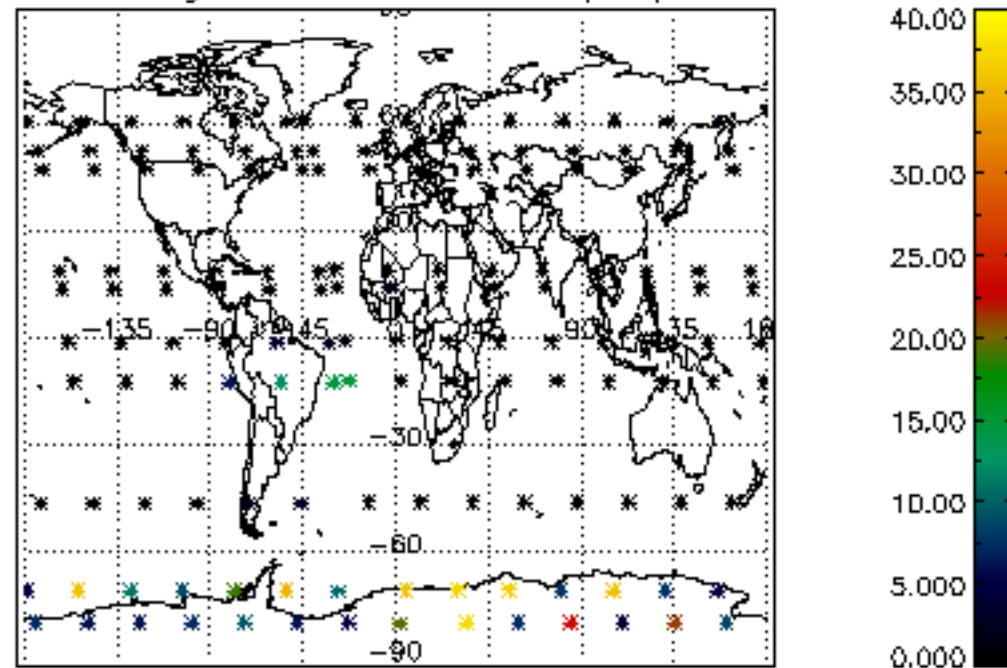
Percentage of datation errors per profile



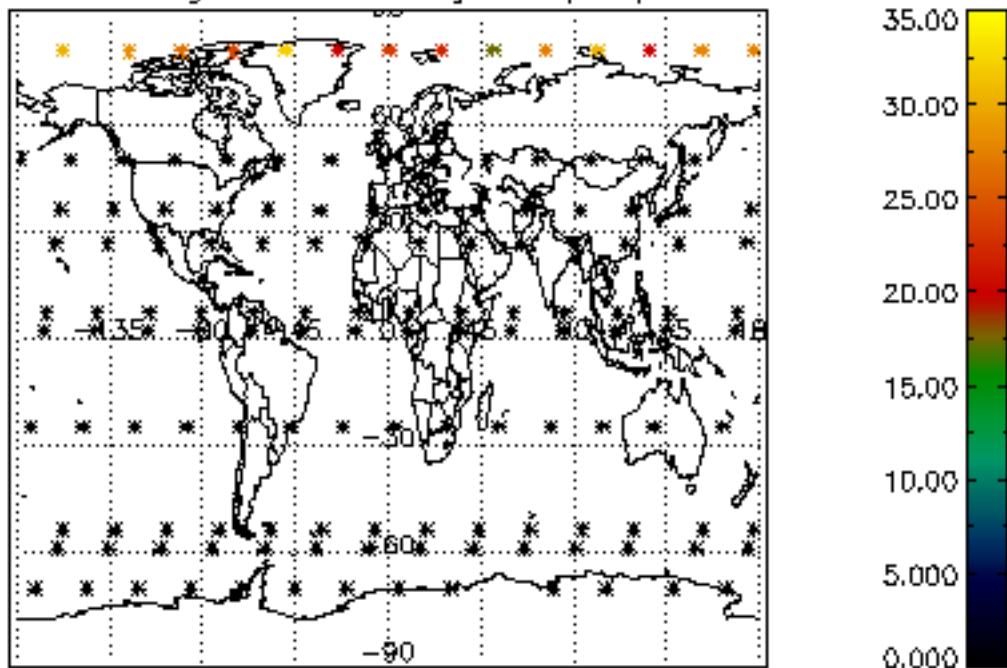
Percentage of star falling outside central band per profile



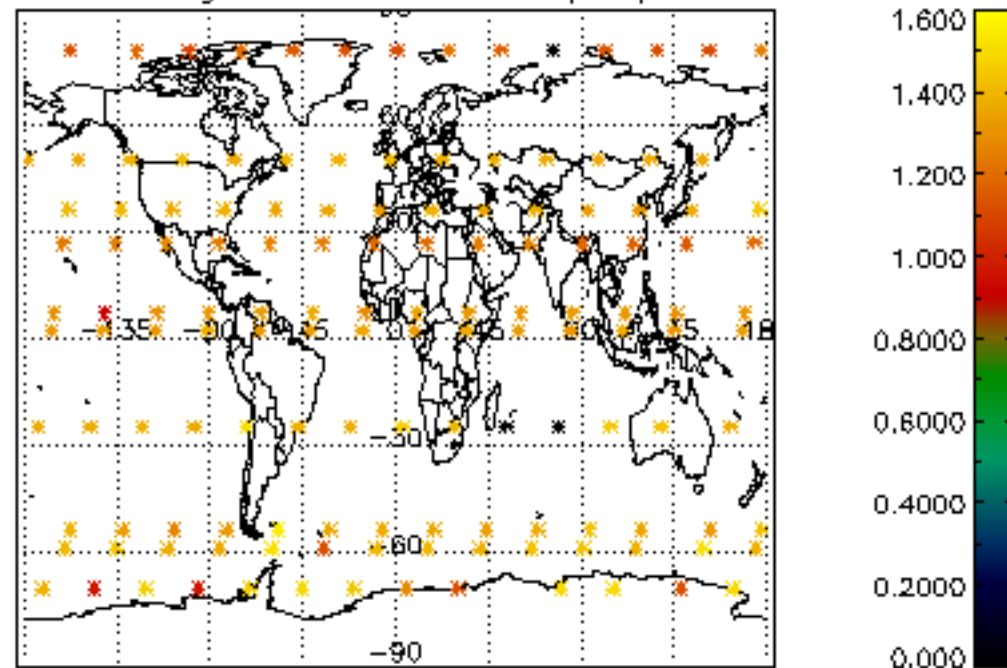
Percentage of saturation errors per profile



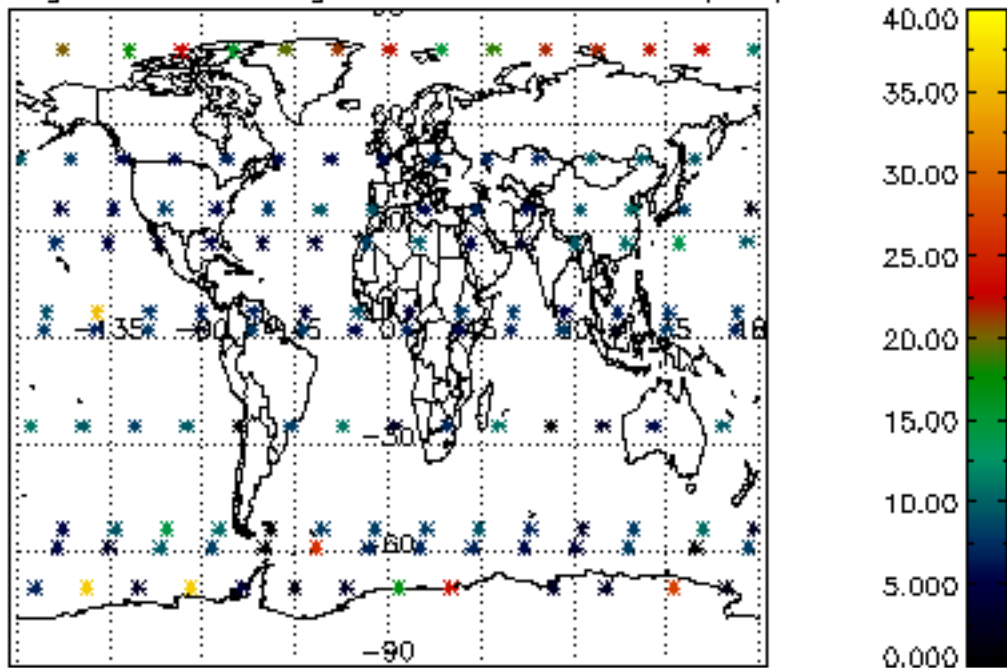
Percentage of cosmic ray hits per profile



Percentage of datation errors per profile



Percentage of star falling outside central band per profile



Percentage of saturation errors per profile

