

GOMOS Level 2 Daily Report

SUMMARY

[1. General Info](#)

[2. Summary of processed GOM_NL_2P products](#)

[3. Level 2 Quality information per product](#)

[3.1 Plot of level 2 quality information per product \(time dependant\)](#)

[3.2 Plot of level 2 quality information per product \(world map\)](#)

[4. Level 1 Quality information per product \(stored on level 2 products\)](#)

[4.1 Plot of level 1 quality information per product \(time dependant\)](#)

[4.1.1 Plot of level 1 quality information per product \(time dependant\): ASCENDING](#)

[4.1.2 Plot of level 1 quality information per product \(time dependant\): DESCENDING](#)

[4.2 Plot of level 1 quality information per product \(world map\)](#)

[4.2.1 Plot of level 1 quality information per product \(world map\): ASCENDING](#)

[4.2.2 Plot of level 1 quality information per product \(world map\): DESCENDING](#)

[5. Ozone profiles based on quality statistics and other trace gas profiles](#)

[5.1 Ozone statistics based on quality of products](#)

[5.2 Plot ozone profiles for all STD \(dark without errors\)](#)

[5.3 Plot ozone profiles where STD < 20% \(dark without errors\)](#)

[5.4. Plot ozone profiles where STD < 10% \(dark without errors\)](#)

[5.5. Plot ozone profiles where STD < 5% \(dark without errors\)](#)

[5.6 Plot NO2 profiles for all STD \(dark without errors\)](#)

[5.7 Plot NO3 profiles for all STD \(dark without errors\)](#)

[5.8 Plot H2O profiles \(only for occultations of stars 1,2,3,4,13,14,16,26,63 dark without errors\) for all STD](#)

[6. Auxiliary Data Files used for the production reported in section 2](#)

This report presents the daily analysis on parameters extracted from GOMOS level 2 data (GOM_NL__2P). It is intended to monitor some important parameters that will impact the quality of these products. A list of level 2 products (and content) that have arrived during the reporting day to the PCF is also given.

Item	Value
Time of report generation	25APR2013 20:51:42
Data source version	GOMOS/6.01
Start time of products	11-10-2008 (11OCT2008 00:00:00)
Stop time of products	12-10-2008 (12OCT2008 00:00:00)
Store outputs in DB	Yes
Nb of level 2 prods	289
Nb of prods with errors	0

2. Summary of processed GOM_NL__2P products.

Nr	Filename	UTC Start time	Limb	Duration	Star Id	Star Name	Star Mag	Star Temp	Nb Meas	Orbit	Prod. error
1	GOM_NL__2PRFIN20081011_000039_000000432072_00460_34582_3222.N1	11-OCT-2008 00:00:39	Straylight	42.500	52	16Bet Cet	2.0370	4500.0	85	34582	No
2	GOM_NL__2PRFIN20081011_001028_000000382072_00460_34582_3223.N1	11-OCT-2008 00:10:28	Bright	37.500	140	88Gam Peg	2.8340	26000.	75	34582	No
3	GOM_NL__2PRFIN20081011_001428_000000382072_00460_34582_3224.N1	11-OCT-2008 00:14:28	Bright	37.500	58	21Alp And	2.0730	11000.	75	34582	No
4	GOM_NL__2PRFIN20081011_002241_000000382072_00460_34582_3225.N1	11-OCT-2008 00:22:41	Bright	38.000	68	18Alp Cas	2.2250	4500.0	76	34582	No
5	GOM_NL__2PRFIN20081011_002404_000000392072_00460_34582_3226.N1	11-OCT-2008 00:24:04	Bright	38.500	76	27Gam Cas	2.3000	30000.	77	34582	No
6	GOM_NL__2PRFIN20081011_003127_000000362072_00460_34582_3227.N1	11-OCT-2008 00:31:27	Bright	36.000	49	1Alp UMi	1.9900	6300.0	72	34582	No
7	GOM_NL__2PRFIN20081011_003938_000000372072_00460_34582_3228.N1	11-OCT-2008 00:39:38	Bright	36.500	36	50Alp UMa	1.8000	6300.0	73	34582	No
8	GOM_NL__2PRFIN20081011_004110_000000362072_00460_34582_3229.N1	11-OCT-2008 00:41:10	Bright	36.000	82	48Bet UMa	2.3650	10600.	72	34582	No
9	GOM_NL__2PRFIN20081011_004430_000000342072_00460_34582_3230.N1	11-OCT-2008 00:44:30	Bright	33.500	174	52Psi UMa	3.0040	4400.0	67	34582	No
10	GOM_NL__2PRFIN20081011_005119_000000402072_00460_34582_3231.N1	11-OCT-2008 00:51:19	Bright	39.500	166	17Eps Leo	2.9800	6000.0	79	34582	No
11	GOM_NL__2PRFIN20081011_005430_000000382072_00460_34582_3232.N1	11-OCT-2008 00:54:30	Bright	38.000	22	32Alp Leo	1.3600	15200.	76	34582	No
12	GOM_NL__2PRFIN20081011_010133_000000512072_00460_34582_3233.N1	11-OCT-2008 01:01:33	Dark	50.500	48	30Alp Hya	1.9770	4100.0	101	34582	No
13	GOM_NL__2PRFIN20081011_011110_000000452072_00460_34582_3234.N1	11-OCT-2008 01:11:10	Dark	44.500	65	Lam Vel	2.2040	4400.0	89	34582	No
14	GOM_NL__2PRFIN20081011_011411_000000412072_00460_34582_3235.N1	11-OCT-2008 01:14:11	Dark	40.500	34	Gam2Vel	1.7930	23000.	81	34582	No
15	GOM_NL__2PRFIN20081011_011820_000000452072_00461_34583_3227.N1	11-OCT-2008 01:18:20	Dark	44.500	161	Tau Pup	2.9310	4500.0	89	34583	No
16	GOM_NL__2PRFIN20081011_011943_000000572072_00461_34583_3228.N1	11-OCT-2008 01:19:43	Dark	57.000	2	Alp Car	-0.73600	7000.0	114	34583	No
17	GOM_NL__2PRFIN20081011_012801_000000392072_00461_34583_3229.N1	11-OCT-2008 01:28:01	Dark	38.500	143	Alp Hyi	2.8570	7200.0	77	34583	No
18	GOM_NL__2PRFIN20081011_012928_000000502072_00461_34583_3230.N1	11-OCT-2008 01:29:28	Dark	50.000	9	Alp Eri	0.45300	24000.	100	34583	No
19	GOM_NL__2PRFIN20081011_013147_000000272072_00461_34583_3231.N1	11-OCT-2008 01:31:47	Straylight	27.000	157	The1Eri	2.9060	9300.0	54	34583	No
20	GOM_NL__2PRFIN20081011_013435_000000382072_00461_34583_3232.N1	11-OCT-2008 01:34:35	Straylight	37.500	84	Alp Phe	2.3970	4500.0	75	34583	No
21	GOM_NL__2PRFIN20081011_014115_000000402072_00461_34583_3233.N1	11-OCT-2008 01:41:15	Straylight	40.000	52	16Bet Cet	2.0370	4500.0	80	34583	No
22	GOM_NL__2PRFIN20081011_015104_000000372072_00461_34583_3234.N1	11-OCT-2008 01:51:04	Bright	37.000	140	88Gam Peg	2.8340	26000.	74	34583	No
23	GOM_NL__2PRFIN20081011_015504_000000382072_00461_34583_3235.N1	11-OCT-2008 01:55:04	Bright	37.500	58	21Alp And	2.0730	11000.	75	34583	No
24	GOM_NL__2PRFIN20081011_020317_000000372072_00461_34583_3236.N1	11-OCT-2008 02:03:17	Bright	36.500	68	18Alp Cas	2.2250	4500.0	73	34583	No
25	GOM_NL__2PRFIN20081011_020440_000000382072_00461_34583_3237.N1	11-OCT-2008 02:04:40	Bright	38.000	76	27Gam Cas	2.3000	30000.	76	34583	No
26	GOM_NL__2PRFIN20081011_021203_000000352072_00461_34583_3238.N1	11-OCT-2008 02:12:03	Bright	34.500	49	1Alp UMi	1.9900	6300.0	69	34583	No
27	GOM_NL__2PRFIN20081011_022014_000000372072_00461_34583_3239.N1	11-OCT-2008 02:20:14	Bright	36.500	36	50Alp UMa	1.8000	6300.0	73	34583	No
28	GOM_NL__2PRFIN20081011_022146_000000362072_00461_34583_3240.N1	11-OCT-2008 02:21:46	Bright	35.500	82	48Bet UMa	2.3650	10600.	71	34583	No
29	GOM_NL__2PRFIN20081011_022506_000000522072_00461_34583_3241.N1	11-OCT-2008 02:25:06	Bright	52.000	174	52Psi UMa	3.0040	4400.0	104	34583	No
30	GOM_NL__2PRFIN20081011_023156_000000582072_00461_34583_3242.N1	11-OCT-2008 02:31:56	Bright	58.000	166	17Eps Leo	2.9800	6000.0	116	34583	No
31	GOM_NL__2PRFIN20081011_023507_000000352072_00461_34583_3243.N1	11-OCT-2008 02:35:07	Bright	35.000	22	32Alp Leo	1.3600	15200.	70	34583	No
32	GOM_NL__2PRFIN20081011_024210_000000492072_00461_34583_3244.N1	11-OCT-2008 02:42:10	Dark	49.000	48	30Alp Hya	1.9770	4100.0	98	34583	No
33	GOM_NL__2PRFIN20081011_025147_000000482072_00461_34583_3245.N1	11-OCT-2008 02:51:47	Dark	48.000	65	Lam Vel	2.2040	4400.0	96	34583	No
34	GOM_NL__2PRFIN20081011_025447_000000442072_00461_34583_3246.N1	11-OCT-2008 02:54:47	Dark	44.000	34	Gam2Vel	1.7930	23000.	88	34583	No
35	GOM_NL__2PRFIN20081011_025857_000000462072_00462_34584_3248.N1	11-OCT-2008 02:58:57	Dark	46.000	161	Tau Pup	2.9310	4500.0	92	34584	No
36	GOM_NL__2PRFIN20081011_030019_000000492072_00462_34584_3249.N1	11-OCT-2008 03:00:19	Dark	48.500	2	Alp Car	-0.73600	7000.0	97	34584	No
37	GOM_NL__2PRFIN20081011_030837_000000382072_00462_34584_3250.N1	11-OCT-2008 03:08:37	Dark	37.500	143	Alp Hyi	2.8570	7200.0	75	34584	No
38	GOM_NL__2PRFIN20081011_031004_000000442072_00462_34584_3251.N1	11-OCT-2008 03:10:04	Dark	43.500	9	Alp Eri	0.45300	24000.	87	34584	No
39	GOM_NL__2PRFIN20081011_031224_000000312072_00462_34584_3252.N1	11-OCT-2008 03:12:24	Straylight	31.000	157	The1Eri	2.9060	9300.0	62	34584	No
40	GOM_NL__2PRFIN20081011_031511_000000382072_00462_34584_3253.N1	11-OCT-2008 03:15:11	Straylight	38.000	84	Alp Phe	2.3970	4500.0	76	34584	No
41	GOM_NL__2PRFIN20081011_032151_000000462072_00462_34584_3254.N1	11-OCT-2008 03:21:51	Straylight	46.000	52	16Bet Cet	2.0370	4500.0	92	34584	No
42	GOM_NL__2PRFIN20081011_033140_000000372072_00462_34584_3255.N1	11-OCT-2008 03:31:40	Bright	37.000	140	88Gam Peg	2.8340	26000.	74	34584	No

43	GOM_NL__2PRFIN20081011_033540_000000382072_00462_34584_3256.N1	11-OCT-2008 03:35:40	Bright	37.500	58	21Alp And	2.0730	11000.	75	34584	No
44	GOM_NL__2PRFIN20081011_034352_000000382072_00462_34584_3257.N1	11-OCT-2008 03:43:52	Bright	38.000	68	18Alp Cas	2.2250	4500.0	76	34584	No
45	GOM_NL__2PRFIN20081011_034515_000000382072_00462_34584_3258.N1	11-OCT-2008 03:45:15	Bright	37.500	76	27Gam Cas	2.3000	30000.	75	34584	No
46	GOM_NL__2PRFIN20081011_035239_000000322072_00462_34584_3259.N1	11-OCT-2008 03:52:39	Bright	32.000	49	1Alp UMi	1.9900	6300.0	64	34584	No
47	GOM_NL__2PRFIN20081011_040050_000000372072_00462_34584_3260.N1	11-OCT-2008 04:00:50	Bright	37.000	36	50Alp UMa	1.8000	6300.0	74	34584	No
48	GOM_NL__2PRFIN20081011_040223_000000342072_00462_34584_3261.N1	11-OCT-2008 04:02:23	Bright	34.000	82	48Bet UMa	2.3650	10600.	68	34584	No
49	GOM_NL__2PRFIN20081011_040543_000000332072_00462_34584_3262.N1	11-OCT-2008 04:05:43	Bright	32.500	174	52Psi UMa	3.0040	4400.0	65	34584	No
50	GOM_NL__2PRFIN20081011_041232_000000392072_00462_34584_3263.N1	11-OCT-2008 04:12:32	Bright	39.000	166	17Eps Leo	2.9800	6000.0	78	34584	No
51	GOM_NL__2PRFIN20081011_041543_000000362072_00462_34584_3264.N1	11-OCT-2008 04:15:43	Bright	36.000	22	32Alp Leo	1.3600	15200.	72	34584	No
52	GOM_NL__2PRFIN20081011_042246_000000502072_00462_34584_3265.N1	11-OCT-2008 04:22:46	Dark	50.000	48	30Alp Hya	1.9770	4100.0	100	34584	No
53	GOM_NL__2PRFIN20081011_043223_000000522072_00462_34584_3266.N1	11-OCT-2008 04:32:23	Dark	52.000	65	Lam Vel	2.2040	4400.0	104	34584	No
54	GOM_NL__2PRFIN20081011_043524_000000412072_00462_34584_3267.N1	11-OCT-2008 04:35:24	Dark	40.500	34	Gam2Vel	1.7930	23000.	81	34584	No
55	GOM_NL__2PRFIN20081011_043934_000000442072_00463_34585_3262.N1	11-OCT-2008 04:39:34	Dark	43.500	161	Tau Pup	2.9310	4500.0	87	34585	No
56	GOM_NL__2PRFIN20081011_044056_000000572072_00463_34585_3263.N1	11-OCT-2008 04:40:56	Dark	57.000	2	Alp Car	-0.73600	7000.0	114	34585	No
57	GOM_NL__2PRFIN20081011_044913_000000382072_00463_34585_3264.N1	11-OCT-2008 04:49:13	Dark	38.000	143	Alp Hyi	2.8570	7200.0	76	34585	No
58	GOM_NL__2PRFIN20081011_045041_000000422072_00463_34585_3265.N1	11-OCT-2008 04:50:41	Dark	42.000	9	Alp Eri	0.45300	24000.	84	34585	No
59	GOM_NL__2PRFIN20081011_045300_000000312072_00463_34585_3266.N1	11-OCT-2008 04:53:00	Straylight	31.000	157	The1Eri	2.9060	9300.0	62	34585	No
60	GOM_NL__2PRFIN20081011_045547_000000392072_00463_34585_3267.N1	11-OCT-2008 04:55:47	Straylight	39.000	84	Alp Phe	2.3970	4500.0	78	34585	No
61	GOM_NL__2PRFIN20081011_050227_000000412072_00463_34585_3268.N1	11-OCT-2008 05:02:27	Straylight	41.000	52	16Bet Cet	2.0370	4500.0	82	34585	No
62	GOM_NL__2PRFIN20081011_051216_000000362072_00463_34585_3269.N1	11-OCT-2008 05:12:16	Bright	36.000	140	88Gam Peg	2.8340	26000.	72	34585	No
63	GOM_NL__2PRFIN20081011_051616_000000372072_00463_34585_3270.N1	11-OCT-2008 05:16:16	Bright	36.500	58	21Alp And	2.0730	11000.	73	34585	No
64	GOM_NL__2PRFIN20081011_052428_000000392072_00463_34585_3271.N1	11-OCT-2008 05:24:28	Bright	39.000	68	18Alp Cas	2.2250	4500.0	78	34585	No
65	GOM_NL__2PRFIN20081011_052551_000000382072_00463_34585_3272.N1	11-OCT-2008 05:25:51	Bright	38.000	76	27Gam Cas	2.3000	30000.	76	34585	No
66	GOM_NL__2PRFIN20081011_053315_000000332072_00463_34585_3273.N1	11-OCT-2008 05:33:15	Bright	32.500	49	1Alp UMi	1.9900	6300.0	65	34585	No
67	GOM_NL__2PRFIN20081011_054126_000000382072_00463_34585_3274.N1	11-OCT-2008 05:41:26	Bright	37.500	36	50Alp UMa	1.8000	6300.0	75	34585	No
68	GOM_NL__2PRFIN20081011_054259_000000342072_00463_34585_3275.N1	11-OCT-2008 05:42:59	Bright	34.000	82	48Bet UMa	2.3650	10600.	68	34585	No
69	GOM_NL__2PRFIN20081011_054619_000000352072_00463_34585_3276.N1	11-OCT-2008 05:46:19	Bright	34.500	174	52Psi UMa	3.0040	4400.0	69	34585	No
70	GOM_NL__2PRFIN20081011_055308_000000402072_00463_34585_3277.N1	11-OCT-2008 05:53:08	Bright	39.500	166	17Eps Leo	2.9800	6000.0	79	34585	No
71	GOM_NL__2PRFIN20081011_055619_000000392072_00463_34585_3278.N1	11-OCT-2008 05:56:19	Bright	38.500	22	32Alp Leo	1.3600	15200.	77	34585	No
72	GOM_NL__2PRFIN20081011_060323_000000552072_00463_34585_3279.N1	11-OCT-2008 06:03:23	Dark	55.000	48	30Alp Hya	1.9770	4100.0	110	34585	No
73	GOM_NL__2PRFIN20081011_061300_000000472072_00463_34585_3280.N1	11-OCT-2008 06:13:00	Dark	46.500	65	Lam Vel	2.2040	4400.0	93	34585	No
74	GOM_NL__2PRFIN20081011_061601_000000472072_00463_34585_3281.N1	11-OCT-2008 06:16:01	Dark	46.500	34	Gam2Vel	1.7930	23000.	93	34585	No
75	GOM_NL__2PRFIN20081011_062010_000000452072_00464_34586_3274.N1	11-OCT-2008 06:20:10	Dark	44.500	161	Tau Pup	2.9310	4500.0	89	34586	No
76	GOM_NL__2PRFIN20081011_062133_000000572072_00464_34586_3275.N1	11-OCT-2008 06:21:33	Dark	57.000	2	Alp Car	-0.73600	7000.0	114	34586	No
77	GOM_NL__2PRFIN20081011_062950_000000372072_00464_34586_3276.N1	11-OCT-2008 06:29:50	Dark	37.000	143	Alp Hyi	2.8570	7200.0	74	34586	No
78	GOM_NL__2PRFIN20081011_063117_000000402072_00464_34586_3277.N1	11-OCT-2008 06:31:17	Dark	39.500	9	Alp Eri	0.45300	24000.	79	34586	No
79	GOM_NL__2PRFIN20081011_063337_000000352072_00464_34586_3278.N1	11-OCT-2008 06:33:37	Straylight	35.000	157	The1Eri	2.9060	9300.0	70	34586	No
80	GOM_NL__2PRFIN20081011_063623_000000402072_00464_34586_3279.N1	11-OCT-2008 06:36:23	Straylight	39.500	84	Alp Phe	2.3970	4500.0	79	34586	No
81	GOM_NL__2PRFIN20081011_064303_000000422072_00464_34586_3280.N1	11-OCT-2008 06:43:03	Straylight	41.500	52	16Bet Cet	2.0370	4500.0	83	34586	No
82	GOM_NL__2PRFIN20081011_065251_000000372072_00464_34586_3281.N1	11-OCT-2008 06:52:51	Bright	36.500	140	88Gam Peg	2.8340	26000.	73	34586	No
83	GOM_NL__2PRFIN20081011_065652_000000382072_00464_34586_3282.N1	11-OCT-2008 06:56:52	Bright	37.500	58	21Alp And	2.0730	11000.	75	34586	No
84	GOM_NL__2PRFIN20081011_070504_000000392072_00464_34586_3283.N1	11-OCT-2008 07:05:04	Bright	39.000	68	18Alp Cas	2.2250	4500.0	78	34586	No
85	GOM_NL__2PRFIN20081011_070627_000000392072_00464_34586_3284.N1	11-OCT-2008 07:06:27	Bright	38.500	76	27Gam Cas	2.3000	30000.	77	34586	No
86	GOM_NL__2PRFIN20081011_071351_000000362072_00464_34586_3285.N1	11-OCT-2008 07:13:51	Bright	35.500	49	1Alp UMi	1.9900	6300.0	71	34586	No
87	GOM_NL__2PRFIN20081011_072202_000000372072_00464_34586_3286.N1	11-OCT-2008 07:22:02	Bright	37.000	36	50Alp UMa	1.8000	6300.0	74	34586	No
88	GOM_NL__2PRFIN20081011_072335_000000352072_00464_34586_3287.N1	11-OCT-2008 07:23:35	Bright	34.500	82	48Bet UMa	2.3650	10600.	69	34586	No
89	GOM_NL__2PRFIN20081011_072655_000000342072_00464_34586_3288.N1	11-OCT-2008 07:26:55	Bright	34.000	174	52Psi UMa	3.0040	4400.0	68	34586	No
90	GOM_NL__2PRFIN20081011_073344_000000382072_00464_34586_3289.N1	11-OCT-2008 07:33:44	Bright	38.000	166	17Eps Leo	2.9800	6000.0	76	34586	No
91	GOM_NL__2PRFIN20081011_073655_000000392072_00464_34586_3290.N1	11-OCT-2008 07:36:55	Bright	38.500	22	32Alp Leo	1.3600	15200.	77	34586	No
92	GOM_NL__2PRFIN20081011_074359_000000482072_00464_34586_3291.N1	11-OCT-2008 07:43:59	Dark	47.500	48	30Alp Hya	1.9770	4100.0	95	34586	No
93	GOM_NL__2PRFIN20081011_075336_000000452072_00464_34586_3292.N1	11-OCT-2008 07:53:36	Dark	45.000	65	Lam Vel	2.2040	4400.0	90	34586	No
94	GOM_NL__2PRFIN20081011_075637_000000422072_00464_34586_3293.N1	11-OCT-2008 07:56:37	Dark	41.500	34	Gam2Vel	1.7930	23000.	83	34586	No
95	GOM_NL__2PRFIN20081011_080047_000000442072_00465_34587_3286.N1	11-OCT-2008 08:00:47	Dark	44.000	161	Tau Pup	2.9310	4500.0	88	34587	No
96	GOM_NL__2PRFIN20081011_080210_000000592072_00465_34587_3287.N1	11-OCT-2008 08:02:10	Dark	59.000	2	Alp Car	-0.73600	7000.0	118	34587	No
97	GOM_NL__2PRFIN20081011_081026_000000382072_00465_34587_3288.N1	11-OCT-2008 08:10:26	Dark	37.500	143	Alp Hyi	2.8570	7200.0	75	34587	No
98	GOM_NL__2PRFIN20081011_081153_000000492072_00465_34587_3289.N1	11-OCT-2008 08:11:53	Dark	48.500	9	Alp Eri	0.45300	24000.	97	34587	No
99	GOM_NL__2PRFIN20081011_081414_000000352072_00465_34587_3290.N1	11-OCT-2008 08:14:14	Straylight	35.000	157	The1Eri	2.9060	9300.0	70	34587	No
100	GOM_NL__2PRFIN20081011_081700_000000432072_00465_34587_3291.N1	11-OCT-2008 08:17:00	Straylight	43.000	84	Alp Phe	2.3970	4500.0	86	34587	No
101	GOM_NL__2PRFIN20081011_082339_000000462072_00465_34587_3292.N1	11-OCT-2008 08:23:39	Straylight	45.500	52	16Bet Cet	2.0370	4500.0	91	34587	No

102	GOM_NL__2PRFIN20081011_083327_000000372072_00465_34587_3293.N1	11-OCT-2008 08:33:27	Bright	36.500	140	88Gam Peg	2.8340	26000.	73	34587	No
103	GOM_NL__2PRFIN20081011_083728_000000362072_00465_34587_3294.N1	11-OCT-2008 08:37:28	Bright	36.000	58	21Alp And	2.0730	11000.	72	34587	No
104	GOM_NL__2PRFIN20081011_084539_000000382072_00465_34587_3295.N1	11-OCT-2008 08:45:39	Bright	38.000	68	18Alp Cas	2.2250	4500.0	76	34587	No
105	GOM_NL__2PRFIN20081011_084703_000000392072_00465_34587_3296.N1	11-OCT-2008 08:47:03	Bright	39.000	76	27Gam Cas	2.3000	30000.	78	34587	No
106	GOM_NL__2PRFIN20081011_085427_000000352072_00465_34587_3297.N1	11-OCT-2008 08:54:27	Bright	34.500	49	1Alp UMi	1.9900	6300.0	69	34587	No
107	GOM_NL__2PRFIN20081011_090238_000000372072_00465_34587_3298.N1	11-OCT-2008 09:02:38	Bright	37.000	36	50Alp UMa	1.8000	6300.0	74	34587	No
108	GOM_NL__2PRFIN20081011_090411_000000362072_00465_34587_3299.N1	11-OCT-2008 09:04:11	Bright	35.500	82	48Bet UMa	2.3650	10600.	71	34587	No
109	GOM_NL__2PRFIN20081011_090731_000000342072_00465_34587_3300.N1	11-OCT-2008 09:07:31	Bright	34.000	174	52Psi UMa	3.0040	4400.0	68	34587	No
110	GOM_NL__2PRFIN20081011_091420_000000392072_00465_34587_3301.N1	11-OCT-2008 09:14:20	Bright	38.500	166	17Eps Leo	2.9800	6000.0	77	34587	No
111	GOM_NL__2PRFIN20081011_091732_000000402072_00465_34587_3302.N1	11-OCT-2008 09:17:32	Bright	40.000	22	32Alp Leo	1.3600	15200.	80	34587	No
112	GOM_NL__2PRFIN20081011_092436_000000522072_00465_34587_3303.N1	11-OCT-2008 09:24:36	Dark	51.500	48	30Alp Hya	1.9770	4100.0	103	34587	No
113	GOM_NL__2PRFIN20081011_093413_000000422072_00465_34587_3304.N1	11-OCT-2008 09:34:13	Dark	42.000	65	Lam Vel	2.2040	4400.0	84	34587	No
114	GOM_NL__2PRFIN20081011_093714_000000422072_00465_34587_3305.N1	11-OCT-2008 09:37:14	Dark	41.500	34	Gam2Vel	1.7930	23000.	83	34587	No
115	GOM_NL__2PRFIN20081011_094124_000000442072_00466_34588_3297.N1	11-OCT-2008 09:41:24	Dark	43.500	161	Tau Pup	2.9310	4500.0	87	34588	No
116	GOM_NL__2PRFIN20081011_094246_000000472072_00466_34588_3298.N1	11-OCT-2008 09:42:46	Dark	46.500	2	Alp Car	-0.73600	7000.0	93	34588	No
117	GOM_NL__2PRFIN20081011_095102_000000382072_00466_34588_3299.N1	11-OCT-2008 09:51:02	Dark	38.000	143	Alp Hyi	2.8570	7200.0	76	34588	No
118	GOM_NL__2PRFIN20081011_095229_000000432072_00466_34588_3300.N1	11-OCT-2008 09:52:29	Dark	43.000	9	Alp Eri	0.45300	24000.	86	34588	No
119	GOM_NL__2PRFIN20081011_095450_000000382072_00466_34588_3301.N1	11-OCT-2008 09:54:50	Straylight	38.000	157	The1Eri	2.9060	9300.0	76	34588	No
120	GOM_NL__2PRFIN20081011_095736_000000392072_00466_34588_3302.N1	11-OCT-2008 09:57:36	Straylight	39.000	84	Alp Phe	2.3970	4500.0	78	34588	No
121	GOM_NL__2PRFIN20081011_100415_000000462072_00466_34588_3303.N1	11-OCT-2008 10:04:15	Straylight	45.500	52	16Bet Cet	2.0370	4500.0	91	34588	No
122	GOM_NL__2PRFIN20081011_101403_000000372072_00466_34588_3304.N1	11-OCT-2008 10:14:03	Bright	36.500	140	88Gam Peg	2.8340	26000.	73	34588	No
123	GOM_NL__2PRFIN20081011_101803_000000372072_00466_34588_3305.N1	11-OCT-2008 10:18:03	Bright	37.000	58	21Alp And	2.0730	11000.	74	34588	No
124	GOM_NL__2PRFIN20081011_102615_000000392072_00466_34588_3306.N1	11-OCT-2008 10:26:15	Bright	38.500	68	18Alp Cas	2.2250	4500.0	77	34588	No
125	GOM_NL__2PRFIN20081011_102738_000000392072_00466_34588_3307.N1	11-OCT-2008 10:27:38	Bright	38.500	76	27Gam Cas	2.3000	30000.	77	34588	No
126	GOM_NL__2PRFIN20081011_103503_000000362072_00466_34588_3308.N1	11-OCT-2008 10:35:03	Bright	35.500	49	1Alp UMi	1.9900	6300.0	71	34588	No
127	GOM_NL__2PRFIN20081011_104314_000000362072_00466_34588_3309.N1	11-OCT-2008 10:43:14	Bright	36.000	36	50Alp UMa	1.8000	6300.0	72	34588	No
128	GOM_NL__2PRFIN20081011_104447_000000432072_00466_34588_3310.N1	11-OCT-2008 10:44:47	Bright	43.000	82	48Bet UMa	2.3650	10600.	86	34588	No
129	GOM_NL__2PRFIN20081011_104807_000000352072_00466_34588_3311.N1	11-OCT-2008 10:48:07	Bright	34.500	174	52Psi UMa	3.0040	4400.0	69	34588	No
130	GOM_NL__2PRFIN20081011_105456_000000422072_00466_34588_3312.N1	11-OCT-2008 10:54:56	Bright	42.000	166	17Eps Leo	2.9800	6000.0	84	34588	No
131	GOM_NL__2PRFIN20081011_105808_000000392072_00466_34588_3313.N1	11-OCT-2008 10:58:08	Bright	38.500	22	32Alp Leo	1.3600	15200.	77	34588	No
132	GOM_NL__2PRFIN20081011_110513_000000532072_00466_34588_3314.N1	11-OCT-2008 11:05:13	Dark	52.500	48	30Alp Hya	1.9770	4100.0	105	34588	No
133	GOM_NL__2PRFIN20081011_111449_000000462072_00466_34588_3315.N1	11-OCT-2008 11:14:49	Dark	46.000	65	Lam Vel	2.2040	4400.0	92	34588	No
134	GOM_NL__2PRFIN20081011_111750_000000422072_00466_34588_3316.N1	11-OCT-2008 11:17:50	Dark	41.500	34	Gam2Vel	1.7930	23000.	83	34588	No
135	GOM_NL__2PRFIN20081011_112201_000000442072_00467_34589_3318.N1	11-OCT-2008 11:22:01	Dark	43.500	161	Tau Pup	2.9310	4500.0	87	34589	No
136	GOM_NL__2PRFIN20081011_112323_000000622072_00467_34589_3319.N1	11-OCT-2008 11:23:23	Dark	61.500	2	Alp Car	-0.73600	7000.0	123	34589	No
137	GOM_NL__2PRFIN20081011_113138_000000382072_00467_34589_3320.N1	11-OCT-2008 11:31:38	Dark	37.500	143	Alp Hyi	2.8570	7200.0	75	34589	No
138	GOM_NL__2PRFIN20081011_113306_000000392072_00467_34589_3321.N1	11-OCT-2008 11:33:06	Dark	38.500	9	Alp Eri	0.45300	24000.	77	34589	No
139	GOM_NL__2PRFIN20081011_113526_000000382072_00467_34589_3322.N1	11-OCT-2008 11:35:26	Straylight	38.000	157	The1Eri	2.9060	9300.0	76	34589	No
140	GOM_NL__2PRFIN20081011_113812_000000402072_00467_34589_3323.N1	11-OCT-2008 11:38:12	Straylight	40.000	84	Alp Phe	2.3970	4500.0	80	34589	No
141	GOM_NL__2PRFIN20081011_114451_000000452072_00467_34589_3324.N1	11-OCT-2008 11:44:51	Straylight	45.000	52	16Bet Cet	2.0370	4500.0	90	34589	No
142	GOM_NL__2PRFIN20081011_115439_000000362072_00467_34589_3325.N1	11-OCT-2008 11:54:39	Bright	36.000	140	88Gam Peg	2.8340	26000.	72	34589	No
143	GOM_NL__2PRFIN20081011_115839_000000382072_00467_34589_3326.N1	11-OCT-2008 11:58:39	Bright	37.500	58	21Alp And	2.0730	11000.	75	34589	No
144	GOM_NL__2PRFIN20081011_120651_000000392072_00467_34589_3327.N1	11-OCT-2008 12:06:51	Bright	38.500	68	18Alp Cas	2.2250	4500.0	77	34589	No
145	GOM_NL__2PRFIN20081011_120814_000000392072_00467_34589_3328.N1	11-OCT-2008 12:08:14	Bright	38.500	76	27Gam Cas	2.3000	30000.	77	34589	No
146	GOM_NL__2PRFIN20081011_121539_000000372072_00467_34589_3329.N1	11-OCT-2008 12:15:39	Bright	36.500	49	1Alp UMi	1.9900	6300.0	73	34589	No
147	GOM_NL__2PRFIN20081011_122350_000000342072_00467_34589_3330.N1	11-OCT-2008 12:23:50	Bright	34.000	36	50Alp UMa	1.8000	6300.0	68	34589	No
148	GOM_NL__2PRFIN20081011_122522_000000342072_00467_34589_3331.N1	11-OCT-2008 12:25:22	Bright	34.000	82	48Bet UMa	2.3650	10600.	68	34589	No
149	GOM_NL__2PRFIN20081011_122843_000000342072_00467_34589_3332.N1	11-OCT-2008 12:28:43	Bright	33.500	174	52Psi UMa	3.0040	4400.0	67	34589	No
150	GOM_NL__2PRFIN20081011_123533_000000402072_00467_34589_3333.N1	11-OCT-2008 12:35:33	Bright	39.500	166	17Eps Leo	2.9800	6000.0	79	34589	No
151	GOM_NL__2PRFIN20081011_123844_000000552072_00467_34589_3334.N1	11-OCT-2008 12:38:44	Bright	55.000	22	32Alp Leo	1.3600	15200.	110	34589	No
152	GOM_NL__2PRFIN20081011_124549_000000562072_00467_34589_3335.N1	11-OCT-2008 12:45:49	Dark	56.000	48	30Alp Hya	1.9770	4100.0	112	34589	No
153	GOM_NL__2PRFIN20081011_125525_000000472072_00467_34589_3336.N1	11-OCT-2008 12:55:25	Dark	46.500	65	Lam Vel	2.2040	4400.0	93	34589	No
154	GOM_NL__2PRFIN20081011_125827_000000412072_00467_34589_3337.N1	11-OCT-2008 12:58:27	Dark	41.000	34	Gam2Vel	1.7930	23000.	82	34589	No
155	GOM_NL__2PRFIN20081011_130237_000000432072_00468_34590_3332.N1	11-OCT-2008 13:02:37	Dark	43.000	161	Tau Pup	2.9310	4500.0	86	34590	No
156	GOM_NL__2PRFIN20081011_130400_000000452072_00468_34590_3333.N1	11-OCT-2008 13:04:00	Dark	45.000	2	Alp Car	-0.73600	7000.0	90	34590	No
157	GOM_NL__2PRFIN20081011_131215_000000382072_00468_34590_3334.N1	11-OCT-2008 13:12:15	Dark	37.500	143	Alp Hyi	2.8570	7200.0	75	34590	No
158	GOM_NL__2PRFIN20081011_131342_000000502072_00468_34590_3335.N1	11-OCT-2008 13:13:42	Dark	49.500	9	Alp Eri	0.45300	24000.	99	34590	No
159	GOM_NL__2PRFIN20081011_131603_000000422072_00468_34590_3336.N1	11-OCT-2008 13:16:03	Straylight	42.000	157	The1Eri	2.9060	9300.0	84	34590	No
160	GOM_NL__2PRFIN20081011_131848_000000422072_00468_34590_3337.N1	11-OCT-2008 13:18:48	Straylight	42.000	84	Alp Phe	2.3970	4500.0	84	34590	No

161	GOM_NL__2PRFIN20081011_132527_000000462072_00468_34590_3338.N1	11-OCT-2008 13:25:27	Straylight	46.000	52	16Bet Cet	2.0370	4500.0	92	34590	No
162	GOM_NL__2PRFIN20081011_133515_000000362072_00468_34590_3339.N1	11-OCT-2008 13:35:15	Bright	36.000	140	88Gam Peg	2.8340	26000.	72	34590	No
163	GOM_NL__2PRFIN20081011_133915_000000382072_00468_34590_3340.N1	11-OCT-2008 13:39:15	Bright	37.500	58	21Alp And	2.0730	11000.	75	34590	No
164	GOM_NL__2PRFIN20081011_134726_000000392072_00468_34590_3341.N1	11-OCT-2008 13:47:26	Bright	38.500	68	18Alp Cas	2.2250	4500.0	77	34590	No
165	GOM_NL__2PRFIN20081011_134850_000000382072_00468_34590_3342.N1	11-OCT-2008 13:48:50	Bright	38.000	76	27Gam Cas	2.3000	30000.	76	34590	No
166	GOM_NL__2PRFIN20081011_135615_000000332072_00468_34590_3343.N1	11-OCT-2008 13:56:15	Bright	32.500	49	1Alp UMi	1.9900	6300.0	65	34590	No
167	GOM_NL__2PRFIN20081011_140426_000000372072_00468_34590_3344.N1	11-OCT-2008 14:04:26	Bright	36.500	36	50Alp UMa	1.8000	6300.0	73	34590	No
168	GOM_NL__2PRFIN20081011_140559_000000362072_00468_34590_3345.N1	11-OCT-2008 14:05:59	Bright	35.500	82	48Bet UMa	2.3650	10600.	71	34590	No
169	GOM_NL__2PRFIN20081011_140919_000000352072_00468_34590_3346.N1	11-OCT-2008 14:09:19	Bright	35.000	174	52Psi UMa	3.0040	4400.0	70	34590	No
170	GOM_NL__2PRFIN20081011_141609_000000472072_00468_34590_3347.N1	11-OCT-2008 14:16:09	Bright	46.500	166	17Eps Leo	2.9800	6000.0	93	34590	No
171	GOM_NL__2PRFIN20081011_141920_000000462072_00468_34590_3348.N1	11-OCT-2008 14:19:20	Bright	46.000	22	32Alp Leo	1.3600	15200.	92	34590	No
172	GOM_NL__2PRFIN20081011_142625_000000522072_00468_34590_3349.N1	11-OCT-2008 14:26:25	Dark	52.000	48	30Alp Hya	1.9770	4100.0	104	34590	No
173	GOM_NL__2PRFIN20081011_143602_000000392072_00468_34590_3350.N1	11-OCT-2008 14:36:02	Dark	39.000	65	Lam Vel	2.2040	4400.0	78	34590	No
174	GOM_NL__2PRFIN20081011_143904_000000412072_00468_34590_3351.N1	11-OCT-2008 14:39:04	Dark	40.500	34	Gam2Vel	1.7930	23000.	81	34590	No
175	GOM_NL__2PRFIN20081011_144314_000000432072_00469_34591_3344.N1	11-OCT-2008 14:43:14	Dark	43.000	161	Tau Pup	2.9310	4500.0	86	34591	No
176	GOM_NL__2PRFIN20081011_144437_000000462072_00469_34591_3345.N1	11-OCT-2008 14:44:37	Dark	45.500	2	Alp Car	-0.73600	7000.0	91	34591	No
177	GOM_NL__2PRFIN20081011_145251_000000372072_00469_34591_3346.N1	11-OCT-2008 14:52:51	Dark	37.000	143	Alp Hyi	2.8570	7200.0	74	34591	No
178	GOM_NL__2PRFIN20081011_145418_000000382072_00469_34591_3347.N1	11-OCT-2008 14:54:18	Dark	38.000	9	Alp Eri	0.45300	24000.	76	34591	No
179	GOM_NL__2PRFIN20081011_145639_000000422072_00469_34591_3348.N1	11-OCT-2008 14:56:39	Straylight	42.000	157	The1Eri	2.9060	9300.0	84	34591	No
180	GOM_NL__2PRFIN20081011_145924_000000442072_00469_34591_3349.N1	11-OCT-2008 14:59:24	Straylight	43.500	84	Alp Phe	2.3970	4500.0	87	34591	No
181	GOM_NL__2PRFIN20081011_150603_000000452072_00469_34591_3350.N1	11-OCT-2008 15:06:03	Straylight	45.000	52	16Bet Cet	2.0370	4500.0	90	34591	No
182	GOM_NL__2PRFIN20081011_151551_000000362072_00469_34591_3351.N1	11-OCT-2008 15:15:51	Bright	36.000	140	88Gam Peg	2.8340	26000.	72	34591	No
183	GOM_NL__2PRFIN20081011_151951_000000372072_00469_34591_3352.N1	11-OCT-2008 15:19:51	Bright	36.500	58	21Alp And	2.0730	11000.	73	34591	No
184	GOM_NL__2PRFIN20081011_152802_000000372072_00469_34591_3353.N1	11-OCT-2008 15:28:02	Bright	37.000	68	18Alp Cas	2.2250	4500.0	74	34591	No
185	GOM_NL__2PRFIN20081011_152925_000000392072_00469_34591_3354.N1	11-OCT-2008 15:29:25	Bright	38.500	76	27Gam Cas	2.3000	30000.	77	34591	No
186	GOM_NL__2PRFIN20081011_153651_000000362072_00469_34591_3355.N1	11-OCT-2008 15:36:51	Bright	36.000	49	1Alp UMi	1.9900	6300.0	72	34591	No
187	GOM_NL__2PRFIN20081011_154502_000000372072_00469_34591_3356.N1	11-OCT-2008 15:45:02	Bright	36.500	36	50Alp UMa	1.8000	6300.0	73	34591	No
188	GOM_NL__2PRFIN20081011_154634_000000362072_00469_34591_3357.N1	11-OCT-2008 15:46:34	Bright	35.500	82	48Bet UMa	2.3650	10600.	71	34591	No
189	GOM_NL__2PRFIN20081011_154955_000000352072_00469_34591_3358.N1	11-OCT-2008 15:49:55	Bright	34.500	174	52Psi UMa	3.0040	4400.0	69	34591	No
190	GOM_NL__2PRFIN20081011_155645_000000502072_00469_34591_3359.N1	11-OCT-2008 15:56:45	Bright	50.000	166	17Eps Leo	2.9800	6000.0	100	34591	No
191	GOM_NL__2PRFIN20081011_155957_000000402072_00469_34591_3360.N1	11-OCT-2008 15:59:57	Bright	40.000	22	32Alp Leo	1.3600	15200.	80	34591	No
192	GOM_NL__2PRFIN20081011_160702_000000502072_00469_34591_3361.N1	11-OCT-2008 16:07:02	Dark	50.000	48	30Alp Hya	1.9770	4100.0	100	34591	No
193	GOM_NL__2PRFIN20081011_161638_000000452072_00469_34591_3362.N1	11-OCT-2008 16:16:38	Dark	45.000	65	Lam Vel	2.2040	4400.0	90	34591	No
194	GOM_NL__2PRFIN20081011_161940_000000432072_00469_34591_3363.N1	11-OCT-2008 16:19:40	Dark	42.500	34	Gam2Vel	1.7930	23000.	85	34591	No
195	GOM_NL__2PRFIN20081011_162351_000000452072_00470_34592_3357.N1	11-OCT-2008 16:23:51	Dark	44.500	161	Tau Pup	2.9310	4500.0	89	34592	No
196	GOM_NL__2PRFIN20081011_162513_000000472072_00470_34592_3358.N1	11-OCT-2008 16:25:13	Dark	46.500	2	Alp Car	-0.73600	7000.0	93	34592	No
197	GOM_NL__2PRFIN20081011_163327_000000372072_00470_34592_3359.N1	11-OCT-2008 16:33:27	Dark	37.000	143	Alp Hyi	2.8570	7200.0	74	34592	No
198	GOM_NL__2PRFIN20081011_163454_000000502072_00470_34592_3360.N1	11-OCT-2008 16:34:54	Dark	49.500	9	Alp Eri	0.45300	24000.	99	34592	No
199	GOM_NL__2PRFIN20081011_163716_000000462072_00470_34592_3361.N1	11-OCT-2008 16:37:16	Straylight	46.000	157	The1Eri	2.9060	9300.0	92	34592	No
200	GOM_NL__2PRFIN20081011_164000_000000412072_00470_34592_3362.N1	11-OCT-2008 16:40:00	Straylight	41.000	84	Alp Phe	2.3970	4500.0	82	34592	No
201	GOM_NL__2PRFIN20081011_164639_000000432072_00470_34592_3363.N1	11-OCT-2008 16:46:39	Straylight	43.000	52	16Bet Cet	2.0370	4500.0	86	34592	No
202	GOM_NL__2PRFIN20081011_165627_000000372072_00470_34592_3364.N1	11-OCT-2008 16:56:27	Bright	37.000	140	88Gam Peg	2.8340	26000.	74	34592	No
203	GOM_NL__2PRFIN20081011_170027_000000362072_00470_34592_3365.N1	11-OCT-2008 17:00:27	Bright	36.000	58	21Alp And	2.0730	11000.	72	34592	No
204	GOM_NL__2PRFIN20081011_170838_000000362072_00470_34592_3366.N1	11-OCT-2008 17:08:38	Bright	35.500	68	18Alp Cas	2.2250	4500.0	71	34592	No
205	GOM_NL__2PRFIN20081011_171001_000000362072_00470_34592_3367.N1	11-OCT-2008 17:10:01	Bright	35.500	76	27Gam Cas	2.3000	30000.	71	34592	No
206	GOM_NL__2PRFIN20081011_171727_000000362072_00470_34592_3368.N1	11-OCT-2008 17:17:27	Bright	36.000	49	1Alp UMi	1.9900	6300.0	72	34592	No
207	GOM_NL__2PRFIN20081011_172538_000000362072_00470_34592_3369.N1	11-OCT-2008 17:25:38	Bright	35.500	36	50Alp UMa	1.8000	6300.0	71	34592	No
208	GOM_NL__2PRFIN20081011_172711_000000342072_00470_34592_3370.N1	11-OCT-2008 17:27:11	Bright	33.500	82	48Bet UMa	2.3650	10600.	67	34592	No
209	GOM_NL__2PRFIN20081011_173031_000000362072_00470_34592_3371.N1	11-OCT-2008 17:30:31	Bright	35.500	174	52Psi UMa	3.0040	4400.0	71	34592	No
210	GOM_NL__2PRFIN20081011_173721_000000482072_00470_34592_3372.N1	11-OCT-2008 17:37:21	Bright	47.500	166	17Eps Leo	2.9800	6000.0	95	34592	No
211	GOM_NL__2PRFIN20081011_174033_000000402072_00470_34592_3373.N1	11-OCT-2008 17:40:33	Bright	39.500	22	32Alp Leo	1.3600	15200.	79	34592	No
212	GOM_NL__2PRFIN20081011_174739_000000472072_00470_34592_3374.N1	11-OCT-2008 17:47:39	Dark	47.000	48	30Alp Hya	1.9770	4100.0	94	34592	No
213	GOM_NL__2PRFIN20081011_175715_000000532072_00470_34592_3375.N1	11-OCT-2008 17:57:15	Dark	53.000	65	Lam Vel	2.2040	4400.0	106	34592	No
214	GOM_NL__2PRFIN20081011_180017_000000432072_00470_34592_3376.N1	11-OCT-2008 18:00:17	Dark	42.500	34	Gam2Vel	1.7930	23000.	85	34592	No
215	GOM_NL__2PRFIN20081011_180428_000000452072_00471_34593_3378.N1	11-OCT-2008 18:04:28	Dark	45.000	161	Tau Pup	2.9310	4500.0	90	34593	No
216	GOM_NL__2PRFIN20081011_180550_000000482072_00471_34593_3379.N1	11-OCT-2008 18:05:50	Dark	48.000	2	Alp Car	-0.73600	7000.0	96	34593	No
217	GOM_NL__2PRFIN20081011_181403_000000382072_00471_34593_3380.N1	11-OCT-2008 18:14:03	Dark	37.500	143	Alp Hyi	2.8570	7200.0	75	34593	No
218	GOM_NL__2PRFIN20081011_181531_000000502072_00471_34593_3381.N1	11-OCT-2008 18:15:31	Dark	49.500	9	Alp Eri	0.45300	24000.	99	34593	No
219	GOM_NL__2PRFIN20081011_181752_000000452072_00471_34593_3382.N1	11-OCT-2008 18:17:52	Straylight	44.500	157	The1Eri	2.9060	9300.0	89	34593	No

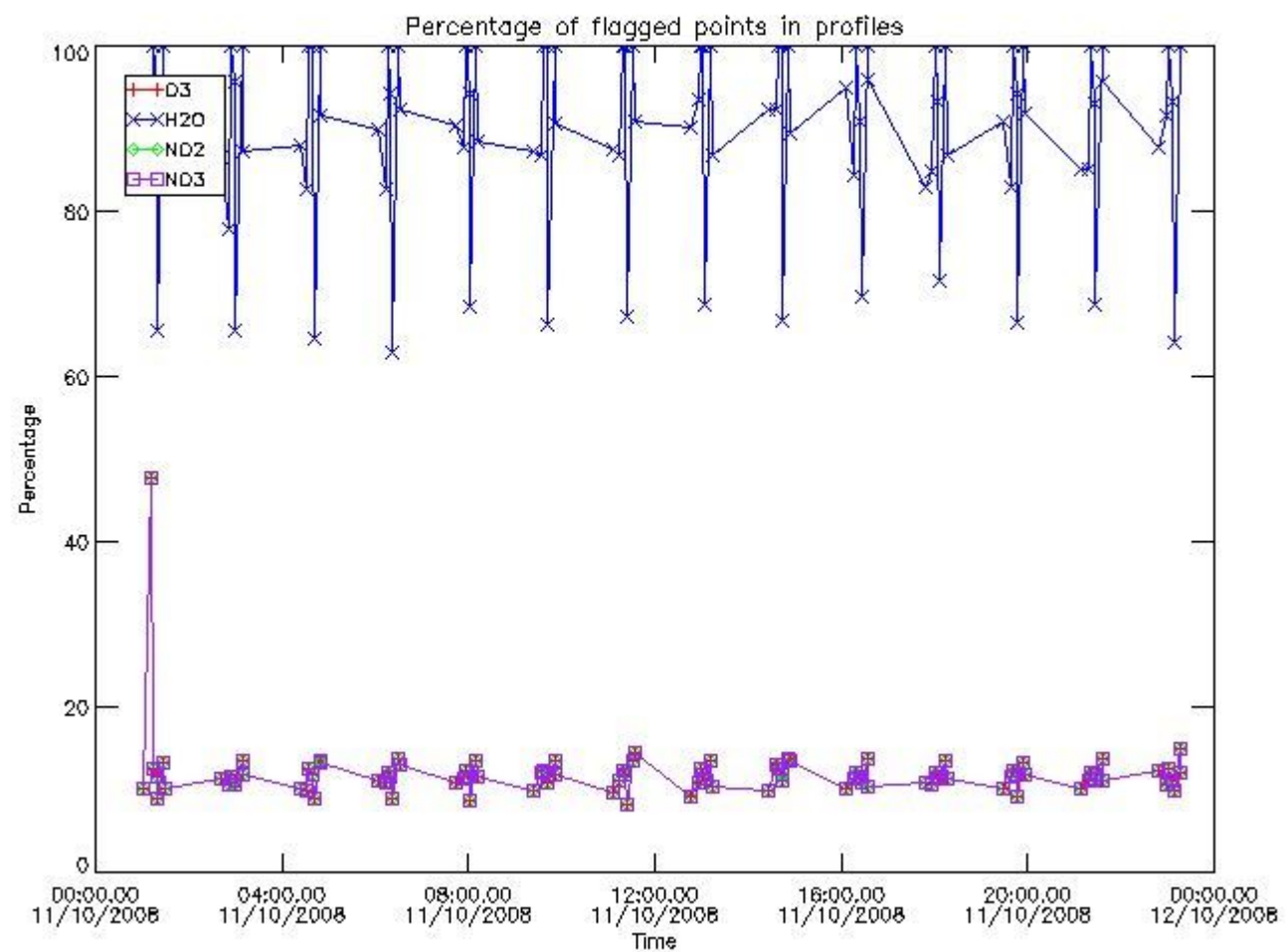
220	GOM_NL__2PRFIN20081011_182036_000000422072_00471_34593_3383.N1	11-OCT-2008 18:20:36	Straylight	42.000	84	Alp Phe	2.3970	4500.0	84	34593	No
221	GOM_NL__2PRFIN20081011_182716_000000442072_00471_34593_3384.N1	11-OCT-2008 18:27:16	Straylight	44.000	52	16Bet Cet	2.0370	4500.0	88	34593	No
222	GOM_NL__2PRFIN20081011_183703_000000362072_00471_34593_3385.N1	11-OCT-2008 18:37:03	Bright	36.000	140	88Gam Peg	2.8340	26000.	72	34593	No
223	GOM_NL__2PRFIN20081011_184102_000000362072_00471_34593_3386.N1	11-OCT-2008 18:41:02	Bright	35.500	58	21Alp And	2.0730	11000.	71	34593	No
224	GOM_NL__2PRFIN20081011_184914_000000382072_00471_34593_3387.N1	11-OCT-2008 18:49:14	Bright	37.500	68	18Alp Cas	2.2250	4500.0	75	34593	No
225	GOM_NL__2PRFIN20081011_185037_000000382072_00471_34593_3388.N1	11-OCT-2008 18:50:37	Bright	38.000	76	27Gam Cas	2.3000	30000.	76	34593	No
226	GOM_NL__2PRFIN20081011_185803_000000372072_00471_34593_3389.N1	11-OCT-2008 18:58:03	Bright	36.500	49	1Alp UMi	1.9900	6300.0	73	34593	No
227	GOM_NL__2PRFIN20081011_190614_000000392072_00471_34593_3390.N1	11-OCT-2008 19:06:14	Bright	39.000	36	50Alp UMa	1.8000	6300.0	78	34593	No
228	GOM_NL__2PRFIN20081011_190747_000000342072_00471_34593_3391.N1	11-OCT-2008 19:07:47	Bright	34.000	82	48Bet UMa	2.3650	10600.	68	34593	No
229	GOM_NL__2PRFIN20081011_191107_000000522072_00471_34593_3392.N1	11-OCT-2008 19:11:07	Bright	52.000	174	52Psi UMa	3.0040	4400.0	104	34593	No
230	GOM_NL__2PRFIN20081011_191757_000000392072_00471_34593_3393.N1	11-OCT-2008 19:17:57	Bright	38.500	166	17Eps Leo	2.9800	6000.0	77	34593	No
231	GOM_NL__2PRFIN20081011_192109_000000402072_00471_34593_3394.N1	11-OCT-2008 19:21:09	Bright	39.500	22	32Alp Leo	1.3600	15200.	79	34593	No
232	GOM_NL__2PRFIN20081011_192815_000000502072_00471_34593_3395.N1	11-OCT-2008 19:28:15	Dark	50.000	48	30Alp Hya	1.9770	4100.0	100	34593	No
233	GOM_NL__2PRFIN20081011_193752_000000452072_00471_34593_3396.N1	11-OCT-2008 19:37:52	Dark	44.500	65	Lam Vel	2.2040	4400.0	89	34593	No
234	GOM_NL__2PRFIN20081011_194054_000000422072_00471_34593_3397.N1	11-OCT-2008 19:40:54	Dark	41.500	34	Gam2Vel	1.7930	23000.	83	34593	No
235	GOM_NL__2PRFIN20081011_194504_000000432072_00472_34594_3395.N1	11-OCT-2008 19:45:04	Dark	43.000	161	Tau Pup	2.9310	4500.0	86	34594	No
236	GOM_NL__2PRFIN20081011_194627_000000622072_00472_34594_3396.N1	11-OCT-2008 19:46:27	Dark	61.500	2	Alp Car	-0.73600	7000.0	123	34594	No
237	GOM_NL__2PRFIN20081011_195440_000000392072_00472_34594_3397.N1	11-OCT-2008 19:54:40	Dark	38.500	143	Alp Hyi	2.8570	7200.0	77	34594	No
238	GOM_NL__2PRFIN20081011_195607_000000432072_00472_34594_3398.N1	11-OCT-2008 19:56:07	Dark	43.000	9	Alp Eri	0.45300	24000.	86	34594	No
239	GOM_NL__2PRFIN20081011_195829_000000462072_00472_34594_3399.N1	11-OCT-2008 19:58:29	Straylight	46.000	157	The1Eri	2.9060	9300.0	92	34594	No
240	GOM_NL__2PRFIN20081011_200113_000000392072_00472_34594_3400.N1	11-OCT-2008 20:01:13	Straylight	38.500	84	Alp Phe	2.3970	4500.0	77	34594	No
241	GOM_NL__2PRFIN20081011_200752_000000422072_00472_34594_3401.N1	11-OCT-2008 20:07:52	Straylight	41.500	52	16Bet Cet	2.0370	4500.0	83	34594	No
242	GOM_NL__2PRFIN20081011_201738_000000372072_00472_34594_3402.N1	11-OCT-2008 20:17:38	Bright	36.500	140	88Gam Peg	2.8340	26000.	73	34594	No
243	GOM_NL__2PRFIN20081011_202138_000000362072_00472_34594_3403.N1	11-OCT-2008 20:21:38	Bright	36.000	58	21Alp And	2.0730	11000.	72	34594	No
244	GOM_NL__2PRFIN20081011_202426_000000292072_00472_34594_3404.N1	11-OCT-2008 20:24:26	Tw_i_and_stray	29.000	53	43Bet And	2.0480	3300.0	58	34594	No
245	GOM_NL__2PRFIN20081011_202949_000000362072_00472_34594_3405.N1	11-OCT-2008 20:29:49	Bright	36.000	68	18Alp Cas	2.2250	4500.0	72	34594	No
246	GOM_NL__2PRFIN20081011_203112_000000372072_00472_34594_3406.N1	11-OCT-2008 20:31:12	Bright	36.500	76	27Gam Cas	2.3000	30000.	73	34594	No
247	GOM_NL__2PRFIN20081011_203839_000000362072_00472_34594_3407.N1	11-OCT-2008 20:38:39	Bright	35.500	49	1Alp UMi	1.9900	6300.0	71	34594	No
248	GOM_NL__2PRFIN20081011_204650_000000372072_00472_34594_3408.N1	11-OCT-2008 20:46:50	Bright	37.000	36	50Alp UMa	1.8000	6300.0	74	34594	No
249	GOM_NL__2PRFIN20081011_204822_000000362072_00472_34594_3409.N1	11-OCT-2008 20:48:22	Bright	36.000	82	48Bet UMa	2.3650	10600.	72	34594	No
250	GOM_NL__2PRFIN20081011_205143_000000512072_00472_34594_3410.N1	11-OCT-2008 20:51:43	Bright	51.000	174	52Psi UMa	3.0040	4400.0	102	34594	No
251	GOM_NL__2PRFIN20081011_205833_000000442072_00472_34594_3411.N1	11-OCT-2008 20:58:33	Bright	44.000	166	17Eps Leo	2.9800	6000.0	88	34594	No
252	GOM_NL__2PRFIN20081011_210145_000000402072_00472_34594_3412.N1	11-OCT-2008 21:01:45	Bright	39.500	22	32Alp Leo	1.3600	15200.	79	34594	No
253	GOM_NL__2PRFIN20081011_210852_000000512072_00472_34594_3413.N1	11-OCT-2008 21:08:52	Dark	50.500	48	30Alp Hya	1.9770	4100.0	101	34594	No
254	GOM_NL__2PRFIN20081011_211828_000000512072_00472_34594_3414.N1	11-OCT-2008 21:18:28	Dark	51.000	65	Lam Vel	2.2040	4400.0	102	34594	No
255	GOM_NL__2PRFIN20081011_212130_000000422072_00472_34594_3415.N1	11-OCT-2008 21:21:30	Dark	42.000	34	Gam2Vel	1.7930	23000.	84	34594	No
256	GOM_NL__2PRFIN20081011_212541_000000442072_00473_34595_3412.N1	11-OCT-2008 21:25:41	Dark	43.500	161	Tau Pup	2.9310	4500.0	87	34595	No
257	GOM_NL__2PRFIN20081011_212704_000000452072_00473_34595_3413.N1	11-OCT-2008 21:27:04	Dark	45.000	2	Alp Car	-0.73600	7000.0	90	34595	No
258	GOM_NL__2PRFIN20081011_213516_000000372072_00473_34595_3414.N1	11-OCT-2008 21:35:16	Dark	37.000	143	Alp Hyi	2.8570	7200.0	74	34595	No
259	GOM_NL__2PRFIN20081011_213643_000000462072_00473_34595_3415.N1	11-OCT-2008 21:36:43	Dark	45.500	9	Alp Eri	0.45300	24000.	91	34595	No
260	GOM_NL__2PRFIN20081011_213905_000000472072_00473_34595_3416.N1	11-OCT-2008 21:39:05	Straylight	47.000	157	The1Eri	2.9060	9300.0	94	34595	No
261	GOM_NL__2PRFIN20081011_214149_000000422072_00473_34595_3417.N1	11-OCT-2008 21:41:49	Straylight	42.000	84	Alp Phe	2.3970	4500.0	84	34595	No
262	GOM_NL__2PRFIN20081011_214828_000000432072_00473_34595_3418.N1	11-OCT-2008 21:48:28	Straylight	43.000	52	16Bet Cet	2.0370	4500.0	86	34595	No
263	GOM_NL__2PRFIN20081011_215814_000000372072_00473_34595_3419.N1	11-OCT-2008 21:58:14	Bright	37.000	140	88Gam Peg	2.8340	26000.	74	34595	No
264	GOM_NL__2PRFIN20081011_220214_000000382072_00473_34595_3420.N1	11-OCT-2008 22:02:14	Bright	37.500	58	21Alp And	2.0730	11000.	75	34595	No
265	GOM_NL__2PRFIN20081011_220501_000000292072_00473_34595_3421.N1	11-OCT-2008 22:05:01	Tw_i_and_stray	29.000	53	43Bet And	2.0480	3300.0	58	34595	No
266	GOM_NL__2PRFIN20081011_221025_000000392072_00473_34595_3422.N1	11-OCT-2008 22:10:25	Bright	38.500	68	18Alp Cas	2.2250	4500.0	77	34595	No
267	GOM_NL__2PRFIN20081011_221148_000000392072_00473_34595_3423.N1	11-OCT-2008 22:11:48	Bright	38.500	76	27Gam Cas	2.3000	30000.	77	34595	No
268	GOM_NL__2PRFIN20081011_221914_000000362072_00473_34595_3424.N1	11-OCT-2008 22:19:14	Bright	36.000	49	1Alp UMi	1.9900	6300.0	72	34595	No
269	GOM_NL__2PRFIN20081011_222726_000000382072_00473_34595_3425.N1	11-OCT-2008 22:27:26	Bright	37.500	36	50Alp UMa	1.8000	6300.0	75	34595	No
270	GOM_NL__2PRFIN20081011_222858_000000522072_00473_34595_3426.N1	11-OCT-2008 22:28:58	Bright	52.000	82	48Bet UMa	2.3650	10600.	104	34595	No
271	GOM_NL__2PRFIN20081011_223219_000000342072_00473_34595_3427.N1	11-OCT-2008 22:32:19	Bright	33.500	174	52Psi UMa	3.0040	4400.0	67	34595	No
272	GOM_NL__2PRFIN20081011_223910_000000582072_00473_34595_3428.N1	11-OCT-2008 22:39:10	Bright	58.000	166	17Eps Leo	2.9800	6000.0	116	34595	No
273	GOM_NL__2PRFIN20081011_224221_000000392072_00473_34595_3429.N1	11-OCT-2008 22:42:21	Bright	38.500	22	32Alp Leo	1.3600	15200.	77	34595	No
274	GOM_NL__2PRFIN20081011_224928_000000572072_00473_34595_3430.N1	11-OCT-2008 22:49:28	Dark	57.000	48	30Alp Hya	1.9770	4100.0	114	34595	No
275	GOM_NL__2PRFIN20081011_225904_000000492072_00473_34595_3431.N1	11-OCT-2008 22:59:04	Dark	48.500	65	Lam Vel	2.2040	4400.0	97	34595	No
276	GOM_NL__2PRFIN20081011_230207_000000412072_00473_34595_3432.N1	11-OCT-2008 23:02:07	Dark	41.000	34	Gam2Vel	1.7930	23000.	82	34595	No
277	GOM_NL__2PRFIN20081011_230618_000000462072_00474_34596_3425.N1	11-OCT-2008 23:06:18	Dark	45.500	161	Tau Pup	2.9310	4500.0	91	34596	No
278	GOM_NL__2PRFIN20081011_230740_000000522072_00474_34596_3426.N1	11-OCT-2008 23:07:40	Dark	52.000	2	Alp Car	-0.73600	7000.0	104	34596	No

279	GOM_NL__2PRFIN20081011_231552_000000382072_00474_34596_3427.N1	11-OCT-2008 23:15:52	Dark	37.500	143	Alp Hyi	2.8570	7200.0	75	34596	No
280	GOM_NL__2PRFIN20081011_231719_000000422072_00474_34596_3428.N1	11-OCT-2008 23:17:19	Dark	42.000	9	Alp Eri	0.45300	24000.	84	34596	No
281	GOM_NL__2PRFIN20081011_231942_000000452072_00474_34596_3429.N1	11-OCT-2008 23:19:42	Straylight	45.000	157	The1Eri	2.9060	9300.0	90	34596	No
282	GOM_NL__2PRFIN20081011_232225_000000402072_00474_34596_3430.N1	11-OCT-2008 23:22:25	Straylight	39.500	84	Alp Phe	2.3970	4500.0	79	34596	No
283	GOM_NL__2PRFIN20081011_232904_000000452072_00474_34596_3431.N1	11-OCT-2008 23:29:04	Straylight	44.500	52	16Bet Cet	2.0370	4500.0	89	34596	No
284	GOM_NL__2PRFIN20081011_233850_000000382072_00474_34596_3432.N1	11-OCT-2008 23:38:50	Bright	37.500	140	88Gam Peg	2.8340	26000.	75	34596	No
285	GOM_NL__2PRFIN20081011_234250_000000362072_00474_34596_3433.N1	11-OCT-2008 23:42:50	Bright	36.000	58	21Alp And	2.0730	11000.	72	34596	No
286	GOM_NL__2PRFIN20081011_234537_000000362072_00474_34596_3434.N1	11-OCT-2008 23:45:37	Bright	36.000	53	43Bet And	2.0480	3300.0	72	34596	No
287	GOM_NL__2PRFIN20081011_235100_000000352072_00474_34596_3435.N1	11-OCT-2008 23:51:00	Bright	34.500	68	18Alp Cas	2.2250	4500.0	69	34596	No
288	GOM_NL__2PRFIN20081011_235223_000000392072_00474_34596_3436.N1	11-OCT-2008 23:52:23	Bright	38.500	76	27Gam Cas	2.3000	30000.	77	34596	No
289	GOM_NL__2PRFIN20081011_235950_000000352072_00474_34596_3437.N1	11-OCT-2008 23:59:50	Bright	34.500	49	1Alp UMi	1.9900	6300.0	69	34596	No

3. Quality information per product


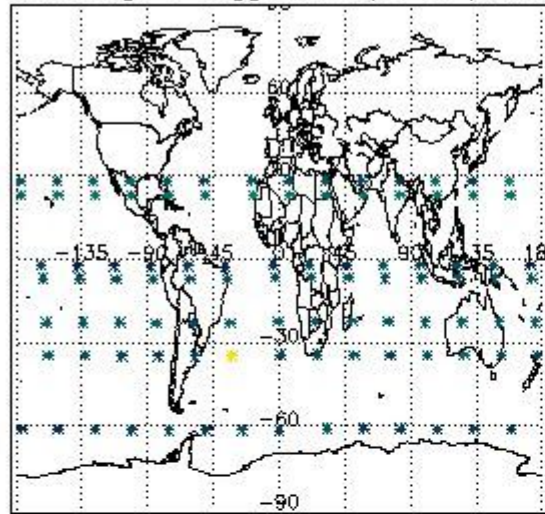
In this section it is plotted some information contained in the Quality Summary data set of the level 2 products. Only products in dark limb conditions and without errors (error flag in the MPH set to "0") are used.

3.1 Plot quality information per product (time dependant)

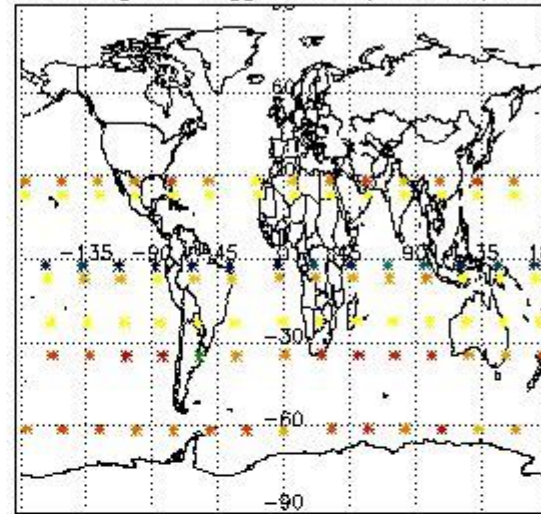


3.2 Plot quality information per product (world map)


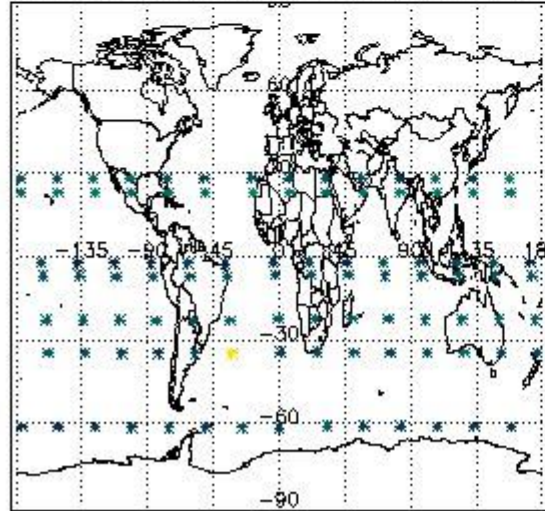
Percentage of flagged data per O3 profile



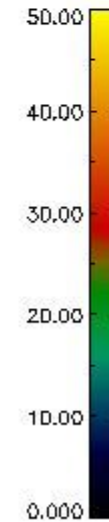
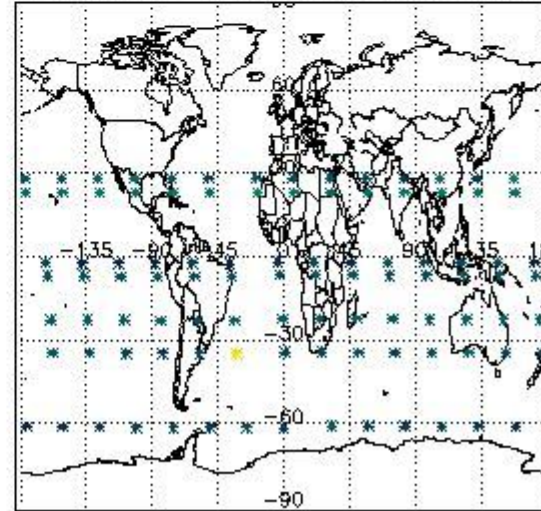
Percentage of flagged data per H2O profile



Percentage of flagged data per NO2 profile



Percentage of flagged data per NO3 profile

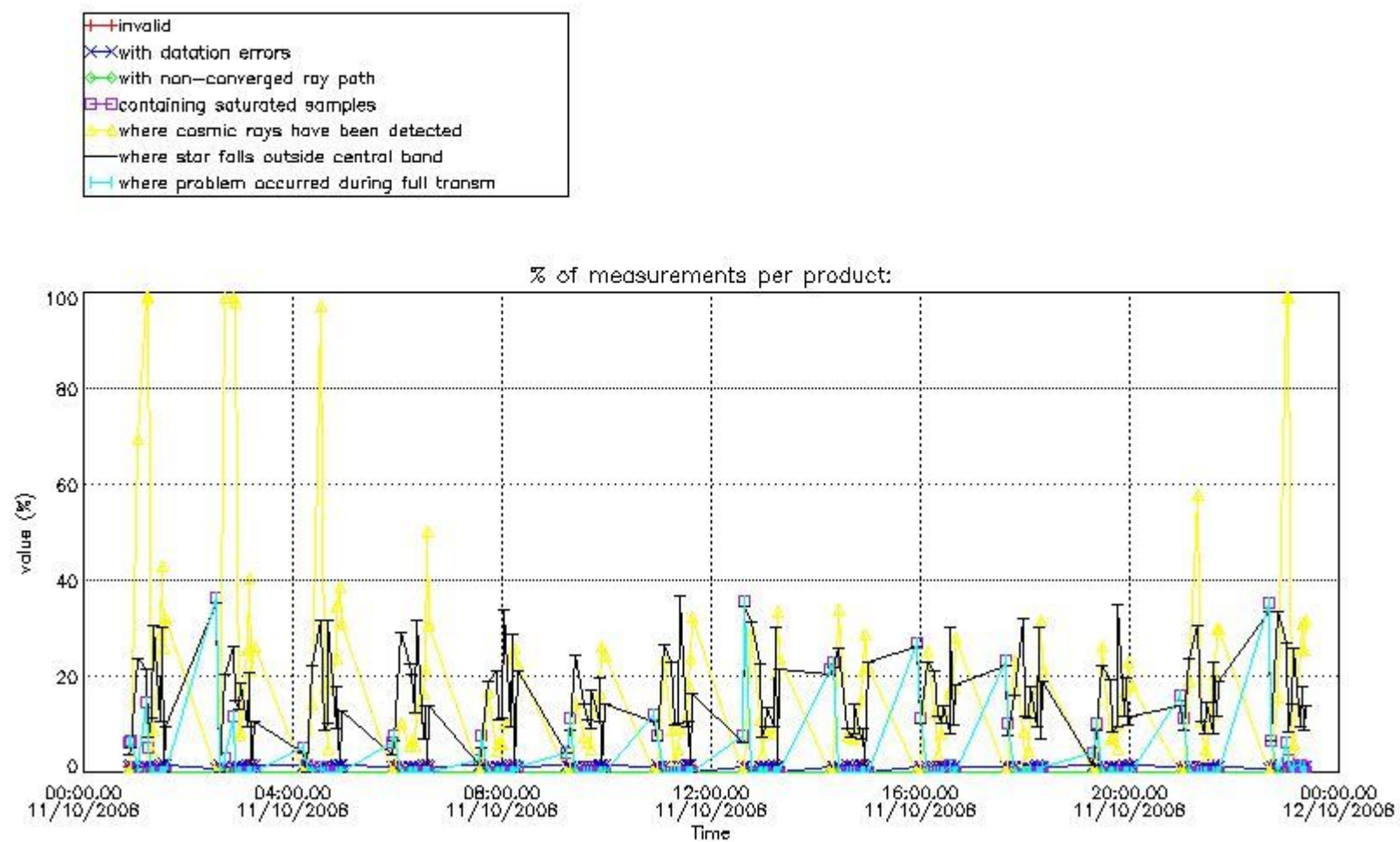


4. Level 1 quality information per product

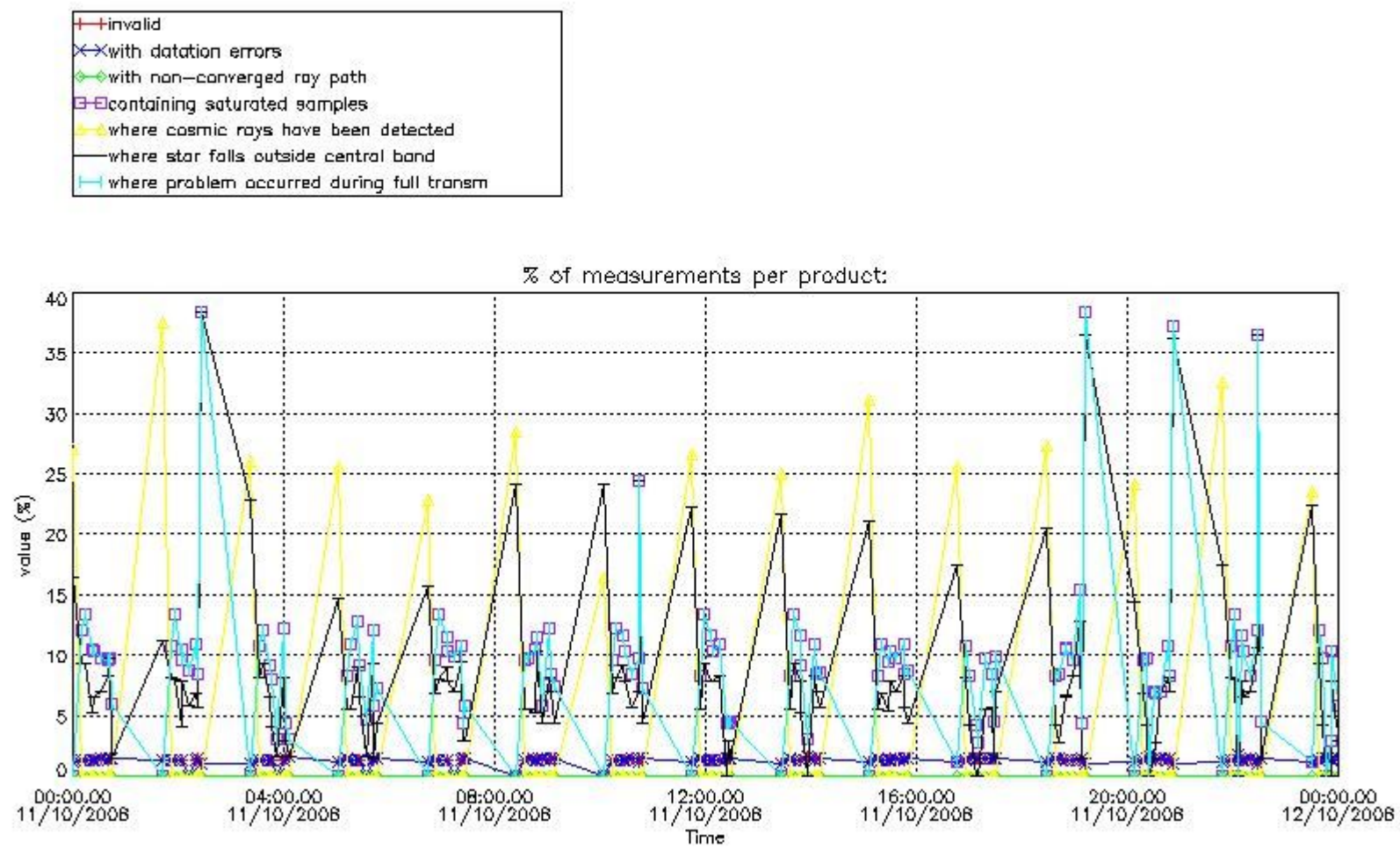
In this section it is plotted some information contained in the Quality Summary data set of the level 2 products that comes from the level 1b processing. Products without errors (error flag in the MPH set to "0") are used.

4.1 Plot quality information per product (time dependant) coming from level 1b processing

4.1.1 Plot level 1 quality information per product (time dependant): ENVISAT ASCENDING passes



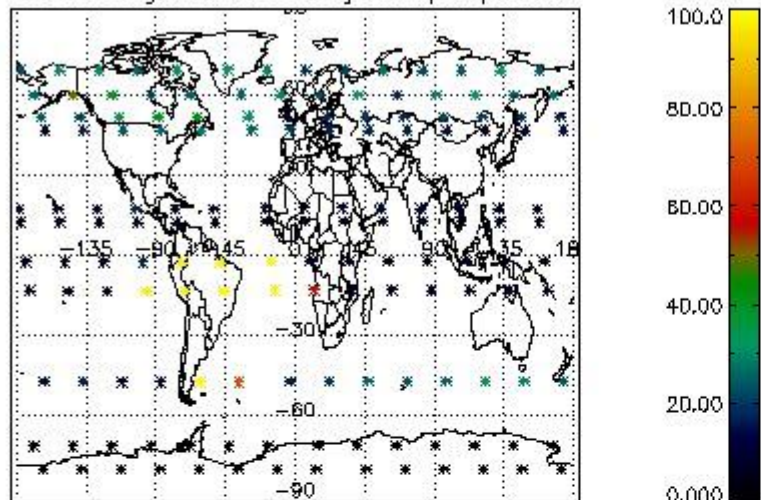
4.1.2 Plot level 1 quality information per product (time dependant): ENVISAT DESCENDING passes



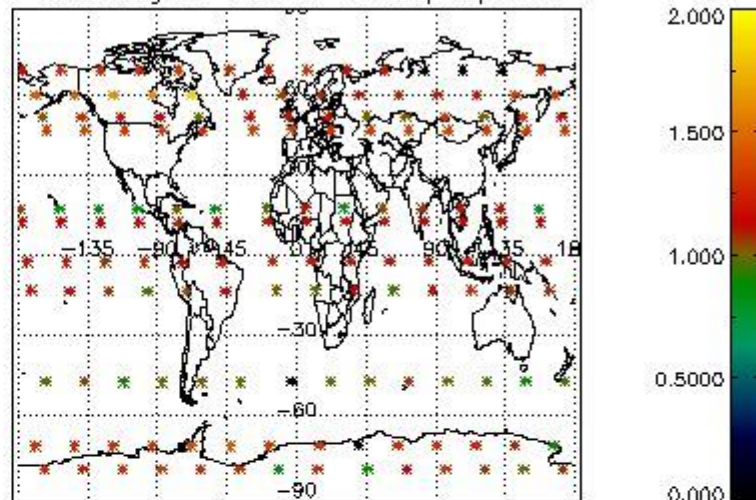
4.2 Plot quality information per product coming from level 1b processing (world map)

4.2.1 Plot level 1 quality information per product (world map): ENVISAT ASCENDING passes

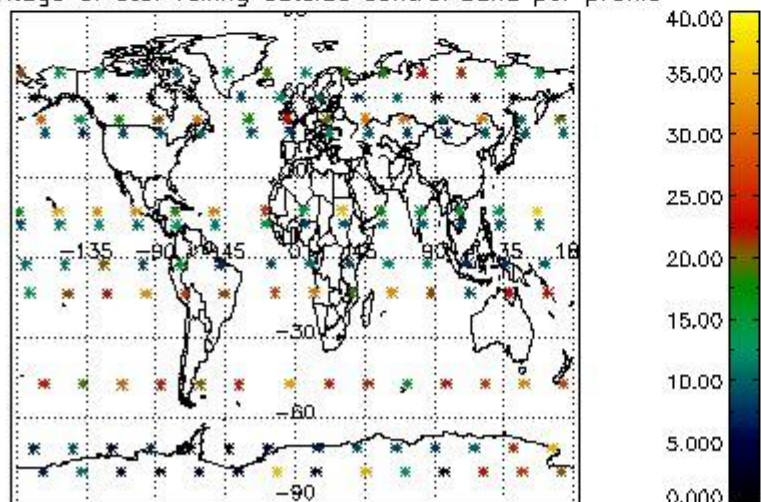
Percentage of cosmic ray hits per profile



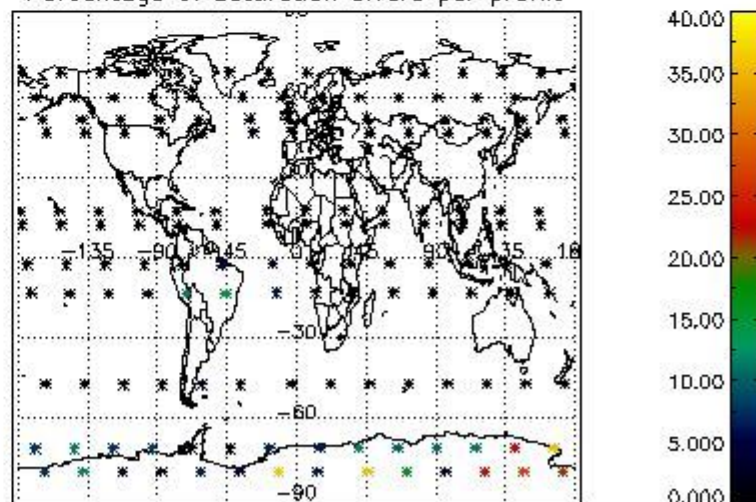
Percentage of datation errors per profile



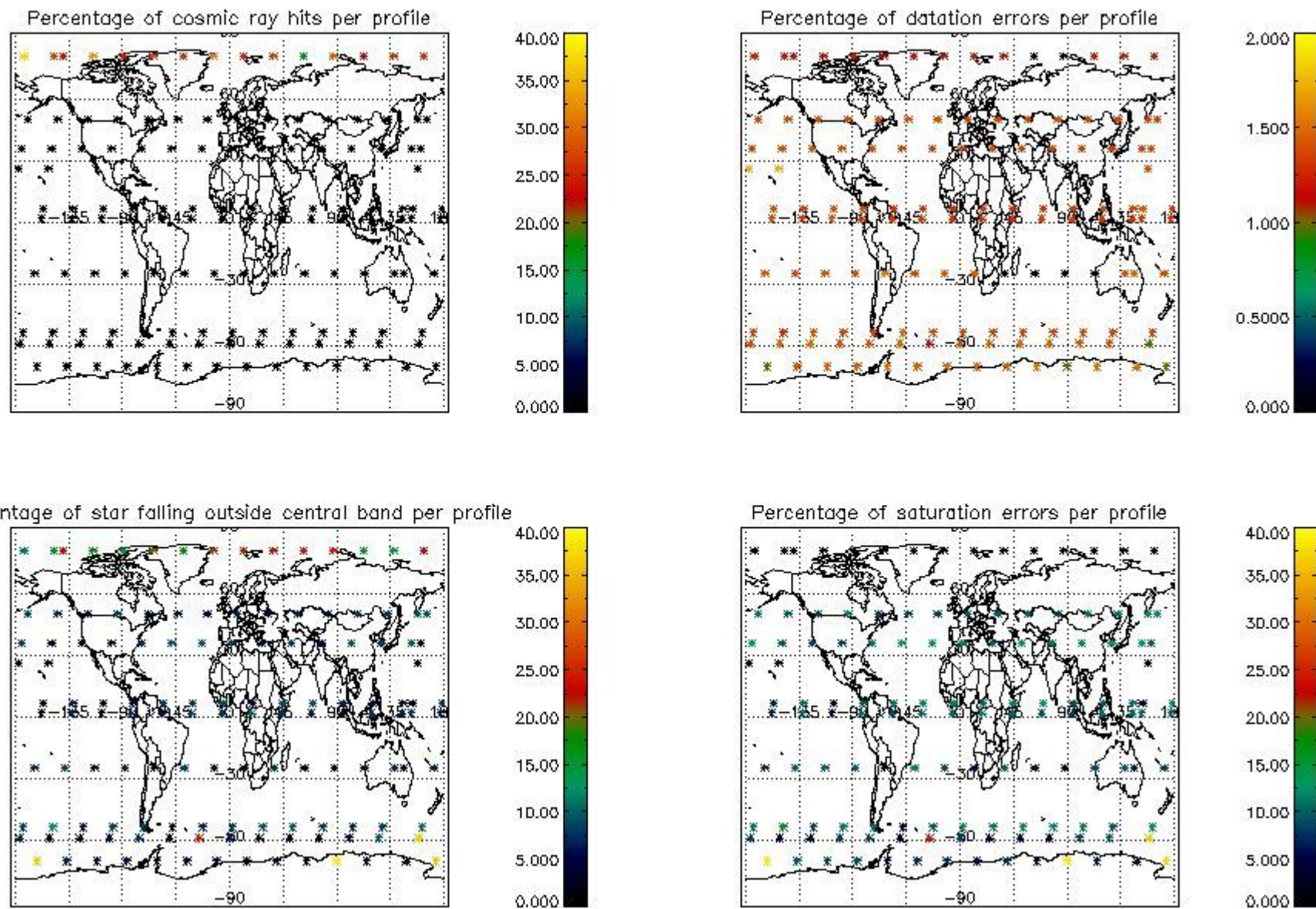
Percentage of star falling outside central band per profile



Percentage of saturation errors per profile



4.2.2 Plot level 1 quality information per product (world map): ENVISAT DESCENDING passes



5. Trace gas profiles

5.1 Ozone statistics based on quality of products

The final quality of the products can be "measured" using the STD (Standard Deviation) attached to every point profile. This information is written to the parameter GOM_NL__2P/NL_LOCAL_SPECIES_DENSITY/o3_std of the level 2 products. The table below shows the statistics for given STD ranges.

The statistics are given with respect to the overall valid production:

- Products without fatal errors: GOM_NL__2P/MPH/PRODUCT_ERR=0
- Valid point profile: GOM_NL__2P/NL_LOCAL_SPECIES_DENSITY/pcd(0)=0

The 'Criteria' is applied to valid points of dark limb products:

- Products in dark limb illumination condition: GOM_NL__2P/NL_SUMMARY_QUALITY/obs_ill_cond=0
- Products without fatal errors: GOM_NL__2P/MPH/PRODUCT_ERR=0
- Valid point profile: GOM_NL__2P/NL_LOCAL_SPECIES_DENSITY/pcd(0)=0

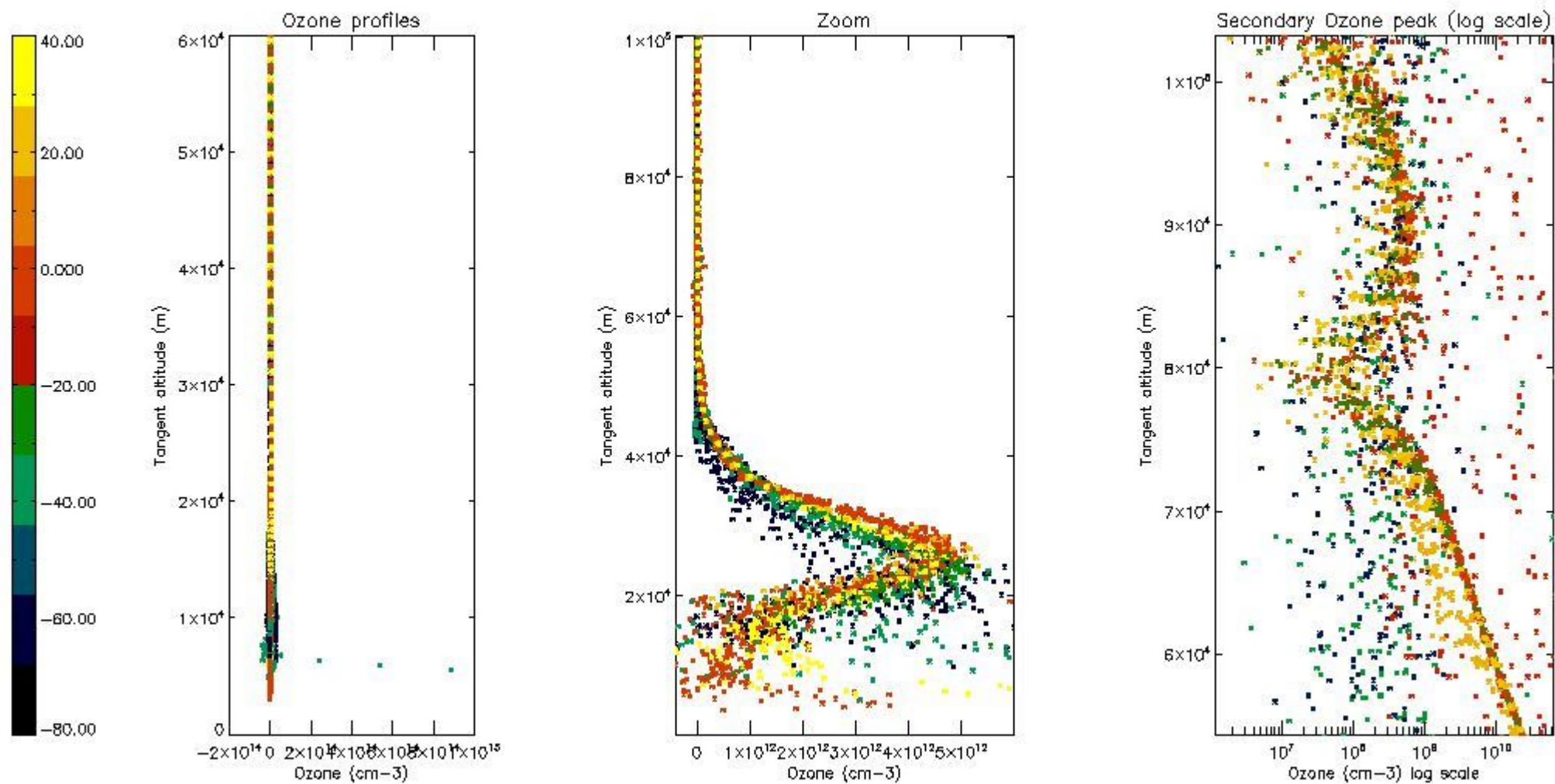
So, the table below shows the percentage of dark limb and valid observations for each criteria with respect to the overall valid daily observations.

Criteria	% of total production
All STD	39
STD < 20	19

STD < 10	13
STD < 5	10

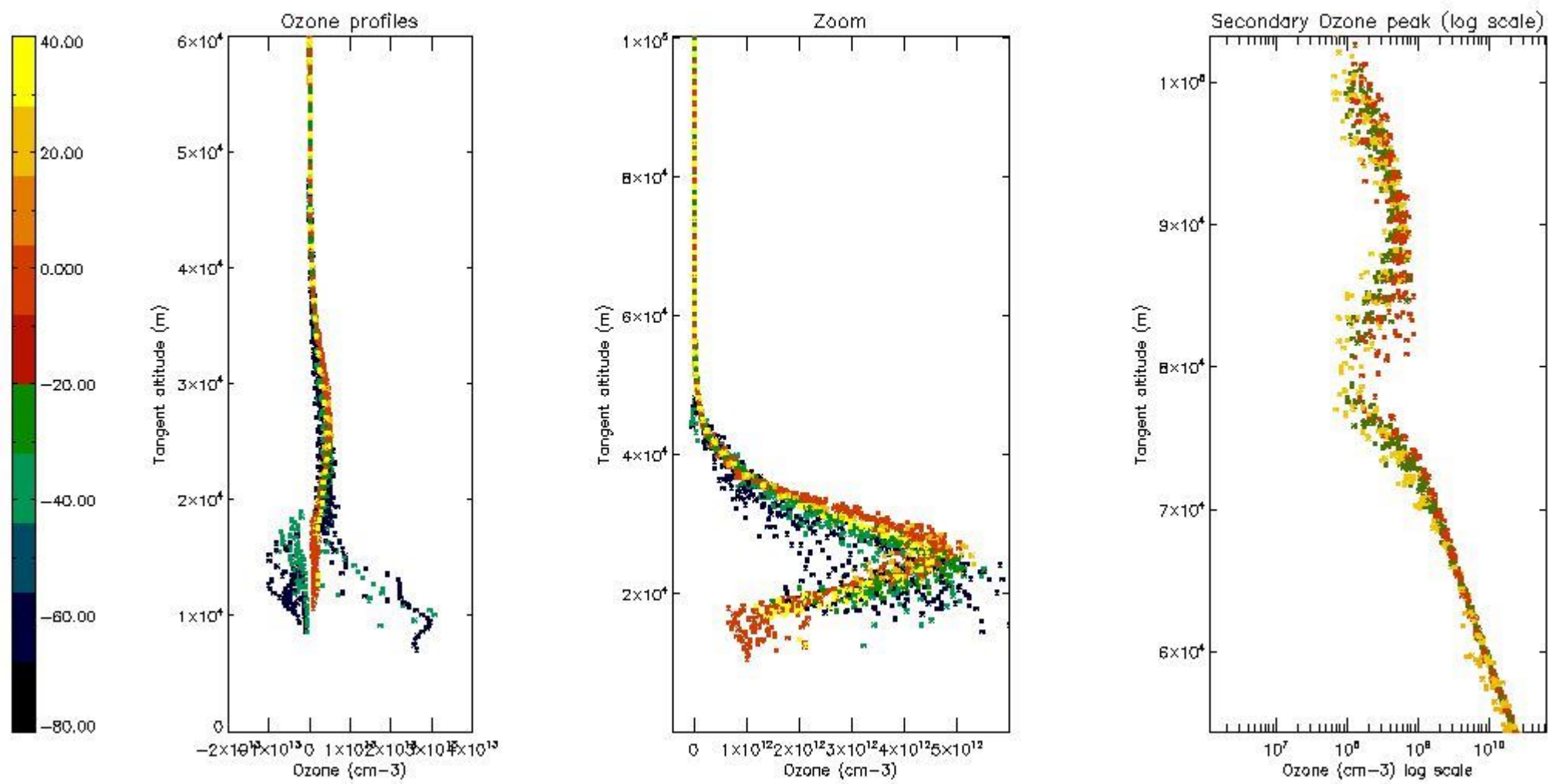
5.2 Plot ozone profiles for all STD (dark without errors)

The colorbar represents the latitude.



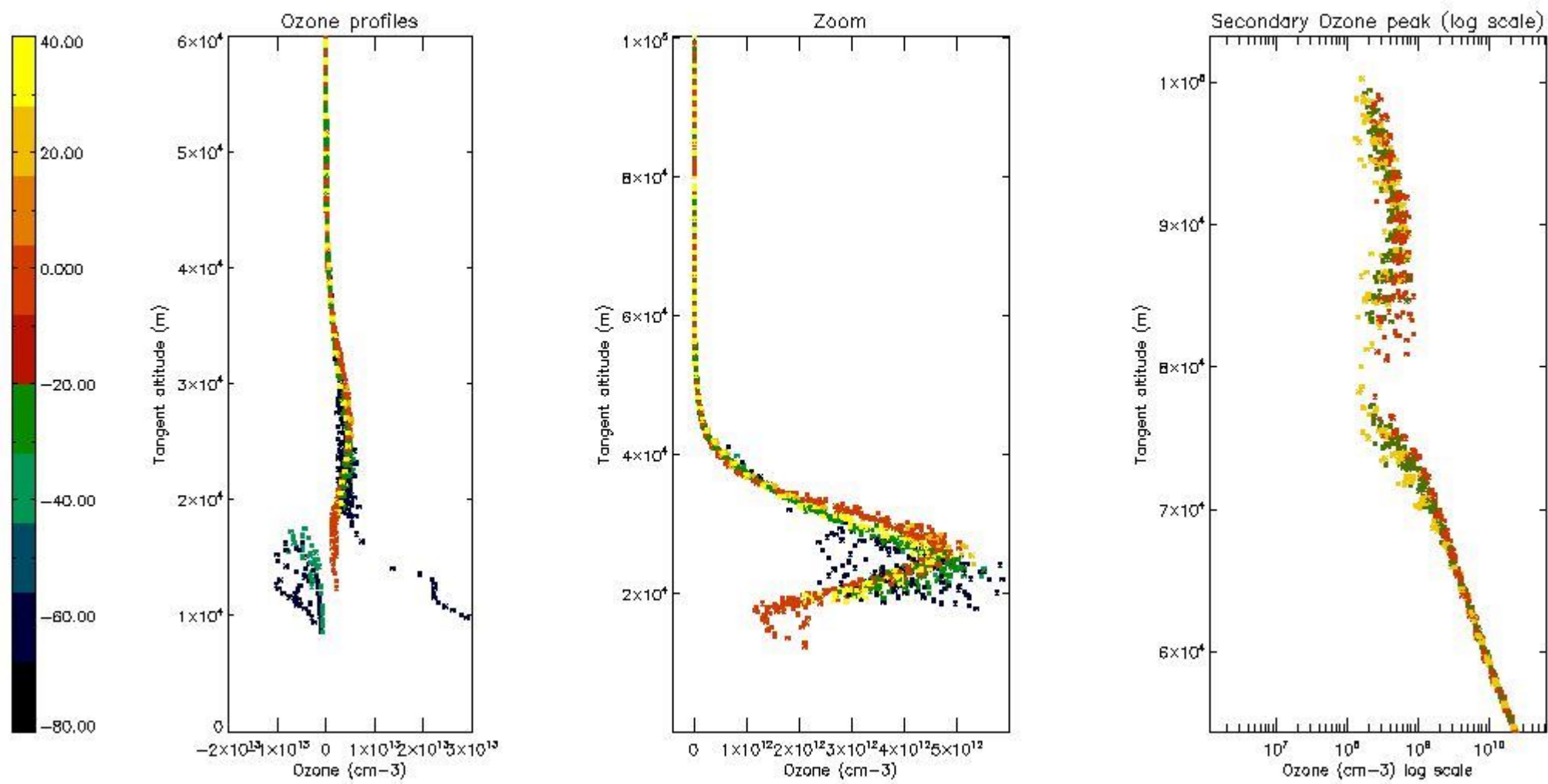
5.3 Plot ozone profiles where STD < 20% (dark without errors)

The colorbar represents the latitude.



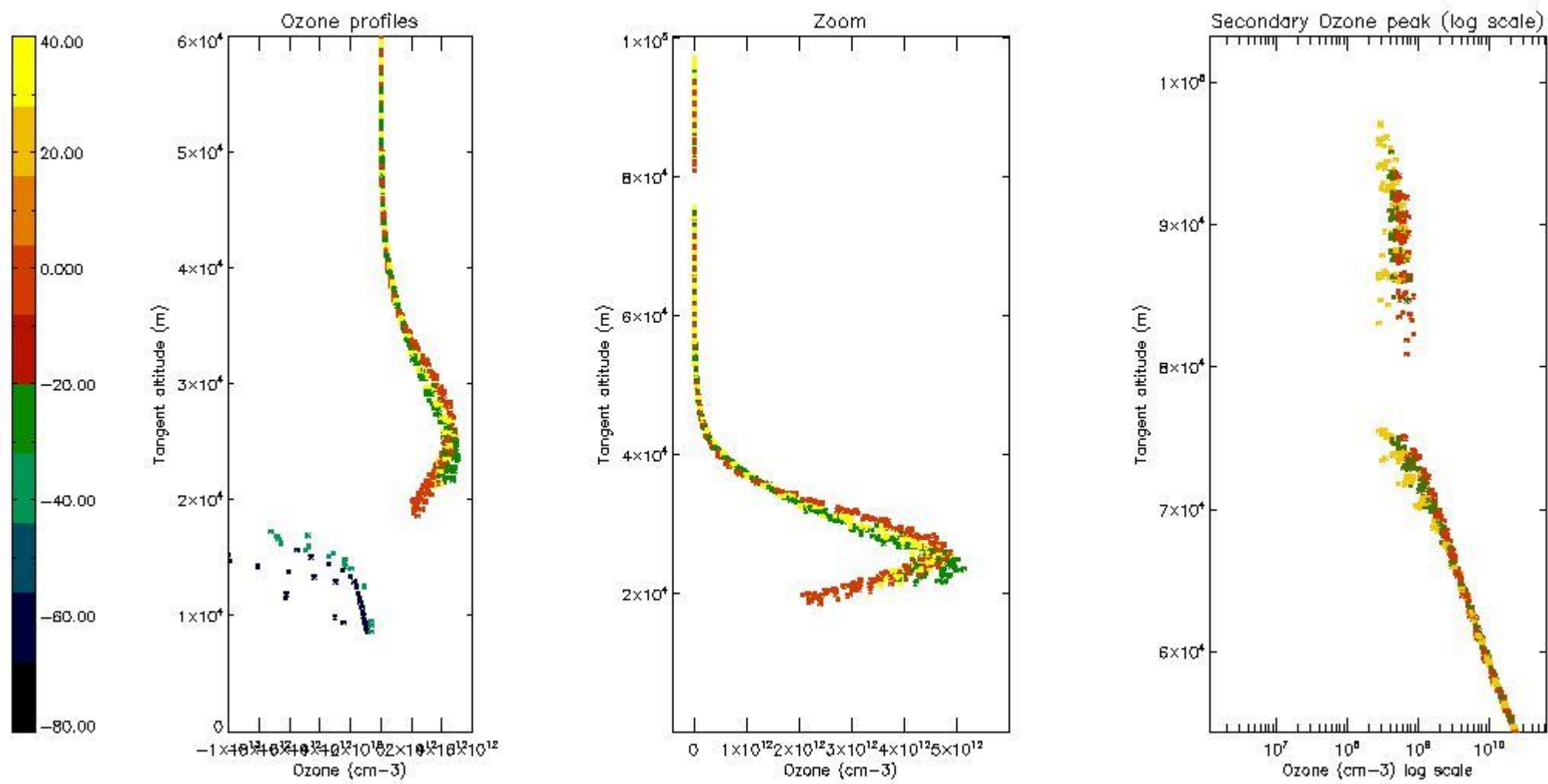
5.4 Plot ozone profiles where $STD < 10\%$ (dark without errors)

The colorbar represents the latitude.



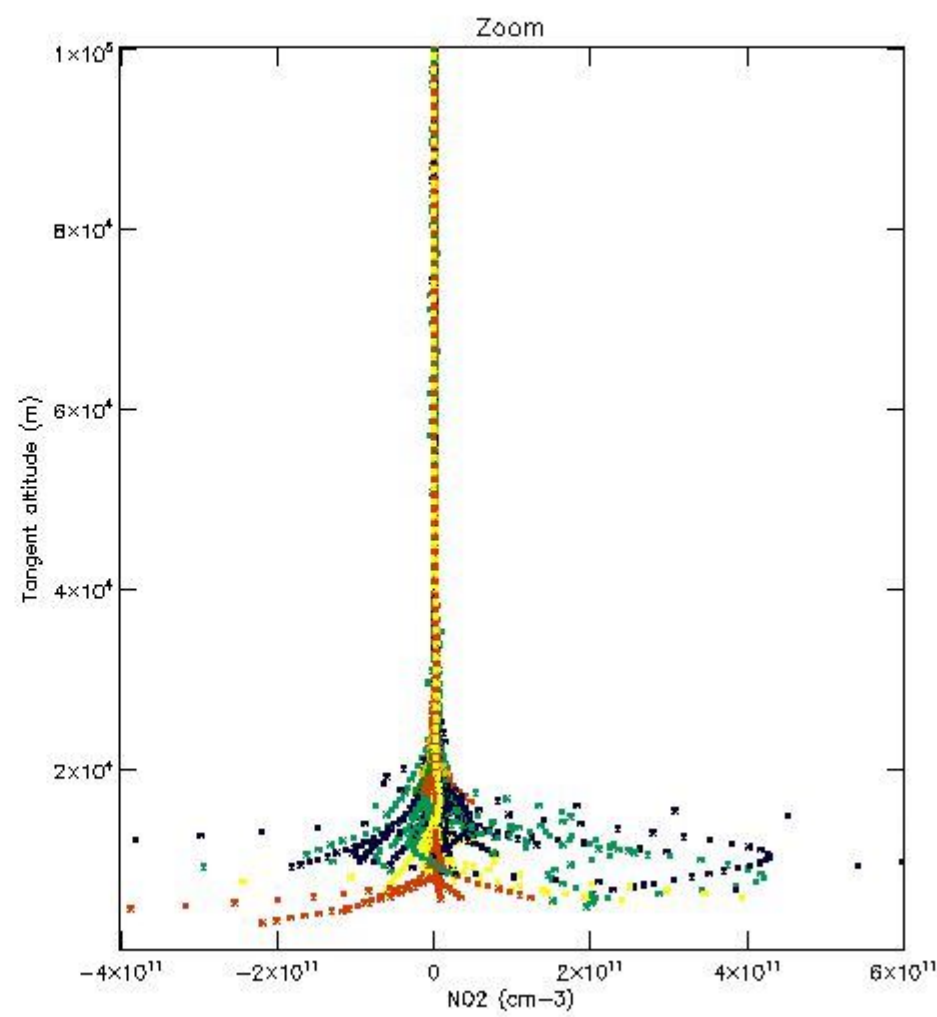
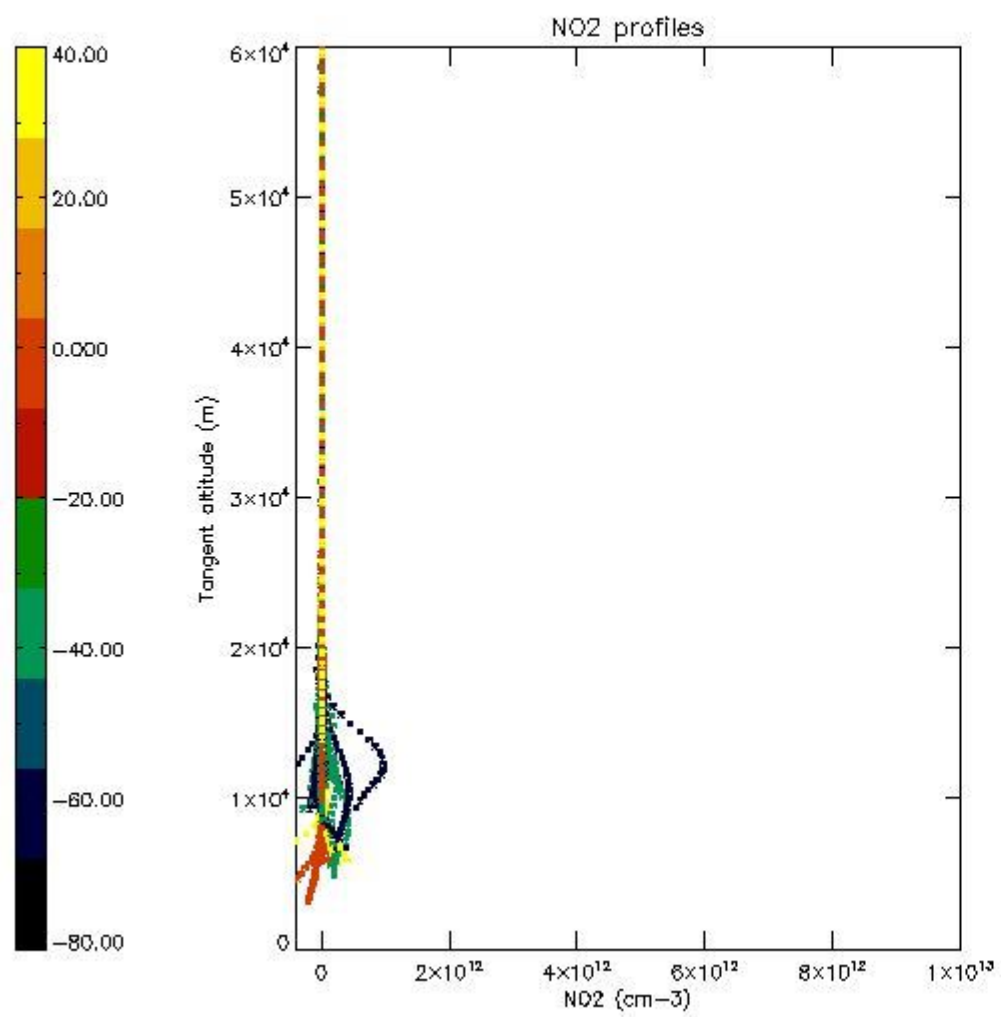
5.5 Plot ozone profiles where $STD < 5\%$ (dark without errors)

The colorbar represents the latitude.



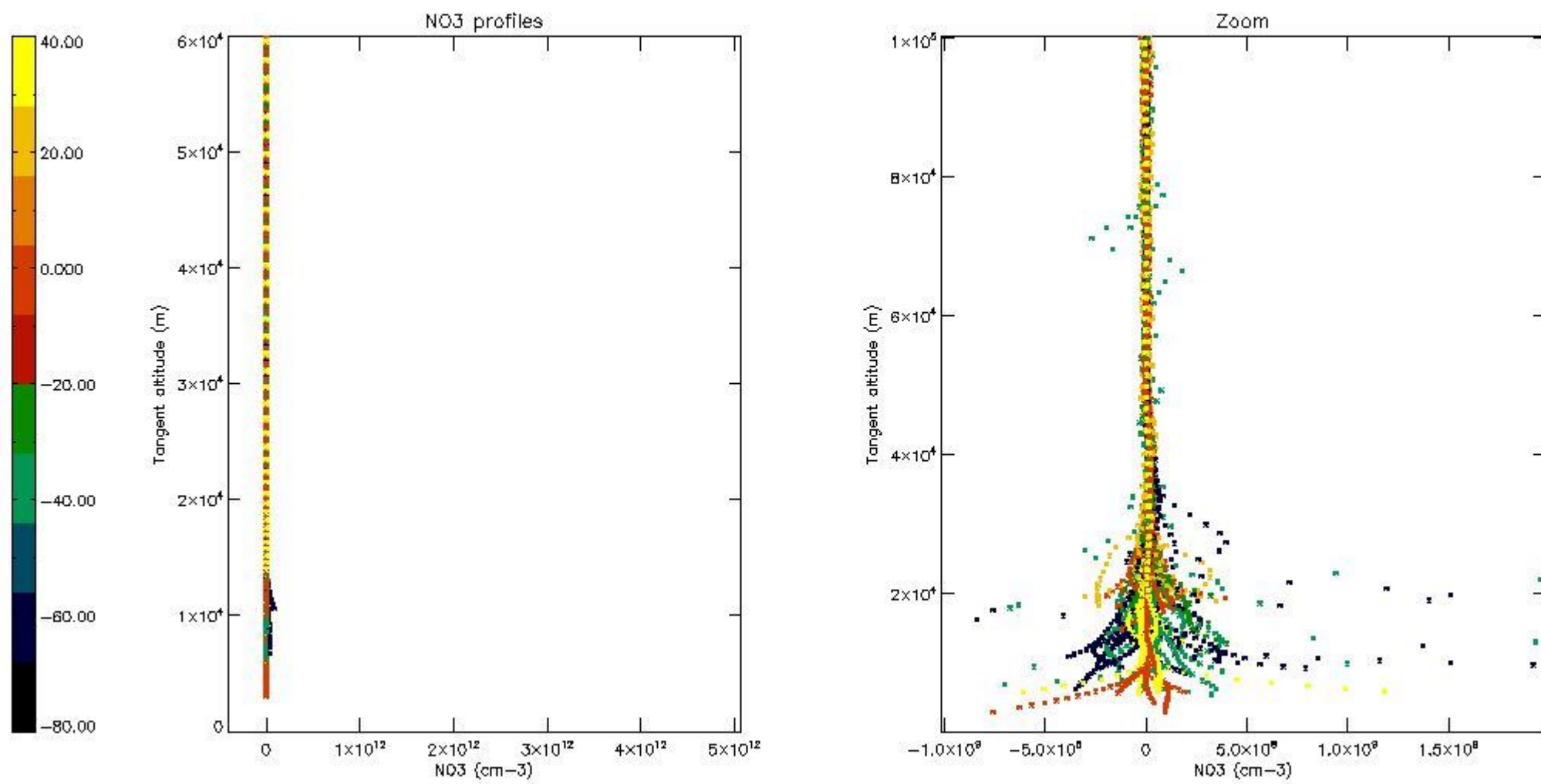
5.6 Plot NO₂ profiles for all STD (dark without errors)

The colorbar represents the latitude.



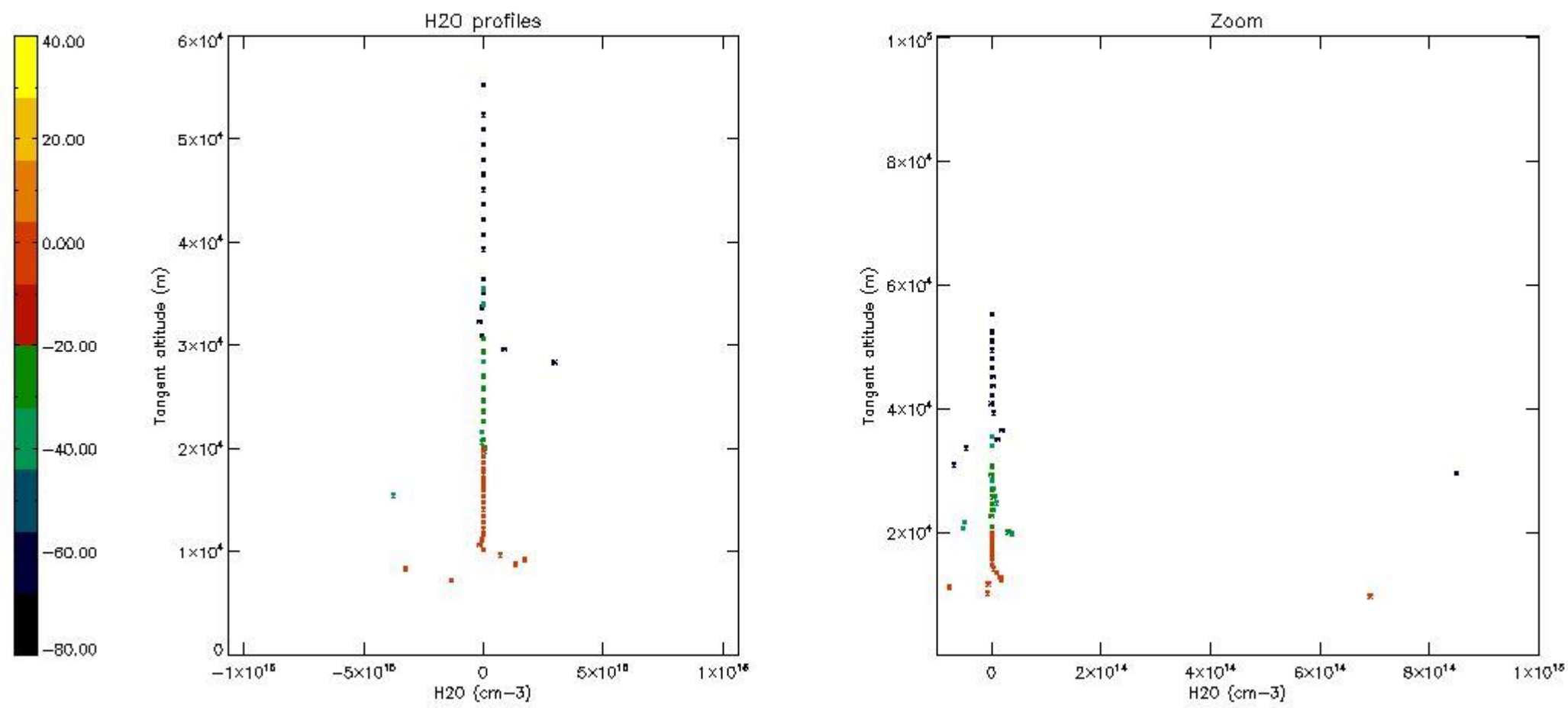
5.7 Plot NO3 profiles for all STD (dark without errors)

The colorbar represents the latitude.



5.8 Plot H2O profiles for all STD (only for occultations of stars 1,2,3,4,13,14,16,26,63 dark without errors)

The colorbar represents the latitude.



6. Auxiliary Data Files used for the production reported in section 2

The number reported in the third column indicates since which file (see list in section 2) the corresponding auxiliary file has been used. The fourth column is the date of those product files.

Type	Auxiliary Filename	Used since product	Used since product date
INST_PHYS_CHARACTERISTICS	GOM_INS_AXVIEC20091111_143220_20030716_120000_20500101_000000	1	11-OCT-2008 00:00:39
LEVEL-2_PROC_CONFIG	GOM_PR2_AXVIEC20091111_152718_20020301_000000_20500101_000000	1	11-OCT-2008 00:00:39
CROSS_SECTIONS_FILE	GOM_CRS_AXVIEC20091111_154832_20020301_000000_20500101_000000	1	11-OCT-2008 00:00:39

GOMOS Level 2 Daily Report

SUMMARY

[1. General Info](#)

[2. Summary of processed GOM_NL_2P products](#)

[3. Level 2 Quality information per product](#)

[3.1 Plot of level 2 quality information per product \(time dependant\)](#)

[3.2 Plot of level 2 quality information per product \(world map\)](#)

[4. Level 1 Quality information per product \(stored on level 2 products\)](#)

[4.1 Plot of level 1 quality information per product \(time dependant\)](#)

[4.1.1 Plot of level 1 quality information per product \(time dependant\): ASCENDING](#)

[4.1.2 Plot of level 1 quality information per product \(time dependant\): DESCENDING](#)

[4.2 Plot of level 1 quality information per product \(world map\)](#)

[4.2.1 Plot of level 1 quality information per product \(world map\): ASCENDING](#)

[4.2.2 Plot of level 1 quality information per product \(world map\): DESCENDING](#)

[5. Ozone profiles based on quality statistics and other trace gas profiles](#)

[5.1 Ozone statistics based on quality of products](#)

[5.2 Plot ozone profiles for all STD \(dark without errors\)](#)

[5.3 Plot ozone profiles where STD < 20% \(dark without errors\)](#)

[5.4. Plot ozone profiles where STD < 10% \(dark without errors\)](#)

[5.5. Plot ozone profiles where STD < 5% \(dark without errors\)](#)

[5.6 Plot NO2 profiles for all STD \(dark without errors\)](#)

[5.7 Plot NO3 profiles for all STD \(dark without errors\)](#)

[5.8 Plot H2O profiles \(only for occultations of stars 1,2,3,4,13,14,16,26,63 dark without errors\) for all STD](#)

[6. Auxiliary Data Files used for the production reported in section 2](#)

This report presents the daily analysis on parameters extracted from GOMOS level 2 data (GOM_NL__2P). It is intended to monitor some important parameters that will impact the quality of these products. A list of level 2 products (and content) that have arrived during the reporting day to the PCF is also given.

Item	Value
Time of report generation	25APR2013 20:51:42
Data source version	GOMOS/6.01
Start time of products	11-10-2008 (11OCT2008 00:00:00)
Stop time of products	12-10-2008 (12OCT2008 00:00:00)
Store outputs in DB	Yes
Nb of level 2 prods	289
Nb of prods with errors	0

2. Summary of processed GOM_NL__2P products.

Nr	Filename	UTC Start time	Limb	Duration	Star Id	Star Name	Star Mag	Star Temp	Nb Meas	Orbit	Prod. error
1	GOM_NL__2PRFIN20081011_000039_000000432072_00460_34582_3222.N1	11-OCT-2008 00:00:39	Straylight	42.500	52	16Bet Cet	2.0370	4500.0	85	34582	No
2	GOM_NL__2PRFIN20081011_001028_000000382072_00460_34582_3223.N1	11-OCT-2008 00:10:28	Bright	37.500	140	88Gam Peg	2.8340	26000.	75	34582	No
3	GOM_NL__2PRFIN20081011_001428_000000382072_00460_34582_3224.N1	11-OCT-2008 00:14:28	Bright	37.500	58	21Alp And	2.0730	11000.	75	34582	No
4	GOM_NL__2PRFIN20081011_002241_000000382072_00460_34582_3225.N1	11-OCT-2008 00:22:41	Bright	38.000	68	18Alp Cas	2.2250	4500.0	76	34582	No
5	GOM_NL__2PRFIN20081011_002404_000000392072_00460_34582_3226.N1	11-OCT-2008 00:24:04	Bright	38.500	76	27Gam Cas	2.3000	30000.	77	34582	No
6	GOM_NL__2PRFIN20081011_003127_000000362072_00460_34582_3227.N1	11-OCT-2008 00:31:27	Bright	36.000	49	1Alp UMi	1.9900	6300.0	72	34582	No
7	GOM_NL__2PRFIN20081011_003938_000000372072_00460_34582_3228.N1	11-OCT-2008 00:39:38	Bright	36.500	36	50Alp UMa	1.8000	6300.0	73	34582	No
8	GOM_NL__2PRFIN20081011_004110_000000362072_00460_34582_3229.N1	11-OCT-2008 00:41:10	Bright	36.000	82	48Bet UMa	2.3650	10600.	72	34582	No
9	GOM_NL__2PRFIN20081011_004430_000000342072_00460_34582_3230.N1	11-OCT-2008 00:44:30	Bright	33.500	174	52Psi UMa	3.0040	4400.0	67	34582	No
10	GOM_NL__2PRFIN20081011_005119_000000402072_00460_34582_3231.N1	11-OCT-2008 00:51:19	Bright	39.500	166	17Eps Leo	2.9800	6000.0	79	34582	No
11	GOM_NL__2PRFIN20081011_005430_000000382072_00460_34582_3232.N1	11-OCT-2008 00:54:30	Bright	38.000	22	32Alp Leo	1.3600	15200.	76	34582	No
12	GOM_NL__2PRFIN20081011_010133_000000512072_00460_34582_3233.N1	11-OCT-2008 01:01:33	Dark	50.500	48	30Alp Hya	1.9770	4100.0	101	34582	No
13	GOM_NL__2PRFIN20081011_011110_000000452072_00460_34582_3234.N1	11-OCT-2008 01:11:10	Dark	44.500	65	Lam Vel	2.2040	4400.0	89	34582	No
14	GOM_NL__2PRFIN20081011_011411_000000412072_00460_34582_3235.N1	11-OCT-2008 01:14:11	Dark	40.500	34	Gam2Vel	1.7930	23000.	81	34582	No
15	GOM_NL__2PRFIN20081011_011820_000000452072_00461_34583_3227.N1	11-OCT-2008 01:18:20	Dark	44.500	161	Tau Pup	2.9310	4500.0	89	34583	No
16	GOM_NL__2PRFIN20081011_011943_000000572072_00461_34583_3228.N1	11-OCT-2008 01:19:43	Dark	57.000	2	Alp Car	-0.73600	7000.0	114	34583	No
17	GOM_NL__2PRFIN20081011_012801_000000392072_00461_34583_3229.N1	11-OCT-2008 01:28:01	Dark	38.500	143	Alp Hyi	2.8570	7200.0	77	34583	No
18	GOM_NL__2PRFIN20081011_012928_000000502072_00461_34583_3230.N1	11-OCT-2008 01:29:28	Dark	50.000	9	Alp Eri	0.45300	24000.	100	34583	No
19	GOM_NL__2PRFIN20081011_013147_000000272072_00461_34583_3231.N1	11-OCT-2008 01:31:47	Straylight	27.000	157	The1Eri	2.9060	9300.0	54	34583	No
20	GOM_NL__2PRFIN20081011_013435_000000382072_00461_34583_3232.N1	11-OCT-2008 01:34:35	Straylight	37.500	84	Alp Phe	2.3970	4500.0	75	34583	No
21	GOM_NL__2PRFIN20081011_014115_000000402072_00461_34583_3233.N1	11-OCT-2008 01:41:15	Straylight	40.000	52	16Bet Cet	2.0370	4500.0	80	34583	No
22	GOM_NL__2PRFIN20081011_015104_000000372072_00461_34583_3234.N1	11-OCT-2008 01:51:04	Bright	37.000	140	88Gam Peg	2.8340	26000.	74	34583	No
23	GOM_NL__2PRFIN20081011_015504_000000382072_00461_34583_3235.N1	11-OCT-2008 01:55:04	Bright	37.500	58	21Alp And	2.0730	11000.	75	34583	No
24	GOM_NL__2PRFIN20081011_020317_000000372072_00461_34583_3236.N1	11-OCT-2008 02:03:17	Bright	36.500	68	18Alp Cas	2.2250	4500.0	73	34583	No
25	GOM_NL__2PRFIN20081011_020440_000000382072_00461_34583_3237.N1	11-OCT-2008 02:04:40	Bright	38.000	76	27Gam Cas	2.3000	30000.	76	34583	No
26	GOM_NL__2PRFIN20081011_021203_000000352072_00461_34583_3238.N1	11-OCT-2008 02:12:03	Bright	34.500	49	1Alp UMi	1.9900	6300.0	69	34583	No
27	GOM_NL__2PRFIN20081011_022014_000000372072_00461_34583_3239.N1	11-OCT-2008 02:20:14	Bright	36.500	36	50Alp UMa	1.8000	6300.0	73	34583	No
28	GOM_NL__2PRFIN20081011_022146_000000362072_00461_34583_3240.N1	11-OCT-2008 02:21:46	Bright	35.500	82	48Bet UMa	2.3650	10600.	71	34583	No
29	GOM_NL__2PRFIN20081011_022506_000000522072_00461_34583_3241.N1	11-OCT-2008 02:25:06	Bright	52.000	174	52Psi UMa	3.0040	4400.0	104	34583	No
30	GOM_NL__2PRFIN20081011_023156_000000582072_00461_34583_3242.N1	11-OCT-2008 02:31:56	Bright	58.000	166	17Eps Leo	2.9800	6000.0	116	34583	No
31	GOM_NL__2PRFIN20081011_023507_000000352072_00461_34583_3243.N1	11-OCT-2008 02:35:07	Bright	35.000	22	32Alp Leo	1.3600	15200.	70	34583	No
32	GOM_NL__2PRFIN20081011_024210_000000492072_00461_34583_3244.N1	11-OCT-2008 02:42:10	Dark	49.000	48	30Alp Hya	1.9770	4100.0	98	34583	No
33	GOM_NL__2PRFIN20081011_025147_000000482072_00461_34583_3245.N1	11-OCT-2008 02:51:47	Dark	48.000	65	Lam Vel	2.2040	4400.0	96	34583	No
34	GOM_NL__2PRFIN20081011_025447_000000442072_00461_34583_3246.N1	11-OCT-2008 02:54:47	Dark	44.000	34	Gam2Vel	1.7930	23000.	88	34583	No
35	GOM_NL__2PRFIN20081011_025857_000000462072_00462_34584_3248.N1	11-OCT-2008 02:58:57	Dark	46.000	161	Tau Pup	2.9310	4500.0	92	34584	No
36	GOM_NL__2PRFIN20081011_030019_000000492072_00462_34584_3249.N1	11-OCT-2008 03:00:19	Dark	48.500	2	Alp Car	-0.73600	7000.0	97	34584	No
37	GOM_NL__2PRFIN20081011_030837_000000382072_00462_34584_3250.N1	11-OCT-2008 03:08:37	Dark	37.500	143	Alp Hyi	2.8570	7200.0	75	34584	No
38	GOM_NL__2PRFIN20081011_031004_000000442072_00462_34584_3251.N1	11-OCT-2008 03:10:04	Dark	43.500	9	Alp Eri	0.45300	24000.	87	34584	No
39	GOM_NL__2PRFIN20081011_031224_000000312072_00462_34584_3252.N1	11-OCT-2008 03:12:24	Straylight	31.000	157	The1Eri	2.9060	9300.0	62	34584	No
40	GOM_NL__2PRFIN20081011_031511_000000382072_00462_34584_3253.N1	11-OCT-2008 03:15:11	Straylight	38.000	84	Alp Phe	2.3970	4500.0	76	34584	No
41	GOM_NL__2PRFIN20081011_032151_000000462072_00462_34584_3254.N1	11-OCT-2008 03:21:51	Straylight	46.000	52	16Bet Cet	2.0370	4500.0	92	34584	No
42	GOM_NL__2PRFIN20081011_033140_000000372072_00462_34584_3255.N1	11-OCT-2008 03:31:40	Bright	37.000	140	88Gam Peg	2.8340	26000.	74	34584	No

43	GOM_NL__2PRFIN20081011_033540_000000382072_00462_34584_3256.N1	11-OCT-2008 03:35:40	Bright	37.500	58	21Alp And	2.0730	11000.	75	34584	No
44	GOM_NL__2PRFIN20081011_034352_000000382072_00462_34584_3257.N1	11-OCT-2008 03:43:52	Bright	38.000	68	18Alp Cas	2.2250	4500.0	76	34584	No
45	GOM_NL__2PRFIN20081011_034515_000000382072_00462_34584_3258.N1	11-OCT-2008 03:45:15	Bright	37.500	76	27Gam Cas	2.3000	30000.	75	34584	No
46	GOM_NL__2PRFIN20081011_035239_000000322072_00462_34584_3259.N1	11-OCT-2008 03:52:39	Bright	32.000	49	1Alp UMi	1.9900	6300.0	64	34584	No
47	GOM_NL__2PRFIN20081011_040050_000000372072_00462_34584_3260.N1	11-OCT-2008 04:00:50	Bright	37.000	36	50Alp UMa	1.8000	6300.0	74	34584	No
48	GOM_NL__2PRFIN20081011_040223_000000342072_00462_34584_3261.N1	11-OCT-2008 04:02:23	Bright	34.000	82	48Bet UMa	2.3650	10600.	68	34584	No
49	GOM_NL__2PRFIN20081011_040543_000000332072_00462_34584_3262.N1	11-OCT-2008 04:05:43	Bright	32.500	174	52Psi UMa	3.0040	4400.0	65	34584	No
50	GOM_NL__2PRFIN20081011_041232_000000392072_00462_34584_3263.N1	11-OCT-2008 04:12:32	Bright	39.000	166	17Eps Leo	2.9800	6000.0	78	34584	No
51	GOM_NL__2PRFIN20081011_041543_000000362072_00462_34584_3264.N1	11-OCT-2008 04:15:43	Bright	36.000	22	32Alp Leo	1.3600	15200.	72	34584	No
52	GOM_NL__2PRFIN20081011_042246_000000502072_00462_34584_3265.N1	11-OCT-2008 04:22:46	Dark	50.000	48	30Alp Hya	1.9770	4100.0	100	34584	No
53	GOM_NL__2PRFIN20081011_043223_000000522072_00462_34584_3266.N1	11-OCT-2008 04:32:23	Dark	52.000	65	Lam Vel	2.2040	4400.0	104	34584	No
54	GOM_NL__2PRFIN20081011_043524_000000412072_00462_34584_3267.N1	11-OCT-2008 04:35:24	Dark	40.500	34	Gam2Vel	1.7930	23000.	81	34584	No
55	GOM_NL__2PRFIN20081011_043934_000000442072_00463_34585_3262.N1	11-OCT-2008 04:39:34	Dark	43.500	161	Tau Pup	2.9310	4500.0	87	34585	No
56	GOM_NL__2PRFIN20081011_044056_000000572072_00463_34585_3263.N1	11-OCT-2008 04:40:56	Dark	57.000	2	Alp Car	-0.73600	7000.0	114	34585	No
57	GOM_NL__2PRFIN20081011_044913_000000382072_00463_34585_3264.N1	11-OCT-2008 04:49:13	Dark	38.000	143	Alp Hyi	2.8570	7200.0	76	34585	No
58	GOM_NL__2PRFIN20081011_045041_000000422072_00463_34585_3265.N1	11-OCT-2008 04:50:41	Dark	42.000	9	Alp Eri	0.45300	24000.	84	34585	No
59	GOM_NL__2PRFIN20081011_045300_000000312072_00463_34585_3266.N1	11-OCT-2008 04:53:00	Straylight	31.000	157	The1Eri	2.9060	9300.0	62	34585	No
60	GOM_NL__2PRFIN20081011_045547_000000392072_00463_34585_3267.N1	11-OCT-2008 04:55:47	Straylight	39.000	84	Alp Phe	2.3970	4500.0	78	34585	No
61	GOM_NL__2PRFIN20081011_050227_000000412072_00463_34585_3268.N1	11-OCT-2008 05:02:27	Straylight	41.000	52	16Bet Cet	2.0370	4500.0	82	34585	No
62	GOM_NL__2PRFIN20081011_051216_000000362072_00463_34585_3269.N1	11-OCT-2008 05:12:16	Bright	36.000	140	88Gam Peg	2.8340	26000.	72	34585	No
63	GOM_NL__2PRFIN20081011_051616_000000372072_00463_34585_3270.N1	11-OCT-2008 05:16:16	Bright	36.500	58	21Alp And	2.0730	11000.	73	34585	No
64	GOM_NL__2PRFIN20081011_052428_000000392072_00463_34585_3271.N1	11-OCT-2008 05:24:28	Bright	39.000	68	18Alp Cas	2.2250	4500.0	78	34585	No
65	GOM_NL__2PRFIN20081011_052551_000000382072_00463_34585_3272.N1	11-OCT-2008 05:25:51	Bright	38.000	76	27Gam Cas	2.3000	30000.	76	34585	No
66	GOM_NL__2PRFIN20081011_053315_000000332072_00463_34585_3273.N1	11-OCT-2008 05:33:15	Bright	32.500	49	1Alp UMi	1.9900	6300.0	65	34585	No
67	GOM_NL__2PRFIN20081011_054126_000000382072_00463_34585_3274.N1	11-OCT-2008 05:41:26	Bright	37.500	36	50Alp UMa	1.8000	6300.0	75	34585	No
68	GOM_NL__2PRFIN20081011_054259_000000342072_00463_34585_3275.N1	11-OCT-2008 05:42:59	Bright	34.000	82	48Bet UMa	2.3650	10600.	68	34585	No
69	GOM_NL__2PRFIN20081011_054619_000000352072_00463_34585_3276.N1	11-OCT-2008 05:46:19	Bright	34.500	174	52Psi UMa	3.0040	4400.0	69	34585	No
70	GOM_NL__2PRFIN20081011_055308_000000402072_00463_34585_3277.N1	11-OCT-2008 05:53:08	Bright	39.500	166	17Eps Leo	2.9800	6000.0	79	34585	No
71	GOM_NL__2PRFIN20081011_055619_000000392072_00463_34585_3278.N1	11-OCT-2008 05:56:19	Bright	38.500	22	32Alp Leo	1.3600	15200.	77	34585	No
72	GOM_NL__2PRFIN20081011_060323_000000552072_00463_34585_3279.N1	11-OCT-2008 06:03:23	Dark	55.000	48	30Alp Hya	1.9770	4100.0	110	34585	No
73	GOM_NL__2PRFIN20081011_061300_000000472072_00463_34585_3280.N1	11-OCT-2008 06:13:00	Dark	46.500	65	Lam Vel	2.2040	4400.0	93	34585	No
74	GOM_NL__2PRFIN20081011_061601_000000472072_00463_34585_3281.N1	11-OCT-2008 06:16:01	Dark	46.500	34	Gam2Vel	1.7930	23000.	93	34585	No
75	GOM_NL__2PRFIN20081011_062010_000000452072_00464_34586_3274.N1	11-OCT-2008 06:20:10	Dark	44.500	161	Tau Pup	2.9310	4500.0	89	34586	No
76	GOM_NL__2PRFIN20081011_062133_000000572072_00464_34586_3275.N1	11-OCT-2008 06:21:33	Dark	57.000	2	Alp Car	-0.73600	7000.0	114	34586	No
77	GOM_NL__2PRFIN20081011_062950_000000372072_00464_34586_3276.N1	11-OCT-2008 06:29:50	Dark	37.000	143	Alp Hyi	2.8570	7200.0	74	34586	No
78	GOM_NL__2PRFIN20081011_063117_000000402072_00464_34586_3277.N1	11-OCT-2008 06:31:17	Dark	39.500	9	Alp Eri	0.45300	24000.	79	34586	No
79	GOM_NL__2PRFIN20081011_063337_000000352072_00464_34586_3278.N1	11-OCT-2008 06:33:37	Straylight	35.000	157	The1Eri	2.9060	9300.0	70	34586	No
80	GOM_NL__2PRFIN20081011_063623_000000402072_00464_34586_3279.N1	11-OCT-2008 06:36:23	Straylight	39.500	84	Alp Phe	2.3970	4500.0	79	34586	No
81	GOM_NL__2PRFIN20081011_064303_000000422072_00464_34586_3280.N1	11-OCT-2008 06:43:03	Straylight	41.500	52	16Bet Cet	2.0370	4500.0	83	34586	No
82	GOM_NL__2PRFIN20081011_065251_000000372072_00464_34586_3281.N1	11-OCT-2008 06:52:51	Bright	36.500	140	88Gam Peg	2.8340	26000.	73	34586	No
83	GOM_NL__2PRFIN20081011_065652_000000382072_00464_34586_3282.N1	11-OCT-2008 06:56:52	Bright	37.500	58	21Alp And	2.0730	11000.	75	34586	No
84	GOM_NL__2PRFIN20081011_070504_000000392072_00464_34586_3283.N1	11-OCT-2008 07:05:04	Bright	39.000	68	18Alp Cas	2.2250	4500.0	78	34586	No
85	GOM_NL__2PRFIN20081011_070627_000000392072_00464_34586_3284.N1	11-OCT-2008 07:06:27	Bright	38.500	76	27Gam Cas	2.3000	30000.	77	34586	No
86	GOM_NL__2PRFIN20081011_071351_000000362072_00464_34586_3285.N1	11-OCT-2008 07:13:51	Bright	35.500	49	1Alp UMi	1.9900	6300.0	71	34586	No
87	GOM_NL__2PRFIN20081011_072202_000000372072_00464_34586_3286.N1	11-OCT-2008 07:22:02	Bright	37.000	36	50Alp UMa	1.8000	6300.0	74	34586	No
88	GOM_NL__2PRFIN20081011_072335_000000352072_00464_34586_3287.N1	11-OCT-2008 07:23:35	Bright	34.500	82	48Bet UMa	2.3650	10600.	69	34586	No
89	GOM_NL__2PRFIN20081011_072655_000000342072_00464_34586_3288.N1	11-OCT-2008 07:26:55	Bright	34.000	174	52Psi UMa	3.0040	4400.0	68	34586	No
90	GOM_NL__2PRFIN20081011_073344_000000382072_00464_34586_3289.N1	11-OCT-2008 07:33:44	Bright	38.000	166	17Eps Leo	2.9800	6000.0	76	34586	No
91	GOM_NL__2PRFIN20081011_073655_000000392072_00464_34586_3290.N1	11-OCT-2008 07:36:55	Bright	38.500	22	32Alp Leo	1.3600	15200.	77	34586	No
92	GOM_NL__2PRFIN20081011_074359_000000482072_00464_34586_3291.N1	11-OCT-2008 07:43:59	Dark	47.500	48	30Alp Hya	1.9770	4100.0	95	34586	No
93	GOM_NL__2PRFIN20081011_075336_000000452072_00464_34586_3292.N1	11-OCT-2008 07:53:36	Dark	45.000	65	Lam Vel	2.2040	4400.0	90	34586	No
94	GOM_NL__2PRFIN20081011_075637_000000422072_00464_34586_3293.N1	11-OCT-2008 07:56:37	Dark	41.500	34	Gam2Vel	1.7930	23000.	83	34586	No
95	GOM_NL__2PRFIN20081011_080047_000000442072_00465_34587_3286.N1	11-OCT-2008 08:00:47	Dark	44.000	161	Tau Pup	2.9310	4500.0	88	34587	No
96	GOM_NL__2PRFIN20081011_080210_000000592072_00465_34587_3287.N1	11-OCT-2008 08:02:10	Dark	59.000	2	Alp Car	-0.73600	7000.0	118	34587	No
97	GOM_NL__2PRFIN20081011_081026_000000382072_00465_34587_3288.N1	11-OCT-2008 08:10:26	Dark	37.500	143	Alp Hyi	2.8570	7200.0	75	34587	No
98	GOM_NL__2PRFIN20081011_081153_000000492072_00465_34587_3289.N1	11-OCT-2008 08:11:53	Dark	48.500	9	Alp Eri	0.45300	24000.	97	34587	No
99	GOM_NL__2PRFIN20081011_081414_000000352072_00465_34587_3290.N1	11-OCT-2008 08:14:14	Straylight	35.000	157	The1Eri	2.9060	9300.0	70	34587	No
100	GOM_NL__2PRFIN20081011_081700_000000432072_00465_34587_3291.N1	11-OCT-2008 08:17:00	Straylight	43.000	84	Alp Phe	2.3970	4500.0	86	34587	No
101	GOM_NL__2PRFIN20081011_082339_000000462072_00465_34587_3292.N1	11-OCT-2008 08:23:39	Straylight	45.500	52	16Bet Cet	2.0370	4500.0	91	34587	No

102	GOM_NL__2PRFIN20081011_083327_000000372072_00465_34587_3293.N1	11-OCT-2008 08:33:27	Bright	36.500	140	88Gam Peg	2.8340	26000.	73	34587	No
103	GOM_NL__2PRFIN20081011_083728_000000362072_00465_34587_3294.N1	11-OCT-2008 08:37:28	Bright	36.000	58	21Alp And	2.0730	11000.	72	34587	No
104	GOM_NL__2PRFIN20081011_084539_000000382072_00465_34587_3295.N1	11-OCT-2008 08:45:39	Bright	38.000	68	18Alp Cas	2.2250	4500.0	76	34587	No
105	GOM_NL__2PRFIN20081011_084703_000000392072_00465_34587_3296.N1	11-OCT-2008 08:47:03	Bright	39.000	76	27Gam Cas	2.3000	30000.	78	34587	No
106	GOM_NL__2PRFIN20081011_085427_000000352072_00465_34587_3297.N1	11-OCT-2008 08:54:27	Bright	34.500	49	1Alp UMi	1.9900	6300.0	69	34587	No
107	GOM_NL__2PRFIN20081011_090238_000000372072_00465_34587_3298.N1	11-OCT-2008 09:02:38	Bright	37.000	36	50Alp UMa	1.8000	6300.0	74	34587	No
108	GOM_NL__2PRFIN20081011_090411_000000362072_00465_34587_3299.N1	11-OCT-2008 09:04:11	Bright	35.500	82	48Bet UMa	2.3650	10600.	71	34587	No
109	GOM_NL__2PRFIN20081011_090731_000000342072_00465_34587_3300.N1	11-OCT-2008 09:07:31	Bright	34.000	174	52Psi UMa	3.0040	4400.0	68	34587	No
110	GOM_NL__2PRFIN20081011_091420_000000392072_00465_34587_3301.N1	11-OCT-2008 09:14:20	Bright	38.500	166	17Eps Leo	2.9800	6000.0	77	34587	No
111	GOM_NL__2PRFIN20081011_091732_000000402072_00465_34587_3302.N1	11-OCT-2008 09:17:32	Bright	40.000	22	32Alp Leo	1.3600	15200.	80	34587	No
112	GOM_NL__2PRFIN20081011_092436_000000522072_00465_34587_3303.N1	11-OCT-2008 09:24:36	Dark	51.500	48	30Alp Hya	1.9770	4100.0	103	34587	No
113	GOM_NL__2PRFIN20081011_093413_000000422072_00465_34587_3304.N1	11-OCT-2008 09:34:13	Dark	42.000	65	Lam Vel	2.2040	4400.0	84	34587	No
114	GOM_NL__2PRFIN20081011_093714_000000422072_00465_34587_3305.N1	11-OCT-2008 09:37:14	Dark	41.500	34	Gam2Vel	1.7930	23000.	83	34587	No
115	GOM_NL__2PRFIN20081011_094124_000000442072_00466_34588_3297.N1	11-OCT-2008 09:41:24	Dark	43.500	161	Tau Pup	2.9310	4500.0	87	34588	No
116	GOM_NL__2PRFIN20081011_094246_000000472072_00466_34588_3298.N1	11-OCT-2008 09:42:46	Dark	46.500	2	Alp Car	-0.73600	7000.0	93	34588	No
117	GOM_NL__2PRFIN20081011_095102_000000382072_00466_34588_3299.N1	11-OCT-2008 09:51:02	Dark	38.000	143	Alp Hyi	2.8570	7200.0	76	34588	No
118	GOM_NL__2PRFIN20081011_095229_000000432072_00466_34588_3300.N1	11-OCT-2008 09:52:29	Dark	43.000	9	Alp Eri	0.45300	24000.	86	34588	No
119	GOM_NL__2PRFIN20081011_095450_000000382072_00466_34588_3301.N1	11-OCT-2008 09:54:50	Straylight	38.000	157	The1Eri	2.9060	9300.0	76	34588	No
120	GOM_NL__2PRFIN20081011_095736_000000392072_00466_34588_3302.N1	11-OCT-2008 09:57:36	Straylight	39.000	84	Alp Phe	2.3970	4500.0	78	34588	No
121	GOM_NL__2PRFIN20081011_100415_000000462072_00466_34588_3303.N1	11-OCT-2008 10:04:15	Straylight	45.500	52	16Bet Cet	2.0370	4500.0	91	34588	No
122	GOM_NL__2PRFIN20081011_101403_000000372072_00466_34588_3304.N1	11-OCT-2008 10:14:03	Bright	36.500	140	88Gam Peg	2.8340	26000.	73	34588	No
123	GOM_NL__2PRFIN20081011_101803_000000372072_00466_34588_3305.N1	11-OCT-2008 10:18:03	Bright	37.000	58	21Alp And	2.0730	11000.	74	34588	No
124	GOM_NL__2PRFIN20081011_102615_000000392072_00466_34588_3306.N1	11-OCT-2008 10:26:15	Bright	38.500	68	18Alp Cas	2.2250	4500.0	77	34588	No
125	GOM_NL__2PRFIN20081011_102738_000000392072_00466_34588_3307.N1	11-OCT-2008 10:27:38	Bright	38.500	76	27Gam Cas	2.3000	30000.	77	34588	No
126	GOM_NL__2PRFIN20081011_103503_000000362072_00466_34588_3308.N1	11-OCT-2008 10:35:03	Bright	35.500	49	1Alp UMi	1.9900	6300.0	71	34588	No
127	GOM_NL__2PRFIN20081011_104314_000000362072_00466_34588_3309.N1	11-OCT-2008 10:43:14	Bright	36.000	36	50Alp UMa	1.8000	6300.0	72	34588	No
128	GOM_NL__2PRFIN20081011_104447_000000432072_00466_34588_3310.N1	11-OCT-2008 10:44:47	Bright	43.000	82	48Bet UMa	2.3650	10600.	86	34588	No
129	GOM_NL__2PRFIN20081011_104807_000000352072_00466_34588_3311.N1	11-OCT-2008 10:48:07	Bright	34.500	174	52Psi UMa	3.0040	4400.0	69	34588	No
130	GOM_NL__2PRFIN20081011_105456_000000422072_00466_34588_3312.N1	11-OCT-2008 10:54:56	Bright	42.000	166	17Eps Leo	2.9800	6000.0	84	34588	No
131	GOM_NL__2PRFIN20081011_105808_000000392072_00466_34588_3313.N1	11-OCT-2008 10:58:08	Bright	38.500	22	32Alp Leo	1.3600	15200.	77	34588	No
132	GOM_NL__2PRFIN20081011_110513_000000532072_00466_34588_3314.N1	11-OCT-2008 11:05:13	Dark	52.500	48	30Alp Hya	1.9770	4100.0	105	34588	No
133	GOM_NL__2PRFIN20081011_111449_000000462072_00466_34588_3315.N1	11-OCT-2008 11:14:49	Dark	46.000	65	Lam Vel	2.2040	4400.0	92	34588	No
134	GOM_NL__2PRFIN20081011_111750_000000422072_00466_34588_3316.N1	11-OCT-2008 11:17:50	Dark	41.500	34	Gam2Vel	1.7930	23000.	83	34588	No
135	GOM_NL__2PRFIN20081011_112201_000000442072_00467_34589_3318.N1	11-OCT-2008 11:22:01	Dark	43.500	161	Tau Pup	2.9310	4500.0	87	34589	No
136	GOM_NL__2PRFIN20081011_112323_000000622072_00467_34589_3319.N1	11-OCT-2008 11:23:23	Dark	61.500	2	Alp Car	-0.73600	7000.0	123	34589	No
137	GOM_NL__2PRFIN20081011_113138_000000382072_00467_34589_3320.N1	11-OCT-2008 11:31:38	Dark	37.500	143	Alp Hyi	2.8570	7200.0	75	34589	No
138	GOM_NL__2PRFIN20081011_113306_000000392072_00467_34589_3321.N1	11-OCT-2008 11:33:06	Dark	38.500	9	Alp Eri	0.45300	24000.	77	34589	No
139	GOM_NL__2PRFIN20081011_113526_000000382072_00467_34589_3322.N1	11-OCT-2008 11:35:26	Straylight	38.000	157	The1Eri	2.9060	9300.0	76	34589	No
140	GOM_NL__2PRFIN20081011_113812_000000402072_00467_34589_3323.N1	11-OCT-2008 11:38:12	Straylight	40.000	84	Alp Phe	2.3970	4500.0	80	34589	No
141	GOM_NL__2PRFIN20081011_114451_000000452072_00467_34589_3324.N1	11-OCT-2008 11:44:51	Straylight	45.000	52	16Bet Cet	2.0370	4500.0	90	34589	No
142	GOM_NL__2PRFIN20081011_115439_000000362072_00467_34589_3325.N1	11-OCT-2008 11:54:39	Bright	36.000	140	88Gam Peg	2.8340	26000.	72	34589	No
143	GOM_NL__2PRFIN20081011_115839_000000382072_00467_34589_3326.N1	11-OCT-2008 11:58:39	Bright	37.500	58	21Alp And	2.0730	11000.	75	34589	No
144	GOM_NL__2PRFIN20081011_120651_000000392072_00467_34589_3327.N1	11-OCT-2008 12:06:51	Bright	38.500	68	18Alp Cas	2.2250	4500.0	77	34589	No
145	GOM_NL__2PRFIN20081011_120814_000000392072_00467_34589_3328.N1	11-OCT-2008 12:08:14	Bright	38.500	76	27Gam Cas	2.3000	30000.	77	34589	No
146	GOM_NL__2PRFIN20081011_121539_000000372072_00467_34589_3329.N1	11-OCT-2008 12:15:39	Bright	36.500	49	1Alp UMi	1.9900	6300.0	73	34589	No
147	GOM_NL__2PRFIN20081011_122350_000000342072_00467_34589_3330.N1	11-OCT-2008 12:23:50	Bright	34.000	36	50Alp UMa	1.8000	6300.0	68	34589	No
148	GOM_NL__2PRFIN20081011_122522_000000342072_00467_34589_3331.N1	11-OCT-2008 12:25:22	Bright	34.000	82	48Bet UMa	2.3650	10600.	68	34589	No
149	GOM_NL__2PRFIN20081011_122843_000000342072_00467_34589_3332.N1	11-OCT-2008 12:28:43	Bright	33.500	174	52Psi UMa	3.0040	4400.0	67	34589	No
150	GOM_NL__2PRFIN20081011_123533_000000402072_00467_34589_3333.N1	11-OCT-2008 12:35:33	Bright	39.500	166	17Eps Leo	2.9800	6000.0	79	34589	No
151	GOM_NL__2PRFIN20081011_123844_000000552072_00467_34589_3334.N1	11-OCT-2008 12:38:44	Bright	55.000	22	32Alp Leo	1.3600	15200.	110	34589	No
152	GOM_NL__2PRFIN20081011_124549_000000562072_00467_34589_3335.N1	11-OCT-2008 12:45:49	Dark	56.000	48	30Alp Hya	1.9770	4100.0	112	34589	No
153	GOM_NL__2PRFIN20081011_125525_000000472072_00467_34589_3336.N1	11-OCT-2008 12:55:25	Dark	46.500	65	Lam Vel	2.2040	4400.0	93	34589	No
154	GOM_NL__2PRFIN20081011_125827_000000412072_00467_34589_3337.N1	11-OCT-2008 12:58:27	Dark	41.000	34	Gam2Vel	1.7930	23000.	82	34589	No
155	GOM_NL__2PRFIN20081011_130237_000000432072_00468_34590_3332.N1	11-OCT-2008 13:02:37	Dark	43.000	161	Tau Pup	2.9310	4500.0	86	34590	No
156	GOM_NL__2PRFIN20081011_130400_000000452072_00468_34590_3333.N1	11-OCT-2008 13:04:00	Dark	45.000	2	Alp Car	-0.73600	7000.0	90	34590	No
157	GOM_NL__2PRFIN20081011_131215_000000382072_00468_34590_3334.N1	11-OCT-2008 13:12:15	Dark	37.500	143	Alp Hyi	2.8570	7200.0	75	34590	No
158	GOM_NL__2PRFIN20081011_131342_000000502072_00468_34590_3335.N1	11-OCT-2008 13:13:42	Dark	49.500	9	Alp Eri	0.45300	24000.	99	34590	No
159	GOM_NL__2PRFIN20081011_131603_000000422072_00468_34590_3336.N1	11-OCT-2008 13:16:03	Straylight	42.000	157	The1Eri	2.9060	9300.0	84	34590	No
160	GOM_NL__2PRFIN20081011_131848_000000422072_00468_34590_3337.N1	11-OCT-2008 13:18:48	Straylight	42.000	84	Alp Phe	2.3970	4500.0	84	34590	No

161	GOM_NL__2PRFIN20081011_132527_000000462072_00468_34590_3338.N1	11-OCT-2008 13:25:27	Straylight	46.000	52	16Bet Cet	2.0370	4500.0	92	34590	No
162	GOM_NL__2PRFIN20081011_133515_000000362072_00468_34590_3339.N1	11-OCT-2008 13:35:15	Bright	36.000	140	88Gam Peg	2.8340	26000.	72	34590	No
163	GOM_NL__2PRFIN20081011_133915_000000382072_00468_34590_3340.N1	11-OCT-2008 13:39:15	Bright	37.500	58	21Alp And	2.0730	11000.	75	34590	No
164	GOM_NL__2PRFIN20081011_134726_000000392072_00468_34590_3341.N1	11-OCT-2008 13:47:26	Bright	38.500	68	18Alp Cas	2.2250	4500.0	77	34590	No
165	GOM_NL__2PRFIN20081011_134850_000000382072_00468_34590_3342.N1	11-OCT-2008 13:48:50	Bright	38.000	76	27Gam Cas	2.3000	30000.	76	34590	No
166	GOM_NL__2PRFIN20081011_135615_000000332072_00468_34590_3343.N1	11-OCT-2008 13:56:15	Bright	32.500	49	1Alp UMi	1.9900	6300.0	65	34590	No
167	GOM_NL__2PRFIN20081011_140426_000000372072_00468_34590_3344.N1	11-OCT-2008 14:04:26	Bright	36.500	36	50Alp UMa	1.8000	6300.0	73	34590	No
168	GOM_NL__2PRFIN20081011_140559_000000362072_00468_34590_3345.N1	11-OCT-2008 14:05:59	Bright	35.500	82	48Bet UMa	2.3650	10600.	71	34590	No
169	GOM_NL__2PRFIN20081011_140919_000000352072_00468_34590_3346.N1	11-OCT-2008 14:09:19	Bright	35.000	174	52Psi UMa	3.0040	4400.0	70	34590	No
170	GOM_NL__2PRFIN20081011_141609_000000472072_00468_34590_3347.N1	11-OCT-2008 14:16:09	Bright	46.500	166	17Eps Leo	2.9800	6000.0	93	34590	No
171	GOM_NL__2PRFIN20081011_141920_000000462072_00468_34590_3348.N1	11-OCT-2008 14:19:20	Bright	46.000	22	32Alp Leo	1.3600	15200.	92	34590	No
172	GOM_NL__2PRFIN20081011_142625_000000522072_00468_34590_3349.N1	11-OCT-2008 14:26:25	Dark	52.000	48	30Alp Hya	1.9770	4100.0	104	34590	No
173	GOM_NL__2PRFIN20081011_143602_000000392072_00468_34590_3350.N1	11-OCT-2008 14:36:02	Dark	39.000	65	Lam Vel	2.2040	4400.0	78	34590	No
174	GOM_NL__2PRFIN20081011_143904_000000412072_00468_34590_3351.N1	11-OCT-2008 14:39:04	Dark	40.500	34	Gam2Vel	1.7930	23000.	81	34590	No
175	GOM_NL__2PRFIN20081011_144314_000000432072_00469_34591_3344.N1	11-OCT-2008 14:43:14	Dark	43.000	161	Tau Pup	2.9310	4500.0	86	34591	No
176	GOM_NL__2PRFIN20081011_144437_000000462072_00469_34591_3345.N1	11-OCT-2008 14:44:37	Dark	45.500	2	Alp Car	-0.73600	7000.0	91	34591	No
177	GOM_NL__2PRFIN20081011_145251_000000372072_00469_34591_3346.N1	11-OCT-2008 14:52:51	Dark	37.000	143	Alp Hyi	2.8570	7200.0	74	34591	No
178	GOM_NL__2PRFIN20081011_145418_000000382072_00469_34591_3347.N1	11-OCT-2008 14:54:18	Dark	38.000	9	Alp Eri	0.45300	24000.	76	34591	No
179	GOM_NL__2PRFIN20081011_145639_000000422072_00469_34591_3348.N1	11-OCT-2008 14:56:39	Straylight	42.000	157	The1Eri	2.9060	9300.0	84	34591	No
180	GOM_NL__2PRFIN20081011_145924_000000442072_00469_34591_3349.N1	11-OCT-2008 14:59:24	Straylight	43.500	84	Alp Phe	2.3970	4500.0	87	34591	No
181	GOM_NL__2PRFIN20081011_150603_000000452072_00469_34591_3350.N1	11-OCT-2008 15:06:03	Straylight	45.000	52	16Bet Cet	2.0370	4500.0	90	34591	No
182	GOM_NL__2PRFIN20081011_151551_000000362072_00469_34591_3351.N1	11-OCT-2008 15:15:51	Bright	36.000	140	88Gam Peg	2.8340	26000.	72	34591	No
183	GOM_NL__2PRFIN20081011_151951_000000372072_00469_34591_3352.N1	11-OCT-2008 15:19:51	Bright	36.500	58	21Alp And	2.0730	11000.	73	34591	No
184	GOM_NL__2PRFIN20081011_152802_000000372072_00469_34591_3353.N1	11-OCT-2008 15:28:02	Bright	37.000	68	18Alp Cas	2.2250	4500.0	74	34591	No
185	GOM_NL__2PRFIN20081011_152925_000000392072_00469_34591_3354.N1	11-OCT-2008 15:29:25	Bright	38.500	76	27Gam Cas	2.3000	30000.	77	34591	No
186	GOM_NL__2PRFIN20081011_153651_000000362072_00469_34591_3355.N1	11-OCT-2008 15:36:51	Bright	36.000	49	1Alp UMi	1.9900	6300.0	72	34591	No
187	GOM_NL__2PRFIN20081011_154502_000000372072_00469_34591_3356.N1	11-OCT-2008 15:45:02	Bright	36.500	36	50Alp UMa	1.8000	6300.0	73	34591	No
188	GOM_NL__2PRFIN20081011_154634_000000362072_00469_34591_3357.N1	11-OCT-2008 15:46:34	Bright	35.500	82	48Bet UMa	2.3650	10600.	71	34591	No
189	GOM_NL__2PRFIN20081011_154955_000000352072_00469_34591_3358.N1	11-OCT-2008 15:49:55	Bright	34.500	174	52Psi UMa	3.0040	4400.0	69	34591	No
190	GOM_NL__2PRFIN20081011_155645_000000502072_00469_34591_3359.N1	11-OCT-2008 15:56:45	Bright	50.000	166	17Eps Leo	2.9800	6000.0	100	34591	No
191	GOM_NL__2PRFIN20081011_155957_000000402072_00469_34591_3360.N1	11-OCT-2008 15:59:57	Bright	40.000	22	32Alp Leo	1.3600	15200.	80	34591	No
192	GOM_NL__2PRFIN20081011_160702_000000502072_00469_34591_3361.N1	11-OCT-2008 16:07:02	Dark	50.000	48	30Alp Hya	1.9770	4100.0	100	34591	No
193	GOM_NL__2PRFIN20081011_161638_000000452072_00469_34591_3362.N1	11-OCT-2008 16:16:38	Dark	45.000	65	Lam Vel	2.2040	4400.0	90	34591	No
194	GOM_NL__2PRFIN20081011_161940_000000432072_00469_34591_3363.N1	11-OCT-2008 16:19:40	Dark	42.500	34	Gam2Vel	1.7930	23000.	85	34591	No
195	GOM_NL__2PRFIN20081011_162351_000000452072_00470_34592_3357.N1	11-OCT-2008 16:23:51	Dark	44.500	161	Tau Pup	2.9310	4500.0	89	34592	No
196	GOM_NL__2PRFIN20081011_162513_000000472072_00470_34592_3358.N1	11-OCT-2008 16:25:13	Dark	46.500	2	Alp Car	-0.73600	7000.0	93	34592	No
197	GOM_NL__2PRFIN20081011_163327_000000372072_00470_34592_3359.N1	11-OCT-2008 16:33:27	Dark	37.000	143	Alp Hyi	2.8570	7200.0	74	34592	No
198	GOM_NL__2PRFIN20081011_163454_000000502072_00470_34592_3360.N1	11-OCT-2008 16:34:54	Dark	49.500	9	Alp Eri	0.45300	24000.	99	34592	No
199	GOM_NL__2PRFIN20081011_163716_000000462072_00470_34592_3361.N1	11-OCT-2008 16:37:16	Straylight	46.000	157	The1Eri	2.9060	9300.0	92	34592	No
200	GOM_NL__2PRFIN20081011_164000_000000412072_00470_34592_3362.N1	11-OCT-2008 16:40:00	Straylight	41.000	84	Alp Phe	2.3970	4500.0	82	34592	No
201	GOM_NL__2PRFIN20081011_164639_000000432072_00470_34592_3363.N1	11-OCT-2008 16:46:39	Straylight	43.000	52	16Bet Cet	2.0370	4500.0	86	34592	No
202	GOM_NL__2PRFIN20081011_165627_000000372072_00470_34592_3364.N1	11-OCT-2008 16:56:27	Bright	37.000	140	88Gam Peg	2.8340	26000.	74	34592	No
203	GOM_NL__2PRFIN20081011_170027_000000362072_00470_34592_3365.N1	11-OCT-2008 17:00:27	Bright	36.000	58	21Alp And	2.0730	11000.	72	34592	No
204	GOM_NL__2PRFIN20081011_170838_000000362072_00470_34592_3366.N1	11-OCT-2008 17:08:38	Bright	35.500	68	18Alp Cas	2.2250	4500.0	71	34592	No
205	GOM_NL__2PRFIN20081011_171001_000000362072_00470_34592_3367.N1	11-OCT-2008 17:10:01	Bright	35.500	76	27Gam Cas	2.3000	30000.	71	34592	No
206	GOM_NL__2PRFIN20081011_171727_000000362072_00470_34592_3368.N1	11-OCT-2008 17:17:27	Bright	36.000	49	1Alp UMi	1.9900	6300.0	72	34592	No
207	GOM_NL__2PRFIN20081011_172538_000000362072_00470_34592_3369.N1	11-OCT-2008 17:25:38	Bright	35.500	36	50Alp UMa	1.8000	6300.0	71	34592	No
208	GOM_NL__2PRFIN20081011_172711_000000342072_00470_34592_3370.N1	11-OCT-2008 17:27:11	Bright	33.500	82	48Bet UMa	2.3650	10600.	67	34592	No
209	GOM_NL__2PRFIN20081011_173031_000000362072_00470_34592_3371.N1	11-OCT-2008 17:30:31	Bright	35.500	174	52Psi UMa	3.0040	4400.0	71	34592	No
210	GOM_NL__2PRFIN20081011_173721_000000482072_00470_34592_3372.N1	11-OCT-2008 17:37:21	Bright	47.500	166	17Eps Leo	2.9800	6000.0	95	34592	No
211	GOM_NL__2PRFIN20081011_174033_000000402072_00470_34592_3373.N1	11-OCT-2008 17:40:33	Bright	39.500	22	32Alp Leo	1.3600	15200.	79	34592	No
212	GOM_NL__2PRFIN20081011_174739_000000472072_00470_34592_3374.N1	11-OCT-2008 17:47:39	Dark	47.000	48	30Alp Hya	1.9770	4100.0	94	34592	No
213	GOM_NL__2PRFIN20081011_175715_000000532072_00470_34592_3375.N1	11-OCT-2008 17:57:15	Dark	53.000	65	Lam Vel	2.2040	4400.0	106	34592	No
214	GOM_NL__2PRFIN20081011_180017_000000432072_00470_34592_3376.N1	11-OCT-2008 18:00:17	Dark	42.500	34	Gam2Vel	1.7930	23000.	85	34592	No
215	GOM_NL__2PRFIN20081011_180428_000000452072_00471_34593_3378.N1	11-OCT-2008 18:04:28	Dark	45.000	161	Tau Pup	2.9310	4500.0	90	34593	No
216	GOM_NL__2PRFIN20081011_180550_000000482072_00471_34593_3379.N1	11-OCT-2008 18:05:50	Dark	48.000	2	Alp Car	-0.73600	7000.0	96	34593	No
217	GOM_NL__2PRFIN20081011_181403_000000382072_00471_34593_3380.N1	11-OCT-2008 18:14:03	Dark	37.500	143	Alp Hyi	2.8570	7200.0	75	34593	No
218	GOM_NL__2PRFIN20081011_181531_000000502072_00471_34593_3381.N1	11-OCT-2008 18:15:31	Dark	49.500	9	Alp Eri	0.45300	24000.	99	34593	No
219	GOM_NL__2PRFIN20081011_181752_000000452072_00471_34593_3382.N1	11-OCT-2008 18:17:52	Straylight	44.500	157	The1Eri	2.9060	9300.0	89	34593	No

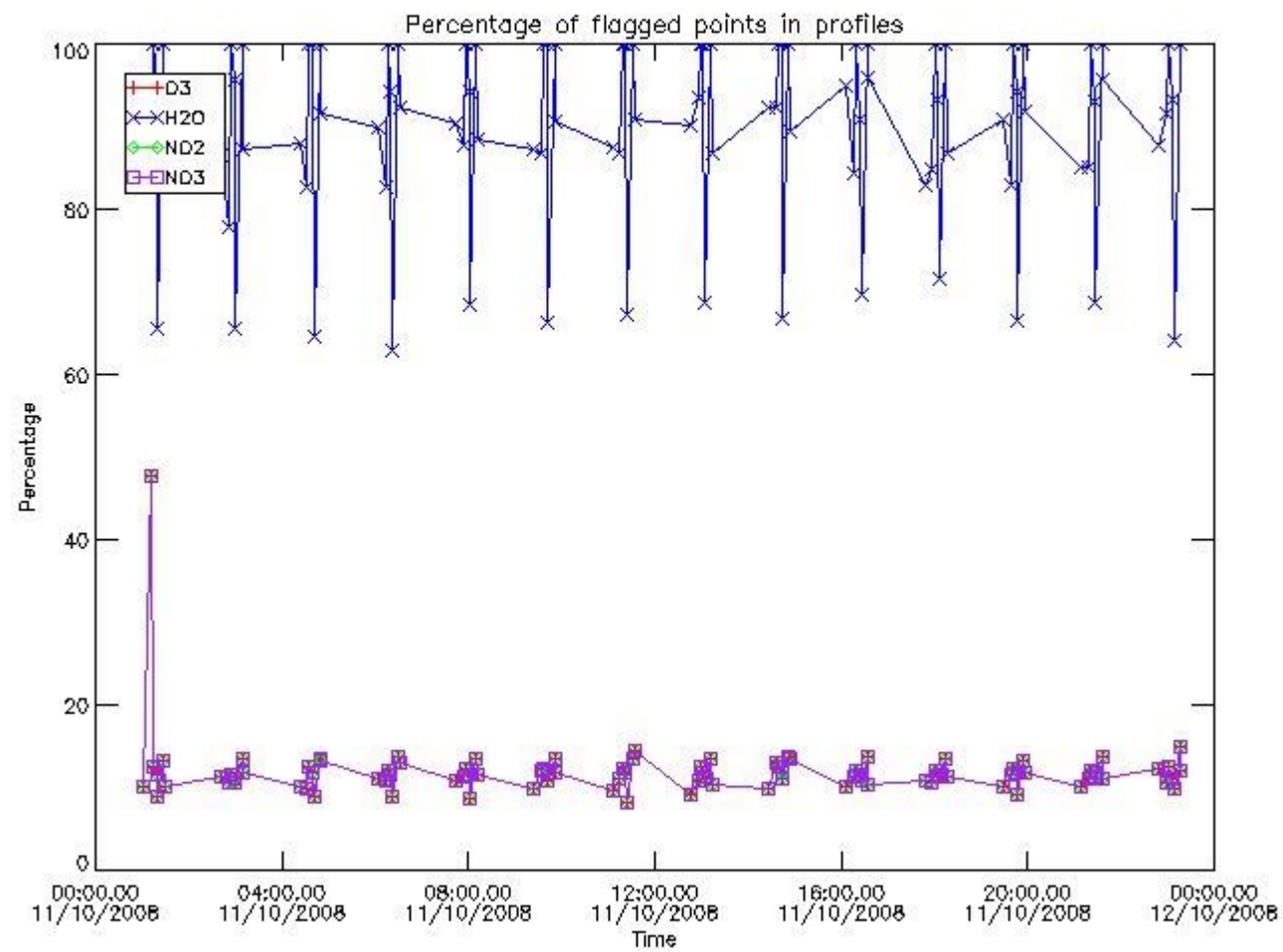
220	GOM_NL__2PRFIN20081011_182036_000000422072_00471_34593_3383.N1	11-OCT-2008 18:20:36	Straylight	42.000	84	Alp Phe	2.3970	4500.0	84	34593	No
221	GOM_NL__2PRFIN20081011_182716_000000442072_00471_34593_3384.N1	11-OCT-2008 18:27:16	Straylight	44.000	52	16Bet Cet	2.0370	4500.0	88	34593	No
222	GOM_NL__2PRFIN20081011_183703_000000362072_00471_34593_3385.N1	11-OCT-2008 18:37:03	Bright	36.000	140	88Gam Peg	2.8340	26000.	72	34593	No
223	GOM_NL__2PRFIN20081011_184102_000000362072_00471_34593_3386.N1	11-OCT-2008 18:41:02	Bright	35.500	58	21Alp And	2.0730	11000.	71	34593	No
224	GOM_NL__2PRFIN20081011_184914_000000382072_00471_34593_3387.N1	11-OCT-2008 18:49:14	Bright	37.500	68	18Alp Cas	2.2250	4500.0	75	34593	No
225	GOM_NL__2PRFIN20081011_185037_000000382072_00471_34593_3388.N1	11-OCT-2008 18:50:37	Bright	38.000	76	27Gam Cas	2.3000	30000.	76	34593	No
226	GOM_NL__2PRFIN20081011_185803_000000372072_00471_34593_3389.N1	11-OCT-2008 18:58:03	Bright	36.500	49	1Alp UMi	1.9900	6300.0	73	34593	No
227	GOM_NL__2PRFIN20081011_190614_000000392072_00471_34593_3390.N1	11-OCT-2008 19:06:14	Bright	39.000	36	50Alp UMa	1.8000	6300.0	78	34593	No
228	GOM_NL__2PRFIN20081011_190747_000000342072_00471_34593_3391.N1	11-OCT-2008 19:07:47	Bright	34.000	82	48Bet UMa	2.3650	10600.	68	34593	No
229	GOM_NL__2PRFIN20081011_191107_000000522072_00471_34593_3392.N1	11-OCT-2008 19:11:07	Bright	52.000	174	52Psi UMa	3.0040	4400.0	104	34593	No
230	GOM_NL__2PRFIN20081011_191757_000000392072_00471_34593_3393.N1	11-OCT-2008 19:17:57	Bright	38.500	166	17Eps Leo	2.9800	6000.0	77	34593	No
231	GOM_NL__2PRFIN20081011_192109_000000402072_00471_34593_3394.N1	11-OCT-2008 19:21:09	Bright	39.500	22	32Alp Leo	1.3600	15200.	79	34593	No
232	GOM_NL__2PRFIN20081011_192815_000000502072_00471_34593_3395.N1	11-OCT-2008 19:28:15	Dark	50.000	48	30Alp Hya	1.9770	4100.0	100	34593	No
233	GOM_NL__2PRFIN20081011_193752_000000452072_00471_34593_3396.N1	11-OCT-2008 19:37:52	Dark	44.500	65	Lam Vel	2.2040	4400.0	89	34593	No
234	GOM_NL__2PRFIN20081011_194054_000000422072_00471_34593_3397.N1	11-OCT-2008 19:40:54	Dark	41.500	34	Gam2Vel	1.7930	23000.	83	34593	No
235	GOM_NL__2PRFIN20081011_194504_000000432072_00472_34594_3395.N1	11-OCT-2008 19:45:04	Dark	43.000	161	Tau Pup	2.9310	4500.0	86	34594	No
236	GOM_NL__2PRFIN20081011_194627_000000622072_00472_34594_3396.N1	11-OCT-2008 19:46:27	Dark	61.500	2	Alp Car	-0.73600	7000.0	123	34594	No
237	GOM_NL__2PRFIN20081011_195440_000000392072_00472_34594_3397.N1	11-OCT-2008 19:54:40	Dark	38.500	143	Alp Hyi	2.8570	7200.0	77	34594	No
238	GOM_NL__2PRFIN20081011_195607_000000432072_00472_34594_3398.N1	11-OCT-2008 19:56:07	Dark	43.000	9	Alp Eri	0.45300	24000.	86	34594	No
239	GOM_NL__2PRFIN20081011_195829_000000462072_00472_34594_3399.N1	11-OCT-2008 19:58:29	Straylight	46.000	157	The1Eri	2.9060	9300.0	92	34594	No
240	GOM_NL__2PRFIN20081011_200113_000000392072_00472_34594_3400.N1	11-OCT-2008 20:01:13	Straylight	38.500	84	Alp Phe	2.3970	4500.0	77	34594	No
241	GOM_NL__2PRFIN20081011_200752_000000422072_00472_34594_3401.N1	11-OCT-2008 20:07:52	Straylight	41.500	52	16Bet Cet	2.0370	4500.0	83	34594	No
242	GOM_NL__2PRFIN20081011_201738_000000372072_00472_34594_3402.N1	11-OCT-2008 20:17:38	Bright	36.500	140	88Gam Peg	2.8340	26000.	73	34594	No
243	GOM_NL__2PRFIN20081011_202138_000000362072_00472_34594_3403.N1	11-OCT-2008 20:21:38	Bright	36.000	58	21Alp And	2.0730	11000.	72	34594	No
244	GOM_NL__2PRFIN20081011_202426_000000292072_00472_34594_3404.N1	11-OCT-2008 20:24:26	Tw_i_and_stray	29.000	53	43Bet And	2.0480	3300.0	58	34594	No
245	GOM_NL__2PRFIN20081011_202949_000000362072_00472_34594_3405.N1	11-OCT-2008 20:29:49	Bright	36.000	68	18Alp Cas	2.2250	4500.0	72	34594	No
246	GOM_NL__2PRFIN20081011_203112_000000372072_00472_34594_3406.N1	11-OCT-2008 20:31:12	Bright	36.500	76	27Gam Cas	2.3000	30000.	73	34594	No
247	GOM_NL__2PRFIN20081011_203839_000000362072_00472_34594_3407.N1	11-OCT-2008 20:38:39	Bright	35.500	49	1Alp UMi	1.9900	6300.0	71	34594	No
248	GOM_NL__2PRFIN20081011_204650_000000372072_00472_34594_3408.N1	11-OCT-2008 20:46:50	Bright	37.000	36	50Alp UMa	1.8000	6300.0	74	34594	No
249	GOM_NL__2PRFIN20081011_204822_000000362072_00472_34594_3409.N1	11-OCT-2008 20:48:22	Bright	36.000	82	48Bet UMa	2.3650	10600.	72	34594	No
250	GOM_NL__2PRFIN20081011_205143_000000512072_00472_34594_3410.N1	11-OCT-2008 20:51:43	Bright	51.000	174	52Psi UMa	3.0040	4400.0	102	34594	No
251	GOM_NL__2PRFIN20081011_205833_000000442072_00472_34594_3411.N1	11-OCT-2008 20:58:33	Bright	44.000	166	17Eps Leo	2.9800	6000.0	88	34594	No
252	GOM_NL__2PRFIN20081011_210145_000000402072_00472_34594_3412.N1	11-OCT-2008 21:01:45	Bright	39.500	22	32Alp Leo	1.3600	15200.	79	34594	No
253	GOM_NL__2PRFIN20081011_210852_000000512072_00472_34594_3413.N1	11-OCT-2008 21:08:52	Dark	50.500	48	30Alp Hya	1.9770	4100.0	101	34594	No
254	GOM_NL__2PRFIN20081011_211828_000000512072_00472_34594_3414.N1	11-OCT-2008 21:18:28	Dark	51.000	65	Lam Vel	2.2040	4400.0	102	34594	No
255	GOM_NL__2PRFIN20081011_212130_000000422072_00472_34594_3415.N1	11-OCT-2008 21:21:30	Dark	42.000	34	Gam2Vel	1.7930	23000.	84	34594	No
256	GOM_NL__2PRFIN20081011_212541_000000442072_00473_34595_3412.N1	11-OCT-2008 21:25:41	Dark	43.500	161	Tau Pup	2.9310	4500.0	87	34595	No
257	GOM_NL__2PRFIN20081011_212704_000000452072_00473_34595_3413.N1	11-OCT-2008 21:27:04	Dark	45.000	2	Alp Car	-0.73600	7000.0	90	34595	No
258	GOM_NL__2PRFIN20081011_213516_000000372072_00473_34595_3414.N1	11-OCT-2008 21:35:16	Dark	37.000	143	Alp Hyi	2.8570	7200.0	74	34595	No
259	GOM_NL__2PRFIN20081011_213643_000000462072_00473_34595_3415.N1	11-OCT-2008 21:36:43	Dark	45.500	9	Alp Eri	0.45300	24000.	91	34595	No
260	GOM_NL__2PRFIN20081011_213905_000000472072_00473_34595_3416.N1	11-OCT-2008 21:39:05	Straylight	47.000	157	The1Eri	2.9060	9300.0	94	34595	No
261	GOM_NL__2PRFIN20081011_214149_000000422072_00473_34595_3417.N1	11-OCT-2008 21:41:49	Straylight	42.000	84	Alp Phe	2.3970	4500.0	84	34595	No
262	GOM_NL__2PRFIN20081011_214828_000000432072_00473_34595_3418.N1	11-OCT-2008 21:48:28	Straylight	43.000	52	16Bet Cet	2.0370	4500.0	86	34595	No
263	GOM_NL__2PRFIN20081011_215814_000000372072_00473_34595_3419.N1	11-OCT-2008 21:58:14	Bright	37.000	140	88Gam Peg	2.8340	26000.	74	34595	No
264	GOM_NL__2PRFIN20081011_220214_000000382072_00473_34595_3420.N1	11-OCT-2008 22:02:14	Bright	37.500	58	21Alp And	2.0730	11000.	75	34595	No
265	GOM_NL__2PRFIN20081011_220501_000000292072_00473_34595_3421.N1	11-OCT-2008 22:05:01	Tw_i_and_stray	29.000	53	43Bet And	2.0480	3300.0	58	34595	No
266	GOM_NL__2PRFIN20081011_221025_000000392072_00473_34595_3422.N1	11-OCT-2008 22:10:25	Bright	38.500	68	18Alp Cas	2.2250	4500.0	77	34595	No
267	GOM_NL__2PRFIN20081011_221148_000000392072_00473_34595_3423.N1	11-OCT-2008 22:11:48	Bright	38.500	76	27Gam Cas	2.3000	30000.	77	34595	No
268	GOM_NL__2PRFIN20081011_221914_000000362072_00473_34595_3424.N1	11-OCT-2008 22:19:14	Bright	36.000	49	1Alp UMi	1.9900	6300.0	72	34595	No
269	GOM_NL__2PRFIN20081011_222726_000000382072_00473_34595_3425.N1	11-OCT-2008 22:27:26	Bright	37.500	36	50Alp UMa	1.8000	6300.0	75	34595	No
270	GOM_NL__2PRFIN20081011_222858_000000522072_00473_34595_3426.N1	11-OCT-2008 22:28:58	Bright	52.000	82	48Bet UMa	2.3650	10600.	104	34595	No
271	GOM_NL__2PRFIN20081011_223219_000000342072_00473_34595_3427.N1	11-OCT-2008 22:32:19	Bright	33.500	174	52Psi UMa	3.0040	4400.0	67	34595	No
272	GOM_NL__2PRFIN20081011_223910_000000582072_00473_34595_3428.N1	11-OCT-2008 22:39:10	Bright	58.000	166	17Eps Leo	2.9800	6000.0	116	34595	No
273	GOM_NL__2PRFIN20081011_224221_000000392072_00473_34595_3429.N1	11-OCT-2008 22:42:21	Bright	38.500	22	32Alp Leo	1.3600	15200.	77	34595	No
274	GOM_NL__2PRFIN20081011_224928_000000572072_00473_34595_3430.N1	11-OCT-2008 22:49:28	Dark	57.000	48	30Alp Hya	1.9770	4100.0	114	34595	No
275	GOM_NL__2PRFIN20081011_225904_000000492072_00473_34595_3431.N1	11-OCT-2008 22:59:04	Dark	48.500	65	Lam Vel	2.2040	4400.0	97	34595	No
276	GOM_NL__2PRFIN20081011_230207_000000412072_00473_34595_3432.N1	11-OCT-2008 23:02:07	Dark	41.000	34	Gam2Vel	1.7930	23000.	82	34595	No
277	GOM_NL__2PRFIN20081011_230618_000000462072_00474_34596_3425.N1	11-OCT-2008 23:06:18	Dark	45.500	161	Tau Pup	2.9310	4500.0	91	34596	No
278	GOM_NL__2PRFIN20081011_230740_000000522072_00474_34596_3426.N1	11-OCT-2008 23:07:40	Dark	52.000	2	Alp Car	-0.73600	7000.0	104	34596	No

279	GOM_NL__2PRFIN20081011_231552_000000382072_00474_34596_3427.N1	11-OCT-2008 23:15:52	Dark	37.500	143	Alp Hyi	2.8570	7200.0	75	34596	No
280	GOM_NL__2PRFIN20081011_231719_000000422072_00474_34596_3428.N1	11-OCT-2008 23:17:19	Dark	42.000	9	Alp Eri	0.45300	24000.	84	34596	No
281	GOM_NL__2PRFIN20081011_231942_000000452072_00474_34596_3429.N1	11-OCT-2008 23:19:42	Straylight	45.000	157	The1Eri	2.9060	9300.0	90	34596	No
282	GOM_NL__2PRFIN20081011_232225_000000402072_00474_34596_3430.N1	11-OCT-2008 23:22:25	Straylight	39.500	84	Alp Phe	2.3970	4500.0	79	34596	No
283	GOM_NL__2PRFIN20081011_232904_000000452072_00474_34596_3431.N1	11-OCT-2008 23:29:04	Straylight	44.500	52	16Bet Cet	2.0370	4500.0	89	34596	No
284	GOM_NL__2PRFIN20081011_233850_000000382072_00474_34596_3432.N1	11-OCT-2008 23:38:50	Bright	37.500	140	88Gam Peg	2.8340	26000.	75	34596	No
285	GOM_NL__2PRFIN20081011_234250_000000362072_00474_34596_3433.N1	11-OCT-2008 23:42:50	Bright	36.000	58	21Alp And	2.0730	11000.	72	34596	No
286	GOM_NL__2PRFIN20081011_234537_000000362072_00474_34596_3434.N1	11-OCT-2008 23:45:37	Bright	36.000	53	43Bet And	2.0480	3300.0	72	34596	No
287	GOM_NL__2PRFIN20081011_235100_000000352072_00474_34596_3435.N1	11-OCT-2008 23:51:00	Bright	34.500	68	18Alp Cas	2.2250	4500.0	69	34596	No
288	GOM_NL__2PRFIN20081011_235223_000000392072_00474_34596_3436.N1	11-OCT-2008 23:52:23	Bright	38.500	76	27Gam Cas	2.3000	30000.	77	34596	No
289	GOM_NL__2PRFIN20081011_235950_000000352072_00474_34596_3437.N1	11-OCT-2008 23:59:50	Bright	34.500	49	1Alp UMi	1.9900	6300.0	69	34596	No

3. Quality information per product


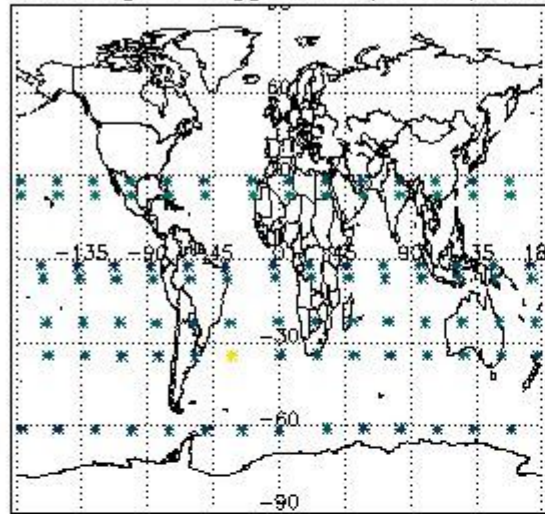
In this section it is plotted some information contained in the Quality Summary data set of the level 2 products. Only products in dark limb conditions and without errors (error flag in the MPH set to "0") are used.

3.1 Plot quality information per product (time dependant)


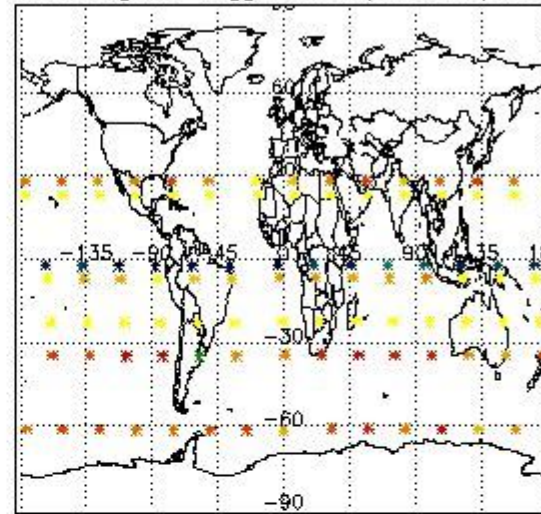


3.2 Plot quality information per product (world map)


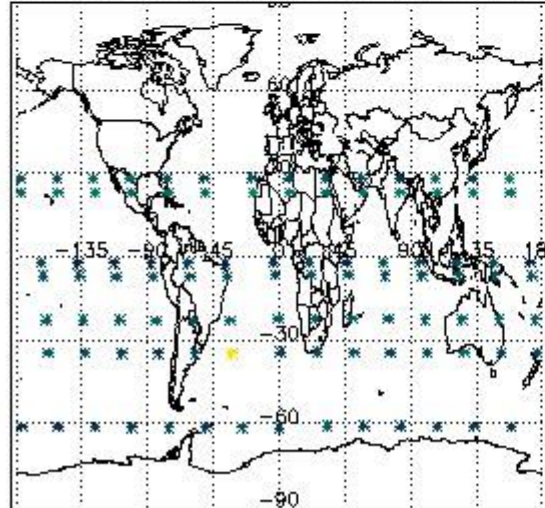
Percentage of flagged data per O3 profile



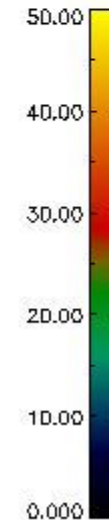
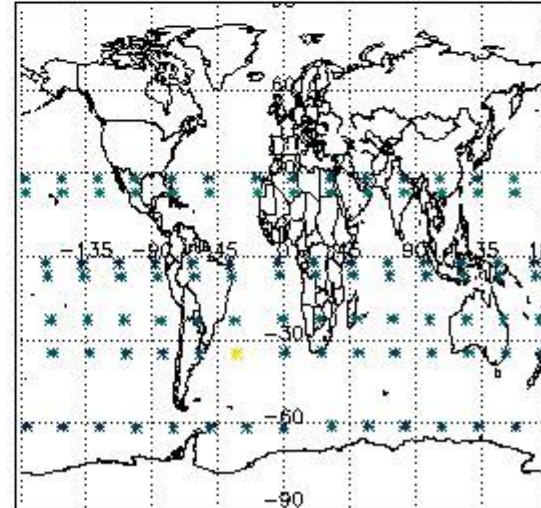
Percentage of flagged data per H2O profile



Percentage of flagged data per NO2 profile



Percentage of flagged data per NO3 profile

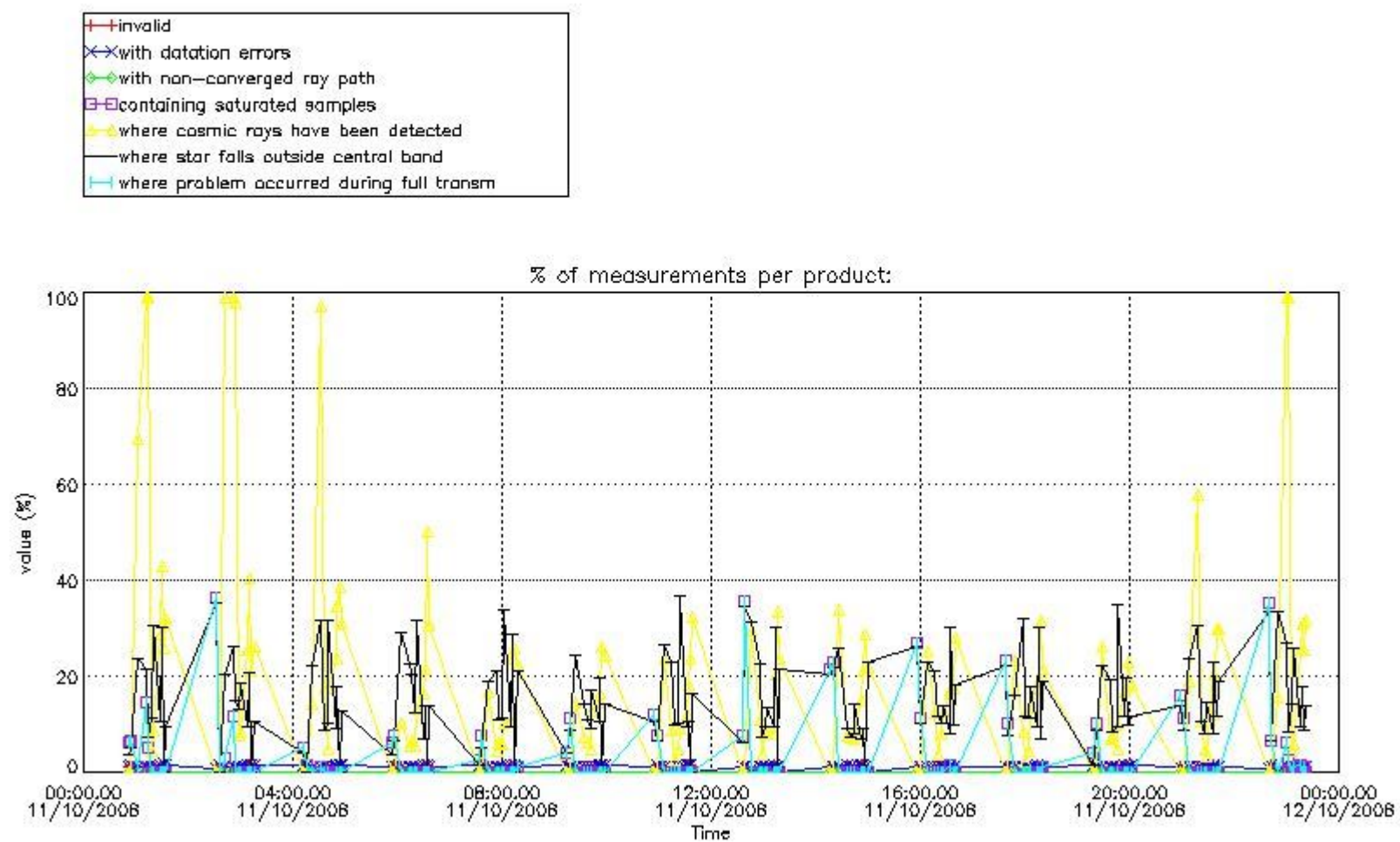


4. Level 1 quality information per product

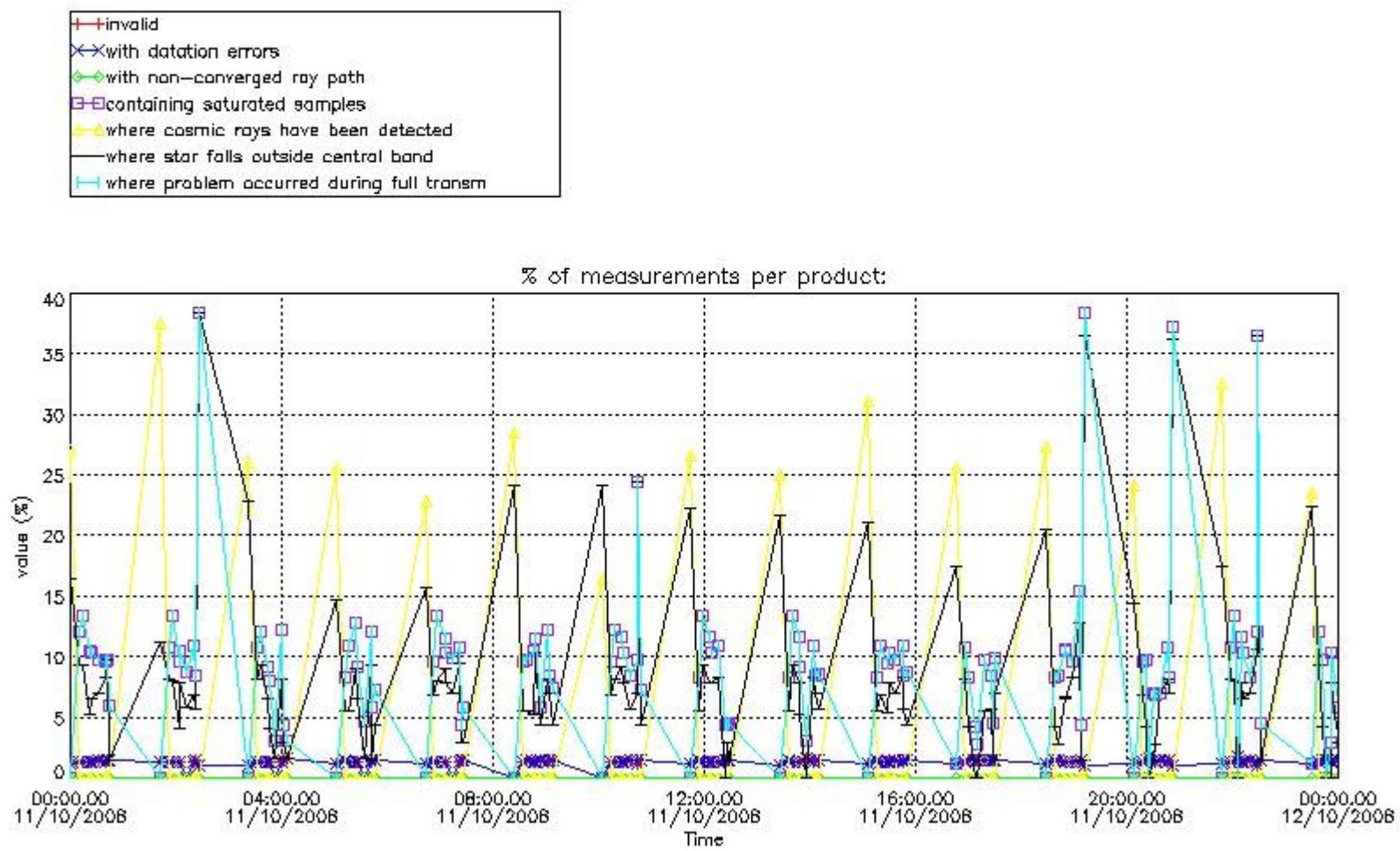
In this section it is plotted some information contained in the Quality Summary data set of the level 2 products that comes from the level 1b processing. Products without errors (error flag in the MPH set to "0") are used.

4.1 Plot quality information per product (time dependant) coming from level 1b processing

4.1.1 Plot level 1 quality information per product (time dependant): ENVISAT ASCENDING passes



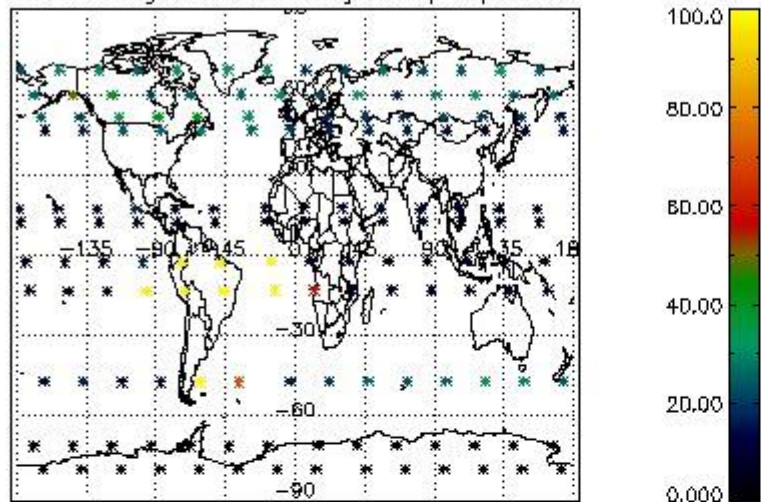
4.1.2 Plot level 1 quality information per product (time dependant): ENVISAT DESCENDING passes



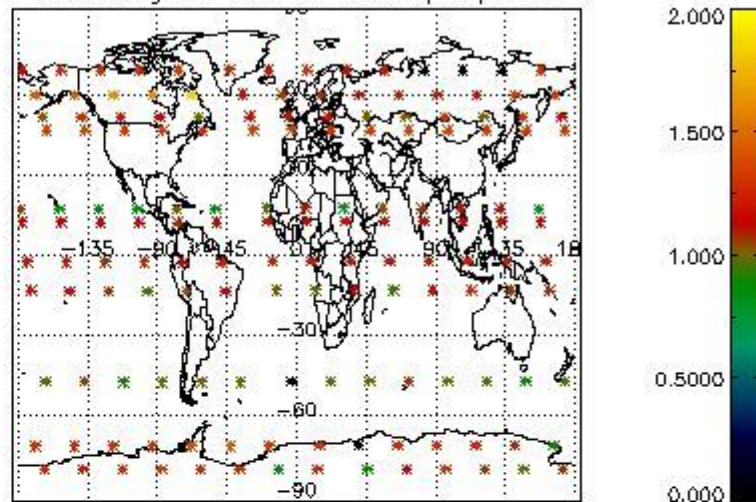
4.2 Plot quality information per product coming from level 1b processing (world map)

4.2.1 Plot level 1 quality information per product (world map): ENVISAT ASCENDING passes

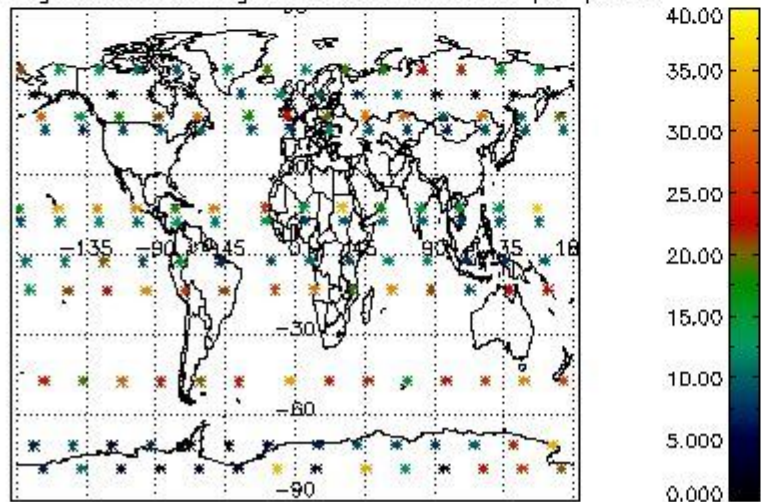
Percentage of cosmic ray hits per profile



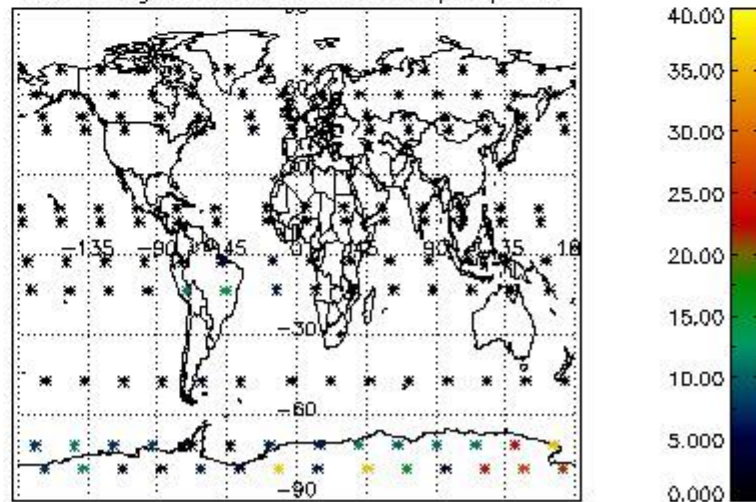
Percentage of datation errors per profile



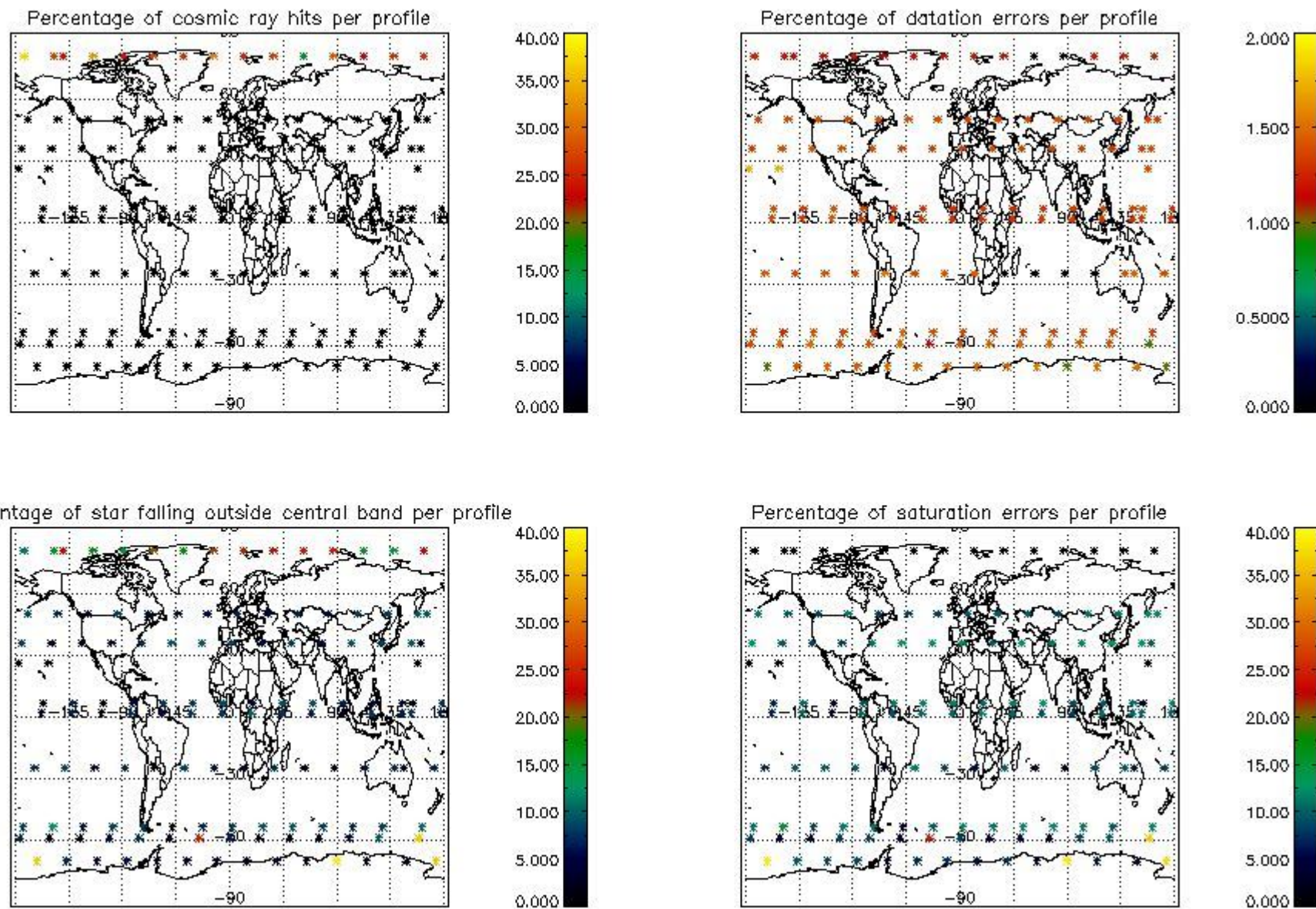
Percentage of star falling outside central band per profile



Percentage of saturation errors per profile



4.2.2 Plot level 1 quality information per product (world map): ENVISAT DESCENDING passes



5. Trace gas profiles

5.1 Ozone statistics based on quality of products

The final quality of the products can be "measured" using the STD (Standard Deviation) attached to every point profile. This information is written to the parameter GOM_NL__2P/NL_LOCAL_SPECIES_DENSITY/o3_std of the level 2 products. The table below shows the statistics for given STD ranges.

The statistics are given with respect to the overall valid production:

- Products without fatal errors: GOM_NL__2P/MPH/PRODUCT_ERR=0
- Valid point profile: GOM_NL__2P/NL_LOCAL_SPECIES_DENSITY/pcd(0)=0

The 'Criteria' is applied to valid points of dark limb products:

- Products in dark limb illumination condition: GOM_NL__2P/NL_SUMMARY_QUALITY/obs_ill_cond=0
- Products without fatal errors: GOM_NL__2P/MPH/PRODUCT_ERR=0
- Valid point profile: GOM_NL__2P/NL_LOCAL_SPECIES_DENSITY/pcd(0)=0

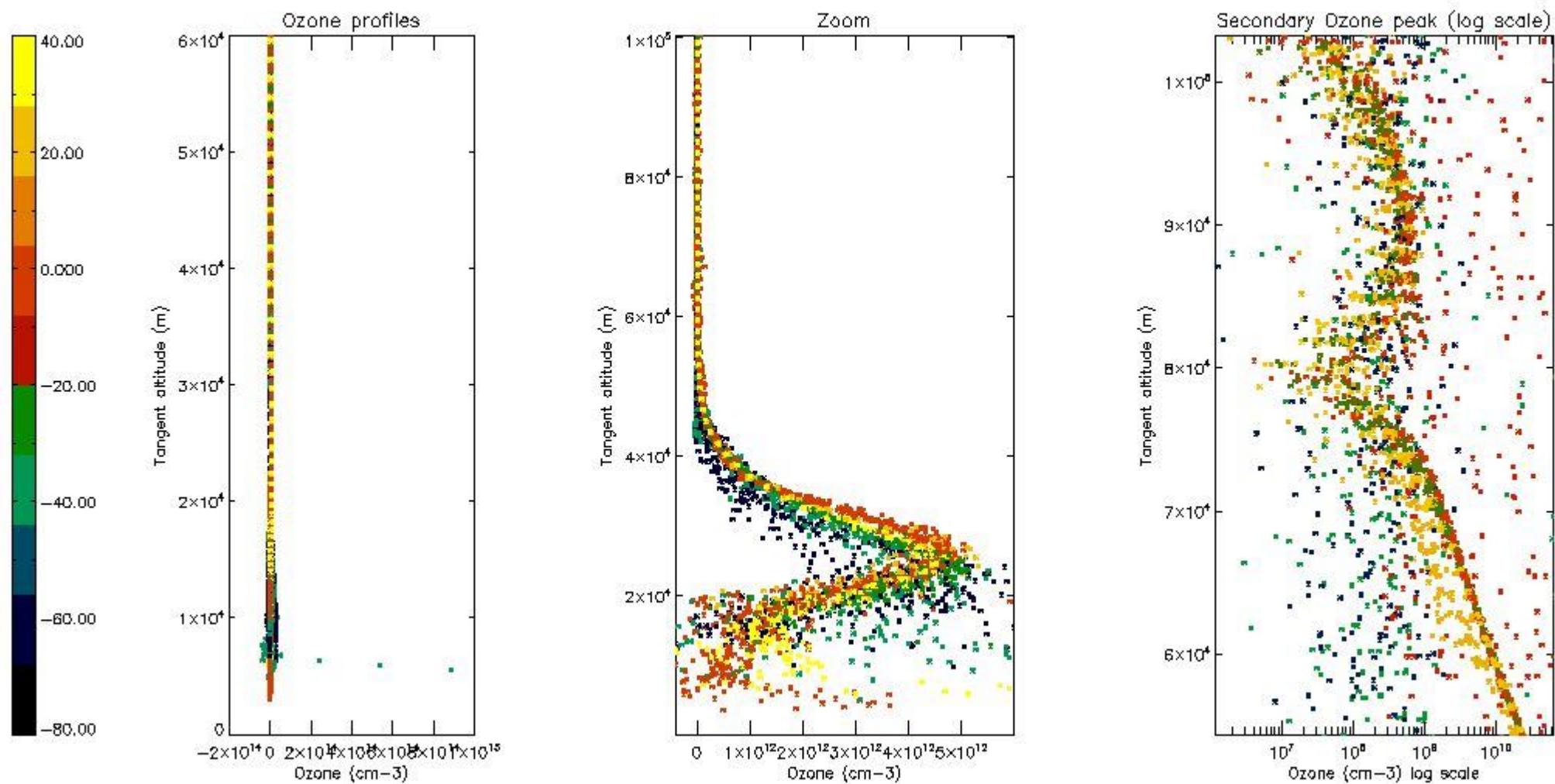
So, the table below shows the percentage of dark limb and valid observations for each criteria with respect to the overall valid daily observations.

Criteria	% of total production
All STD	39
STD < 20	19

STD < 10	13
STD < 5	10

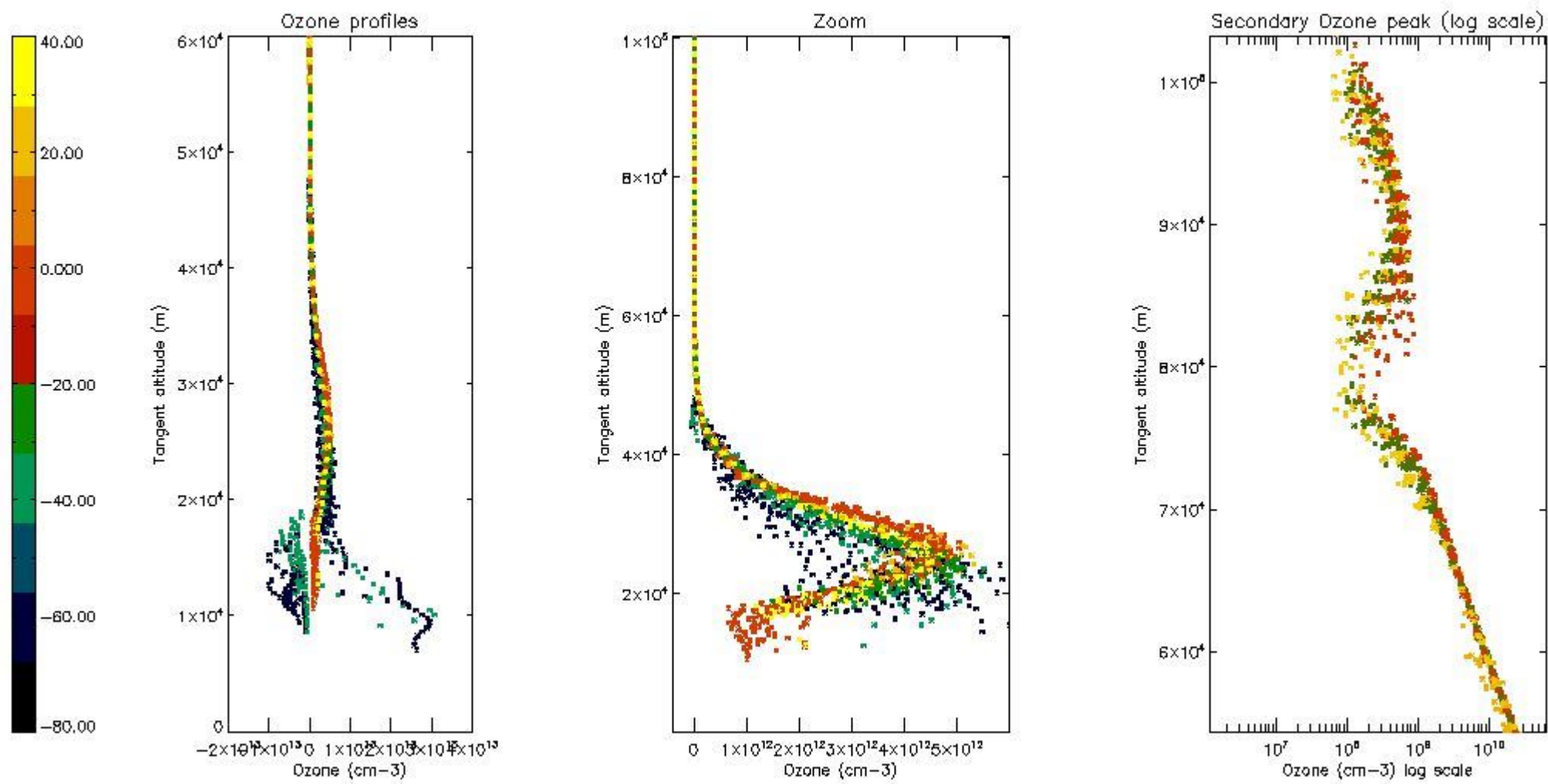
5.2 Plot ozone profiles for all STD (dark without errors)

The colorbar represents the latitude.



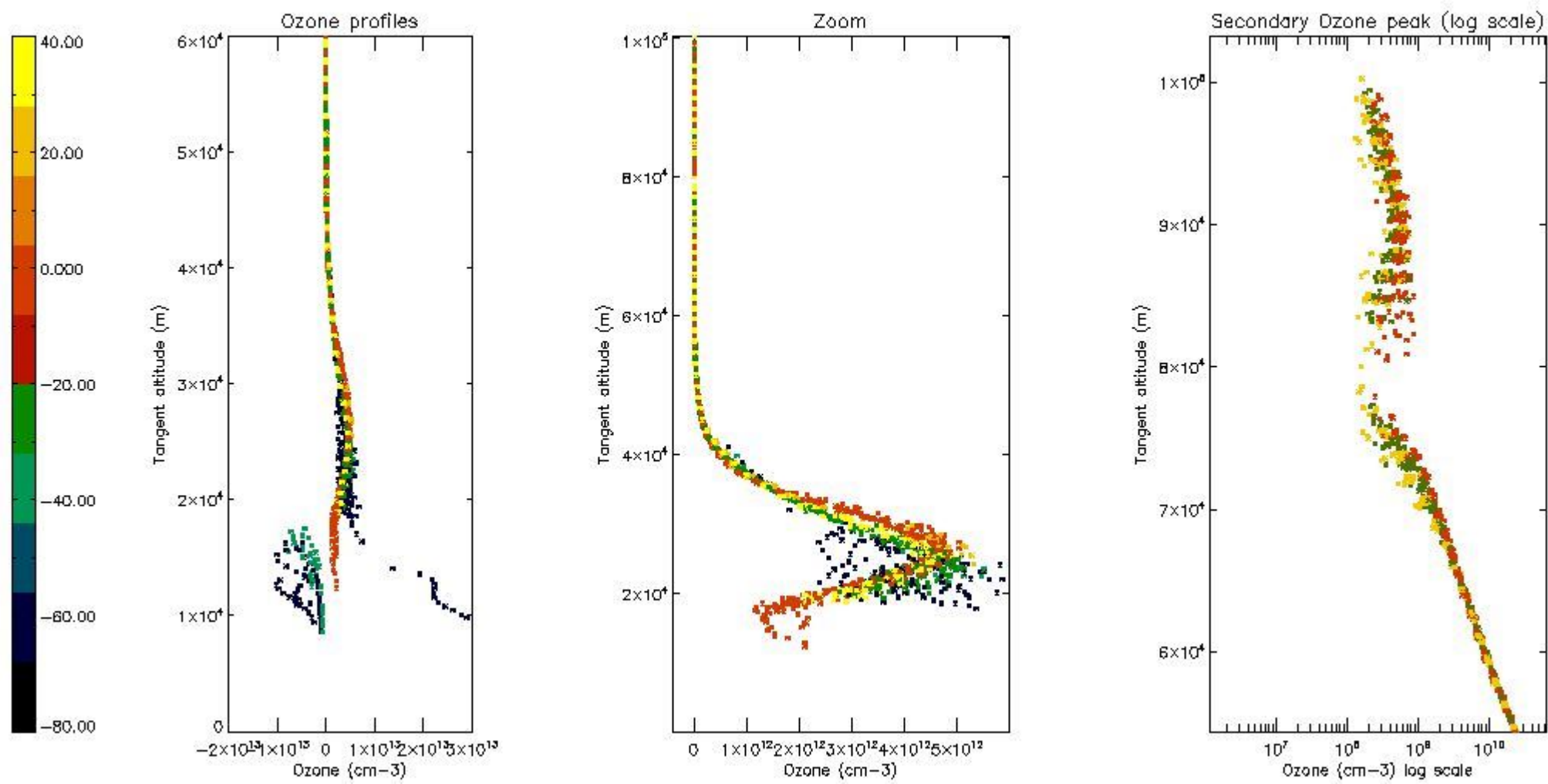
5.3 Plot ozone profiles where STD < 20% (dark without errors)

The colorbar represents the latitude.



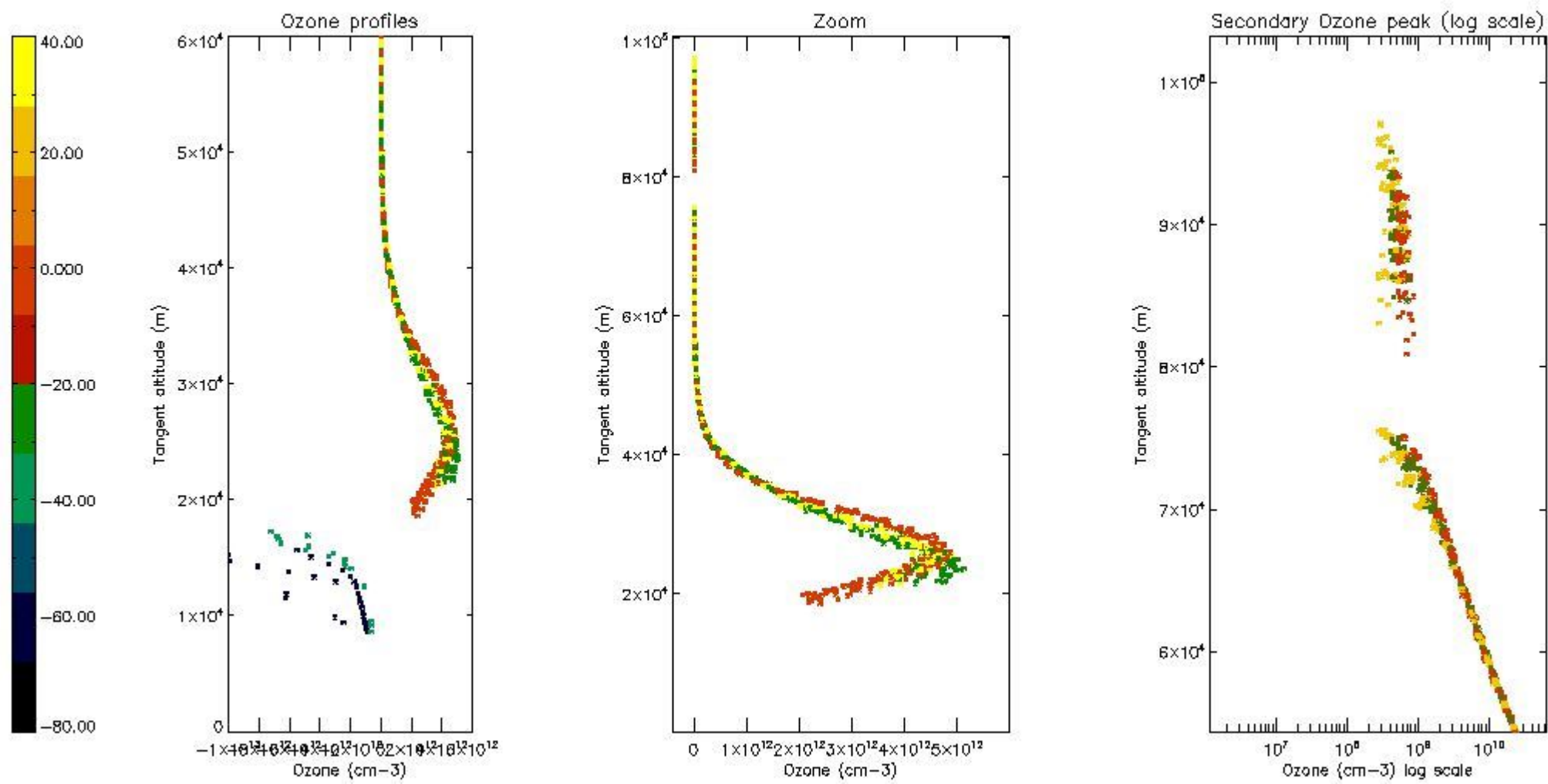
5.4 Plot ozone profiles where STD < 10% (dark without errors)

The colorbar represents the latitude.



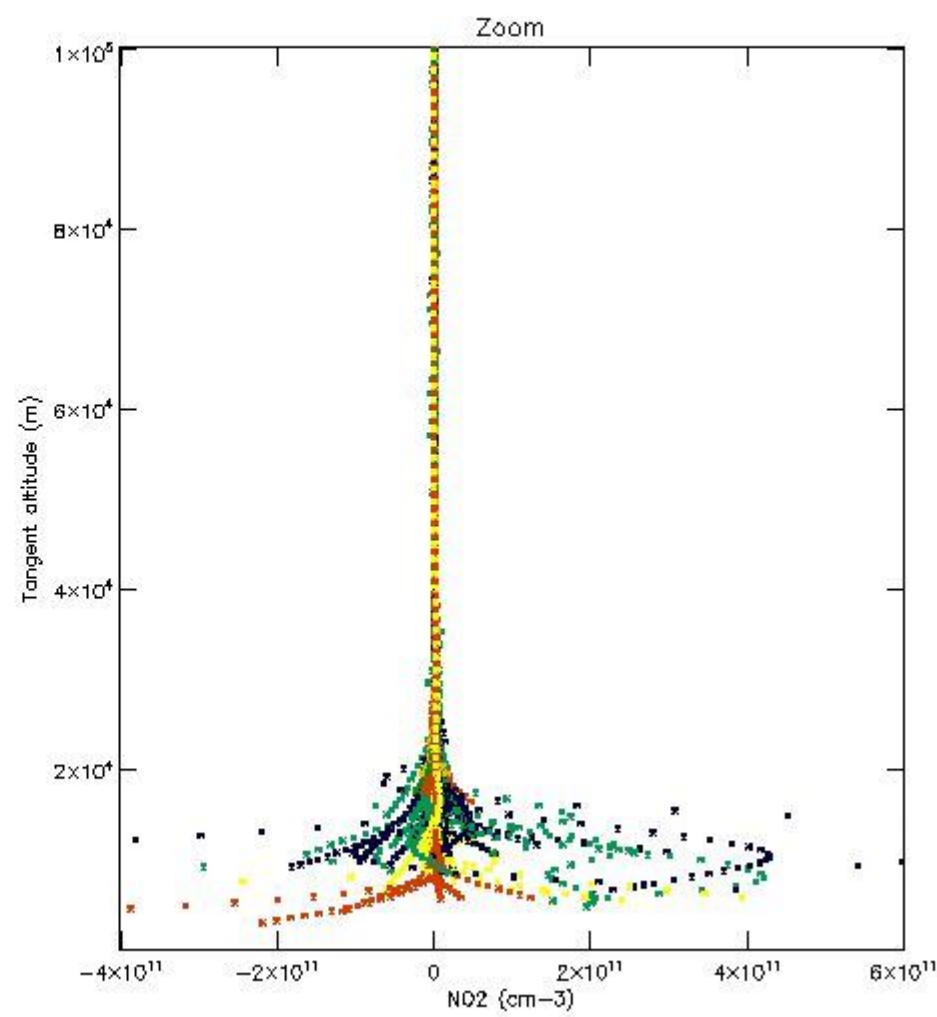
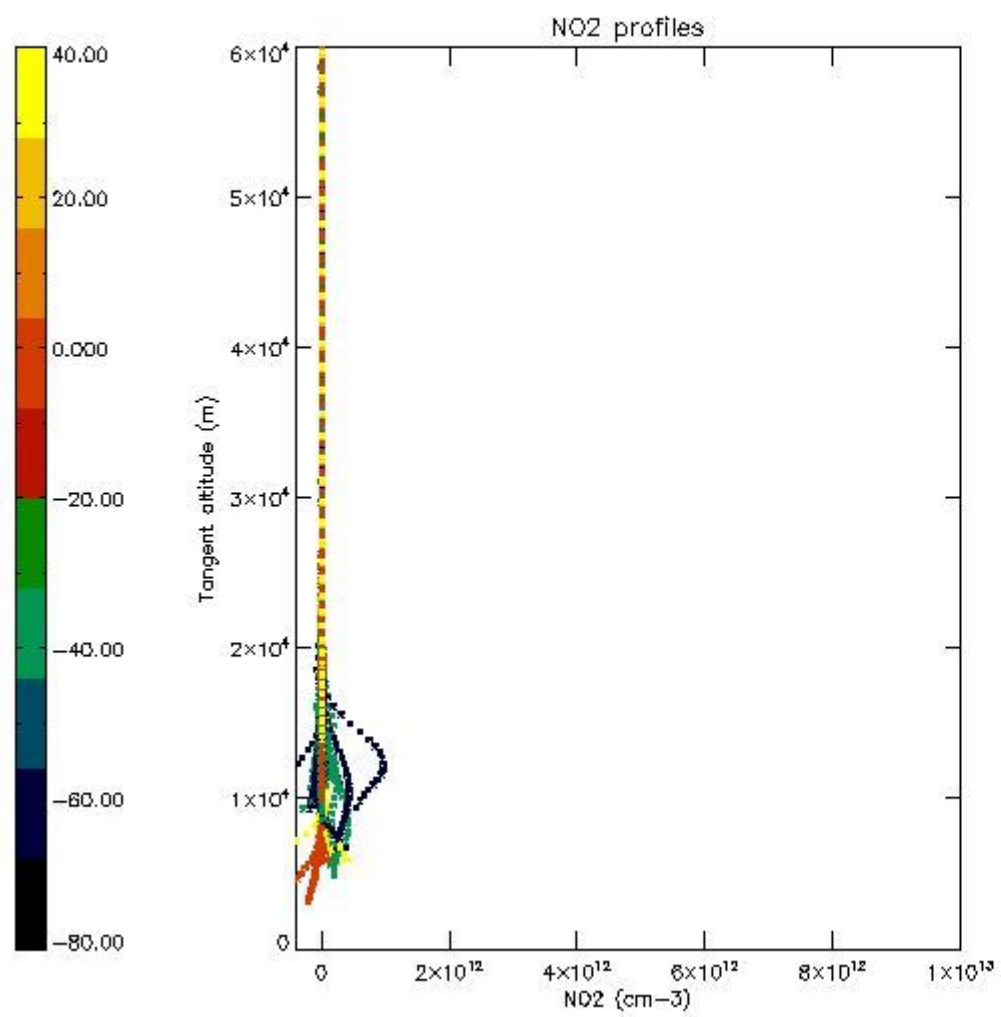
5.5 Plot ozone profiles where $STD < 5\%$ (dark without errors)

The colorbar represents the latitude.



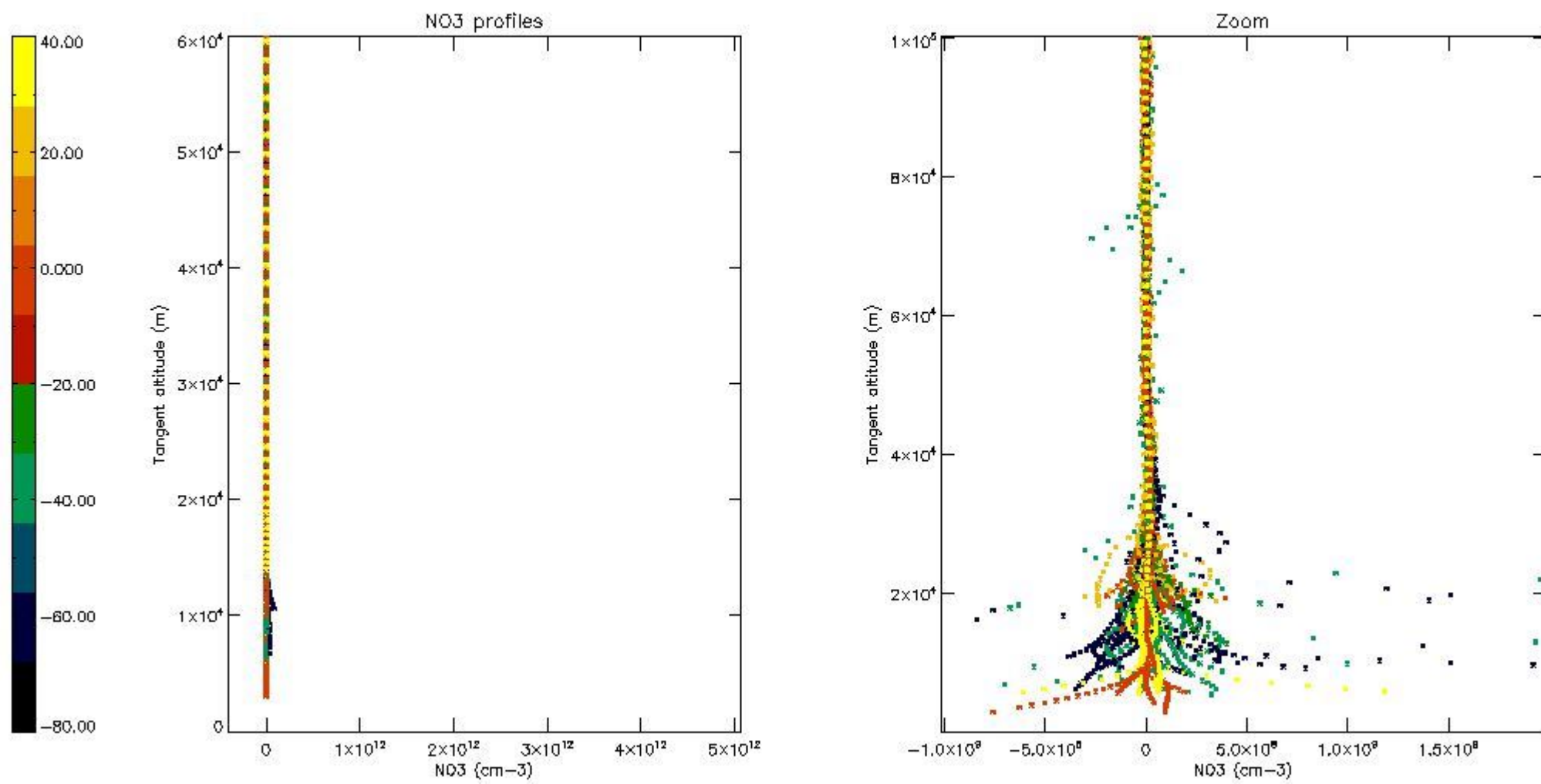
5.6 Plot NO₂ profiles for all STD (dark without errors)

The colorbar represents the latitude.



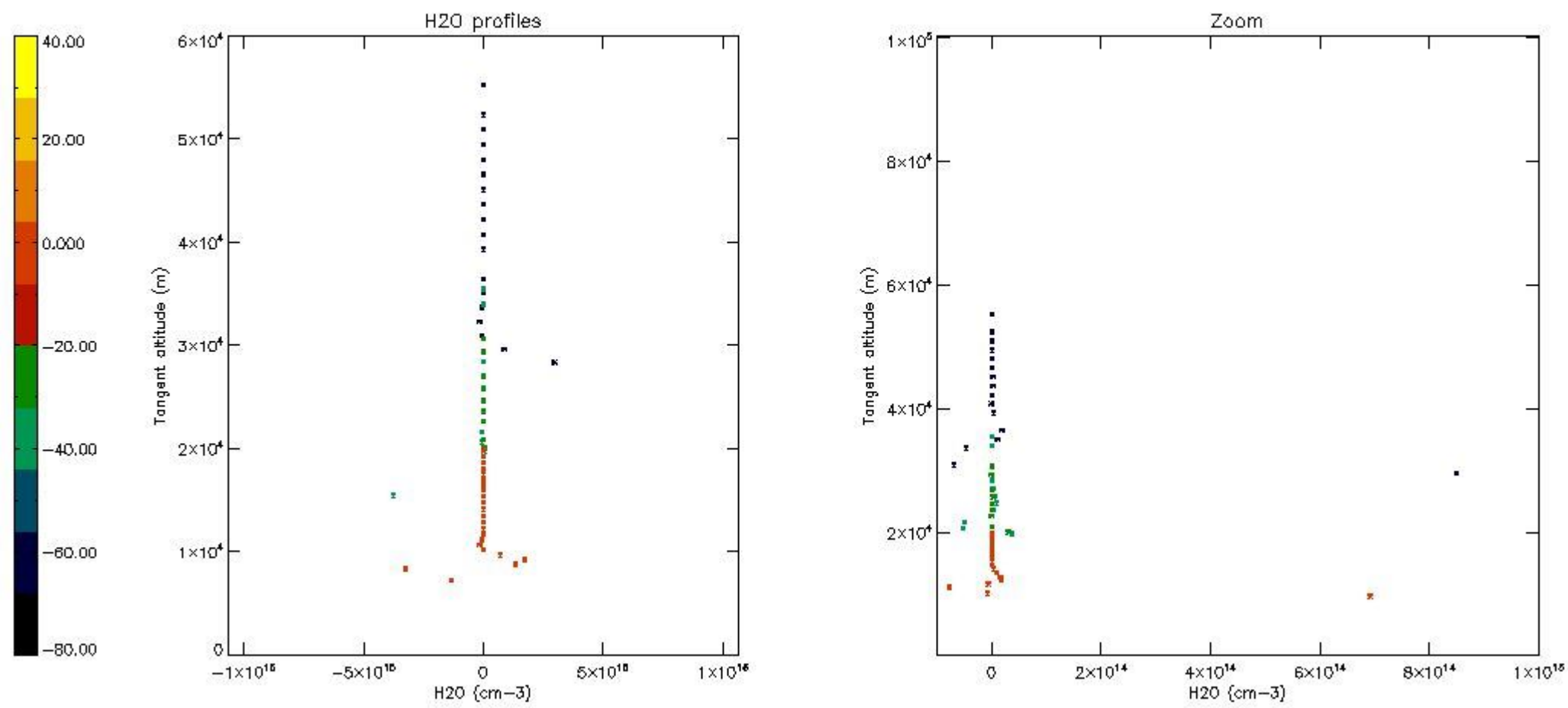
5.7 Plot NO3 profiles for all STD (dark without errors)

The colorbar represents the latitude.



5.8 Plot H₂O profiles for all STD (only for occultations of stars 1,2,3,4,13,14,16,26,63 dark without errors)

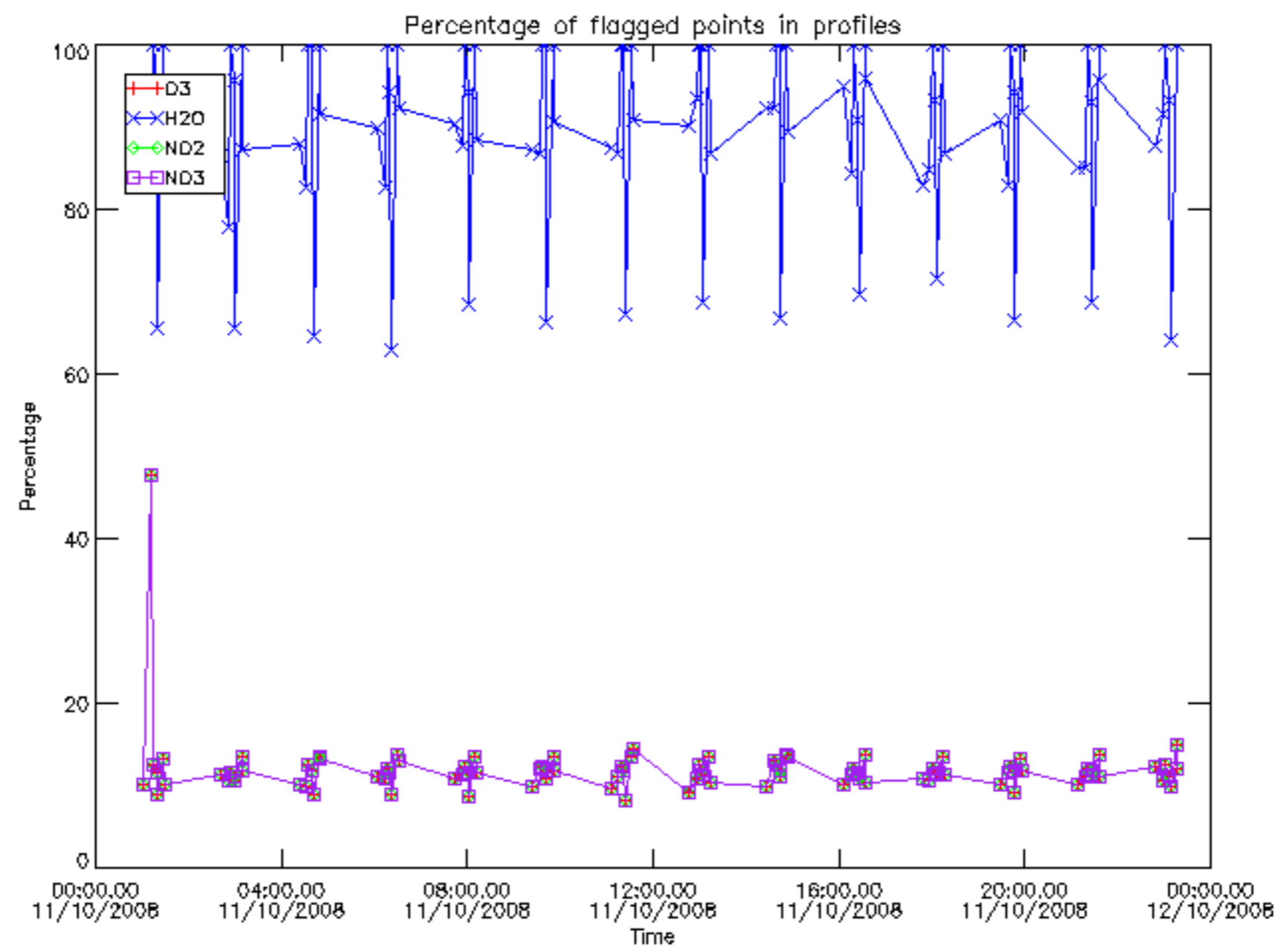
The colorbar represents the latitude.



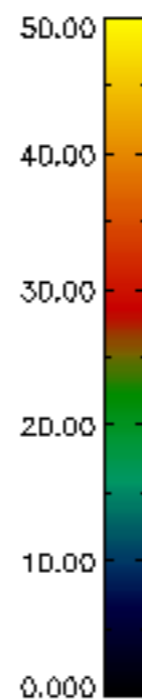
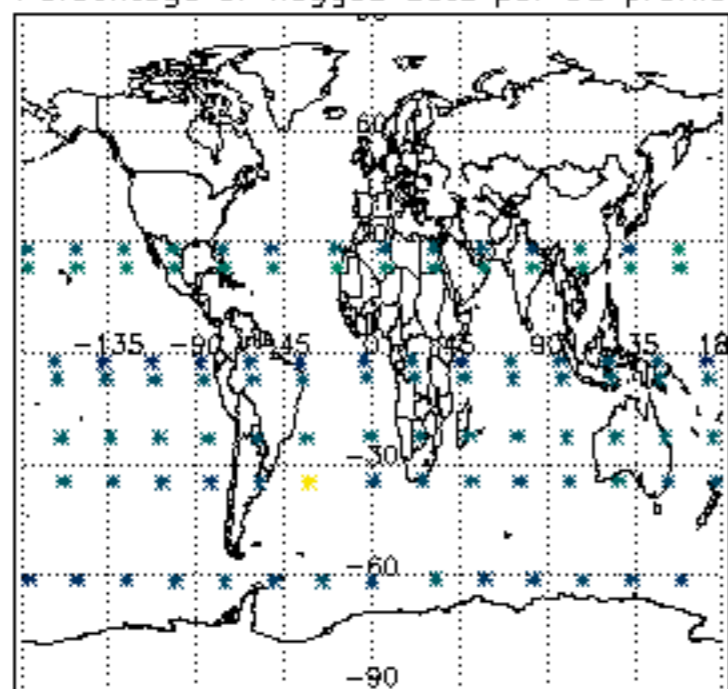
6. Auxiliary Data Files used for the production reported in section 2

The number reported in the third column indicates since which file (see list in section 2) the corresponding auxiliary file has been used. The fourth column is the date of those product files.

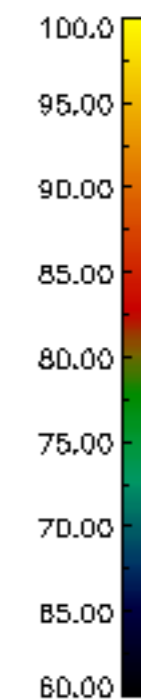
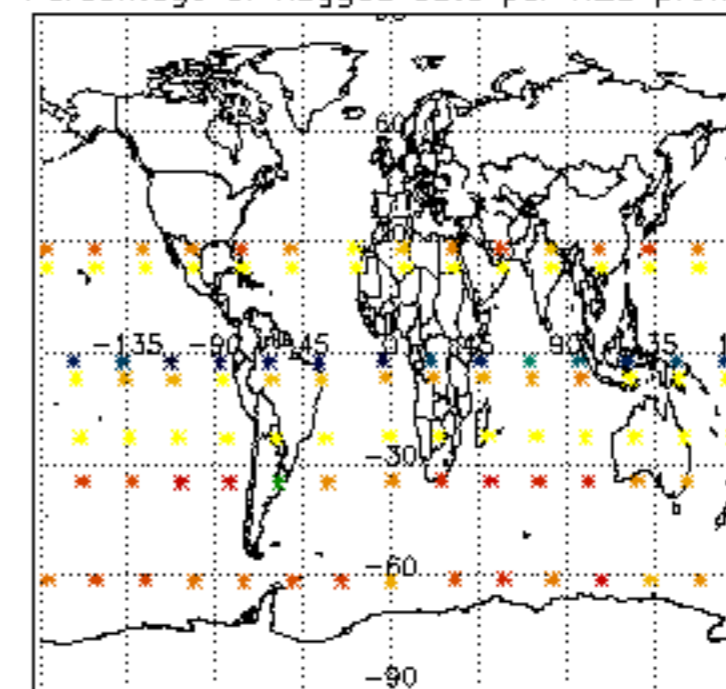
Type	Auxiliary Filename	Used since product	Used since product date
INST_PHYS_CHARACTERISTICS	GOM_INS_AXVIEC20091111_143220_20030716_120000_20500101_000000	1	11-OCT-2008 00:00:39
LEVEL-2_PROC_CONFIG	GOM_PR2_AXVIEC20091111_152718_20020301_000000_20500101_000000	1	11-OCT-2008 00:00:39
CROSS_SECTIONS_FILE	GOM_CRS_AXVIEC20091111_154832_20020301_000000_20500101_000000	1	11-OCT-2008 00:00:39



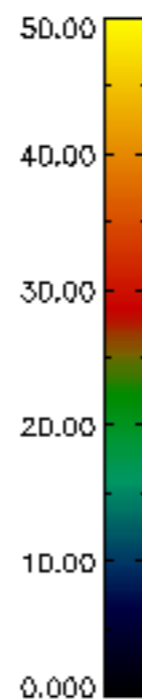
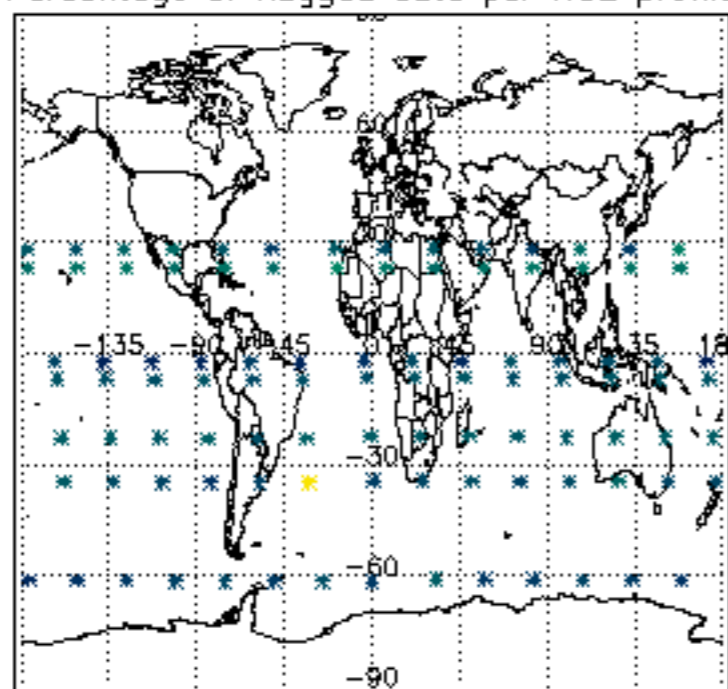
Percentage of flagged data per D3 profile



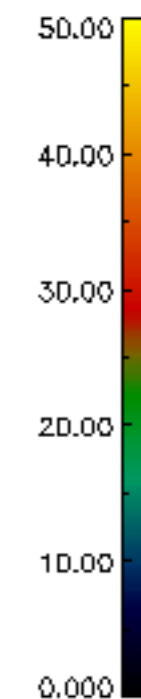
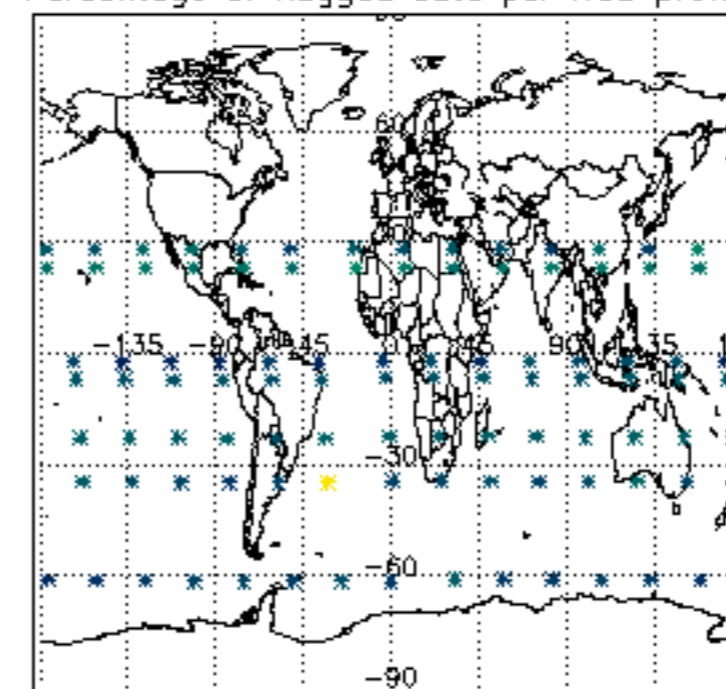
Percentage of flagged data per H2O profile

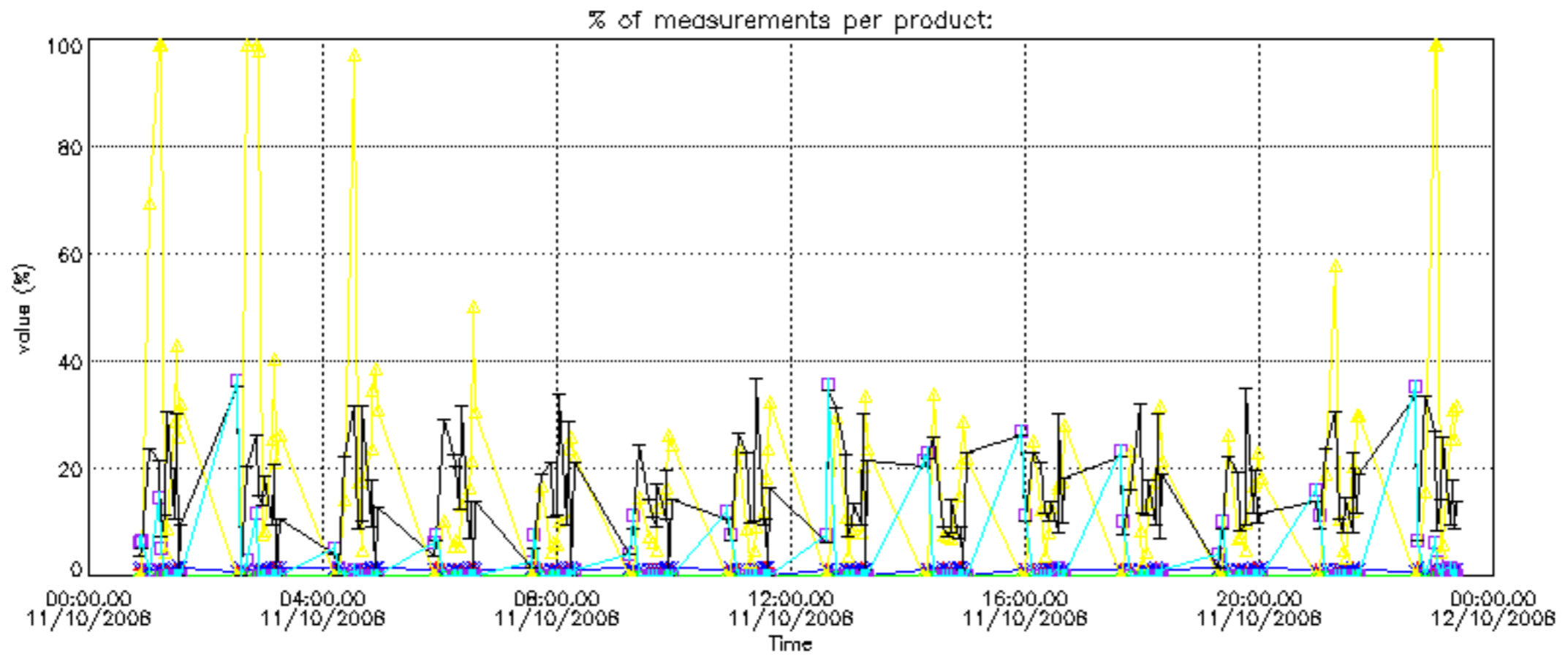
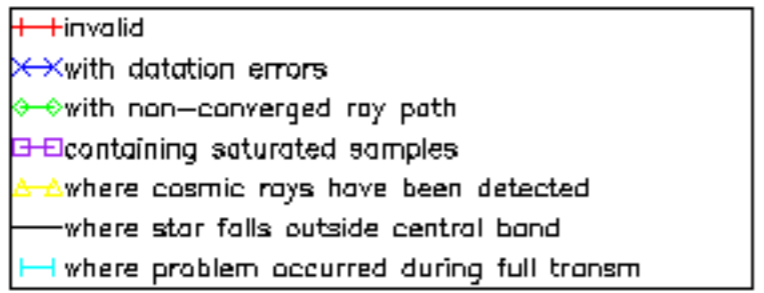


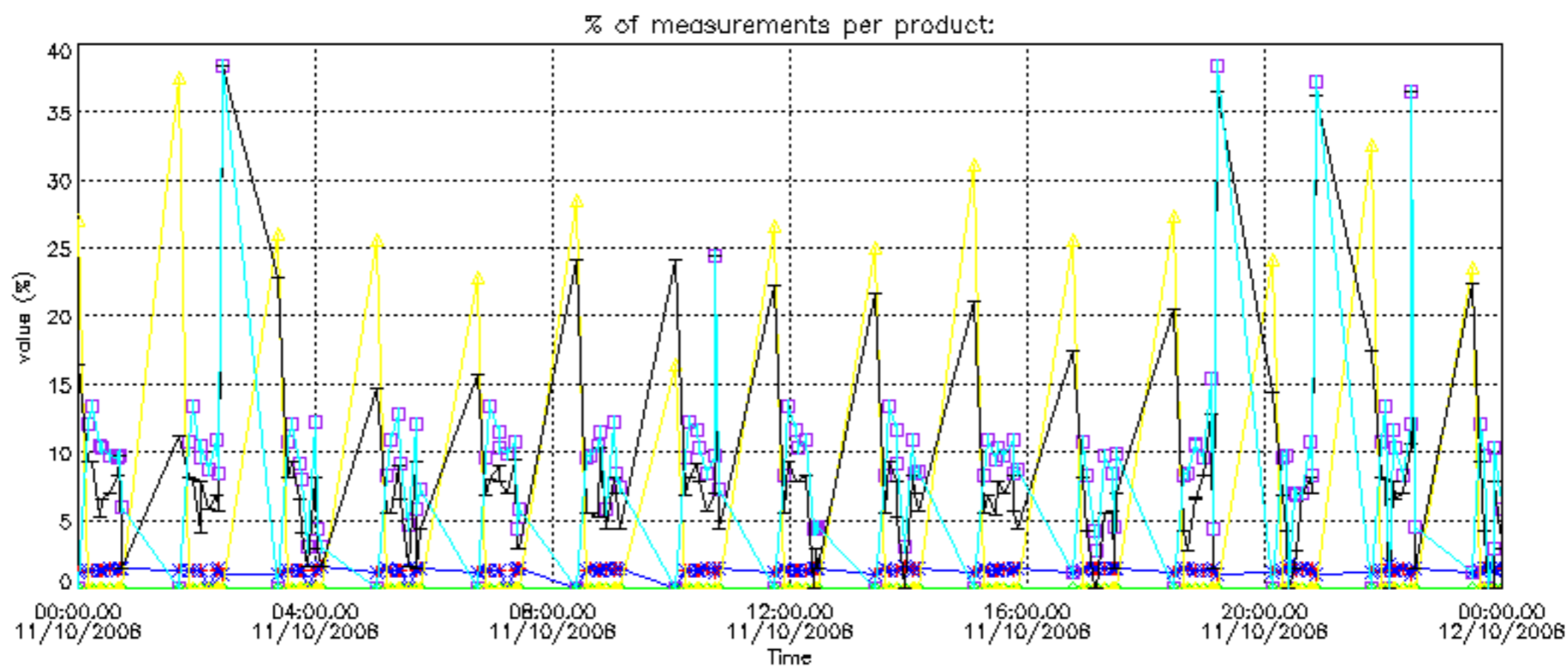
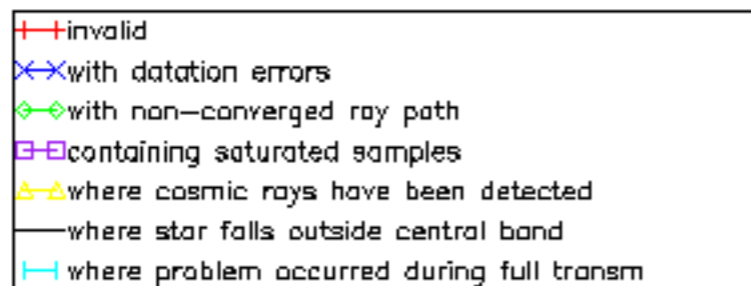
Percentage of flagged data per NO2 profile



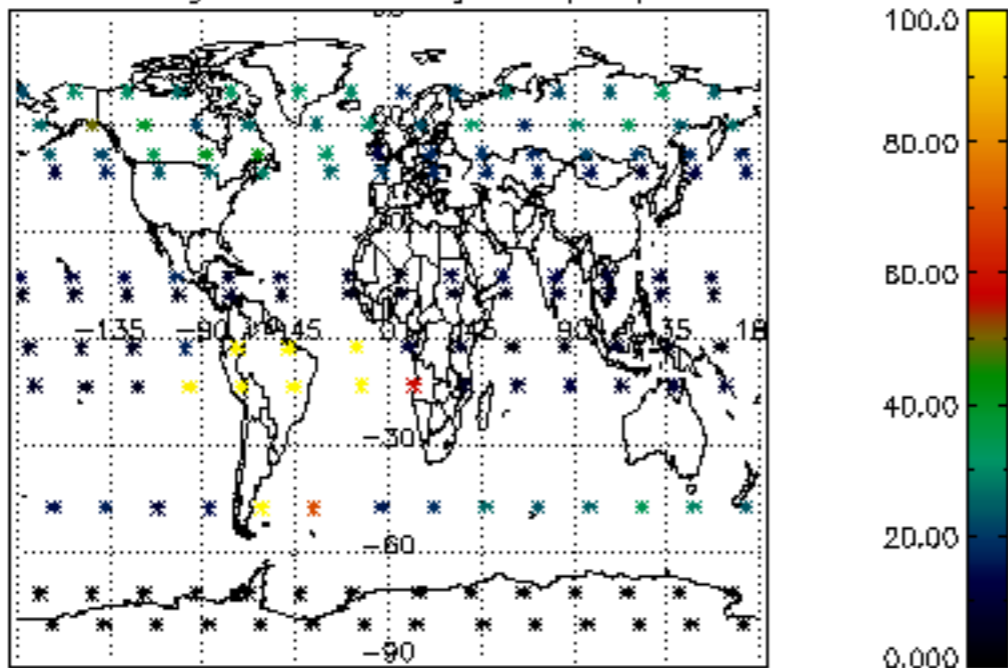
Percentage of flagged data per NO3 profile



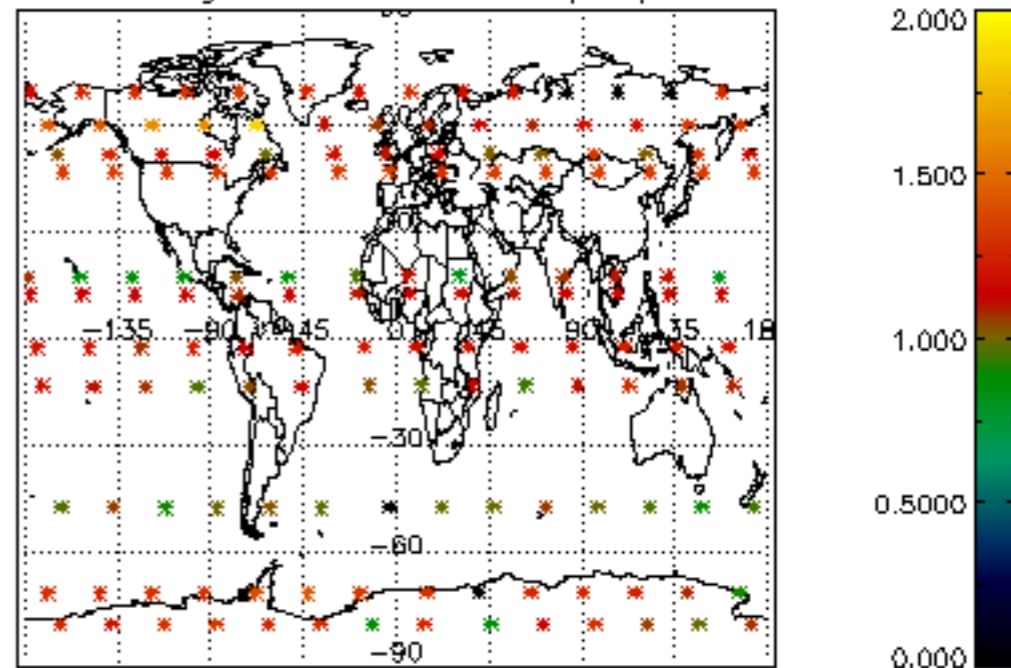




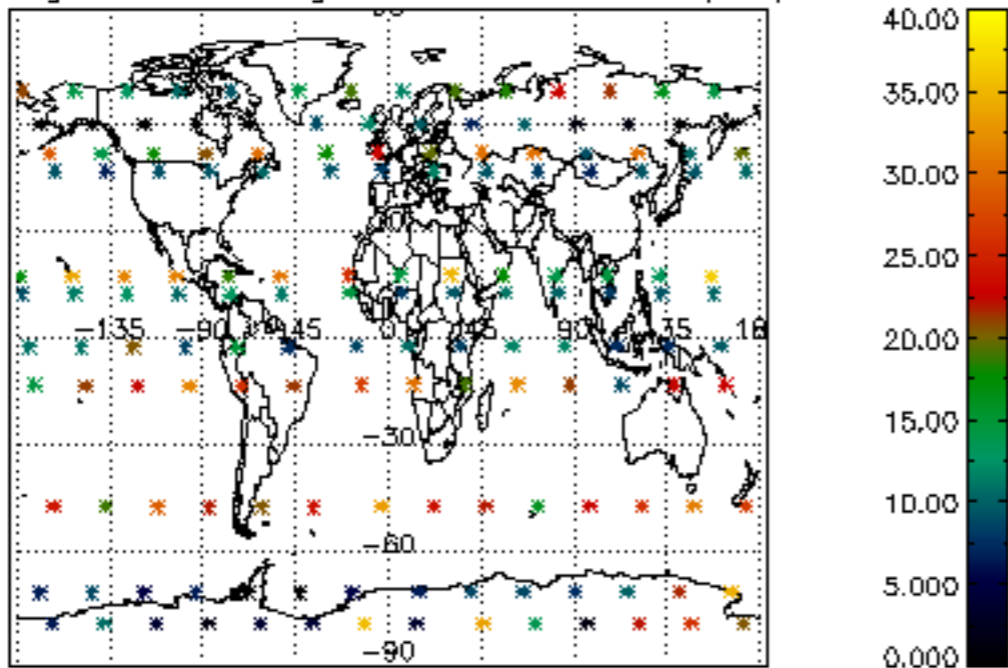
Percentage of cosmic ray hits per profile



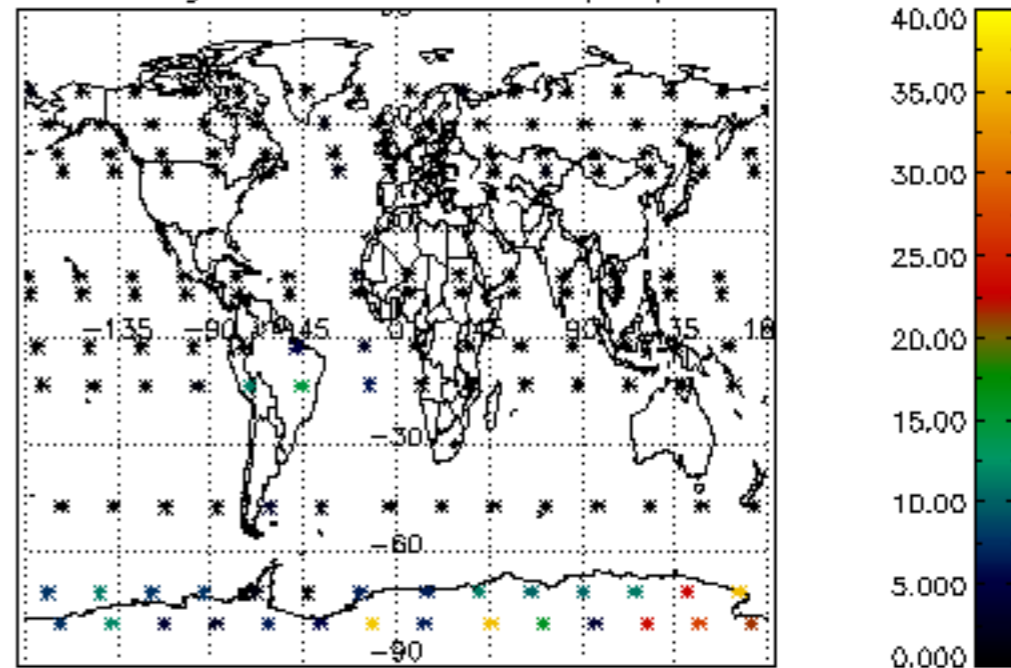
Percentage of datation errors per profile



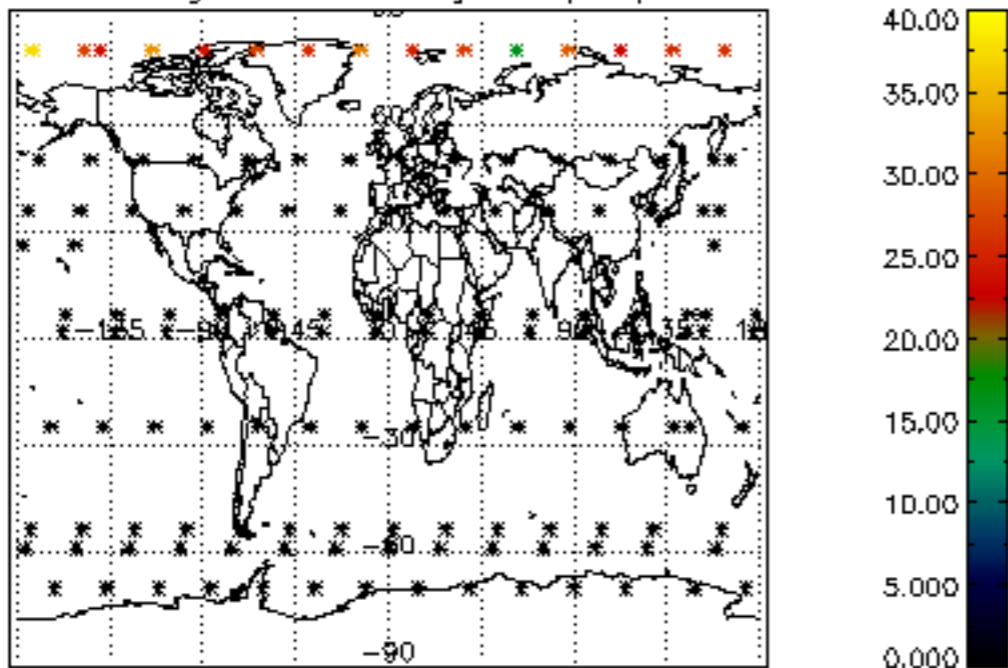
Percentage of star falling outside central band per profile



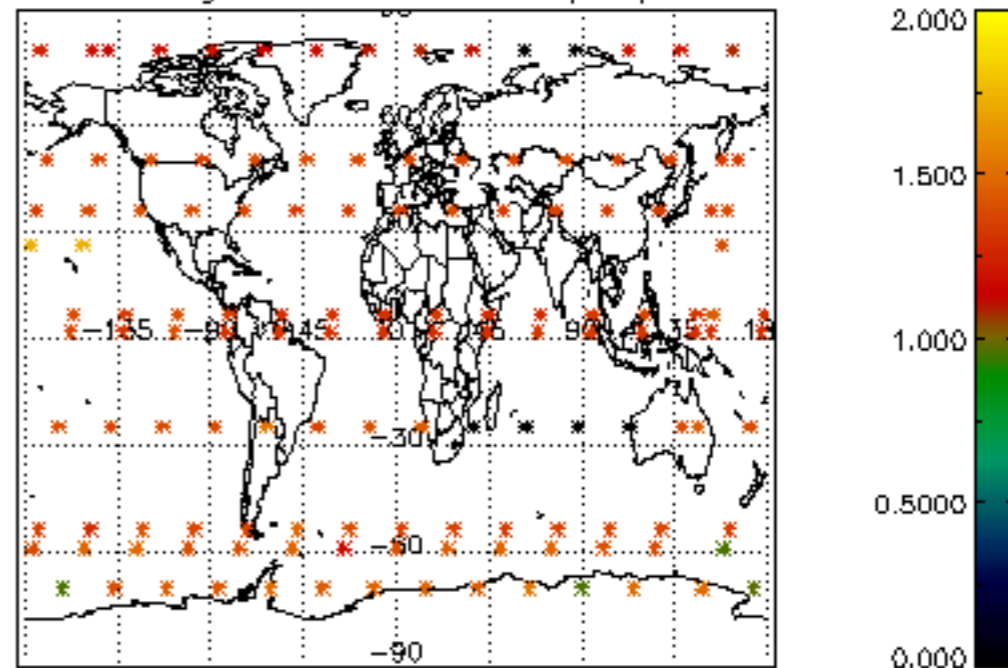
Percentage of saturation errors per profile



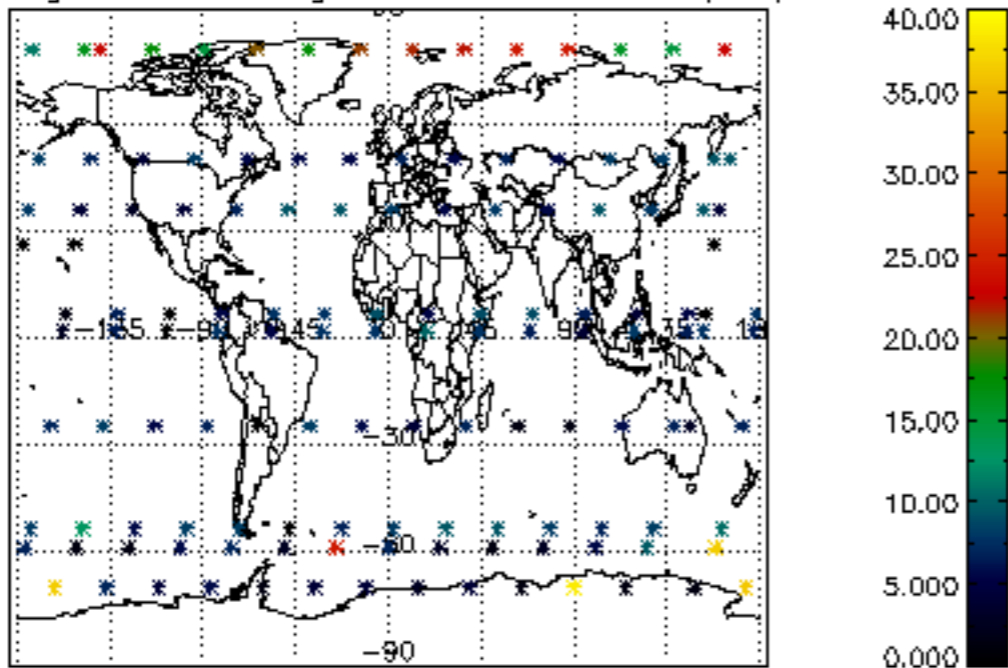
Percentage of cosmic ray hits per profile



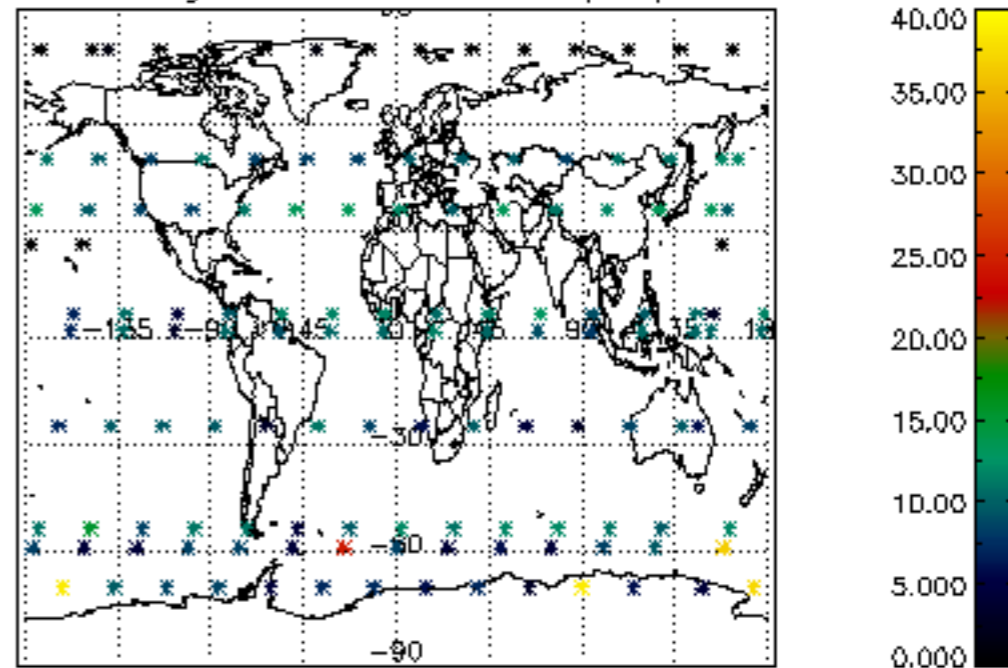
Percentage of datation errors per profile

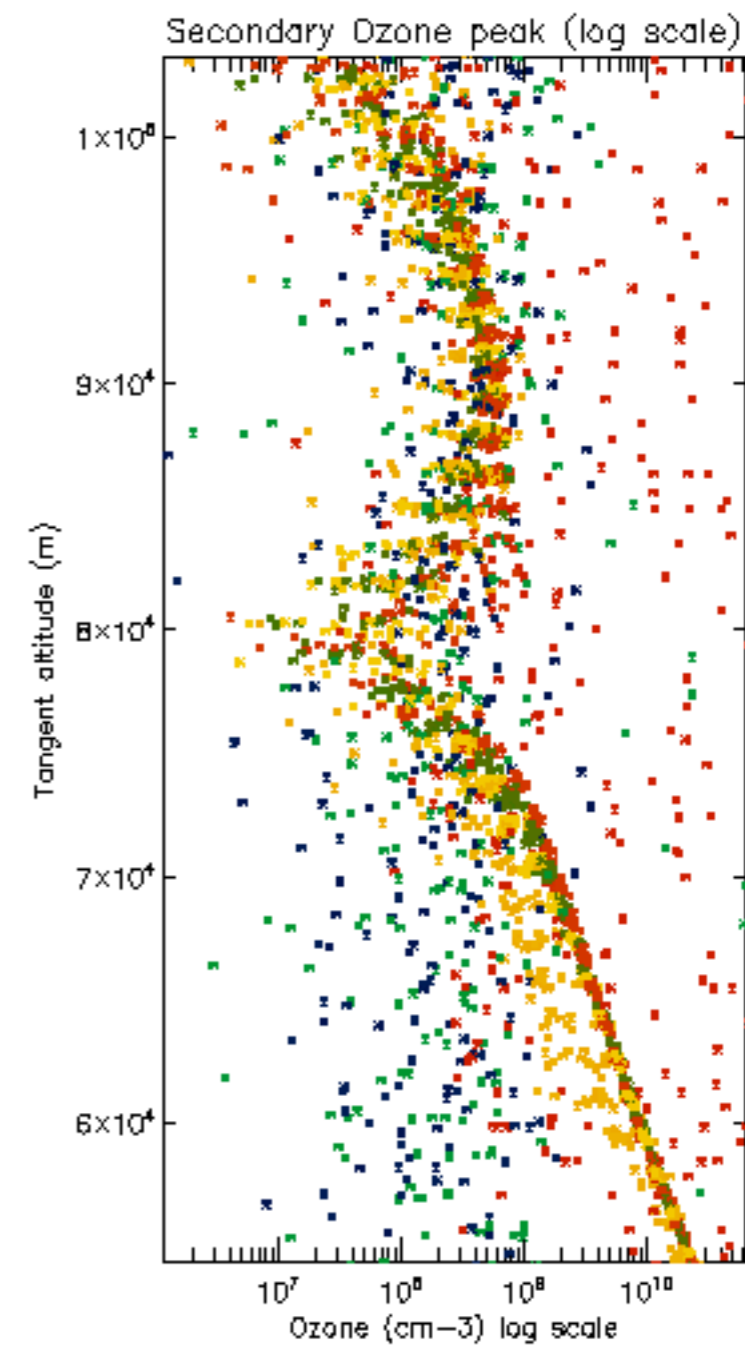
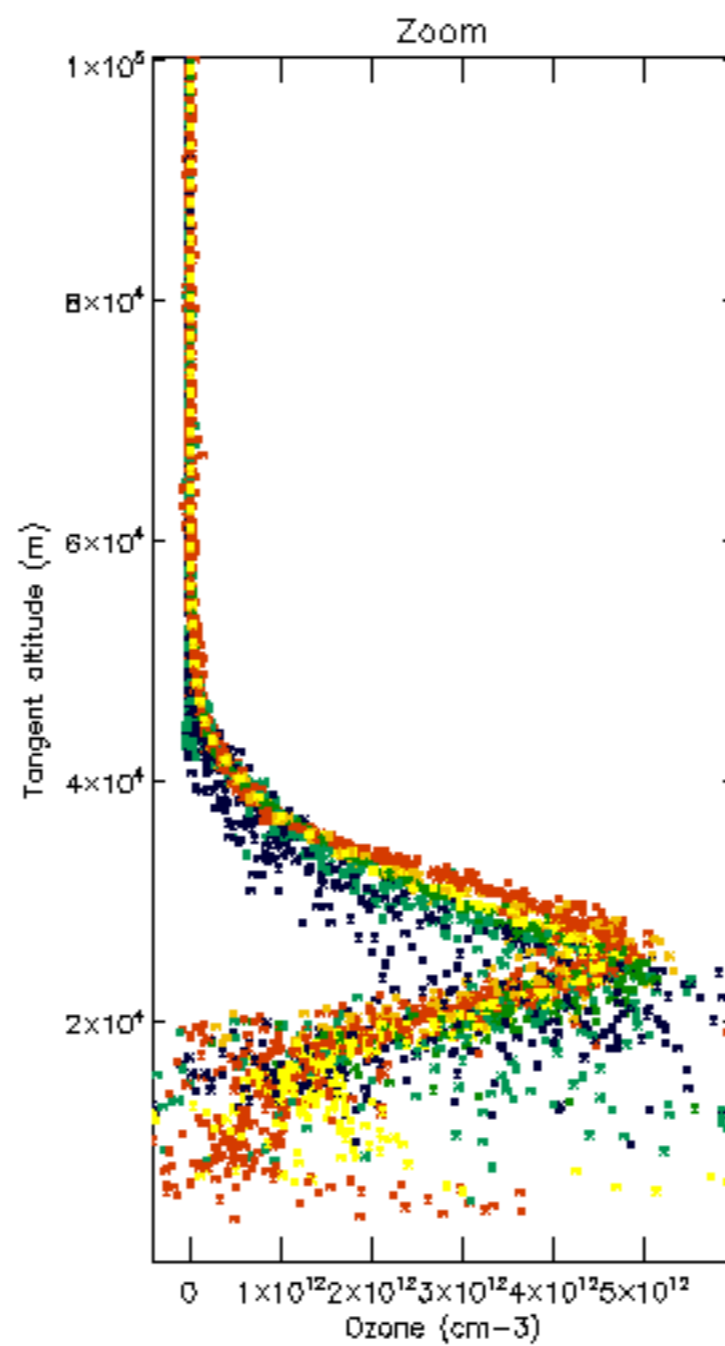
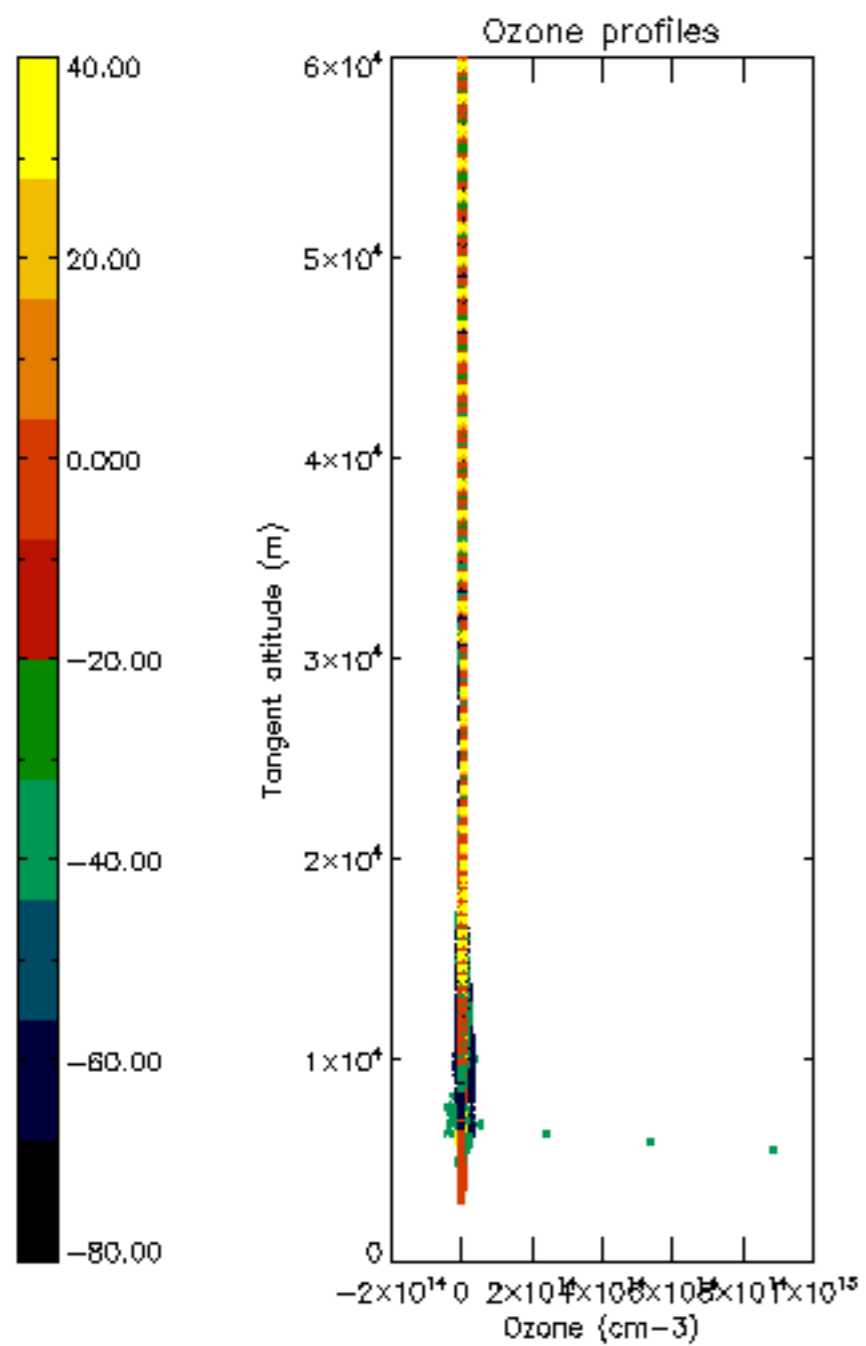


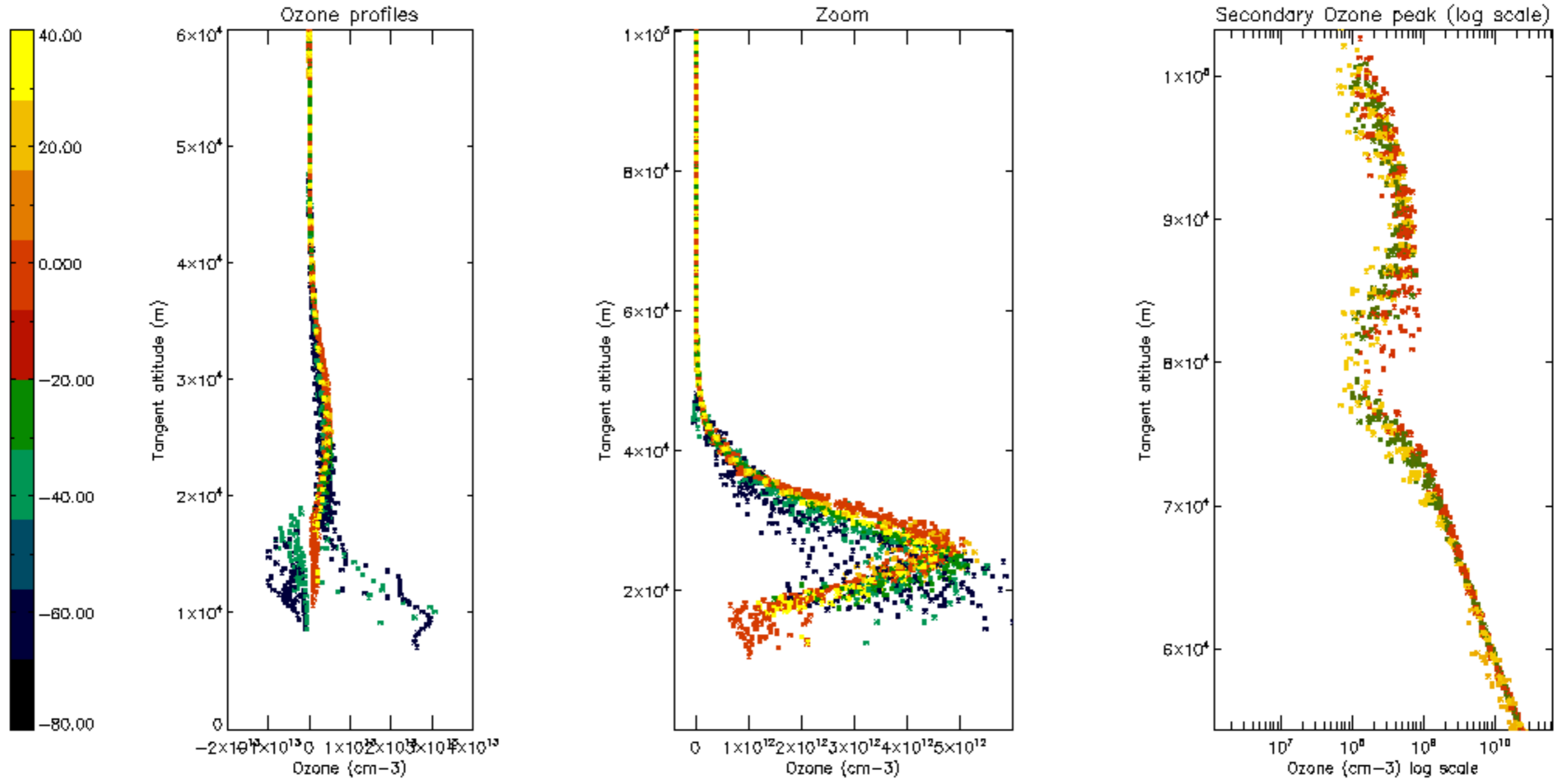
Percentage of star falling outside central band per profile

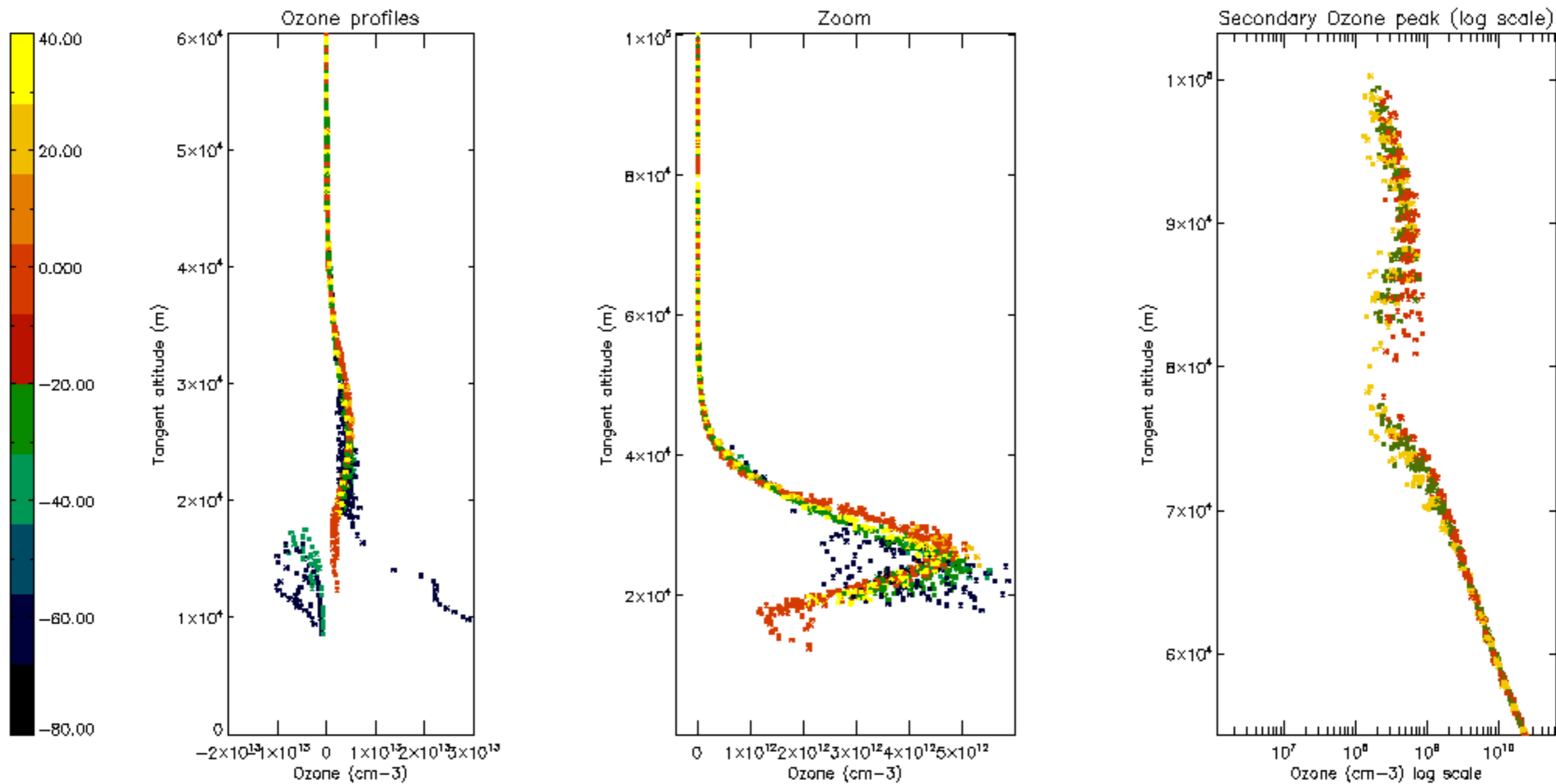


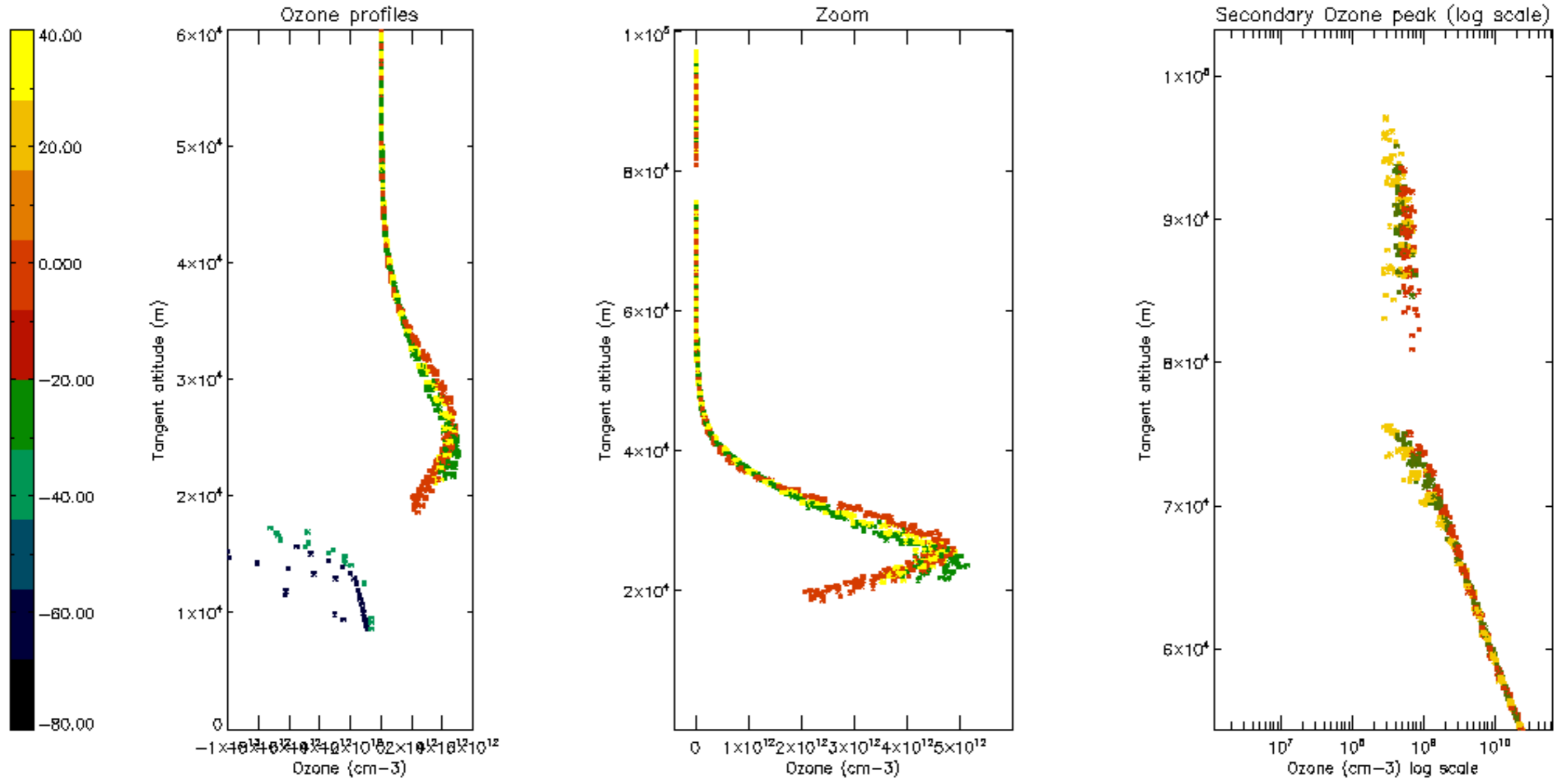
Percentage of saturation errors per profile

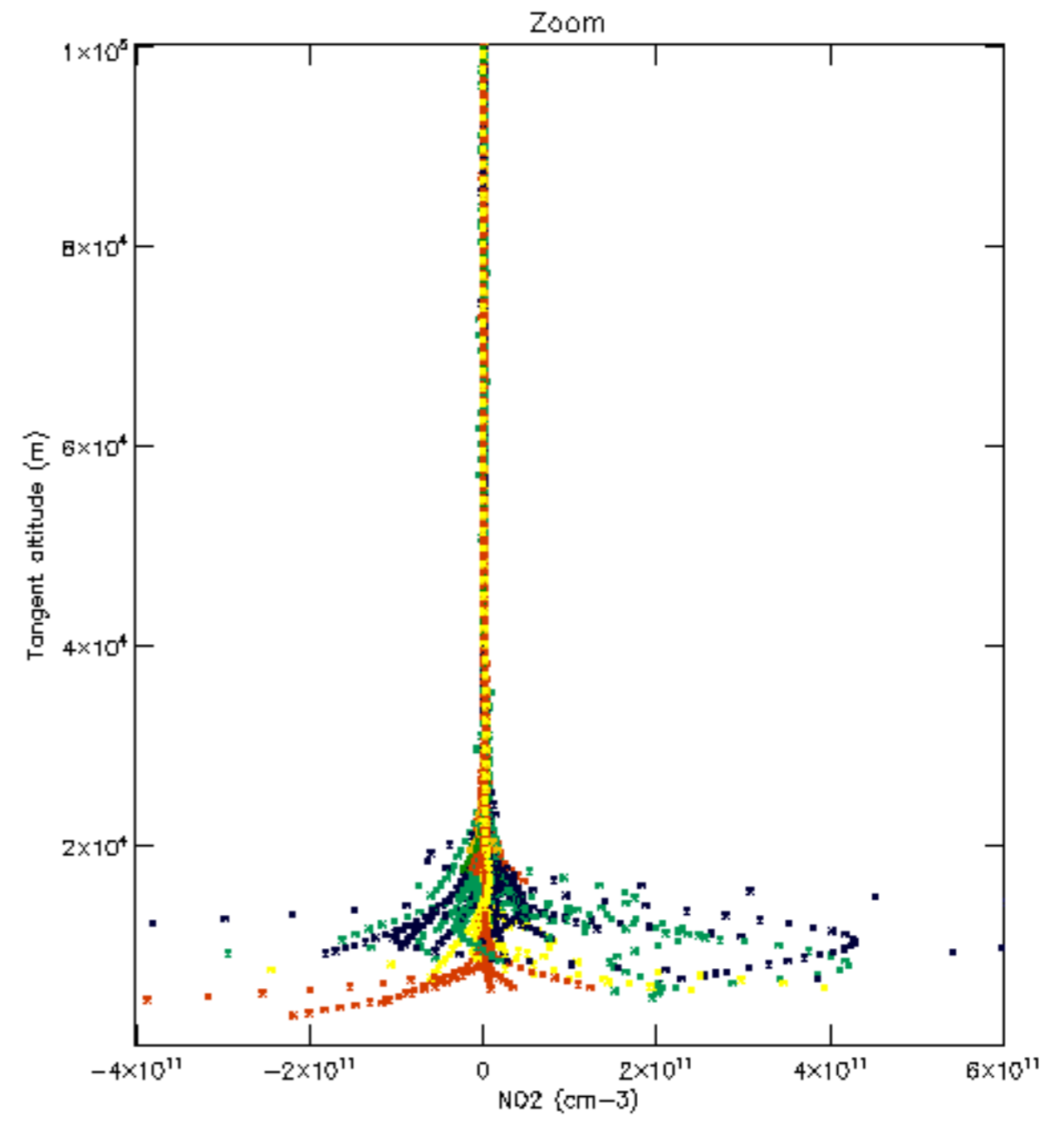
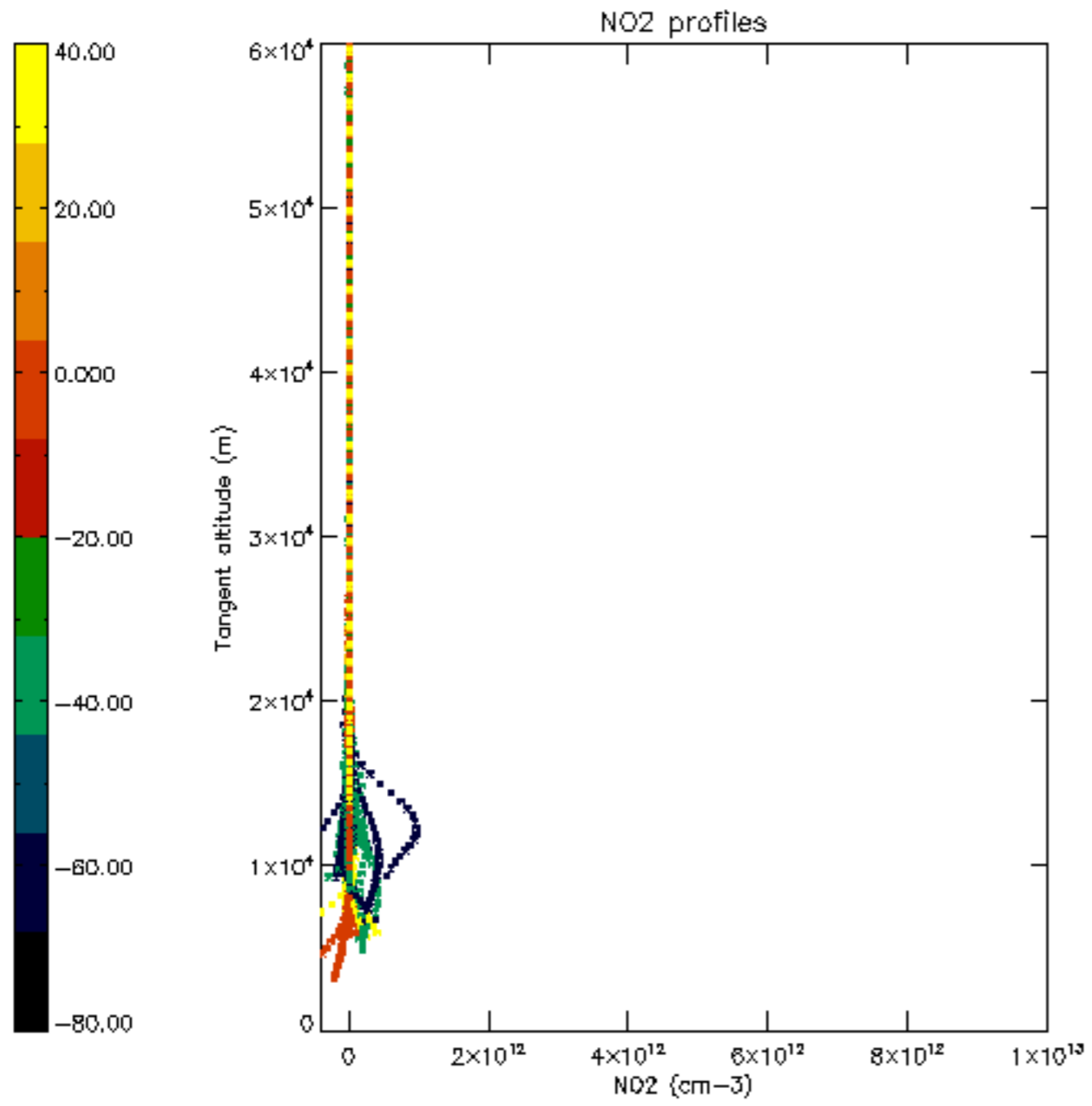


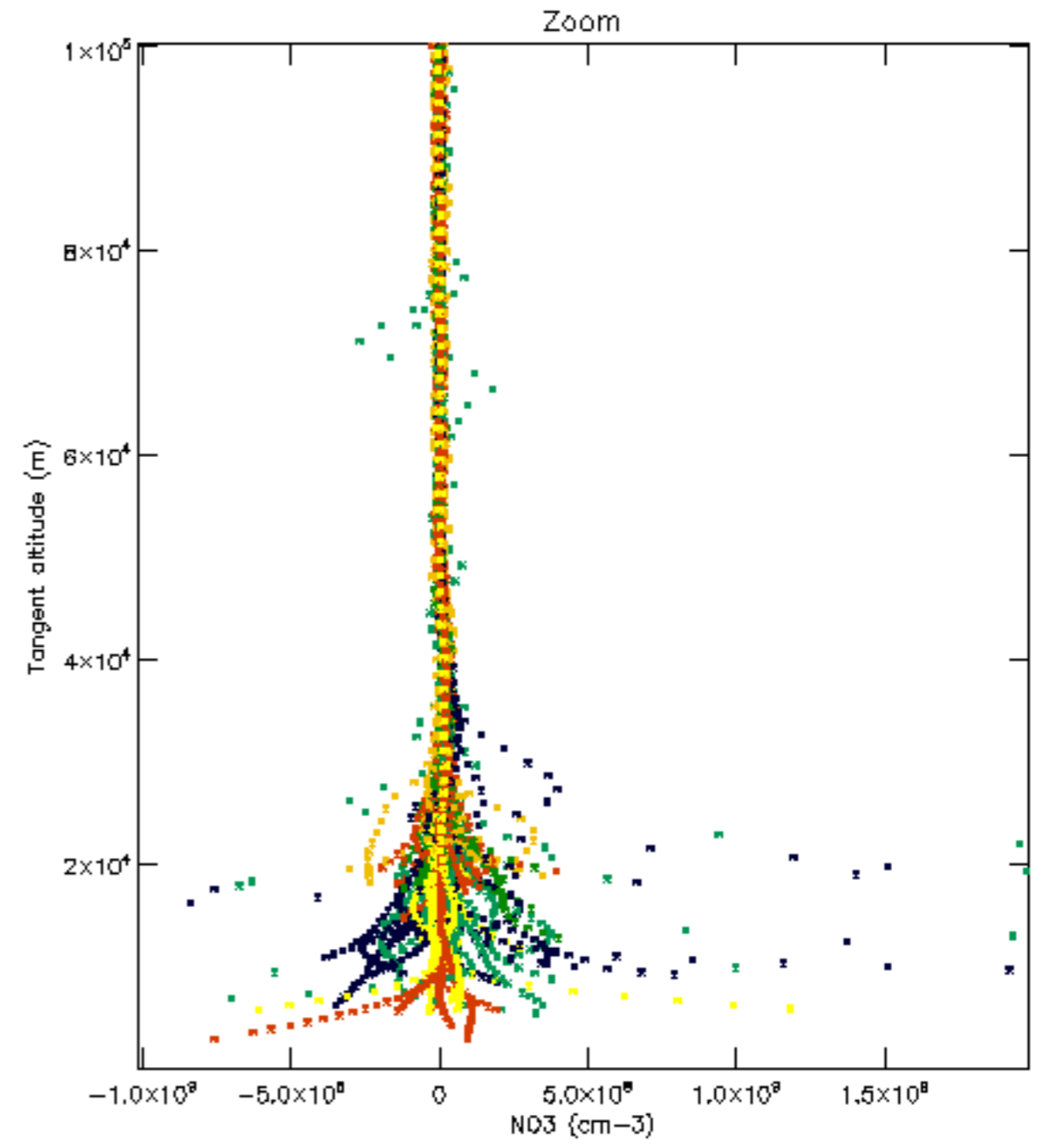
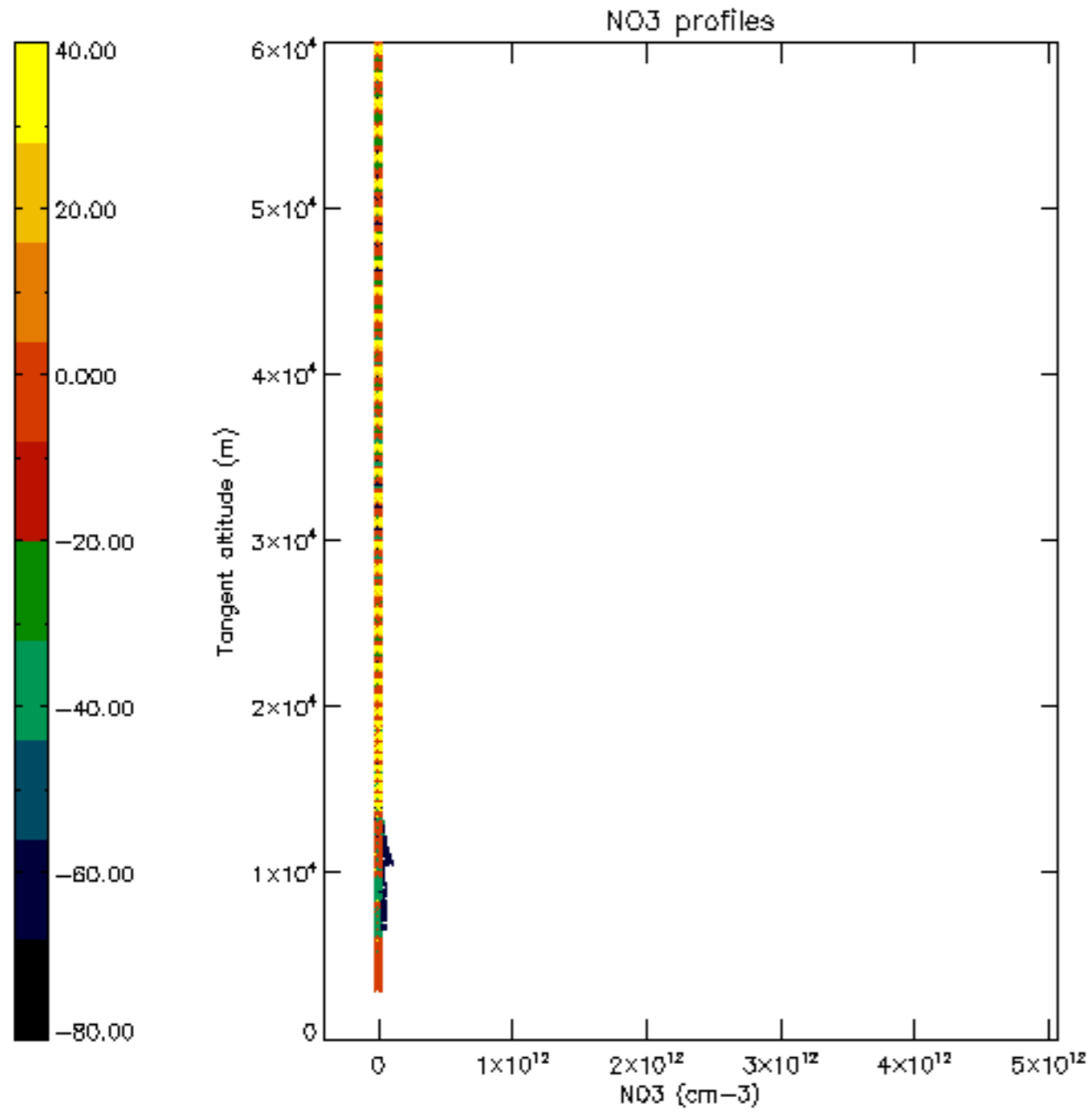


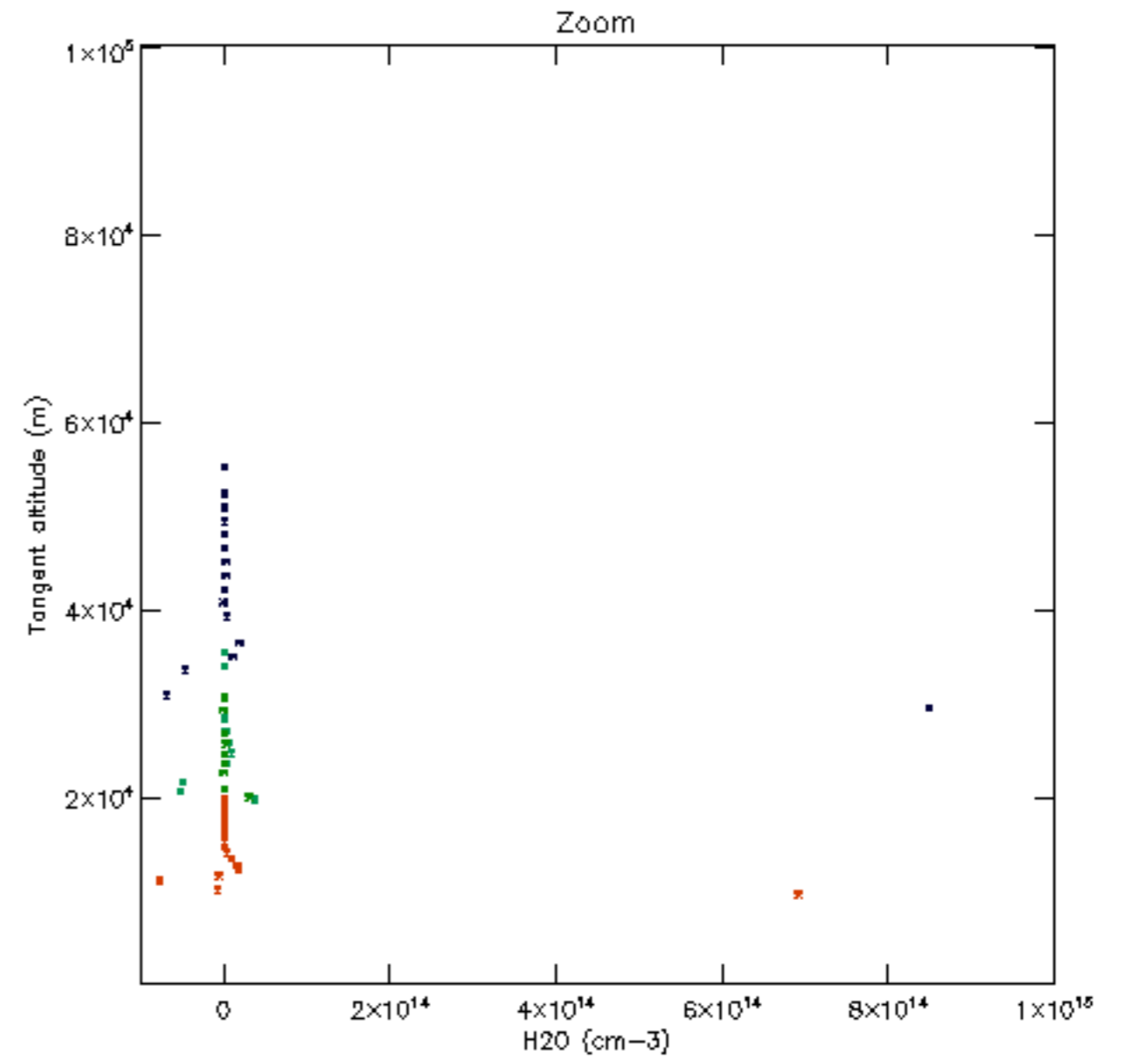
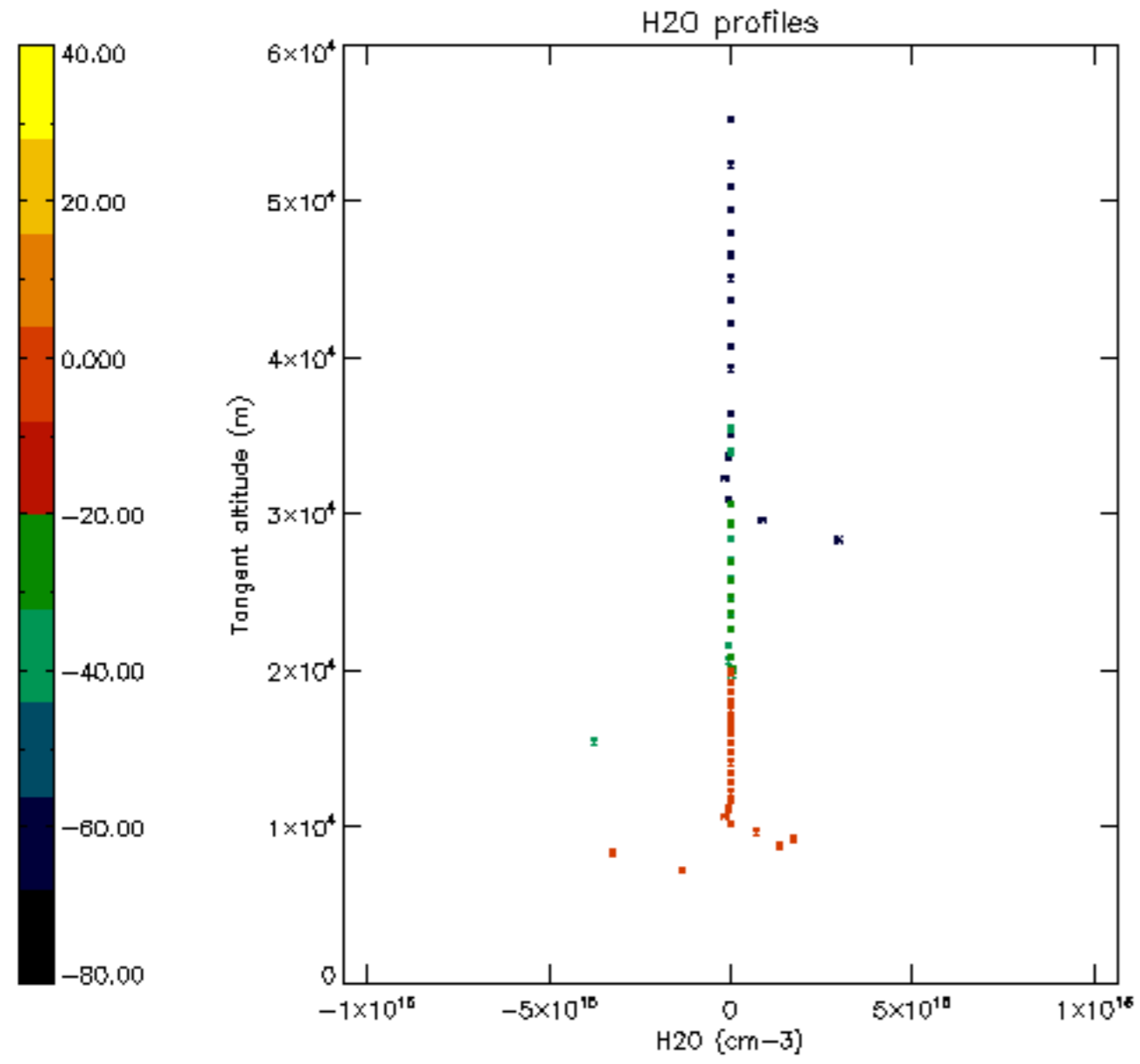


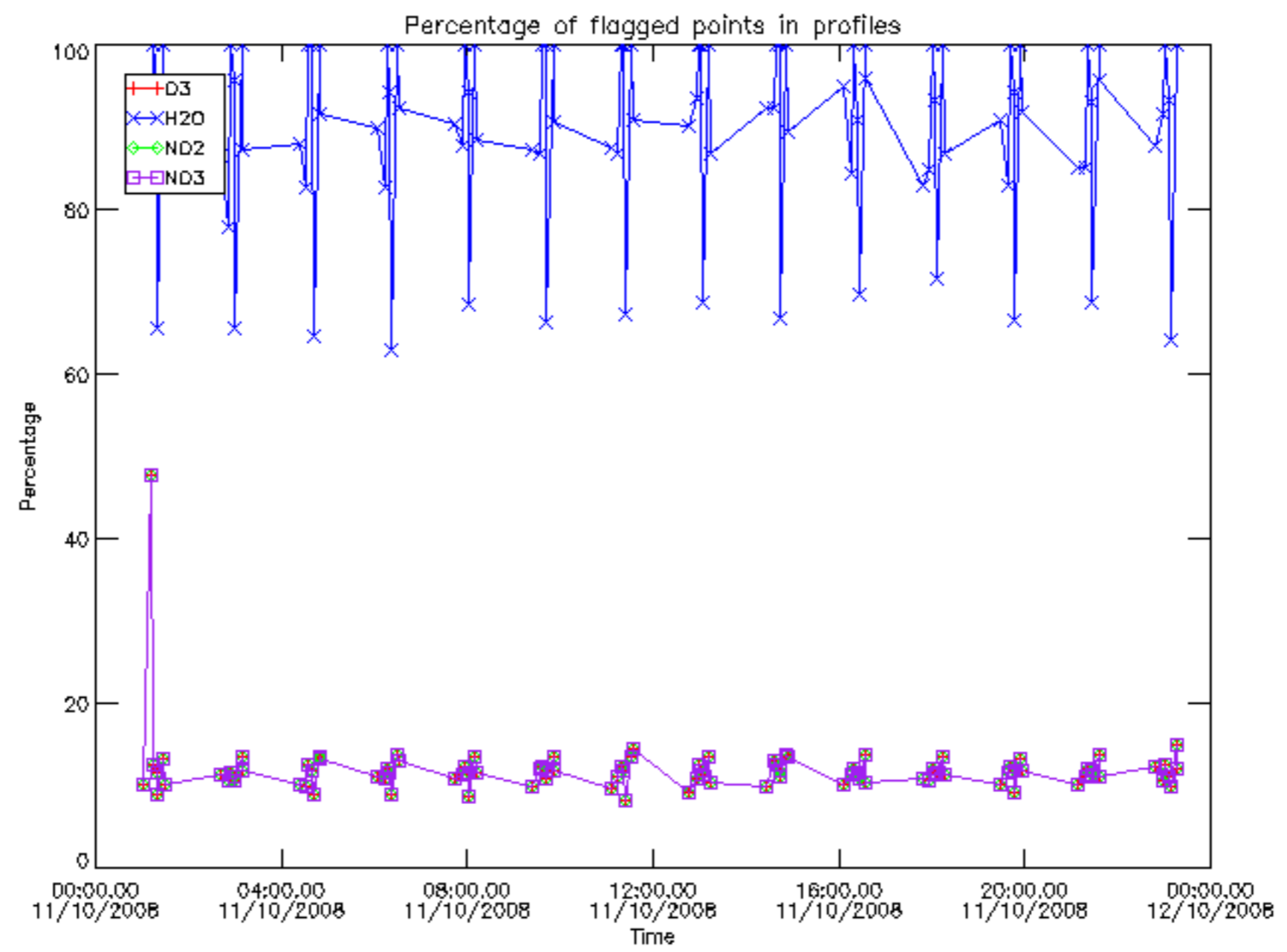




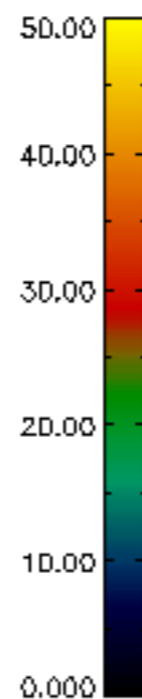
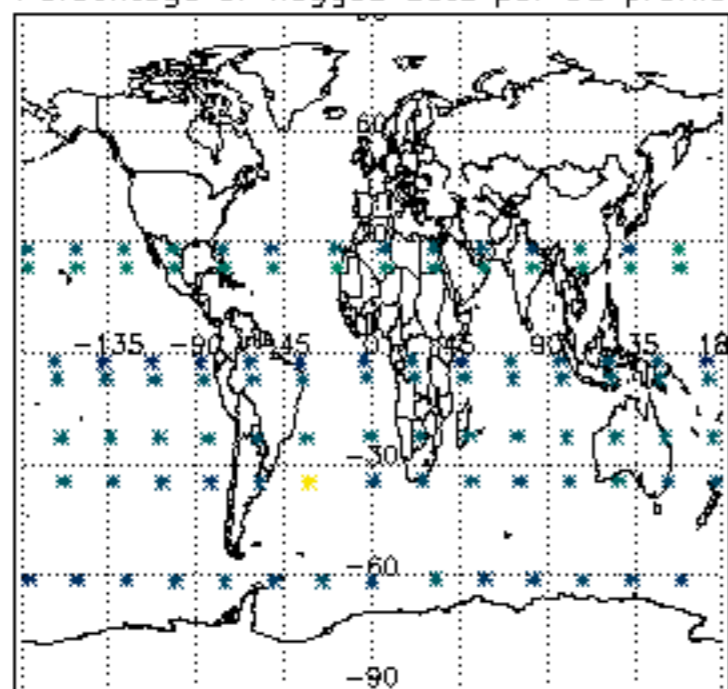




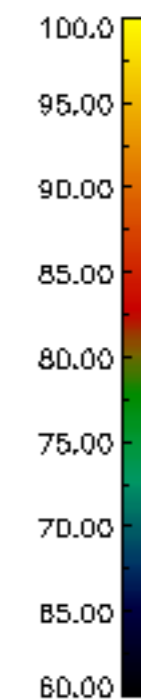
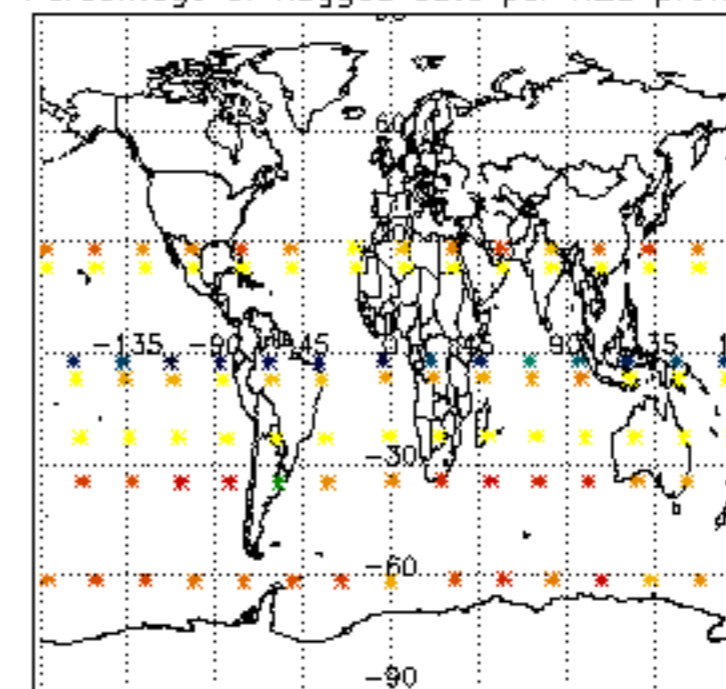




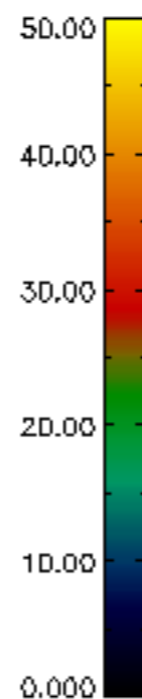
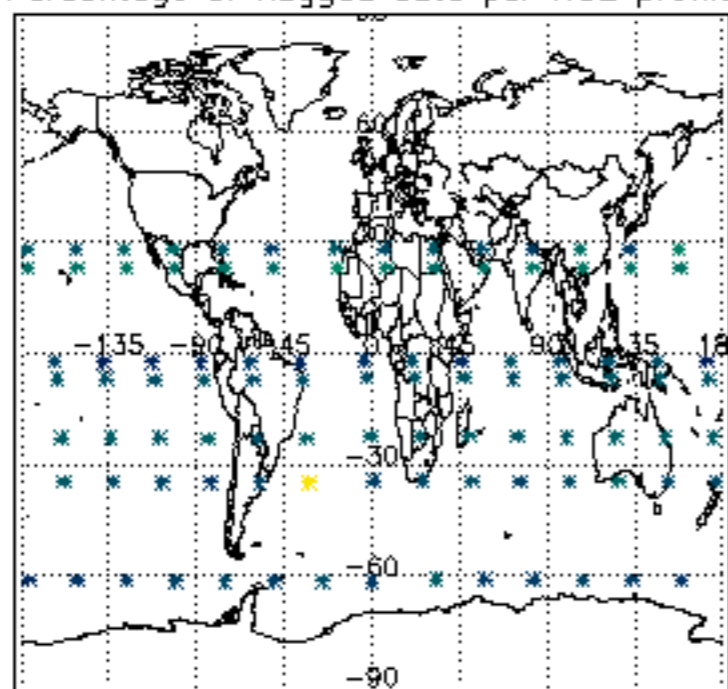
Percentage of flagged data per D3 profile



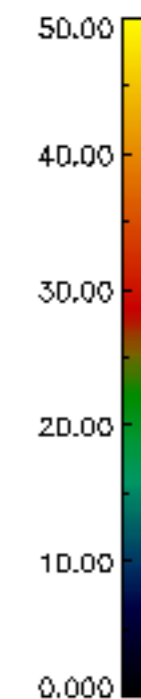
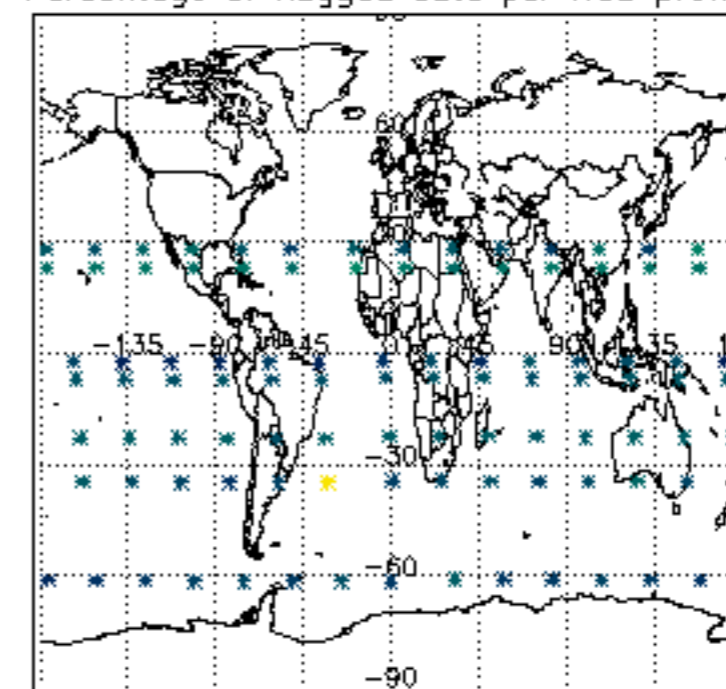
Percentage of flagged data per H2O profile

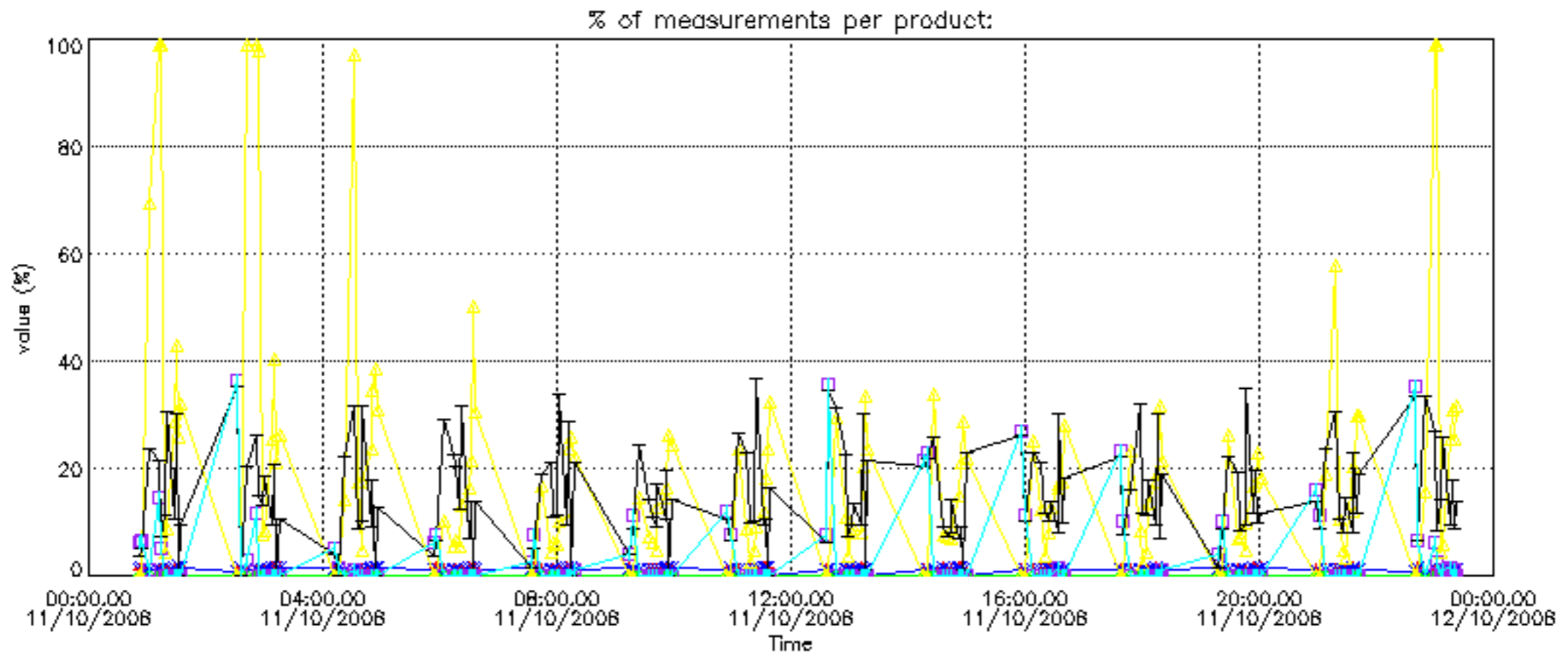
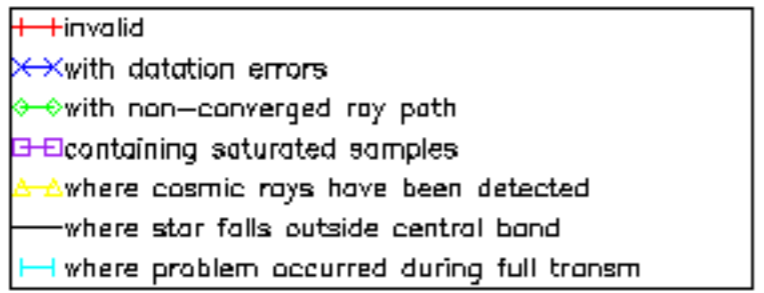


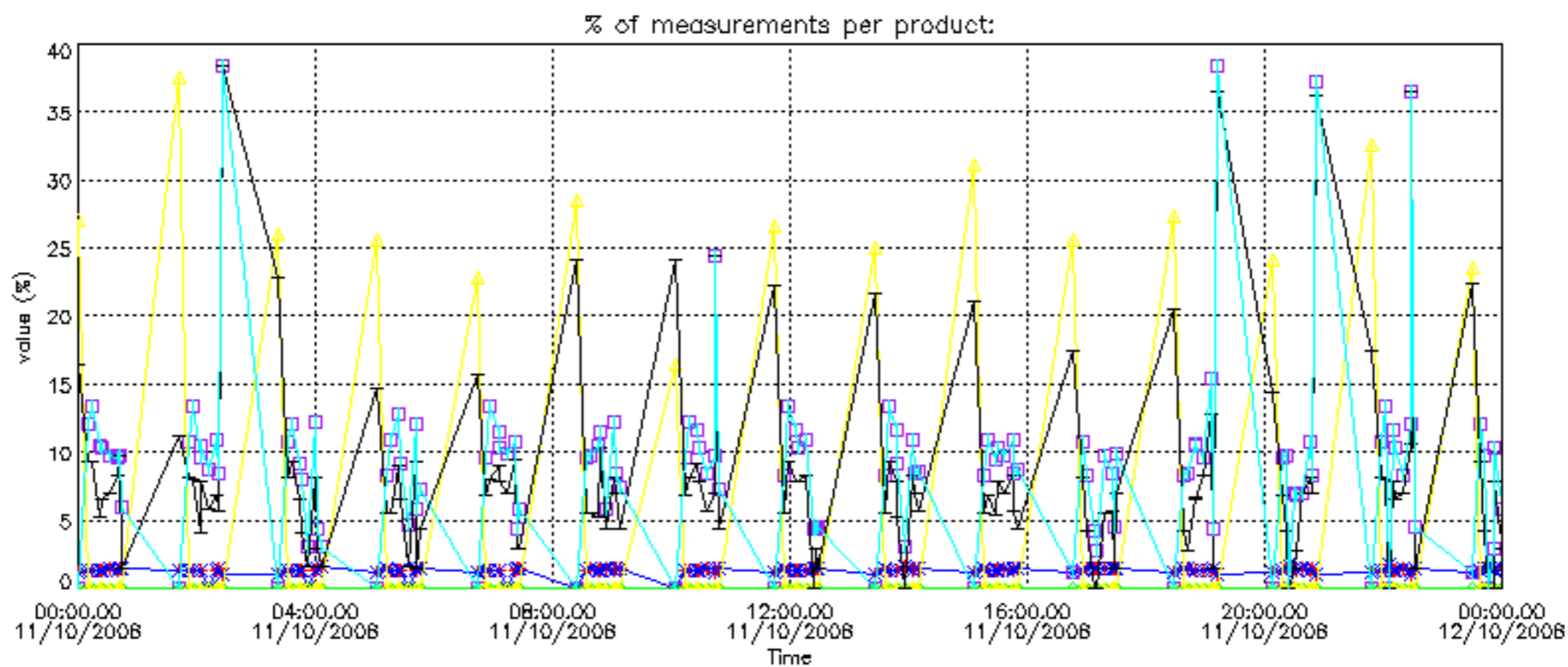
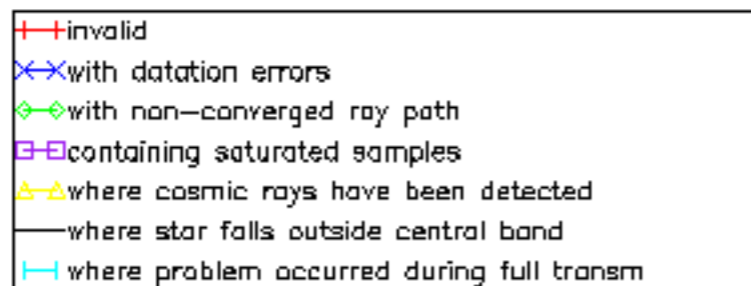
Percentage of flagged data per NO2 profile



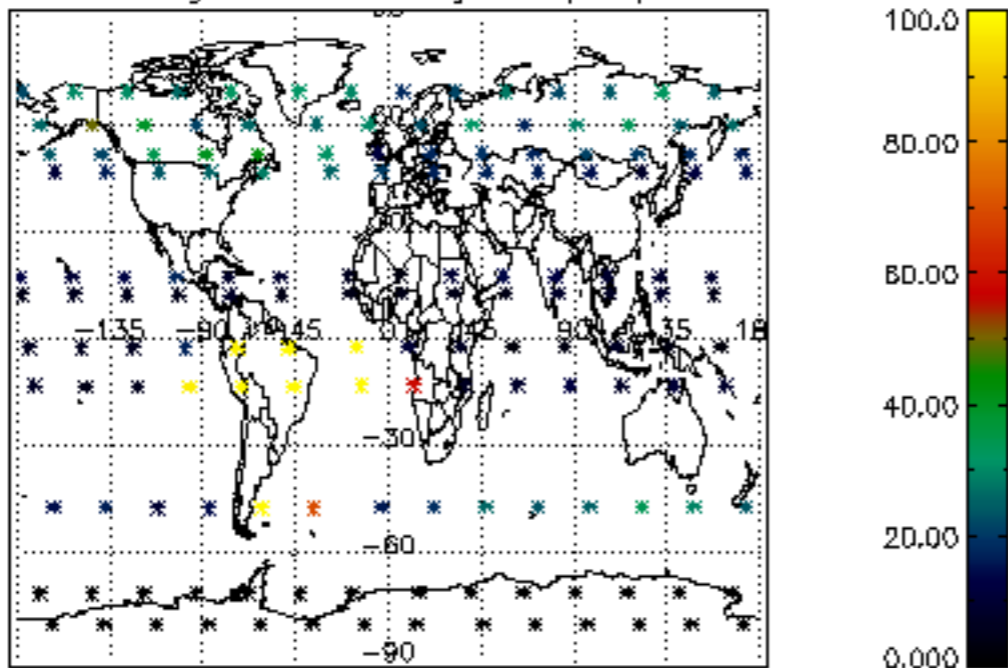
Percentage of flagged data per NO3 profile



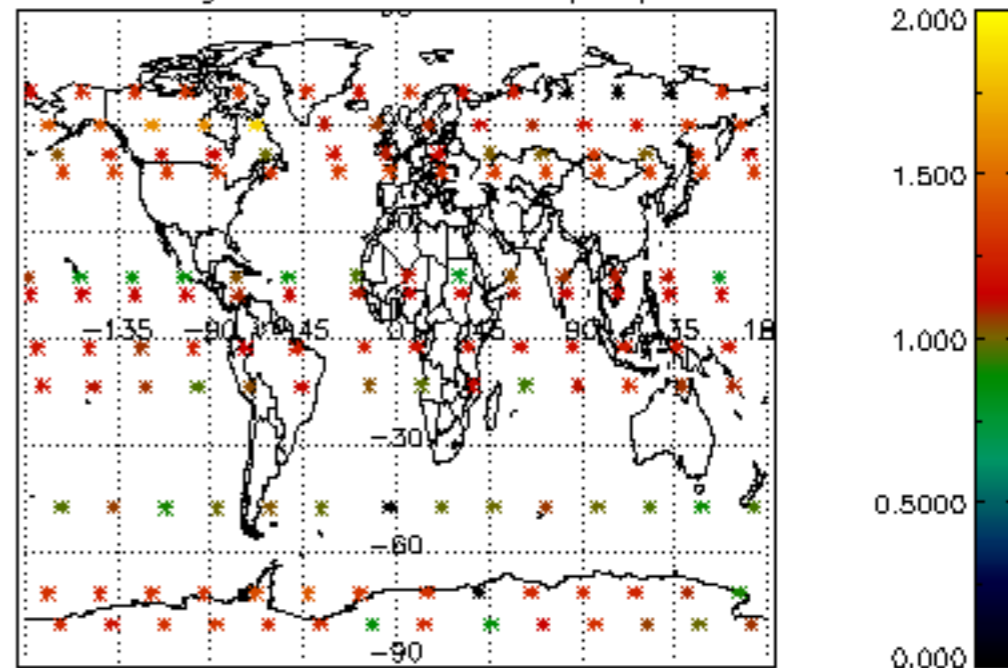




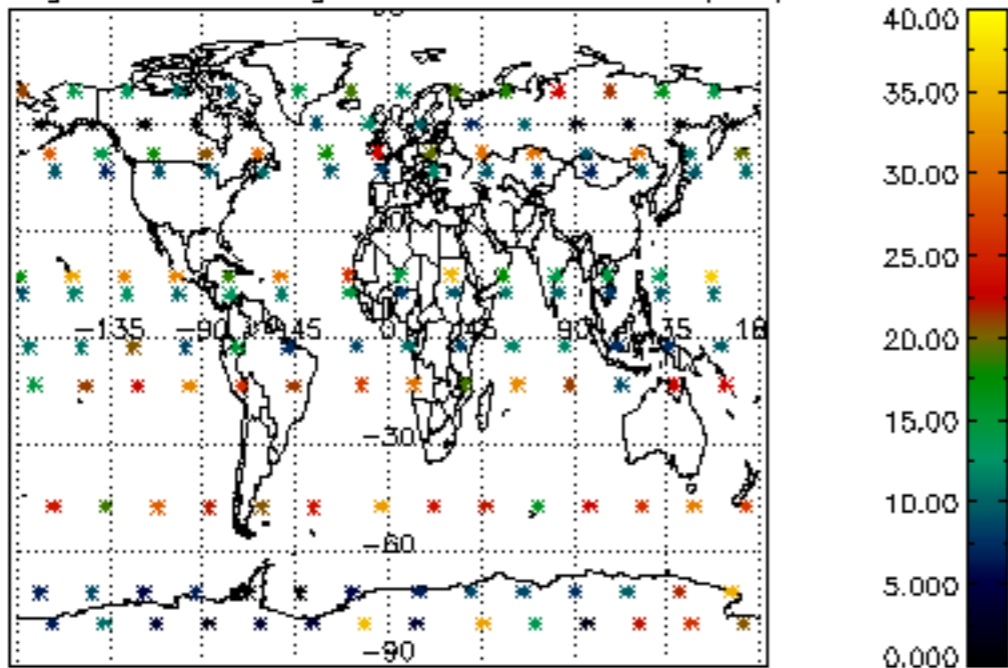
Percentage of cosmic ray hits per profile



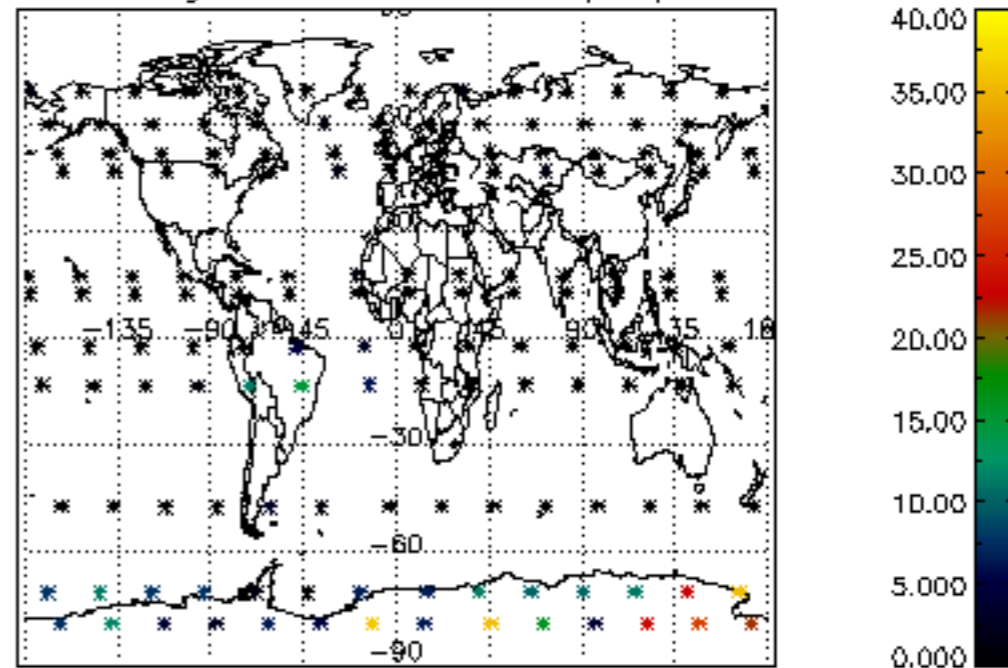
Percentage of datation errors per profile



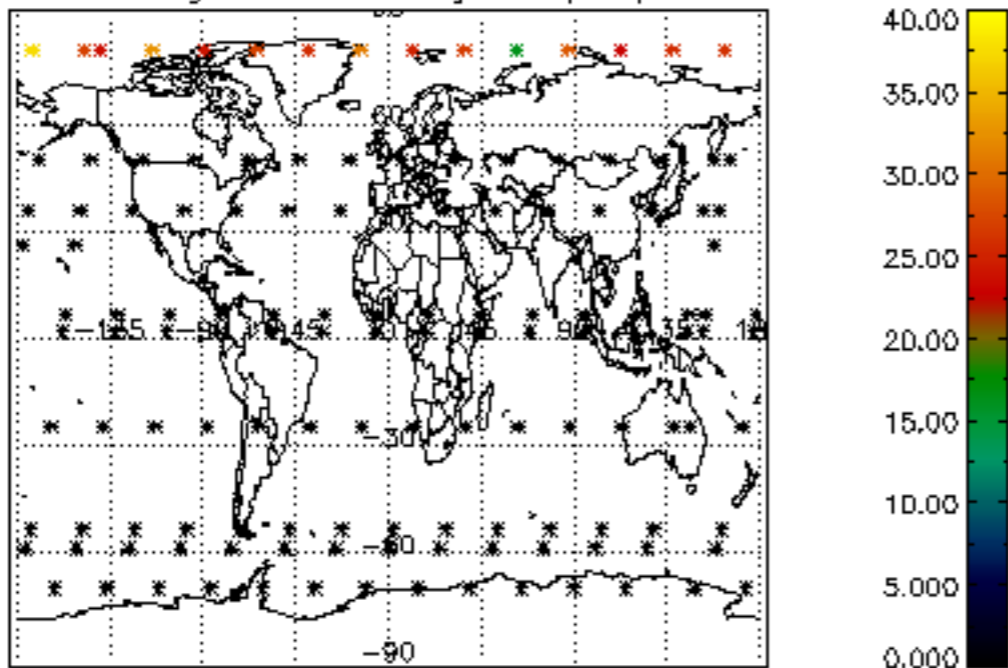
Percentage of star falling outside central band per profile



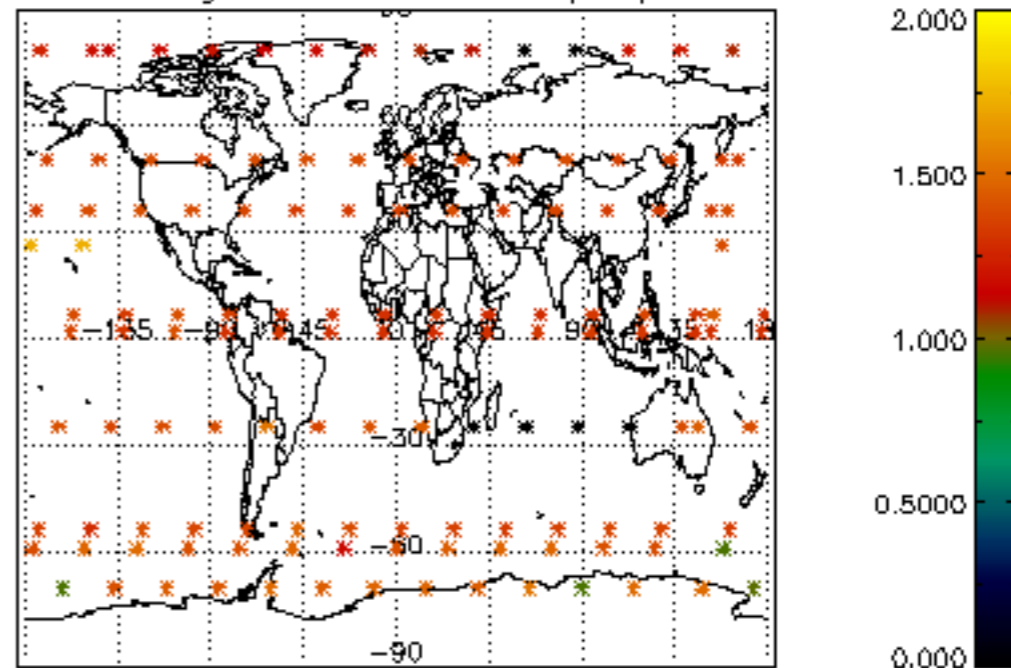
Percentage of saturation errors per profile



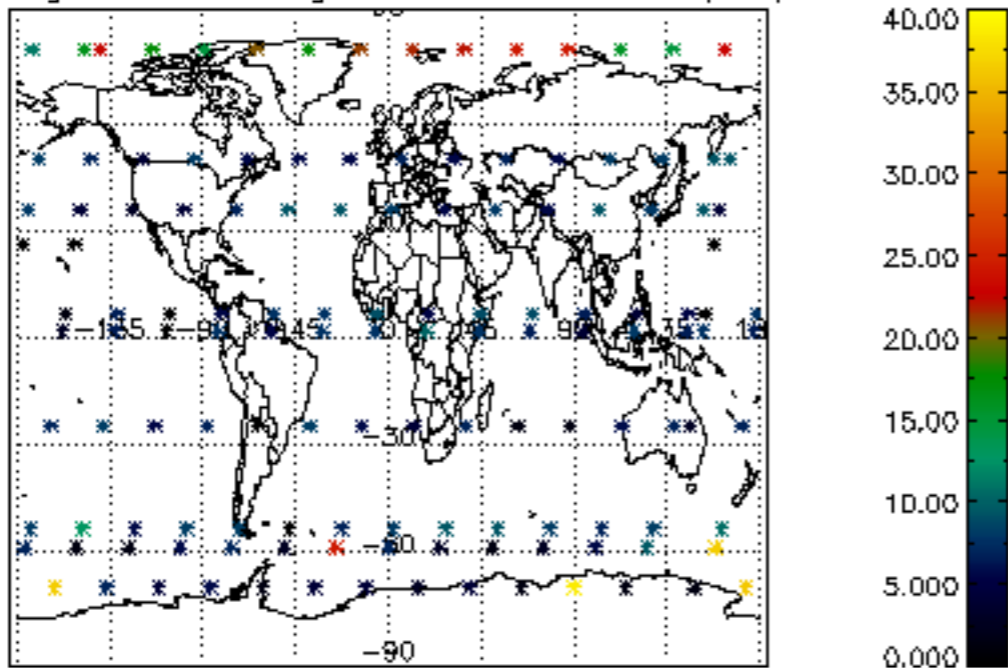
Percentage of cosmic ray hits per profile



Percentage of datation errors per profile



Percentage of star falling outside central band per profile



Percentage of saturation errors per profile

