

# GOMOS Level 2 Daily Report

## SUMMARY

### [1. General Info](#)

### [2. Summary of processed GOM\\_NL\\_2P products](#)

### [3. Level 2 Quality information per product](#)

#### [3.1 Plot of level 2 quality information per product \(time dependant\)](#)

#### [3.2 Plot of level 2 quality information per product \(world map\)](#)

### [4. Level 1 Quality information per product \(stored on level 2 products\)](#)

#### [4.1 Plot of level 1 quality information per product \(time dependant\)](#)

##### [4.1.1 Plot of level 1 quality information per product \(time dependant\): ASCENDING](#)

##### [4.1.2 Plot of level 1 quality information per product \(time dependant\): DESCENDING](#)

#### [4.2 Plot of level 1 quality information per product \(world map\)](#)

##### [4.2.1 Plot of level 1 quality information per product \(world map\): ASCENDING](#)

##### [4.2.2 Plot of level 1 quality information per product \(world map\): DESCENDING](#)

### [5. Ozone profiles based on quality statistics and other trace gas profiles](#)

#### [5.1 Ozone statistics based on quality of products](#)

#### [5.2 Plot ozone profiles for all STD \(dark without errors\)](#)

#### [5.3 Plot ozone profiles where STD < 20% \(dark without errors\)](#)

#### [5.4. Plot ozone profiles where STD < 10% \(dark without errors\)](#)

#### [5.5. Plot ozone profiles where STD < 5% \(dark without errors\)](#)

#### [5.6 Plot NO2 profiles for all STD \(dark without errors\)](#)

#### [5.7 Plot NO3 profiles for all STD \(dark without errors\)](#)

#### [5.8 Plot H2O profiles \(only for occultations of stars 1,2,3,4,13,14,16,26,63 dark without errors\) for all STD](#)

### [6. Auxiliary Data Files used for the production reported in section 2](#)

This report presents the daily analysis on parameters extracted from GOMOS level 2 data (GOM\_NL\_\_2P). It is intended to monitor some important parameters that will impact the quality of these products. A list of level 2 products (and content) that have arrived during the reporting day to the PCF is also given.

Item	Value
Time of report generation	25APR2013 20:49:21
Data source version	GOMOS/6.01
Start time of products	10-10-2008 (10OCT2008 00:00:00)
Stop time of products	11-10-2008 (11OCT2008 00:00:00)
Store outputs in DB	Yes
Nb of level 2 prods	272
Nb of prods with errors	0

## 2. Summary of processed GOM\_NL\_\_2P products.

Nr	Filename	UTC Start time	Limb	Duration	Star Id	Star Name	Star Mag	Star Temp	Nb Meas	Orbit	Prod. error
1	GOM_NL__2PRFIN20081010_000203_000000422072_00445_34567_2984.N1	10-OCT-2008 00:02:03	Dark	41.500	65	Lam Vel	2.2040	4400.0	83	34567	No
2	GOM_NL__2PRFIN20081010_000501_000000412072_00445_34567_2985.N1	10-OCT-2008 00:05:01	Dark	41.000	34	Gam2Vel	1.7930	23000.	82	34567	No
3	GOM_NL__2PRFIN20081010_000650_000000492072_00446_34568_2976.N1	10-OCT-2008 00:06:50	Dark	49.000	41	Eps Car	1.8600	4100.0	98	34568	No
4	GOM_NL__2PRFIN20081010_000909_000000452072_00446_34568_2977.N1	10-OCT-2008 00:09:09	Dark	45.000	161	Tau Pup	2.9310	4500.0	90	34568	No
5	GOM_NL__2PRFIN20081010_001032_000000592072_00446_34568_2978.N1	10-OCT-2008 00:10:32	Dark	59.000	2	Alp Car	-0.73600	7000.0	118	34568	No
6	GOM_NL__2PRFIN20081010_001857_000000382072_00446_34568_2979.N1	10-OCT-2008 00:18:57	Dark	38.000	143	Alp Hyi	2.8570	7200.0	76	34568	No
7	GOM_NL__2PRFIN20081010_002024_000000392072_00446_34568_2980.N1	10-OCT-2008 00:20:24	Dark	38.500	9	Alp Eri	0.45300	24000.	77	34568	No
8	GOM_NL__2PRFIN20081010_002240_000000472072_00446_34568_2981.N1	10-OCT-2008 00:22:40	Straylight	46.500	157	The1Eri	2.9060	9300.0	93	34568	No
9	GOM_NL__2PRFIN20081010_003214_000000452072_00446_34568_2982.N1	10-OCT-2008 00:32:14	Straylight	44.500	52	16Bet Cet	2.0370	4500.0	89	34568	No
10	GOM_NL__2PRFIN20081010_004205_000000362072_00446_34568_2983.N1	10-OCT-2008 00:42:05	Bright	36.000	140	88Gam Peg	2.8340	26000.	72	34568	No
11	GOM_NL__2PRFIN20081010_004607_000000372072_00446_34568_2984.N1	10-OCT-2008 00:46:07	Bright	37.000	58	21Alp And	2.0730	11000.	74	34568	No
12	GOM_NL__2PRFIN20081010_004903_000000422072_00446_34568_2985.N1	10-OCT-2008 00:49:03	Bright	42.000	53	43Bet And	2.0480	3300.0	84	34568	No
13	GOM_NL__2PRFIN20081010_005421_000000382072_00446_34568_2986.N1	10-OCT-2008 00:54:21	Bright	38.000	68	18Alp Cas	2.2250	4500.0	76	34568	No
14	GOM_NL__2PRFIN20081010_005545_000000392072_00446_34568_2987.N1	10-OCT-2008 00:55:45	Bright	38.500	76	27Gam Cas	2.3000	30000.	77	34568	No
15	GOM_NL__2PRFIN20081010_010305_000000342072_00446_34568_2988.N1	10-OCT-2008 01:03:05	Bright	34.000	49	1Alp UMi	1.9900	6300.0	68	34568	No
16	GOM_NL__2PRFIN20081010_011114_000000372072_00446_34568_2989.N1	10-OCT-2008 01:11:14	Bright	37.000	36	50Alp UMa	1.8000	6300.0	74	34568	No
17	GOM_NL__2PRFIN20081010_011246_000000352072_00446_34568_2990.N1	10-OCT-2008 01:12:46	Bright	35.000	82	48Bet UMa	2.3650	10600.	70	34568	No
18	GOM_NL__2PRFIN20081010_011606_000000342072_00446_34568_2991.N1	10-OCT-2008 01:16:06	Bright	33.500	174	52Psi UMa	3.0040	4400.0	67	34568	No
19	GOM_NL__2PRFIN20081010_012253_000000392072_00446_34568_2992.N1	10-OCT-2008 01:22:53	Bright	38.500	166	17Eps Leo	2.9800	6000.0	77	34568	No
20	GOM_NL__2PRFIN20081010_012603_000000382072_00446_34568_2993.N1	10-OCT-2008 01:26:03	Bright	37.500	22	32Alp Leo	1.3600	15200.	75	34568	No
21	GOM_NL__2PRFIN20081010_013302_000000532072_00446_34568_2994.N1	10-OCT-2008 01:33:02	Twilight	52.500	48	30Alp Hya	1.9770	4100.0	105	34568	No
22	GOM_NL__2PRFIN20081010_014240_000000552072_00446_34568_2995.N1	10-OCT-2008 01:42:40	Dark	55.000	65	Lam Vel	2.2040	4400.0	110	34568	No
23	GOM_NL__2PRFIN20081010_014538_000000422072_00446_34568_2996.N1	10-OCT-2008 01:45:38	Dark	42.000	34	Gam2Vel	1.7930	23000.	84	34568	No
24	GOM_NL__2PRFIN20081010_014726_000000492072_00447_34569_3003.N1	10-OCT-2008 01:47:26	Dark	48.500	41	Eps Car	1.8600	4100.0	97	34569	No
25	GOM_NL__2PRFIN20081010_014945_000000452072_00447_34569_3004.N1	10-OCT-2008 01:49:45	Dark	45.000	161	Tau Pup	2.9310	4500.0	90	34569	No
26	GOM_NL__2PRFIN20081010_015108_000000482072_00447_34569_3005.N1	10-OCT-2008 01:51:08	Dark	48.000	2	Alp Car	-0.73600	7000.0	96	34569	No
27	GOM_NL__2PRFIN20081010_015933_000000372072_00447_34569_3006.N1	10-OCT-2008 01:59:33	Dark	37.000	143	Alp Hyi	2.8570	7200.0	74	34569	No
28	GOM_NL__2PRFIN20081010_020101_000000492072_00447_34569_3007.N1	10-OCT-2008 02:01:01	Dark	48.500	9	Alp Eri	0.45300	24000.	97	34569	No
29	GOM_NL__2PRFIN20081010_020316_000000462072_00447_34569_3008.N1	10-OCT-2008 02:03:16	Straylight	45.500	157	The1Eri	2.9060	9300.0	91	34569	No
30	GOM_NL__2PRFIN20081010_021250_000000442072_00447_34569_3009.N1	10-OCT-2008 02:12:50	Straylight	43.500	52	16Bet Cet	2.0370	4500.0	87	34569	No
31	GOM_NL__2PRFIN20081010_022241_000000372072_00447_34569_3010.N1	10-OCT-2008 02:22:41	Bright	36.500	140	88Gam Peg	2.8340	26000.	73	34569	No
32	GOM_NL__2PRFIN20081010_022642_000000372072_00447_34569_3011.N1	10-OCT-2008 02:26:42	Bright	37.000	58	21Alp And	2.0730	11000.	74	34569	No
33	GOM_NL__2PRFIN20081010_022938_000000572072_00447_34569_3012.N1	10-OCT-2008 02:29:38	Bright	56.500	53	43Bet And	2.0480	3300.0	113	34569	No
34	GOM_NL__2PRFIN20081010_023457_000000382072_00447_34569_3013.N1	10-OCT-2008 02:34:57	Bright	37.500	68	18Alp Cas	2.2250	4500.0	75	34569	No
35	GOM_NL__2PRFIN20081010_023621_000000372072_00447_34569_3014.N1	10-OCT-2008 02:36:21	Bright	37.000	76	27Gam Cas	2.3000	30000.	74	34569	No
36	GOM_NL__2PRFIN20081010_024340_000000362072_00447_34569_3015.N1	10-OCT-2008 02:43:40	Bright	35.500	49	1Alp UMi	1.9900	6300.0	71	34569	No
37	GOM_NL__2PRFIN20081010_025150_000000352072_00447_34569_3016.N1	10-OCT-2008 02:51:50	Bright	34.500	36	50Alp UMa	1.8000	6300.0	69	34569	No
38	GOM_NL__2PRFIN20081010_025322_000000342072_00447_34569_3017.N1	10-OCT-2008 02:53:22	Bright	34.000	82	48Bet UMa	2.3650	10600.	68	34569	No
39	GOM_NL__2PRFIN20081010_025642_000000352072_00447_34569_3018.N1	10-OCT-2008 02:56:42	Bright	35.000	174	52Psi UMa	3.0040	4400.0	70	34569	No
40	GOM_NL__2PRFIN20081010_030329_000000552072_00447_34569_3019.N1	10-OCT-2008 03:03:29	Bright	54.500	166	17Eps Leo	2.9800	6000.0	109	34569	No
41	GOM_NL__2PRFIN20081010_030640_000000372072_00447_34569_3020.N1	10-OCT-2008 03:06:40	Bright	37.000	22	32Alp Leo	1.3600	15200.	74	34569	No
42	GOM_NL__2PRFIN20081010_031339_000000482072_00447_34569_3021.N1	10-OCT-2008 03:13:39	Twilight	47.500	48	30Alp Hya	1.9770	4100.0	95	34569	No

43	GOM_NL__2PRFIN20081010_032316_000000452072_00447_34569_3022.N1	10-OCT-2008 03:23:16	Dark	44.500	65	Lam Vel	2.2040	4400.0	89	34569	No
44	GOM_NL__2PRFIN20081010_032615_000000422072_00447_34569_3023.N1	10-OCT-2008 03:26:15	Dark	41.500	34	Gam2Vel	1.7930	23000.	83	34569	No
45	GOM_NL__2PRFIN20081010_032803_000000492072_00448_34570_3016.N1	10-OCT-2008 03:28:03	Dark	49.000	41	Eps Car	1.8600	4100.0	98	34570	No
46	GOM_NL__2PRFIN20081010_033022_000000432072_00448_34570_3017.N1	10-OCT-2008 03:30:22	Dark	43.000	161	Tau Pup	2.9310	4500.0	86	34570	No
47	GOM_NL__2PRFIN20081010_033145_000000492072_00448_34570_3018.N1	10-OCT-2008 03:31:45	Dark	48.500	2	Alp Car	-0.73600	7000.0	97	34570	No
48	GOM_NL__2PRFIN20081010_034010_000000382072_00448_34570_3019.N1	10-OCT-2008 03:40:10	Dark	37.500	143	Alp Hyi	2.8570	7200.0	75	34570	No
49	GOM_NL__2PRFIN20081010_034137_000000492072_00448_34570_3020.N1	10-OCT-2008 03:41:37	Dark	48.500	9	Alp Eri	0.45300	24000.	97	34570	No
50	GOM_NL__2PRFIN20081010_034353_000000472072_00448_34570_3021.N1	10-OCT-2008 03:43:53	Straylight	46.500	157	The1Eri	2.9060	9300.0	93	34570	No
51	GOM_NL__2PRFIN20081010_035326_000000442072_00448_34570_3022.N1	10-OCT-2008 03:53:26	Straylight	44.000	52	16Bet Cet	2.0370	4500.0	88	34570	No
52	GOM_NL__2PRFIN20081010_040317_000000382072_00448_34570_3023.N1	10-OCT-2008 04:03:17	Bright	38.000	140	88Gam Peg	2.8340	26000.	76	34570	No
53	GOM_NL__2PRFIN20081010_040718_000000382072_00448_34570_3024.N1	10-OCT-2008 04:07:18	Bright	38.000	58	21Alp And	2.0730	11000.	76	34570	No
54	GOM_NL__2PRFIN20081010_041014_000000612072_00448_34570_3025.N1	10-OCT-2008 04:10:14	Bright	61.000	53	43Bet And	2.0480	3300.0	122	34570	No
55	GOM_NL__2PRFIN20081010_041533_000000392072_00448_34570_3026.N1	10-OCT-2008 04:15:33	Bright	39.000	68	18Alp Cas	2.2250	4500.0	78	34570	No
56	GOM_NL__2PRFIN20081010_041656_000000392072_00448_34570_3027.N1	10-OCT-2008 04:16:56	Bright	38.500	76	27Gam Cas	2.3000	30000.	77	34570	No
57	GOM_NL__2PRFIN20081010_042417_000000342072_00448_34570_3028.N1	10-OCT-2008 04:24:17	Bright	34.000	49	1Alp UMi	1.9900	6300.0	68	34570	No
58	GOM_NL__2PRFIN20081010_043227_000000372072_00448_34570_3029.N1	10-OCT-2008 04:32:27	Bright	37.000	36	50Alp UMa	1.8000	6300.0	74	34570	No
59	GOM_NL__2PRFIN20081010_043359_000000362072_00448_34570_3030.N1	10-OCT-2008 04:33:59	Bright	35.500	82	48Bet UMa	2.3650	10600.	71	34570	No
60	GOM_NL__2PRFIN20081010_043718_000000352072_00448_34570_3031.N1	10-OCT-2008 04:37:18	Bright	34.500	174	52Psi UMa	3.0040	4400.0	69	34570	No
61	GOM_NL__2PRFIN20081010_044406_000000382072_00448_34570_3032.N1	10-OCT-2008 04:44:06	Bright	37.500	166	17Eps Leo	2.9800	6000.0	75	34570	No
62	GOM_NL__2PRFIN20081010_044716_000000352072_00448_34570_3033.N1	10-OCT-2008 04:47:16	Bright	35.000	22	32Alp Leo	1.3600	15200.	70	34570	No
63	GOM_NL__2PRFIN20081010_045415_000000482072_00448_34570_3034.N1	10-OCT-2008 04:54:15	Twilight	47.500	48	30Alp Hya	1.9770	4100.0	95	34570	No
64	GOM_NL__2PRFIN20081010_050353_000000462072_00448_34570_3035.N1	10-OCT-2008 05:03:53	Dark	46.000	65	Lam Vel	2.2040	4400.0	92	34570	No
65	GOM_NL__2PRFIN20081010_050651_000000412072_00448_34570_3036.N1	10-OCT-2008 05:06:51	Dark	41.000	34	Gam2Vel	1.7930	23000.	82	34570	No
66	GOM_NL__2PRFIN20081010_050839_000000512072_00449_34571_3029.N1	10-OCT-2008 05:08:39	Dark	51.000	41	Eps Car	1.8600	4100.0	102	34571	No
67	GOM_NL__2PRFIN20081010_051059_000000442072_00449_34571_3030.N1	10-OCT-2008 05:10:59	Dark	43.500	161	Tau Pup	2.9310	4500.0	87	34571	No
68	GOM_NL__2PRFIN20081010_051222_000000602072_00449_34571_3031.N1	10-OCT-2008 05:12:22	Dark	59.500	2	Alp Car	-0.73600	7000.0	119	34571	No
69	GOM_NL__2PRFIN20081010_052046_000000392072_00449_34571_3032.N1	10-OCT-2008 05:20:46	Dark	38.500	143	Alp Hyi	2.8570	7200.0	77	34571	No
70	GOM_NL__2PRFIN20081010_052213_000000472072_00449_34571_3033.N1	10-OCT-2008 05:22:13	Dark	47.000	9	Alp Eri	0.45300	24000.	94	34571	No
71	GOM_NL__2PRFIN20081010_052429_000000452072_00449_34571_3034.N1	10-OCT-2008 05:24:29	Straylight	44.500	157	The1Eri	2.9060	9300.0	89	34571	No
72	GOM_NL__2PRFIN20081010_053402_000000462072_00449_34571_3035.N1	10-OCT-2008 05:34:02	Straylight	45.500	52	16Bet Cet	2.0370	4500.0	91	34571	No
73	GOM_NL__2PRFIN20081010_054353_000000372072_00449_34571_3036.N1	10-OCT-2008 05:43:53	Bright	37.000	140	88Gam Peg	2.8340	26000.	74	34571	No
74	GOM_NL__2PRFIN20081010_054754_000000382072_00449_34571_3037.N1	10-OCT-2008 05:47:54	Bright	37.500	58	21Alp And	2.0730	11000.	75	34571	No
75	GOM_NL__2PRFIN20081010_055049_000000412072_00449_34571_3038.N1	10-OCT-2008 05:50:49	Bright	41.000	53	43Bet And	2.0480	3300.0	82	34571	No
76	GOM_NL__2PRFIN20081010_055608_000000392072_00449_34571_3039.N1	10-OCT-2008 05:56:08	Bright	39.000	68	18Alp Cas	2.2250	4500.0	78	34571	No
77	GOM_NL__2PRFIN20081010_055732_000000382072_00449_34571_3040.N1	10-OCT-2008 05:57:32	Bright	37.500	76	27Gam Cas	2.3000	30000.	75	34571	No
78	GOM_NL__2PRFIN20081010_060453_000000362072_00449_34571_3041.N1	10-OCT-2008 06:04:53	Bright	35.500	49	1Alp UMi	1.9900	6300.0	71	34571	No
79	GOM_NL__2PRFIN20081010_061303_000000382072_00449_34571_3042.N1	10-OCT-2008 06:13:03	Bright	38.000	36	50Alp UMa	1.8000	6300.0	76	34571	No
80	GOM_NL__2PRFIN20081010_061435_000000332072_00449_34571_3043.N1	10-OCT-2008 06:14:35	Bright	33.000	82	48Bet UMa	2.3650	10600.	66	34571	No
81	GOM_NL__2PRFIN20081010_061754_000000342072_00449_34571_3044.N1	10-OCT-2008 06:17:54	Bright	34.000	174	52Psi UMa	3.0040	4400.0	68	34571	No
82	GOM_NL__2PRFIN20081010_062442_000000392072_00449_34571_3045.N1	10-OCT-2008 06:24:42	Bright	38.500	166	17Eps Leo	2.9800	6000.0	77	34571	No
83	GOM_NL__2PRFIN20081010_062752_000000392072_00449_34571_3046.N1	10-OCT-2008 06:27:52	Bright	38.500	22	32Alp Leo	1.3600	15200.	77	34571	No
84	GOM_NL__2PRFIN20081010_063452_000000492072_00449_34571_3047.N1	10-OCT-2008 06:34:52	Twilight	48.500	48	30Alp Hya	1.9770	4100.0	97	34571	No
85	GOM_NL__2PRFIN20081010_064429_000000442072_00449_34571_3048.N1	10-OCT-2008 06:44:29	Dark	43.500	65	Lam Vel	2.2040	4400.0	87	34571	No
86	GOM_NL__2PRFIN20081010_064728_000000422072_00449_34571_3049.N1	10-OCT-2008 06:47:28	Dark	42.000	34	Gam2Vel	1.7930	23000.	84	34571	No
87	GOM_NL__2PRFIN20081010_064916_000000472072_00450_34572_3042.N1	10-OCT-2008 06:49:16	Dark	47.000	41	Eps Car	1.8600	4100.0	94	34572	No
88	GOM_NL__2PRFIN20081010_065136_000000452072_00450_34572_3043.N1	10-OCT-2008 06:51:36	Dark	44.500	161	Tau Pup	2.9310	4500.0	89	34572	No
89	GOM_NL__2PRFIN20081010_065259_000000612072_00450_34572_3044.N1	10-OCT-2008 06:52:59	Dark	60.500	2	Alp Car	-0.73600	7000.0	121	34572	No
90	GOM_NL__2PRFIN20081010_070122_000000392072_00450_34572_3045.N1	10-OCT-2008 07:01:22	Dark	38.500	143	Alp Hyi	2.8570	7200.0	77	34572	No
91	GOM_NL__2PRFIN20081010_070250_000000462072_00450_34572_3046.N1	10-OCT-2008 07:02:50	Dark	45.500	9	Alp Eri	0.45300	24000.	91	34572	No
92	GOM_NL__2PRFIN20081010_070506_000000442072_00450_34572_3047.N1	10-OCT-2008 07:05:06	Straylight	44.000	157	The1Eri	2.9060	9300.0	88	34572	No
93	GOM_NL__2PRFIN20081010_071438_000000462072_00450_34572_3048.N1	10-OCT-2008 07:14:38	Straylight	46.000	52	16Bet Cet	2.0370	4500.0	92	34572	No
94	GOM_NL__2PRFIN20081010_072429_000000372072_00450_34572_3049.N1	10-OCT-2008 07:24:29	Bright	36.500	140	88Gam Peg	2.8340	26000.	73	34572	No
95	GOM_NL__2PRFIN20081010_072830_000000372072_00450_34572_3050.N1	10-OCT-2008 07:28:30	Bright	37.000	58	21Alp And	2.0730	11000.	74	34572	No
96	GOM_NL__2PRFIN20081010_073125_000000592072_00450_34572_3051.N1	10-OCT-2008 07:31:25	Bright	59.000	53	43Bet And	2.0480	3300.0	118	34572	No
97	GOM_NL__2PRFIN20081010_073644_000000392072_00450_34572_3052.N1	10-OCT-2008 07:36:44	Bright	38.500	68	18Alp Cas	2.2250	4500.0	77	34572	No
98	GOM_NL__2PRFIN20081010_073808_000000382072_00450_34572_3053.N1	10-OCT-2008 07:38:08	Bright	37.500	76	27Gam Cas	2.3000	30000.	75	34572	No
99	GOM_NL__2PRFIN20081010_074528_000000352072_00450_34572_3054.N1	10-OCT-2008 07:45:28	Bright	34.500	49	1Alp UMi	1.9900	6300.0	69	34572	No
100	GOM_NL__2PRFIN20081010_075339_000000372072_00450_34572_3055.N1	10-OCT-2008 07:53:39	Bright	37.000	36	50Alp UMa	1.8000	6300.0	74	34572	No
101	GOM_NL__2PRFIN20081010_075511_000000522072_00450_34572_3056.N1	10-OCT-2008 07:55:11	Bright	52.000	82	48Bet UMa	2.3650	10600.	104	34572	No

102	GOM_NL__2PRFIN20081010_075830_000000342072_00450_34572_3057.N1	10-OCT-2008 07:58:30	Bright	33.500	174	52Psi UMa	3.0040	4400.0	67	34572	No
103	GOM_NL__2PRFIN20081010_080518_000000392072_00450_34572_3058.N1	10-OCT-2008 08:05:18	Bright	38.500	166	17Eps Leo	2.9800	6000.0	77	34572	No
104	GOM_NL__2PRFIN20081010_080828_000000352072_00450_34572_3059.N1	10-OCT-2008 08:08:28	Bright	34.500	22	32Alp Leo	1.3600	15200.	69	34572	No
105	GOM_NL__2PRFIN20081010_081528_000000512072_00450_34572_3060.N1	10-OCT-2008 08:15:28	Twilight	50.500	48	30Alp Hya	1.9770	4100.0	101	34572	No
106	GOM_NL__2PRFIN20081010_082506_000000442072_00450_34572_3061.N1	10-OCT-2008 08:25:06	Dark	44.000	65	Lam Vel	2.2040	4400.0	88	34572	No
107	GOM_NL__2PRFIN20081010_082805_000000452072_00450_34572_3062.N1	10-OCT-2008 08:28:05	Dark	44.500	34	Gam2Vel	1.7930	23000.	89	34572	No
108	GOM_NL__2PRFIN20081010_082952_000000402072_00451_34573_3052.N1	10-OCT-2008 08:29:52	Dark	40.000	41	Eps Car	1.8600	4100.0	80	34573	No
109	GOM_NL__2PRFIN20081010_083213_000000432072_00451_34573_3053.N1	10-OCT-2008 08:32:13	Dark	43.000	161	Tau Pup	2.9310	4500.0	86	34573	No
110	GOM_NL__2PRFIN20081010_083336_000000612072_00451_34573_3054.N1	10-OCT-2008 08:33:36	Dark	61.000	2	Alp Car	-0.73600	7000.0	122	34573	No
111	GOM_NL__2PRFIN20081010_084159_000000382072_00451_34573_3055.N1	10-OCT-2008 08:41:59	Dark	38.000	143	Alp Hyi	2.8570	7200.0	76	34573	No
112	GOM_NL__2PRFIN20081010_084326_000000412072_00451_34573_3056.N1	10-OCT-2008 08:43:26	Dark	41.000	9	Alp Eri	0.45300	24000.	82	34573	No
113	GOM_NL__2PRFIN20081010_084542_000000462072_00451_34573_3057.N1	10-OCT-2008 08:45:42	Straylight	46.000	157	The1Eri	2.9060	9300.0	92	34573	No
114	GOM_NL__2PRFIN20081010_085514_000000462072_00451_34573_3058.N1	10-OCT-2008 08:55:14	Straylight	46.000	52	16Bet Cet	2.0370	4500.0	92	34573	No
115	GOM_NL__2PRFIN20081010_090505_000000372072_00451_34573_3059.N1	10-OCT-2008 09:05:05	Bright	36.500	140	88Gam Peg	2.8340	26000.	73	34573	No
116	GOM_NL__2PRFIN20081010_090906_000000362072_00451_34573_3060.N1	10-OCT-2008 09:09:06	Bright	35.500	58	21Alp And	2.0730	11000.	71	34573	No
117	GOM_NL__2PRFIN20081010_091200_000000432072_00451_34573_3061.N1	10-OCT-2008 09:12:00	Bright	43.000	53	43Bet And	2.0480	3300.0	86	34573	No
118	GOM_NL__2PRFIN20081010_091720_000000362072_00451_34573_3062.N1	10-OCT-2008 09:17:20	Bright	36.000	68	18Alp Cas	2.2250	4500.0	72	34573	No
119	GOM_NL__2PRFIN20081010_091844_000000382072_00451_34573_3063.N1	10-OCT-2008 09:18:44	Bright	38.000	76	27Gam Cas	2.3000	30000.	76	34573	No
120	GOM_NL__2PRFIN20081010_092604_000000362072_00451_34573_3064.N1	10-OCT-2008 09:26:04	Bright	35.500	49	1Alp UMi	1.9900	6300.0	71	34573	No
121	GOM_NL__2PRFIN20081010_093415_000000362072_00451_34573_3065.N1	10-OCT-2008 09:34:15	Bright	35.500	36	50Alp UMa	1.8000	6300.0	71	34573	No
122	GOM_NL__2PRFIN20081010_093547_000000352072_00451_34573_3066.N1	10-OCT-2008 09:35:47	Bright	34.500	82	48Bet UMa	2.3650	10600.	69	34573	No
123	GOM_NL__2PRFIN20081010_093906_000000352072_00451_34573_3067.N1	10-OCT-2008 09:39:06	Bright	35.000	174	52Psi UMa	3.0040	4400.0	70	34573	No
124	GOM_NL__2PRFIN20081010_094554_000000382072_00451_34573_3068.N1	10-OCT-2008 09:45:54	Bright	37.500	166	17Eps Leo	2.9800	6000.0	75	34573	No
125	GOM_NL__2PRFIN20081010_094905_000000552072_00451_34573_3069.N1	10-OCT-2008 09:49:05	Bright	55.000	22	32Alp Leo	1.3600	15200.	110	34573	No
126	GOM_NL__2PRFIN20081010_095605_000000462072_00451_34573_3070.N1	10-OCT-2008 09:56:05	Twilight	46.000	48	30Alp Hya	1.9770	4100.0	92	34573	No
127	GOM_NL__2PRFIN20081010_100542_000000482072_00451_34573_3071.N1	10-OCT-2008 10:05:42	Dark	48.000	65	Lam Vel	2.2040	4400.0	96	34573	No
128	GOM_NL__2PRFIN20081010_100841_000000412072_00451_34573_3072.N1	10-OCT-2008 10:08:41	Dark	41.000	34	Gam2Vel	1.7930	23000.	82	34573	No
129	GOM_NL__2PRFIN20081010_101029_000000492072_00452_34574_3074.N1	10-OCT-2008 10:10:29	Dark	48.500	41	Eps Car	1.8600	4100.0	97	34574	No
130	GOM_NL__2PRFIN20081010_101249_000000422072_00452_34574_3075.N1	10-OCT-2008 10:12:49	Dark	42.000	161	Tau Pup	2.9310	4500.0	84	34574	No
131	GOM_NL__2PRFIN20081010_101412_000000612072_00452_34574_3076.N1	10-OCT-2008 10:14:12	Dark	60.500	2	Alp Car	-0.73600	7000.0	121	34574	No
132	GOM_NL__2PRFIN20081010_102235_000000372072_00452_34574_3077.N1	10-OCT-2008 10:22:35	Dark	36.500	143	Alp Hyi	2.8570	7200.0	73	34574	No
133	GOM_NL__2PRFIN20081010_102402_000000422072_00452_34574_3078.N1	10-OCT-2008 10:24:02	Dark	41.500	9	Alp Eri	0.45300	24000.	83	34574	No
134	GOM_NL__2PRFIN20081010_102619_000000472072_00452_34574_3079.N1	10-OCT-2008 10:26:19	Straylight	46.500	157	The1Eri	2.9060	9300.0	93	34574	No
135	GOM_NL__2PRFIN20081010_103550_000000452072_00452_34574_3080.N1	10-OCT-2008 10:35:50	Straylight	45.000	52	16Bet Cet	2.0370	4500.0	90	34574	No
136	GOM_NL__2PRFIN20081010_104541_000000382072_00452_34574_3081.N1	10-OCT-2008 10:45:41	Bright	37.500	140	88Gam Peg	2.8340	26000.	75	34574	No
137	GOM_NL__2PRFIN20081010_104942_000000382072_00452_34574_3082.N1	10-OCT-2008 10:49:42	Bright	37.500	58	21Alp And	2.0730	11000.	75	34574	No
138	GOM_NL__2PRFIN20081010_105236_000000432072_00452_34574_3083.N1	10-OCT-2008 10:52:36	Bright	43.000	53	43Bet And	2.0480	3300.0	86	34574	No
139	GOM_NL__2PRFIN20081010_105755_000000392072_00452_34574_3084.N1	10-OCT-2008 10:57:55	Bright	38.500	68	18Alp Cas	2.2250	4500.0	77	34574	No
140	GOM_NL__2PRFIN20081010_105919_000000392072_00452_34574_3085.N1	10-OCT-2008 10:59:19	Bright	38.500	76	27Gam Cas	2.3000	30000.	77	34574	No
141	GOM_NL__2PRFIN20081010_110640_000000352072_00452_34574_3086.N1	10-OCT-2008 11:06:40	Bright	35.000	49	1Alp UMi	1.9900	6300.0	70	34574	No
142	GOM_NL__2PRFIN20081010_111450_000000372072_00452_34574_3087.N1	10-OCT-2008 11:14:50	Bright	37.000	36	50Alp UMa	1.8000	6300.0	74	34574	No
143	GOM_NL__2PRFIN20081010_111623_000000442072_00452_34574_3088.N1	10-OCT-2008 11:16:23	Bright	44.000	82	48Bet UMa	2.3650	10600.	88	34574	No
144	GOM_NL__2PRFIN20081010_111942_000000352072_00452_34574_3089.N1	10-OCT-2008 11:19:42	Bright	34.500	174	52Psi UMa	3.0040	4400.0	69	34574	No
145	GOM_NL__2PRFIN20081010_112630_000000582072_00452_34574_3090.N1	10-OCT-2008 11:26:30	Bright	58.000	166	17Eps Leo	2.9800	6000.0	116	34574	No
146	GOM_NL__2PRFIN20081010_112941_000000382072_00452_34574_3091.N1	10-OCT-2008 11:29:41	Bright	37.500	22	32Alp Leo	1.3600	15200.	75	34574	No
147	GOM_NL__2PRFIN20081010_113641_000000492072_00452_34574_3092.N1	10-OCT-2008 11:36:41	Twilight	49.000	48	30Alp Hya	1.9770	4100.0	98	34574	No
148	GOM_NL__2PRFIN20081010_114619_000000432072_00452_34574_3093.N1	10-OCT-2008 11:46:19	Dark	43.000	65	Lam Vel	2.2040	4400.0	86	34574	No
149	GOM_NL__2PRFIN20081010_114918_000000422072_00452_34574_3094.N1	10-OCT-2008 11:49:18	Dark	41.500	34	Gam2Vel	1.7930	23000.	83	34574	No
150	GOM_NL__2PRFIN20081010_115326_000000462072_00453_34575_3107.N1	10-OCT-2008 11:53:26	Dark	46.000	161	Tau Pup	2.9310	4500.0	92	34575	No
151	GOM_NL__2PRFIN20081010_115449_000000542072_00453_34575_3108.N1	10-OCT-2008 11:54:49	Dark	53.500	2	Alp Car	-0.73600	7000.0	107	34575	No
152	GOM_NL__2PRFIN20081010_120311_000000412072_00453_34575_3109.N1	10-OCT-2008 12:03:11	Dark	41.000	143	Alp Hyi	2.8570	7200.0	82	34575	No
153	GOM_NL__2PRFIN20081010_120438_000000452072_00453_34575_3110.N1	10-OCT-2008 12:04:38	Dark	45.000	9	Alp Eri	0.45300	24000.	90	34575	No
154	GOM_NL__2PRFIN20081010_120655_000000452072_00453_34575_3111.N1	10-OCT-2008 12:06:55	Straylight	45.000	157	The1Eri	2.9060	9300.0	90	34575	No
155	GOM_NL__2PRFIN20081010_121626_000000462072_00453_34575_3112.N1	10-OCT-2008 12:16:26	Straylight	45.500	52	16Bet Cet	2.0370	4500.0	91	34575	No
156	GOM_NL__2PRFIN20081010_122617_000000362072_00453_34575_3113.N1	10-OCT-2008 12:26:17	Bright	36.000	140	88Gam Peg	2.8340	26000.	72	34575	No
157	GOM_NL__2PRFIN20081010_123017_000000382072_00453_34575_3114.N1	10-OCT-2008 12:30:17	Bright	37.500	58	21Alp And	2.0730	11000.	75	34575	No
158	GOM_NL__2PRFIN20081010_123311_000000412072_00453_34575_3115.N1	10-OCT-2008 12:33:11	Bright	40.500	53	43Bet And	2.0480	3300.0	81	34575	No
159	GOM_NL__2PRFIN20081010_123831_000000372072_00453_34575_3116.N1	10-OCT-2008 12:38:31	Bright	36.500	68	18Alp Cas	2.2250	4500.0	73	34575	No
160	GOM_NL__2PRFIN20081010_123955_000000382072_00453_34575_3117.N1	10-OCT-2008 12:39:55	Bright	37.500	76	27Gam Cas	2.3000	30000.	75	34575	No



161	GOM_NL__2PRFIN20081010_125526_000000372072_00453_34575_3118.N1	10-OCT-2008 12:55:26	Bright	36.500	36	50Alp UMa	1.8000	6300.0	73	34575	No
162	GOM_NL__2PRFIN20081010_125659_000000352072_00453_34575_3119.N1	10-OCT-2008 12:56:59	Bright	34.500	82	48Bet UMa	2.3650	10600.	69	34575	No
163	GOM_NL__2PRFIN20081010_130018_000000362072_00453_34575_3120.N1	10-OCT-2008 13:00:18	Bright	36.000	174	52Psi UMa	3.0040	4400.0	72	34575	No
164	GOM_NL__2PRFIN20081010_130706_000000452072_00453_34575_3121.N1	10-OCT-2008 13:07:06	Bright	44.500	166	17Eps Leo	2.9800	6000.0	89	34575	No
165	GOM_NL__2PRFIN20081010_131017_000000382072_00453_34575_3122.N1	10-OCT-2008 13:10:17	Bright	38.000	22	32Alp Leo	1.3600	15200.	76	34575	No
166	GOM_NL__2PRFIN20081010_131718_000000522072_00453_34575_3123.N1	10-OCT-2008 13:17:18	Twilight	52.000	48	30Alp Hya	1.9770	4100.0	104	34575	No
167	GOM_NL__2PRFIN20081010_132655_000000422072_00453_34575_3124.N1	10-OCT-2008 13:26:55	Dark	42.000	65	Lam Vel	2.2040	4400.0	84	34575	No
168	GOM_NL__2PRFIN20081010_132954_000000432072_00453_34575_3125.N1	10-OCT-2008 13:29:54	Dark	42.500	34	Gam2Vel	1.7930	23000.	85	34575	No
169	GOM_NL__2PRFIN20081010_133403_000000462072_00454_34576_3120.N1	10-OCT-2008 13:34:03	Dark	46.000	161	Tau Pup	2.9310	4500.0	92	34576	No
170	GOM_NL__2PRFIN20081010_133526_000000472072_00454_34576_3121.N1	10-OCT-2008 13:35:26	Dark	47.000	2	Alp Car	-0.73600	7000.0	94	34576	No
171	GOM_NL__2PRFIN20081010_134347_000000382072_00454_34576_3122.N1	10-OCT-2008 13:43:47	Dark	38.000	143	Alp Hyi	2.8570	7200.0	76	34576	No
172	GOM_NL__2PRFIN20081010_134514_000000382072_00454_34576_3123.N1	10-OCT-2008 13:45:14	Dark	38.000	9	Alp Eri	0.45300	24000.	76	34576	No
173	GOM_NL__2PRFIN20081010_134732_000000432072_00454_34576_3124.N1	10-OCT-2008 13:47:32	Straylight	43.000	157	The1Eri	2.9060	9300.0	86	34576	No
174	GOM_NL__2PRFIN20081010_135702_000000462072_00454_34576_3125.N1	10-OCT-2008 13:57:02	Straylight	46.000	52	16Bet Cet	2.0370	4500.0	92	34576	No
175	GOM_NL__2PRFIN20081010_140653_000000362072_00454_34576_3126.N1	10-OCT-2008 14:06:53	Bright	35.500	140	88Gam Peg	2.8340	26000.	71	34576	No
176	GOM_NL__2PRFIN20081010_141053_000000382072_00454_34576_3127.N1	10-OCT-2008 14:10:53	Bright	37.500	58	21Alp And	2.0730	11000.	75	34576	No
177	GOM_NL__2PRFIN20081010_141347_000000432072_00454_34576_3128.N1	10-OCT-2008 14:13:47	Bright	43.000	53	43Bet And	2.0480	3300.0	86	34576	No
178	GOM_NL__2PRFIN20081010_141907_000000392072_00454_34576_3129.N1	10-OCT-2008 14:19:07	Bright	38.500	68	18Alp Cas	2.2250	4500.0	77	34576	No
179	GOM_NL__2PRFIN20081010_142030_000000392072_00454_34576_3130.N1	10-OCT-2008 14:20:30	Bright	38.500	76	27Gam Cas	2.3000	30000.	77	34576	No
180	GOM_NL__2PRFIN20081010_142752_000000362072_00454_34576_3131.N1	10-OCT-2008 14:27:52	Bright	36.000	49	1Alp UMi	1.9900	6300.0	72	34576	No
181	GOM_NL__2PRFIN20081010_143602_000000372072_00454_34576_3132.N1	10-OCT-2008 14:36:02	Bright	36.500	36	50Alp UMa	1.8000	6300.0	73	34576	No
182	GOM_NL__2PRFIN20081010_143735_000000342072_00454_34576_3133.N1	10-OCT-2008 14:37:35	Bright	34.000	82	48Bet UMa	2.3650	10600.	68	34576	No
183	GOM_NL__2PRFIN20081010_144054_000000522072_00454_34576_3134.N1	10-OCT-2008 14:40:54	Bright	52.000	174	52Psi UMa	3.0040	4400.0	104	34576	No
184	GOM_NL__2PRFIN20081010_144743_000000392072_00454_34576_3135.N1	10-OCT-2008 14:47:43	Bright	39.000	166	17Eps Leo	2.9800	6000.0	78	34576	No
185	GOM_NL__2PRFIN20081010_145053_000000552072_00454_34576_3136.N1	10-OCT-2008 14:50:53	Bright	55.000	22	32Alp Leo	1.3600	15200.	110	34576	No
186	GOM_NL__2PRFIN20081010_145754_000000542072_00454_34576_3137.N1	10-OCT-2008 14:57:54	Twilight	53.500	48	30Alp Hya	1.9770	4100.0	107	34576	No
187	GOM_NL__2PRFIN20081010_150731_000000392072_00454_34576_3138.N1	10-OCT-2008 15:07:31	Dark	38.500	65	Lam Vel	2.2040	4400.0	77	34576	No
188	GOM_NL__2PRFIN20081010_151031_000000412072_00454_34576_3139.N1	10-OCT-2008 15:10:31	Dark	40.500	34	Gam2Vel	1.7930	23000.	81	34576	No
189	GOM_NL__2PRFIN20081010_151439_000000452072_00455_34577_3133.N1	10-OCT-2008 15:14:39	Dark	44.500	161	Tau Pup	2.9310	4500.0	89	34577	No
190	GOM_NL__2PRFIN20081010_151602_000000462072_00455_34577_3134.N1	10-OCT-2008 15:16:02	Dark	46.000	2	Alp Car	-0.73600	7000.0	92	34577	No
191	GOM_NL__2PRFIN20081010_152423_000000382072_00455_34577_3135.N1	10-OCT-2008 15:24:23	Dark	38.000	143	Alp Hyi	2.8570	7200.0	76	34577	No
192	GOM_NL__2PRFIN20081010_152551_000000402072_00455_34577_3136.N1	10-OCT-2008 15:25:51	Dark	39.500	9	Alp Eri	0.45300	24000.	79	34577	No
193	GOM_NL__2PRFIN20081010_152808_000000462072_00455_34577_3137.N1	10-OCT-2008 15:28:08	Straylight	45.500	157	The1Eri	2.9060	9300.0	91	34577	No
194	GOM_NL__2PRFIN20081010_153738_000000452072_00455_34577_3138.N1	10-OCT-2008 15:37:38	Straylight	45.000	52	16Bet Cet	2.0370	4500.0	90	34577	No
195	GOM_NL__2PRFIN20081010_154729_000000372072_00455_34577_3139.N1	10-OCT-2008 15:47:29	Bright	36.500	140	88Gam Peg	2.8340	26000.	73	34577	No
196	GOM_NL__2PRFIN20081010_155129_000000362072_00455_34577_3140.N1	10-OCT-2008 15:51:29	Bright	36.000	58	21Alp And	2.0730	11000.	72	34577	No
197	GOM_NL__2PRFIN20081010_155422_000000402072_00455_34577_3141.N1	10-OCT-2008 15:54:22	Bright	40.000	53	43Bet And	2.0480	3300.0	80	34577	No
198	GOM_NL__2PRFIN20081010_155942_000000392072_00455_34577_3142.N1	10-OCT-2008 15:59:42	Bright	38.500	68	18Alp Cas	2.2250	4500.0	77	34577	No
199	GOM_NL__2PRFIN20081010_160106_000000392072_00455_34577_3143.N1	10-OCT-2008 16:01:06	Bright	38.500	76	27Gam Cas	2.3000	30000.	77	34577	No
200	GOM_NL__2PRFIN20081010_160828_000000362072_00455_34577_3144.N1	10-OCT-2008 16:08:28	Bright	36.000	49	1Alp UMi	1.9900	6300.0	72	34577	No
201	GOM_NL__2PRFIN20081010_161638_000000382072_00455_34577_3145.N1	10-OCT-2008 16:16:38	Bright	37.500	36	50Alp UMa	1.8000	6300.0	75	34577	No
202	GOM_NL__2PRFIN20081010_161811_000000362072_00455_34577_3146.N1	10-OCT-2008 16:18:11	Bright	35.500	82	48Bet UMa	2.3650	10600.	71	34577	No
203	GOM_NL__2PRFIN20081010_162130_000000352072_00455_34577_3147.N1	10-OCT-2008 16:21:30	Bright	34.500	174	52Psi UMa	3.0040	4400.0	69	34577	No
204	GOM_NL__2PRFIN20081010_162819_000000582072_00455_34577_3148.N1	10-OCT-2008 16:28:19	Bright	57.500	166	17Eps Leo	2.9800	6000.0	115	34577	No
205	GOM_NL__2PRFIN20081010_163129_000000472072_00455_34577_3149.N1	10-OCT-2008 16:31:29	Bright	46.500	22	32Alp Leo	1.3600	15200.	93	34577	No
206	GOM_NL__2PRFIN20081010_163831_000000522072_00455_34577_3150.N1	10-OCT-2008 16:38:31	Twilight	51.500	48	30Alp Hya	1.9770	4100.0	103	34577	No
207	GOM_NL__2PRFIN20081010_164808_000000512072_00455_34577_3151.N1	10-OCT-2008 16:48:08	Dark	51.000	65	Lam Vel	2.2040	4400.0	102	34577	No
208	GOM_NL__2PRFIN20081010_165108_000000412072_00455_34577_3152.N1	10-OCT-2008 16:51:08	Dark	40.500	34	Gam2Vel	1.7930	23000.	81	34577	No
209	GOM_NL__2PRFIN20081010_165516_000000442072_00456_34578_3143.N1	10-OCT-2008 16:55:16	Dark	44.000	161	Tau Pup	2.9310	4500.0	88	34578	No
210	GOM_NL__2PRFIN20081010_165639_000000472072_00456_34578_3144.N1	10-OCT-2008 16:56:39	Dark	47.000	2	Alp Car	-0.73600	7000.0	94	34578	No
211	GOM_NL__2PRFIN20081010_170500_000000392072_00456_34578_3145.N1	10-OCT-2008 17:05:00	Dark	38.500	143	Alp Hyi	2.8570	7200.0	77	34578	No
212	GOM_NL__2PRFIN20081010_170627_000000382072_00456_34578_3146.N1	10-OCT-2008 17:06:27	Dark	38.000	9	Alp Eri	0.45300	24000.	76	34578	No
213	GOM_NL__2PRFIN20081010_170845_000000472072_00456_34578_3147.N1	10-OCT-2008 17:08:45	Straylight	47.000	157	The1Eri	2.9060	9300.0	94	34578	No
214	GOM_NL__2PRFIN20081010_171815_000000432072_00456_34578_3148.N1	10-OCT-2008 17:18:15	Straylight	43.000	52	16Bet Cet	2.0370	4500.0	86	34578	No
215	GOM_NL__2PRFIN20081010_172804_000000372072_00456_34578_3149.N1	10-OCT-2008 17:28:04	Bright	37.000	140	88Gam Peg	2.8340	26000.	74	34578	No
216	GOM_NL__2PRFIN20081010_173205_000000372072_00456_34578_3150.N1	10-OCT-2008 17:32:05	Bright	37.000	58	21Alp And	2.0730	11000.	74	34578	No
217	GOM_NL__2PRFIN20081010_173458_000000452072_00456_34578_3151.N1	10-OCT-2008 17:34:58	Bright	44.500	53	43Bet And	2.0480	3300.0	89	34578	No
218	GOM_NL__2PRFIN20081010_174018_000000392072_00456_34578_3152.N1	10-OCT-2008 17:40:18	Bright	38.500	68	18Alp Cas	2.2250	4500.0	77	34578	No
219	GOM_NL__2PRFIN20081010_174142_000000382072_00456_34578_3153.N1	10-OCT-2008 17:41:42	Bright	37.500	76	27Gam Cas	2.3000	30000.	75	34578	No

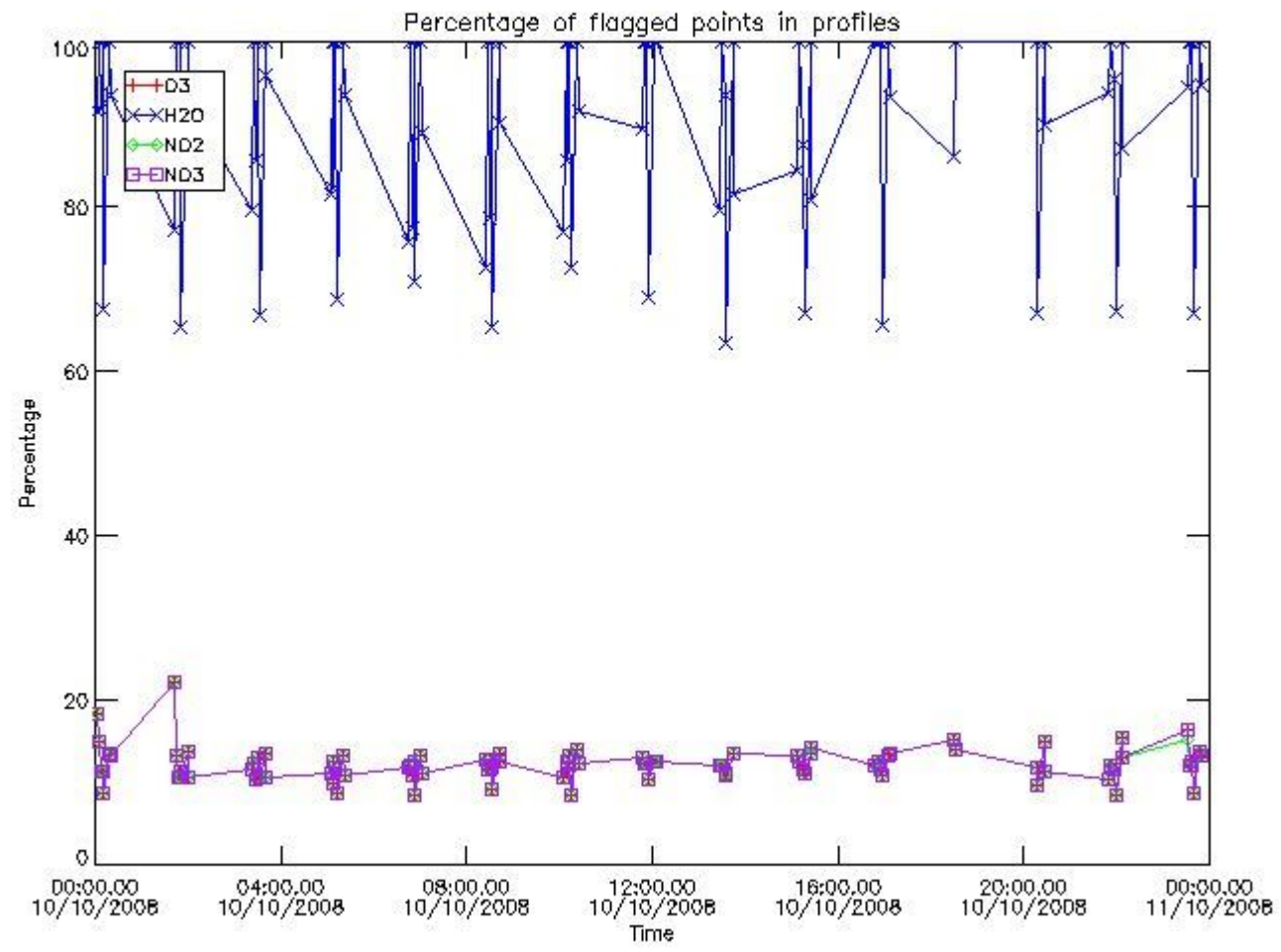
220	GOM_NL__2PRFIN20081010_174904_000000382072_00456_34578_3154.N1	10-OCT-2008 17:49:04	Bright	38.000	49	1Alp UMi	1.9900	6300.0	76	34578	No
221	GOM_NL__2PRFIN20081010_175714_000000372072_00456_34578_3155.N1	10-OCT-2008 17:57:14	Bright	37.000	36	50Alp UMa	1.8000	6300.0	74	34578	No
222	GOM_NL__2PRFIN20081010_175847_000000362072_00456_34578_3156.N1	10-OCT-2008 17:58:47	Bright	36.000	82	48Bet UMa	2.3650	10600.	72	34578	No
223	GOM_NL__2PRFIN20081010_180206_000000342072_00456_34578_3157.N1	10-OCT-2008 18:02:06	Bright	33.500	174	52Psi UMa	3.0040	4400.0	67	34578	No
224	GOM_NL__2PRFIN20081010_180855_000000382072_00456_34578_3158.N1	10-OCT-2008 18:08:55	Bright	38.000	166	17Eps Leo	2.9800	6000.0	76	34578	No
225	GOM_NL__2PRFIN20081010_181206_000000402072_00456_34578_3159.N1	10-OCT-2008 18:12:06	Bright	39.500	22	32Alp Leo	1.3600	15200.	79	34578	No
226	GOM_NL__2PRFIN20081010_181907_000000472072_00456_34578_3160.N1	10-OCT-2008 18:19:07	Twilight	47.000	48	30Alp Hya	1.9770	4100.0	94	34578	No
227	GOM_NL__2PRFIN20081010_182845_000000512072_00456_34578_3161.N1	10-OCT-2008 18:28:45	Dark	50.500	65	Lam Vel	2.2040	4400.0	101	34578	No
228	GOM_NL__2PRFIN20081010_183144_000000402072_00456_34578_3162.N1	10-OCT-2008 18:31:44	Dark	39.500	34	Gam2Vel	1.7930	23000.	79	34578	No
229	GOM_NL__2PRFIN20081010_201630_000000442072_00458_34580_3183.N1	10-OCT-2008 20:16:30	Dark	43.500	161	Tau Pup	2.9310	4500.0	87	34580	No
230	GOM_NL__2PRFIN20081010_201753_000000542072_00458_34580_3184.N1	10-OCT-2008 20:17:53	Dark	53.500	2	Alp Car	-0.73600	7000.0	107	34580	No
231	GOM_NL__2PRFIN20081010_202612_000000382072_00458_34580_3185.N1	10-OCT-2008 20:26:12	Dark	37.500	143	Alp Hyi	2.8570	7200.0	75	34580	No
232	GOM_NL__2PRFIN20081010_202740_000000452072_00458_34580_3186.N1	10-OCT-2008 20:27:40	Dark	45.000	9	Alp Eri	0.45300	24000.	90	34580	No
233	GOM_NL__2PRFIN20081010_203247_000000372072_00458_34580_3187.N1	10-OCT-2008 20:32:47	Straylight	37.000	84	Alp Phe	2.3970	4500.0	74	34580	No
234	GOM_NL__2PRFIN20081010_203927_000000432072_00458_34580_3188.N1	10-OCT-2008 20:39:27	Straylight	42.500	52	16Bet Cet	2.0370	4500.0	85	34580	No
235	GOM_NL__2PRFIN20081010_204916_000000372072_00458_34580_3189.N1	10-OCT-2008 20:49:16	Bright	37.000	140	88Gam Peg	2.8340	26000.	74	34580	No
236	GOM_NL__2PRFIN20081010_205317_000000372072_00458_34580_3190.N1	10-OCT-2008 20:53:17	Bright	37.000	58	21Alp And	2.0730	11000.	74	34580	No
237	GOM_NL__2PRFIN20081010_210130_000000372072_00458_34580_3191.N1	10-OCT-2008 21:01:30	Bright	37.000	68	18Alp Cas	2.2250	4500.0	74	34580	No
238	GOM_NL__2PRFIN20081010_210253_000000372072_00458_34580_3192.N1	10-OCT-2008 21:02:53	Bright	37.000	76	27Gam Cas	2.3000	30000.	74	34580	No
239	GOM_NL__2PRFIN20081010_211016_000000362072_00458_34580_3193.N1	10-OCT-2008 21:10:16	Bright	36.000	49	1Alp UMi	1.9900	6300.0	72	34580	No
240	GOM_NL__2PRFIN20081010_211826_000000362072_00458_34580_3194.N1	10-OCT-2008 21:18:26	Bright	36.000	36	50Alp UMa	1.8000	6300.0	72	34580	No
241	GOM_NL__2PRFIN20081010_211959_000000522072_00458_34580_3195.N1	10-OCT-2008 21:19:59	Bright	52.000	82	48Bet UMa	2.3650	10600.	104	34580	No
242	GOM_NL__2PRFIN20081010_212318_000000342072_00458_34580_3196.N1	10-OCT-2008 21:23:18	Bright	34.000	174	52Psi UMa	3.0040	4400.0	68	34580	No
243	GOM_NL__2PRFIN20081010_213007_000000402072_00458_34580_3197.N1	10-OCT-2008 21:30:07	Bright	39.500	166	17Eps Leo	2.9800	6000.0	79	34580	No
244	GOM_NL__2PRFIN20081010_213318_000000392072_00458_34580_3198.N1	10-OCT-2008 21:33:18	Bright	39.000	22	32Alp Leo	1.3600	15200.	78	34580	No
245	GOM_NL__2PRFIN20081010_214020_000000492072_00458_34580_3199.N1	10-OCT-2008 21:40:20	Twilight	49.000	48	30Alp Hya	1.9770	4100.0	98	34580	No
246	GOM_NL__2PRFIN20081010_214957_000000492072_00458_34580_3200.N1	10-OCT-2008 21:49:57	Dark	49.000	65	Lam Vel	2.2040	4400.0	98	34580	No
247	GOM_NL__2PRFIN20081010_215258_000000432072_00458_34580_3201.N1	10-OCT-2008 21:52:58	Dark	42.500	34	Gam2Vel	1.7930	23000.	85	34580	No
248	GOM_NL__2PRFIN20081010_215707_000000442072_00459_34581_3200.N1	10-OCT-2008 21:57:07	Dark	44.000	161	Tau Pup	2.9310	4500.0	88	34581	No
249	GOM_NL__2PRFIN20081010_215829_000000602072_00459_34581_3201.N1	10-OCT-2008 21:58:29	Dark	60.000	2	Alp Car	-0.73600	7000.0	120	34581	No
250	GOM_NL__2PRFIN20081010_220649_000000372072_00459_34581_3202.N1	10-OCT-2008 22:06:49	Dark	36.500	143	Alp Hyi	2.8570	7200.0	73	34581	No
251	GOM_NL__2PRFIN20081010_220816_000000392072_00459_34581_3203.N1	10-OCT-2008 22:08:16	Dark	39.000	9	Alp Eri	0.45300	24000.	78	34581	No
252	GOM_NL__2PRFIN20081010_221323_000000372072_00459_34581_3204.N1	10-OCT-2008 22:13:23	Straylight	36.500	84	Alp Phe	2.3970	4500.0	73	34581	No
253	GOM_NL__2PRFIN20081010_222003_000000462072_00459_34581_3205.N1	10-OCT-2008 22:20:03	Straylight	45.500	52	16Bet Cet	2.0370	4500.0	91	34581	No
254	GOM_NL__2PRFIN20081010_222952_000000372072_00459_34581_3206.N1	10-OCT-2008 22:29:52	Bright	36.500	140	88Gam Peg	2.8340	26000.	73	34581	No
255	GOM_NL__2PRFIN20081010_223353_000000372072_00459_34581_3207.N1	10-OCT-2008 22:33:53	Bright	37.000	58	21Alp And	2.0730	11000.	74	34581	No
256	GOM_NL__2PRFIN20081010_224205_000000392072_00459_34581_3208.N1	10-OCT-2008 22:42:05	Bright	38.500	68	18Alp Cas	2.2250	4500.0	77	34581	No
257	GOM_NL__2PRFIN20081010_224329_000000372072_00459_34581_3209.N1	10-OCT-2008 22:43:29	Bright	36.500	76	27Gam Cas	2.3000	30000.	73	34581	No
258	GOM_NL__2PRFIN20081010_225052_000000362072_00459_34581_3210.N1	10-OCT-2008 22:50:52	Bright	36.000	49	1Alp UMi	1.9900	6300.0	72	34581	No
259	GOM_NL__2PRFIN20081010_225902_000000362072_00459_34581_3211.N1	10-OCT-2008 22:59:02	Bright	36.000	36	50Alp UMa	1.8000	6300.0	72	34581	No
260	GOM_NL__2PRFIN20081010_230035_000000352072_00459_34581_3212.N1	10-OCT-2008 23:00:35	Bright	35.000	82	48Bet UMa	2.3650	10600.	70	34581	No
261	GOM_NL__2PRFIN20081010_230354_000000362072_00459_34581_3213.N1	10-OCT-2008 23:03:54	Bright	35.500	174	52Psi UMa	3.0040	4400.0	71	34581	No
262	GOM_NL__2PRFIN20081010_231043_000000392072_00459_34581_3214.N1	10-OCT-2008 23:10:43	Bright	38.500	166	17Eps Leo	2.9800	6000.0	77	34581	No
263	GOM_NL__2PRFIN20081010_231354_000000402072_00459_34581_3215.N1	10-OCT-2008 23:13:54	Bright	39.500	22	32Alp Leo	1.3600	15200.	79	34581	No
264	GOM_NL__2PRFIN20081010_232057_000000512072_00459_34581_3216.N1	10-OCT-2008 23:20:57	Twilight	50.500	48	30Alp Hya	1.9770	4100.0	101	34581	No
265	GOM_NL__2PRFIN20081010_233034_000000472072_00459_34581_3217.N1	10-OCT-2008 23:30:34	Dark	46.500	65	Lam Vel	2.2040	4400.0	93	34581	No
266	GOM_NL__2PRFIN20081010_233334_000000432072_00459_34581_3218.N1	10-OCT-2008 23:33:34	Dark	42.500	34	Gam2Vel	1.7930	23000.	85	34581	No
267	GOM_NL__2PRFIN20081010_233743_000000452072_00460_34582_3216.N1	10-OCT-2008 23:37:43	Dark	44.500	161	Tau Pup	2.9310	4500.0	89	34582	No
268	GOM_NL__2PRFIN20081010_233906_000000602072_00460_34582_3217.N1	10-OCT-2008 23:39:06	Dark	59.500	2	Alp Car	-0.73600	7000.0	119	34582	No
269	GOM_NL__2PRFIN20081010_234725_000000372072_00460_34582_3218.N1	10-OCT-2008 23:47:25	Dark	37.000	143	Alp Hyi	2.8570	7200.0	74	34582	No
270	GOM_NL__2PRFIN20081010_234852_000000392072_00460_34582_3219.N1	10-OCT-2008 23:48:52	Dark	38.500	9	Alp Eri	0.45300	24000.	77	34582	No
271	GOM_NL__2PRFIN20081010_235111_000000272072_00460_34582_3220.N1	10-OCT-2008 23:51:11	Straylight	27.000	157	The1Eri	2.9060	9300.0	54	34582	No
272	GOM_NL__2PRFIN20081010_235359_000000422072_00460_34582_3221.N1	10-OCT-2008 23:53:59	Straylight	41.500	84	Alp Phe	2.3970	4500.0	83	34582	No

### 3. Quality information per product

In this section it is plotted some information contained in the Quality Summary data set of the level 2 products. Only products in dark limb conditions and without errors (error flag in

the MPH set to "0") are used.

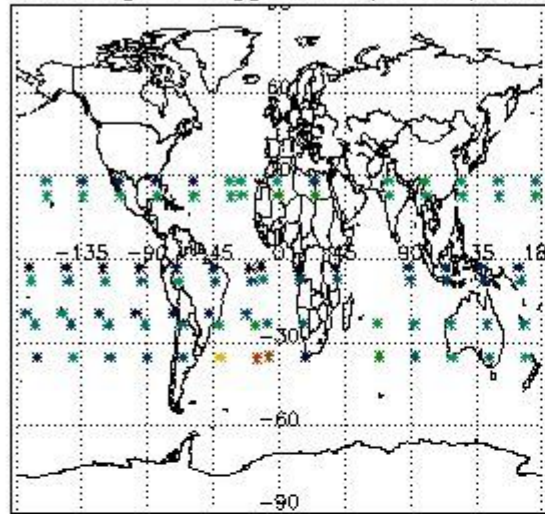
### 3.1 Plot quality information per product (time dependant)



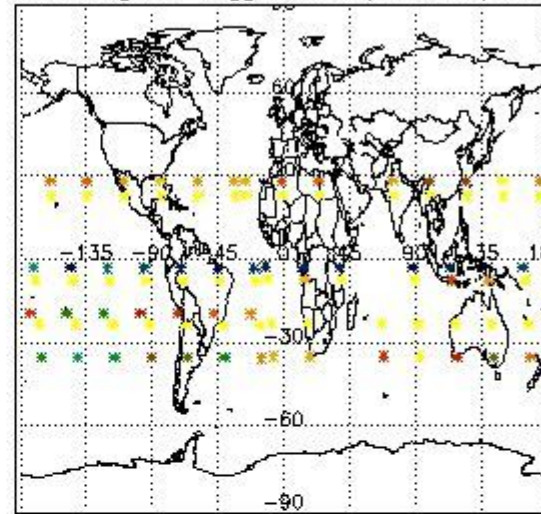
### 3.2 Plot quality information per product (world map)



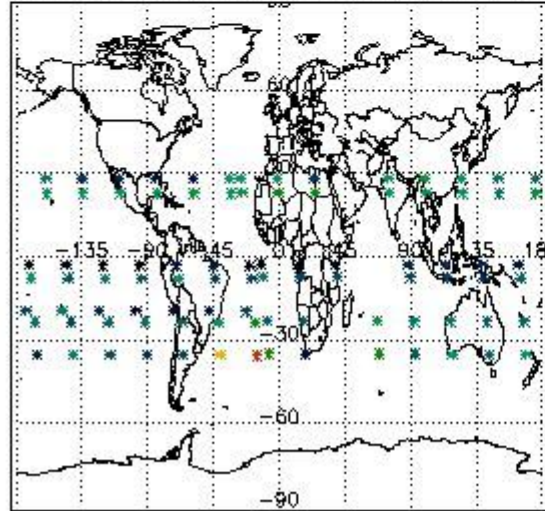
Percentage of flagged data per O3 profile



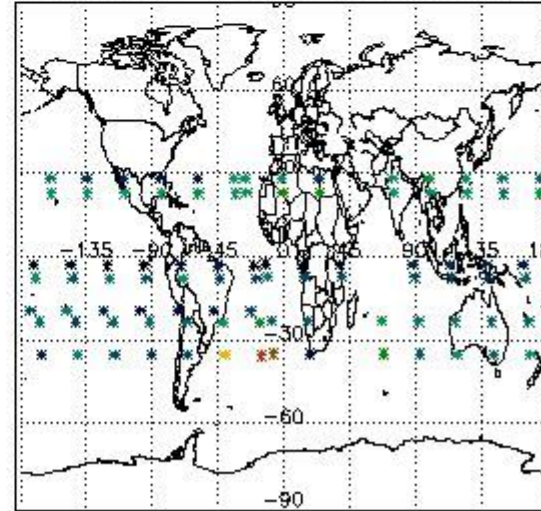
Percentage of flagged data per H2O profile



Percentage of flagged data per NO2 profile



Percentage of flagged data per NO3 profile



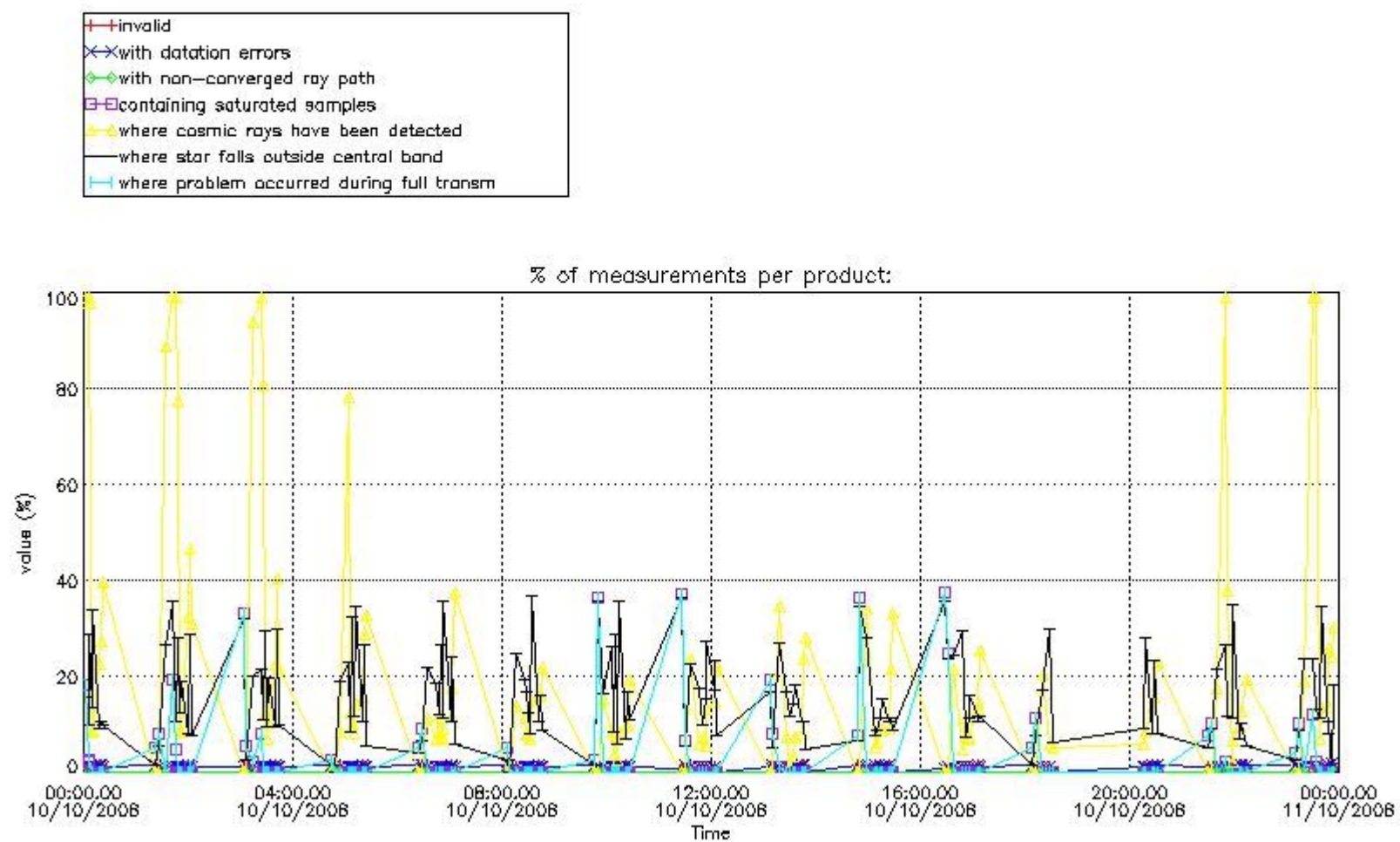
#### 4. Level 1 quality information per product

In this section it is plotted some information contained in the Quality Summary data set of the level 2 products that comes from the level 1b processing. Products without errors (error flag in the MPH set to "0") are used.

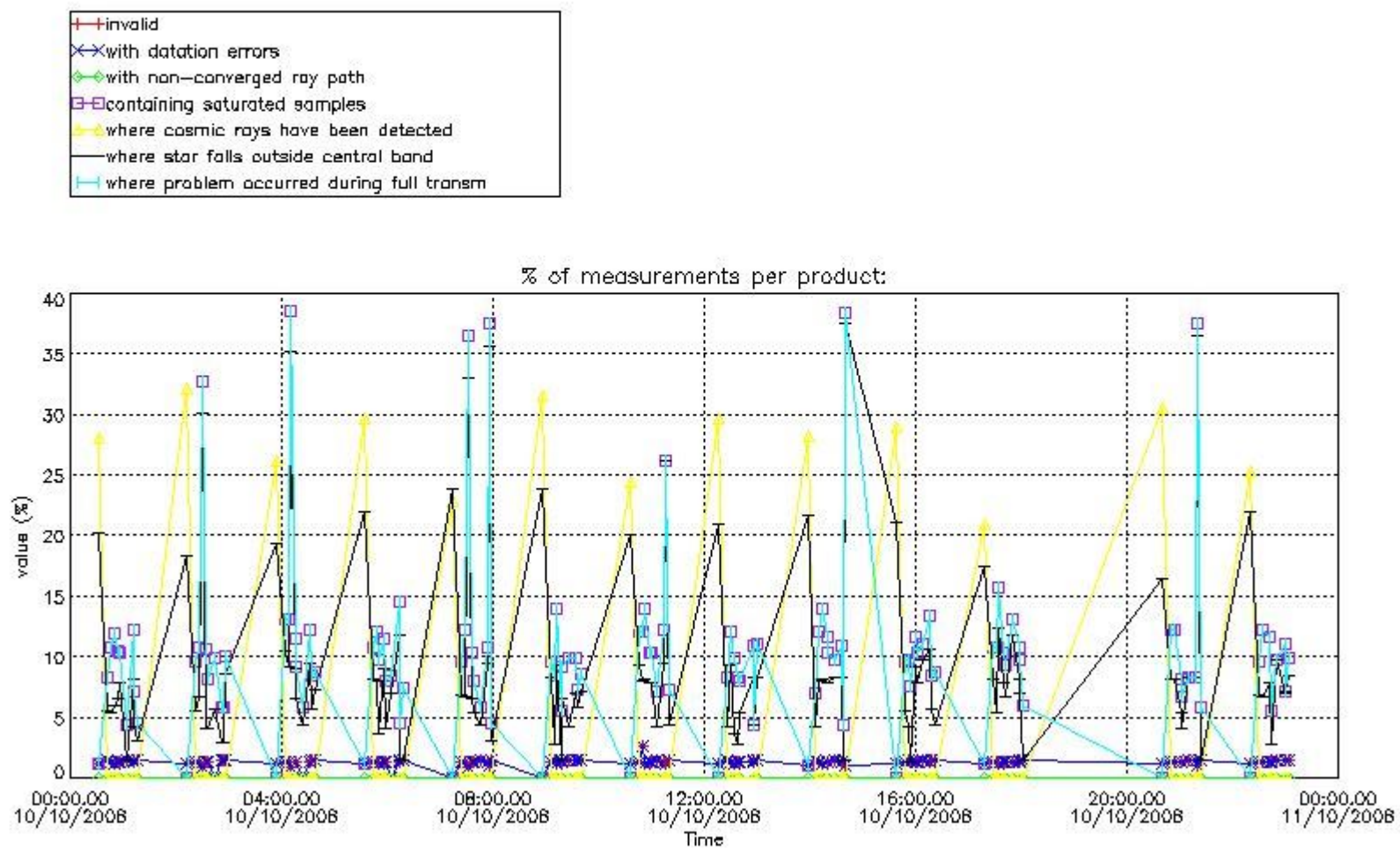
##### 4.1 Plot quality information per product (time dependant) coming from level 1b processing

###### 4.1.1 Plot level 1 quality information per product (time dependant): ENVISAT ASCENDING passes





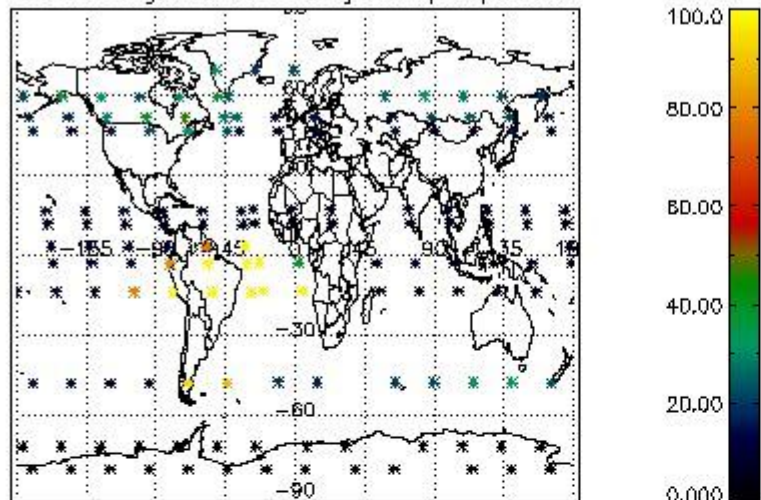
4.1.2 Plot level 1 quality information per product (time dependant): ENVI SAT DESCENDING passes



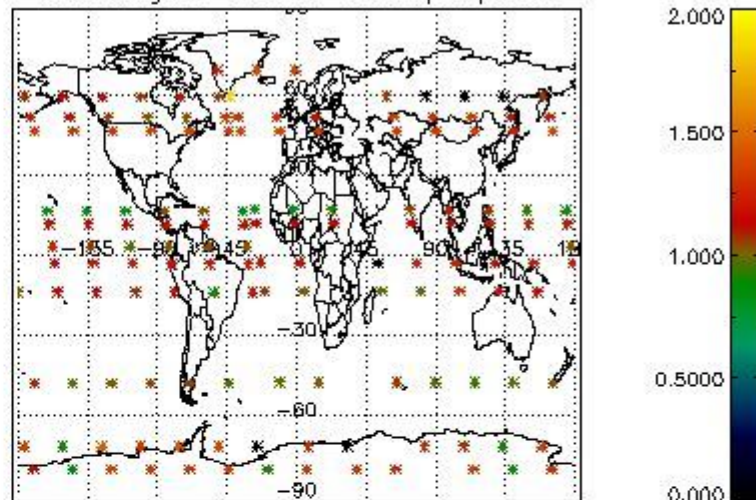
4.2 Plot quality information per product coming from level 1b processing (world map)

4.2.1 Plot level 1 quality information per product (world map): ENVISAT ASCENDING passes

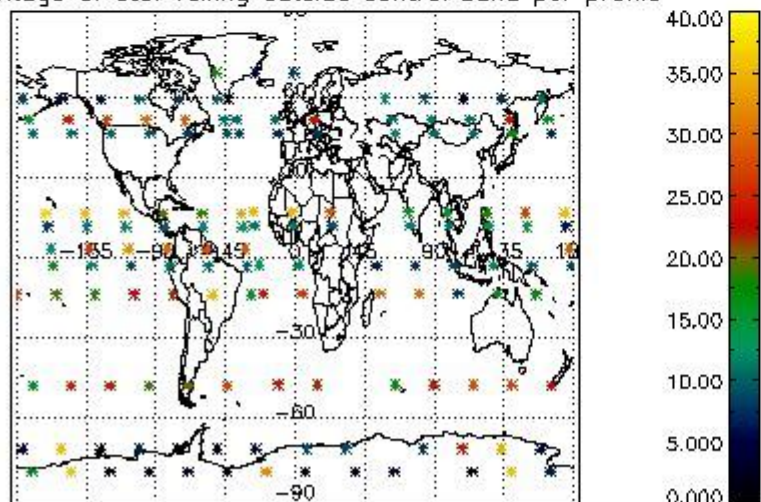
Percentage of cosmic ray hits per profile



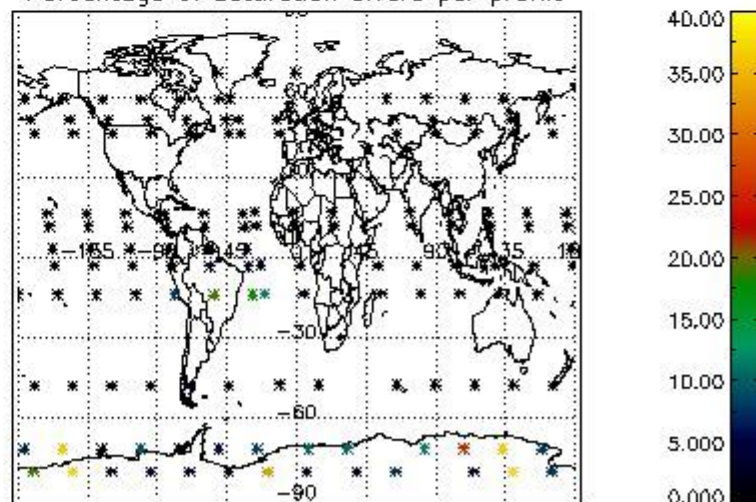
Percentage of datation errors per profile



Percentage of star falling outside central band per profile

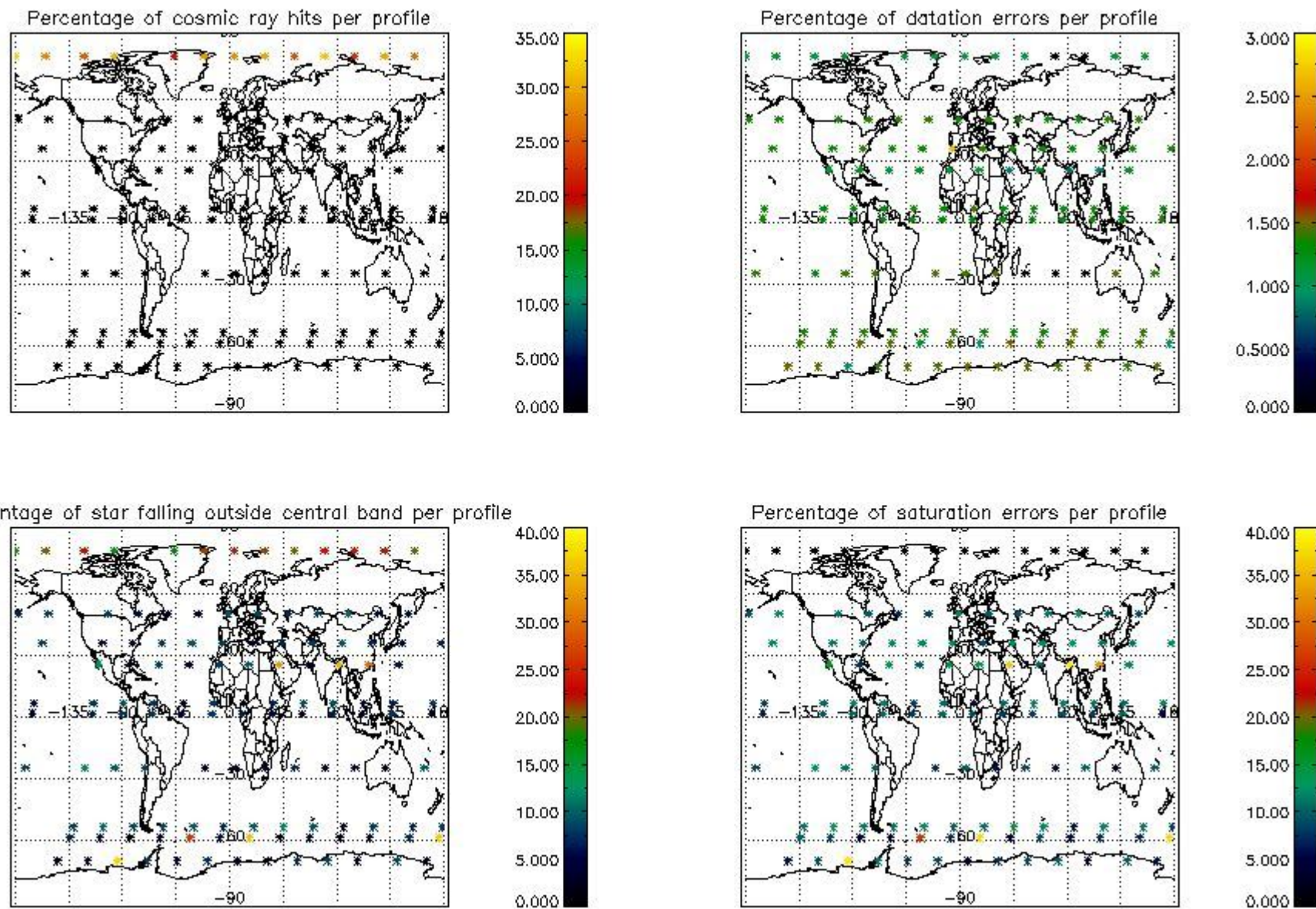


Percentage of saturation errors per profile



4.2.2 Plot level 1 quality information per product (world map): ENVISAT DESCENDING passes





## 5. Trace gas profiles

### 5.1 Ozone statistics based on quality of products

The final quality of the products can be "measured" using the STD (Standard Deviation) attached to every point profile. This information is written to the parameter GOM\_NL\_\_2P/NL\_LOCAL\_SPECIES\_DENSITY/o3\_std of the level 2 products. The table below shows the statistics for given STD ranges.

The statistics are given with respect to the overall valid production:

- Products without fatal errors: GOM\_NL\_\_2P/MPH/PRODUCT\_ERR=0
- Valid point profile: GOM\_NL\_\_2P/NL\_LOCAL\_SPECIES\_DENSITY/pcd(0)=0

The 'Criteria' is applied to valid points of dark limb products:

- Products in dark limb illumination condition: GOM\_NL\_\_2P/NL\_SUMMARY\_QUALITY/obs\_ill\_cond=0
- Products without fatal errors: GOM\_NL\_\_2P/MPH/PRODUCT\_ERR=0
- Valid point profile: GOM\_NL\_\_2P/NL\_LOCAL\_SPECIES\_DENSITY/pcd(0)=0

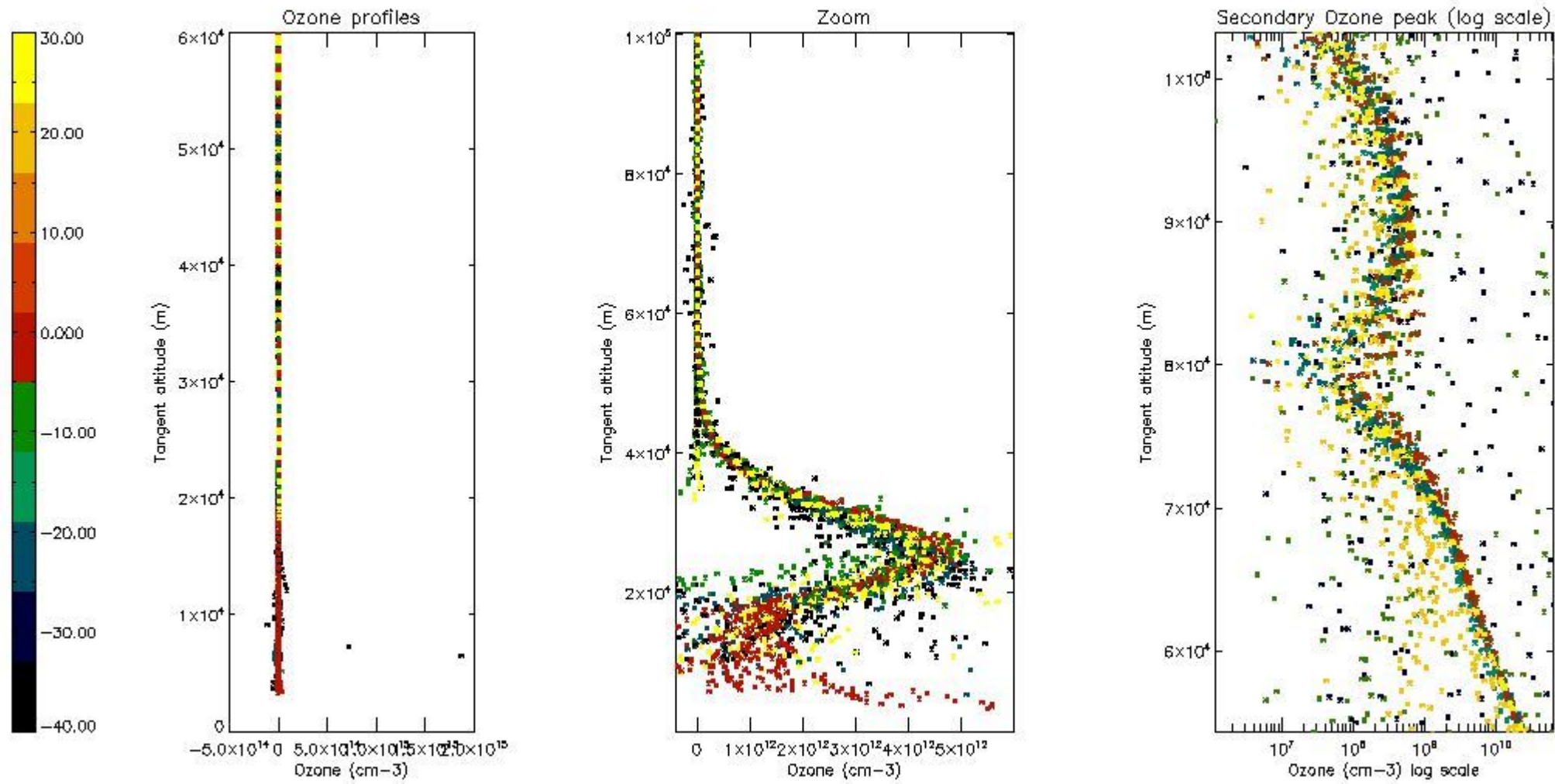
So, the table below shows the percentage of dark limb and valid observations for each criteria with respect to the overall valid daily observations.

Criteria	% of total production
All STD	37
STD < 20	19

STD < 10	14
STD < 5	10

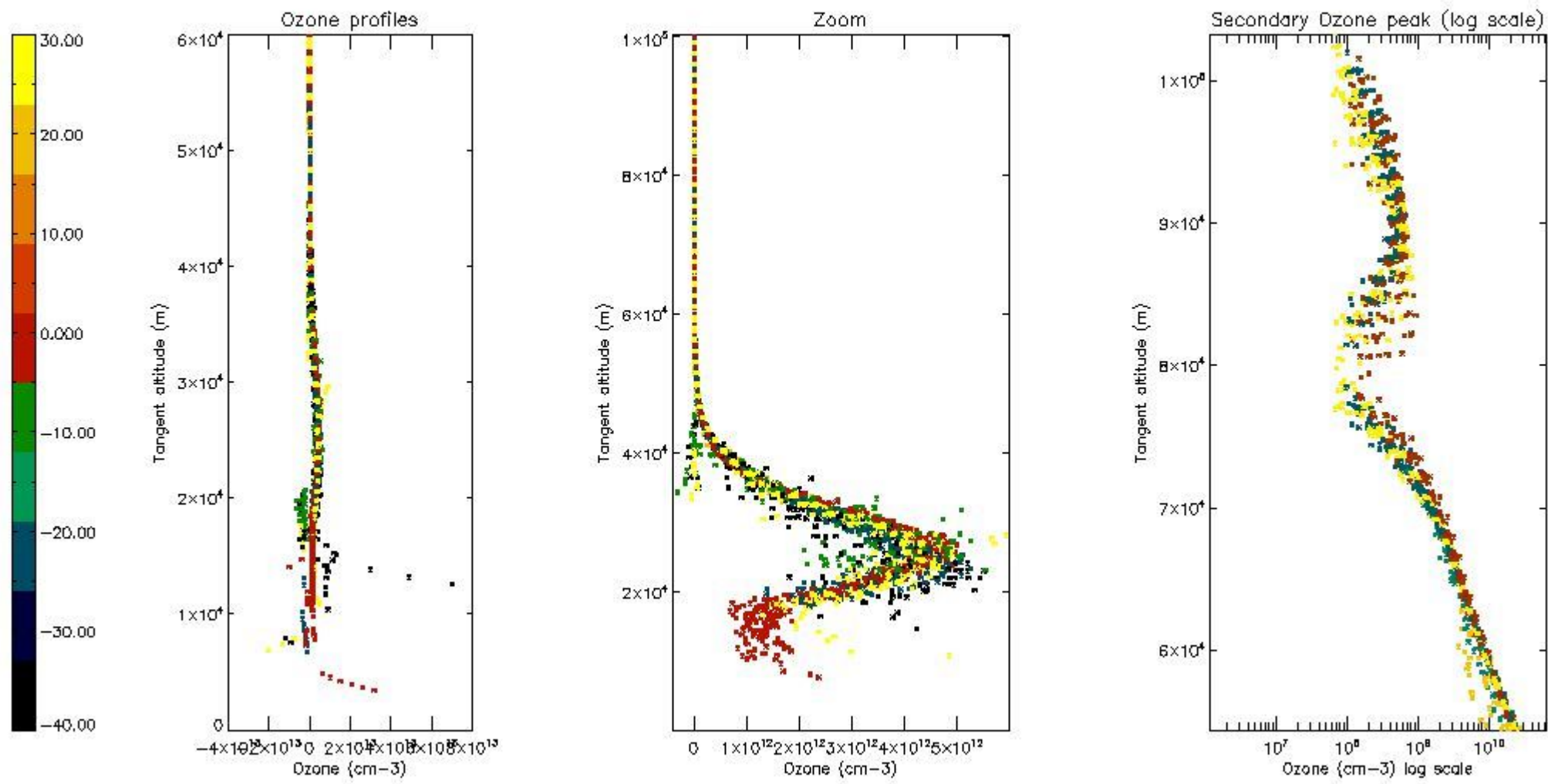
5.2 Plot ozone profiles for all STD (dark without errors)

The colorbar represents the latitude.



5.3 Plot ozone profiles where STD < 20% (dark without errors)

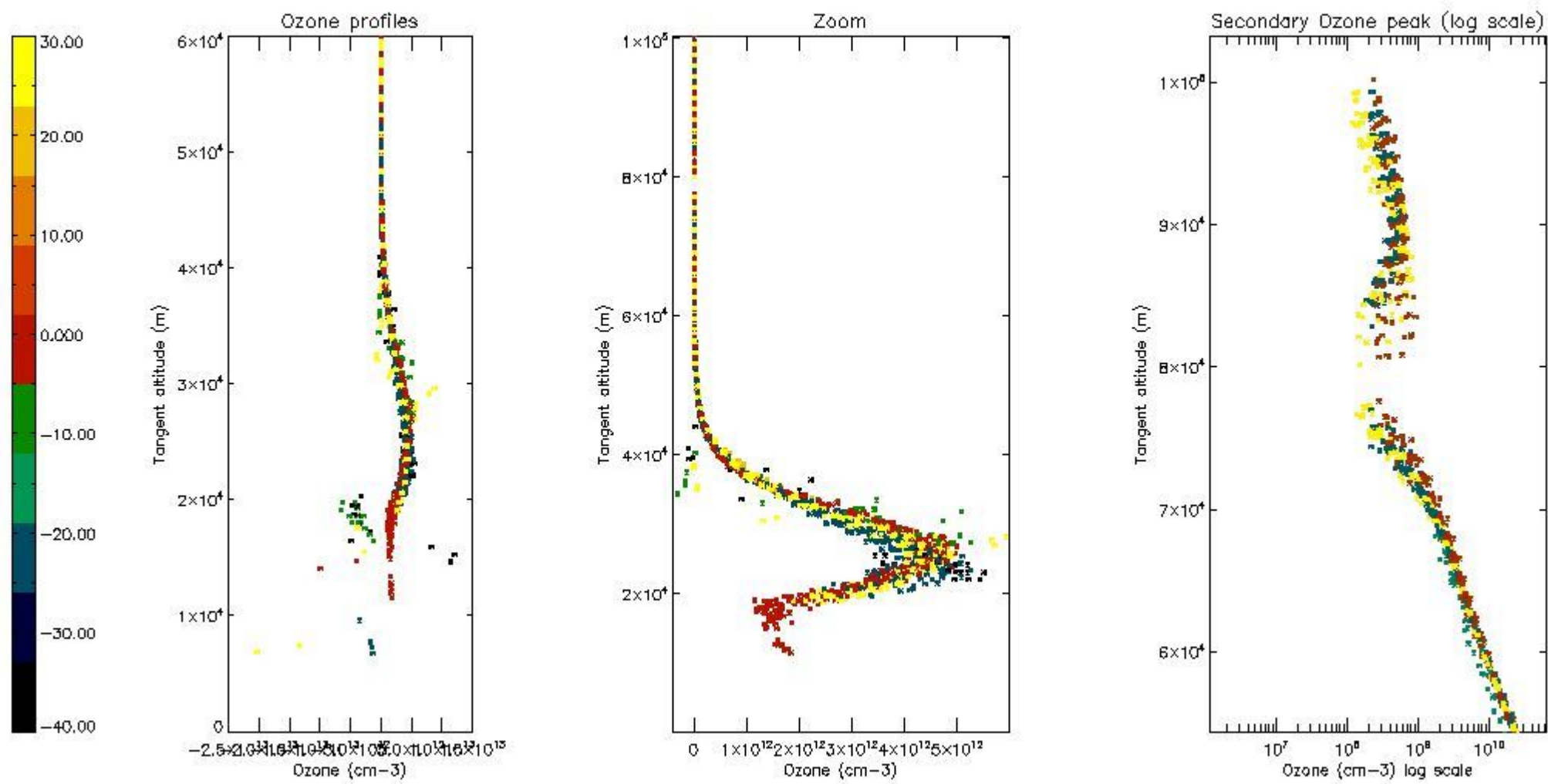
The colorbar represents the latitude.



*5.4 Plot ozone profiles where STD < 10% (dark without errors)*

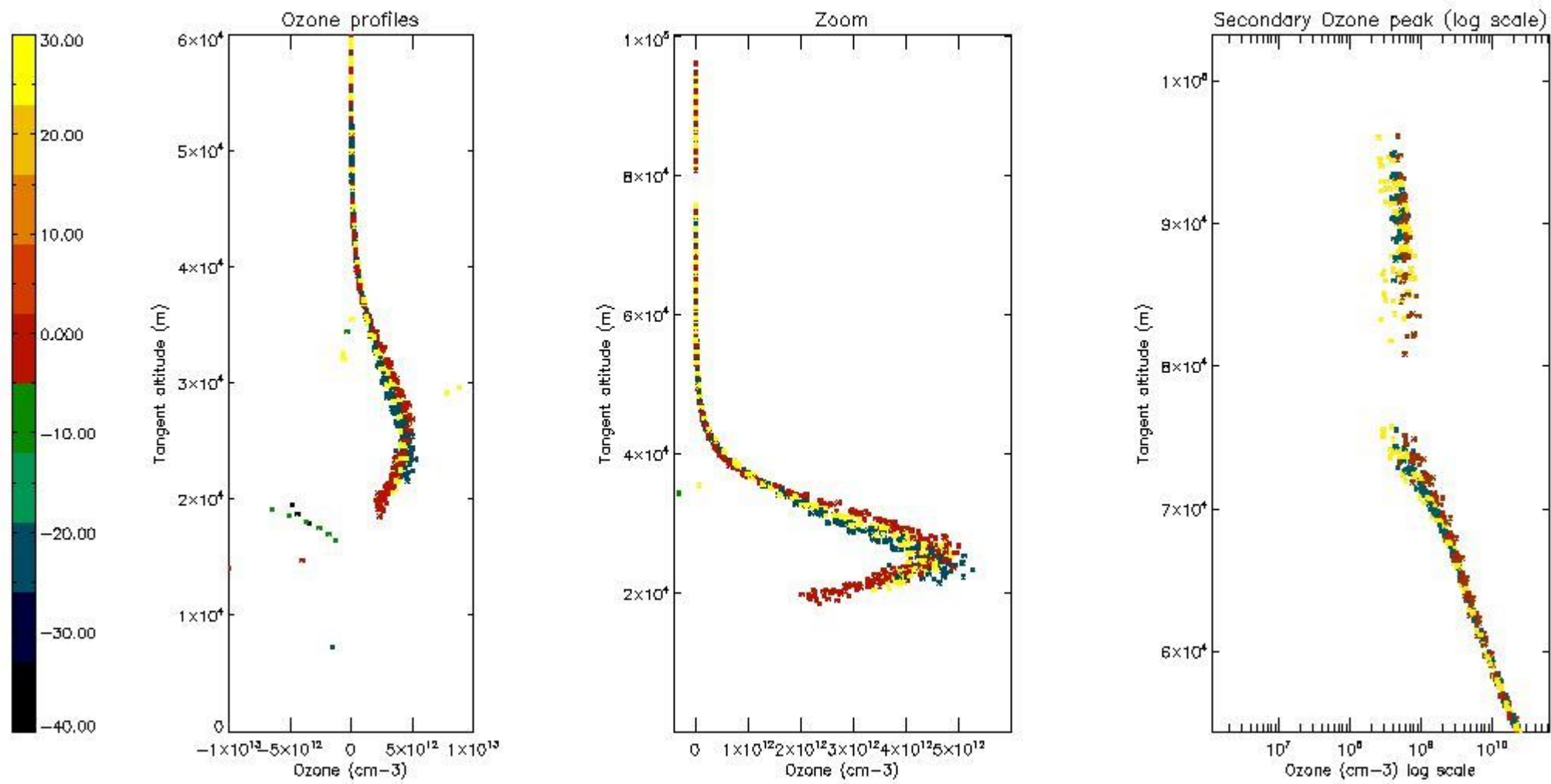
The colorbar represents the latitude.





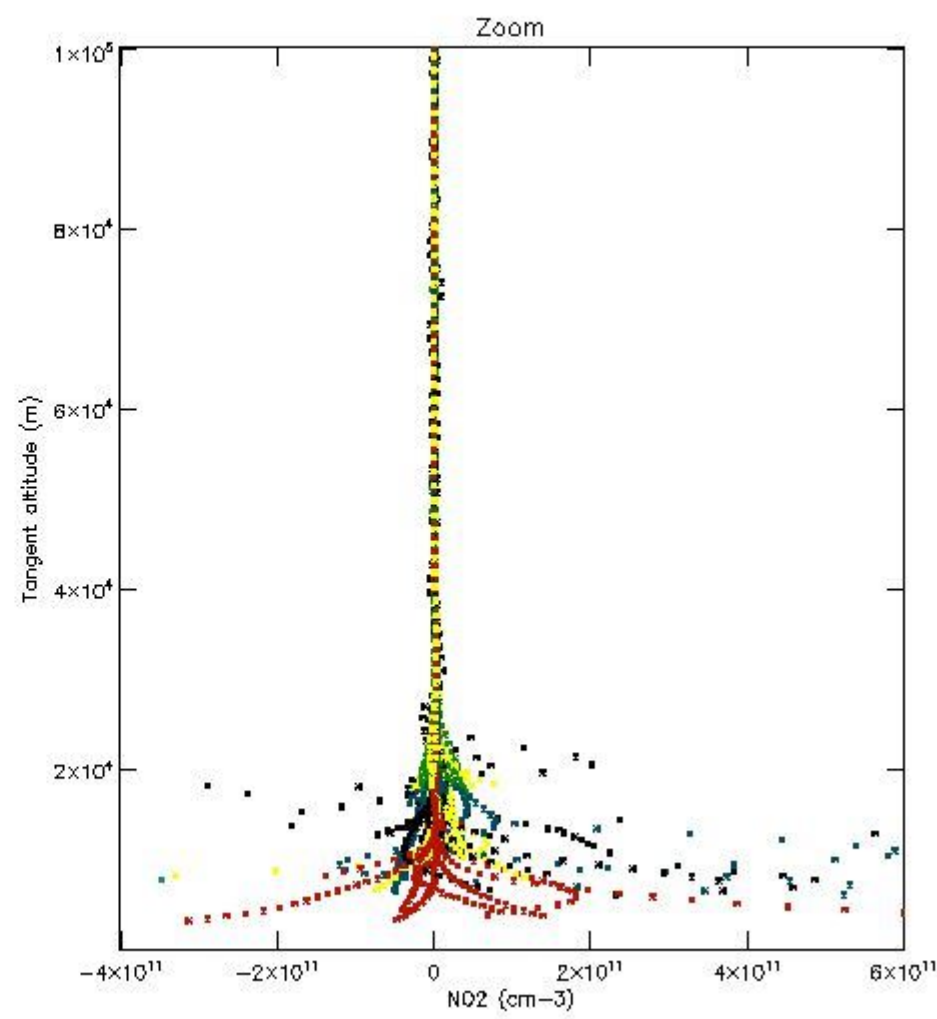
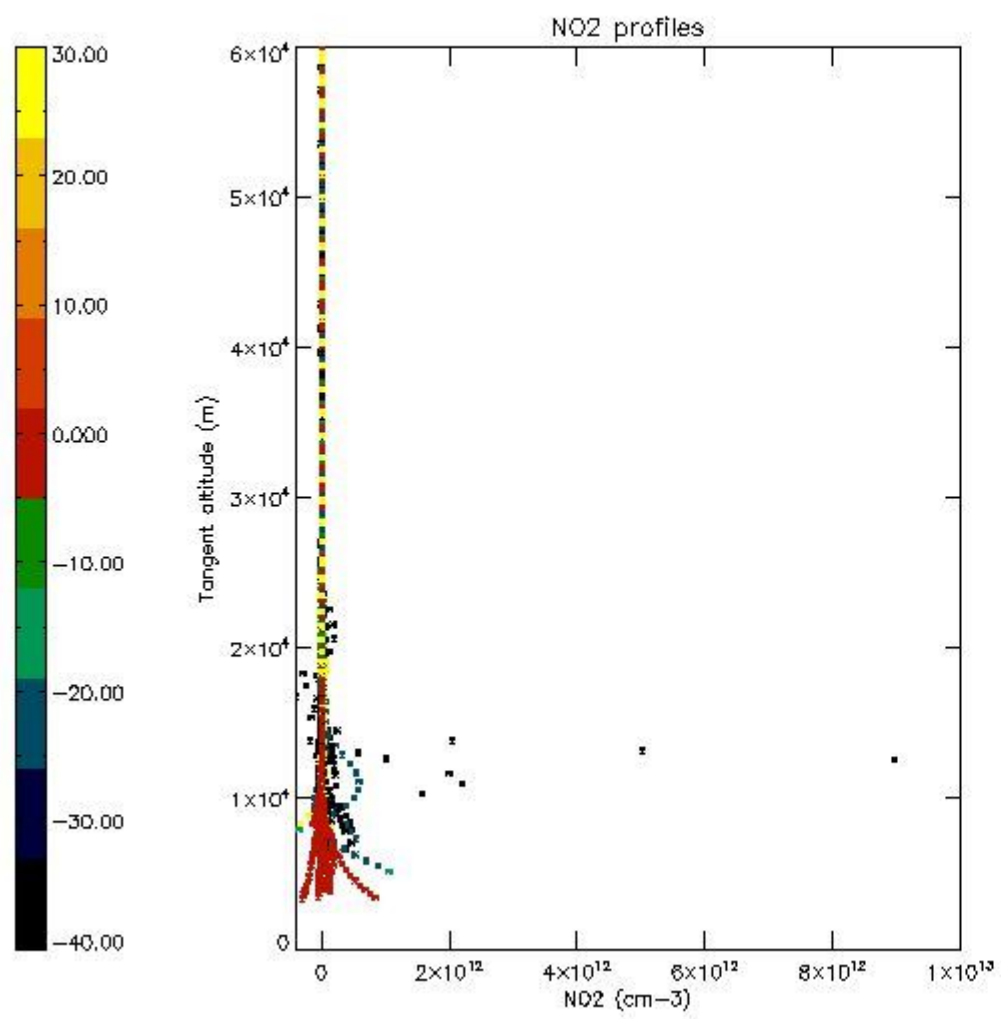
*5.5 Plot ozone profiles where STD < 5% (dark without errors)*

The colorbar represents the latitude.



*5.6 Plot NO<sub>2</sub> profiles for all STD (dark without errors)*

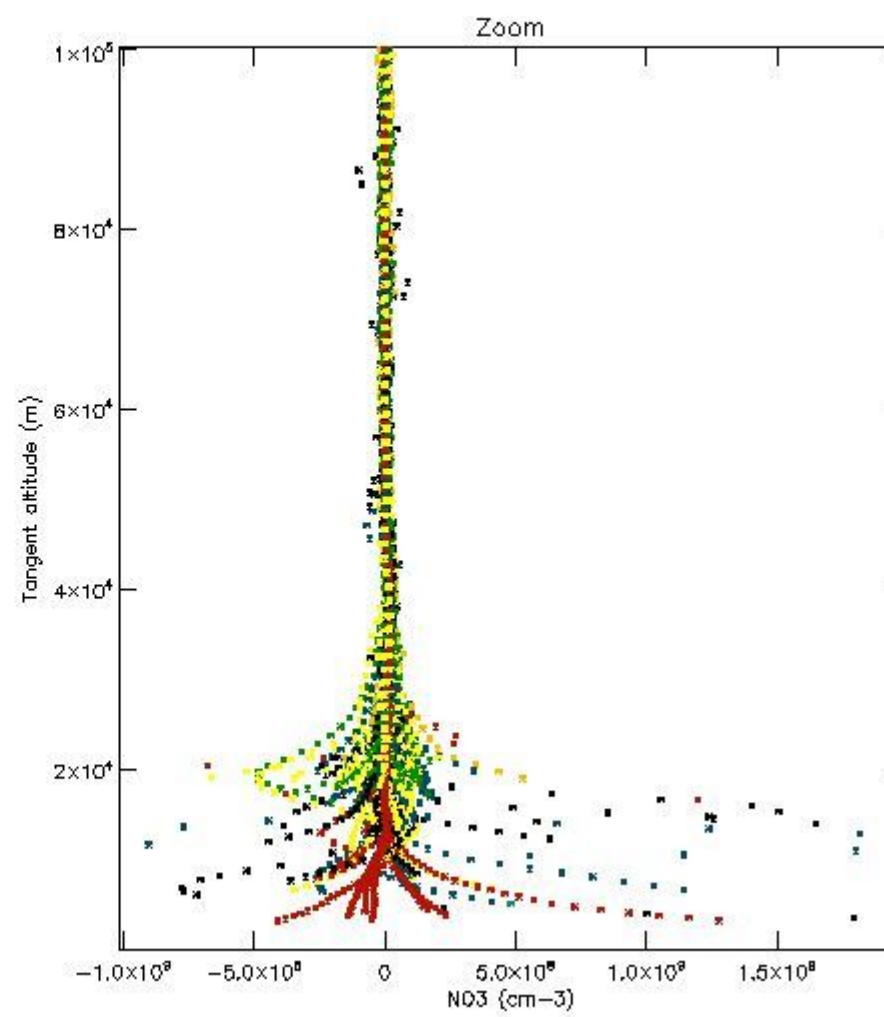
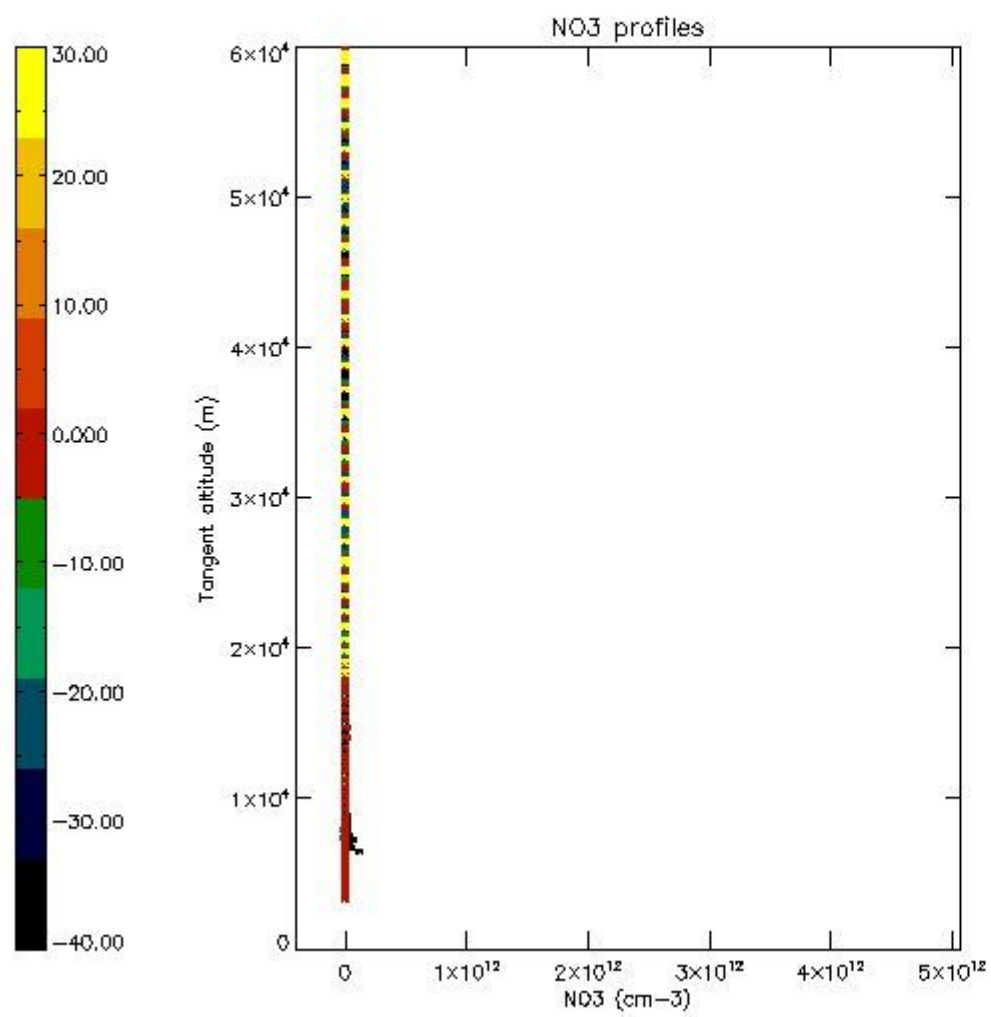
The colorbar represents the latitude.



*5.7 Plot NO3 profiles for all STD (dark without errors)*

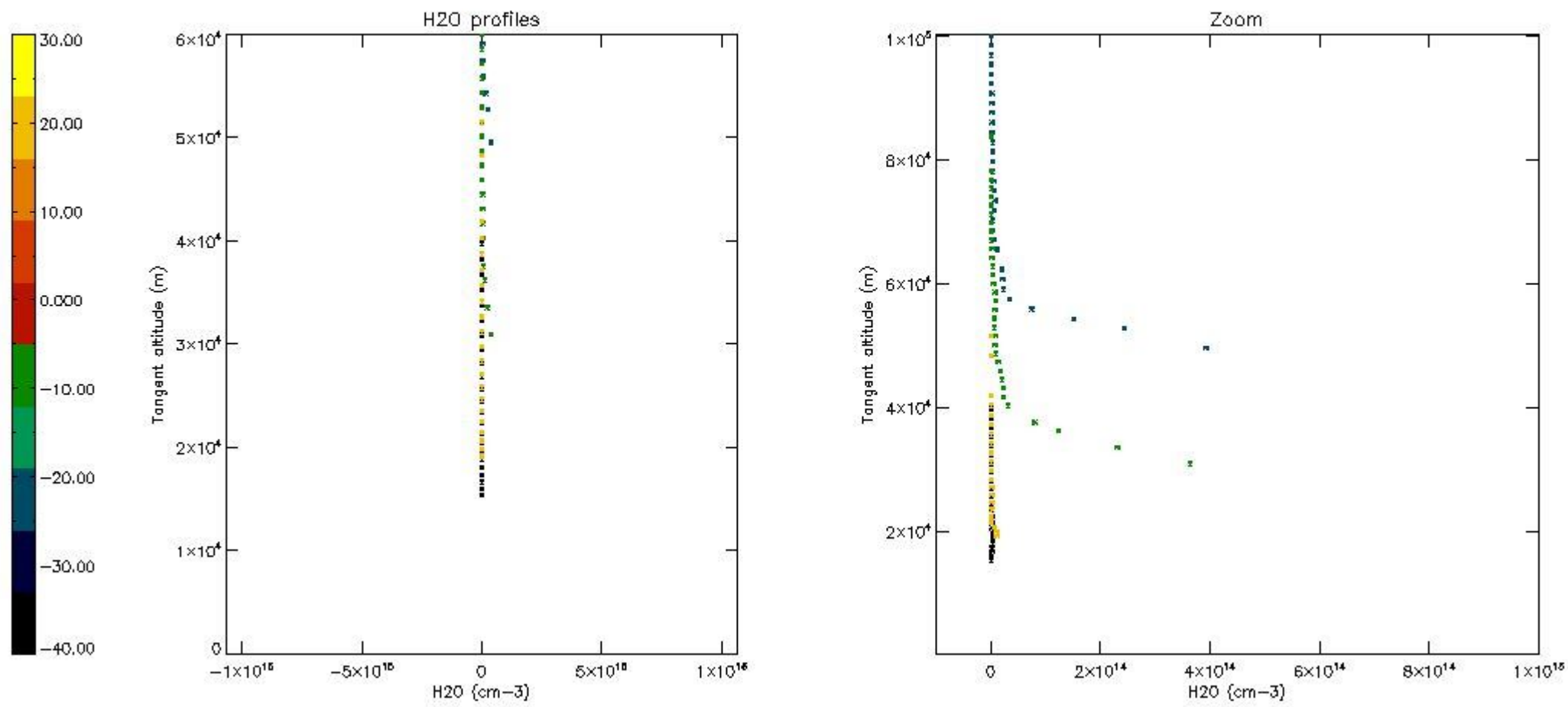
The colorbar represents the latitude.





5.8 Plot H<sub>2</sub>O profiles for all STD (only for occultations of stars 1,2,3,4,13,14,16,26,63 dark without errors)

The colorbar represents the latitude.



## 6. Auxiliary Data Files used for the production reported in section 2

The number reported in the third column indicates since which file (see list in section 2) the corresponding auxiliary file has been used. The fourth column is the date of those product files.

Type	Auxiliary Filename	Used since product	Used since product date
INST_PHYS_CHARACTERISTICS	GOM_INS_AXVIEC20091111_143220_20030716_120000_20500101_000000	1	10-OCT-2008 00:02:03
LEVEL-2_PROC_CONFIG	GOM_PR2_AXVIEC20091111_152718_20020301_000000_20500101_000000	1	10-OCT-2008 00:02:03
CROSS_SECTIONS_FILE	GOM_CRS_AXVIEC20091111_154832_20020301_000000_20500101_000000	1	10-OCT-2008 00:02:03

# GOMOS Level 2 Daily Report

## SUMMARY

### [1. General Info](#)

### [2. Summary of processed GOM\\_NL\\_2P products](#)

### [3. Level 2 Quality information per product](#)

#### [3.1 Plot of level 2 quality information per product \(time dependant\)](#)

#### [3.2 Plot of level 2 quality information per product \(world map\)](#)

### [4. Level 1 Quality information per product \(stored on level 2 products\)](#)

#### [4.1 Plot of level 1 quality information per product \(time dependant\)](#)

##### [4.1.1 Plot of level 1 quality information per product \(time dependant\): ASCENDING](#)

##### [4.1.2 Plot of level 1 quality information per product \(time dependant\): DESCENDING](#)

#### [4.2 Plot of level 1 quality information per product \(world map\)](#)

##### [4.2.1 Plot of level 1 quality information per product \(world map\): ASCENDING](#)

##### [4.2.2 Plot of level 1 quality information per product \(world map\): DESCENDING](#)

### [5. Ozone profiles based on quality statistics and other trace gas profiles](#)

#### [5.1 Ozone statistics based on quality of products](#)

#### [5.2 Plot ozone profiles for all STD \(dark without errors\)](#)

#### [5.3 Plot ozone profiles where STD < 20% \(dark without errors\)](#)

#### [5.4. Plot ozone profiles where STD < 10% \(dark without errors\)](#)

#### [5.5. Plot ozone profiles where STD < 5% \(dark without errors\)](#)

#### [5.6 Plot NO2 profiles for all STD \(dark without errors\)](#)

#### [5.7 Plot NO3 profiles for all STD \(dark without errors\)](#)

#### [5.8 Plot H2O profiles \(only for occultations of stars 1,2,3,4,13,14,16,26,63 dark without errors\) for all STD](#)

### [6. Auxiliary Data Files used for the production reported in section 2](#)



This report presents the daily analysis on parameters extracted from GOMOS level 2 data (GOM\_NL\_\_2P). It is intended to monitor some important parameters that will impact the quality of these products. A list of level 2 products (and content) that have arrived during the reporting day to the PCF is also given.

Item	Value
Time of report generation	25APR2013 20:49:21
Data source version	GOMOS/6.01
Start time of products	10-10-2008 (10OCT2008 00:00:00)
Stop time of products	11-10-2008 (11OCT2008 00:00:00)
Store outputs in DB	Yes
Nb of level 2 prods	272
Nb of prods with errors	0

## 2. Summary of processed GOM\_NL\_\_2P products.

Nr	Filename	UTC Start time	Limb	Duration	Star Id	Star Name	Star Mag	Star Temp	Nb Meas	Orbit	Prod. error
1	GOM_NL__2PRFIN20081010_000203_000000422072_00445_34567_2984.N1	10-OCT-2008 00:02:03	Dark	41.500	65	Lam Vel	2.2040	4400.0	83	34567	No
2	GOM_NL__2PRFIN20081010_000501_000000412072_00445_34567_2985.N1	10-OCT-2008 00:05:01	Dark	41.000	34	Gam2Vel	1.7930	23000.	82	34567	No
3	GOM_NL__2PRFIN20081010_000650_000000492072_00446_34568_2976.N1	10-OCT-2008 00:06:50	Dark	49.000	41	Eps Car	1.8600	4100.0	98	34568	No
4	GOM_NL__2PRFIN20081010_000909_000000452072_00446_34568_2977.N1	10-OCT-2008 00:09:09	Dark	45.000	161	Tau Pup	2.9310	4500.0	90	34568	No
5	GOM_NL__2PRFIN20081010_001032_000000592072_00446_34568_2978.N1	10-OCT-2008 00:10:32	Dark	59.000	2	Alp Car	-0.73600	7000.0	118	34568	No
6	GOM_NL__2PRFIN20081010_001857_000000382072_00446_34568_2979.N1	10-OCT-2008 00:18:57	Dark	38.000	143	Alp Hyi	2.8570	7200.0	76	34568	No
7	GOM_NL__2PRFIN20081010_002024_000000392072_00446_34568_2980.N1	10-OCT-2008 00:20:24	Dark	38.500	9	Alp Eri	0.45300	24000.	77	34568	No
8	GOM_NL__2PRFIN20081010_002240_000000472072_00446_34568_2981.N1	10-OCT-2008 00:22:40	Straylight	46.500	157	The1Eri	2.9060	9300.0	93	34568	No
9	GOM_NL__2PRFIN20081010_003214_000000452072_00446_34568_2982.N1	10-OCT-2008 00:32:14	Straylight	44.500	52	16Bet Cet	2.0370	4500.0	89	34568	No
10	GOM_NL__2PRFIN20081010_004205_000000362072_00446_34568_2983.N1	10-OCT-2008 00:42:05	Bright	36.000	140	88Gam Peg	2.8340	26000.	72	34568	No
11	GOM_NL__2PRFIN20081010_004607_000000372072_00446_34568_2984.N1	10-OCT-2008 00:46:07	Bright	37.000	58	21Alp And	2.0730	11000.	74	34568	No
12	GOM_NL__2PRFIN20081010_004903_000000422072_00446_34568_2985.N1	10-OCT-2008 00:49:03	Bright	42.000	53	43Bet And	2.0480	3300.0	84	34568	No
13	GOM_NL__2PRFIN20081010_005421_000000382072_00446_34568_2986.N1	10-OCT-2008 00:54:21	Bright	38.000	68	18Alp Cas	2.2250	4500.0	76	34568	No
14	GOM_NL__2PRFIN20081010_005545_000000392072_00446_34568_2987.N1	10-OCT-2008 00:55:45	Bright	38.500	76	27Gam Cas	2.3000	30000.	77	34568	No
15	GOM_NL__2PRFIN20081010_010305_000000342072_00446_34568_2988.N1	10-OCT-2008 01:03:05	Bright	34.000	49	1Alp UMi	1.9900	6300.0	68	34568	No
16	GOM_NL__2PRFIN20081010_011114_000000372072_00446_34568_2989.N1	10-OCT-2008 01:11:14	Bright	37.000	36	50Alp UMa	1.8000	6300.0	74	34568	No
17	GOM_NL__2PRFIN20081010_011246_000000352072_00446_34568_2990.N1	10-OCT-2008 01:12:46	Bright	35.000	82	48Bet UMa	2.3650	10600.	70	34568	No
18	GOM_NL__2PRFIN20081010_011606_000000342072_00446_34568_2991.N1	10-OCT-2008 01:16:06	Bright	33.500	174	52Psi UMa	3.0040	4400.0	67	34568	No
19	GOM_NL__2PRFIN20081010_012253_000000392072_00446_34568_2992.N1	10-OCT-2008 01:22:53	Bright	38.500	166	17Eps Leo	2.9800	6000.0	77	34568	No
20	GOM_NL__2PRFIN20081010_012603_000000382072_00446_34568_2993.N1	10-OCT-2008 01:26:03	Bright	37.500	22	32Alp Leo	1.3600	15200.	75	34568	No
21	GOM_NL__2PRFIN20081010_013302_000000532072_00446_34568_2994.N1	10-OCT-2008 01:33:02	Twilight	52.500	48	30Alp Hya	1.9770	4100.0	105	34568	No
22	GOM_NL__2PRFIN20081010_014240_000000552072_00446_34568_2995.N1	10-OCT-2008 01:42:40	Dark	55.000	65	Lam Vel	2.2040	4400.0	110	34568	No
23	GOM_NL__2PRFIN20081010_014538_000000422072_00446_34568_2996.N1	10-OCT-2008 01:45:38	Dark	42.000	34	Gam2Vel	1.7930	23000.	84	34568	No
24	GOM_NL__2PRFIN20081010_014726_000000492072_00447_34569_3003.N1	10-OCT-2008 01:47:26	Dark	48.500	41	Eps Car	1.8600	4100.0	97	34569	No
25	GOM_NL__2PRFIN20081010_014945_000000452072_00447_34569_3004.N1	10-OCT-2008 01:49:45	Dark	45.000	161	Tau Pup	2.9310	4500.0	90	34569	No
26	GOM_NL__2PRFIN20081010_015108_000000482072_00447_34569_3005.N1	10-OCT-2008 01:51:08	Dark	48.000	2	Alp Car	-0.73600	7000.0	96	34569	No
27	GOM_NL__2PRFIN20081010_015933_000000372072_00447_34569_3006.N1	10-OCT-2008 01:59:33	Dark	37.000	143	Alp Hyi	2.8570	7200.0	74	34569	No
28	GOM_NL__2PRFIN20081010_020101_000000492072_00447_34569_3007.N1	10-OCT-2008 02:01:01	Dark	48.500	9	Alp Eri	0.45300	24000.	97	34569	No
29	GOM_NL__2PRFIN20081010_020316_000000462072_00447_34569_3008.N1	10-OCT-2008 02:03:16	Straylight	45.500	157	The1Eri	2.9060	9300.0	91	34569	No
30	GOM_NL__2PRFIN20081010_021250_000000442072_00447_34569_3009.N1	10-OCT-2008 02:12:50	Straylight	43.500	52	16Bet Cet	2.0370	4500.0	87	34569	No
31	GOM_NL__2PRFIN20081010_022241_000000372072_00447_34569_3010.N1	10-OCT-2008 02:22:41	Bright	36.500	140	88Gam Peg	2.8340	26000.	73	34569	No
32	GOM_NL__2PRFIN20081010_022642_000000372072_00447_34569_3011.N1	10-OCT-2008 02:26:42	Bright	37.000	58	21Alp And	2.0730	11000.	74	34569	No
33	GOM_NL__2PRFIN20081010_022938_000000572072_00447_34569_3012.N1	10-OCT-2008 02:29:38	Bright	56.500	53	43Bet And	2.0480	3300.0	113	34569	No
34	GOM_NL__2PRFIN20081010_023457_000000382072_00447_34569_3013.N1	10-OCT-2008 02:34:57	Bright	37.500	68	18Alp Cas	2.2250	4500.0	75	34569	No
35	GOM_NL__2PRFIN20081010_023621_000000372072_00447_34569_3014.N1	10-OCT-2008 02:36:21	Bright	37.000	76	27Gam Cas	2.3000	30000.	74	34569	No
36	GOM_NL__2PRFIN20081010_024340_000000362072_00447_34569_3015.N1	10-OCT-2008 02:43:40	Bright	35.500	49	1Alp UMi	1.9900	6300.0	71	34569	No
37	GOM_NL__2PRFIN20081010_025150_000000352072_00447_34569_3016.N1	10-OCT-2008 02:51:50	Bright	34.500	36	50Alp UMa	1.8000	6300.0	69	34569	No
38	GOM_NL__2PRFIN20081010_025322_000000342072_00447_34569_3017.N1	10-OCT-2008 02:53:22	Bright	34.000	82	48Bet UMa	2.3650	10600.	68	34569	No
39	GOM_NL__2PRFIN20081010_025642_000000352072_00447_34569_3018.N1	10-OCT-2008 02:56:42	Bright	35.000	174	52Psi UMa	3.0040	4400.0	70	34569	No
40	GOM_NL__2PRFIN20081010_030329_000000552072_00447_34569_3019.N1	10-OCT-2008 03:03:29	Bright	54.500	166	17Eps Leo	2.9800	6000.0	109	34569	No
41	GOM_NL__2PRFIN20081010_030640_000000372072_00447_34569_3020.N1	10-OCT-2008 03:06:40	Bright	37.000	22	32Alp Leo	1.3600	15200.	74	34569	No
42	GOM_NL__2PRFIN20081010_031339_000000482072_00447_34569_3021.N1	10-OCT-2008 03:13:39	Twilight	47.500	48	30Alp Hya	1.9770	4100.0	95	34569	No

43	GOM_NL__2PRFIN20081010_032316_000000452072_00447_34569_3022.N1	10-OCT-2008 03:23:16	Dark	44.500	65	Lam Vel	2.2040	4400.0	89	34569	No
44	GOM_NL__2PRFIN20081010_032615_000000422072_00447_34569_3023.N1	10-OCT-2008 03:26:15	Dark	41.500	34	Gam2Vel	1.7930	23000.	83	34569	No
45	GOM_NL__2PRFIN20081010_032803_000000492072_00448_34570_3016.N1	10-OCT-2008 03:28:03	Dark	49.000	41	Eps Car	1.8600	4100.0	98	34570	No
46	GOM_NL__2PRFIN20081010_033022_000000432072_00448_34570_3017.N1	10-OCT-2008 03:30:22	Dark	43.000	161	Tau Pup	2.9310	4500.0	86	34570	No
47	GOM_NL__2PRFIN20081010_033145_000000492072_00448_34570_3018.N1	10-OCT-2008 03:31:45	Dark	48.500	2	Alp Car	-0.73600	7000.0	97	34570	No
48	GOM_NL__2PRFIN20081010_034010_000000382072_00448_34570_3019.N1	10-OCT-2008 03:40:10	Dark	37.500	143	Alp Hyi	2.8570	7200.0	75	34570	No
49	GOM_NL__2PRFIN20081010_034137_000000492072_00448_34570_3020.N1	10-OCT-2008 03:41:37	Dark	48.500	9	Alp Eri	0.45300	24000.	97	34570	No
50	GOM_NL__2PRFIN20081010_034353_000000472072_00448_34570_3021.N1	10-OCT-2008 03:43:53	Straylight	46.500	157	The1Eri	2.9060	9300.0	93	34570	No
51	GOM_NL__2PRFIN20081010_035326_000000442072_00448_34570_3022.N1	10-OCT-2008 03:53:26	Straylight	44.000	52	16Bet Cet	2.0370	4500.0	88	34570	No
52	GOM_NL__2PRFIN20081010_040317_000000382072_00448_34570_3023.N1	10-OCT-2008 04:03:17	Bright	38.000	140	88Gam Peg	2.8340	26000.	76	34570	No
53	GOM_NL__2PRFIN20081010_040718_000000382072_00448_34570_3024.N1	10-OCT-2008 04:07:18	Bright	38.000	58	21Alp And	2.0730	11000.	76	34570	No
54	GOM_NL__2PRFIN20081010_041014_000000612072_00448_34570_3025.N1	10-OCT-2008 04:10:14	Bright	61.000	53	43Bet And	2.0480	3300.0	122	34570	No
55	GOM_NL__2PRFIN20081010_041533_000000392072_00448_34570_3026.N1	10-OCT-2008 04:15:33	Bright	39.000	68	18Alp Cas	2.2250	4500.0	78	34570	No
56	GOM_NL__2PRFIN20081010_041656_000000392072_00448_34570_3027.N1	10-OCT-2008 04:16:56	Bright	38.500	76	27Gam Cas	2.3000	30000.	77	34570	No
57	GOM_NL__2PRFIN20081010_042417_000000342072_00448_34570_3028.N1	10-OCT-2008 04:24:17	Bright	34.000	49	1Alp UMi	1.9900	6300.0	68	34570	No
58	GOM_NL__2PRFIN20081010_043227_000000372072_00448_34570_3029.N1	10-OCT-2008 04:32:27	Bright	37.000	36	50Alp UMa	1.8000	6300.0	74	34570	No
59	GOM_NL__2PRFIN20081010_043359_000000362072_00448_34570_3030.N1	10-OCT-2008 04:33:59	Bright	35.500	82	48Bet UMa	2.3650	10600.	71	34570	No
60	GOM_NL__2PRFIN20081010_043718_000000352072_00448_34570_3031.N1	10-OCT-2008 04:37:18	Bright	34.500	174	52Psi UMa	3.0040	4400.0	69	34570	No
61	GOM_NL__2PRFIN20081010_044406_000000382072_00448_34570_3032.N1	10-OCT-2008 04:44:06	Bright	37.500	166	17Eps Leo	2.9800	6000.0	75	34570	No
62	GOM_NL__2PRFIN20081010_044716_000000352072_00448_34570_3033.N1	10-OCT-2008 04:47:16	Bright	35.000	22	32Alp Leo	1.3600	15200.	70	34570	No
63	GOM_NL__2PRFIN20081010_045415_000000482072_00448_34570_3034.N1	10-OCT-2008 04:54:15	Twilight	47.500	48	30Alp Hya	1.9770	4100.0	95	34570	No
64	GOM_NL__2PRFIN20081010_050353_000000462072_00448_34570_3035.N1	10-OCT-2008 05:03:53	Dark	46.000	65	Lam Vel	2.2040	4400.0	92	34570	No
65	GOM_NL__2PRFIN20081010_050651_000000412072_00448_34570_3036.N1	10-OCT-2008 05:06:51	Dark	41.000	34	Gam2Vel	1.7930	23000.	82	34570	No
66	GOM_NL__2PRFIN20081010_050839_000000512072_00449_34571_3029.N1	10-OCT-2008 05:08:39	Dark	51.000	41	Eps Car	1.8600	4100.0	102	34571	No
67	GOM_NL__2PRFIN20081010_051059_000000442072_00449_34571_3030.N1	10-OCT-2008 05:10:59	Dark	43.500	161	Tau Pup	2.9310	4500.0	87	34571	No
68	GOM_NL__2PRFIN20081010_051222_000000602072_00449_34571_3031.N1	10-OCT-2008 05:12:22	Dark	59.500	2	Alp Car	-0.73600	7000.0	119	34571	No
69	GOM_NL__2PRFIN20081010_052046_000000392072_00449_34571_3032.N1	10-OCT-2008 05:20:46	Dark	38.500	143	Alp Hyi	2.8570	7200.0	77	34571	No
70	GOM_NL__2PRFIN20081010_052213_000000472072_00449_34571_3033.N1	10-OCT-2008 05:22:13	Dark	47.000	9	Alp Eri	0.45300	24000.	94	34571	No
71	GOM_NL__2PRFIN20081010_052429_000000452072_00449_34571_3034.N1	10-OCT-2008 05:24:29	Straylight	44.500	157	The1Eri	2.9060	9300.0	89	34571	No
72	GOM_NL__2PRFIN20081010_053402_000000462072_00449_34571_3035.N1	10-OCT-2008 05:34:02	Straylight	45.500	52	16Bet Cet	2.0370	4500.0	91	34571	No
73	GOM_NL__2PRFIN20081010_054353_000000372072_00449_34571_3036.N1	10-OCT-2008 05:43:53	Bright	37.000	140	88Gam Peg	2.8340	26000.	74	34571	No
74	GOM_NL__2PRFIN20081010_054754_000000382072_00449_34571_3037.N1	10-OCT-2008 05:47:54	Bright	37.500	58	21Alp And	2.0730	11000.	75	34571	No
75	GOM_NL__2PRFIN20081010_055049_000000412072_00449_34571_3038.N1	10-OCT-2008 05:50:49	Bright	41.000	53	43Bet And	2.0480	3300.0	82	34571	No
76	GOM_NL__2PRFIN20081010_055608_000000392072_00449_34571_3039.N1	10-OCT-2008 05:56:08	Bright	39.000	68	18Alp Cas	2.2250	4500.0	78	34571	No
77	GOM_NL__2PRFIN20081010_055732_000000382072_00449_34571_3040.N1	10-OCT-2008 05:57:32	Bright	37.500	76	27Gam Cas	2.3000	30000.	75	34571	No
78	GOM_NL__2PRFIN20081010_060453_000000362072_00449_34571_3041.N1	10-OCT-2008 06:04:53	Bright	35.500	49	1Alp UMi	1.9900	6300.0	71	34571	No
79	GOM_NL__2PRFIN20081010_061303_000000382072_00449_34571_3042.N1	10-OCT-2008 06:13:03	Bright	38.000	36	50Alp UMa	1.8000	6300.0	76	34571	No
80	GOM_NL__2PRFIN20081010_061435_000000332072_00449_34571_3043.N1	10-OCT-2008 06:14:35	Bright	33.000	82	48Bet UMa	2.3650	10600.	66	34571	No
81	GOM_NL__2PRFIN20081010_061754_000000342072_00449_34571_3044.N1	10-OCT-2008 06:17:54	Bright	34.000	174	52Psi UMa	3.0040	4400.0	68	34571	No
82	GOM_NL__2PRFIN20081010_062442_000000392072_00449_34571_3045.N1	10-OCT-2008 06:24:42	Bright	38.500	166	17Eps Leo	2.9800	6000.0	77	34571	No
83	GOM_NL__2PRFIN20081010_062752_000000392072_00449_34571_3046.N1	10-OCT-2008 06:27:52	Bright	38.500	22	32Alp Leo	1.3600	15200.	77	34571	No
84	GOM_NL__2PRFIN20081010_063452_000000492072_00449_34571_3047.N1	10-OCT-2008 06:34:52	Twilight	48.500	48	30Alp Hya	1.9770	4100.0	97	34571	No
85	GOM_NL__2PRFIN20081010_064429_000000442072_00449_34571_3048.N1	10-OCT-2008 06:44:29	Dark	43.500	65	Lam Vel	2.2040	4400.0	87	34571	No
86	GOM_NL__2PRFIN20081010_064728_000000422072_00449_34571_3049.N1	10-OCT-2008 06:47:28	Dark	42.000	34	Gam2Vel	1.7930	23000.	84	34571	No
87	GOM_NL__2PRFIN20081010_064916_000000472072_00450_34572_3042.N1	10-OCT-2008 06:49:16	Dark	47.000	41	Eps Car	1.8600	4100.0	94	34572	No
88	GOM_NL__2PRFIN20081010_065136_000000452072_00450_34572_3043.N1	10-OCT-2008 06:51:36	Dark	44.500	161	Tau Pup	2.9310	4500.0	89	34572	No
89	GOM_NL__2PRFIN20081010_065259_000000612072_00450_34572_3044.N1	10-OCT-2008 06:52:59	Dark	60.500	2	Alp Car	-0.73600	7000.0	121	34572	No
90	GOM_NL__2PRFIN20081010_070122_000000392072_00450_34572_3045.N1	10-OCT-2008 07:01:22	Dark	38.500	143	Alp Hyi	2.8570	7200.0	77	34572	No
91	GOM_NL__2PRFIN20081010_070250_000000462072_00450_34572_3046.N1	10-OCT-2008 07:02:50	Dark	45.500	9	Alp Eri	0.45300	24000.	91	34572	No
92	GOM_NL__2PRFIN20081010_070506_000000442072_00450_34572_3047.N1	10-OCT-2008 07:05:06	Straylight	44.000	157	The1Eri	2.9060	9300.0	88	34572	No
93	GOM_NL__2PRFIN20081010_071438_000000462072_00450_34572_3048.N1	10-OCT-2008 07:14:38	Straylight	46.000	52	16Bet Cet	2.0370	4500.0	92	34572	No
94	GOM_NL__2PRFIN20081010_072429_000000372072_00450_34572_3049.N1	10-OCT-2008 07:24:29	Bright	36.500	140	88Gam Peg	2.8340	26000.	73	34572	No
95	GOM_NL__2PRFIN20081010_072830_000000372072_00450_34572_3050.N1	10-OCT-2008 07:28:30	Bright	37.000	58	21Alp And	2.0730	11000.	74	34572	No
96	GOM_NL__2PRFIN20081010_073125_000000592072_00450_34572_3051.N1	10-OCT-2008 07:31:25	Bright	59.000	53	43Bet And	2.0480	3300.0	118	34572	No
97	GOM_NL__2PRFIN20081010_073644_000000392072_00450_34572_3052.N1	10-OCT-2008 07:36:44	Bright	38.500	68	18Alp Cas	2.2250	4500.0	77	34572	No
98	GOM_NL__2PRFIN20081010_073808_000000382072_00450_34572_3053.N1	10-OCT-2008 07:38:08	Bright	37.500	76	27Gam Cas	2.3000	30000.	75	34572	No
99	GOM_NL__2PRFIN20081010_074528_000000352072_00450_34572_3054.N1	10-OCT-2008 07:45:28	Bright	34.500	49	1Alp UMi	1.9900	6300.0	69	34572	No
100	GOM_NL__2PRFIN20081010_075339_000000372072_00450_34572_3055.N1	10-OCT-2008 07:53:39	Bright	37.000	36	50Alp UMa	1.8000	6300.0	74	34572	No
101	GOM_NL__2PRFIN20081010_075511_000000522072_00450_34572_3056.N1	10-OCT-2008 07:55:11	Bright	52.000	82	48Bet UMa	2.3650	10600.	104	34572	No

102	GOM_NL__2PRFIN20081010_075830_000000342072_00450_34572_3057.N1	10-OCT-2008 07:58:30	Bright	33.500	174	52Psi UMa	3.0040	4400.0	67	34572	No
103	GOM_NL__2PRFIN20081010_080518_000000392072_00450_34572_3058.N1	10-OCT-2008 08:05:18	Bright	38.500	166	17Eps Leo	2.9800	6000.0	77	34572	No
104	GOM_NL__2PRFIN20081010_080828_000000352072_00450_34572_3059.N1	10-OCT-2008 08:08:28	Bright	34.500	22	32Alp Leo	1.3600	15200.	69	34572	No
105	GOM_NL__2PRFIN20081010_081528_000000512072_00450_34572_3060.N1	10-OCT-2008 08:15:28	Twilight	50.500	48	30Alp Hya	1.9770	4100.0	101	34572	No
106	GOM_NL__2PRFIN20081010_082506_000000442072_00450_34572_3061.N1	10-OCT-2008 08:25:06	Dark	44.000	65	Lam Vel	2.2040	4400.0	88	34572	No
107	GOM_NL__2PRFIN20081010_082805_000000452072_00450_34572_3062.N1	10-OCT-2008 08:28:05	Dark	44.500	34	Gam2Vel	1.7930	23000.	89	34572	No
108	GOM_NL__2PRFIN20081010_082952_000000402072_00451_34573_3052.N1	10-OCT-2008 08:29:52	Dark	40.000	41	Eps Car	1.8600	4100.0	80	34573	No
109	GOM_NL__2PRFIN20081010_083213_000000432072_00451_34573_3053.N1	10-OCT-2008 08:32:13	Dark	43.000	161	Tau Pup	2.9310	4500.0	86	34573	No
110	GOM_NL__2PRFIN20081010_083336_000000612072_00451_34573_3054.N1	10-OCT-2008 08:33:36	Dark	61.000	2	Alp Car	-0.73600	7000.0	122	34573	No
111	GOM_NL__2PRFIN20081010_084159_000000382072_00451_34573_3055.N1	10-OCT-2008 08:41:59	Dark	38.000	143	Alp Hyi	2.8570	7200.0	76	34573	No
112	GOM_NL__2PRFIN20081010_084326_000000412072_00451_34573_3056.N1	10-OCT-2008 08:43:26	Dark	41.000	9	Alp Eri	0.45300	24000.	82	34573	No
113	GOM_NL__2PRFIN20081010_084542_000000462072_00451_34573_3057.N1	10-OCT-2008 08:45:42	Straylight	46.000	157	The1Eri	2.9060	9300.0	92	34573	No
114	GOM_NL__2PRFIN20081010_085514_000000462072_00451_34573_3058.N1	10-OCT-2008 08:55:14	Straylight	46.000	52	16Bet Cet	2.0370	4500.0	92	34573	No
115	GOM_NL__2PRFIN20081010_090505_000000372072_00451_34573_3059.N1	10-OCT-2008 09:05:05	Bright	36.500	140	88Gam Peg	2.8340	26000.	73	34573	No
116	GOM_NL__2PRFIN20081010_090906_000000362072_00451_34573_3060.N1	10-OCT-2008 09:09:06	Bright	35.500	58	21Alp And	2.0730	11000.	71	34573	No
117	GOM_NL__2PRFIN20081010_091200_000000432072_00451_34573_3061.N1	10-OCT-2008 09:12:00	Bright	43.000	53	43Bet And	2.0480	3300.0	86	34573	No
118	GOM_NL__2PRFIN20081010_091720_000000362072_00451_34573_3062.N1	10-OCT-2008 09:17:20	Bright	36.000	68	18Alp Cas	2.2250	4500.0	72	34573	No
119	GOM_NL__2PRFIN20081010_091844_000000382072_00451_34573_3063.N1	10-OCT-2008 09:18:44	Bright	38.000	76	27Gam Cas	2.3000	30000.	76	34573	No
120	GOM_NL__2PRFIN20081010_092604_000000362072_00451_34573_3064.N1	10-OCT-2008 09:26:04	Bright	35.500	49	1Alp UMi	1.9900	6300.0	71	34573	No
121	GOM_NL__2PRFIN20081010_093415_000000362072_00451_34573_3065.N1	10-OCT-2008 09:34:15	Bright	35.500	36	50Alp UMa	1.8000	6300.0	71	34573	No
122	GOM_NL__2PRFIN20081010_093547_000000352072_00451_34573_3066.N1	10-OCT-2008 09:35:47	Bright	34.500	82	48Bet UMa	2.3650	10600.	69	34573	No
123	GOM_NL__2PRFIN20081010_093906_000000352072_00451_34573_3067.N1	10-OCT-2008 09:39:06	Bright	35.000	174	52Psi UMa	3.0040	4400.0	70	34573	No
124	GOM_NL__2PRFIN20081010_094554_000000382072_00451_34573_3068.N1	10-OCT-2008 09:45:54	Bright	37.500	166	17Eps Leo	2.9800	6000.0	75	34573	No
125	GOM_NL__2PRFIN20081010_094905_000000552072_00451_34573_3069.N1	10-OCT-2008 09:49:05	Bright	55.000	22	32Alp Leo	1.3600	15200.	110	34573	No
126	GOM_NL__2PRFIN20081010_095605_000000462072_00451_34573_3070.N1	10-OCT-2008 09:56:05	Twilight	46.000	48	30Alp Hya	1.9770	4100.0	92	34573	No
127	GOM_NL__2PRFIN20081010_100542_000000482072_00451_34573_3071.N1	10-OCT-2008 10:05:42	Dark	48.000	65	Lam Vel	2.2040	4400.0	96	34573	No
128	GOM_NL__2PRFIN20081010_100841_000000412072_00451_34573_3072.N1	10-OCT-2008 10:08:41	Dark	41.000	34	Gam2Vel	1.7930	23000.	82	34573	No
129	GOM_NL__2PRFIN20081010_101029_000000492072_00452_34574_3074.N1	10-OCT-2008 10:10:29	Dark	48.500	41	Eps Car	1.8600	4100.0	97	34574	No
130	GOM_NL__2PRFIN20081010_101249_000000422072_00452_34574_3075.N1	10-OCT-2008 10:12:49	Dark	42.000	161	Tau Pup	2.9310	4500.0	84	34574	No
131	GOM_NL__2PRFIN20081010_101412_000000612072_00452_34574_3076.N1	10-OCT-2008 10:14:12	Dark	60.500	2	Alp Car	-0.73600	7000.0	121	34574	No
132	GOM_NL__2PRFIN20081010_102235_000000372072_00452_34574_3077.N1	10-OCT-2008 10:22:35	Dark	36.500	143	Alp Hyi	2.8570	7200.0	73	34574	No
133	GOM_NL__2PRFIN20081010_102402_000000422072_00452_34574_3078.N1	10-OCT-2008 10:24:02	Dark	41.500	9	Alp Eri	0.45300	24000.	83	34574	No
134	GOM_NL__2PRFIN20081010_102619_000000472072_00452_34574_3079.N1	10-OCT-2008 10:26:19	Straylight	46.500	157	The1Eri	2.9060	9300.0	93	34574	No
135	GOM_NL__2PRFIN20081010_103550_000000452072_00452_34574_3080.N1	10-OCT-2008 10:35:50	Straylight	45.000	52	16Bet Cet	2.0370	4500.0	90	34574	No
136	GOM_NL__2PRFIN20081010_104541_000000382072_00452_34574_3081.N1	10-OCT-2008 10:45:41	Bright	37.500	140	88Gam Peg	2.8340	26000.	75	34574	No
137	GOM_NL__2PRFIN20081010_104942_000000382072_00452_34574_3082.N1	10-OCT-2008 10:49:42	Bright	37.500	58	21Alp And	2.0730	11000.	75	34574	No
138	GOM_NL__2PRFIN20081010_105236_000000432072_00452_34574_3083.N1	10-OCT-2008 10:52:36	Bright	43.000	53	43Bet And	2.0480	3300.0	86	34574	No
139	GOM_NL__2PRFIN20081010_105755_000000392072_00452_34574_3084.N1	10-OCT-2008 10:57:55	Bright	38.500	68	18Alp Cas	2.2250	4500.0	77	34574	No
140	GOM_NL__2PRFIN20081010_105919_000000392072_00452_34574_3085.N1	10-OCT-2008 10:59:19	Bright	38.500	76	27Gam Cas	2.3000	30000.	77	34574	No
141	GOM_NL__2PRFIN20081010_110640_000000352072_00452_34574_3086.N1	10-OCT-2008 11:06:40	Bright	35.000	49	1Alp UMi	1.9900	6300.0	70	34574	No
142	GOM_NL__2PRFIN20081010_111450_000000372072_00452_34574_3087.N1	10-OCT-2008 11:14:50	Bright	37.000	36	50Alp UMa	1.8000	6300.0	74	34574	No
143	GOM_NL__2PRFIN20081010_111623_000000442072_00452_34574_3088.N1	10-OCT-2008 11:16:23	Bright	44.000	82	48Bet UMa	2.3650	10600.	88	34574	No
144	GOM_NL__2PRFIN20081010_111942_000000352072_00452_34574_3089.N1	10-OCT-2008 11:19:42	Bright	34.500	174	52Psi UMa	3.0040	4400.0	69	34574	No
145	GOM_NL__2PRFIN20081010_112630_000000582072_00452_34574_3090.N1	10-OCT-2008 11:26:30	Bright	58.000	166	17Eps Leo	2.9800	6000.0	116	34574	No
146	GOM_NL__2PRFIN20081010_112941_000000382072_00452_34574_3091.N1	10-OCT-2008 11:29:41	Bright	37.500	22	32Alp Leo	1.3600	15200.	75	34574	No
147	GOM_NL__2PRFIN20081010_113641_000000492072_00452_34574_3092.N1	10-OCT-2008 11:36:41	Twilight	49.000	48	30Alp Hya	1.9770	4100.0	98	34574	No
148	GOM_NL__2PRFIN20081010_114619_000000432072_00452_34574_3093.N1	10-OCT-2008 11:46:19	Dark	43.000	65	Lam Vel	2.2040	4400.0	86	34574	No
149	GOM_NL__2PRFIN20081010_114918_000000422072_00452_34574_3094.N1	10-OCT-2008 11:49:18	Dark	41.500	34	Gam2Vel	1.7930	23000.	83	34574	No
150	GOM_NL__2PRFIN20081010_115326_000000462072_00453_34575_3107.N1	10-OCT-2008 11:53:26	Dark	46.000	161	Tau Pup	2.9310	4500.0	92	34575	No
151	GOM_NL__2PRFIN20081010_115449_000000542072_00453_34575_3108.N1	10-OCT-2008 11:54:49	Dark	53.500	2	Alp Car	-0.73600	7000.0	107	34575	No
152	GOM_NL__2PRFIN20081010_120311_000000412072_00453_34575_3109.N1	10-OCT-2008 12:03:11	Dark	41.000	143	Alp Hyi	2.8570	7200.0	82	34575	No
153	GOM_NL__2PRFIN20081010_120438_000000452072_00453_34575_3110.N1	10-OCT-2008 12:04:38	Dark	45.000	9	Alp Eri	0.45300	24000.	90	34575	No
154	GOM_NL__2PRFIN20081010_120655_000000452072_00453_34575_3111.N1	10-OCT-2008 12:06:55	Straylight	45.000	157	The1Eri	2.9060	9300.0	90	34575	No
155	GOM_NL__2PRFIN20081010_121626_000000462072_00453_34575_3112.N1	10-OCT-2008 12:16:26	Straylight	45.500	52	16Bet Cet	2.0370	4500.0	91	34575	No
156	GOM_NL__2PRFIN20081010_122617_000000362072_00453_34575_3113.N1	10-OCT-2008 12:26:17	Bright	36.000	140	88Gam Peg	2.8340	26000.	72	34575	No
157	GOM_NL__2PRFIN20081010_123017_000000382072_00453_34575_3114.N1	10-OCT-2008 12:30:17	Bright	37.500	58	21Alp And	2.0730	11000.	75	34575	No
158	GOM_NL__2PRFIN20081010_123311_000000412072_00453_34575_3115.N1	10-OCT-2008 12:33:11	Bright	40.500	53	43Bet And	2.0480	3300.0	81	34575	No
159	GOM_NL__2PRFIN20081010_123831_000000372072_00453_34575_3116.N1	10-OCT-2008 12:38:31	Bright	36.500	68	18Alp Cas	2.2250	4500.0	73	34575	No
160	GOM_NL__2PRFIN20081010_123955_000000382072_00453_34575_3117.N1	10-OCT-2008 12:39:55	Bright	37.500	76	27Gam Cas	2.3000	30000.	75	34575	No



161	GOM_NL__2PRFIN20081010_125526_000000372072_00453_34575_3118.N1	10-OCT-2008 12:55:26	Bright	36.500	36	50Alp UMa	1.8000	6300.0	73	34575	No
162	GOM_NL__2PRFIN20081010_125659_000000352072_00453_34575_3119.N1	10-OCT-2008 12:56:59	Bright	34.500	82	48Bet UMa	2.3650	10600.	69	34575	No
163	GOM_NL__2PRFIN20081010_130018_000000362072_00453_34575_3120.N1	10-OCT-2008 13:00:18	Bright	36.000	174	52Psi UMa	3.0040	4400.0	72	34575	No
164	GOM_NL__2PRFIN20081010_130706_000000452072_00453_34575_3121.N1	10-OCT-2008 13:07:06	Bright	44.500	166	17Eps Leo	2.9800	6000.0	89	34575	No
165	GOM_NL__2PRFIN20081010_131017_000000382072_00453_34575_3122.N1	10-OCT-2008 13:10:17	Bright	38.000	22	32Alp Leo	1.3600	15200.	76	34575	No
166	GOM_NL__2PRFIN20081010_131718_000000522072_00453_34575_3123.N1	10-OCT-2008 13:17:18	Twilight	52.000	48	30Alp Hya	1.9770	4100.0	104	34575	No
167	GOM_NL__2PRFIN20081010_132655_000000422072_00453_34575_3124.N1	10-OCT-2008 13:26:55	Dark	42.000	65	Lam Vel	2.2040	4400.0	84	34575	No
168	GOM_NL__2PRFIN20081010_132954_000000432072_00453_34575_3125.N1	10-OCT-2008 13:29:54	Dark	42.500	34	Gam2Vel	1.7930	23000.	85	34575	No
169	GOM_NL__2PRFIN20081010_133403_000000462072_00454_34576_3120.N1	10-OCT-2008 13:34:03	Dark	46.000	161	Tau Pup	2.9310	4500.0	92	34576	No
170	GOM_NL__2PRFIN20081010_133526_000000472072_00454_34576_3121.N1	10-OCT-2008 13:35:26	Dark	47.000	2	Alp Car	-0.73600	7000.0	94	34576	No
171	GOM_NL__2PRFIN20081010_134347_000000382072_00454_34576_3122.N1	10-OCT-2008 13:43:47	Dark	38.000	143	Alp Hyi	2.8570	7200.0	76	34576	No
172	GOM_NL__2PRFIN20081010_134514_000000382072_00454_34576_3123.N1	10-OCT-2008 13:45:14	Dark	38.000	9	Alp Eri	0.45300	24000.	76	34576	No
173	GOM_NL__2PRFIN20081010_134732_000000432072_00454_34576_3124.N1	10-OCT-2008 13:47:32	Straylight	43.000	157	The1Eri	2.9060	9300.0	86	34576	No
174	GOM_NL__2PRFIN20081010_135702_000000462072_00454_34576_3125.N1	10-OCT-2008 13:57:02	Straylight	46.000	52	16Bet Cet	2.0370	4500.0	92	34576	No
175	GOM_NL__2PRFIN20081010_140653_000000362072_00454_34576_3126.N1	10-OCT-2008 14:06:53	Bright	35.500	140	88Gam Peg	2.8340	26000.	71	34576	No
176	GOM_NL__2PRFIN20081010_141053_000000382072_00454_34576_3127.N1	10-OCT-2008 14:10:53	Bright	37.500	58	21Alp And	2.0730	11000.	75	34576	No
177	GOM_NL__2PRFIN20081010_141347_000000432072_00454_34576_3128.N1	10-OCT-2008 14:13:47	Bright	43.000	53	43Bet And	2.0480	3300.0	86	34576	No
178	GOM_NL__2PRFIN20081010_141907_000000392072_00454_34576_3129.N1	10-OCT-2008 14:19:07	Bright	38.500	68	18Alp Cas	2.2250	4500.0	77	34576	No
179	GOM_NL__2PRFIN20081010_142030_000000392072_00454_34576_3130.N1	10-OCT-2008 14:20:30	Bright	38.500	76	27Gam Cas	2.3000	30000.	77	34576	No
180	GOM_NL__2PRFIN20081010_142752_000000362072_00454_34576_3131.N1	10-OCT-2008 14:27:52	Bright	36.000	49	1Alp UMi	1.9900	6300.0	72	34576	No
181	GOM_NL__2PRFIN20081010_143602_000000372072_00454_34576_3132.N1	10-OCT-2008 14:36:02	Bright	36.500	36	50Alp UMa	1.8000	6300.0	73	34576	No
182	GOM_NL__2PRFIN20081010_143735_000000342072_00454_34576_3133.N1	10-OCT-2008 14:37:35	Bright	34.000	82	48Bet UMa	2.3650	10600.	68	34576	No
183	GOM_NL__2PRFIN20081010_144054_000000522072_00454_34576_3134.N1	10-OCT-2008 14:40:54	Bright	52.000	174	52Psi UMa	3.0040	4400.0	104	34576	No
184	GOM_NL__2PRFIN20081010_144743_000000392072_00454_34576_3135.N1	10-OCT-2008 14:47:43	Bright	39.000	166	17Eps Leo	2.9800	6000.0	78	34576	No
185	GOM_NL__2PRFIN20081010_145053_000000552072_00454_34576_3136.N1	10-OCT-2008 14:50:53	Bright	55.000	22	32Alp Leo	1.3600	15200.	110	34576	No
186	GOM_NL__2PRFIN20081010_145754_000000542072_00454_34576_3137.N1	10-OCT-2008 14:57:54	Twilight	53.500	48	30Alp Hya	1.9770	4100.0	107	34576	No
187	GOM_NL__2PRFIN20081010_150731_000000392072_00454_34576_3138.N1	10-OCT-2008 15:07:31	Dark	38.500	65	Lam Vel	2.2040	4400.0	77	34576	No
188	GOM_NL__2PRFIN20081010_151031_000000412072_00454_34576_3139.N1	10-OCT-2008 15:10:31	Dark	40.500	34	Gam2Vel	1.7930	23000.	81	34576	No
189	GOM_NL__2PRFIN20081010_151439_000000452072_00455_34577_3133.N1	10-OCT-2008 15:14:39	Dark	44.500	161	Tau Pup	2.9310	4500.0	89	34577	No
190	GOM_NL__2PRFIN20081010_151602_000000462072_00455_34577_3134.N1	10-OCT-2008 15:16:02	Dark	46.000	2	Alp Car	-0.73600	7000.0	92	34577	No
191	GOM_NL__2PRFIN20081010_152423_000000382072_00455_34577_3135.N1	10-OCT-2008 15:24:23	Dark	38.000	143	Alp Hyi	2.8570	7200.0	76	34577	No
192	GOM_NL__2PRFIN20081010_152551_000000402072_00455_34577_3136.N1	10-OCT-2008 15:25:51	Dark	39.500	9	Alp Eri	0.45300	24000.	79	34577	No
193	GOM_NL__2PRFIN20081010_152808_000000462072_00455_34577_3137.N1	10-OCT-2008 15:28:08	Straylight	45.500	157	The1Eri	2.9060	9300.0	91	34577	No
194	GOM_NL__2PRFIN20081010_153738_000000452072_00455_34577_3138.N1	10-OCT-2008 15:37:38	Straylight	45.000	52	16Bet Cet	2.0370	4500.0	90	34577	No
195	GOM_NL__2PRFIN20081010_154729_000000372072_00455_34577_3139.N1	10-OCT-2008 15:47:29	Bright	36.500	140	88Gam Peg	2.8340	26000.	73	34577	No
196	GOM_NL__2PRFIN20081010_155129_000000362072_00455_34577_3140.N1	10-OCT-2008 15:51:29	Bright	36.000	58	21Alp And	2.0730	11000.	72	34577	No
197	GOM_NL__2PRFIN20081010_155422_000000402072_00455_34577_3141.N1	10-OCT-2008 15:54:22	Bright	40.000	53	43Bet And	2.0480	3300.0	80	34577	No
198	GOM_NL__2PRFIN20081010_155942_000000392072_00455_34577_3142.N1	10-OCT-2008 15:59:42	Bright	38.500	68	18Alp Cas	2.2250	4500.0	77	34577	No
199	GOM_NL__2PRFIN20081010_160106_000000392072_00455_34577_3143.N1	10-OCT-2008 16:01:06	Bright	38.500	76	27Gam Cas	2.3000	30000.	77	34577	No
200	GOM_NL__2PRFIN20081010_160828_000000362072_00455_34577_3144.N1	10-OCT-2008 16:08:28	Bright	36.000	49	1Alp UMi	1.9900	6300.0	72	34577	No
201	GOM_NL__2PRFIN20081010_161638_000000382072_00455_34577_3145.N1	10-OCT-2008 16:16:38	Bright	37.500	36	50Alp UMa	1.8000	6300.0	75	34577	No
202	GOM_NL__2PRFIN20081010_161811_000000362072_00455_34577_3146.N1	10-OCT-2008 16:18:11	Bright	35.500	82	48Bet UMa	2.3650	10600.	71	34577	No
203	GOM_NL__2PRFIN20081010_162130_000000352072_00455_34577_3147.N1	10-OCT-2008 16:21:30	Bright	34.500	174	52Psi UMa	3.0040	4400.0	69	34577	No
204	GOM_NL__2PRFIN20081010_162819_000000582072_00455_34577_3148.N1	10-OCT-2008 16:28:19	Bright	57.500	166	17Eps Leo	2.9800	6000.0	115	34577	No
205	GOM_NL__2PRFIN20081010_163129_000000472072_00455_34577_3149.N1	10-OCT-2008 16:31:29	Bright	46.500	22	32Alp Leo	1.3600	15200.	93	34577	No
206	GOM_NL__2PRFIN20081010_163831_000000522072_00455_34577_3150.N1	10-OCT-2008 16:38:31	Twilight	51.500	48	30Alp Hya	1.9770	4100.0	103	34577	No
207	GOM_NL__2PRFIN20081010_164808_000000512072_00455_34577_3151.N1	10-OCT-2008 16:48:08	Dark	51.000	65	Lam Vel	2.2040	4400.0	102	34577	No
208	GOM_NL__2PRFIN20081010_165108_000000412072_00455_34577_3152.N1	10-OCT-2008 16:51:08	Dark	40.500	34	Gam2Vel	1.7930	23000.	81	34577	No
209	GOM_NL__2PRFIN20081010_165516_000000442072_00456_34578_3143.N1	10-OCT-2008 16:55:16	Dark	44.000	161	Tau Pup	2.9310	4500.0	88	34578	No
210	GOM_NL__2PRFIN20081010_165639_000000472072_00456_34578_3144.N1	10-OCT-2008 16:56:39	Dark	47.000	2	Alp Car	-0.73600	7000.0	94	34578	No
211	GOM_NL__2PRFIN20081010_170500_000000392072_00456_34578_3145.N1	10-OCT-2008 17:05:00	Dark	38.500	143	Alp Hyi	2.8570	7200.0	77	34578	No
212	GOM_NL__2PRFIN20081010_170627_000000382072_00456_34578_3146.N1	10-OCT-2008 17:06:27	Dark	38.000	9	Alp Eri	0.45300	24000.	76	34578	No
213	GOM_NL__2PRFIN20081010_170845_000000472072_00456_34578_3147.N1	10-OCT-2008 17:08:45	Straylight	47.000	157	The1Eri	2.9060	9300.0	94	34578	No
214	GOM_NL__2PRFIN20081010_171815_000000432072_00456_34578_3148.N1	10-OCT-2008 17:18:15	Straylight	43.000	52	16Bet Cet	2.0370	4500.0	86	34578	No
215	GOM_NL__2PRFIN20081010_172804_000000372072_00456_34578_3149.N1	10-OCT-2008 17:28:04	Bright	37.000	140	88Gam Peg	2.8340	26000.	74	34578	No
216	GOM_NL__2PRFIN20081010_173205_000000372072_00456_34578_3150.N1	10-OCT-2008 17:32:05	Bright	37.000	58	21Alp And	2.0730	11000.	74	34578	No
217	GOM_NL__2PRFIN20081010_173458_000000452072_00456_34578_3151.N1	10-OCT-2008 17:34:58	Bright	44.500	53	43Bet And	2.0480	3300.0	89	34578	No
218	GOM_NL__2PRFIN20081010_174018_000000392072_00456_34578_3152.N1	10-OCT-2008 17:40:18	Bright	38.500	68	18Alp Cas	2.2250	4500.0	77	34578	No
219	GOM_NL__2PRFIN20081010_174142_000000382072_00456_34578_3153.N1	10-OCT-2008 17:41:42	Bright	37.500	76	27Gam Cas	2.3000	30000.	75	34578	No



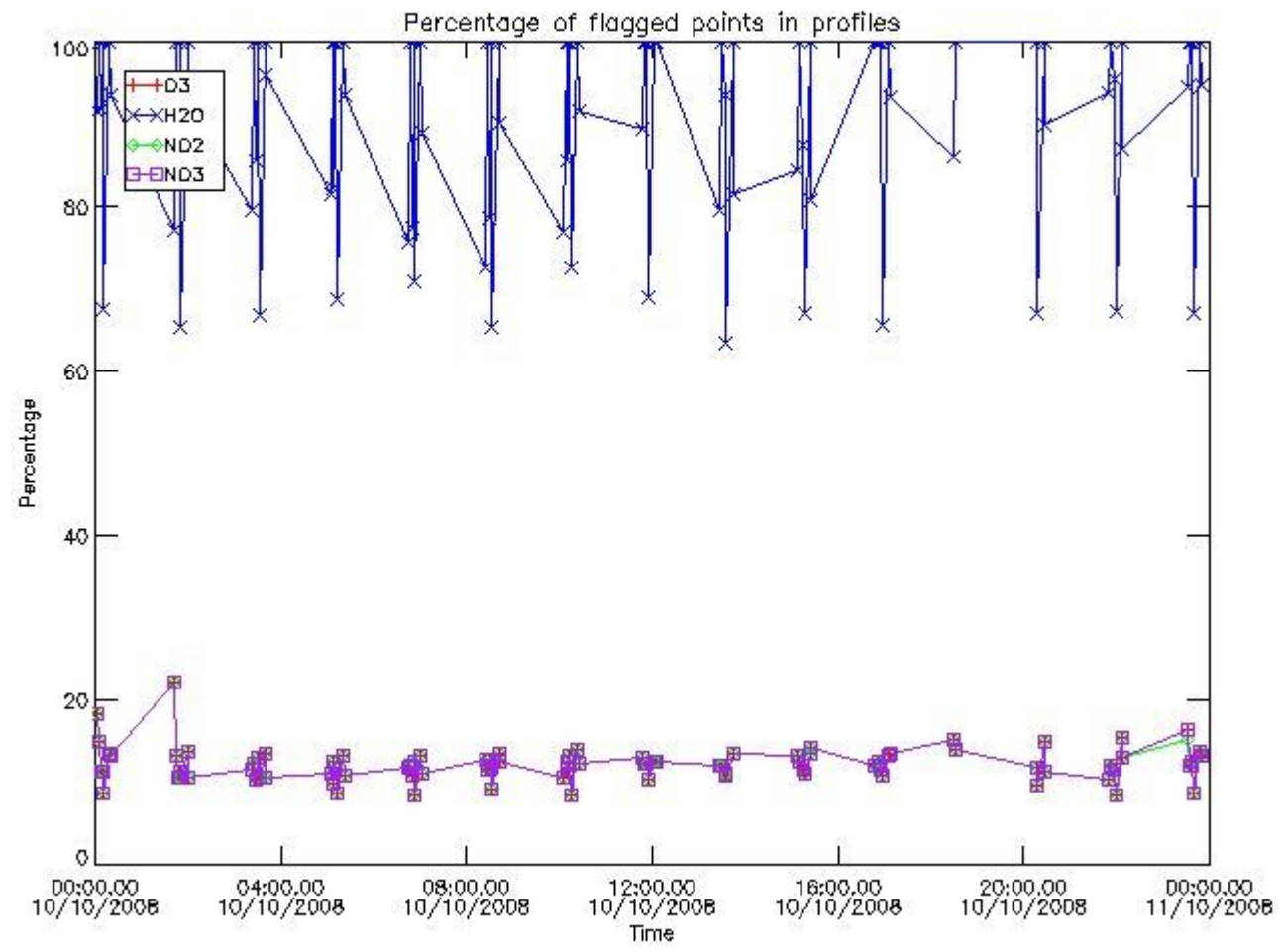
220	GOM_NL__2PRFIN20081010_174904_000000382072_00456_34578_3154.N1	10-OCT-2008 17:49:04	Bright	38.000	49	1Alp UMi	1.9900	6300.0	76	34578	No
221	GOM_NL__2PRFIN20081010_175714_000000372072_00456_34578_3155.N1	10-OCT-2008 17:57:14	Bright	37.000	36	50Alp UMa	1.8000	6300.0	74	34578	No
222	GOM_NL__2PRFIN20081010_175847_000000362072_00456_34578_3156.N1	10-OCT-2008 17:58:47	Bright	36.000	82	48Bet UMa	2.3650	10600.	72	34578	No
223	GOM_NL__2PRFIN20081010_180206_000000342072_00456_34578_3157.N1	10-OCT-2008 18:02:06	Bright	33.500	174	52Psi UMa	3.0040	4400.0	67	34578	No
224	GOM_NL__2PRFIN20081010_180855_000000382072_00456_34578_3158.N1	10-OCT-2008 18:08:55	Bright	38.000	166	17Eps Leo	2.9800	6000.0	76	34578	No
225	GOM_NL__2PRFIN20081010_181206_000000402072_00456_34578_3159.N1	10-OCT-2008 18:12:06	Bright	39.500	22	32Alp Leo	1.3600	15200.	79	34578	No
226	GOM_NL__2PRFIN20081010_181907_000000472072_00456_34578_3160.N1	10-OCT-2008 18:19:07	Twilight	47.000	48	30Alp Hya	1.9770	4100.0	94	34578	No
227	GOM_NL__2PRFIN20081010_182845_000000512072_00456_34578_3161.N1	10-OCT-2008 18:28:45	Dark	50.500	65	Lam Vel	2.2040	4400.0	101	34578	No
228	GOM_NL__2PRFIN20081010_183144_000000402072_00456_34578_3162.N1	10-OCT-2008 18:31:44	Dark	39.500	34	Gam2Vel	1.7930	23000.	79	34578	No
229	GOM_NL__2PRFIN20081010_201630_000000442072_00458_34580_3183.N1	10-OCT-2008 20:16:30	Dark	43.500	161	Tau Pup	2.9310	4500.0	87	34580	No
230	GOM_NL__2PRFIN20081010_201753_000000542072_00458_34580_3184.N1	10-OCT-2008 20:17:53	Dark	53.500	2	Alp Car	-0.73600	7000.0	107	34580	No
231	GOM_NL__2PRFIN20081010_202612_000000382072_00458_34580_3185.N1	10-OCT-2008 20:26:12	Dark	37.500	143	Alp Hyi	2.8570	7200.0	75	34580	No
232	GOM_NL__2PRFIN20081010_202740_000000452072_00458_34580_3186.N1	10-OCT-2008 20:27:40	Dark	45.000	9	Alp Eri	0.45300	24000.	90	34580	No
233	GOM_NL__2PRFIN20081010_203247_000000372072_00458_34580_3187.N1	10-OCT-2008 20:32:47	Straylight	37.000	84	Alp Phe	2.3970	4500.0	74	34580	No
234	GOM_NL__2PRFIN20081010_203927_000000432072_00458_34580_3188.N1	10-OCT-2008 20:39:27	Straylight	42.500	52	16Bet Cet	2.0370	4500.0	85	34580	No
235	GOM_NL__2PRFIN20081010_204916_000000372072_00458_34580_3189.N1	10-OCT-2008 20:49:16	Bright	37.000	140	88Gam Peg	2.8340	26000.	74	34580	No
236	GOM_NL__2PRFIN20081010_205317_000000372072_00458_34580_3190.N1	10-OCT-2008 20:53:17	Bright	37.000	58	21Alp And	2.0730	11000.	74	34580	No
237	GOM_NL__2PRFIN20081010_210130_000000372072_00458_34580_3191.N1	10-OCT-2008 21:01:30	Bright	37.000	68	18Alp Cas	2.2250	4500.0	74	34580	No
238	GOM_NL__2PRFIN20081010_210253_000000372072_00458_34580_3192.N1	10-OCT-2008 21:02:53	Bright	37.000	76	27Gam Cas	2.3000	30000.	74	34580	No
239	GOM_NL__2PRFIN20081010_211016_000000362072_00458_34580_3193.N1	10-OCT-2008 21:10:16	Bright	36.000	49	1Alp UMi	1.9900	6300.0	72	34580	No
240	GOM_NL__2PRFIN20081010_211826_000000362072_00458_34580_3194.N1	10-OCT-2008 21:18:26	Bright	36.000	36	50Alp UMa	1.8000	6300.0	72	34580	No
241	GOM_NL__2PRFIN20081010_211959_000000522072_00458_34580_3195.N1	10-OCT-2008 21:19:59	Bright	52.000	82	48Bet UMa	2.3650	10600.	104	34580	No
242	GOM_NL__2PRFIN20081010_212318_000000342072_00458_34580_3196.N1	10-OCT-2008 21:23:18	Bright	34.000	174	52Psi UMa	3.0040	4400.0	68	34580	No
243	GOM_NL__2PRFIN20081010_213007_000000402072_00458_34580_3197.N1	10-OCT-2008 21:30:07	Bright	39.500	166	17Eps Leo	2.9800	6000.0	79	34580	No
244	GOM_NL__2PRFIN20081010_213318_000000392072_00458_34580_3198.N1	10-OCT-2008 21:33:18	Bright	39.000	22	32Alp Leo	1.3600	15200.	78	34580	No
245	GOM_NL__2PRFIN20081010_214020_000000492072_00458_34580_3199.N1	10-OCT-2008 21:40:20	Twilight	49.000	48	30Alp Hya	1.9770	4100.0	98	34580	No
246	GOM_NL__2PRFIN20081010_214957_000000492072_00458_34580_3200.N1	10-OCT-2008 21:49:57	Dark	49.000	65	Lam Vel	2.2040	4400.0	98	34580	No
247	GOM_NL__2PRFIN20081010_215258_000000432072_00458_34580_3201.N1	10-OCT-2008 21:52:58	Dark	42.500	34	Gam2Vel	1.7930	23000.	85	34580	No
248	GOM_NL__2PRFIN20081010_215707_000000442072_00459_34581_3200.N1	10-OCT-2008 21:57:07	Dark	44.000	161	Tau Pup	2.9310	4500.0	88	34581	No
249	GOM_NL__2PRFIN20081010_215829_000000602072_00459_34581_3201.N1	10-OCT-2008 21:58:29	Dark	60.000	2	Alp Car	-0.73600	7000.0	120	34581	No
250	GOM_NL__2PRFIN20081010_220649_000000372072_00459_34581_3202.N1	10-OCT-2008 22:06:49	Dark	36.500	143	Alp Hyi	2.8570	7200.0	73	34581	No
251	GOM_NL__2PRFIN20081010_220816_000000392072_00459_34581_3203.N1	10-OCT-2008 22:08:16	Dark	39.000	9	Alp Eri	0.45300	24000.	78	34581	No
252	GOM_NL__2PRFIN20081010_221323_000000372072_00459_34581_3204.N1	10-OCT-2008 22:13:23	Straylight	36.500	84	Alp Phe	2.3970	4500.0	73	34581	No
253	GOM_NL__2PRFIN20081010_222003_000000462072_00459_34581_3205.N1	10-OCT-2008 22:20:03	Straylight	45.500	52	16Bet Cet	2.0370	4500.0	91	34581	No
254	GOM_NL__2PRFIN20081010_222952_000000372072_00459_34581_3206.N1	10-OCT-2008 22:29:52	Bright	36.500	140	88Gam Peg	2.8340	26000.	73	34581	No
255	GOM_NL__2PRFIN20081010_223353_000000372072_00459_34581_3207.N1	10-OCT-2008 22:33:53	Bright	37.000	58	21Alp And	2.0730	11000.	74	34581	No
256	GOM_NL__2PRFIN20081010_224205_000000392072_00459_34581_3208.N1	10-OCT-2008 22:42:05	Bright	38.500	68	18Alp Cas	2.2250	4500.0	77	34581	No
257	GOM_NL__2PRFIN20081010_224329_000000372072_00459_34581_3209.N1	10-OCT-2008 22:43:29	Bright	36.500	76	27Gam Cas	2.3000	30000.	73	34581	No
258	GOM_NL__2PRFIN20081010_225052_000000362072_00459_34581_3210.N1	10-OCT-2008 22:50:52	Bright	36.000	49	1Alp UMi	1.9900	6300.0	72	34581	No
259	GOM_NL__2PRFIN20081010_225902_000000362072_00459_34581_3211.N1	10-OCT-2008 22:59:02	Bright	36.000	36	50Alp UMa	1.8000	6300.0	72	34581	No
260	GOM_NL__2PRFIN20081010_230035_000000352072_00459_34581_3212.N1	10-OCT-2008 23:00:35	Bright	35.000	82	48Bet UMa	2.3650	10600.	70	34581	No
261	GOM_NL__2PRFIN20081010_230354_000000362072_00459_34581_3213.N1	10-OCT-2008 23:03:54	Bright	35.500	174	52Psi UMa	3.0040	4400.0	71	34581	No
262	GOM_NL__2PRFIN20081010_231043_000000392072_00459_34581_3214.N1	10-OCT-2008 23:10:43	Bright	38.500	166	17Eps Leo	2.9800	6000.0	77	34581	No
263	GOM_NL__2PRFIN20081010_231354_000000402072_00459_34581_3215.N1	10-OCT-2008 23:13:54	Bright	39.500	22	32Alp Leo	1.3600	15200.	79	34581	No
264	GOM_NL__2PRFIN20081010_232057_000000512072_00459_34581_3216.N1	10-OCT-2008 23:20:57	Twilight	50.500	48	30Alp Hya	1.9770	4100.0	101	34581	No
265	GOM_NL__2PRFIN20081010_233034_000000472072_00459_34581_3217.N1	10-OCT-2008 23:30:34	Dark	46.500	65	Lam Vel	2.2040	4400.0	93	34581	No
266	GOM_NL__2PRFIN20081010_233334_000000432072_00459_34581_3218.N1	10-OCT-2008 23:33:34	Dark	42.500	34	Gam2Vel	1.7930	23000.	85	34581	No
267	GOM_NL__2PRFIN20081010_233743_000000452072_00460_34582_3216.N1	10-OCT-2008 23:37:43	Dark	44.500	161	Tau Pup	2.9310	4500.0	89	34582	No
268	GOM_NL__2PRFIN20081010_233906_000000602072_00460_34582_3217.N1	10-OCT-2008 23:39:06	Dark	59.500	2	Alp Car	-0.73600	7000.0	119	34582	No
269	GOM_NL__2PRFIN20081010_234725_000000372072_00460_34582_3218.N1	10-OCT-2008 23:47:25	Dark	37.000	143	Alp Hyi	2.8570	7200.0	74	34582	No
270	GOM_NL__2PRFIN20081010_234852_000000392072_00460_34582_3219.N1	10-OCT-2008 23:48:52	Dark	38.500	9	Alp Eri	0.45300	24000.	77	34582	No
271	GOM_NL__2PRFIN20081010_235111_000000272072_00460_34582_3220.N1	10-OCT-2008 23:51:11	Straylight	27.000	157	The1Eri	2.9060	9300.0	54	34582	No
272	GOM_NL__2PRFIN20081010_235359_000000422072_00460_34582_3221.N1	10-OCT-2008 23:53:59	Straylight	41.500	84	Alp Phe	2.3970	4500.0	83	34582	No

### 3. Quality information per product

In this section it is plotted some information contained in the Quality Summary data set of the level 2 products. Only products in dark limb conditions and without errors (error flag in

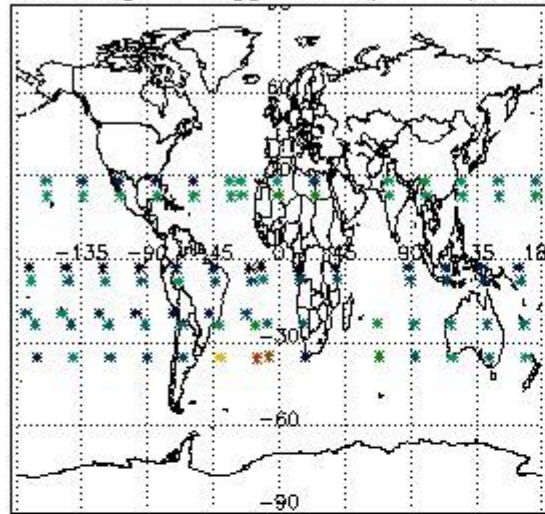
the MPH set to "0") are used.

### 3.1 Plot quality information per product (time dependant)

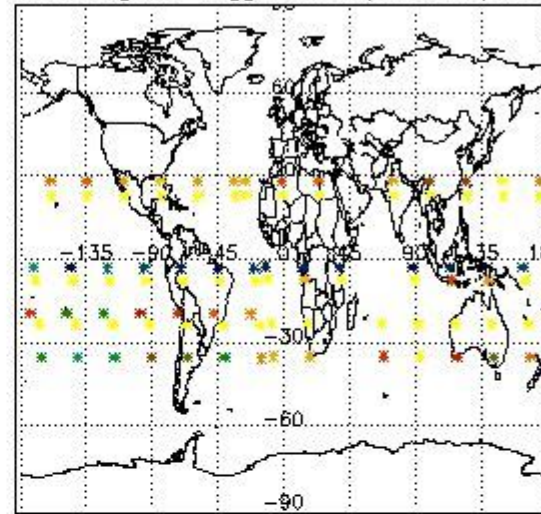


### 3.2 Plot quality information per product (world map)

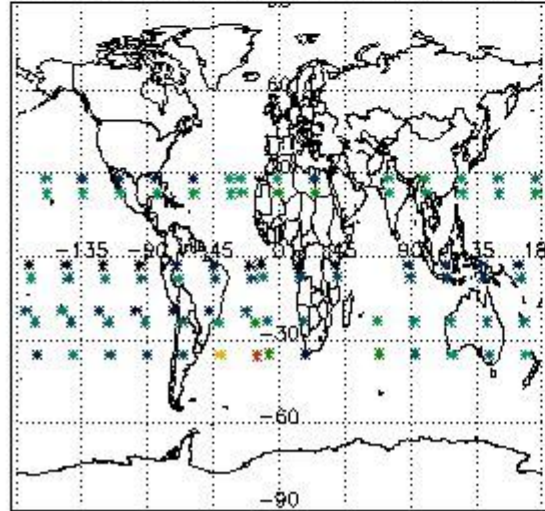
Percentage of flagged data per O3 profile



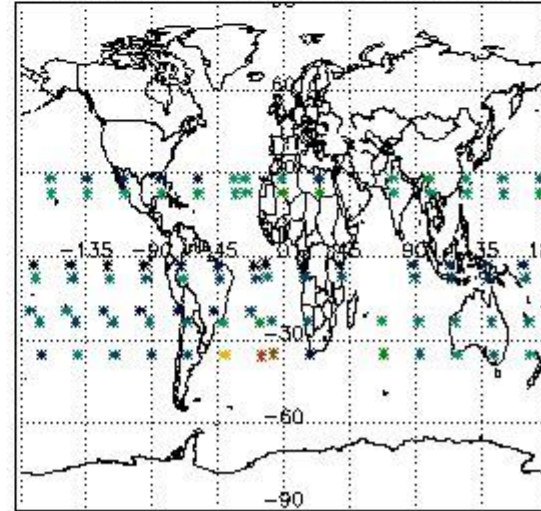
Percentage of flagged data per H2O profile



Percentage of flagged data per NO2 profile



Percentage of flagged data per NO3 profile



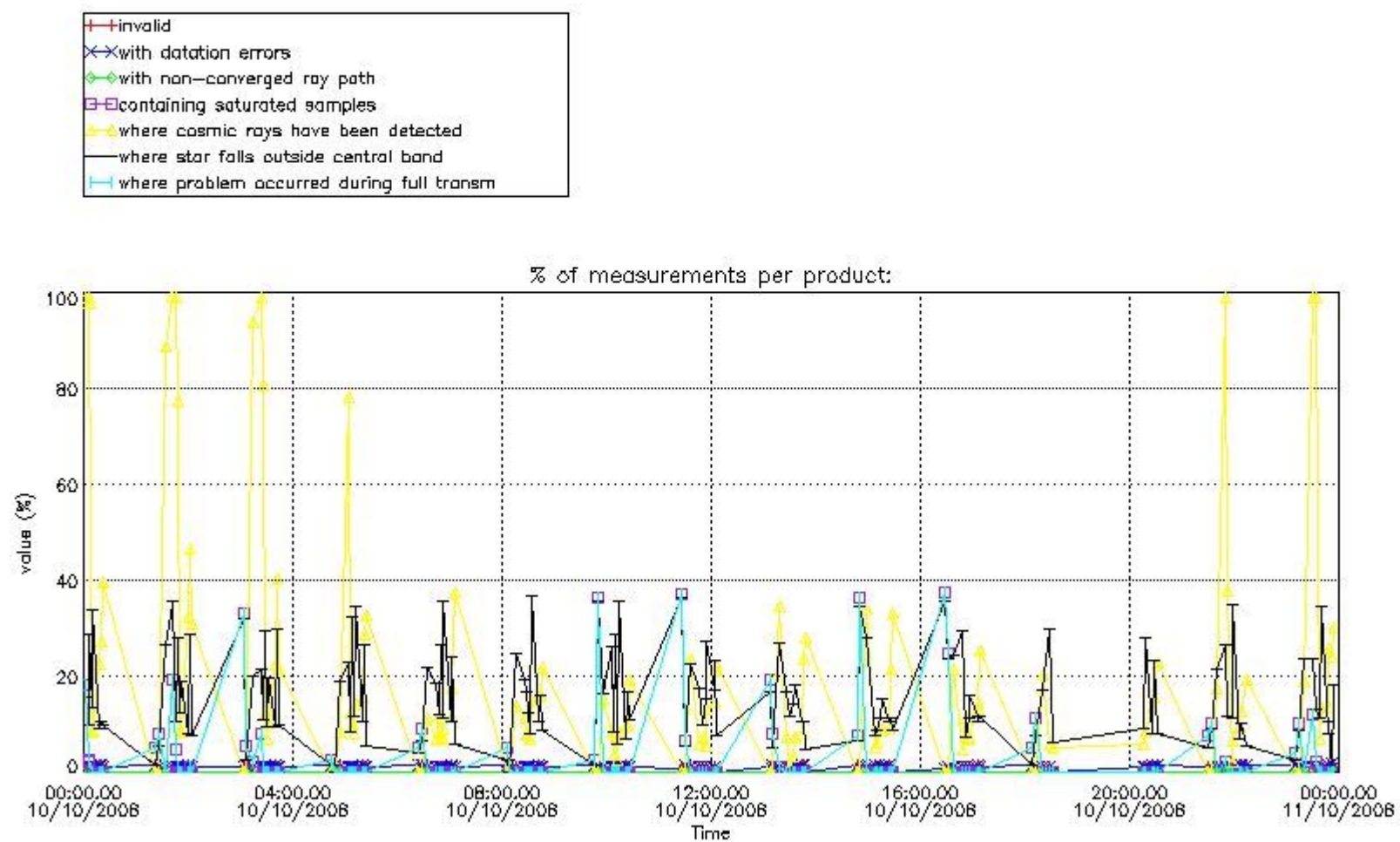
#### 4. Level 1 quality information per product

In this section it is plotted some information contained in the Quality Summary data set of the level 2 products that comes from the level 1b processing. Products without errors (error flag in the MPH set to "0") are used.

##### 4.1 Plot quality information per product (time dependant) coming from level 1b processing

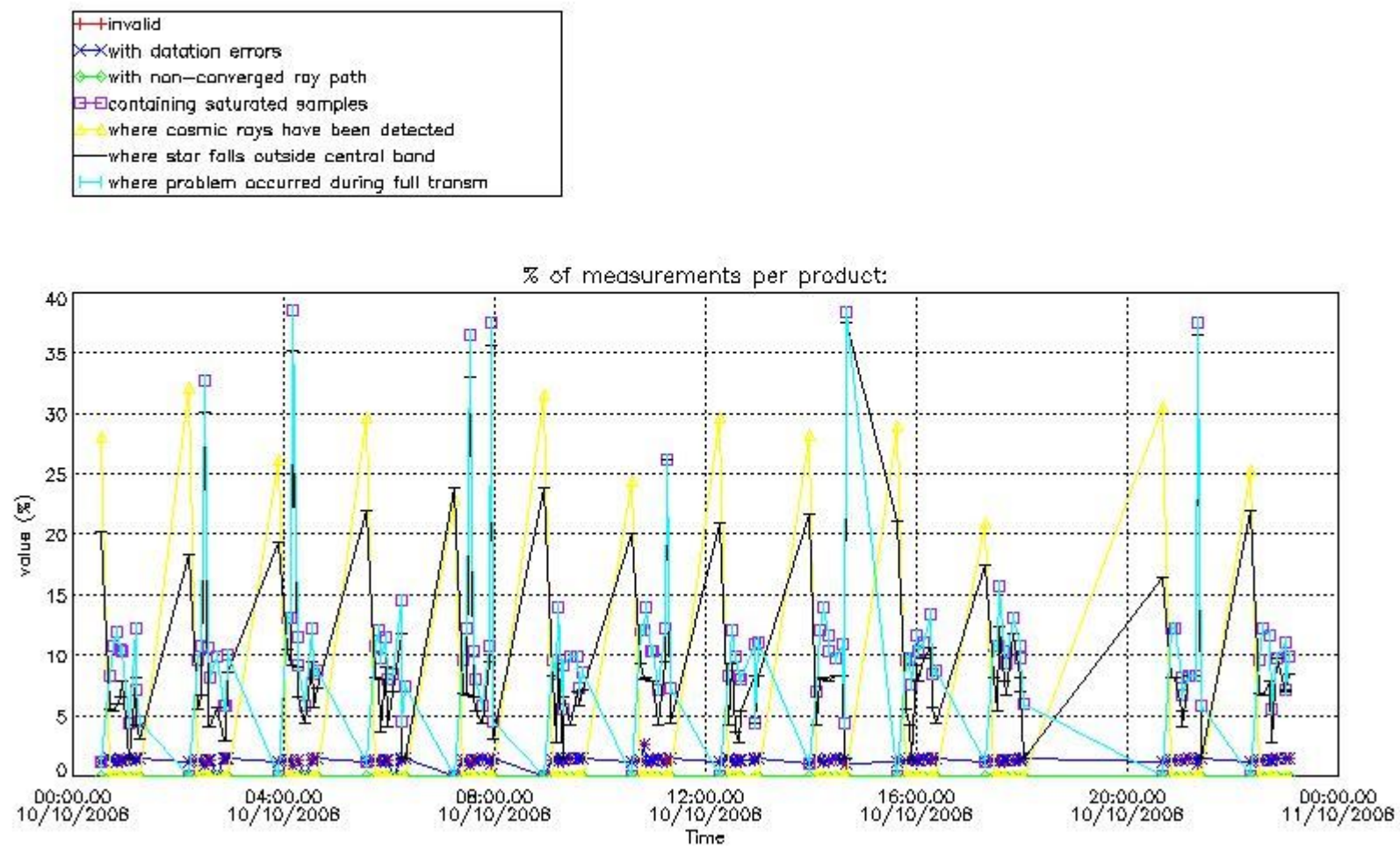
##### 4.1.1 Plot level 1 quality information per product (time dependant): ENVISAT ASCENDING passes





4.1.2 Plot level 1 quality information per product (time dependant): ENVI SAT DESCENDING passes

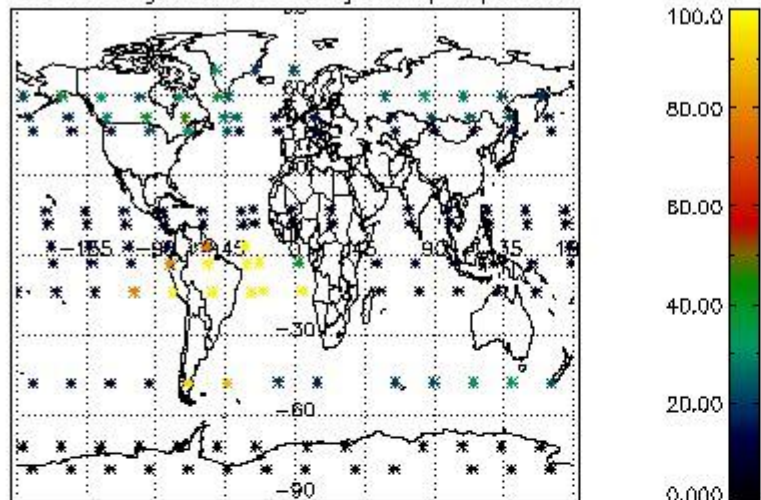




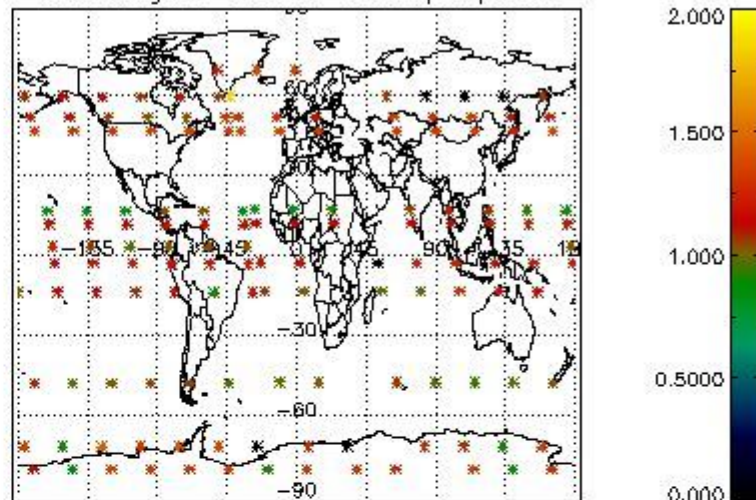
#### 4.2 Plot quality information per product coming from level 1b processing (world map)

##### 4.2.1 Plot level 1 quality information per product (world map): ENVISAT ASCENDING passes

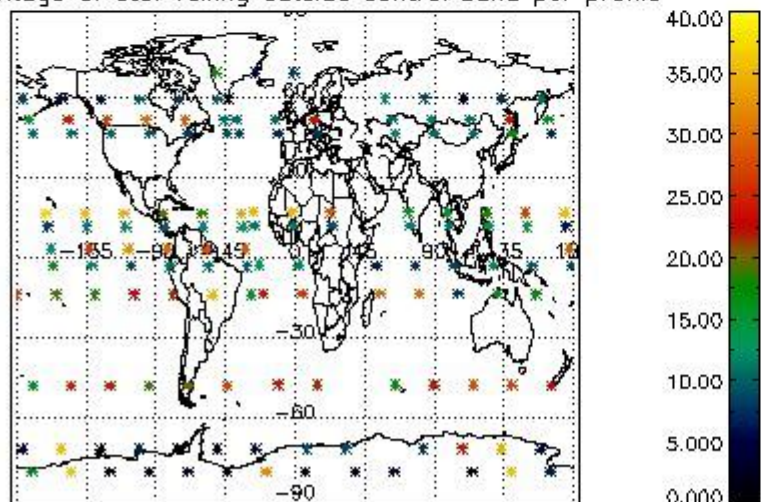
Percentage of cosmic ray hits per profile



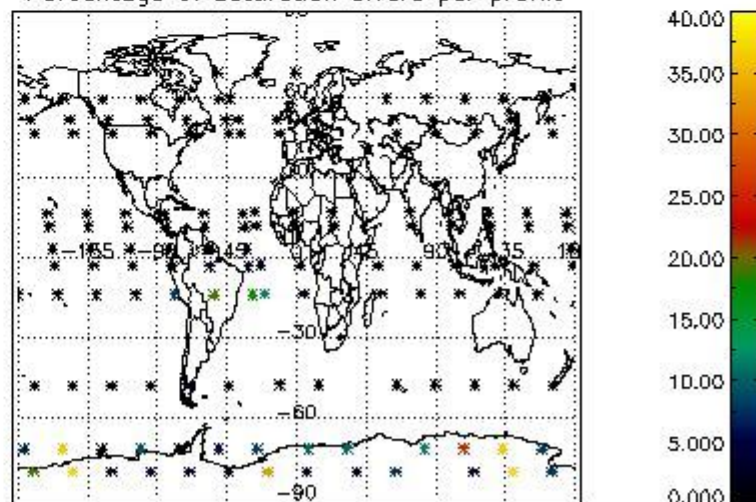
Percentage of datation errors per profile



Percentage of star falling outside central band per profile

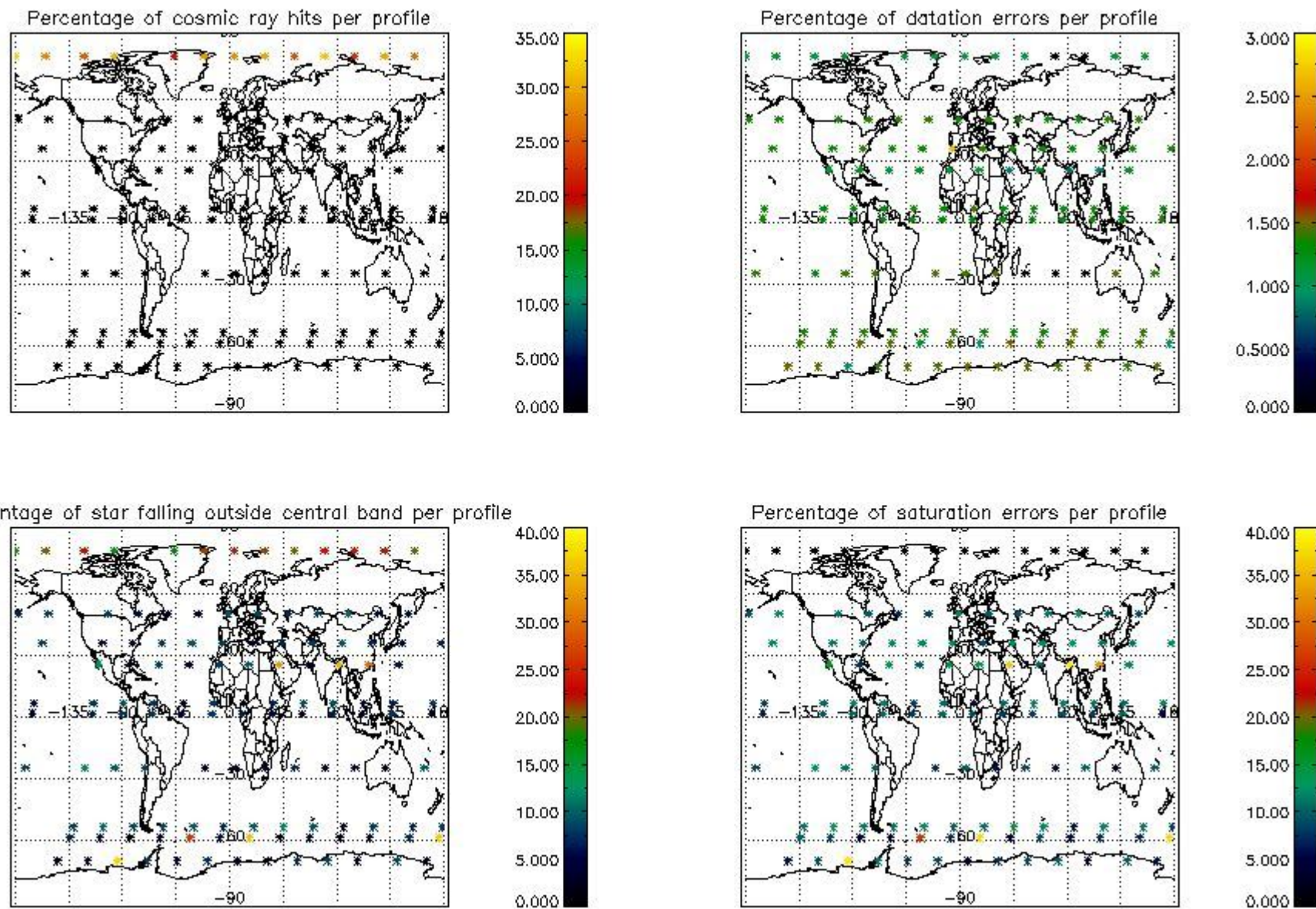


Percentage of saturation errors per profile



4.2.2 Plot level 1 quality information per product (world map): ENVISAT DESCENDING passes





## 5. Trace gas profiles

### 5.1 Ozone statistics based on quality of products

The final quality of the products can be "measured" using the STD (Standard Deviation) attached to every point profile. This information is written to the parameter GOM\_NL\_\_2P/NL\_LOCAL\_SPECIES\_DENSITY/o3\_std of the level 2 products. The table below shows the statistics for given STD ranges.

The statistics are given with respect to the overall valid production:

- Products without fatal errors: GOM\_NL\_\_2P/MPH/PRODUCT\_ERR=0
- Valid point profile: GOM\_NL\_\_2P/NL\_LOCAL\_SPECIES\_DENSITY/pcd(0)=0

The 'Criteria' is applied to valid points of dark limb products:

- Products in dark limb illumination condition: GOM\_NL\_\_2P/NL\_SUMMARY\_QUALITY/obs\_ill\_cond=0
- Products without fatal errors: GOM\_NL\_\_2P/MPH/PRODUCT\_ERR=0
- Valid point profile: GOM\_NL\_\_2P/NL\_LOCAL\_SPECIES\_DENSITY/pcd(0)=0

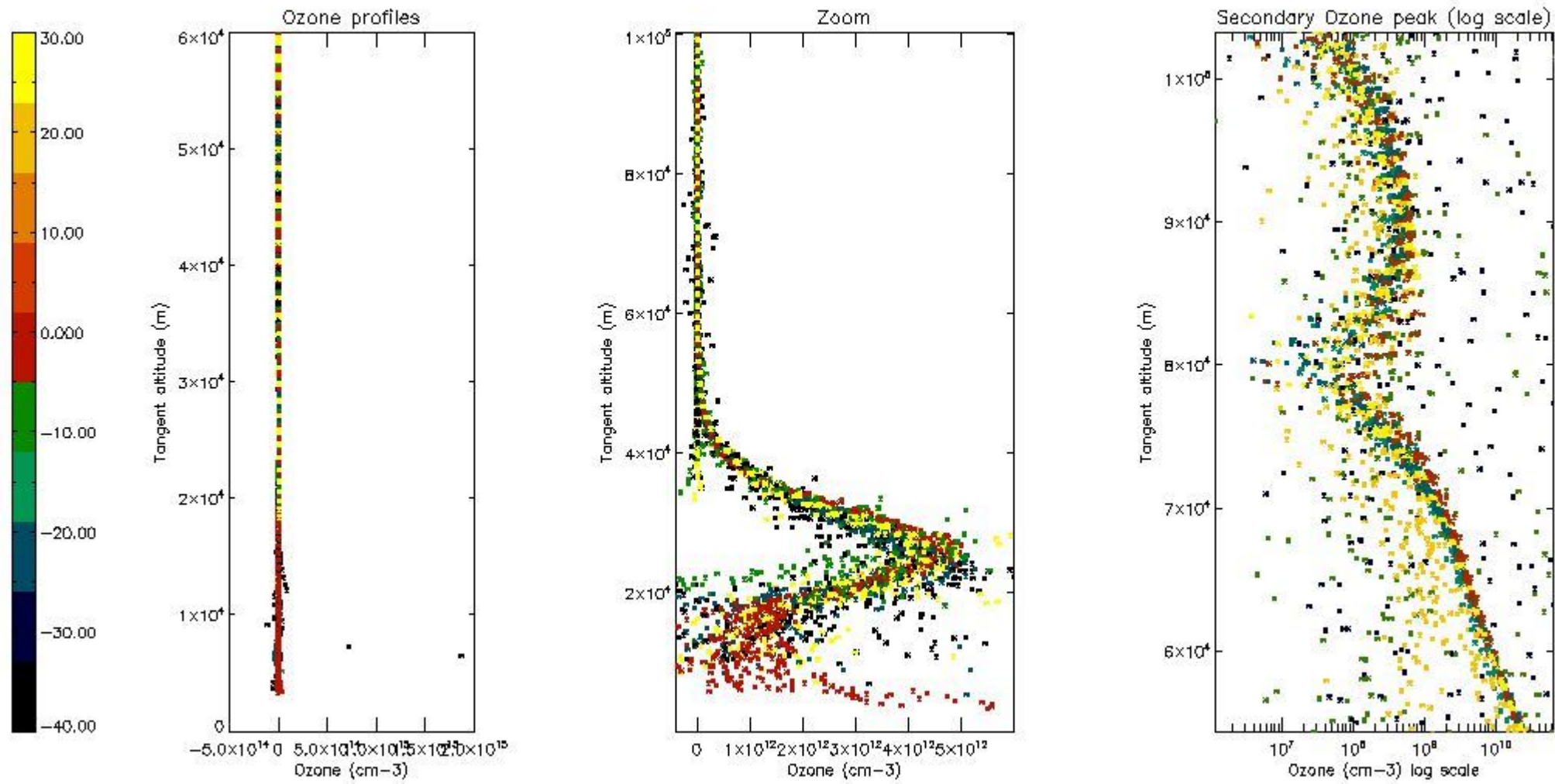
So, the table below shows the percentage of dark limb and valid observations for each criteria with respect to the overall valid daily observations.

Criteria	% of total production
All STD	37
STD < 20	19

STD < 10	14
STD < 5	10

5.2 Plot ozone profiles for all STD (dark without errors)

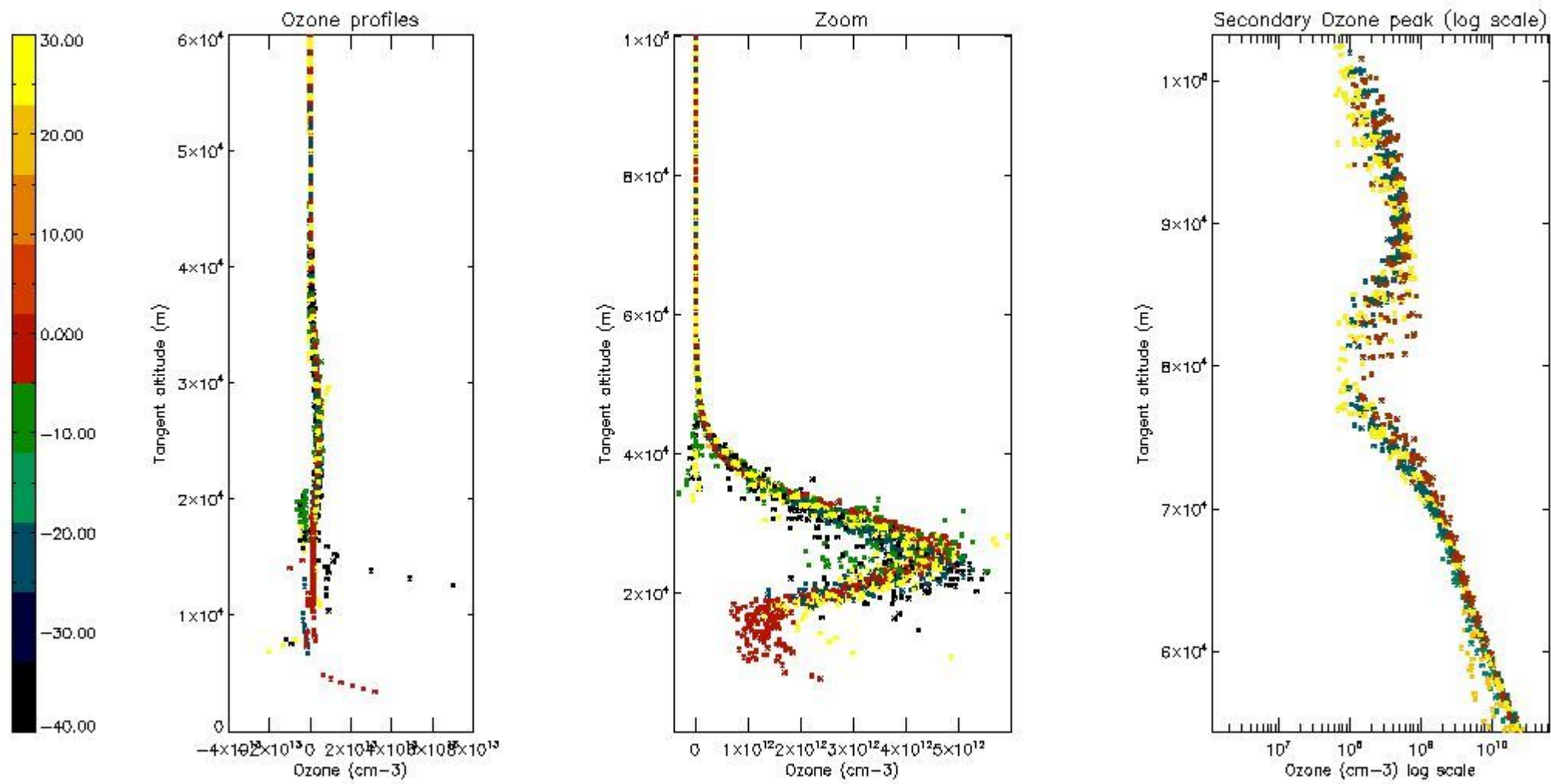
The colorbar represents the latitude.



5.3 Plot ozone profiles where STD < 20% (dark without errors)

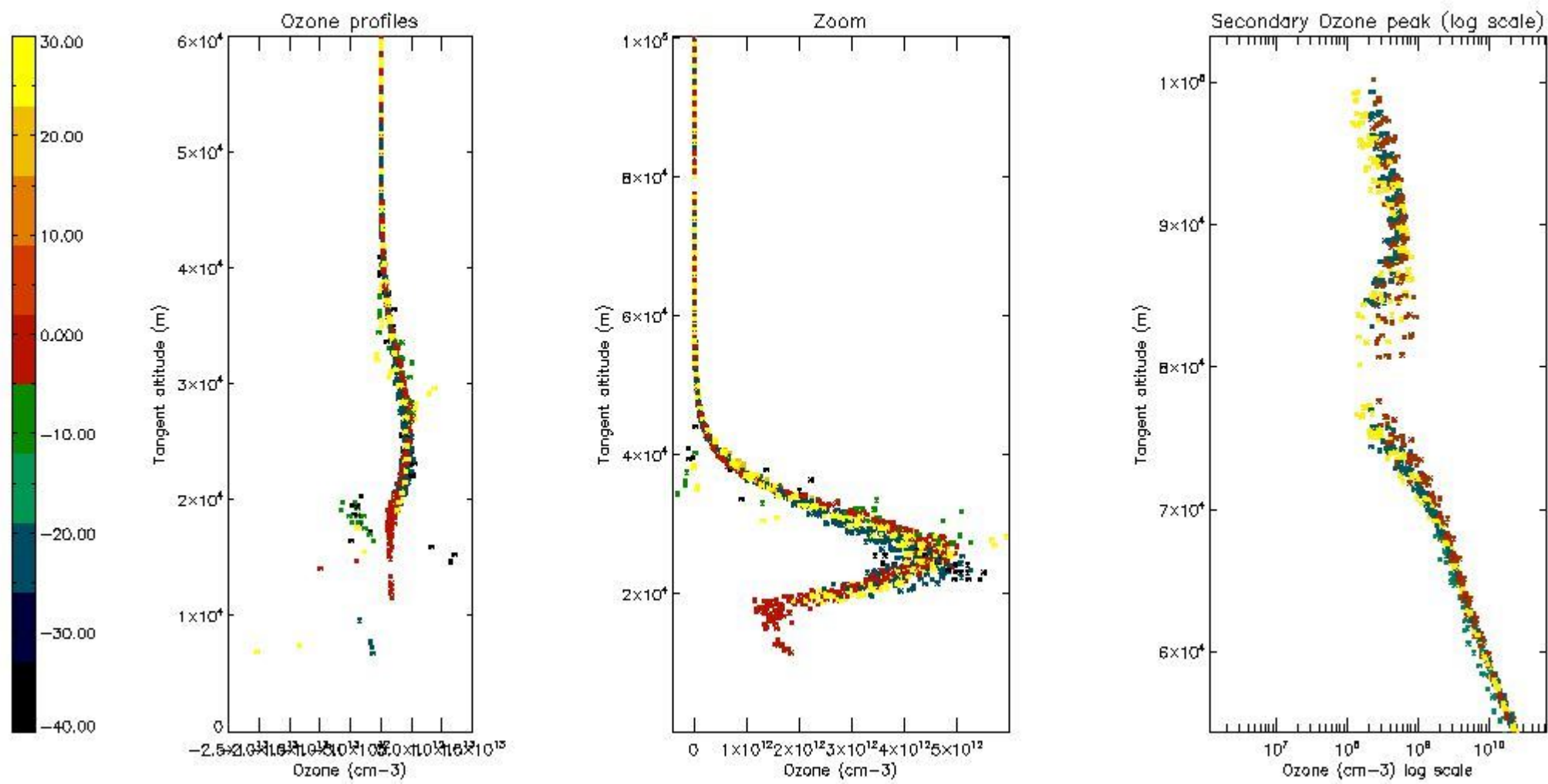
The colorbar represents the latitude.





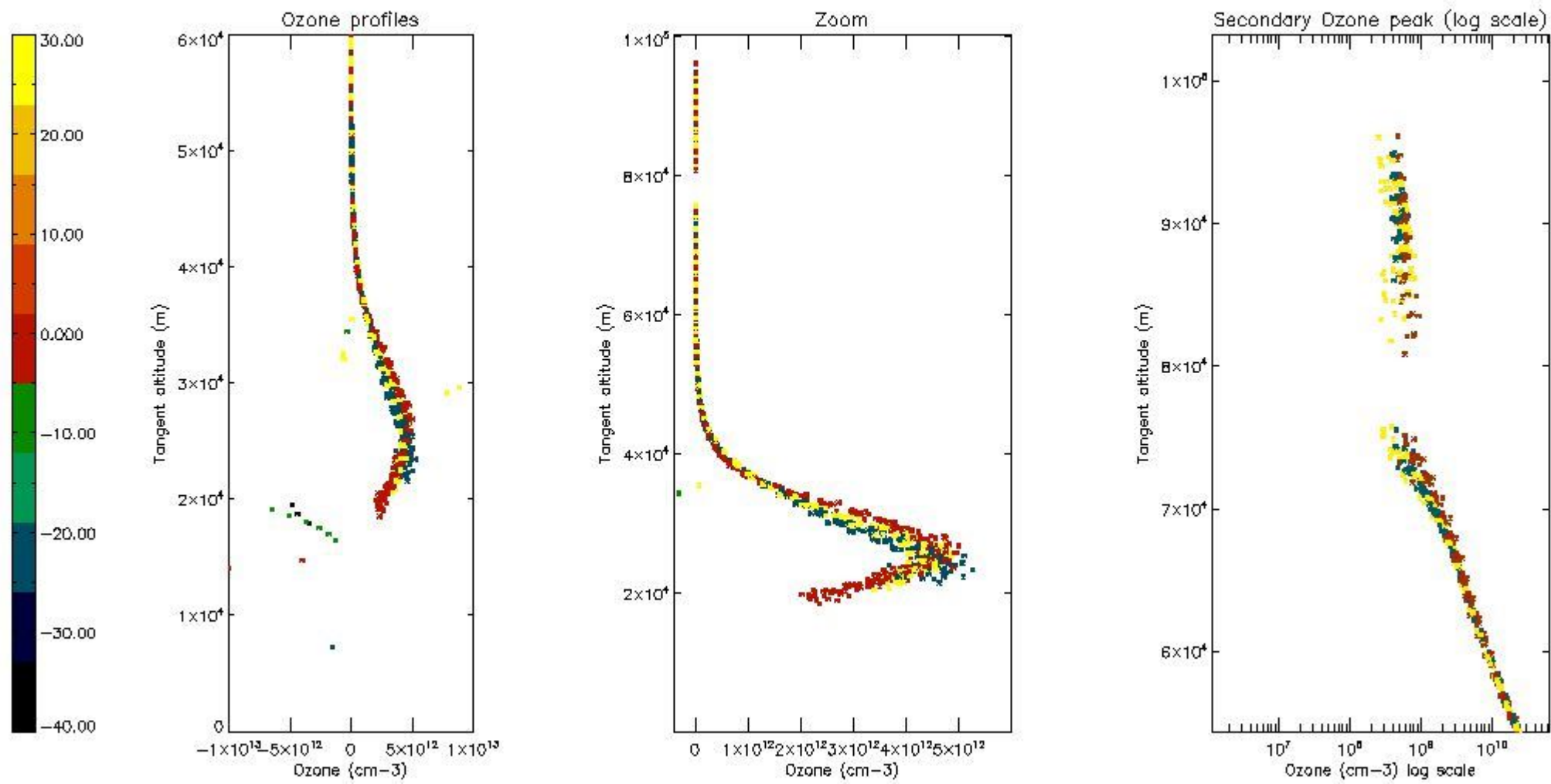
*5.4 Plot ozone profiles where STD < 10% (dark without errors)*

The colorbar represents the latitude.



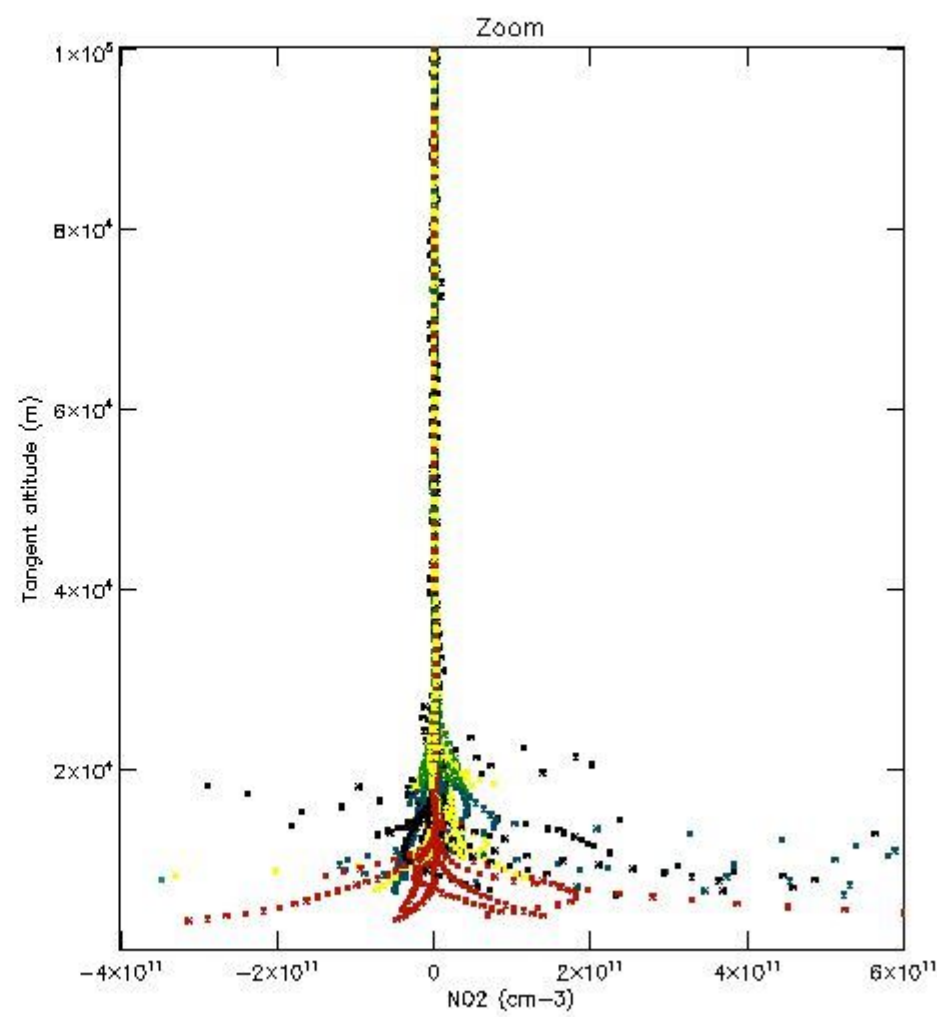
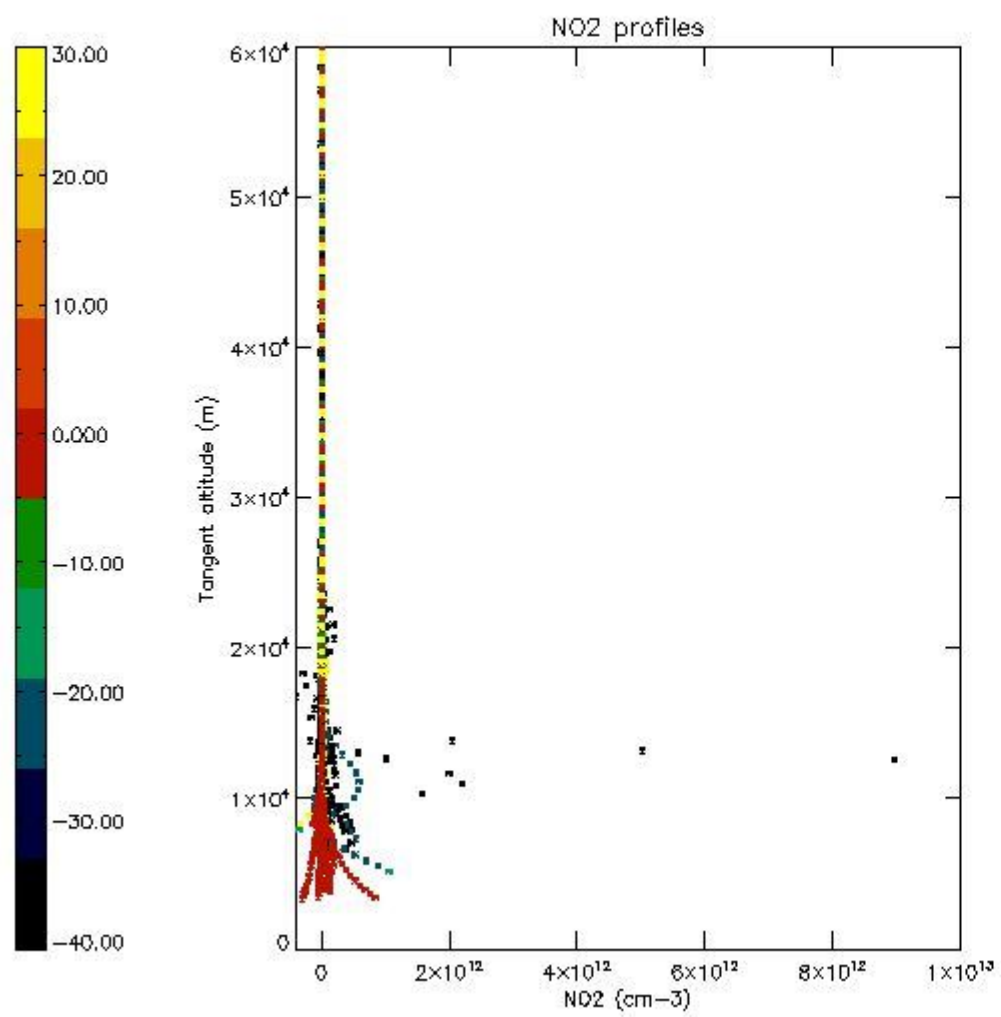
*5.5 Plot ozone profiles where STD < 5% (dark without errors)*

The colorbar represents the latitude.



*5.6 Plot NO<sub>2</sub> profiles for all STD (dark without errors)*

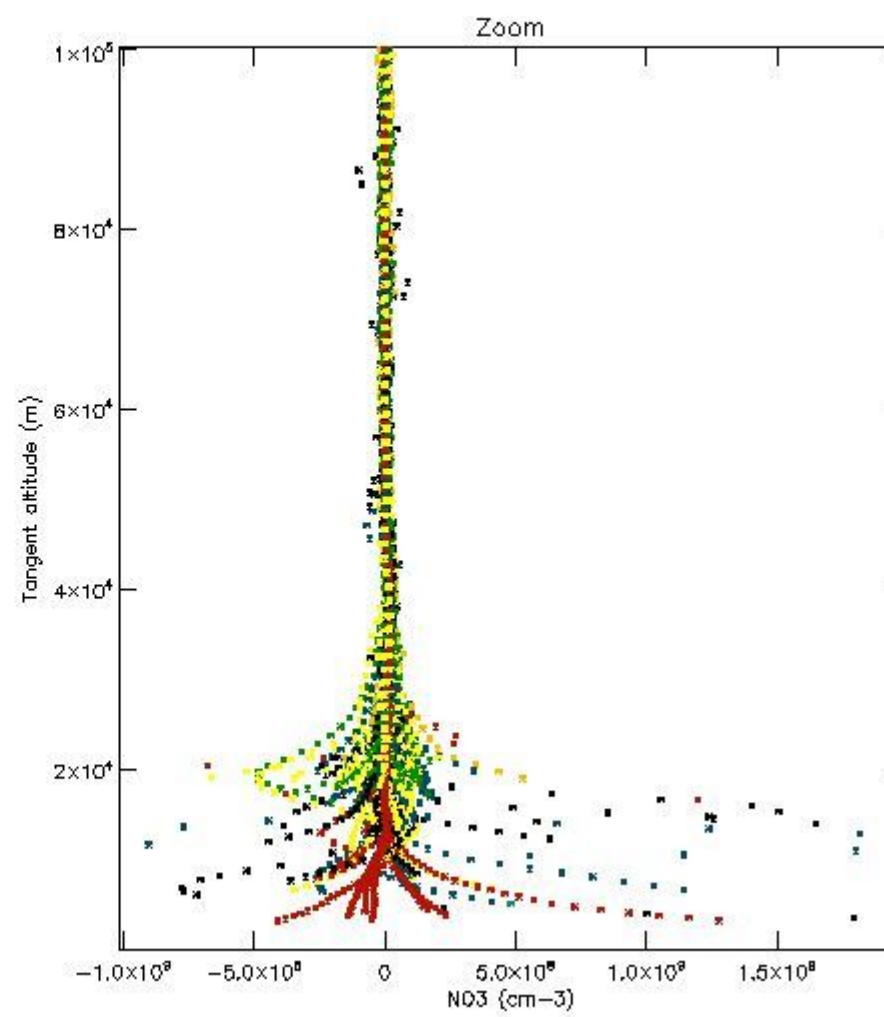
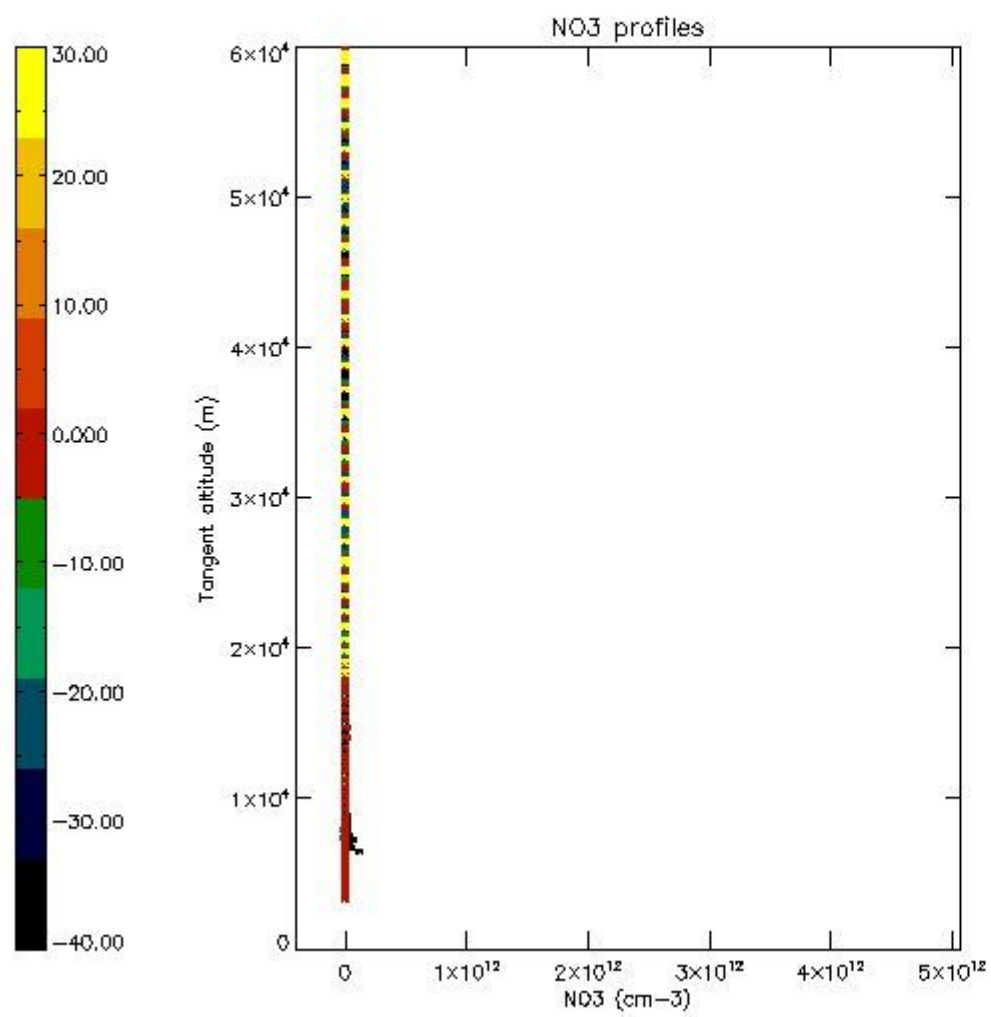
The colorbar represents the latitude.



*5.7 Plot NO3 profiles for all STD (dark without errors)*

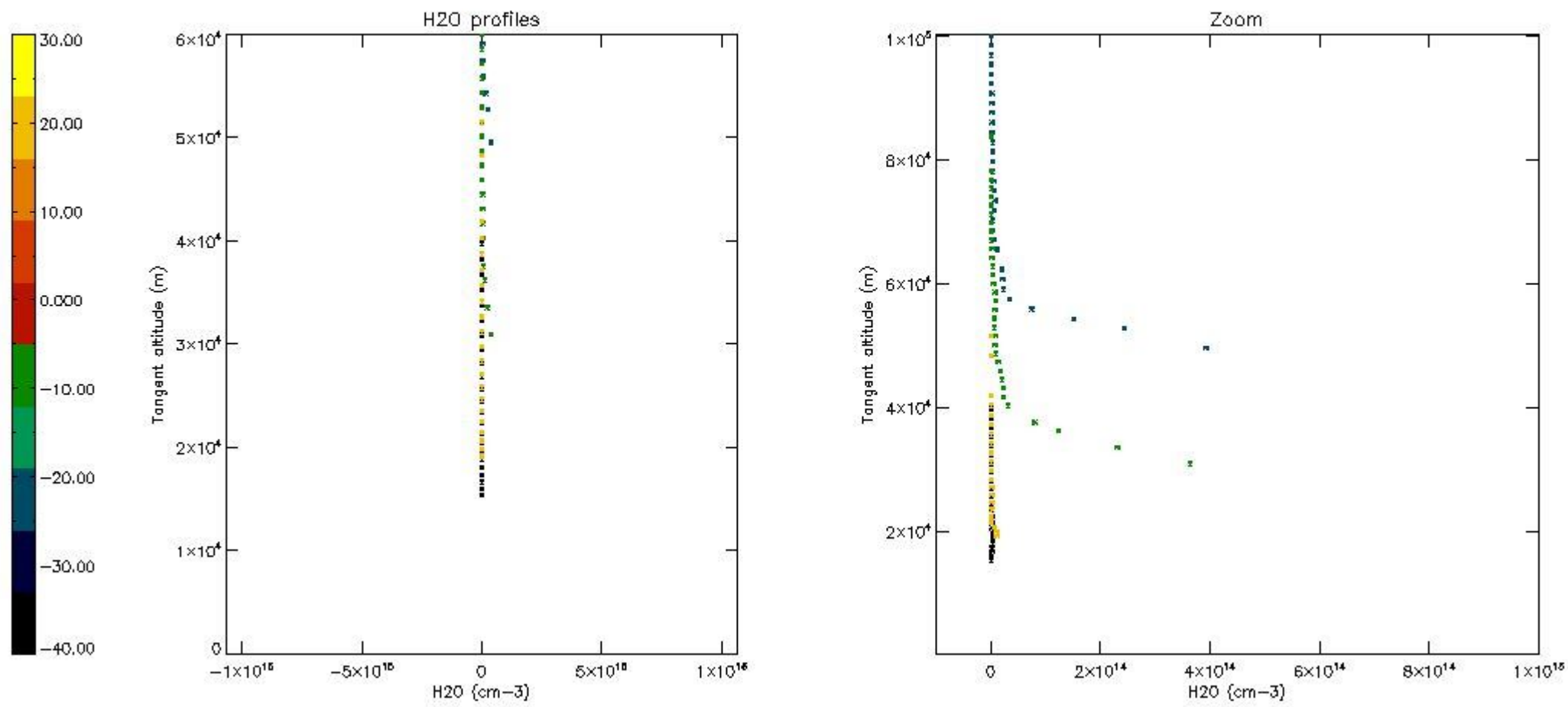
The colorbar represents the latitude.





5.8 Plot H2O profiles for all STD (only for occultations of stars 1,2,3,4,13,14,16,26,63 dark without errors)

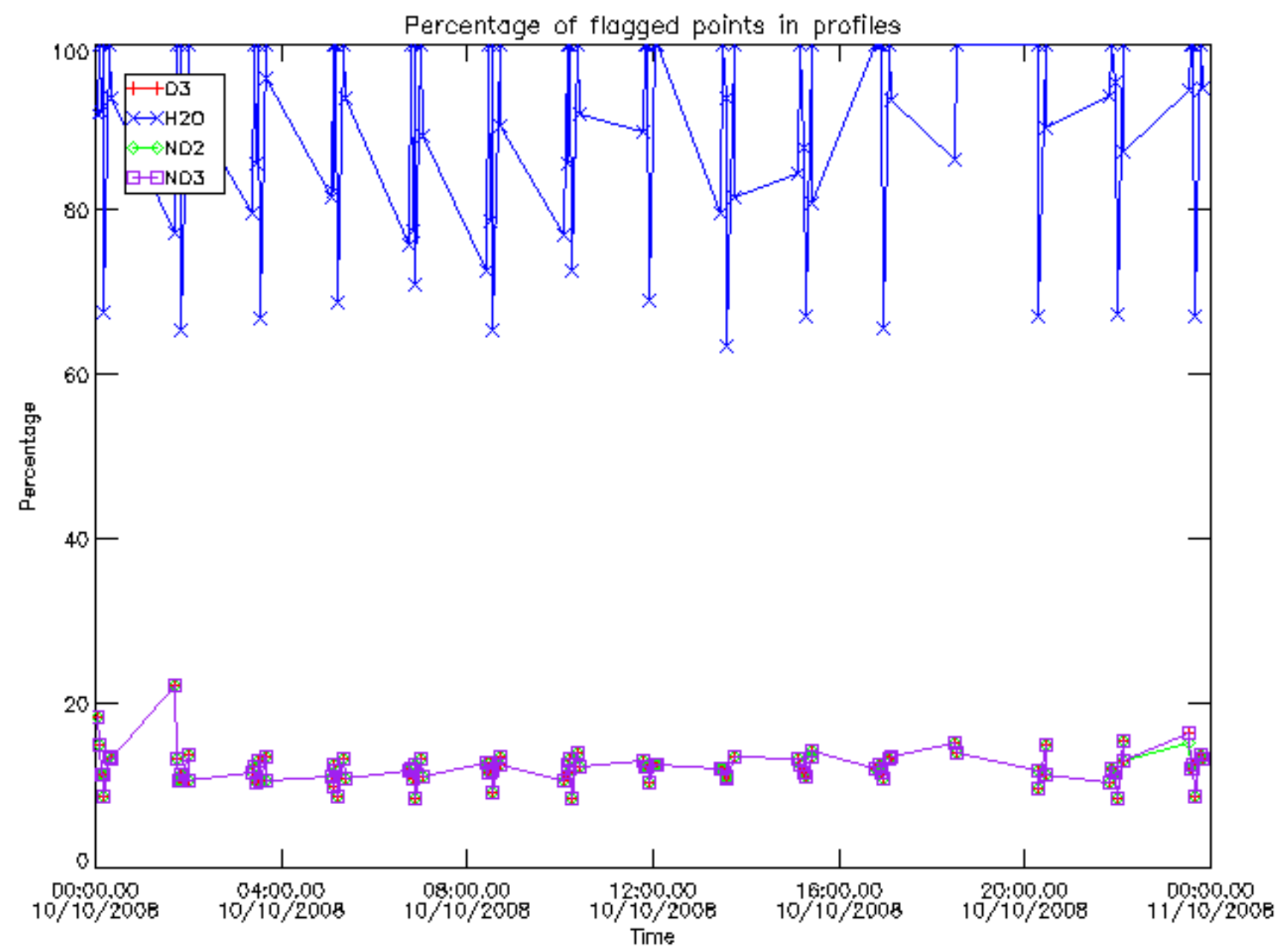
The colorbar represents the latitude.



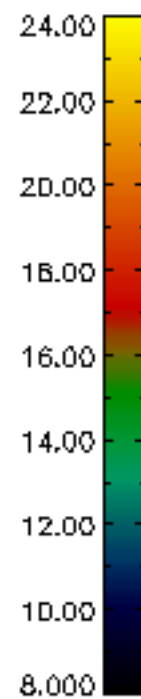
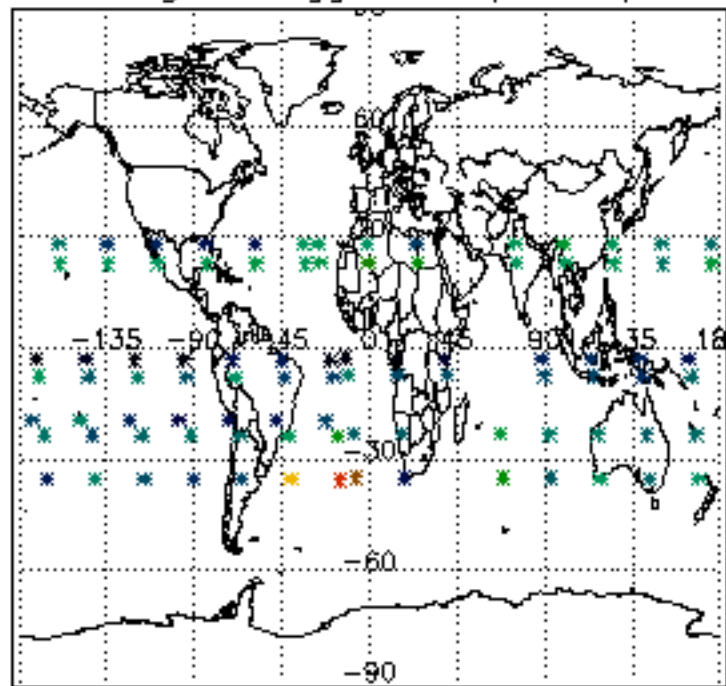
## 6. Auxiliary Data Files used for the production reported in section 2

The number reported in the third column indicates since which file (see list in section 2) the corresponding auxiliary file has been used. The fourth column is the date of those product files.

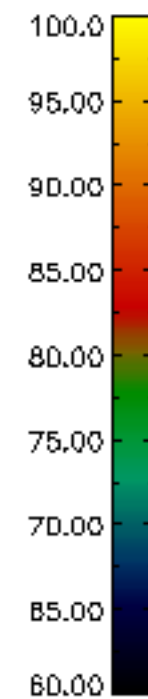
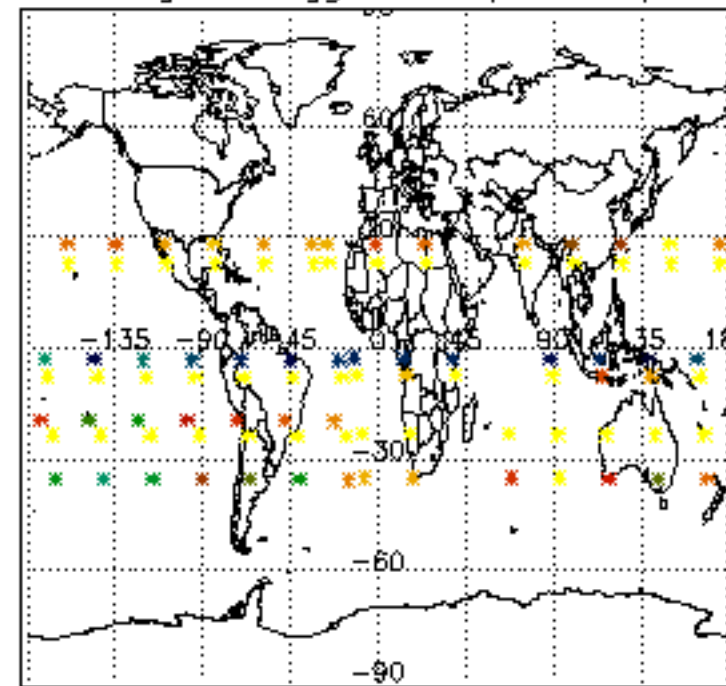
Type	Auxiliary Filename	Used since product	Used since product date
INST_PHYS_CHARACTERISTICS	GOM_INS_AXVIEC20091111_143220_20030716_120000_20500101_000000	1	10-OCT-2008 00:02:03
LEVEL-2_PROC_CONFIG	GOM_PR2_AXVIEC20091111_152718_20020301_000000_20500101_000000	1	10-OCT-2008 00:02:03
CROSS_SECTIONS_FILE	GOM_CRS_AXVIEC20091111_154832_20020301_000000_20500101_000000	1	10-OCT-2008 00:02:03



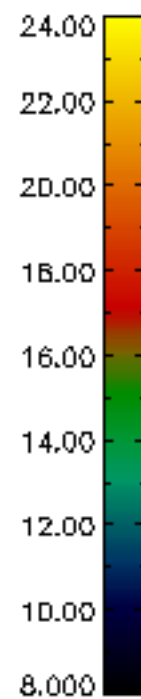
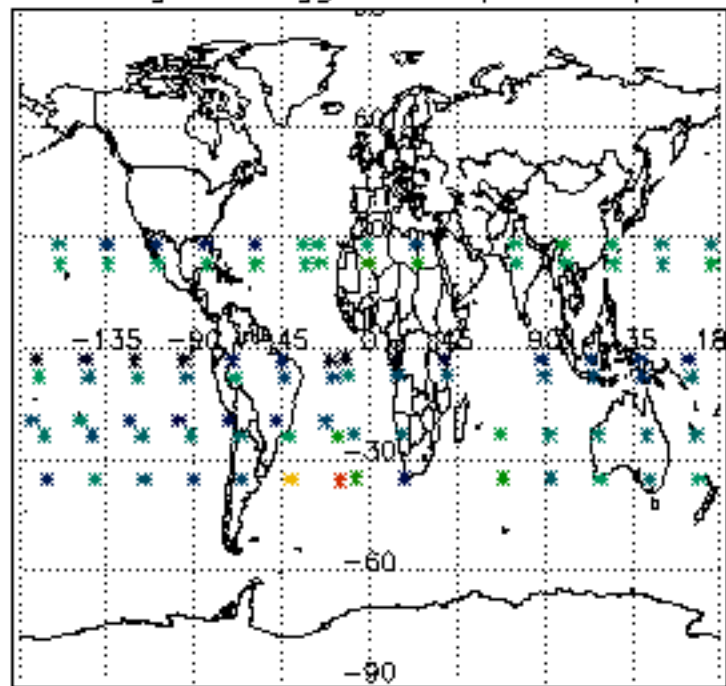
Percentage of flagged data per D3 profile



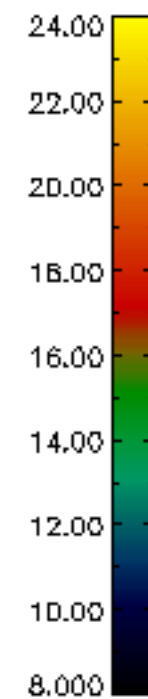
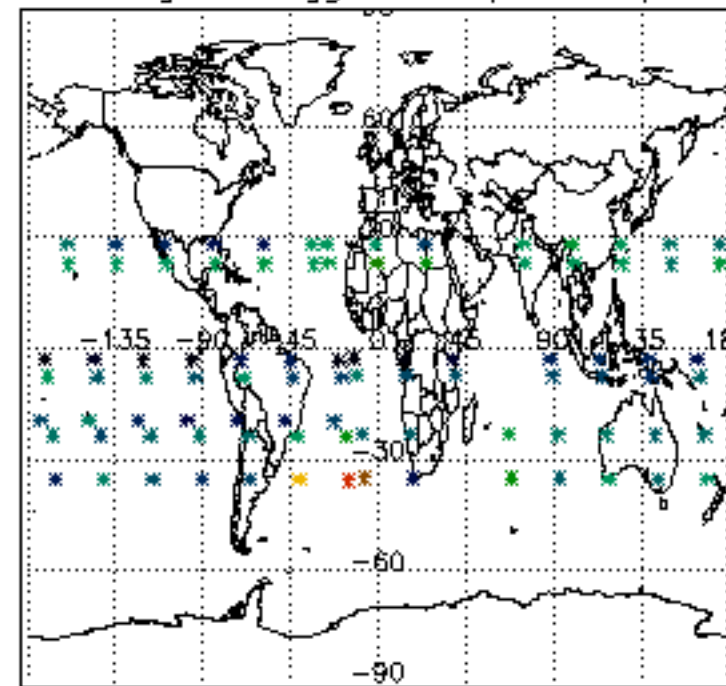
Percentage of flagged data per H2O profile



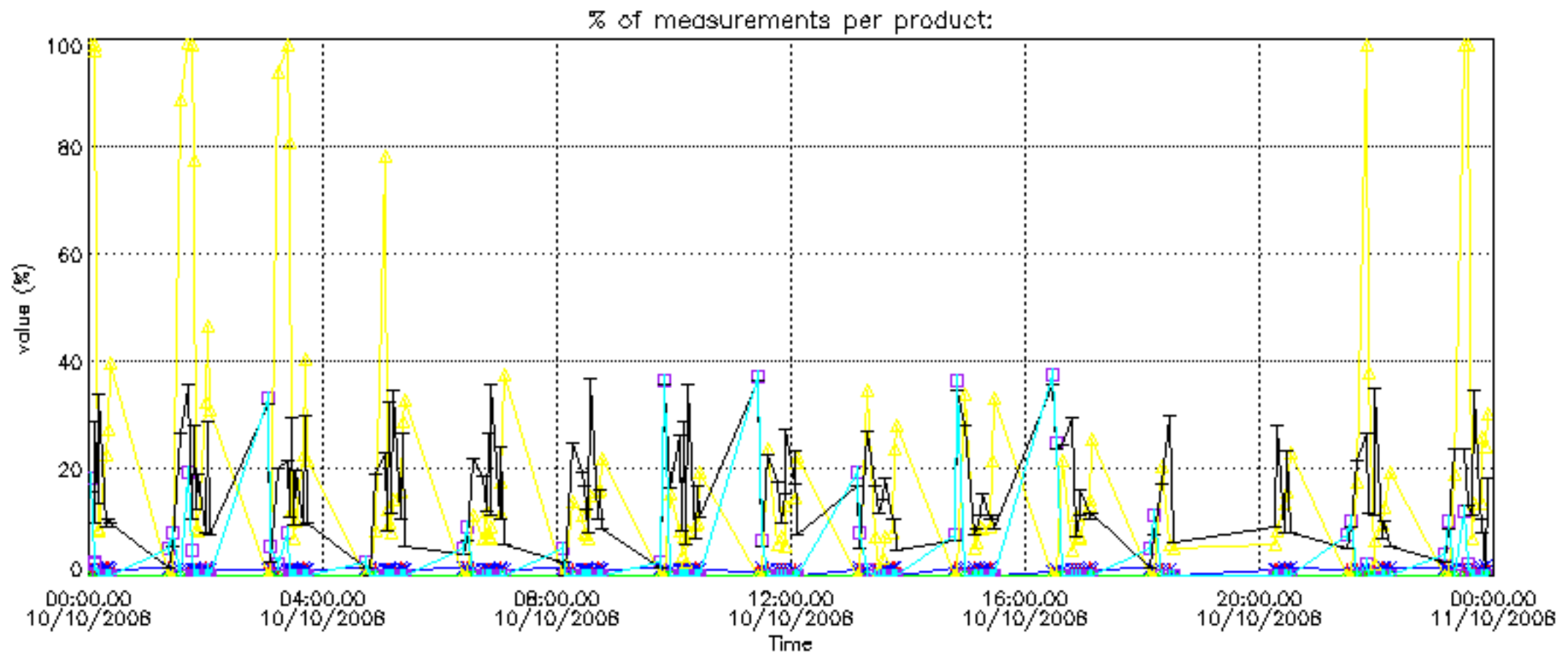
Percentage of flagged data per NO2 profile

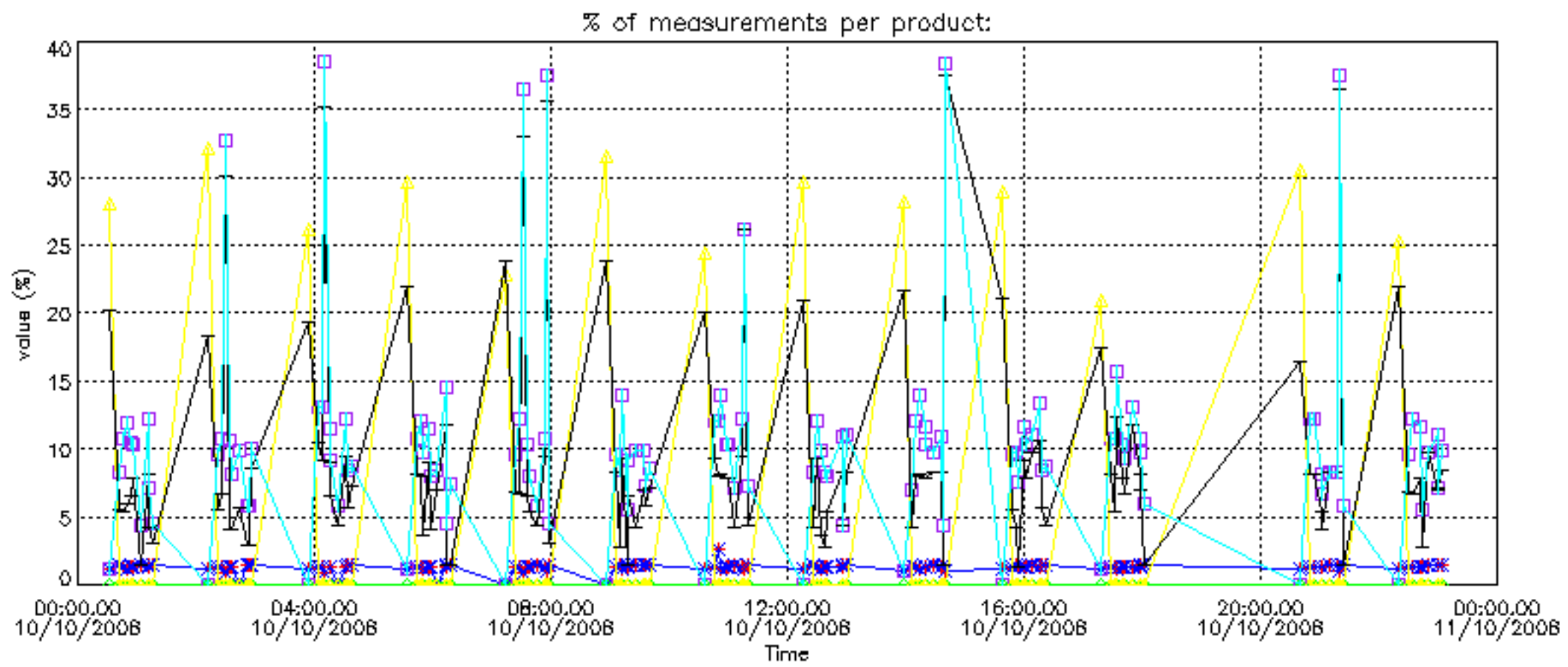


Percentage of flagged data per NO3 profile

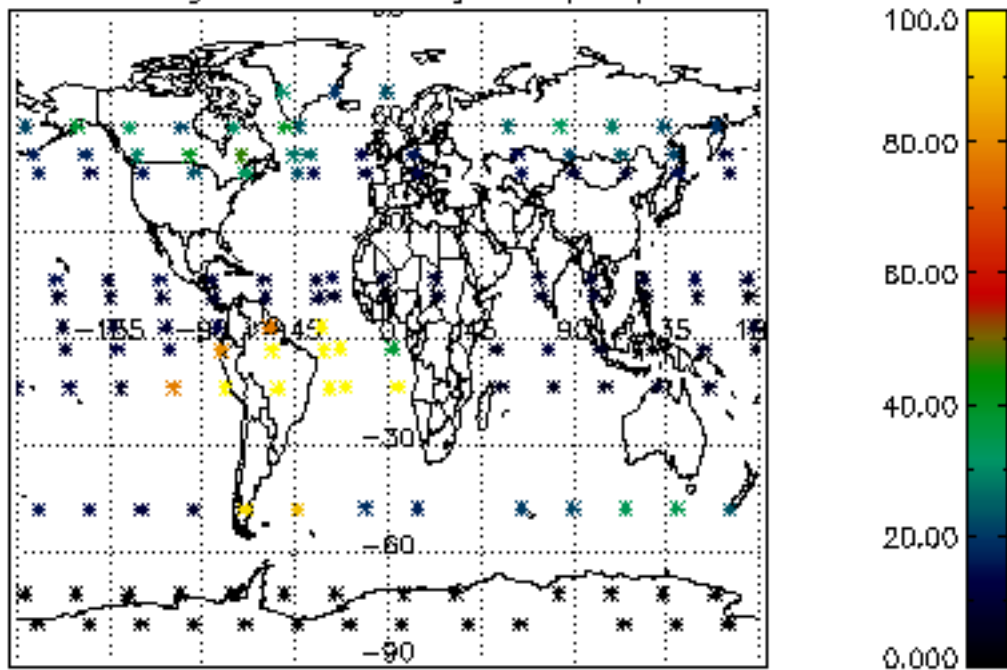




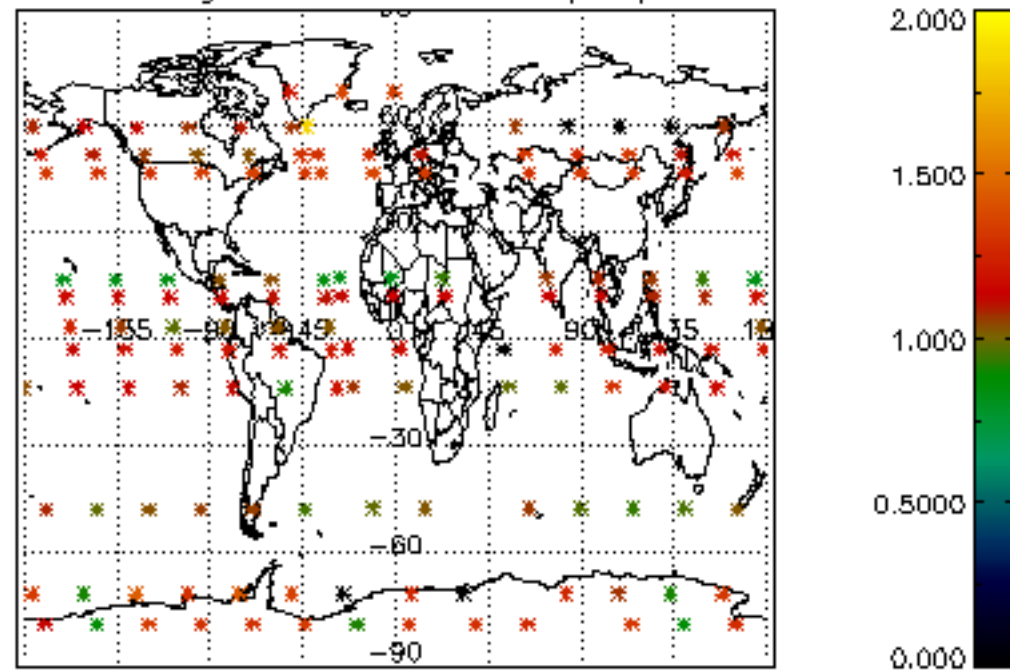




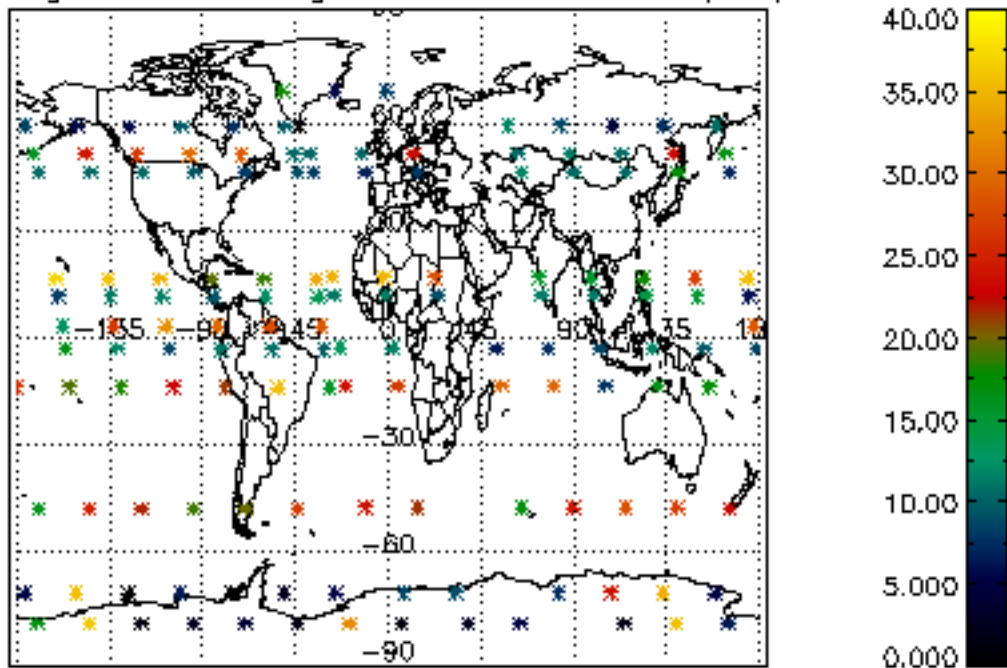
Percentage of cosmic ray hits per profile



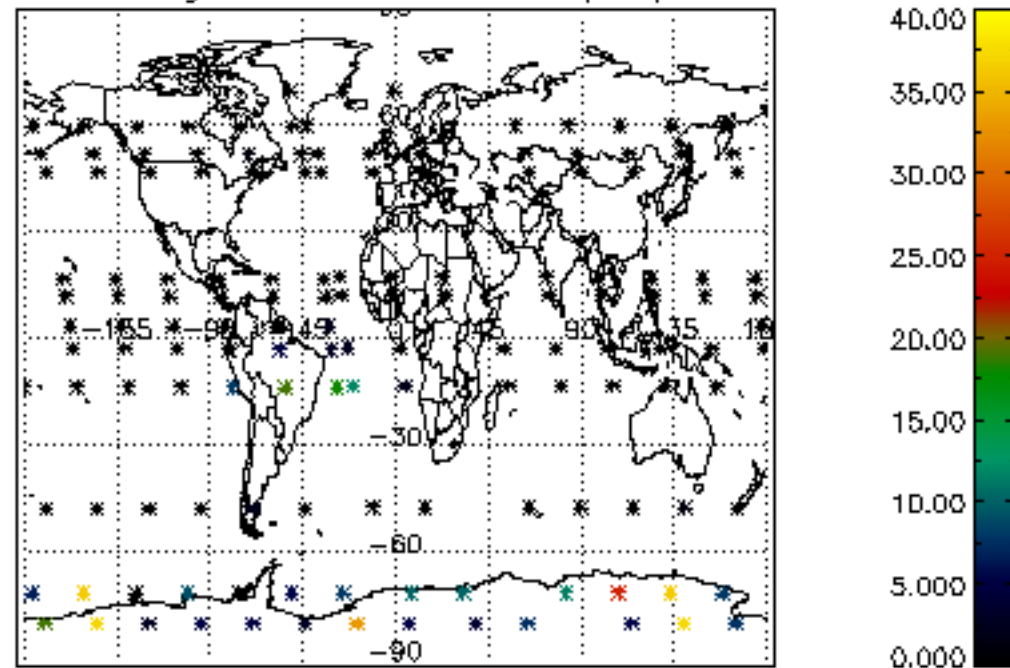
Percentage of datation errors per profile



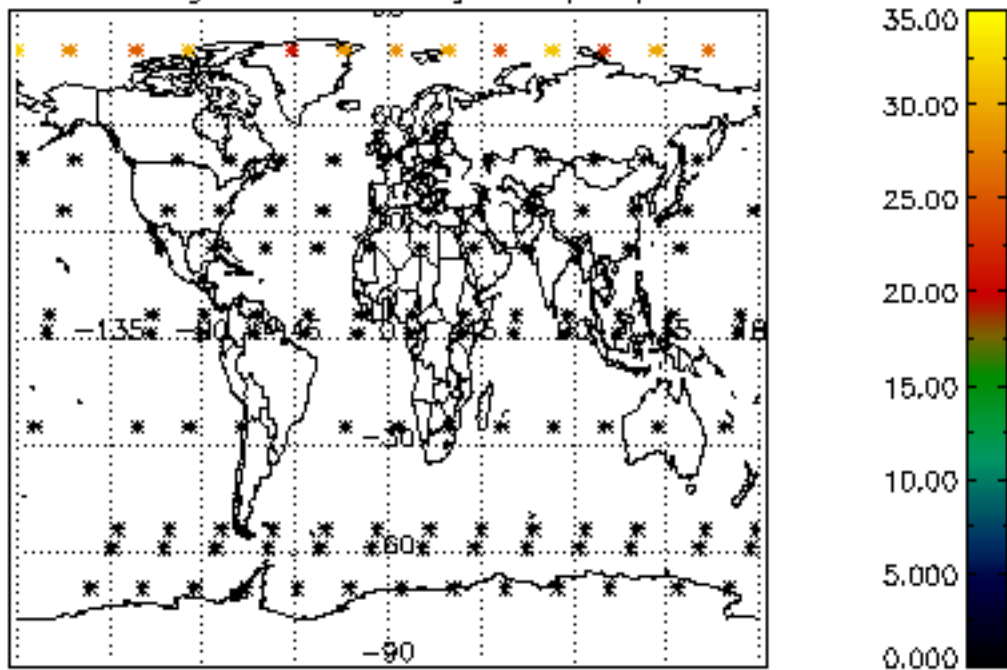
Percentage of star falling outside central band per profile



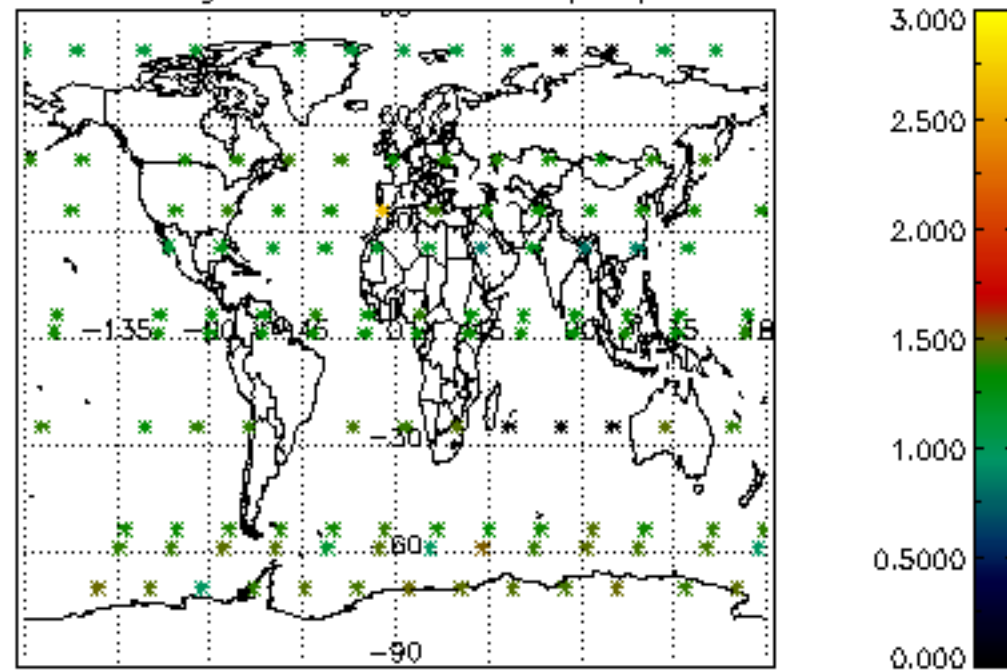
Percentage of saturation errors per profile



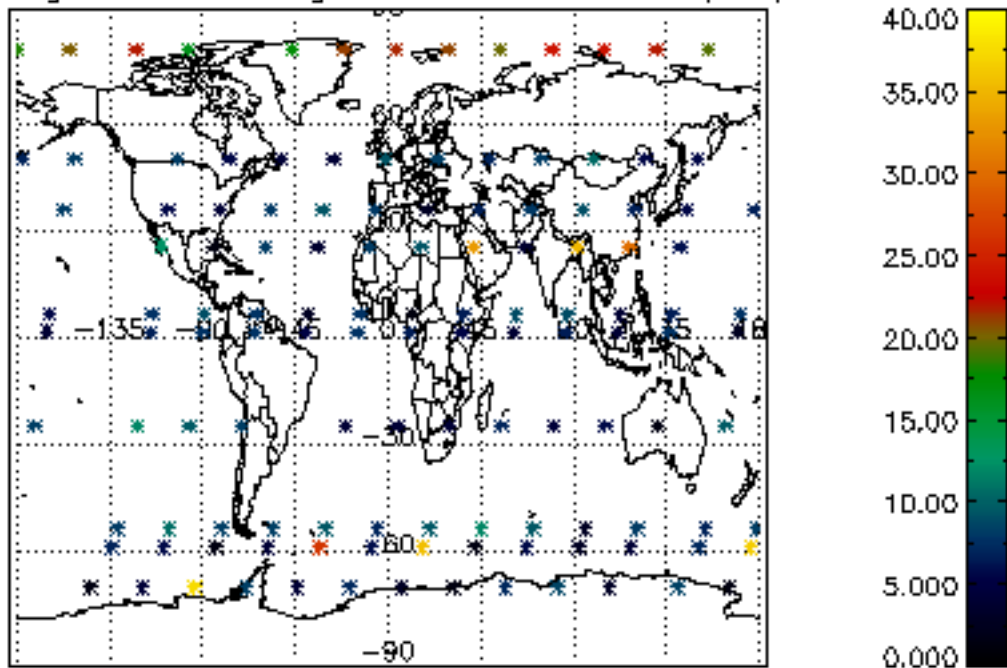
Percentage of cosmic ray hits per profile



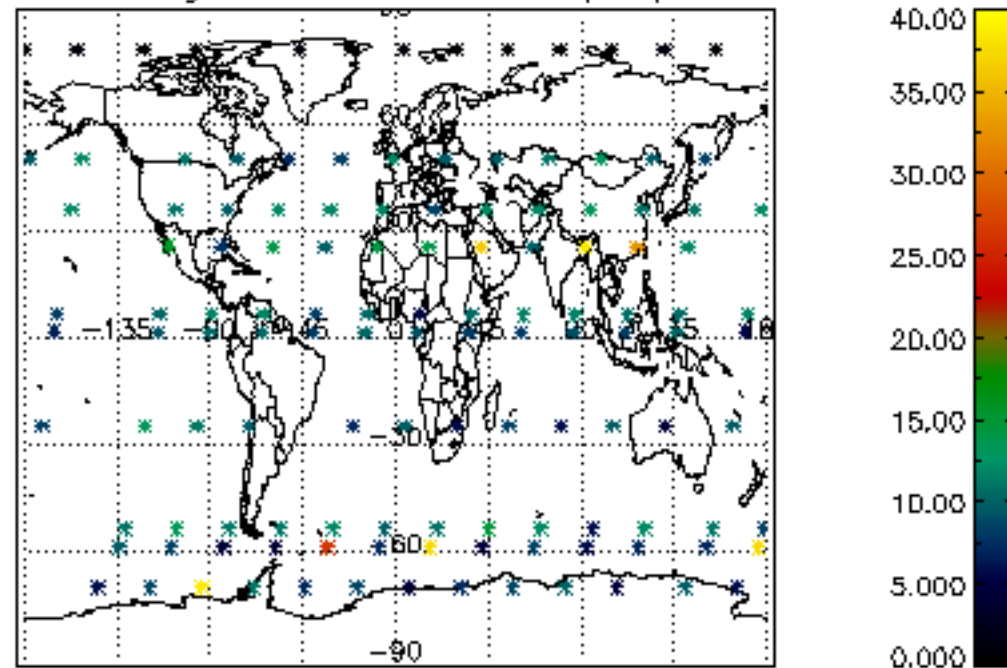
Percentage of datation errors per profile



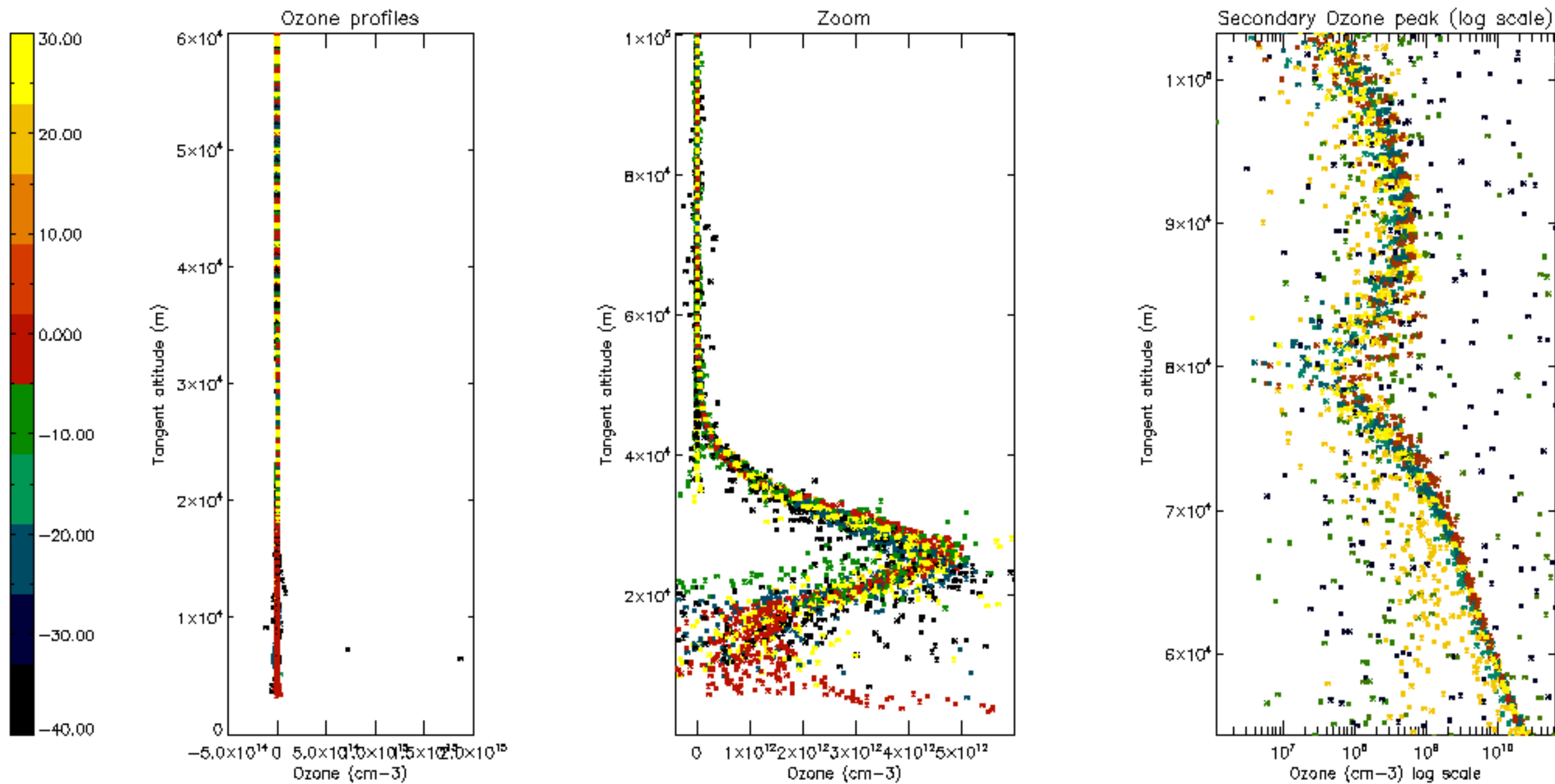
Percentage of star falling outside central band per profile

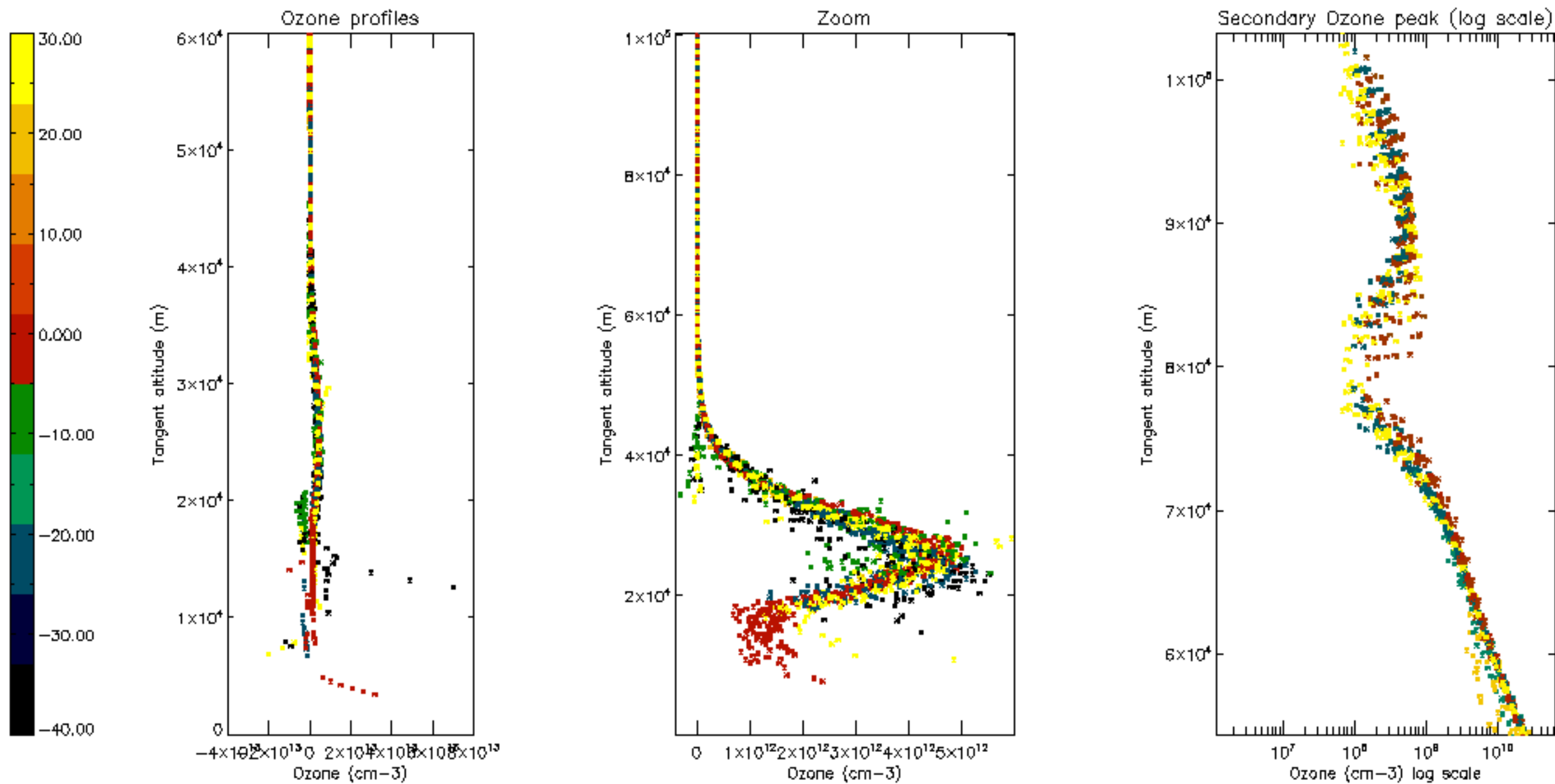


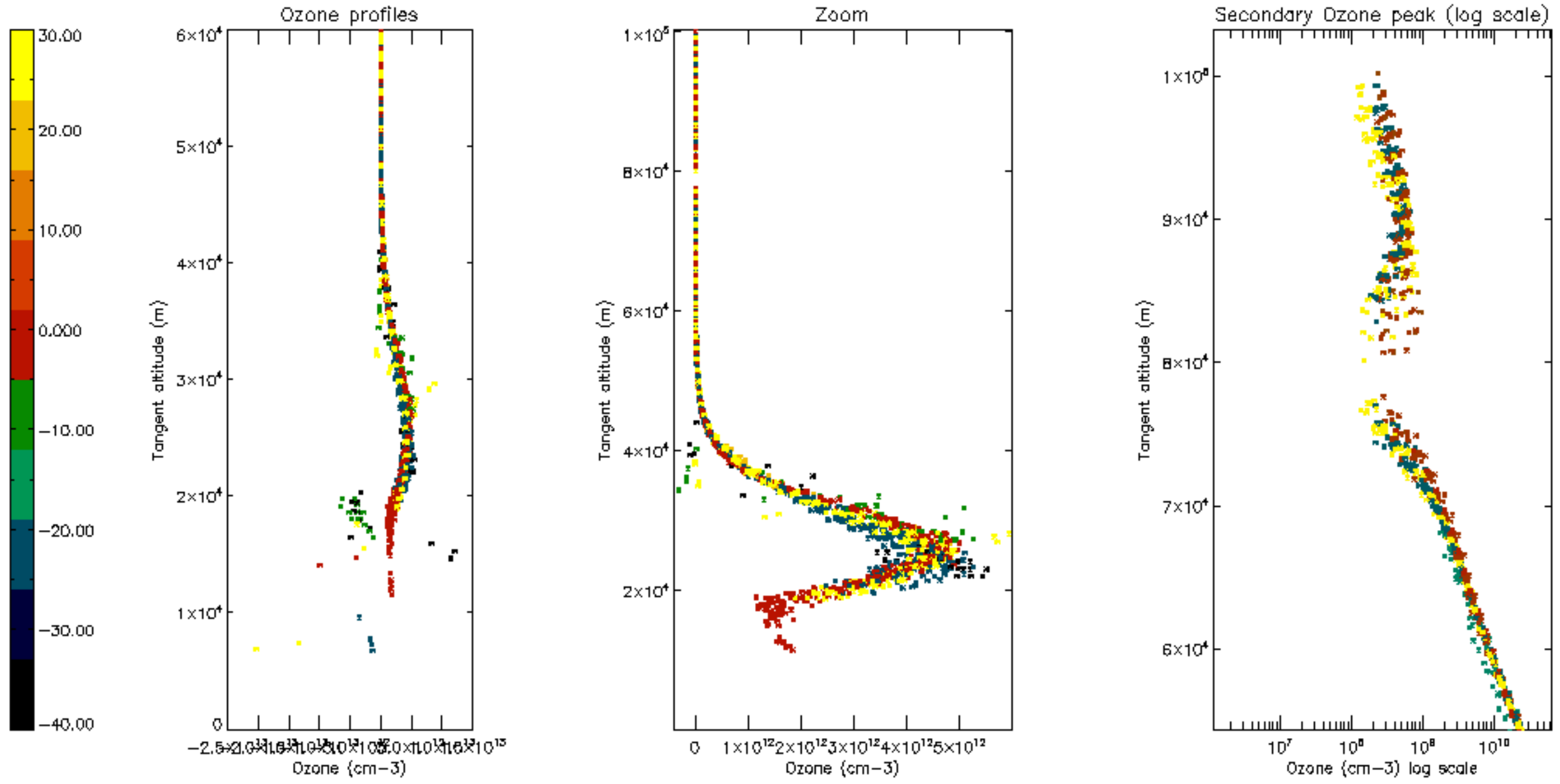
Percentage of saturation errors per profile

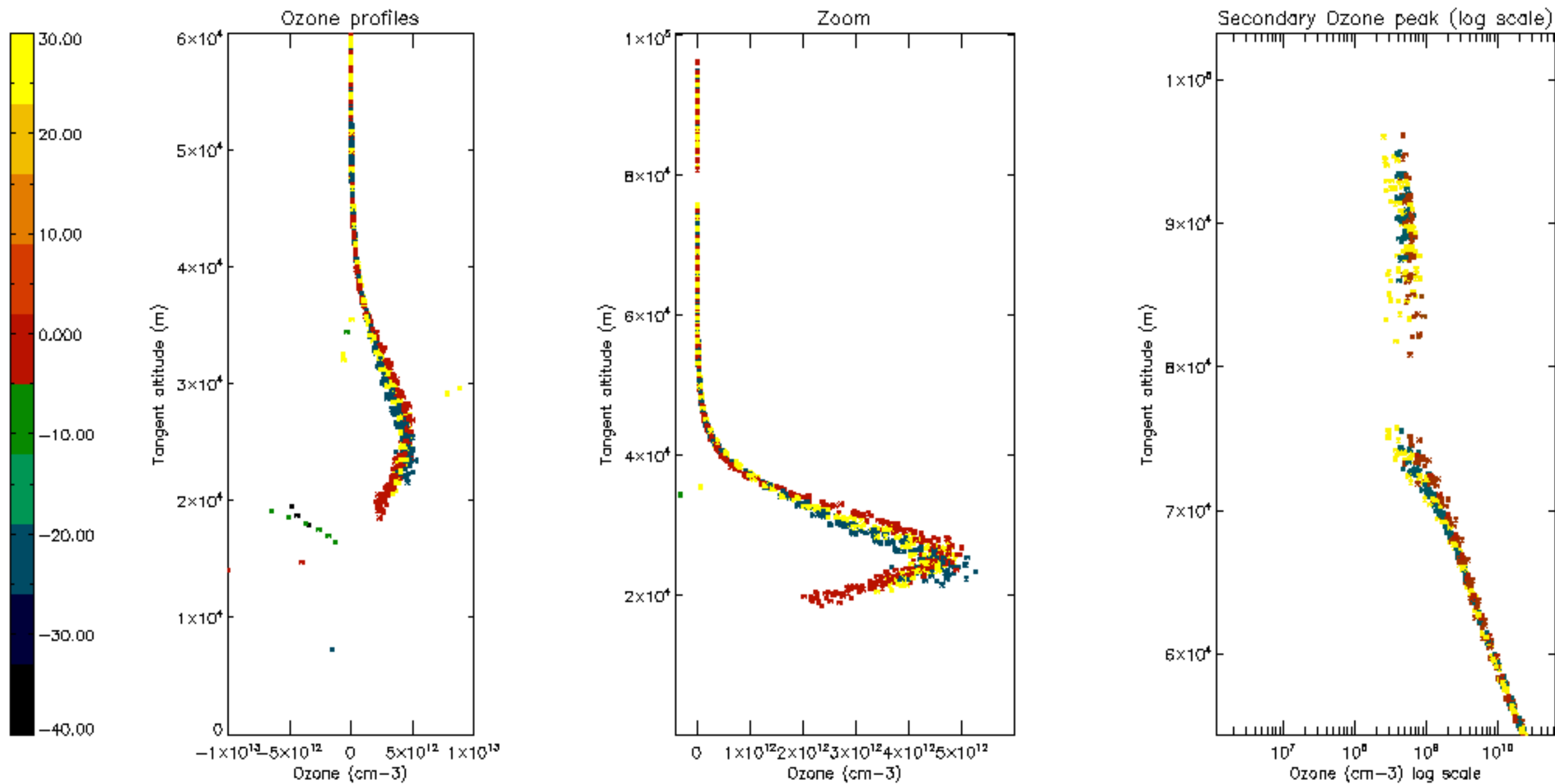




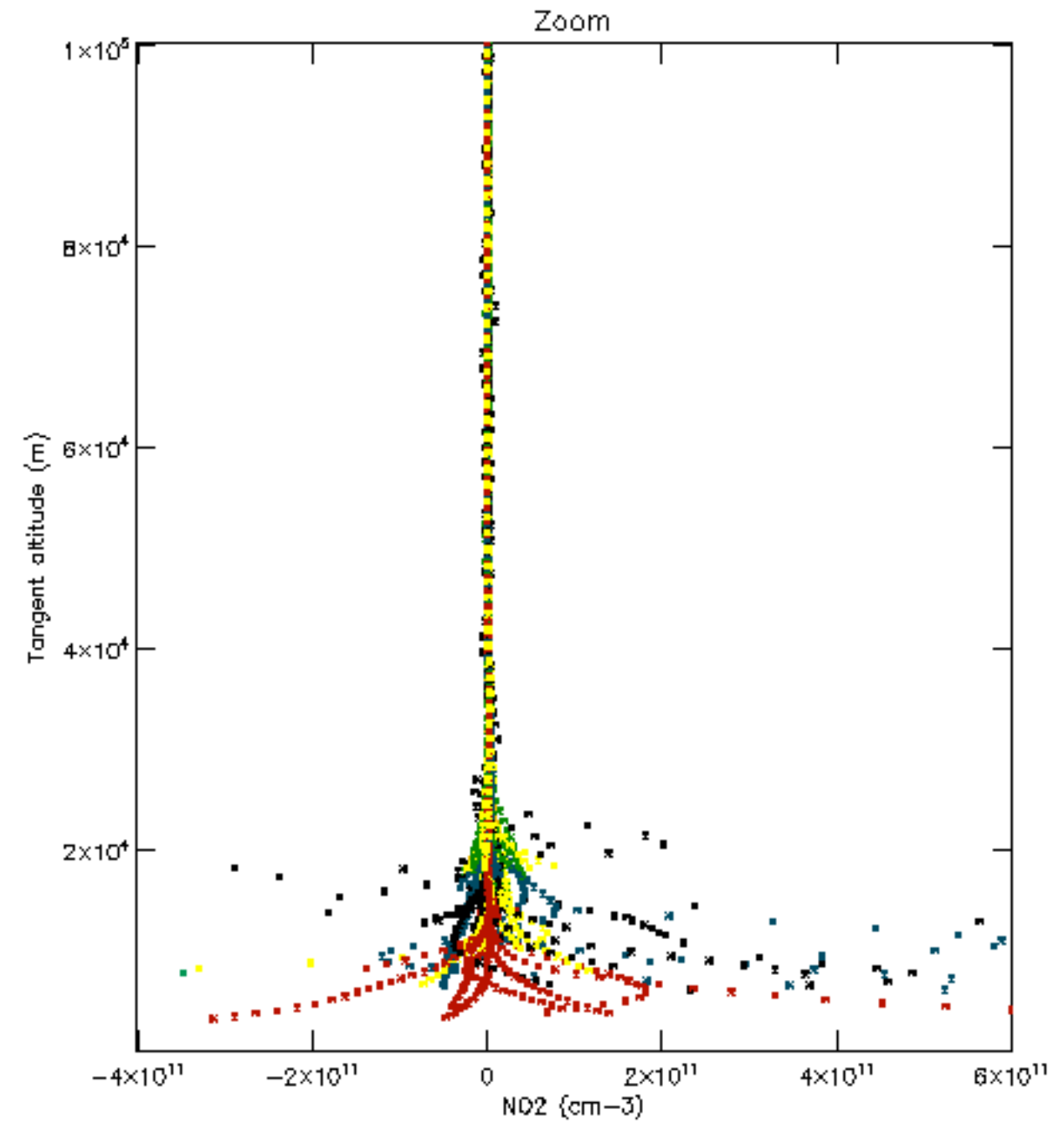
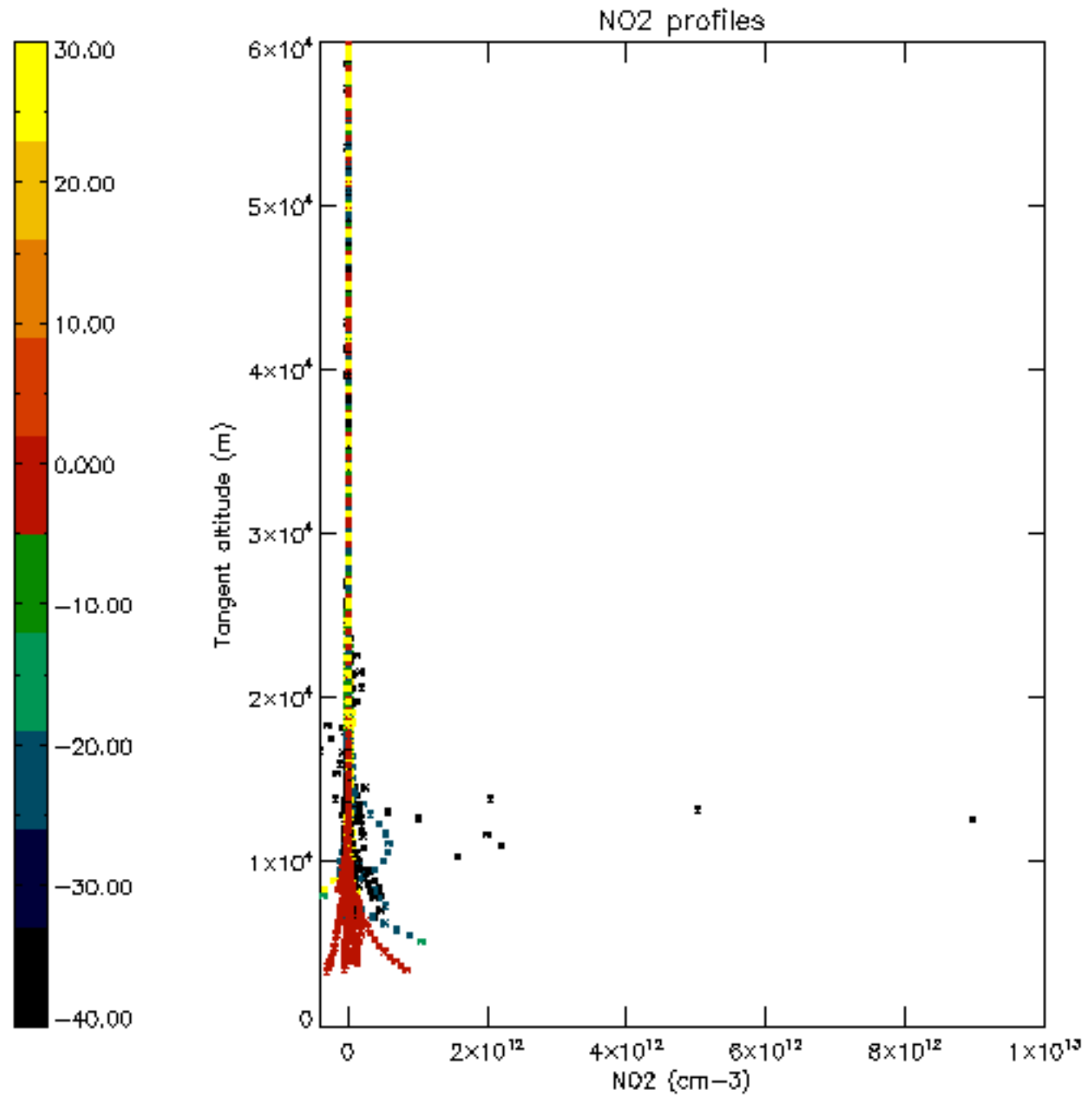


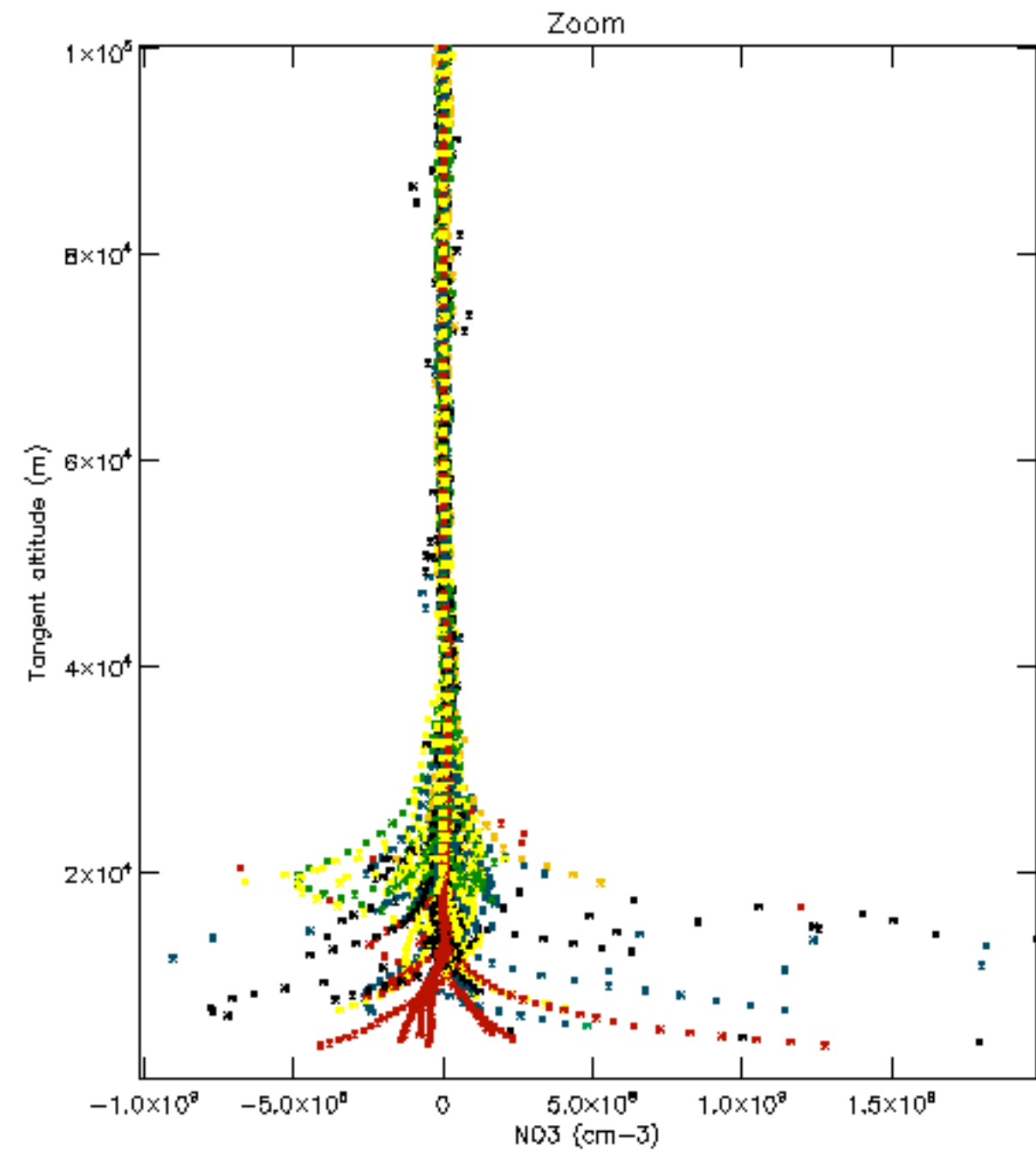
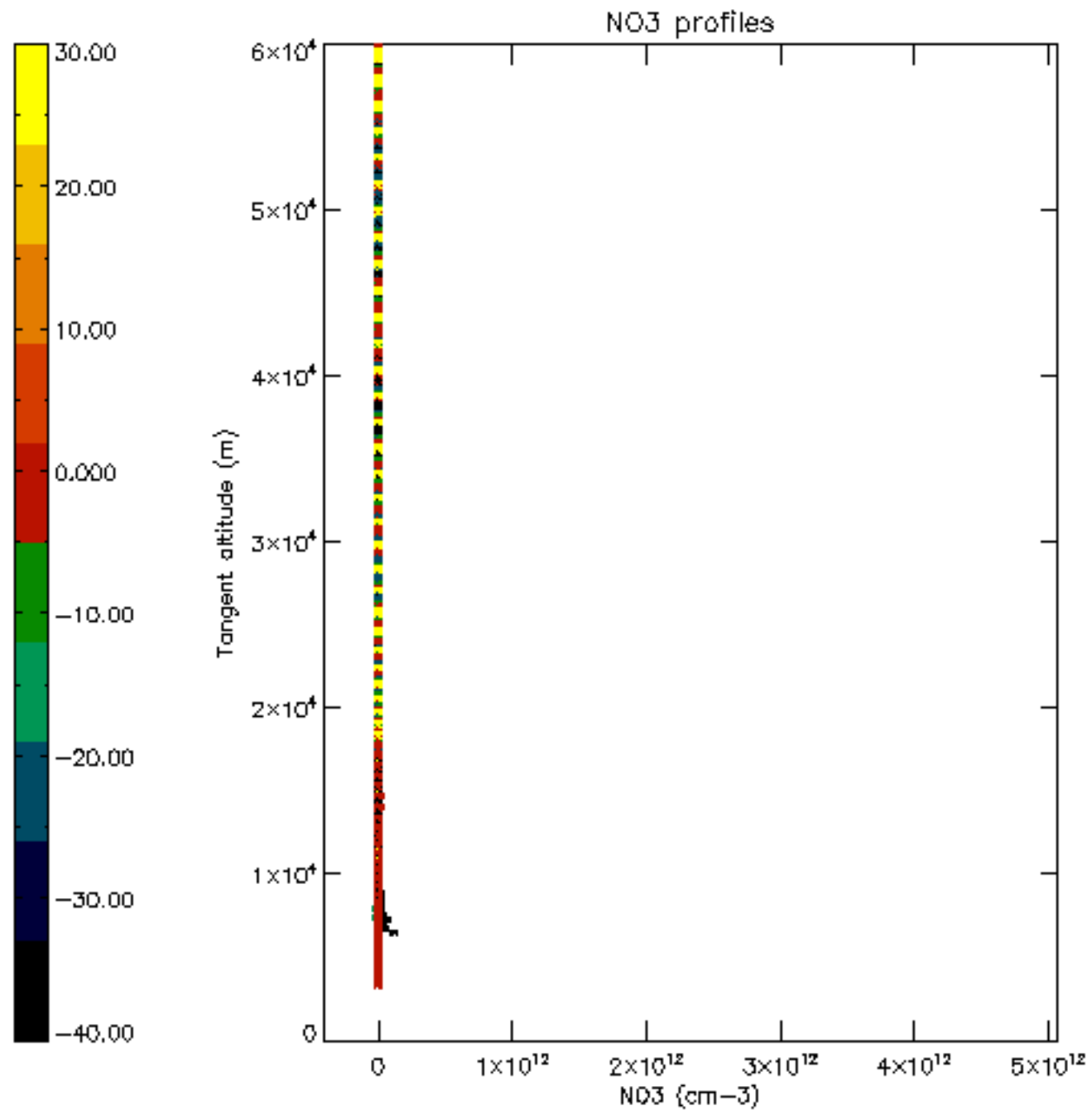


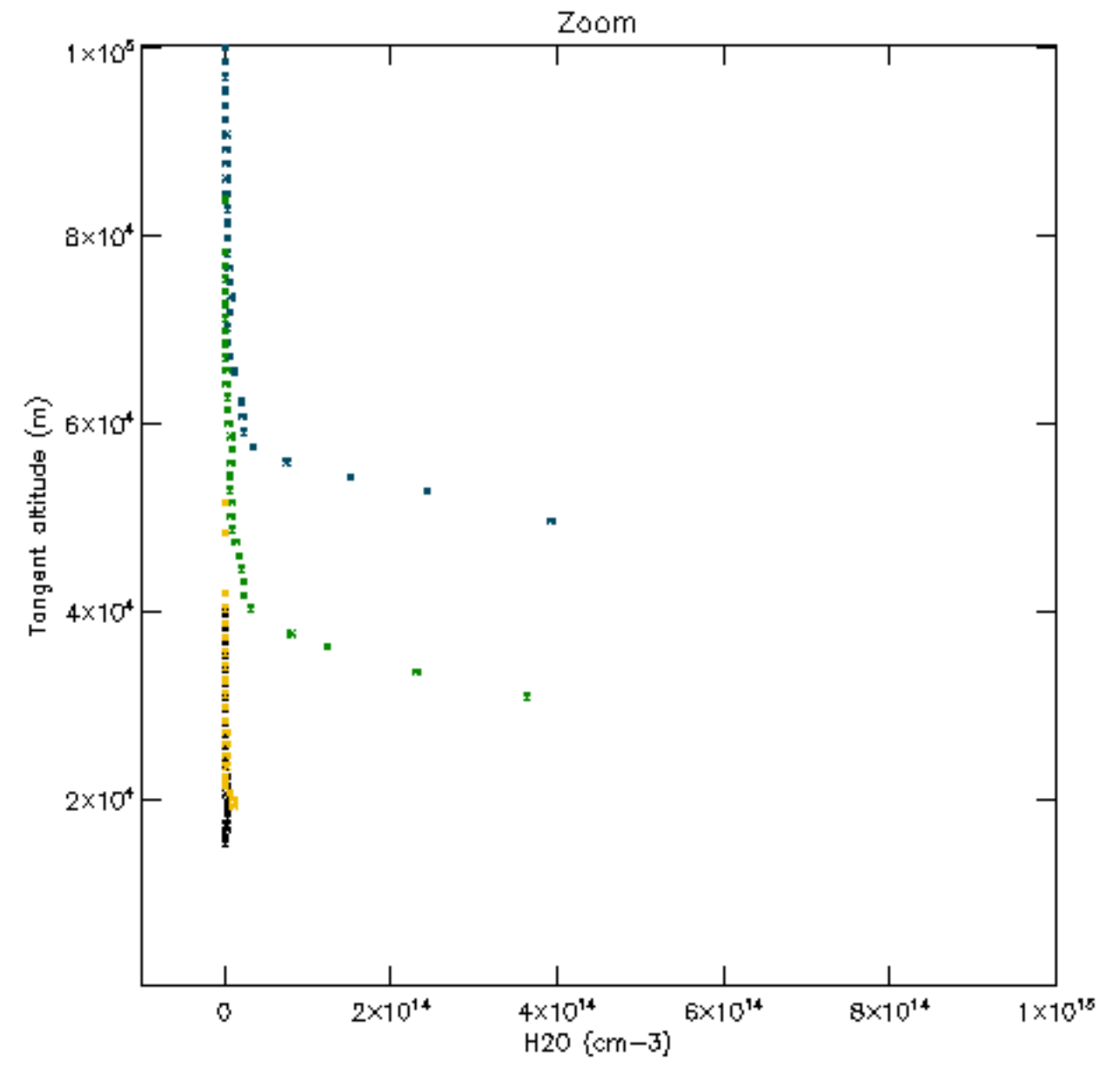
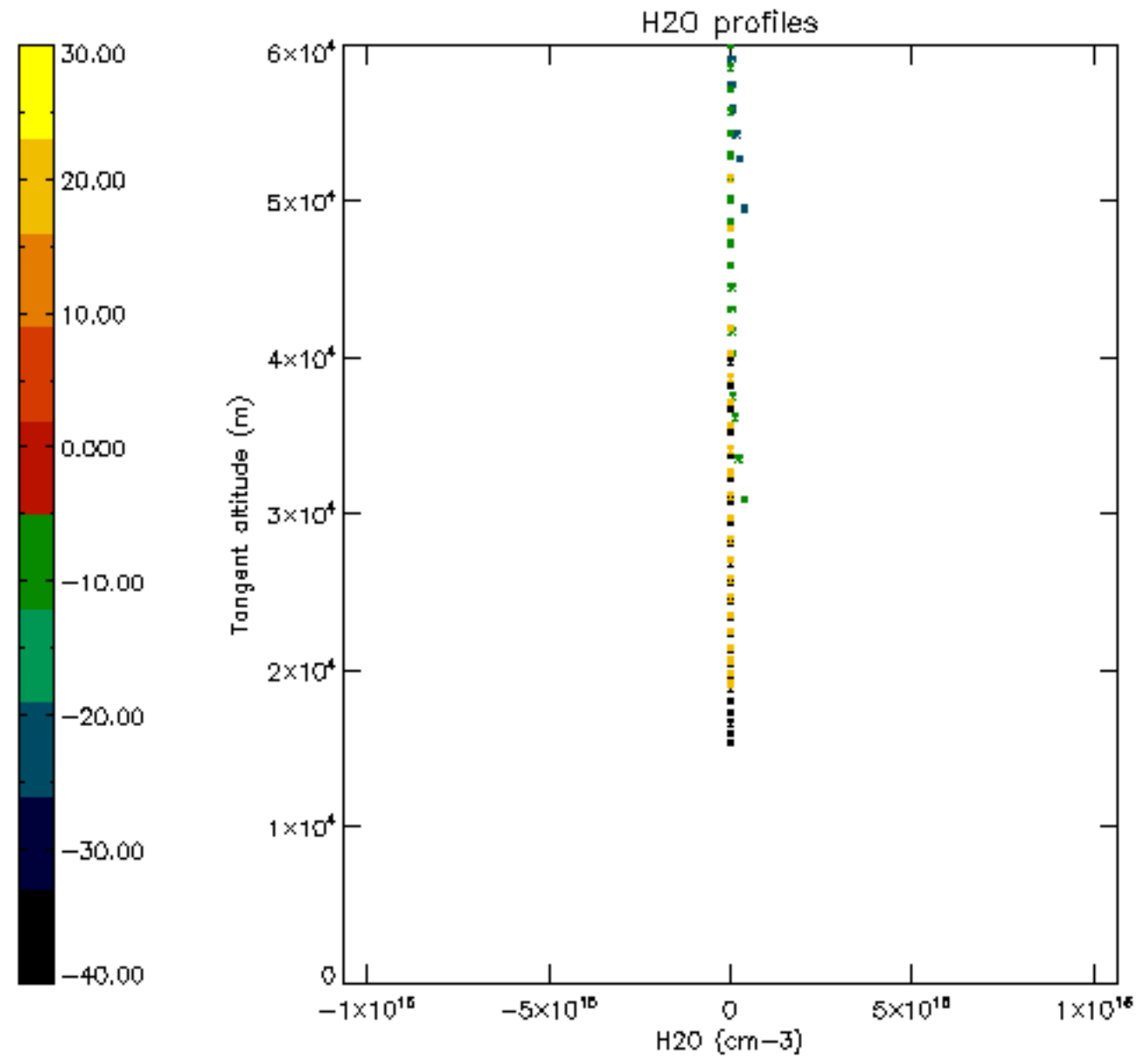




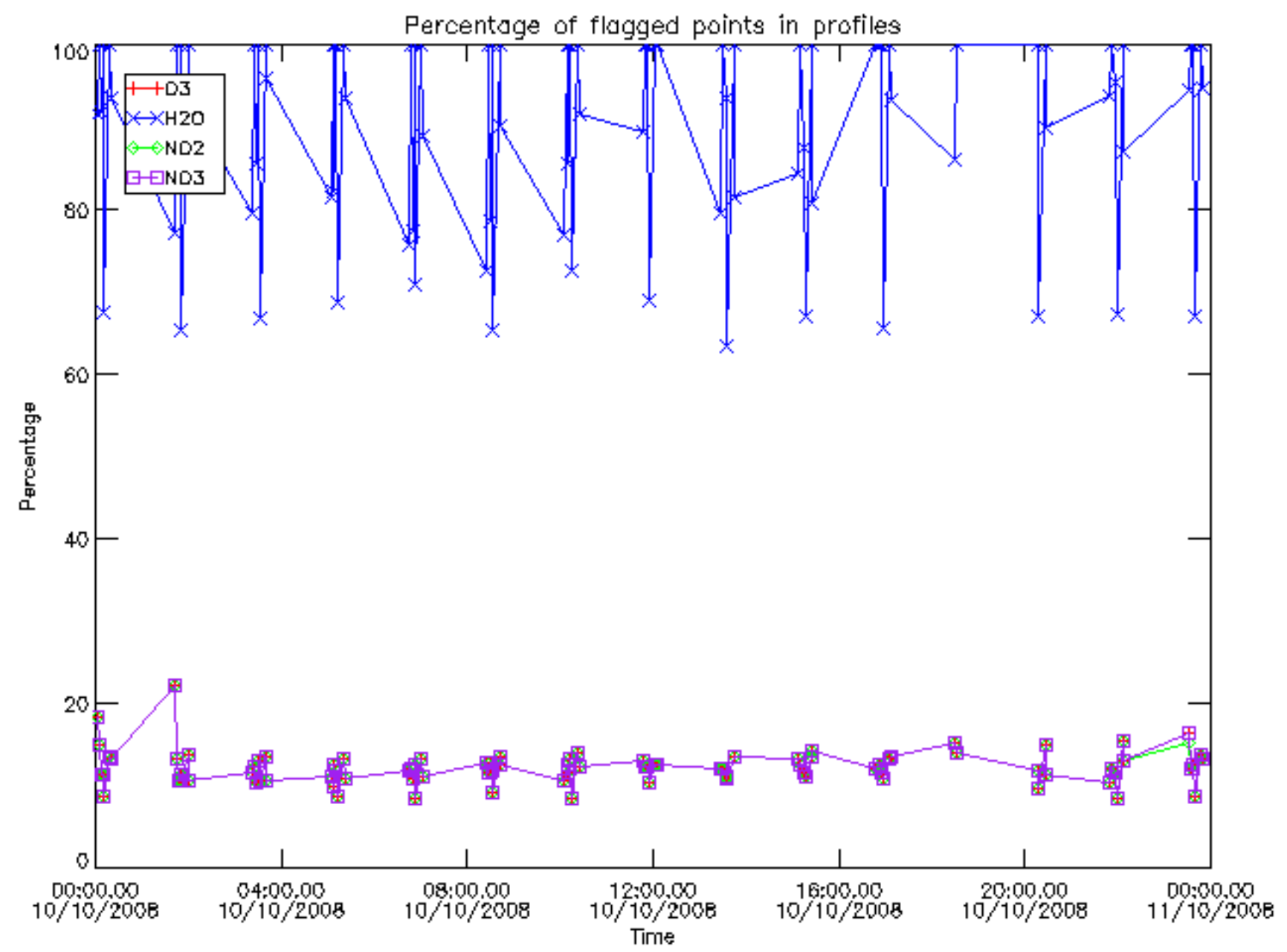




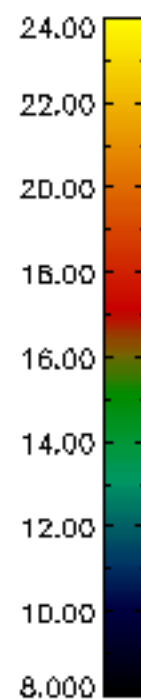
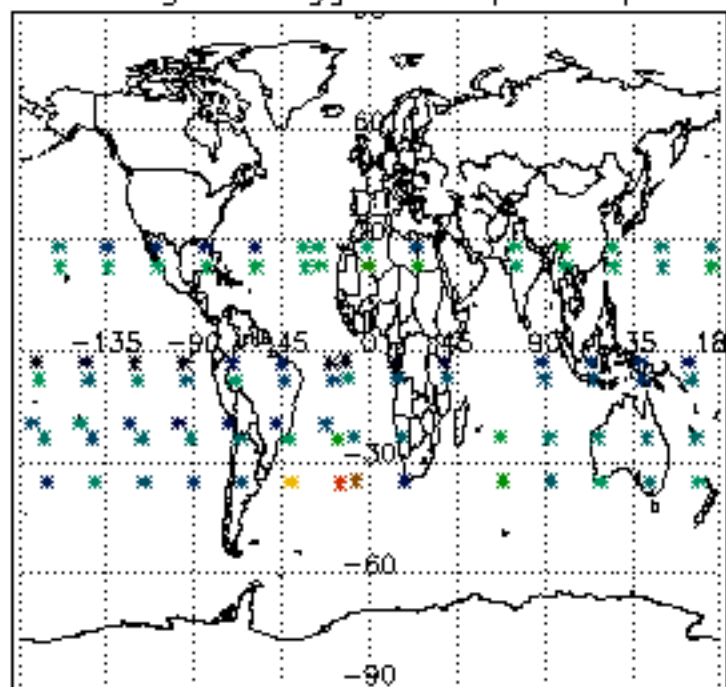




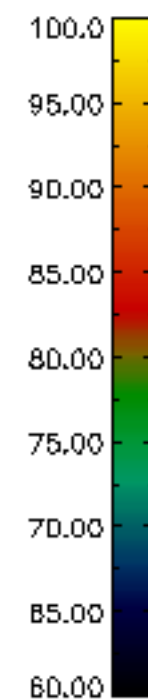
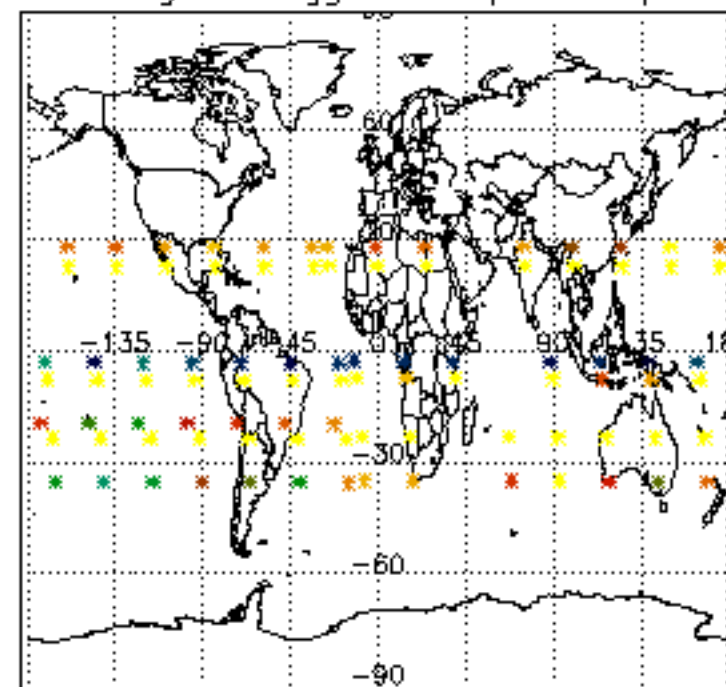




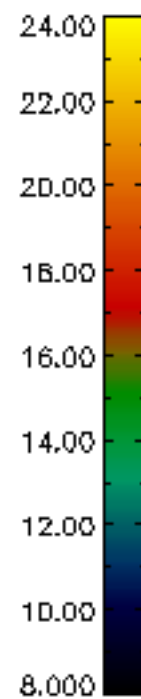
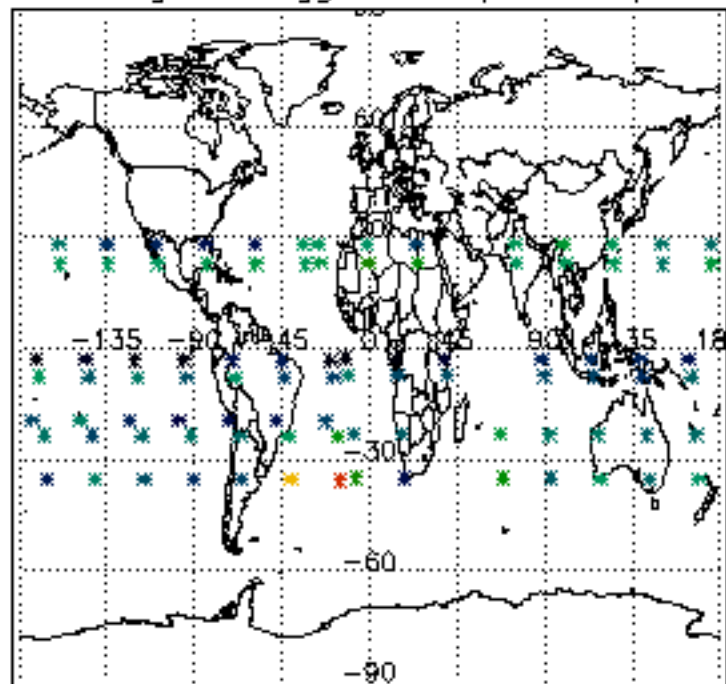
Percentage of flagged data per D3 profile



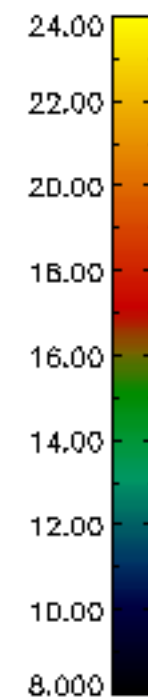
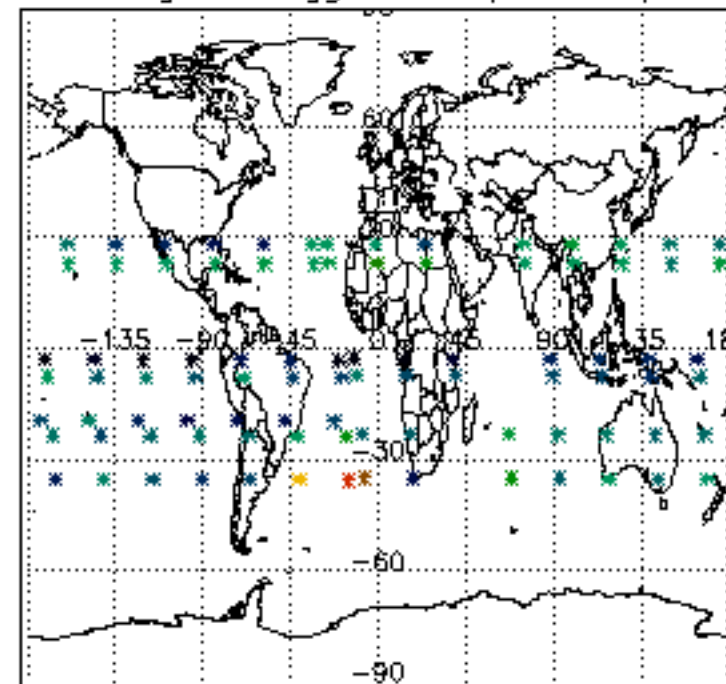
Percentage of flagged data per H2O profile

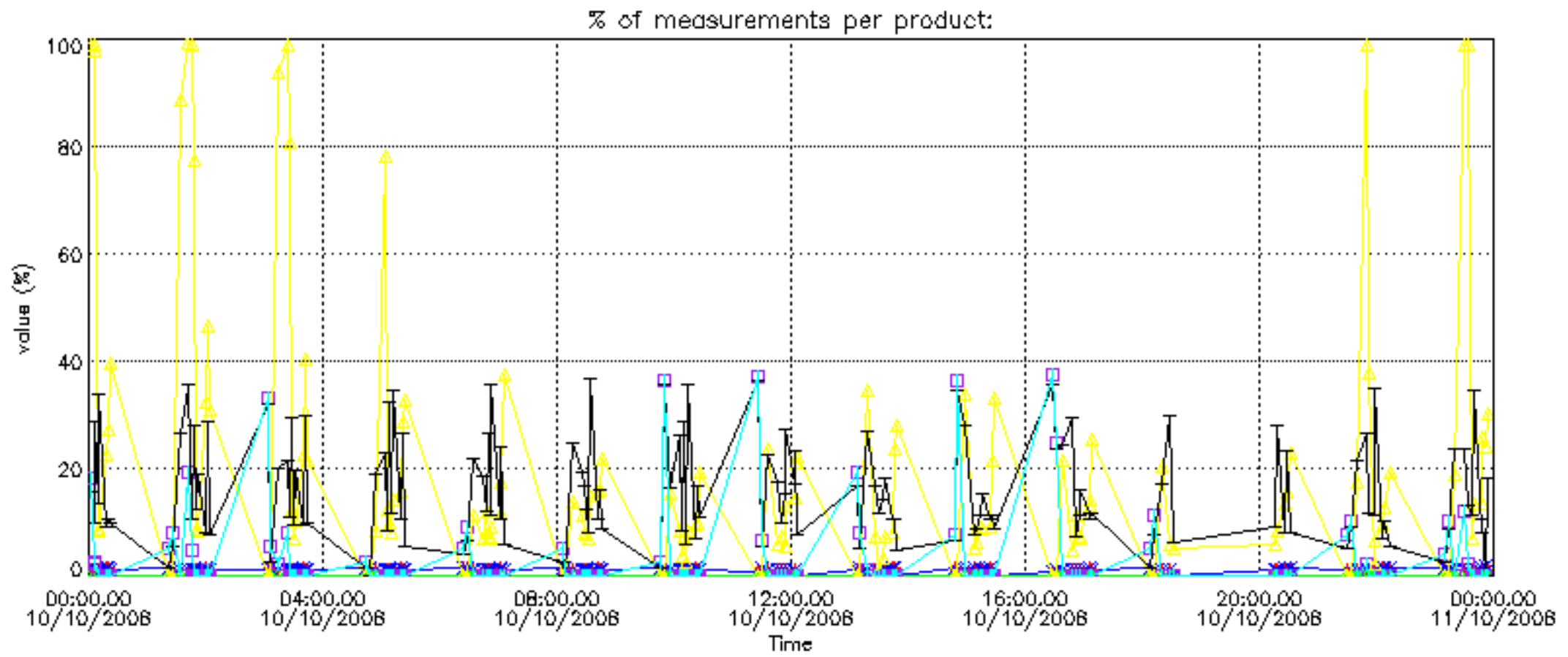


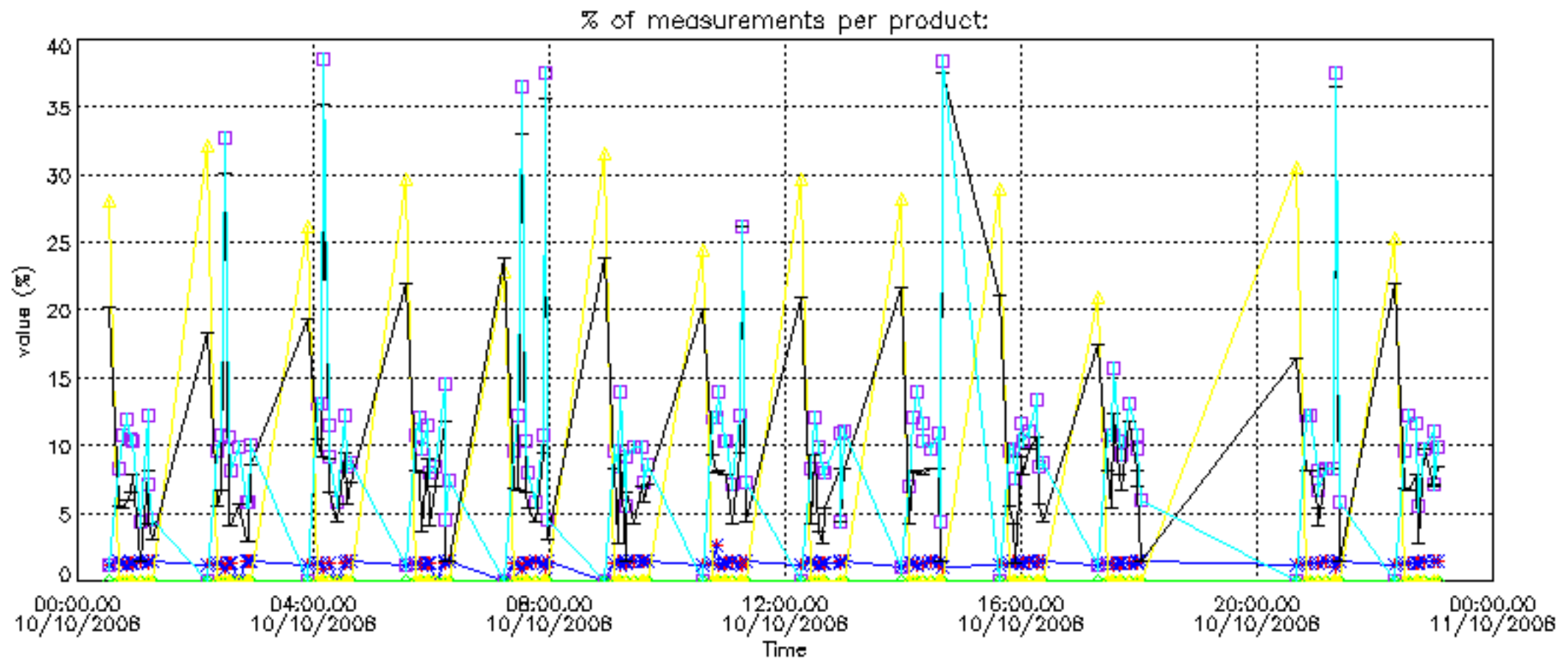
Percentage of flagged data per NO2 profile



Percentage of flagged data per NO3 profile

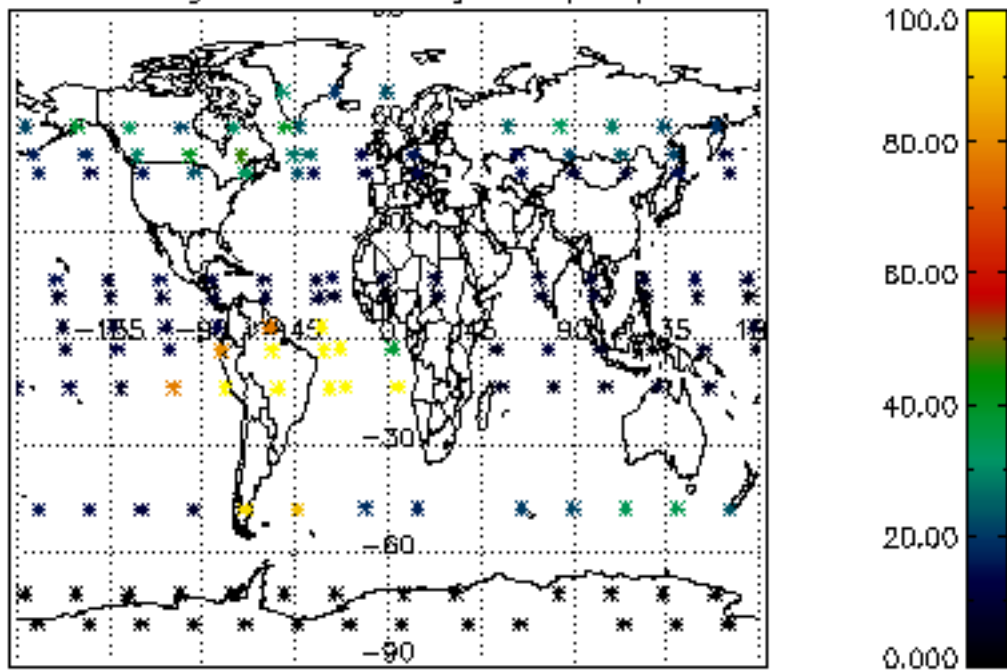




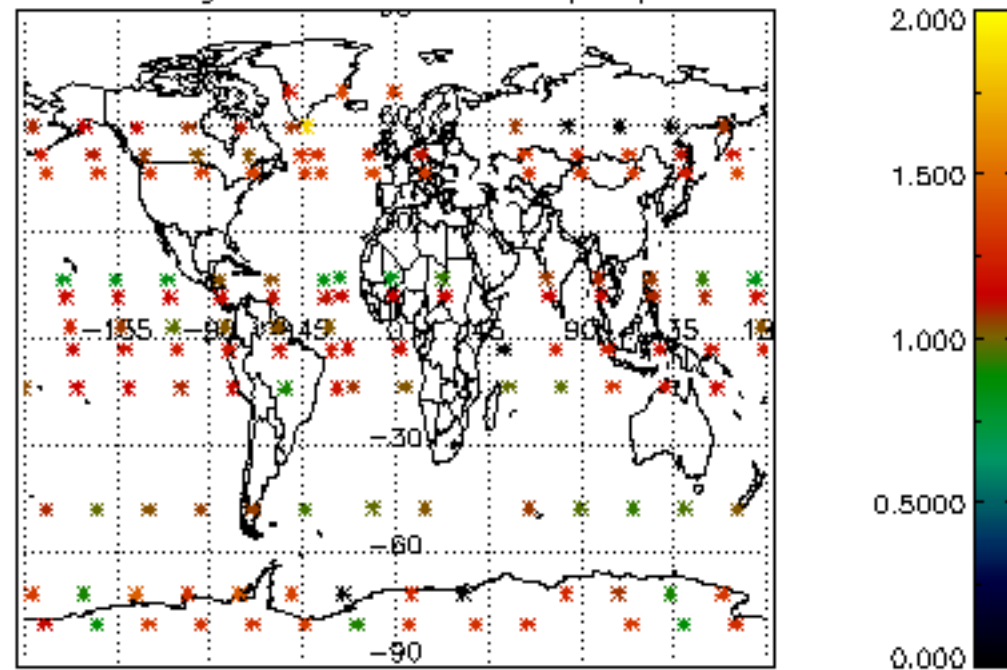




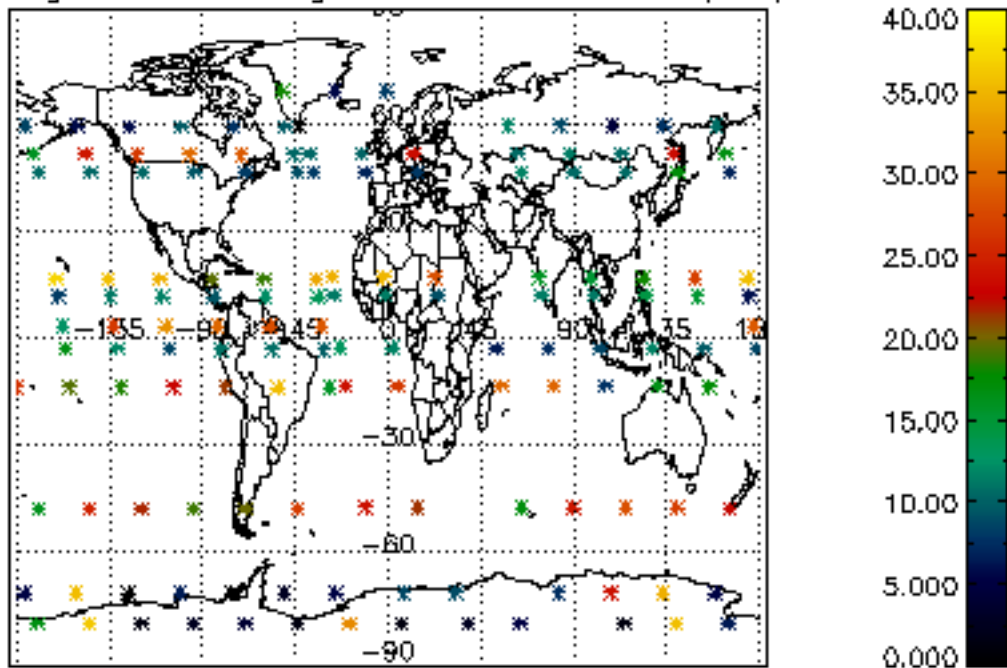
Percentage of cosmic ray hits per profile



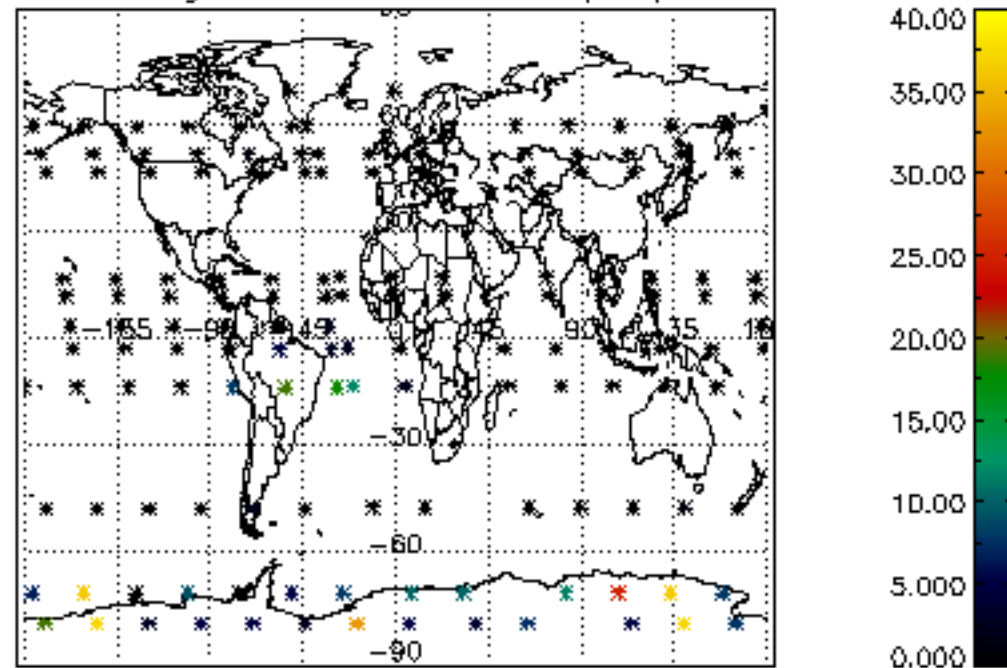
Percentage of datation errors per profile



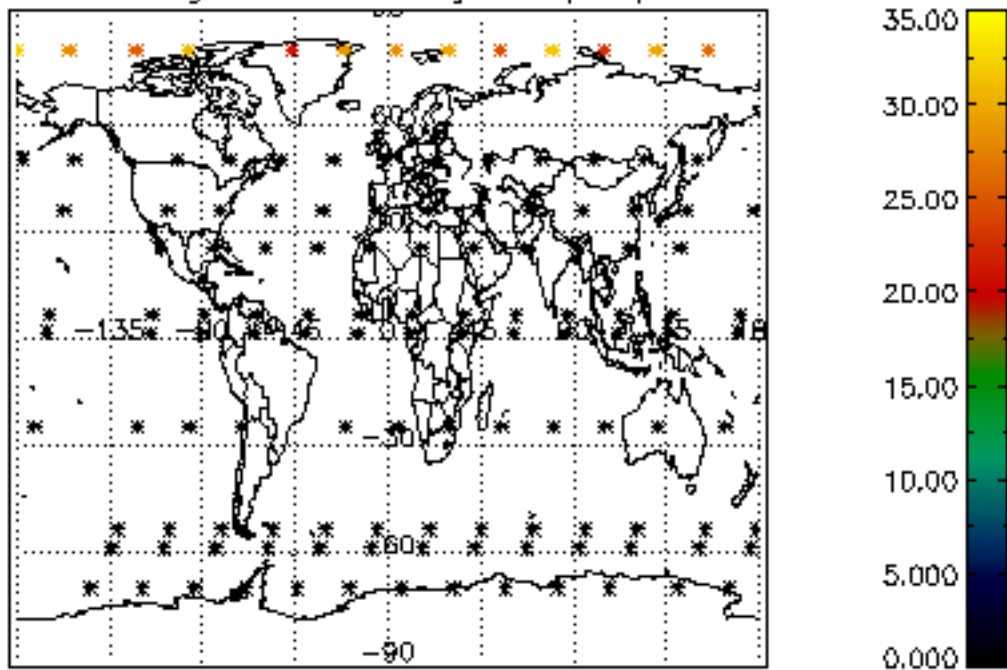
Percentage of star falling outside central band per profile



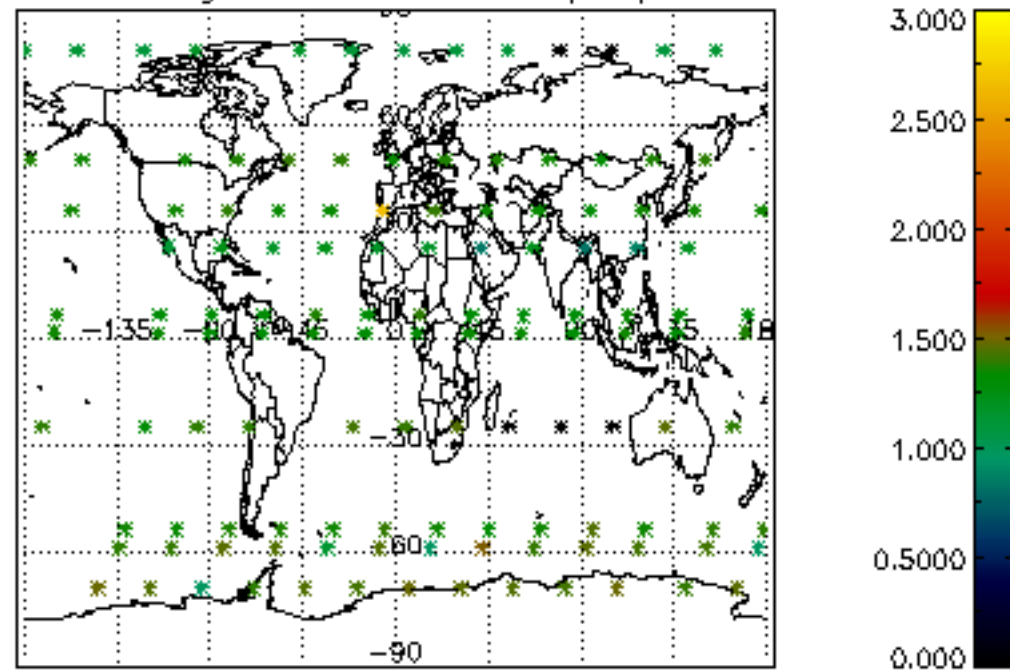
Percentage of saturation errors per profile



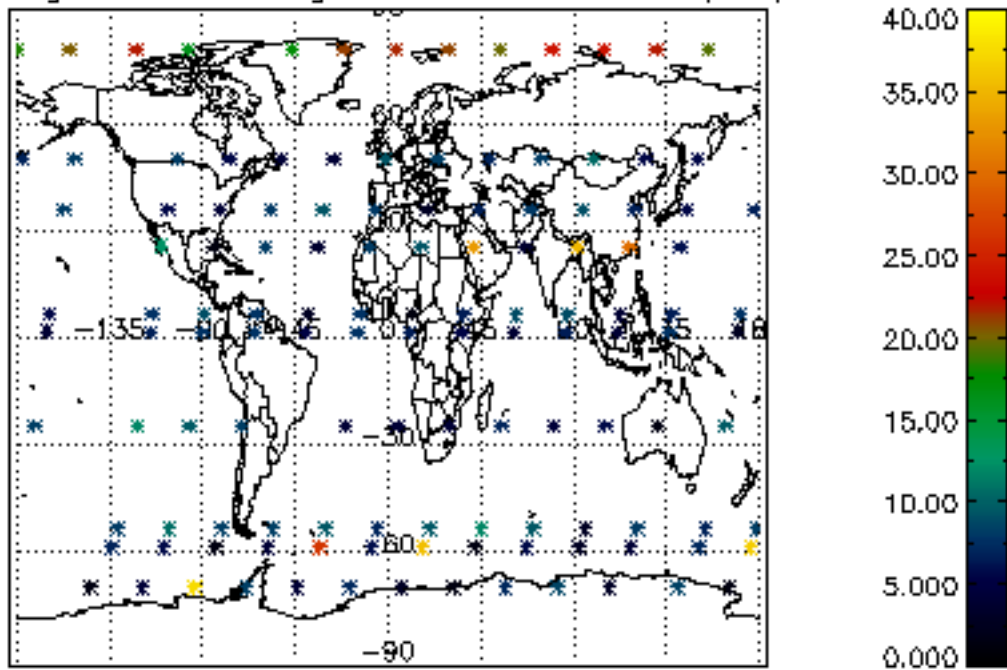
Percentage of cosmic ray hits per profile



Percentage of datation errors per profile



Percentage of star falling outside central band per profile



Percentage of saturation errors per profile

