

GOMOS Level 2 Daily Report

SUMMARY

[1. General Info](#)

[2. Summary of processed GOM_NL_2P products](#)

[3. Level 2 Quality information per product](#)

[3.1 Plot of level 2 quality information per product \(time dependant\)](#)

[3.2 Plot of level 2 quality information per product \(world map\)](#)

[4. Level 1 Quality information per product \(stored on level 2 products\)](#)

[4.1 Plot of level 1 quality information per product \(time dependant\)](#)

[4.1.1 Plot of level 1 quality information per product \(time dependant\): ASCENDING](#)

[4.1.2 Plot of level 1 quality information per product \(time dependant\): DESCENDING](#)

[4.2 Plot of level 1 quality information per product \(world map\)](#)

[4.2.1 Plot of level 1 quality information per product \(world map\): ASCENDING](#)

[4.2.2 Plot of level 1 quality information per product \(world map\): DESCENDING](#)

[5. Ozone profiles based on quality statistics and other trace gas profiles](#)

[5.1 Ozone statistics based on quality of products](#)

[5.2 Plot ozone profiles for all STD \(dark without errors\)](#)

[5.3 Plot ozone profiles where STD < 20% \(dark without errors\)](#)

[5.4. Plot ozone profiles where STD < 10% \(dark without errors\)](#)

[5.5. Plot ozone profiles where STD < 5% \(dark without errors\)](#)

[5.6 Plot NO2 profiles for all STD \(dark without errors\)](#)

[5.7 Plot NO3 profiles for all STD \(dark without errors\)](#)

[5.8 Plot H2O profiles \(only for occultations of stars 1,2,3,4,13,14,16,26,63 dark without errors\) for all STD](#)

[6. Auxiliary Data Files used for the production reported in section 2](#)

This report presents the daily analysis on parameters extracted from GOMOS level 2 data (GOM_NL__2P). It is intended to monitor some important parameters that will impact the quality of these products. A list of level 2 products (and content) that have arrived during the reporting day to the PCF is also given.

Item	Value
Time of report generation	25APR2013 20:47:04
Data source version	GOMOS/6.01
Start time of products	09-10-2008 (09OCT2008 00:00:00)
Stop time of products	10-10-2008 (10OCT2008 00:00:00)
Store outputs in DB	Yes
Nb of level 2 prods	300
Nb of prods with errors	0

2. Summary of processed GOM_NL__2P products.

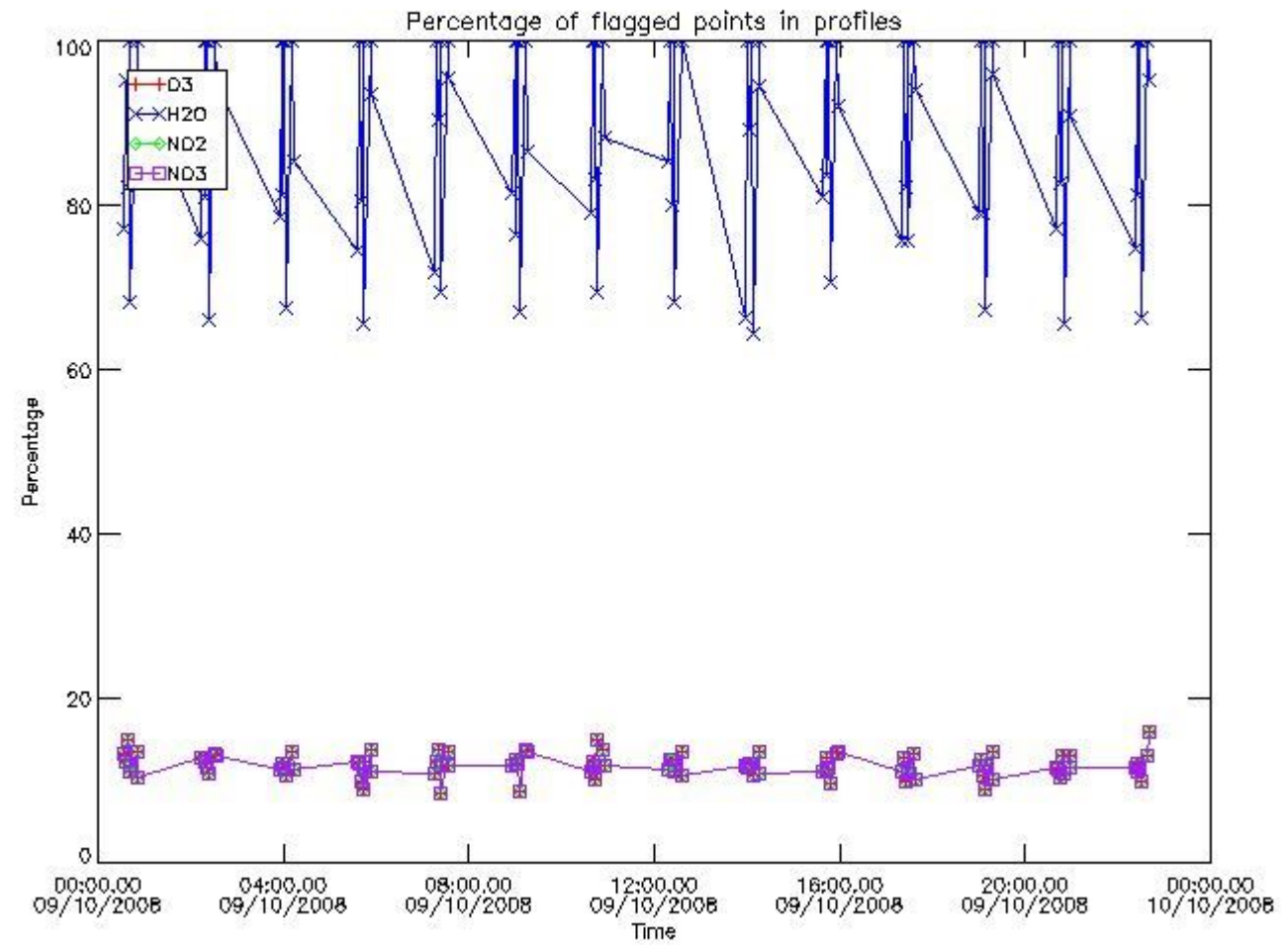
Nr	Filename	UTC Start time	Limb	Duration	Star Id	Star Name	Star Mag	Star Temp	Nb Meas	Orbit	Prod. error
1	GOM_NL__2PRFIN20081009_000215_000000362072_00431_34553_2767.N1	09-OCT-2008 00:02:15	Bright	36.000	36	50Alp UMa	1.8000	6300.0	72	34553	No
2	GOM_NL__2PRFIN20081009_000347_000000362072_00431_34553_2768.N1	09-OCT-2008 00:03:47	Bright	36.000	82	48Bet UMa	2.3650	10600.	72	34553	No
3	GOM_NL__2PRFIN20081009_000705_000000332072_00431_34553_2769.N1	09-OCT-2008 00:07:05	Bright	32.500	174	52Psi UMa	3.0040	4400.0	65	34553	No
4	GOM_NL__2PRFIN20081009_001351_000000392072_00431_34553_2770.N1	09-OCT-2008 00:13:51	Bright	38.500	166	17Eps Leo	2.9800	6000.0	77	34553	No
5	GOM_NL__2PRFIN20081009_001700_000000382072_00431_34553_2771.N1	09-OCT-2008 00:17:00	Bright	38.000	22	32Alp Leo	1.3600	15200.	76	34553	No
6	GOM_NL__2PRFIN20081009_002355_000000472072_00431_34553_2772.N1	09-OCT-2008 00:23:55	Twilight	46.500	48	30Alp Hya	1.9770	4100.0	93	34553	No
7	GOM_NL__2PRFIN20081009_003333_000000422072_00431_34553_2773.N1	09-OCT-2008 00:33:33	Dark	42.000	65	Lam Vel	2.2040	4400.0	84	34553	No
8	GOM_NL__2PRFIN20081009_003629_000000422072_00431_34553_2774.N1	09-OCT-2008 00:36:29	Dark	41.500	34	Gam2Vel	1.7930	23000.	83	34553	No
9	GOM_NL__2PRFIN20081009_003821_000000512072_00432_34554_2765.N1	09-OCT-2008 00:38:21	Dark	51.000	41	Eps Car	1.8600	4100.0	102	34554	No
10	GOM_NL__2PRFIN20081009_004034_000000442072_00432_34554_2766.N1	09-OCT-2008 00:40:34	Dark	43.500	161	Tau Pup	2.9310	4500.0	87	34554	No
11	GOM_NL__2PRFIN20081009_004158_000000462072_00432_34554_2767.N1	09-OCT-2008 00:41:58	Dark	46.000	2	Alp Car	-0.73600	7000.0	92	34554	No
12	GOM_NL__2PRFIN20081009_005029_000000382072_00432_34554_2768.N1	09-OCT-2008 00:50:29	Dark	37.500	143	Alp Hyi	2.8570	7200.0	75	34554	No
13	GOM_NL__2PRFIN20081009_005157_000000502072_00432_34554_2769.N1	09-OCT-2008 00:51:57	Dark	49.500	9	Alp Eri	0.45300	24000.	99	34554	No
14	GOM_NL__2PRFIN20081009_005408_000000472072_00432_34554_2770.N1	09-OCT-2008 00:54:08	Straylight	46.500	157	The1Eri	2.9060	9300.0	93	34554	No
15	GOM_NL__2PRFIN20081009_010349_000000432072_00432_34554_2771.N1	09-OCT-2008 01:03:49	Straylight	42.500	52	16Bet Cet	2.0370	4500.0	85	34554	No
16	GOM_NL__2PRFIN20081009_011343_000000382072_00432_34554_2772.N1	09-OCT-2008 01:13:43	Bright	38.000	140	88Gam Peg	2.8340	26000.	76	34554	No
17	GOM_NL__2PRFIN20081009_011745_000000392072_00432_34554_2773.N1	09-OCT-2008 01:17:45	Bright	38.500	58	21Alp And	2.0730	11000.	77	34554	No
18	GOM_NL__2PRFIN20081009_012046_000000452072_00432_34554_2774.N1	09-OCT-2008 01:20:46	Bright	44.500	53	43Bet And	2.0480	3300.0	89	34554	No
19	GOM_NL__2PRFIN20081009_012602_000000392072_00432_34554_2775.N1	09-OCT-2008 01:26:02	Bright	38.500	68	18Alp Cas	2.2250	4500.0	77	34554	No
20	GOM_NL__2PRFIN20081009_012726_000000392072_00432_34554_2776.N1	09-OCT-2008 01:27:26	Bright	38.500	76	27Gam Cas	2.3000	30000.	77	34554	No
21	GOM_NL__2PRFIN20081009_013442_000000362072_00432_34554_2777.N1	09-OCT-2008 01:34:42	Bright	36.000	49	1Alp UMi	1.9900	6300.0	72	34554	No
22	GOM_NL__2PRFIN20081009_014250_000000382072_00432_34554_2778.N1	09-OCT-2008 01:42:50	Bright	38.000	36	50Alp UMa	1.8000	6300.0	76	34554	No
23	GOM_NL__2PRFIN20081009_014423_000000362072_00432_34554_2779.N1	09-OCT-2008 01:44:23	Bright	36.000	82	48Bet UMa	2.3650	10600.	72	34554	No
24	GOM_NL__2PRFIN20081009_014741_000000352072_00432_34554_2780.N1	09-OCT-2008 01:47:41	Bright	34.500	174	52Psi UMa	3.0040	4400.0	69	34554	No
25	GOM_NL__2PRFIN20081009_015427_000000392072_00432_34554_2781.N1	09-OCT-2008 01:54:27	Bright	38.500	166	17Eps Leo	2.9800	6000.0	77	34554	No
26	GOM_NL__2PRFIN20081009_015736_000000372072_00432_34554_2782.N1	09-OCT-2008 01:57:36	Bright	36.500	22	32Alp Leo	1.3600	15200.	73	34554	No
27	GOM_NL__2PRFIN20081009_020431_000000502072_00432_34554_2783.N1	09-OCT-2008 02:04:31	Twilight	49.500	48	30Alp Hya	1.9770	4100.0	99	34554	No
28	GOM_NL__2PRFIN20081009_021409_000000442072_00432_34554_2784.N1	09-OCT-2008 02:14:09	Dark	44.000	65	Lam Vel	2.2040	4400.0	88	34554	No
29	GOM_NL__2PRFIN20081009_021705_000000422072_00432_34554_2785.N1	09-OCT-2008 02:17:05	Dark	41.500	34	Gam2Vel	1.7930	23000.	83	34554	No
30	GOM_NL__2PRFIN20081009_021857_000000402072_00433_34555_2790.N1	09-OCT-2008 02:18:57	Dark	40.000	41	Eps Car	1.8600	4100.0	80	34555	No
31	GOM_NL__2PRFIN20081009_022111_000000442072_00433_34555_2791.N1	09-OCT-2008 02:21:11	Dark	44.000	161	Tau Pup	2.9310	4500.0	88	34555	No
32	GOM_NL__2PRFIN20081009_022234_000000482072_00433_34555_2792.N1	09-OCT-2008 02:22:34	Dark	47.500	2	Alp Car	-0.73600	7000.0	95	34555	No
33	GOM_NL__2PRFIN20081009_023106_000000392072_00433_34555_2793.N1	09-OCT-2008 02:31:06	Dark	38.500	143	Alp Hyi	2.8570	7200.0	77	34555	No
34	GOM_NL__2PRFIN20081009_023233_000000392072_00433_34555_2794.N1	09-OCT-2008 02:32:33	Dark	39.000	9	Alp Eri	0.45300	24000.	78	34555	No
35	GOM_NL__2PRFIN20081009_023445_000000472072_00433_34555_2795.N1	09-OCT-2008 02:34:45	Straylight	47.000	157	The1Eri	2.9060	9300.0	94	34555	No
36	GOM_NL__2PRFIN20081009_024425_000000442072_00433_34555_2796.N1	09-OCT-2008 02:44:25	Straylight	43.500	52	16Bet Cet	2.0370	4500.0	87	34555	No
37	GOM_NL__2PRFIN20081009_025419_000000392072_00433_34555_2797.N1	09-OCT-2008 02:54:19	Bright	38.500	140	88Gam Peg	2.8340	26000.	77	34555	No
38	GOM_NL__2PRFIN20081009_025821_000000382072_00433_34555_2798.N1	09-OCT-2008 02:58:21	Bright	38.000	58	21Alp And	2.0730	11000.	76	34555	No
39	GOM_NL__2PRFIN20081009_030122_000000462072_00433_34555_2799.N1	09-OCT-2008 03:01:22	Bright	45.500	53	43Bet And	2.0480	3300.0	91	34555	No
40	GOM_NL__2PRFIN20081009_030637_000000372072_00433_34555_2800.N1	09-OCT-2008 03:06:37	Bright	37.000	68	18Alp Cas	2.2250	4500.0	74	34555	No
41	GOM_NL__2PRFIN20081009_030802_000000362072_00433_34555_2801.N1	09-OCT-2008 03:08:02	Bright	35.500	76	27Gam Cas	2.3000	30000.	71	34555	No
42	GOM_NL__2PRFIN20081009_031518_000000352072_00433_34555_2802.N1	09-OCT-2008 03:15:18	Bright	34.500	49	1Alp UMi	1.9900	6300.0	69	34555	No

279	GOM_NL__2PRFIN20081009_221149_000000502072_00444_34566_2970.N1	09-OCT-2008 22:11:49	Twilight	50.000	48	30Alp Hya	1.9770	4100.0	100	34566	No
280	GOM_NL__2PRFIN20081009_222127_000000442072_00444_34566_2971.N1	09-OCT-2008 22:21:27	Dark	44.000	65	Lam Vel	2.2040	4400.0	88	34566	No
281	GOM_NL__2PRFIN20081009_222425_000000422072_00444_34566_2972.N1	09-OCT-2008 22:24:25	Dark	42.000	34	Gam2Vel	1.7930	23000.	84	34566	No
282	GOM_NL__2PRFIN20081009_222614_000000512072_00445_34567_2965.N1	09-OCT-2008 22:26:14	Dark	51.000	41	Eps Car	1.8600	4100.0	102	34567	No
283	GOM_NL__2PRFIN20081009_222832_000000442072_00445_34567_2966.N1	09-OCT-2008 22:28:32	Dark	44.000	161	Tau Pup	2.9310	4500.0	88	34567	No
284	GOM_NL__2PRFIN20081009_222955_000000512072_00445_34567_2967.N1	09-OCT-2008 22:29:55	Dark	51.000	2	Alp Car	-0.73600	7000.0	102	34567	No
285	GOM_NL__2PRFIN20081009_223821_000000392072_00445_34567_2968.N1	09-OCT-2008 22:38:21	Dark	39.000	143	Alp Hyi	2.8570	7200.0	78	34567	No
286	GOM_NL__2PRFIN20081009_223948_000000422072_00445_34567_2969.N1	09-OCT-2008 22:39:48	Dark	41.500	9	Alp Eri	0.45300	24000.	83	34567	No
287	GOM_NL__2PRFIN20081009_224203_000000472072_00445_34567_2970.N1	09-OCT-2008 22:42:03	Straylight	46.500	157	The1Eri	2.9060	9300.0	93	34567	No
288	GOM_NL__2PRFIN20081009_225138_000000452072_00445_34567_2971.N1	09-OCT-2008 22:51:38	Straylight	44.500	52	16Bet Cet	2.0370	4500.0	89	34567	No
289	GOM_NL__2PRFIN20081009_230130_000000372072_00445_34567_2972.N1	09-OCT-2008 23:01:30	Bright	37.000	140	88Gam Peg	2.8340	26000.	74	34567	No
290	GOM_NL__2PRFIN20081009_230531_000000382072_00445_34567_2973.N1	09-OCT-2008 23:05:31	Bright	38.000	58	21Alp And	2.0730	11000.	76	34567	No
291	GOM_NL__2PRFIN20081009_230827_000000422072_00445_34567_2974.N1	09-OCT-2008 23:08:27	Bright	42.000	53	43Bet And	2.0480	3300.0	84	34567	No
292	GOM_NL__2PRFIN20081009_231346_000000372072_00445_34567_2975.N1	09-OCT-2008 23:13:46	Bright	36.500	68	18Alp Cas	2.2250	4500.0	73	34567	No
293	GOM_NL__2PRFIN20081009_231510_000000392072_00445_34567_2976.N1	09-OCT-2008 23:15:10	Bright	38.500	76	27Gam Cas	2.3000	30000.	77	34567	No
294	GOM_NL__2PRFIN20081009_232229_000000362072_00445_34567_2977.N1	09-OCT-2008 23:22:29	Bright	36.000	49	1Alp UMi	1.9900	6300.0	72	34567	No
295	GOM_NL__2PRFIN20081009_233038_000000372072_00445_34567_2978.N1	09-OCT-2008 23:30:38	Bright	37.000	36	50Alp UMa	1.8000	6300.0	74	34567	No
296	GOM_NL__2PRFIN20081009_233211_000000352072_00445_34567_2979.N1	09-OCT-2008 23:32:11	Bright	35.000	82	48Bet UMa	2.3650	10600.	70	34567	No
297	GOM_NL__2PRFIN20081009_233530_000000342072_00445_34567_2980.N1	09-OCT-2008 23:35:30	Bright	33.500	174	52Psi UMa	3.0040	4400.0	67	34567	No
298	GOM_NL__2PRFIN20081009_234217_000000392072_00445_34567_2981.N1	09-OCT-2008 23:42:17	Bright	39.000	166	17Eps Leo	2.9800	6000.0	78	34567	No
299	GOM_NL__2PRFIN20081009_234527_000000392072_00445_34567_2982.N1	09-OCT-2008 23:45:27	Bright	38.500	22	32Alp Leo	1.3600	15200.	77	34567	No
300	GOM_NL__2PRFIN20081009_235226_000000492072_00445_34567_2983.N1	09-OCT-2008 23:52:26	Twilight	49.000	48	30Alp Hya	1.9770	4100.0	98	34567	No

3. Quality information per product

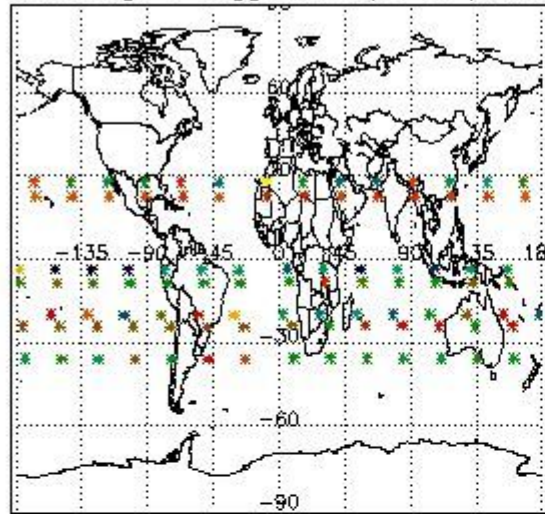
In this section it is plotted some information contained in the Quality Summary data set of the level 2 products. Only products in dark limb conditions and without errors (error flag in the MPH set to "0") are used.

3.1 Plot quality information per product (time dependant)

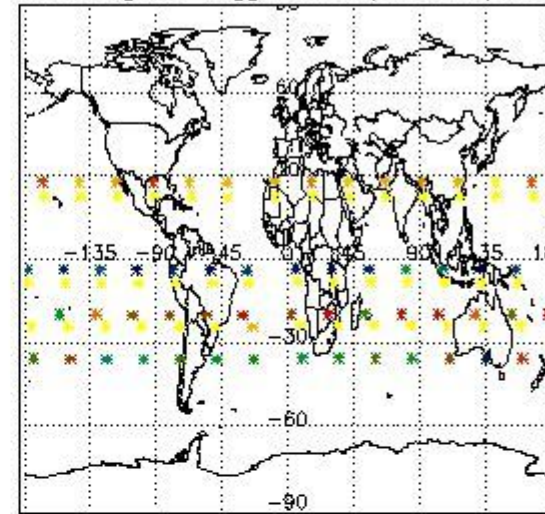


3.2 Plot quality information per product (world map)


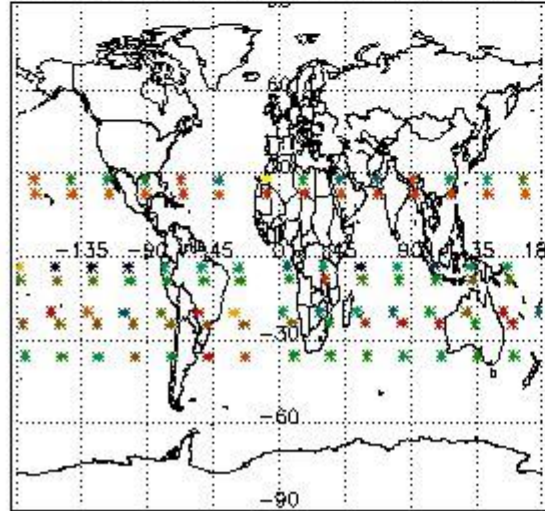
Percentage of flagged data per O3 profile



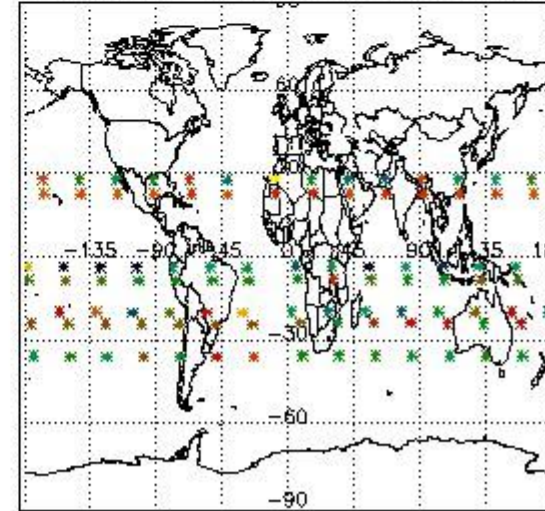
Percentage of flagged data per H2O profile



Percentage of flagged data per NO2 profile



Percentage of flagged data per NO3 profile

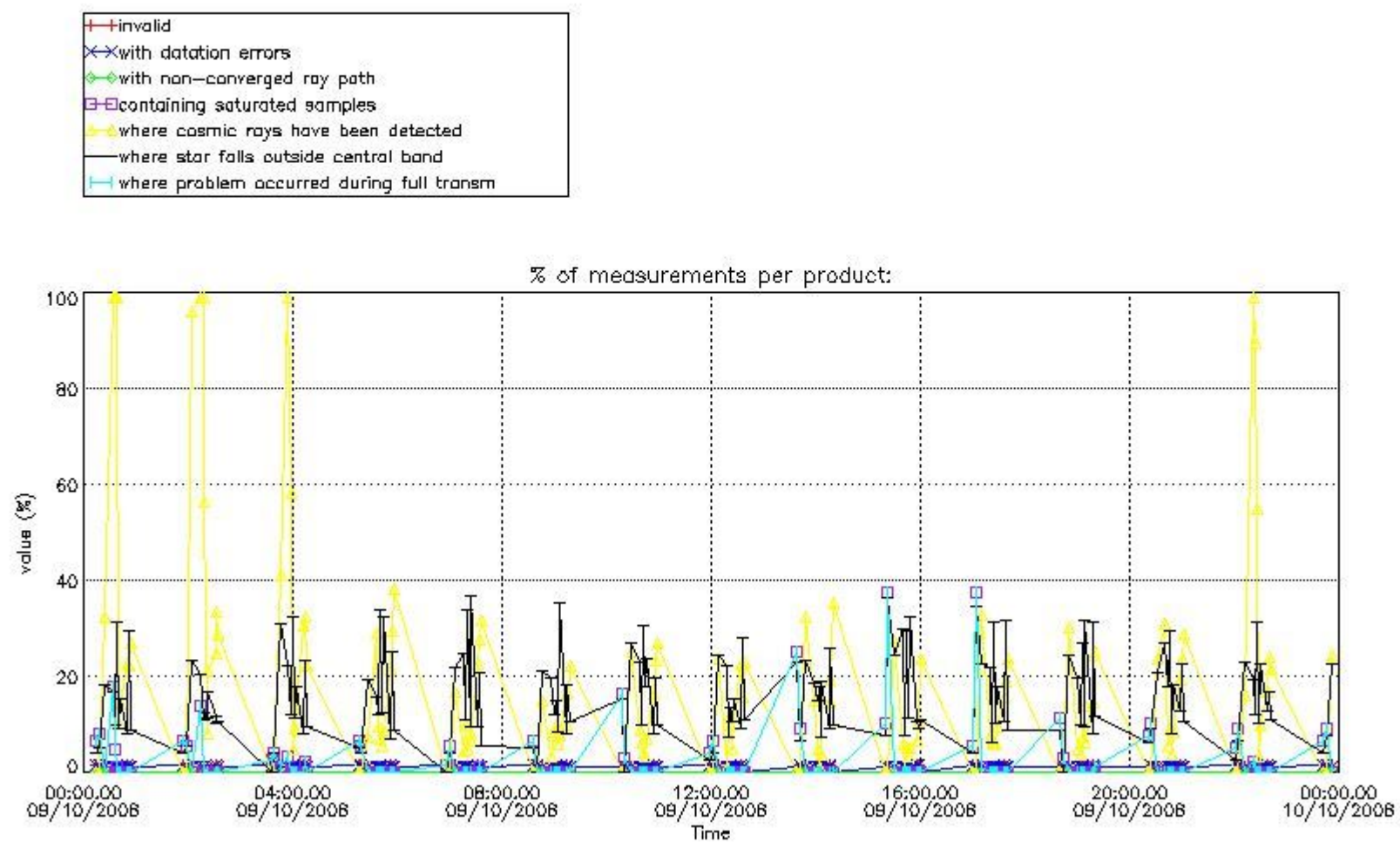


4. Level 1 quality information per product

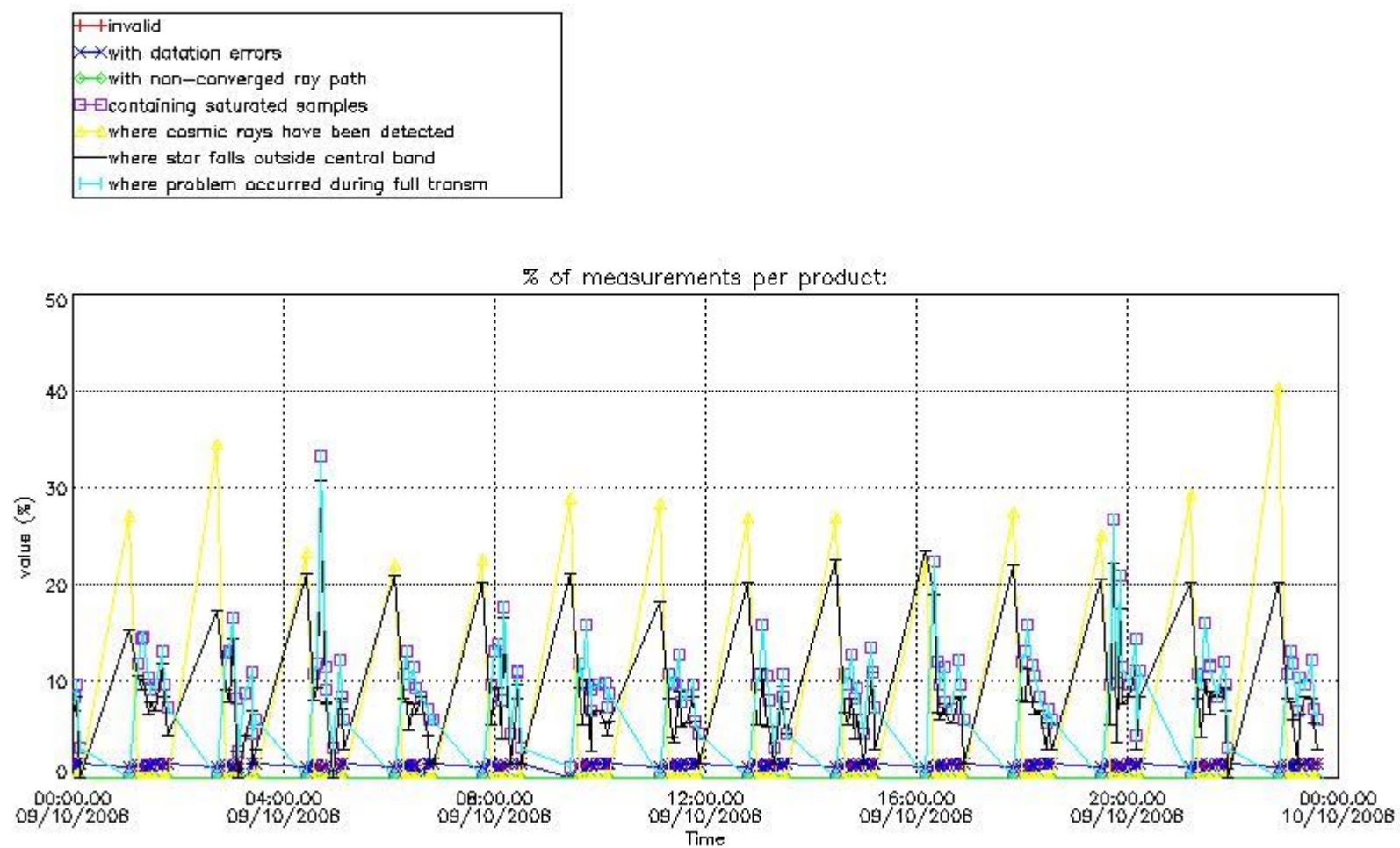
In this section it is plotted some information contained in the Quality Summary data set of the level 2 products that comes from the level 1b processing. Products without errors (error flag in the MPH set to "0") are used.

4.1 Plot quality information per product (time dependant) coming from level 1b processing

4.1.1 Plot level 1 quality information per product (time dependant): ENVISAT ASCENDING passes



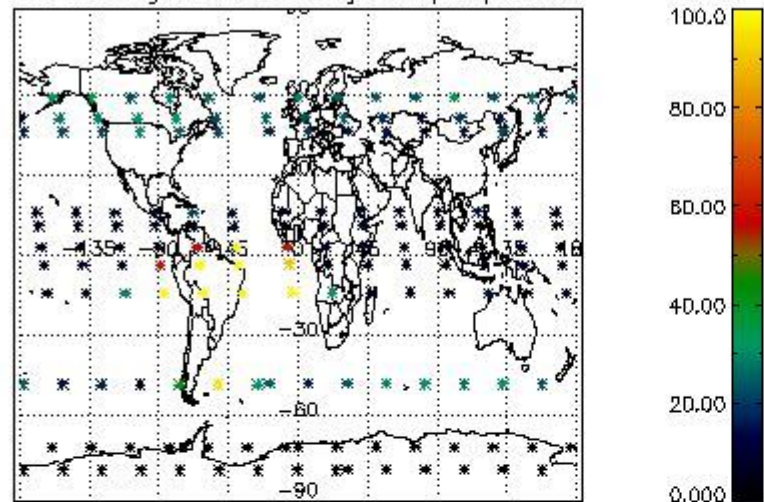
4.1.2 Plot level 1 quality information per product (time dependant): ENVI SAT DESCENDING passes



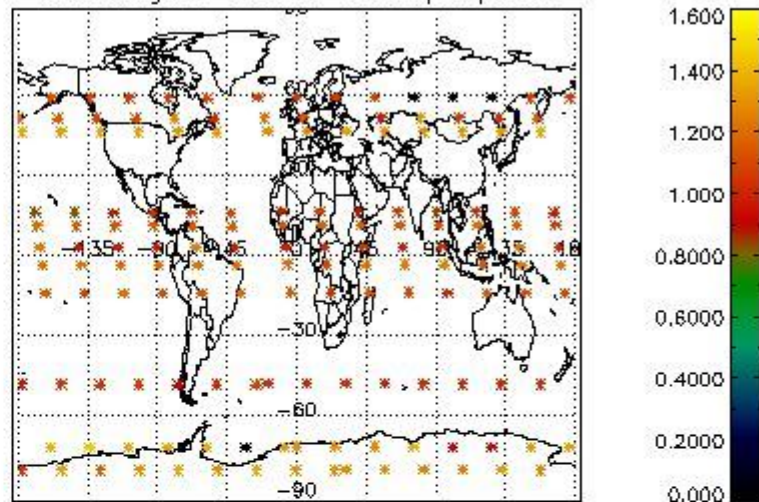
4.2 Plot quality information per product coming from level 1b processing (world map)

4.2.1 Plot level 1 quality information per product (world map): ENVISAT ASCENDING passes

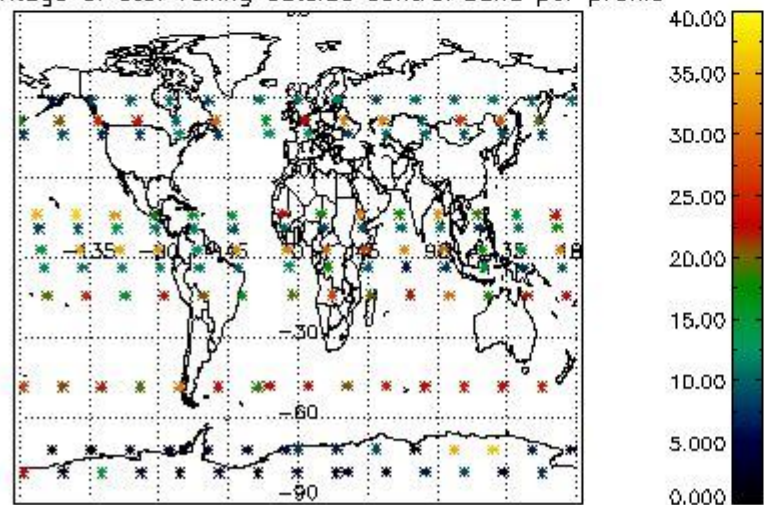
Percentage of cosmic ray hits per profile



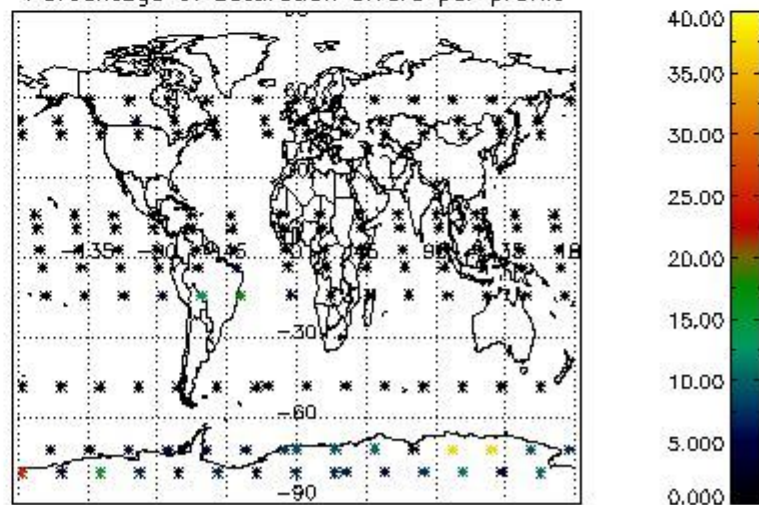
Percentage of datation errors per profile



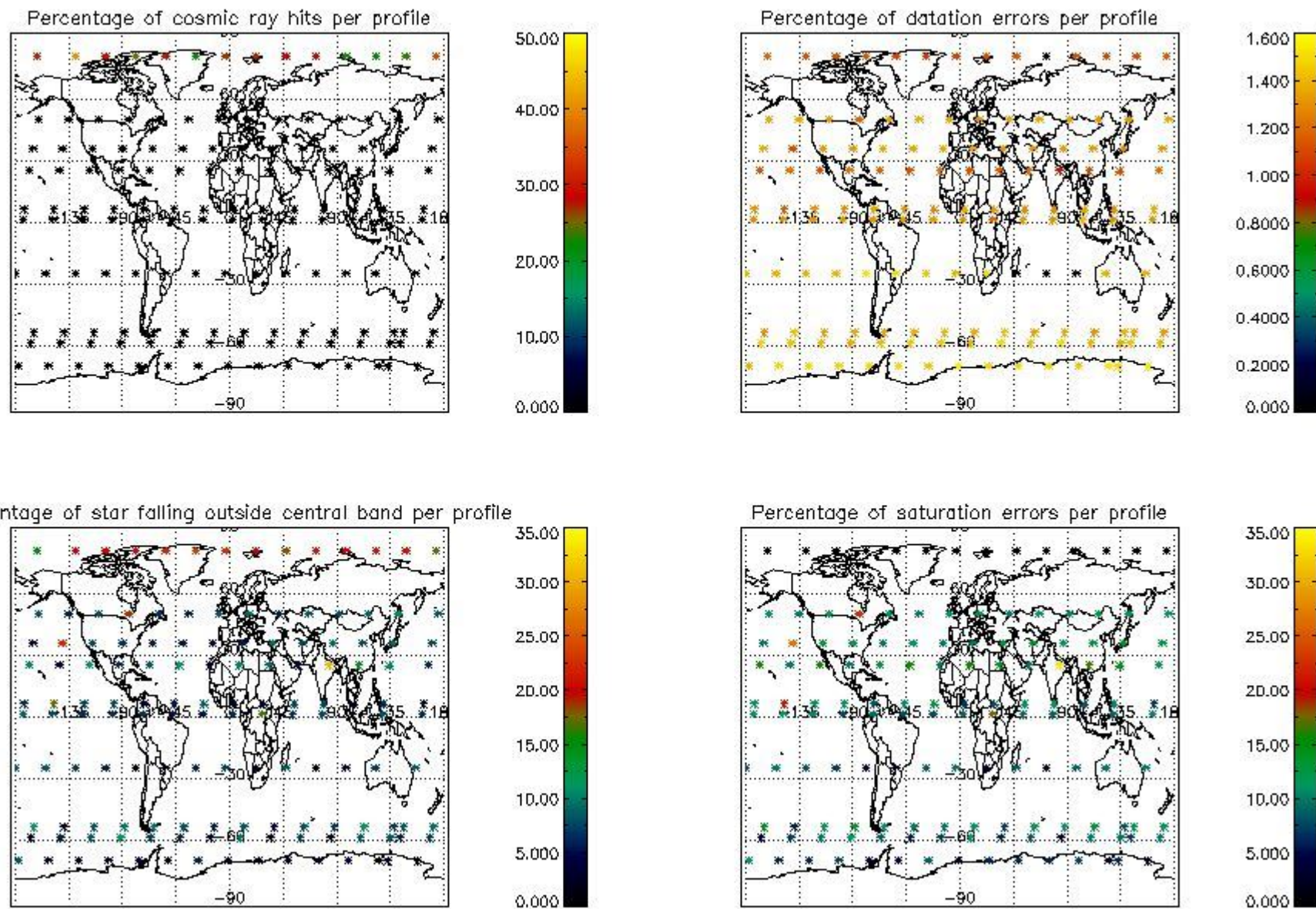
Percentage of star falling outside central band per profile



Percentage of saturation errors per profile



4.2.2 Plot level 1 quality information per product (world map): ENVISAT DESCENDING passes



5. Trace gas profiles

5.1 Ozone statistics based on quality of products

The final quality of the products can be "measured" using the STD (Standard Deviation) attached to every point profile. This information is written to the parameter GOM_NL__2P/NL_LOCAL_SPECIES_DENSITY/o3_std of the level 2 products. The table below shows the statistics for given STD ranges.

The statistics are given with respect to the overall valid production:

- Products without fatal errors: GOM_NL__2P/MPH/PRODUCT_ERR=0
- Valid point profile: GOM_NL__2P/NL_LOCAL_SPECIES_DENSITY/pcd(0)=0

The 'Criteria' is applied to valid points of dark limb products:

- Products in dark limb illumination condition: GOM_NL__2P/NL_SUMMARY_QUALITY/obs_ill_cond=0
- Products without fatal errors: GOM_NL__2P/MPH/PRODUCT_ERR=0
- Valid point profile: GOM_NL__2P/NL_LOCAL_SPECIES_DENSITY/pcd(0)=0

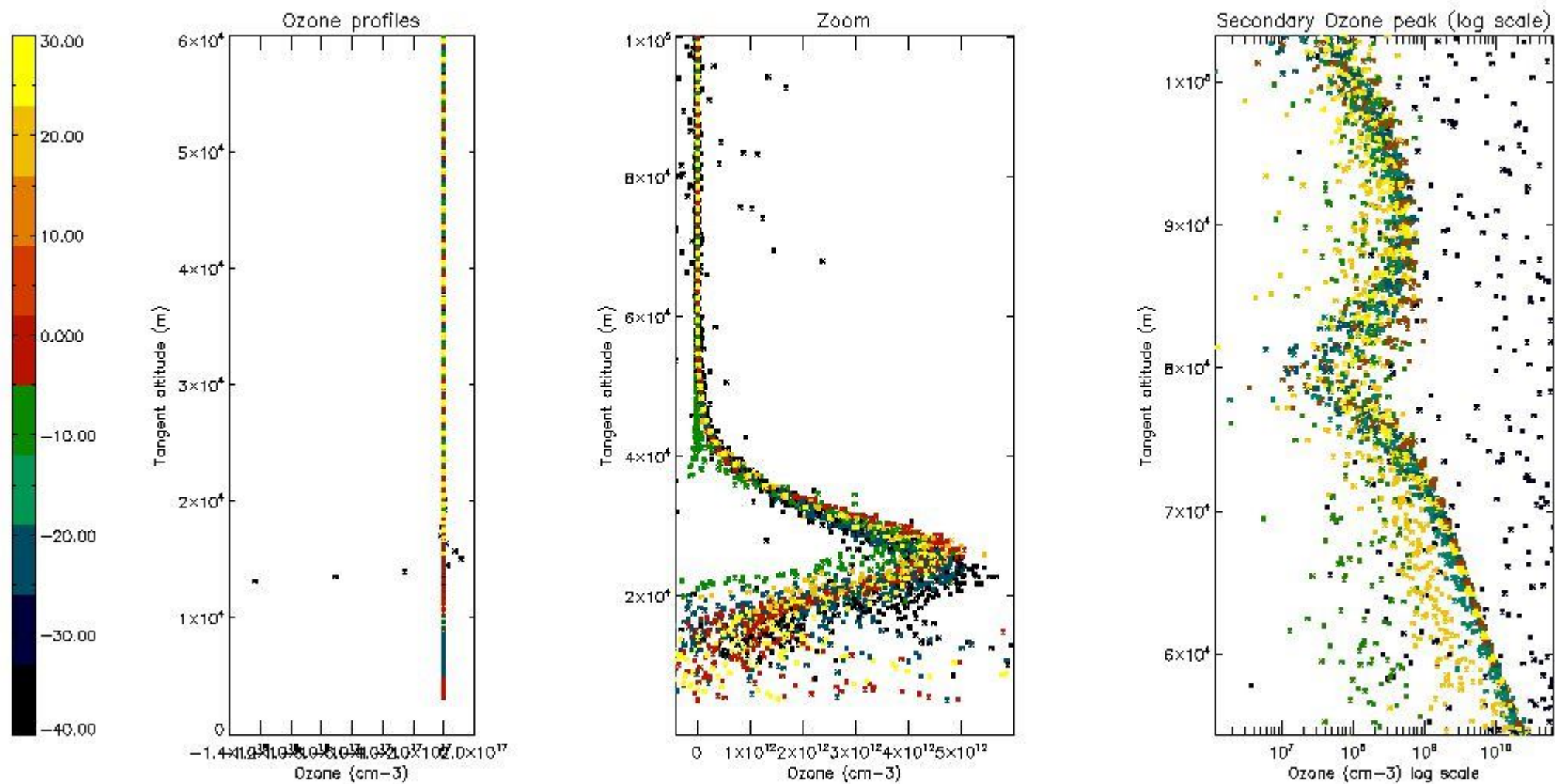
So, the table below shows the percentage of dark limb and valid observations for each criteria with respect to the overall valid daily observations.

Criteria	% of total production
All STD	36
STD < 20	18

STD < 10	14
STD < 5	9

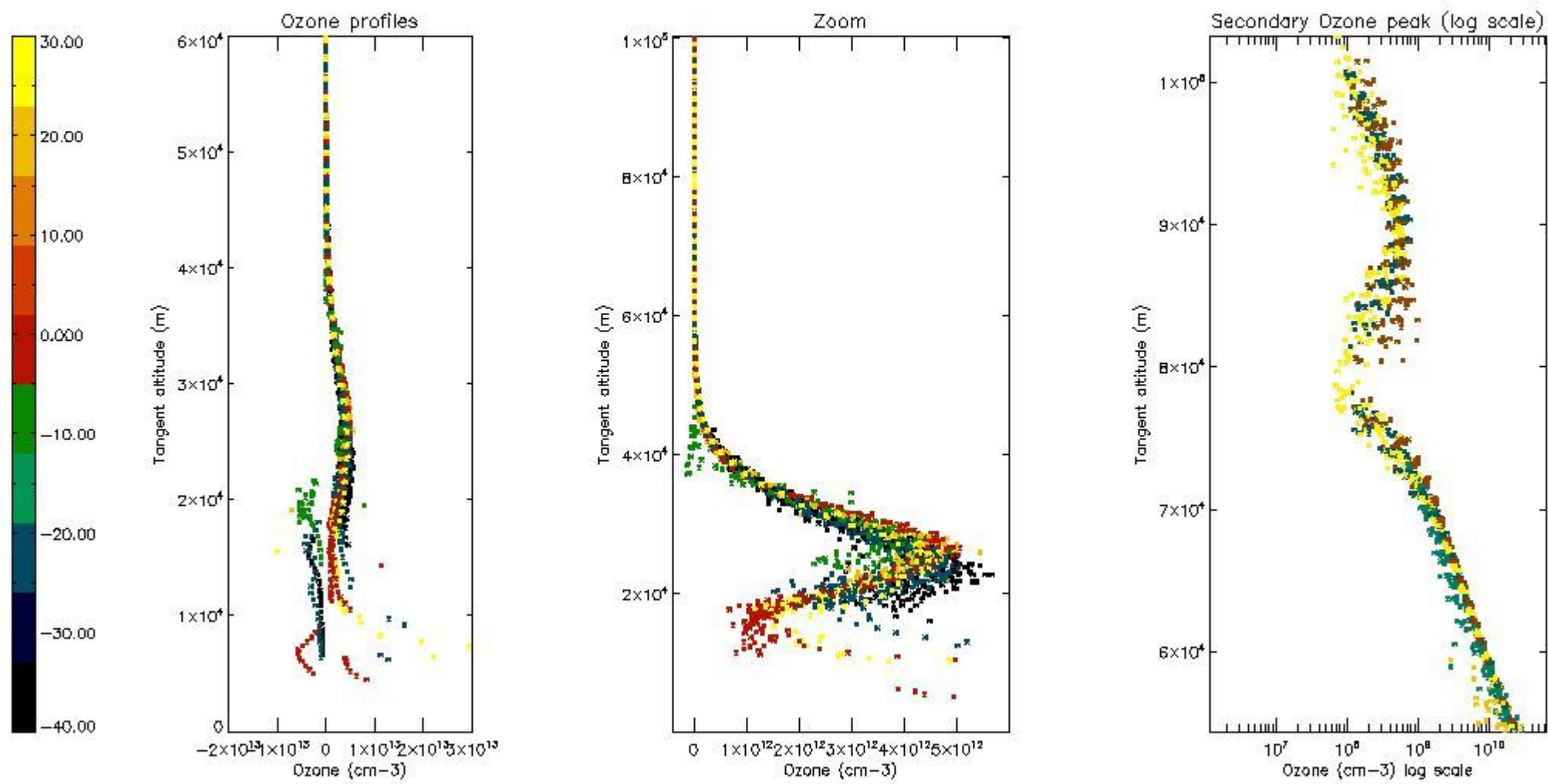
5.2 Plot ozone profiles for all STD (dark without errors)

The colorbar represents the latitude.



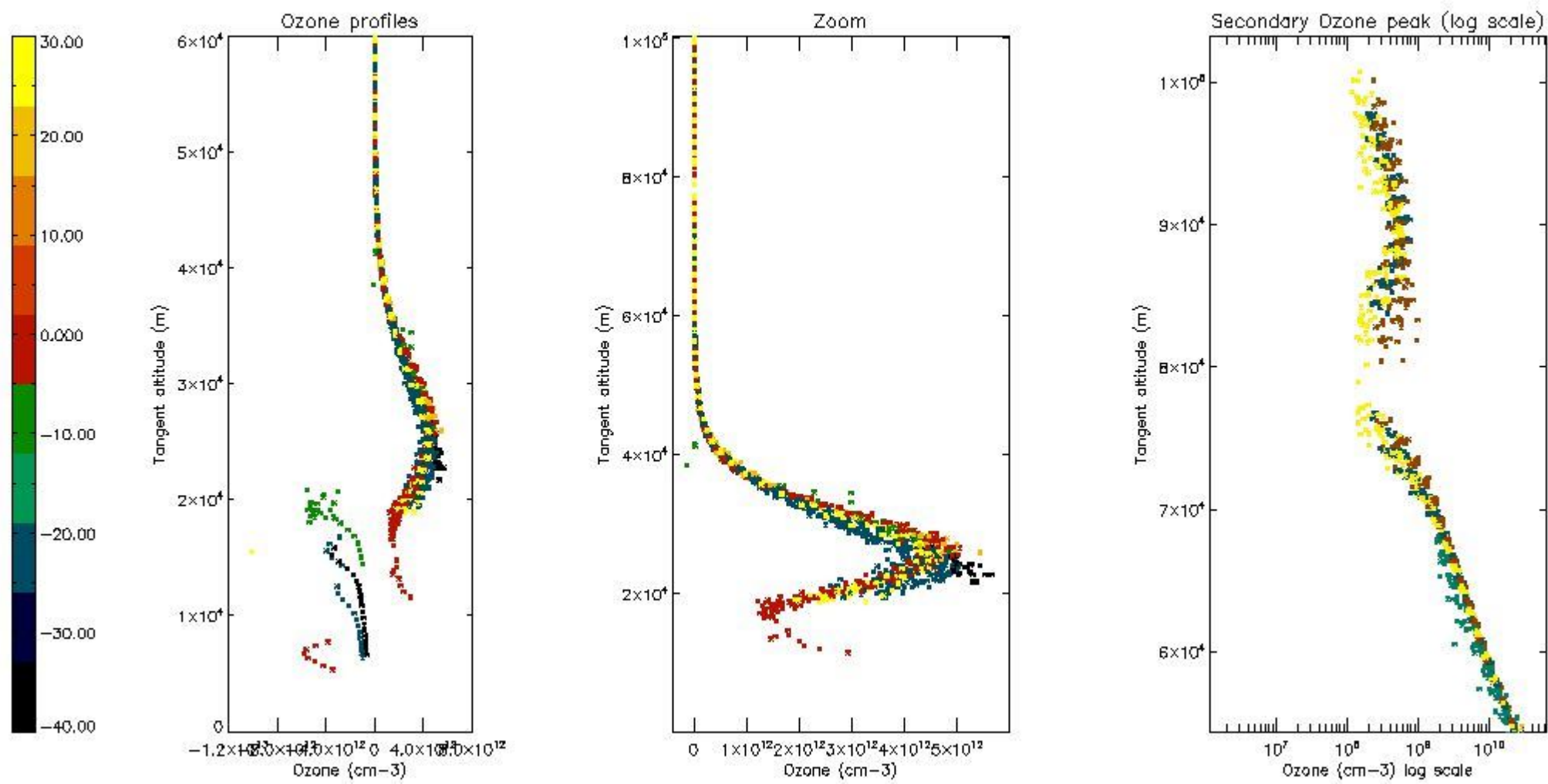
5.3 Plot ozone profiles where STD < 20% (dark without errors)

The colorbar represents the latitude.



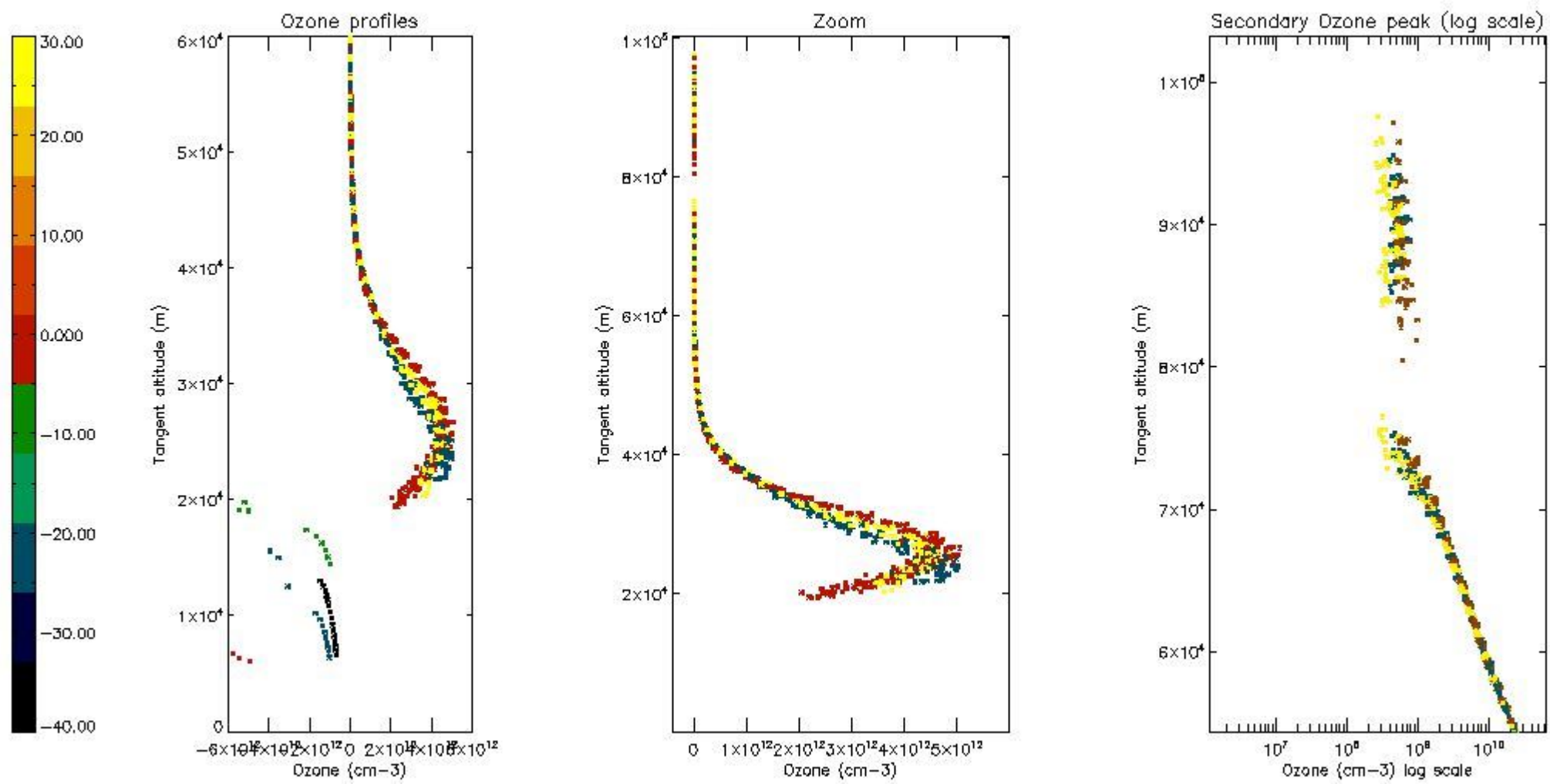
5.4 Plot ozone profiles where STD < 10% (dark without errors)

The colorbar represents the latitude.



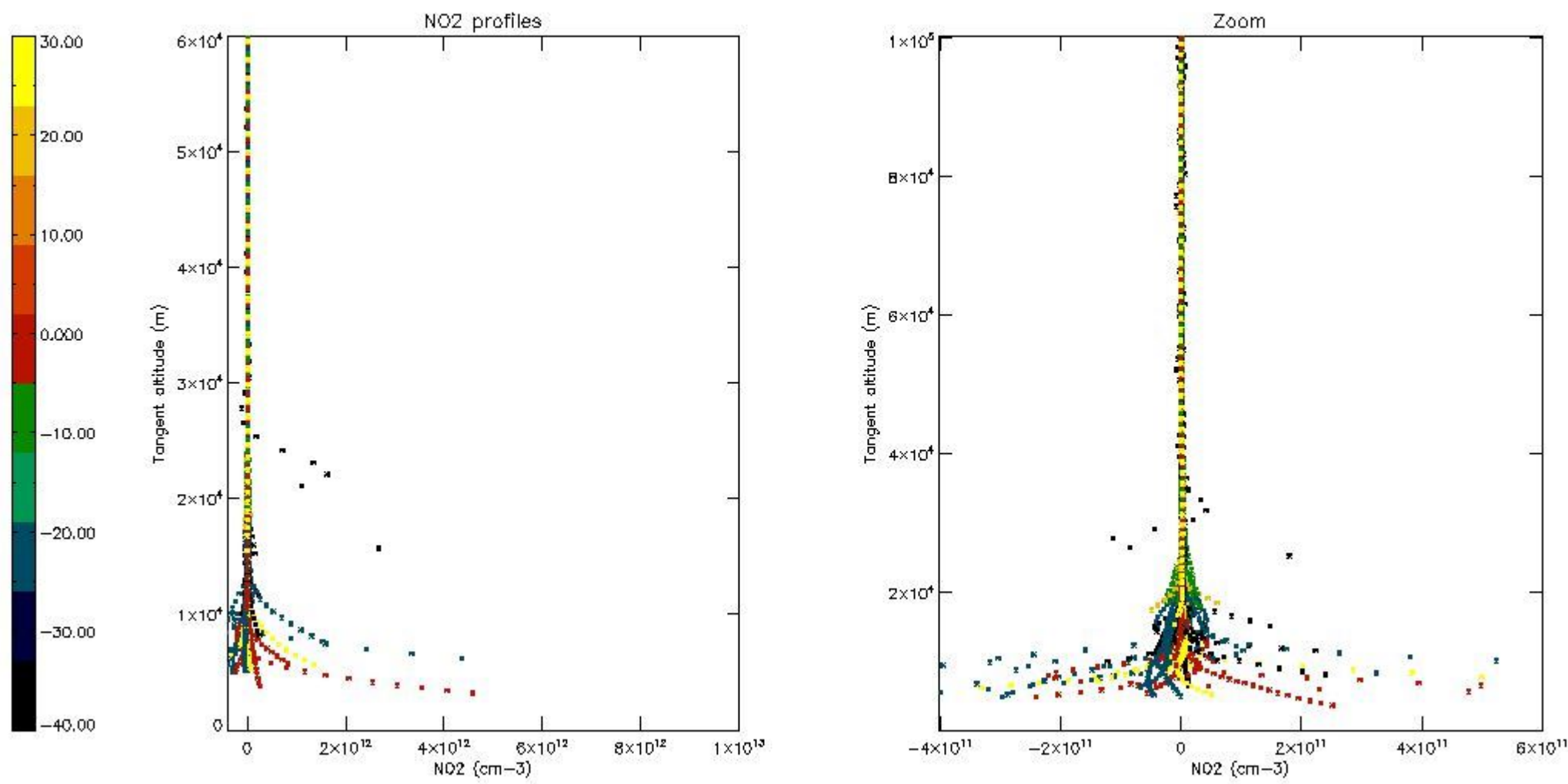
5.5 Plot ozone profiles where STD < 5% (dark without errors)

The colorbar represents the latitude.



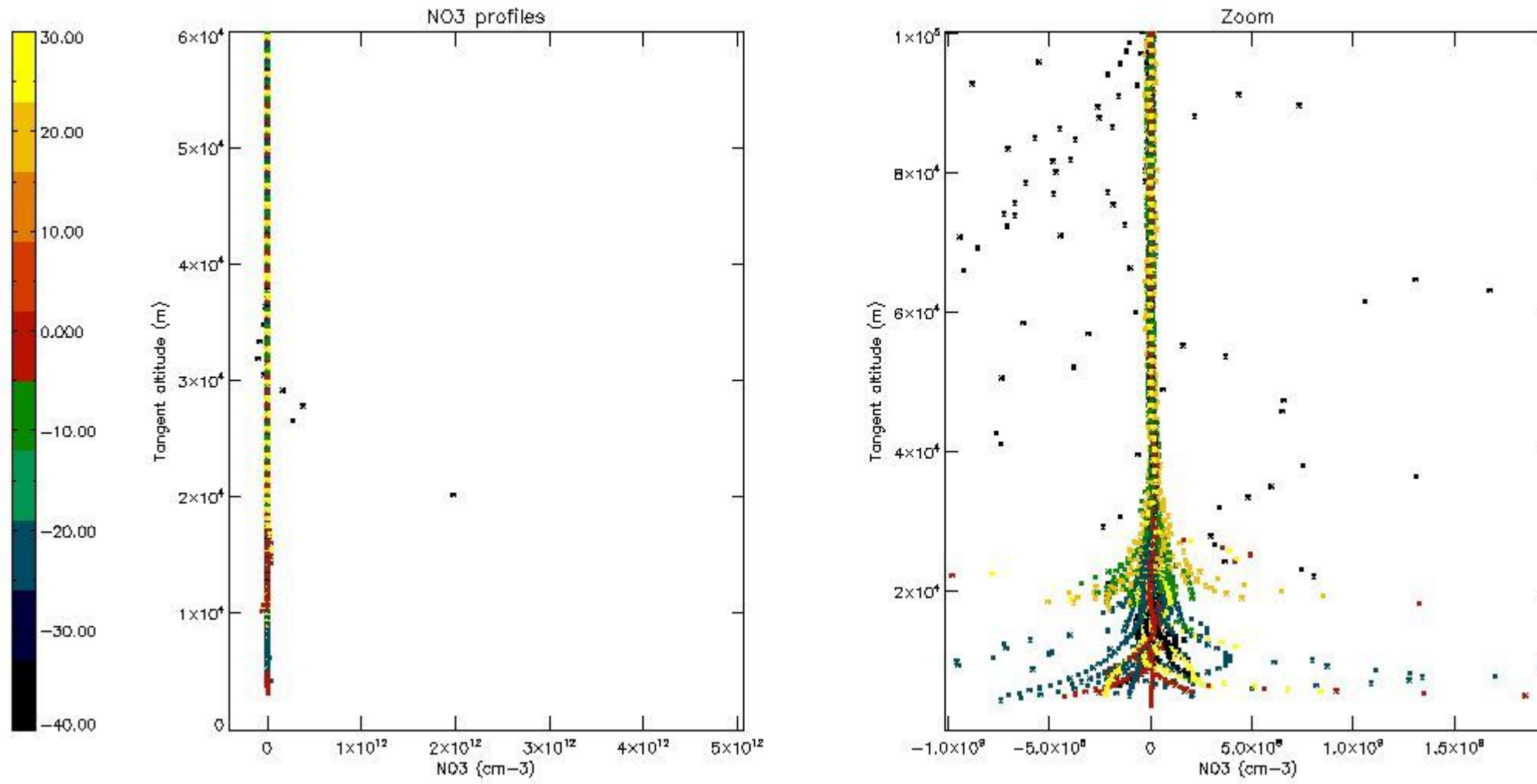
5.6 Plot NO₂ profiles for all STD (dark without errors)

The colorbar represents the latitude.



5.7 Plot NO3 profiles for all STD (dark without errors)

The colorbar represents the latitude.



6. Auxiliary Data Files used for the production reported in section 2

The number reported in the third column indicates since which file (see list in section 2) the corresponding auxiliary file has been used. The fourth column is the date of those product files.

Type	Auxiliary Filename	Used since product	Used since product date
INST_PHYS_CHARACTERISTICS	GOM_INS_AXVIEC20091111_143220_20030716_120000_20500101_000000	1	09-OCT-2008 00:02:15
LEVEL-2_PROC_CONFIG	GOM_PR2_AXVIEC20091111_152718_20020301_000000_20500101_000000	1	09-OCT-2008 00:02:15
CROSS_SECTIONS_FILE	GOM_CRS_AXVIEC20091111_154832_20020301_000000_20500101_000000	1	09-OCT-2008 00:02:15

GOMOS Level 2 Daily Report

SUMMARY

[1. General Info](#)

[2. Summary of processed GOM_NL_2P products](#)

[3. Level 2 Quality information per product](#)

[3.1 Plot of level 2 quality information per product \(time dependant\)](#)

[3.2 Plot of level 2 quality information per product \(world map\)](#)

[4. Level 1 Quality information per product \(stored on level 2 products\)](#)

[4.1 Plot of level 1 quality information per product \(time dependant\)](#)

[4.1.1 Plot of level 1 quality information per product \(time dependant\): ASCENDING](#)

[4.1.2 Plot of level 1 quality information per product \(time dependant\): DESCENDING](#)

[4.2 Plot of level 1 quality information per product \(world map\)](#)

[4.2.1 Plot of level 1 quality information per product \(world map\): ASCENDING](#)

[4.2.2 Plot of level 1 quality information per product \(world map\): DESCENDING](#)

[5. Ozone profiles based on quality statistics and other trace gas profiles](#)

[5.1 Ozone statistics based on quality of products](#)

[5.2 Plot ozone profiles for all STD \(dark without errors\)](#)

[5.3 Plot ozone profiles where STD < 20% \(dark without errors\)](#)

[5.4. Plot ozone profiles where STD < 10% \(dark without errors\)](#)

[5.5. Plot ozone profiles where STD < 5% \(dark without errors\)](#)

[5.6 Plot NO2 profiles for all STD \(dark without errors\)](#)

[5.7 Plot NO3 profiles for all STD \(dark without errors\)](#)

[5.8 Plot H2O profiles \(only for occultations of stars 1,2,3,4,13,14,16,26,63 dark without errors\) for all STD](#)

[6. Auxiliary Data Files used for the production reported in section 2](#)

This report presents the daily analysis on parameters extracted from GOMOS level 2 data (GOM_NL__2P). It is intended to monitor some important parameters that will impact the quality of these products. A list of level 2 products (and content) that have arrived during the reporting day to the PCF is also given.

Item	Value
Time of report generation	25APR2013 20:47:04
Data source version	GOMOS/6.01
Start time of products	09-10-2008 (09OCT2008 00:00:00)
Stop time of products	10-10-2008 (10OCT2008 00:00:00)
Store outputs in DB	Yes
Nb of level 2 prods	300
Nb of prods with errors	0

2. Summary of processed GOM_NL__2P products.

Nr	Filename	UTC Start time	Limb	Duration	Star Id	Star Name	Star Mag	Star Temp	Nb Meas	Orbit	Prod. error
1	GOM_NL__2PRFIN20081009_000215_000000362072_00431_34553_2767.N1	09-OCT-2008 00:02:15	Bright	36.000	36	50Alp UMa	1.8000	6300.0	72	34553	No
2	GOM_NL__2PRFIN20081009_000347_000000362072_00431_34553_2768.N1	09-OCT-2008 00:03:47	Bright	36.000	82	48Bet UMa	2.3650	10600.	72	34553	No
3	GOM_NL__2PRFIN20081009_000705_000000332072_00431_34553_2769.N1	09-OCT-2008 00:07:05	Bright	32.500	174	52Psi UMa	3.0040	4400.0	65	34553	No
4	GOM_NL__2PRFIN20081009_001351_000000392072_00431_34553_2770.N1	09-OCT-2008 00:13:51	Bright	38.500	166	17Eps Leo	2.9800	6000.0	77	34553	No
5	GOM_NL__2PRFIN20081009_001700_000000382072_00431_34553_2771.N1	09-OCT-2008 00:17:00	Bright	38.000	22	32Alp Leo	1.3600	15200.	76	34553	No
6	GOM_NL__2PRFIN20081009_002355_000000472072_00431_34553_2772.N1	09-OCT-2008 00:23:55	Twilight	46.500	48	30Alp Hya	1.9770	4100.0	93	34553	No
7	GOM_NL__2PRFIN20081009_003333_000000422072_00431_34553_2773.N1	09-OCT-2008 00:33:33	Dark	42.000	65	Lam Vel	2.2040	4400.0	84	34553	No
8	GOM_NL__2PRFIN20081009_003629_000000422072_00431_34553_2774.N1	09-OCT-2008 00:36:29	Dark	41.500	34	Gam2Vel	1.7930	23000.	83	34553	No
9	GOM_NL__2PRFIN20081009_003821_000000512072_00432_34554_2765.N1	09-OCT-2008 00:38:21	Dark	51.000	41	Eps Car	1.8600	4100.0	102	34554	No
10	GOM_NL__2PRFIN20081009_004034_000000442072_00432_34554_2766.N1	09-OCT-2008 00:40:34	Dark	43.500	161	Tau Pup	2.9310	4500.0	87	34554	No
11	GOM_NL__2PRFIN20081009_004158_000000462072_00432_34554_2767.N1	09-OCT-2008 00:41:58	Dark	46.000	2	Alp Car	-0.73600	7000.0	92	34554	No
12	GOM_NL__2PRFIN20081009_005029_000000382072_00432_34554_2768.N1	09-OCT-2008 00:50:29	Dark	37.500	143	Alp Hyi	2.8570	7200.0	75	34554	No
13	GOM_NL__2PRFIN20081009_005157_000000502072_00432_34554_2769.N1	09-OCT-2008 00:51:57	Dark	49.500	9	Alp Eri	0.45300	24000.	99	34554	No
14	GOM_NL__2PRFIN20081009_005408_000000472072_00432_34554_2770.N1	09-OCT-2008 00:54:08	Straylight	46.500	157	The1Eri	2.9060	9300.0	93	34554	No
15	GOM_NL__2PRFIN20081009_010349_000000432072_00432_34554_2771.N1	09-OCT-2008 01:03:49	Straylight	42.500	52	16Bet Cet	2.0370	4500.0	85	34554	No
16	GOM_NL__2PRFIN20081009_011343_000000382072_00432_34554_2772.N1	09-OCT-2008 01:13:43	Bright	38.000	140	88Gam Peg	2.8340	26000.	76	34554	No
17	GOM_NL__2PRFIN20081009_011745_000000392072_00432_34554_2773.N1	09-OCT-2008 01:17:45	Bright	38.500	58	21Alp And	2.0730	11000.	77	34554	No
18	GOM_NL__2PRFIN20081009_012046_000000452072_00432_34554_2774.N1	09-OCT-2008 01:20:46	Bright	44.500	53	43Bet And	2.0480	3300.0	89	34554	No
19	GOM_NL__2PRFIN20081009_012602_000000392072_00432_34554_2775.N1	09-OCT-2008 01:26:02	Bright	38.500	68	18Alp Cas	2.2250	4500.0	77	34554	No
20	GOM_NL__2PRFIN20081009_012726_000000392072_00432_34554_2776.N1	09-OCT-2008 01:27:26	Bright	38.500	76	27Gam Cas	2.3000	30000.	77	34554	No
21	GOM_NL__2PRFIN20081009_013442_000000362072_00432_34554_2777.N1	09-OCT-2008 01:34:42	Bright	36.000	49	1Alp UMi	1.9900	6300.0	72	34554	No
22	GOM_NL__2PRFIN20081009_014250_000000382072_00432_34554_2778.N1	09-OCT-2008 01:42:50	Bright	38.000	36	50Alp UMa	1.8000	6300.0	76	34554	No
23	GOM_NL__2PRFIN20081009_014423_000000362072_00432_34554_2779.N1	09-OCT-2008 01:44:23	Bright	36.000	82	48Bet UMa	2.3650	10600.	72	34554	No
24	GOM_NL__2PRFIN20081009_014741_000000352072_00432_34554_2780.N1	09-OCT-2008 01:47:41	Bright	34.500	174	52Psi UMa	3.0040	4400.0	69	34554	No
25	GOM_NL__2PRFIN20081009_015427_000000392072_00432_34554_2781.N1	09-OCT-2008 01:54:27	Bright	38.500	166	17Eps Leo	2.9800	6000.0	77	34554	No
26	GOM_NL__2PRFIN20081009_015736_000000372072_00432_34554_2782.N1	09-OCT-2008 01:57:36	Bright	36.500	22	32Alp Leo	1.3600	15200.	73	34554	No
27	GOM_NL__2PRFIN20081009_020431_000000502072_00432_34554_2783.N1	09-OCT-2008 02:04:31	Twilight	49.500	48	30Alp Hya	1.9770	4100.0	99	34554	No
28	GOM_NL__2PRFIN20081009_021409_000000442072_00432_34554_2784.N1	09-OCT-2008 02:14:09	Dark	44.000	65	Lam Vel	2.2040	4400.0	88	34554	No
29	GOM_NL__2PRFIN20081009_021705_000000422072_00432_34554_2785.N1	09-OCT-2008 02:17:05	Dark	41.500	34	Gam2Vel	1.7930	23000.	83	34554	No
30	GOM_NL__2PRFIN20081009_021857_000000402072_00433_34555_2790.N1	09-OCT-2008 02:18:57	Dark	40.000	41	Eps Car	1.8600	4100.0	80	34555	No
31	GOM_NL__2PRFIN20081009_022111_000000442072_00433_34555_2791.N1	09-OCT-2008 02:21:11	Dark	44.000	161	Tau Pup	2.9310	4500.0	88	34555	No
32	GOM_NL__2PRFIN20081009_022234_000000482072_00433_34555_2792.N1	09-OCT-2008 02:22:34	Dark	47.500	2	Alp Car	-0.73600	7000.0	95	34555	No
33	GOM_NL__2PRFIN20081009_023106_000000392072_00433_34555_2793.N1	09-OCT-2008 02:31:06	Dark	38.500	143	Alp Hyi	2.8570	7200.0	77	34555	No
34	GOM_NL__2PRFIN20081009_023233_000000392072_00433_34555_2794.N1	09-OCT-2008 02:32:33	Dark	39.000	9	Alp Eri	0.45300	24000.	78	34555	No
35	GOM_NL__2PRFIN20081009_023445_000000472072_00433_34555_2795.N1	09-OCT-2008 02:34:45	Straylight	47.000	157	The1Eri	2.9060	9300.0	94	34555	No
36	GOM_NL__2PRFIN20081009_024425_000000442072_00433_34555_2796.N1	09-OCT-2008 02:44:25	Straylight	43.500	52	16Bet Cet	2.0370	4500.0	87	34555	No
37	GOM_NL__2PRFIN20081009_025419_000000392072_00433_34555_2797.N1	09-OCT-2008 02:54:19	Bright	38.500	140	88Gam Peg	2.8340	26000.	77	34555	No
38	GOM_NL__2PRFIN20081009_025821_000000382072_00433_34555_2798.N1	09-OCT-2008 02:58:21	Bright	38.000	58	21Alp And	2.0730	11000.	76	34555	No
39	GOM_NL__2PRFIN20081009_030122_000000462072_00433_34555_2799.N1	09-OCT-2008 03:01:22	Bright	45.500	53	43Bet And	2.0480	3300.0	91	34555	No
40	GOM_NL__2PRFIN20081009_030637_000000372072_00433_34555_2800.N1	09-OCT-2008 03:06:37	Bright	37.000	68	18Alp Cas	2.2250	4500.0	74	34555	No
41	GOM_NL__2PRFIN20081009_030802_000000362072_00433_34555_2801.N1	09-OCT-2008 03:08:02	Bright	35.500	76	27Gam Cas	2.3000	30000.	71	34555	No
42	GOM_NL__2PRFIN20081009_031518_000000352072_00433_34555_2802.N1	09-OCT-2008 03:15:18	Bright	34.500	49	1Alp UMi	1.9900	6300.0	69	34555	No

43	GOM_NL__2PRFIN20081009_032326_000000372072_00433_34555_2803.N1	09-OCT-2008 03:23:26	Bright	36.500	36	50Alp UMa	1.8000	6300.0	73	34555	No
44	GOM_NL__2PRFIN20081009_032458_000000342072_00433_34555_2804.N1	09-OCT-2008 03:24:58	Bright	33.500	82	48Bet UMa	2.3650	10600.	67	34555	No
45	GOM_NL__2PRFIN20081009_032817_000000342072_00433_34555_2805.N1	09-OCT-2008 03:28:17	Bright	33.500	174	52Psi UMa	3.0040	4400.0	67	34555	No
46	GOM_NL__2PRFIN20081009_033503_000000372072_00433_34555_2806.N1	09-OCT-2008 03:35:03	Bright	37.000	166	17Eps Leo	2.9800	6000.0	74	34555	No
47	GOM_NL__2PRFIN20081009_033812_000000372072_00433_34555_2807.N1	09-OCT-2008 03:38:12	Bright	36.500	22	32Alp Leo	1.3600	15200.	73	34555	No
48	GOM_NL__2PRFIN20081009_034508_000000552072_00433_34555_2808.N1	09-OCT-2008 03:45:08	Twilight	55.000	48	30Alp Hya	1.9770	4100.0	110	34555	No
49	GOM_NL__2PRFIN20081009_035446_000000452072_00433_34555_2809.N1	09-OCT-2008 03:54:46	Dark	45.000	65	Lam Vel	2.2040	4400.0	90	34555	No
50	GOM_NL__2PRFIN20081009_035742_000000422072_00433_34555_2810.N1	09-OCT-2008 03:57:42	Dark	42.000	34	Gam2Vel	1.7930	23000.	84	34555	No
51	GOM_NL__2PRFIN20081009_035934_000000512072_00434_34556_2805.N1	09-OCT-2008 03:59:34	Dark	51.000	41	Eps Car	1.8600	4100.0	102	34556	No
52	GOM_NL__2PRFIN20081009_040148_000000442072_00434_34556_2806.N1	09-OCT-2008 04:01:48	Dark	44.000	161	Tau Pup	2.9310	4500.0	88	34556	No
53	GOM_NL__2PRFIN20081009_040311_000000482072_00434_34556_2807.N1	09-OCT-2008 04:03:11	Dark	48.000	2	Alp Car	-0.73600	7000.0	96	34556	No
54	GOM_NL__2PRFIN20081009_041142_000000382072_00434_34556_2808.N1	09-OCT-2008 04:11:42	Dark	37.500	143	Alp Hyi	2.8570	7200.0	75	34556	No
55	GOM_NL__2PRFIN20081009_041309_000000452072_00434_34556_2809.N1	09-OCT-2008 04:13:09	Dark	45.000	9	Alp Eri	0.45300	24000.	90	34556	No
56	GOM_NL__2PRFIN20081009_041522_000000472072_00434_34556_2810.N1	09-OCT-2008 04:15:22	Straylight	47.000	157	The1Eri	2.9060	9300.0	94	34556	No
57	GOM_NL__2PRFIN20081009_042501_000000452072_00434_34556_2811.N1	09-OCT-2008 04:25:01	Straylight	45.000	52	16Bet Cet	2.0370	4500.0	90	34556	No
58	GOM_NL__2PRFIN20081009_043455_000000382072_00434_34556_2812.N1	09-OCT-2008 04:34:55	Bright	37.500	140	88Gam Peg	2.8340	26000.	75	34556	No
59	GOM_NL__2PRFIN20081009_043857_000000382072_00434_34556_2813.N1	09-OCT-2008 04:38:57	Bright	38.000	58	21Alp And	2.0730	11000.	76	34556	No
60	GOM_NL__2PRFIN20081009_044157_000000572072_00434_34556_2814.N1	09-OCT-2008 04:41:57	Bright	57.000	53	43Bet And	2.0480	3300.0	114	34556	No
61	GOM_NL__2PRFIN20081009_044713_000000392072_00434_34556_2815.N1	09-OCT-2008 04:47:13	Bright	39.000	68	18Alp Cas	2.2250	4500.0	78	34556	No
62	GOM_NL__2PRFIN20081009_044837_000000392072_00434_34556_2816.N1	09-OCT-2008 04:48:37	Bright	38.500	76	27Gam Cas	2.3000	30000.	77	34556	No
63	GOM_NL__2PRFIN20081009_045554_000000322072_00434_34556_2817.N1	09-OCT-2008 04:55:54	Bright	32.000	49	1Alp UMi	1.9900	6300.0	64	34556	No
64	GOM_NL__2PRFIN20081009_050403_000000372072_00434_34556_2818.N1	09-OCT-2008 05:04:03	Bright	37.000	36	50Alp UMa	1.8000	6300.0	74	34556	No
65	GOM_NL__2PRFIN20081009_050535_000000362072_00434_34556_2819.N1	09-OCT-2008 05:05:35	Bright	35.500	82	48Bet UMa	2.3650	10600.	71	34556	No
66	GOM_NL__2PRFIN20081009_050853_000000342072_00434_34556_2820.N1	09-OCT-2008 05:08:53	Bright	33.500	174	52Psi UMa	3.0040	4400.0	67	34556	No
67	GOM_NL__2PRFIN20081009_051539_000000392072_00434_34556_2821.N1	09-OCT-2008 05:15:39	Bright	39.000	166	17Eps Leo	2.9800	6000.0	78	34556	No
68	GOM_NL__2PRFIN20081009_051849_000000372072_00434_34556_2822.N1	09-OCT-2008 05:18:49	Bright	37.000	22	32Alp Leo	1.3600	15200.	74	34556	No
69	GOM_NL__2PRFIN20081009_052544_000000472072_00434_34556_2823.N1	09-OCT-2008 05:25:44	Twilight	47.000	48	30Alp Hya	1.9770	4100.0	94	34556	No
70	GOM_NL__2PRFIN20081009_053523_000000422072_00434_34556_2824.N1	09-OCT-2008 05:35:23	Dark	41.500	65	Lam Vel	2.2040	4400.0	83	34556	No
71	GOM_NL__2PRFIN20081009_053819_000000422072_00434_34556_2825.N1	09-OCT-2008 05:38:19	Dark	42.000	34	Gam2Vel	1.7930	23000.	84	34556	No
72	GOM_NL__2PRFIN20081009_054010_000000522072_00435_34557_2817.N1	09-OCT-2008 05:40:10	Dark	51.500	41	Eps Car	1.8600	4100.0	103	34557	No
73	GOM_NL__2PRFIN20081009_054225_000000452072_00435_34557_2818.N1	09-OCT-2008 05:42:25	Dark	44.500	161	Tau Pup	2.9310	4500.0	89	34557	No
74	GOM_NL__2PRFIN20081009_054348_000000572072_00435_34557_2819.N1	09-OCT-2008 05:43:48	Dark	57.000	2	Alp Car	-0.73600	7000.0	114	34557	No
75	GOM_NL__2PRFIN20081009_055218_000000372072_00435_34557_2820.N1	09-OCT-2008 05:52:18	Dark	37.000	143	Alp Hyi	2.8570	7200.0	74	34557	No
76	GOM_NL__2PRFIN20081009_055346_000000462072_00435_34557_2821.N1	09-OCT-2008 05:53:46	Dark	46.000	9	Alp Eri	0.45300	24000.	92	34557	No
77	GOM_NL__2PRFIN20081009_055558_000000462072_00435_34557_2822.N1	09-OCT-2008 05:55:58	Straylight	46.000	157	The1Eri	2.9060	9300.0	92	34557	No
78	GOM_NL__2PRFIN20081009_060537_000000462072_00435_34557_2823.N1	09-OCT-2008 06:05:37	Straylight	45.500	52	16Bet Cet	2.0370	4500.0	91	34557	No
79	GOM_NL__2PRFIN20081009_061531_000000372072_00435_34557_2824.N1	09-OCT-2008 06:15:31	Bright	37.000	140	88Gam Peg	2.8340	26000.	74	34557	No
80	GOM_NL__2PRFIN20081009_061933_000000382072_00435_34557_2825.N1	09-OCT-2008 06:19:33	Bright	38.000	58	21Alp And	2.0730	11000.	76	34557	No
81	GOM_NL__2PRFIN20081009_062233_000000422072_00435_34557_2826.N1	09-OCT-2008 06:22:33	Bright	41.500	53	43Bet And	2.0480	3300.0	83	34557	No
82	GOM_NL__2PRFIN20081009_062749_000000392072_00435_34557_2827.N1	09-OCT-2008 06:27:49	Bright	39.000	68	18Alp Cas	2.2250	4500.0	78	34557	No
83	GOM_NL__2PRFIN20081009_062913_000000382072_00435_34557_2828.N1	09-OCT-2008 06:29:13	Bright	38.000	76	27Gam Cas	2.3000	30000.	76	34557	No
84	GOM_NL__2PRFIN20081009_063630_000000362072_00435_34557_2829.N1	09-OCT-2008 06:36:30	Bright	35.500	49	1Alp UMi	1.9900	6300.0	71	34557	No
85	GOM_NL__2PRFIN20081009_064439_000000352072_00435_34557_2830.N1	09-OCT-2008 06:44:39	Bright	35.000	36	50Alp UMa	1.8000	6300.0	70	34557	No
86	GOM_NL__2PRFIN20081009_064611_000000342072_00435_34557_2831.N1	09-OCT-2008 06:46:11	Bright	33.500	82	48Bet UMa	2.3650	10600.	67	34557	No
87	GOM_NL__2PRFIN20081009_064929_000000342072_00435_34557_2832.N1	09-OCT-2008 06:49:29	Bright	33.500	174	52Psi UMa	3.0040	4400.0	67	34557	No
88	GOM_NL__2PRFIN20081009_065616_000000372072_00435_34557_2833.N1	09-OCT-2008 06:56:16	Bright	37.000	166	17Eps Leo	2.9800	6000.0	74	34557	No
89	GOM_NL__2PRFIN20081009_065925_000000372072_00435_34557_2834.N1	09-OCT-2008 06:59:25	Bright	37.000	22	32Alp Leo	1.3600	15200.	74	34557	No
90	GOM_NL__2PRFIN20081009_070621_000000482072_00435_34557_2835.N1	09-OCT-2008 07:06:21	Twilight	48.000	48	30Alp Hya	1.9770	4100.0	96	34557	No
91	GOM_NL__2PRFIN20081009_071559_000000472072_00435_34557_2836.N1	09-OCT-2008 07:15:59	Dark	46.500	65	Lam Vel	2.2040	4400.0	93	34557	No
92	GOM_NL__2PRFIN20081009_071855_000000422072_00435_34557_2837.N1	09-OCT-2008 07:18:55	Dark	41.500	34	Gam2Vel	1.7930	23000.	83	34557	No
93	GOM_NL__2PRFIN20081009_072047_000000522072_00436_34558_2831.N1	09-OCT-2008 07:20:47	Dark	52.000	41	Eps Car	1.8600	4100.0	104	34558	No
94	GOM_NL__2PRFIN20081009_072301_000000432072_00436_34558_2832.N1	09-OCT-2008 07:23:01	Dark	43.000	161	Tau Pup	2.9310	4500.0	86	34558	No
95	GOM_NL__2PRFIN20081009_072425_000000612072_00436_34558_2833.N1	09-OCT-2008 07:24:25	Dark	61.000	2	Alp Car	-0.73600	7000.0	122	34558	No
96	GOM_NL__2PRFIN20081009_073255_000000382072_00436_34558_2834.N1	09-OCT-2008 07:32:55	Dark	37.500	143	Alp Hyi	2.8570	7200.0	75	34558	No
97	GOM_NL__2PRFIN20081009_073422_000000442072_00436_34558_2835.N1	09-OCT-2008 07:34:22	Dark	43.500	9	Alp Eri	0.45300	24000.	87	34558	No
98	GOM_NL__2PRFIN20081009_073635_000000452072_00436_34558_2836.N1	09-OCT-2008 07:36:35	Straylight	44.500	157	The1Eri	2.9060	9300.0	89	34558	No
99	GOM_NL__2PRFIN20081009_074613_000000452072_00436_34558_2837.N1	09-OCT-2008 07:46:13	Straylight	44.500	52	16Bet Cet	2.0370	4500.0	89	34558	No
100	GOM_NL__2PRFIN20081009_075607_000000372072_00436_34558_2838.N1	09-OCT-2008 07:56:07	Bright	36.500	140	88Gam Peg	2.8340	26000.	73	34558	No
101	GOM_NL__2PRFIN20081009_080009_000000382072_00436_34558_2839.N1	09-OCT-2008 08:00:09	Bright	38.000	58	21Alp And	2.0730	11000.	76	34558	No

102	GOM_NL__2PRFIN20081009_080308_000000442072_00436_34558_2840.N1	09-OCT-2008 08:03:08	Bright	43.500	53	43Bet And	2.0480	3300.0	87	34558	No
103	GOM_NL__2PRFIN20081009_080825_000000382072_00436_34558_2841.N1	09-OCT-2008 08:08:25	Bright	37.500	68	18Alp Cas	2.2250	4500.0	75	34558	No
104	GOM_NL__2PRFIN20081009_080949_000000432072_00436_34558_2842.N1	09-OCT-2008 08:09:49	Bright	42.500	76	27Gam Cas	2.3000	30000.	85	34558	No
105	GOM_NL__2PRFIN20081009_081706_000000332072_00436_34558_2843.N1	09-OCT-2008 08:17:06	Bright	33.000	49	1Alp UMi	1.9900	6300.0	66	34558	No
106	GOM_NL__2PRFIN20081009_082515_000000372072_00436_34558_2844.N1	09-OCT-2008 08:25:15	Bright	36.500	36	50Alp UMa	1.8000	6300.0	73	34558	No
107	GOM_NL__2PRFIN20081009_082647_000000362072_00436_34558_2845.N1	09-OCT-2008 08:26:47	Bright	36.000	82	48Bet UMa	2.3650	10600.	72	34558	No
108	GOM_NL__2PRFIN20081009_083005_000000332072_00436_34558_2846.N1	09-OCT-2008 08:30:05	Bright	32.500	174	52Psi UMa	3.0040	4400.0	65	34558	No
109	GOM_NL__2PRFIN20081009_083652_000000392072_00436_34558_2847.N1	09-OCT-2008 08:36:52	Bright	38.500	166	17Eps Leo	2.9800	6000.0	77	34558	No
110	GOM_NL__2PRFIN20081009_084001_000000352072_00436_34558_2848.N1	09-OCT-2008 08:40:01	Bright	34.500	22	32Alp Leo	1.3600	15200.	69	34558	No
111	GOM_NL__2PRFIN20081009_084658_000000482072_00436_34558_2849.N1	09-OCT-2008 08:46:58	Twilight	47.500	48	30Alp Hya	1.9770	4100.0	95	34558	No
112	GOM_NL__2PRFIN20081009_085635_000000442072_00436_34558_2850.N1	09-OCT-2008 08:56:35	Dark	43.500	65	Lam Vel	2.2040	4400.0	87	34558	No
113	GOM_NL__2PRFIN20081009_085932_000000422072_00436_34558_2851.N1	09-OCT-2008 08:59:32	Dark	42.000	34	Gam2Vel	1.7930	23000.	84	34558	No
114	GOM_NL__2PRFIN20081009_090123_000000412072_00437_34559_2840.N1	09-OCT-2008 09:01:23	Dark	40.500	41	Eps Car	1.8600	4100.0	81	34559	No
115	GOM_NL__2PRFIN20081009_090338_000000422072_00437_34559_2841.N1	09-OCT-2008 09:03:38	Dark	42.000	161	Tau Pup	2.9310	4500.0	84	34559	No
116	GOM_NL__2PRFIN20081009_090501_000000602072_00437_34559_2842.N1	09-OCT-2008 09:05:01	Dark	59.500	2	Alp Car	-0.73600	7000.0	119	34559	No
117	GOM_NL__2PRFIN20081009_091331_000000372072_00437_34559_2843.N1	09-OCT-2008 09:13:31	Dark	37.000	143	Alp Hyi	2.8570	7200.0	74	34559	No
118	GOM_NL__2PRFIN20081009_091458_000000422072_00437_34559_2844.N1	09-OCT-2008 09:14:58	Dark	41.500	9	Alp Eri	0.45300	24000.	83	34559	No
119	GOM_NL__2PRFIN20081009_091711_000000472072_00437_34559_2845.N1	09-OCT-2008 09:17:11	Straylight	47.000	157	The1Eri	2.9060	9300.0	94	34559	No
120	GOM_NL__2PRFIN20081009_092649_000000452072_00437_34559_2846.N1	09-OCT-2008 09:26:49	Straylight	45.000	52	16Bet Cet	2.0370	4500.0	90	34559	No
121	GOM_NL__2PRFIN20081009_093643_000000382072_00437_34559_2847.N1	09-OCT-2008 09:36:43	Bright	38.000	140	88Gam Peg	2.8340	26000.	76	34559	No
122	GOM_NL__2PRFIN20081009_094044_000000372072_00437_34559_2848.N1	09-OCT-2008 09:40:44	Bright	36.500	58	21Alp And	2.0730	11000.	73	34559	No
123	GOM_NL__2PRFIN20081009_094344_000000452072_00437_34559_2849.N1	09-OCT-2008 09:43:44	Bright	44.500	53	43Bet And	2.0480	3300.0	89	34559	No
124	GOM_NL__2PRFIN20081009_094900_000000372072_00437_34559_2850.N1	09-OCT-2008 09:49:00	Bright	36.500	68	18Alp Cas	2.2250	4500.0	73	34559	No
125	GOM_NL__2PRFIN20081009_095024_000000392072_00437_34559_2851.N1	09-OCT-2008 09:50:24	Bright	38.500	76	27Gam Cas	2.3000	30000.	77	34559	No
126	GOM_NL__2PRFIN20081009_095742_000000362072_00437_34559_2852.N1	09-OCT-2008 09:57:42	Bright	36.000	49	1Alp UMi	1.9900	6300.0	72	34559	No
127	GOM_NL__2PRFIN20081009_100551_000000362072_00437_34559_2853.N1	09-OCT-2008 10:05:51	Bright	35.500	36	50Alp UMa	1.8000	6300.0	71	34559	No
128	GOM_NL__2PRFIN20081009_100723_000000352072_00437_34559_2854.N1	09-OCT-2008 10:07:23	Bright	34.500	82	48Bet UMa	2.3650	10600.	69	34559	No
129	GOM_NL__2PRFIN20081009_101041_000000352072_00437_34559_2855.N1	09-OCT-2008 10:10:41	Bright	34.500	174	52Psi UMa	3.0040	4400.0	69	34559	No
130	GOM_NL__2PRFIN20081009_101728_000000432072_00437_34559_2856.N1	09-OCT-2008 10:17:28	Bright	43.000	166	17Eps Leo	2.9800	6000.0	86	34559	No
131	GOM_NL__2PRFIN20081009_102037_000000362072_00437_34559_2857.N1	09-OCT-2008 10:20:37	Bright	36.000	22	32Alp Leo	1.3600	15200.	72	34559	No
132	GOM_NL__2PRFIN20081009_102734_000000522072_00437_34559_2858.N1	09-OCT-2008 10:27:34	Twilight	52.000	48	30Alp Hya	1.9770	4100.0	104	34559	No
133	GOM_NL__2PRFIN20081009_103712_000000462072_00437_34559_2859.N1	09-OCT-2008 10:37:12	Dark	46.000	65	Lam Vel	2.2040	4400.0	92	34559	No
134	GOM_NL__2PRFIN20081009_104009_000000422072_00437_34559_2860.N1	09-OCT-2008 10:40:09	Dark	41.500	34	Gam2Vel	1.7930	23000.	83	34559	No
135	GOM_NL__2PRFIN20081009_104159_000000512072_00438_34560_2861.N1	09-OCT-2008 10:41:59	Dark	50.500	41	Eps Car	1.8600	4100.0	101	34560	No
136	GOM_NL__2PRFIN20081009_104415_000000482072_00438_34560_2862.N1	09-OCT-2008 10:44:15	Dark	47.500	161	Tau Pup	2.9310	4500.0	95	34560	No
137	GOM_NL__2PRFIN20081009_104538_000000512072_00438_34560_2863.N1	09-OCT-2008 10:45:38	Dark	51.000	2	Alp Car	-0.73600	7000.0	102	34560	No
138	GOM_NL__2PRFIN20081009_105407_000000372072_00438_34560_2864.N1	09-OCT-2008 10:54:07	Dark	37.000	143	Alp Hyi	2.8570	7200.0	74	34560	No
139	GOM_NL__2PRFIN20081009_105534_000000432072_00438_34560_2865.N1	09-OCT-2008 10:55:34	Dark	43.000	9	Alp Eri	0.45300	24000.	86	34560	No
140	GOM_NL__2PRFIN20081009_105748_000000472072_00438_34560_2866.N1	09-OCT-2008 10:57:48	Straylight	46.500	157	The1Eri	2.9060	9300.0	93	34560	No
141	GOM_NL__2PRFIN20081009_110725_000000442072_00438_34560_2867.N1	09-OCT-2008 11:07:25	Straylight	44.000	52	16Bet Cet	2.0370	4500.0	88	34560	No
142	GOM_NL__2PRFIN20081009_111719_000000372072_00438_34560_2868.N1	09-OCT-2008 11:17:19	Bright	37.000	140	88Gam Peg	2.8340	26000.	74	34560	No
143	GOM_NL__2PRFIN20081009_112120_000000372072_00438_34560_2869.N1	09-OCT-2008 11:21:20	Bright	36.500	58	21Alp And	2.0730	11000.	73	34560	No
144	GOM_NL__2PRFIN20081009_112419_000000412072_00438_34560_2870.N1	09-OCT-2008 11:24:19	Bright	41.000	53	43Bet And	2.0480	3300.0	82	34560	No
145	GOM_NL__2PRFIN20081009_112936_000000402072_00438_34560_2871.N1	09-OCT-2008 11:29:36	Bright	39.500	68	18Alp Cas	2.2250	4500.0	79	34560	No
146	GOM_NL__2PRFIN20081009_113100_000000382072_00438_34560_2872.N1	09-OCT-2008 11:31:00	Bright	38.000	76	27Gam Cas	2.3000	30000.	76	34560	No
147	GOM_NL__2PRFIN20081009_113817_000000352072_00438_34560_2873.N1	09-OCT-2008 11:38:17	Bright	35.000	49	1Alp UMi	1.9900	6300.0	70	34560	No
148	GOM_NL__2PRFIN20081009_114627_000000362072_00438_34560_2874.N1	09-OCT-2008 11:46:27	Bright	36.000	36	50Alp UMa	1.8000	6300.0	72	34560	No
149	GOM_NL__2PRFIN20081009_114759_000000352072_00438_34560_2875.N1	09-OCT-2008 11:47:59	Bright	34.500	82	48Bet UMa	2.3650	10600.	69	34560	No
150	GOM_NL__2PRFIN20081009_115117_000000342072_00438_34560_2876.N1	09-OCT-2008 11:51:17	Bright	33.500	174	52Psi UMa	3.0040	4400.0	67	34560	No
151	GOM_NL__2PRFIN20081009_115804_000000382072_00438_34560_2877.N1	09-OCT-2008 11:58:04	Bright	37.500	166	17Eps Leo	2.9800	6000.0	75	34560	No
152	GOM_NL__2PRFIN20081009_120114_000000382072_00438_34560_2878.N1	09-OCT-2008 12:01:14	Bright	37.500	22	32Alp Leo	1.3600	15200.	75	34560	No
153	GOM_NL__2PRFIN20081009_120810_000000492072_00438_34560_2879.N1	09-OCT-2008 12:08:10	Twilight	49.000	48	30Alp Hya	1.9770	4100.0	98	34560	No
154	GOM_NL__2PRFIN20081009_121748_000000452072_00438_34560_2880.N1	09-OCT-2008 12:17:48	Dark	45.000	65	Lam Vel	2.2040	4400.0	90	34560	No
155	GOM_NL__2PRFIN20081009_122045_000000412072_00438_34560_2881.N1	09-OCT-2008 12:20:45	Dark	40.500	34	Gam2Vel	1.7930	23000.	81	34560	No
156	GOM_NL__2PRFIN20081009_122236_000000412072_00439_34561_2875.N1	09-OCT-2008 12:22:36	Dark	40.500	41	Eps Car	1.8600	4100.0	81	34561	No
157	GOM_NL__2PRFIN20081009_122451_000000432072_00439_34561_2876.N1	09-OCT-2008 12:24:51	Dark	43.000	161	Tau Pup	2.9310	4500.0	86	34561	No
158	GOM_NL__2PRFIN20081009_122615_000000462072_00439_34561_2877.N1	09-OCT-2008 12:26:15	Dark	46.000	2	Alp Car	-0.73600	7000.0	92	34561	No
159	GOM_NL__2PRFIN20081009_123443_000000382072_00439_34561_2878.N1	09-OCT-2008 12:34:43	Dark	38.000	143	Alp Hyi	2.8570	7200.0	76	34561	No
160	GOM_NL__2PRFIN20081009_123611_000000482072_00439_34561_2879.N1	09-OCT-2008 12:36:11	Dark	48.000	9	Alp Eri	0.45300	24000.	96	34561	No

161	GOM_NL__2PRFIN20081009_123824_000000462072_00439_34561_2880.N1	09-OCT-2008 12:38:24	Straylight	46.000	157	The1Eri	2.9060	9300.0	92	34561	No
162	GOM_NL__2PRFIN20081009_124801_000000452072_00439_34561_2881.N1	09-OCT-2008 12:48:01	Straylight	44.500	52	16Bet Cet	2.0370	4500.0	89	34561	No
163	GOM_NL__2PRFIN20081009_125755_000000372072_00439_34561_2882.N1	09-OCT-2008 12:57:55	Bright	36.500	140	88Gam Peg	2.8340	26000.	73	34561	No
164	GOM_NL__2PRFIN20081009_130156_000000372072_00439_34561_2883.N1	09-OCT-2008 13:01:56	Bright	37.000	58	21Alp And	2.0730	11000.	74	34561	No
165	GOM_NL__2PRFIN20081009_130455_000000452072_00439_34561_2884.N1	09-OCT-2008 13:04:55	Bright	44.500	53	43Bet And	2.0480	3300.0	89	34561	No
166	GOM_NL__2PRFIN20081009_131012_000000382072_00439_34561_2885.N1	09-OCT-2008 13:10:12	Bright	38.000	68	18Alp Cas	2.2250	4500.0	76	34561	No
167	GOM_NL__2PRFIN20081009_131136_000000382072_00439_34561_2886.N1	09-OCT-2008 13:11:36	Bright	37.500	76	27Gam Cas	2.3000	30000.	75	34561	No
168	GOM_NL__2PRFIN20081009_131853_000000332072_00439_34561_2887.N1	09-OCT-2008 13:18:53	Bright	33.000	49	1Alp UMi	1.9900	6300.0	66	34561	No
169	GOM_NL__2PRFIN20081009_132703_000000372072_00439_34561_2888.N1	09-OCT-2008 13:27:03	Bright	37.000	36	50Alp UMa	1.8000	6300.0	74	34561	No
170	GOM_NL__2PRFIN20081009_132835_000000362072_00439_34561_2889.N1	09-OCT-2008 13:28:35	Bright	35.500	82	48Bet UMa	2.3650	10600.	71	34561	No
171	GOM_NL__2PRFIN20081009_133153_000000342072_00439_34561_2890.N1	09-OCT-2008 13:31:53	Bright	33.500	174	52Psi UMa	3.0040	4400.0	67	34561	No
172	GOM_NL__2PRFIN20081009_133840_000000482072_00439_34561_2891.N1	09-OCT-2008 13:38:40	Bright	48.000	166	17Eps Leo	2.9800	6000.0	96	34561	No
173	GOM_NL__2PRFIN20081009_134150_000000382072_00439_34561_2892.N1	09-OCT-2008 13:41:50	Bright	38.000	22	32Alp Leo	1.3600	15200.	76	34561	No
174	GOM_NL__2PRFIN20081009_134847_000000502072_00439_34561_2893.N1	09-OCT-2008 13:48:47	Twilight	49.500	48	30Alp Hya	1.9770	4100.0	99	34561	No
175	GOM_NL__2PRFIN20081009_135825_000000442072_00439_34561_2894.N1	09-OCT-2008 13:58:25	Dark	43.500	65	Lam Vel	2.2040	4400.0	87	34561	No
176	GOM_NL__2PRFIN20081009_140122_000000442072_00439_34561_2895.N1	09-OCT-2008 14:01:22	Dark	44.000	34	Gam2Vel	1.7930	23000.	88	34561	No
177	GOM_NL__2PRFIN20081009_140312_000000422072_00440_34562_2894.N1	09-OCT-2008 14:03:12	Dark	42.000	41	Eps Car	1.8600	4100.0	84	34562	No
178	GOM_NL__2PRFIN20081009_140528_000000422072_00440_34562_2895.N1	09-OCT-2008 14:05:28	Dark	42.000	161	Tau Pup	2.9310	4500.0	84	34562	No
179	GOM_NL__2PRFIN20081009_140651_000000482072_00440_34562_2896.N1	09-OCT-2008 14:06:51	Dark	48.000	2	Alp Car	-0.73600	7000.0	96	34562	No
180	GOM_NL__2PRFIN20081009_141520_000000382072_00440_34562_2897.N1	09-OCT-2008 14:15:20	Dark	38.000	143	Alp Hyi	2.8570	7200.0	76	34562	No
181	GOM_NL__2PRFIN20081009_141647_000000472072_00440_34562_2898.N1	09-OCT-2008 14:16:47	Dark	46.500	9	Alp Eri	0.45300	24000.	93	34562	No
182	GOM_NL__2PRFIN20081009_141901_000000462072_00440_34562_2899.N1	09-OCT-2008 14:19:01	Straylight	45.500	157	The1Eri	2.9060	9300.0	91	34562	No
183	GOM_NL__2PRFIN20081009_142837_000000472072_00440_34562_2900.N1	09-OCT-2008 14:28:37	Straylight	46.500	52	16Bet Cet	2.0370	4500.0	93	34562	No
184	GOM_NL__2PRFIN20081009_143830_000000372072_00440_34562_2901.N1	09-OCT-2008 14:38:30	Bright	37.000	140	88Gam Peg	2.8340	26000.	74	34562	No
185	GOM_NL__2PRFIN20081009_144232_000000372072_00440_34562_2902.N1	09-OCT-2008 14:42:32	Bright	36.500	58	21Alp And	2.0730	11000.	73	34562	No
186	GOM_NL__2PRFIN20081009_144530_000000432072_00440_34562_2903.N1	09-OCT-2008 14:45:30	Bright	43.000	53	43Bet And	2.0480	3300.0	86	34562	No
187	GOM_NL__2PRFIN20081009_145047_000000372072_00440_34562_2904.N1	09-OCT-2008 14:50:47	Bright	37.000	68	18Alp Cas	2.2250	4500.0	74	34562	No
188	GOM_NL__2PRFIN20081009_145211_000000382072_00440_34562_2905.N1	09-OCT-2008 14:52:11	Bright	38.000	76	27Gam Cas	2.3000	30000.	76	34562	No
189	GOM_NL__2PRFIN20081009_145929_000000332072_00440_34562_2906.N1	09-OCT-2008 14:59:29	Bright	33.000	49	1Alp UMi	1.9900	6300.0	66	34562	No
190	GOM_NL__2PRFIN20081009_150739_000000372072_00440_34562_2907.N1	09-OCT-2008 15:07:39	Bright	37.000	36	50Alp UMa	1.8000	6300.0	74	34562	No
191	GOM_NL__2PRFIN20081009_150911_000000372072_00440_34562_2908.N1	09-OCT-2008 15:09:11	Bright	36.500	82	48Bet UMa	2.3650	10600.	73	34562	No
192	GOM_NL__2PRFIN20081009_151229_000000342072_00440_34562_2909.N1	09-OCT-2008 15:12:29	Bright	34.000	174	52Psi UMa	3.0040	4400.0	68	34562	No
193	GOM_NL__2PRFIN20081009_151916_000000402072_00440_34562_2910.N1	09-OCT-2008 15:19:16	Bright	39.500	166	17Eps Leo	2.9800	6000.0	79	34562	No
194	GOM_NL__2PRFIN20081009_152226_000000552072_00440_34562_2911.N1	09-OCT-2008 15:22:26	Bright	55.000	22	32Alp Leo	1.3600	15200.	110	34562	No
195	GOM_NL__2PRFIN20081009_152923_000000502072_00440_34562_2912.N1	09-OCT-2008 15:29:23	Twilight	49.500	48	30Alp Hya	1.9770	4100.0	99	34562	No
196	GOM_NL__2PRFIN20081009_153901_000000512072_00440_34562_2913.N1	09-OCT-2008 15:39:01	Dark	50.500	65	Lam Vel	2.2040	4400.0	101	34562	No
197	GOM_NL__2PRFIN20081009_154158_000000402072_00440_34562_2914.N1	09-OCT-2008 15:41:58	Dark	40.000	34	Gam2Vel	1.7930	23000.	80	34562	No
198	GOM_NL__2PRFIN20081009_154348_000000492072_00441_34563_2900.N1	09-OCT-2008 15:43:48	Dark	49.000	41	Eps Car	1.8600	4100.0	98	34563	No
199	GOM_NL__2PRFIN20081009_154605_000000452072_00441_34563_2901.N1	09-OCT-2008 15:46:05	Dark	44.500	161	Tau Pup	2.9310	4500.0	89	34563	No
200	GOM_NL__2PRFIN20081009_154728_000000592072_00441_34563_2902.N1	09-OCT-2008 15:47:28	Dark	58.500	2	Alp Car	-0.73600	7000.0	117	34563	No
201	GOM_NL__2PRFIN20081009_155556_000000392072_00441_34563_2903.N1	09-OCT-2008 15:55:56	Dark	38.500	143	Alp Hyi	2.8570	7200.0	77	34563	No
202	GOM_NL__2PRFIN20081009_155723_000000382072_00441_34563_2904.N1	09-OCT-2008 15:57:23	Dark	38.000	9	Alp Eri	0.45300	24000.	76	34563	No
203	GOM_NL__2PRFIN20081009_155937_000000472072_00441_34563_2905.N1	09-OCT-2008 15:59:37	Straylight	46.500	157	The1Eri	2.9060	9300.0	93	34563	No
204	GOM_NL__2PRFIN20081009_160913_000000472072_00441_34563_2906.N1	09-OCT-2008 16:09:13	Straylight	47.000	52	16Bet Cet	2.0370	4500.0	94	34563	No
205	GOM_NL__2PRFIN20081009_161906_000000432072_00441_34563_2907.N1	09-OCT-2008 16:19:06	Bright	42.500	140	88Gam Peg	2.8340	26000.	85	34563	No
206	GOM_NL__2PRFIN20081009_162308_000000382072_00441_34563_2908.N1	09-OCT-2008 16:23:08	Bright	37.500	58	21Alp And	2.0730	11000.	75	34563	No
207	GOM_NL__2PRFIN20081009_162606_000000422072_00441_34563_2909.N1	09-OCT-2008 16:26:06	Bright	41.500	53	43Bet And	2.0480	3300.0	83	34563	No
208	GOM_NL__2PRFIN20081009_163123_000000392072_00441_34563_2910.N1	09-OCT-2008 16:31:23	Bright	39.000	68	18Alp Cas	2.2250	4500.0	78	34563	No
209	GOM_NL__2PRFIN20081009_163247_000000382072_00441_34563_2911.N1	09-OCT-2008 16:32:47	Bright	38.000	76	27Gam Cas	2.3000	30000.	76	34563	No
210	GOM_NL__2PRFIN20081009_164005_000000362072_00441_34563_2912.N1	09-OCT-2008 16:40:05	Bright	35.500	49	1Alp UMi	1.9900	6300.0	71	34563	No
211	GOM_NL__2PRFIN20081009_164815_000000372072_00441_34563_2913.N1	09-OCT-2008 16:48:15	Bright	37.000	36	50Alp UMa	1.8000	6300.0	74	34563	No
212	GOM_NL__2PRFIN20081009_164947_000000362072_00441_34563_2914.N1	09-OCT-2008 16:49:47	Bright	36.000	82	48Bet UMa	2.3650	10600.	72	34563	No
213	GOM_NL__2PRFIN20081009_165305_000000342072_00441_34563_2915.N1	09-OCT-2008 16:53:05	Bright	33.500	174	52Psi UMa	3.0040	4400.0	67	34563	No
214	GOM_NL__2PRFIN20081009_165953_000000382072_00441_34563_2916.N1	09-OCT-2008 16:59:53	Bright	37.500	166	17Eps Leo	2.9800	6000.0	75	34563	No
215	GOM_NL__2PRFIN20081009_170302_000000552072_00441_34563_2917.N1	09-OCT-2008 17:03:02	Bright	55.000	22	32Alp Leo	1.3600	15200.	110	34563	No
216	GOM_NL__2PRFIN20081009_171000_000000492072_00441_34563_2918.N1	09-OCT-2008 17:10:00	Twilight	49.000	48	30Alp Hya	1.9770	4100.0	98	34563	No
217	GOM_NL__2PRFIN20081009_171938_000000462072_00441_34563_2919.N1	09-OCT-2008 17:19:38	Dark	45.500	65	Lam Vel	2.2040	4400.0	91	34563	No
218	GOM_NL__2PRFIN20081009_172235_000000402072_00441_34563_2920.N1	09-OCT-2008 17:22:35	Dark	40.000	34	Gam2Vel	1.7930	23000.	80	34563	No
219	GOM_NL__2PRFIN20081009_172425_000000512072_00442_34564_2912.N1	09-OCT-2008 17:24:25	Dark	51.000	41	Eps Car	1.8600	4100.0	102	34564	No

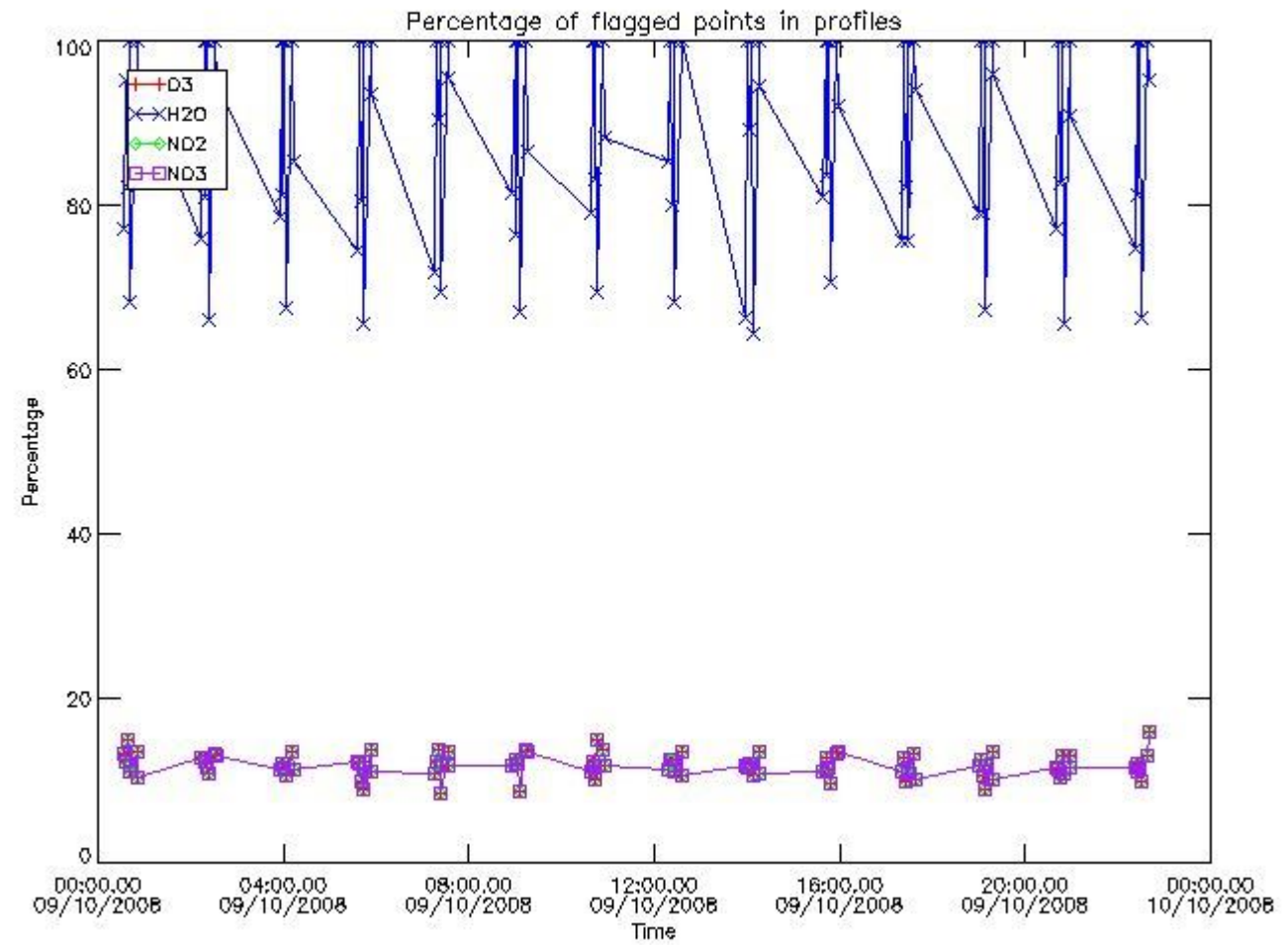
220	GOM_NL__2PRFIN20081009_172642_000000442072_00442_34564_2913.N1	09-OCT-2008 17:26:42	Dark	44.000	161	Tau Pup	2.9310	4500.0	88	34564	No
221	GOM_NL__2PRFIN20081009_172805_000000482072_00442_34564_2914.N1	09-OCT-2008 17:28:05	Dark	47.500	2	Alp Car	-0.73600	7000.0	95	34564	No
222	GOM_NL__2PRFIN20081009_173632_000000392072_00442_34564_2915.N1	09-OCT-2008 17:36:32	Dark	38.500	143	Alp Hyi	2.8570	7200.0	77	34564	No
223	GOM_NL__2PRFIN20081009_173759_000000512072_00442_34564_2916.N1	09-OCT-2008 17:37:59	Dark	50.500	9	Alp Eri	0.45300	24000.	101	34564	No
224	GOM_NL__2PRFIN20081009_174014_000000472072_00442_34564_2917.N1	09-OCT-2008 17:40:14	Straylight	46.500	157	The1Eri	2.9060	9300.0	93	34564	No
225	GOM_NL__2PRFIN20081009_174949_000000462072_00442_34564_2918.N1	09-OCT-2008 17:49:49	Straylight	45.500	52	16Bet Cet	2.0370	4500.0	91	34564	No
226	GOM_NL__2PRFIN20081009_175942_000000382072_00442_34564_2919.N1	09-OCT-2008 17:59:42	Bright	37.500	140	88Gam Peg	2.8340	26000.	75	34564	No
227	GOM_NL__2PRFIN20081009_180343_000000382072_00442_34564_2920.N1	09-OCT-2008 18:03:43	Bright	38.000	58	21Alp And	2.0730	11000.	76	34564	No
228	GOM_NL__2PRFIN20081009_180641_000000452072_00442_34564_2921.N1	09-OCT-2008 18:06:41	Bright	44.500	53	43Bet And	2.0480	3300.0	89	34564	No
229	GOM_NL__2PRFIN20081009_181159_000000392072_00442_34564_2922.N1	09-OCT-2008 18:11:59	Bright	38.500	68	18Alp Cas	2.2250	4500.0	77	34564	No
230	GOM_NL__2PRFIN20081009_181323_000000382072_00442_34564_2923.N1	09-OCT-2008 18:13:23	Bright	38.000	76	27Gam Cas	2.3000	30000.	76	34564	No
231	GOM_NL__2PRFIN20081009_182041_000000362072_00442_34564_2924.N1	09-OCT-2008 18:20:41	Bright	36.000	49	1Alp UMi	1.9900	6300.0	72	34564	No
232	GOM_NL__2PRFIN20081009_182851_000000352072_00442_34564_2925.N1	09-OCT-2008 18:28:51	Bright	35.000	36	50Alp UMa	1.8000	6300.0	70	34564	No
233	GOM_NL__2PRFIN20081009_183023_000000352072_00442_34564_2926.N1	09-OCT-2008 18:30:23	Bright	35.000	82	48Bet UMa	2.3650	10600.	70	34564	No
234	GOM_NL__2PRFIN20081009_183342_000000342072_00442_34564_2927.N1	09-OCT-2008 18:33:42	Bright	33.500	174	52Psi UMa	3.0040	4400.0	67	34564	No
235	GOM_NL__2PRFIN20081009_184029_000000412072_00442_34564_2928.N1	09-OCT-2008 18:40:29	Bright	40.500	166	17Eps Leo	2.9800	6000.0	81	34564	No
236	GOM_NL__2PRFIN20081009_184339_000000362072_00442_34564_2929.N1	09-OCT-2008 18:43:39	Bright	36.000	22	32Alp Leo	1.3600	15200.	72	34564	No
237	GOM_NL__2PRFIN20081009_185036_000000522072_00442_34564_2930.N1	09-OCT-2008 18:50:36	Twilight	51.500	48	30Alp Hya	1.9770	4100.0	103	34564	No
238	GOM_NL__2PRFIN20081009_190014_000000442072_00442_34564_2931.N1	09-OCT-2008 19:00:14	Dark	43.500	65	Lam Vel	2.2040	4400.0	87	34564	No
239	GOM_NL__2PRFIN20081009_190312_000000412072_00442_34564_2932.N1	09-OCT-2008 19:03:12	Dark	41.000	34	Gam2Vel	1.7930	23000.	82	34564	No
240	GOM_NL__2PRFIN20081009_190501_000000482072_00443_34565_2936.N1	09-OCT-2008 19:05:01	Dark	48.000	41	Eps Car	1.8600	4100.0	96	34565	No
241	GOM_NL__2PRFIN20081009_190719_000000432072_00443_34565_2937.N1	09-OCT-2008 19:07:19	Dark	43.000	161	Tau Pup	2.9310	4500.0	86	34565	No
242	GOM_NL__2PRFIN20081009_190842_000000572072_00443_34565_2938.N1	09-OCT-2008 19:08:42	Dark	57.000	2	Alp Car	-0.73600	7000.0	114	34565	No
243	GOM_NL__2PRFIN20081009_191709_000000382072_00443_34565_2939.N1	09-OCT-2008 19:17:09	Dark	37.500	143	Alp Hyi	2.8570	7200.0	75	34565	No
244	GOM_NL__2PRFIN20081009_191836_000000502072_00443_34565_2940.N1	09-OCT-2008 19:18:36	Dark	49.500	9	Alp Eri	0.45300	24000.	99	34565	No
245	GOM_NL__2PRFIN20081009_192050_000000482072_00443_34565_2941.N1	09-OCT-2008 19:20:50	Straylight	47.500	157	The1Eri	2.9060	9300.0	95	34565	No
246	GOM_NL__2PRFIN20081009_193026_000000442072_00443_34565_2942.N1	09-OCT-2008 19:30:26	Straylight	44.000	52	16Bet Cet	2.0370	4500.0	88	34565	No
247	GOM_NL__2PRFIN20081009_194018_000000372072_00443_34565_2943.N1	09-OCT-2008 19:40:18	Bright	36.500	140	88Gam Peg	2.8340	26000.	73	34565	No
248	GOM_NL__2PRFIN20081009_194419_000000452072_00443_34565_2944.N1	09-OCT-2008 19:44:19	Bright	45.000	58	21Alp And	2.0730	11000.	90	34565	No
249	GOM_NL__2PRFIN20081009_194717_000000412072_00443_34565_2945.N1	09-OCT-2008 19:47:17	Bright	41.000	53	43Bet And	2.0480	3300.0	82	34565	No
250	GOM_NL__2PRFIN20081009_195234_000000432072_00443_34565_2946.N1	09-OCT-2008 19:52:34	Bright	43.000	68	18Alp Cas	2.2250	4500.0	86	34565	No
251	GOM_NL__2PRFIN20081009_195358_000000392072_00443_34565_2947.N1	09-OCT-2008 19:53:58	Bright	39.000	76	27Gam Cas	2.3000	30000.	78	34565	No
252	GOM_NL__2PRFIN20081009_200117_000000362072_00443_34565_2948.N1	09-OCT-2008 20:01:17	Bright	36.000	49	1Alp UMi	1.9900	6300.0	72	34565	No
253	GOM_NL__2PRFIN20081009_200927_000000392072_00443_34565_2949.N1	09-OCT-2008 20:09:27	Bright	38.500	36	50Alp UMa	1.8000	6300.0	77	34565	No
254	GOM_NL__2PRFIN20081009_201059_000000342072_00443_34565_2950.N1	09-OCT-2008 20:10:59	Bright	34.000	82	48Bet UMa	2.3650	10600.	68	34565	No
255	GOM_NL__2PRFIN20081009_201418_000000362072_00443_34565_2951.N1	09-OCT-2008 20:14:18	Bright	36.000	174	52Psi UMa	3.0040	4400.0	72	34565	No
256	GOM_NL__2PRFIN20081009_202105_000000402072_00443_34565_2952.N1	09-OCT-2008 20:21:05	Bright	39.500	166	17Eps Leo	2.9800	6000.0	79	34565	No
257	GOM_NL__2PRFIN20081009_202415_000000392072_00443_34565_2953.N1	09-OCT-2008 20:24:15	Bright	39.000	22	32Alp Leo	1.3600	15200.	78	34565	No
258	GOM_NL__2PRFIN20081009_203113_000000492072_00443_34565_2954.N1	09-OCT-2008 20:31:13	Twilight	48.500	48	30Alp Hya	1.9770	4100.0	97	34565	No
259	GOM_NL__2PRFIN20081009_204051_000000492072_00443_34565_2955.N1	09-OCT-2008 20:40:51	Dark	48.500	65	Lam Vel	2.2040	4400.0	97	34565	No
260	GOM_NL__2PRFIN20081009_204348_000000452072_00443_34565_2956.N1	09-OCT-2008 20:43:48	Dark	45.000	34	Gam2Vel	1.7930	23000.	90	34565	No
261	GOM_NL__2PRFIN20081009_204538_000000502072_00444_34566_2952.N1	09-OCT-2008 20:45:38	Dark	49.500	41	Eps Car	1.8600	4100.0	99	34566	No
262	GOM_NL__2PRFIN20081009_204755_000000432072_00444_34566_2953.N1	09-OCT-2008 20:47:55	Dark	43.000	161	Tau Pup	2.9310	4500.0	86	34566	No
263	GOM_NL__2PRFIN20081009_204918_000000472072_00444_34566_2954.N1	09-OCT-2008 20:49:18	Dark	47.000	2	Alp Car	-0.73600	7000.0	94	34566	No
264	GOM_NL__2PRFIN20081009_205745_000000392072_00444_34566_2955.N1	09-OCT-2008 20:57:45	Dark	39.000	143	Alp Hyi	2.8570	7200.0	78	34566	No
265	GOM_NL__2PRFIN20081009_205912_000000452072_00444_34566_2956.N1	09-OCT-2008 20:59:12	Dark	44.500	9	Alp Eri	0.45300	24000.	89	34566	No
266	GOM_NL__2PRFIN20081009_210127_000000472072_00444_34566_2957.N1	09-OCT-2008 21:01:27	Straylight	47.000	157	The1Eri	2.9060	9300.0	94	34566	No
267	GOM_NL__2PRFIN20081009_211102_000000452072_00444_34566_2958.N1	09-OCT-2008 21:11:02	Straylight	44.500	52	16Bet Cet	2.0370	4500.0	89	34566	No
268	GOM_NL__2PRFIN20081009_212054_000000372072_00444_34566_2959.N1	09-OCT-2008 21:20:54	Bright	37.000	140	88Gam Peg	2.8340	26000.	74	34566	No
269	GOM_NL__2PRFIN20081009_212455_000000372072_00444_34566_2960.N1	09-OCT-2008 21:24:55	Bright	36.500	58	21Alp And	2.0730	11000.	73	34566	No
270	GOM_NL__2PRFIN20081009_212752_000000442072_00444_34566_2961.N1	09-OCT-2008 21:27:52	Bright	44.000	53	43Bet And	2.0480	3300.0	88	34566	No
271	GOM_NL__2PRFIN20081009_213310_000000392072_00444_34566_2962.N1	09-OCT-2008 21:33:10	Bright	38.500	68	18Alp Cas	2.2250	4500.0	77	34566	No
272	GOM_NL__2PRFIN20081009_213434_000000392072_00444_34566_2963.N1	09-OCT-2008 21:34:34	Bright	39.000	76	27Gam Cas	2.3000	30000.	78	34566	No
273	GOM_NL__2PRFIN20081009_214153_000000362072_00444_34566_2964.N1	09-OCT-2008 21:41:53	Bright	36.000	49	1Alp UMi	1.9900	6300.0	72	34566	No
274	GOM_NL__2PRFIN20081009_215002_000000382072_00444_34566_2965.N1	09-OCT-2008 21:50:02	Bright	37.500	36	50Alp UMa	1.8000	6300.0	75	34566	No
275	GOM_NL__2PRFIN20081009_215135_000000362072_00444_34566_2966.N1	09-OCT-2008 21:51:35	Bright	36.000	82	48Bet UMa	2.3650	10600.	72	34566	No
276	GOM_NL__2PRFIN20081009_215454_000000332072_00444_34566_2967.N1	09-OCT-2008 21:54:54	Bright	32.500	174	52Psi UMa	3.0040	4400.0	65	34566	No
277	GOM_NL__2PRFIN20081009_220141_000000392072_00444_34566_2968.N1	09-OCT-2008 22:01:41	Bright	38.500	166	17Eps Leo	2.9800	6000.0	77	34566	No
278	GOM_NL__2PRFIN20081009_220451_000000392072_00444_34566_2969.N1	09-OCT-2008 22:04:51	Bright	38.500	22	32Alp Leo	1.3600	15200.	77	34566	No

279	GOM_NL__2PRFIN20081009_221149_000000502072_00444_34566_2970.N1	09-OCT-2008 22:11:49	Twilight	50.000	48	30Alp Hya	1.9770	4100.0	100	34566	No
280	GOM_NL__2PRFIN20081009_222127_000000442072_00444_34566_2971.N1	09-OCT-2008 22:21:27	Dark	44.000	65	Lam Vel	2.2040	4400.0	88	34566	No
281	GOM_NL__2PRFIN20081009_222425_000000422072_00444_34566_2972.N1	09-OCT-2008 22:24:25	Dark	42.000	34	Gam2Vel	1.7930	23000.	84	34566	No
282	GOM_NL__2PRFIN20081009_222614_000000512072_00445_34567_2965.N1	09-OCT-2008 22:26:14	Dark	51.000	41	Eps Car	1.8600	4100.0	102	34567	No
283	GOM_NL__2PRFIN20081009_222832_000000442072_00445_34567_2966.N1	09-OCT-2008 22:28:32	Dark	44.000	161	Tau Pup	2.9310	4500.0	88	34567	No
284	GOM_NL__2PRFIN20081009_222955_000000512072_00445_34567_2967.N1	09-OCT-2008 22:29:55	Dark	51.000	2	Alp Car	-0.73600	7000.0	102	34567	No
285	GOM_NL__2PRFIN20081009_223821_000000392072_00445_34567_2968.N1	09-OCT-2008 22:38:21	Dark	39.000	143	Alp Hyi	2.8570	7200.0	78	34567	No
286	GOM_NL__2PRFIN20081009_223948_000000422072_00445_34567_2969.N1	09-OCT-2008 22:39:48	Dark	41.500	9	Alp Eri	0.45300	24000.	83	34567	No
287	GOM_NL__2PRFIN20081009_224203_000000472072_00445_34567_2970.N1	09-OCT-2008 22:42:03	Straylight	46.500	157	The1Eri	2.9060	9300.0	93	34567	No
288	GOM_NL__2PRFIN20081009_225138_000000452072_00445_34567_2971.N1	09-OCT-2008 22:51:38	Straylight	44.500	52	16Bet Cet	2.0370	4500.0	89	34567	No
289	GOM_NL__2PRFIN20081009_230130_000000372072_00445_34567_2972.N1	09-OCT-2008 23:01:30	Bright	37.000	140	88Gam Peg	2.8340	26000.	74	34567	No
290	GOM_NL__2PRFIN20081009_230531_000000382072_00445_34567_2973.N1	09-OCT-2008 23:05:31	Bright	38.000	58	21Alp And	2.0730	11000.	76	34567	No
291	GOM_NL__2PRFIN20081009_230827_000000422072_00445_34567_2974.N1	09-OCT-2008 23:08:27	Bright	42.000	53	43Bet And	2.0480	3300.0	84	34567	No
292	GOM_NL__2PRFIN20081009_231346_000000372072_00445_34567_2975.N1	09-OCT-2008 23:13:46	Bright	36.500	68	18Alp Cas	2.2250	4500.0	73	34567	No
293	GOM_NL__2PRFIN20081009_231510_000000392072_00445_34567_2976.N1	09-OCT-2008 23:15:10	Bright	38.500	76	27Gam Cas	2.3000	30000.	77	34567	No
294	GOM_NL__2PRFIN20081009_232229_000000362072_00445_34567_2977.N1	09-OCT-2008 23:22:29	Bright	36.000	49	1Alp UMi	1.9900	6300.0	72	34567	No
295	GOM_NL__2PRFIN20081009_233038_000000372072_00445_34567_2978.N1	09-OCT-2008 23:30:38	Bright	37.000	36	50Alp UMa	1.8000	6300.0	74	34567	No
296	GOM_NL__2PRFIN20081009_233211_000000352072_00445_34567_2979.N1	09-OCT-2008 23:32:11	Bright	35.000	82	48Bet UMa	2.3650	10600.	70	34567	No
297	GOM_NL__2PRFIN20081009_233530_000000342072_00445_34567_2980.N1	09-OCT-2008 23:35:30	Bright	33.500	174	52Psi UMa	3.0040	4400.0	67	34567	No
298	GOM_NL__2PRFIN20081009_234217_000000392072_00445_34567_2981.N1	09-OCT-2008 23:42:17	Bright	39.000	166	17Eps Leo	2.9800	6000.0	78	34567	No
299	GOM_NL__2PRFIN20081009_234527_000000392072_00445_34567_2982.N1	09-OCT-2008 23:45:27	Bright	38.500	22	32Alp Leo	1.3600	15200.	77	34567	No
300	GOM_NL__2PRFIN20081009_235226_000000492072_00445_34567_2983.N1	09-OCT-2008 23:52:26	Twilight	49.000	48	30Alp Hya	1.9770	4100.0	98	34567	No

3. Quality information per product


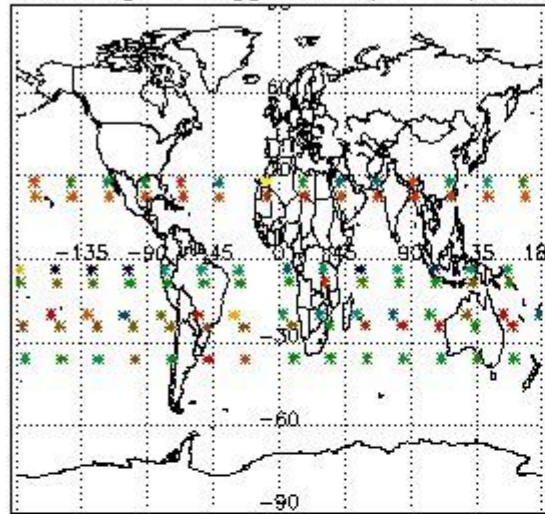
In this section it is plotted some information contained in the Quality Summary data set of the level 2 products. Only products in dark limb conditions and without errors (error flag in the MPH set to "0") are used.

3.1 Plot quality information per product (time dependant)

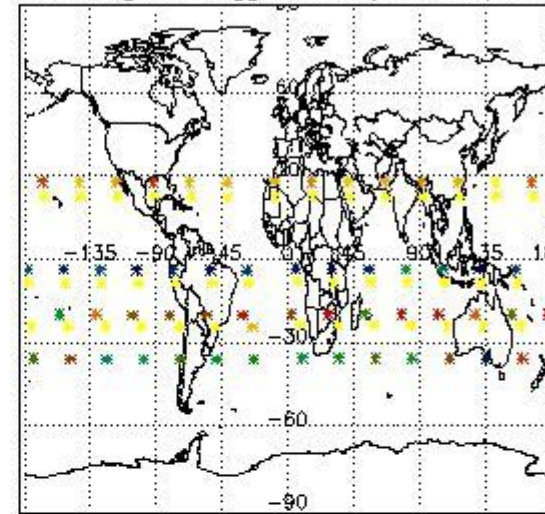


3.2 Plot quality information per product (world map)

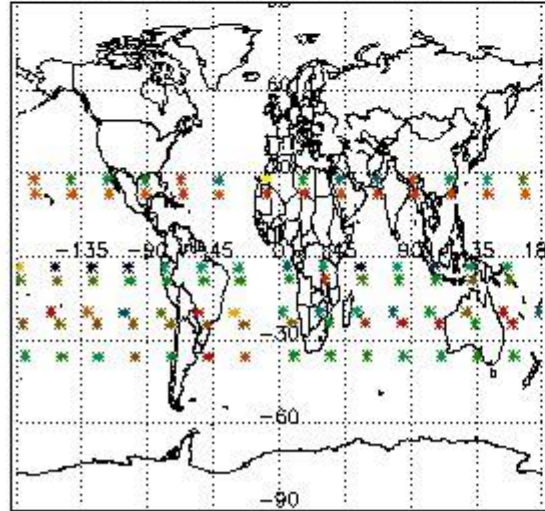
Percentage of flagged data per O3 profile



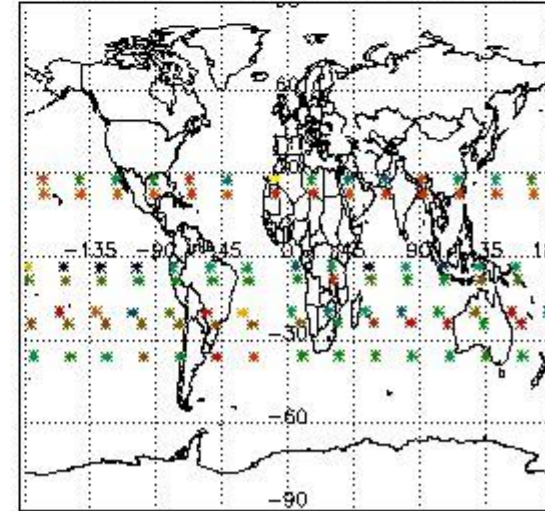
Percentage of flagged data per H2O profile



Percentage of flagged data per NO2 profile



Percentage of flagged data per NO3 profile

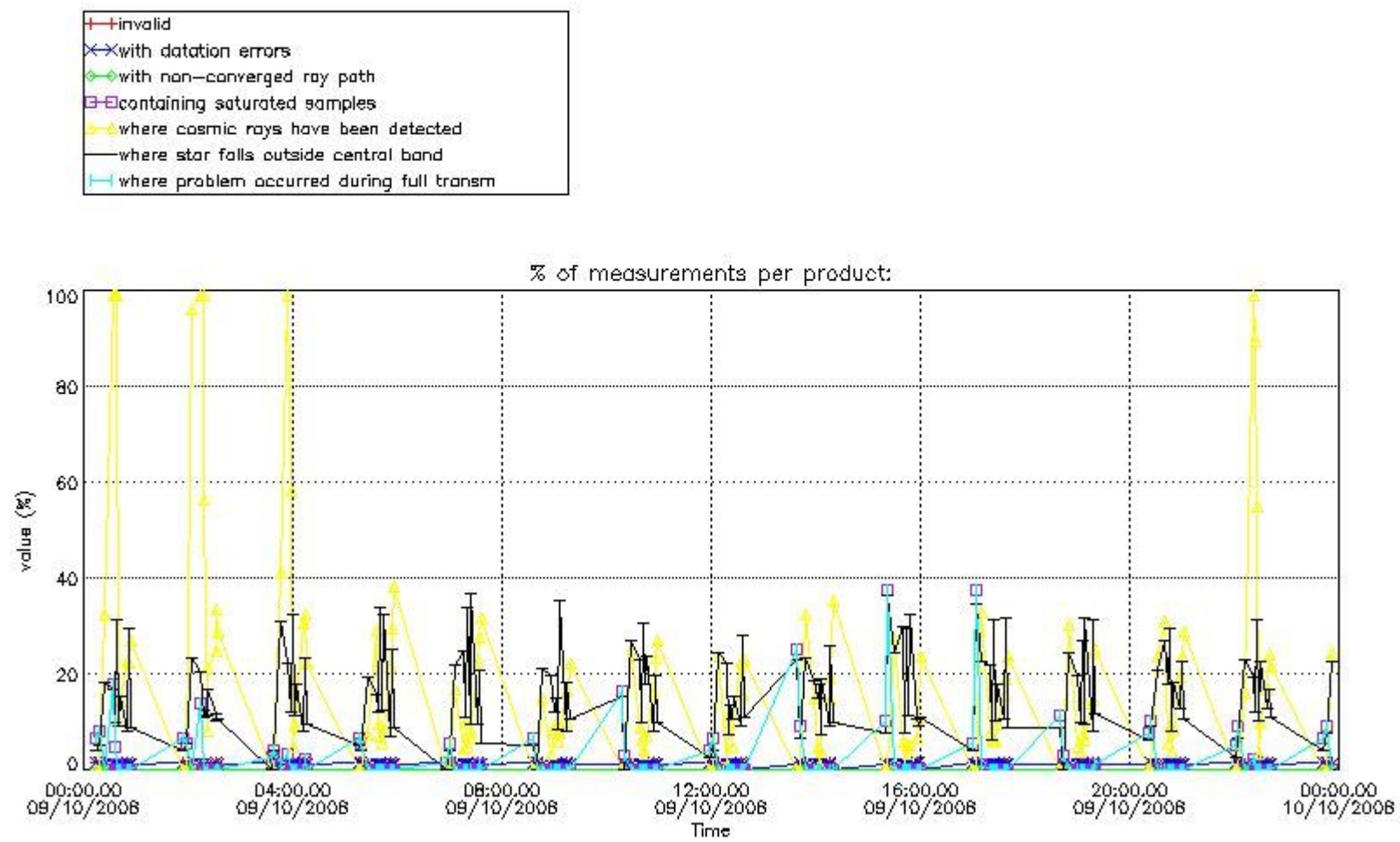


4. Level 1 quality information per product

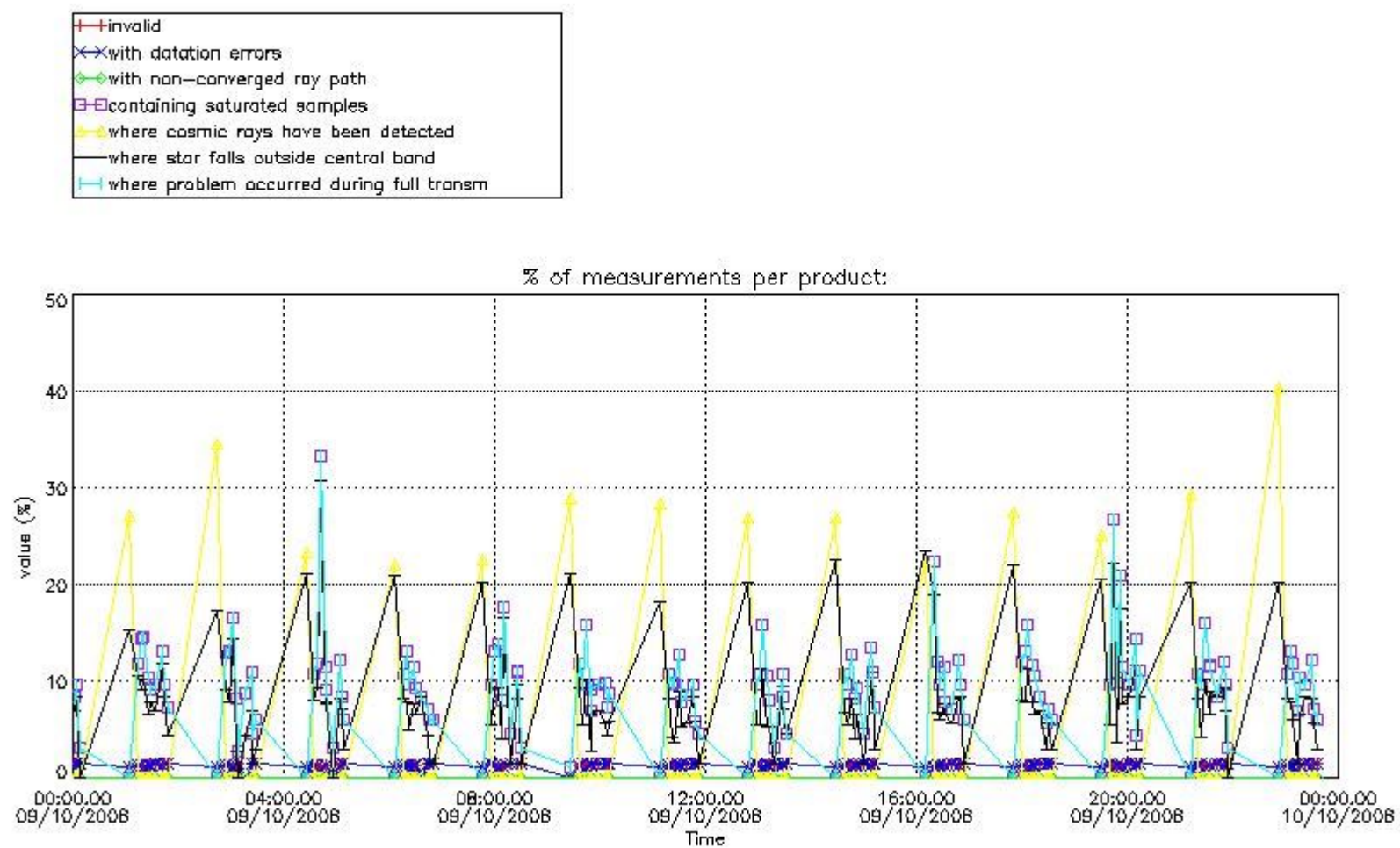
In this section it is plotted some information contained in the Quality Summary data set of the level 2 products that comes from the level 1b processing. Products without errors (error flag in the MPH set to "0") are used.

4.1 Plot quality information per product (time dependant) coming from level 1b processing

4.1.1 Plot level 1 quality information per product (time dependant): ENVISAT ASCENDING passes



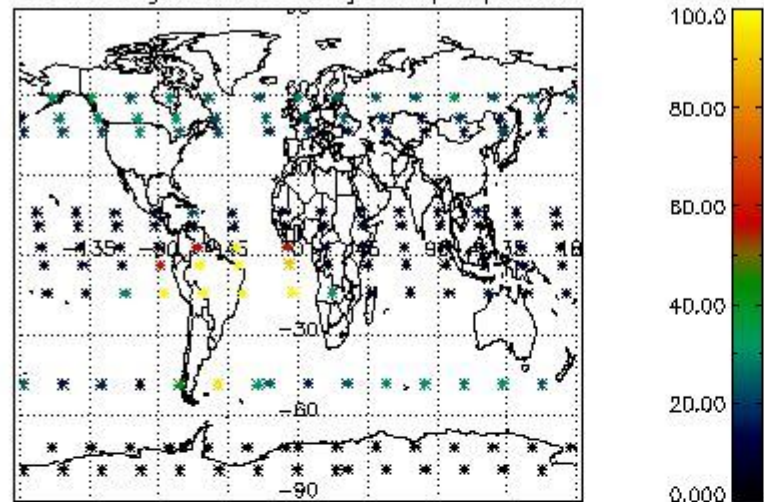
4.1.2 Plot level 1 quality information per product (time dependant): ENVI SAT DESCENDING passes



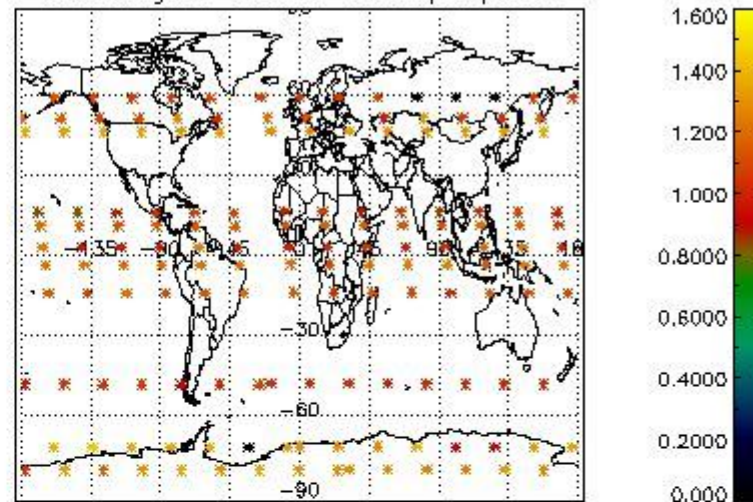
4.2 Plot quality information per product coming from level 1b processing (world map)

4.2.1 Plot level 1 quality information per product (world map): ENVISAT ASCENDING passes

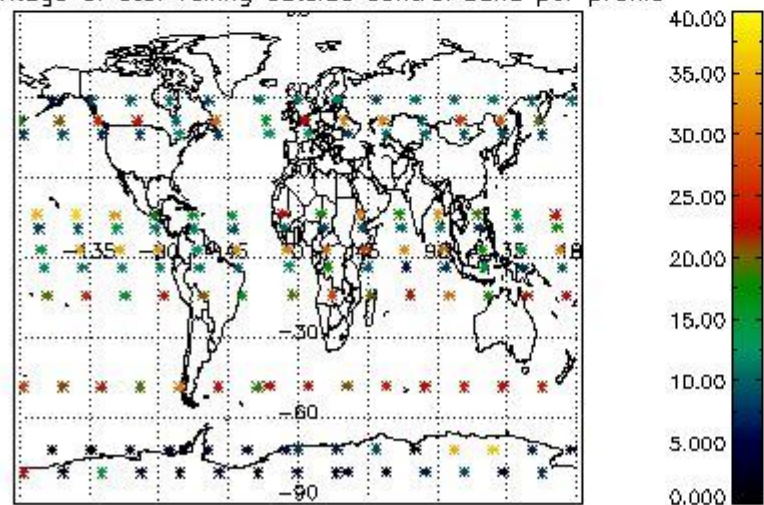
Percentage of cosmic ray hits per profile



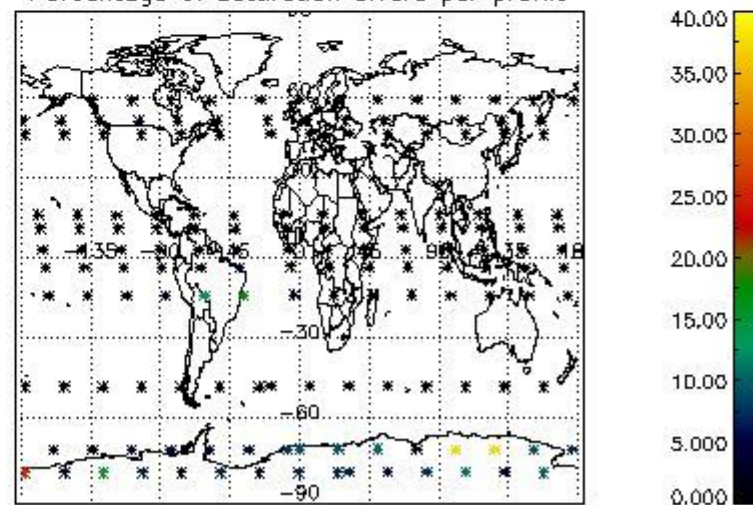
Percentage of datation errors per profile



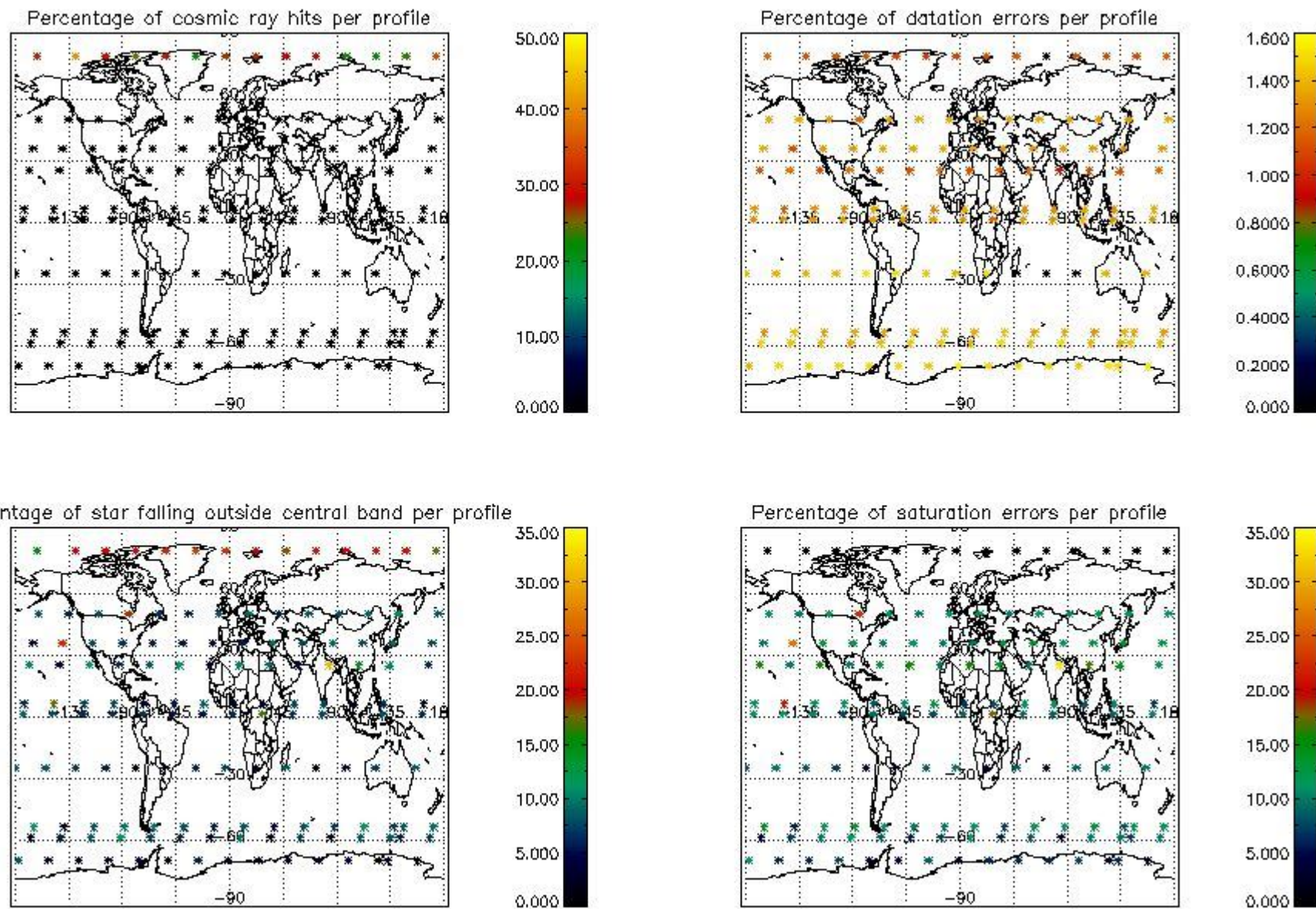
Percentage of star falling outside central band per profile



Percentage of saturation errors per profile



4.2.2 Plot level 1 quality information per product (world map): ENVISAT DESCENDING passes



5. Trace gas profiles

5.1 Ozone statistics based on quality of products

The final quality of the products can be "measured" using the STD (Standard Deviation) attached to every point profile. This information is written to the parameter GOM_NL__2P/NL_LOCAL_SPECIES_DENSITY/o3_std of the level 2 products. The table below shows the statistics for given STD ranges.

The statistics are given with respect to the overall valid production:

- Products without fatal errors: GOM_NL__2P/MPH/PRODUCT_ERR=0
- Valid point profile: GOM_NL__2P/NL_LOCAL_SPECIES_DENSITY/pcd(0)=0

The 'Criteria' is applied to valid points of dark limb products:

- Products in dark limb illumination condition: GOM_NL__2P/NL_SUMMARY_QUALITY/obs_ill_cond=0
- Products without fatal errors: GOM_NL__2P/MPH/PRODUCT_ERR=0
- Valid point profile: GOM_NL__2P/NL_LOCAL_SPECIES_DENSITY/pcd(0)=0

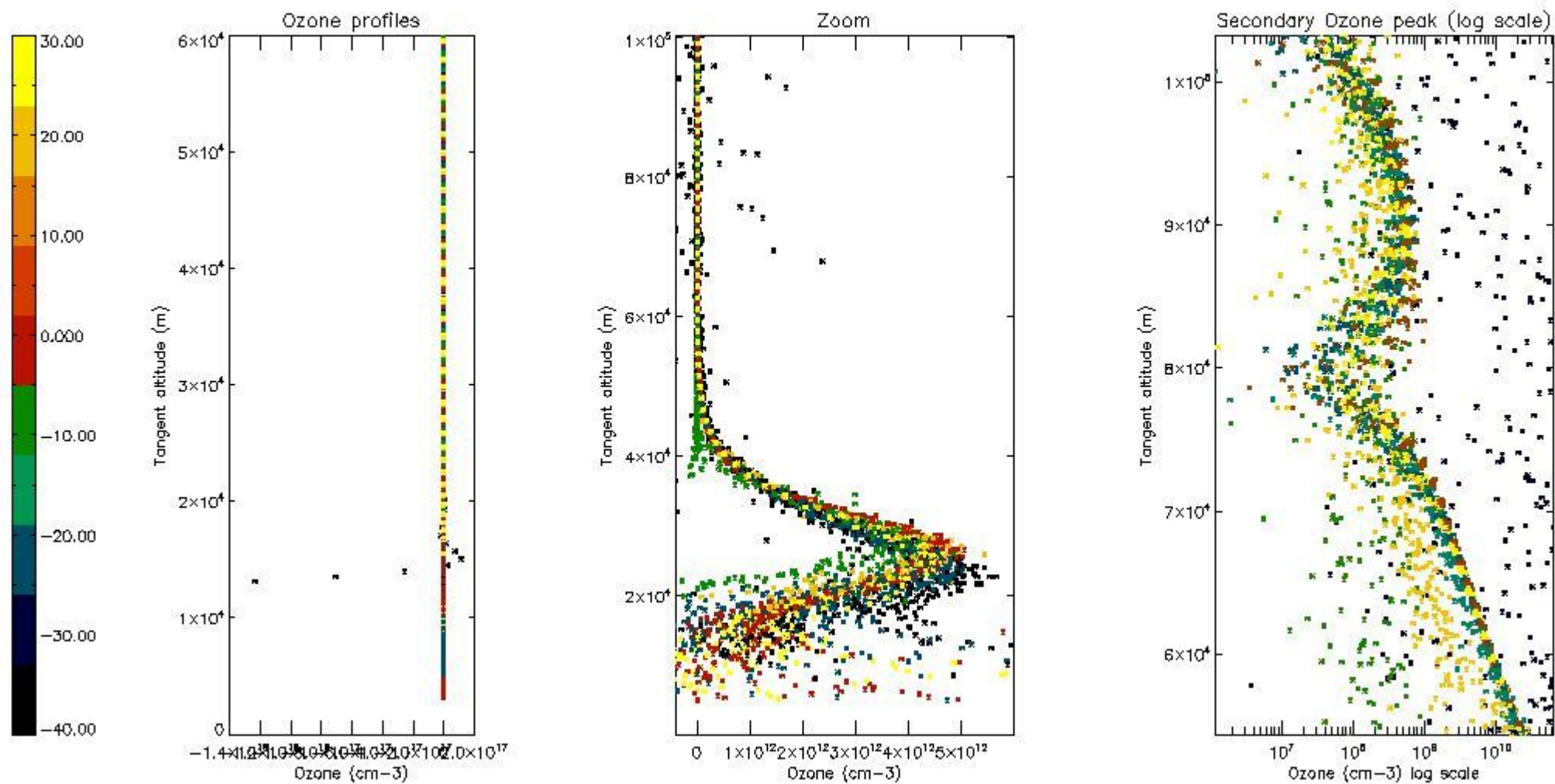
So, the table below shows the percentage of dark limb and valid observations for each criteria with respect to the overall valid daily observations.

Criteria	% of total production
All STD	36
STD < 20	18

STD < 10	14
STD < 5	9

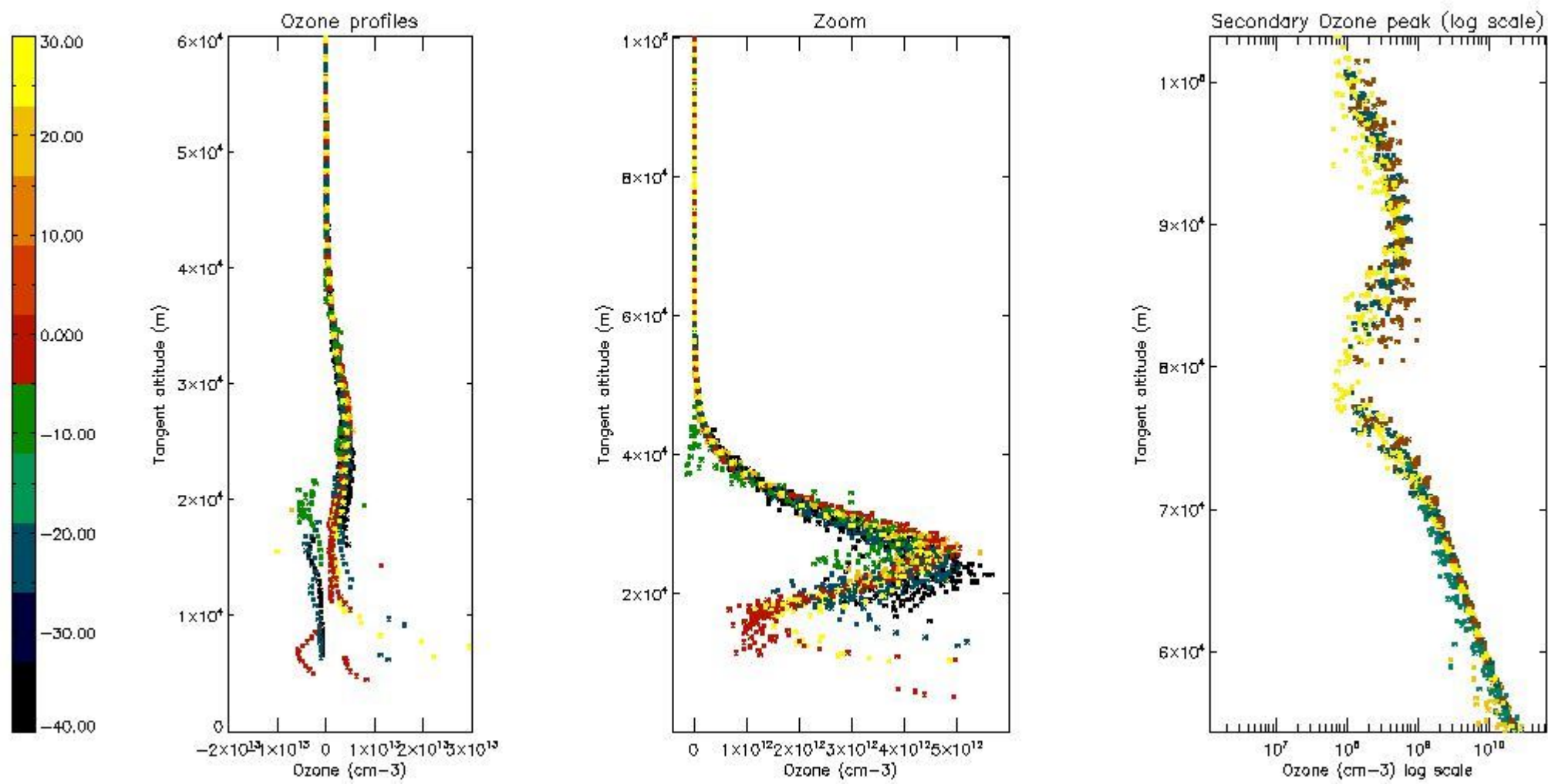
5.2 Plot ozone profiles for all STD (dark without errors)

The colorbar represents the latitude.



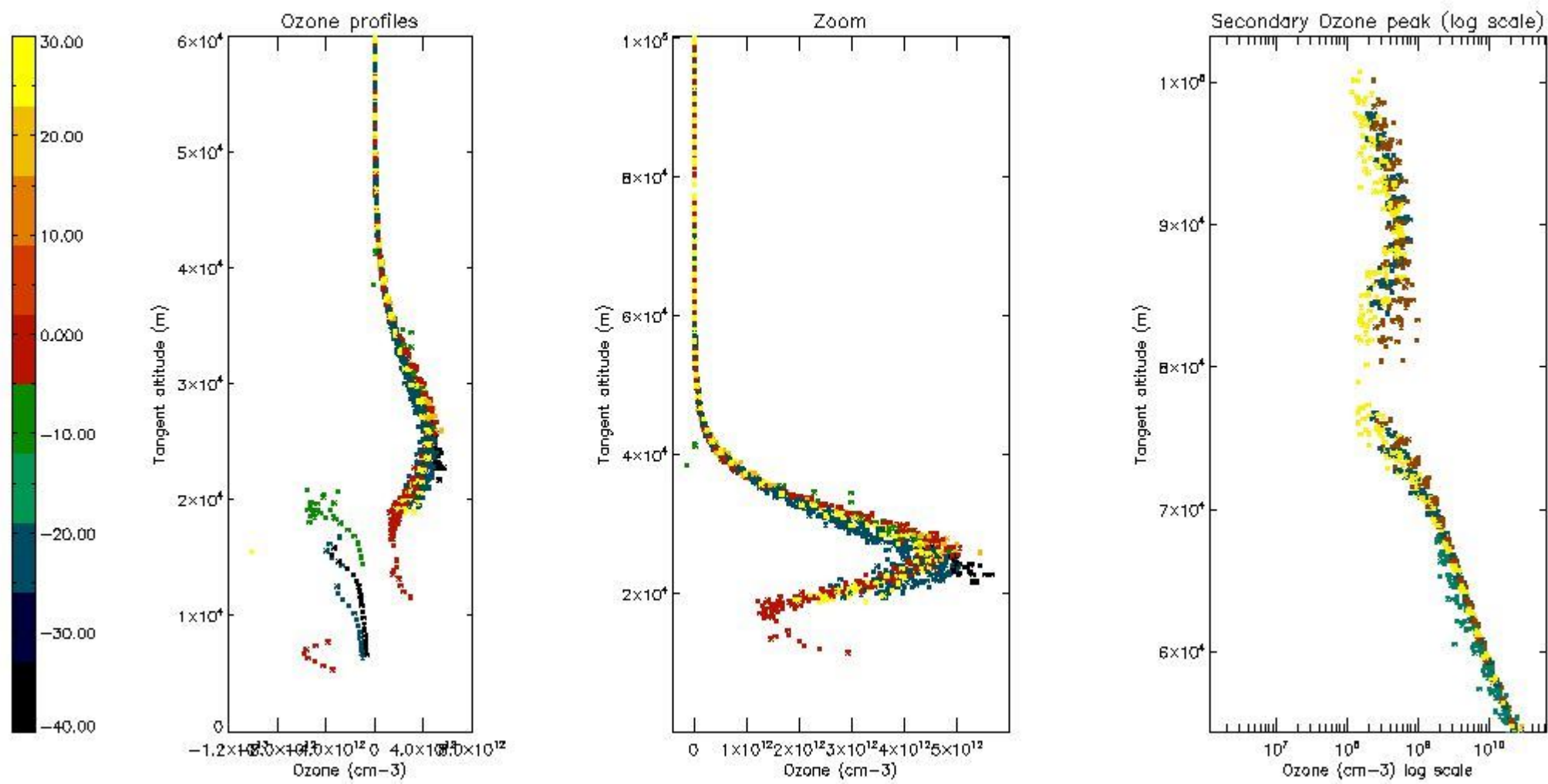
5.3 Plot ozone profiles where STD < 20% (dark without errors)

The colorbar represents the latitude.



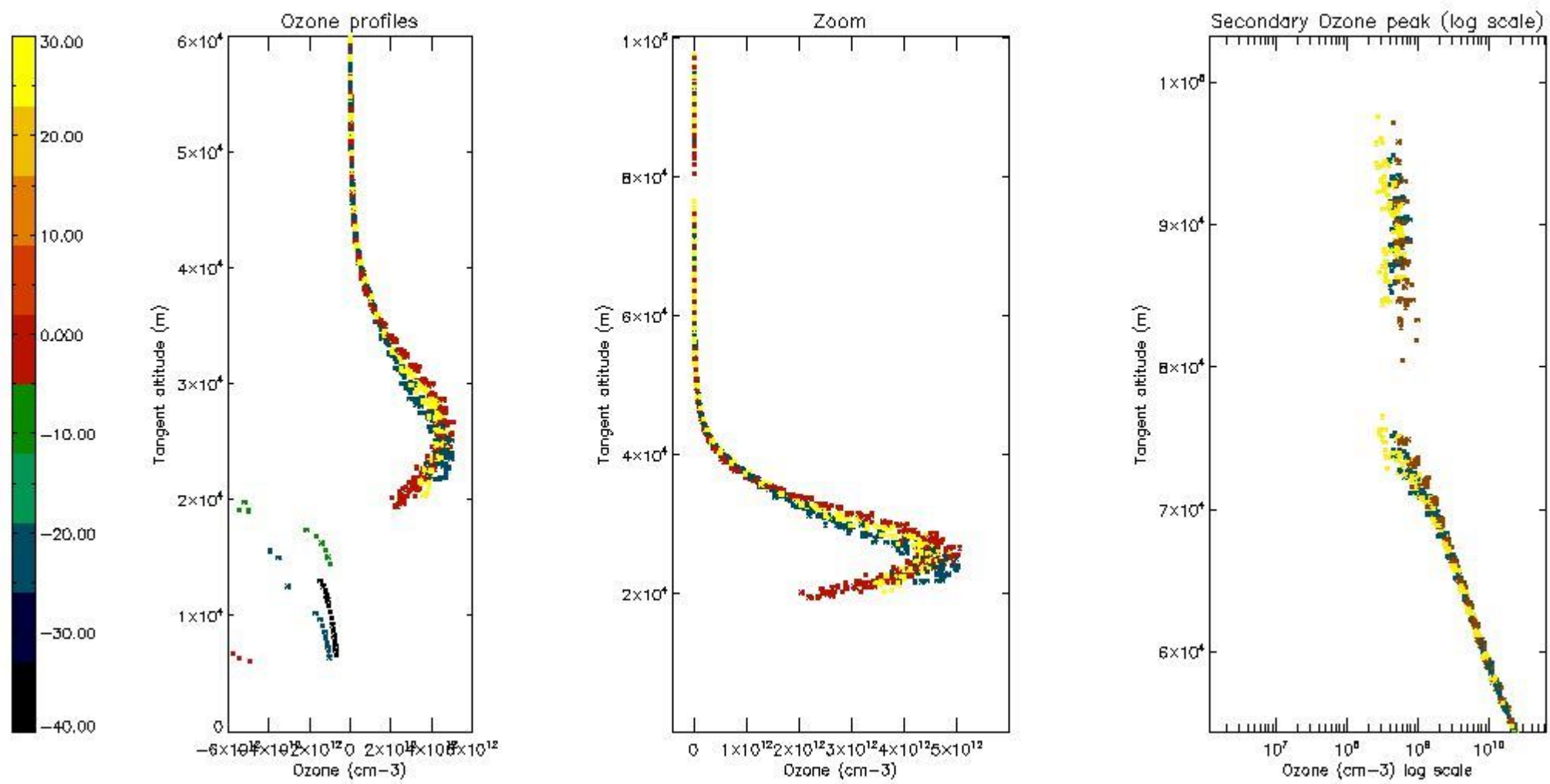
5.4 Plot ozone profiles where $STD < 10\%$ (dark without errors)

The colorbar represents the latitude.



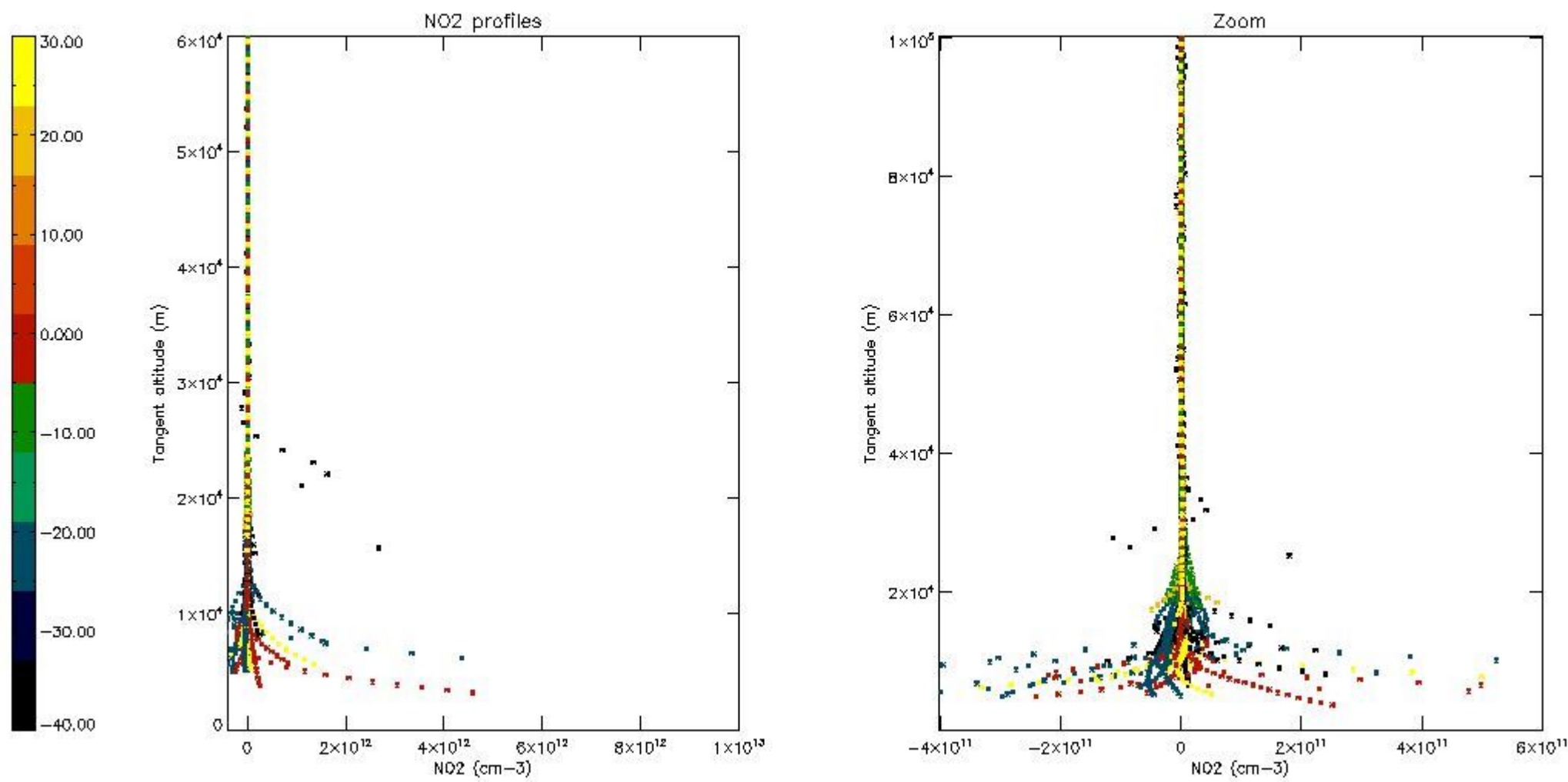
5.5 Plot ozone profiles where STD < 5% (dark without errors)

The colorbar represents the latitude.



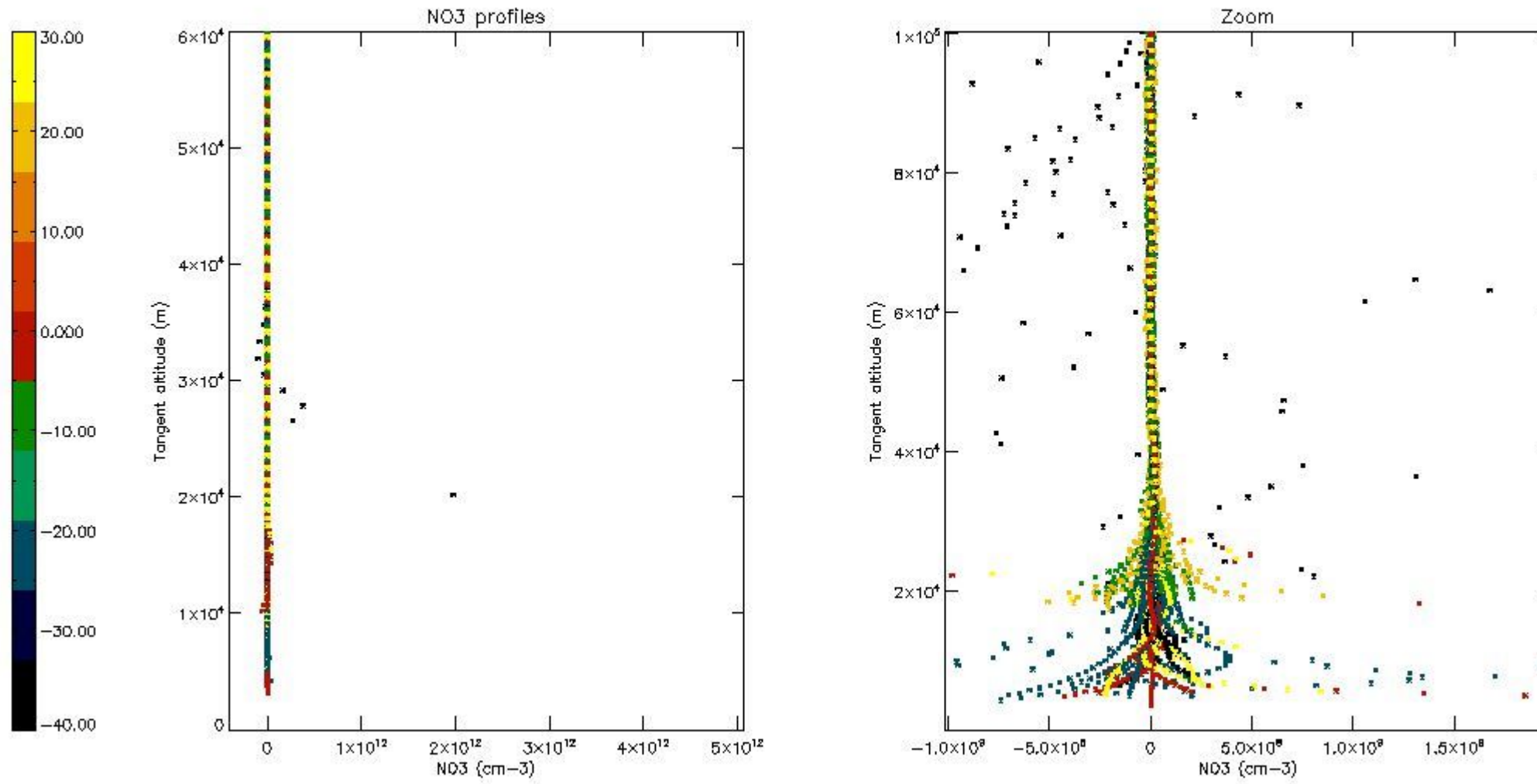
5.6 Plot NO₂ profiles for all STD (dark without errors)

The colorbar represents the latitude.



5.7 Plot NO3 profiles for all STD (dark without errors)

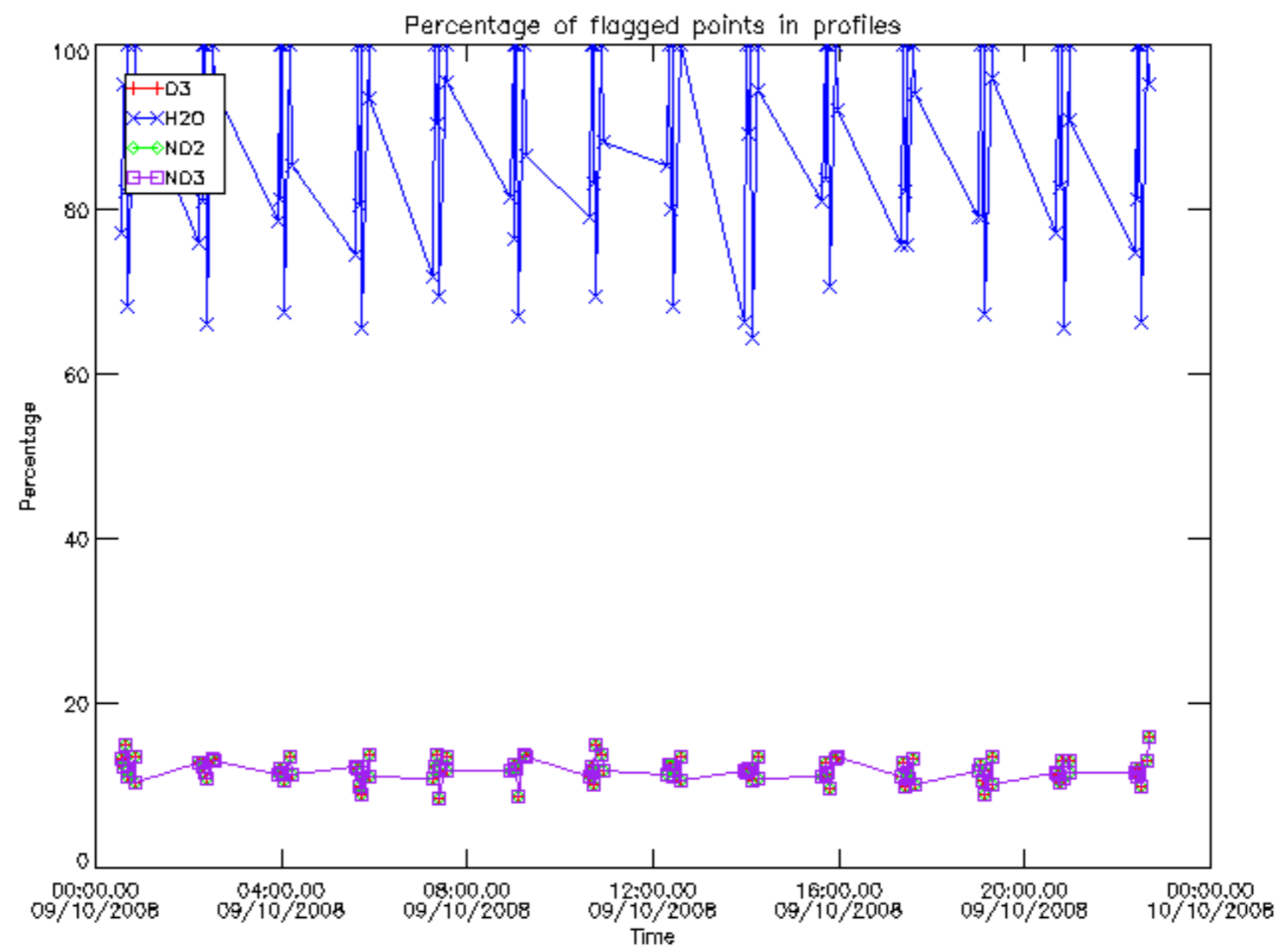
The colorbar represents the latitude.



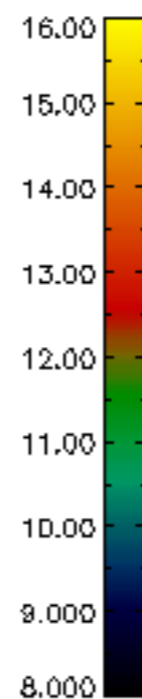
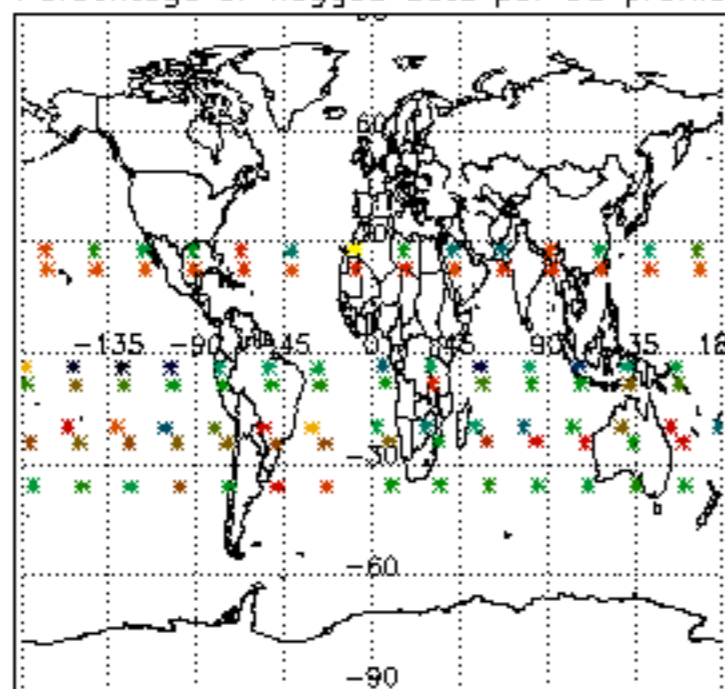
6. Auxiliary Data Files used for the production reported in section 2

The number reported in the third column indicates since which file (see list in section 2) the corresponding auxiliary file has been used. The fourth column is the date of those product files.

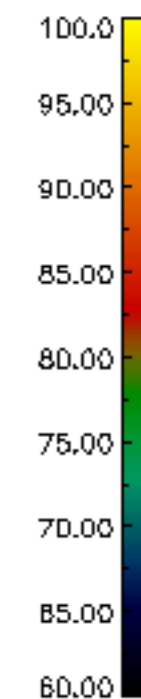
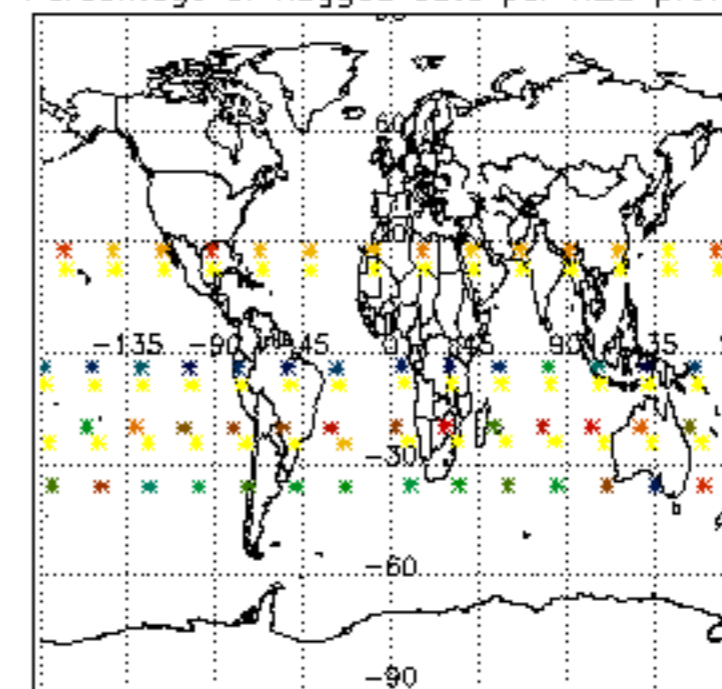
Type	Auxiliary Filename	Used since product	Used since product date
INST_PHYS_CHARACTERISTICS	GOM_INS_AXVIEC20091111_143220_20030716_120000_20500101_000000	1	09-OCT-2008 00:02:15
LEVEL-2_PROC_CONFIG	GOM_PR2_AXVIEC20091111_152718_20020301_000000_20500101_000000	1	09-OCT-2008 00:02:15
CROSS_SECTIONS_FILE	GOM_CRS_AXVIEC20091111_154832_20020301_000000_20500101_000000	1	09-OCT-2008 00:02:15



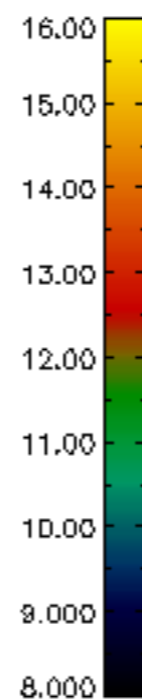
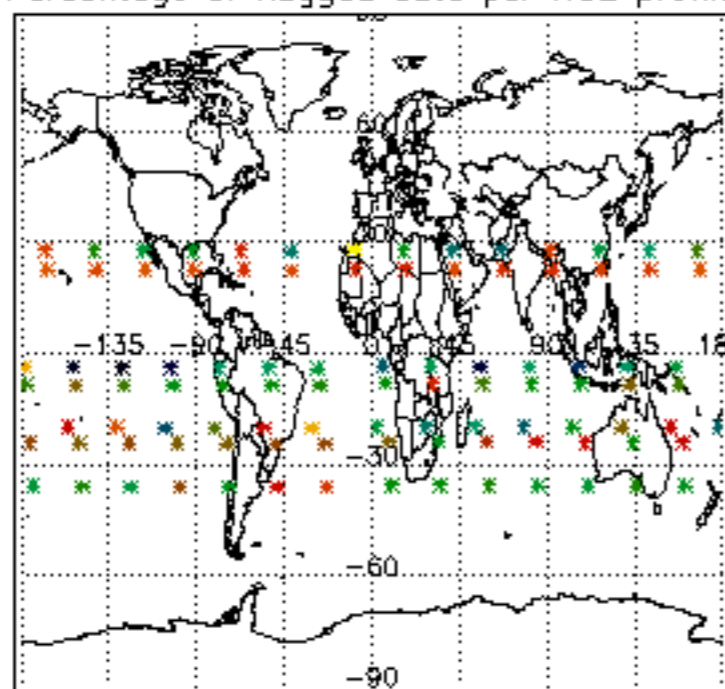
Percentage of flagged data per D3 profile



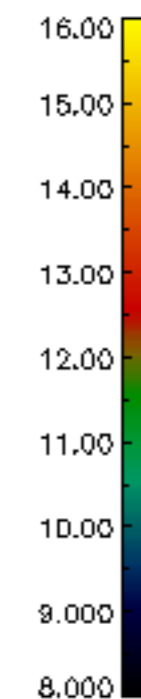
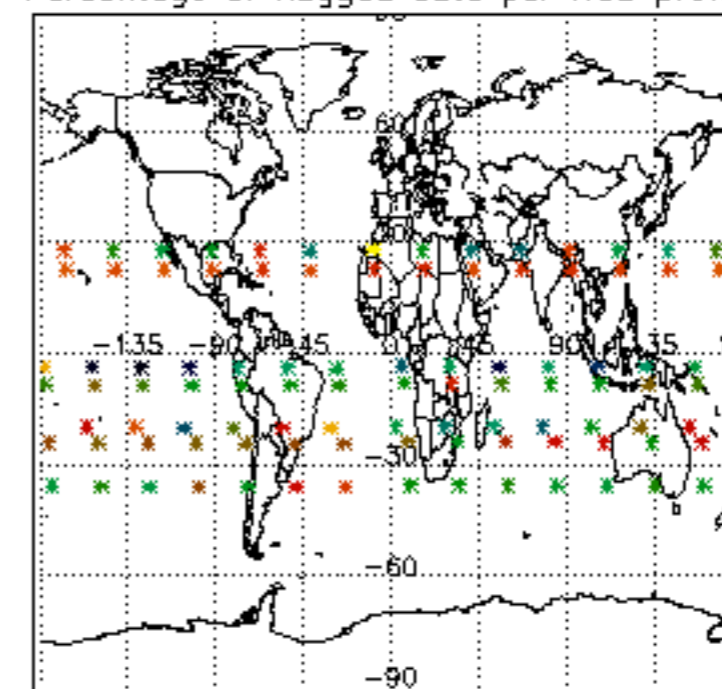
Percentage of flagged data per H2O profile

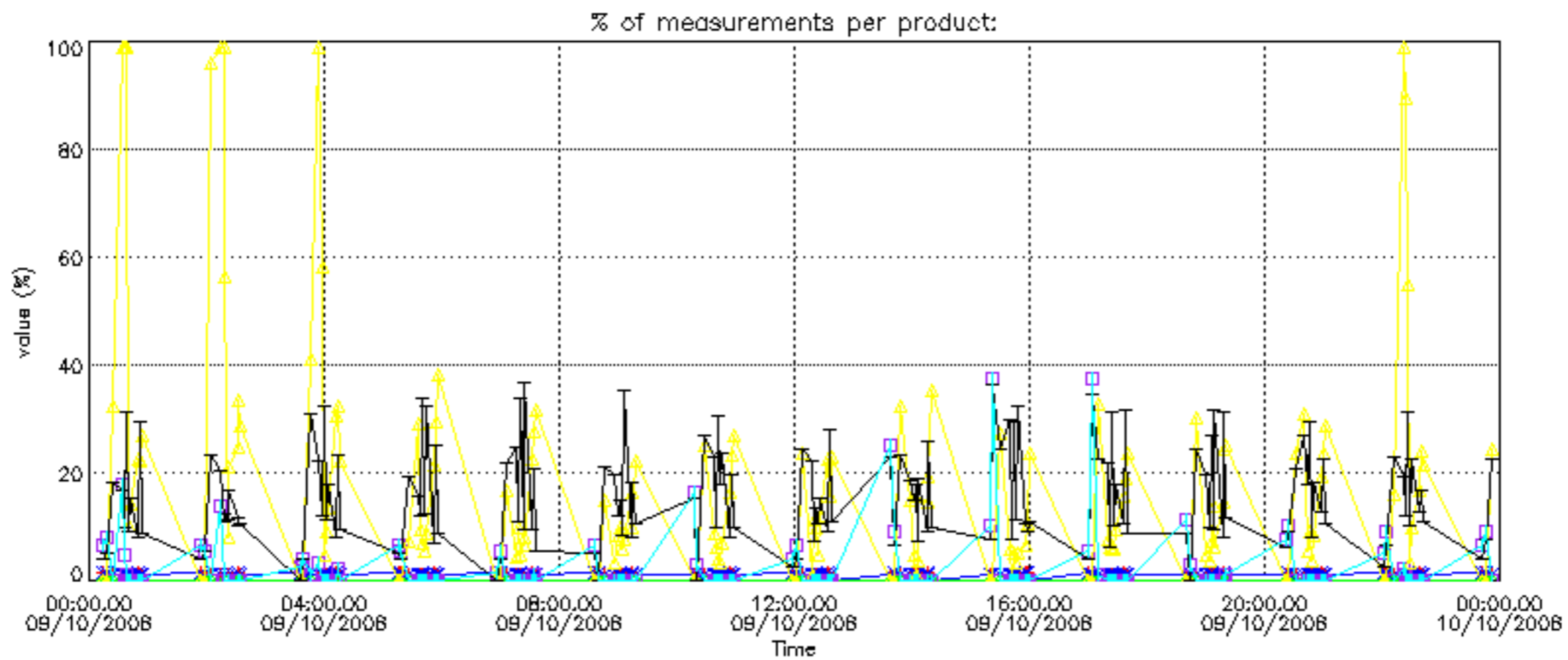


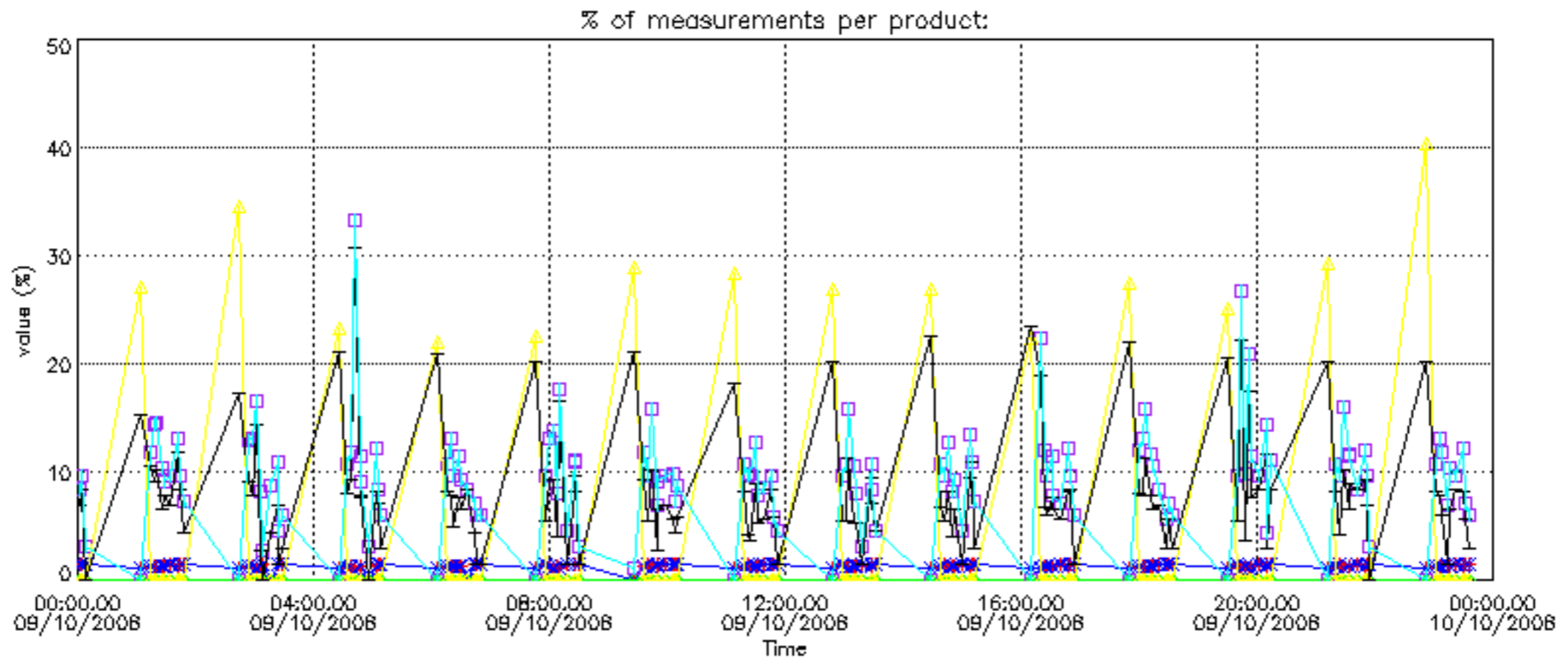
Percentage of flagged data per NO2 profile



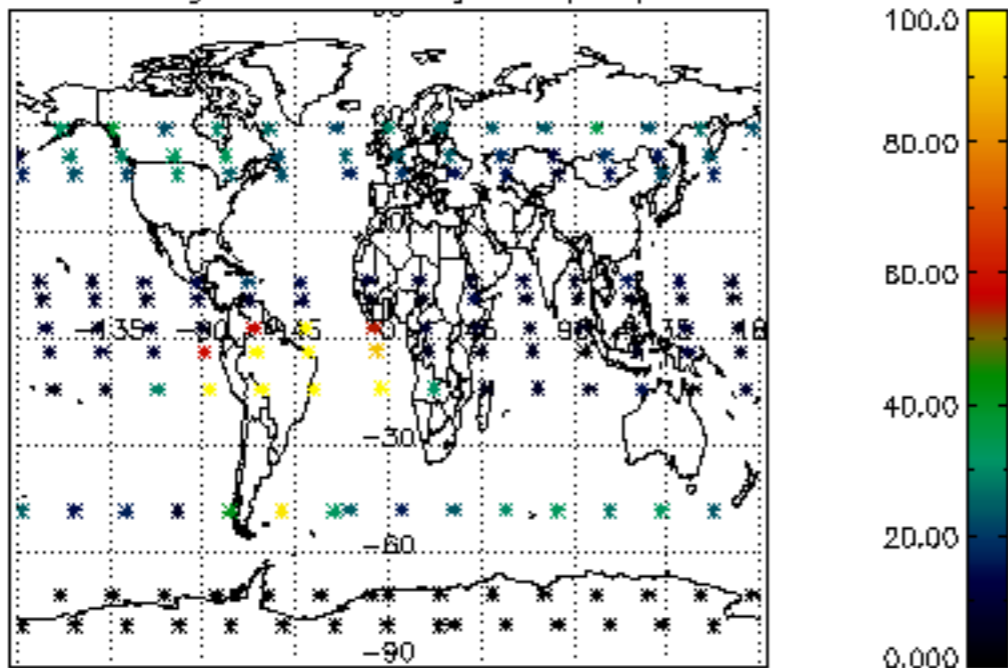
Percentage of flagged data per NO3 profile



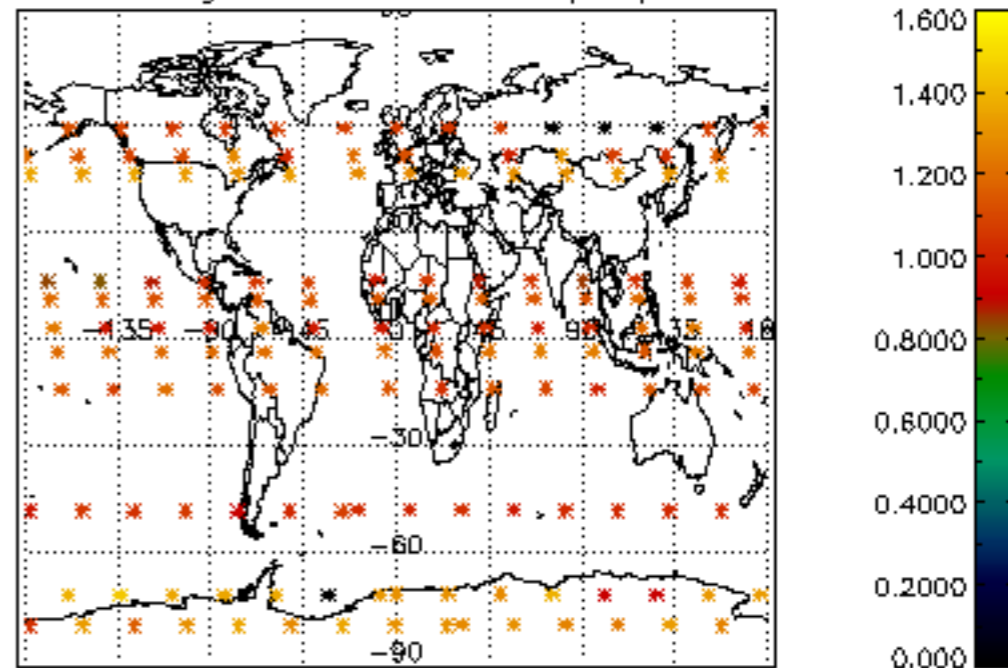




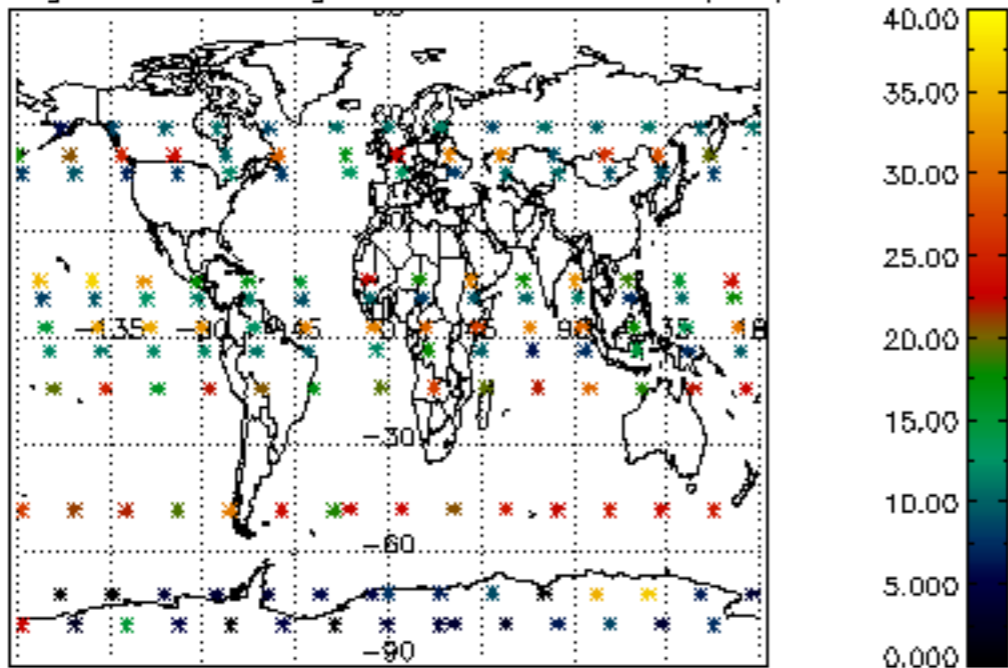
Percentage of cosmic ray hits per profile



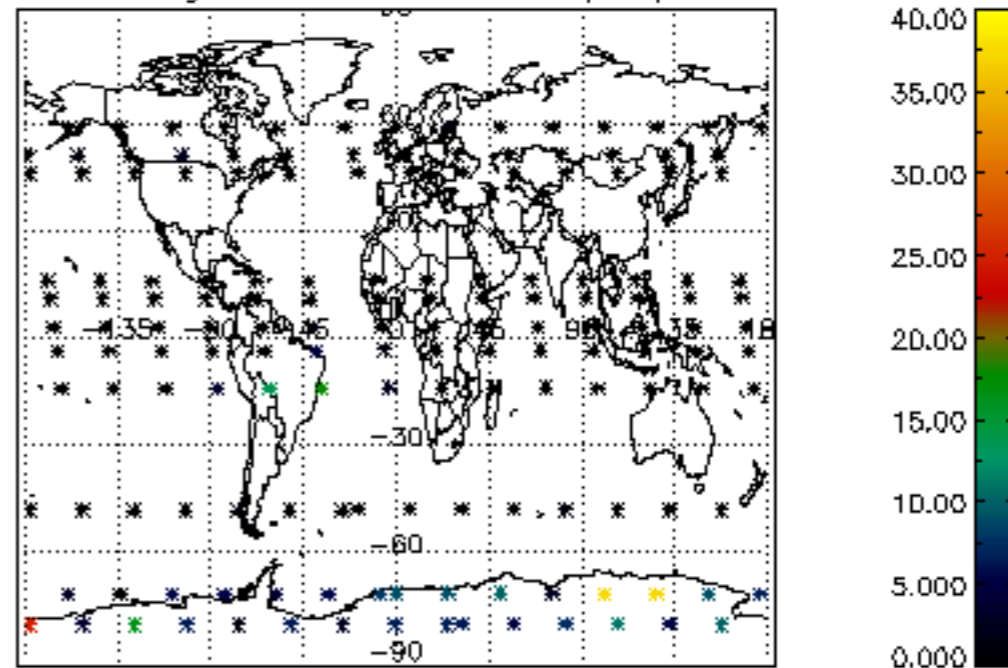
Percentage of datation errors per profile



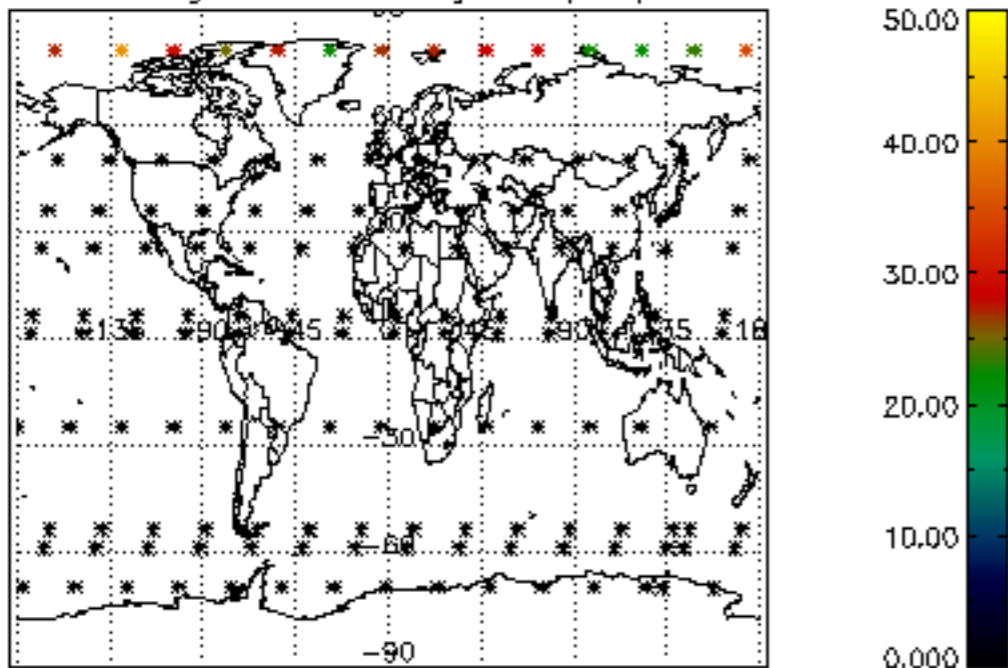
Percentage of star falling outside central band per profile



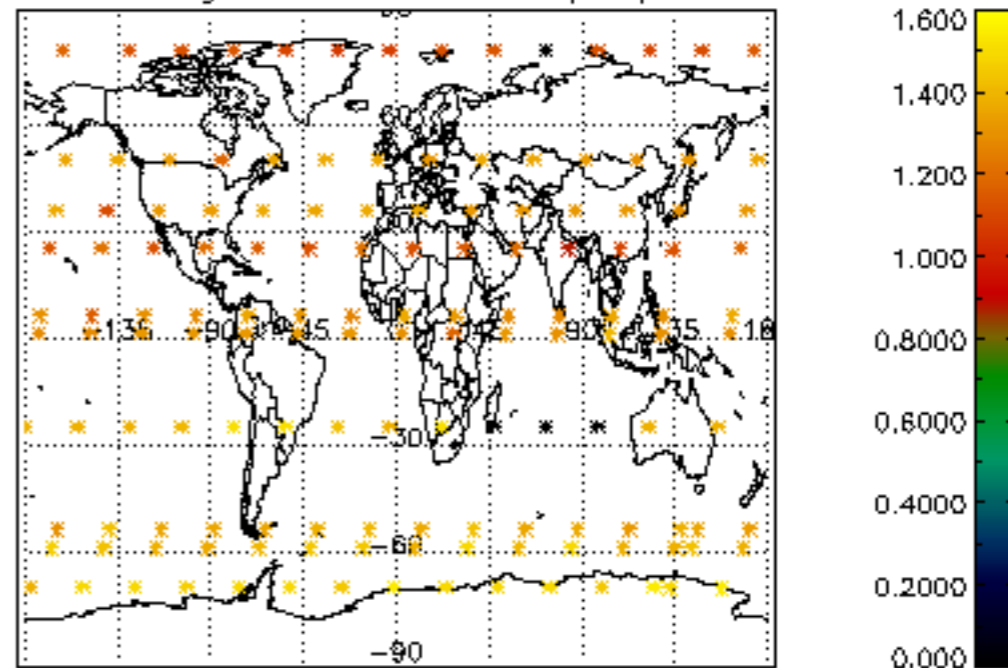
Percentage of saturation errors per profile



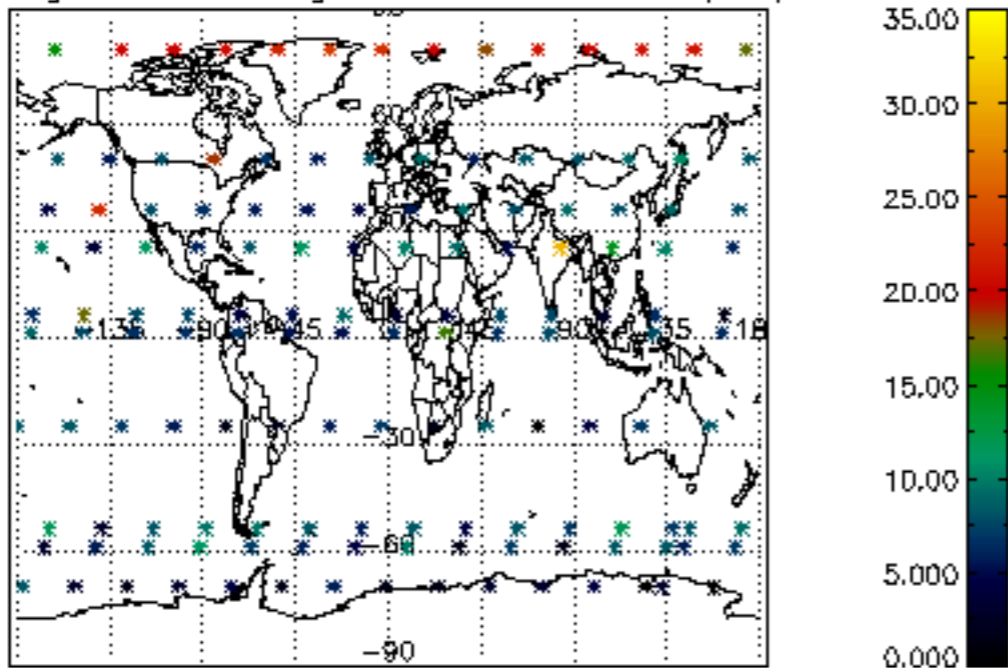
Percentage of cosmic ray hits per profile



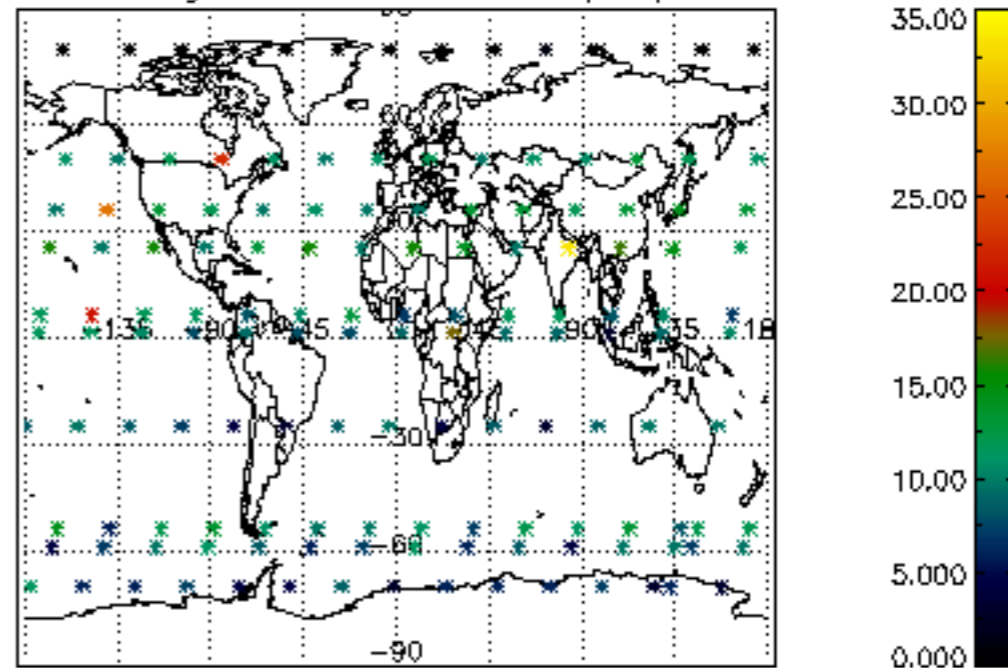
Percentage of datation errors per profile

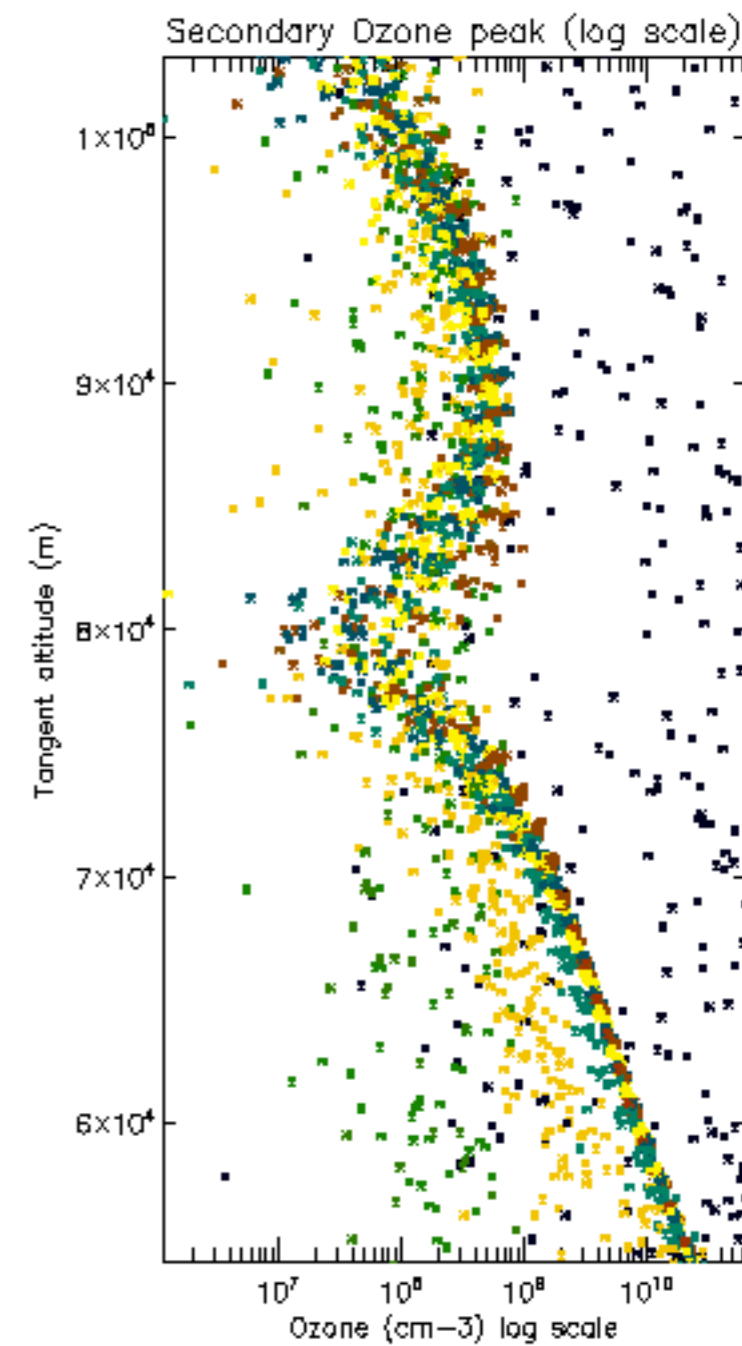
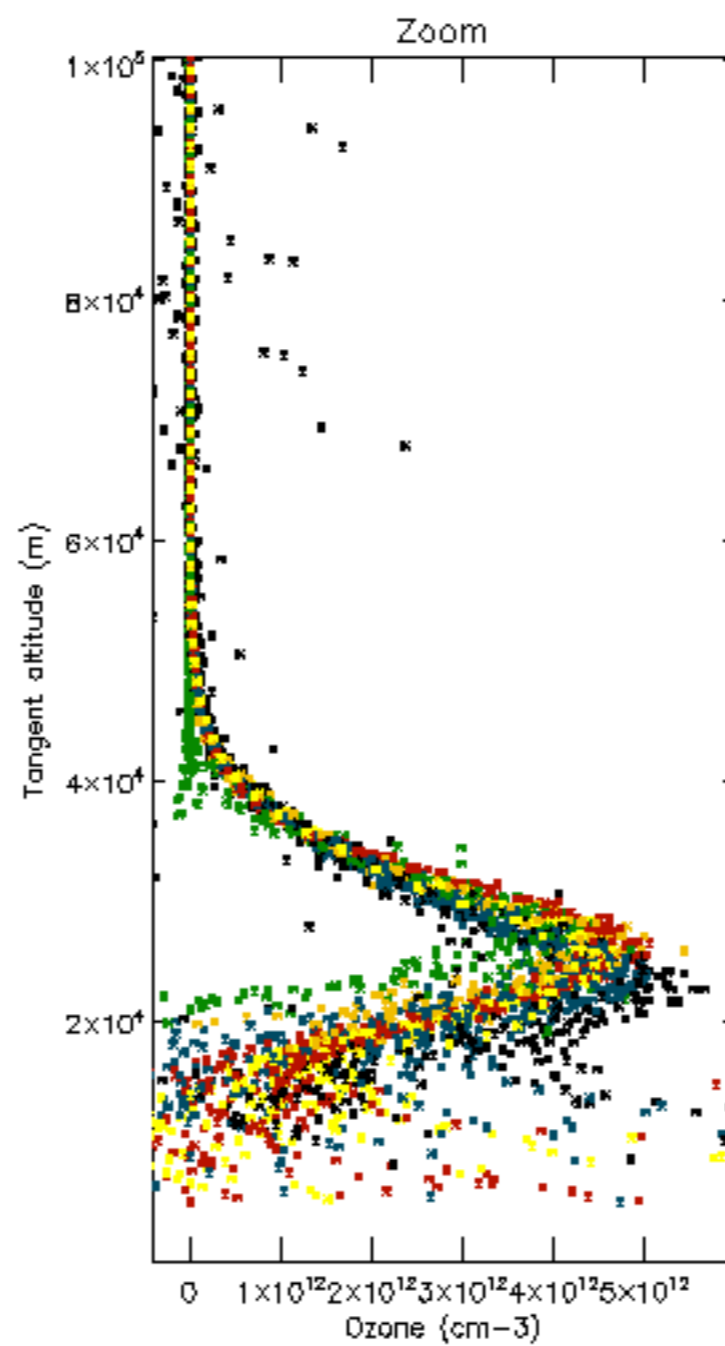
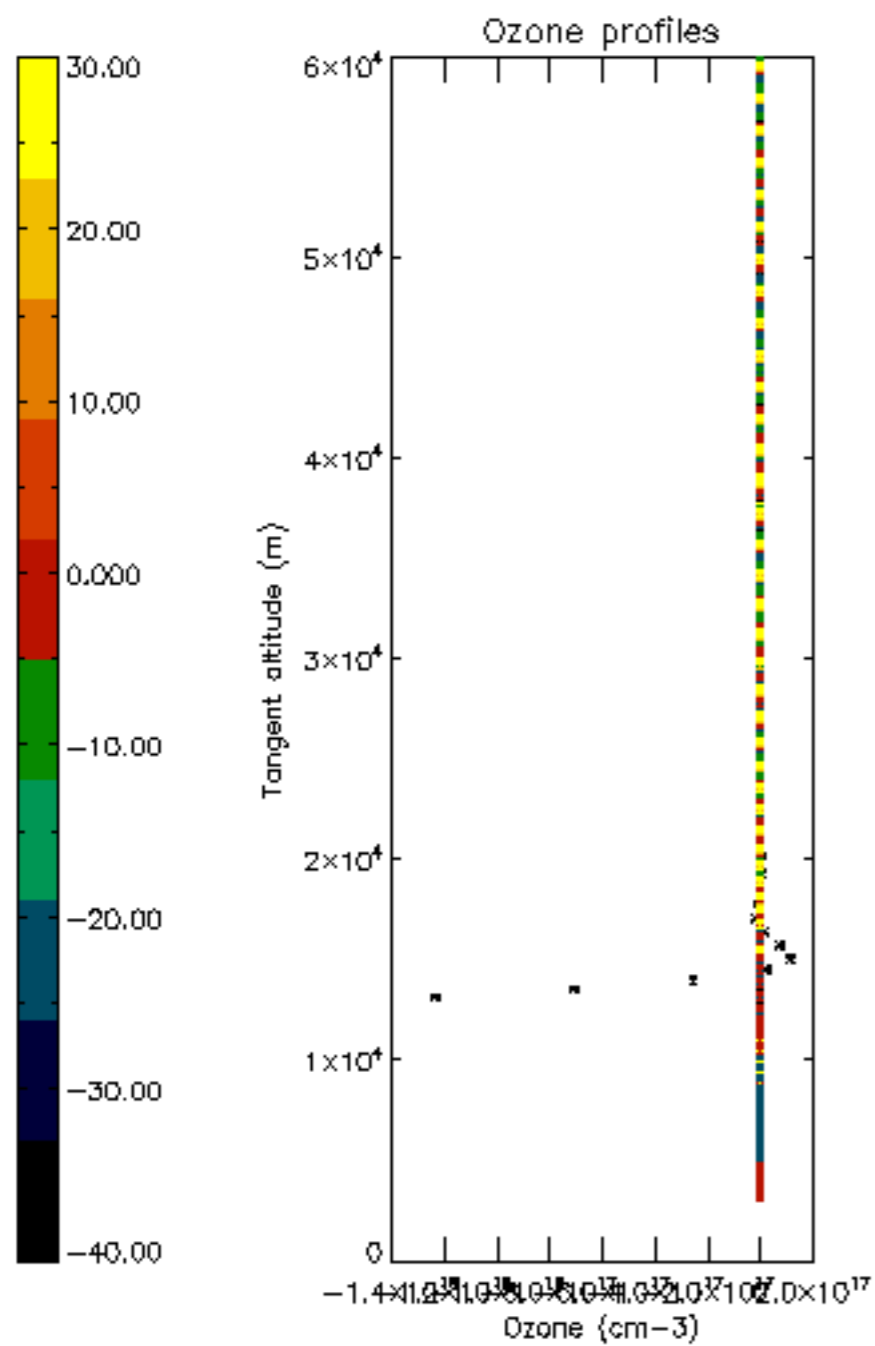


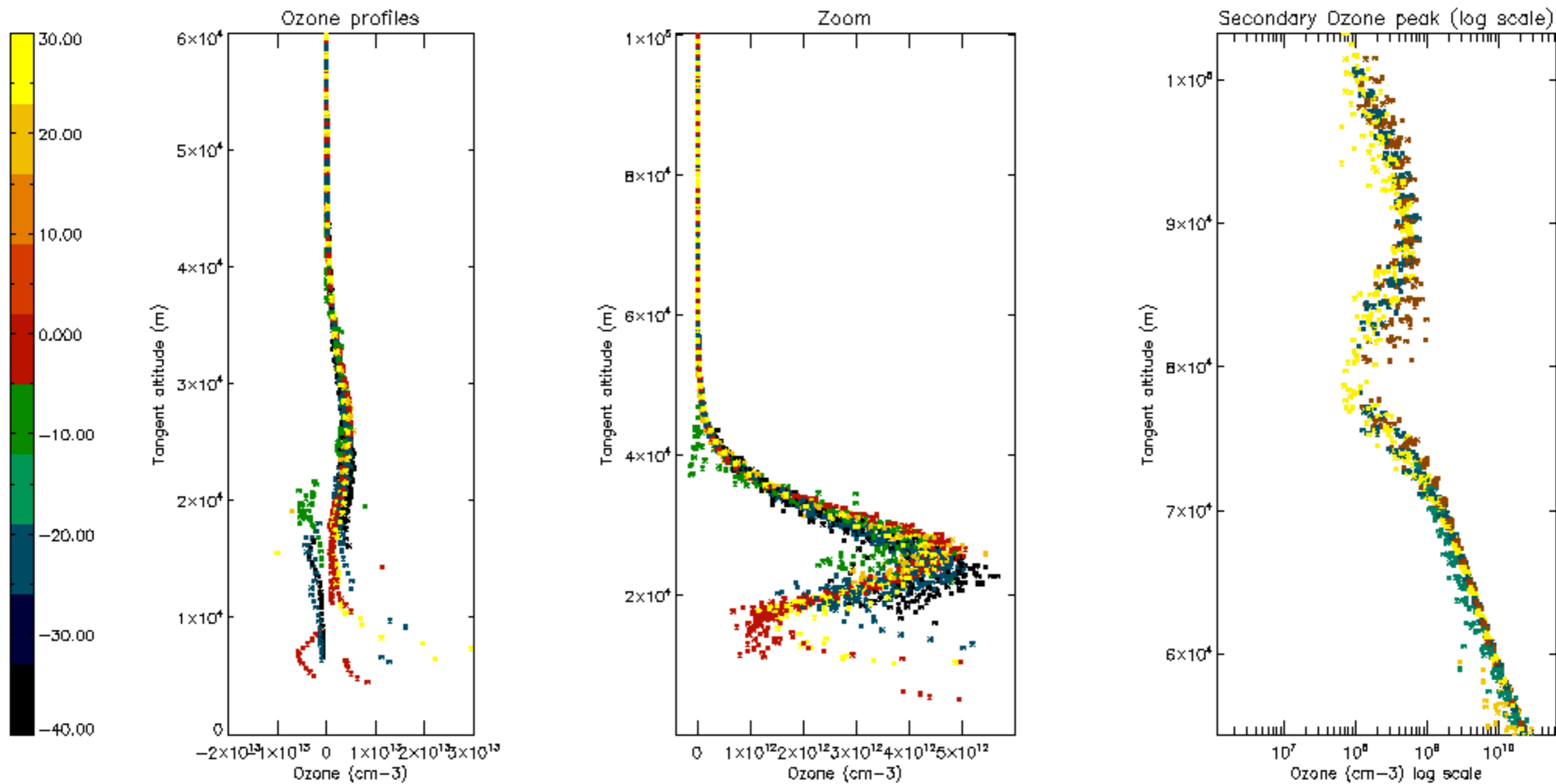
Percentage of star falling outside central band per profile

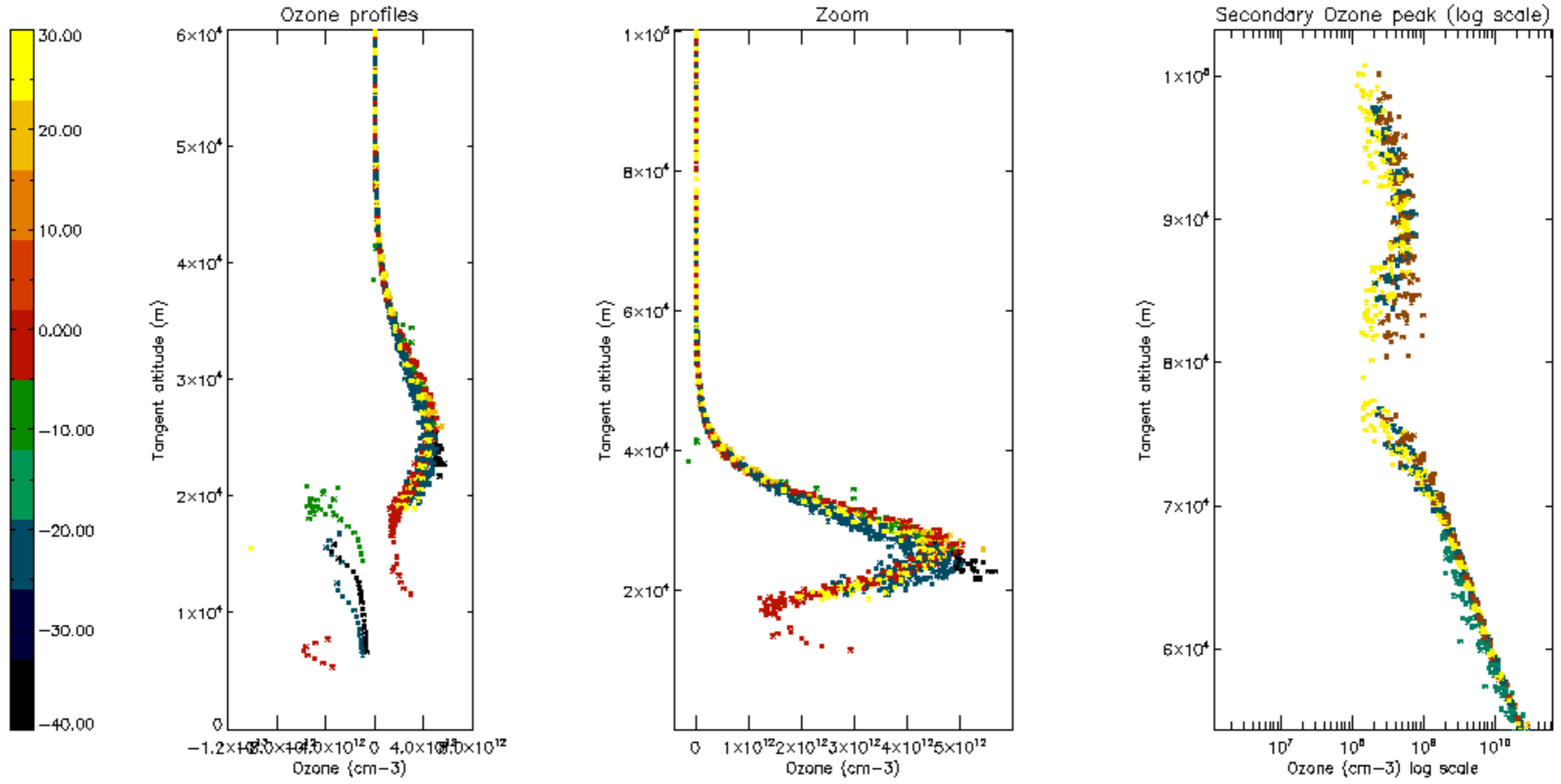


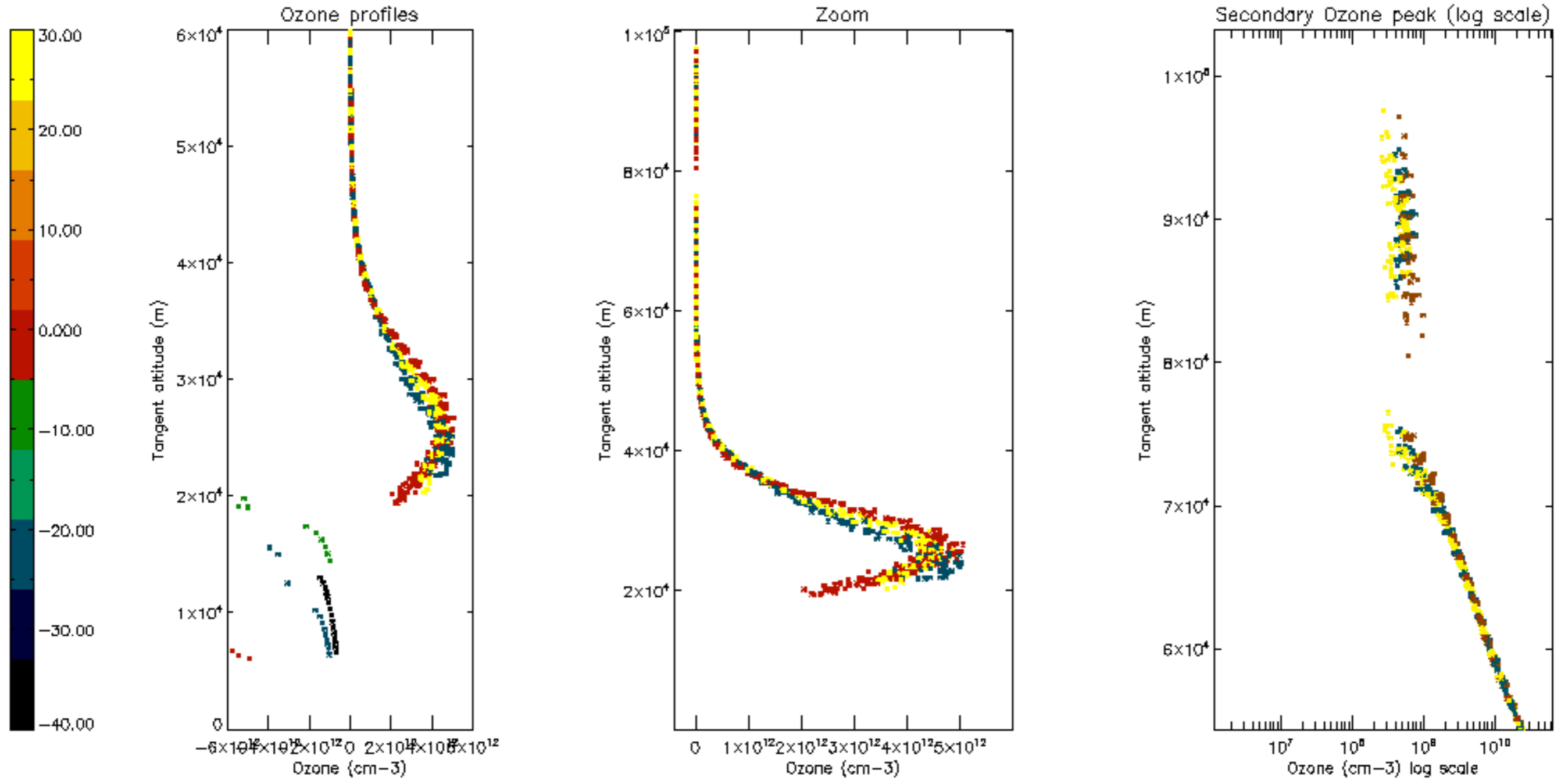
Percentage of saturation errors per profile

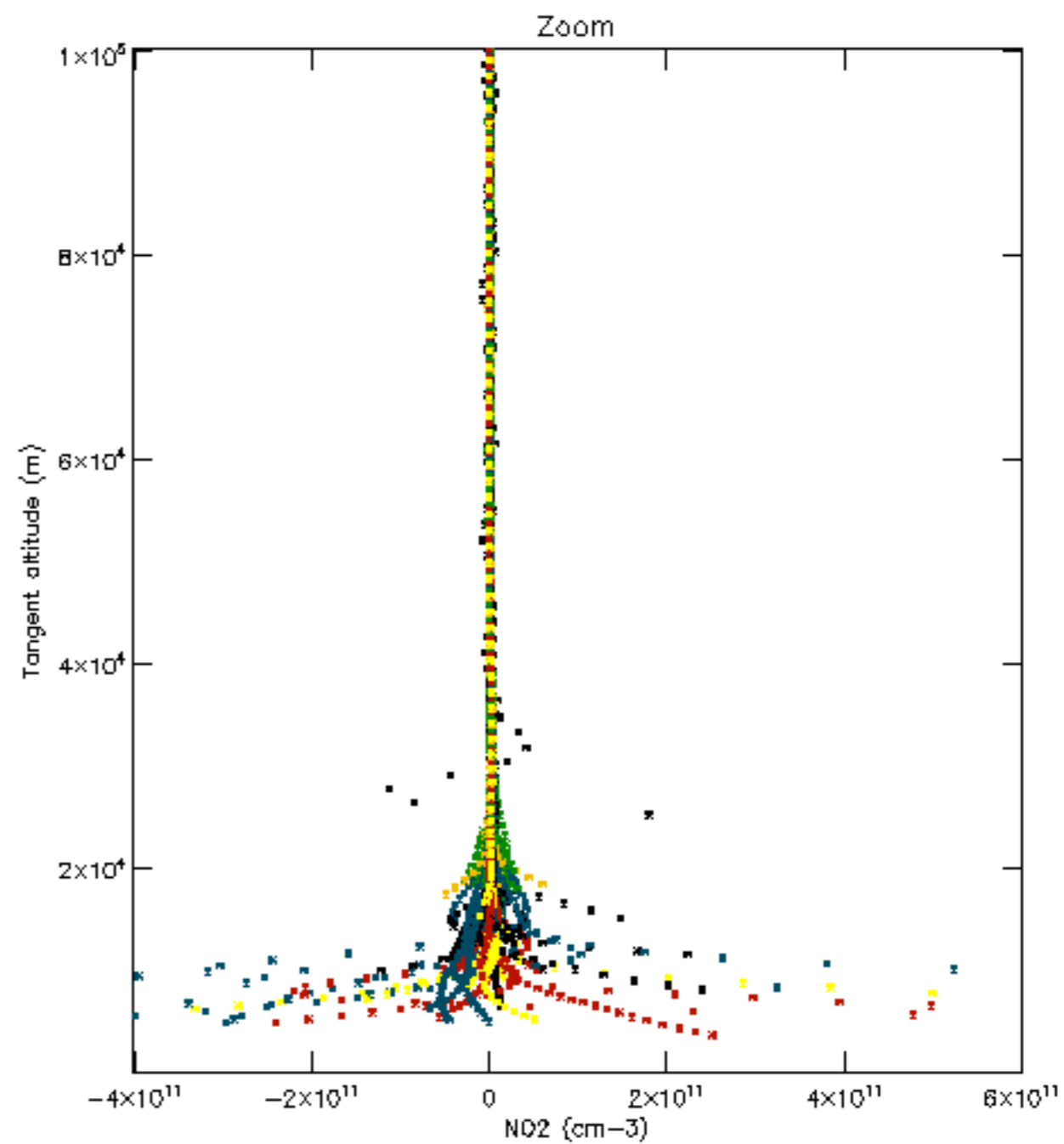
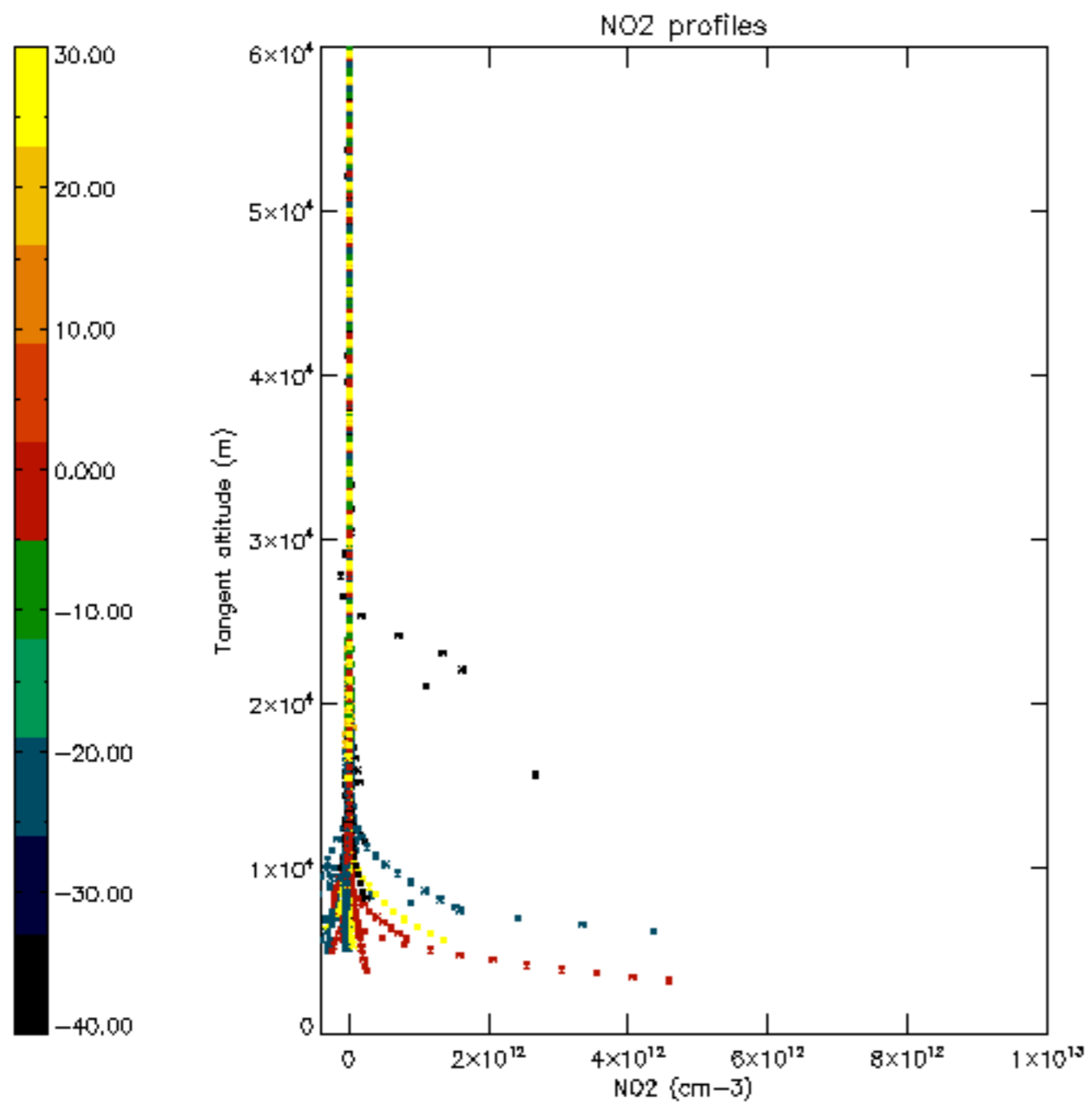


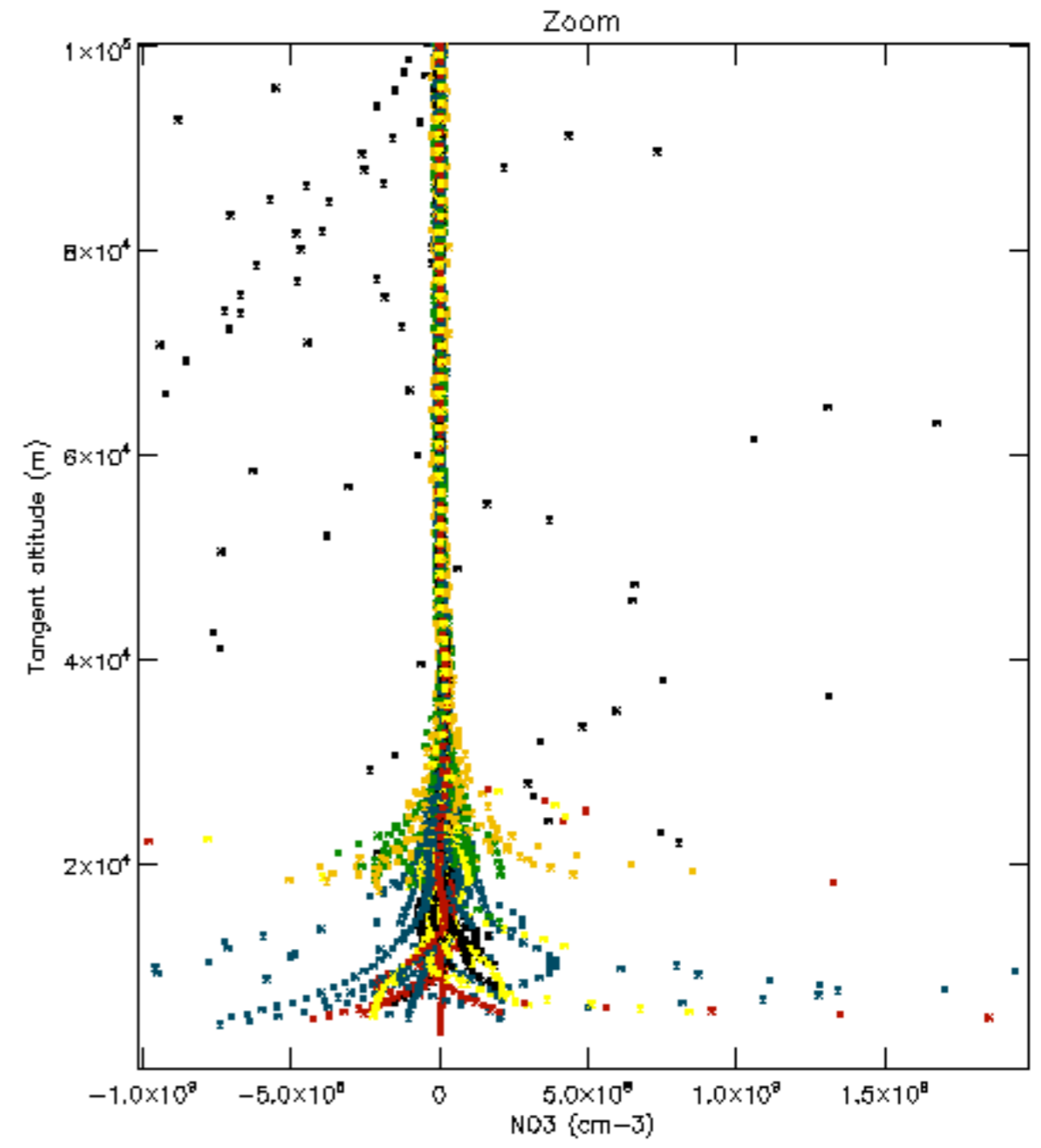
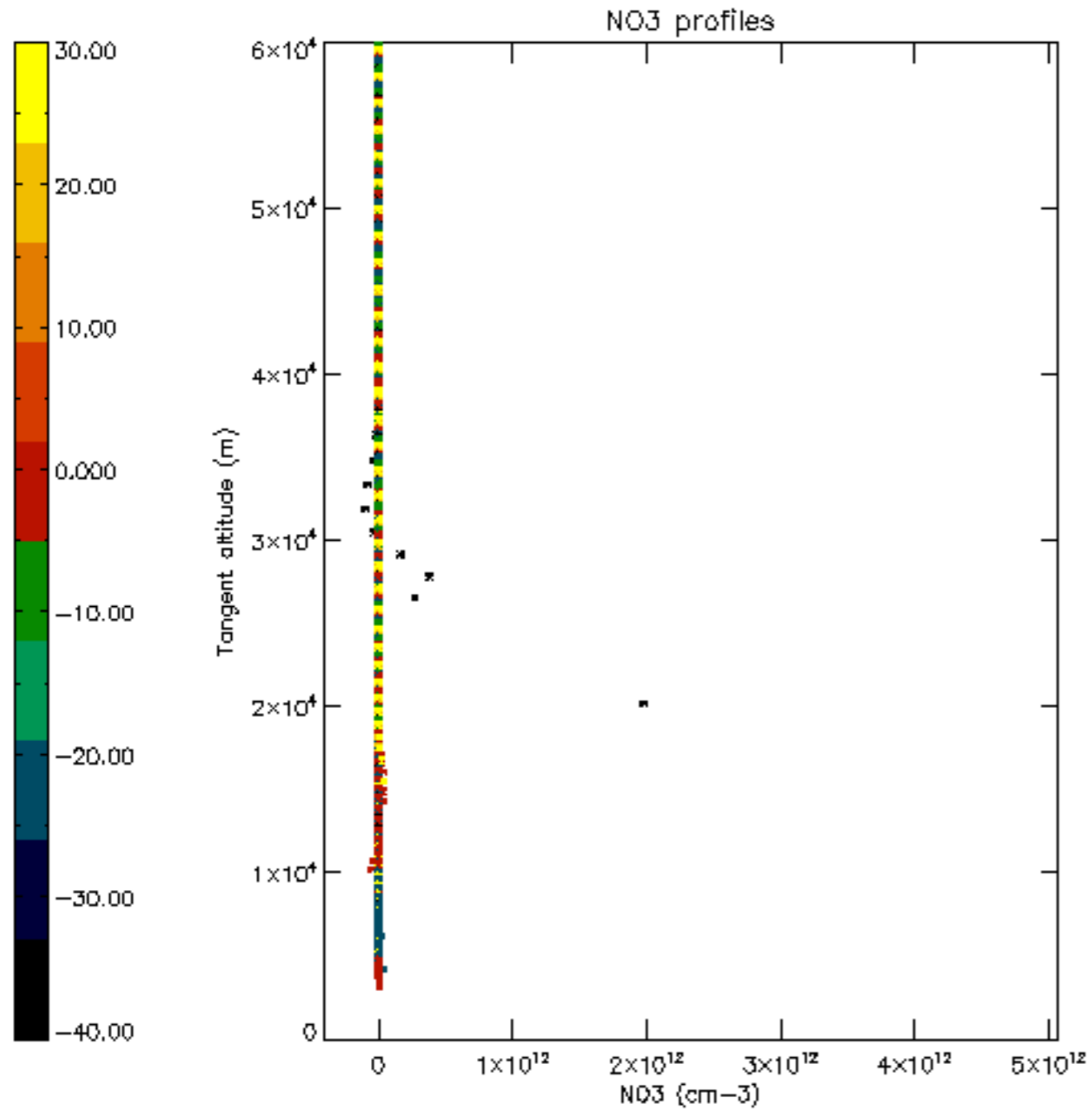


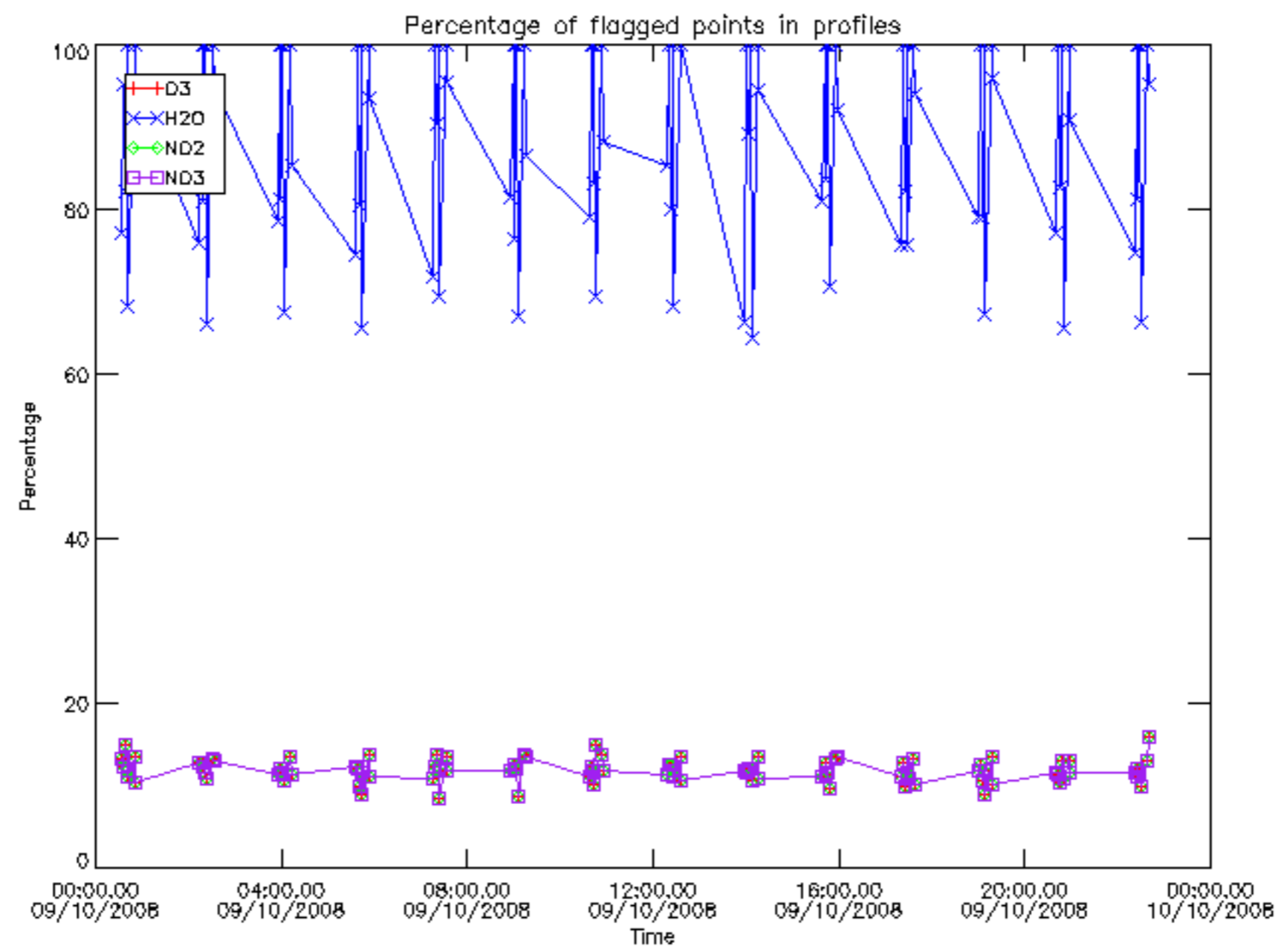




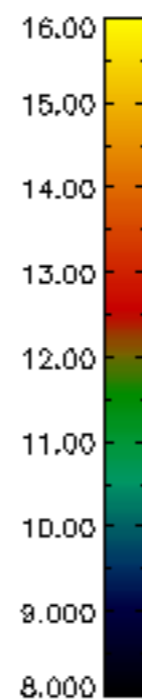
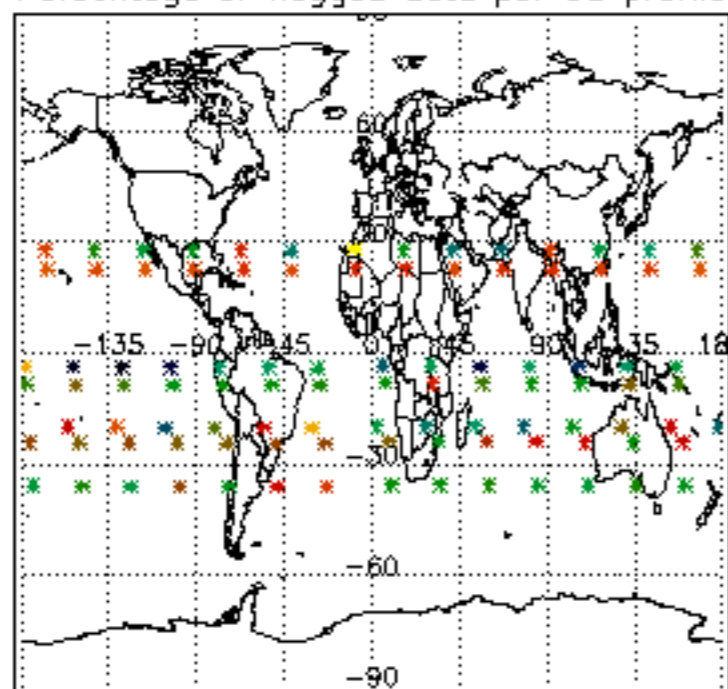




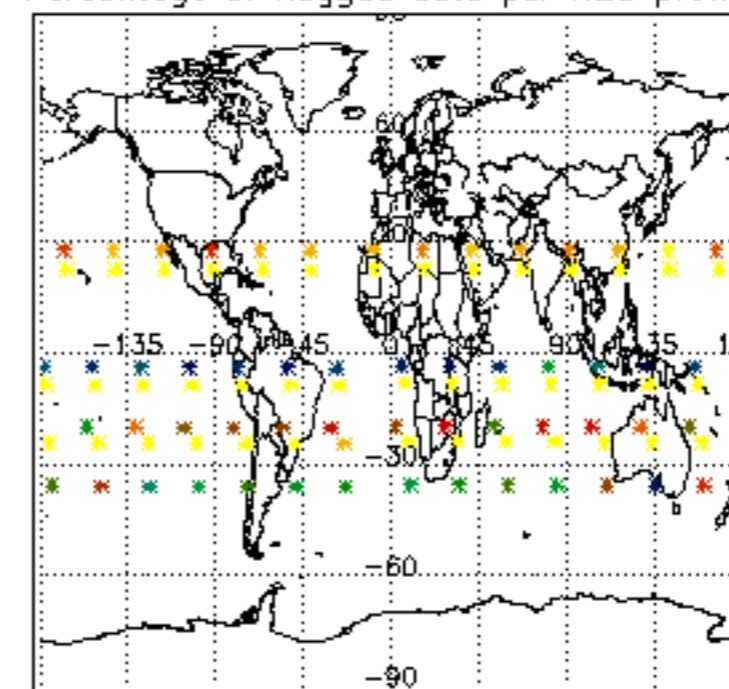




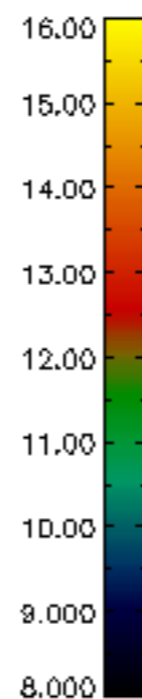
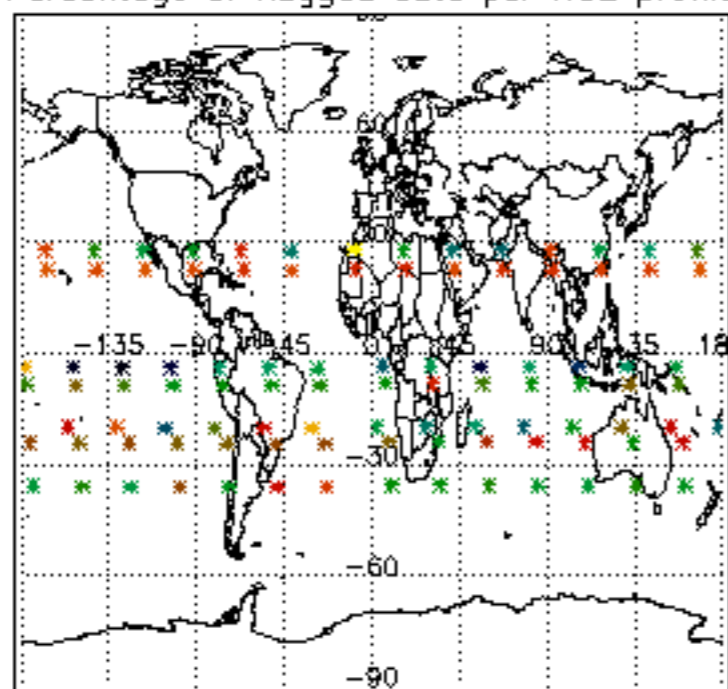
Percentage of flagged data per D3 profile



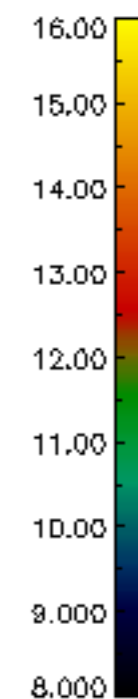
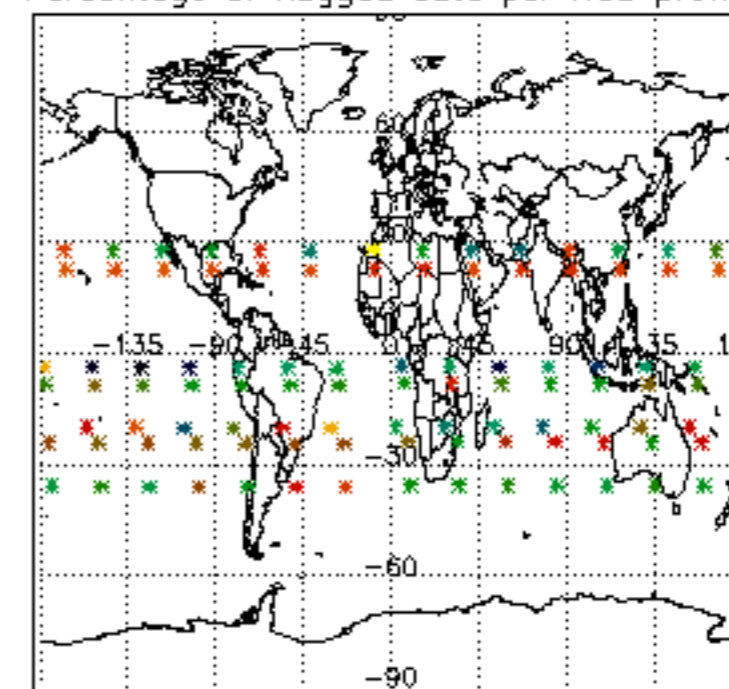
Percentage of flagged data per H2O profile

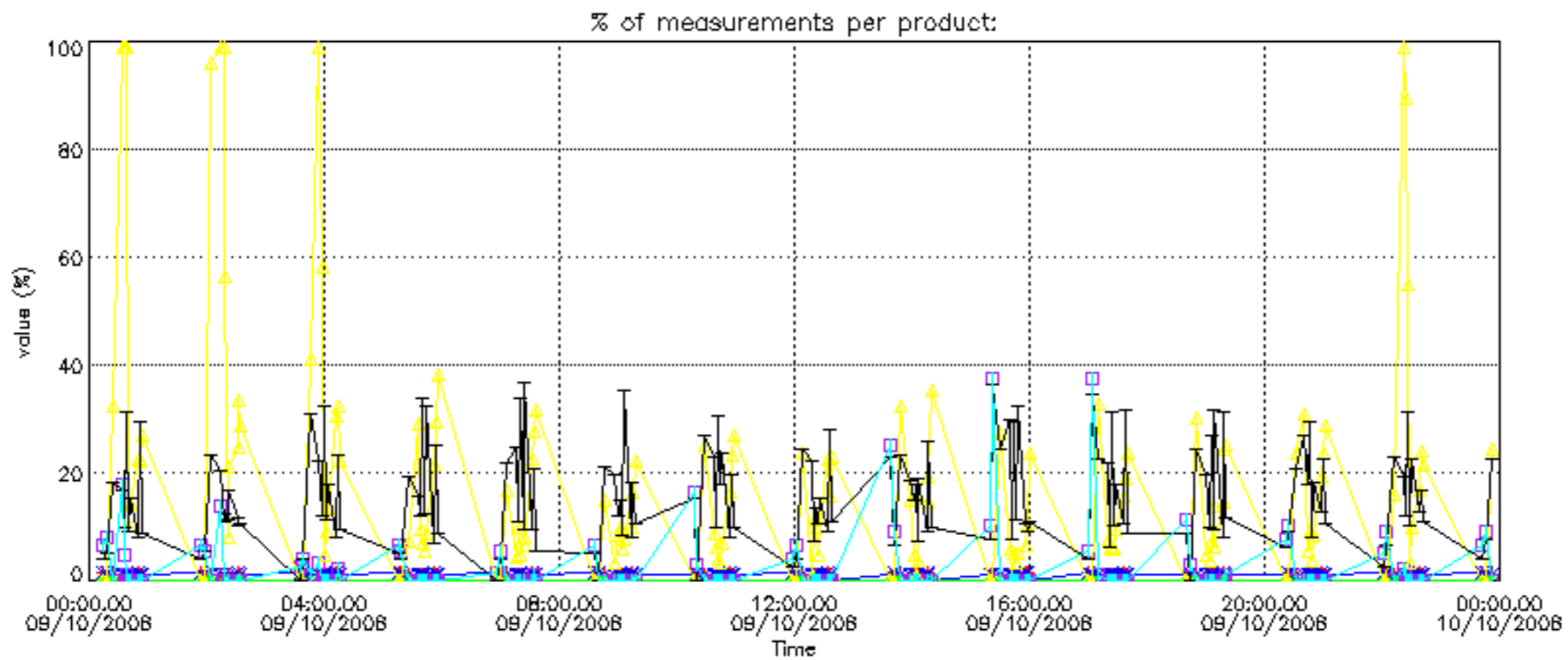


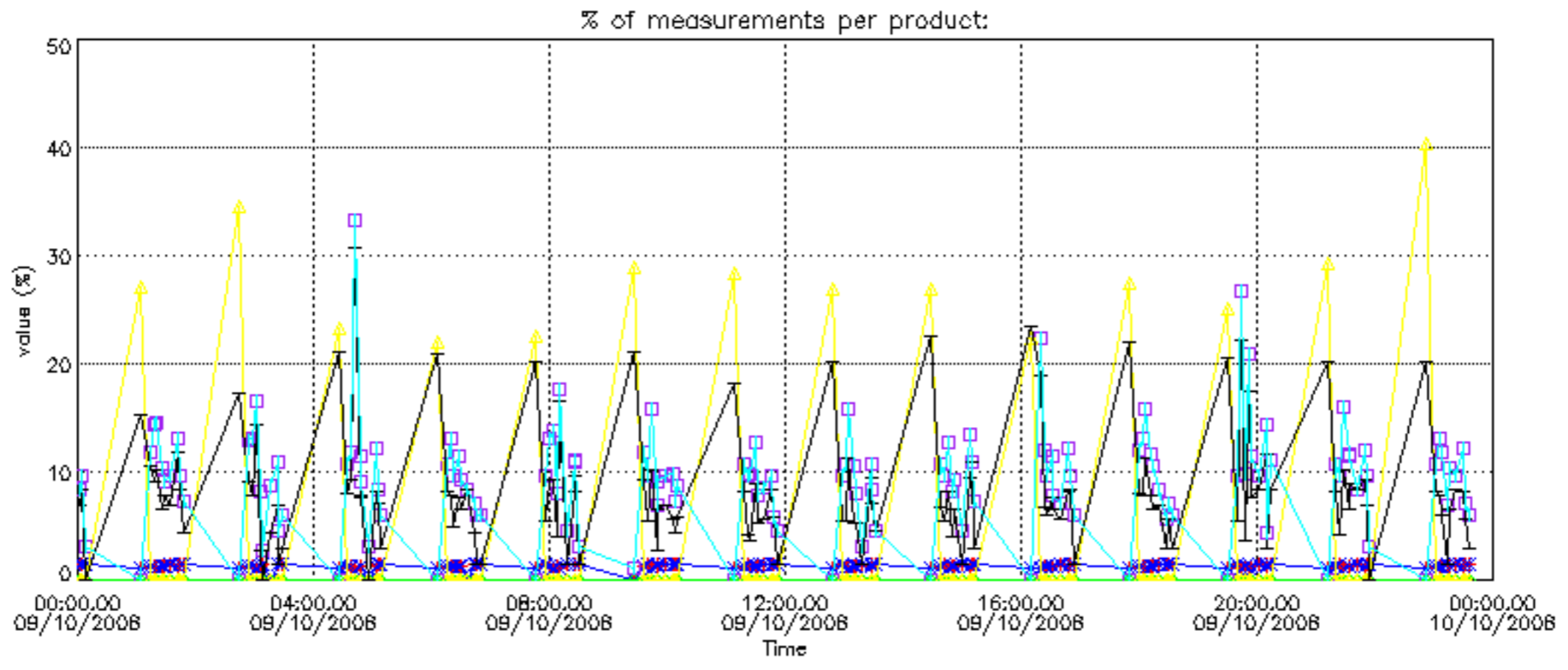
Percentage of flagged data per NO2 profile



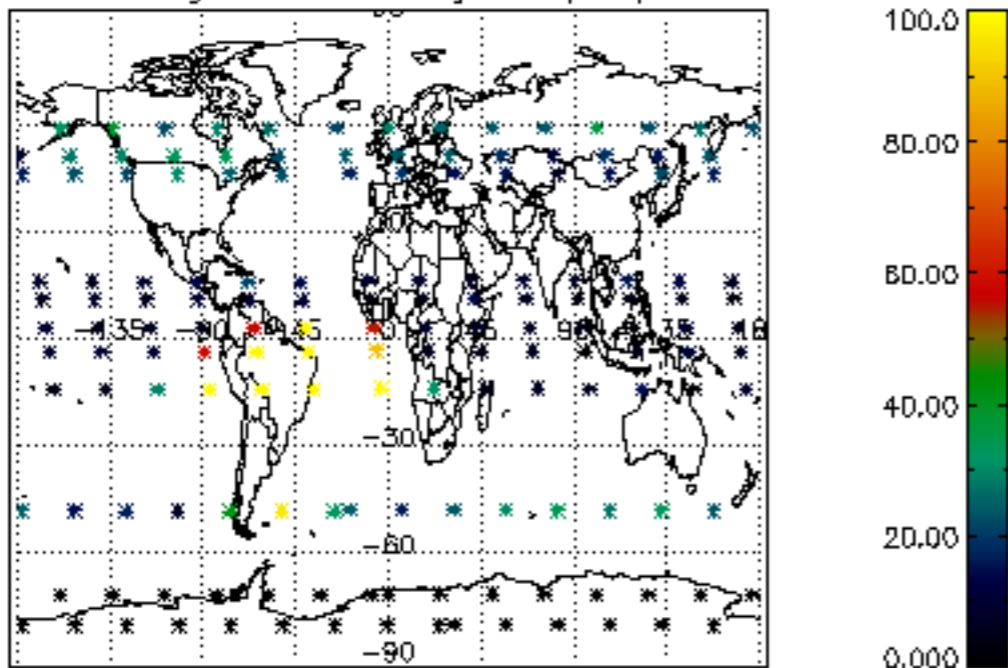
Percentage of flagged data per NO3 profile



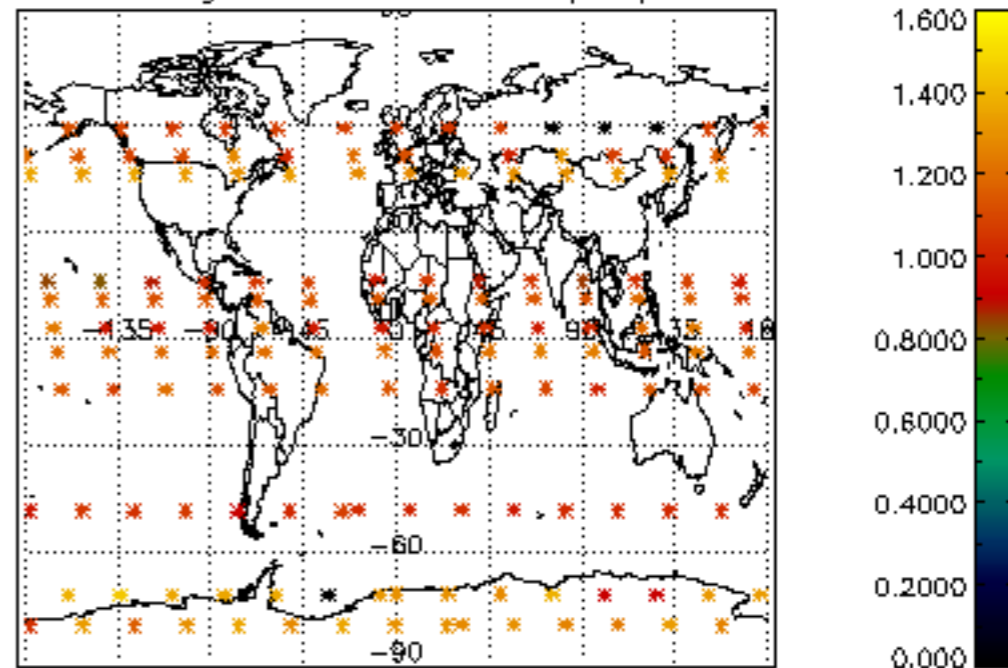




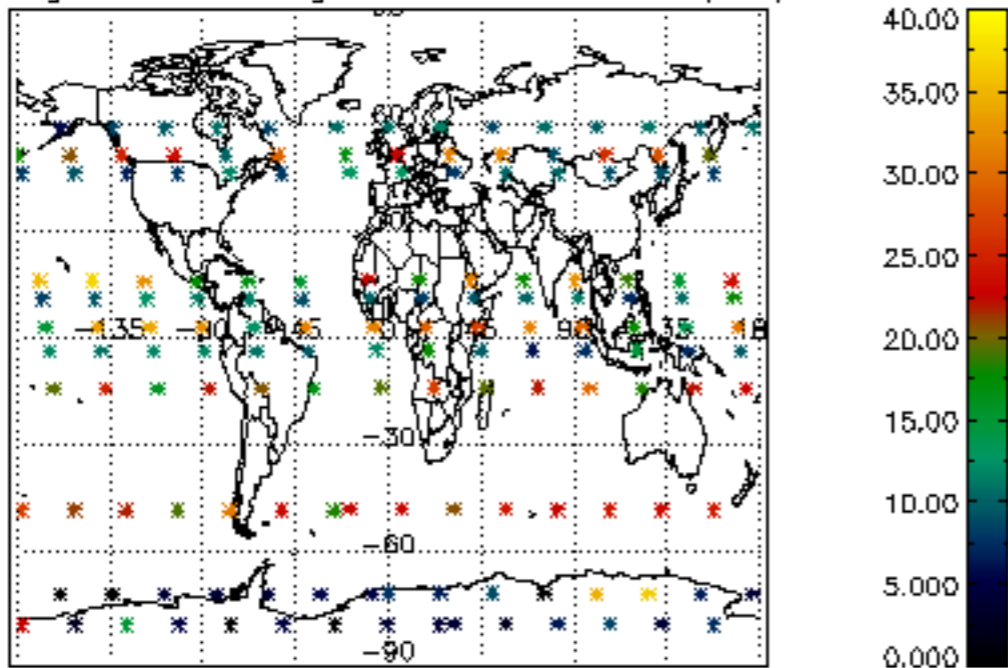
Percentage of cosmic ray hits per profile



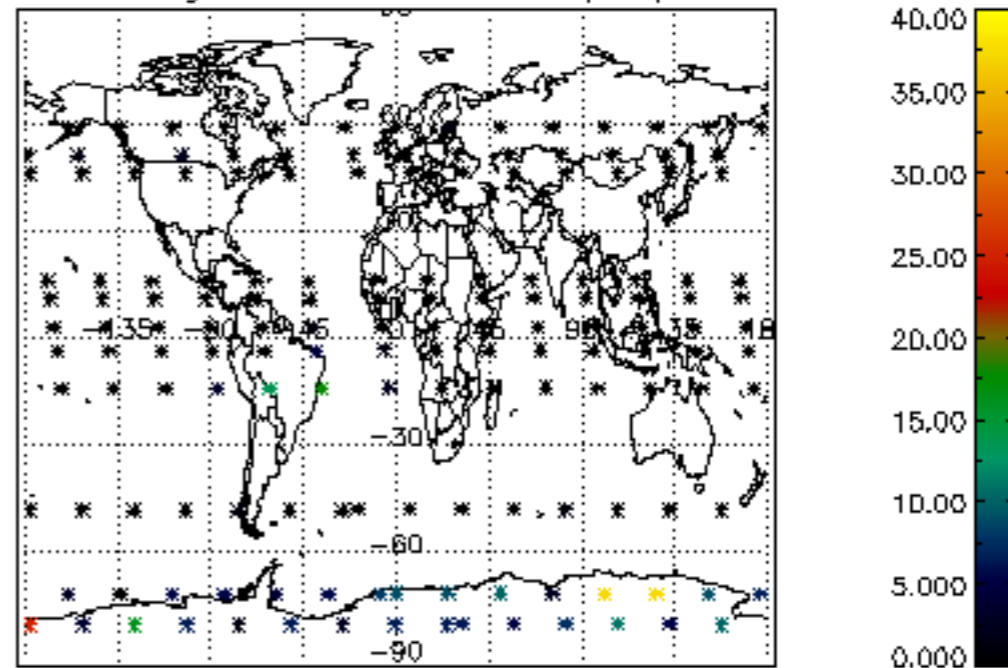
Percentage of datation errors per profile



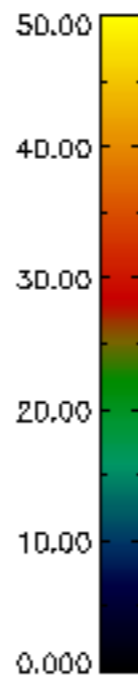
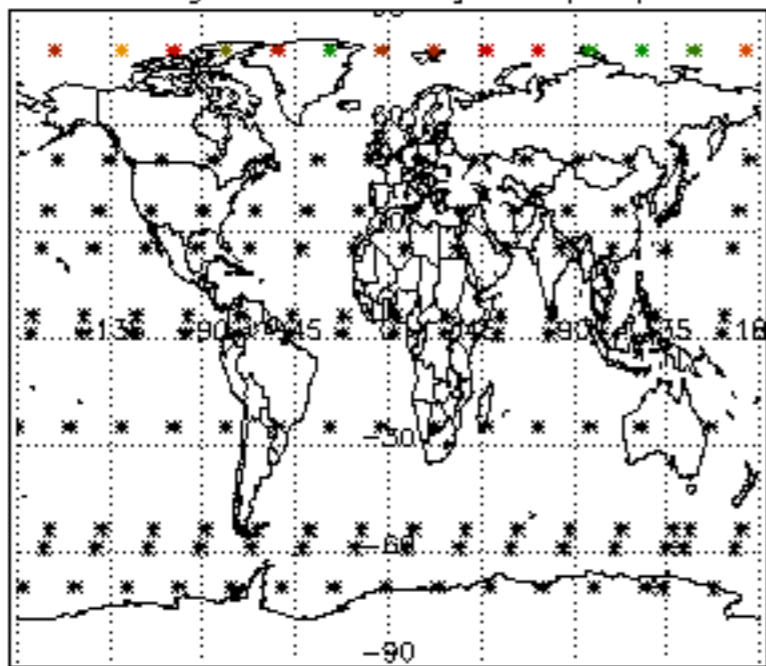
Percentage of star falling outside central band per profile



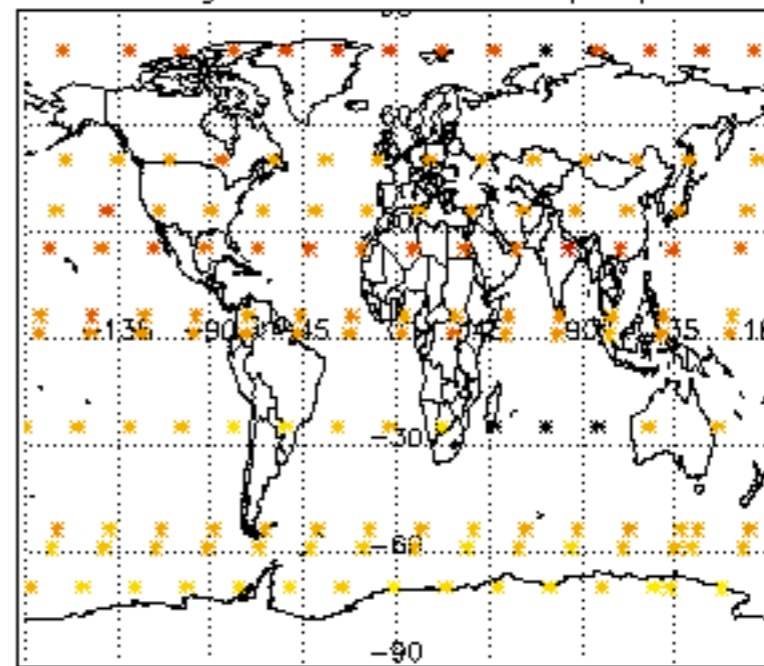
Percentage of saturation errors per profile



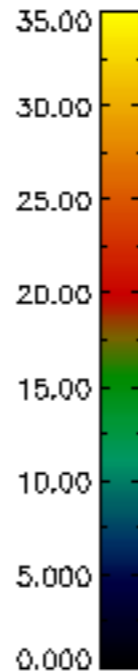
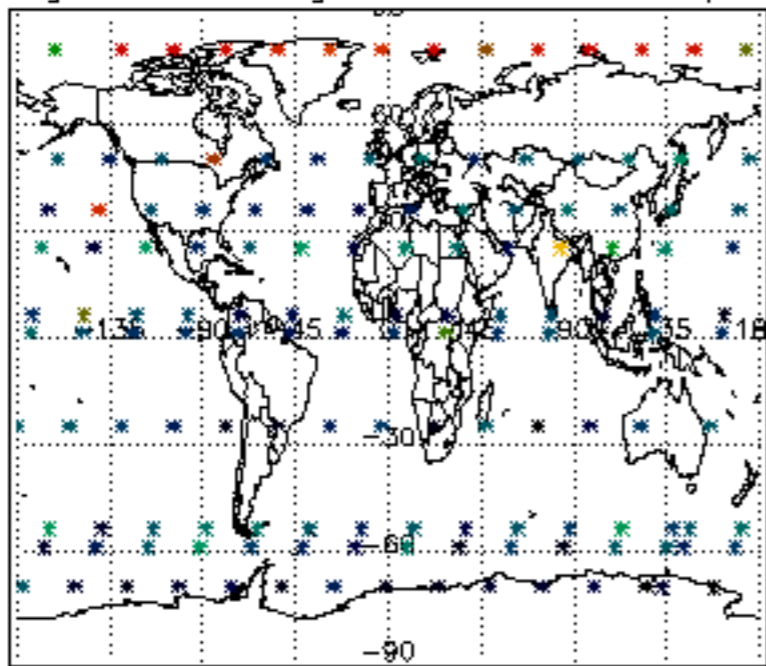
Percentage of cosmic ray hits per profile



Percentage of datation errors per profile



Percentage of star falling outside central band per profile



Percentage of saturation errors per profile

