

GOMOS Level 2 Daily Report

SUMMARY

[1. General Info](#)

[2. Summary of processed GOM_NL_2P products](#)

[3. Level 2 Quality information per product](#)

[3.1 Plot of level 2 quality information per product \(time dependant\)](#)

[3.2 Plot of level 2 quality information per product \(world map\)](#)

[4. Level 1 Quality information per product \(stored on level 2 products\)](#)

[4.1 Plot of level 1 quality information per product \(time dependant\)](#)

[4.1.1 Plot of level 1 quality information per product \(time dependant\): ASCENDING](#)

[4.1.2 Plot of level 1 quality information per product \(time dependant\): DESCENDING](#)

[4.2 Plot of level 1 quality information per product \(world map\)](#)

[4.2.1 Plot of level 1 quality information per product \(world map\): ASCENDING](#)

[4.2.2 Plot of level 1 quality information per product \(world map\): DESCENDING](#)

[5. Ozone profiles based on quality statistics and other trace gas profiles](#)

[5.1 Ozone statistics based on quality of products](#)

[5.2 Plot ozone profiles for all STD \(dark without errors\)](#)

[5.3 Plot ozone profiles where STD < 20% \(dark without errors\)](#)

[5.4. Plot ozone profiles where STD < 10% \(dark without errors\)](#)

[5.5. Plot ozone profiles where STD < 5% \(dark without errors\)](#)

[5.6 Plot NO2 profiles for all STD \(dark without errors\)](#)

[5.7 Plot NO3 profiles for all STD \(dark without errors\)](#)

[5.8 Plot H2O profiles \(only for occultations of stars 1,2,3,4,13,14,16,26,63 dark without errors\) for all STD](#)

[6. Auxiliary Data Files used for the production reported in section 2](#)

This report presents the daily analysis on parameters extracted from GOMOS level 2 data (GOM_NL__2P). It is intended to monitor some important parameters that will impact the quality of these products. A list of level 2 products (and content) that have arrived during the reporting day to the PCF is also given.

Item	Value
Time of report generation	25APR2013 20:44:37
Data source version	GOMOS/6.01
Start time of products	08-10-2008 (08OCT2008 00:00:00)
Stop time of products	09-10-2008 (09OCT2008 00:00:00)
Store outputs in DB	Yes
Nb of level 2 prods	306
Nb of prods with errors	0

2. Summary of processed GOM_NL__2P products.

Nr	Filename	UTC Start time	Limb	Duration	Star Id	Star Name	Star Mag	Star Temp	Nb Meas	Orbit	Prod. error
1	GOM_NL__2PRFIN20081008_000446_000000382072_00417_34539_2465.N1	08-OCT-2008 00:04:46	Bright	37.500	140	88Gam Peg	2.8340	26000.	75	34539	No
2	GOM_NL__2PRFIN20081008_000849_000000382072_00417_34539_2466.N1	08-OCT-2008 00:08:49	Bright	38.000	58	21Alp And	2.0730	11000.	76	34539	No
3	GOM_NL__2PRFIN20081008_001707_000000392072_00417_34539_2467.N1	08-OCT-2008 00:17:07	Bright	39.000	68	18Alp Cas	2.2250	4500.0	78	34539	No
4	GOM_NL__2PRFIN20081008_001832_000000362072_00417_34539_2468.N1	08-OCT-2008 00:18:32	Bright	35.500	76	27Gam Cas	2.3000	30000.	71	34539	No
5	GOM_NL__2PRFIN20081008_002543_000000362072_00417_34539_2469.N1	08-OCT-2008 00:25:43	Bright	36.000	49	1Alp UMi	1.9900	6300.0	72	34539	No
6	GOM_NL__2PRFIN20081008_003351_000000362072_00417_34539_2470.N1	08-OCT-2008 00:33:51	Bright	35.500	36	50Alp UMa	1.8000	6300.0	71	34539	No
7	GOM_NL__2PRFIN20081008_003522_000000352072_00417_34539_2471.N1	08-OCT-2008 00:35:22	Bright	34.500	82	48Bet UMa	2.3650	10600.	69	34539	No
8	GOM_NL__2PRFIN20081008_003840_000000332072_00417_34539_2472.N1	08-OCT-2008 00:38:40	Bright	33.000	174	52Psi UMa	3.0040	4400.0	66	34539	No
9	GOM_NL__2PRFIN20081008_004525_000000562072_00417_34539_2473.N1	08-OCT-2008 00:45:25	Bright	56.000	166	17Eps Leo	2.9800	6000.0	112	34539	No
10	GOM_NL__2PRFIN20081008_004833_000000352072_00417_34539_2474.N1	08-OCT-2008 00:48:33	Bright	34.500	22	32Alp Leo	1.3600	15200.	69	34539	No
11	GOM_NL__2PRFIN20081008_005525_000000472072_00417_34539_2475.N1	08-OCT-2008 00:55:25	Twilight	47.000	48	30Alp Hya	1.9770	4100.0	94	34539	No
12	GOM_NL__2PRFIN20081008_010319_000000462072_00417_34539_2476.N1	08-OCT-2008 01:03:19	Dark	46.000	132	15Rho Pup	2.8030	6900.0	92	34539	No
13	GOM_NL__2PRFIN20081008_010503_000000502072_00417_34539_2477.N1	08-OCT-2008 01:05:03	Dark	50.000	65	Lam Vel	2.2040	4400.0	100	34539	No
14	GOM_NL__2PRFIN20081008_010756_000000412072_00417_34539_2478.N1	08-OCT-2008 01:07:56	Dark	40.500	34	Gam2Vel	1.7930	23000.	81	34539	No
15	GOM_NL__2PRFIN20081008_010952_000000482072_00418_34540_2494.N1	08-OCT-2008 01:09:52	Dark	47.500	41	Eps Car	1.8600	4100.0	95	34540	No
16	GOM_NL__2PRFIN20081008_011200_000000442072_00418_34540_2495.N1	08-OCT-2008 01:12:00	Dark	43.500	161	Tau Pup	2.9310	4500.0	87	34540	No
17	GOM_NL__2PRFIN20081008_011323_000000602072_00418_34540_2496.N1	08-OCT-2008 01:13:23	Dark	60.000	2	Alp Car	-0.73600	7000.0	120	34540	No
18	GOM_NL__2PRFIN20081008_012202_000000392072_00418_34540_2497.N1	08-OCT-2008 01:22:02	Dark	38.500	143	Alp Hyi	2.8570	7200.0	77	34540	No
19	GOM_NL__2PRFIN20081008_012329_000000402072_00418_34540_2498.N1	08-OCT-2008 01:23:29	Dark	40.000	9	Alp Eri	0.45300	24000.	80	34540	No
20	GOM_NL__2PRFIN20081008_012537_000000482072_00418_34540_2499.N1	08-OCT-2008 01:25:37	Straylight	47.500	157	The1Eri	2.9060	9300.0	95	34540	No
21	GOM_NL__2PRFIN20081008_012840_000000422072_00418_34540_2500.N1	08-OCT-2008 01:28:40	Straylight	41.500	84	Alp Phe	2.3970	4500.0	83	34540	No
22	GOM_NL__2PRFIN20081008_013524_000000462072_00418_34540_2501.N1	08-OCT-2008 01:35:24	Straylight	45.500	52	16Bet Cet	2.0370	4500.0	91	34540	No
23	GOM_NL__2PRFIN20081008_014522_000000392072_00418_34540_2502.N1	08-OCT-2008 01:45:22	Bright	38.500	140	88Gam Peg	2.8340	26000.	77	34540	No
24	GOM_NL__2PRFIN20081008_014924_000000392072_00418_34540_2503.N1	08-OCT-2008 01:49:24	Bright	39.000	58	21Alp And	2.0730	11000.	78	34540	No
25	GOM_NL__2PRFIN20081008_015743_000000392072_00418_34540_2504.N1	08-OCT-2008 01:57:43	Bright	39.000	68	18Alp Cas	2.2250	4500.0	78	34540	No
26	GOM_NL__2PRFIN20081008_015907_000000392072_00418_34540_2505.N1	08-OCT-2008 01:59:07	Bright	38.500	76	27Gam Cas	2.3000	30000.	77	34540	No
27	GOM_NL__2PRFIN20081008_020619_000000332072_00418_34540_2506.N1	08-OCT-2008 02:06:19	Bright	32.500	49	1Alp UMi	1.9900	6300.0	65	34540	No
28	GOM_NL__2PRFIN20081008_021427_000000372072_00418_34540_2507.N1	08-OCT-2008 02:14:27	Bright	36.500	36	50Alp UMa	1.8000	6300.0	73	34540	No
29	GOM_NL__2PRFIN20081008_021558_000000352072_00418_34540_2508.N1	08-OCT-2008 02:15:58	Bright	34.500	82	48Bet UMa	2.3650	10600.	69	34540	No
30	GOM_NL__2PRFIN20081008_021916_000000352072_00418_34540_2509.N1	08-OCT-2008 02:19:16	Bright	34.500	174	52Psi UMa	3.0040	4400.0	69	34540	No
31	GOM_NL__2PRFIN20081008_022601_000000382072_00418_34540_2510.N1	08-OCT-2008 02:26:01	Bright	38.000	166	17Eps Leo	2.9800	6000.0	76	34540	No
32	GOM_NL__2PRFIN20081008_022909_000000362072_00418_34540_2511.N1	08-OCT-2008 02:29:09	Bright	36.000	22	32Alp Leo	1.3600	15200.	72	34540	No
33	GOM_NL__2PRFIN20081008_023601_000000482072_00418_34540_2512.N1	08-OCT-2008 02:36:01	Twilight	47.500	48	30Alp Hya	1.9770	4100.0	95	34540	No
34	GOM_NL__2PRFIN20081008_024356_000000392072_00418_34540_2513.N1	08-OCT-2008 02:43:56	Dark	39.000	132	15Rho Pup	2.8030	6900.0	78	34540	No
35	GOM_NL__2PRFIN20081008_024540_000000512072_00418_34540_2514.N1	08-OCT-2008 02:45:40	Dark	51.000	65	Lam Vel	2.2040	4400.0	102	34540	No
36	GOM_NL__2PRFIN20081008_024833_000000412072_00418_34540_2515.N1	08-OCT-2008 02:48:33	Dark	40.500	34	Gam2Vel	1.7930	23000.	81	34540	No
37	GOM_NL__2PRFIN20081008_025028_000000392072_00419_34541_2521.N1	08-OCT-2008 02:50:28	Dark	39.000	41	Eps Car	1.8600	4100.0	78	34541	No
38	GOM_NL__2PRFIN20081008_025236_000000442072_00419_34541_2522.N1	08-OCT-2008 02:52:36	Dark	43.500	161	Tau Pup	2.9310	4500.0	87	34541	No
39	GOM_NL__2PRFIN20081008_025400_000000462072_00419_34541_2523.N1	08-OCT-2008 02:54:00	Dark	45.500	2	Alp Car	-0.73600	7000.0	91	34541	No
40	GOM_NL__2PRFIN20081008_030238_000000372072_00419_34541_2524.N1	08-OCT-2008 03:02:38	Dark	37.000	143	Alp Hyi	2.8570	7200.0	74	34541	No
41	GOM_NL__2PRFIN20081008_030406_000000492072_00419_34541_2525.N1	08-OCT-2008 03:04:06	Dark	49.000	9	Alp Eri	0.45300	24000.	98	34541	No
42	GOM_NL__2PRFIN20081008_030614_000000472072_00419_34541_2526.N1	08-OCT-2008 03:06:14	Straylight	47.000	157	The1Eri	2.9060	9300.0	94	34541	No

43	GOM_NL__2PRFIN20081008_030916_000000422072_00419_34541_2527.N1	08-OCT-2008 03:09:16	Straylight	41.500	84	Alp Phe	2.3970	4500.0	83	34541	No
44	GOM_NL__2PRFIN20081008_031600_000000452072_00419_34541_2528.N1	08-OCT-2008 03:16:00	Straylight	44.500	52	16Bet Cet	2.0370	4500.0	89	34541	No
45	GOM_NL__2PRFIN20081008_032558_000000382072_00419_34541_2529.N1	08-OCT-2008 03:25:58	Bright	37.500	140	88Gam Peg	2.8340	26000.	75	34541	No
46	GOM_NL__2PRFIN20081008_033000_000000382072_00419_34541_2530.N1	08-OCT-2008 03:30:00	Bright	37.500	58	21Alp And	2.0730	11000.	75	34541	No
47	GOM_NL__2PRFIN20081008_033819_000000402072_00419_34541_2531.N1	08-OCT-2008 03:38:19	Bright	39.500	68	18Alp Cas	2.2250	4500.0	79	34541	No
48	GOM_NL__2PRFIN20081008_033943_000000392072_00419_34541_2532.N1	08-OCT-2008 03:39:43	Bright	39.000	76	27Gam Cas	2.3000	30000.	78	34541	No
49	GOM_NL__2PRFIN20081008_034655_000000342072_00419_34541_2533.N1	08-OCT-2008 03:46:55	Bright	34.000	49	1Alp UMi	1.9900	6300.0	68	34541	No
50	GOM_NL__2PRFIN20081008_035503_000000372072_00419_34541_2534.N1	08-OCT-2008 03:55:03	Bright	36.500	36	50Alp UMa	1.8000	6300.0	73	34541	No
51	GOM_NL__2PRFIN20081008_035634_000000362072_00419_34541_2535.N1	08-OCT-2008 03:56:34	Bright	35.500	82	48Bet UMa	2.3650	10600.	71	34541	No
52	GOM_NL__2PRFIN20081008_035952_000000342072_00419_34541_2536.N1	08-OCT-2008 03:59:52	Bright	34.000	174	52Psi UMa	3.0040	4400.0	68	34541	No
53	GOM_NL__2PRFIN20081008_040637_000000382072_00419_34541_2537.N1	08-OCT-2008 04:06:37	Bright	38.000	166	17Eps Leo	2.9800	6000.0	76	34541	No
54	GOM_NL__2PRFIN20081008_040946_000000352072_00419_34541_2538.N1	08-OCT-2008 04:09:46	Bright	35.000	22	32Alp Leo	1.3600	15200.	70	34541	No
55	GOM_NL__2PRFIN20081008_041638_000000482072_00419_34541_2539.N1	08-OCT-2008 04:16:38	Twilight	47.500	48	30Alp Hya	1.9770	4100.0	95	34541	No
56	GOM_NL__2PRFIN20081008_042433_000000392072_00419_34541_2540.N1	08-OCT-2008 04:24:33	Dark	39.000	132	15Rho Pup	2.8030	6900.0	78	34541	No
57	GOM_NL__2PRFIN20081008_042616_000000422072_00419_34541_2541.N1	08-OCT-2008 04:26:16	Dark	41.500	65	Lam Vel	2.2040	4400.0	83	34541	No
58	GOM_NL__2PRFIN20081008_042910_000000422072_00419_34541_2542.N1	08-OCT-2008 04:29:10	Dark	41.500	34	Gam2Vel	1.7930	23000.	83	34541	No
59	GOM_NL__2PRFIN20081008_043105_000000502072_00420_34542_2543.N1	08-OCT-2008 04:31:05	Dark	50.000	41	Eps Car	1.8600	4100.0	100	34542	No
60	GOM_NL__2PRFIN20081008_043313_000000442072_00420_34542_2544.N1	08-OCT-2008 04:33:13	Dark	43.500	161	Tau Pup	2.9310	4500.0	87	34542	No
61	GOM_NL__2PRFIN20081008_043437_000000502072_00420_34542_2545.N1	08-OCT-2008 04:34:37	Dark	49.500	2	Alp Car	-0.73600	7000.0	99	34542	No
62	GOM_NL__2PRFIN20081008_044314_000000382072_00420_34542_2546.N1	08-OCT-2008 04:43:14	Dark	38.000	143	Alp Hyi	2.8570	7200.0	76	34542	No
63	GOM_NL__2PRFIN20081008_044442_000000492072_00420_34542_2547.N1	08-OCT-2008 04:44:42	Dark	48.500	9	Alp Eri	0.45300	24000.	97	34542	No
64	GOM_NL__2PRFIN20081008_044650_000000472072_00420_34542_2548.N1	08-OCT-2008 04:46:50	Straylight	47.000	157	The1Eri	2.9060	9300.0	94	34542	No
65	GOM_NL__2PRFIN20081008_044953_000000392072_00420_34542_2549.N1	08-OCT-2008 04:49:53	Straylight	38.500	84	Alp Phe	2.3970	4500.0	77	34542	No
66	GOM_NL__2PRFIN20081008_045636_000000442072_00420_34542_2550.N1	08-OCT-2008 04:56:36	Straylight	44.000	52	16Bet Cet	2.0370	4500.0	88	34542	No
67	GOM_NL__2PRFIN20081008_050633_000000382072_00420_34542_2551.N1	08-OCT-2008 05:06:33	Bright	38.000	140	88Gam Peg	2.8340	26000.	76	34542	No
68	GOM_NL__2PRFIN20081008_051036_000000382072_00420_34542_2552.N1	08-OCT-2008 05:10:36	Bright	37.500	58	21Alp And	2.0730	11000.	75	34542	No
69	GOM_NL__2PRFIN20081008_051854_000000392072_00420_34542_2553.N1	08-OCT-2008 05:18:54	Bright	38.500	68	18Alp Cas	2.2250	4500.0	77	34542	No
70	GOM_NL__2PRFIN20081008_052019_000000392072_00420_34542_2554.N1	08-OCT-2008 05:20:19	Bright	38.500	76	27Gam Cas	2.3000	30000.	77	34542	No
71	GOM_NL__2PRFIN20081008_052731_000000362072_00420_34542_2555.N1	08-OCT-2008 05:27:31	Bright	36.000	49	1Alp UMi	1.9900	6300.0	72	34542	No
72	GOM_NL__2PRFIN20081008_053539_000000362072_00420_34542_2556.N1	08-OCT-2008 05:35:39	Bright	36.000	36	50Alp UMa	1.8000	6300.0	72	34542	No
73	GOM_NL__2PRFIN20081008_053710_000000352072_00420_34542_2557.N1	08-OCT-2008 05:37:10	Bright	35.000	82	48Bet UMa	2.3650	10600.	70	34542	No
74	GOM_NL__2PRFIN20081008_054028_000000342072_00420_34542_2558.N1	08-OCT-2008 05:40:28	Bright	33.500	174	52Psi UMa	3.0040	4400.0	67	34542	No
75	GOM_NL__2PRFIN20081008_054713_000000372072_00420_34542_2559.N1	08-OCT-2008 05:47:13	Bright	36.500	166	17Eps Leo	2.9800	6000.0	73	34542	No
76	GOM_NL__2PRFIN20081008_055022_000000382072_00420_34542_2560.N1	08-OCT-2008 05:50:22	Bright	37.500	22	32Alp Leo	1.3600	15200.	75	34542	No
77	GOM_NL__2PRFIN20081008_055714_000000502072_00420_34542_2561.N1	08-OCT-2008 05:57:14	Twilight	50.000	48	30Alp Hya	1.9770	4100.0	100	34542	No
78	GOM_NL__2PRFIN20081008_060510_000000322072_00420_34542_2562.N1	08-OCT-2008 06:05:10	Dark	32.000	132	15Rho Pup	2.8030	6900.0	64	34542	No
79	GOM_NL__2PRFIN20081008_060652_000000442072_00420_34542_2563.N1	08-OCT-2008 06:06:52	Dark	43.500	65	Lam Vel	2.2040	4400.0	87	34542	No
80	GOM_NL__2PRFIN20081008_060946_000000422072_00420_34542_2564.N1	08-OCT-2008 06:09:46	Dark	41.500	34	Gam2Vel	1.7930	23000.	83	34542	No
81	GOM_NL__2PRFIN20081008_061141_000000512072_00421_34543_2563.N1	08-OCT-2008 06:11:41	Dark	51.000	41	Eps Car	1.8600	4100.0	102	34543	No
82	GOM_NL__2PRFIN20081008_061350_000000432072_00421_34543_2564.N1	08-OCT-2008 06:13:50	Dark	42.500	161	Tau Pup	2.9310	4500.0	85	34543	No
83	GOM_NL__2PRFIN20081008_061514_000000602072_00421_34543_2565.N1	08-OCT-2008 06:15:14	Dark	60.000	2	Alp Car	-0.73600	7000.0	120	34543	No
84	GOM_NL__2PRFIN20081008_062351_000000382072_00421_34543_2566.N1	08-OCT-2008 06:23:51	Dark	38.000	143	Alp Hyi	2.8570	7200.0	76	34543	No
85	GOM_NL__2PRFIN20081008_062518_000000452072_00421_34543_2567.N1	08-OCT-2008 06:25:18	Dark	45.000	9	Alp Eri	0.45300	24000.	90	34543	No
86	GOM_NL__2PRFIN20081008_062727_000000462072_00421_34543_2568.N1	08-OCT-2008 06:27:27	Straylight	46.000	157	The1Eri	2.9060	9300.0	92	34543	No
87	GOM_NL__2PRFIN20081008_063029_000000422072_00421_34543_2569.N1	08-OCT-2008 06:30:29	Straylight	41.500	84	Alp Phe	2.3970	4500.0	83	34543	No
88	GOM_NL__2PRFIN20081008_063712_000000462072_00421_34543_2570.N1	08-OCT-2008 06:37:12	Straylight	46.000	52	16Bet Cet	2.0370	4500.0	92	34543	No
89	GOM_NL__2PRFIN20081008_064709_000000382072_00421_34543_2571.N1	08-OCT-2008 06:47:09	Bright	38.000	140	88Gam Peg	2.8340	26000.	76	34543	No
90	GOM_NL__2PRFIN20081008_065112_000000372072_00421_34543_2572.N1	08-OCT-2008 06:51:12	Bright	36.500	58	21Alp And	2.0730	11000.	73	34543	No
91	GOM_NL__2PRFIN20081008_065930_000000392072_00421_34543_2573.N1	08-OCT-2008 06:59:30	Bright	39.000	68	18Alp Cas	2.2250	4500.0	78	34543	No
92	GOM_NL__2PRFIN20081008_070054_000000392072_00421_34543_2574.N1	08-OCT-2008 07:00:54	Bright	38.500	76	27Gam Cas	2.3000	30000.	77	34543	No
93	GOM_NL__2PRFIN20081008_070807_000000362072_00421_34543_2575.N1	08-OCT-2008 07:08:07	Bright	35.500	49	1Alp UMi	1.9900	6300.0	71	34543	No
94	GOM_NL__2PRFIN20081008_071615_000000332072_00421_34543_2576.N1	08-OCT-2008 07:16:15	Bright	33.000	36	50Alp UMa	1.8000	6300.0	66	34543	No
95	GOM_NL__2PRFIN20081008_071747_000000332072_00421_34543_2577.N1	08-OCT-2008 07:17:47	Bright	33.000	82	48Bet UMa	2.3650	10600.	66	34543	No
96	GOM_NL__2PRFIN20081008_072104_000000522072_00421_34543_2578.N1	08-OCT-2008 07:21:04	Bright	52.000	174	52Psi UMa	3.0040	4400.0	104	34543	No
97	GOM_NL__2PRFIN20081008_072750_000000392072_00421_34543_2579.N1	08-OCT-2008 07:27:50	Bright	38.500	166	17Eps Leo	2.9800	6000.0	77	34543	No
98	GOM_NL__2PRFIN20081008_073058_000000372072_00421_34543_2580.N1	08-OCT-2008 07:30:58	Bright	37.000	22	32Alp Leo	1.3600	15200.	74	34543	No
99	GOM_NL__2PRFIN20081008_073751_000000502072_00421_34543_2581.N1	08-OCT-2008 07:37:51	Twilight	49.500	48	30Alp Hya	1.9770	4100.0	99	34543	No
100	GOM_NL__2PRFIN20081008_074547_000000322072_00421_34543_2582.N1	08-OCT-2008 07:45:47	Dark	32.000	132	15Rho Pup	2.8030	6900.0	64	34543	No
101	GOM_NL__2PRFIN20081008_074729_000000452072_00421_34543_2583.N1	08-OCT-2008 07:47:29	Dark	45.000	65	Lam Vel	2.2040	4400.0	90	34543	No

102	GOM_NL__2PRFIN20081008_075023_000000422072_00421_34543_2584.N1	08-OCT-2008 07:50:23	Dark	42.000	34	Gam2Vel	1.7930	23000.	84	34543	No
103	GOM_NL__2PRFIN20081008_075217_000000422072_00422_34544_2583.N1	08-OCT-2008 07:52:17	Dark	42.000	41	Eps Car	1.8600	4100.0	84	34544	No
104	GOM_NL__2PRFIN20081008_075427_000000432072_00422_34544_2584.N1	08-OCT-2008 07:54:27	Dark	43.000	161	Tau Pup	2.9310	4500.0	86	34544	No
105	GOM_NL__2PRFIN20081008_075550_000000592072_00422_34544_2585.N1	08-OCT-2008 07:55:50	Dark	58.500	2	Alp Car	-0.73600	7000.0	117	34544	No
106	GOM_NL__2PRFIN20081008_080427_000000372072_00422_34544_2586.N1	08-OCT-2008 08:04:27	Dark	37.000	143	Alp Hyi	2.8570	7200.0	74	34544	No
107	GOM_NL__2PRFIN20081008_080554_000000442072_00422_34544_2587.N1	08-OCT-2008 08:05:54	Dark	44.000	9	Alp Eri	0.45300	24000.	88	34544	No
108	GOM_NL__2PRFIN20081008_080803_000000472072_00422_34544_2588.N1	08-OCT-2008 08:08:03	Straylight	46.500	157	The1Eri	2.9060	9300.0	93	34544	No
109	GOM_NL__2PRFIN20081008_081105_000000402072_00422_34544_2589.N1	08-OCT-2008 08:11:05	Straylight	39.500	84	Alp Phe	2.3970	4500.0	79	34544	No
110	GOM_NL__2PRFIN20081008_081748_000000452072_00422_34544_2590.N1	08-OCT-2008 08:17:48	Straylight	44.500	52	16Bet Cet	2.0370	4500.0	89	34544	No
111	GOM_NL__2PRFIN20081008_082745_000000382072_00422_34544_2591.N1	08-OCT-2008 08:27:45	Bright	37.500	140	88Gam Peg	2.8340	26000.	75	34544	No
112	GOM_NL__2PRFIN20081008_083148_000000382072_00422_34544_2592.N1	08-OCT-2008 08:31:48	Bright	37.500	58	21Alp And	2.0730	11000.	75	34544	No
113	GOM_NL__2PRFIN20081008_084006_000000362072_00422_34544_2593.N1	08-OCT-2008 08:40:06	Bright	36.000	68	18Alp Cas	2.2250	4500.0	72	34544	No
114	GOM_NL__2PRFIN20081008_084130_000000372072_00422_34544_2594.N1	08-OCT-2008 08:41:30	Bright	37.000	76	27Gam Cas	2.3000	30000.	74	34544	No
115	GOM_NL__2PRFIN20081008_084843_000000352072_00422_34544_2595.N1	08-OCT-2008 08:48:43	Bright	35.000	49	1Alp UMi	1.9900	6300.0	70	34544	No
116	GOM_NL__2PRFIN20081008_085651_000000372072_00422_34544_2596.N1	08-OCT-2008 08:56:51	Bright	36.500	36	50Alp UMa	1.8000	6300.0	73	34544	No
117	GOM_NL__2PRFIN20081008_085823_000000352072_00422_34544_2597.N1	08-OCT-2008 08:58:23	Bright	34.500	82	48Bet UMa	2.3650	10600.	69	34544	No
118	GOM_NL__2PRFIN20081008_090140_000000352072_00422_34544_2598.N1	08-OCT-2008 09:01:40	Bright	34.500	174	52Psi UMa	3.0040	4400.0	69	34544	No
119	GOM_NL__2PRFIN20081008_090826_000000382072_00422_34544_2599.N1	08-OCT-2008 09:08:26	Bright	38.000	166	17Eps Leo	2.9800	6000.0	76	34544	No
120	GOM_NL__2PRFIN20081008_091134_000000352072_00422_34544_2600.N1	08-OCT-2008 09:11:34	Bright	35.000	22	32Alp Leo	1.3600	15200.	70	34544	No
121	GOM_NL__2PRFIN20081008_091827_000000492072_00422_34544_2601.N1	08-OCT-2008 09:18:27	Twilight	48.500	48	30Alp Hya	1.9770	4100.0	97	34544	No
122	GOM_NL__2PRFIN20081008_092624_000000252072_00422_34544_2602.N1	08-OCT-2008 09:26:24	Dark	25.000	132	15Rho Pup	2.8030	6900.0	50	34544	No
123	GOM_NL__2PRFIN20081008_092805_000000452072_00422_34544_2603.N1	08-OCT-2008 09:28:05	Dark	45.000	65	Lam Vel	2.2040	4400.0	90	34544	No
124	GOM_NL__2PRFIN20081008_093100_000000412072_00422_34544_2604.N1	08-OCT-2008 09:31:00	Dark	40.500	34	Gam2Vel	1.7930	23000.	81	34544	No
125	GOM_NL__2PRFIN20081008_093254_000000482072_00423_34545_2620.N1	08-OCT-2008 09:32:54	Dark	47.500	41	Eps Car	1.8600	4100.0	95	34545	No
126	GOM_NL__2PRFIN20081008_093504_000000442072_00423_34545_2621.N1	08-OCT-2008 09:35:04	Dark	44.000	161	Tau Pup	2.9310	4500.0	88	34545	No
127	GOM_NL__2PRFIN20081008_093627_000000602072_00423_34545_2622.N1	08-OCT-2008 09:36:27	Dark	60.000	2	Alp Car	-0.73600	7000.0	120	34545	No
128	GOM_NL__2PRFIN20081008_094503_000000372072_00423_34545_2623.N1	08-OCT-2008 09:45:03	Dark	36.500	143	Alp Hyi	2.8570	7200.0	73	34545	No
129	GOM_NL__2PRFIN20081008_094631_000000402072_00423_34545_2624.N1	08-OCT-2008 09:46:31	Dark	39.500	9	Alp Eri	0.45300	24000.	79	34545	No
130	GOM_NL__2PRFIN20081008_094840_000000462072_00423_34545_2625.N1	08-OCT-2008 09:48:40	Straylight	46.000	157	The1Eri	2.9060	9300.0	92	34545	No
131	GOM_NL__2PRFIN20081008_095141_000000402072_00423_34545_2626.N1	08-OCT-2008 09:51:41	Straylight	40.000	84	Alp Phe	2.3970	4500.0	80	34545	No
132	GOM_NL__2PRFIN20081008_095824_000000462072_00423_34545_2627.N1	08-OCT-2008 09:58:24	Straylight	45.500	52	16Bet Cet	2.0370	4500.0	91	34545	No
133	GOM_NL__2PRFIN20081008_100821_000000382072_00423_34545_2628.N1	08-OCT-2008 10:08:21	Bright	37.500	140	88Gam Peg	2.8340	26000.	75	34545	No
134	GOM_NL__2PRFIN20081008_101223_000000382072_00423_34545_2629.N1	08-OCT-2008 10:12:23	Bright	37.500	58	21Alp And	2.0730	11000.	75	34545	No
135	GOM_NL__2PRFIN20081008_102041_000000392072_00423_34545_2630.N1	08-OCT-2008 10:20:41	Bright	39.000	68	18Alp Cas	2.2250	4500.0	78	34545	No
136	GOM_NL__2PRFIN20081008_102205_000000392072_00423_34545_2631.N1	08-OCT-2008 10:22:05	Bright	38.500	76	27Gam Cas	2.3000	30000.	77	34545	No
137	GOM_NL__2PRFIN20081008_102919_000000372072_00423_34545_2632.N1	08-OCT-2008 10:29:19	Bright	37.000	49	1Alp UMi	1.9900	6300.0	74	34545	No
138	GOM_NL__2PRFIN20081008_103727_000000522072_00423_34545_2633.N1	08-OCT-2008 10:37:27	Bright	52.000	36	50Alp UMa	1.8000	6300.0	104	34545	No
139	GOM_NL__2PRFIN20081008_103858_000000342072_00423_34545_2634.N1	08-OCT-2008 10:38:58	Bright	33.500	82	48Bet UMa	2.3650	10600.	67	34545	No
140	GOM_NL__2PRFIN20081008_104216_000000342072_00423_34545_2635.N1	08-OCT-2008 10:42:16	Bright	34.000	174	52Psi UMa	3.0040	4400.0	68	34545	No
141	GOM_NL__2PRFIN20081008_104902_000000382072_00423_34545_2636.N1	08-OCT-2008 10:49:02	Bright	37.500	166	17Eps Leo	2.9800	6000.0	75	34545	No
142	GOM_NL__2PRFIN20081008_105211_000000352072_00423_34545_2637.N1	08-OCT-2008 10:52:11	Bright	34.500	22	32Alp Leo	1.3600	15200.	69	34545	No
143	GOM_NL__2PRFIN20081008_105903_000000472072_00423_34545_2638.N1	08-OCT-2008 10:59:03	Twilight	47.000	48	30Alp Hya	1.9770	4100.0	94	34545	No
144	GOM_NL__2PRFIN20081008_110701_000000252072_00423_34545_2639.N1	08-OCT-2008 11:07:01	Dark	25.000	132	15Rho Pup	2.8030	6900.0	50	34545	No
145	GOM_NL__2PRFIN20081008_110842_000000472072_00423_34545_2640.N1	08-OCT-2008 11:08:42	Dark	47.000	65	Lam Vel	2.2040	4400.0	94	34545	No
146	GOM_NL__2PRFIN20081008_111136_000000422072_00423_34545_2641.N1	08-OCT-2008 11:11:36	Dark	41.500	34	Gam2Vel	1.7930	23000.	83	34545	No
147	GOM_NL__2PRFIN20081008_111330_000000492072_00424_34546_2642.N1	08-OCT-2008 11:13:30	Dark	49.000	41	Eps Car	1.8600	4100.0	98	34546	No
148	GOM_NL__2PRFIN20081008_111540_000000442072_00424_34546_2643.N1	08-OCT-2008 11:15:40	Dark	44.000	161	Tau Pup	2.9310	4500.0	88	34546	No
149	GOM_NL__2PRFIN20081008_111704_000000472072_00424_34546_2644.N1	08-OCT-2008 11:17:04	Dark	46.500	2	Alp Car	-0.73600	7000.0	93	34546	No
150	GOM_NL__2PRFIN20081008_112539_000000372072_00424_34546_2645.N1	08-OCT-2008 11:25:39	Dark	37.000	143	Alp Hyi	2.8570	7200.0	74	34546	No
151	GOM_NL__2PRFIN20081008_112707_000000512072_00424_34546_2646.N1	08-OCT-2008 11:27:07	Dark	50.500	9	Alp Eri	0.45300	24000.	101	34546	No
152	GOM_NL__2PRFIN20081008_112916_000000472072_00424_34546_2647.N1	08-OCT-2008 11:29:16	Straylight	47.000	157	The1Eri	2.9060	9300.0	94	34546	No
153	GOM_NL__2PRFIN20081008_113217_000000402072_00424_34546_2648.N1	08-OCT-2008 11:32:17	Straylight	39.500	84	Alp Phe	2.3970	4500.0	79	34546	No
154	GOM_NL__2PRFIN20081008_113900_000000462072_00424_34546_2649.N1	08-OCT-2008 11:39:00	Straylight	46.000	52	16Bet Cet	2.0370	4500.0	92	34546	No
155	GOM_NL__2PRFIN20081008_114857_000000372072_00424_34546_2650.N1	08-OCT-2008 11:48:57	Bright	37.000	140	88Gam Peg	2.8340	26000.	74	34546	No
156	GOM_NL__2PRFIN20081008_115259_000000382072_00424_34546_2651.N1	08-OCT-2008 11:52:59	Bright	38.000	58	21Alp And	2.0730	11000.	76	34546	No
157	GOM_NL__2PRFIN20081008_120117_000000402072_00424_34546_2652.N1	08-OCT-2008 12:01:17	Bright	40.000	68	18Alp Cas	2.2250	4500.0	80	34546	No
158	GOM_NL__2PRFIN20081008_120241_000000392072_00424_34546_2653.N1	08-OCT-2008 12:02:41	Bright	38.500	76	27Gam Cas	2.3000	30000.	77	34546	No
159	GOM_NL__2PRFIN20081008_120954_000000352072_00424_34546_2654.N1	08-OCT-2008 12:09:54	Bright	35.000	49	1Alp UMi	1.9900	6300.0	70	34546	No
160	GOM_NL__2PRFIN20081008_121803_000000372072_00424_34546_2655.N1	08-OCT-2008 12:18:03	Bright	36.500	36	50Alp UMa	1.8000	6300.0	73	34546	No

161	GOM_NL__2PRFIN20081008_121934_000000362072_00424_34546_2656.N1	08-OCT-2008 12:19:34	Bright	35.500	82	48Bet UMa	2.3650	10600.	71	34546	No
162	GOM_NL__2PRFIN20081008_122252_000000352072_00424_34546_2657.N1	08-OCT-2008 12:22:52	Bright	35.000	174	52Psi UMa	3.0040	4400.0	70	34546	No
163	GOM_NL__2PRFIN20081008_122938_000000382072_00424_34546_2658.N1	08-OCT-2008 12:29:38	Bright	37.500	166	17Eps Leo	2.9800	6000.0	75	34546	No
164	GOM_NL__2PRFIN20081008_123247_000000372072_00424_34546_2659.N1	08-OCT-2008 12:32:47	Bright	37.000	22	32Alp Leo	1.3600	15200.	74	34546	No
165	GOM_NL__2PRFIN20081008_123940_000000522072_00424_34546_2660.N1	08-OCT-2008 12:39:40	Twilight	52.000	48	30Alp Hya	1.9770	4100.0	104	34546	No
166	GOM_NL__2PRFIN20081008_124918_000000432072_00424_34546_2661.N1	08-OCT-2008 12:49:18	Dark	43.000	65	Lam Vel	2.2040	4400.0	86	34546	No
167	GOM_NL__2PRFIN20081008_125213_000000412072_00424_34546_2662.N1	08-OCT-2008 12:52:13	Dark	41.000	34	Gam2Vel	1.7930	23000.	82	34546	No
168	GOM_NL__2PRFIN20081008_125406_000000492072_00425_34547_2663.N1	08-OCT-2008 12:54:06	Dark	49.000	41	Eps Car	1.8600	4100.0	98	34547	No
169	GOM_NL__2PRFIN20081008_125617_000000452072_00425_34547_2664.N1	08-OCT-2008 12:56:17	Dark	44.500	161	Tau Pup	2.9310	4500.0	89	34547	No
170	GOM_NL__2PRFIN20081008_125741_000000472072_00425_34547_2665.N1	08-OCT-2008 12:57:41	Dark	47.000	2	Alp Car	-0.73600	7000.0	94	34547	No
171	GOM_NL__2PRFIN20081008_130616_000000382072_00425_34547_2666.N1	08-OCT-2008 13:06:16	Dark	38.000	143	Alp Hyi	2.8570	7200.0	76	34547	No
172	GOM_NL__2PRFIN20081008_130743_000000392072_00425_34547_2667.N1	08-OCT-2008 13:07:43	Dark	39.000	9	Alp Eri	0.45300	24000.	78	34547	No
173	GOM_NL__2PRFIN20081008_130953_000000462072_00425_34547_2668.N1	08-OCT-2008 13:09:53	Straylight	45.500	157	The1Eri	2.9060	9300.0	91	34547	No
174	GOM_NL__2PRFIN20081008_131253_000000392072_00425_34547_2669.N1	08-OCT-2008 13:12:53	Straylight	38.500	84	Alp Phe	2.3970	4500.0	77	34547	No
175	GOM_NL__2PRFIN20081008_131936_000000462072_00425_34547_2670.N1	08-OCT-2008 13:19:36	Straylight	45.500	52	16Bet Cet	2.0370	4500.0	91	34547	No
176	GOM_NL__2PRFIN20081008_132933_000000372072_00425_34547_2671.N1	08-OCT-2008 13:29:33	Bright	37.000	140	88Gam Peg	2.8340	26000.	74	34547	No
177	GOM_NL__2PRFIN20081008_133335_000000382072_00425_34547_2672.N1	08-OCT-2008 13:33:35	Bright	38.000	58	21Alp And	2.0730	11000.	76	34547	No
178	GOM_NL__2PRFIN20081008_134152_000000392072_00425_34547_2673.N1	08-OCT-2008 13:41:52	Bright	38.500	68	18Alp Cas	2.2250	4500.0	77	34547	No
179	GOM_NL__2PRFIN20081008_134317_000000392072_00425_34547_2674.N1	08-OCT-2008 13:43:17	Bright	38.500	76	27Gam Cas	2.3000	30000.	77	34547	No
180	GOM_NL__2PRFIN20081008_135030_000000332072_00425_34547_2675.N1	08-OCT-2008 13:50:30	Bright	33.000	49	1Alp UMi	1.9900	6300.0	66	34547	No
181	GOM_NL__2PRFIN20081008_135839_000000382072_00425_34547_2676.N1	08-OCT-2008 13:58:39	Bright	37.500	36	50Alp UMa	1.8000	6300.0	75	34547	No
182	GOM_NL__2PRFIN20081008_140010_000000342072_00425_34547_2677.N1	08-OCT-2008 14:00:10	Bright	34.000	82	48Bet UMa	2.3650	10600.	68	34547	No
183	GOM_NL__2PRFIN20081008_140329_000000352072_00425_34547_2678.N1	08-OCT-2008 14:03:29	Bright	34.500	174	52Psi UMa	3.0040	4400.0	69	34547	No
184	GOM_NL__2PRFIN20081008_141014_000000452072_00425_34547_2679.N1	08-OCT-2008 14:10:14	Bright	45.000	166	17Eps Leo	2.9800	6000.0	90	34547	No
185	GOM_NL__2PRFIN20081008_141323_000000372072_00425_34547_2680.N1	08-OCT-2008 14:13:23	Bright	37.000	22	32Alp Leo	1.3600	15200.	74	34547	No
186	GOM_NL__2PRFIN20081008_142016_000000492072_00425_34547_2681.N1	08-OCT-2008 14:20:16	Twilight	48.500	48	30Alp Hya	1.9770	4100.0	97	34547	No
187	GOM_NL__2PRFIN20081008_142954_000000472072_00425_34547_2682.N1	08-OCT-2008 14:29:54	Dark	47.000	65	Lam Vel	2.2040	4400.0	94	34547	No
188	GOM_NL__2PRFIN20081008_143249_000000412072_00425_34547_2683.N1	08-OCT-2008 14:32:49	Dark	41.000	34	Gam2Vel	1.7930	23000.	82	34547	No
189	GOM_NL__2PRFIN20081008_143443_000000462072_00426_34548_2676.N1	08-OCT-2008 14:34:43	Dark	45.500	41	Eps Car	1.8600	4100.0	91	34548	No
190	GOM_NL__2PRFIN20081008_143654_000000472072_00426_34548_2677.N1	08-OCT-2008 14:36:54	Dark	47.000	161	Tau Pup	2.9310	4500.0	94	34548	No
191	GOM_NL__2PRFIN20081008_143817_000000492072_00426_34548_2678.N1	08-OCT-2008 14:38:17	Dark	49.000	2	Alp Car	-0.73600	7000.0	98	34548	No
192	GOM_NL__2PRFIN20081008_144652_000000392072_00426_34548_2679.N1	08-OCT-2008 14:46:52	Dark	38.500	143	Alp Hyi	2.8570	7200.0	77	34548	No
193	GOM_NL__2PRFIN20081008_144819_000000392072_00426_34548_2680.N1	08-OCT-2008 14:48:19	Dark	39.000	9	Alp Eri	0.45300	24000.	78	34548	No
194	GOM_NL__2PRFIN20081008_145029_000000472072_00426_34548_2681.N1	08-OCT-2008 14:50:29	Straylight	46.500	157	The1Eri	2.9060	9300.0	93	34548	No
195	GOM_NL__2PRFIN20081008_145330_000000402072_00426_34548_2682.N1	08-OCT-2008 14:53:30	Straylight	39.500	84	Alp Phe	2.3970	4500.0	79	34548	No
196	GOM_NL__2PRFIN20081008_150012_000000422072_00426_34548_2683.N1	08-OCT-2008 15:00:12	Straylight	42.000	52	16Bet Cet	2.0370	4500.0	84	34548	No
197	GOM_NL__2PRFIN20081008_151008_000000372072_00426_34548_2684.N1	08-OCT-2008 15:10:08	Bright	36.500	140	88Gam Peg	2.8340	26000.	73	34548	No
198	GOM_NL__2PRFIN20081008_151410_000000382072_00426_34548_2685.N1	08-OCT-2008 15:14:10	Bright	37.500	58	21Alp And	2.0730	11000.	75	34548	No
199	GOM_NL__2PRFIN20081008_151714_000000322072_00426_34548_2686.N1	08-OCT-2008 15:17:14	Bright	32.000	53	43Bet And	2.0480	3300.0	64	34548	No
200	GOM_NL__2PRFIN20081008_152228_000000382072_00426_34548_2687.N1	08-OCT-2008 15:22:28	Bright	37.500	68	18Alp Cas	2.2250	4500.0	75	34548	No
201	GOM_NL__2PRFIN20081008_152352_000000392072_00426_34548_2688.N1	08-OCT-2008 15:23:52	Bright	38.500	76	27Gam Cas	2.3000	30000.	77	34548	No
202	GOM_NL__2PRFIN20081008_153106_000000352072_00426_34548_2689.N1	08-OCT-2008 15:31:06	Bright	35.000	49	1Alp UMi	1.9900	6300.0	70	34548	No
203	GOM_NL__2PRFIN20081008_153915_000000372072_00426_34548_2690.N1	08-OCT-2008 15:39:15	Bright	37.000	36	50Alp UMa	1.8000	6300.0	74	34548	No
204	GOM_NL__2PRFIN20081008_154047_000000362072_00426_34548_2691.N1	08-OCT-2008 15:40:47	Bright	36.000	82	48Bet UMa	2.3650	10600.	72	34548	No
205	GOM_NL__2PRFIN20081008_154405_000000342072_00426_34548_2692.N1	08-OCT-2008 15:44:05	Bright	34.000	174	52Psi UMa	3.0040	4400.0	68	34548	No
206	GOM_NL__2PRFIN20081008_155050_000000412072_00426_34548_2693.N1	08-OCT-2008 15:50:50	Bright	40.500	166	17Eps Leo	2.9800	6000.0	81	34548	No
207	GOM_NL__2PRFIN20081008_155359_000000382072_00426_34548_2694.N1	08-OCT-2008 15:53:59	Bright	37.500	22	32Alp Leo	1.3600	15200.	75	34548	No
208	GOM_NL__2PRFIN20081008_160053_000000512072_00426_34548_2695.N1	08-OCT-2008 16:00:53	Twilight	50.500	48	30Alp Hya	1.9770	4100.0	101	34548	No
209	GOM_NL__2PRFIN20081008_161031_000000502072_00426_34548_2696.N1	08-OCT-2008 16:10:31	Dark	49.500	65	Lam Vel	2.2040	4400.0	99	34548	No
210	GOM_NL__2PRFIN20081008_161326_000000402072_00426_34548_2697.N1	08-OCT-2008 16:13:26	Dark	39.500	34	Gam2Vel	1.7930	23000.	79	34548	No
211	GOM_NL__2PRFIN20081008_161519_000000392072_00427_34549_2687.N1	08-OCT-2008 16:15:19	Dark	39.000	41	Eps Car	1.8600	4100.0	78	34549	No
212	GOM_NL__2PRFIN20081008_161730_000000442072_00427_34549_2688.N1	08-OCT-2008 16:17:30	Dark	43.500	161	Tau Pup	2.9310	4500.0	87	34549	No
213	GOM_NL__2PRFIN20081008_161854_000000482072_00427_34549_2689.N1	08-OCT-2008 16:18:54	Dark	47.500	2	Alp Car	-0.73600	7000.0	95	34549	No
214	GOM_NL__2PRFIN20081008_162728_000000392072_00427_34549_2690.N1	08-OCT-2008 16:27:28	Dark	38.500	143	Alp Hyi	2.8570	7200.0	77	34549	No
215	GOM_NL__2PRFIN20081008_162856_000000432072_00427_34549_2691.N1	08-OCT-2008 16:28:56	Dark	43.000	9	Alp Eri	0.45300	24000.	86	34549	No
216	GOM_NL__2PRFIN20081008_163106_000000482072_00427_34549_2692.N1	08-OCT-2008 16:31:06	Straylight	47.500	157	The1Eri	2.9060	9300.0	95	34549	No
217	GOM_NL__2PRFIN20081008_163406_000000412072_00427_34549_2693.N1	08-OCT-2008 16:34:06	Straylight	41.000	84	Alp Phe	2.3970	4500.0	82	34549	No
218	GOM_NL__2PRFIN20081008_164048_000000462072_00427_34549_2694.N1	08-OCT-2008 16:40:48	Straylight	46.000	52	16Bet Cet	2.0370	4500.0	92	34549	No
219	GOM_NL__2PRFIN20081008_165044_000000382072_00427_34549_2695.N1	08-OCT-2008 16:50:44	Bright	37.500	140	88Gam Peg	2.8340	26000.	75	34549	No

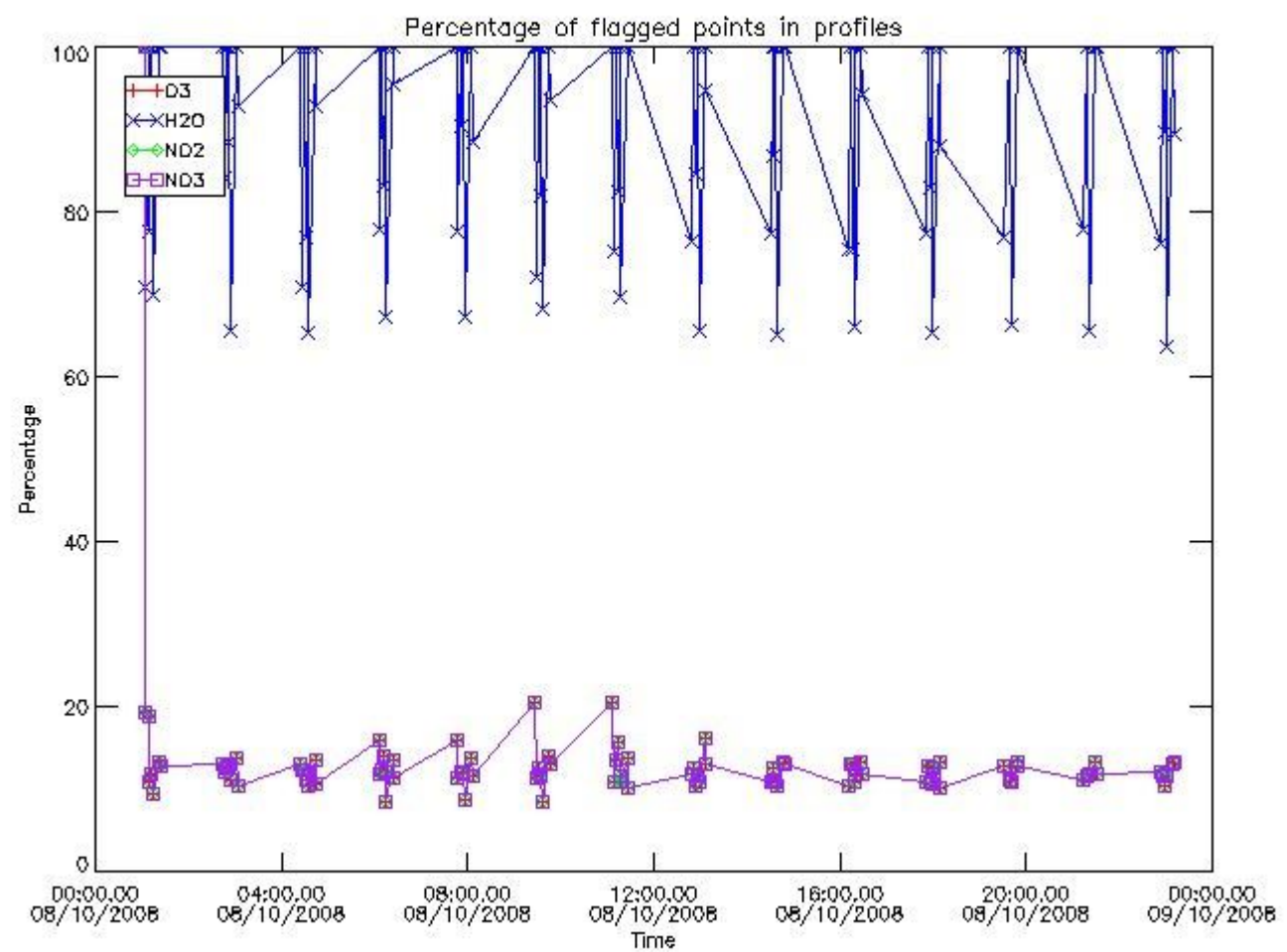
220	GOM_NL__2PRFIN20081008_165446_000000382072_00427_34549_2696.N1	08-OCT-2008 16:54:46	Bright	37.500	58	21Alp And	2.0730	11000.	75	34549	No
221	GOM_NL__2PRFIN20081008_165749_000000322072_00427_34549_2697.N1	08-OCT-2008 16:57:49	Bright	32.000	53	43Bet And	2.0480	3300.0	64	34549	No
222	GOM_NL__2PRFIN20081008_170304_000000392072_00427_34549_2698.N1	08-OCT-2008 17:03:04	Bright	39.000	68	18Alp Cas	2.2250	4500.0	78	34549	No
223	GOM_NL__2PRFIN20081008_170428_000000392072_00427_34549_2699.N1	08-OCT-2008 17:04:28	Bright	38.500	76	27Gam Cas	2.3000	30000.	77	34549	No
224	GOM_NL__2PRFIN20081008_171142_000000362072_00427_34549_2700.N1	08-OCT-2008 17:11:42	Bright	36.000	49	1Alp UMi	1.9900	6300.0	72	34549	No
225	GOM_NL__2PRFIN20081008_171951_000000342072_00427_34549_2701.N1	08-OCT-2008 17:19:51	Bright	34.000	36	50Alp UMa	1.8000	6300.0	68	34549	No
226	GOM_NL__2PRFIN20081008_172123_000000352072_00427_34549_2702.N1	08-OCT-2008 17:21:23	Bright	34.500	82	48Bet UMa	2.3650	10600.	69	34549	No
227	GOM_NL__2PRFIN20081008_172441_000000392072_00427_34549_2703.N1	08-OCT-2008 17:24:41	Bright	39.000	174	52Psi UMa	3.0040	4400.0	78	34549	No
228	GOM_NL__2PRFIN20081008_173127_000000472072_00427_34549_2704.N1	08-OCT-2008 17:31:27	Bright	46.500	166	17Eps Leo	2.9800	6000.0	93	34549	No
229	GOM_NL__2PRFIN20081008_173435_000000372072_00427_34549_2705.N1	08-OCT-2008 17:34:35	Bright	36.500	22	32Alp Leo	1.3600	15200.	73	34549	No
230	GOM_NL__2PRFIN20081008_174129_000000492072_00427_34549_2706.N1	08-OCT-2008 17:41:29	Twilight	48.500	48	30Alp Hya	1.9770	4100.0	97	34549	No
231	GOM_NL__2PRFIN20081008_175107_000000472072_00427_34549_2707.N1	08-OCT-2008 17:51:07	Dark	47.000	65	Lam Vel	2.2040	4400.0	94	34549	No
232	GOM_NL__2PRFIN20081008_175402_000000402072_00427_34549_2708.N1	08-OCT-2008 17:54:02	Dark	40.000	34	Gam2Vel	1.7930	23000.	80	34549	No
233	GOM_NL__2PRFIN20081008_175556_000000472072_00428_34550_2710.N1	08-OCT-2008 17:55:56	Dark	47.000	41	Eps Car	1.8600	4100.0	94	34550	No
234	GOM_NL__2PRFIN20081008_175807_000000452072_00428_34550_2711.N1	08-OCT-2008 17:58:07	Dark	45.000	161	Tau Pup	2.9310	4500.0	90	34550	No
235	GOM_NL__2PRFIN20081008_175931_000000482072_00428_34550_2712.N1	08-OCT-2008 17:59:31	Dark	48.000	2	Alp Car	-0.73600	7000.0	96	34550	No
236	GOM_NL__2PRFIN20081008_180805_000000392072_00428_34550_2713.N1	08-OCT-2008 18:08:05	Dark	38.500	143	Alp Hyi	2.8570	7200.0	77	34550	No
237	GOM_NL__2PRFIN20081008_180932_000000502072_00428_34550_2714.N1	08-OCT-2008 18:09:32	Dark	50.000	9	Alp Eri	0.45300	24000.	100	34550	No
238	GOM_NL__2PRFIN20081008_181143_000000482072_00428_34550_2715.N1	08-OCT-2008 18:11:43	Straylight	47.500	157	The1Eri	2.9060	9300.0	95	34550	No
239	GOM_NL__2PRFIN20081008_181442_000000432072_00428_34550_2716.N1	08-OCT-2008 18:14:42	Straylight	43.000	84	Alp Phe	2.3970	4500.0	86	34550	No
240	GOM_NL__2PRFIN20081008_182124_000000452072_00428_34550_2717.N1	08-OCT-2008 18:21:24	Straylight	45.000	52	16Bet Cet	2.0370	4500.0	90	34550	No
241	GOM_NL__2PRFIN20081008_183120_000000372072_00428_34550_2718.N1	08-OCT-2008 18:31:20	Bright	37.000	140	88Gam Peg	2.8340	26000.	74	34550	No
242	GOM_NL__2PRFIN20081008_183522_000000382072_00428_34550_2719.N1	08-OCT-2008 18:35:22	Bright	38.000	58	21Alp And	2.0730	11000.	76	34550	No
243	GOM_NL__2PRFIN20081008_183825_000000392072_00428_34550_2720.N1	08-OCT-2008 18:38:25	Bright	39.000	53	43Bet And	2.0480	3300.0	78	34550	No
244	GOM_NL__2PRFIN20081008_184339_000000392072_00428_34550_2721.N1	08-OCT-2008 18:43:39	Bright	39.000	68	18Alp Cas	2.2250	4500.0	78	34550	No
245	GOM_NL__2PRFIN20081008_184504_000000392072_00428_34550_2722.N1	08-OCT-2008 18:45:04	Bright	38.500	76	27Gam Cas	2.3000	30000.	77	34550	No
246	GOM_NL__2PRFIN20081008_185218_000000352072_00428_34550_2723.N1	08-OCT-2008 18:52:18	Bright	35.000	49	1Alp UMi	1.9900	6300.0	70	34550	No
247	GOM_NL__2PRFIN20081008_190027_000000382072_00428_34550_2724.N1	08-OCT-2008 19:00:27	Bright	38.000	36	50Alp UMa	1.8000	6300.0	76	34550	No
248	GOM_NL__2PRFIN20081008_190158_000000342072_00428_34550_2725.N1	08-OCT-2008 19:01:58	Bright	33.500	82	48Bet UMa	2.3650	10600.	67	34550	No
249	GOM_NL__2PRFIN20081008_190517_000000342072_00428_34550_2726.N1	08-OCT-2008 19:05:17	Bright	34.000	174	52Psi UMa	3.0040	4400.0	68	34550	No
250	GOM_NL__2PRFIN20081008_191203_000000552072_00428_34550_2727.N1	08-OCT-2008 19:12:03	Bright	55.000	166	17Eps Leo	2.9800	6000.0	110	34550	No
251	GOM_NL__2PRFIN20081008_191511_000000542072_00428_34550_2728.N1	08-OCT-2008 19:15:11	Bright	54.000	22	32Alp Leo	1.3600	15200.	108	34550	No
252	GOM_NL__2PRFIN20081008_192206_000000482072_00428_34550_2729.N1	08-OCT-2008 19:22:06	Twilight	48.000	48	30Alp Hya	1.9770	4100.0	96	34550	No
253	GOM_NL__2PRFIN20081008_193144_000000442072_00428_34550_2730.N1	08-OCT-2008 19:31:44	Dark	43.500	65	Lam Vel	2.2040	4400.0	87	34550	No
254	GOM_NL__2PRFIN20081008_193844_000000462072_00429_34551_2724.N1	08-OCT-2008 19:38:44	Dark	45.500	161	Tau Pup	2.9310	4500.0	91	34551	No
255	GOM_NL__2PRFIN20081008_194008_000000472072_00429_34551_2725.N1	08-OCT-2008 19:40:08	Dark	46.500	2	Alp Car	-0.73600	7000.0	93	34551	No
256	GOM_NL__2PRFIN20081008_194841_000000392072_00429_34551_2726.N1	08-OCT-2008 19:48:41	Dark	38.500	143	Alp Hyi	2.8570	7200.0	77	34551	No
257	GOM_NL__2PRFIN20081008_195008_000000402072_00429_34551_2727.N1	08-OCT-2008 19:50:08	Dark	40.000	9	Alp Eri	0.45300	24000.	80	34551	No
258	GOM_NL__2PRFIN20081008_195219_000000462072_00429_34551_2728.N1	08-OCT-2008 19:52:19	Straylight	46.000	157	The1Eri	2.9060	9300.0	92	34551	No
259	GOM_NL__2PRFIN20081008_195522_000000392072_00429_34551_2729.N1	08-OCT-2008 19:55:22	Straylight	39.000	84	Alp Phe	2.3970	4500.0	78	34551	No
260	GOM_NL__2PRFIN20081008_200201_000000452072_00429_34551_2730.N1	08-OCT-2008 20:02:01	Straylight	45.000	52	16Bet Cet	2.0370	4500.0	90	34551	No
261	GOM_NL__2PRFIN20081008_201156_000000382072_00429_34551_2731.N1	08-OCT-2008 20:11:56	Bright	37.500	140	88Gam Peg	2.8340	26000.	75	34551	No
262	GOM_NL__2PRFIN20081008_201558_000000382072_00429_34551_2732.N1	08-OCT-2008 20:15:58	Bright	38.000	58	21Alp And	2.0730	11000.	76	34551	No
263	GOM_NL__2PRFIN20081008_201900_000000392072_00429_34551_2733.N1	08-OCT-2008 20:19:00	Bright	39.000	53	43Bet And	2.0480	3300.0	78	34551	No
264	GOM_NL__2PRFIN20081008_202415_000000372072_00429_34551_2734.N1	08-OCT-2008 20:24:15	Bright	36.500	68	18Alp Cas	2.2250	4500.0	73	34551	No
265	GOM_NL__2PRFIN20081008_202539_000000392072_00429_34551_2735.N1	08-OCT-2008 20:25:39	Bright	38.500	76	27Gam Cas	2.3000	30000.	77	34551	No
266	GOM_NL__2PRFIN20081008_203254_000000362072_00429_34551_2736.N1	08-OCT-2008 20:32:54	Bright	36.000	49	1Alp UMi	1.9900	6300.0	72	34551	No
267	GOM_NL__2PRFIN20081008_204103_000000372072_00429_34551_2737.N1	08-OCT-2008 20:41:03	Bright	36.500	36	50Alp UMa	1.8000	6300.0	73	34551	No
268	GOM_NL__2PRFIN20081008_204235_000000342072_00429_34551_2738.N1	08-OCT-2008 20:42:35	Bright	34.000	82	48Bet UMa	2.3650	10600.	68	34551	No
269	GOM_NL__2PRFIN20081008_204553_000000362072_00429_34551_2739.N1	08-OCT-2008 20:45:53	Bright	36.000	174	52Psi UMa	3.0040	4400.0	72	34551	No
270	GOM_NL__2PRFIN20081008_205239_000000572072_00429_34551_2740.N1	08-OCT-2008 20:52:39	Bright	57.000	166	17Eps Leo	2.9800	6000.0	114	34551	No
271	GOM_NL__2PRFIN20081008_205548_000000372072_00429_34551_2741.N1	08-OCT-2008 20:55:48	Bright	37.000	22	32Alp Leo	1.3600	15200.	74	34551	No
272	GOM_NL__2PRFIN20081008_210242_000000522072_00429_34551_2742.N1	08-OCT-2008 21:02:42	Twilight	51.500	48	30Alp Hya	1.9770	4100.0	103	34551	No
273	GOM_NL__2PRFIN20081008_211220_000000462072_00429_34551_2743.N1	08-OCT-2008 21:12:20	Dark	45.500	65	Lam Vel	2.2040	4400.0	91	34551	No
274	GOM_NL__2PRFIN20081008_211921_000000452072_00430_34552_2738.N1	08-OCT-2008 21:19:21	Dark	44.500	161	Tau Pup	2.9310	4500.0	89	34552	No
275	GOM_NL__2PRFIN20081008_212044_000000472072_00430_34552_2739.N1	08-OCT-2008 21:20:44	Dark	47.000	2	Alp Car	-0.73600	7000.0	94	34552	No
276	GOM_NL__2PRFIN20081008_212917_000000392072_00430_34552_2740.N1	08-OCT-2008 21:29:17	Dark	38.500	143	Alp Hyi	2.8570	7200.0	77	34552	No
277	GOM_NL__2PRFIN20081008_213044_000000442072_00430_34552_2741.N1	08-OCT-2008 21:30:44	Dark	43.500	9	Alp Eri	0.45300	24000.	87	34552	No
278	GOM_NL__2PRFIN20081008_213255_000000482072_00430_34552_2742.N1	08-OCT-2008 21:32:55	Straylight	48.000	157	The1Eri	2.9060	9300.0	96	34552	No

279	GOM_NL__2PRFIN20081008_214237_000000432072_00430_34552_2743.N1	08-OCT-2008 21:42:37	Straylight	43.000	52	16Bet Cet	2.0370	4500.0	86	34552	No
280	GOM_NL__2PRFIN20081008_215232_000000382072_00430_34552_2744.N1	08-OCT-2008 21:52:32	Bright	38.000	140	88Gam Peg	2.8340	26000.	76	34552	No
281	GOM_NL__2PRFIN20081008_215634_000000382072_00430_34552_2745.N1	08-OCT-2008 21:56:34	Bright	38.000	58	21Alp And	2.0730	11000.	76	34552	No
282	GOM_NL__2PRFIN20081008_215935_000000452072_00430_34552_2746.N1	08-OCT-2008 21:59:35	Bright	44.500	53	43Bet And	2.0480	3300.0	89	34552	No
283	GOM_NL__2PRFIN20081008_220451_000000402072_00430_34552_2747.N1	08-OCT-2008 22:04:51	Bright	40.000	68	18Alp Cas	2.2250	4500.0	80	34552	No
284	GOM_NL__2PRFIN20081008_220615_000000382072_00430_34552_2748.N1	08-OCT-2008 22:06:15	Bright	37.500	76	27Gam Cas	2.3000	30000.	75	34552	No
285	GOM_NL__2PRFIN20081008_221330_000000362072_00430_34552_2749.N1	08-OCT-2008 22:13:30	Bright	36.000	49	1Alp UMi	1.9900	6300.0	72	34552	No
286	GOM_NL__2PRFIN20081008_222139_000000362072_00430_34552_2750.N1	08-OCT-2008 22:21:39	Bright	36.000	36	50Alp UMa	1.8000	6300.0	72	34552	No
287	GOM_NL__2PRFIN20081008_222310_000000522072_00430_34552_2751.N1	08-OCT-2008 22:23:10	Bright	52.000	82	48Bet UMa	2.3650	10600.	104	34552	No
288	GOM_NL__2PRFIN20081008_222629_000000352072_00430_34552_2752.N1	08-OCT-2008 22:26:29	Bright	35.000	174	52Psi UMa	3.0040	4400.0	70	34552	No
289	GOM_NL__2PRFIN20081008_223315_000000392072_00430_34552_2753.N1	08-OCT-2008 22:33:15	Bright	38.500	166	17Eps Leo	2.9800	6000.0	77	34552	No
290	GOM_NL__2PRFIN20081008_223624_000000372072_00430_34552_2754.N1	08-OCT-2008 22:36:24	Bright	36.500	22	32Alp Leo	1.3600	15200.	73	34552	No
291	GOM_NL__2PRFIN20081008_224319_000000472072_00430_34552_2755.N1	08-OCT-2008 22:43:19	Twilight	47.000	48	30Alp Hya	1.9770	4100.0	94	34552	No
292	GOM_NL__2PRFIN20081008_225257_000000472072_00430_34552_2756.N1	08-OCT-2008 22:52:57	Dark	46.500	65	Lam Vel	2.2040	4400.0	93	34552	No
293	GOM_NL__2PRFIN20081008_225552_000000452072_00430_34552_2757.N1	08-OCT-2008 22:55:52	Dark	44.500	34	Gam2Vel	1.7930	23000.	89	34552	No
294	GOM_NL__2PRFIN20081008_225745_000000492072_00431_34553_2754.N1	08-OCT-2008 22:57:45	Dark	49.000	41	Eps Car	1.8600	4100.0	98	34553	No
295	GOM_NL__2PRFIN20081008_225957_000000442072_00431_34553_2755.N1	08-OCT-2008 22:59:57	Dark	43.500	161	Tau Pup	2.9310	4500.0	87	34553	No
296	GOM_NL__2PRFIN20081008_230121_000000492072_00431_34553_2756.N1	08-OCT-2008 23:01:21	Dark	48.500	2	Alp Car	-0.73600	7000.0	97	34553	No
297	GOM_NL__2PRFIN20081008_230953_000000392072_00431_34553_2757.N1	08-OCT-2008 23:09:53	Dark	39.000	143	Alp Hyi	2.8570	7200.0	78	34553	No
298	GOM_NL__2PRFIN20081008_231121_000000392072_00431_34553_2758.N1	08-OCT-2008 23:11:21	Dark	38.500	9	Alp Eri	0.45300	24000.	77	34553	No
299	GOM_NL__2PRFIN20081008_231332_000000462072_00431_34553_2759.N1	08-OCT-2008 23:13:32	Straylight	46.000	157	The1Eri	2.9060	9300.0	92	34553	No
300	GOM_NL__2PRFIN20081008_232313_000000462072_00431_34553_2760.N1	08-OCT-2008 23:23:13	Straylight	45.500	52	16Bet Cet	2.0370	4500.0	91	34553	No
301	GOM_NL__2PRFIN20081008_233308_000000382072_00431_34553_2761.N1	08-OCT-2008 23:33:08	Bright	38.000	140	88Gam Peg	2.8340	26000.	76	34553	No
302	GOM_NL__2PRFIN20081008_233709_000000392072_00431_34553_2762.N1	08-OCT-2008 23:37:09	Bright	38.500	58	21Alp And	2.0730	11000.	77	34553	No
303	GOM_NL__2PRFIN20081008_234011_000000432072_00431_34553_2763.N1	08-OCT-2008 23:40:11	Bright	42.500	53	43Bet And	2.0480	3300.0	85	34553	No
304	GOM_NL__2PRFIN20081008_234526_000000382072_00431_34553_2764.N1	08-OCT-2008 23:45:26	Bright	38.000	68	18Alp Cas	2.2250	4500.0	76	34553	No
305	GOM_NL__2PRFIN20081008_234650_000000392072_00431_34553_2765.N1	08-OCT-2008 23:46:50	Bright	38.500	76	27Gam Cas	2.3000	30000.	77	34553	No
306	GOM_NL__2PRFIN20081008_235406_000000362072_00431_34553_2766.N1	08-OCT-2008 23:54:06	Bright	36.000	49	1Alp UMi	1.9900	6300.0	72	34553	No

3. Quality information per product

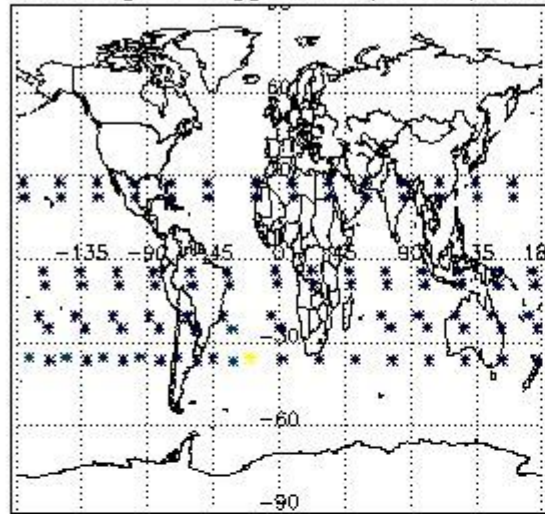
In this section it is plotted some information contained in the Quality Summary data set of the level 2 products. Only products in dark limb conditions and without errors (error flag in the MPH set to "0") are used.

3.1 Plot quality information per product (time dependant)

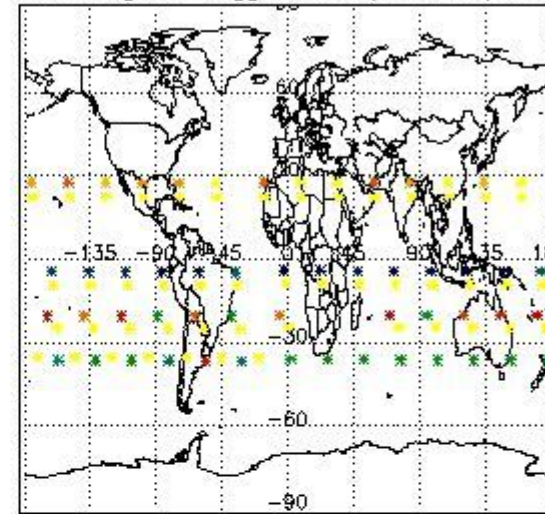


3.2 Plot quality information per product (world map)

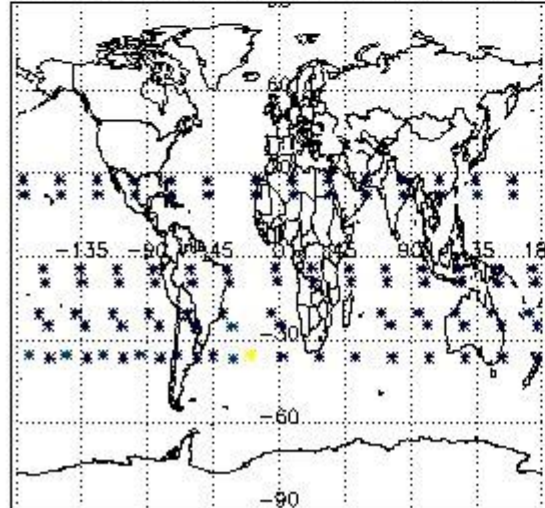
Percentage of flagged data per O3 profile



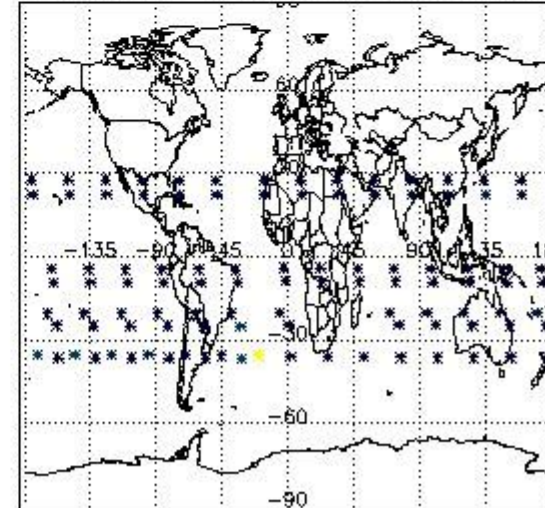
Percentage of flagged data per H2O profile



Percentage of flagged data per NO2 profile



Percentage of flagged data per NO3 profile

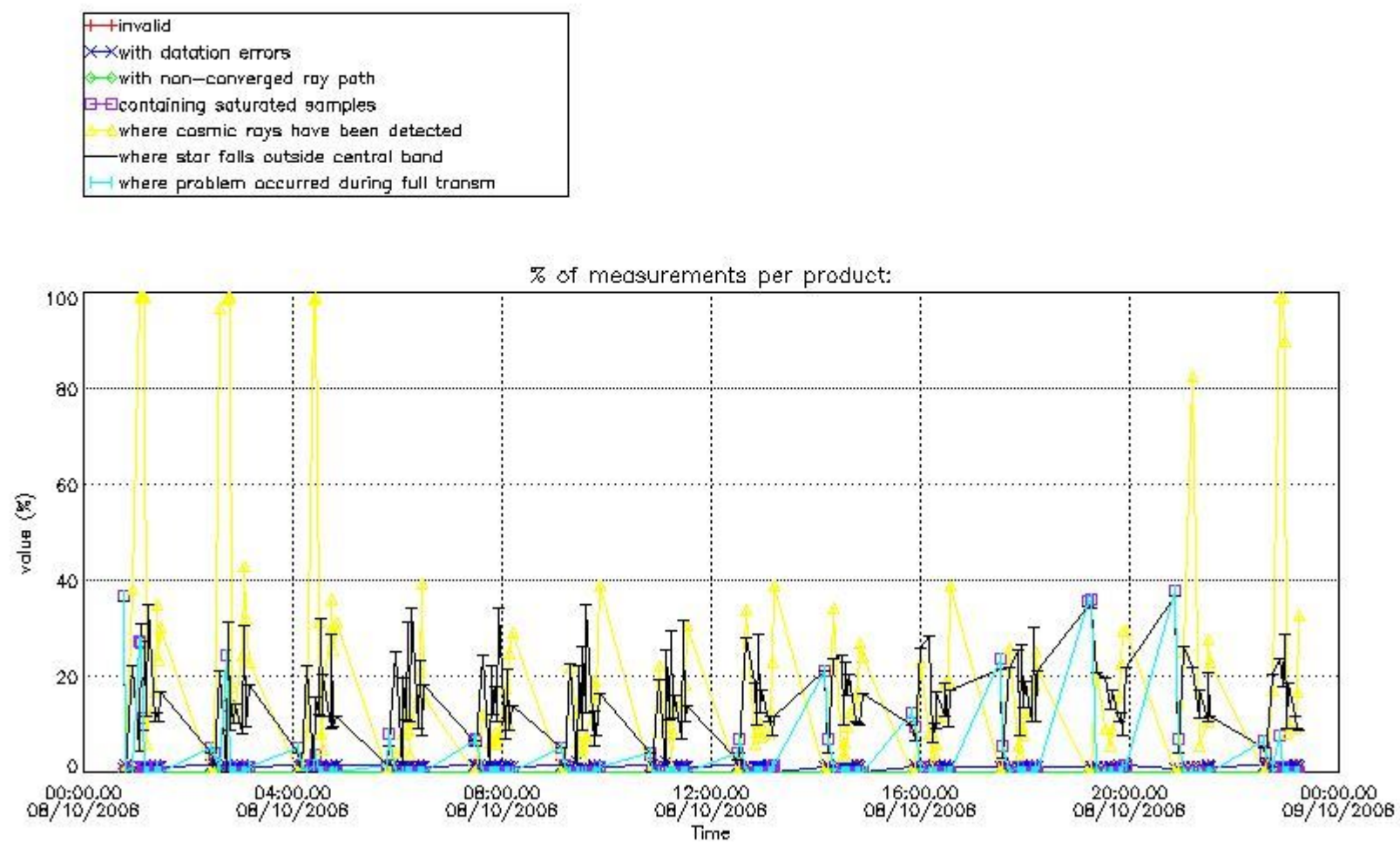


4. Level 1 quality information per product

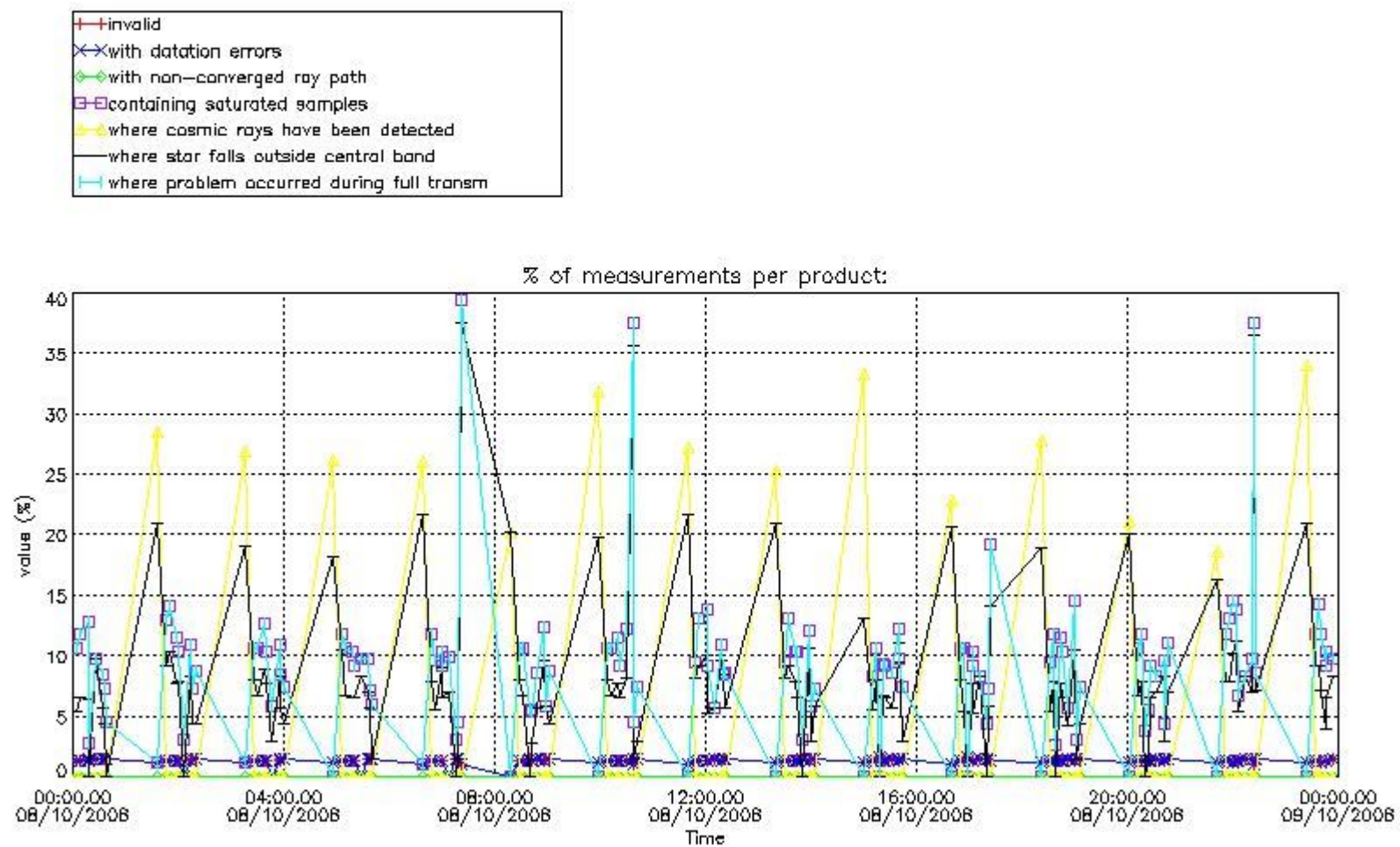
In this section it is plotted some information contained in the Quality Summary data set of the level 2 products that comes from the level 1b processing. Products without errors (error flag in the MPH set to "0") are used.

4.1 Plot quality information per product (time dependant) coming from level 1b processing

4.1.1 Plot level 1 quality information per product (time dependant): ENVISAT ASCENDING passes



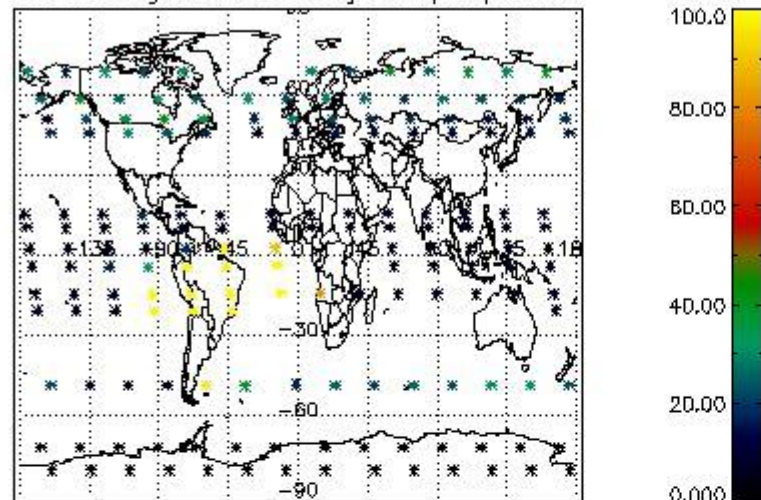
4.1.2 Plot level 1 quality information per product (time dependant): ENVI SAT DESCENDING passes



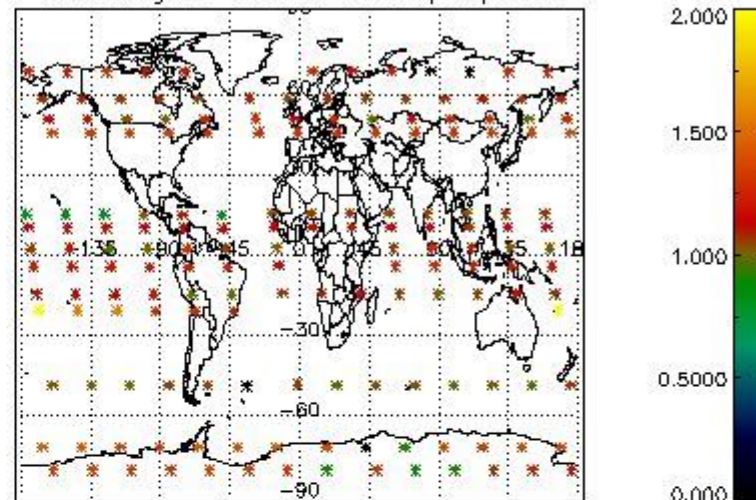
4.2 Plot quality information per product coming from level 1b processing (world map)

4.2.1 Plot level 1 quality information per product (world map): ENVISAT ASCENDING passes

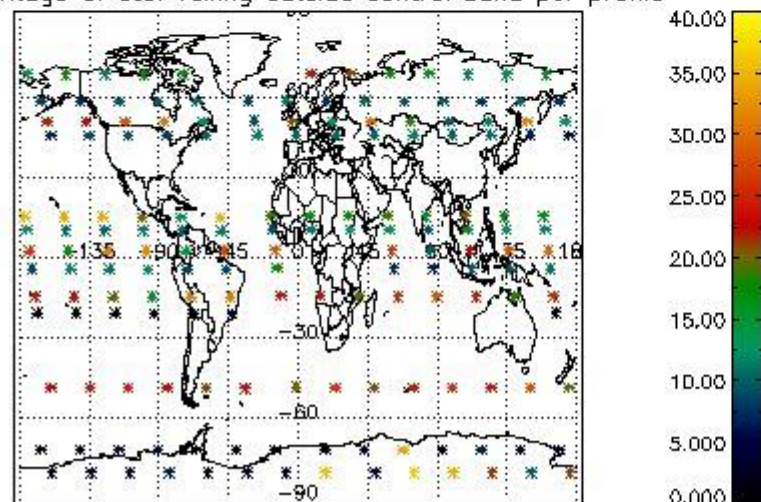
Percentage of cosmic ray hits per profile



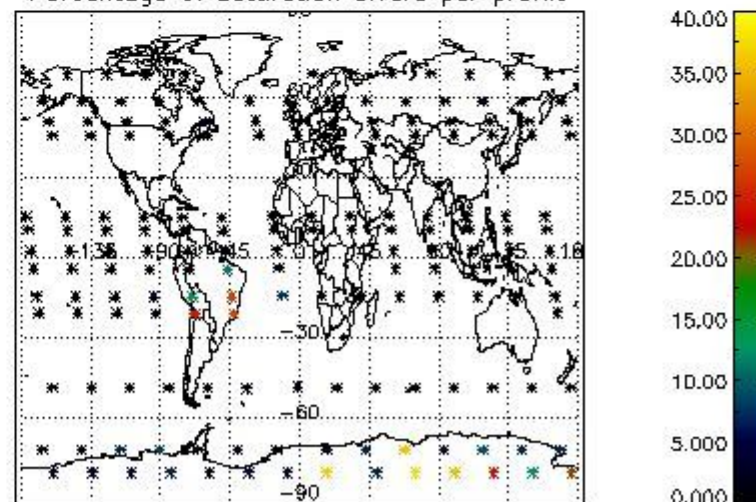
Percentage of datation errors per profile



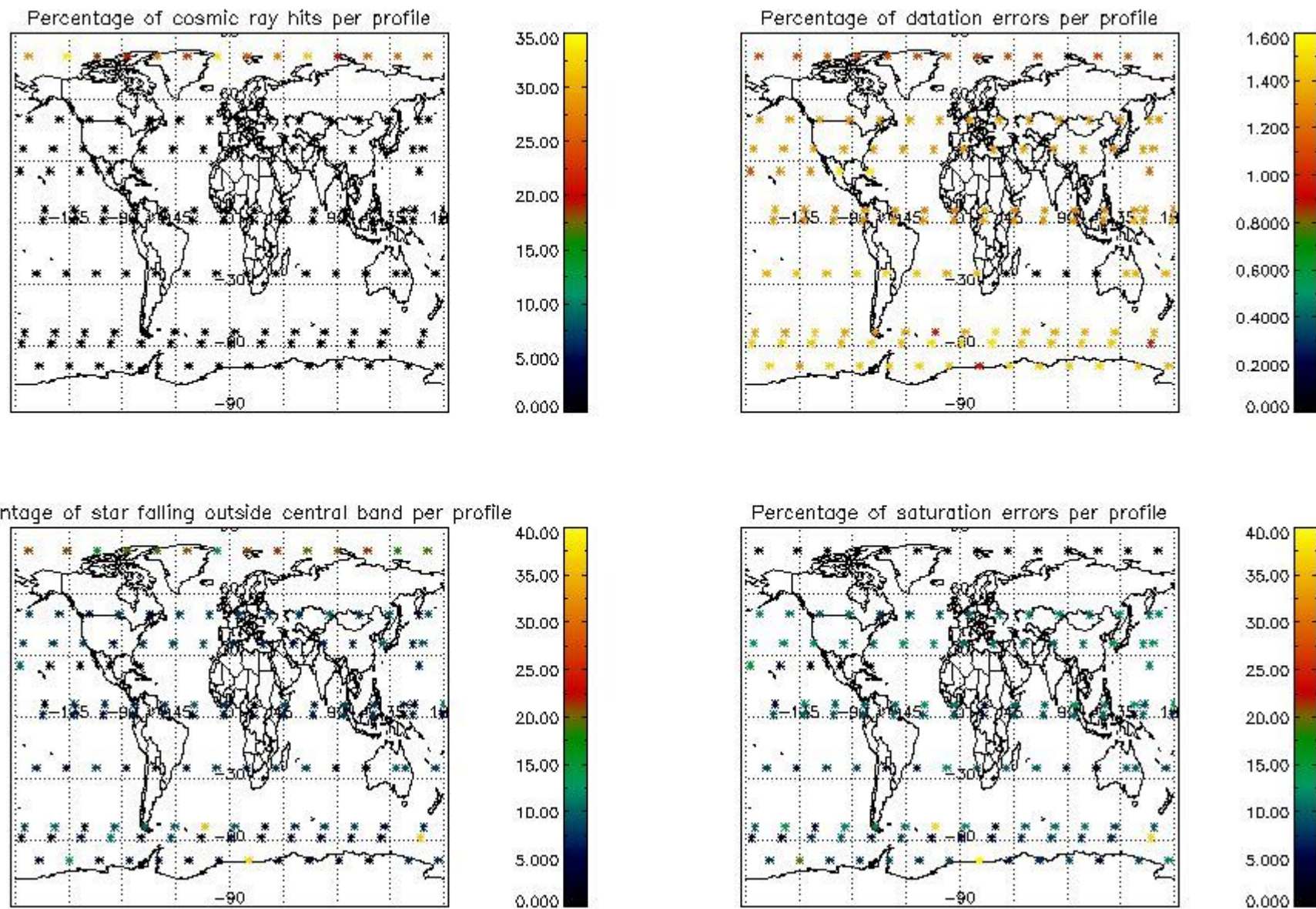
Percentage of star falling outside central band per profile



Percentage of saturation errors per profile



4.2.2 Plot level 1 quality information per product (world map): ENVISAT DESCENDING passes



5. Trace gas profiles

5.1 Ozone statistics based on quality of products

The final quality of the products can be "measured" using the STD (Standard Deviation) attached to every point profile. This information is written to the parameter GOM_NL__2P/NL_LOCAL_SPECIES_DENSITY/o3_std of the level 2 products. The table below shows the statistics for given STD ranges.

The statistics are given with respect to the overall valid production:

- Products without fatal errors: GOM_NL__2P/MPH/PRODUCT_ERR=0
- Valid point profile: GOM_NL__2P/NL_LOCAL_SPECIES_DENSITY/pcd(0)=0

The 'Criteria' is applied to valid points of dark limb products:

- Products in dark limb illumination condition: GOM_NL__2P/NL_SUMMARY_QUALITY/obs_ill_cond=0
- Products without fatal errors: GOM_NL__2P/MPH/PRODUCT_ERR=0
- Valid point profile: GOM_NL__2P/NL_LOCAL_SPECIES_DENSITY/pcd(0)=0

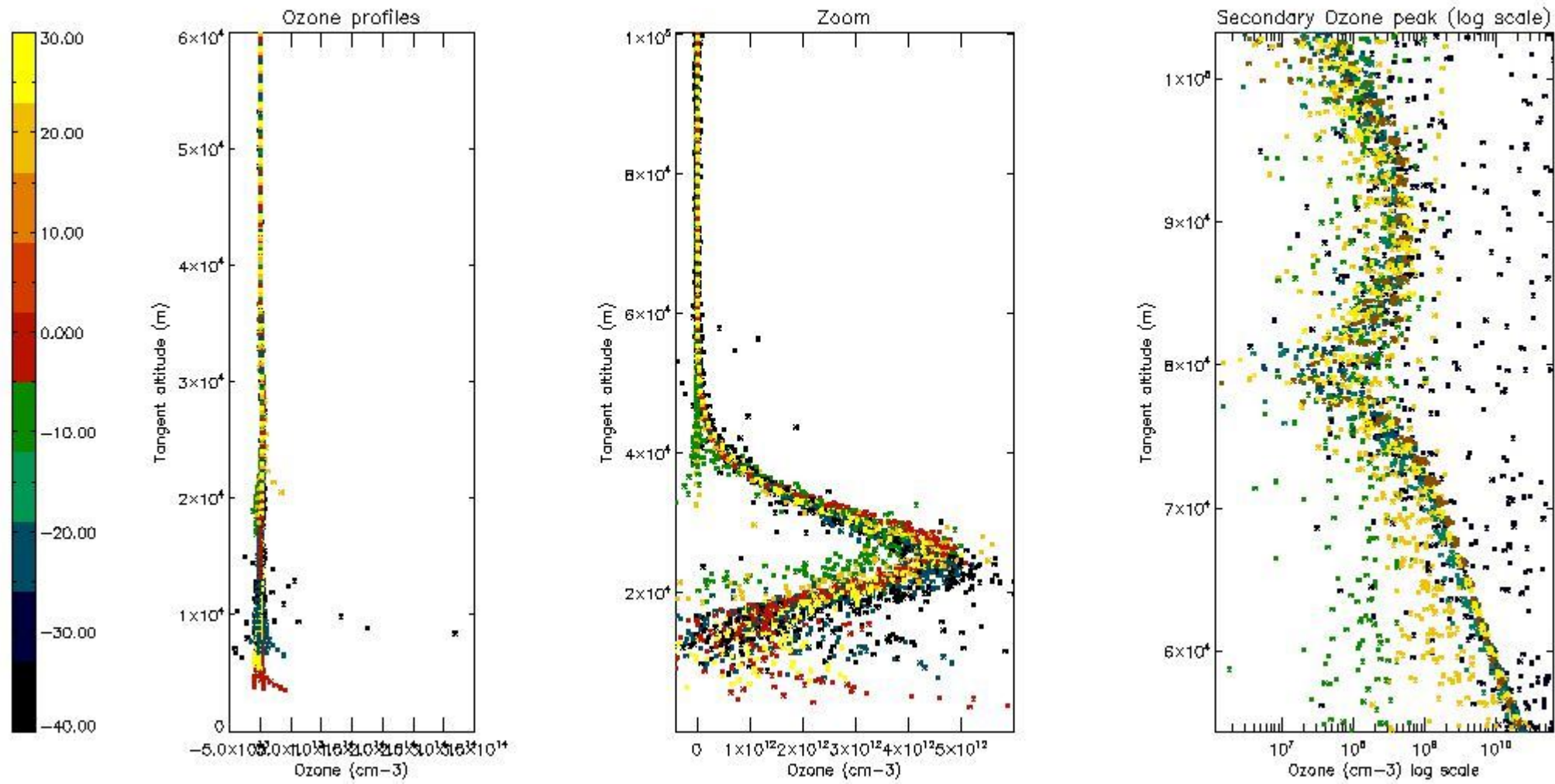
So, the table below shows the percentage of dark limb and valid observations for each criteria with respect to the overall valid daily observations.

Criteria	% of total production
All STD	36
STD < 20	17

STD < 10	13
STD < 5	8

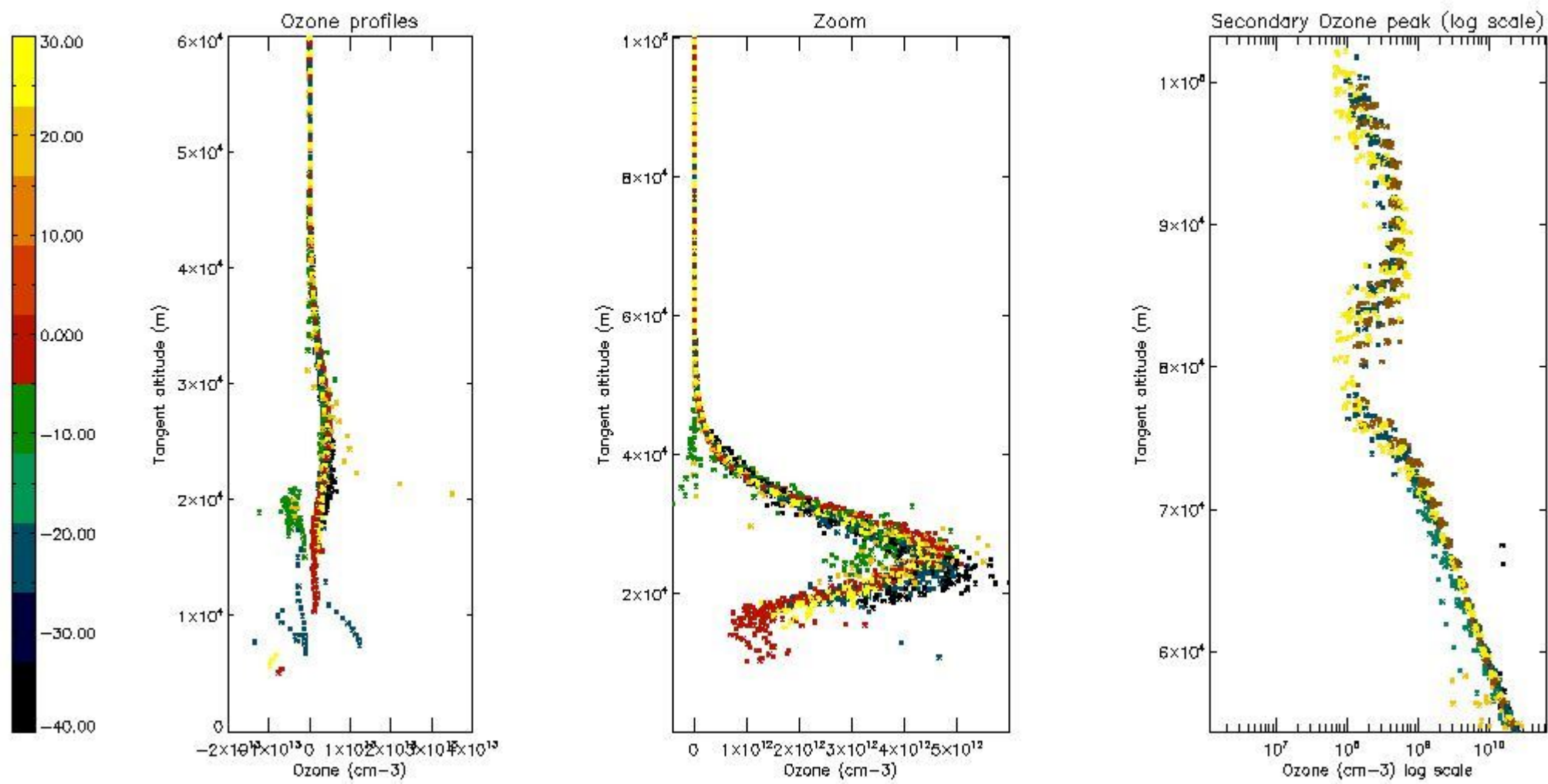
5.2 Plot ozone profiles for all STD (dark without errors)

The colorbar represents the latitude.



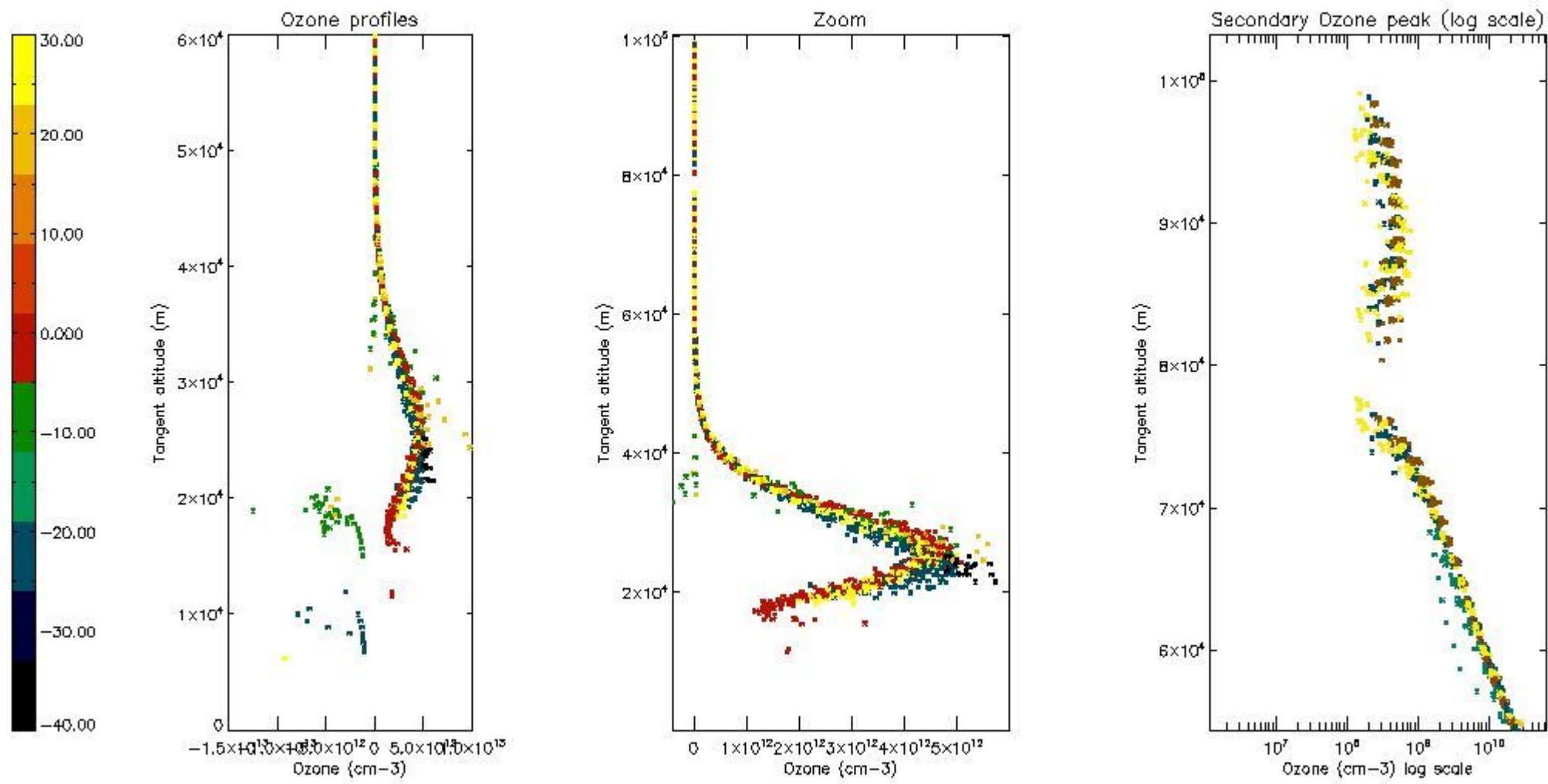
5.3 Plot ozone profiles where STD < 20% (dark without errors)

The colorbar represents the latitude.



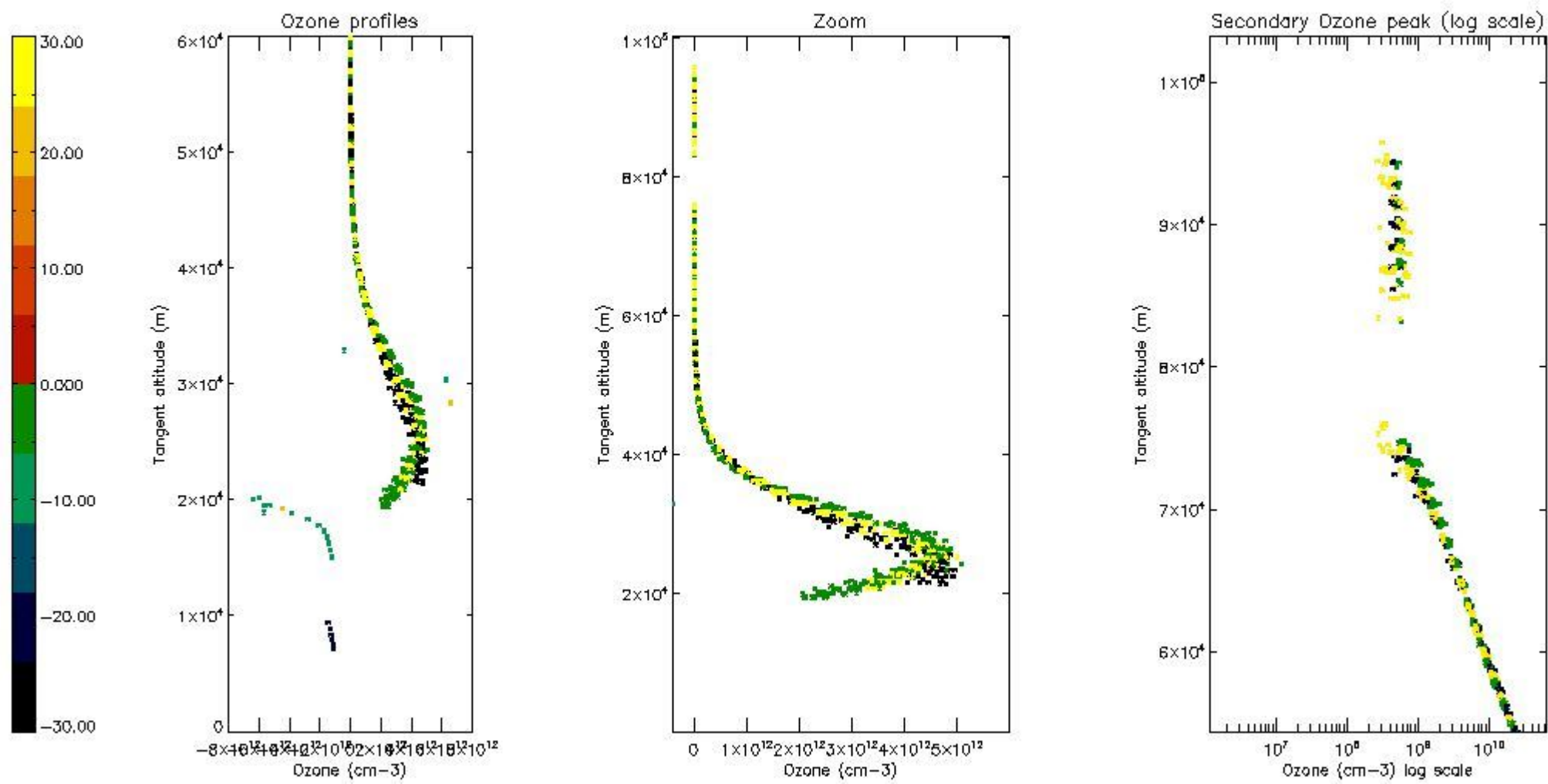
5.4 Plot ozone profiles where $STD < 10\%$ (dark without errors)

The colorbar represents the latitude.



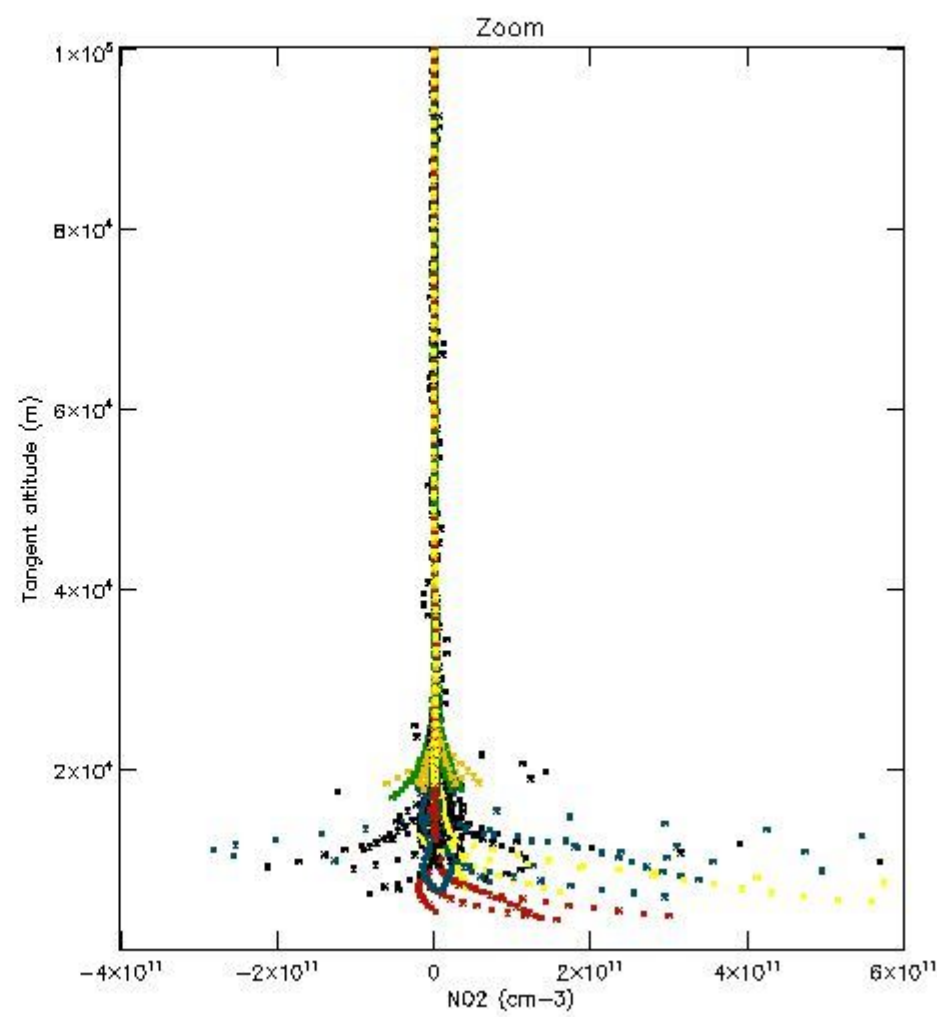
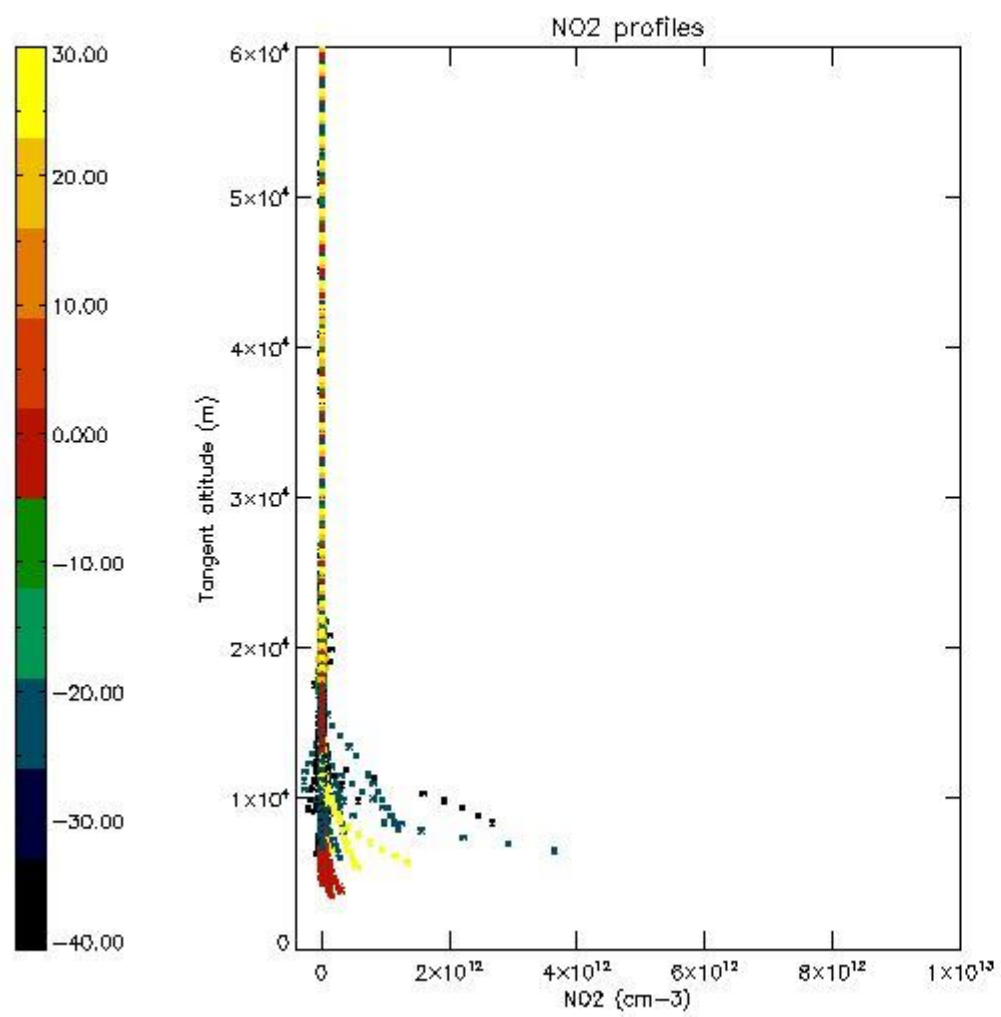
5.5 Plot ozone profiles where STD < 5% (dark without errors)

The colorbar represents the latitude.



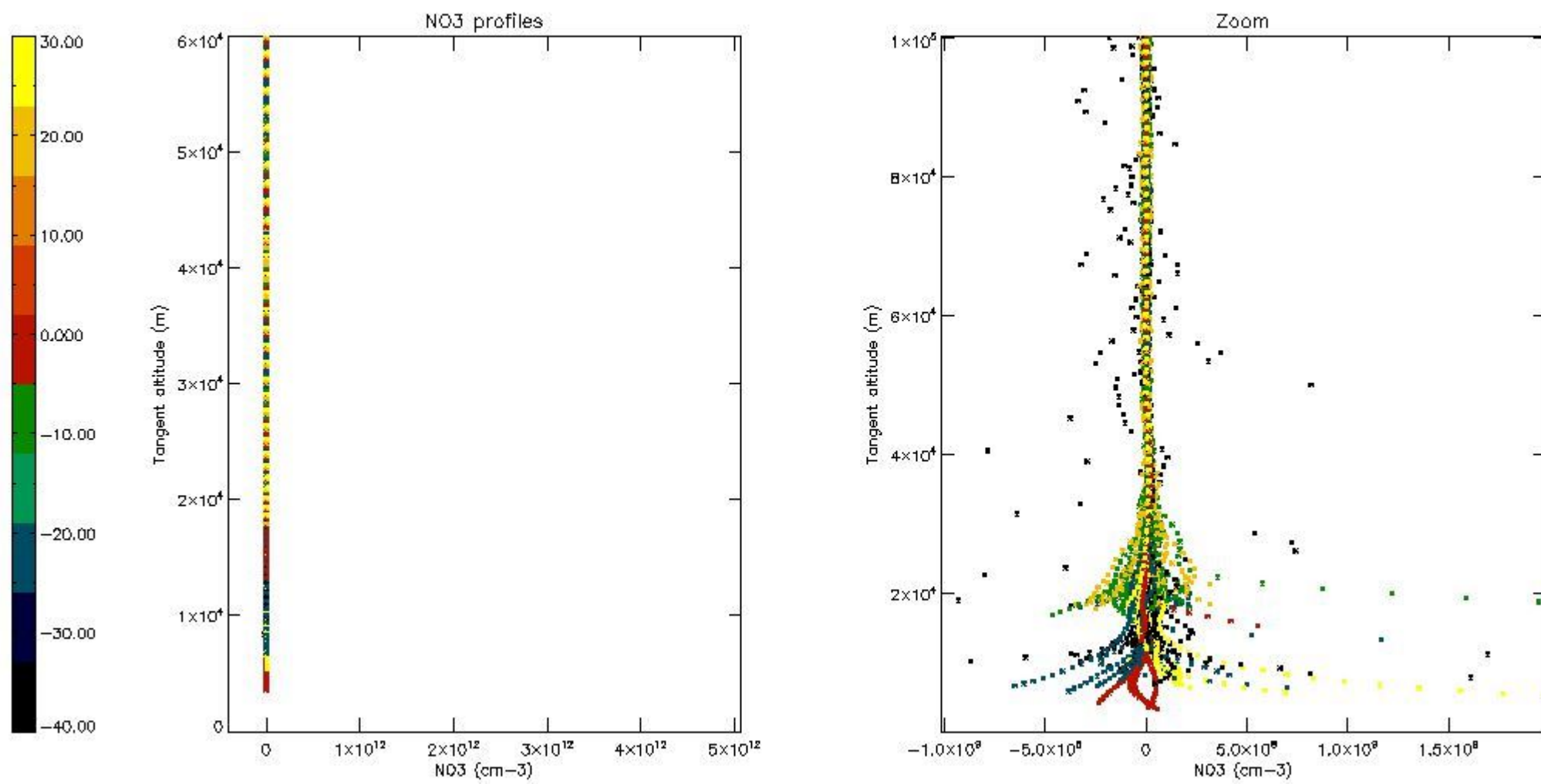
5.6 Plot NO₂ profiles for all STD (dark without errors)

The colorbar represents the latitude.



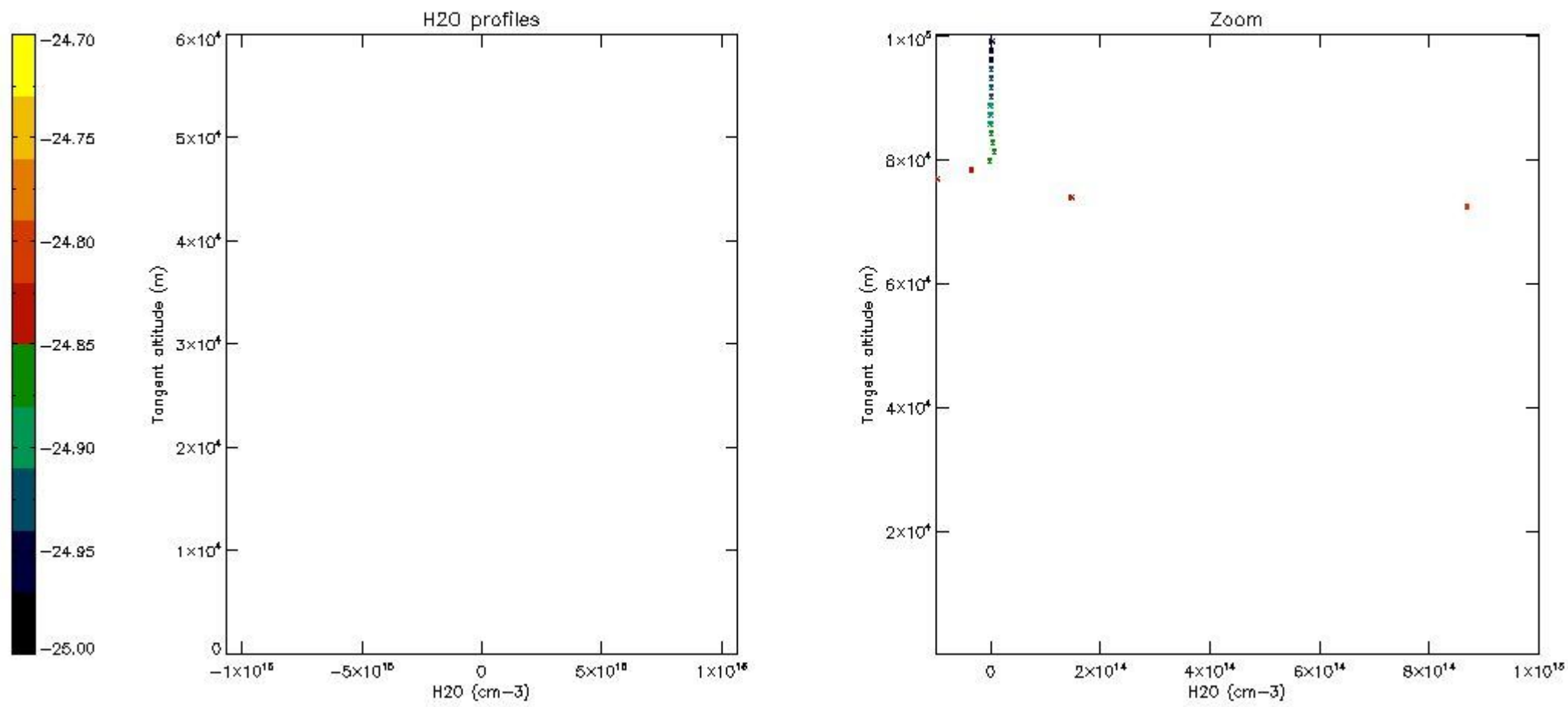
5.7 Plot NO3 profiles for all STD (dark without errors)

The colorbar represents the latitude.



5.8 Plot H₂O profiles for all STD (only for occultations of stars 1,2,3,4,13,14,16,26,63 dark without errors)

The colorbar represents the latitude.



6. Auxiliary Data Files used for the production reported in section 2

The number reported in the third column indicates since which file (see list in section 2) the corresponding auxiliary file has been used. The fourth column is the date of those product files.

Type	Auxiliary Filename	Used since product	Used since product date
INST_PHYS_CHARACTERISTICS	GOM_INS_AXVIEC20091111_143220_20030716_120000_20500101_000000	1	08-OCT-2008 00:04:46
LEVEL-2_PROC_CONFIG	GOM_PR2_AXVIEC20091111_152718_20020301_000000_20500101_000000	1	08-OCT-2008 00:04:46
CROSS_SECTIONS_FILE	GOM_CRS_AXVIEC20091111_154832_20020301_000000_20500101_000000	1	08-OCT-2008 00:04:46

GOMOS Level 2 Daily Report

SUMMARY

[1. General Info](#)

[2. Summary of processed GOM_NL_2P products](#)

[3. Level 2 Quality information per product](#)

[3.1 Plot of level 2 quality information per product \(time dependant\)](#)

[3.2 Plot of level 2 quality information per product \(world map\)](#)

[4. Level 1 Quality information per product \(stored on level 2 products\)](#)

[4.1 Plot of level 1 quality information per product \(time dependant\)](#)

[4.1.1 Plot of level 1 quality information per product \(time dependant\): ASCENDING](#)

[4.1.2 Plot of level 1 quality information per product \(time dependant\): DESCENDING](#)

[4.2 Plot of level 1 quality information per product \(world map\)](#)

[4.2.1 Plot of level 1 quality information per product \(world map\): ASCENDING](#)

[4.2.2 Plot of level 1 quality information per product \(world map\): DESCENDING](#)

[5. Ozone profiles based on quality statistics and other trace gas profiles](#)

[5.1 Ozone statistics based on quality of products](#)

[5.2 Plot ozone profiles for all STD \(dark without errors\)](#)

[5.3 Plot ozone profiles where STD < 20% \(dark without errors\)](#)

[5.4. Plot ozone profiles where STD < 10% \(dark without errors\)](#)

[5.5. Plot ozone profiles where STD < 5% \(dark without errors\)](#)

[5.6 Plot NO2 profiles for all STD \(dark without errors\)](#)

[5.7 Plot NO3 profiles for all STD \(dark without errors\)](#)

[5.8 Plot H2O profiles \(only for occultations of stars 1,2,3,4,13,14,16,26,63 dark without errors\) for all STD](#)

[6. Auxiliary Data Files used for the production reported in section 2](#)

This report presents the daily analysis on parameters extracted from GOMOS level 2 data (GOM_NL__2P). It is intended to monitor some important parameters that will impact the quality of these products. A list of level 2 products (and content) that have arrived during the reporting day to the PCF is also given.

Item	Value
Time of report generation	25APR2013 20:44:37
Data source version	GOMOS/6.01
Start time of products	08-10-2008 (08OCT2008 00:00:00)
Stop time of products	09-10-2008 (09OCT2008 00:00:00)
Store outputs in DB	Yes
Nb of level 2 prods	306
Nb of prods with errors	0

2. Summary of processed GOM_NL__2P products.

Nr	Filename	UTC Start time	Limb	Duration	Star Id	Star Name	Star Mag	Star Temp	Nb Meas	Orbit	Prod. error
1	GOM_NL__2PRFIN20081008_000446_000000382072_00417_34539_2465.N1	08-OCT-2008 00:04:46	Bright	37.500	140	88Gam Peg	2.8340	26000.	75	34539	No
2	GOM_NL__2PRFIN20081008_000849_000000382072_00417_34539_2466.N1	08-OCT-2008 00:08:49	Bright	38.000	58	21Alp And	2.0730	11000.	76	34539	No
3	GOM_NL__2PRFIN20081008_001707_000000392072_00417_34539_2467.N1	08-OCT-2008 00:17:07	Bright	39.000	68	18Alp Cas	2.2250	4500.0	78	34539	No
4	GOM_NL__2PRFIN20081008_001832_000000362072_00417_34539_2468.N1	08-OCT-2008 00:18:32	Bright	35.500	76	27Gam Cas	2.3000	30000.	71	34539	No
5	GOM_NL__2PRFIN20081008_002543_000000362072_00417_34539_2469.N1	08-OCT-2008 00:25:43	Bright	36.000	49	1Alp UMi	1.9900	6300.0	72	34539	No
6	GOM_NL__2PRFIN20081008_003351_000000362072_00417_34539_2470.N1	08-OCT-2008 00:33:51	Bright	35.500	36	50Alp UMa	1.8000	6300.0	71	34539	No
7	GOM_NL__2PRFIN20081008_003522_000000352072_00417_34539_2471.N1	08-OCT-2008 00:35:22	Bright	34.500	82	48Bet UMa	2.3650	10600.	69	34539	No
8	GOM_NL__2PRFIN20081008_003840_000000332072_00417_34539_2472.N1	08-OCT-2008 00:38:40	Bright	33.000	174	52Psi UMa	3.0040	4400.0	66	34539	No
9	GOM_NL__2PRFIN20081008_004525_000000562072_00417_34539_2473.N1	08-OCT-2008 00:45:25	Bright	56.000	166	17Eps Leo	2.9800	6000.0	112	34539	No
10	GOM_NL__2PRFIN20081008_004833_000000352072_00417_34539_2474.N1	08-OCT-2008 00:48:33	Bright	34.500	22	32Alp Leo	1.3600	15200.	69	34539	No
11	GOM_NL__2PRFIN20081008_005525_000000472072_00417_34539_2475.N1	08-OCT-2008 00:55:25	Twilight	47.000	48	30Alp Hya	1.9770	4100.0	94	34539	No
12	GOM_NL__2PRFIN20081008_010319_000000462072_00417_34539_2476.N1	08-OCT-2008 01:03:19	Dark	46.000	132	15Rho Pup	2.8030	6900.0	92	34539	No
13	GOM_NL__2PRFIN20081008_010503_000000502072_00417_34539_2477.N1	08-OCT-2008 01:05:03	Dark	50.000	65	Lam Vel	2.2040	4400.0	100	34539	No
14	GOM_NL__2PRFIN20081008_010756_000000412072_00417_34539_2478.N1	08-OCT-2008 01:07:56	Dark	40.500	34	Gam2Vel	1.7930	23000.	81	34539	No
15	GOM_NL__2PRFIN20081008_010952_000000482072_00418_34540_2494.N1	08-OCT-2008 01:09:52	Dark	47.500	41	Eps Car	1.8600	4100.0	95	34540	No
16	GOM_NL__2PRFIN20081008_011200_000000442072_00418_34540_2495.N1	08-OCT-2008 01:12:00	Dark	43.500	161	Tau Pup	2.9310	4500.0	87	34540	No
17	GOM_NL__2PRFIN20081008_011323_000000602072_00418_34540_2496.N1	08-OCT-2008 01:13:23	Dark	60.000	2	Alp Car	-0.73600	7000.0	120	34540	No
18	GOM_NL__2PRFIN20081008_012202_000000392072_00418_34540_2497.N1	08-OCT-2008 01:22:02	Dark	38.500	143	Alp Hyi	2.8570	7200.0	77	34540	No
19	GOM_NL__2PRFIN20081008_012329_000000402072_00418_34540_2498.N1	08-OCT-2008 01:23:29	Dark	40.000	9	Alp Eri	0.45300	24000.	80	34540	No
20	GOM_NL__2PRFIN20081008_012537_000000482072_00418_34540_2499.N1	08-OCT-2008 01:25:37	Straylight	47.500	157	The1Eri	2.9060	9300.0	95	34540	No
21	GOM_NL__2PRFIN20081008_012840_000000422072_00418_34540_2500.N1	08-OCT-2008 01:28:40	Straylight	41.500	84	Alp Phe	2.3970	4500.0	83	34540	No
22	GOM_NL__2PRFIN20081008_013524_000000462072_00418_34540_2501.N1	08-OCT-2008 01:35:24	Straylight	45.500	52	16Bet Cet	2.0370	4500.0	91	34540	No
23	GOM_NL__2PRFIN20081008_014522_000000392072_00418_34540_2502.N1	08-OCT-2008 01:45:22	Bright	38.500	140	88Gam Peg	2.8340	26000.	77	34540	No
24	GOM_NL__2PRFIN20081008_014924_000000392072_00418_34540_2503.N1	08-OCT-2008 01:49:24	Bright	39.000	58	21Alp And	2.0730	11000.	78	34540	No
25	GOM_NL__2PRFIN20081008_015743_000000392072_00418_34540_2504.N1	08-OCT-2008 01:57:43	Bright	39.000	68	18Alp Cas	2.2250	4500.0	78	34540	No
26	GOM_NL__2PRFIN20081008_015907_000000392072_00418_34540_2505.N1	08-OCT-2008 01:59:07	Bright	38.500	76	27Gam Cas	2.3000	30000.	77	34540	No
27	GOM_NL__2PRFIN20081008_020619_000000332072_00418_34540_2506.N1	08-OCT-2008 02:06:19	Bright	32.500	49	1Alp UMi	1.9900	6300.0	65	34540	No
28	GOM_NL__2PRFIN20081008_021427_000000372072_00418_34540_2507.N1	08-OCT-2008 02:14:27	Bright	36.500	36	50Alp UMa	1.8000	6300.0	73	34540	No
29	GOM_NL__2PRFIN20081008_021558_000000352072_00418_34540_2508.N1	08-OCT-2008 02:15:58	Bright	34.500	82	48Bet UMa	2.3650	10600.	69	34540	No
30	GOM_NL__2PRFIN20081008_021916_000000352072_00418_34540_2509.N1	08-OCT-2008 02:19:16	Bright	34.500	174	52Psi UMa	3.0040	4400.0	69	34540	No
31	GOM_NL__2PRFIN20081008_022601_000000382072_00418_34540_2510.N1	08-OCT-2008 02:26:01	Bright	38.000	166	17Eps Leo	2.9800	6000.0	76	34540	No
32	GOM_NL__2PRFIN20081008_022909_000000362072_00418_34540_2511.N1	08-OCT-2008 02:29:09	Bright	36.000	22	32Alp Leo	1.3600	15200.	72	34540	No
33	GOM_NL__2PRFIN20081008_023601_000000482072_00418_34540_2512.N1	08-OCT-2008 02:36:01	Twilight	47.500	48	30Alp Hya	1.9770	4100.0	95	34540	No
34	GOM_NL__2PRFIN20081008_024356_000000392072_00418_34540_2513.N1	08-OCT-2008 02:43:56	Dark	39.000	132	15Rho Pup	2.8030	6900.0	78	34540	No
35	GOM_NL__2PRFIN20081008_024540_000000512072_00418_34540_2514.N1	08-OCT-2008 02:45:40	Dark	51.000	65	Lam Vel	2.2040	4400.0	102	34540	No
36	GOM_NL__2PRFIN20081008_024833_000000412072_00418_34540_2515.N1	08-OCT-2008 02:48:33	Dark	40.500	34	Gam2Vel	1.7930	23000.	81	34540	No
37	GOM_NL__2PRFIN20081008_025028_000000392072_00419_34541_2521.N1	08-OCT-2008 02:50:28	Dark	39.000	41	Eps Car	1.8600	4100.0	78	34541	No
38	GOM_NL__2PRFIN20081008_025236_000000442072_00419_34541_2522.N1	08-OCT-2008 02:52:36	Dark	43.500	161	Tau Pup	2.9310	4500.0	87	34541	No
39	GOM_NL__2PRFIN20081008_025400_000000462072_00419_34541_2523.N1	08-OCT-2008 02:54:00	Dark	45.500	2	Alp Car	-0.73600	7000.0	91	34541	No
40	GOM_NL__2PRFIN20081008_030238_000000372072_00419_34541_2524.N1	08-OCT-2008 03:02:38	Dark	37.000	143	Alp Hyi	2.8570	7200.0	74	34541	No
41	GOM_NL__2PRFIN20081008_030406_000000492072_00419_34541_2525.N1	08-OCT-2008 03:04:06	Dark	49.000	9	Alp Eri	0.45300	24000.	98	34541	No
42	GOM_NL__2PRFIN20081008_030614_000000472072_00419_34541_2526.N1	08-OCT-2008 03:06:14	Straylight	47.000	157	The1Eri	2.9060	9300.0	94	34541	No

43	GOM_NL__2PRFIN20081008_030916_000000422072_00419_34541_2527.N1	08-OCT-2008 03:09:16	Straylight	41.500	84	Alp Phe	2.3970	4500.0	83	34541	No
44	GOM_NL__2PRFIN20081008_031600_000000452072_00419_34541_2528.N1	08-OCT-2008 03:16:00	Straylight	44.500	52	16Bet Cet	2.0370	4500.0	89	34541	No
45	GOM_NL__2PRFIN20081008_032558_000000382072_00419_34541_2529.N1	08-OCT-2008 03:25:58	Bright	37.500	140	88Gam Peg	2.8340	26000.	75	34541	No
46	GOM_NL__2PRFIN20081008_033000_000000382072_00419_34541_2530.N1	08-OCT-2008 03:30:00	Bright	37.500	58	21Alp And	2.0730	11000.	75	34541	No
47	GOM_NL__2PRFIN20081008_033819_000000402072_00419_34541_2531.N1	08-OCT-2008 03:38:19	Bright	39.500	68	18Alp Cas	2.2250	4500.0	79	34541	No
48	GOM_NL__2PRFIN20081008_033943_000000392072_00419_34541_2532.N1	08-OCT-2008 03:39:43	Bright	39.000	76	27Gam Cas	2.3000	30000.	78	34541	No
49	GOM_NL__2PRFIN20081008_034655_000000342072_00419_34541_2533.N1	08-OCT-2008 03:46:55	Bright	34.000	49	1Alp UMi	1.9900	6300.0	68	34541	No
50	GOM_NL__2PRFIN20081008_035503_000000372072_00419_34541_2534.N1	08-OCT-2008 03:55:03	Bright	36.500	36	50Alp UMa	1.8000	6300.0	73	34541	No
51	GOM_NL__2PRFIN20081008_035634_000000362072_00419_34541_2535.N1	08-OCT-2008 03:56:34	Bright	35.500	82	48Bet UMa	2.3650	10600.	71	34541	No
52	GOM_NL__2PRFIN20081008_035952_000000342072_00419_34541_2536.N1	08-OCT-2008 03:59:52	Bright	34.000	174	52Psi UMa	3.0040	4400.0	68	34541	No
53	GOM_NL__2PRFIN20081008_040637_000000382072_00419_34541_2537.N1	08-OCT-2008 04:06:37	Bright	38.000	166	17Eps Leo	2.9800	6000.0	76	34541	No
54	GOM_NL__2PRFIN20081008_040946_000000352072_00419_34541_2538.N1	08-OCT-2008 04:09:46	Bright	35.000	22	32Alp Leo	1.3600	15200.	70	34541	No
55	GOM_NL__2PRFIN20081008_041638_000000482072_00419_34541_2539.N1	08-OCT-2008 04:16:38	Twilight	47.500	48	30Alp Hya	1.9770	4100.0	95	34541	No
56	GOM_NL__2PRFIN20081008_042433_000000392072_00419_34541_2540.N1	08-OCT-2008 04:24:33	Dark	39.000	132	15Rho Pup	2.8030	6900.0	78	34541	No
57	GOM_NL__2PRFIN20081008_042616_000000422072_00419_34541_2541.N1	08-OCT-2008 04:26:16	Dark	41.500	65	Lam Vel	2.2040	4400.0	83	34541	No
58	GOM_NL__2PRFIN20081008_042910_000000422072_00419_34541_2542.N1	08-OCT-2008 04:29:10	Dark	41.500	34	Gam2Vel	1.7930	23000.	83	34541	No
59	GOM_NL__2PRFIN20081008_043105_000000502072_00420_34542_2543.N1	08-OCT-2008 04:31:05	Dark	50.000	41	Eps Car	1.8600	4100.0	100	34542	No
60	GOM_NL__2PRFIN20081008_043313_000000442072_00420_34542_2544.N1	08-OCT-2008 04:33:13	Dark	43.500	161	Tau Pup	2.9310	4500.0	87	34542	No
61	GOM_NL__2PRFIN20081008_043437_000000502072_00420_34542_2545.N1	08-OCT-2008 04:34:37	Dark	49.500	2	Alp Car	-0.73600	7000.0	99	34542	No
62	GOM_NL__2PRFIN20081008_044314_000000382072_00420_34542_2546.N1	08-OCT-2008 04:43:14	Dark	38.000	143	Alp Hyi	2.8570	7200.0	76	34542	No
63	GOM_NL__2PRFIN20081008_044442_000000492072_00420_34542_2547.N1	08-OCT-2008 04:44:42	Dark	48.500	9	Alp Eri	0.45300	24000.	97	34542	No
64	GOM_NL__2PRFIN20081008_044650_000000472072_00420_34542_2548.N1	08-OCT-2008 04:46:50	Straylight	47.000	157	The1Eri	2.9060	9300.0	94	34542	No
65	GOM_NL__2PRFIN20081008_044953_000000392072_00420_34542_2549.N1	08-OCT-2008 04:49:53	Straylight	38.500	84	Alp Phe	2.3970	4500.0	77	34542	No
66	GOM_NL__2PRFIN20081008_045636_000000442072_00420_34542_2550.N1	08-OCT-2008 04:56:36	Straylight	44.000	52	16Bet Cet	2.0370	4500.0	88	34542	No
67	GOM_NL__2PRFIN20081008_050633_000000382072_00420_34542_2551.N1	08-OCT-2008 05:06:33	Bright	38.000	140	88Gam Peg	2.8340	26000.	76	34542	No
68	GOM_NL__2PRFIN20081008_051036_000000382072_00420_34542_2552.N1	08-OCT-2008 05:10:36	Bright	37.500	58	21Alp And	2.0730	11000.	75	34542	No
69	GOM_NL__2PRFIN20081008_051854_000000392072_00420_34542_2553.N1	08-OCT-2008 05:18:54	Bright	38.500	68	18Alp Cas	2.2250	4500.0	77	34542	No
70	GOM_NL__2PRFIN20081008_052019_000000392072_00420_34542_2554.N1	08-OCT-2008 05:20:19	Bright	38.500	76	27Gam Cas	2.3000	30000.	77	34542	No
71	GOM_NL__2PRFIN20081008_052731_000000362072_00420_34542_2555.N1	08-OCT-2008 05:27:31	Bright	36.000	49	1Alp UMi	1.9900	6300.0	72	34542	No
72	GOM_NL__2PRFIN20081008_053539_000000362072_00420_34542_2556.N1	08-OCT-2008 05:35:39	Bright	36.000	36	50Alp UMa	1.8000	6300.0	72	34542	No
73	GOM_NL__2PRFIN20081008_053710_000000352072_00420_34542_2557.N1	08-OCT-2008 05:37:10	Bright	35.000	82	48Bet UMa	2.3650	10600.	70	34542	No
74	GOM_NL__2PRFIN20081008_054028_000000342072_00420_34542_2558.N1	08-OCT-2008 05:40:28	Bright	33.500	174	52Psi UMa	3.0040	4400.0	67	34542	No
75	GOM_NL__2PRFIN20081008_054713_000000372072_00420_34542_2559.N1	08-OCT-2008 05:47:13	Bright	36.500	166	17Eps Leo	2.9800	6000.0	73	34542	No
76	GOM_NL__2PRFIN20081008_055022_000000382072_00420_34542_2560.N1	08-OCT-2008 05:50:22	Bright	37.500	22	32Alp Leo	1.3600	15200.	75	34542	No
77	GOM_NL__2PRFIN20081008_055714_000000502072_00420_34542_2561.N1	08-OCT-2008 05:57:14	Twilight	50.000	48	30Alp Hya	1.9770	4100.0	100	34542	No
78	GOM_NL__2PRFIN20081008_060510_000000322072_00420_34542_2562.N1	08-OCT-2008 06:05:10	Dark	32.000	132	15Rho Pup	2.8030	6900.0	64	34542	No
79	GOM_NL__2PRFIN20081008_060652_000000442072_00420_34542_2563.N1	08-OCT-2008 06:06:52	Dark	43.500	65	Lam Vel	2.2040	4400.0	87	34542	No
80	GOM_NL__2PRFIN20081008_060946_000000422072_00420_34542_2564.N1	08-OCT-2008 06:09:46	Dark	41.500	34	Gam2Vel	1.7930	23000.	83	34542	No
81	GOM_NL__2PRFIN20081008_061141_000000512072_00421_34543_2563.N1	08-OCT-2008 06:11:41	Dark	51.000	41	Eps Car	1.8600	4100.0	102	34543	No
82	GOM_NL__2PRFIN20081008_061350_000000432072_00421_34543_2564.N1	08-OCT-2008 06:13:50	Dark	42.500	161	Tau Pup	2.9310	4500.0	85	34543	No
83	GOM_NL__2PRFIN20081008_061514_000000602072_00421_34543_2565.N1	08-OCT-2008 06:15:14	Dark	60.000	2	Alp Car	-0.73600	7000.0	120	34543	No
84	GOM_NL__2PRFIN20081008_062351_000000382072_00421_34543_2566.N1	08-OCT-2008 06:23:51	Dark	38.000	143	Alp Hyi	2.8570	7200.0	76	34543	No
85	GOM_NL__2PRFIN20081008_062518_000000452072_00421_34543_2567.N1	08-OCT-2008 06:25:18	Dark	45.000	9	Alp Eri	0.45300	24000.	90	34543	No
86	GOM_NL__2PRFIN20081008_062727_000000462072_00421_34543_2568.N1	08-OCT-2008 06:27:27	Straylight	46.000	157	The1Eri	2.9060	9300.0	92	34543	No
87	GOM_NL__2PRFIN20081008_063029_000000422072_00421_34543_2569.N1	08-OCT-2008 06:30:29	Straylight	41.500	84	Alp Phe	2.3970	4500.0	83	34543	No
88	GOM_NL__2PRFIN20081008_063712_000000462072_00421_34543_2570.N1	08-OCT-2008 06:37:12	Straylight	46.000	52	16Bet Cet	2.0370	4500.0	92	34543	No
89	GOM_NL__2PRFIN20081008_064709_000000382072_00421_34543_2571.N1	08-OCT-2008 06:47:09	Bright	38.000	140	88Gam Peg	2.8340	26000.	76	34543	No
90	GOM_NL__2PRFIN20081008_065112_000000372072_00421_34543_2572.N1	08-OCT-2008 06:51:12	Bright	36.500	58	21Alp And	2.0730	11000.	73	34543	No
91	GOM_NL__2PRFIN20081008_065930_000000392072_00421_34543_2573.N1	08-OCT-2008 06:59:30	Bright	39.000	68	18Alp Cas	2.2250	4500.0	78	34543	No
92	GOM_NL__2PRFIN20081008_070054_000000392072_00421_34543_2574.N1	08-OCT-2008 07:00:54	Bright	38.500	76	27Gam Cas	2.3000	30000.	77	34543	No
93	GOM_NL__2PRFIN20081008_070807_000000362072_00421_34543_2575.N1	08-OCT-2008 07:08:07	Bright	35.500	49	1Alp UMi	1.9900	6300.0	71	34543	No
94	GOM_NL__2PRFIN20081008_071615_000000332072_00421_34543_2576.N1	08-OCT-2008 07:16:15	Bright	33.000	36	50Alp UMa	1.8000	6300.0	66	34543	No
95	GOM_NL__2PRFIN20081008_071747_000000332072_00421_34543_2577.N1	08-OCT-2008 07:17:47	Bright	33.000	82	48Bet UMa	2.3650	10600.	66	34543	No
96	GOM_NL__2PRFIN20081008_072104_000000522072_00421_34543_2578.N1	08-OCT-2008 07:21:04	Bright	52.000	174	52Psi UMa	3.0040	4400.0	104	34543	No
97	GOM_NL__2PRFIN20081008_072750_000000392072_00421_34543_2579.N1	08-OCT-2008 07:27:50	Bright	38.500	166	17Eps Leo	2.9800	6000.0	77	34543	No
98	GOM_NL__2PRFIN20081008_073058_000000372072_00421_34543_2580.N1	08-OCT-2008 07:30:58	Bright	37.000	22	32Alp Leo	1.3600	15200.	74	34543	No
99	GOM_NL__2PRFIN20081008_073751_000000502072_00421_34543_2581.N1	08-OCT-2008 07:37:51	Twilight	49.500	48	30Alp Hya	1.9770	4100.0	99	34543	No
100	GOM_NL__2PRFIN20081008_074547_000000322072_00421_34543_2582.N1	08-OCT-2008 07:45:47	Dark	32.000	132	15Rho Pup	2.8030	6900.0	64	34543	No
101	GOM_NL__2PRFIN20081008_074729_000000452072_00421_34543_2583.N1	08-OCT-2008 07:47:29	Dark	45.000	65	Lam Vel	2.2040	4400.0	90	34543	No

102	GOM_NL__2PRFIN20081008_075023_000000422072_00421_34543_2584.N1	08-OCT-2008 07:50:23	Dark	42.000	34	Gam2Vel	1.7930	23000.	84	34543	No
103	GOM_NL__2PRFIN20081008_075217_000000422072_00422_34544_2583.N1	08-OCT-2008 07:52:17	Dark	42.000	41	Eps Car	1.8600	4100.0	84	34544	No
104	GOM_NL__2PRFIN20081008_075427_000000432072_00422_34544_2584.N1	08-OCT-2008 07:54:27	Dark	43.000	161	Tau Pup	2.9310	4500.0	86	34544	No
105	GOM_NL__2PRFIN20081008_075550_000000592072_00422_34544_2585.N1	08-OCT-2008 07:55:50	Dark	58.500	2	Alp Car	-0.73600	7000.0	117	34544	No
106	GOM_NL__2PRFIN20081008_080427_000000372072_00422_34544_2586.N1	08-OCT-2008 08:04:27	Dark	37.000	143	Alp Hyi	2.8570	7200.0	74	34544	No
107	GOM_NL__2PRFIN20081008_080554_000000442072_00422_34544_2587.N1	08-OCT-2008 08:05:54	Dark	44.000	9	Alp Eri	0.45300	24000.	88	34544	No
108	GOM_NL__2PRFIN20081008_080803_000000472072_00422_34544_2588.N1	08-OCT-2008 08:08:03	Straylight	46.500	157	The1Eri	2.9060	9300.0	93	34544	No
109	GOM_NL__2PRFIN20081008_081105_000000402072_00422_34544_2589.N1	08-OCT-2008 08:11:05	Straylight	39.500	84	Alp Phe	2.3970	4500.0	79	34544	No
110	GOM_NL__2PRFIN20081008_081748_000000452072_00422_34544_2590.N1	08-OCT-2008 08:17:48	Straylight	44.500	52	16Bet Cet	2.0370	4500.0	89	34544	No
111	GOM_NL__2PRFIN20081008_082745_000000382072_00422_34544_2591.N1	08-OCT-2008 08:27:45	Bright	37.500	140	88Gam Peg	2.8340	26000.	75	34544	No
112	GOM_NL__2PRFIN20081008_083148_000000382072_00422_34544_2592.N1	08-OCT-2008 08:31:48	Bright	37.500	58	21Alp And	2.0730	11000.	75	34544	No
113	GOM_NL__2PRFIN20081008_084006_000000362072_00422_34544_2593.N1	08-OCT-2008 08:40:06	Bright	36.000	68	18Alp Cas	2.2250	4500.0	72	34544	No
114	GOM_NL__2PRFIN20081008_084130_000000372072_00422_34544_2594.N1	08-OCT-2008 08:41:30	Bright	37.000	76	27Gam Cas	2.3000	30000.	74	34544	No
115	GOM_NL__2PRFIN20081008_084843_000000352072_00422_34544_2595.N1	08-OCT-2008 08:48:43	Bright	35.000	49	1Alp UMi	1.9900	6300.0	70	34544	No
116	GOM_NL__2PRFIN20081008_085651_000000372072_00422_34544_2596.N1	08-OCT-2008 08:56:51	Bright	36.500	36	50Alp UMa	1.8000	6300.0	73	34544	No
117	GOM_NL__2PRFIN20081008_085823_000000352072_00422_34544_2597.N1	08-OCT-2008 08:58:23	Bright	34.500	82	48Bet UMa	2.3650	10600.	69	34544	No
118	GOM_NL__2PRFIN20081008_090140_000000352072_00422_34544_2598.N1	08-OCT-2008 09:01:40	Bright	34.500	174	52Psi UMa	3.0040	4400.0	69	34544	No
119	GOM_NL__2PRFIN20081008_090826_000000382072_00422_34544_2599.N1	08-OCT-2008 09:08:26	Bright	38.000	166	17Eps Leo	2.9800	6000.0	76	34544	No
120	GOM_NL__2PRFIN20081008_091134_000000352072_00422_34544_2600.N1	08-OCT-2008 09:11:34	Bright	35.000	22	32Alp Leo	1.3600	15200.	70	34544	No
121	GOM_NL__2PRFIN20081008_091827_000000492072_00422_34544_2601.N1	08-OCT-2008 09:18:27	Twilight	48.500	48	30Alp Hya	1.9770	4100.0	97	34544	No
122	GOM_NL__2PRFIN20081008_092624_000000252072_00422_34544_2602.N1	08-OCT-2008 09:26:24	Dark	25.000	132	15Rho Pup	2.8030	6900.0	50	34544	No
123	GOM_NL__2PRFIN20081008_092805_000000452072_00422_34544_2603.N1	08-OCT-2008 09:28:05	Dark	45.000	65	Lam Vel	2.2040	4400.0	90	34544	No
124	GOM_NL__2PRFIN20081008_093100_000000412072_00422_34544_2604.N1	08-OCT-2008 09:31:00	Dark	40.500	34	Gam2Vel	1.7930	23000.	81	34544	No
125	GOM_NL__2PRFIN20081008_093254_000000482072_00423_34545_2620.N1	08-OCT-2008 09:32:54	Dark	47.500	41	Eps Car	1.8600	4100.0	95	34545	No
126	GOM_NL__2PRFIN20081008_093504_000000442072_00423_34545_2621.N1	08-OCT-2008 09:35:04	Dark	44.000	161	Tau Pup	2.9310	4500.0	88	34545	No
127	GOM_NL__2PRFIN20081008_093627_000000602072_00423_34545_2622.N1	08-OCT-2008 09:36:27	Dark	60.000	2	Alp Car	-0.73600	7000.0	120	34545	No
128	GOM_NL__2PRFIN20081008_094503_000000372072_00423_34545_2623.N1	08-OCT-2008 09:45:03	Dark	36.500	143	Alp Hyi	2.8570	7200.0	73	34545	No
129	GOM_NL__2PRFIN20081008_094631_000000402072_00423_34545_2624.N1	08-OCT-2008 09:46:31	Dark	39.500	9	Alp Eri	0.45300	24000.	79	34545	No
130	GOM_NL__2PRFIN20081008_094840_000000462072_00423_34545_2625.N1	08-OCT-2008 09:48:40	Straylight	46.000	157	The1Eri	2.9060	9300.0	92	34545	No
131	GOM_NL__2PRFIN20081008_095141_000000402072_00423_34545_2626.N1	08-OCT-2008 09:51:41	Straylight	40.000	84	Alp Phe	2.3970	4500.0	80	34545	No
132	GOM_NL__2PRFIN20081008_095824_000000462072_00423_34545_2627.N1	08-OCT-2008 09:58:24	Straylight	45.500	52	16Bet Cet	2.0370	4500.0	91	34545	No
133	GOM_NL__2PRFIN20081008_100821_000000382072_00423_34545_2628.N1	08-OCT-2008 10:08:21	Bright	37.500	140	88Gam Peg	2.8340	26000.	75	34545	No
134	GOM_NL__2PRFIN20081008_101223_000000382072_00423_34545_2629.N1	08-OCT-2008 10:12:23	Bright	37.500	58	21Alp And	2.0730	11000.	75	34545	No
135	GOM_NL__2PRFIN20081008_102041_000000392072_00423_34545_2630.N1	08-OCT-2008 10:20:41	Bright	39.000	68	18Alp Cas	2.2250	4500.0	78	34545	No
136	GOM_NL__2PRFIN20081008_102205_000000392072_00423_34545_2631.N1	08-OCT-2008 10:22:05	Bright	38.500	76	27Gam Cas	2.3000	30000.	77	34545	No
137	GOM_NL__2PRFIN20081008_102919_000000372072_00423_34545_2632.N1	08-OCT-2008 10:29:19	Bright	37.000	49	1Alp UMi	1.9900	6300.0	74	34545	No
138	GOM_NL__2PRFIN20081008_103727_000000522072_00423_34545_2633.N1	08-OCT-2008 10:37:27	Bright	52.000	36	50Alp UMa	1.8000	6300.0	104	34545	No
139	GOM_NL__2PRFIN20081008_103858_000000342072_00423_34545_2634.N1	08-OCT-2008 10:38:58	Bright	33.500	82	48Bet UMa	2.3650	10600.	67	34545	No
140	GOM_NL__2PRFIN20081008_104216_000000342072_00423_34545_2635.N1	08-OCT-2008 10:42:16	Bright	34.000	174	52Psi UMa	3.0040	4400.0	68	34545	No
141	GOM_NL__2PRFIN20081008_104902_000000382072_00423_34545_2636.N1	08-OCT-2008 10:49:02	Bright	37.500	166	17Eps Leo	2.9800	6000.0	75	34545	No
142	GOM_NL__2PRFIN20081008_105211_000000352072_00423_34545_2637.N1	08-OCT-2008 10:52:11	Bright	34.500	22	32Alp Leo	1.3600	15200.	69	34545	No
143	GOM_NL__2PRFIN20081008_105903_000000472072_00423_34545_2638.N1	08-OCT-2008 10:59:03	Twilight	47.000	48	30Alp Hya	1.9770	4100.0	94	34545	No
144	GOM_NL__2PRFIN20081008_110701_000000252072_00423_34545_2639.N1	08-OCT-2008 11:07:01	Dark	25.000	132	15Rho Pup	2.8030	6900.0	50	34545	No
145	GOM_NL__2PRFIN20081008_110842_000000472072_00423_34545_2640.N1	08-OCT-2008 11:08:42	Dark	47.000	65	Lam Vel	2.2040	4400.0	94	34545	No
146	GOM_NL__2PRFIN20081008_111136_000000422072_00423_34545_2641.N1	08-OCT-2008 11:11:36	Dark	41.500	34	Gam2Vel	1.7930	23000.	83	34545	No
147	GOM_NL__2PRFIN20081008_111330_000000492072_00424_34546_2642.N1	08-OCT-2008 11:13:30	Dark	49.000	41	Eps Car	1.8600	4100.0	98	34546	No
148	GOM_NL__2PRFIN20081008_111540_000000442072_00424_34546_2643.N1	08-OCT-2008 11:15:40	Dark	44.000	161	Tau Pup	2.9310	4500.0	88	34546	No
149	GOM_NL__2PRFIN20081008_111704_000000472072_00424_34546_2644.N1	08-OCT-2008 11:17:04	Dark	46.500	2	Alp Car	-0.73600	7000.0	93	34546	No
150	GOM_NL__2PRFIN20081008_112539_000000372072_00424_34546_2645.N1	08-OCT-2008 11:25:39	Dark	37.000	143	Alp Hyi	2.8570	7200.0	74	34546	No
151	GOM_NL__2PRFIN20081008_112707_000000512072_00424_34546_2646.N1	08-OCT-2008 11:27:07	Dark	50.500	9	Alp Eri	0.45300	24000.	101	34546	No
152	GOM_NL__2PRFIN20081008_112916_000000472072_00424_34546_2647.N1	08-OCT-2008 11:29:16	Straylight	47.000	157	The1Eri	2.9060	9300.0	94	34546	No
153	GOM_NL__2PRFIN20081008_113217_000000402072_00424_34546_2648.N1	08-OCT-2008 11:32:17	Straylight	39.500	84	Alp Phe	2.3970	4500.0	79	34546	No
154	GOM_NL__2PRFIN20081008_113900_000000462072_00424_34546_2649.N1	08-OCT-2008 11:39:00	Straylight	46.000	52	16Bet Cet	2.0370	4500.0	92	34546	No
155	GOM_NL__2PRFIN20081008_114857_000000372072_00424_34546_2650.N1	08-OCT-2008 11:48:57	Bright	37.000	140	88Gam Peg	2.8340	26000.	74	34546	No
156	GOM_NL__2PRFIN20081008_115259_000000382072_00424_34546_2651.N1	08-OCT-2008 11:52:59	Bright	38.000	58	21Alp And	2.0730	11000.	76	34546	No
157	GOM_NL__2PRFIN20081008_120117_000000402072_00424_34546_2652.N1	08-OCT-2008 12:01:17	Bright	40.000	68	18Alp Cas	2.2250	4500.0	80	34546	No
158	GOM_NL__2PRFIN20081008_120241_000000392072_00424_34546_2653.N1	08-OCT-2008 12:02:41	Bright	38.500	76	27Gam Cas	2.3000	30000.	77	34546	No
159	GOM_NL__2PRFIN20081008_120954_000000352072_00424_34546_2654.N1	08-OCT-2008 12:09:54	Bright	35.000	49	1Alp UMi	1.9900	6300.0	70	34546	No
160	GOM_NL__2PRFIN20081008_121803_000000372072_00424_34546_2655.N1	08-OCT-2008 12:18:03	Bright	36.500	36	50Alp UMa	1.8000	6300.0	73	34546	No

161	GOM_NL__2PRFIN20081008_121934_000000362072_00424_34546_2656.N1	08-OCT-2008 12:19:34	Bright	35.500	82	48Bet UMa	2.3650	10600.	71	34546	No
162	GOM_NL__2PRFIN20081008_122252_000000352072_00424_34546_2657.N1	08-OCT-2008 12:22:52	Bright	35.000	174	52Psi UMa	3.0040	4400.0	70	34546	No
163	GOM_NL__2PRFIN20081008_122938_000000382072_00424_34546_2658.N1	08-OCT-2008 12:29:38	Bright	37.500	166	17Eps Leo	2.9800	6000.0	75	34546	No
164	GOM_NL__2PRFIN20081008_123247_000000372072_00424_34546_2659.N1	08-OCT-2008 12:32:47	Bright	37.000	22	32Alp Leo	1.3600	15200.	74	34546	No
165	GOM_NL__2PRFIN20081008_123940_000000522072_00424_34546_2660.N1	08-OCT-2008 12:39:40	Twilight	52.000	48	30Alp Hya	1.9770	4100.0	104	34546	No
166	GOM_NL__2PRFIN20081008_124918_000000432072_00424_34546_2661.N1	08-OCT-2008 12:49:18	Dark	43.000	65	Lam Vel	2.2040	4400.0	86	34546	No
167	GOM_NL__2PRFIN20081008_125213_000000412072_00424_34546_2662.N1	08-OCT-2008 12:52:13	Dark	41.000	34	Gam2Vel	1.7930	23000.	82	34546	No
168	GOM_NL__2PRFIN20081008_125406_000000492072_00425_34547_2663.N1	08-OCT-2008 12:54:06	Dark	49.000	41	Eps Car	1.8600	4100.0	98	34547	No
169	GOM_NL__2PRFIN20081008_125617_000000452072_00425_34547_2664.N1	08-OCT-2008 12:56:17	Dark	44.500	161	Tau Pup	2.9310	4500.0	89	34547	No
170	GOM_NL__2PRFIN20081008_125741_000000472072_00425_34547_2665.N1	08-OCT-2008 12:57:41	Dark	47.000	2	Alp Car	-0.73600	7000.0	94	34547	No
171	GOM_NL__2PRFIN20081008_130616_000000382072_00425_34547_2666.N1	08-OCT-2008 13:06:16	Dark	38.000	143	Alp Hyi	2.8570	7200.0	76	34547	No
172	GOM_NL__2PRFIN20081008_130743_000000392072_00425_34547_2667.N1	08-OCT-2008 13:07:43	Dark	39.000	9	Alp Eri	0.45300	24000.	78	34547	No
173	GOM_NL__2PRFIN20081008_130953_000000462072_00425_34547_2668.N1	08-OCT-2008 13:09:53	Straylight	45.500	157	The1Eri	2.9060	9300.0	91	34547	No
174	GOM_NL__2PRFIN20081008_131253_000000392072_00425_34547_2669.N1	08-OCT-2008 13:12:53	Straylight	38.500	84	Alp Phe	2.3970	4500.0	77	34547	No
175	GOM_NL__2PRFIN20081008_131936_000000462072_00425_34547_2670.N1	08-OCT-2008 13:19:36	Straylight	45.500	52	16Bet Cet	2.0370	4500.0	91	34547	No
176	GOM_NL__2PRFIN20081008_132933_000000372072_00425_34547_2671.N1	08-OCT-2008 13:29:33	Bright	37.000	140	88Gam Peg	2.8340	26000.	74	34547	No
177	GOM_NL__2PRFIN20081008_133335_000000382072_00425_34547_2672.N1	08-OCT-2008 13:33:35	Bright	38.000	58	21Alp And	2.0730	11000.	76	34547	No
178	GOM_NL__2PRFIN20081008_134152_000000392072_00425_34547_2673.N1	08-OCT-2008 13:41:52	Bright	38.500	68	18Alp Cas	2.2250	4500.0	77	34547	No
179	GOM_NL__2PRFIN20081008_134317_000000392072_00425_34547_2674.N1	08-OCT-2008 13:43:17	Bright	38.500	76	27Gam Cas	2.3000	30000.	77	34547	No
180	GOM_NL__2PRFIN20081008_135030_000000332072_00425_34547_2675.N1	08-OCT-2008 13:50:30	Bright	33.000	49	1Alp UMi	1.9900	6300.0	66	34547	No
181	GOM_NL__2PRFIN20081008_135839_000000382072_00425_34547_2676.N1	08-OCT-2008 13:58:39	Bright	37.500	36	50Alp UMa	1.8000	6300.0	75	34547	No
182	GOM_NL__2PRFIN20081008_140010_000000342072_00425_34547_2677.N1	08-OCT-2008 14:00:10	Bright	34.000	82	48Bet UMa	2.3650	10600.	68	34547	No
183	GOM_NL__2PRFIN20081008_140329_000000352072_00425_34547_2678.N1	08-OCT-2008 14:03:29	Bright	34.500	174	52Psi UMa	3.0040	4400.0	69	34547	No
184	GOM_NL__2PRFIN20081008_141014_000000452072_00425_34547_2679.N1	08-OCT-2008 14:10:14	Bright	45.000	166	17Eps Leo	2.9800	6000.0	90	34547	No
185	GOM_NL__2PRFIN20081008_141323_000000372072_00425_34547_2680.N1	08-OCT-2008 14:13:23	Bright	37.000	22	32Alp Leo	1.3600	15200.	74	34547	No
186	GOM_NL__2PRFIN20081008_142016_000000492072_00425_34547_2681.N1	08-OCT-2008 14:20:16	Twilight	48.500	48	30Alp Hya	1.9770	4100.0	97	34547	No
187	GOM_NL__2PRFIN20081008_142954_000000472072_00425_34547_2682.N1	08-OCT-2008 14:29:54	Dark	47.000	65	Lam Vel	2.2040	4400.0	94	34547	No
188	GOM_NL__2PRFIN20081008_143249_000000412072_00425_34547_2683.N1	08-OCT-2008 14:32:49	Dark	41.000	34	Gam2Vel	1.7930	23000.	82	34547	No
189	GOM_NL__2PRFIN20081008_143443_000000462072_00426_34548_2676.N1	08-OCT-2008 14:34:43	Dark	45.500	41	Eps Car	1.8600	4100.0	91	34548	No
190	GOM_NL__2PRFIN20081008_143654_000000472072_00426_34548_2677.N1	08-OCT-2008 14:36:54	Dark	47.000	161	Tau Pup	2.9310	4500.0	94	34548	No
191	GOM_NL__2PRFIN20081008_143817_000000492072_00426_34548_2678.N1	08-OCT-2008 14:38:17	Dark	49.000	2	Alp Car	-0.73600	7000.0	98	34548	No
192	GOM_NL__2PRFIN20081008_144652_000000392072_00426_34548_2679.N1	08-OCT-2008 14:46:52	Dark	38.500	143	Alp Hyi	2.8570	7200.0	77	34548	No
193	GOM_NL__2PRFIN20081008_144819_000000392072_00426_34548_2680.N1	08-OCT-2008 14:48:19	Dark	39.000	9	Alp Eri	0.45300	24000.	78	34548	No
194	GOM_NL__2PRFIN20081008_145029_000000472072_00426_34548_2681.N1	08-OCT-2008 14:50:29	Straylight	46.500	157	The1Eri	2.9060	9300.0	93	34548	No
195	GOM_NL__2PRFIN20081008_145330_000000402072_00426_34548_2682.N1	08-OCT-2008 14:53:30	Straylight	39.500	84	Alp Phe	2.3970	4500.0	79	34548	No
196	GOM_NL__2PRFIN20081008_150012_000000422072_00426_34548_2683.N1	08-OCT-2008 15:00:12	Straylight	42.000	52	16Bet Cet	2.0370	4500.0	84	34548	No
197	GOM_NL__2PRFIN20081008_151008_000000372072_00426_34548_2684.N1	08-OCT-2008 15:10:08	Bright	36.500	140	88Gam Peg	2.8340	26000.	73	34548	No
198	GOM_NL__2PRFIN20081008_151410_000000382072_00426_34548_2685.N1	08-OCT-2008 15:14:10	Bright	37.500	58	21Alp And	2.0730	11000.	75	34548	No
199	GOM_NL__2PRFIN20081008_151714_000000322072_00426_34548_2686.N1	08-OCT-2008 15:17:14	Bright	32.000	53	43Bet And	2.0480	3300.0	64	34548	No
200	GOM_NL__2PRFIN20081008_152228_000000382072_00426_34548_2687.N1	08-OCT-2008 15:22:28	Bright	37.500	68	18Alp Cas	2.2250	4500.0	75	34548	No
201	GOM_NL__2PRFIN20081008_152352_000000392072_00426_34548_2688.N1	08-OCT-2008 15:23:52	Bright	38.500	76	27Gam Cas	2.3000	30000.	77	34548	No
202	GOM_NL__2PRFIN20081008_153106_000000352072_00426_34548_2689.N1	08-OCT-2008 15:31:06	Bright	35.000	49	1Alp UMi	1.9900	6300.0	70	34548	No
203	GOM_NL__2PRFIN20081008_153915_000000372072_00426_34548_2690.N1	08-OCT-2008 15:39:15	Bright	37.000	36	50Alp UMa	1.8000	6300.0	74	34548	No
204	GOM_NL__2PRFIN20081008_154047_000000362072_00426_34548_2691.N1	08-OCT-2008 15:40:47	Bright	36.000	82	48Bet UMa	2.3650	10600.	72	34548	No
205	GOM_NL__2PRFIN20081008_154405_000000342072_00426_34548_2692.N1	08-OCT-2008 15:44:05	Bright	34.000	174	52Psi UMa	3.0040	4400.0	68	34548	No
206	GOM_NL__2PRFIN20081008_155050_000000412072_00426_34548_2693.N1	08-OCT-2008 15:50:50	Bright	40.500	166	17Eps Leo	2.9800	6000.0	81	34548	No
207	GOM_NL__2PRFIN20081008_155359_000000382072_00426_34548_2694.N1	08-OCT-2008 15:53:59	Bright	37.500	22	32Alp Leo	1.3600	15200.	75	34548	No
208	GOM_NL__2PRFIN20081008_160053_000000512072_00426_34548_2695.N1	08-OCT-2008 16:00:53	Twilight	50.500	48	30Alp Hya	1.9770	4100.0	101	34548	No
209	GOM_NL__2PRFIN20081008_161031_000000502072_00426_34548_2696.N1	08-OCT-2008 16:10:31	Dark	49.500	65	Lam Vel	2.2040	4400.0	99	34548	No
210	GOM_NL__2PRFIN20081008_161326_000000402072_00426_34548_2697.N1	08-OCT-2008 16:13:26	Dark	39.500	34	Gam2Vel	1.7930	23000.	79	34548	No
211	GOM_NL__2PRFIN20081008_161519_000000392072_00427_34549_2687.N1	08-OCT-2008 16:15:19	Dark	39.000	41	Eps Car	1.8600	4100.0	78	34549	No
212	GOM_NL__2PRFIN20081008_161730_000000442072_00427_34549_2688.N1	08-OCT-2008 16:17:30	Dark	43.500	161	Tau Pup	2.9310	4500.0	87	34549	No
213	GOM_NL__2PRFIN20081008_161854_000000482072_00427_34549_2689.N1	08-OCT-2008 16:18:54	Dark	47.500	2	Alp Car	-0.73600	7000.0	95	34549	No
214	GOM_NL__2PRFIN20081008_162728_000000392072_00427_34549_2690.N1	08-OCT-2008 16:27:28	Dark	38.500	143	Alp Hyi	2.8570	7200.0	77	34549	No
215	GOM_NL__2PRFIN20081008_162856_000000432072_00427_34549_2691.N1	08-OCT-2008 16:28:56	Dark	43.000	9	Alp Eri	0.45300	24000.	86	34549	No
216	GOM_NL__2PRFIN20081008_163106_000000482072_00427_34549_2692.N1	08-OCT-2008 16:31:06	Straylight	47.500	157	The1Eri	2.9060	9300.0	95	34549	No
217	GOM_NL__2PRFIN20081008_163406_000000412072_00427_34549_2693.N1	08-OCT-2008 16:34:06	Straylight	41.000	84	Alp Phe	2.3970	4500.0	82	34549	No
218	GOM_NL__2PRFIN20081008_164048_000000462072_00427_34549_2694.N1	08-OCT-2008 16:40:48	Straylight	46.000	52	16Bet Cet	2.0370	4500.0	92	34549	No
219	GOM_NL__2PRFIN20081008_165044_000000382072_00427_34549_2695.N1	08-OCT-2008 16:50:44	Bright	37.500	140	88Gam Peg	2.8340	26000.	75	34549	No

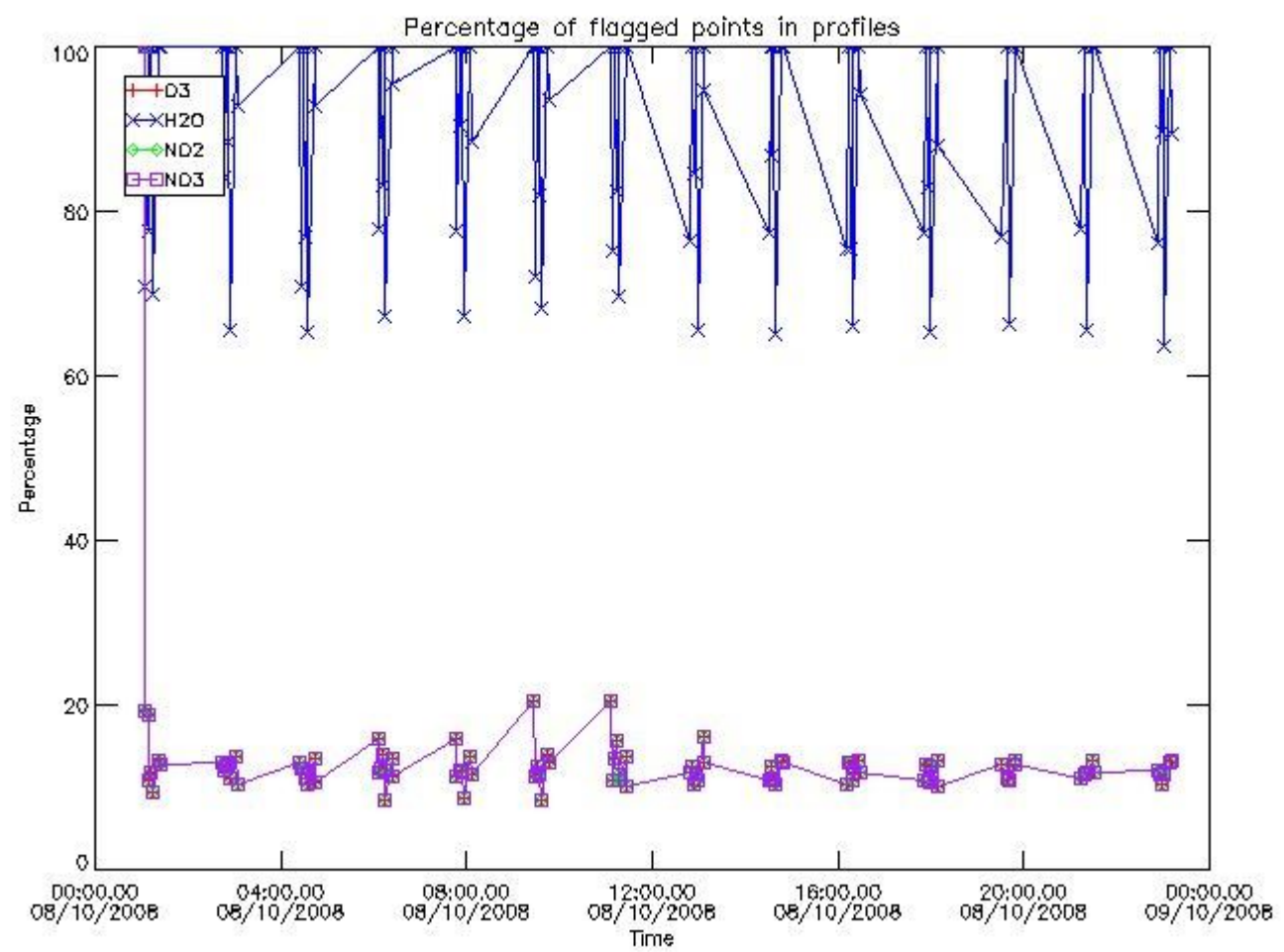
220	GOM_NL__2PRFIN20081008_165446_000000382072_00427_34549_2696.N1	08-OCT-2008 16:54:46	Bright	37.500	58	21Alp And	2.0730	11000.	75	34549	No
221	GOM_NL__2PRFIN20081008_165749_000000322072_00427_34549_2697.N1	08-OCT-2008 16:57:49	Bright	32.000	53	43Bet And	2.0480	3300.0	64	34549	No
222	GOM_NL__2PRFIN20081008_170304_000000392072_00427_34549_2698.N1	08-OCT-2008 17:03:04	Bright	39.000	68	18Alp Cas	2.2250	4500.0	78	34549	No
223	GOM_NL__2PRFIN20081008_170428_000000392072_00427_34549_2699.N1	08-OCT-2008 17:04:28	Bright	38.500	76	27Gam Cas	2.3000	30000.	77	34549	No
224	GOM_NL__2PRFIN20081008_171142_000000362072_00427_34549_2700.N1	08-OCT-2008 17:11:42	Bright	36.000	49	1Alp UMi	1.9900	6300.0	72	34549	No
225	GOM_NL__2PRFIN20081008_171951_000000342072_00427_34549_2701.N1	08-OCT-2008 17:19:51	Bright	34.000	36	50Alp UMa	1.8000	6300.0	68	34549	No
226	GOM_NL__2PRFIN20081008_172123_000000352072_00427_34549_2702.N1	08-OCT-2008 17:21:23	Bright	34.500	82	48Bet UMa	2.3650	10600.	69	34549	No
227	GOM_NL__2PRFIN20081008_172441_000000392072_00427_34549_2703.N1	08-OCT-2008 17:24:41	Bright	39.000	174	52Psi UMa	3.0040	4400.0	78	34549	No
228	GOM_NL__2PRFIN20081008_173127_000000472072_00427_34549_2704.N1	08-OCT-2008 17:31:27	Bright	46.500	166	17Eps Leo	2.9800	6000.0	93	34549	No
229	GOM_NL__2PRFIN20081008_173435_000000372072_00427_34549_2705.N1	08-OCT-2008 17:34:35	Bright	36.500	22	32Alp Leo	1.3600	15200.	73	34549	No
230	GOM_NL__2PRFIN20081008_174129_000000492072_00427_34549_2706.N1	08-OCT-2008 17:41:29	Twilight	48.500	48	30Alp Hya	1.9770	4100.0	97	34549	No
231	GOM_NL__2PRFIN20081008_175107_000000472072_00427_34549_2707.N1	08-OCT-2008 17:51:07	Dark	47.000	65	Lam Vel	2.2040	4400.0	94	34549	No
232	GOM_NL__2PRFIN20081008_175402_000000402072_00427_34549_2708.N1	08-OCT-2008 17:54:02	Dark	40.000	34	Gam2Vel	1.7930	23000.	80	34549	No
233	GOM_NL__2PRFIN20081008_175556_000000472072_00428_34550_2710.N1	08-OCT-2008 17:55:56	Dark	47.000	41	Eps Car	1.8600	4100.0	94	34550	No
234	GOM_NL__2PRFIN20081008_175807_000000452072_00428_34550_2711.N1	08-OCT-2008 17:58:07	Dark	45.000	161	Tau Pup	2.9310	4500.0	90	34550	No
235	GOM_NL__2PRFIN20081008_175931_000000482072_00428_34550_2712.N1	08-OCT-2008 17:59:31	Dark	48.000	2	Alp Car	-0.73600	7000.0	96	34550	No
236	GOM_NL__2PRFIN20081008_180805_000000392072_00428_34550_2713.N1	08-OCT-2008 18:08:05	Dark	38.500	143	Alp Hyi	2.8570	7200.0	77	34550	No
237	GOM_NL__2PRFIN20081008_180932_000000502072_00428_34550_2714.N1	08-OCT-2008 18:09:32	Dark	50.000	9	Alp Eri	0.45300	24000.	100	34550	No
238	GOM_NL__2PRFIN20081008_181143_000000482072_00428_34550_2715.N1	08-OCT-2008 18:11:43	Straylight	47.500	157	The1Eri	2.9060	9300.0	95	34550	No
239	GOM_NL__2PRFIN20081008_181442_000000432072_00428_34550_2716.N1	08-OCT-2008 18:14:42	Straylight	43.000	84	Alp Phe	2.3970	4500.0	86	34550	No
240	GOM_NL__2PRFIN20081008_182124_000000452072_00428_34550_2717.N1	08-OCT-2008 18:21:24	Straylight	45.000	52	16Bet Cet	2.0370	4500.0	90	34550	No
241	GOM_NL__2PRFIN20081008_183120_000000372072_00428_34550_2718.N1	08-OCT-2008 18:31:20	Bright	37.000	140	88Gam Peg	2.8340	26000.	74	34550	No
242	GOM_NL__2PRFIN20081008_183522_000000382072_00428_34550_2719.N1	08-OCT-2008 18:35:22	Bright	38.000	58	21Alp And	2.0730	11000.	76	34550	No
243	GOM_NL__2PRFIN20081008_183825_000000392072_00428_34550_2720.N1	08-OCT-2008 18:38:25	Bright	39.000	53	43Bet And	2.0480	3300.0	78	34550	No
244	GOM_NL__2PRFIN20081008_184339_000000392072_00428_34550_2721.N1	08-OCT-2008 18:43:39	Bright	39.000	68	18Alp Cas	2.2250	4500.0	78	34550	No
245	GOM_NL__2PRFIN20081008_184504_000000392072_00428_34550_2722.N1	08-OCT-2008 18:45:04	Bright	38.500	76	27Gam Cas	2.3000	30000.	77	34550	No
246	GOM_NL__2PRFIN20081008_185218_000000352072_00428_34550_2723.N1	08-OCT-2008 18:52:18	Bright	35.000	49	1Alp UMi	1.9900	6300.0	70	34550	No
247	GOM_NL__2PRFIN20081008_190027_000000382072_00428_34550_2724.N1	08-OCT-2008 19:00:27	Bright	38.000	36	50Alp UMa	1.8000	6300.0	76	34550	No
248	GOM_NL__2PRFIN20081008_190158_000000342072_00428_34550_2725.N1	08-OCT-2008 19:01:58	Bright	33.500	82	48Bet UMa	2.3650	10600.	67	34550	No
249	GOM_NL__2PRFIN20081008_190517_000000342072_00428_34550_2726.N1	08-OCT-2008 19:05:17	Bright	34.000	174	52Psi UMa	3.0040	4400.0	68	34550	No
250	GOM_NL__2PRFIN20081008_191203_000000552072_00428_34550_2727.N1	08-OCT-2008 19:12:03	Bright	55.000	166	17Eps Leo	2.9800	6000.0	110	34550	No
251	GOM_NL__2PRFIN20081008_191511_000000542072_00428_34550_2728.N1	08-OCT-2008 19:15:11	Bright	54.000	22	32Alp Leo	1.3600	15200.	108	34550	No
252	GOM_NL__2PRFIN20081008_192206_000000482072_00428_34550_2729.N1	08-OCT-2008 19:22:06	Twilight	48.000	48	30Alp Hya	1.9770	4100.0	96	34550	No
253	GOM_NL__2PRFIN20081008_193144_000000442072_00428_34550_2730.N1	08-OCT-2008 19:31:44	Dark	43.500	65	Lam Vel	2.2040	4400.0	87	34550	No
254	GOM_NL__2PRFIN20081008_193844_000000462072_00429_34551_2724.N1	08-OCT-2008 19:38:44	Dark	45.500	161	Tau Pup	2.9310	4500.0	91	34551	No
255	GOM_NL__2PRFIN20081008_194008_000000472072_00429_34551_2725.N1	08-OCT-2008 19:40:08	Dark	46.500	2	Alp Car	-0.73600	7000.0	93	34551	No
256	GOM_NL__2PRFIN20081008_194841_000000392072_00429_34551_2726.N1	08-OCT-2008 19:48:41	Dark	38.500	143	Alp Hyi	2.8570	7200.0	77	34551	No
257	GOM_NL__2PRFIN20081008_195008_000000402072_00429_34551_2727.N1	08-OCT-2008 19:50:08	Dark	40.000	9	Alp Eri	0.45300	24000.	80	34551	No
258	GOM_NL__2PRFIN20081008_195219_000000462072_00429_34551_2728.N1	08-OCT-2008 19:52:19	Straylight	46.000	157	The1Eri	2.9060	9300.0	92	34551	No
259	GOM_NL__2PRFIN20081008_195522_000000392072_00429_34551_2729.N1	08-OCT-2008 19:55:22	Straylight	39.000	84	Alp Phe	2.3970	4500.0	78	34551	No
260	GOM_NL__2PRFIN20081008_200201_000000452072_00429_34551_2730.N1	08-OCT-2008 20:02:01	Straylight	45.000	52	16Bet Cet	2.0370	4500.0	90	34551	No
261	GOM_NL__2PRFIN20081008_201156_000000382072_00429_34551_2731.N1	08-OCT-2008 20:11:56	Bright	37.500	140	88Gam Peg	2.8340	26000.	75	34551	No
262	GOM_NL__2PRFIN20081008_201558_000000382072_00429_34551_2732.N1	08-OCT-2008 20:15:58	Bright	38.000	58	21Alp And	2.0730	11000.	76	34551	No
263	GOM_NL__2PRFIN20081008_201900_000000392072_00429_34551_2733.N1	08-OCT-2008 20:19:00	Bright	39.000	53	43Bet And	2.0480	3300.0	78	34551	No
264	GOM_NL__2PRFIN20081008_202415_000000372072_00429_34551_2734.N1	08-OCT-2008 20:24:15	Bright	36.500	68	18Alp Cas	2.2250	4500.0	73	34551	No
265	GOM_NL__2PRFIN20081008_202539_000000392072_00429_34551_2735.N1	08-OCT-2008 20:25:39	Bright	38.500	76	27Gam Cas	2.3000	30000.	77	34551	No
266	GOM_NL__2PRFIN20081008_203254_000000362072_00429_34551_2736.N1	08-OCT-2008 20:32:54	Bright	36.000	49	1Alp UMi	1.9900	6300.0	72	34551	No
267	GOM_NL__2PRFIN20081008_204103_000000372072_00429_34551_2737.N1	08-OCT-2008 20:41:03	Bright	36.500	36	50Alp UMa	1.8000	6300.0	73	34551	No
268	GOM_NL__2PRFIN20081008_204235_000000342072_00429_34551_2738.N1	08-OCT-2008 20:42:35	Bright	34.000	82	48Bet UMa	2.3650	10600.	68	34551	No
269	GOM_NL__2PRFIN20081008_204553_000000362072_00429_34551_2739.N1	08-OCT-2008 20:45:53	Bright	36.000	174	52Psi UMa	3.0040	4400.0	72	34551	No
270	GOM_NL__2PRFIN20081008_205239_000000572072_00429_34551_2740.N1	08-OCT-2008 20:52:39	Bright	57.000	166	17Eps Leo	2.9800	6000.0	114	34551	No
271	GOM_NL__2PRFIN20081008_205548_000000372072_00429_34551_2741.N1	08-OCT-2008 20:55:48	Bright	37.000	22	32Alp Leo	1.3600	15200.	74	34551	No
272	GOM_NL__2PRFIN20081008_210242_000000522072_00429_34551_2742.N1	08-OCT-2008 21:02:42	Twilight	51.500	48	30Alp Hya	1.9770	4100.0	103	34551	No
273	GOM_NL__2PRFIN20081008_211220_000000462072_00429_34551_2743.N1	08-OCT-2008 21:12:20	Dark	45.500	65	Lam Vel	2.2040	4400.0	91	34551	No
274	GOM_NL__2PRFIN20081008_211921_000000452072_00430_34552_2738.N1	08-OCT-2008 21:19:21	Dark	44.500	161	Tau Pup	2.9310	4500.0	89	34552	No
275	GOM_NL__2PRFIN20081008_212044_000000472072_00430_34552_2739.N1	08-OCT-2008 21:20:44	Dark	47.000	2	Alp Car	-0.73600	7000.0	94	34552	No
276	GOM_NL__2PRFIN20081008_212917_000000392072_00430_34552_2740.N1	08-OCT-2008 21:29:17	Dark	38.500	143	Alp Hyi	2.8570	7200.0	77	34552	No
277	GOM_NL__2PRFIN20081008_213044_000000442072_00430_34552_2741.N1	08-OCT-2008 21:30:44	Dark	43.500	9	Alp Eri	0.45300	24000.	87	34552	No
278	GOM_NL__2PRFIN20081008_213255_000000482072_00430_34552_2742.N1	08-OCT-2008 21:32:55	Straylight	48.000	157	The1Eri	2.9060	9300.0	96	34552	No

279	GOM_NL__2PRFIN20081008_214237_000000432072_00430_34552_2743.N1	08-OCT-2008 21:42:37	Straylight	43.000	52	16Bet Cet	2.0370	4500.0	86	34552	No
280	GOM_NL__2PRFIN20081008_215232_000000382072_00430_34552_2744.N1	08-OCT-2008 21:52:32	Bright	38.000	140	88Gam Peg	2.8340	26000.	76	34552	No
281	GOM_NL__2PRFIN20081008_215634_000000382072_00430_34552_2745.N1	08-OCT-2008 21:56:34	Bright	38.000	58	21Alp And	2.0730	11000.	76	34552	No
282	GOM_NL__2PRFIN20081008_215935_000000452072_00430_34552_2746.N1	08-OCT-2008 21:59:35	Bright	44.500	53	43Bet And	2.0480	3300.0	89	34552	No
283	GOM_NL__2PRFIN20081008_220451_000000402072_00430_34552_2747.N1	08-OCT-2008 22:04:51	Bright	40.000	68	18Alp Cas	2.2250	4500.0	80	34552	No
284	GOM_NL__2PRFIN20081008_220615_000000382072_00430_34552_2748.N1	08-OCT-2008 22:06:15	Bright	37.500	76	27Gam Cas	2.3000	30000.	75	34552	No
285	GOM_NL__2PRFIN20081008_221330_000000362072_00430_34552_2749.N1	08-OCT-2008 22:13:30	Bright	36.000	49	1Alp UMi	1.9900	6300.0	72	34552	No
286	GOM_NL__2PRFIN20081008_222139_000000362072_00430_34552_2750.N1	08-OCT-2008 22:21:39	Bright	36.000	36	50Alp UMa	1.8000	6300.0	72	34552	No
287	GOM_NL__2PRFIN20081008_222310_000000522072_00430_34552_2751.N1	08-OCT-2008 22:23:10	Bright	52.000	82	48Bet UMa	2.3650	10600.	104	34552	No
288	GOM_NL__2PRFIN20081008_222629_000000352072_00430_34552_2752.N1	08-OCT-2008 22:26:29	Bright	35.000	174	52Psi UMa	3.0040	4400.0	70	34552	No
289	GOM_NL__2PRFIN20081008_223315_000000392072_00430_34552_2753.N1	08-OCT-2008 22:33:15	Bright	38.500	166	17Eps Leo	2.9800	6000.0	77	34552	No
290	GOM_NL__2PRFIN20081008_223624_000000372072_00430_34552_2754.N1	08-OCT-2008 22:36:24	Bright	36.500	22	32Alp Leo	1.3600	15200.	73	34552	No
291	GOM_NL__2PRFIN20081008_224319_000000472072_00430_34552_2755.N1	08-OCT-2008 22:43:19	Twilight	47.000	48	30Alp Hya	1.9770	4100.0	94	34552	No
292	GOM_NL__2PRFIN20081008_225257_000000472072_00430_34552_2756.N1	08-OCT-2008 22:52:57	Dark	46.500	65	Lam Vel	2.2040	4400.0	93	34552	No
293	GOM_NL__2PRFIN20081008_225552_000000452072_00430_34552_2757.N1	08-OCT-2008 22:55:52	Dark	44.500	34	Gam2Vel	1.7930	23000.	89	34552	No
294	GOM_NL__2PRFIN20081008_225745_000000492072_00431_34553_2754.N1	08-OCT-2008 22:57:45	Dark	49.000	41	Eps Car	1.8600	4100.0	98	34553	No
295	GOM_NL__2PRFIN20081008_225957_000000442072_00431_34553_2755.N1	08-OCT-2008 22:59:57	Dark	43.500	161	Tau Pup	2.9310	4500.0	87	34553	No
296	GOM_NL__2PRFIN20081008_230121_000000492072_00431_34553_2756.N1	08-OCT-2008 23:01:21	Dark	48.500	2	Alp Car	-0.73600	7000.0	97	34553	No
297	GOM_NL__2PRFIN20081008_230953_000000392072_00431_34553_2757.N1	08-OCT-2008 23:09:53	Dark	39.000	143	Alp Hyi	2.8570	7200.0	78	34553	No
298	GOM_NL__2PRFIN20081008_231121_000000392072_00431_34553_2758.N1	08-OCT-2008 23:11:21	Dark	38.500	9	Alp Eri	0.45300	24000.	77	34553	No
299	GOM_NL__2PRFIN20081008_231332_000000462072_00431_34553_2759.N1	08-OCT-2008 23:13:32	Straylight	46.000	157	The1Eri	2.9060	9300.0	92	34553	No
300	GOM_NL__2PRFIN20081008_232313_000000462072_00431_34553_2760.N1	08-OCT-2008 23:23:13	Straylight	45.500	52	16Bet Cet	2.0370	4500.0	91	34553	No
301	GOM_NL__2PRFIN20081008_233308_000000382072_00431_34553_2761.N1	08-OCT-2008 23:33:08	Bright	38.000	140	88Gam Peg	2.8340	26000.	76	34553	No
302	GOM_NL__2PRFIN20081008_233709_000000392072_00431_34553_2762.N1	08-OCT-2008 23:37:09	Bright	38.500	58	21Alp And	2.0730	11000.	77	34553	No
303	GOM_NL__2PRFIN20081008_234011_000000432072_00431_34553_2763.N1	08-OCT-2008 23:40:11	Bright	42.500	53	43Bet And	2.0480	3300.0	85	34553	No
304	GOM_NL__2PRFIN20081008_234526_000000382072_00431_34553_2764.N1	08-OCT-2008 23:45:26	Bright	38.000	68	18Alp Cas	2.2250	4500.0	76	34553	No
305	GOM_NL__2PRFIN20081008_234650_000000392072_00431_34553_2765.N1	08-OCT-2008 23:46:50	Bright	38.500	76	27Gam Cas	2.3000	30000.	77	34553	No
306	GOM_NL__2PRFIN20081008_235406_000000362072_00431_34553_2766.N1	08-OCT-2008 23:54:06	Bright	36.000	49	1Alp UMi	1.9900	6300.0	72	34553	No

3. Quality information per product

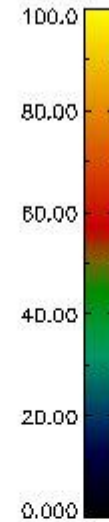
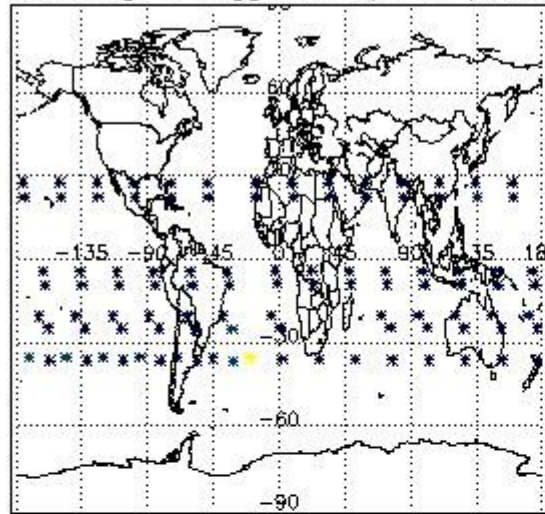
In this section it is plotted some information contained in the Quality Summary data set of the level 2 products. Only products in dark limb conditions and without errors (error flag in the MPH set to "0") are used.

3.1 Plot quality information per product (time dependant)

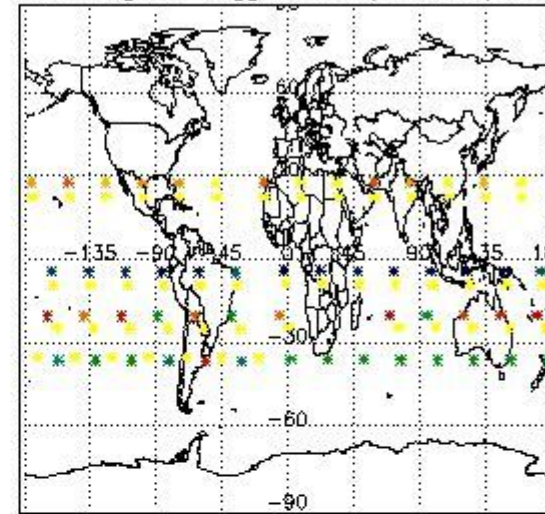


3.2 Plot quality information per product (world map)


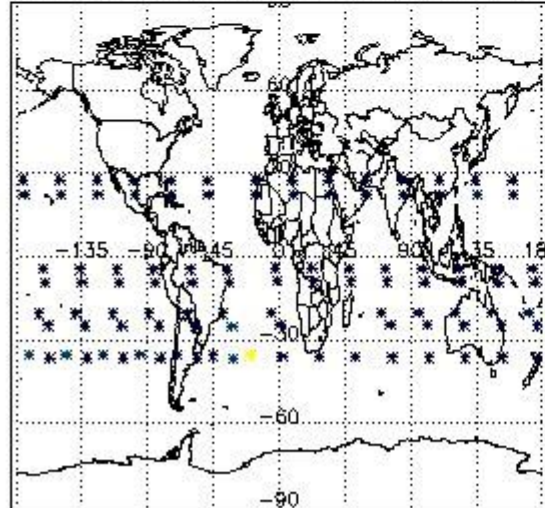
Percentage of flagged data per O3 profile



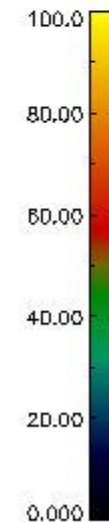
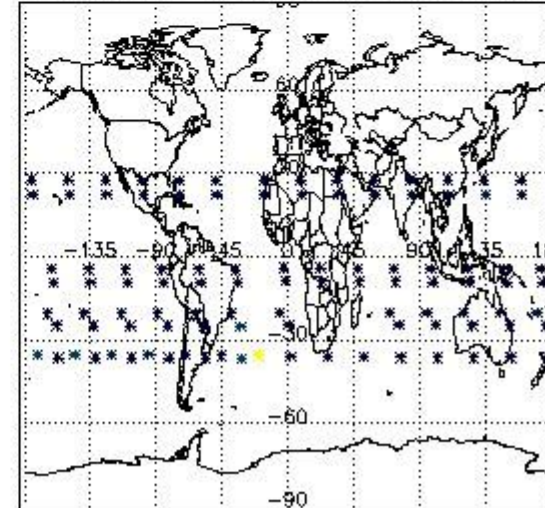
Percentage of flagged data per H2O profile



Percentage of flagged data per NO2 profile



Percentage of flagged data per NO3 profile

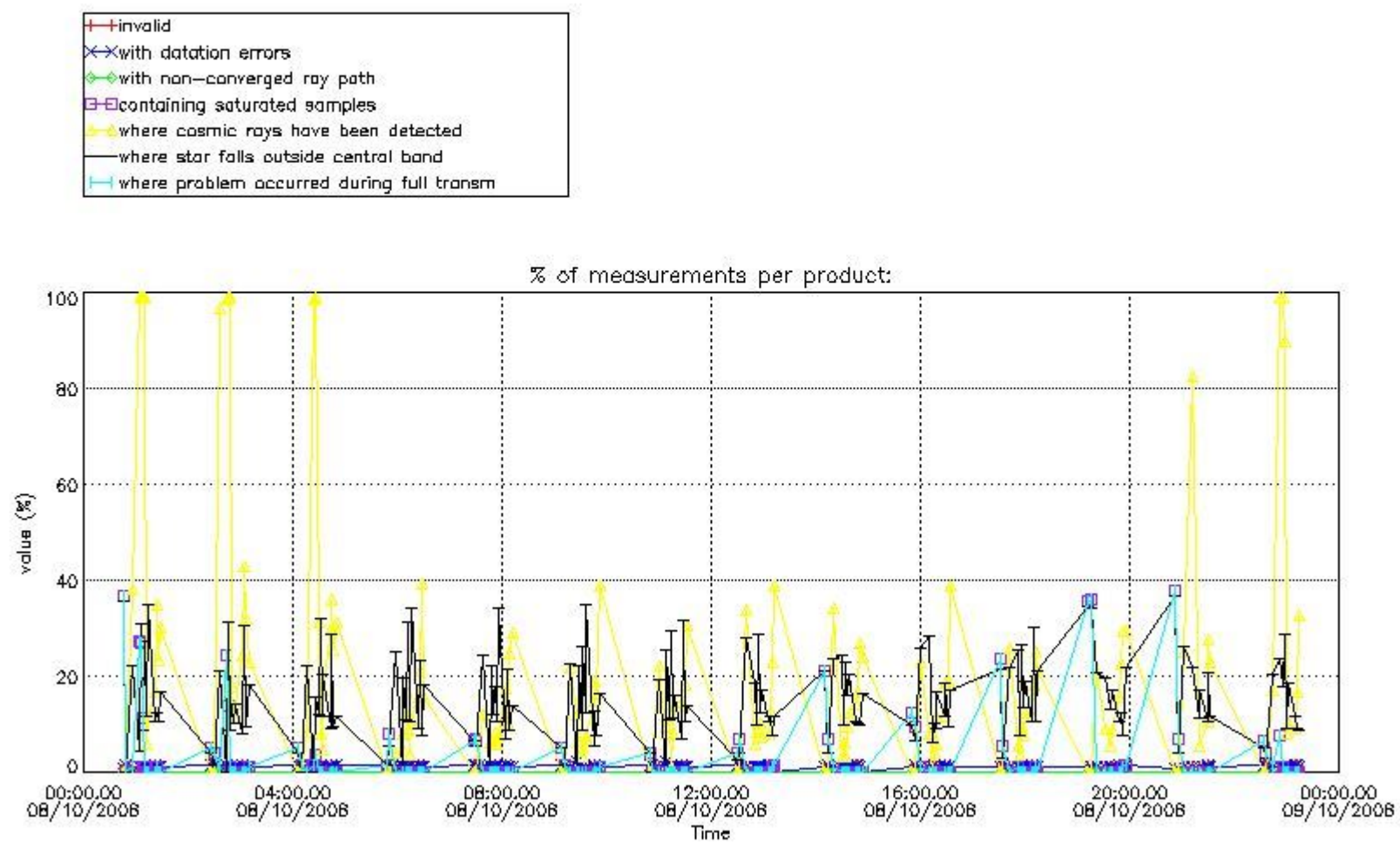


4. Level 1 quality information per product

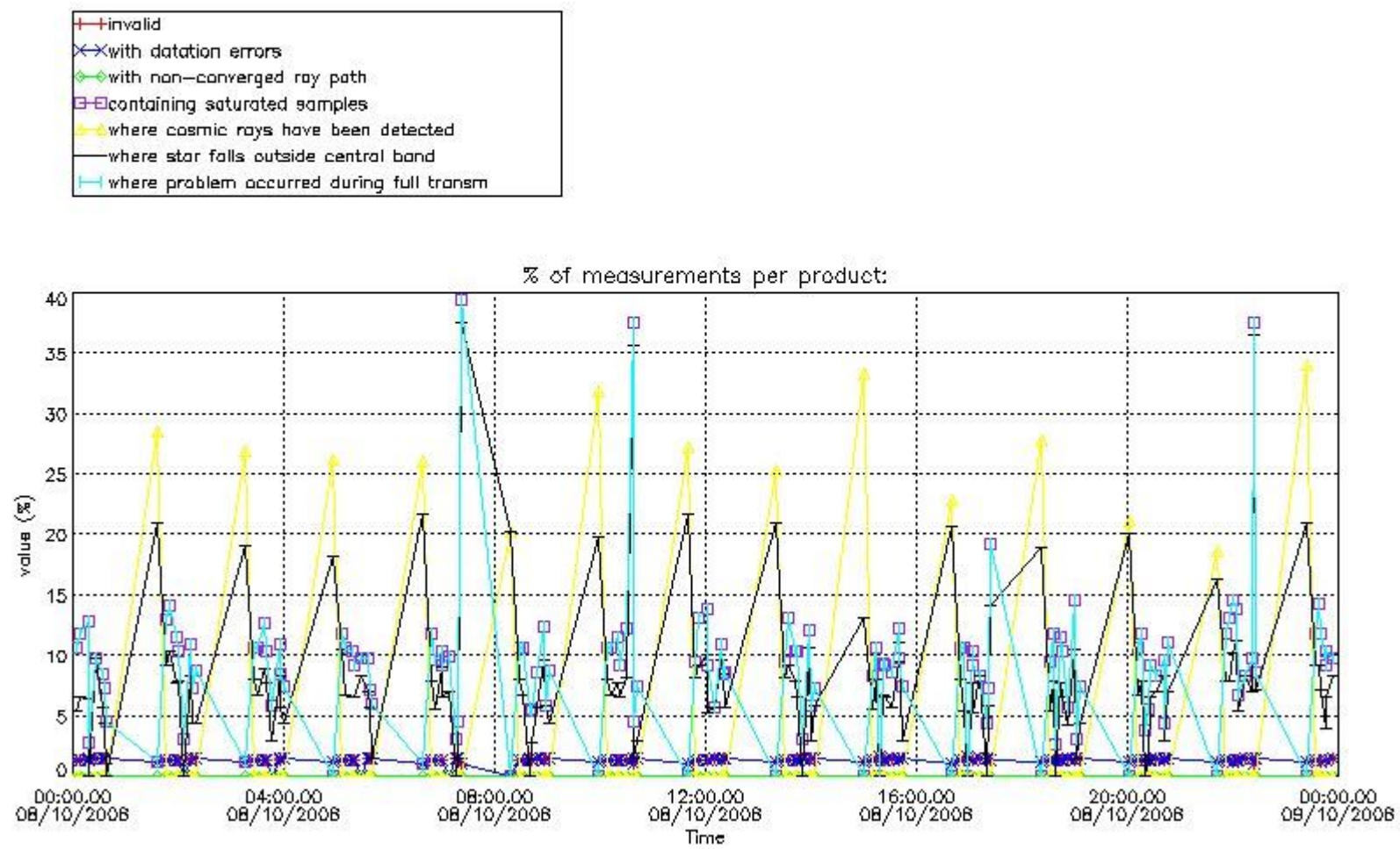
In this section it is plotted some information contained in the Quality Summary data set of the level 2 products that comes from the level 1b processing. Products without errors (error flag in the MPH set to "0") are used.

4.1 Plot quality information per product (time dependant) coming from level 1b processing

4.1.1 Plot level 1 quality information per product (time dependant): ENVISAT ASCENDING passes



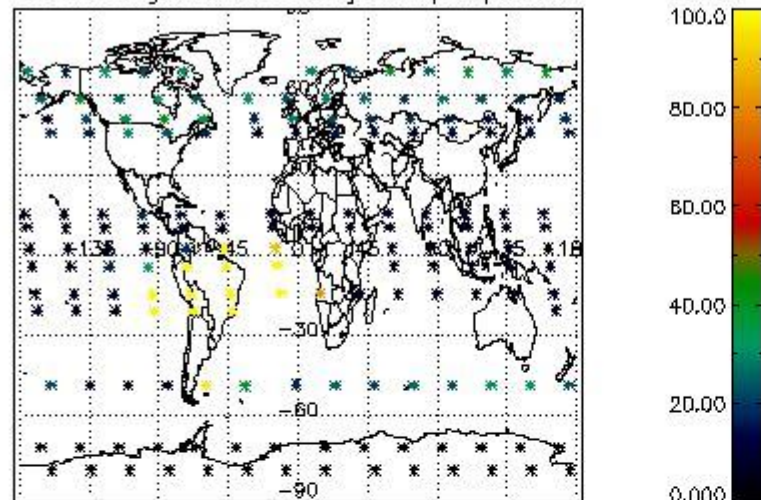
4.1.2 Plot level 1 quality information per product (time dependant): ENVI SAT DESCENDING passes



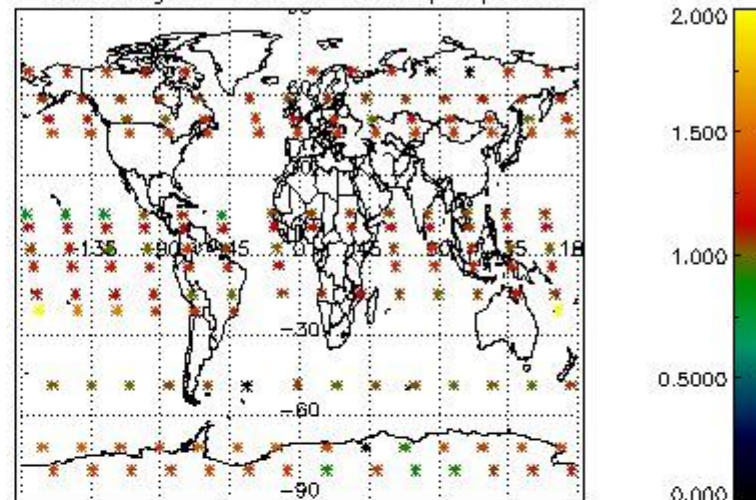
4.2 Plot quality information per product coming from level 1b processing (world map)

4.2.1 Plot level 1 quality information per product (world map): ENVISAT ASCENDING passes

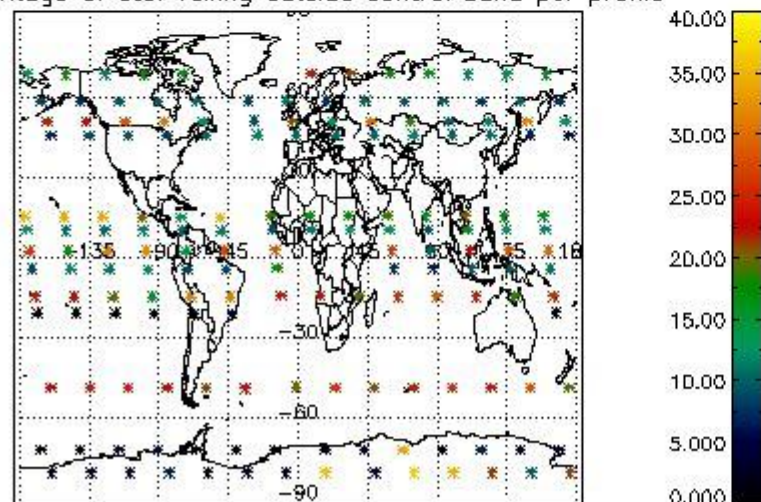
Percentage of cosmic ray hits per profile



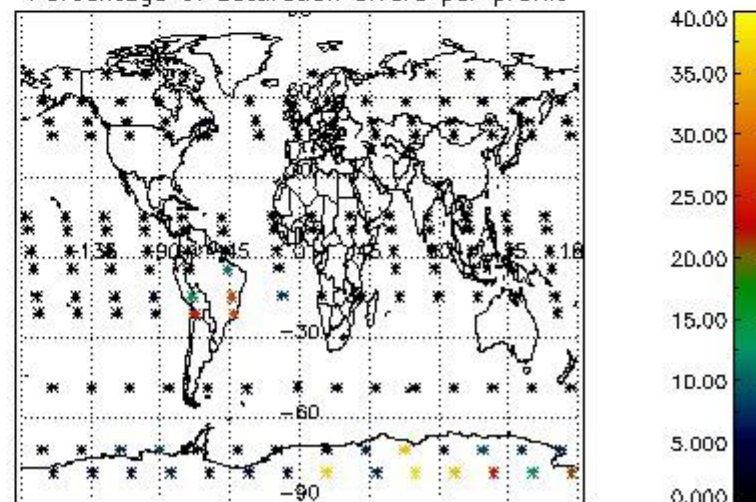
Percentage of datation errors per profile



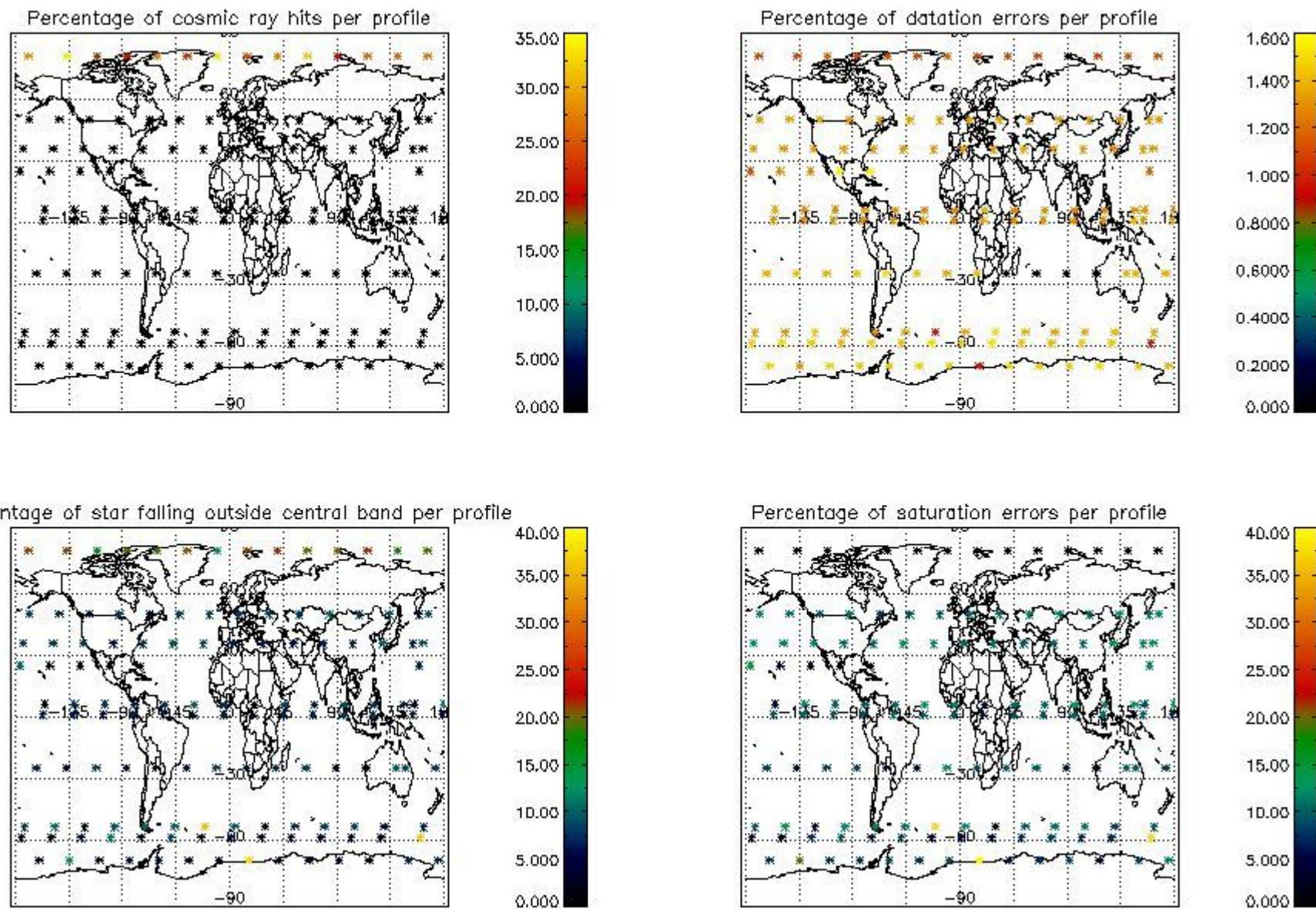
Percentage of star falling outside central band per profile



Percentage of saturation errors per profile



4.2.2 Plot level 1 quality information per product (world map): ENVISAT DESCENDING passes



5. Trace gas profiles

5.1 Ozone statistics based on quality of products

The final quality of the products can be "measured" using the STD (Standard Deviation) attached to every point profile. This information is written to the parameter GOM_NL__2P/NL_LOCAL_SPECIES_DENSITY/o3_std of the level 2 products. The table below shows the statistics for given STD ranges.

The statistics are given with respect to the overall valid production:

- Products without fatal errors: GOM_NL__2P/MPH/PRODUCT_ERR=0
- Valid point profile: GOM_NL__2P/NL_LOCAL_SPECIES_DENSITY/pcd(0)=0

The 'Criteria' is applied to valid points of dark limb products:

- Products in dark limb illumination condition: GOM_NL__2P/NL_SUMMARY_QUALITY/obs_ill_cond=0
- Products without fatal errors: GOM_NL__2P/MPH/PRODUCT_ERR=0
- Valid point profile: GOM_NL__2P/NL_LOCAL_SPECIES_DENSITY/pcd(0)=0

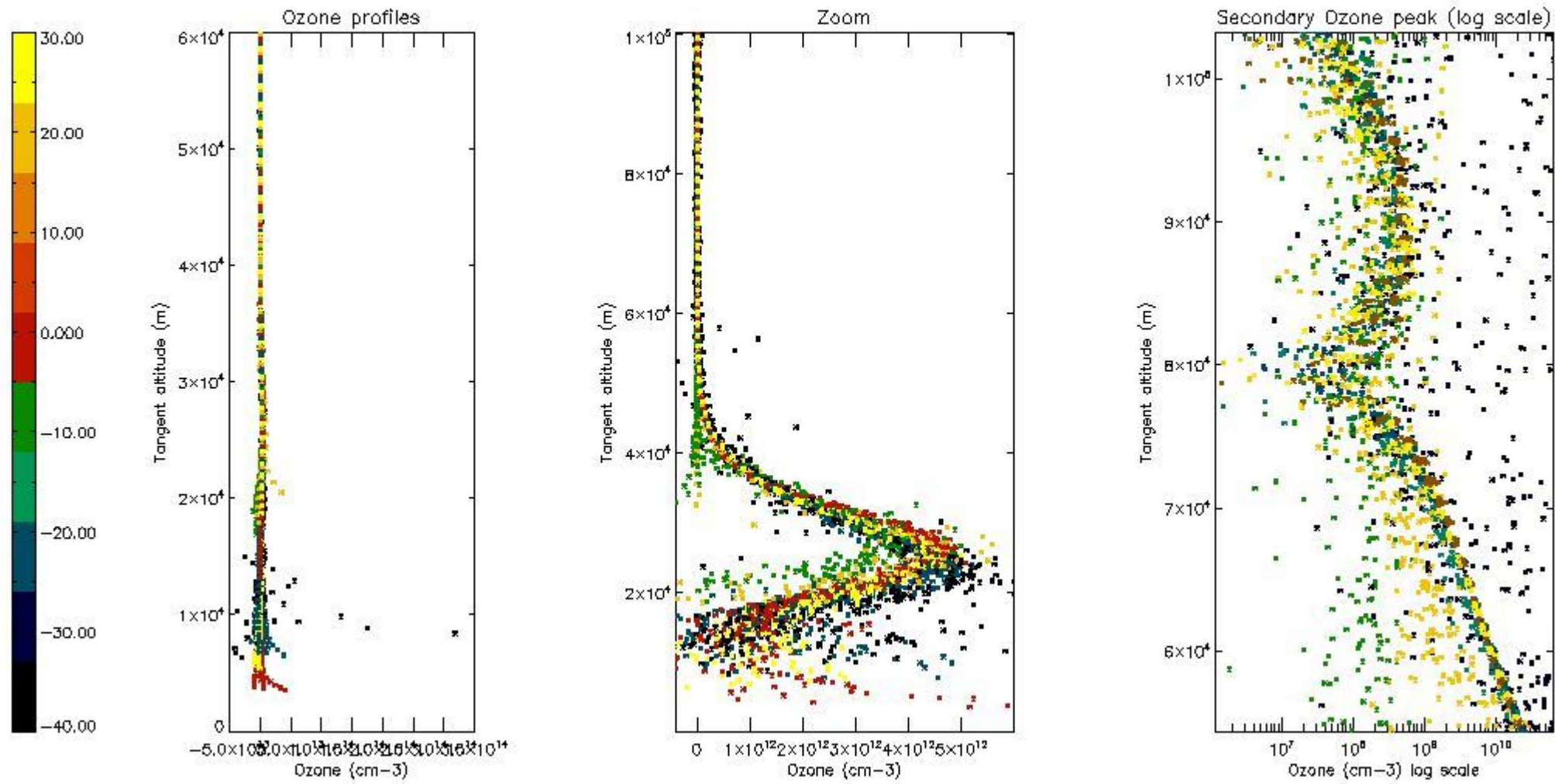
So, the table below shows the percentage of dark limb and valid observations for each criteria with respect to the overall valid daily observations.

Criteria	% of total production
All STD	36
STD < 20	17

STD < 10	13
STD < 5	8

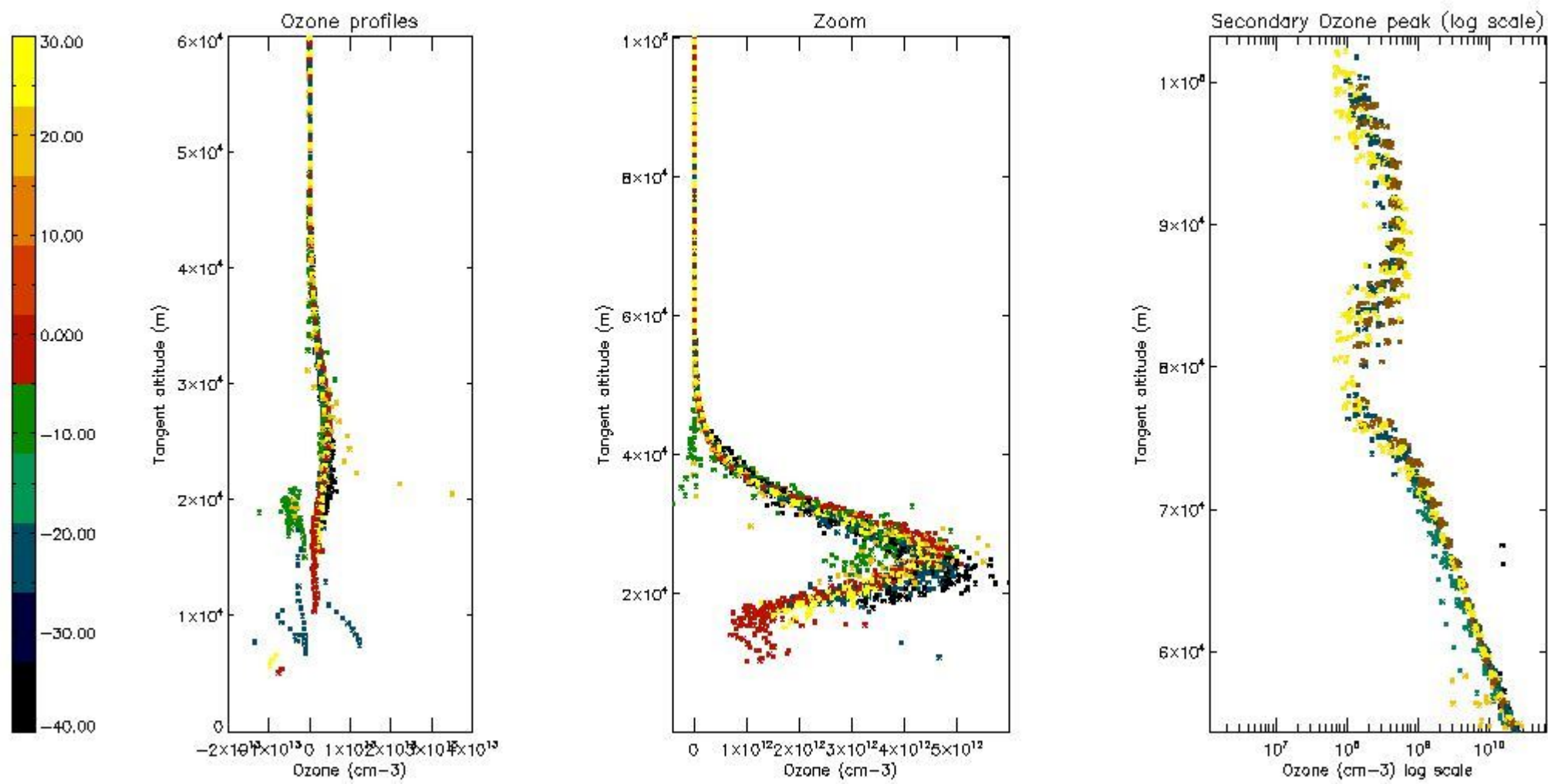
5.2 Plot ozone profiles for all STD (dark without errors)

The colorbar represents the latitude.



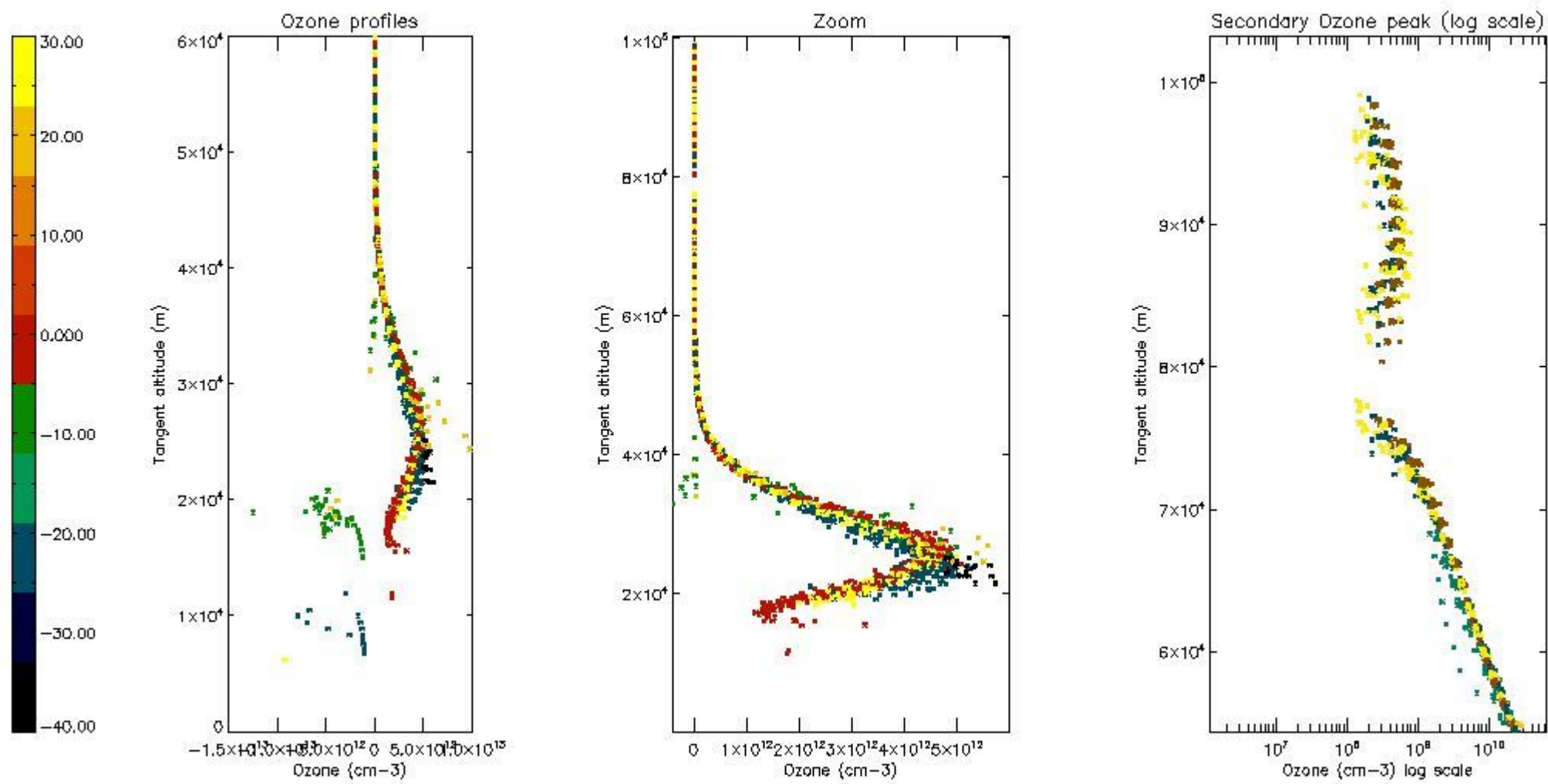
5.3 Plot ozone profiles where STD < 20% (dark without errors)

The colorbar represents the latitude.



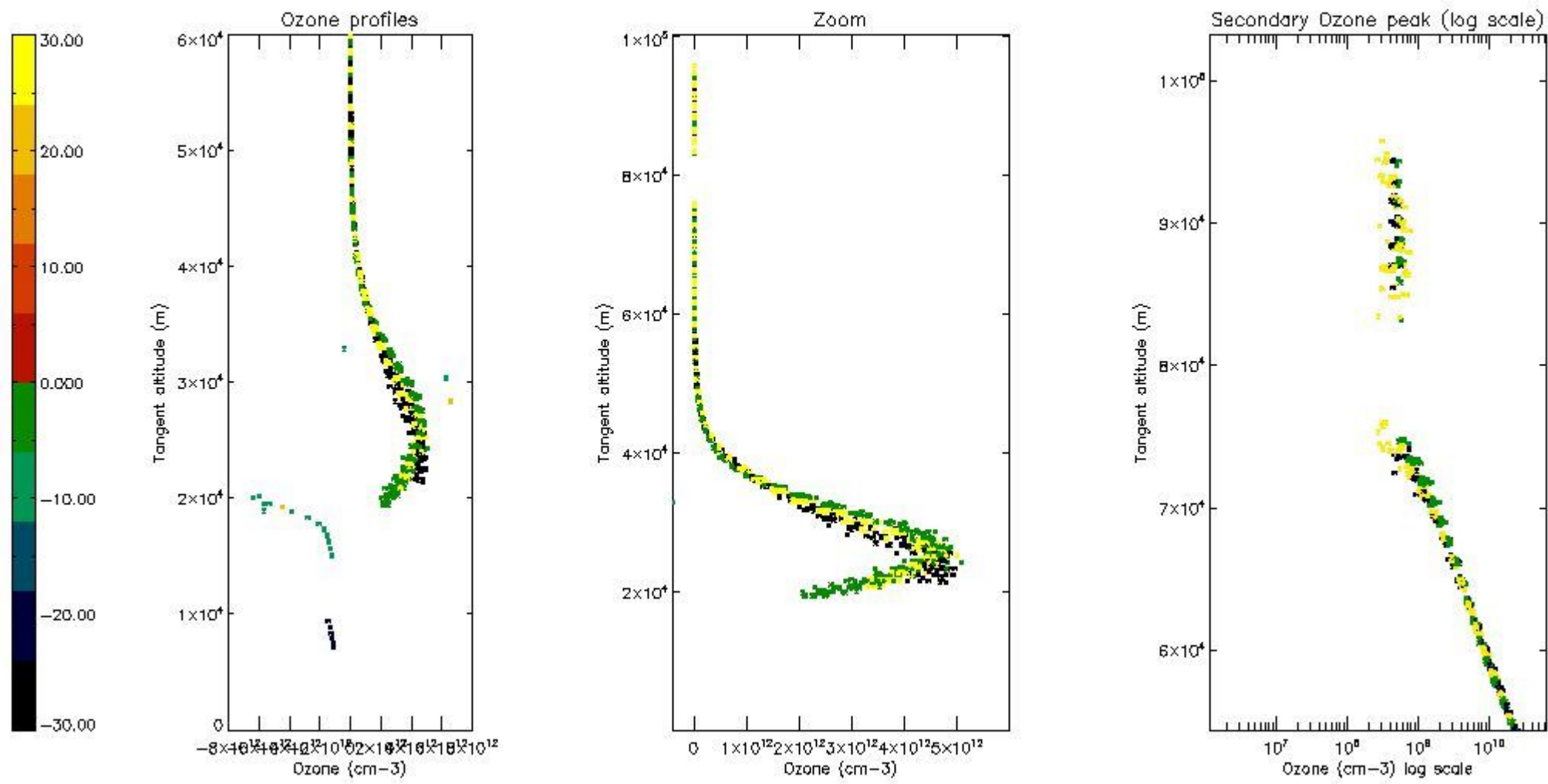
5.4 Plot ozone profiles where STD < 10% (dark without errors)

The colorbar represents the latitude.



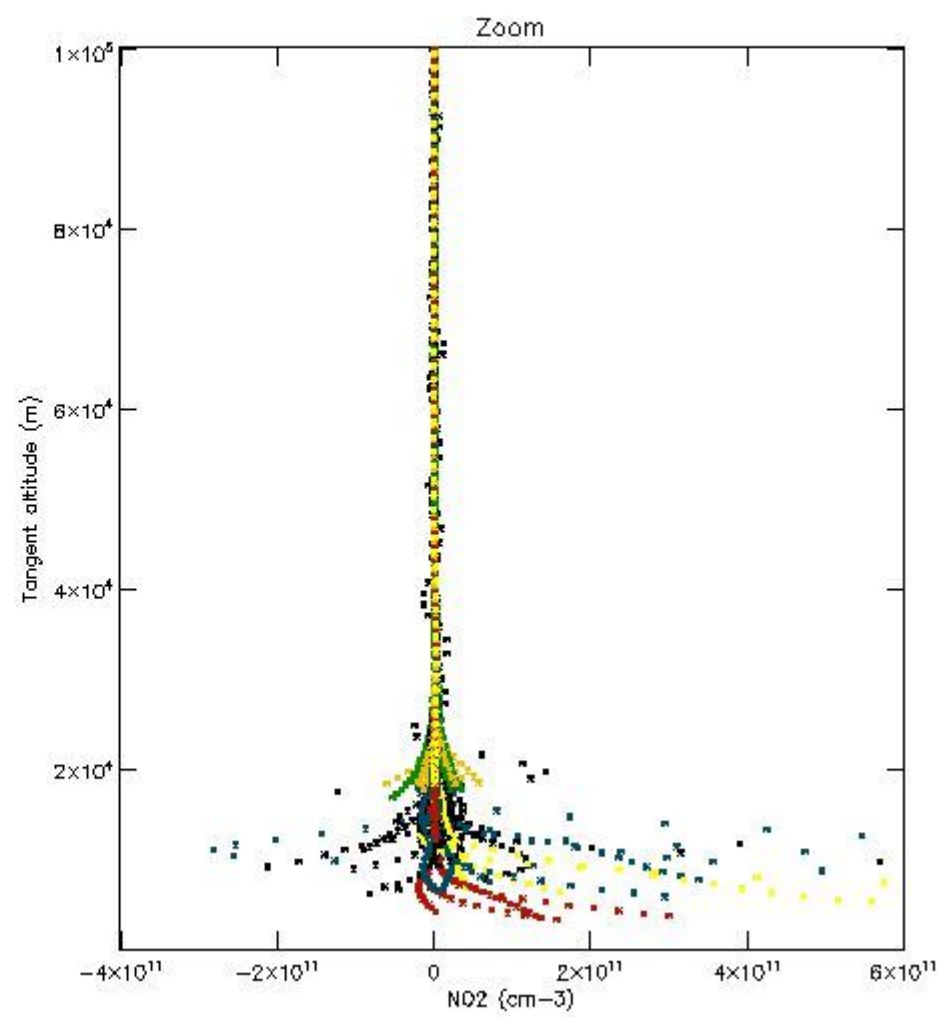
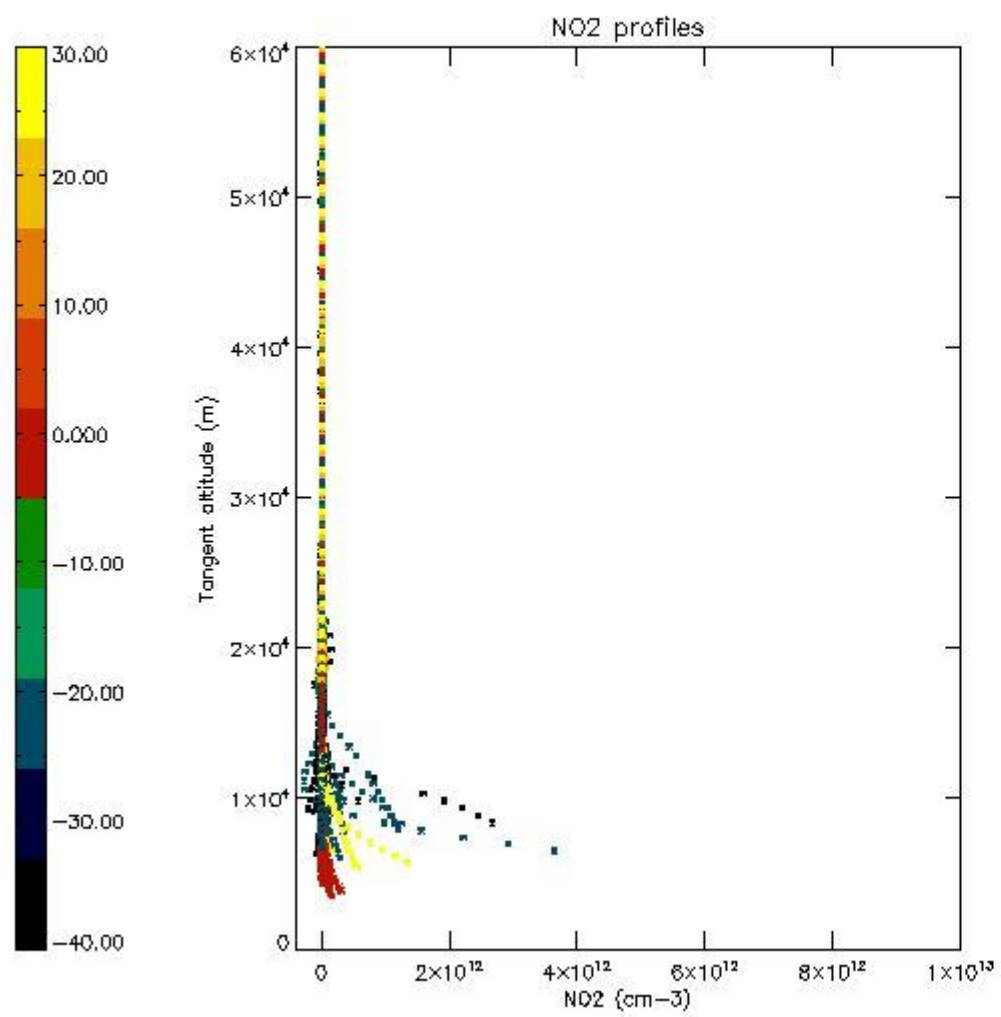
5.5 Plot ozone profiles where STD < 5% (dark without errors)

The colorbar represents the latitude.



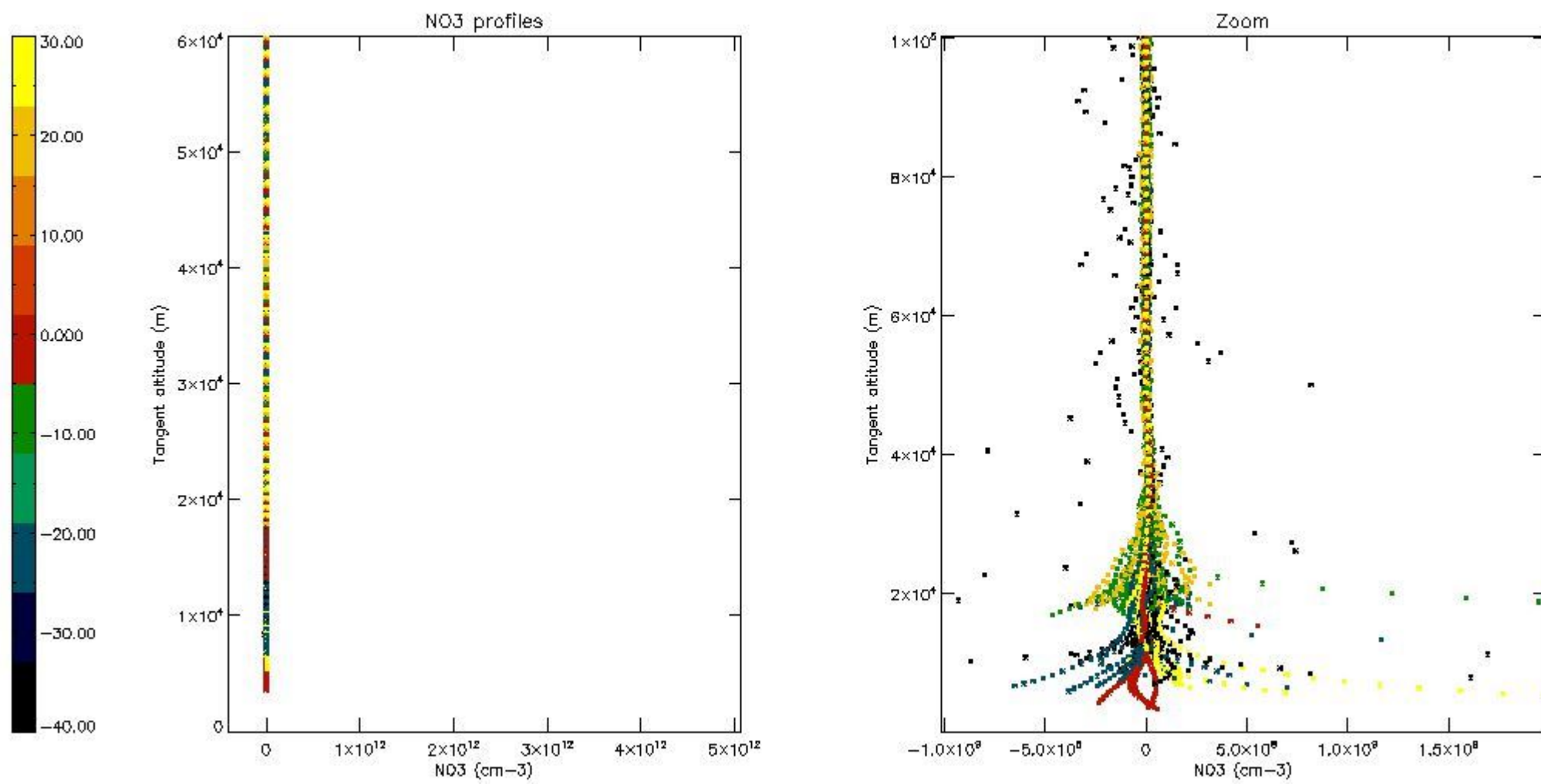
5.6 Plot NO₂ profiles for all STD (dark without errors)

The colorbar represents the latitude.



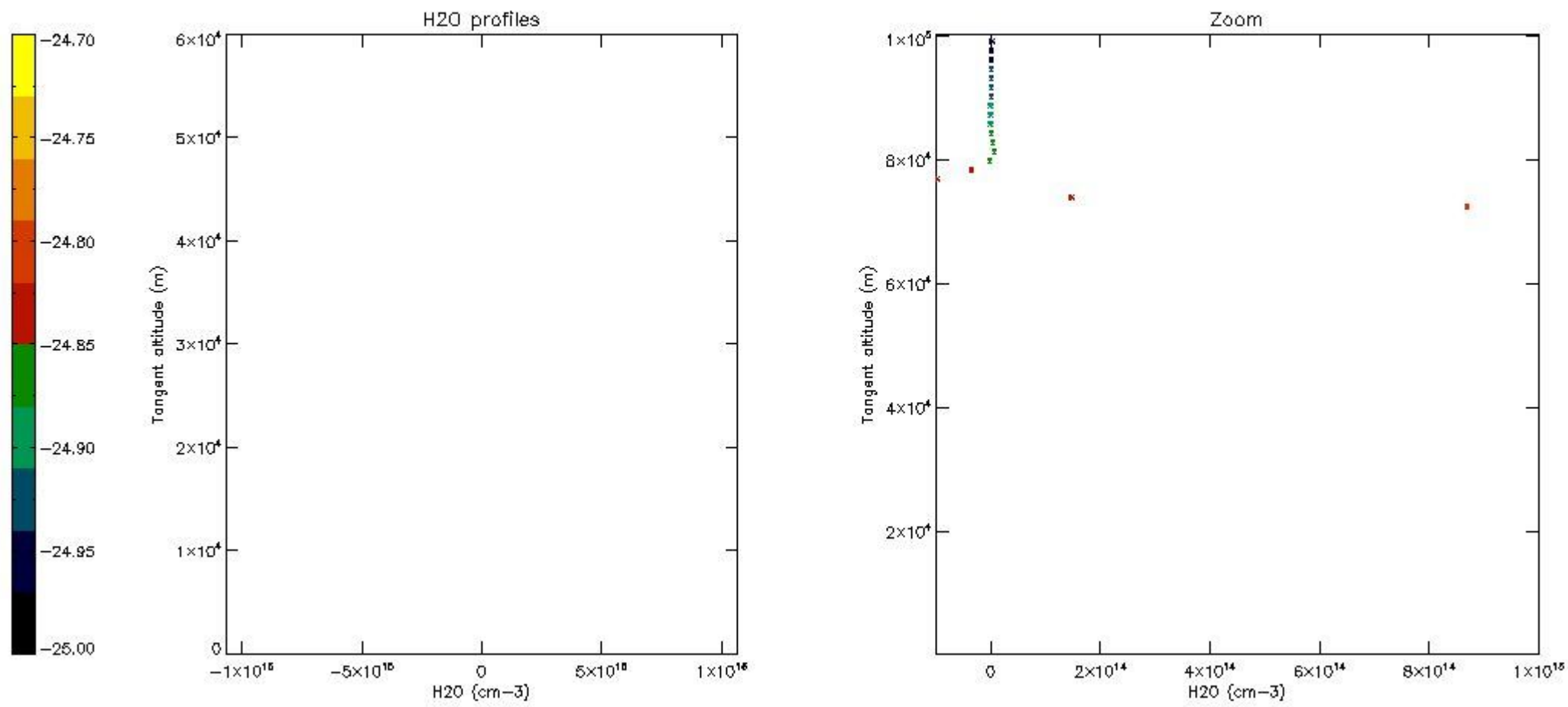
5.7 Plot NO3 profiles for all STD (dark without errors)

The colorbar represents the latitude.



5.8 Plot H₂O profiles for all STD (only for occultations of stars 1,2,3,4,13,14,16,26,63 dark without errors)

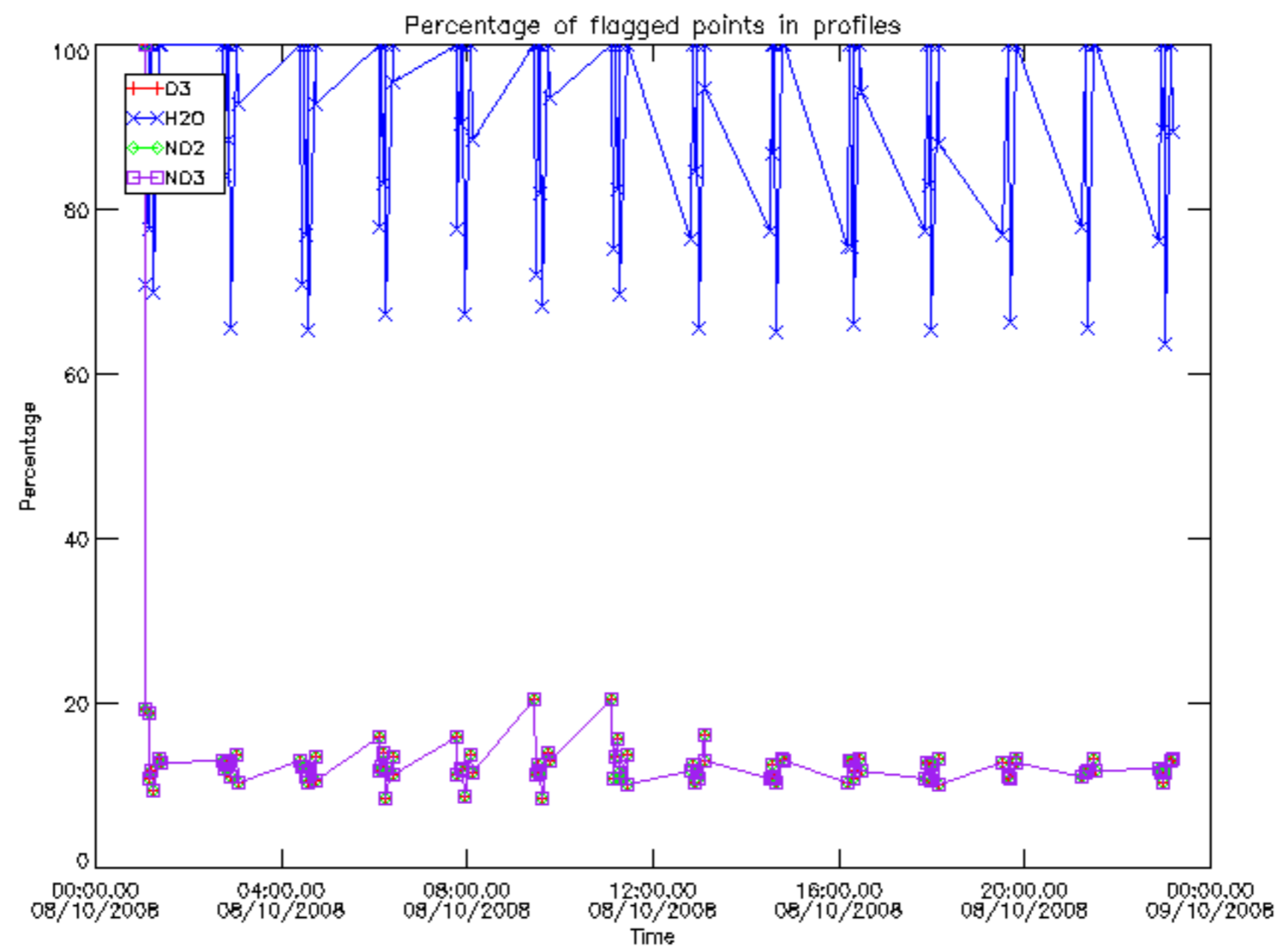
The colorbar represents the latitude.



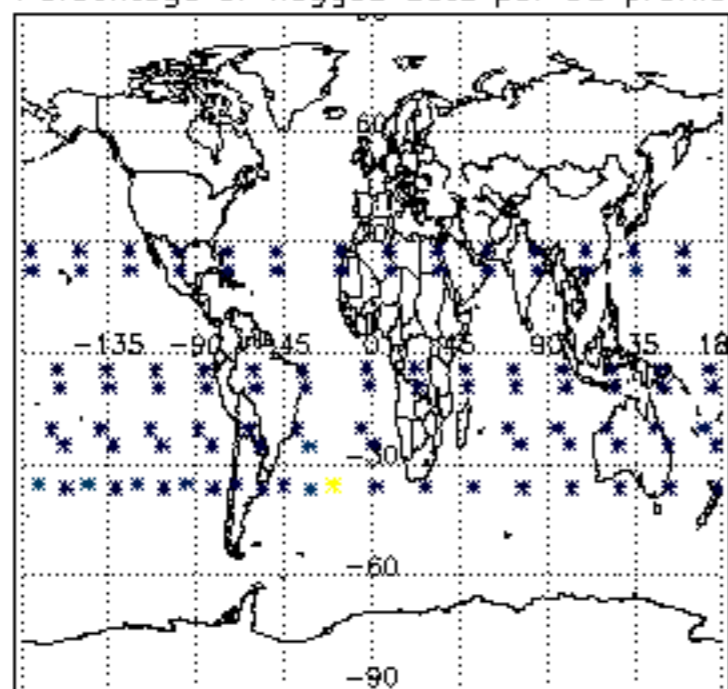
6. Auxiliary Data Files used for the production reported in section 2

The number reported in the third column indicates since which file (see list in section 2) the corresponding auxiliary file has been used. The fourth column is the date of those product files.

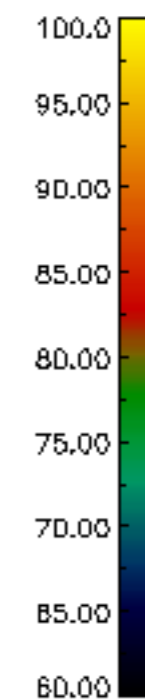
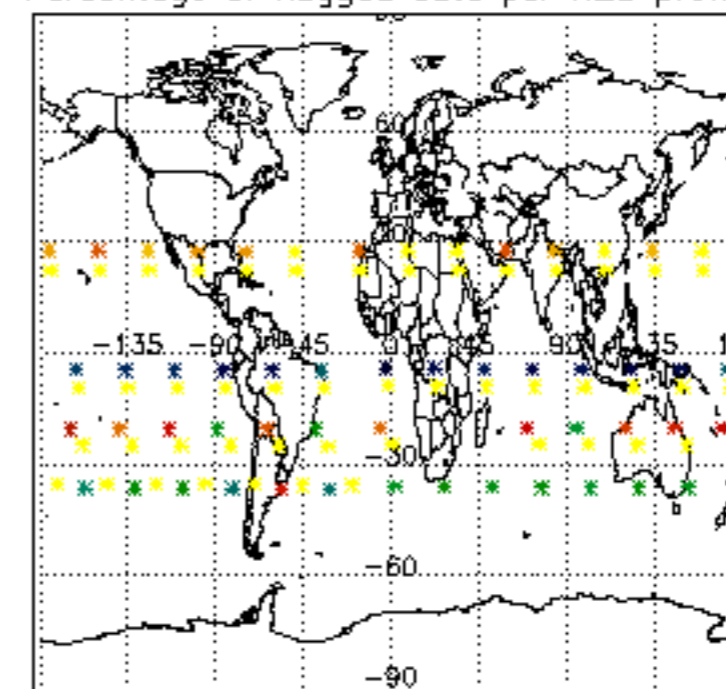
Type	Auxiliary Filename	Used since product	Used since product date
INST_PHYS_CHARACTERISTICS	GOM_INS_AXVIEC20091111_143220_20030716_120000_20500101_000000	1	08-OCT-2008 00:04:46
LEVEL-2_PROC_CONFIG	GOM_PR2_AXVIEC20091111_152718_20020301_000000_20500101_000000	1	08-OCT-2008 00:04:46
CROSS_SECTIONS_FILE	GOM_CRS_AXVIEC20091111_154832_20020301_000000_20500101_000000	1	08-OCT-2008 00:04:46



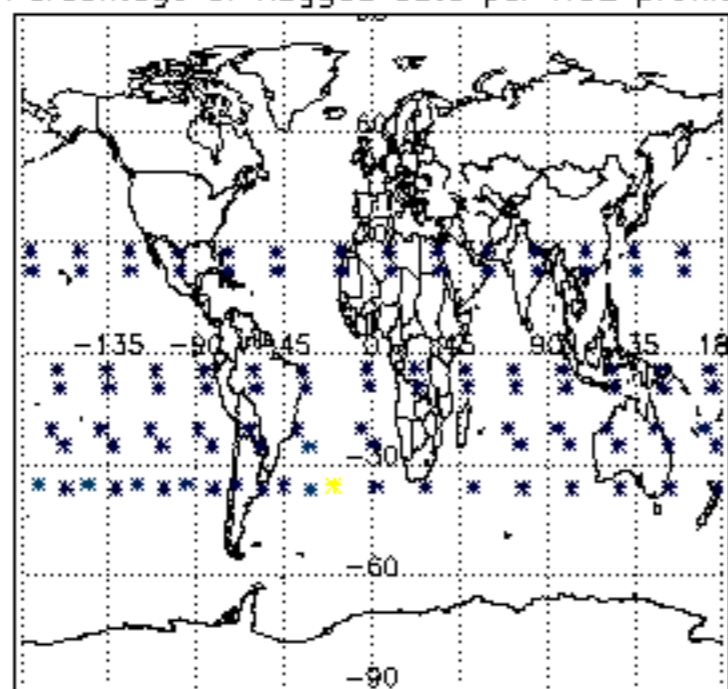
Percentage of flagged data per D3 profile



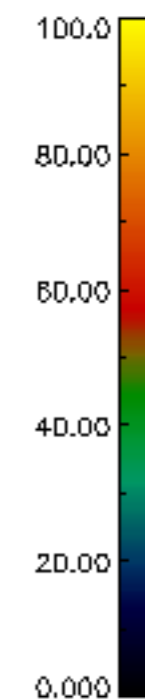
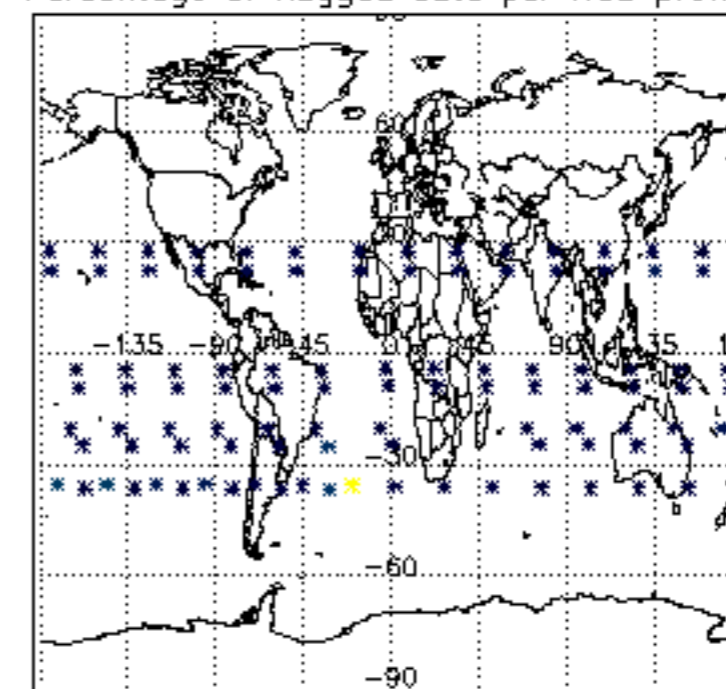
Percentage of flagged data per H2O profile

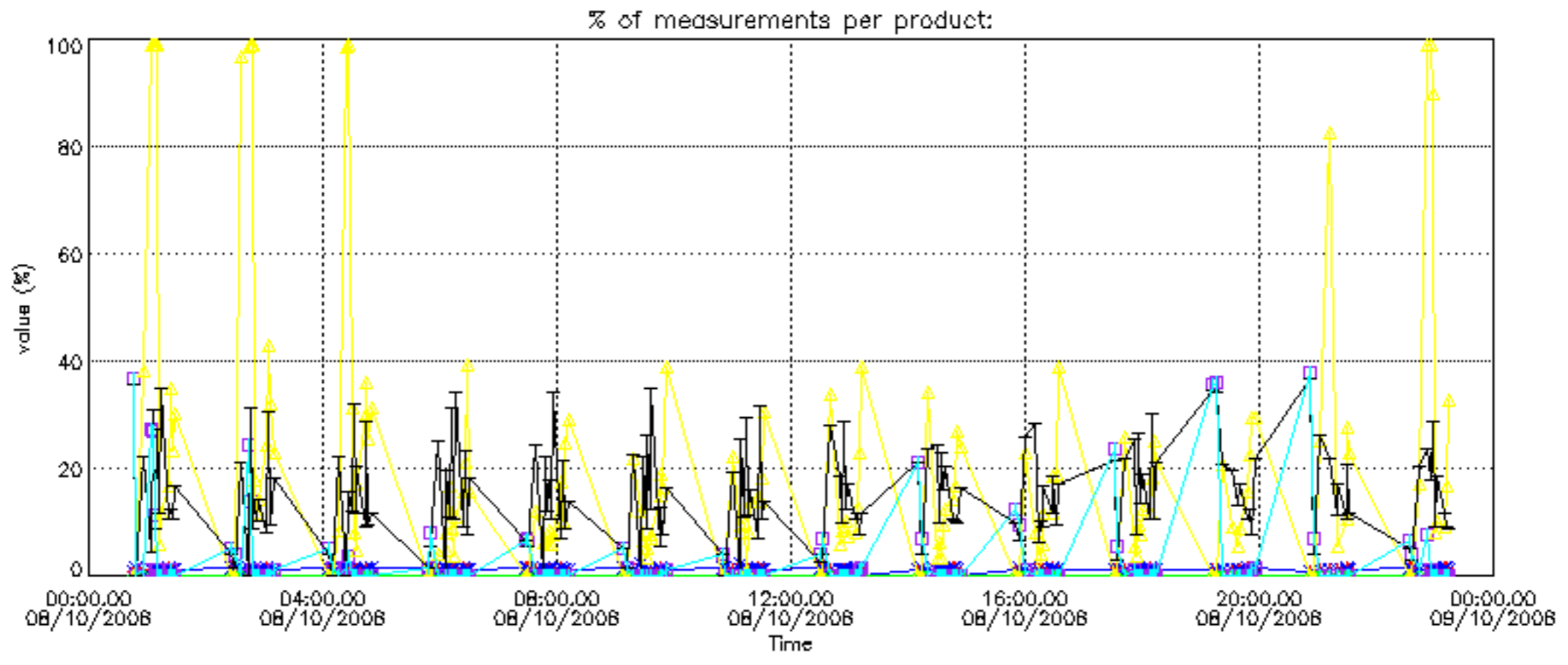


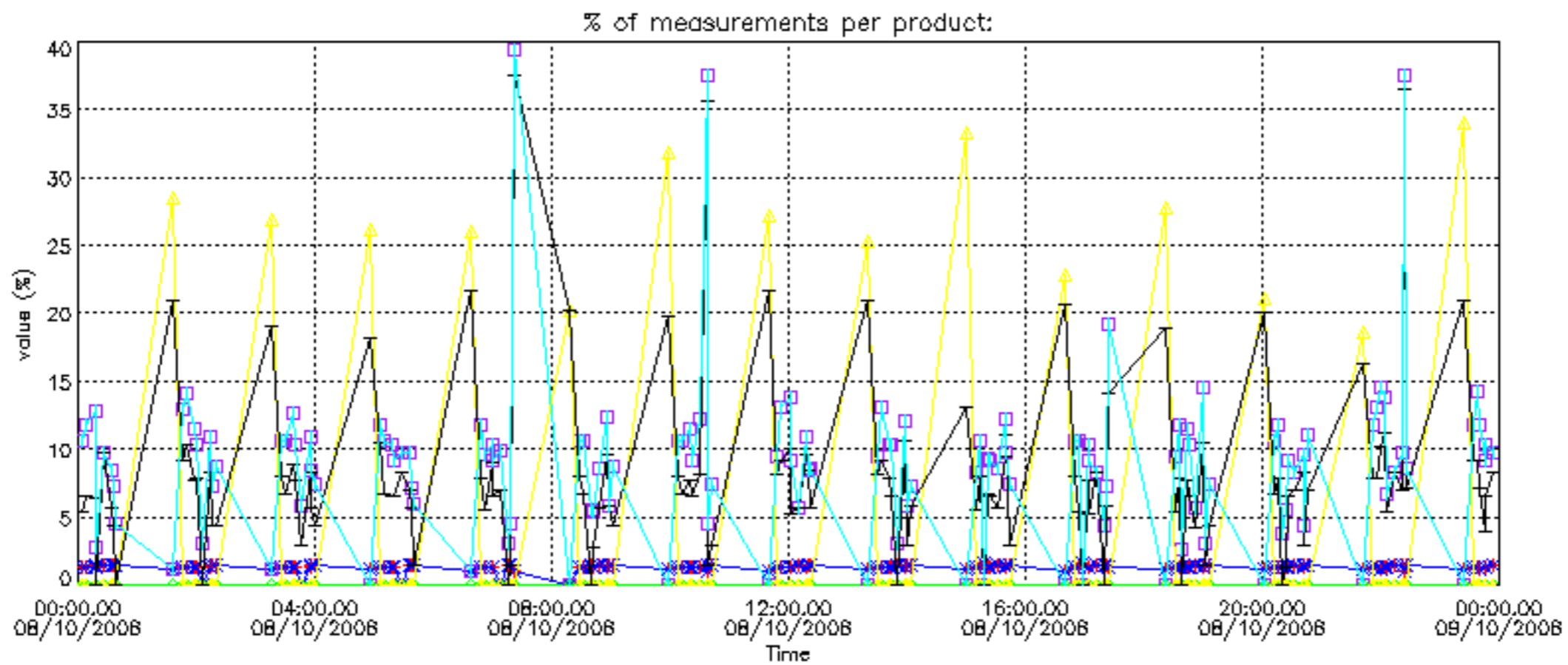
Percentage of flagged data per NO2 profile



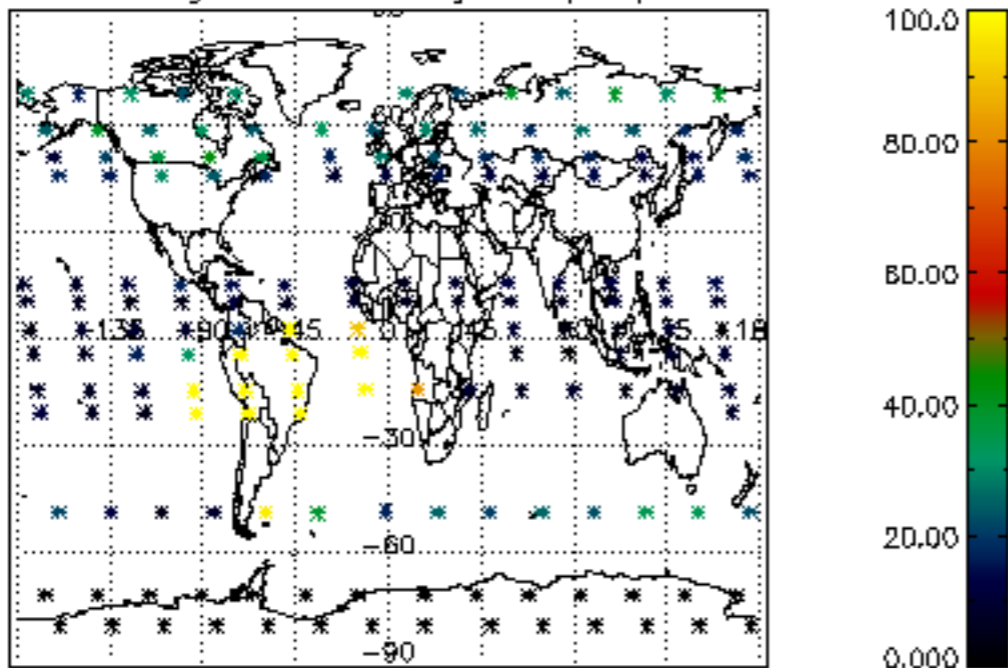
Percentage of flagged data per NO3 profile



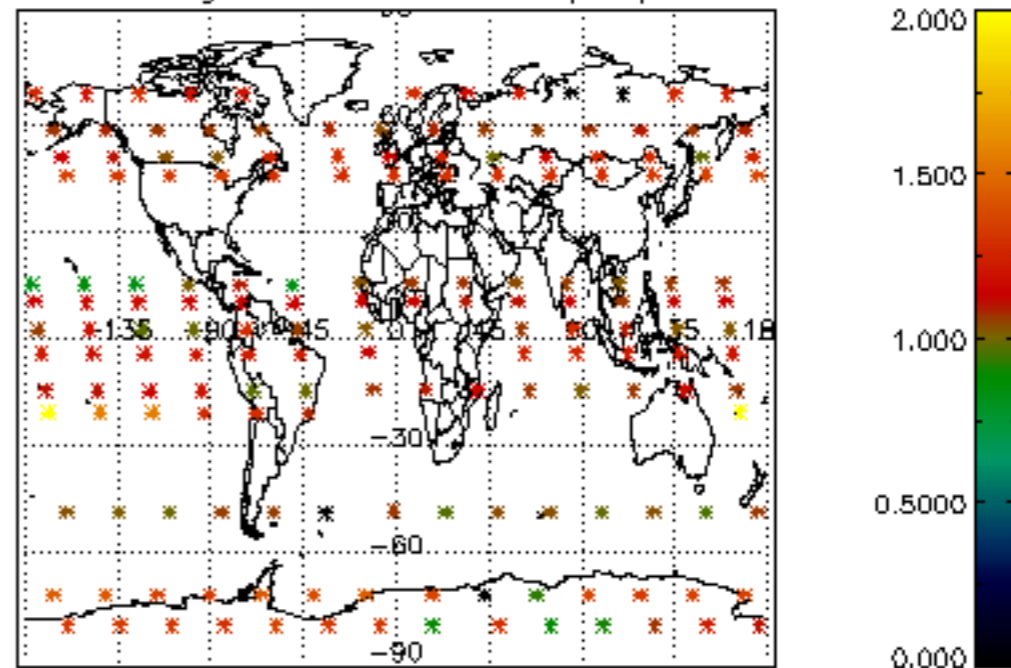




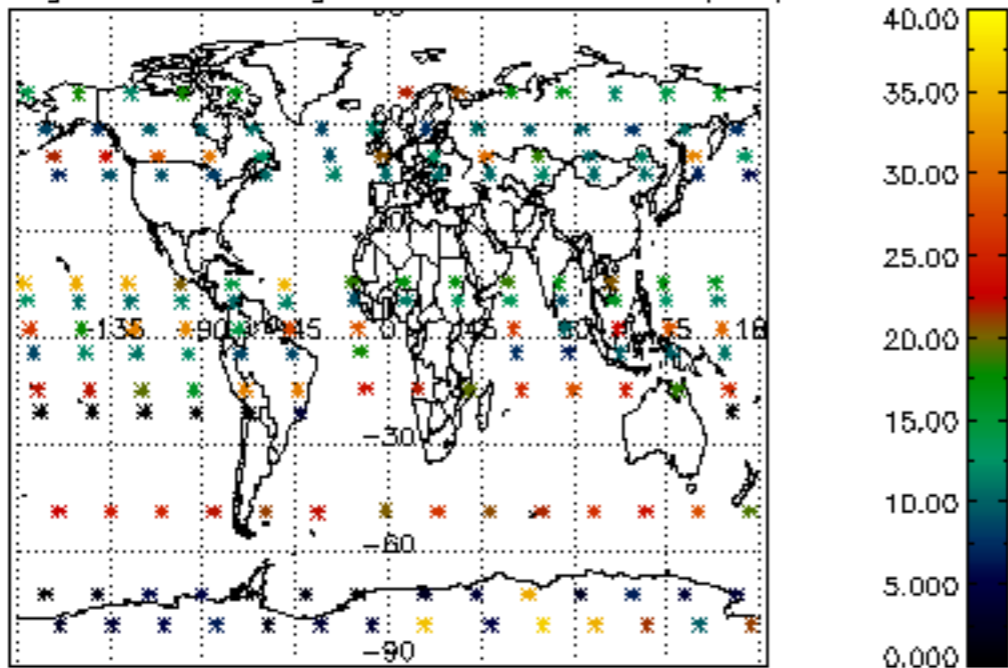
Percentage of cosmic ray hits per profile



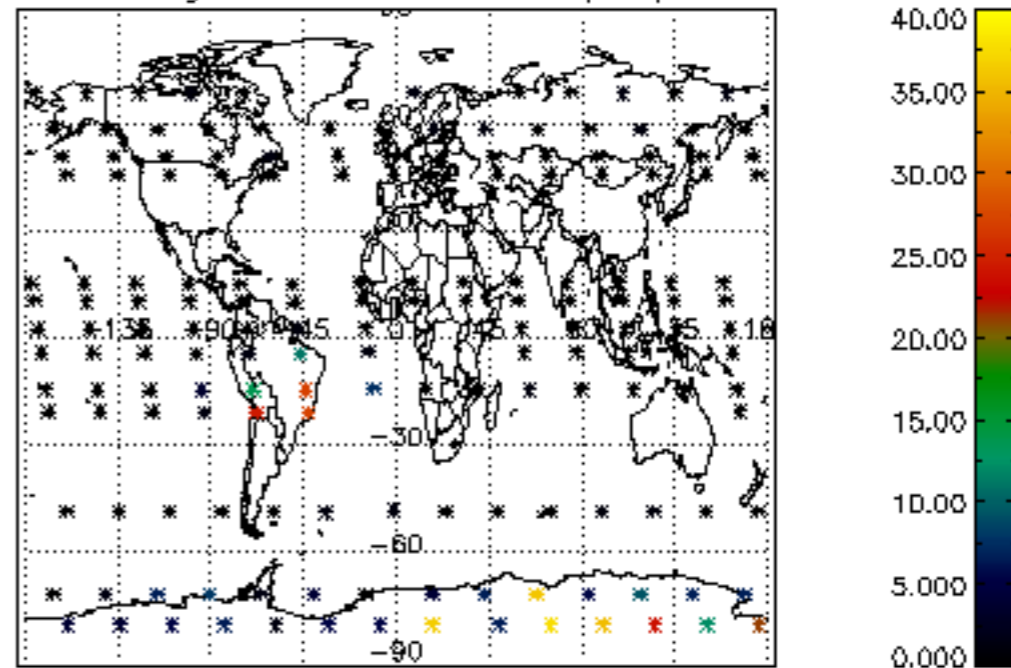
Percentage of datation errors per profile



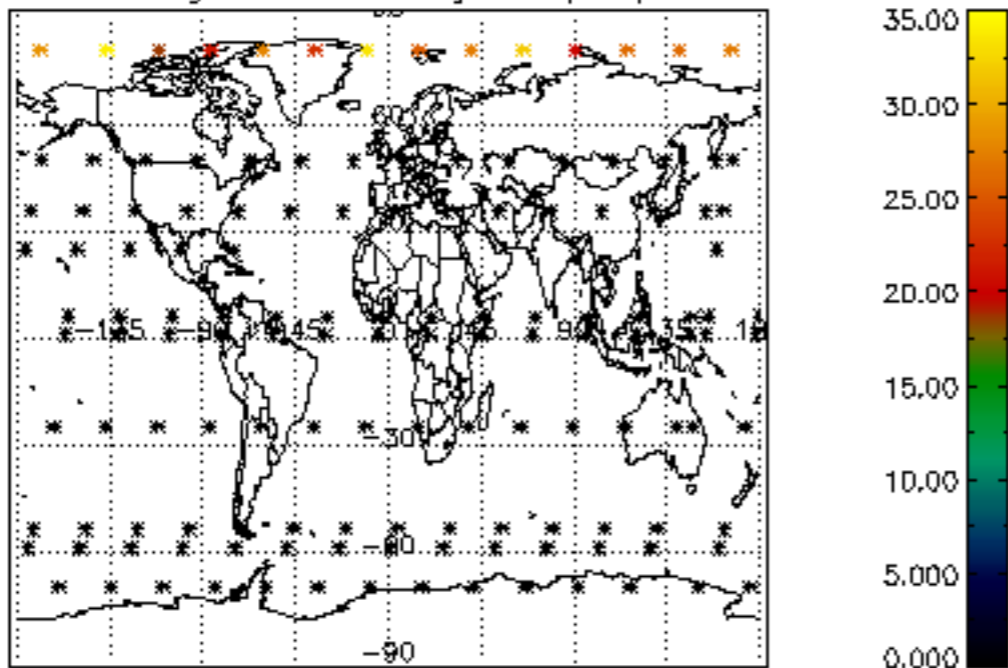
Percentage of star falling outside central band per profile



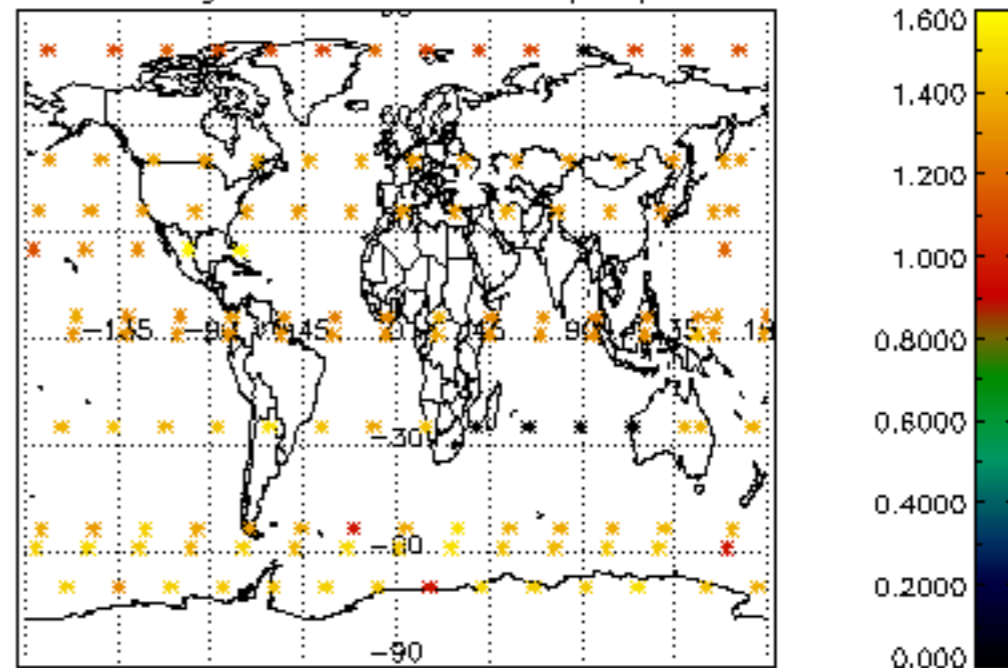
Percentage of saturation errors per profile



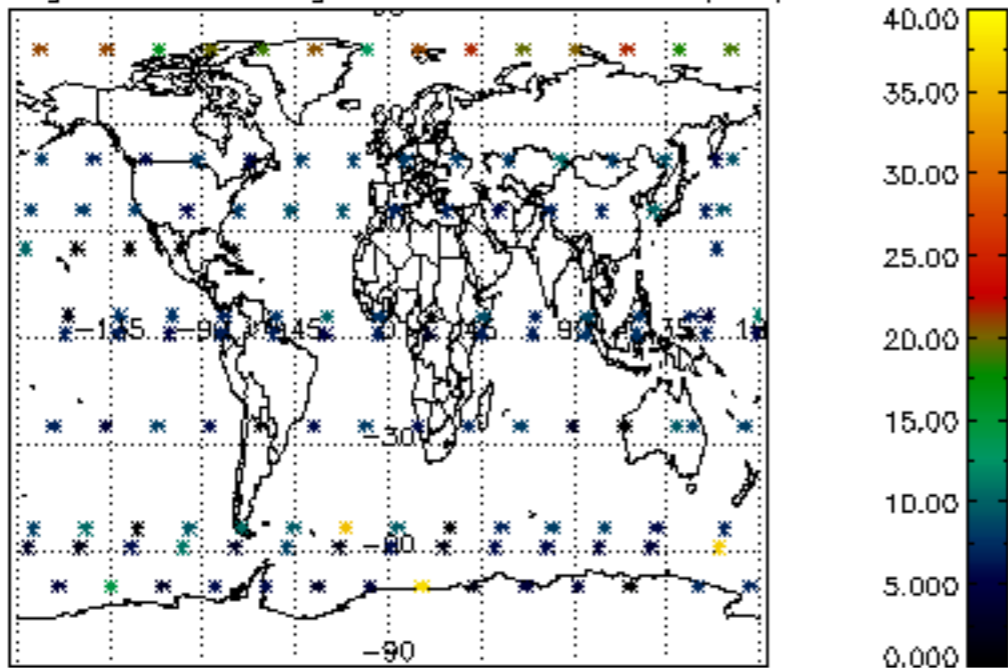
Percentage of cosmic ray hits per profile



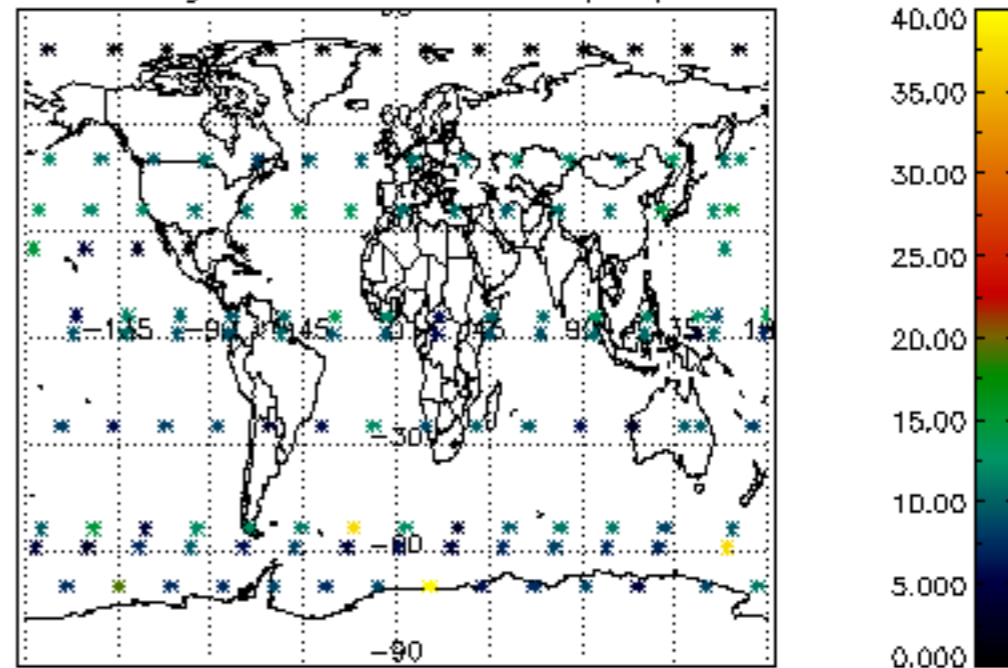
Percentage of datation errors per profile

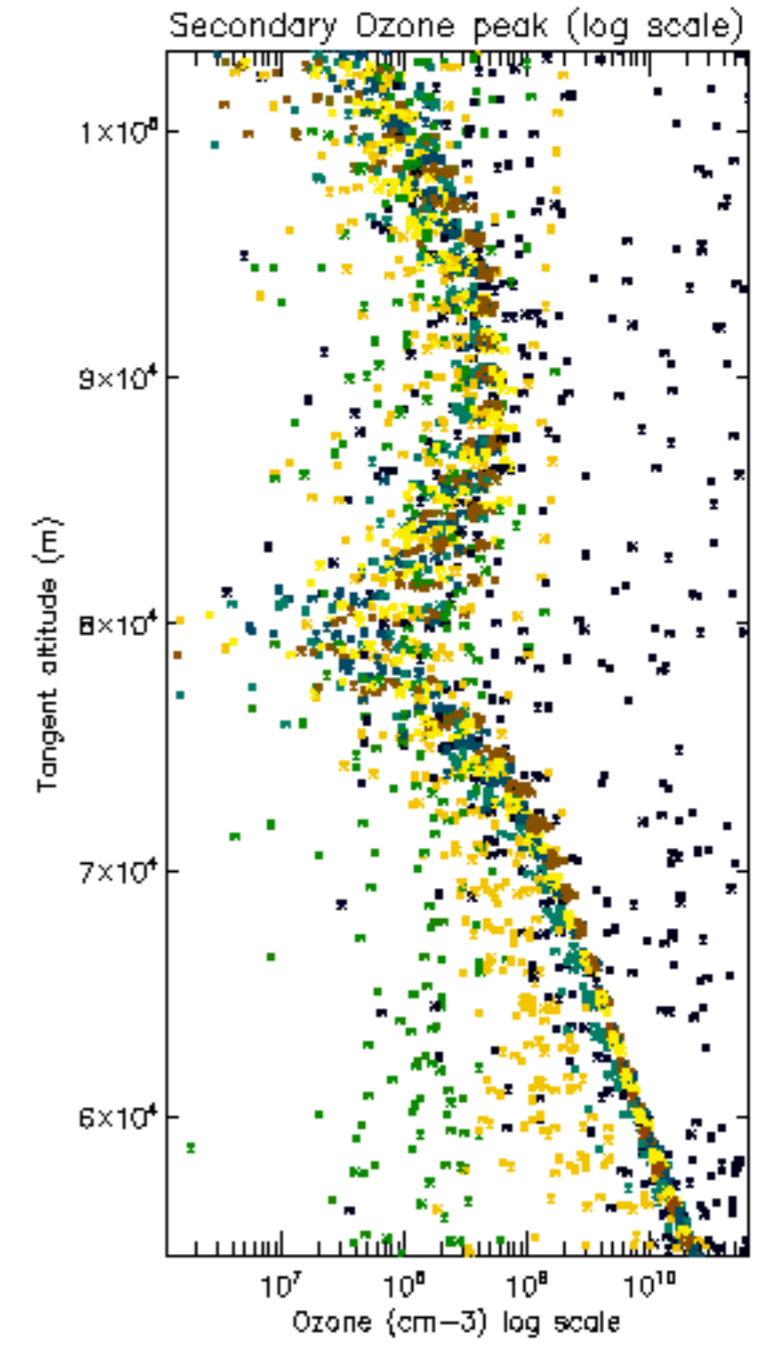
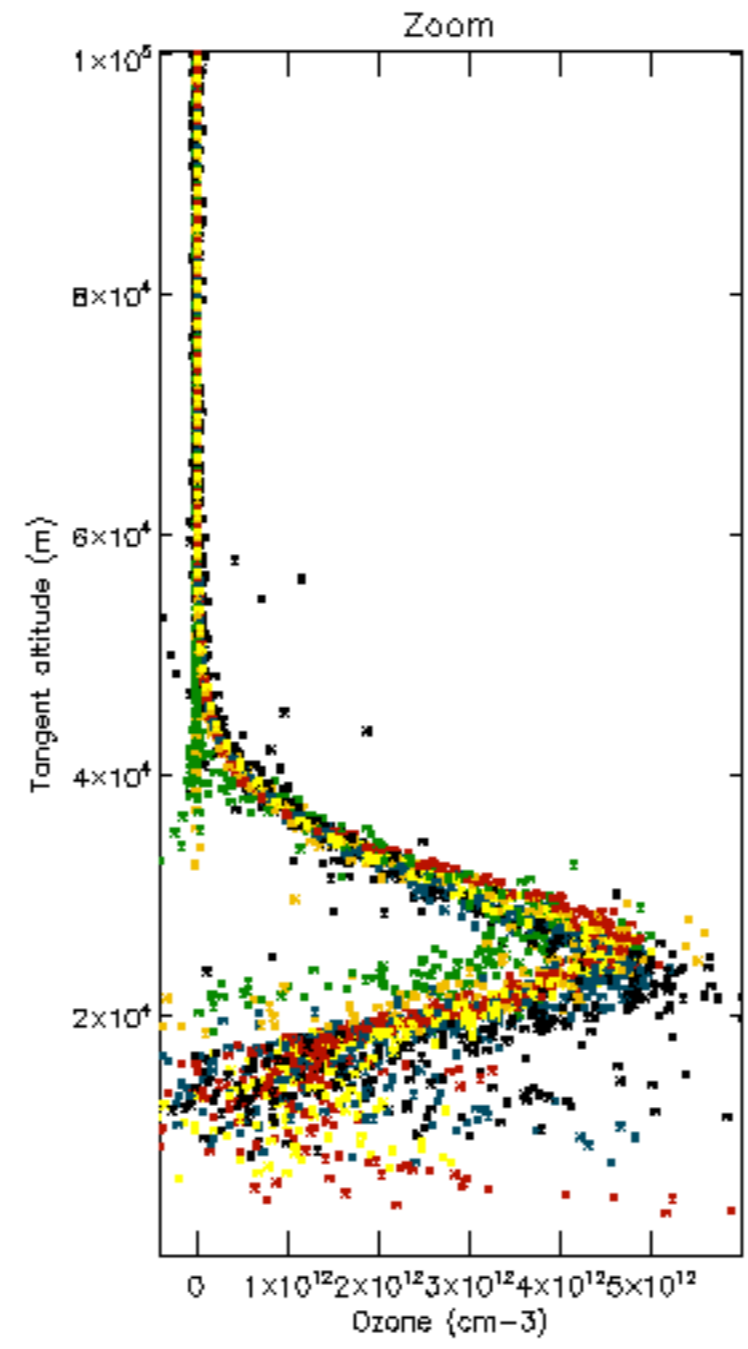
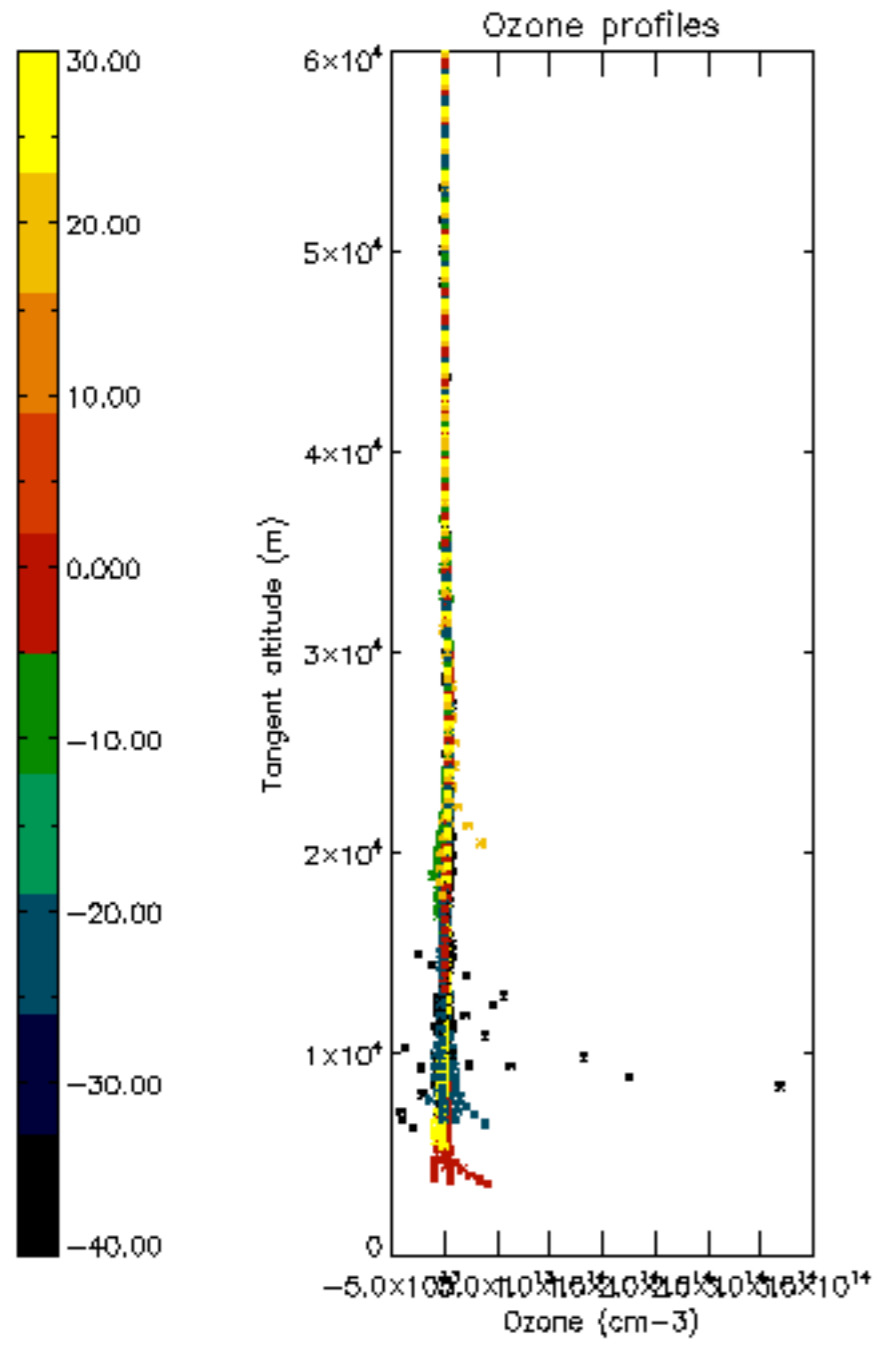


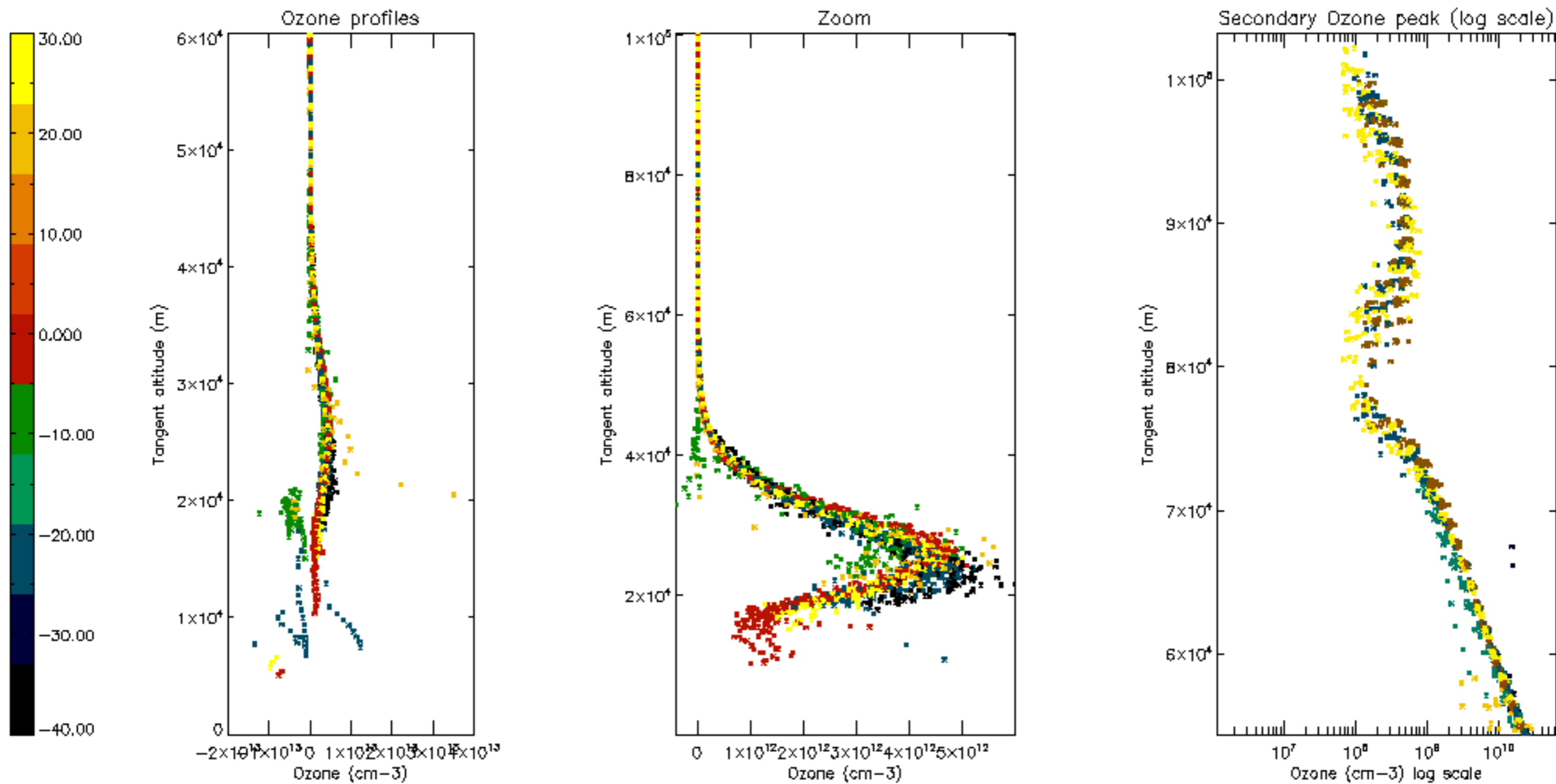
Percentage of star falling outside central band per profile

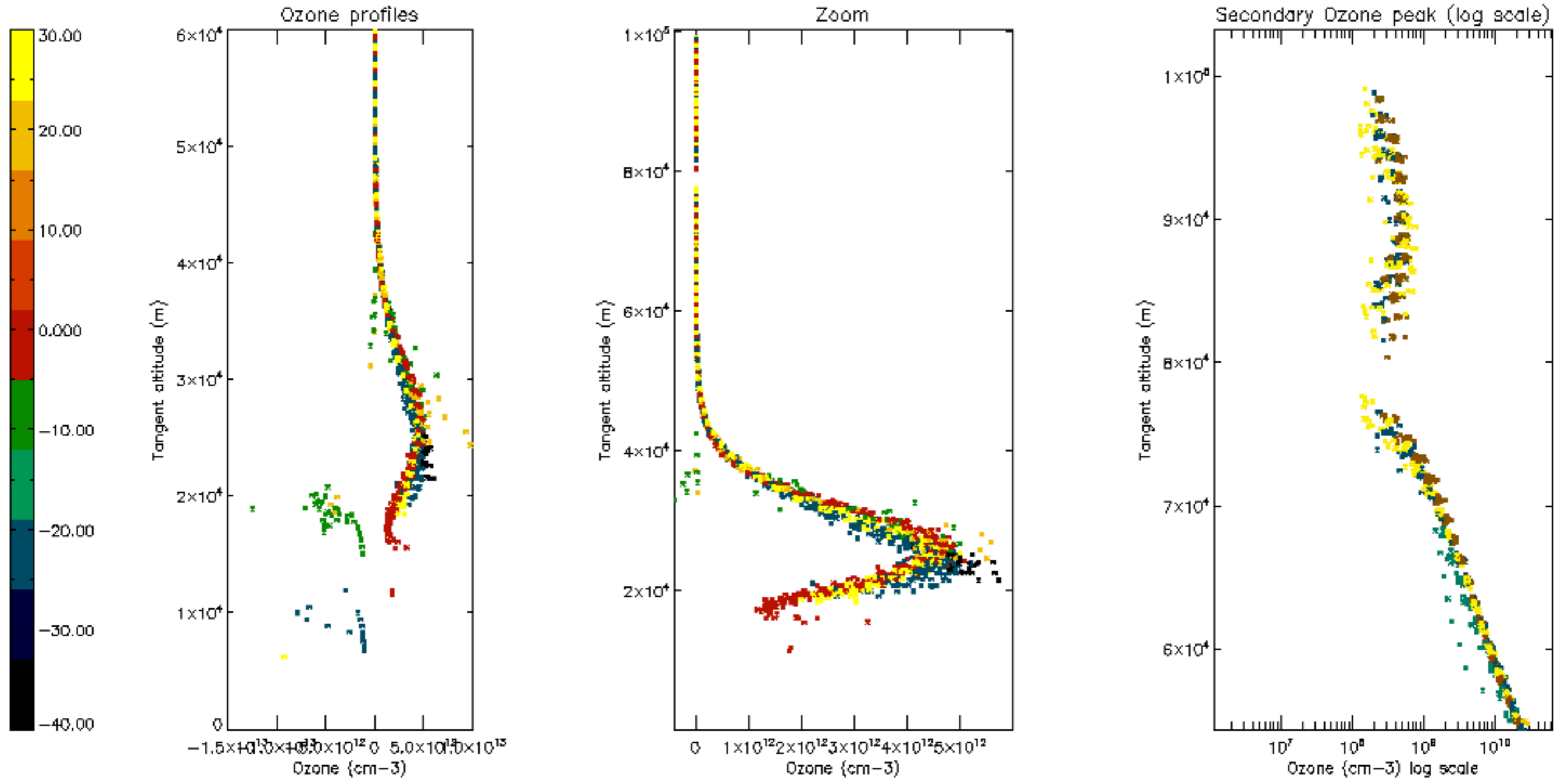


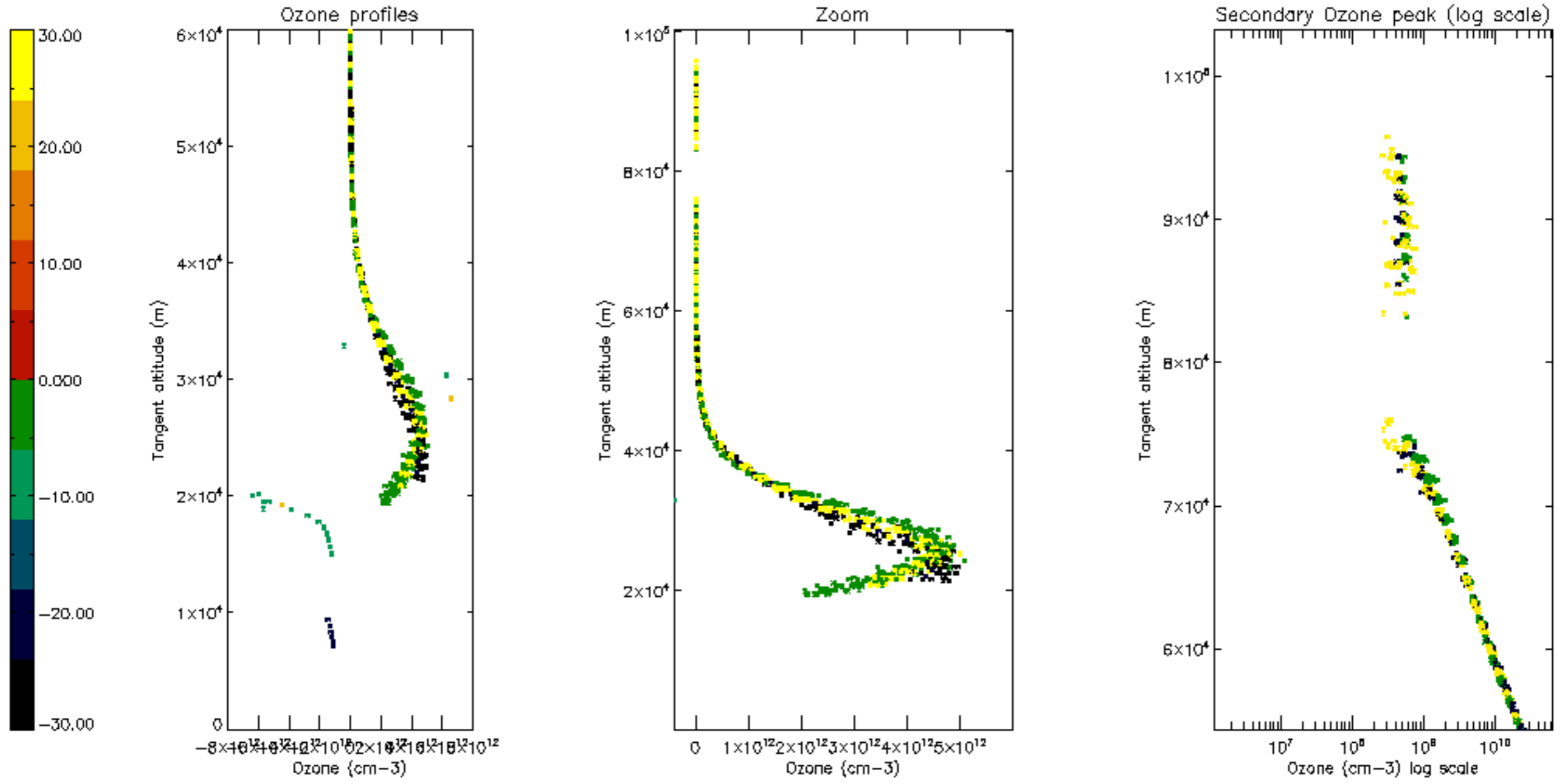
Percentage of saturation errors per profile

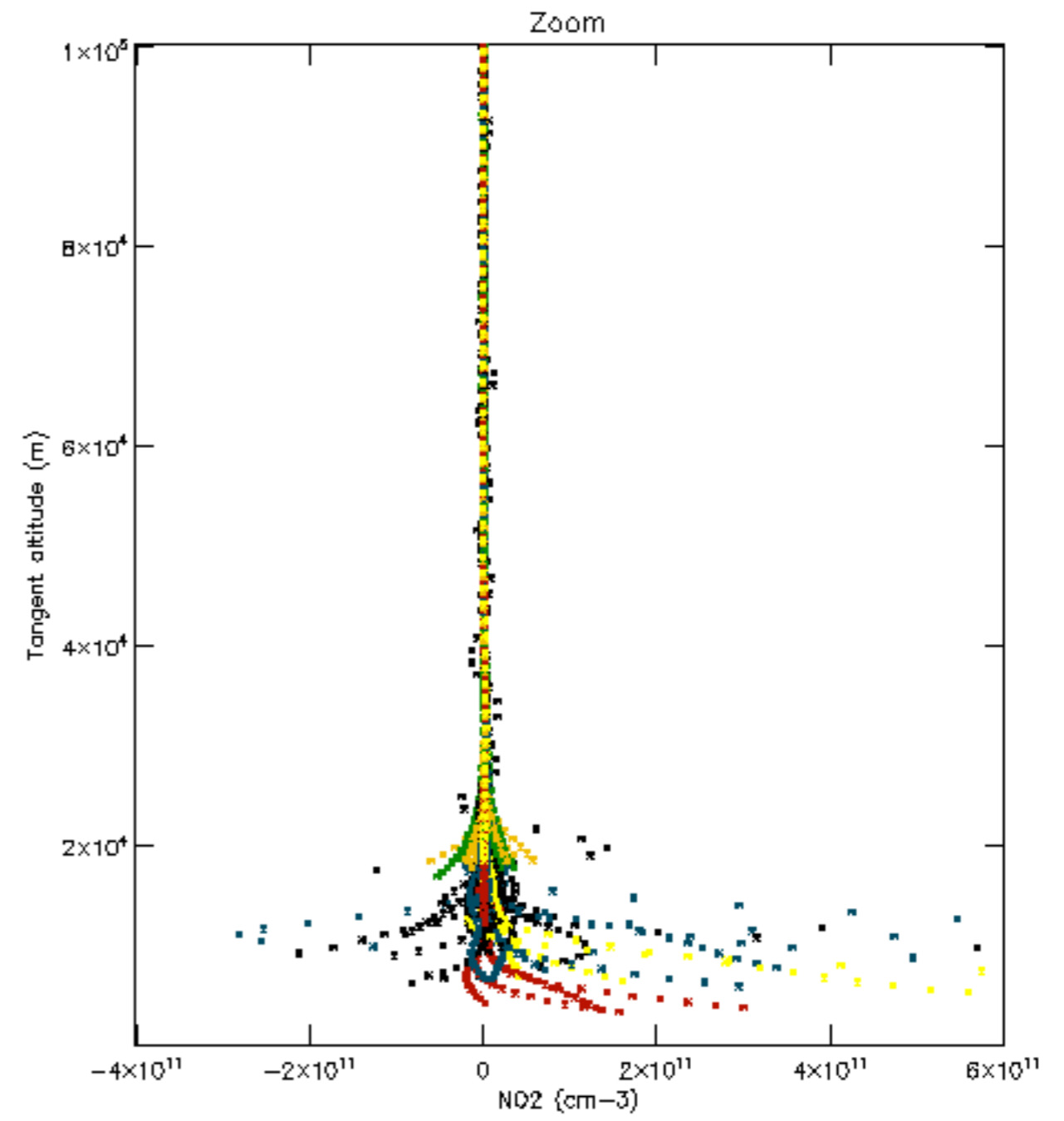
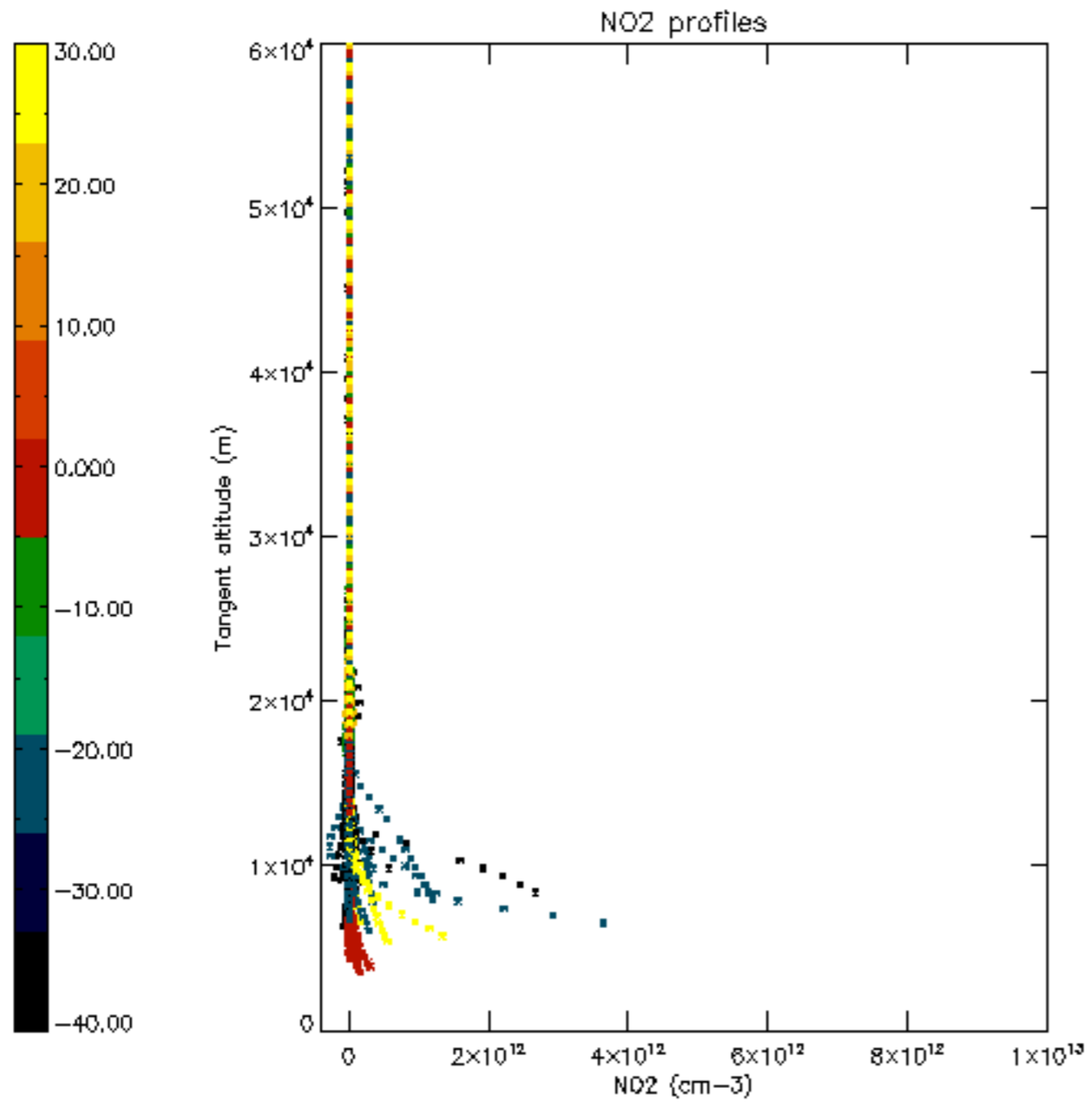


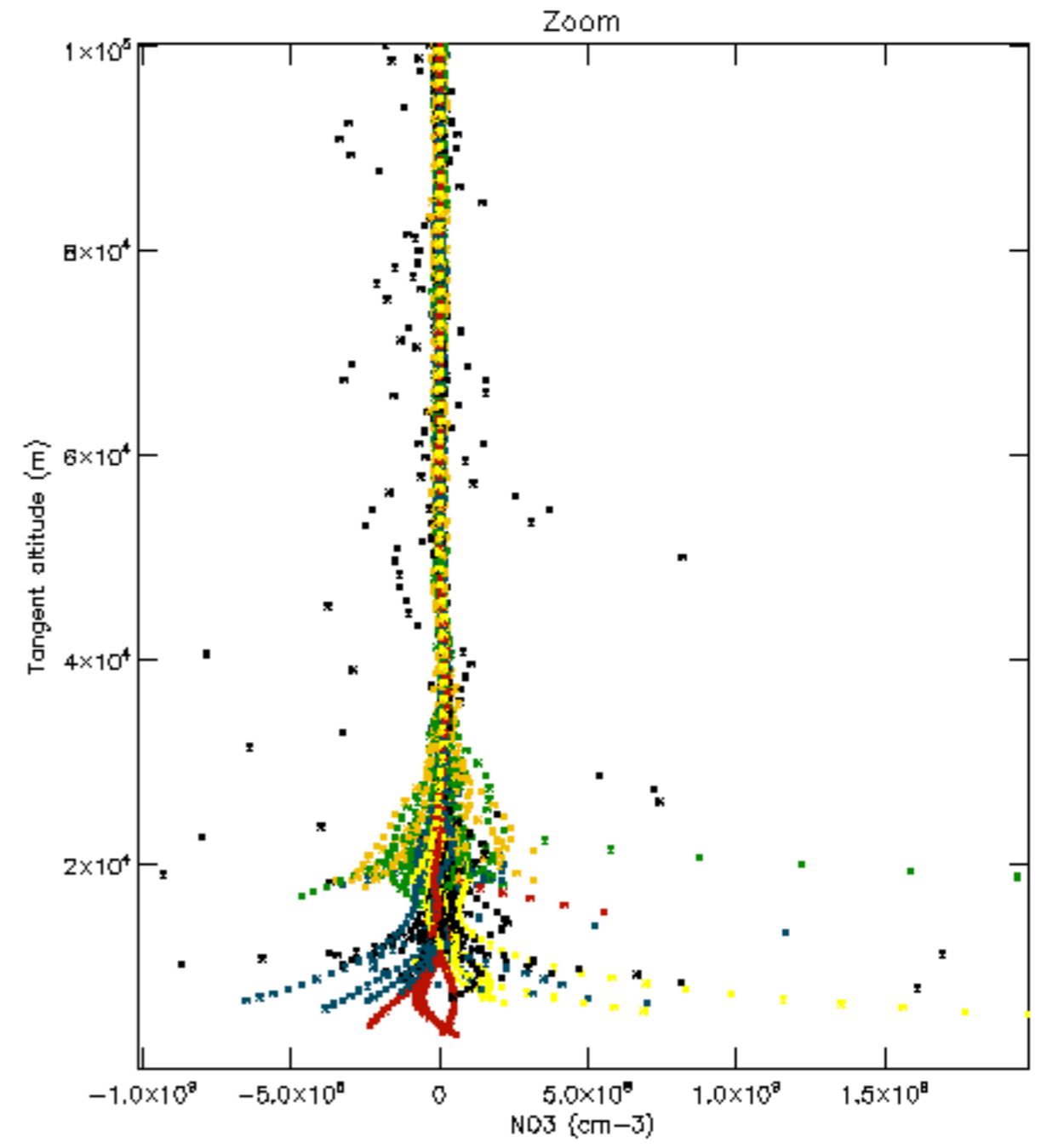
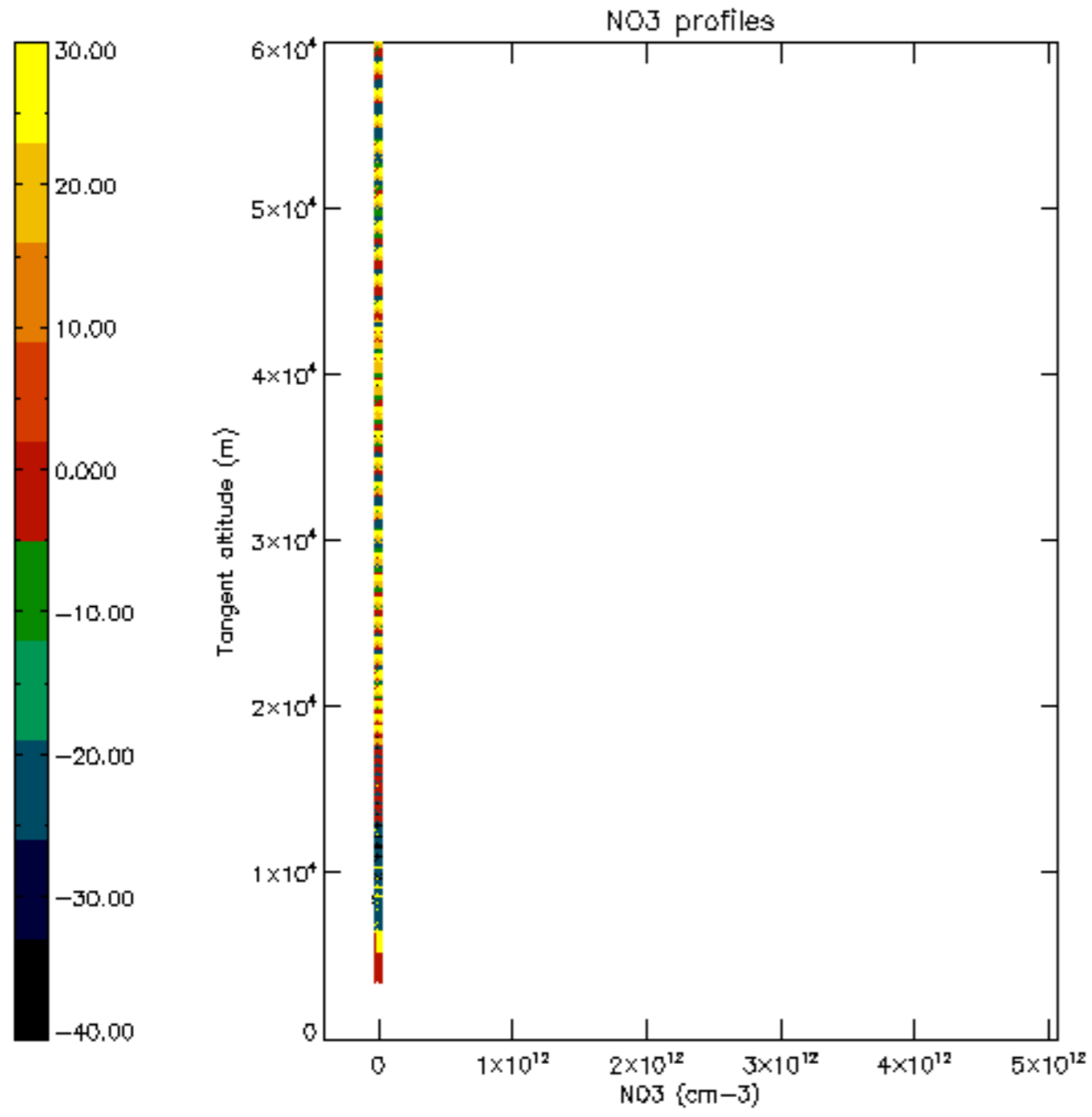


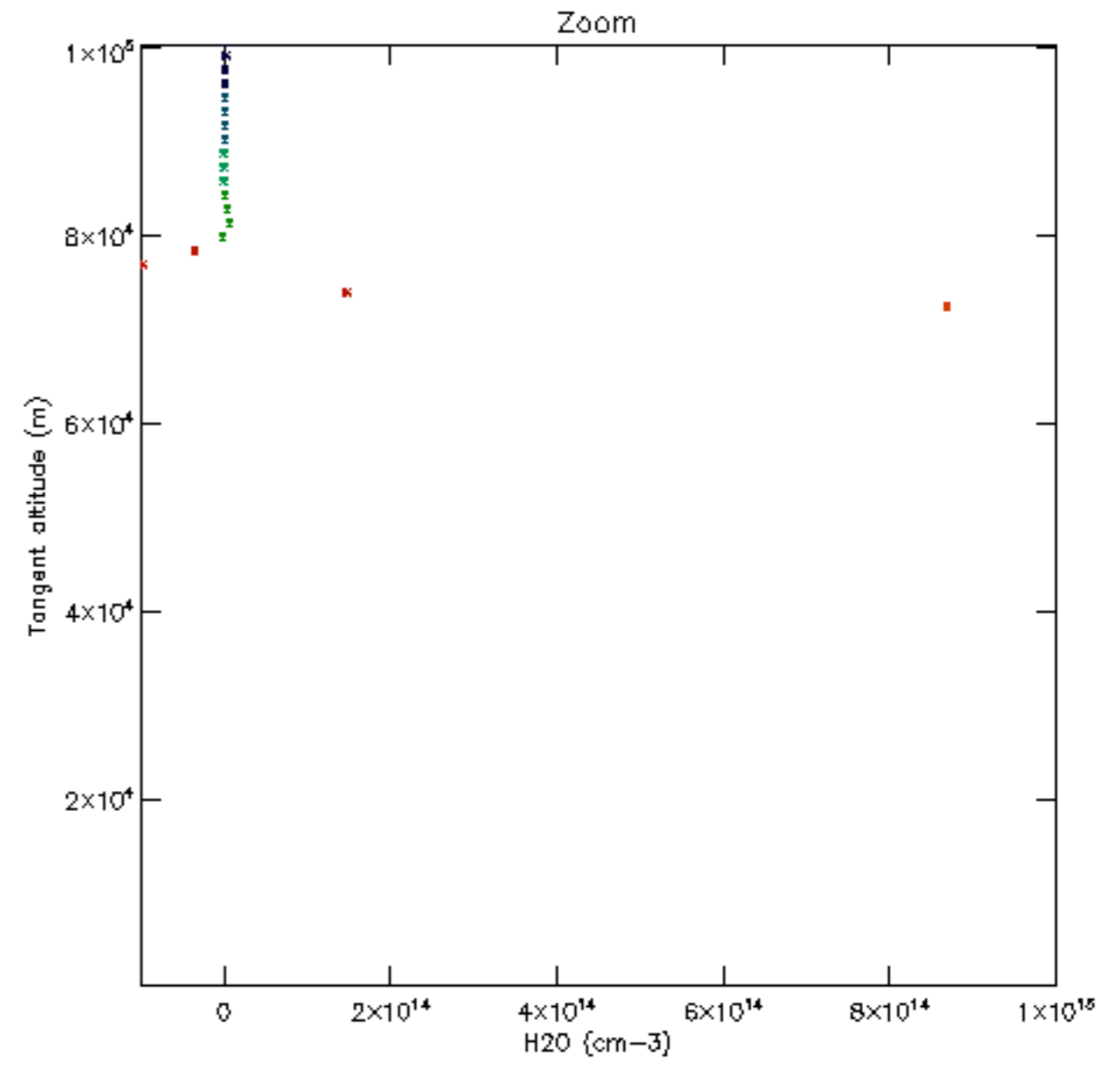
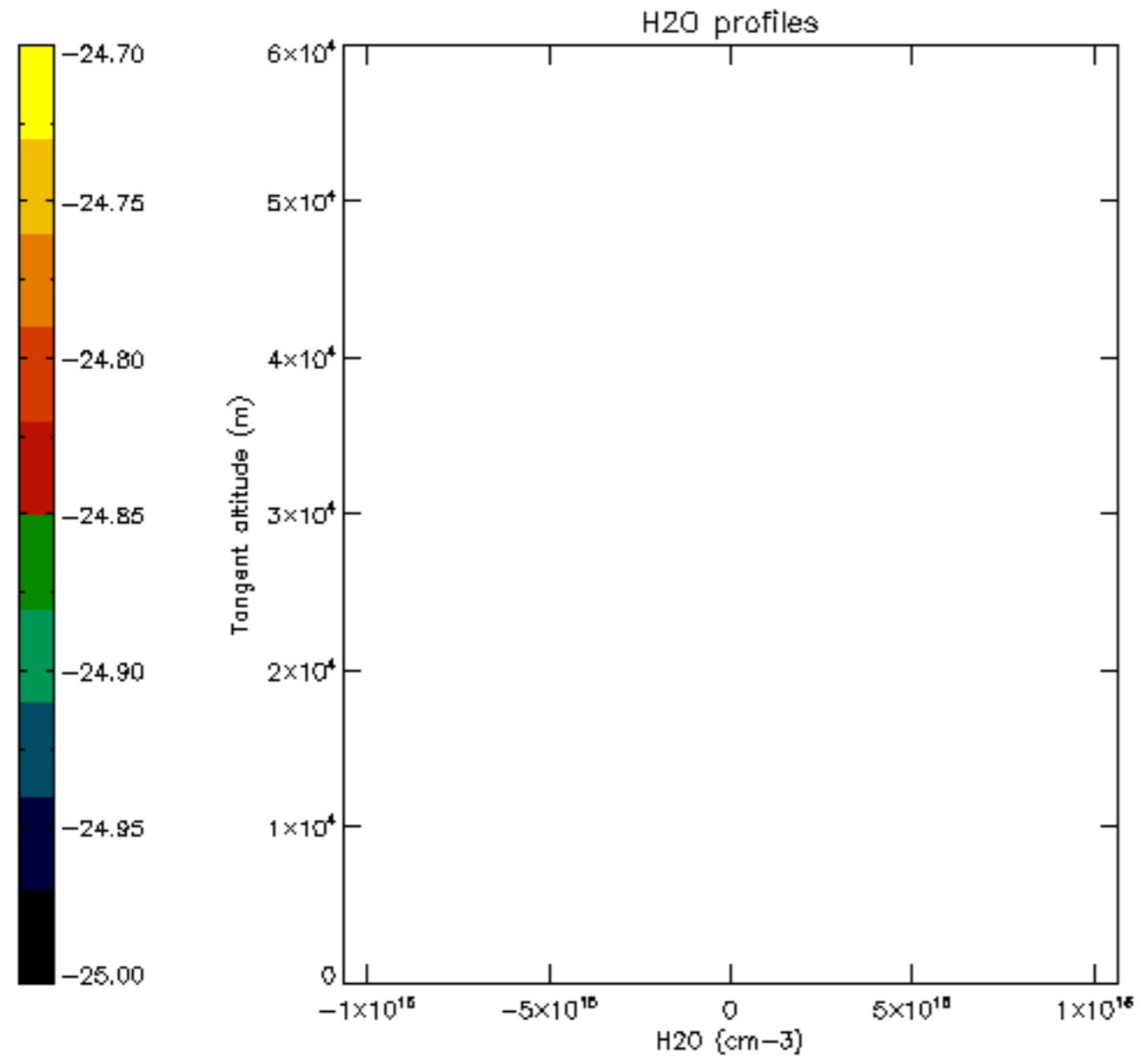


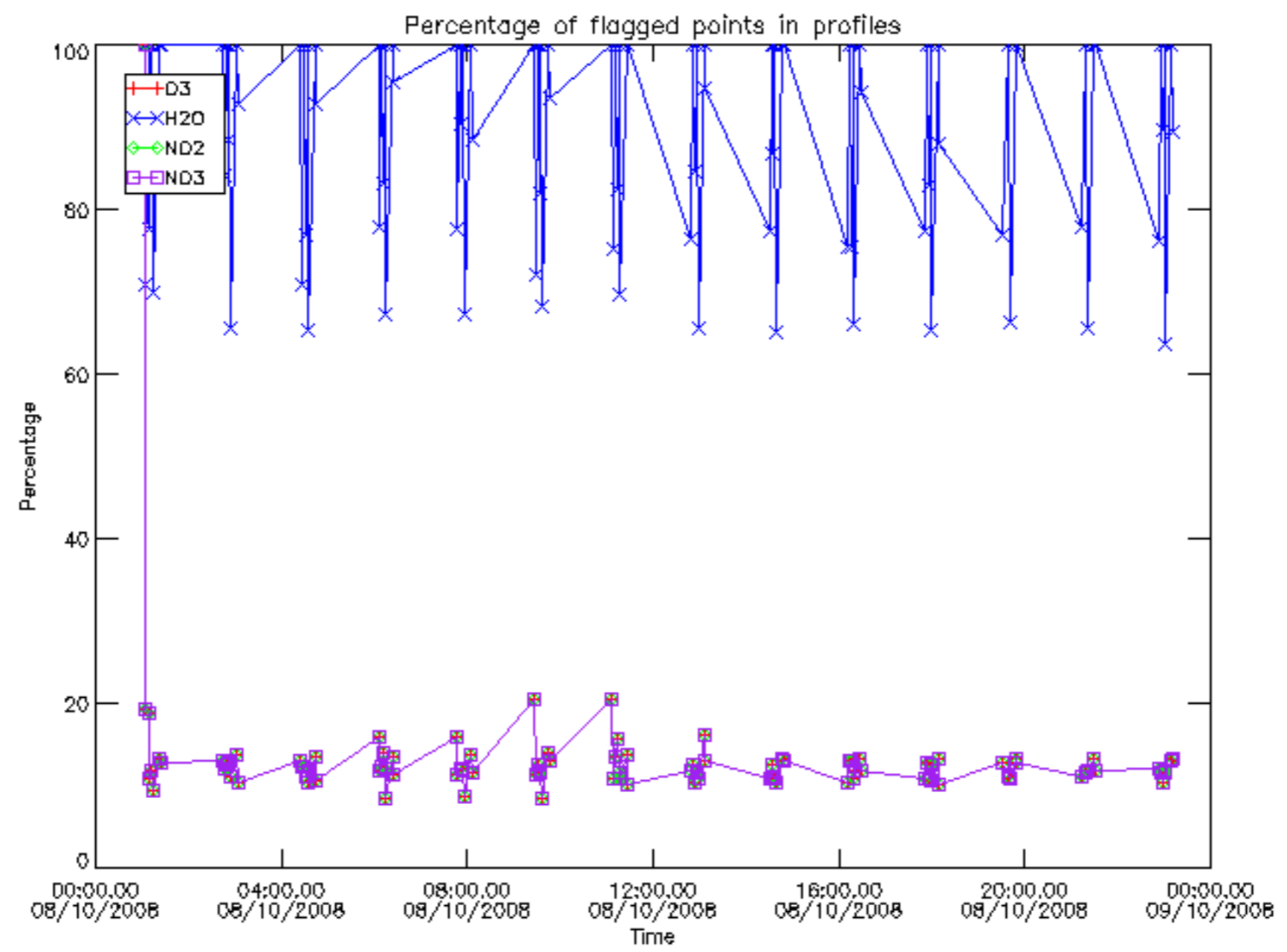




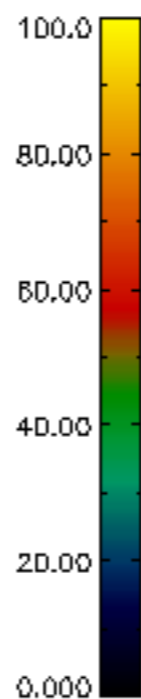
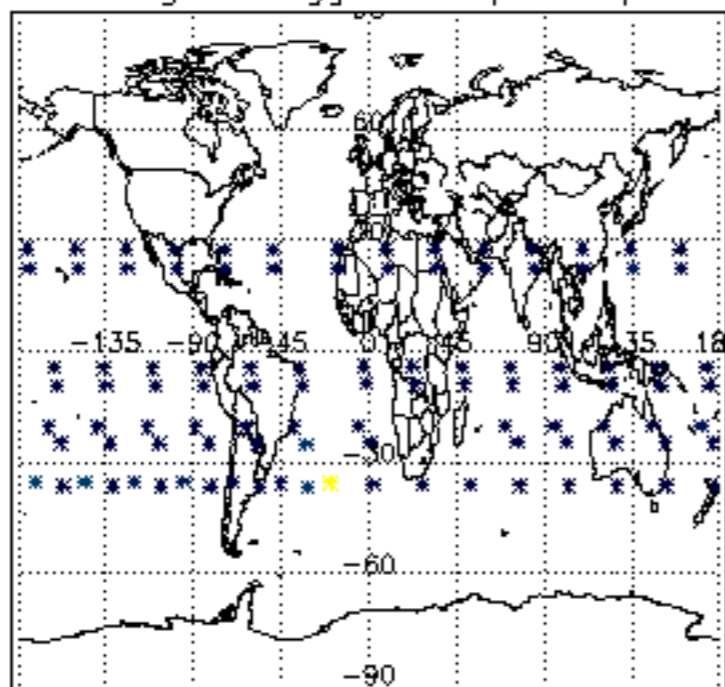




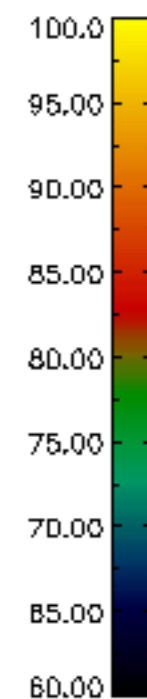
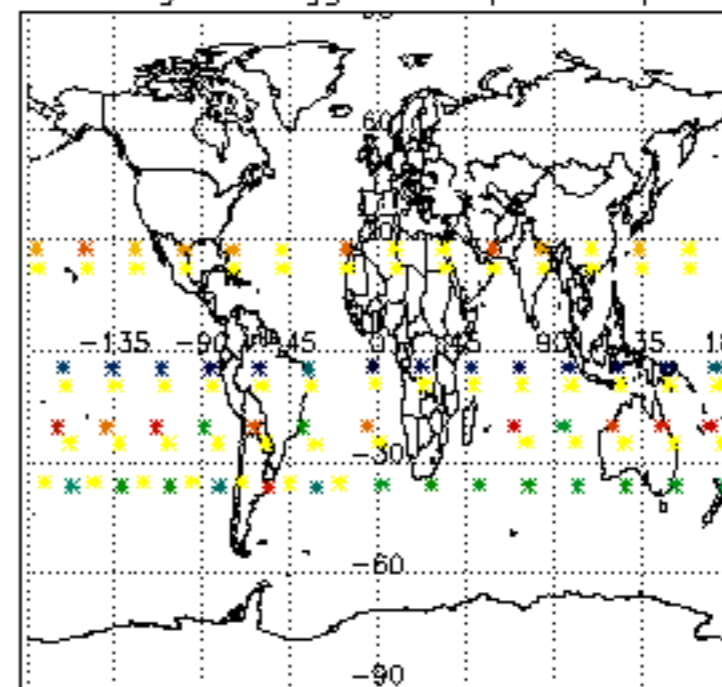




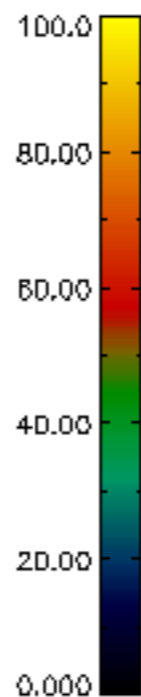
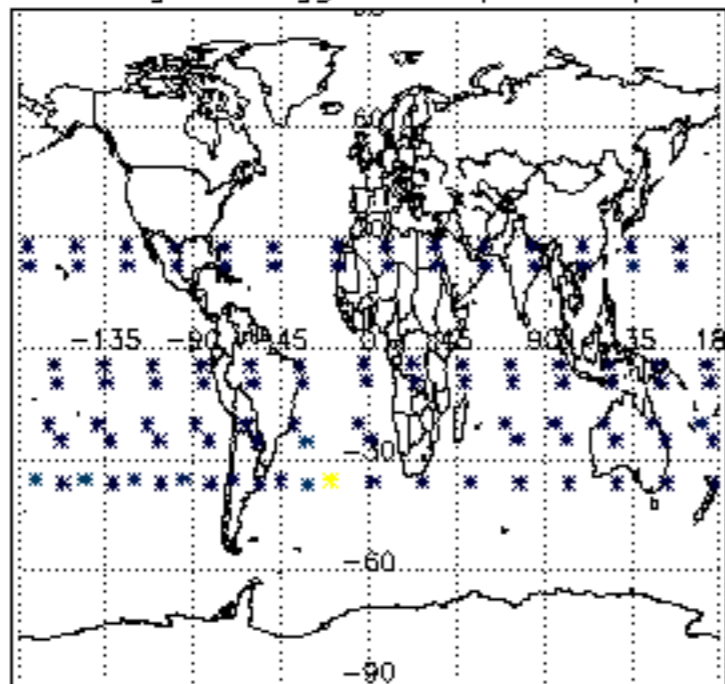
Percentage of flagged data per D3 profile



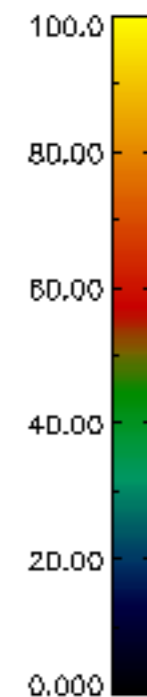
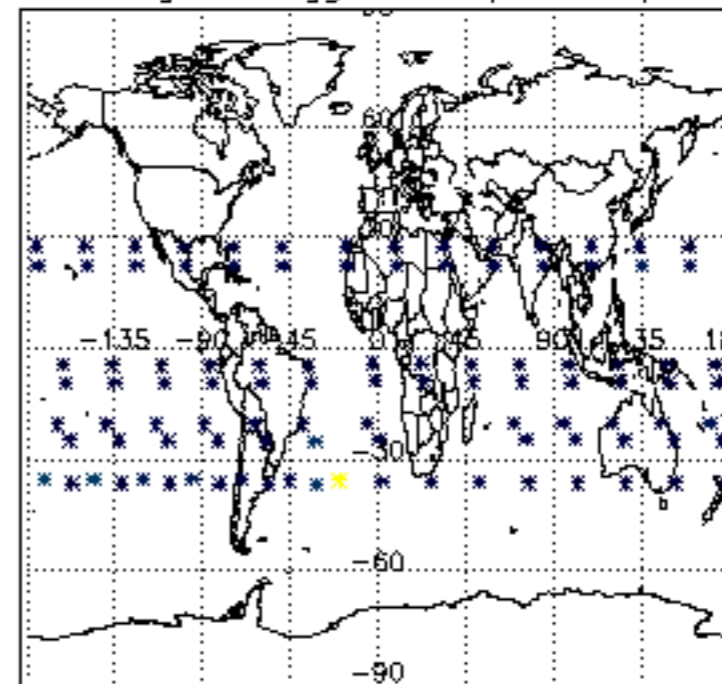
Percentage of flagged data per H2O profile

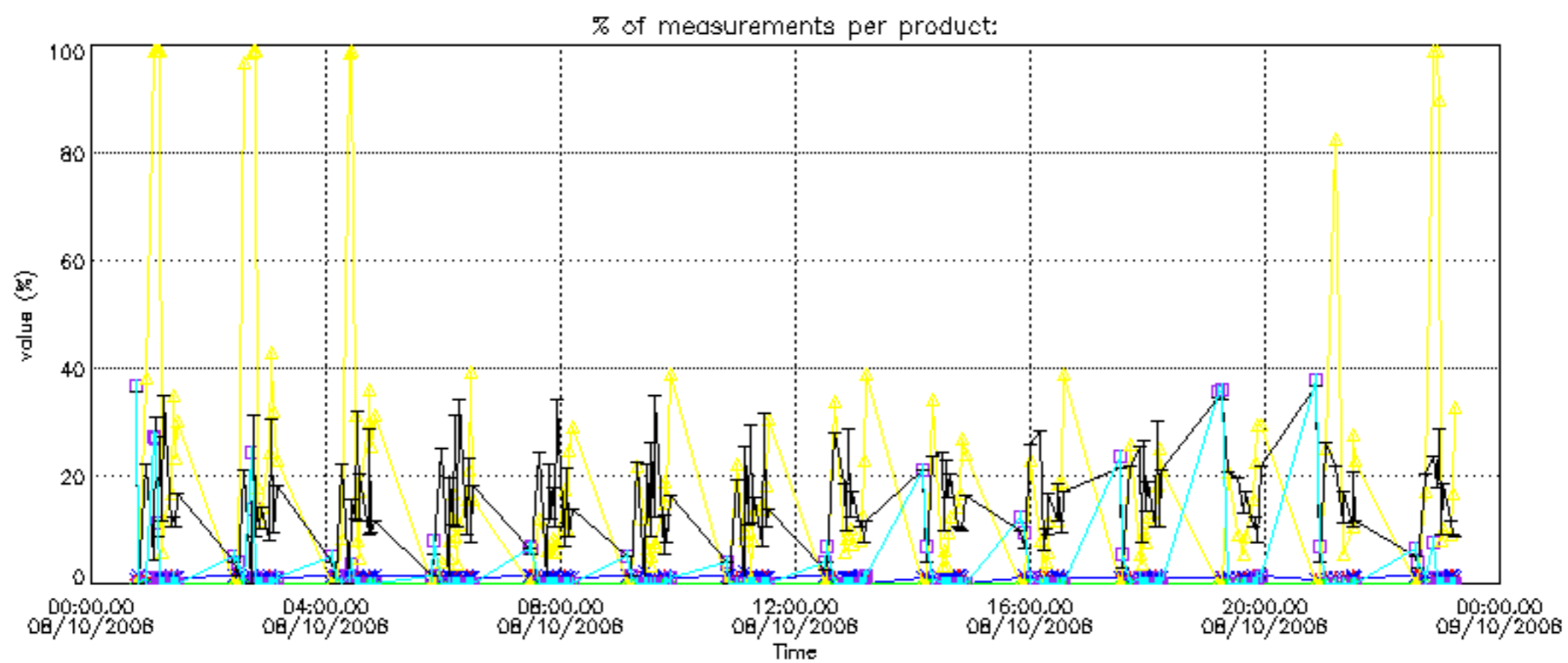
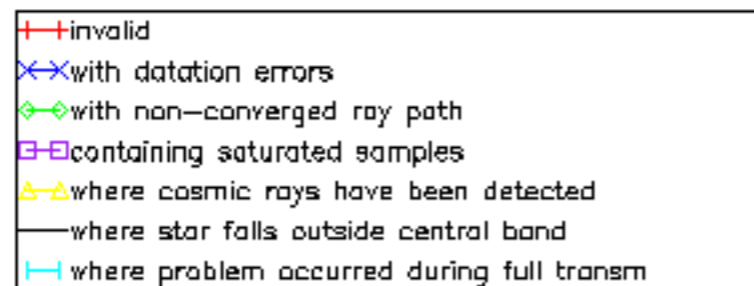


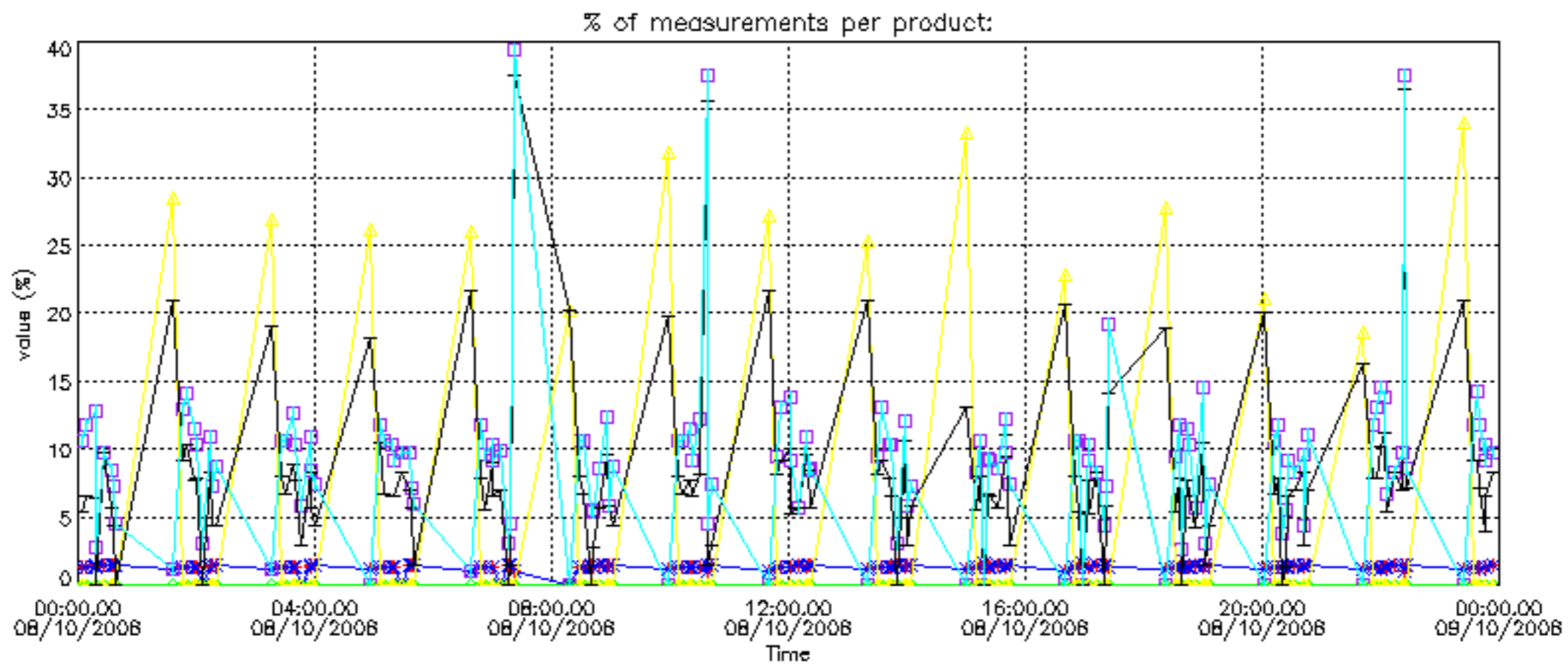
Percentage of flagged data per NO2 profile



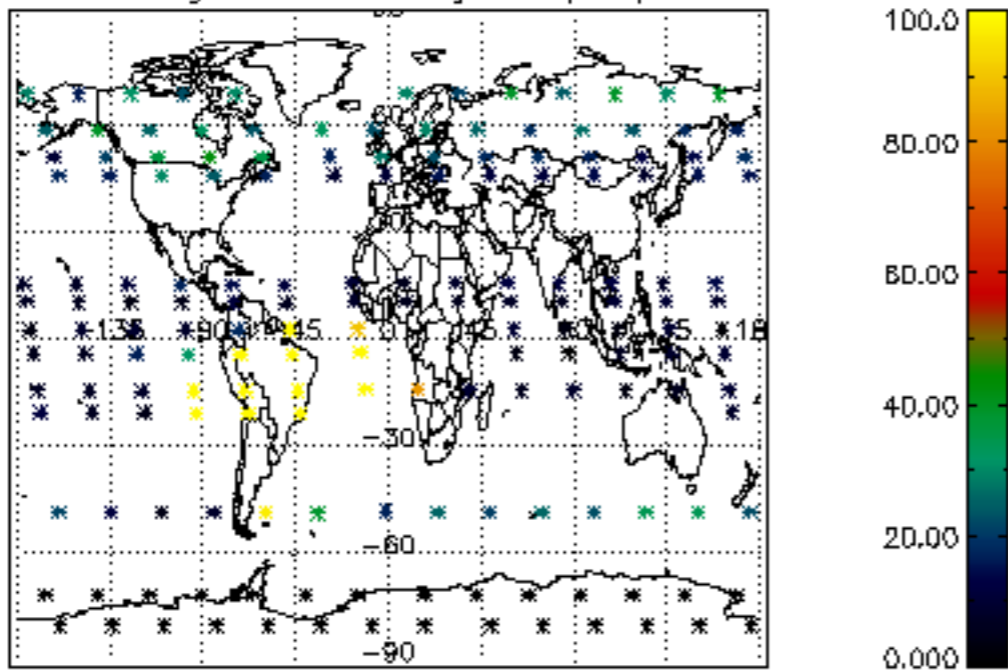
Percentage of flagged data per NO3 profile



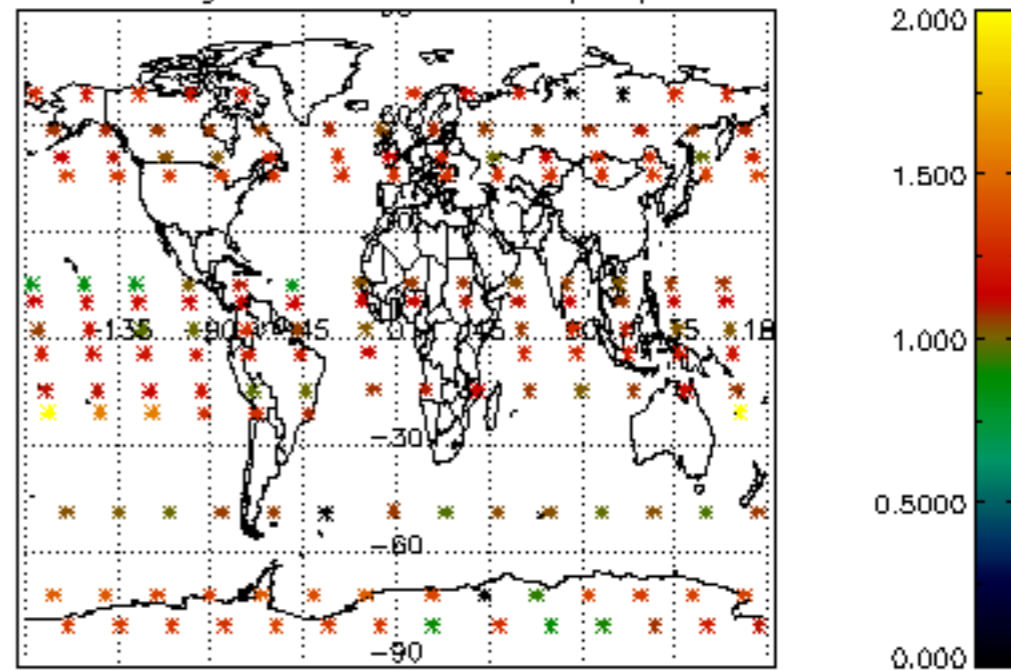




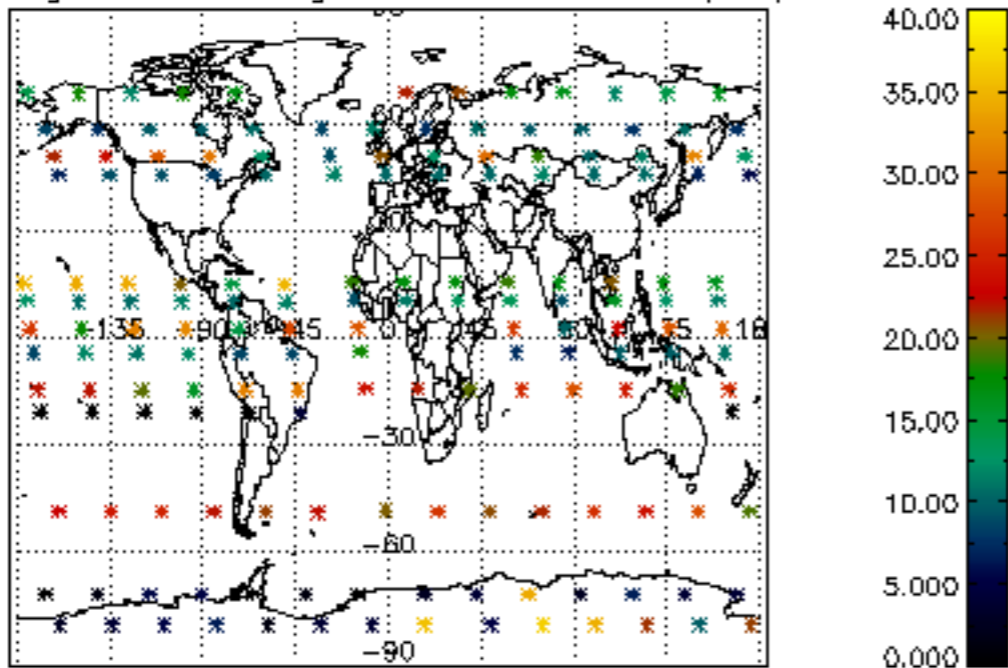
Percentage of cosmic ray hits per profile



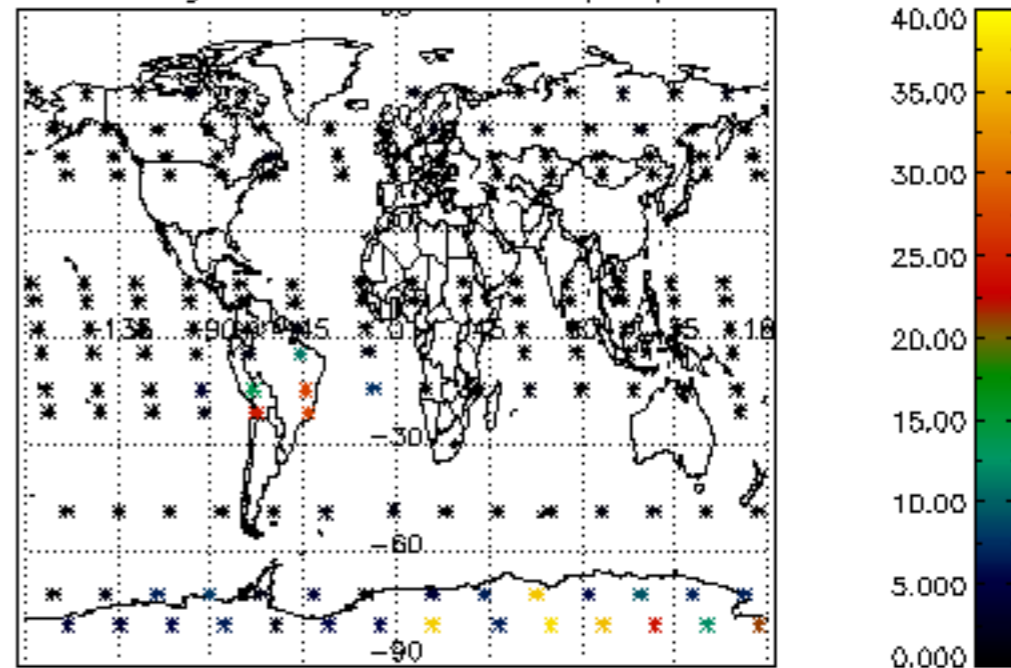
Percentage of datation errors per profile



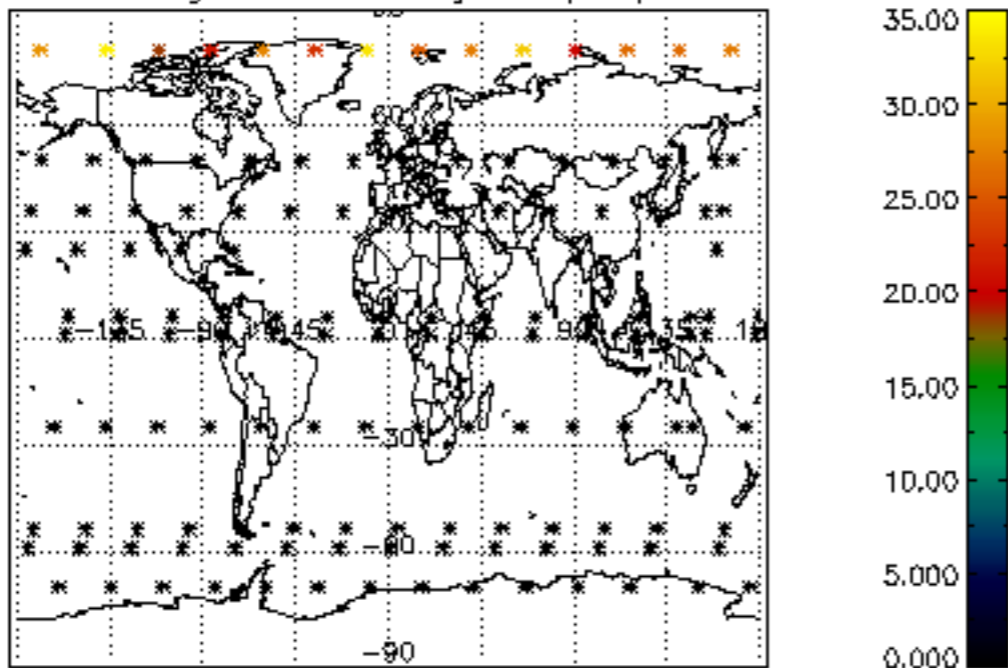
Percentage of star falling outside central band per profile



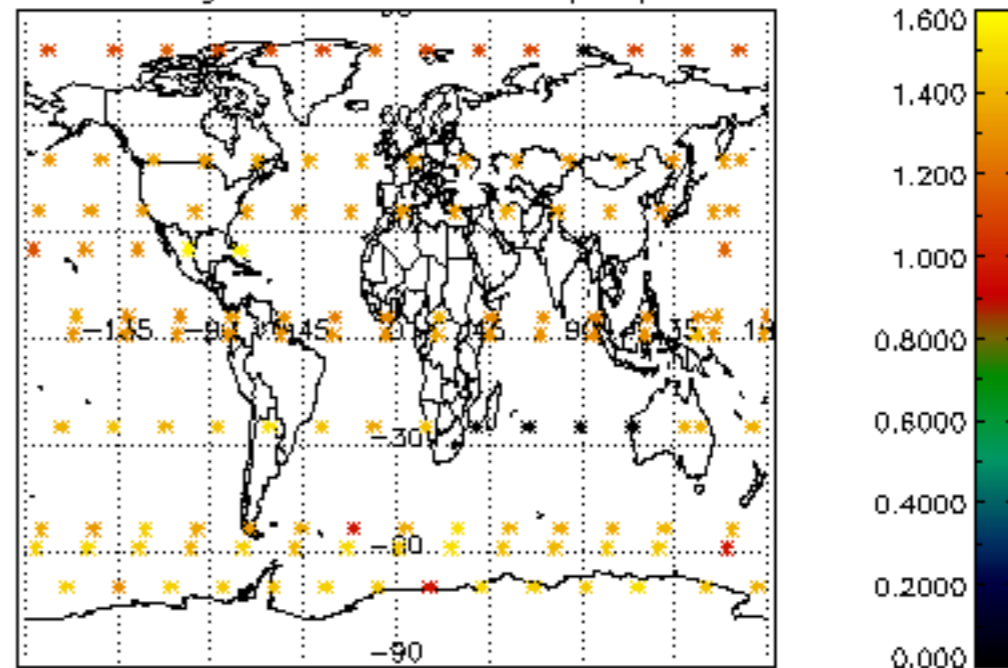
Percentage of saturation errors per profile



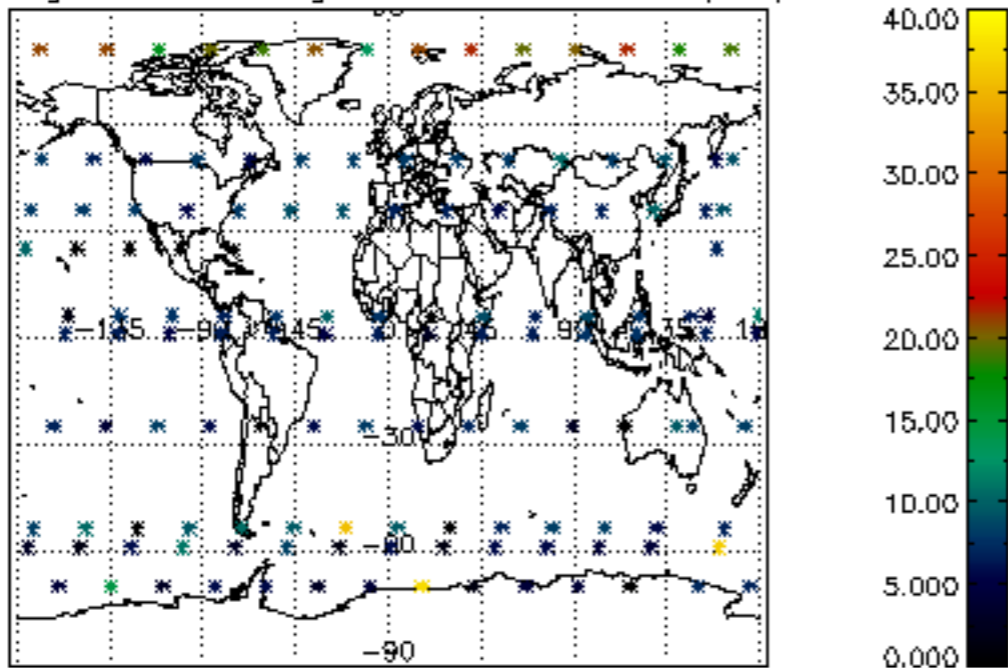
Percentage of cosmic ray hits per profile



Percentage of datation errors per profile



Percentage of star falling outside central band per profile



Percentage of saturation errors per profile

