

# GOMOS Level 2 Daily Report

## SUMMARY

### [1. General Info](#)

### [2. Summary of processed GOM\\_NL\\_2P products](#)

### [3. Level 2 Quality information per product](#)

#### [3.1 Plot of level 2 quality information per product \(time dependant\)](#)

#### [3.2 Plot of level 2 quality information per product \(world map\)](#)

### [4. Level 1 Quality information per product \(stored on level 2 products\)](#)

#### [4.1 Plot of level 1 quality information per product \(time dependant\)](#)

##### [4.1.1 Plot of level 1 quality information per product \(time dependant\): ASCENDING](#)

##### [4.1.2 Plot of level 1 quality information per product \(time dependant\): DESCENDING](#)

#### [4.2 Plot of level 1 quality information per product \(world map\)](#)

##### [4.2.1 Plot of level 1 quality information per product \(world map\): ASCENDING](#)

##### [4.2.2 Plot of level 1 quality information per product \(world map\): DESCENDING](#)

### [5. Ozone profiles based on quality statistics and other trace gas profiles](#)

#### [5.1 Ozone statistics based on quality of products](#)

#### [5.2 Plot ozone profiles for all STD \(dark without errors\)](#)

#### [5.3 Plot ozone profiles where STD < 20% \(dark without errors\)](#)

#### [5.4. Plot ozone profiles where STD < 10% \(dark without errors\)](#)

#### [5.5. Plot ozone profiles where STD < 5% \(dark without errors\)](#)

#### [5.6 Plot NO2 profiles for all STD \(dark without errors\)](#)

#### [5.7 Plot NO3 profiles for all STD \(dark without errors\)](#)

#### [5.8 Plot H2O profiles \(only for occultations of stars 1,2,3,4,13,14,16,26,63 dark without errors\) for all STD](#)

### [6. Auxiliary Data Files used for the production reported in section 2](#)

This report presents the daily analysis on parameters extracted from GOMOS level 2 data (GOM\_NL\_\_2P). It is intended to monitor some important parameters that will impact the quality of these products. A list of level 2 products (and content) that have arrived during the reporting day to the PCF is also given.

Item	Value
Time of report generation	25APR2013 20:39:42
Data source version	GOMOS/6.01
Start time of products	06-10-2008 (06OCT2008 00:00:00)
Stop time of products	07-10-2008 (07OCT2008 00:00:00)
Store outputs in DB	Yes
Nb of level 2 prods	299
Nb of prods with errors	0

## 2. Summary of processed GOM\_NL\_\_2P products.

Nr	Filename	UTC Start time	Limb	Duration	Star Id	Star Name	Star Mag	Star Temp	Nb Meas	Orbit	Prod. error
1	GOM_NL__2PRFIN20081006_000757_000000372072_00388_34510_1877.N1	06-OCT-2008 00:07:57	Bright	36.500	166	17Eps Leo	2.9800	6000.0	73	34510	No
2	GOM_NL__2PRFIN20081006_001104_000000352072_00388_34510_1878.N1	06-OCT-2008 00:11:04	Bright	34.500	22	32Alp Leo	1.3600	15200.	69	34510	No
3	GOM_NL__2PRFIN20081006_001748_000000462072_00388_34510_1879.N1	06-OCT-2008 00:17:48	Twilight	45.500	48	30Alp Hya	1.9770	4100.0	91	34510	No
4	GOM_NL__2PRFIN20081006_002528_000000492072_00388_34510_1880.N1	06-OCT-2008 00:25:28	Dark	49.000	132	15Rho Pup	2.8030	6900.0	98	34510	No
5	GOM_NL__2PRFIN20081006_002727_000000402072_00388_34510_1881.N1	06-OCT-2008 00:27:27	Dark	39.500	65	Lam Vel	2.2040	4400.0	79	34510	No
6	GOM_NL__2PRFIN20081006_003042_000000382072_00388_34510_1882.N1	06-OCT-2008 00:30:42	Dark	38.000	46	Del Vel	1.9540	10600.	76	34510	No
7	GOM_NL__2PRFIN20081006_003218_000000482072_00389_34511_1883.N1	06-OCT-2008 00:32:18	Dark	48.000	41	Eps Car	1.8600	4100.0	96	34511	No
8	GOM_NL__2PRFIN20081006_003414_000000432072_00389_34511_1884.N1	06-OCT-2008 00:34:14	Dark	42.500	161	Tau Pup	2.9310	4500.0	85	34511	No
9	GOM_NL__2PRFIN20081006_003538_000000482072_00389_34511_1885.N1	06-OCT-2008 00:35:38	Dark	47.500	2	Alp Car	-0.73600	7000.0	95	34511	No
10	GOM_NL__2PRFIN20081006_004430_000000382072_00389_34511_1886.N1	06-OCT-2008 00:44:30	Dark	38.000	143	Alp Hyi	2.8570	7200.0	76	34511	No
11	GOM_NL__2PRFIN20081006_004557_000000512072_00389_34511_1887.N1	06-OCT-2008 00:45:57	Dark	50.500	9	Alp Eri	0.45300	24000.	101	34511	No
12	GOM_NL__2PRFIN20081006_004757_000000432072_00389_34511_1888.N1	06-OCT-2008 00:47:57	Straylight	43.000	157	The1Eri	2.9060	9300.0	86	34511	No
13	GOM_NL__2PRFIN20081006_005111_000000402072_00389_34511_1889.N1	06-OCT-2008 00:51:11	Straylight	39.500	84	Alp Phe	2.3970	4500.0	79	34511	No
14	GOM_NL__2PRFIN20081006_005758_000000482072_00389_34511_1890.N1	06-OCT-2008 00:57:58	Straylight	48.000	52	16Bet Cet	2.0370	4500.0	96	34511	No
15	GOM_NL__2PRFIN20081006_010803_000000382072_00389_34511_1891.N1	06-OCT-2008 01:08:03	Bright	38.000	140	88Gam Peg	2.8340	26000.	76	34511	No
16	GOM_NL__2PRFIN20081006_011139_000000382072_00389_34511_1892.N1	06-OCT-2008 01:11:39	Bright	37.500	93	53Bet Peg	2.5200	3100.0	75	34511	No
17	GOM_NL__2PRFIN20081006_012029_000000362072_00389_34511_1893.N1	06-OCT-2008 01:20:29	Bright	35.500	68	18Alp Cas	2.2250	4500.0	71	34511	No
18	GOM_NL__2PRFIN20081006_012154_000000392072_00389_34511_1894.N1	06-OCT-2008 01:21:54	Bright	38.500	76	27Gam Cas	2.3000	30000.	77	34511	No
19	GOM_NL__2PRFIN20081006_012857_000000332072_00389_34511_1895.N1	06-OCT-2008 01:28:57	Bright	32.500	49	1Alp UMi	1.9900	6300.0	65	34511	No
20	GOM_NL__2PRFIN20081006_013702_000000382072_00389_34511_1896.N1	06-OCT-2008 01:37:02	Bright	37.500	36	50Alp UMa	1.8000	6300.0	75	34511	No
21	GOM_NL__2PRFIN20081006_013834_000000362072_00389_34511_1897.N1	06-OCT-2008 01:38:34	Bright	36.000	82	48Bet UMa	2.3650	10600.	72	34511	No
22	GOM_NL__2PRFIN20081006_014833_000000372072_00389_34511_1898.N1	06-OCT-2008 01:48:33	Bright	37.000	166	17Eps Leo	2.9800	6000.0	74	34511	No
23	GOM_NL__2PRFIN20081006_015140_000000352072_00389_34511_1899.N1	06-OCT-2008 01:51:40	Bright	35.000	22	32Alp Leo	1.3600	15200.	70	34511	No
24	GOM_NL__2PRFIN20081006_015824_000000502072_00389_34511_1900.N1	06-OCT-2008 01:58:24	Twilight	50.000	48	30Alp Hya	1.9770	4100.0	100	34511	No
25	GOM_NL__2PRFIN20081006_020604_000000462072_00389_34511_1901.N1	06-OCT-2008 02:06:04	Dark	45.500	132	15Rho Pup	2.8030	6900.0	91	34511	No
26	GOM_NL__2PRFIN20081006_020804_000000502072_00389_34511_1902.N1	06-OCT-2008 02:08:04	Dark	49.500	65	Lam Vel	2.2040	4400.0	99	34511	No
27	GOM_NL__2PRFIN20081006_021119_000000382072_00389_34511_1903.N1	06-OCT-2008 02:11:19	Dark	38.000	46	Del Vel	1.9540	10600.	76	34511	No
28	GOM_NL__2PRFIN20081006_021254_000000452072_00390_34512_1896.N1	06-OCT-2008 02:12:54	Dark	45.000	41	Eps Car	1.8600	4100.0	90	34512	No
29	GOM_NL__2PRFIN20081006_021451_000000412072_00390_34512_1897.N1	06-OCT-2008 02:14:51	Dark	41.000	161	Tau Pup	2.9310	4500.0	82	34512	No
30	GOM_NL__2PRFIN20081006_021615_000000472072_00390_34512_1898.N1	06-OCT-2008 02:16:15	Dark	47.000	2	Alp Car	-0.73600	7000.0	94	34512	No
31	GOM_NL__2PRFIN20081006_022506_000000372072_00390_34512_1899.N1	06-OCT-2008 02:25:06	Dark	37.000	143	Alp Hyi	2.8570	7200.0	74	34512	No
32	GOM_NL__2PRFIN20081006_022633_000000392072_00390_34512_1900.N1	06-OCT-2008 02:26:33	Dark	39.000	9	Alp Eri	0.45300	24000.	78	34512	No
33	GOM_NL__2PRFIN20081006_022833_000000462072_00390_34512_1901.N1	06-OCT-2008 02:28:33	Straylight	46.000	157	The1Eri	2.9060	9300.0	92	34512	No
34	GOM_NL__2PRFIN20081006_023147_000000452072_00390_34512_1902.N1	06-OCT-2008 02:31:47	Straylight	44.500	84	Alp Phe	2.3970	4500.0	89	34512	No
35	GOM_NL__2PRFIN20081006_023834_000000472072_00390_34512_1903.N1	06-OCT-2008 02:38:34	Straylight	47.000	52	16Bet Cet	2.0370	4500.0	94	34512	No
36	GOM_NL__2PRFIN20081006_024838_000000382072_00390_34512_1904.N1	06-OCT-2008 02:48:38	Bright	37.500	140	88Gam Peg	2.8340	26000.	75	34512	No
37	GOM_NL__2PRFIN20081006_025215_000000382072_00390_34512_1905.N1	06-OCT-2008 02:52:15	Bright	37.500	93	53Bet Peg	2.5200	3100.0	75	34512	No
38	GOM_NL__2PRFIN20081006_030105_000000402072_00390_34512_1906.N1	06-OCT-2008 03:01:05	Bright	40.000	68	18Alp Cas	2.2250	4500.0	80	34512	No
39	GOM_NL__2PRFIN20081006_030230_000000382072_00390_34512_1907.N1	06-OCT-2008 03:02:30	Bright	37.500	76	27Gam Cas	2.3000	30000.	75	34512	No
40	GOM_NL__2PRFIN20081006_030933_000000342072_00390_34512_1908.N1	06-OCT-2008 03:09:33	Bright	33.500	49	1Alp UMi	1.9900	6300.0	67	34512	No
41	GOM_NL__2PRFIN20081006_031738_000000372072_00390_34512_1909.N1	06-OCT-2008 03:17:38	Bright	37.000	36	50Alp UMa	1.8000	6300.0	74	34512	No
42	GOM_NL__2PRFIN20081006_031910_000000352072_00390_34512_1910.N1	06-OCT-2008 03:19:10	Bright	35.000	82	48Bet UMa	2.3650	10600.	70	34512	No

43	GOM_NL__2PRFIN20081006_032909_000000372072_00390_34512_1911.N1	06-OCT-2008 03:29:09	Bright	37.000	166	17Eps Leo	2.9800	6000.0	74	34512	No
44	GOM_NL__2PRFIN20081006_033216_000000362072_00390_34512_1912.N1	06-OCT-2008 03:32:16	Bright	36.000	22	32Alp Leo	1.3600	15200.	72	34512	No
45	GOM_NL__2PRFIN20081006_033901_000000472072_00390_34512_1913.N1	06-OCT-2008 03:39:01	Twilight	46.500	48	30Alp Hya	1.9770	4100.0	93	34512	No
46	GOM_NL__2PRFIN20081006_034641_000000502072_00390_34512_1914.N1	06-OCT-2008 03:46:41	Dark	49.500	132	15Rho Pup	2.8030	6900.0	99	34512	No
47	GOM_NL__2PRFIN20081006_034840_000000422072_00390_34512_1915.N1	06-OCT-2008 03:48:40	Dark	42.000	65	Lam Vel	2.2040	4400.0	84	34512	No
48	GOM_NL__2PRFIN20081006_035155_000000422072_00390_34512_1916.N1	06-OCT-2008 03:51:55	Dark	41.500	46	Del Vel	1.9540	10600.	83	34512	No
49	GOM_NL__2PRFIN20081006_035331_000000482072_00391_34513_1911.N1	06-OCT-2008 03:53:31	Dark	47.500	41	Eps Car	1.8600	4100.0	95	34513	No
50	GOM_NL__2PRFIN20081006_035528_000000462072_00391_34513_1912.N1	06-OCT-2008 03:55:28	Dark	46.000	161	Tau Pup	2.9310	4500.0	92	34513	No
51	GOM_NL__2PRFIN20081006_035652_000000472072_00391_34513_1913.N1	06-OCT-2008 03:56:52	Dark	47.000	2	Alp Car	-0.73600	7000.0	94	34513	No
52	GOM_NL__2PRFIN20081006_040542_000000402072_00391_34513_1914.N1	06-OCT-2008 04:05:42	Dark	39.500	143	Alp Hyi	2.8570	7200.0	79	34513	No
53	GOM_NL__2PRFIN20081006_040710_000000482072_00391_34513_1915.N1	06-OCT-2008 04:07:10	Dark	48.000	9	Alp Eri	0.45300	24000.	96	34513	No
54	GOM_NL__2PRFIN20081006_040910_000000462072_00391_34513_1916.N1	06-OCT-2008 04:09:10	Straylight	46.000	157	The1Eri	2.9060	9300.0	92	34513	No
55	GOM_NL__2PRFIN20081006_041224_000000432072_00391_34513_1917.N1	06-OCT-2008 04:12:24	Straylight	43.000	84	Alp Phe	2.3970	4500.0	86	34513	No
56	GOM_NL__2PRFIN20081006_041910_000000472072_00391_34513_1918.N1	06-OCT-2008 04:19:10	Straylight	46.500	52	16Bet Cet	2.0370	4500.0	93	34513	No
57	GOM_NL__2PRFIN20081006_042914_000000392072_00391_34513_1919.N1	06-OCT-2008 04:29:14	Bright	39.000	140	88Gam Peg	2.8340	26000.	78	34513	No
58	GOM_NL__2PRFIN20081006_043251_000000372072_00391_34513_1920.N1	06-OCT-2008 04:32:51	Bright	36.500	93	53Bet Peg	2.5200	3100.0	73	34513	No
59	GOM_NL__2PRFIN20081006_044141_000000402072_00391_34513_1921.N1	06-OCT-2008 04:41:41	Bright	39.500	68	18Alp Cas	2.2250	4500.0	79	34513	No
60	GOM_NL__2PRFIN20081006_044306_000000392072_00391_34513_1922.N1	06-OCT-2008 04:43:06	Bright	39.000	76	27Gam Cas	2.3000	30000.	78	34513	No
61	GOM_NL__2PRFIN20081006_045009_000000362072_00391_34513_1923.N1	06-OCT-2008 04:50:09	Bright	36.000	49	1Alp UMi	1.9900	6300.0	72	34513	No
62	GOM_NL__2PRFIN20081006_045815_000000372072_00391_34513_1924.N1	06-OCT-2008 04:58:15	Bright	36.500	36	50Alp UMa	1.8000	6300.0	73	34513	No
63	GOM_NL__2PRFIN20081006_045946_000000352072_00391_34513_1925.N1	06-OCT-2008 04:59:46	Bright	34.500	82	48Bet UMa	2.3650	10600.	69	34513	No
64	GOM_NL__2PRFIN20081006_050945_000000372072_00391_34513_1926.N1	06-OCT-2008 05:09:45	Bright	36.500	166	17Eps Leo	2.9800	6000.0	73	34513	No
65	GOM_NL__2PRFIN20081006_051252_000000342072_00391_34513_1927.N1	06-OCT-2008 05:12:52	Bright	34.000	22	32Alp Leo	1.3600	15200.	68	34513	No
66	GOM_NL__2PRFIN20081006_051937_000000472072_00391_34513_1928.N1	06-OCT-2008 05:19:37	Twilight	46.500	48	30Alp Hya	1.9770	4100.0	93	34513	No
67	GOM_NL__2PRFIN20081006_052718_000000512072_00391_34513_1929.N1	06-OCT-2008 05:27:18	Dark	51.000	132	15Rho Pup	2.8030	6900.0	102	34513	No
68	GOM_NL__2PRFIN20081006_052917_000000482072_00391_34513_1930.N1	06-OCT-2008 05:29:17	Dark	48.000	65	Lam Vel	2.2040	4400.0	96	34513	No
69	GOM_NL__2PRFIN20081006_053232_000000432072_00391_34513_1931.N1	06-OCT-2008 05:32:32	Dark	42.500	46	Del Vel	1.9540	10600.	85	34513	No
70	GOM_NL__2PRFIN20081006_053407_000000502072_00392_34514_1923.N1	06-OCT-2008 05:34:07	Dark	50.000	41	Eps Car	1.8600	4100.0	100	34514	No
71	GOM_NL__2PRFIN20081006_053605_000000432072_00392_34514_1924.N1	06-OCT-2008 05:36:05	Dark	43.000	161	Tau Pup	2.9310	4500.0	86	34514	No
72	GOM_NL__2PRFIN20081006_053729_000000492072_00392_34514_1925.N1	06-OCT-2008 05:37:29	Dark	49.000	2	Alp Car	-0.73600	7000.0	98	34514	No
73	GOM_NL__2PRFIN20081006_054619_000000372072_00392_34514_1926.N1	06-OCT-2008 05:46:19	Dark	36.500	143	Alp Hyi	2.8570	7200.0	73	34514	No
74	GOM_NL__2PRFIN20081006_054746_000000492072_00392_34514_1927.N1	06-OCT-2008 05:47:46	Dark	49.000	9	Alp Eri	0.45300	24000.	98	34514	No
75	GOM_NL__2PRFIN20081006_054947_000000482072_00392_34514_1928.N1	06-OCT-2008 05:49:47	Straylight	48.000	157	The1Eri	2.9060	9300.0	96	34514	No
76	GOM_NL__2PRFIN20081006_055300_000000442072_00392_34514_1929.N1	06-OCT-2008 05:53:00	Straylight	44.000	84	Alp Phe	2.3970	4500.0	88	34514	No
77	GOM_NL__2PRFIN20081006_055946_000000452072_00392_34514_1930.N1	06-OCT-2008 05:59:46	Straylight	44.500	52	16Bet Cet	2.0370	4500.0	89	34514	No
78	GOM_NL__2PRFIN20081006_060950_000000382072_00392_34514_1931.N1	06-OCT-2008 06:09:50	Bright	37.500	140	88Gam Peg	2.8340	26000.	75	34514	No
79	GOM_NL__2PRFIN20081006_061327_000000372072_00392_34514_1932.N1	06-OCT-2008 06:13:27	Bright	37.000	93	53Bet Peg	2.5200	3100.0	74	34514	No
80	GOM_NL__2PRFIN20081006_062216_000000402072_00392_34514_1933.N1	06-OCT-2008 06:22:16	Bright	39.500	68	18Alp Cas	2.2250	4500.0	79	34514	No
81	GOM_NL__2PRFIN20081006_062341_000000392072_00392_34514_1934.N1	06-OCT-2008 06:23:41	Bright	38.500	76	27Gam Cas	2.3000	30000.	77	34514	No
82	GOM_NL__2PRFIN20081006_063045_000000362072_00392_34514_1935.N1	06-OCT-2008 06:30:45	Bright	36.000	49	1Alp UMi	1.9900	6300.0	72	34514	No
83	GOM_NL__2PRFIN20081006_063851_000000372072_00392_34514_1936.N1	06-OCT-2008 06:38:51	Bright	36.500	36	50Alp UMa	1.8000	6300.0	73	34514	No
84	GOM_NL__2PRFIN20081006_064022_000000352072_00392_34514_1937.N1	06-OCT-2008 06:40:22	Bright	34.500	82	48Bet UMa	2.3650	10600.	69	34514	No
85	GOM_NL__2PRFIN20081006_065021_000000372072_00392_34514_1938.N1	06-OCT-2008 06:50:21	Bright	37.000	166	17Eps Leo	2.9800	6000.0	74	34514	No
86	GOM_NL__2PRFIN20081006_065328_000000362072_00392_34514_1939.N1	06-OCT-2008 06:53:28	Bright	35.500	22	32Alp Leo	1.3600	15200.	71	34514	No
87	GOM_NL__2PRFIN20081006_070014_000000462072_00392_34514_1940.N1	06-OCT-2008 07:00:14	Twilight	46.000	48	30Alp Hya	1.9770	4100.0	92	34514	No
88	GOM_NL__2PRFIN20081006_070756_000000492072_00392_34514_1941.N1	06-OCT-2008 07:07:56	Dark	48.500	132	15Rho Pup	2.8030	6900.0	97	34514	No
89	GOM_NL__2PRFIN20081006_070953_000000492072_00392_34514_1942.N1	06-OCT-2008 07:09:53	Dark	49.000	65	Lam Vel	2.2040	4400.0	98	34514	No
90	GOM_NL__2PRFIN20081006_071308_000000402072_00392_34514_1943.N1	06-OCT-2008 07:13:08	Dark	40.000	46	Del Vel	1.9540	10600.	80	34514	No
91	GOM_NL__2PRFIN20081006_071443_000000402072_00393_34515_1934.N1	06-OCT-2008 07:14:43	Dark	39.500	41	Eps Car	1.8600	4100.0	79	34515	No
92	GOM_NL__2PRFIN20081006_071642_000000442072_00393_34515_1935.N1	06-OCT-2008 07:16:42	Dark	44.000	161	Tau Pup	2.9310	4500.0	88	34515	No
93	GOM_NL__2PRFIN20081006_071806_000000612072_00393_34515_1936.N1	06-OCT-2008 07:18:06	Dark	60.500	2	Alp Car	-0.73600	7000.0	121	34515	No
94	GOM_NL__2PRFIN20081006_072655_000000392072_00393_34515_1937.N1	06-OCT-2008 07:26:55	Dark	38.500	143	Alp Hyi	2.8570	7200.0	77	34515	No
95	GOM_NL__2PRFIN20081006_072823_000000502072_00393_34515_1938.N1	06-OCT-2008 07:28:23	Dark	49.500	9	Alp Eri	0.45300	24000.	99	34515	No
96	GOM_NL__2PRFIN20081006_073023_000000482072_00393_34515_1939.N1	06-OCT-2008 07:30:23	Straylight	48.000	157	The1Eri	2.9060	9300.0	96	34515	No
97	GOM_NL__2PRFIN20081006_073336_000000422072_00393_34515_1940.N1	06-OCT-2008 07:33:36	Straylight	42.000	84	Alp Phe	2.3970	4500.0	84	34515	No
98	GOM_NL__2PRFIN20081006_074022_000000462072_00393_34515_1941.N1	06-OCT-2008 07:40:22	Straylight	45.500	52	16Bet Cet	2.0370	4500.0	91	34515	No
99	GOM_NL__2PRFIN20081006_075026_000000382072_00393_34515_1942.N1	06-OCT-2008 07:50:26	Bright	38.000	140	88Gam Peg	2.8340	26000.	76	34515	No
100	GOM_NL__2PRFIN20081006_075403_000000362072_00393_34515_1943.N1	06-OCT-2008 07:54:03	Bright	36.000	93	53Bet Peg	2.5200	3100.0	72	34515	No
101	GOM_NL__2PRFIN20081006_080252_000000382072_00393_34515_1944.N1	06-OCT-2008 08:02:52	Bright	37.500	68	18Alp Cas	2.2250	4500.0	75	34515	No

102	GOM_NL__2PRFIN20081006_080417_000000392072_00393_34515_1945.N1	06-OCT-2008 08:04:17	Bright	38.500	76	27Gam Cas	2.3000	30000.	77	34515	No
103	GOM_NL__2PRFIN20081006_081121_000000332072_00393_34515_1946.N1	06-OCT-2008 08:11:21	Bright	32.500	49	1Alp UMi	1.9900	6300.0	65	34515	No
104	GOM_NL__2PRFIN20081006_081927_000000372072_00393_34515_1947.N1	06-OCT-2008 08:19:27	Bright	36.500	36	50Alp UMa	1.8000	6300.0	73	34515	No
105	GOM_NL__2PRFIN20081006_082058_000000362072_00393_34515_1948.N1	06-OCT-2008 08:20:58	Bright	35.500	82	48Bet UMa	2.3650	10600.	71	34515	No
106	GOM_NL__2PRFIN20081006_083058_000000372072_00393_34515_1949.N1	06-OCT-2008 08:30:58	Bright	36.500	166	17Eps Leo	2.9800	6000.0	73	34515	No
107	GOM_NL__2PRFIN20081006_083405_000000352072_00393_34515_1950.N1	06-OCT-2008 08:34:05	Bright	35.000	22	32Alp Leo	1.3600	15200.	70	34515	No
108	GOM_NL__2PRFIN20081006_084050_000000472072_00393_34515_1951.N1	06-OCT-2008 08:40:50	Twilight	46.500	48	30Alp Hya	1.9770	4100.0	93	34515	No
109	GOM_NL__2PRFIN20081006_084832_000000502072_00393_34515_1952.N1	06-OCT-2008 08:48:32	Dark	49.500	132	15Rho Pup	2.8030	6900.0	99	34515	No
110	GOM_NL__2PRFIN20081006_085030_000000422072_00393_34515_1953.N1	06-OCT-2008 08:50:30	Dark	41.500	65	Lam Vel	2.2040	4400.0	83	34515	No
111	GOM_NL__2PRFIN20081006_085345_000000402072_00393_34515_1954.N1	06-OCT-2008 08:53:45	Dark	39.500	46	Del Vel	1.9540	10600.	79	34515	No
112	GOM_NL__2PRFIN20081006_085520_000000442072_00394_34516_1956.N1	06-OCT-2008 08:55:20	Dark	43.500	41	Eps Car	1.8600	4100.0	87	34516	No
113	GOM_NL__2PRFIN20081006_085718_000000442072_00394_34516_1957.N1	06-OCT-2008 08:57:18	Dark	43.500	161	Tau Pup	2.9310	4500.0	87	34516	No
114	GOM_NL__2PRFIN20081006_085842_000000612072_00394_34516_1958.N1	06-OCT-2008 08:58:42	Dark	61.000	2	Alp Car	-0.73600	7000.0	122	34516	No
115	GOM_NL__2PRFIN20081006_090731_000000382072_00394_34516_1959.N1	06-OCT-2008 09:07:31	Dark	38.000	143	Alp Hyi	2.8570	7200.0	76	34516	No
116	GOM_NL__2PRFIN20081006_090859_000000462072_00394_34516_1960.N1	06-OCT-2008 09:08:59	Dark	46.000	9	Alp Eri	0.45300	24000.	92	34516	No
117	GOM_NL__2PRFIN20081006_091100_000000482072_00394_34516_1961.N1	06-OCT-2008 09:11:00	Straylight	47.500	157	The1Eri	2.9060	9300.0	95	34516	No
118	GOM_NL__2PRFIN20081006_091412_000000422072_00394_34516_1962.N1	06-OCT-2008 09:14:12	Straylight	42.000	84	Alp Phe	2.3970	4500.0	84	34516	No
119	GOM_NL__2PRFIN20081006_092058_000000472072_00394_34516_1963.N1	06-OCT-2008 09:20:58	Straylight	47.000	52	16Bet Cet	2.0370	4500.0	94	34516	No
120	GOM_NL__2PRFIN20081006_093102_000000382072_00394_34516_1964.N1	06-OCT-2008 09:31:02	Bright	37.500	140	88Gam Peg	2.8340	26000.	75	34516	No
121	GOM_NL__2PRFIN20081006_093439_000000382072_00394_34516_1965.N1	06-OCT-2008 09:34:39	Bright	38.000	93	53Bet Peg	2.5200	3100.0	76	34516	No
122	GOM_NL__2PRFIN20081006_094328_000000372072_00394_34516_1966.N1	06-OCT-2008 09:43:28	Bright	36.500	68	18Alp Cas	2.2250	4500.0	73	34516	No
123	GOM_NL__2PRFIN20081006_094453_000000382072_00394_34516_1967.N1	06-OCT-2008 09:44:53	Bright	37.500	76	27Gam Cas	2.3000	30000.	75	34516	No
124	GOM_NL__2PRFIN20081006_095157_000000372072_00394_34516_1968.N1	06-OCT-2008 09:51:57	Bright	36.500	49	1Alp UMi	1.9900	6300.0	73	34516	No
125	GOM_NL__2PRFIN20081006_100003_000000372072_00394_34516_1969.N1	06-OCT-2008 10:00:03	Bright	36.500	36	50Alp UMa	1.8000	6300.0	73	34516	No
126	GOM_NL__2PRFIN20081006_100134_000000352072_00394_34516_1970.N1	06-OCT-2008 10:01:34	Bright	35.000	82	48Bet UMa	2.3650	10600.	70	34516	No
127	GOM_NL__2PRFIN20081006_101134_000000382072_00394_34516_1971.N1	06-OCT-2008 10:11:34	Bright	38.000	166	17Eps Leo	2.9800	6000.0	76	34516	No
128	GOM_NL__2PRFIN20081006_101441_000000332072_00394_34516_1972.N1	06-OCT-2008 10:14:41	Bright	33.000	22	32Alp Leo	1.3600	15200.	66	34516	No
129	GOM_NL__2PRFIN20081006_102127_000000472072_00394_34516_1973.N1	06-OCT-2008 10:21:27	Twilight	46.500	48	30Alp Hya	1.9770	4100.0	93	34516	No
130	GOM_NL__2PRFIN20081006_102909_000000482072_00394_34516_1974.N1	06-OCT-2008 10:29:09	Dark	48.000	132	15Rho Pup	2.8030	6900.0	96	34516	No
131	GOM_NL__2PRFIN20081006_103106_000000442072_00394_34516_1975.N1	06-OCT-2008 10:31:06	Dark	44.000	65	Lam Vel	2.2040	4400.0	88	34516	No
132	GOM_NL__2PRFIN20081006_103421_000000442072_00394_34516_1976.N1	06-OCT-2008 10:34:21	Dark	43.500	46	Del Vel	1.9540	10600.	87	34516	No
133	GOM_NL__2PRFIN20081006_103556_000000392072_00395_34517_1970.N1	06-OCT-2008 10:35:56	Dark	39.000	41	Eps Car	1.8600	4100.0	78	34517	No
134	GOM_NL__2PRFIN20081006_103755_000000442072_00395_34517_1971.N1	06-OCT-2008 10:37:55	Dark	44.000	161	Tau Pup	2.9310	4500.0	88	34517	No
135	GOM_NL__2PRFIN20081006_103919_000000612072_00395_34517_1972.N1	06-OCT-2008 10:39:19	Dark	60.500	2	Alp Car	-0.73600	7000.0	121	34517	No
136	GOM_NL__2PRFIN20081006_104808_000000382072_00395_34517_1973.N1	06-OCT-2008 10:48:08	Dark	38.000	143	Alp Hyi	2.8570	7200.0	76	34517	No
137	GOM_NL__2PRFIN20081006_104935_000000462072_00395_34517_1974.N1	06-OCT-2008 10:49:35	Dark	45.500	9	Alp Eri	0.45300	24000.	91	34517	No
138	GOM_NL__2PRFIN20081006_105137_000000482072_00395_34517_1975.N1	06-OCT-2008 10:51:37	Straylight	47.500	157	The1Eri	2.9060	9300.0	95	34517	No
139	GOM_NL__2PRFIN20081006_105448_000000442072_00395_34517_1976.N1	06-OCT-2008 10:54:48	Straylight	44.000	84	Alp Phe	2.3970	4500.0	88	34517	No
140	GOM_NL__2PRFIN20081006_110134_000000462072_00395_34517_1977.N1	06-OCT-2008 11:01:34	Straylight	45.500	52	16Bet Cet	2.0370	4500.0	91	34517	No
141	GOM_NL__2PRFIN20081006_111138_000000372072_00395_34517_1978.N1	06-OCT-2008 11:11:38	Bright	37.000	140	88Gam Peg	2.8340	26000.	74	34517	No
142	GOM_NL__2PRFIN20081006_111515_000000372072_00395_34517_1979.N1	06-OCT-2008 11:15:15	Bright	36.500	93	53Bet Peg	2.5200	3100.0	73	34517	No
143	GOM_NL__2PRFIN20081006_112403_000000402072_00395_34517_1980.N1	06-OCT-2008 11:24:03	Bright	39.500	68	18Alp Cas	2.2250	4500.0	79	34517	No
144	GOM_NL__2PRFIN20081006_112528_000000392072_00395_34517_1981.N1	06-OCT-2008 11:25:28	Bright	39.000	76	27Gam Cas	2.3000	30000.	78	34517	No
145	GOM_NL__2PRFIN20081006_113233_000000362072_00395_34517_1982.N1	06-OCT-2008 11:32:33	Bright	36.000	49	1Alp UMi	1.9900	6300.0	72	34517	No
146	GOM_NL__2PRFIN20081006_114039_000000352072_00395_34517_1983.N1	06-OCT-2008 11:40:39	Bright	35.000	36	50Alp UMa	1.8000	6300.0	70	34517	No
147	GOM_NL__2PRFIN20081006_114210_000000342072_00395_34517_1984.N1	06-OCT-2008 11:42:10	Bright	34.000	82	48Bet UMa	2.3650	10600.	68	34517	No
148	GOM_NL__2PRFIN20081006_115210_000000352072_00395_34517_1985.N1	06-OCT-2008 11:52:10	Bright	35.000	166	17Eps Leo	2.9800	6000.0	70	34517	No
149	GOM_NL__2PRFIN20081006_115517_000000342072_00395_34517_1986.N1	06-OCT-2008 11:55:17	Bright	34.000	22	32Alp Leo	1.3600	15200.	68	34517	No
150	GOM_NL__2PRFIN20081006_120203_000000512072_00395_34517_1987.N1	06-OCT-2008 12:02:03	Twilight	50.500	48	30Alp Hya	1.9770	4100.0	101	34517	No
151	GOM_NL__2PRFIN20081006_120946_000000482072_00395_34517_1988.N1	06-OCT-2008 12:09:46	Dark	47.500	132	15Rho Pup	2.8030	6900.0	95	34517	No
152	GOM_NL__2PRFIN20081006_121142_000000432072_00395_34517_1989.N1	06-OCT-2008 12:11:42	Dark	42.500	65	Lam Vel	2.2040	4400.0	85	34517	No
153	GOM_NL__2PRFIN20081006_121457_000000382072_00395_34517_1990.N1	06-OCT-2008 12:14:57	Dark	38.000	46	Del Vel	1.9540	10600.	76	34517	No
154	GOM_NL__2PRFIN20081006_121632_000000492072_00396_34518_1988.N1	06-OCT-2008 12:16:32	Dark	48.500	41	Eps Car	1.8600	4100.0	97	34518	No
155	GOM_NL__2PRFIN20081006_121832_000000452072_00396_34518_1989.N1	06-OCT-2008 12:18:32	Dark	45.000	161	Tau Pup	2.9310	4500.0	90	34518	No
156	GOM_NL__2PRFIN20081006_121956_000000472072_00396_34518_1990.N1	06-OCT-2008 12:19:56	Dark	46.500	2	Alp Car	-0.73600	7000.0	93	34518	No
157	GOM_NL__2PRFIN20081006_122844_000000372072_00396_34518_1991.N1	06-OCT-2008 12:28:44	Dark	37.000	143	Alp Hyi	2.8570	7200.0	74	34518	No
158	GOM_NL__2PRFIN20081006_123011_000000402072_00396_34518_1992.N1	06-OCT-2008 12:30:11	Dark	39.500	9	Alp Eri	0.45300	24000.	79	34518	No
159	GOM_NL__2PRFIN20081006_123213_000000482072_00396_34518_1993.N1	06-OCT-2008 12:32:13	Straylight	47.500	157	The1Eri	2.9060	9300.0	95	34518	No
160	GOM_NL__2PRFIN20081006_123525_000000392072_00396_34518_1994.N1	06-OCT-2008 12:35:25	Straylight	38.500	84	Alp Phe	2.3970	4500.0	77	34518	No

161	GOM_NL__2PRFIN20081006_124210_000000432072_00396_34518_1995.N1	06-OCT-2008 12:42:10	Straylight	43.000	52	16Bet Cet	2.0370	4500.0	86	34518	No
162	GOM_NL__2PRFIN20081006_125213_000000382072_00396_34518_1996.N1	06-OCT-2008 12:52:13	Bright	37.500	140	88Gam Peg	2.8340	26000.	75	34518	No
163	GOM_NL__2PRFIN20081006_125551_000000382072_00396_34518_1997.N1	06-OCT-2008 12:55:51	Bright	37.500	93	53Bet Peg	2.5200	3100.0	75	34518	No
164	GOM_NL__2PRFIN20081006_130439_000000402072_00396_34518_1998.N1	06-OCT-2008 13:04:39	Bright	40.000	68	18Alp Cas	2.2250	4500.0	80	34518	No
165	GOM_NL__2PRFIN20081006_130604_000000392072_00396_34518_1999.N1	06-OCT-2008 13:06:04	Bright	39.000	76	27Gam Cas	2.3000	30000.	78	34518	No
166	GOM_NL__2PRFIN20081006_131309_000000372072_00396_34518_2000.N1	06-OCT-2008 13:13:09	Bright	37.000	49	1Alp UMi	1.9900	6300.0	74	34518	No
167	GOM_NL__2PRFIN20081006_132115_000000342072_00396_34518_2001.N1	06-OCT-2008 13:21:15	Bright	34.000	36	50Alp UMa	1.8000	6300.0	68	34518	No
168	GOM_NL__2PRFIN20081006_132246_000000362072_00396_34518_2002.N1	06-OCT-2008 13:22:46	Bright	35.500	82	48Bet UMa	2.3650	10600.	71	34518	No
169	GOM_NL__2PRFIN20081006_133246_000000372072_00396_34518_2003.N1	06-OCT-2008 13:32:46	Bright	37.000	166	17Eps Leo	2.9800	6000.0	74	34518	No
170	GOM_NL__2PRFIN20081006_133553_000000362072_00396_34518_2004.N1	06-OCT-2008 13:35:53	Bright	36.000	22	32Alp Leo	1.3600	15200.	72	34518	No
171	GOM_NL__2PRFIN20081006_134239_000000492072_00396_34518_2005.N1	06-OCT-2008 13:42:39	Twilight	48.500	48	30Alp Hya	1.9770	4100.0	97	34518	No
172	GOM_NL__2PRFIN20081006_135023_000000502072_00396_34518_2006.N1	06-OCT-2008 13:50:23	Dark	49.500	132	15Rho Pup	2.8030	6900.0	99	34518	No
173	GOM_NL__2PRFIN20081006_135219_000000442072_00396_34518_2007.N1	06-OCT-2008 13:52:19	Dark	43.500	65	Lam Vel	2.2040	4400.0	87	34518	No
174	GOM_NL__2PRFIN20081006_135533_000000412072_00396_34518_2008.N1	06-OCT-2008 13:55:33	Dark	40.500	46	Del Vel	1.9540	10600.	81	34518	No
175	GOM_NL__2PRFIN20081006_135709_000000472072_00397_34519_2011.N1	06-OCT-2008 13:57:09	Dark	47.000	41	Eps Car	1.8600	4100.0	94	34519	No
176	GOM_NL__2PRFIN20081006_135908_000000442072_00397_34519_2012.N1	06-OCT-2008 13:59:08	Dark	44.000	161	Tau Pup	2.9310	4500.0	88	34519	No
177	GOM_NL__2PRFIN20081006_140032_000000482072_00397_34519_2013.N1	06-OCT-2008 14:00:32	Dark	48.000	2	Alp Car	-0.73600	7000.0	96	34519	No
178	GOM_NL__2PRFIN20081006_140920_000000372072_00397_34519_2014.N1	06-OCT-2008 14:09:20	Dark	36.500	143	Alp Hyi	2.8570	7200.0	73	34519	No
179	GOM_NL__2PRFIN20081006_141048_000000452072_00397_34519_2015.N1	06-OCT-2008 14:10:48	Dark	44.500	9	Alp Eri	0.45300	24000.	89	34519	No
180	GOM_NL__2PRFIN20081006_141249_000000482072_00397_34519_2016.N1	06-OCT-2008 14:12:49	Straylight	47.500	157	The1Eri	2.9060	9300.0	95	34519	No
181	GOM_NL__2PRFIN20081006_141601_000000402072_00397_34519_2017.N1	06-OCT-2008 14:16:01	Straylight	40.000	84	Alp Phe	2.3970	4500.0	80	34519	No
182	GOM_NL__2PRFIN20081006_142246_000000462072_00397_34519_2018.N1	06-OCT-2008 14:22:46	Straylight	46.000	52	16Bet Cet	2.0370	4500.0	92	34519	No
183	GOM_NL__2PRFIN20081006_143249_000000392072_00397_34519_2019.N1	06-OCT-2008 14:32:49	Bright	38.500	140	88Gam Peg	2.8340	26000.	77	34519	No
184	GOM_NL__2PRFIN20081006_143627_000000382072_00397_34519_2020.N1	06-OCT-2008 14:36:27	Bright	37.500	93	53Bet Peg	2.5200	3100.0	75	34519	No
185	GOM_NL__2PRFIN20081006_144514_000000372072_00397_34519_2021.N1	06-OCT-2008 14:45:14	Bright	36.500	68	18Alp Cas	2.2250	4500.0	73	34519	No
186	GOM_NL__2PRFIN20081006_144639_000000392072_00397_34519_2022.N1	06-OCT-2008 14:46:39	Bright	39.000	76	27Gam Cas	2.3000	30000.	78	34519	No
187	GOM_NL__2PRFIN20081006_145345_000000332072_00397_34519_2023.N1	06-OCT-2008 14:53:45	Bright	33.000	49	1Alp UMi	1.9900	6300.0	66	34519	No
188	GOM_NL__2PRFIN20081006_150151_000000332072_00397_34519_2024.N1	06-OCT-2008 15:01:51	Bright	33.000	36	50Alp UMa	1.8000	6300.0	66	34519	No
189	GOM_NL__2PRFIN20081006_150322_000000342072_00397_34519_2025.N1	06-OCT-2008 15:03:22	Bright	33.500	82	48Bet UMa	2.3650	10600.	67	34519	No
190	GOM_NL__2PRFIN20081006_151322_000000372072_00397_34519_2026.N1	06-OCT-2008 15:13:22	Bright	36.500	166	17Eps Leo	2.9800	6000.0	73	34519	No
191	GOM_NL__2PRFIN20081006_151629_000000352072_00397_34519_2027.N1	06-OCT-2008 15:16:29	Bright	35.000	22	32Alp Leo	1.3600	15200.	70	34519	No
192	GOM_NL__2PRFIN20081006_152316_000000522072_00397_34519_2028.N1	06-OCT-2008 15:23:16	Twilight	52.000	48	30Alp Hya	1.9770	4100.0	104	34519	No
193	GOM_NL__2PRFIN20081006_153100_000000512072_00397_34519_2029.N1	06-OCT-2008 15:31:00	Dark	51.000	132	15Rho Pup	2.8030	6900.0	102	34519	No
194	GOM_NL__2PRFIN20081006_153255_000000442072_00397_34519_2030.N1	06-OCT-2008 15:32:55	Dark	44.000	65	Lam Vel	2.2040	4400.0	88	34519	No
195	GOM_NL__2PRFIN20081006_153610_000000432072_00397_34519_2031.N1	06-OCT-2008 15:36:10	Dark	42.500	46	Del Vel	1.9540	10600.	85	34519	No
196	GOM_NL__2PRFIN20081006_153745_000000512072_00398_34520_2030.N1	06-OCT-2008 15:37:45	Dark	50.500	41	Eps Car	1.8600	4100.0	101	34520	No
197	GOM_NL__2PRFIN20081006_153945_000000452072_00398_34520_2031.N1	06-OCT-2008 15:39:45	Dark	44.500	161	Tau Pup	2.9310	4500.0	89	34520	No
198	GOM_NL__2PRFIN20081006_154109_000000472072_00398_34520_2032.N1	06-OCT-2008 15:41:09	Dark	46.500	2	Alp Car	-0.73600	7000.0	93	34520	No
199	GOM_NL__2PRFIN20081006_154956_000000382072_00398_34520_2033.N1	06-OCT-2008 15:49:56	Dark	37.500	143	Alp Hyi	2.8570	7200.0	75	34520	No
200	GOM_NL__2PRFIN20081006_155124_000000422072_00398_34520_2034.N1	06-OCT-2008 15:51:24	Dark	41.500	9	Alp Eri	0.45300	24000.	83	34520	No
201	GOM_NL__2PRFIN20081006_155326_000000492072_00398_34520_2035.N1	06-OCT-2008 15:53:26	Straylight	48.500	157	The1Eri	2.9060	9300.0	97	34520	No
202	GOM_NL__2PRFIN20081006_155637_000000422072_00398_34520_2036.N1	06-OCT-2008 15:56:37	Straylight	41.500	84	Alp Phe	2.3970	4500.0	83	34520	No
203	GOM_NL__2PRFIN20081006_160322_000000452072_00398_34520_2037.N1	06-OCT-2008 16:03:22	Straylight	45.000	52	16Bet Cet	2.0370	4500.0	90	34520	No
204	GOM_NL__2PRFIN20081006_161325_000000392072_00398_34520_2038.N1	06-OCT-2008 16:13:25	Bright	38.500	140	88Gam Peg	2.8340	26000.	77	34520	No
205	GOM_NL__2PRFIN20081006_161703_000000372072_00398_34520_2039.N1	06-OCT-2008 16:17:03	Bright	37.000	93	53Bet Peg	2.5200	3100.0	74	34520	No
206	GOM_NL__2PRFIN20081006_162550_000000402072_00398_34520_2040.N1	06-OCT-2008 16:25:50	Bright	39.500	68	18Alp Cas	2.2250	4500.0	79	34520	No
207	GOM_NL__2PRFIN20081006_162715_000000402072_00398_34520_2041.N1	06-OCT-2008 16:27:15	Bright	39.500	76	27Gam Cas	2.3000	30000.	79	34520	No
208	GOM_NL__2PRFIN20081006_163421_000000362072_00398_34520_2042.N1	06-OCT-2008 16:34:21	Bright	36.000	49	1Alp UMi	1.9900	6300.0	72	34520	No
209	GOM_NL__2PRFIN20081006_164227_000000372072_00398_34520_2043.N1	06-OCT-2008 16:42:27	Bright	37.000	36	50Alp UMa	1.8000	6300.0	74	34520	No
210	GOM_NL__2PRFIN20081006_164358_000000352072_00398_34520_2044.N1	06-OCT-2008 16:43:58	Bright	35.000	82	48Bet UMa	2.3650	10600.	70	34520	No
211	GOM_NL__2PRFIN20081006_165358_000000382072_00398_34520_2045.N1	06-OCT-2008 16:53:58	Bright	37.500	166	17Eps Leo	2.9800	6000.0	75	34520	No
212	GOM_NL__2PRFIN20081006_165706_000000362072_00398_34520_2046.N1	06-OCT-2008 16:57:06	Bright	35.500	22	32Alp Leo	1.3600	15200.	71	34520	No
213	GOM_NL__2PRFIN20081006_170352_000000482072_00398_34520_2047.N1	06-OCT-2008 17:03:52	Twilight	48.000	48	30Alp Hya	1.9770	4100.0	96	34520	No
214	GOM_NL__2PRFIN20081006_171137_000000522072_00398_34520_2048.N1	06-OCT-2008 17:11:37	Dark	52.000	132	15Rho Pup	2.8030	6900.0	104	34520	No
215	GOM_NL__2PRFIN20081006_171332_000000472072_00398_34520_2049.N1	06-OCT-2008 17:13:32	Dark	47.000	65	Lam Vel	2.2040	4400.0	94	34520	No
216	GOM_NL__2PRFIN20081006_171646_000000402072_00398_34520_2050.N1	06-OCT-2008 17:16:46	Dark	39.500	46	Del Vel	1.9540	10600.	79	34520	No
217	GOM_NL__2PRFIN20081006_171821_000000472072_00399_34521_2072.N1	06-OCT-2008 17:18:21	Dark	46.500	41	Eps Car	1.8600	4100.0	93	34521	No
218	GOM_NL__2PRFIN20081006_172022_000000442072_00399_34521_2073.N1	06-OCT-2008 17:20:22	Dark	43.500	161	Tau Pup	2.9310	4500.0	87	34521	No
219	GOM_NL__2PRFIN20081006_172146_000000492072_00399_34521_2074.N1	06-OCT-2008 17:21:46	Dark	49.000	2	Alp Car	-0.73600	7000.0	98	34521	No

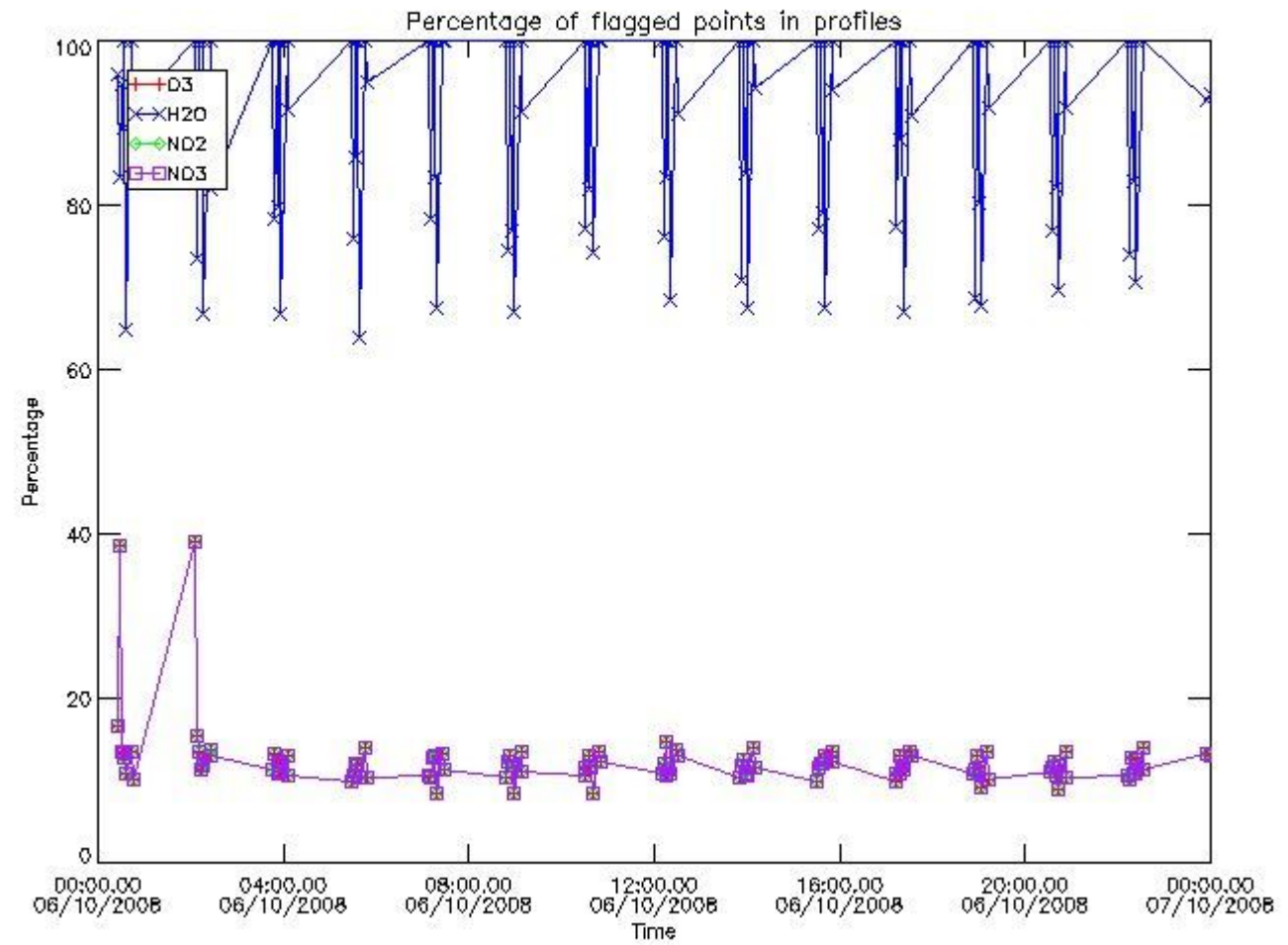
220	GOM_NL__2PRFIN20081006_173033_000000382072_00399_34521_2075.N1	06-OCT-2008 17:30:33	Dark	38.000	143	Alp Hyi	2.8570	7200.0	76	34521	No
221	GOM_NL__2PRFIN20081006_173200_000000392072_00399_34521_2076.N1	06-OCT-2008 17:32:00	Dark	39.000	9	Alp Eri	0.45300	24000.	78	34521	No
222	GOM_NL__2PRFIN20081006_173403_000000492072_00399_34521_2077.N1	06-OCT-2008 17:34:03	Straylight	48.500	157	The1Eri	2.9060	9300.0	97	34521	No
223	GOM_NL__2PRFIN20081006_173713_000000422072_00399_34521_2078.N1	06-OCT-2008 17:37:13	Straylight	42.000	84	Alp Phe	2.3970	4500.0	84	34521	No
224	GOM_NL__2PRFIN20081006_174359_000000472072_00399_34521_2079.N1	06-OCT-2008 17:43:59	Straylight	46.500	52	16Bet Cet	2.0370	4500.0	93	34521	No
225	GOM_NL__2PRFIN20081006_175401_000000372072_00399_34521_2080.N1	06-OCT-2008 17:54:01	Bright	36.500	140	88Gam Peg	2.8340	26000.	73	34521	No
226	GOM_NL__2PRFIN20081006_175740_000000352072_00399_34521_2081.N1	06-OCT-2008 17:57:40	Bright	35.000	93	53Bet Peg	2.5200	3100.0	70	34521	No
227	GOM_NL__2PRFIN20081006_180626_000000392072_00399_34521_2082.N1	06-OCT-2008 18:06:26	Bright	39.000	68	18Alp Cas	2.2250	4500.0	78	34521	No
228	GOM_NL__2PRFIN20081006_180751_000000392072_00399_34521_2083.N1	06-OCT-2008 18:07:51	Bright	39.000	76	27Gam Cas	2.3000	30000.	78	34521	No
229	GOM_NL__2PRFIN20081006_181457_000000372072_00399_34521_2084.N1	06-OCT-2008 18:14:57	Bright	36.500	49	1Alp UMi	1.9900	6300.0	73	34521	No
230	GOM_NL__2PRFIN20081006_182303_000000342072_00399_34521_2085.N1	06-OCT-2008 18:23:03	Bright	34.000	36	50Alp UMa	1.8000	6300.0	68	34521	No
231	GOM_NL__2PRFIN20081006_182434_000000352072_00399_34521_2086.N1	06-OCT-2008 18:24:34	Bright	35.000	82	48Bet UMa	2.3650	10600.	70	34521	No
232	GOM_NL__2PRFIN20081006_183434_000000422072_00399_34521_2087.N1	06-OCT-2008 18:34:34	Bright	41.500	166	17Eps Leo	2.9800	6000.0	83	34521	No
233	GOM_NL__2PRFIN20081006_183742_000000542072_00399_34521_2088.N1	06-OCT-2008 18:37:42	Bright	54.000	22	32Alp Leo	1.3600	15200.	108	34521	No
234	GOM_NL__2PRFIN20081006_184429_000000492072_00399_34521_2089.N1	06-OCT-2008 18:44:29	Twilight	48.500	48	30Alp Hya	1.9770	4100.0	97	34521	No
235	GOM_NL__2PRFIN20081006_185214_000000472072_00399_34521_2090.N1	06-OCT-2008 18:52:14	Dark	47.000	132	15Rho Pup	2.8030	6900.0	94	34521	No
236	GOM_NL__2PRFIN20081006_185408_000000452072_00399_34521_2091.N1	06-OCT-2008 18:54:08	Dark	45.000	65	Lam Vel	2.2040	4400.0	90	34521	No
237	GOM_NL__2PRFIN20081006_185723_000000402072_00399_34521_2092.N1	06-OCT-2008 18:57:23	Dark	39.500	46	Del Vel	1.9540	10600.	79	34521	No
238	GOM_NL__2PRFIN20081006_185858_000000492072_00400_34522_2096.N1	06-OCT-2008 18:58:58	Dark	48.500	41	Eps Car	1.8600	4100.0	97	34522	No
239	GOM_NL__2PRFIN20081006_190059_000000462072_00400_34522_2097.N1	06-OCT-2008 19:00:59	Dark	46.000	161	Tau Pup	2.9310	4500.0	92	34522	No
240	GOM_NL__2PRFIN20081006_190223_000000562072_00400_34522_2098.N1	06-OCT-2008 19:02:23	Dark	56.000	2	Alp Car	-0.73600	7000.0	112	34522	No
241	GOM_NL__2PRFIN20081006_191109_000000382072_00400_34522_2099.N1	06-OCT-2008 19:11:09	Dark	38.000	143	Alp Hyi	2.8570	7200.0	76	34522	No
242	GOM_NL__2PRFIN20081006_191237_000000502072_00400_34522_2100.N1	06-OCT-2008 19:12:37	Dark	50.000	9	Alp Eri	0.45300	24000.	100	34522	No
243	GOM_NL__2PRFIN20081006_191439_000000482072_00400_34522_2101.N1	06-OCT-2008 19:14:39	Straylight	48.000	157	The1Eri	2.9060	9300.0	96	34522	No
244	GOM_NL__2PRFIN20081006_191749_000000382072_00400_34522_2102.N1	06-OCT-2008 19:17:49	Straylight	38.000	84	Alp Phe	2.3970	4500.0	76	34522	No
245	GOM_NL__2PRFIN20081006_192435_000000442072_00400_34522_2103.N1	06-OCT-2008 19:24:35	Straylight	44.000	52	16Bet Cet	2.0370	4500.0	88	34522	No
246	GOM_NL__2PRFIN20081006_193437_000000372072_00400_34522_2104.N1	06-OCT-2008 19:34:37	Bright	37.000	140	88Gam Peg	2.8340	26000.	74	34522	No
247	GOM_NL__2PRFIN20081006_193816_000000372072_00400_34522_2105.N1	06-OCT-2008 19:38:16	Bright	37.000	93	53Bet Peg	2.5200	3100.0	74	34522	No
248	GOM_NL__2PRFIN20081006_194701_000000402072_00400_34522_2106.N1	06-OCT-2008 19:47:01	Bright	40.000	68	18Alp Cas	2.2250	4500.0	80	34522	No
249	GOM_NL__2PRFIN20081006_194826_000000452072_00400_34522_2107.N1	06-OCT-2008 19:48:26	Bright	45.000	76	27Gam Cas	2.3000	30000.	90	34522	No
250	GOM_NL__2PRFIN20081006_195533_000000362072_00400_34522_2108.N1	06-OCT-2008 19:55:33	Bright	36.000	49	1Alp UMi	1.9900	6300.0	72	34522	No
251	GOM_NL__2PRFIN20081006_200339_000000352072_00400_34522_2109.N1	06-OCT-2008 20:03:39	Bright	34.500	36	50Alp UMa	1.8000	6300.0	69	34522	No
252	GOM_NL__2PRFIN20081006_200510_000000342072_00400_34522_2110.N1	06-OCT-2008 20:05:10	Bright	33.500	82	48Bet UMa	2.3650	10600.	67	34522	No
253	GOM_NL__2PRFIN20081006_201511_000000422072_00400_34522_2111.N1	06-OCT-2008 20:15:11	Bright	42.000	166	17Eps Leo	2.9800	6000.0	84	34522	No
254	GOM_NL__2PRFIN20081006_201818_000000372072_00400_34522_2112.N1	06-OCT-2008 20:18:18	Bright	36.500	22	32Alp Leo	1.3600	15200.	73	34522	No
255	GOM_NL__2PRFIN20081006_202505_000000492072_00400_34522_2113.N1	06-OCT-2008 20:25:05	Twilight	48.500	48	30Alp Hya	1.9770	4100.0	97	34522	No
256	GOM_NL__2PRFIN20081006_203251_000000462072_00400_34522_2114.N1	06-OCT-2008 20:32:51	Dark	46.000	132	15Rho Pup	2.8030	6900.0	92	34522	No
257	GOM_NL__2PRFIN20081006_203444_000000532072_00400_34522_2115.N1	06-OCT-2008 20:34:44	Dark	52.500	65	Lam Vel	2.2040	4400.0	105	34522	No
258	GOM_NL__2PRFIN20081006_203759_000000422072_00400_34522_2116.N1	06-OCT-2008 20:37:59	Dark	41.500	46	Del Vel	1.9540	10600.	83	34522	No
259	GOM_NL__2PRFIN20081006_203934_000000482072_00401_34523_2117.N1	06-OCT-2008 20:39:34	Dark	48.000	41	Eps Car	1.8600	4100.0	96	34523	No
260	GOM_NL__2PRFIN20081006_204135_000000442072_00401_34523_2118.N1	06-OCT-2008 20:41:35	Dark	43.500	161	Tau Pup	2.9310	4500.0	87	34523	No
261	GOM_NL__2PRFIN20081006_204259_000000572072_00401_34523_2119.N1	06-OCT-2008 20:42:59	Dark	56.500	2	Alp Car	-0.73600	7000.0	113	34523	No
262	GOM_NL__2PRFIN20081006_205145_000000382072_00401_34523_2120.N1	06-OCT-2008 20:51:45	Dark	38.000	143	Alp Hyi	2.8570	7200.0	76	34523	No
263	GOM_NL__2PRFIN20081006_205313_000000502072_00401_34523_2121.N1	06-OCT-2008 20:53:13	Dark	49.500	9	Alp Eri	0.45300	24000.	99	34523	No
264	GOM_NL__2PRFIN20081006_205516_000000472072_00401_34523_2122.N1	06-OCT-2008 20:55:16	Straylight	47.000	157	The1Eri	2.9060	9300.0	94	34523	No
265	GOM_NL__2PRFIN20081006_205825_000000412072_00401_34523_2123.N1	06-OCT-2008 20:58:25	Straylight	40.500	84	Alp Phe	2.3970	4500.0	81	34523	No
266	GOM_NL__2PRFIN20081006_210511_000000452072_00401_34523_2124.N1	06-OCT-2008 21:05:11	Straylight	44.500	52	16Bet Cet	2.0370	4500.0	89	34523	No
267	GOM_NL__2PRFIN20081006_211513_000000382072_00401_34523_2125.N1	06-OCT-2008 21:15:13	Bright	37.500	140	88Gam Peg	2.8340	26000.	75	34523	No
268	GOM_NL__2PRFIN20081006_211852_000000382072_00401_34523_2126.N1	06-OCT-2008 21:18:52	Bright	37.500	93	53Bet Peg	2.5200	3100.0	75	34523	No
269	GOM_NL__2PRFIN20081006_212737_000000402072_00401_34523_2127.N1	06-OCT-2008 21:27:37	Bright	39.500	68	18Alp Cas	2.2250	4500.0	79	34523	No
270	GOM_NL__2PRFIN20081006_212902_000000392072_00401_34523_2128.N1	06-OCT-2008 21:29:02	Bright	39.000	76	27Gam Cas	2.3000	30000.	78	34523	No
271	GOM_NL__2PRFIN20081006_213608_000000362072_00401_34523_2129.N1	06-OCT-2008 21:36:08	Bright	36.000	49	1Alp UMi	1.9900	6300.0	72	34523	No
272	GOM_NL__2PRFIN20081006_214415_000000372072_00401_34523_2130.N1	06-OCT-2008 21:44:15	Bright	36.500	36	50Alp UMa	1.8000	6300.0	73	34523	No
273	GOM_NL__2PRFIN20081006_214546_000000352072_00401_34523_2131.N1	06-OCT-2008 21:45:46	Bright	34.500	82	48Bet UMa	2.3650	10600.	69	34523	No
274	GOM_NL__2PRFIN20081006_215547_000000382072_00401_34523_2132.N1	06-OCT-2008 21:55:47	Bright	38.000	166	17Eps Leo	2.9800	6000.0	76	34523	No
275	GOM_NL__2PRFIN20081006_215854_000000392072_00401_34523_2133.N1	06-OCT-2008 21:58:54	Bright	38.500	22	32Alp Leo	1.3600	15200.	77	34523	No
276	GOM_NL__2PRFIN20081006_220542_000000492072_00401_34523_2134.N1	06-OCT-2008 22:05:42	Twilight	49.000	48	30Alp Hya	1.9770	4100.0	98	34523	No
277	GOM_NL__2PRFIN20081006_221328_000000482072_00401_34523_2135.N1	06-OCT-2008 22:13:28	Dark	48.000	132	15Rho Pup	2.8030	6900.0	96	34523	No
278	GOM_NL__2PRFIN20081006_221521_000000512072_00401_34523_2136.N1	06-OCT-2008 22:15:21	Dark	50.500	65	Lam Vel	2.2040	4400.0	101	34523	No

279	GOM_NL__2PRFIN20081006_221835_000000402072_00401_34523_2137.N1	06-OCT-2008 22:18:35	Dark	40.000	46	Del Vel	1.9540	10600.	80	34523	No
280	GOM_NL__2PRFIN20081006_222010_000000482072_00402_34524_2139.N1	06-OCT-2008 22:20:10	Dark	47.500	41	Eps Car	1.8600	4100.0	95	34524	No
281	GOM_NL__2PRFIN20081006_222212_000000452072_00402_34524_2140.N1	06-OCT-2008 22:22:12	Dark	44.500	161	Tau Pup	2.9310	4500.0	89	34524	No
282	GOM_NL__2PRFIN20081006_222336_000000472072_00402_34524_2141.N1	06-OCT-2008 22:23:36	Dark	46.500	2	Alp Car	-0.73600	7000.0	93	34524	No
283	GOM_NL__2PRFIN20081006_223221_000000372072_00402_34524_2142.N1	06-OCT-2008 22:32:21	Dark	36.500	143	Alp Hyi	2.8570	7200.0	73	34524	No
284	GOM_NL__2PRFIN20081006_223349_000000452072_00402_34524_2143.N1	06-OCT-2008 22:33:49	Dark	45.000	9	Alp Eri	0.45300	24000.	90	34524	No
285	GOM_NL__2PRFIN20081006_223552_000000452072_00402_34524_2144.N1	06-OCT-2008 22:35:52	Straylight	45.000	157	The1Eri	2.9060	9300.0	90	34524	No
286	GOM_NL__2PRFIN20081006_223902_000000402072_00402_34524_2145.N1	06-OCT-2008 22:39:02	Straylight	40.000	84	Alp Phe	2.3970	4500.0	80	34524	No
287	GOM_NL__2PRFIN20081006_224547_000000452072_00402_34524_2146.N1	06-OCT-2008 22:45:47	Straylight	45.000	52	16Bet Cet	2.0370	4500.0	90	34524	No
288	GOM_NL__2PRFIN20081006_225548_000000382072_00402_34524_2147.N1	06-OCT-2008 22:55:48	Bright	38.000	140	88Gam Peg	2.8340	26000.	76	34524	No
289	GOM_NL__2PRFIN20081006_225928_000000372072_00402_34524_2148.N1	06-OCT-2008 22:59:28	Bright	37.000	93	53Bet Peg	2.5200	3100.0	74	34524	No
290	GOM_NL__2PRFIN20081006_230813_000000402072_00402_34524_2149.N1	06-OCT-2008 23:08:13	Bright	40.000	68	18Alp Cas	2.2250	4500.0	80	34524	No
291	GOM_NL__2PRFIN20081006_230937_000000392072_00402_34524_2150.N1	06-OCT-2008 23:09:37	Bright	39.000	76	27Gam Cas	2.3000	30000.	78	34524	No
292	GOM_NL__2PRFIN20081006_231644_000000372072_00402_34524_2151.N1	06-OCT-2008 23:16:44	Bright	36.500	49	1Alp UMi	1.9900	6300.0	73	34524	No
293	GOM_NL__2PRFIN20081006_232451_000000372072_00402_34524_2152.N1	06-OCT-2008 23:24:51	Bright	36.500	36	50Alp UMa	1.8000	6300.0	73	34524	No
294	GOM_NL__2PRFIN20081006_232622_000000352072_00402_34524_2153.N1	06-OCT-2008 23:26:22	Bright	35.000	82	48Bet UMa	2.3650	10600.	70	34524	No
295	GOM_NL__2PRFIN20081006_233623_000000372072_00402_34524_2154.N1	06-OCT-2008 23:36:23	Bright	37.000	166	17Eps Leo	2.9800	6000.0	74	34524	No
296	GOM_NL__2PRFIN20081006_233930_000000352072_00402_34524_2155.N1	06-OCT-2008 23:39:30	Bright	34.500	22	32Alp Leo	1.3600	15200.	69	34524	No
297	GOM_NL__2PRFIN20081006_234618_000000512072_00402_34524_2156.N1	06-OCT-2008 23:46:18	Twilight	51.000	48	30Alp Hya	1.9770	4100.0	102	34524	No
298	GOM_NL__2PRFIN20081006_235557_000000422072_00402_34524_2157.N1	06-OCT-2008 23:55:57	Dark	42.000	65	Lam Vel	2.2040	4400.0	84	34524	No
299	GOM_NL__2PRFIN20081006_235911_000000392072_00402_34524_2158.N1	06-OCT-2008 23:59:11	Dark	39.000	46	Del Vel	1.9540	10600.	78	34524	No

### *3. Quality information per product*

In this section it is plotted some information contained in the Quality Summary data set of the level 2 products. Only products in dark limb conditions and without errors (error flag in the MPH set to "0") are used.

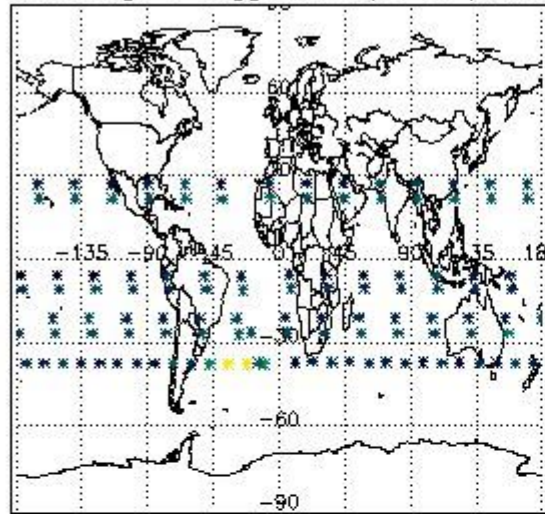
#### *3.1 Plot quality information per product (time dependant)*



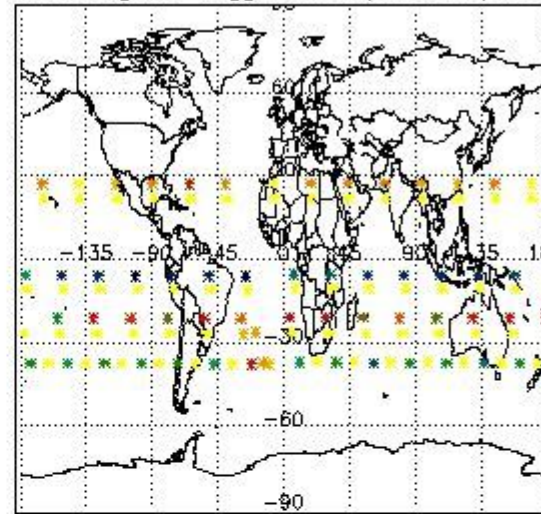
3.2 Plot quality information per product (world map)



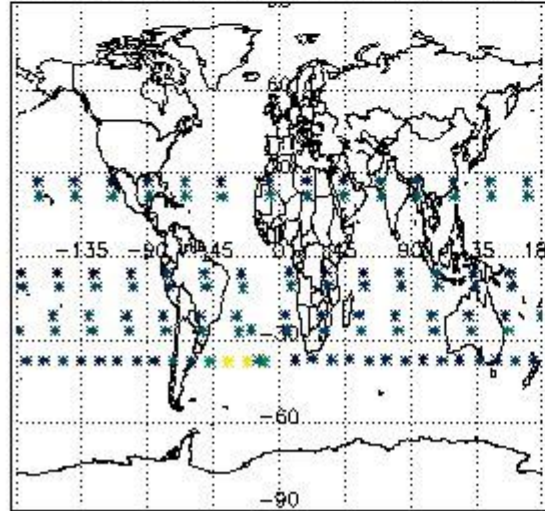
Percentage of flagged data per O3 profile



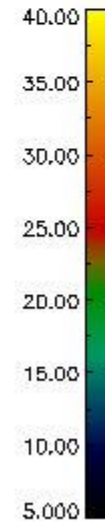
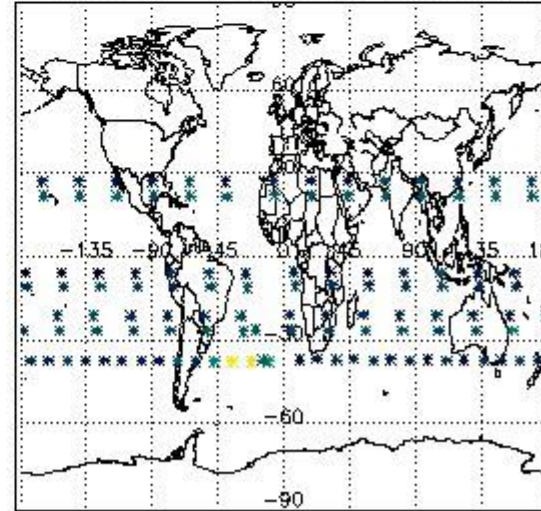
Percentage of flagged data per H2O profile



Percentage of flagged data per NO2 profile



Percentage of flagged data per NO3 profile

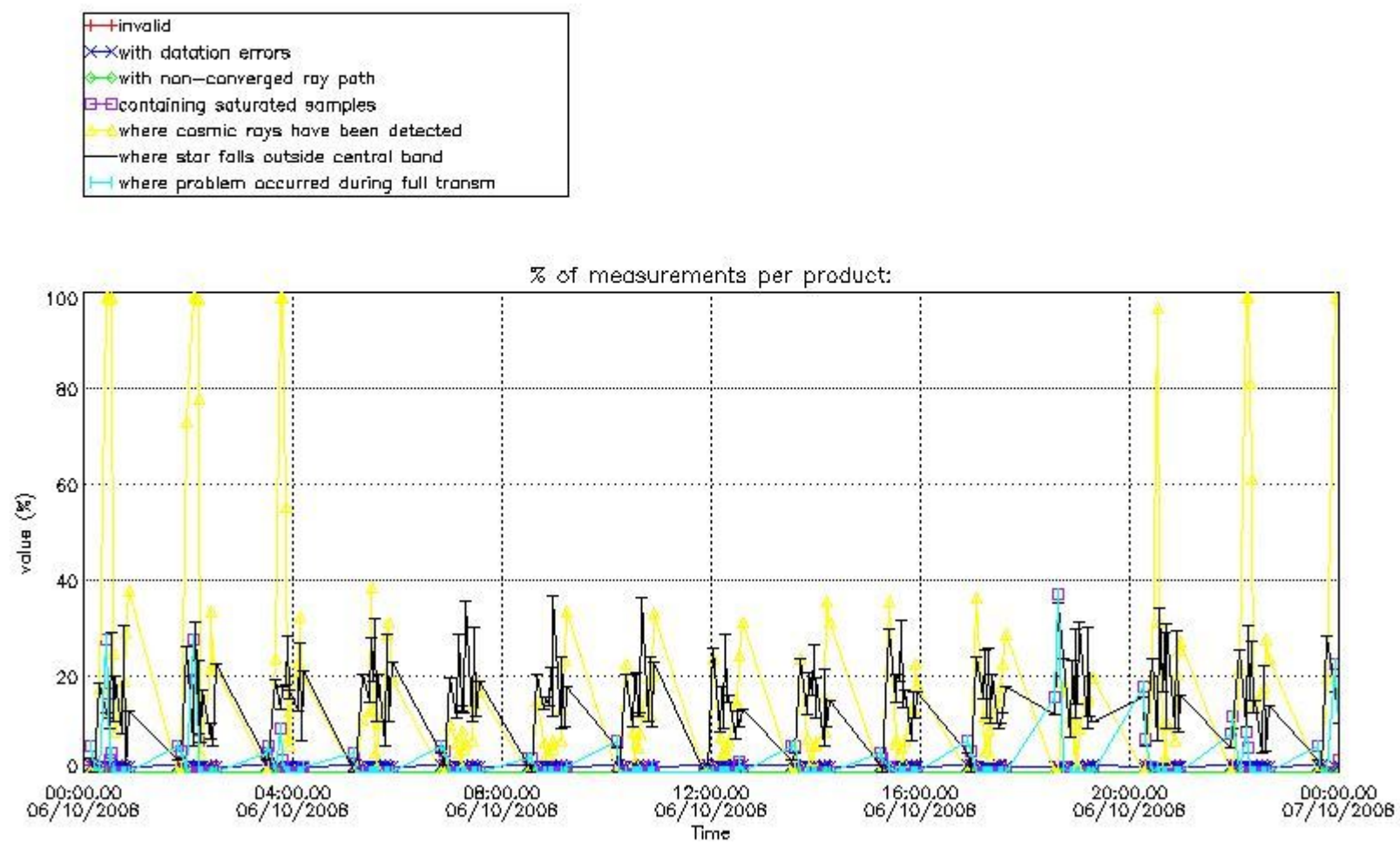


#### 4. Level 1 quality information per product

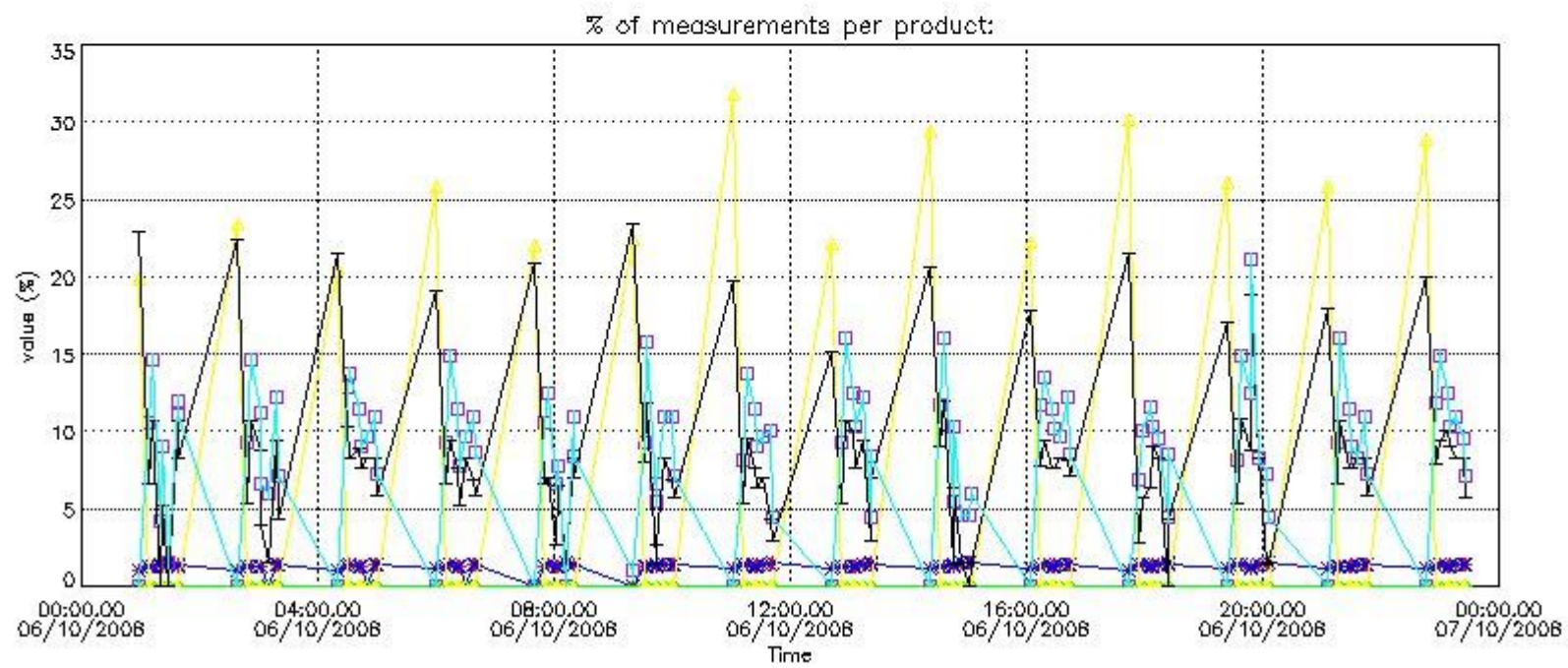
In this section it is plotted some information contained in the Quality Summary data set of the level 2 products that comes from the level 1b processing. Products without errors (error flag in the MPH set to "0") are used.

##### 4.1 Plot quality information per product (time dependant) coming from level 1b processing

###### 4.1.1 Plot level 1 quality information per product (time dependant): ENVISAT ASCENDING passes



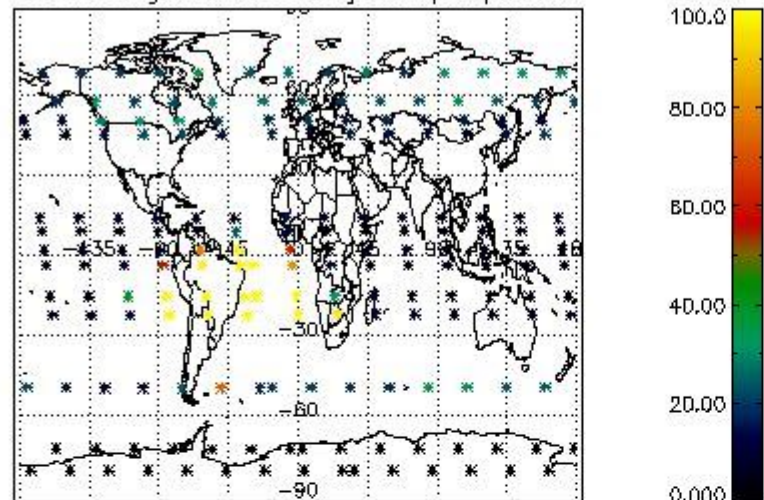
4.1.2 Plot level 1 quality information per product (time dependant): ENVI SAT DESCENDING passes



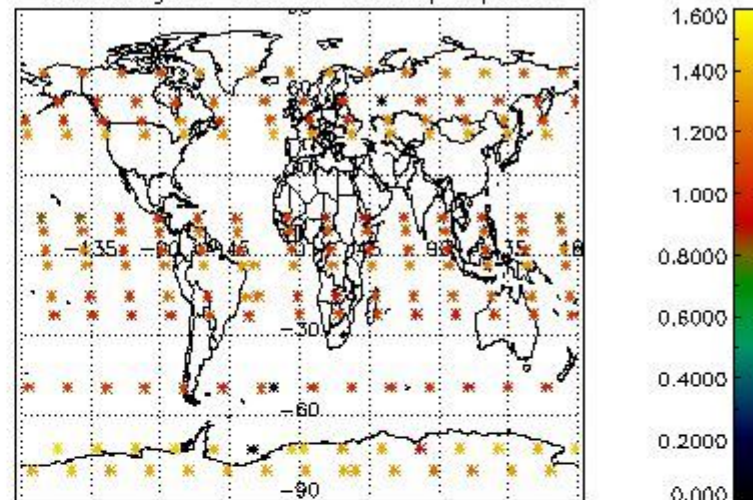
*4.2 Plot quality information per product coming from level 1b processing (world map)*

*4.2.1 Plot level 1 quality information per product (world map): ENVISAT ASCENDING passes*

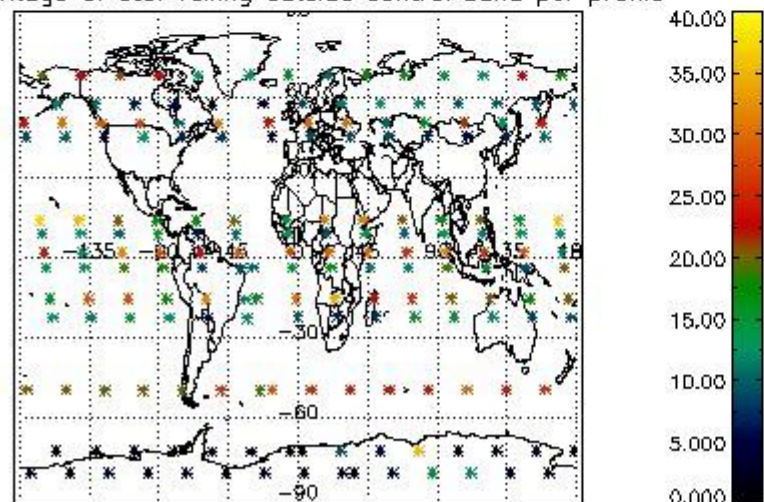
Percentage of cosmic ray hits per profile



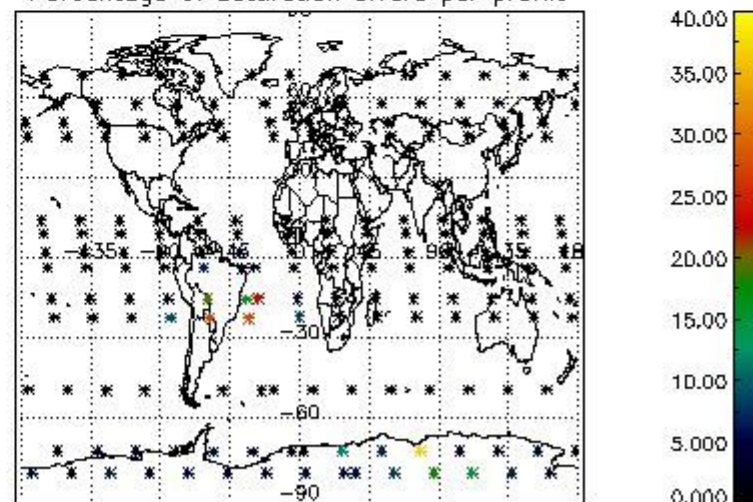
Percentage of datation errors per profile



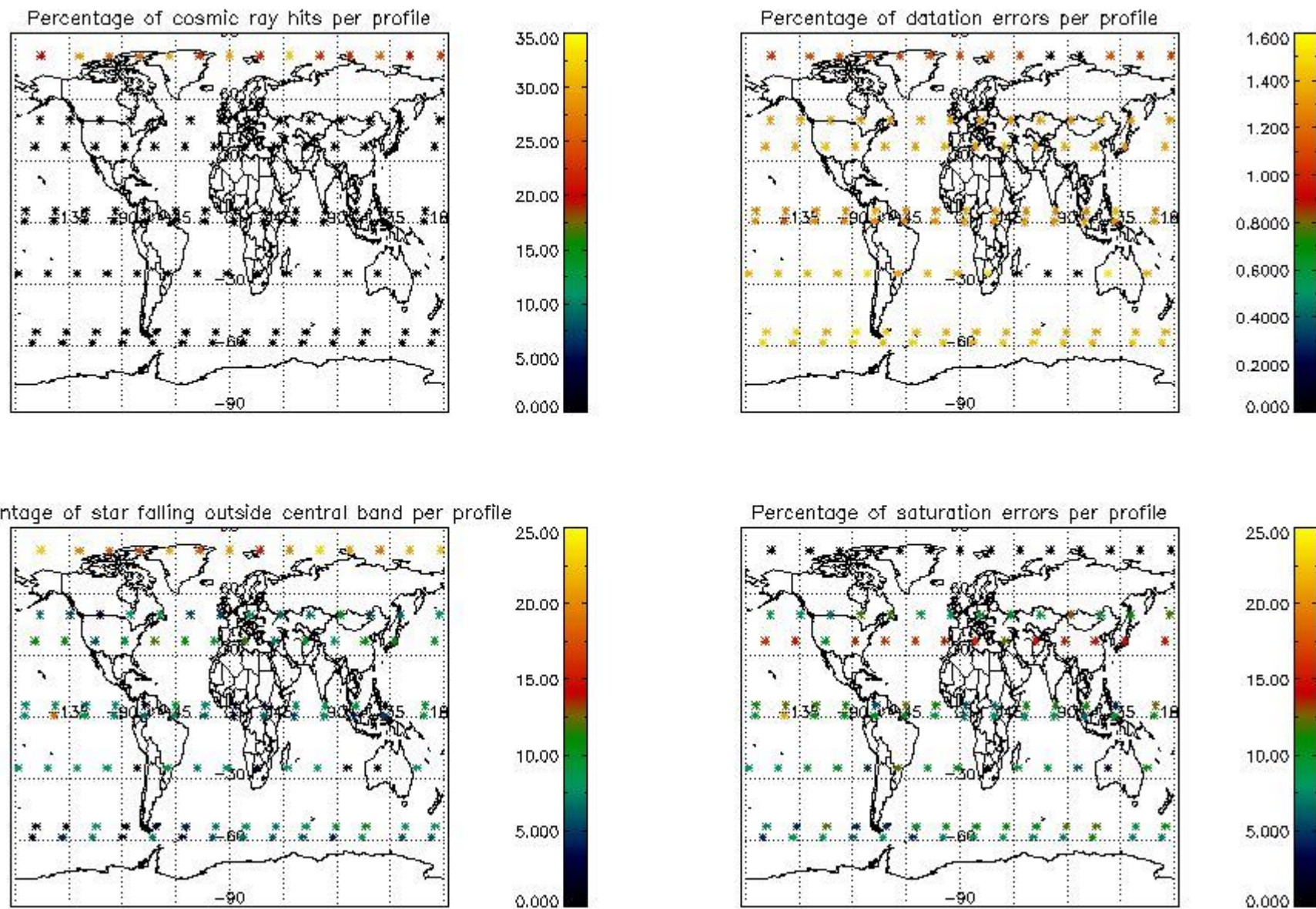
Percentage of star falling outside central band per profile



Percentage of saturation errors per profile



4.2.2 Plot level 1 quality information per product (world map): ENVISAT DESCENDING passes



## 5. Trace gas profiles

### 5.1 Ozone statistics based on quality of products

The final quality of the products can be "measured" using the STD (Standard Deviation) attached to every point profile. This information is written to the parameter GOM\_NL\_\_2P/NL\_LOCAL\_SPECIES\_DENSITY/o3\_std of the level 2 products. The table below shows the statistics for given STD ranges.

The statistics are given with respect to the overall valid production:

- Products without fatal errors: GOM\_NL\_\_2P/MPH/PRODUCT\_ERR=0
- Valid point profile: GOM\_NL\_\_2P/NL\_LOCAL\_SPECIES\_DENSITY/pcd(0)=0

The 'Criteria' is applied to valid points of dark limb products:

- Products in dark limb illumination condition: GOM\_NL\_\_2P/NL\_SUMMARY\_QUALITY/obs\_ill\_cond=0
- Products without fatal errors: GOM\_NL\_\_2P/MPH/PRODUCT\_ERR=0
- Valid point profile: GOM\_NL\_\_2P/NL\_LOCAL\_SPECIES\_DENSITY/pcd(0)=0

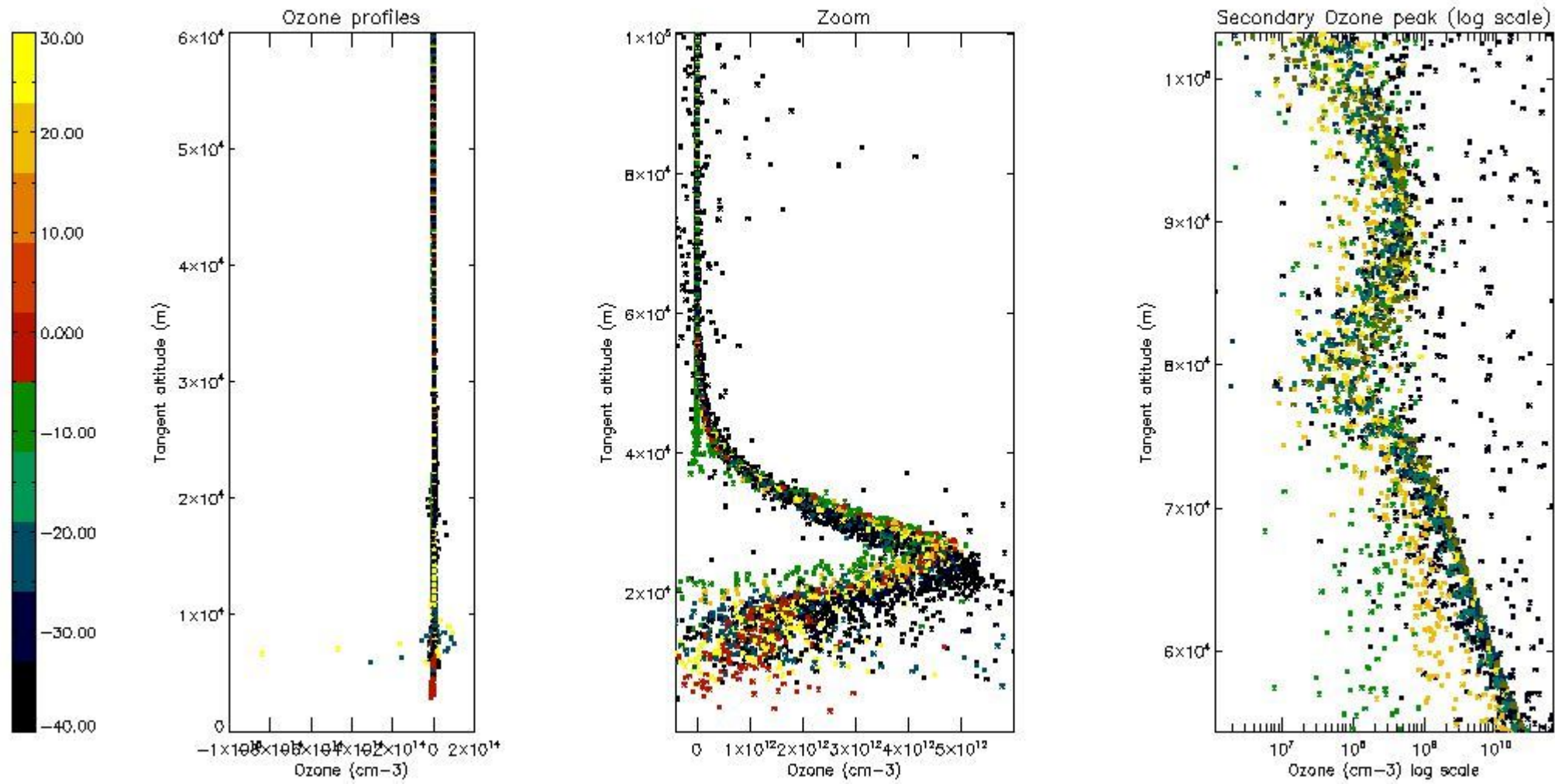
So, the table below shows the percentage of dark limb and valid observations for each criteria with respect to the overall valid daily observations.

Criteria	% of total production
All STD	42
STD < 20	19

STD < 10	14
STD < 5	7

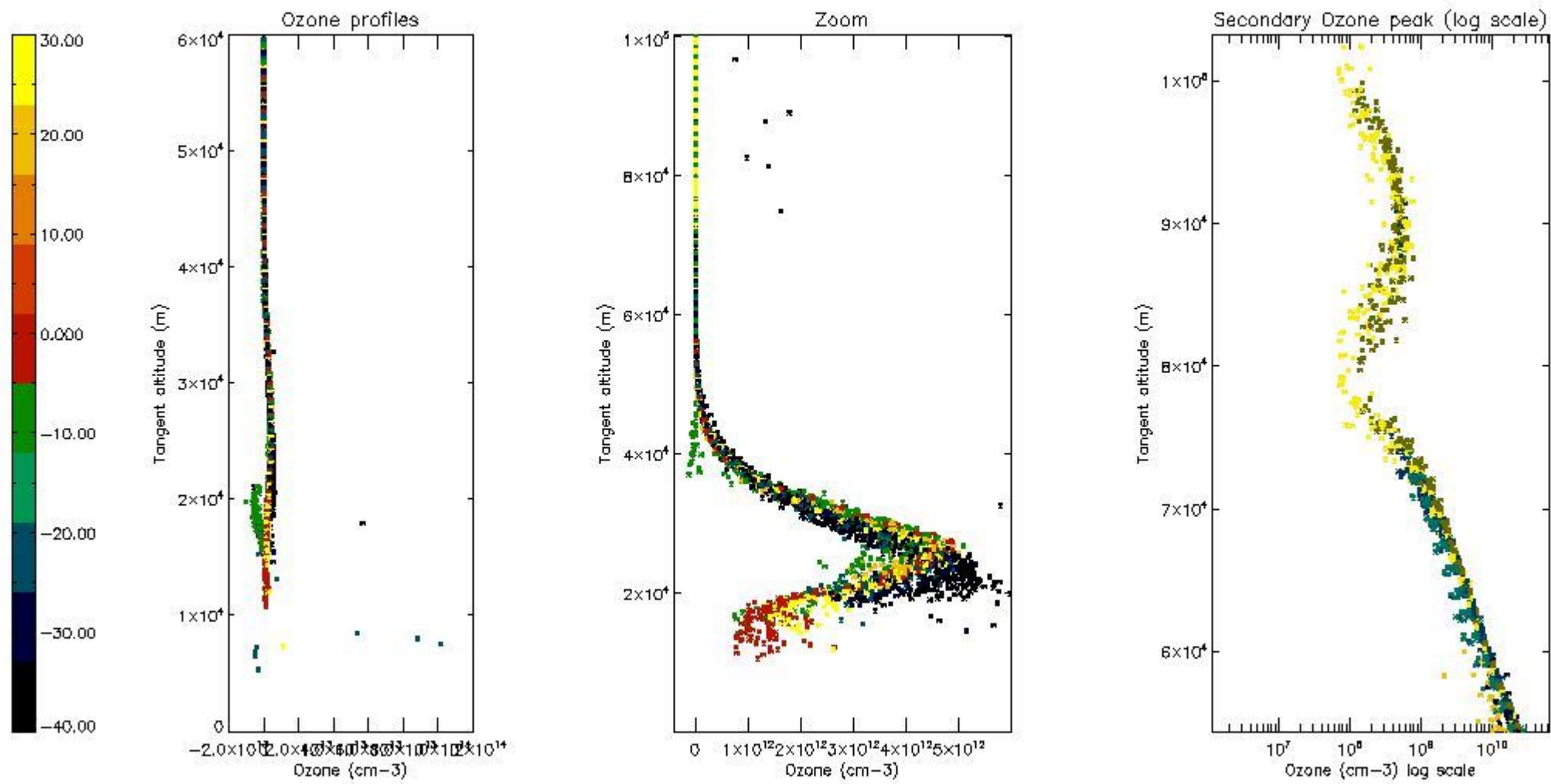
5.2 Plot ozone profiles for all STD (dark without errors)

The colorbar represents the latitude.



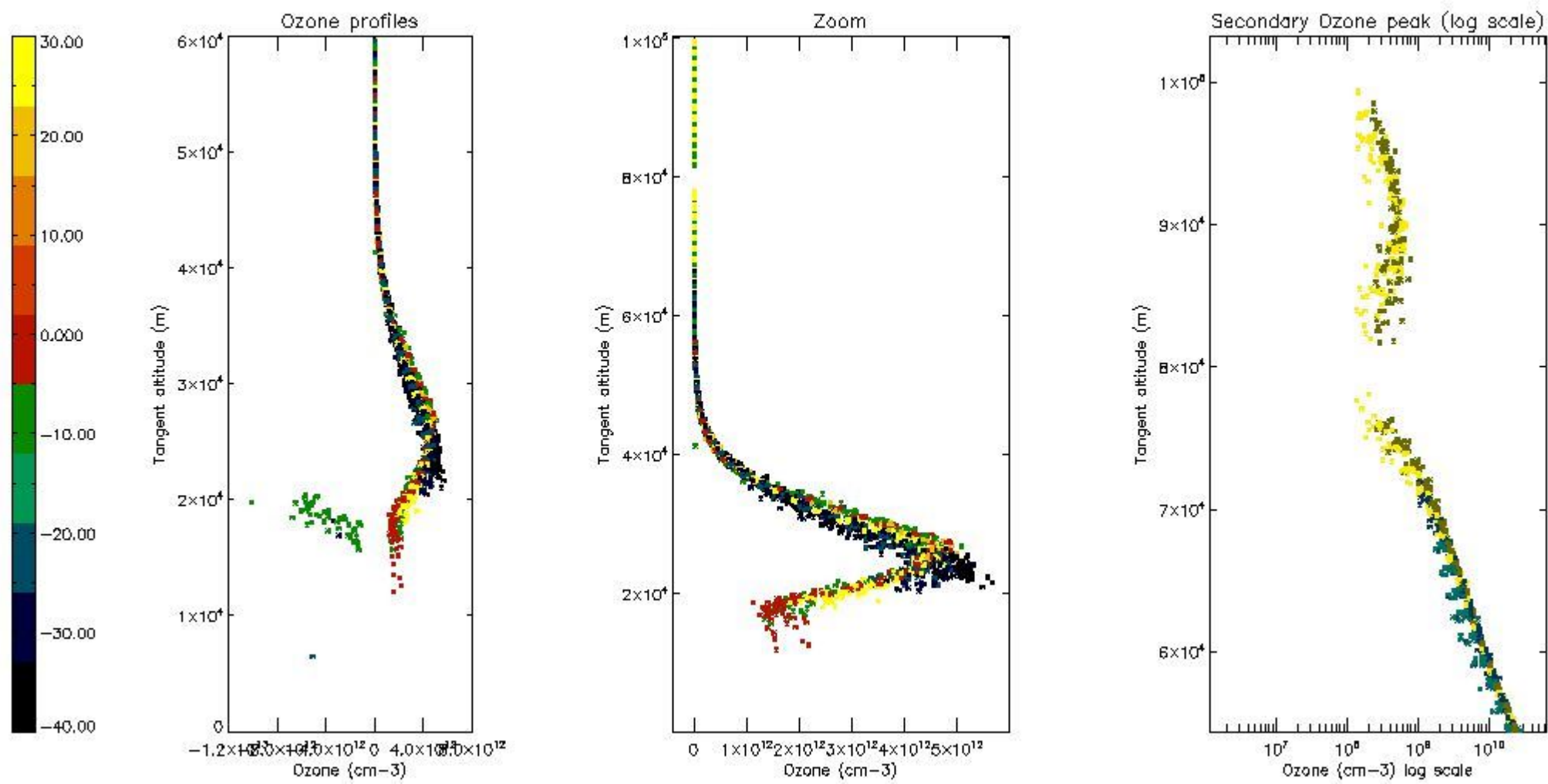
5.3 Plot ozone profiles where STD < 20% (dark without errors)

The colorbar represents the latitude.



5.4 Plot ozone profiles where  $STD < 10\%$  (dark without errors)

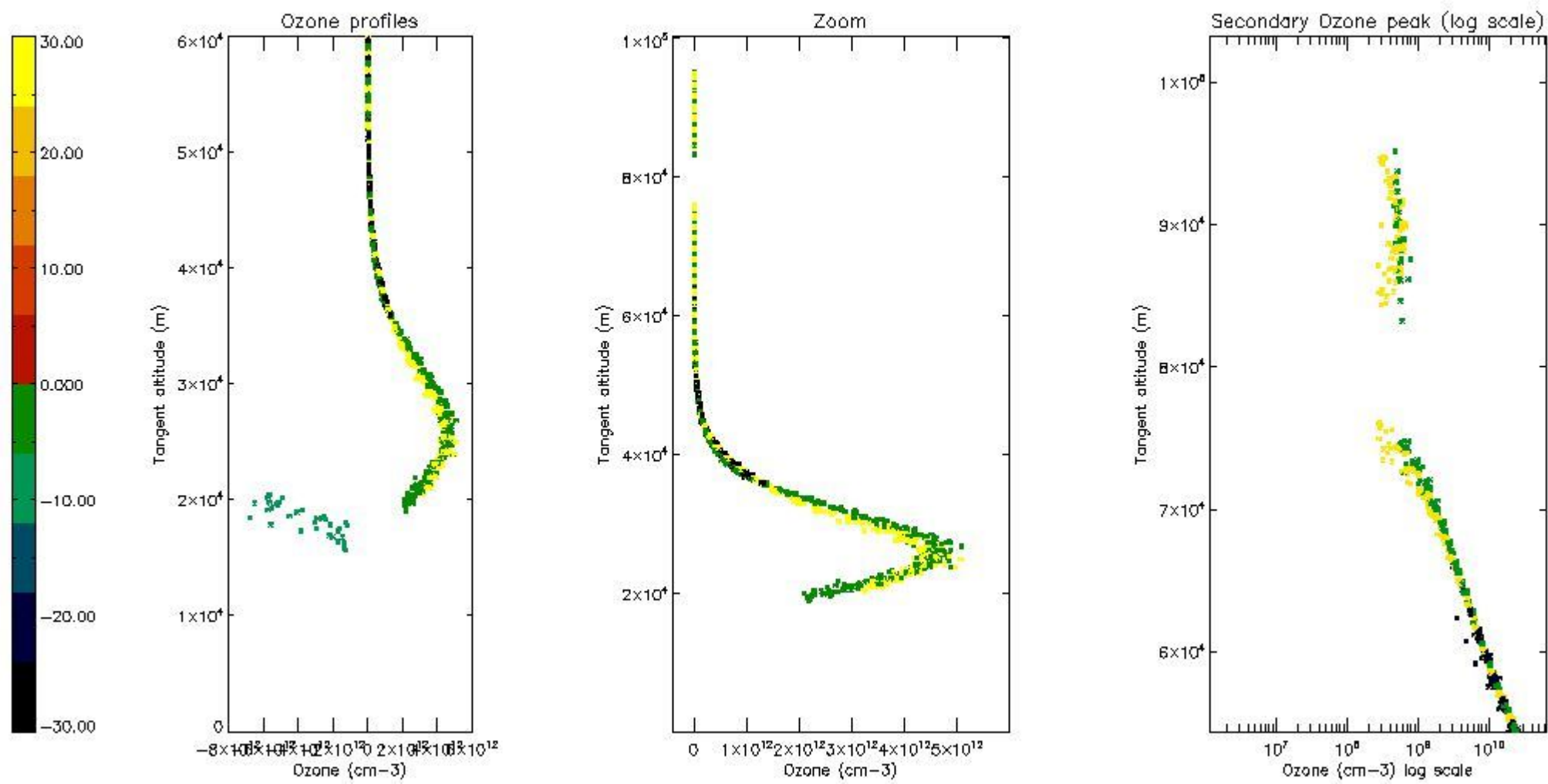
The colorbar represents the latitude.



*5.5 Plot ozone profiles where STD < 5% (dark without errors)*

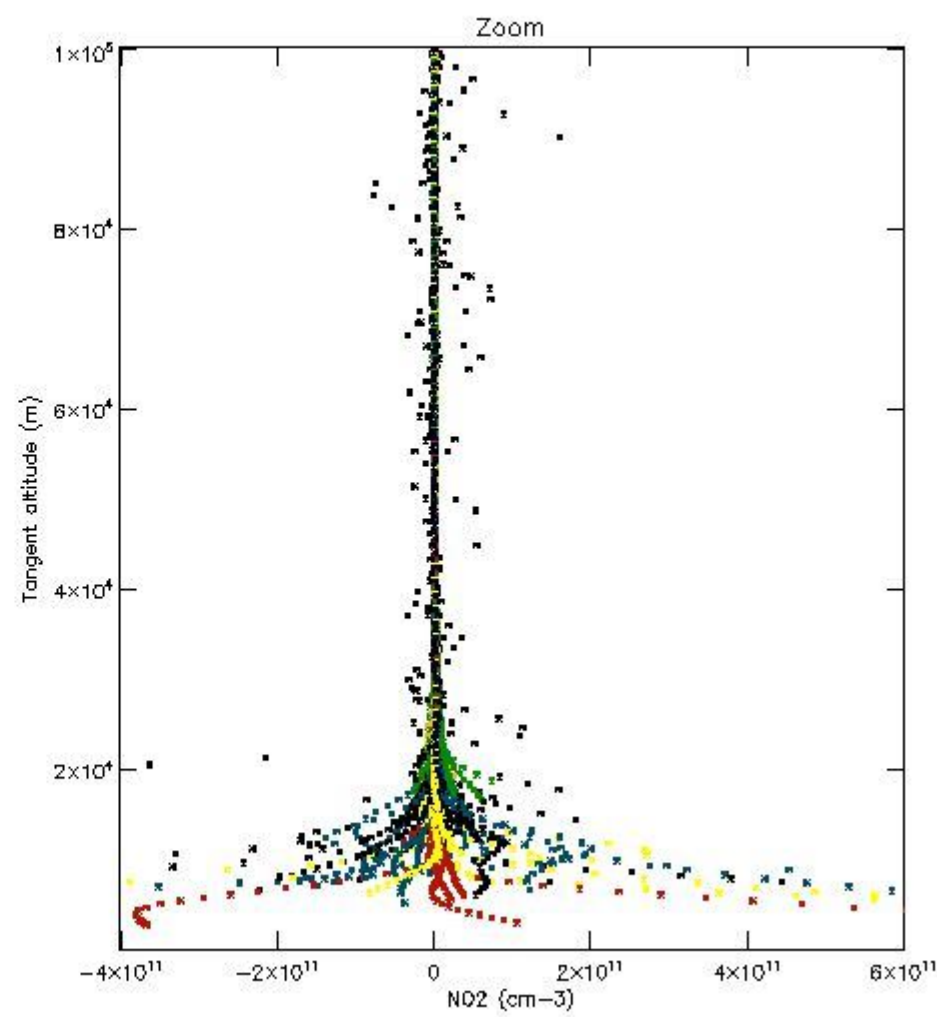
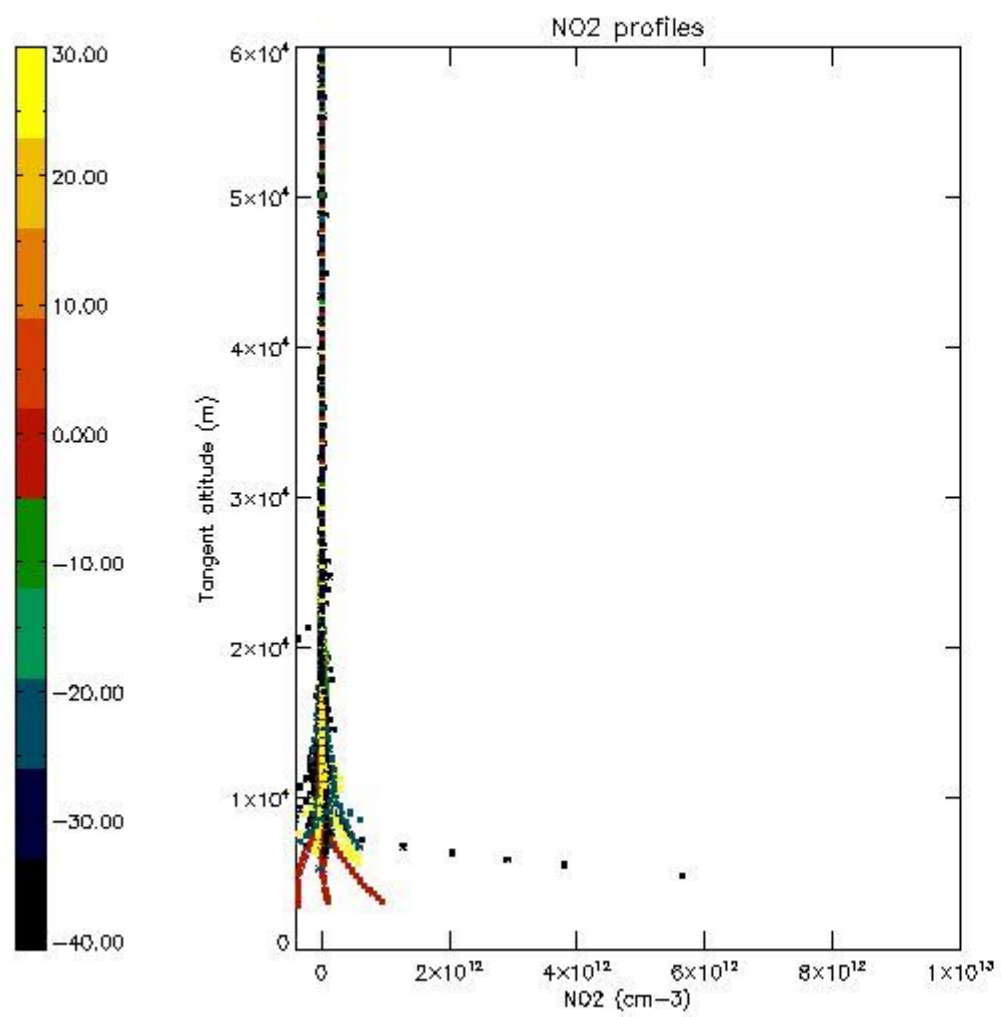
The colorbar represents the latitude.





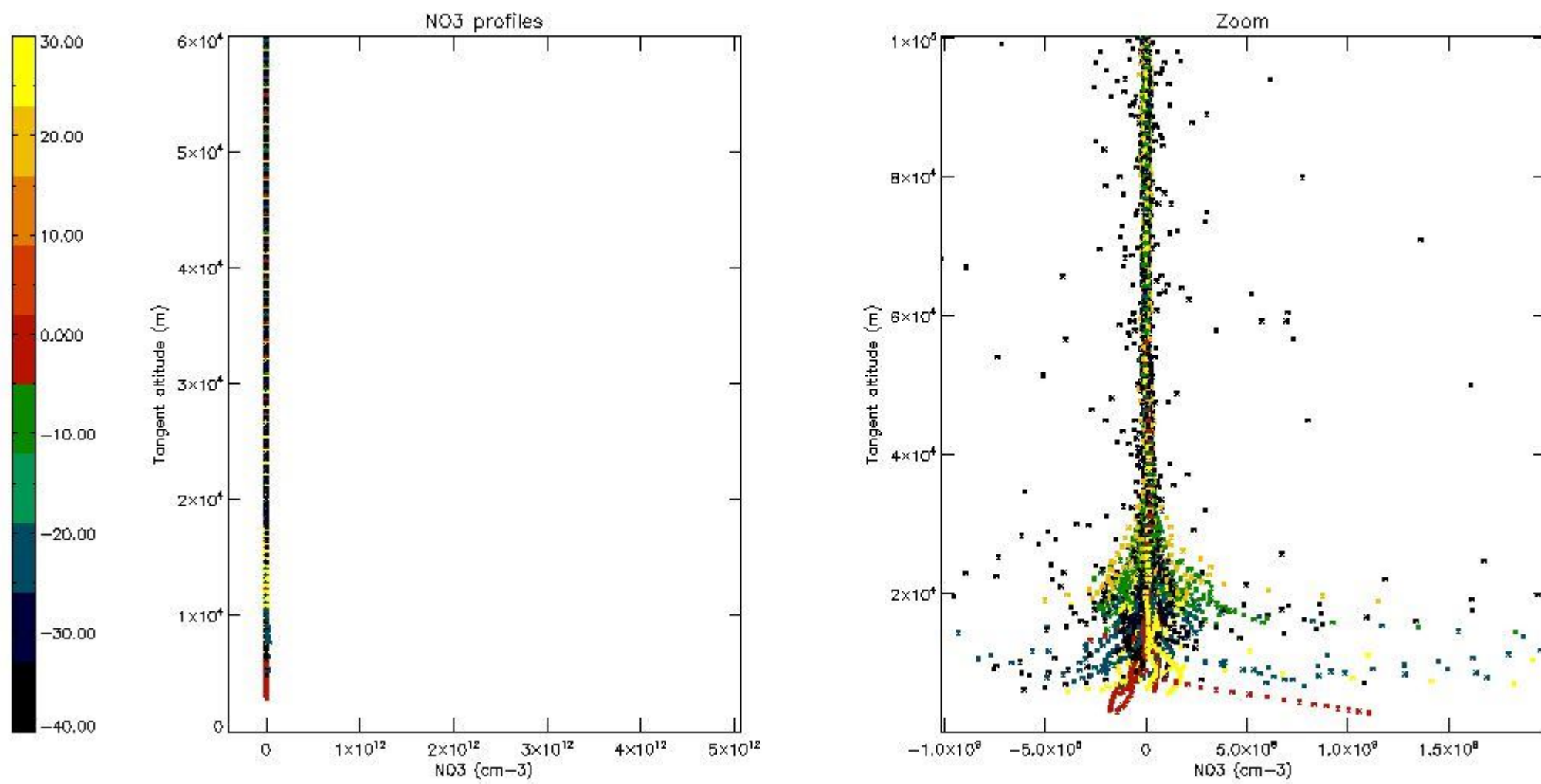
*5.6 Plot NO<sub>2</sub> profiles for all STD (dark without errors)*

The colorbar represents the latitude.



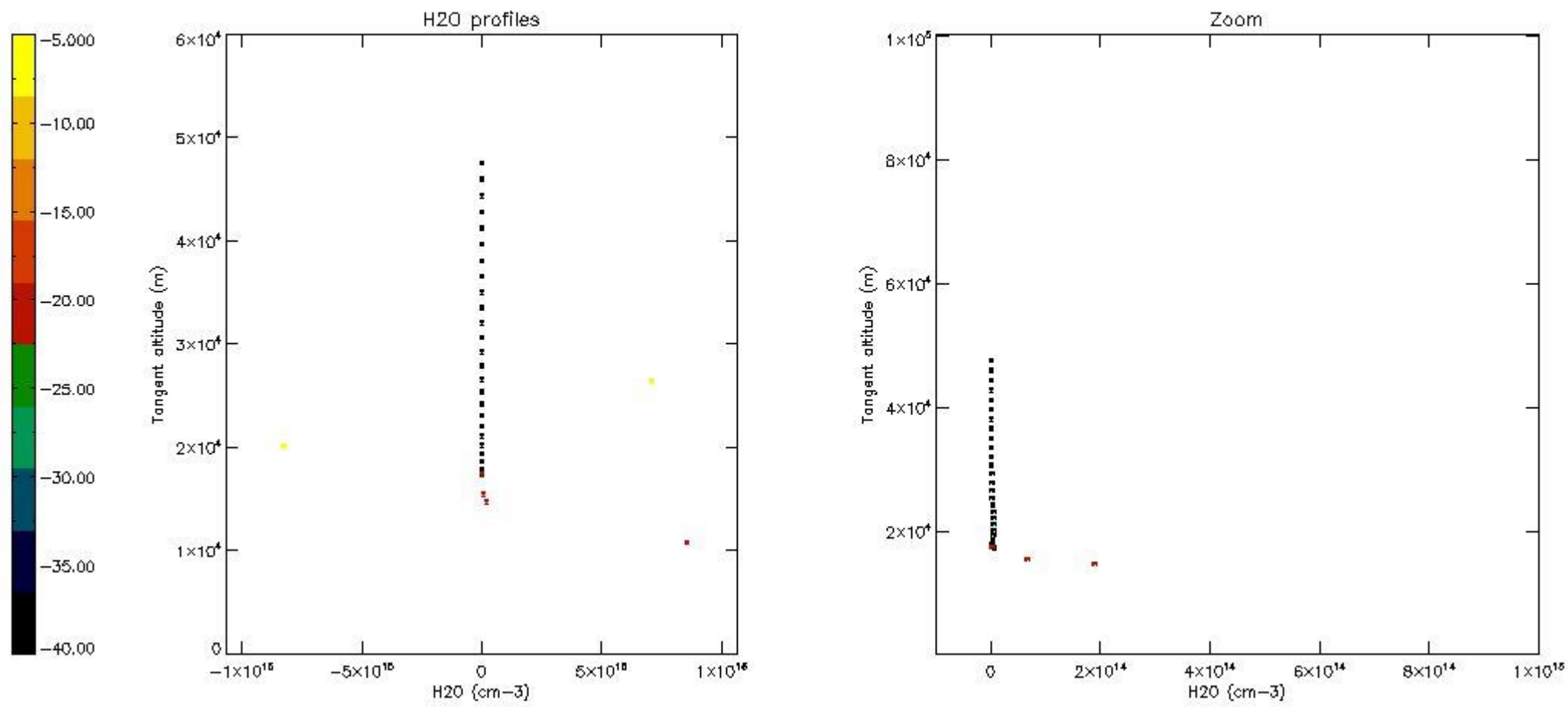
*5.7 Plot NO3 profiles for all STD (dark without errors)*

The colorbar represents the latitude.



5.8 Plot H<sub>2</sub>O profiles for all STD (only for occultations of stars 1,2,3,4,13,14,16,26,63 dark without errors)

The colorbar represents the latitude.



## 6. Auxiliary Data Files used for the production reported in section 2

The number reported in the third column indicates since which file (see list in section 2) the corresponding auxiliary file has been used. The fourth column is the date of those product files.

Type	Auxiliary Filename	Used since product	Used since product date
INST_PHYS_CHARACTERISTICS	GOM_INS_AXVIEC20091111_143220_20030716_120000_20500101_000000	1	06-OCT-2008 00:07:57
LEVEL-2_PROC_CONFIG	GOM_PR2_AXVIEC20091111_152718_20020301_000000_20500101_000000	1	06-OCT-2008 00:07:57
CROSS_SECTIONS_FILE	GOM_CRS_AXVIEC20091111_154832_20020301_000000_20500101_000000	1	06-OCT-2008 00:07:57

# GOMOS Level 2 Daily Report

## SUMMARY

### [1. General Info](#)

### [2. Summary of processed GOM\\_NL\\_2P products](#)

### [3. Level 2 Quality information per product](#)

#### [3.1 Plot of level 2 quality information per product \(time dependant\)](#)

#### [3.2 Plot of level 2 quality information per product \(world map\)](#)

### [4. Level 1 Quality information per product \(stored on level 2 products\)](#)

#### [4.1 Plot of level 1 quality information per product \(time dependant\)](#)

##### [4.1.1 Plot of level 1 quality information per product \(time dependant\): ASCENDING](#)

##### [4.1.2 Plot of level 1 quality information per product \(time dependant\): DESCENDING](#)

#### [4.2 Plot of level 1 quality information per product \(world map\)](#)

##### [4.2.1 Plot of level 1 quality information per product \(world map\): ASCENDING](#)

##### [4.2.2 Plot of level 1 quality information per product \(world map\): DESCENDING](#)

### [5. Ozone profiles based on quality statistics and other trace gas profiles](#)

#### [5.1 Ozone statistics based on quality of products](#)

#### [5.2 Plot ozone profiles for all STD \(dark without errors\)](#)

#### [5.3 Plot ozone profiles where STD < 20% \(dark without errors\)](#)

#### [5.4. Plot ozone profiles where STD < 10% \(dark without errors\)](#)

#### [5.5. Plot ozone profiles where STD < 5% \(dark without errors\)](#)

#### [5.6 Plot NO2 profiles for all STD \(dark without errors\)](#)

#### [5.7 Plot NO3 profiles for all STD \(dark without errors\)](#)

#### [5.8 Plot H2O profiles \(only for occultations of stars 1,2,3,4,13,14,16,26,63 dark without errors\) for all STD](#)

### [6. Auxiliary Data Files used for the production reported in section 2](#)

This report presents the daily analysis on parameters extracted from GOMOS level 2 data (GOM\_NL\_\_2P). It is intended to monitor some important parameters that will impact the quality of these products. A list of level 2 products (and content) that have arrived during the reporting day to the PCF is also given.

Item	Value
Time of report generation	25APR2013 20:39:42
Data source version	GOMOS/6.01
Start time of products	06-10-2008 (06OCT2008 00:00:00)
Stop time of products	07-10-2008 (07OCT2008 00:00:00)
Store outputs in DB	Yes
Nb of level 2 prods	299
Nb of prods with errors	0

## 2. Summary of processed GOM\_NL\_\_2P products.

Nr	Filename	UTC Start time	Limb	Duration	Star Id	Star Name	Star Mag	Star Temp	Nb Meas	Orbit	Prod. error
1	GOM_NL__2PRFIN20081006_000757_000000372072_00388_34510_1877.N1	06-OCT-2008 00:07:57	Bright	36.500	166	17Eps Leo	2.9800	6000.0	73	34510	No
2	GOM_NL__2PRFIN20081006_001104_000000352072_00388_34510_1878.N1	06-OCT-2008 00:11:04	Bright	34.500	22	32Alp Leo	1.3600	15200.	69	34510	No
3	GOM_NL__2PRFIN20081006_001748_000000462072_00388_34510_1879.N1	06-OCT-2008 00:17:48	Twilight	45.500	48	30Alp Hya	1.9770	4100.0	91	34510	No
4	GOM_NL__2PRFIN20081006_002528_000000492072_00388_34510_1880.N1	06-OCT-2008 00:25:28	Dark	49.000	132	15Rho Pup	2.8030	6900.0	98	34510	No
5	GOM_NL__2PRFIN20081006_002727_000000402072_00388_34510_1881.N1	06-OCT-2008 00:27:27	Dark	39.500	65	Lam Vel	2.2040	4400.0	79	34510	No
6	GOM_NL__2PRFIN20081006_003042_000000382072_00388_34510_1882.N1	06-OCT-2008 00:30:42	Dark	38.000	46	Del Vel	1.9540	10600.	76	34510	No
7	GOM_NL__2PRFIN20081006_003218_000000482072_00389_34511_1883.N1	06-OCT-2008 00:32:18	Dark	48.000	41	Eps Car	1.8600	4100.0	96	34511	No
8	GOM_NL__2PRFIN20081006_003414_000000432072_00389_34511_1884.N1	06-OCT-2008 00:34:14	Dark	42.500	161	Tau Pup	2.9310	4500.0	85	34511	No
9	GOM_NL__2PRFIN20081006_003538_000000482072_00389_34511_1885.N1	06-OCT-2008 00:35:38	Dark	47.500	2	Alp Car	-0.73600	7000.0	95	34511	No
10	GOM_NL__2PRFIN20081006_004430_000000382072_00389_34511_1886.N1	06-OCT-2008 00:44:30	Dark	38.000	143	Alp Hyi	2.8570	7200.0	76	34511	No
11	GOM_NL__2PRFIN20081006_004557_000000512072_00389_34511_1887.N1	06-OCT-2008 00:45:57	Dark	50.500	9	Alp Eri	0.45300	24000.	101	34511	No
12	GOM_NL__2PRFIN20081006_004757_000000432072_00389_34511_1888.N1	06-OCT-2008 00:47:57	Straylight	43.000	157	The1Eri	2.9060	9300.0	86	34511	No
13	GOM_NL__2PRFIN20081006_005111_000000402072_00389_34511_1889.N1	06-OCT-2008 00:51:11	Straylight	39.500	84	Alp Phe	2.3970	4500.0	79	34511	No
14	GOM_NL__2PRFIN20081006_005758_000000482072_00389_34511_1890.N1	06-OCT-2008 00:57:58	Straylight	48.000	52	16Bet Cet	2.0370	4500.0	96	34511	No
15	GOM_NL__2PRFIN20081006_010803_000000382072_00389_34511_1891.N1	06-OCT-2008 01:08:03	Bright	38.000	140	88Gam Peg	2.8340	26000.	76	34511	No
16	GOM_NL__2PRFIN20081006_011139_000000382072_00389_34511_1892.N1	06-OCT-2008 01:11:39	Bright	37.500	93	53Bet Peg	2.5200	3100.0	75	34511	No
17	GOM_NL__2PRFIN20081006_012029_000000362072_00389_34511_1893.N1	06-OCT-2008 01:20:29	Bright	35.500	68	18Alp Cas	2.2250	4500.0	71	34511	No
18	GOM_NL__2PRFIN20081006_012154_000000392072_00389_34511_1894.N1	06-OCT-2008 01:21:54	Bright	38.500	76	27Gam Cas	2.3000	30000.	77	34511	No
19	GOM_NL__2PRFIN20081006_012857_000000332072_00389_34511_1895.N1	06-OCT-2008 01:28:57	Bright	32.500	49	1Alp UMi	1.9900	6300.0	65	34511	No
20	GOM_NL__2PRFIN20081006_013702_000000382072_00389_34511_1896.N1	06-OCT-2008 01:37:02	Bright	37.500	36	50Alp UMa	1.8000	6300.0	75	34511	No
21	GOM_NL__2PRFIN20081006_013834_000000362072_00389_34511_1897.N1	06-OCT-2008 01:38:34	Bright	36.000	82	48Bet UMa	2.3650	10600.	72	34511	No
22	GOM_NL__2PRFIN20081006_014833_000000372072_00389_34511_1898.N1	06-OCT-2008 01:48:33	Bright	37.000	166	17Eps Leo	2.9800	6000.0	74	34511	No
23	GOM_NL__2PRFIN20081006_015140_000000352072_00389_34511_1899.N1	06-OCT-2008 01:51:40	Bright	35.000	22	32Alp Leo	1.3600	15200.	70	34511	No
24	GOM_NL__2PRFIN20081006_015824_000000502072_00389_34511_1900.N1	06-OCT-2008 01:58:24	Twilight	50.000	48	30Alp Hya	1.9770	4100.0	100	34511	No
25	GOM_NL__2PRFIN20081006_020604_000000462072_00389_34511_1901.N1	06-OCT-2008 02:06:04	Dark	45.500	132	15Rho Pup	2.8030	6900.0	91	34511	No
26	GOM_NL__2PRFIN20081006_020804_000000502072_00389_34511_1902.N1	06-OCT-2008 02:08:04	Dark	49.500	65	Lam Vel	2.2040	4400.0	99	34511	No
27	GOM_NL__2PRFIN20081006_021119_000000382072_00389_34511_1903.N1	06-OCT-2008 02:11:19	Dark	38.000	46	Del Vel	1.9540	10600.	76	34511	No
28	GOM_NL__2PRFIN20081006_021254_000000452072_00390_34512_1896.N1	06-OCT-2008 02:12:54	Dark	45.000	41	Eps Car	1.8600	4100.0	90	34512	No
29	GOM_NL__2PRFIN20081006_021451_000000412072_00390_34512_1897.N1	06-OCT-2008 02:14:51	Dark	41.000	161	Tau Pup	2.9310	4500.0	82	34512	No
30	GOM_NL__2PRFIN20081006_021615_000000472072_00390_34512_1898.N1	06-OCT-2008 02:16:15	Dark	47.000	2	Alp Car	-0.73600	7000.0	94	34512	No
31	GOM_NL__2PRFIN20081006_022506_000000372072_00390_34512_1899.N1	06-OCT-2008 02:25:06	Dark	37.000	143	Alp Hyi	2.8570	7200.0	74	34512	No
32	GOM_NL__2PRFIN20081006_022633_000000392072_00390_34512_1900.N1	06-OCT-2008 02:26:33	Dark	39.000	9	Alp Eri	0.45300	24000.	78	34512	No
33	GOM_NL__2PRFIN20081006_022833_000000462072_00390_34512_1901.N1	06-OCT-2008 02:28:33	Straylight	46.000	157	The1Eri	2.9060	9300.0	92	34512	No
34	GOM_NL__2PRFIN20081006_023147_000000452072_00390_34512_1902.N1	06-OCT-2008 02:31:47	Straylight	44.500	84	Alp Phe	2.3970	4500.0	89	34512	No
35	GOM_NL__2PRFIN20081006_023834_000000472072_00390_34512_1903.N1	06-OCT-2008 02:38:34	Straylight	47.000	52	16Bet Cet	2.0370	4500.0	94	34512	No
36	GOM_NL__2PRFIN20081006_024838_000000382072_00390_34512_1904.N1	06-OCT-2008 02:48:38	Bright	37.500	140	88Gam Peg	2.8340	26000.	75	34512	No
37	GOM_NL__2PRFIN20081006_025215_000000382072_00390_34512_1905.N1	06-OCT-2008 02:52:15	Bright	37.500	93	53Bet Peg	2.5200	3100.0	75	34512	No
38	GOM_NL__2PRFIN20081006_030105_000000402072_00390_34512_1906.N1	06-OCT-2008 03:01:05	Bright	40.000	68	18Alp Cas	2.2250	4500.0	80	34512	No
39	GOM_NL__2PRFIN20081006_030230_000000382072_00390_34512_1907.N1	06-OCT-2008 03:02:30	Bright	37.500	76	27Gam Cas	2.3000	30000.	75	34512	No
40	GOM_NL__2PRFIN20081006_030933_000000342072_00390_34512_1908.N1	06-OCT-2008 03:09:33	Bright	33.500	49	1Alp UMi	1.9900	6300.0	67	34512	No
41	GOM_NL__2PRFIN20081006_031738_000000372072_00390_34512_1909.N1	06-OCT-2008 03:17:38	Bright	37.000	36	50Alp UMa	1.8000	6300.0	74	34512	No
42	GOM_NL__2PRFIN20081006_031910_000000352072_00390_34512_1910.N1	06-OCT-2008 03:19:10	Bright	35.000	82	48Bet UMa	2.3650	10600.	70	34512	No

43	GOM_NL__2PRFIN20081006_032909_000000372072_00390_34512_1911.N1	06-OCT-2008 03:29:09	Bright	37.000	166	17Eps Leo	2.9800	6000.0	74	34512	No
44	GOM_NL__2PRFIN20081006_033216_000000362072_00390_34512_1912.N1	06-OCT-2008 03:32:16	Bright	36.000	22	32Alp Leo	1.3600	15200.	72	34512	No
45	GOM_NL__2PRFIN20081006_033901_000000472072_00390_34512_1913.N1	06-OCT-2008 03:39:01	Twilight	46.500	48	30Alp Hya	1.9770	4100.0	93	34512	No
46	GOM_NL__2PRFIN20081006_034641_000000502072_00390_34512_1914.N1	06-OCT-2008 03:46:41	Dark	49.500	132	15Rho Pup	2.8030	6900.0	99	34512	No
47	GOM_NL__2PRFIN20081006_034840_000000422072_00390_34512_1915.N1	06-OCT-2008 03:48:40	Dark	42.000	65	Lam Vel	2.2040	4400.0	84	34512	No
48	GOM_NL__2PRFIN20081006_035155_000000422072_00390_34512_1916.N1	06-OCT-2008 03:51:55	Dark	41.500	46	Del Vel	1.9540	10600.	83	34512	No
49	GOM_NL__2PRFIN20081006_035331_000000482072_00391_34513_1911.N1	06-OCT-2008 03:53:31	Dark	47.500	41	Eps Car	1.8600	4100.0	95	34513	No
50	GOM_NL__2PRFIN20081006_035528_000000462072_00391_34513_1912.N1	06-OCT-2008 03:55:28	Dark	46.000	161	Tau Pup	2.9310	4500.0	92	34513	No
51	GOM_NL__2PRFIN20081006_035652_000000472072_00391_34513_1913.N1	06-OCT-2008 03:56:52	Dark	47.000	2	Alp Car	-0.73600	7000.0	94	34513	No
52	GOM_NL__2PRFIN20081006_040542_000000402072_00391_34513_1914.N1	06-OCT-2008 04:05:42	Dark	39.500	143	Alp Hyi	2.8570	7200.0	79	34513	No
53	GOM_NL__2PRFIN20081006_040710_000000482072_00391_34513_1915.N1	06-OCT-2008 04:07:10	Dark	48.000	9	Alp Eri	0.45300	24000.	96	34513	No
54	GOM_NL__2PRFIN20081006_040910_000000462072_00391_34513_1916.N1	06-OCT-2008 04:09:10	Straylight	46.000	157	The1Eri	2.9060	9300.0	92	34513	No
55	GOM_NL__2PRFIN20081006_041224_000000432072_00391_34513_1917.N1	06-OCT-2008 04:12:24	Straylight	43.000	84	Alp Phe	2.3970	4500.0	86	34513	No
56	GOM_NL__2PRFIN20081006_041910_000000472072_00391_34513_1918.N1	06-OCT-2008 04:19:10	Straylight	46.500	52	16Bet Cet	2.0370	4500.0	93	34513	No
57	GOM_NL__2PRFIN20081006_042914_000000392072_00391_34513_1919.N1	06-OCT-2008 04:29:14	Bright	39.000	140	88Gam Peg	2.8340	26000.	78	34513	No
58	GOM_NL__2PRFIN20081006_043251_000000372072_00391_34513_1920.N1	06-OCT-2008 04:32:51	Bright	36.500	93	53Bet Peg	2.5200	3100.0	73	34513	No
59	GOM_NL__2PRFIN20081006_044141_000000402072_00391_34513_1921.N1	06-OCT-2008 04:41:41	Bright	39.500	68	18Alp Cas	2.2250	4500.0	79	34513	No
60	GOM_NL__2PRFIN20081006_044306_000000392072_00391_34513_1922.N1	06-OCT-2008 04:43:06	Bright	39.000	76	27Gam Cas	2.3000	30000.	78	34513	No
61	GOM_NL__2PRFIN20081006_045009_000000362072_00391_34513_1923.N1	06-OCT-2008 04:50:09	Bright	36.000	49	1Alp UMi	1.9900	6300.0	72	34513	No
62	GOM_NL__2PRFIN20081006_045815_000000372072_00391_34513_1924.N1	06-OCT-2008 04:58:15	Bright	36.500	36	50Alp UMa	1.8000	6300.0	73	34513	No
63	GOM_NL__2PRFIN20081006_045946_000000352072_00391_34513_1925.N1	06-OCT-2008 04:59:46	Bright	34.500	82	48Bet UMa	2.3650	10600.	69	34513	No
64	GOM_NL__2PRFIN20081006_050945_000000372072_00391_34513_1926.N1	06-OCT-2008 05:09:45	Bright	36.500	166	17Eps Leo	2.9800	6000.0	73	34513	No
65	GOM_NL__2PRFIN20081006_051252_000000342072_00391_34513_1927.N1	06-OCT-2008 05:12:52	Bright	34.000	22	32Alp Leo	1.3600	15200.	68	34513	No
66	GOM_NL__2PRFIN20081006_051937_000000472072_00391_34513_1928.N1	06-OCT-2008 05:19:37	Twilight	46.500	48	30Alp Hya	1.9770	4100.0	93	34513	No
67	GOM_NL__2PRFIN20081006_052718_000000512072_00391_34513_1929.N1	06-OCT-2008 05:27:18	Dark	51.000	132	15Rho Pup	2.8030	6900.0	102	34513	No
68	GOM_NL__2PRFIN20081006_052917_000000482072_00391_34513_1930.N1	06-OCT-2008 05:29:17	Dark	48.000	65	Lam Vel	2.2040	4400.0	96	34513	No
69	GOM_NL__2PRFIN20081006_053232_000000432072_00391_34513_1931.N1	06-OCT-2008 05:32:32	Dark	42.500	46	Del Vel	1.9540	10600.	85	34513	No
70	GOM_NL__2PRFIN20081006_053407_000000502072_00392_34514_1923.N1	06-OCT-2008 05:34:07	Dark	50.000	41	Eps Car	1.8600	4100.0	100	34514	No
71	GOM_NL__2PRFIN20081006_053605_000000432072_00392_34514_1924.N1	06-OCT-2008 05:36:05	Dark	43.000	161	Tau Pup	2.9310	4500.0	86	34514	No
72	GOM_NL__2PRFIN20081006_053729_000000492072_00392_34514_1925.N1	06-OCT-2008 05:37:29	Dark	49.000	2	Alp Car	-0.73600	7000.0	98	34514	No
73	GOM_NL__2PRFIN20081006_054619_000000372072_00392_34514_1926.N1	06-OCT-2008 05:46:19	Dark	36.500	143	Alp Hyi	2.8570	7200.0	73	34514	No
74	GOM_NL__2PRFIN20081006_054746_000000492072_00392_34514_1927.N1	06-OCT-2008 05:47:46	Dark	49.000	9	Alp Eri	0.45300	24000.	98	34514	No
75	GOM_NL__2PRFIN20081006_054947_000000482072_00392_34514_1928.N1	06-OCT-2008 05:49:47	Straylight	48.000	157	The1Eri	2.9060	9300.0	96	34514	No
76	GOM_NL__2PRFIN20081006_055300_000000442072_00392_34514_1929.N1	06-OCT-2008 05:53:00	Straylight	44.000	84	Alp Phe	2.3970	4500.0	88	34514	No
77	GOM_NL__2PRFIN20081006_055946_000000452072_00392_34514_1930.N1	06-OCT-2008 05:59:46	Straylight	44.500	52	16Bet Cet	2.0370	4500.0	89	34514	No
78	GOM_NL__2PRFIN20081006_060950_000000382072_00392_34514_1931.N1	06-OCT-2008 06:09:50	Bright	37.500	140	88Gam Peg	2.8340	26000.	75	34514	No
79	GOM_NL__2PRFIN20081006_061327_000000372072_00392_34514_1932.N1	06-OCT-2008 06:13:27	Bright	37.000	93	53Bet Peg	2.5200	3100.0	74	34514	No
80	GOM_NL__2PRFIN20081006_062216_000000402072_00392_34514_1933.N1	06-OCT-2008 06:22:16	Bright	39.500	68	18Alp Cas	2.2250	4500.0	79	34514	No
81	GOM_NL__2PRFIN20081006_062341_000000392072_00392_34514_1934.N1	06-OCT-2008 06:23:41	Bright	38.500	76	27Gam Cas	2.3000	30000.	77	34514	No
82	GOM_NL__2PRFIN20081006_063045_000000362072_00392_34514_1935.N1	06-OCT-2008 06:30:45	Bright	36.000	49	1Alp UMi	1.9900	6300.0	72	34514	No
83	GOM_NL__2PRFIN20081006_063851_000000372072_00392_34514_1936.N1	06-OCT-2008 06:38:51	Bright	36.500	36	50Alp UMa	1.8000	6300.0	73	34514	No
84	GOM_NL__2PRFIN20081006_064022_000000352072_00392_34514_1937.N1	06-OCT-2008 06:40:22	Bright	34.500	82	48Bet UMa	2.3650	10600.	69	34514	No
85	GOM_NL__2PRFIN20081006_065021_000000372072_00392_34514_1938.N1	06-OCT-2008 06:50:21	Bright	37.000	166	17Eps Leo	2.9800	6000.0	74	34514	No
86	GOM_NL__2PRFIN20081006_065328_000000362072_00392_34514_1939.N1	06-OCT-2008 06:53:28	Bright	35.500	22	32Alp Leo	1.3600	15200.	71	34514	No
87	GOM_NL__2PRFIN20081006_070014_000000462072_00392_34514_1940.N1	06-OCT-2008 07:00:14	Twilight	46.000	48	30Alp Hya	1.9770	4100.0	92	34514	No
88	GOM_NL__2PRFIN20081006_070756_000000492072_00392_34514_1941.N1	06-OCT-2008 07:07:56	Dark	48.500	132	15Rho Pup	2.8030	6900.0	97	34514	No
89	GOM_NL__2PRFIN20081006_070953_000000492072_00392_34514_1942.N1	06-OCT-2008 07:09:53	Dark	49.000	65	Lam Vel	2.2040	4400.0	98	34514	No
90	GOM_NL__2PRFIN20081006_071308_000000402072_00392_34514_1943.N1	06-OCT-2008 07:13:08	Dark	40.000	46	Del Vel	1.9540	10600.	80	34514	No
91	GOM_NL__2PRFIN20081006_071443_000000402072_00393_34515_1934.N1	06-OCT-2008 07:14:43	Dark	39.500	41	Eps Car	1.8600	4100.0	79	34515	No
92	GOM_NL__2PRFIN20081006_071642_000000442072_00393_34515_1935.N1	06-OCT-2008 07:16:42	Dark	44.000	161	Tau Pup	2.9310	4500.0	88	34515	No
93	GOM_NL__2PRFIN20081006_071806_000000612072_00393_34515_1936.N1	06-OCT-2008 07:18:06	Dark	60.500	2	Alp Car	-0.73600	7000.0	121	34515	No
94	GOM_NL__2PRFIN20081006_072655_000000392072_00393_34515_1937.N1	06-OCT-2008 07:26:55	Dark	38.500	143	Alp Hyi	2.8570	7200.0	77	34515	No
95	GOM_NL__2PRFIN20081006_072823_000000502072_00393_34515_1938.N1	06-OCT-2008 07:28:23	Dark	49.500	9	Alp Eri	0.45300	24000.	99	34515	No
96	GOM_NL__2PRFIN20081006_073023_000000482072_00393_34515_1939.N1	06-OCT-2008 07:30:23	Straylight	48.000	157	The1Eri	2.9060	9300.0	96	34515	No
97	GOM_NL__2PRFIN20081006_073336_000000422072_00393_34515_1940.N1	06-OCT-2008 07:33:36	Straylight	42.000	84	Alp Phe	2.3970	4500.0	84	34515	No
98	GOM_NL__2PRFIN20081006_074022_000000462072_00393_34515_1941.N1	06-OCT-2008 07:40:22	Straylight	45.500	52	16Bet Cet	2.0370	4500.0	91	34515	No
99	GOM_NL__2PRFIN20081006_075026_000000382072_00393_34515_1942.N1	06-OCT-2008 07:50:26	Bright	38.000	140	88Gam Peg	2.8340	26000.	76	34515	No
100	GOM_NL__2PRFIN20081006_075403_000000362072_00393_34515_1943.N1	06-OCT-2008 07:54:03	Bright	36.000	93	53Bet Peg	2.5200	3100.0	72	34515	No
101	GOM_NL__2PRFIN20081006_080252_000000382072_00393_34515_1944.N1	06-OCT-2008 08:02:52	Bright	37.500	68	18Alp Cas	2.2250	4500.0	75	34515	No

102	GOM_NL__2PRFIN20081006_080417_000000392072_00393_34515_1945.N1	06-OCT-2008 08:04:17	Bright	38.500	76	27Gam Cas	2.3000	30000.	77	34515	No
103	GOM_NL__2PRFIN20081006_081121_000000332072_00393_34515_1946.N1	06-OCT-2008 08:11:21	Bright	32.500	49	1Alp UMi	1.9900	6300.0	65	34515	No
104	GOM_NL__2PRFIN20081006_081927_000000372072_00393_34515_1947.N1	06-OCT-2008 08:19:27	Bright	36.500	36	50Alp UMa	1.8000	6300.0	73	34515	No
105	GOM_NL__2PRFIN20081006_082058_000000362072_00393_34515_1948.N1	06-OCT-2008 08:20:58	Bright	35.500	82	48Bet UMa	2.3650	10600.	71	34515	No
106	GOM_NL__2PRFIN20081006_083058_000000372072_00393_34515_1949.N1	06-OCT-2008 08:30:58	Bright	36.500	166	17Eps Leo	2.9800	6000.0	73	34515	No
107	GOM_NL__2PRFIN20081006_083405_000000352072_00393_34515_1950.N1	06-OCT-2008 08:34:05	Bright	35.000	22	32Alp Leo	1.3600	15200.	70	34515	No
108	GOM_NL__2PRFIN20081006_084050_000000472072_00393_34515_1951.N1	06-OCT-2008 08:40:50	Twilight	46.500	48	30Alp Hya	1.9770	4100.0	93	34515	No
109	GOM_NL__2PRFIN20081006_084832_000000502072_00393_34515_1952.N1	06-OCT-2008 08:48:32	Dark	49.500	132	15Rho Pup	2.8030	6900.0	99	34515	No
110	GOM_NL__2PRFIN20081006_085030_000000422072_00393_34515_1953.N1	06-OCT-2008 08:50:30	Dark	41.500	65	Lam Vel	2.2040	4400.0	83	34515	No
111	GOM_NL__2PRFIN20081006_085345_000000402072_00393_34515_1954.N1	06-OCT-2008 08:53:45	Dark	39.500	46	Del Vel	1.9540	10600.	79	34515	No
112	GOM_NL__2PRFIN20081006_085520_000000442072_00394_34516_1956.N1	06-OCT-2008 08:55:20	Dark	43.500	41	Eps Car	1.8600	4100.0	87	34516	No
113	GOM_NL__2PRFIN20081006_085718_000000442072_00394_34516_1957.N1	06-OCT-2008 08:57:18	Dark	43.500	161	Tau Pup	2.9310	4500.0	87	34516	No
114	GOM_NL__2PRFIN20081006_085842_000000612072_00394_34516_1958.N1	06-OCT-2008 08:58:42	Dark	61.000	2	Alp Car	-0.73600	7000.0	122	34516	No
115	GOM_NL__2PRFIN20081006_090731_000000382072_00394_34516_1959.N1	06-OCT-2008 09:07:31	Dark	38.000	143	Alp Hyi	2.8570	7200.0	76	34516	No
116	GOM_NL__2PRFIN20081006_090859_000000462072_00394_34516_1960.N1	06-OCT-2008 09:08:59	Dark	46.000	9	Alp Eri	0.45300	24000.	92	34516	No
117	GOM_NL__2PRFIN20081006_091100_000000482072_00394_34516_1961.N1	06-OCT-2008 09:11:00	Straylight	47.500	157	The1Eri	2.9060	9300.0	95	34516	No
118	GOM_NL__2PRFIN20081006_091412_000000422072_00394_34516_1962.N1	06-OCT-2008 09:14:12	Straylight	42.000	84	Alp Phe	2.3970	4500.0	84	34516	No
119	GOM_NL__2PRFIN20081006_092058_000000472072_00394_34516_1963.N1	06-OCT-2008 09:20:58	Straylight	47.000	52	16Bet Cet	2.0370	4500.0	94	34516	No
120	GOM_NL__2PRFIN20081006_093102_000000382072_00394_34516_1964.N1	06-OCT-2008 09:31:02	Bright	37.500	140	88Gam Peg	2.8340	26000.	75	34516	No
121	GOM_NL__2PRFIN20081006_093439_000000382072_00394_34516_1965.N1	06-OCT-2008 09:34:39	Bright	38.000	93	53Bet Peg	2.5200	3100.0	76	34516	No
122	GOM_NL__2PRFIN20081006_094328_000000372072_00394_34516_1966.N1	06-OCT-2008 09:43:28	Bright	36.500	68	18Alp Cas	2.2250	4500.0	73	34516	No
123	GOM_NL__2PRFIN20081006_094453_000000382072_00394_34516_1967.N1	06-OCT-2008 09:44:53	Bright	37.500	76	27Gam Cas	2.3000	30000.	75	34516	No
124	GOM_NL__2PRFIN20081006_095157_000000372072_00394_34516_1968.N1	06-OCT-2008 09:51:57	Bright	36.500	49	1Alp UMi	1.9900	6300.0	73	34516	No
125	GOM_NL__2PRFIN20081006_100003_000000372072_00394_34516_1969.N1	06-OCT-2008 10:00:03	Bright	36.500	36	50Alp UMa	1.8000	6300.0	73	34516	No
126	GOM_NL__2PRFIN20081006_100134_000000352072_00394_34516_1970.N1	06-OCT-2008 10:01:34	Bright	35.000	82	48Bet UMa	2.3650	10600.	70	34516	No
127	GOM_NL__2PRFIN20081006_101134_000000382072_00394_34516_1971.N1	06-OCT-2008 10:11:34	Bright	38.000	166	17Eps Leo	2.9800	6000.0	76	34516	No
128	GOM_NL__2PRFIN20081006_101441_000000332072_00394_34516_1972.N1	06-OCT-2008 10:14:41	Bright	33.000	22	32Alp Leo	1.3600	15200.	66	34516	No
129	GOM_NL__2PRFIN20081006_102127_000000472072_00394_34516_1973.N1	06-OCT-2008 10:21:27	Twilight	46.500	48	30Alp Hya	1.9770	4100.0	93	34516	No
130	GOM_NL__2PRFIN20081006_102909_000000482072_00394_34516_1974.N1	06-OCT-2008 10:29:09	Dark	48.000	132	15Rho Pup	2.8030	6900.0	96	34516	No
131	GOM_NL__2PRFIN20081006_103106_000000442072_00394_34516_1975.N1	06-OCT-2008 10:31:06	Dark	44.000	65	Lam Vel	2.2040	4400.0	88	34516	No
132	GOM_NL__2PRFIN20081006_103421_000000442072_00394_34516_1976.N1	06-OCT-2008 10:34:21	Dark	43.500	46	Del Vel	1.9540	10600.	87	34516	No
133	GOM_NL__2PRFIN20081006_103556_000000392072_00395_34517_1970.N1	06-OCT-2008 10:35:56	Dark	39.000	41	Eps Car	1.8600	4100.0	78	34517	No
134	GOM_NL__2PRFIN20081006_103755_000000442072_00395_34517_1971.N1	06-OCT-2008 10:37:55	Dark	44.000	161	Tau Pup	2.9310	4500.0	88	34517	No
135	GOM_NL__2PRFIN20081006_103919_000000612072_00395_34517_1972.N1	06-OCT-2008 10:39:19	Dark	60.500	2	Alp Car	-0.73600	7000.0	121	34517	No
136	GOM_NL__2PRFIN20081006_104808_000000382072_00395_34517_1973.N1	06-OCT-2008 10:48:08	Dark	38.000	143	Alp Hyi	2.8570	7200.0	76	34517	No
137	GOM_NL__2PRFIN20081006_104935_000000462072_00395_34517_1974.N1	06-OCT-2008 10:49:35	Dark	45.500	9	Alp Eri	0.45300	24000.	91	34517	No
138	GOM_NL__2PRFIN20081006_105137_000000482072_00395_34517_1975.N1	06-OCT-2008 10:51:37	Straylight	47.500	157	The1Eri	2.9060	9300.0	95	34517	No
139	GOM_NL__2PRFIN20081006_105448_000000442072_00395_34517_1976.N1	06-OCT-2008 10:54:48	Straylight	44.000	84	Alp Phe	2.3970	4500.0	88	34517	No
140	GOM_NL__2PRFIN20081006_110134_000000462072_00395_34517_1977.N1	06-OCT-2008 11:01:34	Straylight	45.500	52	16Bet Cet	2.0370	4500.0	91	34517	No
141	GOM_NL__2PRFIN20081006_111138_000000372072_00395_34517_1978.N1	06-OCT-2008 11:11:38	Bright	37.000	140	88Gam Peg	2.8340	26000.	74	34517	No
142	GOM_NL__2PRFIN20081006_111515_000000372072_00395_34517_1979.N1	06-OCT-2008 11:15:15	Bright	36.500	93	53Bet Peg	2.5200	3100.0	73	34517	No
143	GOM_NL__2PRFIN20081006_112403_000000402072_00395_34517_1980.N1	06-OCT-2008 11:24:03	Bright	39.500	68	18Alp Cas	2.2250	4500.0	79	34517	No
144	GOM_NL__2PRFIN20081006_112528_000000392072_00395_34517_1981.N1	06-OCT-2008 11:25:28	Bright	39.000	76	27Gam Cas	2.3000	30000.	78	34517	No
145	GOM_NL__2PRFIN20081006_113233_000000362072_00395_34517_1982.N1	06-OCT-2008 11:32:33	Bright	36.000	49	1Alp UMi	1.9900	6300.0	72	34517	No
146	GOM_NL__2PRFIN20081006_114039_000000352072_00395_34517_1983.N1	06-OCT-2008 11:40:39	Bright	35.000	36	50Alp UMa	1.8000	6300.0	70	34517	No
147	GOM_NL__2PRFIN20081006_114210_000000342072_00395_34517_1984.N1	06-OCT-2008 11:42:10	Bright	34.000	82	48Bet UMa	2.3650	10600.	68	34517	No
148	GOM_NL__2PRFIN20081006_115210_000000352072_00395_34517_1985.N1	06-OCT-2008 11:52:10	Bright	35.000	166	17Eps Leo	2.9800	6000.0	70	34517	No
149	GOM_NL__2PRFIN20081006_115517_000000342072_00395_34517_1986.N1	06-OCT-2008 11:55:17	Bright	34.000	22	32Alp Leo	1.3600	15200.	68	34517	No
150	GOM_NL__2PRFIN20081006_120203_000000512072_00395_34517_1987.N1	06-OCT-2008 12:02:03	Twilight	50.500	48	30Alp Hya	1.9770	4100.0	101	34517	No
151	GOM_NL__2PRFIN20081006_120946_000000482072_00395_34517_1988.N1	06-OCT-2008 12:09:46	Dark	47.500	132	15Rho Pup	2.8030	6900.0	95	34517	No
152	GOM_NL__2PRFIN20081006_121142_000000432072_00395_34517_1989.N1	06-OCT-2008 12:11:42	Dark	42.500	65	Lam Vel	2.2040	4400.0	85	34517	No
153	GOM_NL__2PRFIN20081006_121457_000000382072_00395_34517_1990.N1	06-OCT-2008 12:14:57	Dark	38.000	46	Del Vel	1.9540	10600.	76	34517	No
154	GOM_NL__2PRFIN20081006_121632_000000492072_00396_34518_1988.N1	06-OCT-2008 12:16:32	Dark	48.500	41	Eps Car	1.8600	4100.0	97	34518	No
155	GOM_NL__2PRFIN20081006_121832_000000452072_00396_34518_1989.N1	06-OCT-2008 12:18:32	Dark	45.000	161	Tau Pup	2.9310	4500.0	90	34518	No
156	GOM_NL__2PRFIN20081006_121956_000000472072_00396_34518_1990.N1	06-OCT-2008 12:19:56	Dark	46.500	2	Alp Car	-0.73600	7000.0	93	34518	No
157	GOM_NL__2PRFIN20081006_122844_000000372072_00396_34518_1991.N1	06-OCT-2008 12:28:44	Dark	37.000	143	Alp Hyi	2.8570	7200.0	74	34518	No
158	GOM_NL__2PRFIN20081006_123011_000000402072_00396_34518_1992.N1	06-OCT-2008 12:30:11	Dark	39.500	9	Alp Eri	0.45300	24000.	79	34518	No
159	GOM_NL__2PRFIN20081006_123213_000000482072_00396_34518_1993.N1	06-OCT-2008 12:32:13	Straylight	47.500	157	The1Eri	2.9060	9300.0	95	34518	No
160	GOM_NL__2PRFIN20081006_123525_000000392072_00396_34518_1994.N1	06-OCT-2008 12:35:25	Straylight	38.500	84	Alp Phe	2.3970	4500.0	77	34518	No



161	GOM_NL__2PRFIN20081006_124210_000000432072_00396_34518_1995.N1	06-OCT-2008 12:42:10	Straylight	43.000	52	16Bet Cet	2.0370	4500.0	86	34518	No
162	GOM_NL__2PRFIN20081006_125213_000000382072_00396_34518_1996.N1	06-OCT-2008 12:52:13	Bright	37.500	140	88Gam Peg	2.8340	26000.	75	34518	No
163	GOM_NL__2PRFIN20081006_125551_000000382072_00396_34518_1997.N1	06-OCT-2008 12:55:51	Bright	37.500	93	53Bet Peg	2.5200	3100.0	75	34518	No
164	GOM_NL__2PRFIN20081006_130439_000000402072_00396_34518_1998.N1	06-OCT-2008 13:04:39	Bright	40.000	68	18Alp Cas	2.2250	4500.0	80	34518	No
165	GOM_NL__2PRFIN20081006_130604_000000392072_00396_34518_1999.N1	06-OCT-2008 13:06:04	Bright	39.000	76	27Gam Cas	2.3000	30000.	78	34518	No
166	GOM_NL__2PRFIN20081006_131309_000000372072_00396_34518_2000.N1	06-OCT-2008 13:13:09	Bright	37.000	49	1Alp UMi	1.9900	6300.0	74	34518	No
167	GOM_NL__2PRFIN20081006_132115_000000342072_00396_34518_2001.N1	06-OCT-2008 13:21:15	Bright	34.000	36	50Alp UMa	1.8000	6300.0	68	34518	No
168	GOM_NL__2PRFIN20081006_132246_000000362072_00396_34518_2002.N1	06-OCT-2008 13:22:46	Bright	35.500	82	48Bet UMa	2.3650	10600.	71	34518	No
169	GOM_NL__2PRFIN20081006_133246_000000372072_00396_34518_2003.N1	06-OCT-2008 13:32:46	Bright	37.000	166	17Eps Leo	2.9800	6000.0	74	34518	No
170	GOM_NL__2PRFIN20081006_133553_000000362072_00396_34518_2004.N1	06-OCT-2008 13:35:53	Bright	36.000	22	32Alp Leo	1.3600	15200.	72	34518	No
171	GOM_NL__2PRFIN20081006_134239_000000492072_00396_34518_2005.N1	06-OCT-2008 13:42:39	Twilight	48.500	48	30Alp Hya	1.9770	4100.0	97	34518	No
172	GOM_NL__2PRFIN20081006_135023_000000502072_00396_34518_2006.N1	06-OCT-2008 13:50:23	Dark	49.500	132	15Rho Pup	2.8030	6900.0	99	34518	No
173	GOM_NL__2PRFIN20081006_135219_000000442072_00396_34518_2007.N1	06-OCT-2008 13:52:19	Dark	43.500	65	Lam Vel	2.2040	4400.0	87	34518	No
174	GOM_NL__2PRFIN20081006_135533_000000412072_00396_34518_2008.N1	06-OCT-2008 13:55:33	Dark	40.500	46	Del Vel	1.9540	10600.	81	34518	No
175	GOM_NL__2PRFIN20081006_135709_000000472072_00397_34519_2011.N1	06-OCT-2008 13:57:09	Dark	47.000	41	Eps Car	1.8600	4100.0	94	34519	No
176	GOM_NL__2PRFIN20081006_135908_000000442072_00397_34519_2012.N1	06-OCT-2008 13:59:08	Dark	44.000	161	Tau Pup	2.9310	4500.0	88	34519	No
177	GOM_NL__2PRFIN20081006_140032_000000482072_00397_34519_2013.N1	06-OCT-2008 14:00:32	Dark	48.000	2	Alp Car	-0.73600	7000.0	96	34519	No
178	GOM_NL__2PRFIN20081006_140920_000000372072_00397_34519_2014.N1	06-OCT-2008 14:09:20	Dark	36.500	143	Alp Hyi	2.8570	7200.0	73	34519	No
179	GOM_NL__2PRFIN20081006_141048_000000452072_00397_34519_2015.N1	06-OCT-2008 14:10:48	Dark	44.500	9	Alp Eri	0.45300	24000.	89	34519	No
180	GOM_NL__2PRFIN20081006_141249_000000482072_00397_34519_2016.N1	06-OCT-2008 14:12:49	Straylight	47.500	157	The1Eri	2.9060	9300.0	95	34519	No
181	GOM_NL__2PRFIN20081006_141601_000000402072_00397_34519_2017.N1	06-OCT-2008 14:16:01	Straylight	40.000	84	Alp Phe	2.3970	4500.0	80	34519	No
182	GOM_NL__2PRFIN20081006_142246_000000462072_00397_34519_2018.N1	06-OCT-2008 14:22:46	Straylight	46.000	52	16Bet Cet	2.0370	4500.0	92	34519	No
183	GOM_NL__2PRFIN20081006_143249_000000392072_00397_34519_2019.N1	06-OCT-2008 14:32:49	Bright	38.500	140	88Gam Peg	2.8340	26000.	77	34519	No
184	GOM_NL__2PRFIN20081006_143627_000000382072_00397_34519_2020.N1	06-OCT-2008 14:36:27	Bright	37.500	93	53Bet Peg	2.5200	3100.0	75	34519	No
185	GOM_NL__2PRFIN20081006_144514_000000372072_00397_34519_2021.N1	06-OCT-2008 14:45:14	Bright	36.500	68	18Alp Cas	2.2250	4500.0	73	34519	No
186	GOM_NL__2PRFIN20081006_144639_000000392072_00397_34519_2022.N1	06-OCT-2008 14:46:39	Bright	39.000	76	27Gam Cas	2.3000	30000.	78	34519	No
187	GOM_NL__2PRFIN20081006_145345_000000332072_00397_34519_2023.N1	06-OCT-2008 14:53:45	Bright	33.000	49	1Alp UMi	1.9900	6300.0	66	34519	No
188	GOM_NL__2PRFIN20081006_150151_000000332072_00397_34519_2024.N1	06-OCT-2008 15:01:51	Bright	33.000	36	50Alp UMa	1.8000	6300.0	66	34519	No
189	GOM_NL__2PRFIN20081006_150322_000000342072_00397_34519_2025.N1	06-OCT-2008 15:03:22	Bright	33.500	82	48Bet UMa	2.3650	10600.	67	34519	No
190	GOM_NL__2PRFIN20081006_151322_000000372072_00397_34519_2026.N1	06-OCT-2008 15:13:22	Bright	36.500	166	17Eps Leo	2.9800	6000.0	73	34519	No
191	GOM_NL__2PRFIN20081006_151629_000000352072_00397_34519_2027.N1	06-OCT-2008 15:16:29	Bright	35.000	22	32Alp Leo	1.3600	15200.	70	34519	No
192	GOM_NL__2PRFIN20081006_152316_000000522072_00397_34519_2028.N1	06-OCT-2008 15:23:16	Twilight	52.000	48	30Alp Hya	1.9770	4100.0	104	34519	No
193	GOM_NL__2PRFIN20081006_153100_000000512072_00397_34519_2029.N1	06-OCT-2008 15:31:00	Dark	51.000	132	15Rho Pup	2.8030	6900.0	102	34519	No
194	GOM_NL__2PRFIN20081006_153255_000000442072_00397_34519_2030.N1	06-OCT-2008 15:32:55	Dark	44.000	65	Lam Vel	2.2040	4400.0	88	34519	No
195	GOM_NL__2PRFIN20081006_153610_000000432072_00397_34519_2031.N1	06-OCT-2008 15:36:10	Dark	42.500	46	Del Vel	1.9540	10600.	85	34519	No
196	GOM_NL__2PRFIN20081006_153745_000000512072_00398_34520_2030.N1	06-OCT-2008 15:37:45	Dark	50.500	41	Eps Car	1.8600	4100.0	101	34520	No
197	GOM_NL__2PRFIN20081006_153945_000000452072_00398_34520_2031.N1	06-OCT-2008 15:39:45	Dark	44.500	161	Tau Pup	2.9310	4500.0	89	34520	No
198	GOM_NL__2PRFIN20081006_154109_000000472072_00398_34520_2032.N1	06-OCT-2008 15:41:09	Dark	46.500	2	Alp Car	-0.73600	7000.0	93	34520	No
199	GOM_NL__2PRFIN20081006_154956_000000382072_00398_34520_2033.N1	06-OCT-2008 15:49:56	Dark	37.500	143	Alp Hyi	2.8570	7200.0	75	34520	No
200	GOM_NL__2PRFIN20081006_155124_000000422072_00398_34520_2034.N1	06-OCT-2008 15:51:24	Dark	41.500	9	Alp Eri	0.45300	24000.	83	34520	No
201	GOM_NL__2PRFIN20081006_155326_000000492072_00398_34520_2035.N1	06-OCT-2008 15:53:26	Straylight	48.500	157	The1Eri	2.9060	9300.0	97	34520	No
202	GOM_NL__2PRFIN20081006_155637_000000422072_00398_34520_2036.N1	06-OCT-2008 15:56:37	Straylight	41.500	84	Alp Phe	2.3970	4500.0	83	34520	No
203	GOM_NL__2PRFIN20081006_160322_000000452072_00398_34520_2037.N1	06-OCT-2008 16:03:22	Straylight	45.000	52	16Bet Cet	2.0370	4500.0	90	34520	No
204	GOM_NL__2PRFIN20081006_161325_000000392072_00398_34520_2038.N1	06-OCT-2008 16:13:25	Bright	38.500	140	88Gam Peg	2.8340	26000.	77	34520	No
205	GOM_NL__2PRFIN20081006_161703_000000372072_00398_34520_2039.N1	06-OCT-2008 16:17:03	Bright	37.000	93	53Bet Peg	2.5200	3100.0	74	34520	No
206	GOM_NL__2PRFIN20081006_162550_000000402072_00398_34520_2040.N1	06-OCT-2008 16:25:50	Bright	39.500	68	18Alp Cas	2.2250	4500.0	79	34520	No
207	GOM_NL__2PRFIN20081006_162715_000000402072_00398_34520_2041.N1	06-OCT-2008 16:27:15	Bright	39.500	76	27Gam Cas	2.3000	30000.	79	34520	No
208	GOM_NL__2PRFIN20081006_163421_000000362072_00398_34520_2042.N1	06-OCT-2008 16:34:21	Bright	36.000	49	1Alp UMi	1.9900	6300.0	72	34520	No
209	GOM_NL__2PRFIN20081006_164227_000000372072_00398_34520_2043.N1	06-OCT-2008 16:42:27	Bright	37.000	36	50Alp UMa	1.8000	6300.0	74	34520	No
210	GOM_NL__2PRFIN20081006_164358_000000352072_00398_34520_2044.N1	06-OCT-2008 16:43:58	Bright	35.000	82	48Bet UMa	2.3650	10600.	70	34520	No
211	GOM_NL__2PRFIN20081006_165358_000000382072_00398_34520_2045.N1	06-OCT-2008 16:53:58	Bright	37.500	166	17Eps Leo	2.9800	6000.0	75	34520	No
212	GOM_NL__2PRFIN20081006_165706_000000362072_00398_34520_2046.N1	06-OCT-2008 16:57:06	Bright	35.500	22	32Alp Leo	1.3600	15200.	71	34520	No
213	GOM_NL__2PRFIN20081006_170352_000000482072_00398_34520_2047.N1	06-OCT-2008 17:03:52	Twilight	48.000	48	30Alp Hya	1.9770	4100.0	96	34520	No
214	GOM_NL__2PRFIN20081006_171137_000000522072_00398_34520_2048.N1	06-OCT-2008 17:11:37	Dark	52.000	132	15Rho Pup	2.8030	6900.0	104	34520	No
215	GOM_NL__2PRFIN20081006_171332_000000472072_00398_34520_2049.N1	06-OCT-2008 17:13:32	Dark	47.000	65	Lam Vel	2.2040	4400.0	94	34520	No
216	GOM_NL__2PRFIN20081006_171646_000000402072_00398_34520_2050.N1	06-OCT-2008 17:16:46	Dark	39.500	46	Del Vel	1.9540	10600.	79	34520	No
217	GOM_NL__2PRFIN20081006_171821_000000472072_00399_34521_2072.N1	06-OCT-2008 17:18:21	Dark	46.500	41	Eps Car	1.8600	4100.0	93	34521	No
218	GOM_NL__2PRFIN20081006_172022_000000442072_00399_34521_2073.N1	06-OCT-2008 17:20:22	Dark	43.500	161	Tau Pup	2.9310	4500.0	87	34521	No
219	GOM_NL__2PRFIN20081006_172146_000000492072_00399_34521_2074.N1	06-OCT-2008 17:21:46	Dark	49.000	2	Alp Car	-0.73600	7000.0	98	34521	No

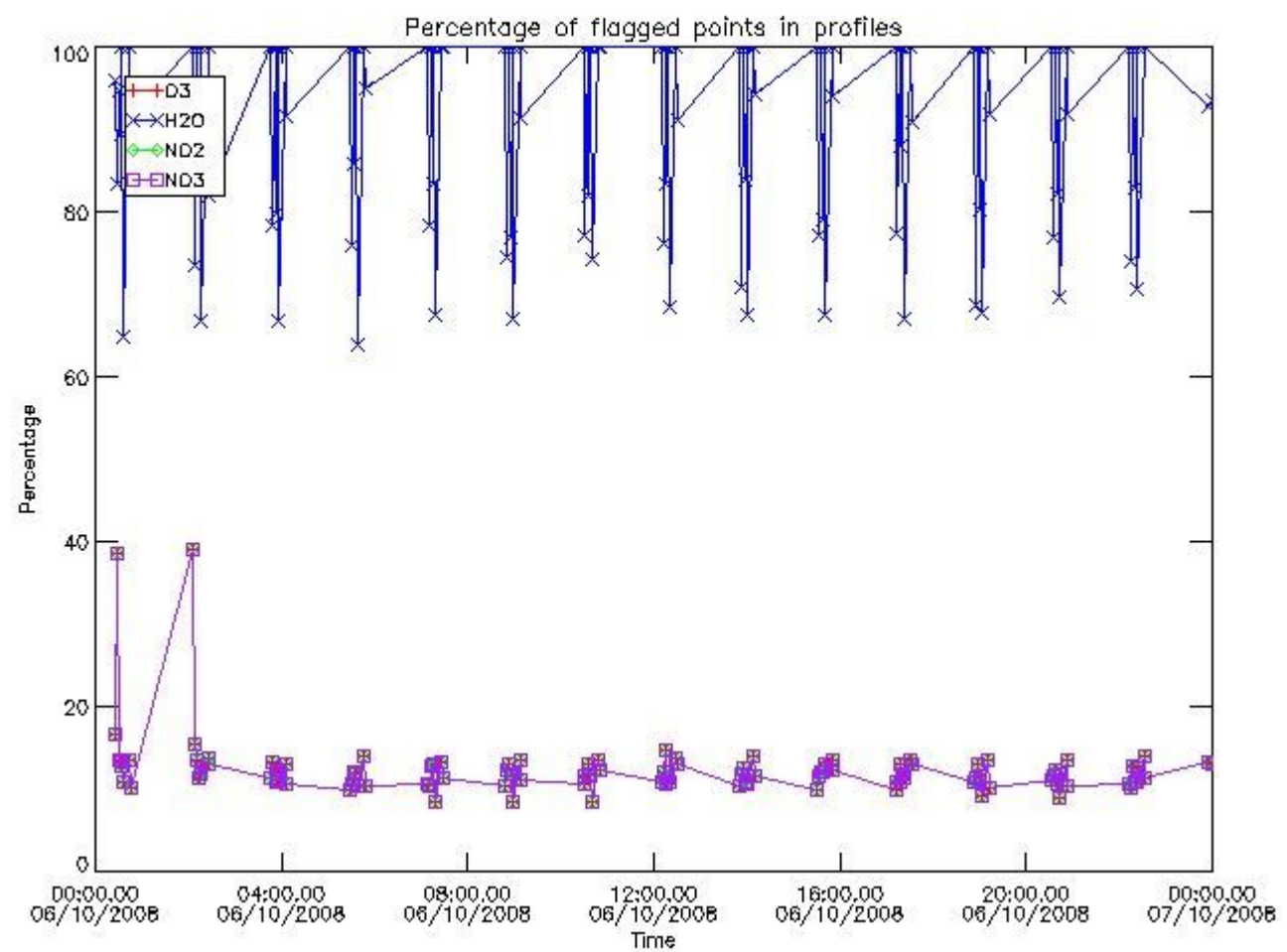
220	GOM_NL__2PRFIN20081006_173033_000000382072_00399_34521_2075.N1	06-OCT-2008 17:30:33	Dark	38.000	143	Alp Hyi	2.8570	7200.0	76	34521	No
221	GOM_NL__2PRFIN20081006_173200_000000392072_00399_34521_2076.N1	06-OCT-2008 17:32:00	Dark	39.000	9	Alp Eri	0.45300	24000.	78	34521	No
222	GOM_NL__2PRFIN20081006_173403_000000492072_00399_34521_2077.N1	06-OCT-2008 17:34:03	Straylight	48.500	157	The1Eri	2.9060	9300.0	97	34521	No
223	GOM_NL__2PRFIN20081006_173713_000000422072_00399_34521_2078.N1	06-OCT-2008 17:37:13	Straylight	42.000	84	Alp Phe	2.3970	4500.0	84	34521	No
224	GOM_NL__2PRFIN20081006_174359_000000472072_00399_34521_2079.N1	06-OCT-2008 17:43:59	Straylight	46.500	52	16Bet Cet	2.0370	4500.0	93	34521	No
225	GOM_NL__2PRFIN20081006_175401_000000372072_00399_34521_2080.N1	06-OCT-2008 17:54:01	Bright	36.500	140	88Gam Peg	2.8340	26000.	73	34521	No
226	GOM_NL__2PRFIN20081006_175740_000000352072_00399_34521_2081.N1	06-OCT-2008 17:57:40	Bright	35.000	93	53Bet Peg	2.5200	3100.0	70	34521	No
227	GOM_NL__2PRFIN20081006_180626_000000392072_00399_34521_2082.N1	06-OCT-2008 18:06:26	Bright	39.000	68	18Alp Cas	2.2250	4500.0	78	34521	No
228	GOM_NL__2PRFIN20081006_180751_000000392072_00399_34521_2083.N1	06-OCT-2008 18:07:51	Bright	39.000	76	27Gam Cas	2.3000	30000.	78	34521	No
229	GOM_NL__2PRFIN20081006_181457_000000372072_00399_34521_2084.N1	06-OCT-2008 18:14:57	Bright	36.500	49	1Alp UMi	1.9900	6300.0	73	34521	No
230	GOM_NL__2PRFIN20081006_182303_000000342072_00399_34521_2085.N1	06-OCT-2008 18:23:03	Bright	34.000	36	50Alp UMa	1.8000	6300.0	68	34521	No
231	GOM_NL__2PRFIN20081006_182434_000000352072_00399_34521_2086.N1	06-OCT-2008 18:24:34	Bright	35.000	82	48Bet UMa	2.3650	10600.	70	34521	No
232	GOM_NL__2PRFIN20081006_183434_000000422072_00399_34521_2087.N1	06-OCT-2008 18:34:34	Bright	41.500	166	17Eps Leo	2.9800	6000.0	83	34521	No
233	GOM_NL__2PRFIN20081006_183742_000000542072_00399_34521_2088.N1	06-OCT-2008 18:37:42	Bright	54.000	22	32Alp Leo	1.3600	15200.	108	34521	No
234	GOM_NL__2PRFIN20081006_184429_000000492072_00399_34521_2089.N1	06-OCT-2008 18:44:29	Twilight	48.500	48	30Alp Hya	1.9770	4100.0	97	34521	No
235	GOM_NL__2PRFIN20081006_185214_000000472072_00399_34521_2090.N1	06-OCT-2008 18:52:14	Dark	47.000	132	15Rho Pup	2.8030	6900.0	94	34521	No
236	GOM_NL__2PRFIN20081006_185408_000000452072_00399_34521_2091.N1	06-OCT-2008 18:54:08	Dark	45.000	65	Lam Vel	2.2040	4400.0	90	34521	No
237	GOM_NL__2PRFIN20081006_185723_000000402072_00399_34521_2092.N1	06-OCT-2008 18:57:23	Dark	39.500	46	Del Vel	1.9540	10600.	79	34521	No
238	GOM_NL__2PRFIN20081006_185858_000000492072_00400_34522_2096.N1	06-OCT-2008 18:58:58	Dark	48.500	41	Eps Car	1.8600	4100.0	97	34522	No
239	GOM_NL__2PRFIN20081006_190059_000000462072_00400_34522_2097.N1	06-OCT-2008 19:00:59	Dark	46.000	161	Tau Pup	2.9310	4500.0	92	34522	No
240	GOM_NL__2PRFIN20081006_190223_000000562072_00400_34522_2098.N1	06-OCT-2008 19:02:23	Dark	56.000	2	Alp Car	-0.73600	7000.0	112	34522	No
241	GOM_NL__2PRFIN20081006_191109_000000382072_00400_34522_2099.N1	06-OCT-2008 19:11:09	Dark	38.000	143	Alp Hyi	2.8570	7200.0	76	34522	No
242	GOM_NL__2PRFIN20081006_191237_000000502072_00400_34522_2100.N1	06-OCT-2008 19:12:37	Dark	50.000	9	Alp Eri	0.45300	24000.	100	34522	No
243	GOM_NL__2PRFIN20081006_191439_000000482072_00400_34522_2101.N1	06-OCT-2008 19:14:39	Straylight	48.000	157	The1Eri	2.9060	9300.0	96	34522	No
244	GOM_NL__2PRFIN20081006_191749_000000382072_00400_34522_2102.N1	06-OCT-2008 19:17:49	Straylight	38.000	84	Alp Phe	2.3970	4500.0	76	34522	No
245	GOM_NL__2PRFIN20081006_192435_000000442072_00400_34522_2103.N1	06-OCT-2008 19:24:35	Straylight	44.000	52	16Bet Cet	2.0370	4500.0	88	34522	No
246	GOM_NL__2PRFIN20081006_193437_000000372072_00400_34522_2104.N1	06-OCT-2008 19:34:37	Bright	37.000	140	88Gam Peg	2.8340	26000.	74	34522	No
247	GOM_NL__2PRFIN20081006_193816_000000372072_00400_34522_2105.N1	06-OCT-2008 19:38:16	Bright	37.000	93	53Bet Peg	2.5200	3100.0	74	34522	No
248	GOM_NL__2PRFIN20081006_194701_000000402072_00400_34522_2106.N1	06-OCT-2008 19:47:01	Bright	40.000	68	18Alp Cas	2.2250	4500.0	80	34522	No
249	GOM_NL__2PRFIN20081006_194826_000000452072_00400_34522_2107.N1	06-OCT-2008 19:48:26	Bright	45.000	76	27Gam Cas	2.3000	30000.	90	34522	No
250	GOM_NL__2PRFIN20081006_195533_000000362072_00400_34522_2108.N1	06-OCT-2008 19:55:33	Bright	36.000	49	1Alp UMi	1.9900	6300.0	72	34522	No
251	GOM_NL__2PRFIN20081006_200339_000000352072_00400_34522_2109.N1	06-OCT-2008 20:03:39	Bright	34.500	36	50Alp UMa	1.8000	6300.0	69	34522	No
252	GOM_NL__2PRFIN20081006_200510_000000342072_00400_34522_2110.N1	06-OCT-2008 20:05:10	Bright	33.500	82	48Bet UMa	2.3650	10600.	67	34522	No
253	GOM_NL__2PRFIN20081006_201511_000000422072_00400_34522_2111.N1	06-OCT-2008 20:15:11	Bright	42.000	166	17Eps Leo	2.9800	6000.0	84	34522	No
254	GOM_NL__2PRFIN20081006_201818_000000372072_00400_34522_2112.N1	06-OCT-2008 20:18:18	Bright	36.500	22	32Alp Leo	1.3600	15200.	73	34522	No
255	GOM_NL__2PRFIN20081006_202505_000000492072_00400_34522_2113.N1	06-OCT-2008 20:25:05	Twilight	48.500	48	30Alp Hya	1.9770	4100.0	97	34522	No
256	GOM_NL__2PRFIN20081006_203251_000000462072_00400_34522_2114.N1	06-OCT-2008 20:32:51	Dark	46.000	132	15Rho Pup	2.8030	6900.0	92	34522	No
257	GOM_NL__2PRFIN20081006_203444_000000532072_00400_34522_2115.N1	06-OCT-2008 20:34:44	Dark	52.500	65	Lam Vel	2.2040	4400.0	105	34522	No
258	GOM_NL__2PRFIN20081006_203759_000000422072_00400_34522_2116.N1	06-OCT-2008 20:37:59	Dark	41.500	46	Del Vel	1.9540	10600.	83	34522	No
259	GOM_NL__2PRFIN20081006_203934_000000482072_00401_34523_2117.N1	06-OCT-2008 20:39:34	Dark	48.000	41	Eps Car	1.8600	4100.0	96	34523	No
260	GOM_NL__2PRFIN20081006_204135_000000442072_00401_34523_2118.N1	06-OCT-2008 20:41:35	Dark	43.500	161	Tau Pup	2.9310	4500.0	87	34523	No
261	GOM_NL__2PRFIN20081006_204259_000000572072_00401_34523_2119.N1	06-OCT-2008 20:42:59	Dark	56.500	2	Alp Car	-0.73600	7000.0	113	34523	No
262	GOM_NL__2PRFIN20081006_205145_000000382072_00401_34523_2120.N1	06-OCT-2008 20:51:45	Dark	38.000	143	Alp Hyi	2.8570	7200.0	76	34523	No
263	GOM_NL__2PRFIN20081006_205313_000000502072_00401_34523_2121.N1	06-OCT-2008 20:53:13	Dark	49.500	9	Alp Eri	0.45300	24000.	99	34523	No
264	GOM_NL__2PRFIN20081006_205516_000000472072_00401_34523_2122.N1	06-OCT-2008 20:55:16	Straylight	47.000	157	The1Eri	2.9060	9300.0	94	34523	No
265	GOM_NL__2PRFIN20081006_205825_000000412072_00401_34523_2123.N1	06-OCT-2008 20:58:25	Straylight	40.500	84	Alp Phe	2.3970	4500.0	81	34523	No
266	GOM_NL__2PRFIN20081006_210511_000000452072_00401_34523_2124.N1	06-OCT-2008 21:05:11	Straylight	44.500	52	16Bet Cet	2.0370	4500.0	89	34523	No
267	GOM_NL__2PRFIN20081006_211513_000000382072_00401_34523_2125.N1	06-OCT-2008 21:15:13	Bright	37.500	140	88Gam Peg	2.8340	26000.	75	34523	No
268	GOM_NL__2PRFIN20081006_211852_000000382072_00401_34523_2126.N1	06-OCT-2008 21:18:52	Bright	37.500	93	53Bet Peg	2.5200	3100.0	75	34523	No
269	GOM_NL__2PRFIN20081006_212737_000000402072_00401_34523_2127.N1	06-OCT-2008 21:27:37	Bright	39.500	68	18Alp Cas	2.2250	4500.0	79	34523	No
270	GOM_NL__2PRFIN20081006_212902_000000392072_00401_34523_2128.N1	06-OCT-2008 21:29:02	Bright	39.000	76	27Gam Cas	2.3000	30000.	78	34523	No
271	GOM_NL__2PRFIN20081006_213608_000000362072_00401_34523_2129.N1	06-OCT-2008 21:36:08	Bright	36.000	49	1Alp UMi	1.9900	6300.0	72	34523	No
272	GOM_NL__2PRFIN20081006_214415_000000372072_00401_34523_2130.N1	06-OCT-2008 21:44:15	Bright	36.500	36	50Alp UMa	1.8000	6300.0	73	34523	No
273	GOM_NL__2PRFIN20081006_214546_000000352072_00401_34523_2131.N1	06-OCT-2008 21:45:46	Bright	34.500	82	48Bet UMa	2.3650	10600.	69	34523	No
274	GOM_NL__2PRFIN20081006_215547_000000382072_00401_34523_2132.N1	06-OCT-2008 21:55:47	Bright	38.000	166	17Eps Leo	2.9800	6000.0	76	34523	No
275	GOM_NL__2PRFIN20081006_215854_000000392072_00401_34523_2133.N1	06-OCT-2008 21:58:54	Bright	38.500	22	32Alp Leo	1.3600	15200.	77	34523	No
276	GOM_NL__2PRFIN20081006_220542_000000492072_00401_34523_2134.N1	06-OCT-2008 22:05:42	Twilight	49.000	48	30Alp Hya	1.9770	4100.0	98	34523	No
277	GOM_NL__2PRFIN20081006_221328_000000482072_00401_34523_2135.N1	06-OCT-2008 22:13:28	Dark	48.000	132	15Rho Pup	2.8030	6900.0	96	34523	No
278	GOM_NL__2PRFIN20081006_221521_000000512072_00401_34523_2136.N1	06-OCT-2008 22:15:21	Dark	50.500	65	Lam Vel	2.2040	4400.0	101	34523	No

279	GOM_NL__2PRFIN20081006_221835_000000402072_00401_34523_2137.N1	06-OCT-2008 22:18:35	Dark	40.000	46	Del Vel	1.9540	10600.	80	34523	No
280	GOM_NL__2PRFIN20081006_222010_000000482072_00402_34524_2139.N1	06-OCT-2008 22:20:10	Dark	47.500	41	Eps Car	1.8600	4100.0	95	34524	No
281	GOM_NL__2PRFIN20081006_222212_000000452072_00402_34524_2140.N1	06-OCT-2008 22:22:12	Dark	44.500	161	Tau Pup	2.9310	4500.0	89	34524	No
282	GOM_NL__2PRFIN20081006_222336_000000472072_00402_34524_2141.N1	06-OCT-2008 22:23:36	Dark	46.500	2	Alp Car	-0.73600	7000.0	93	34524	No
283	GOM_NL__2PRFIN20081006_223221_000000372072_00402_34524_2142.N1	06-OCT-2008 22:32:21	Dark	36.500	143	Alp Hyi	2.8570	7200.0	73	34524	No
284	GOM_NL__2PRFIN20081006_223349_000000452072_00402_34524_2143.N1	06-OCT-2008 22:33:49	Dark	45.000	9	Alp Eri	0.45300	24000.	90	34524	No
285	GOM_NL__2PRFIN20081006_223552_000000452072_00402_34524_2144.N1	06-OCT-2008 22:35:52	Straylight	45.000	157	The1Eri	2.9060	9300.0	90	34524	No
286	GOM_NL__2PRFIN20081006_223902_000000402072_00402_34524_2145.N1	06-OCT-2008 22:39:02	Straylight	40.000	84	Alp Phe	2.3970	4500.0	80	34524	No
287	GOM_NL__2PRFIN20081006_224547_000000452072_00402_34524_2146.N1	06-OCT-2008 22:45:47	Straylight	45.000	52	16Bet Cet	2.0370	4500.0	90	34524	No
288	GOM_NL__2PRFIN20081006_225548_000000382072_00402_34524_2147.N1	06-OCT-2008 22:55:48	Bright	38.000	140	88Gam Peg	2.8340	26000.	76	34524	No
289	GOM_NL__2PRFIN20081006_225928_000000372072_00402_34524_2148.N1	06-OCT-2008 22:59:28	Bright	37.000	93	53Bet Peg	2.5200	3100.0	74	34524	No
290	GOM_NL__2PRFIN20081006_230813_000000402072_00402_34524_2149.N1	06-OCT-2008 23:08:13	Bright	40.000	68	18Alp Cas	2.2250	4500.0	80	34524	No
291	GOM_NL__2PRFIN20081006_230937_000000392072_00402_34524_2150.N1	06-OCT-2008 23:09:37	Bright	39.000	76	27Gam Cas	2.3000	30000.	78	34524	No
292	GOM_NL__2PRFIN20081006_231644_000000372072_00402_34524_2151.N1	06-OCT-2008 23:16:44	Bright	36.500	49	1Alp UMi	1.9900	6300.0	73	34524	No
293	GOM_NL__2PRFIN20081006_232451_000000372072_00402_34524_2152.N1	06-OCT-2008 23:24:51	Bright	36.500	36	50Alp UMa	1.8000	6300.0	73	34524	No
294	GOM_NL__2PRFIN20081006_232622_000000352072_00402_34524_2153.N1	06-OCT-2008 23:26:22	Bright	35.000	82	48Bet UMa	2.3650	10600.	70	34524	No
295	GOM_NL__2PRFIN20081006_233623_000000372072_00402_34524_2154.N1	06-OCT-2008 23:36:23	Bright	37.000	166	17Eps Leo	2.9800	6000.0	74	34524	No
296	GOM_NL__2PRFIN20081006_233930_000000352072_00402_34524_2155.N1	06-OCT-2008 23:39:30	Bright	34.500	22	32Alp Leo	1.3600	15200.	69	34524	No
297	GOM_NL__2PRFIN20081006_234618_000000512072_00402_34524_2156.N1	06-OCT-2008 23:46:18	Twilight	51.000	48	30Alp Hya	1.9770	4100.0	102	34524	No
298	GOM_NL__2PRFIN20081006_235557_000000422072_00402_34524_2157.N1	06-OCT-2008 23:55:57	Dark	42.000	65	Lam Vel	2.2040	4400.0	84	34524	No
299	GOM_NL__2PRFIN20081006_235911_000000392072_00402_34524_2158.N1	06-OCT-2008 23:59:11	Dark	39.000	46	Del Vel	1.9540	10600.	78	34524	No

### 3. Quality information per product

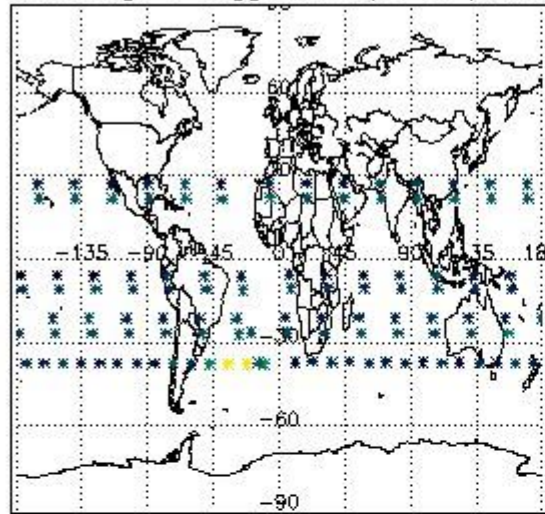
In this section it is plotted some information contained in the Quality Summary data set of the level 2 products. Only products in dark limb conditions and without errors (error flag in the MPH set to "0") are used.

#### 3.1 Plot quality information per product (time dependant)

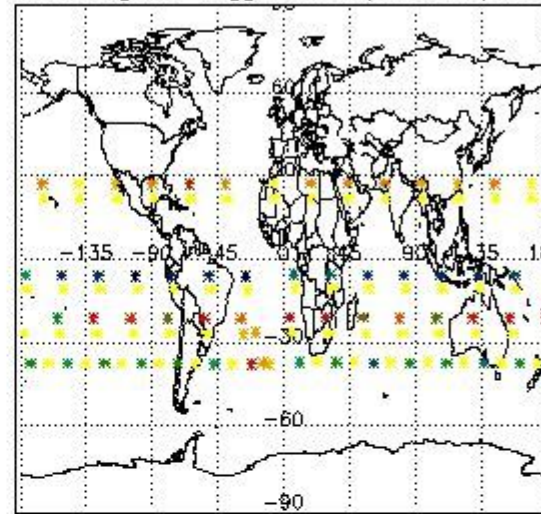


3.2 Plot quality information per product (world map)

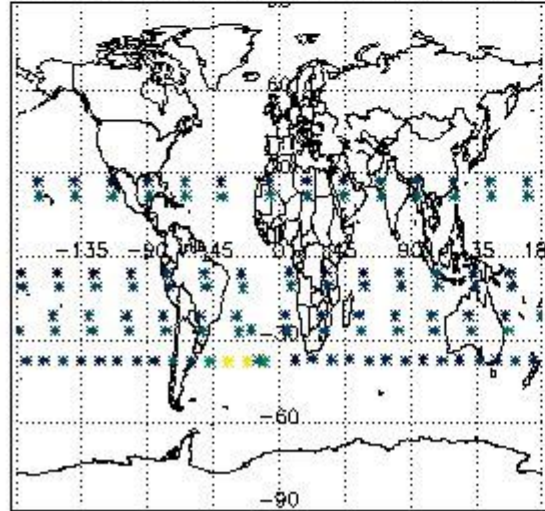
Percentage of flagged data per O3 profile



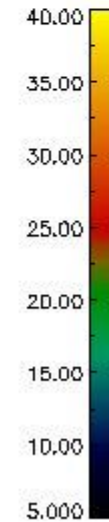
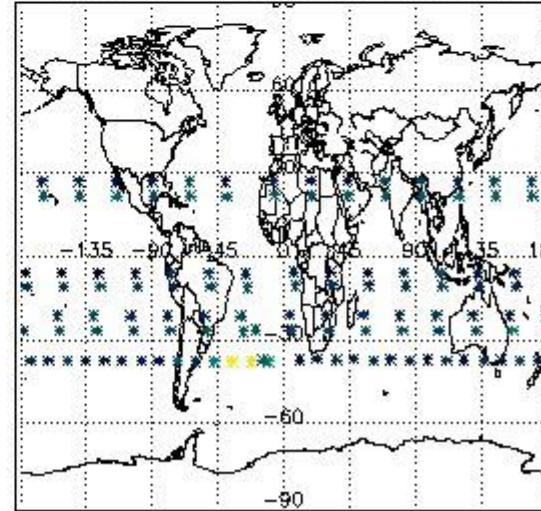
Percentage of flagged data per H2O profile



Percentage of flagged data per NO2 profile



Percentage of flagged data per NO3 profile

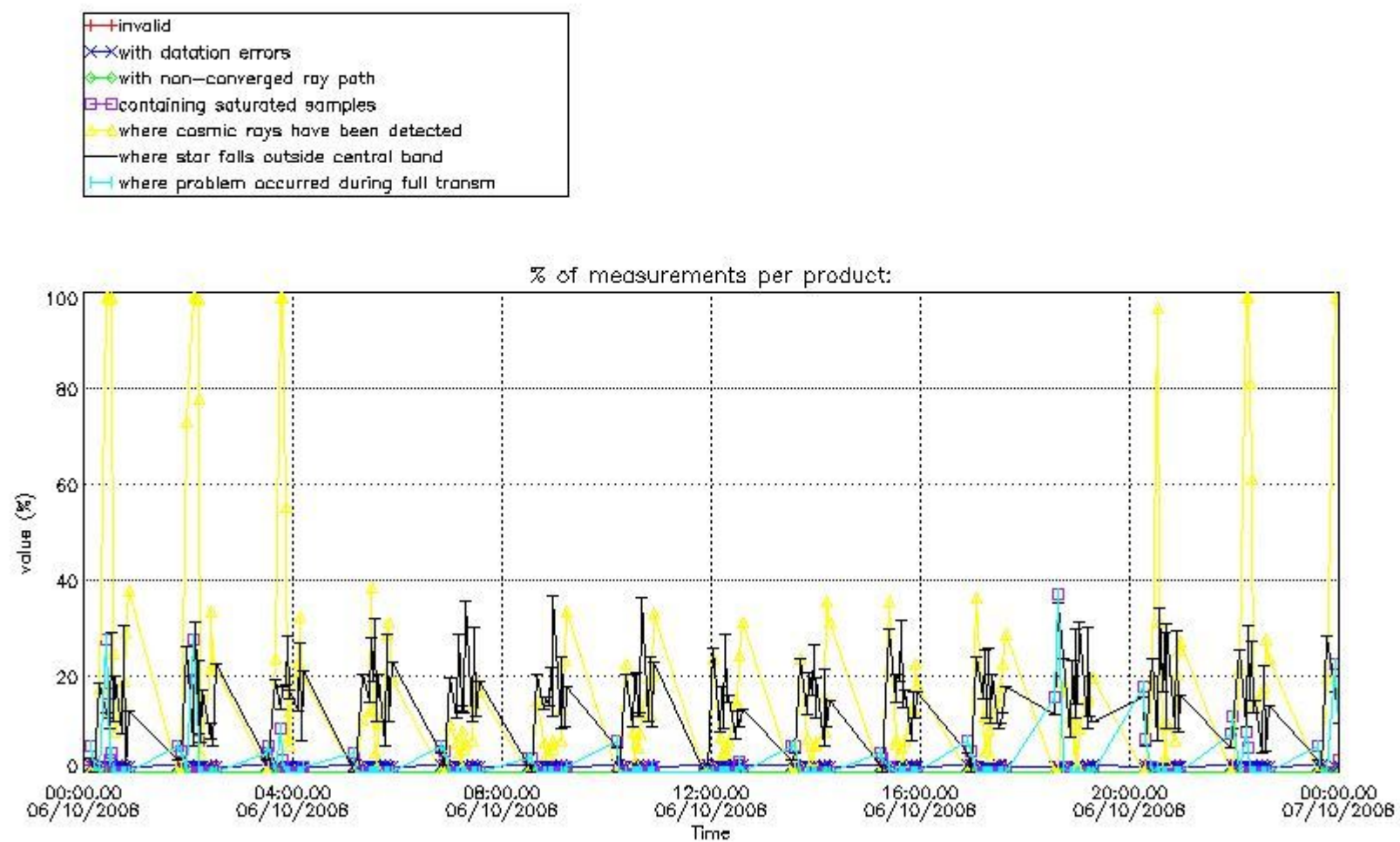


#### 4. Level 1 quality information per product

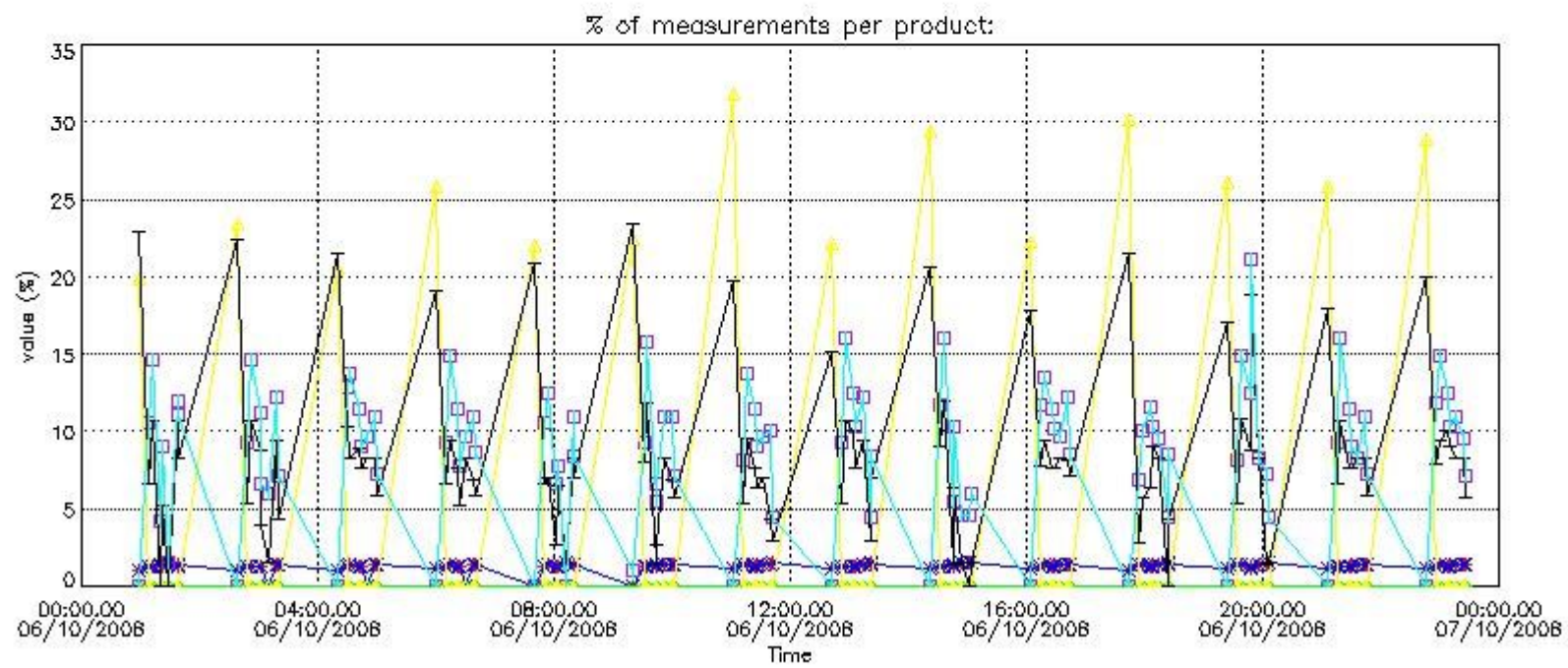
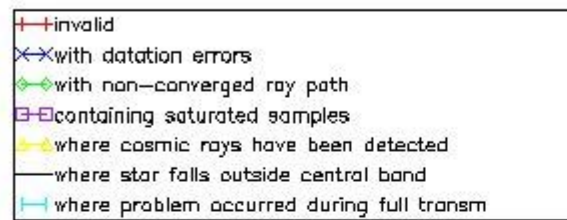
In this section it is plotted some information contained in the Quality Summary data set of the level 2 products that comes from the level 1b processing. Products without errors (error flag in the MPH set to "0") are used.

##### 4.1 Plot quality information per product (time dependant) coming from level 1b processing

###### 4.1.1 Plot level 1 quality information per product (time dependant): ENVISAT ASCENDING passes



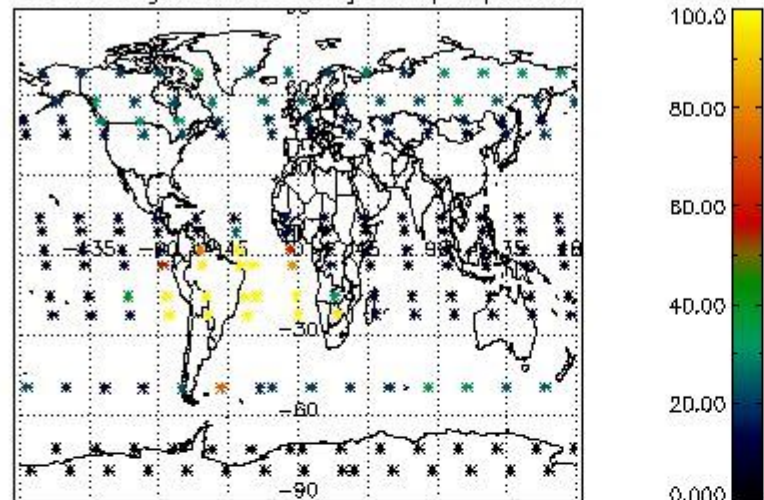
4.1.2 Plot level 1 quality information per product (time dependant): ENVI SAT DESCENDING passes



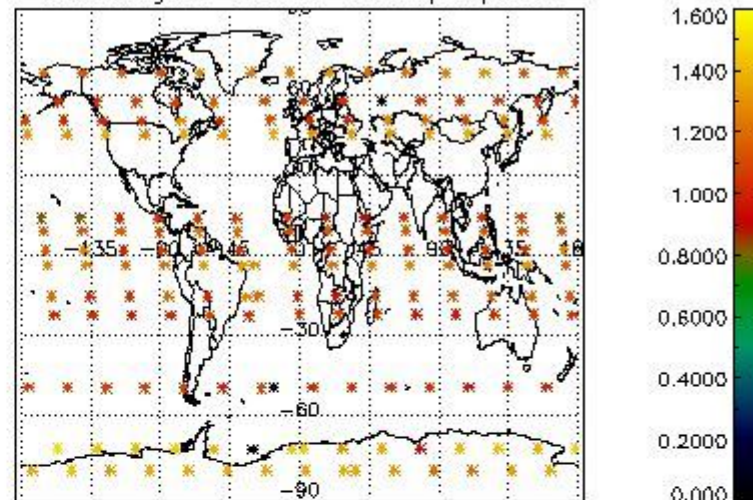
*4.2 Plot quality information per product coming from level 1b processing (world map)*

*4.2.1 Plot level 1 quality information per product (world map): ENVISAT ASCENDING passes*

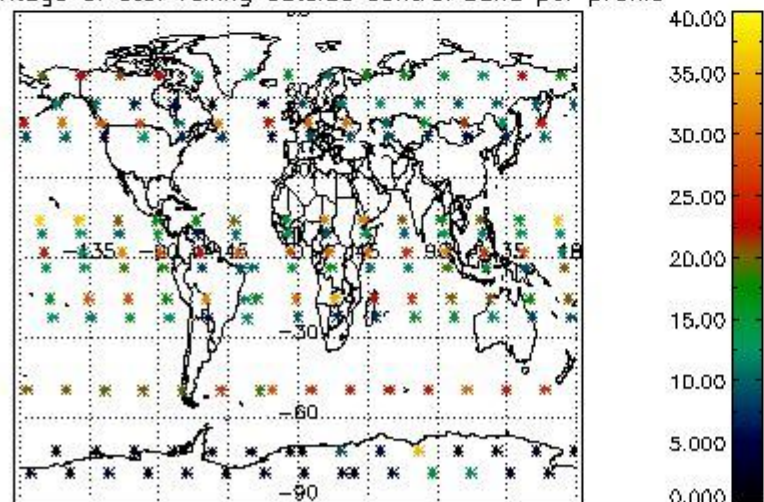
Percentage of cosmic ray hits per profile



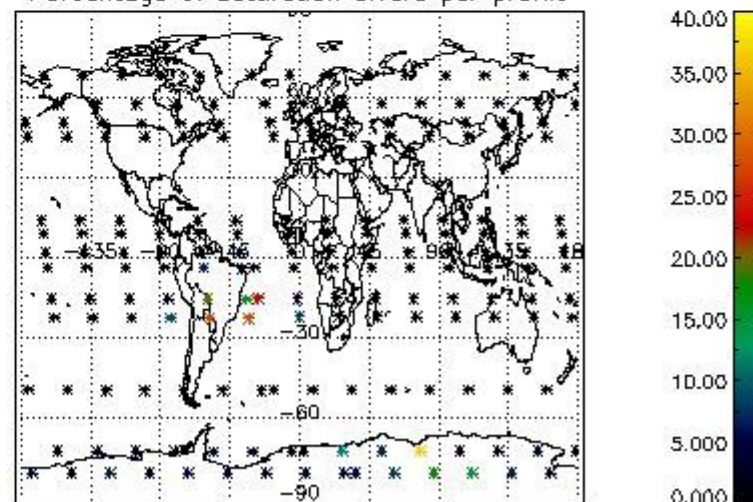
Percentage of datation errors per profile



Percentage of star falling outside central band per profile

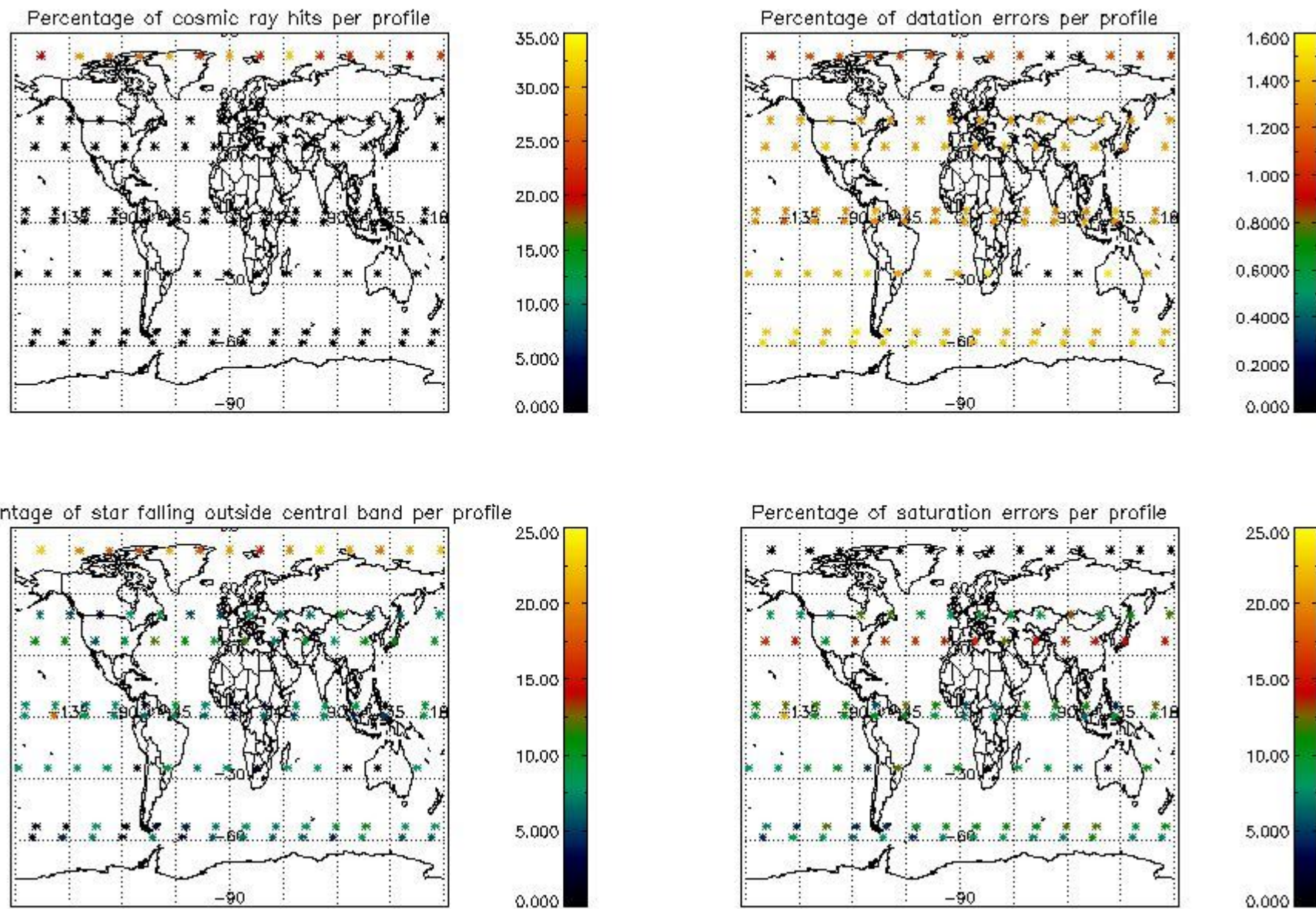


Percentage of saturation errors per profile



4.2.2 Plot level 1 quality information per product (world map): ENVISAT DESCENDING passes





## 5. Trace gas profiles

### 5.1 Ozone statistics based on quality of products

The final quality of the products can be "measured" using the STD (Standard Deviation) attached to every point profile. This information is written to the parameter GOM\_NL\_\_2P/NL\_LOCAL\_SPECIES\_DENSITY/o3\_std of the level 2 products. The table below shows the statistics for given STD ranges.

The statistics are given with respect to the overall valid production:

- Products without fatal errors: GOM\_NL\_\_2P/MPH/PRODUCT\_ERR=0
- Valid point profile: GOM\_NL\_\_2P/NL\_LOCAL\_SPECIES\_DENSITY/pcd(0)=0

The 'Criteria' is applied to valid points of dark limb products:

- Products in dark limb illumination condition: GOM\_NL\_\_2P/NL\_SUMMARY\_QUALITY/obs\_ill\_cond=0
- Products without fatal errors: GOM\_NL\_\_2P/MPH/PRODUCT\_ERR=0
- Valid point profile: GOM\_NL\_\_2P/NL\_LOCAL\_SPECIES\_DENSITY/pcd(0)=0

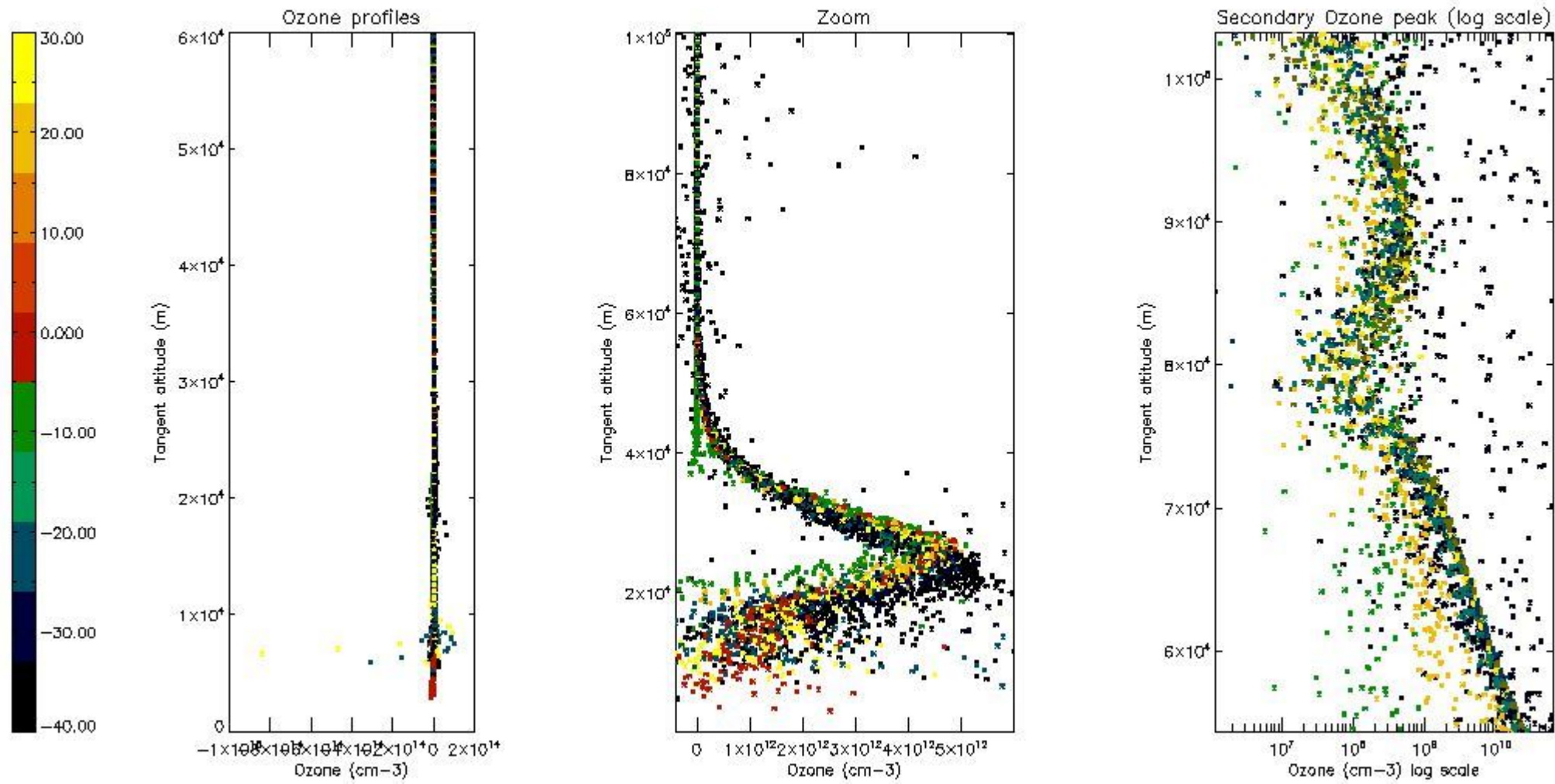
So, the table below shows the percentage of dark limb and valid observations for each criteria with respect to the overall valid daily observations.

Criteria	% of total production
All STD	42
STD < 20	19

STD < 10	14
STD < 5	7

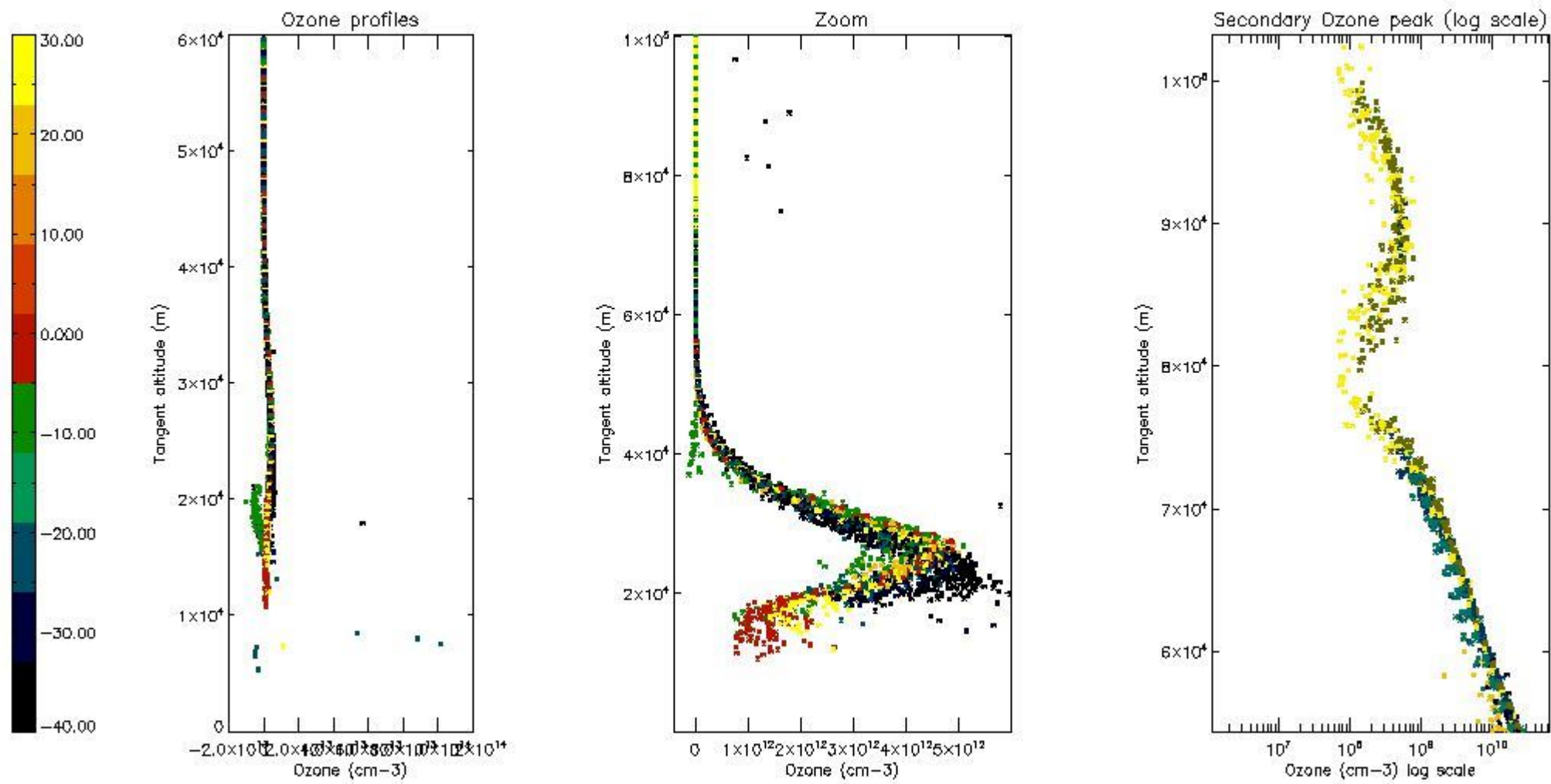
5.2 Plot ozone profiles for all STD (dark without errors)

The colorbar represents the latitude.



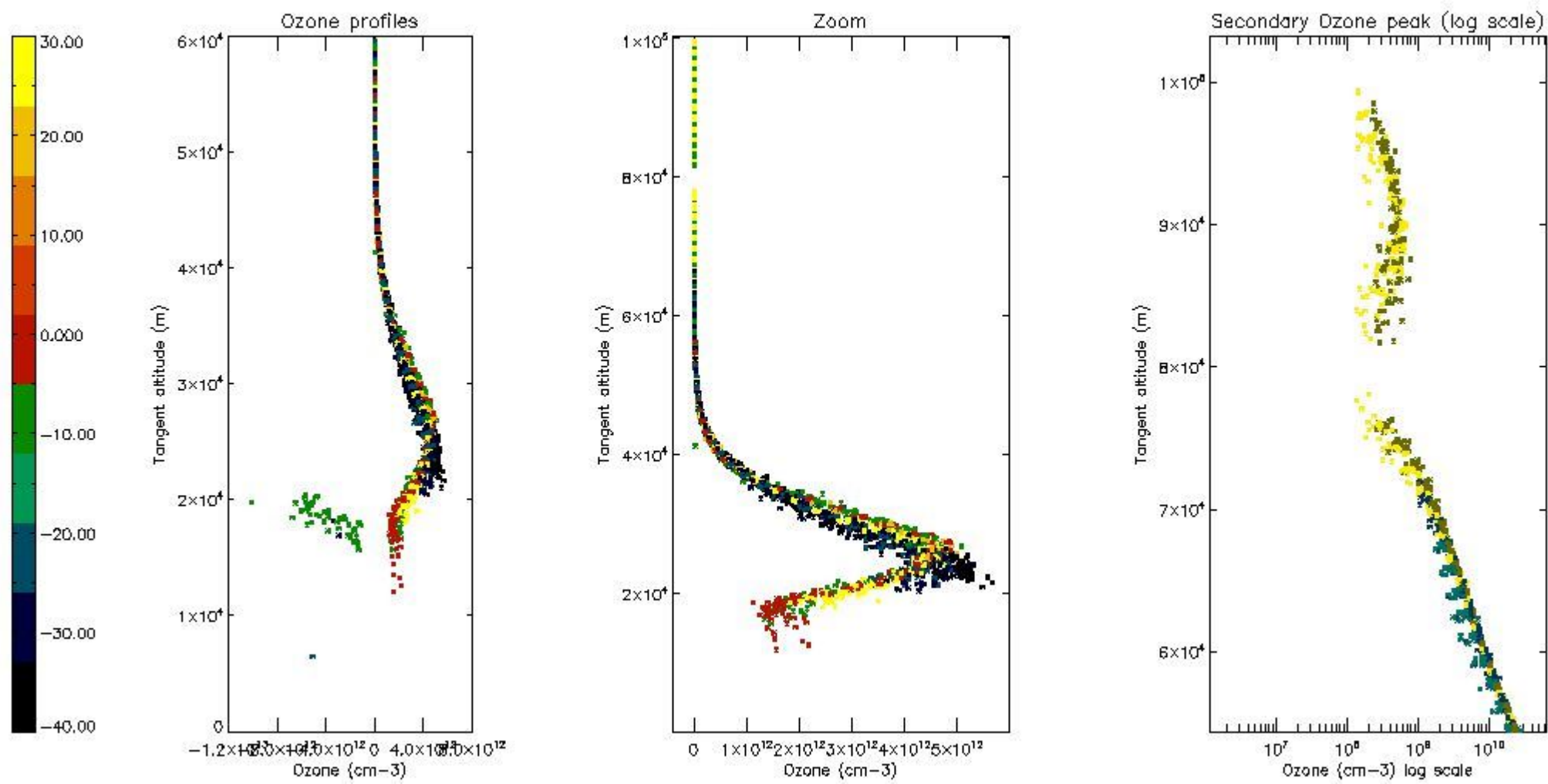
5.3 Plot ozone profiles where STD < 20% (dark without errors)

The colorbar represents the latitude.



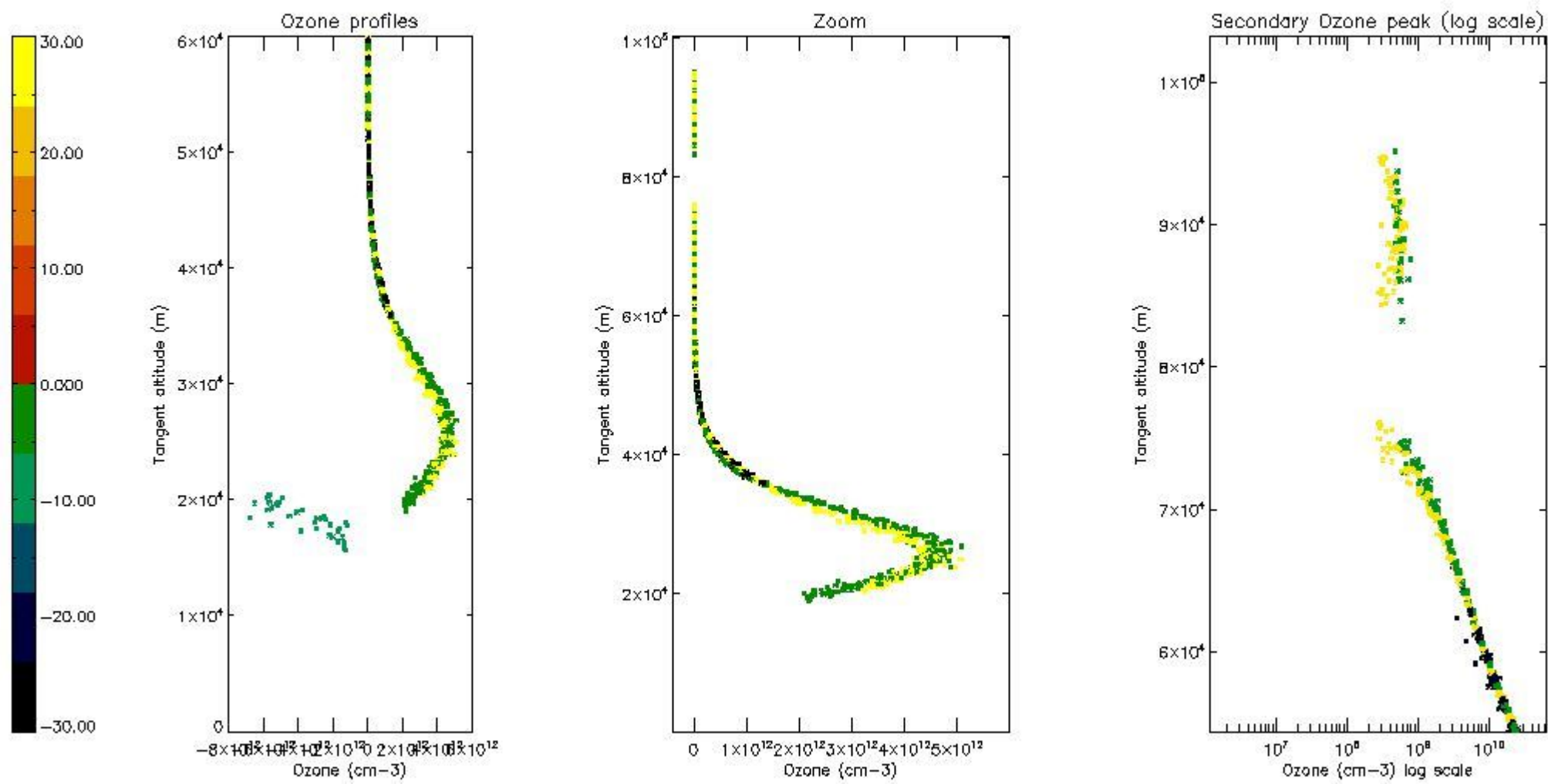
5.4 Plot ozone profiles where  $STD < 10\%$  (dark without errors)

The colorbar represents the latitude.



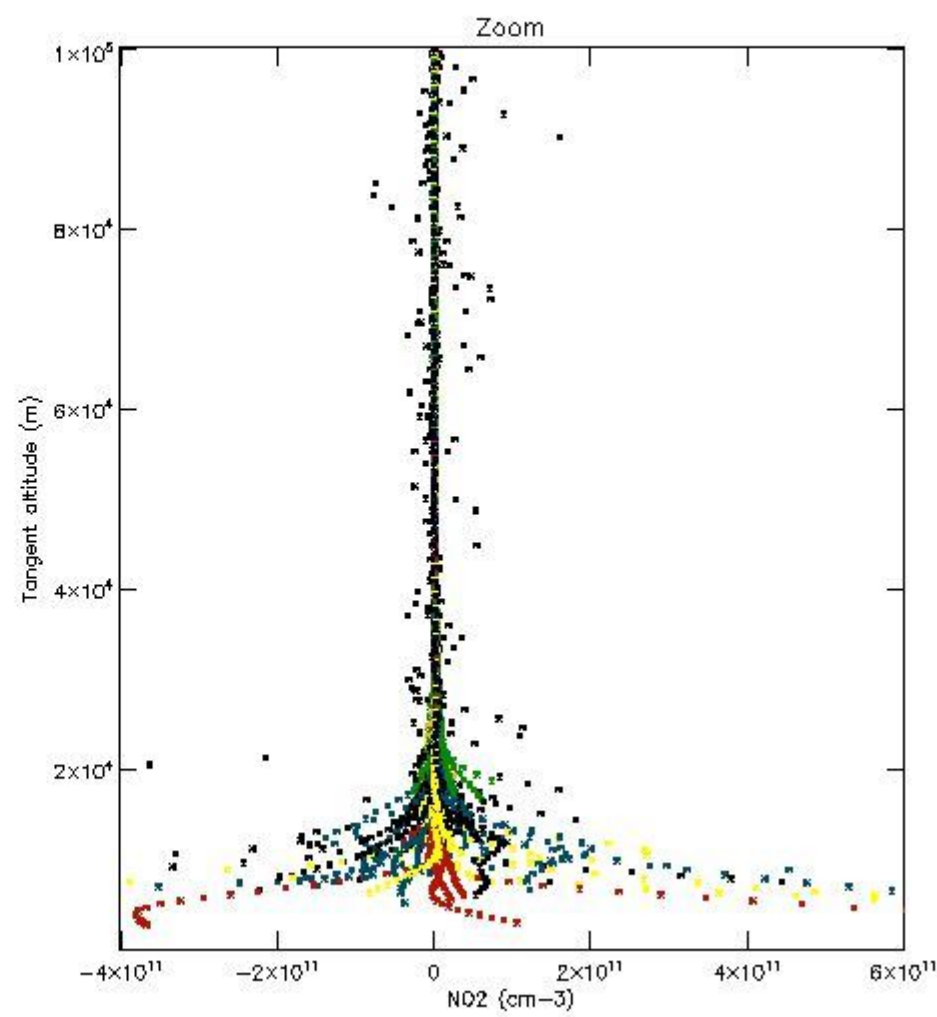
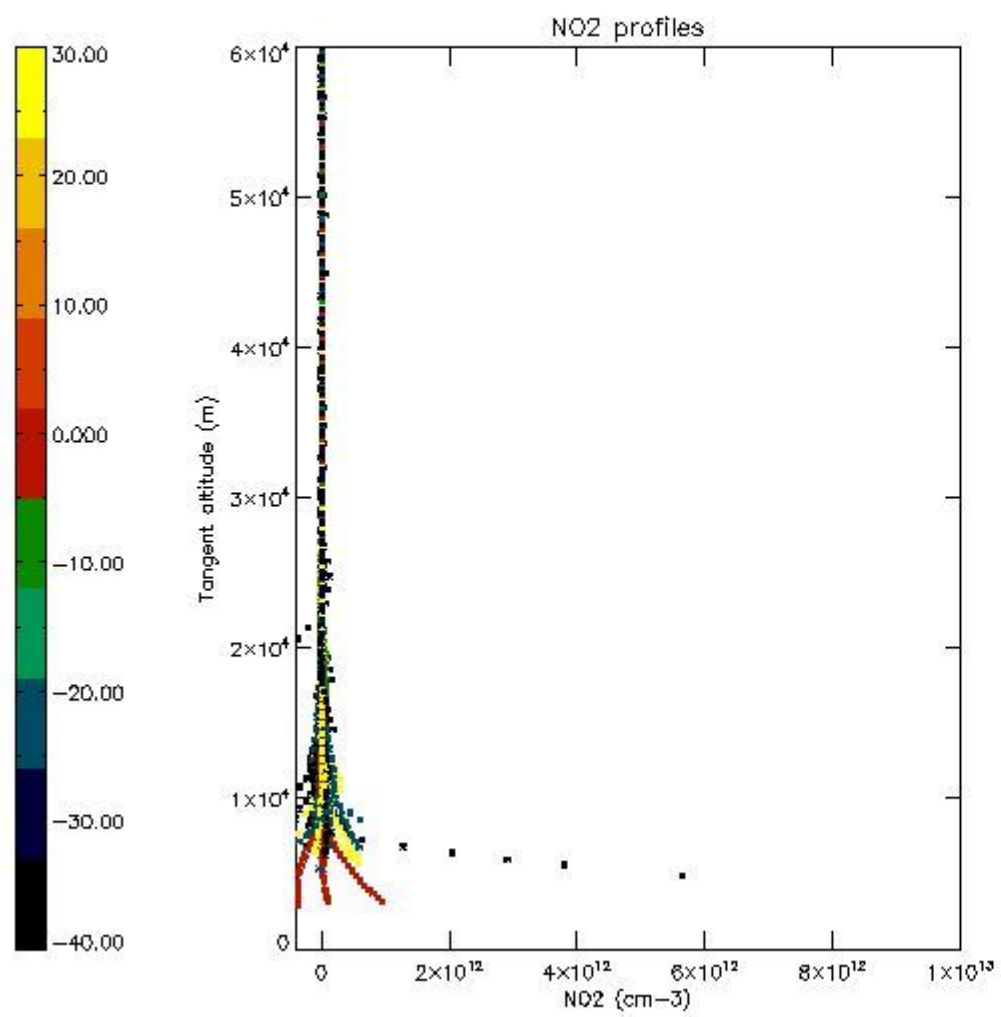
*5.5 Plot ozone profiles where STD < 5% (dark without errors)*

The colorbar represents the latitude.



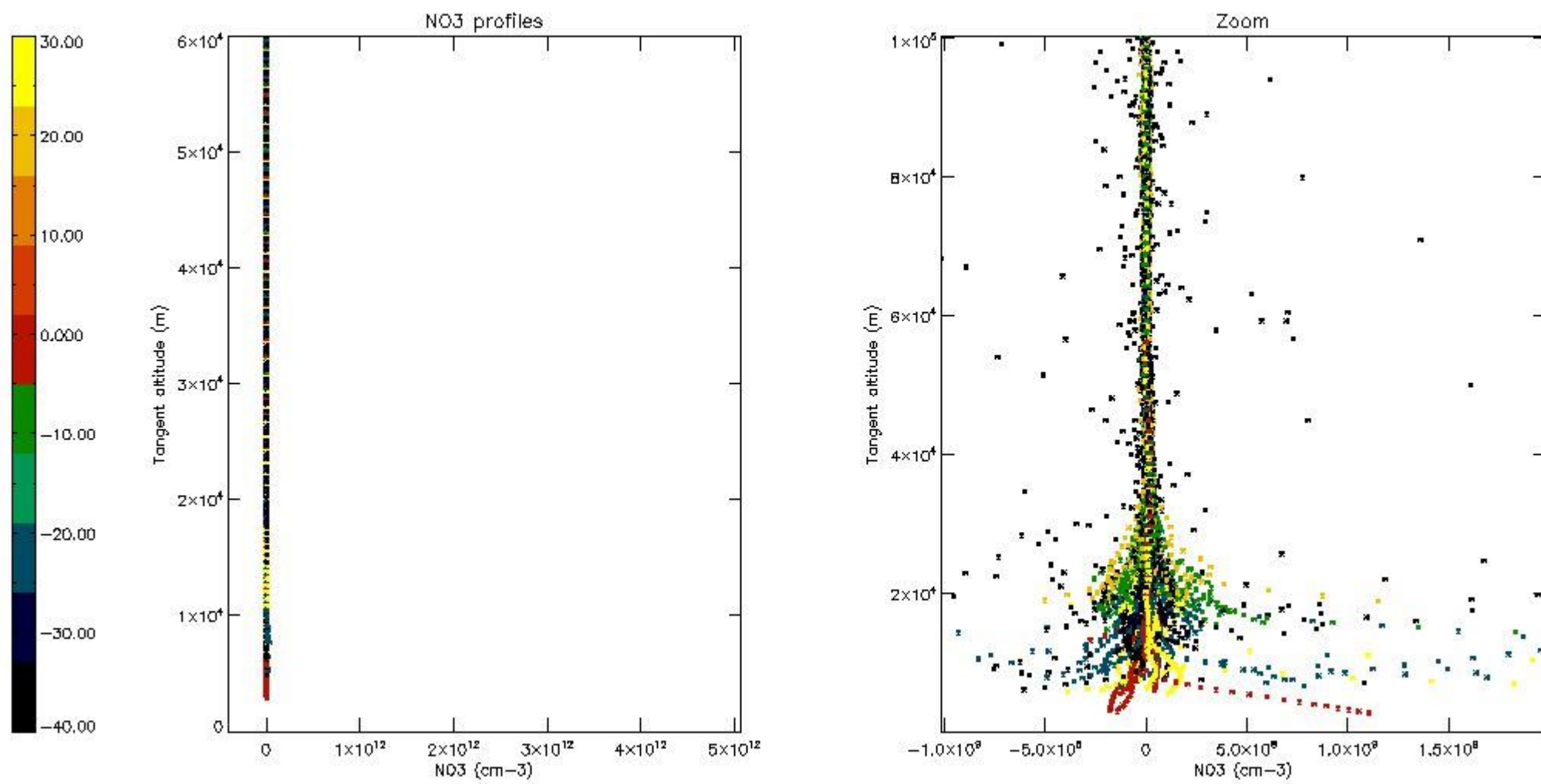
*5.6 Plot NO<sub>2</sub> profiles for all STD (dark without errors)*

The colorbar represents the latitude.



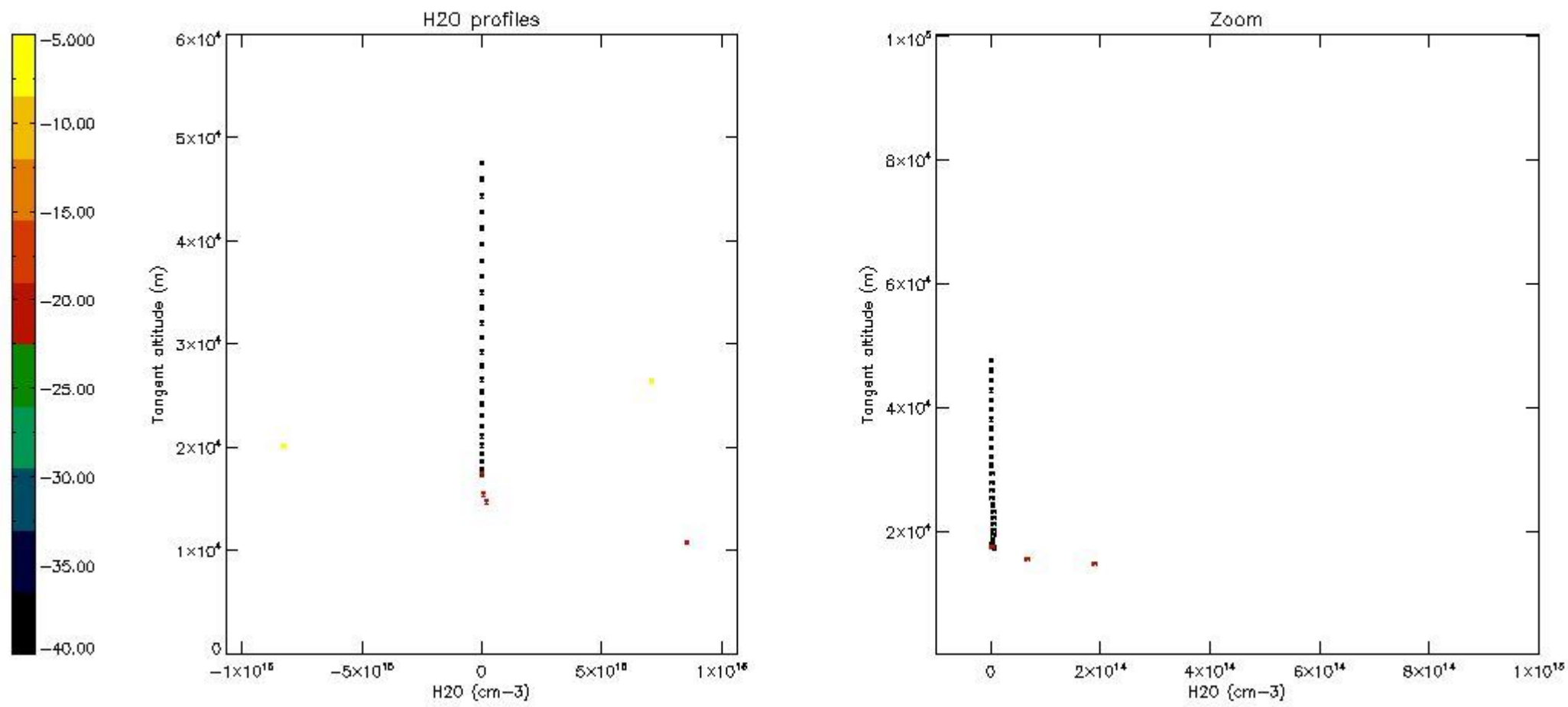
*5.7 Plot NO3 profiles for all STD (dark without errors)*

The colorbar represents the latitude.



*5.8 Plot H2O profiles for all STD (only for occultations of stars 1,2,3,4,13,14,16,26,63 dark without errors)*

The colorbar represents the latitude.

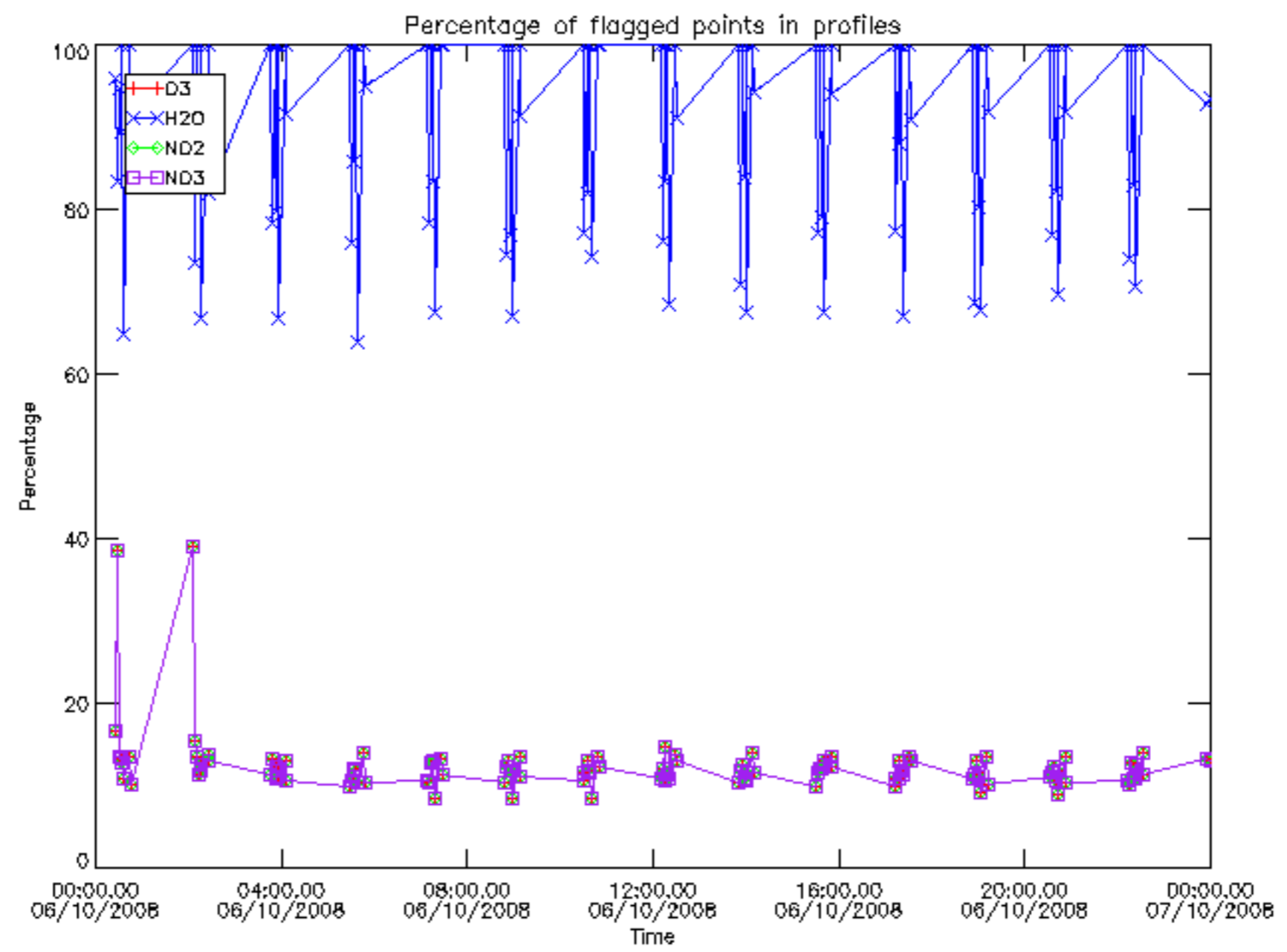


## 6. Auxiliary Data Files used for the production reported in section 2

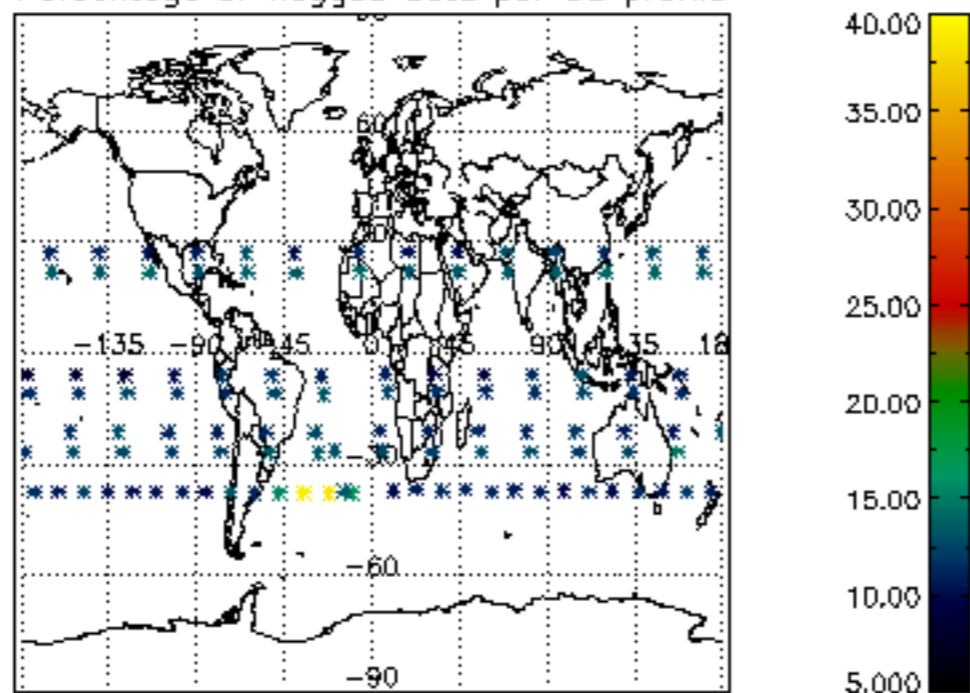
The number reported in the third column indicates since which file (see list in section 2) the corresponding auxiliary file has been used. The fourth column is the date of those product files.

Type	Auxiliary Filename	Used since product	Used since product date
INST_PHYS_CHARACTERISTICS	GOM_INS_AXVIEC20091111_143220_20030716_120000_20500101_000000	1	06-OCT-2008 00:07:57
LEVEL-2_PROC_CONFIG	GOM_PR2_AXVIEC20091111_152718_20020301_000000_20500101_000000	1	06-OCT-2008 00:07:57
CROSS_SECTIONS_FILE	GOM_CR2_AXVIEC20091111_154832_20020301_000000_20500101_000000	1	06-OCT-2008 00:07:57

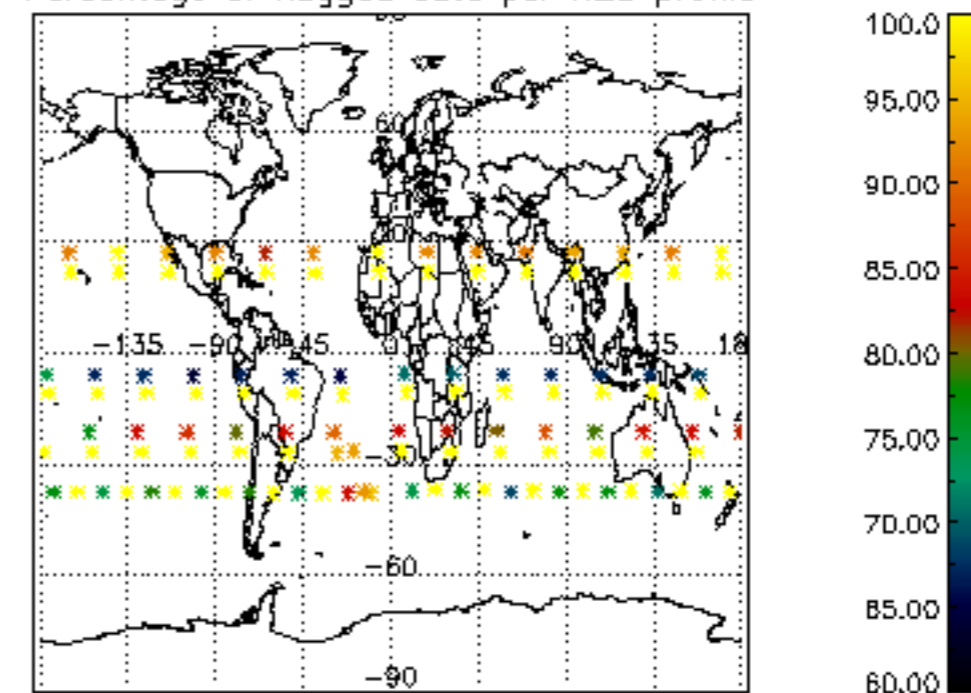




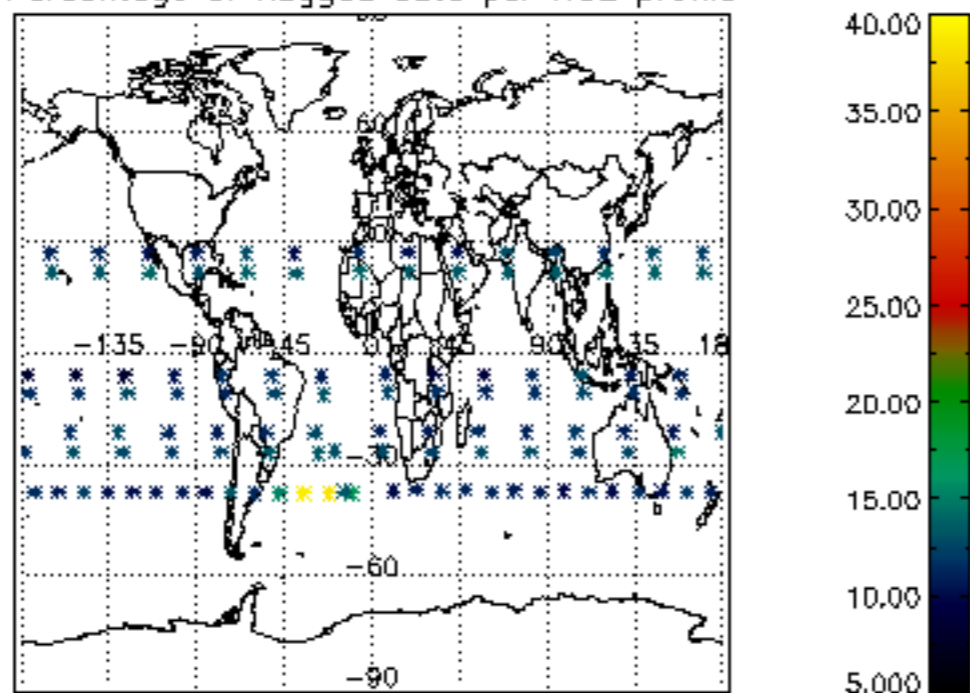
Percentage of flagged data per D3 profile



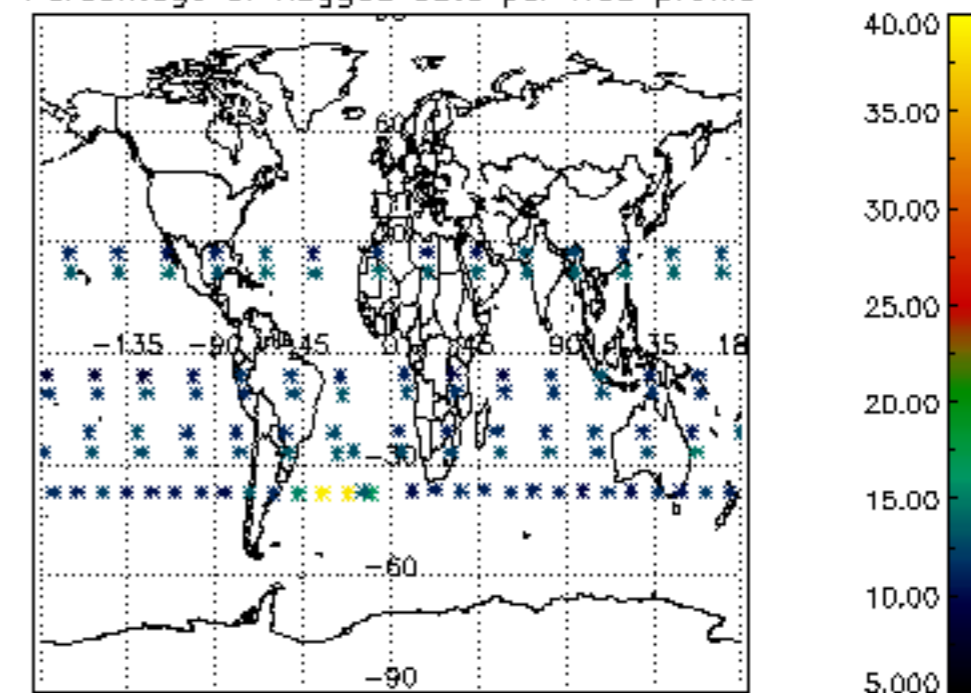
Percentage of flagged data per H2O profile

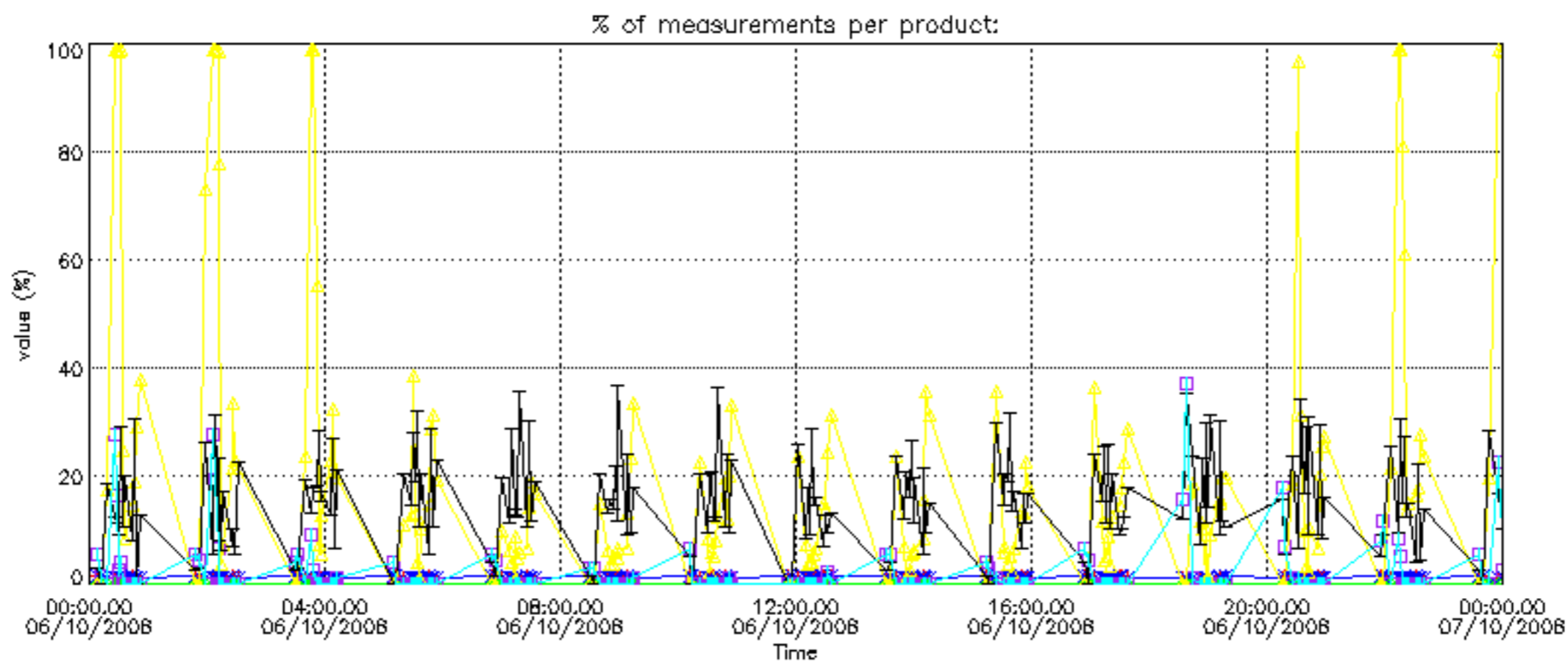


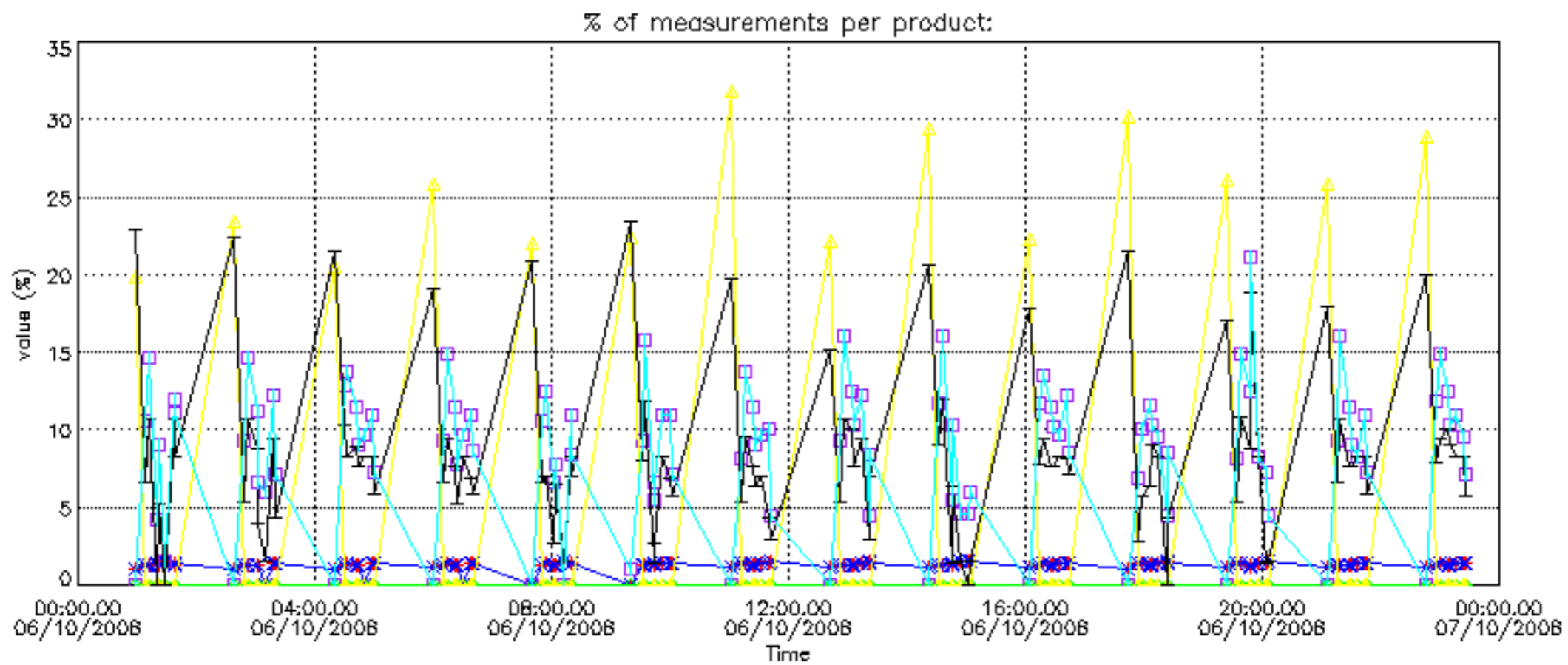
Percentage of flagged data per NO2 profile



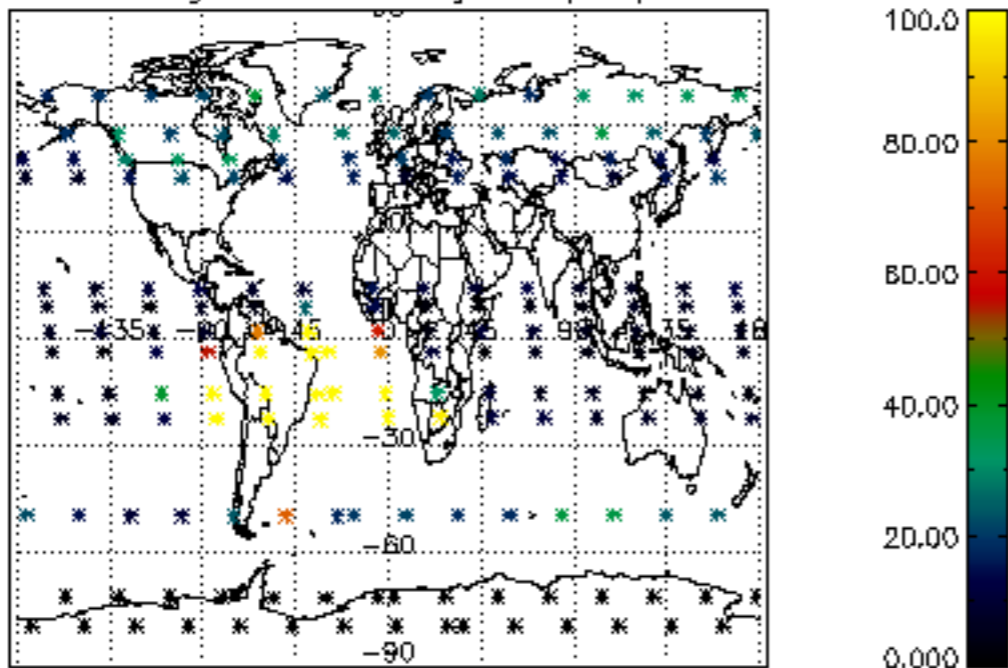
Percentage of flagged data per NO3 profile



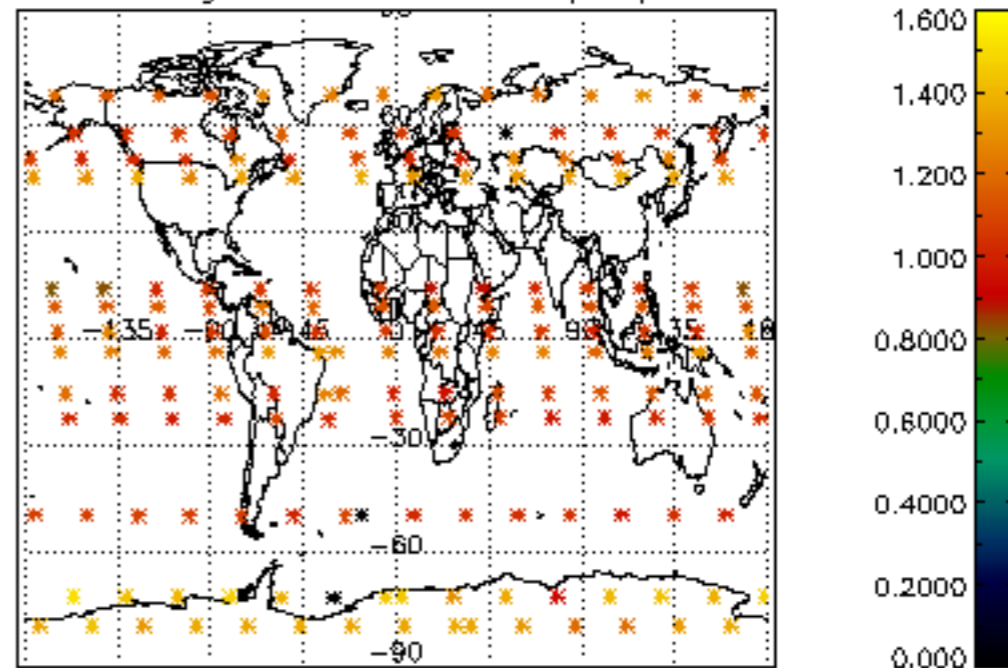




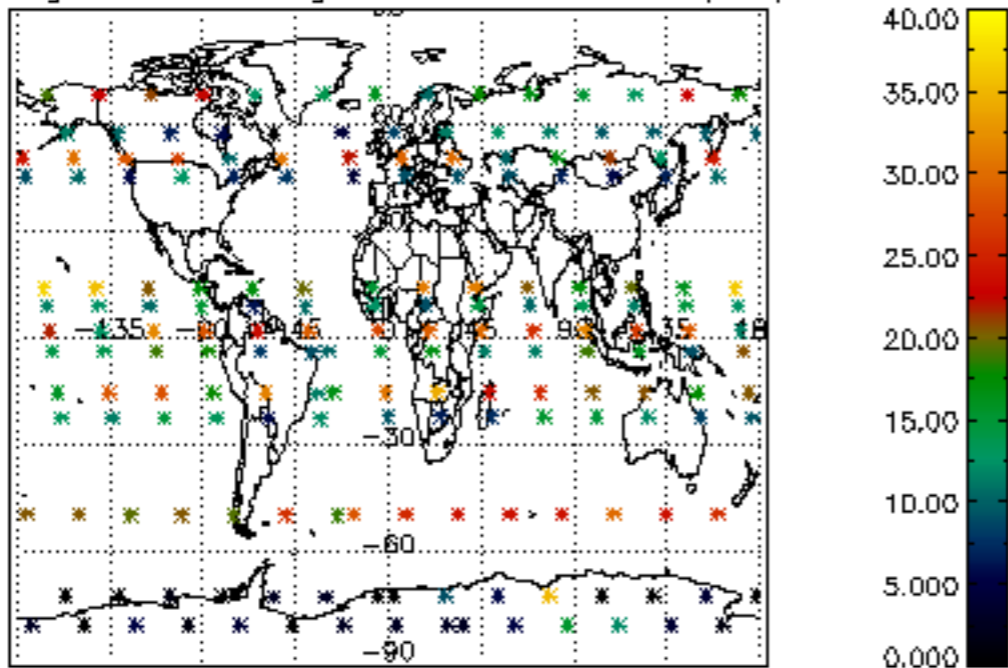
Percentage of cosmic ray hits per profile



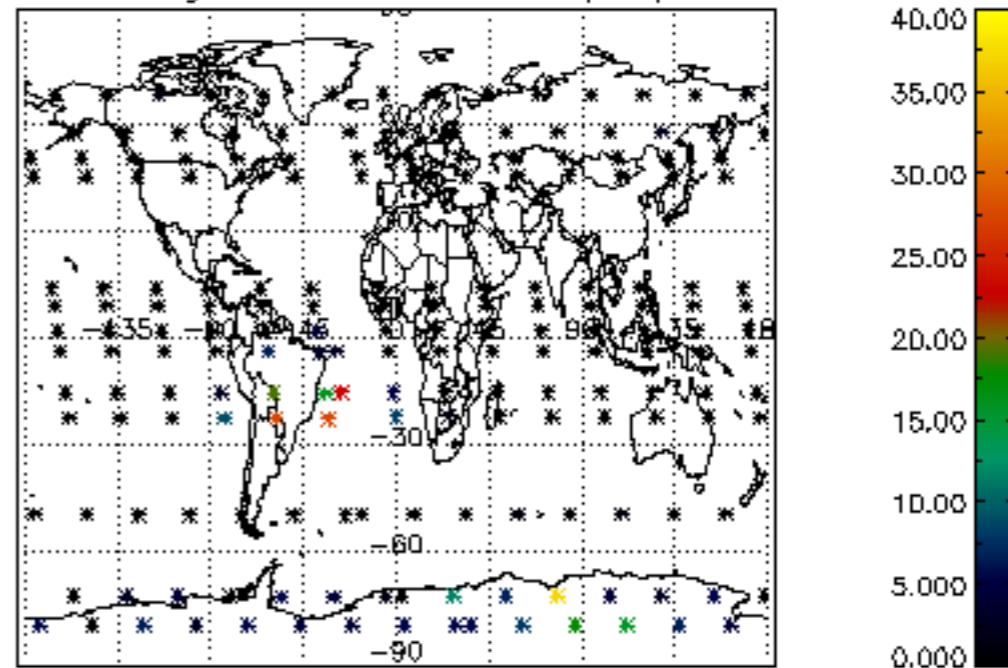
Percentage of datation errors per profile



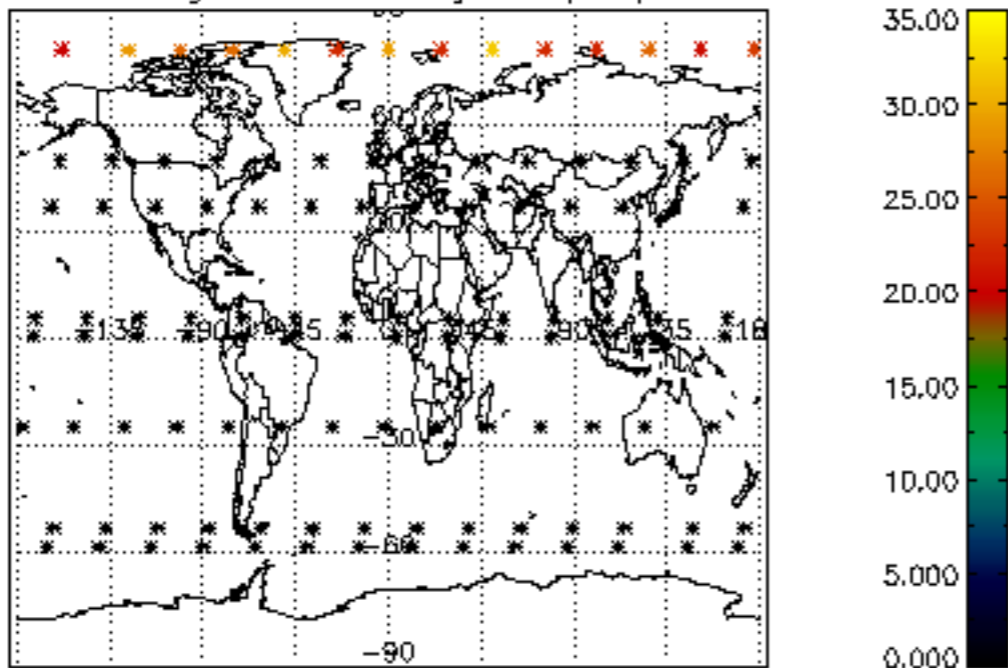
Percentage of star falling outside central band per profile



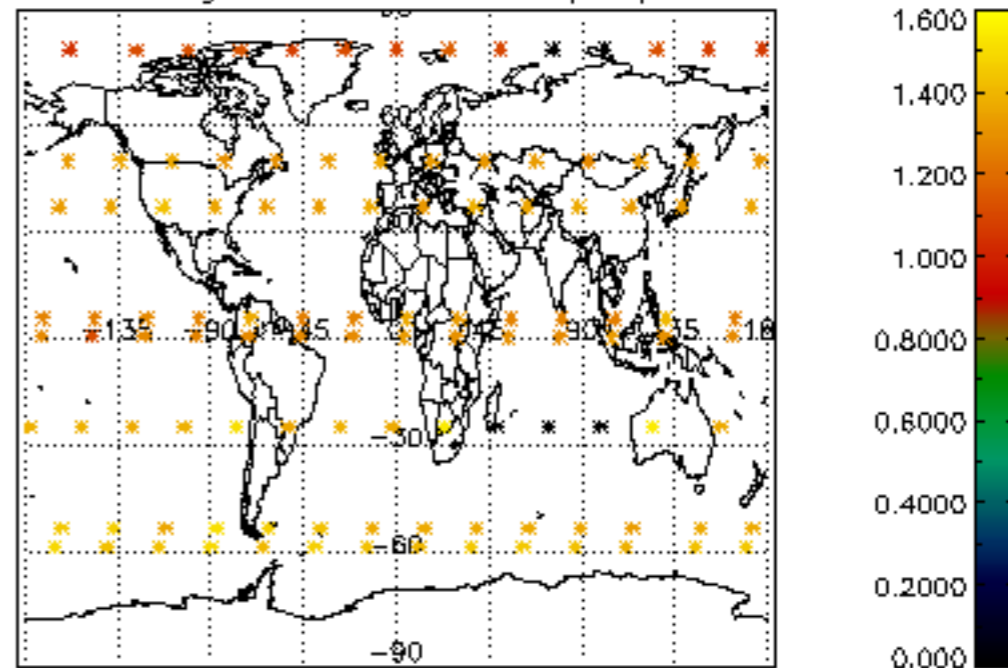
Percentage of saturation errors per profile



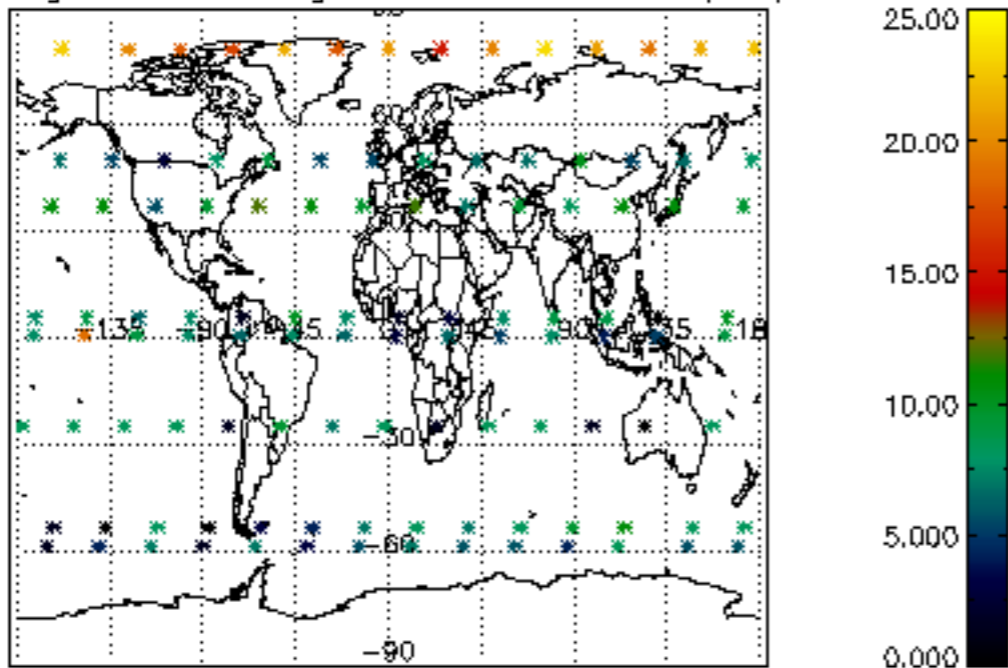
Percentage of cosmic ray hits per profile



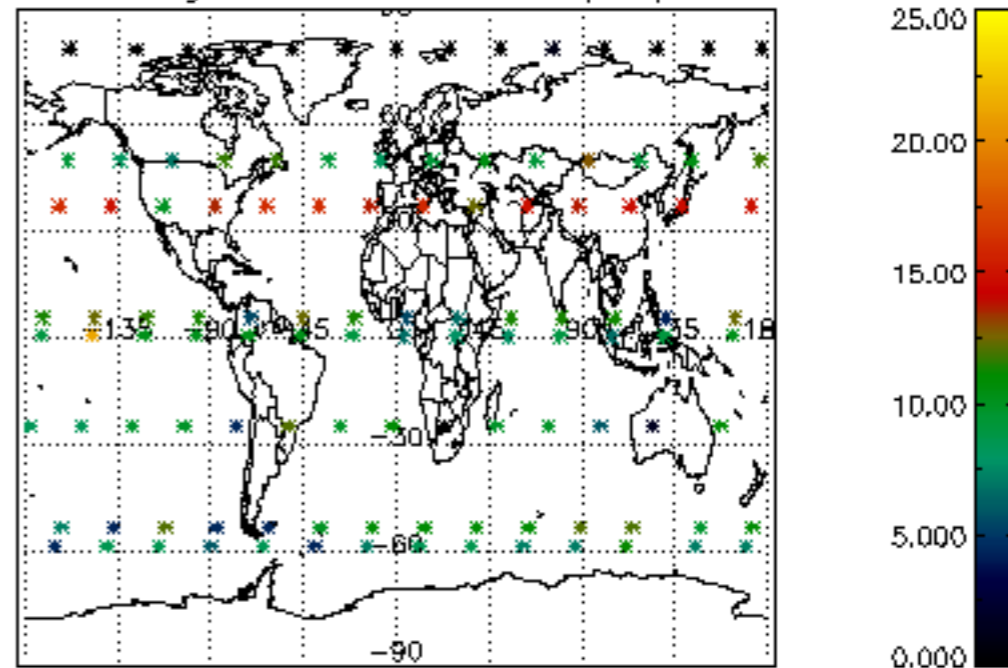
Percentage of datation errors per profile

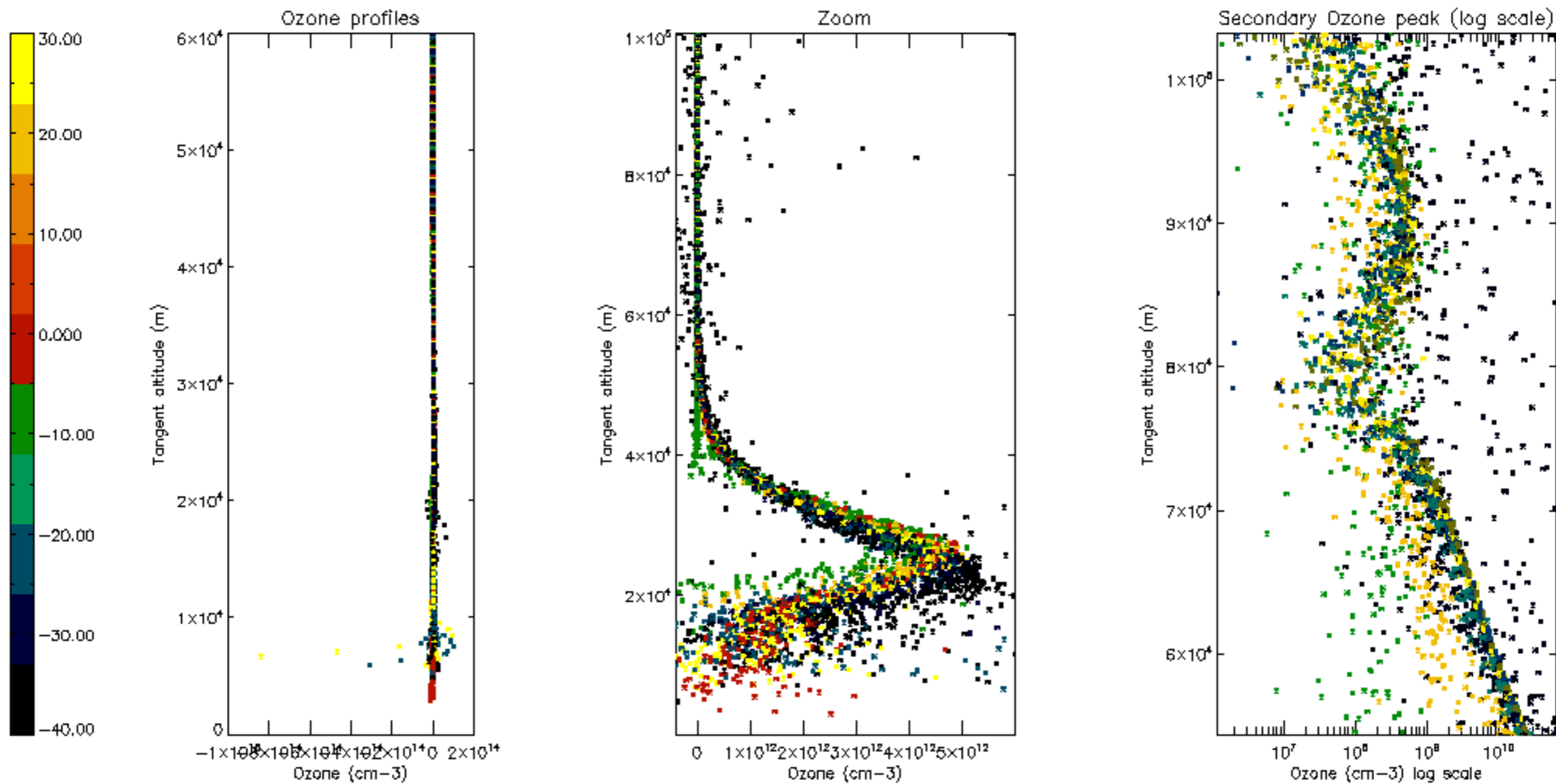


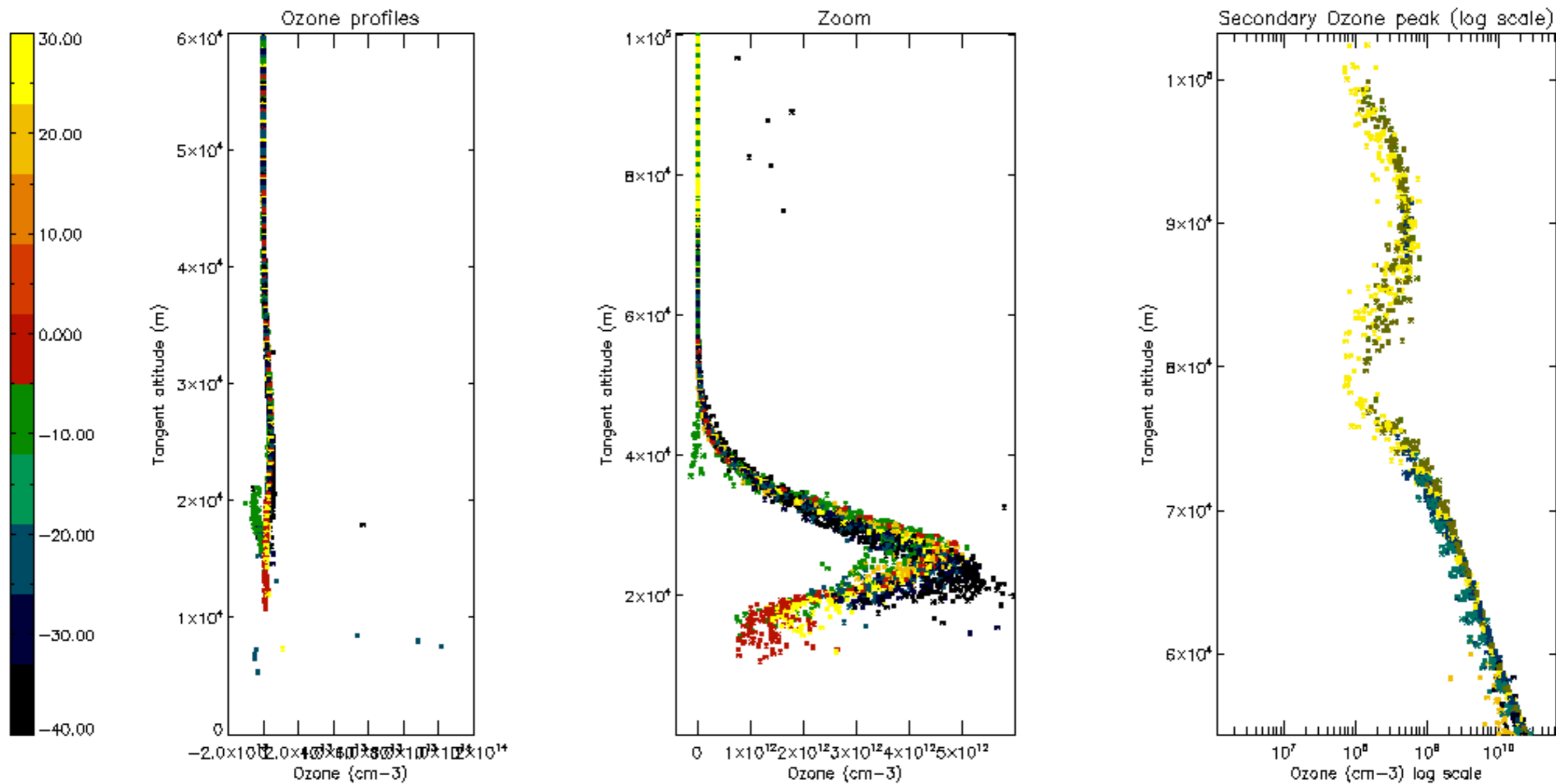
Percentage of star falling outside central band per profile



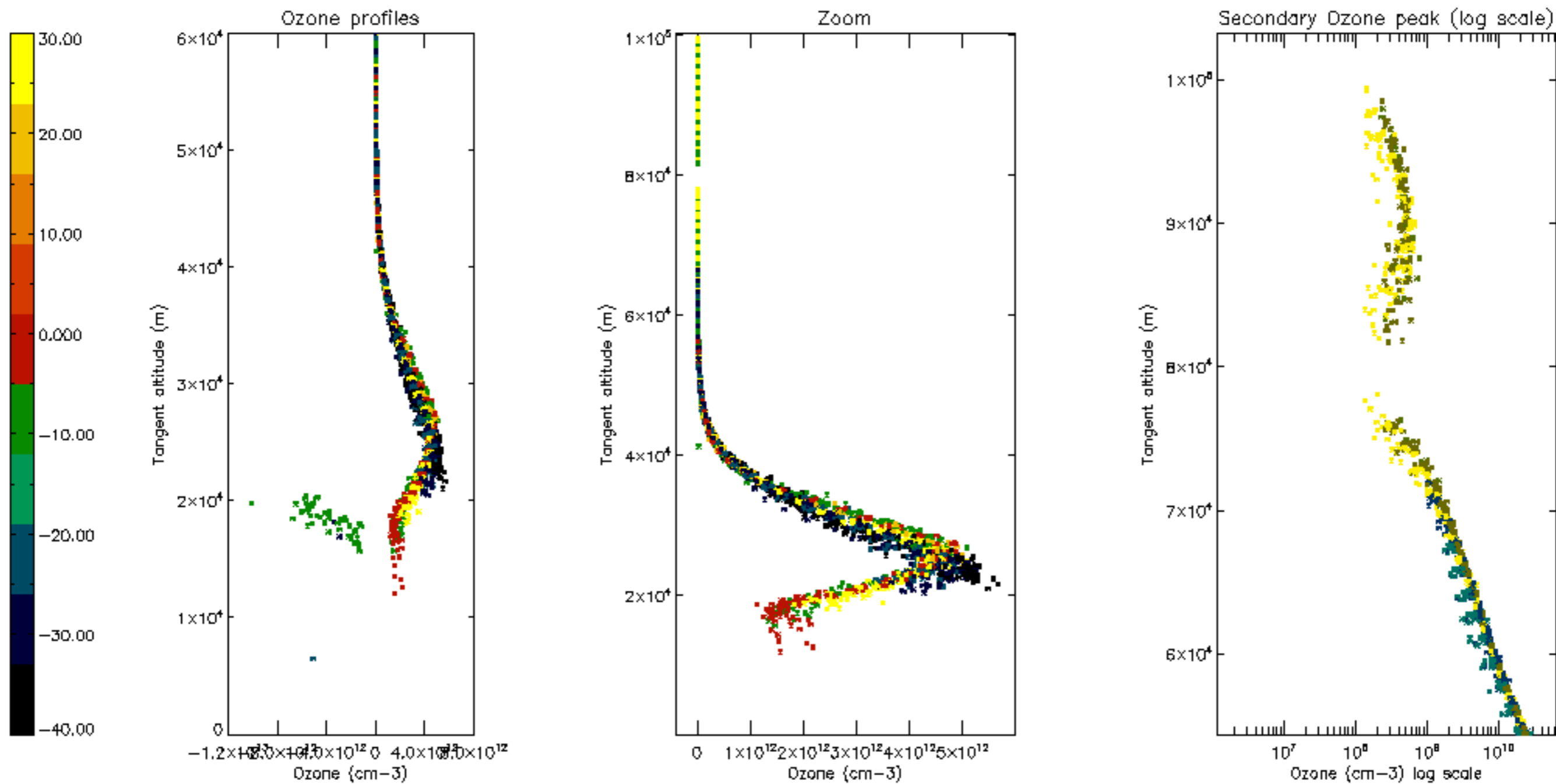
Percentage of saturation errors per profile

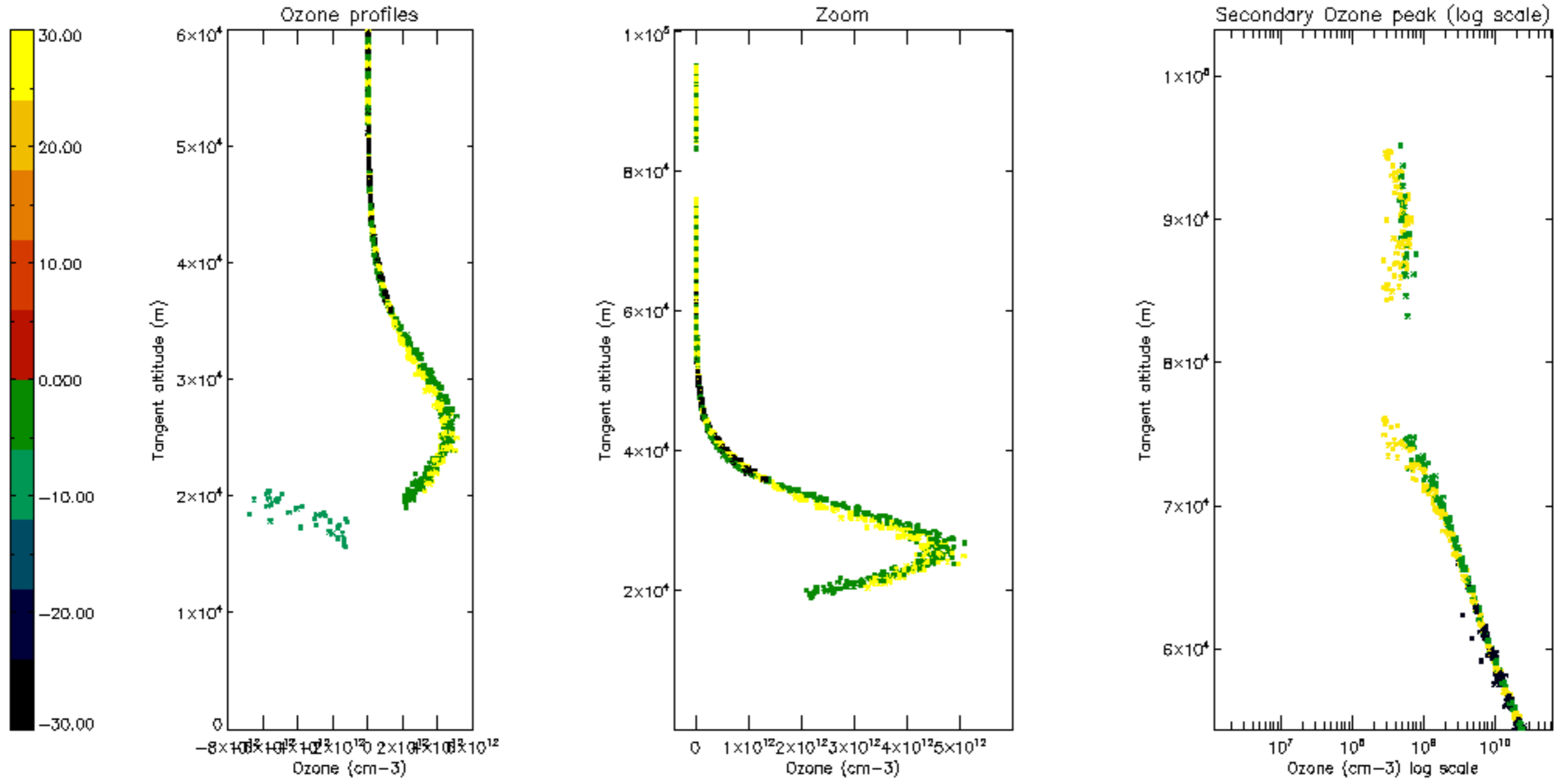


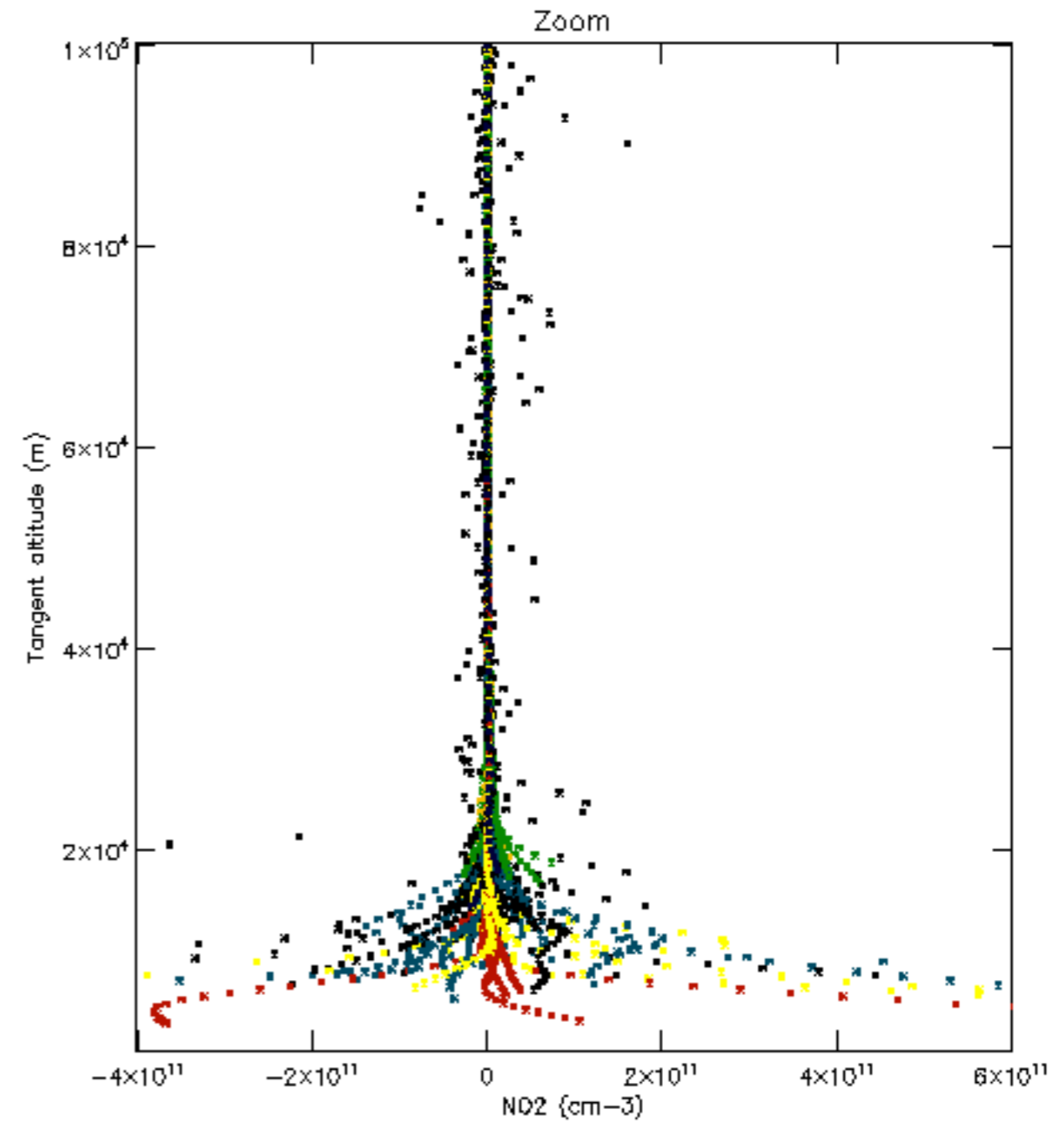
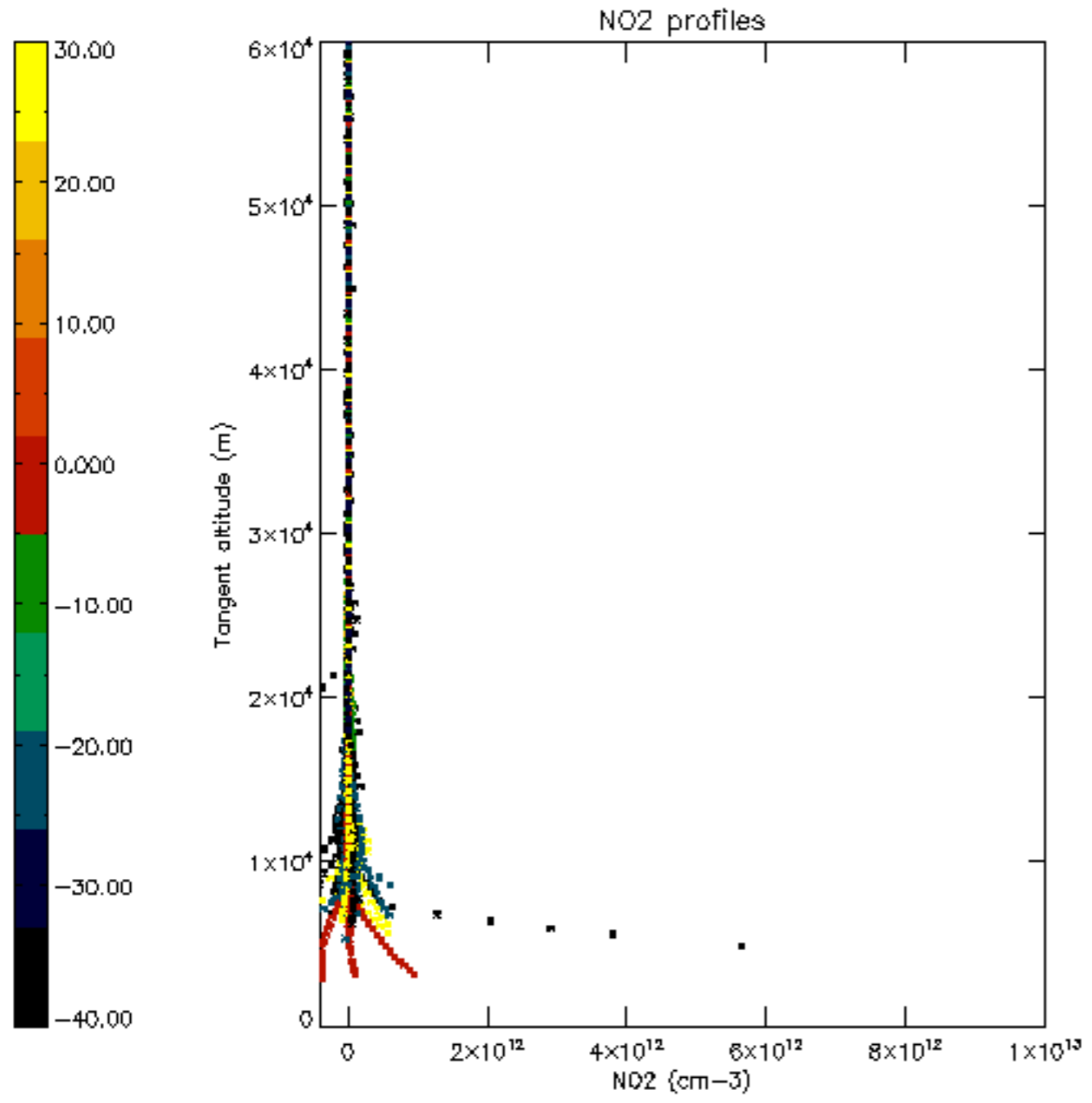


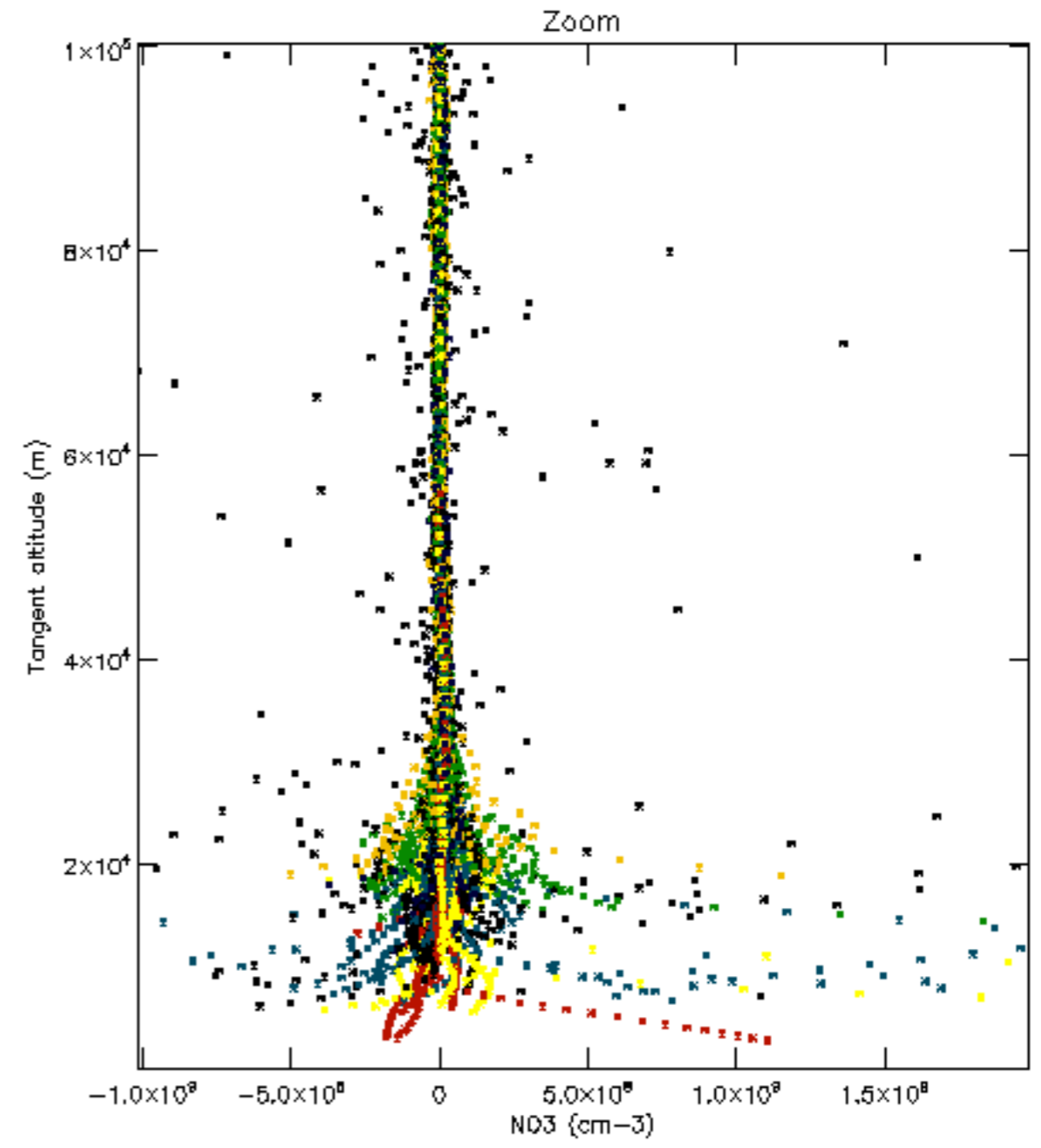
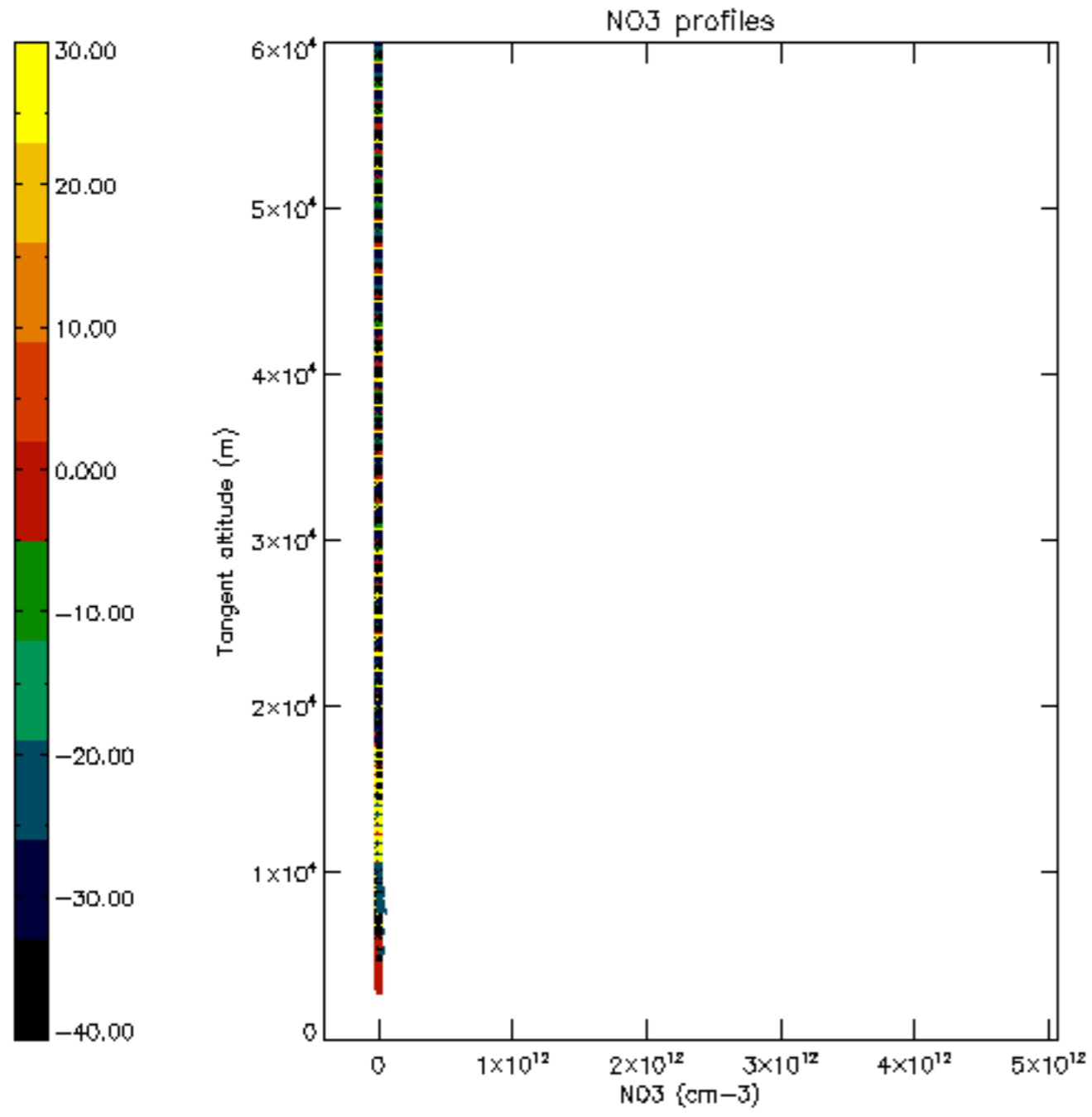


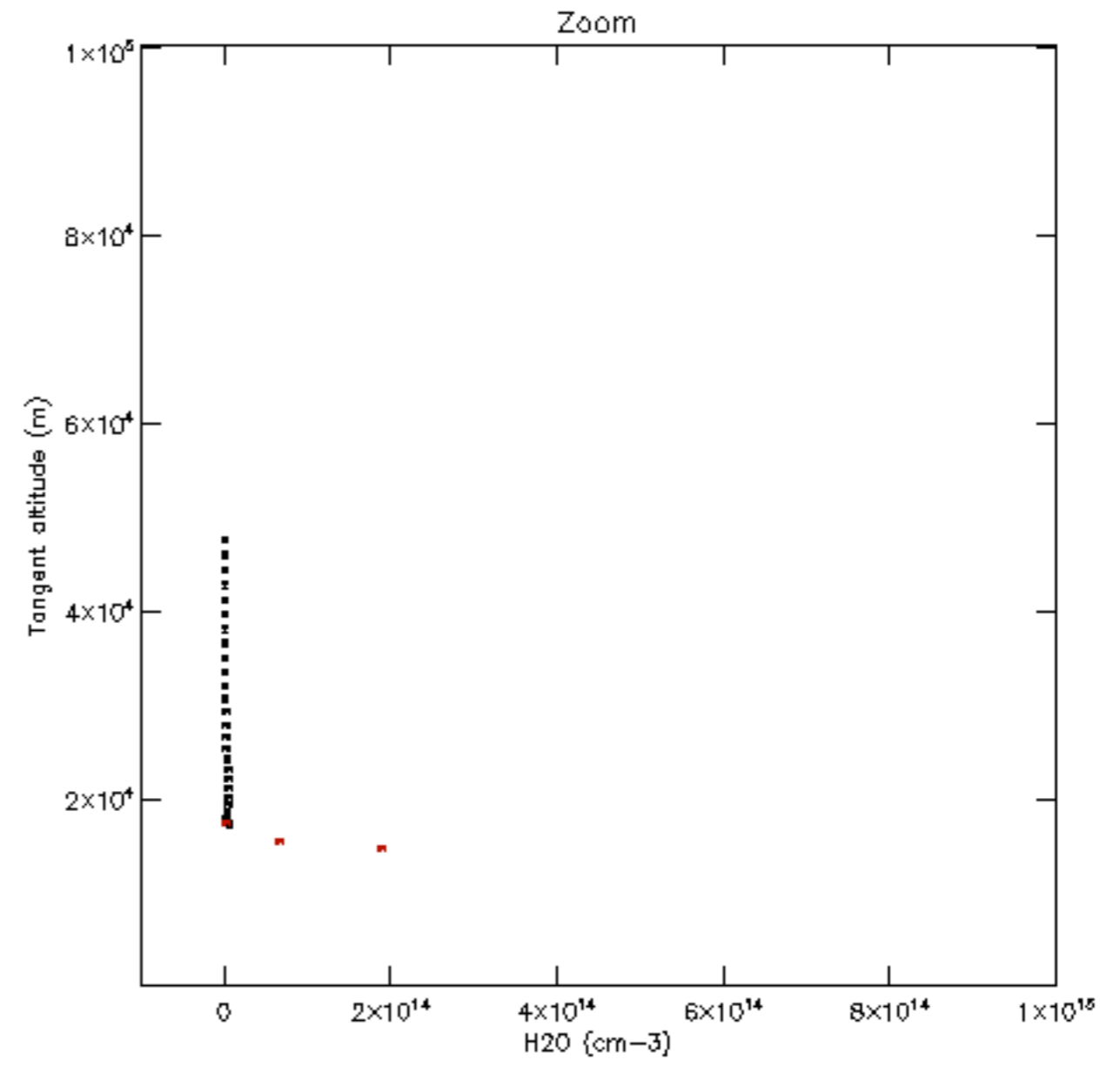
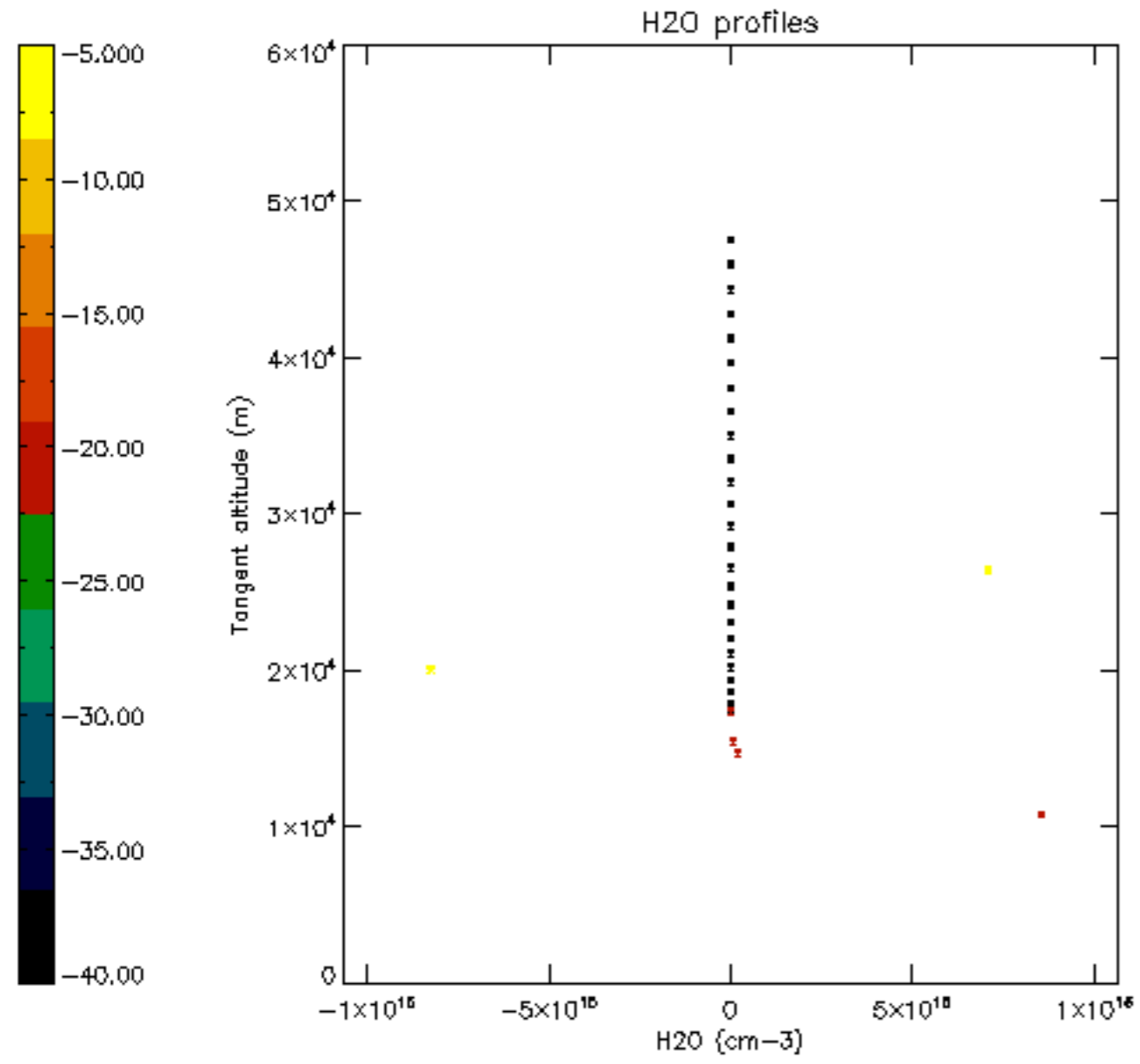


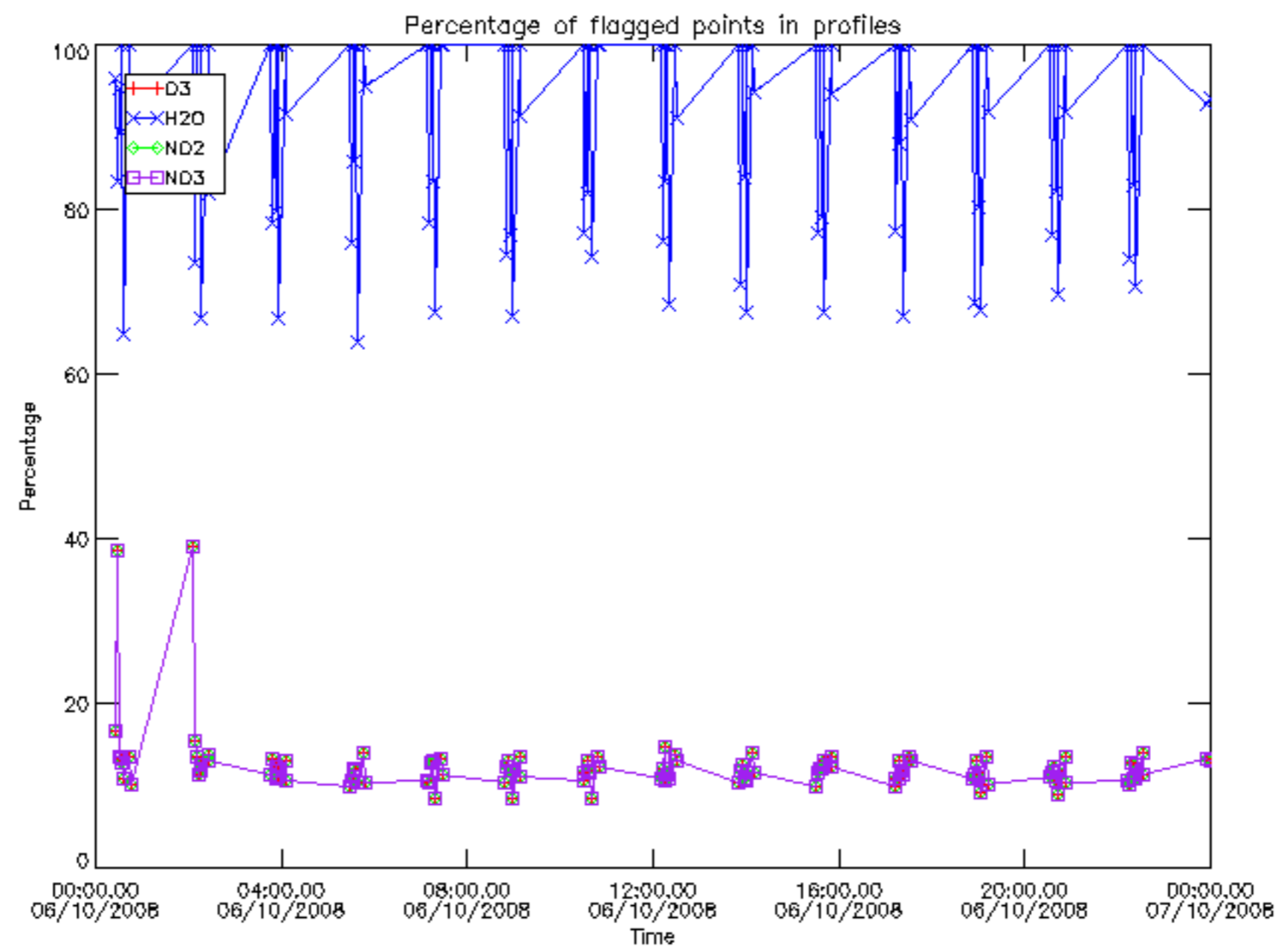




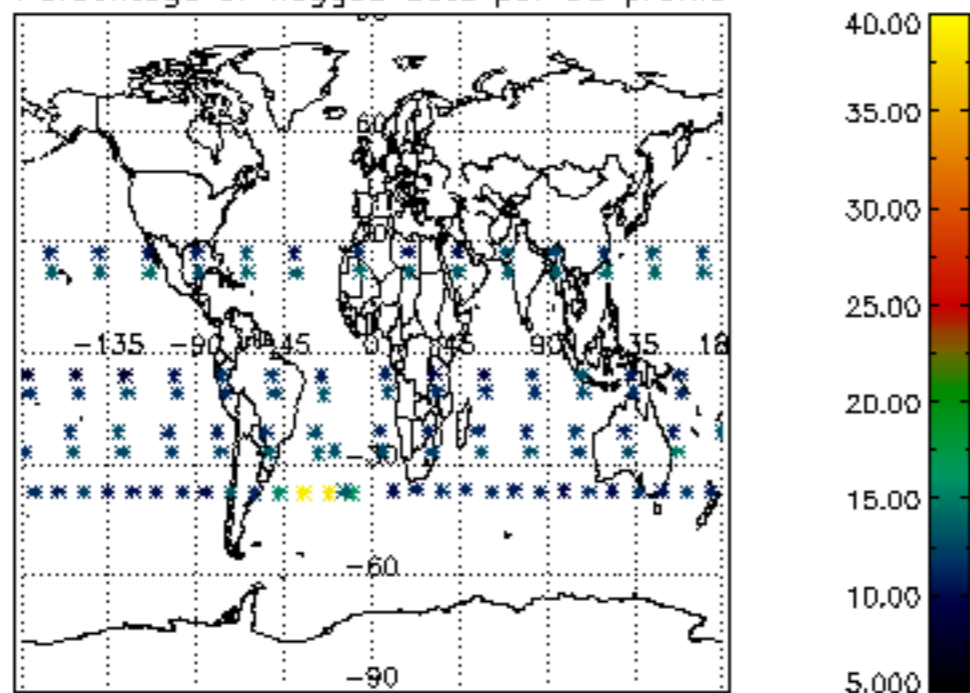




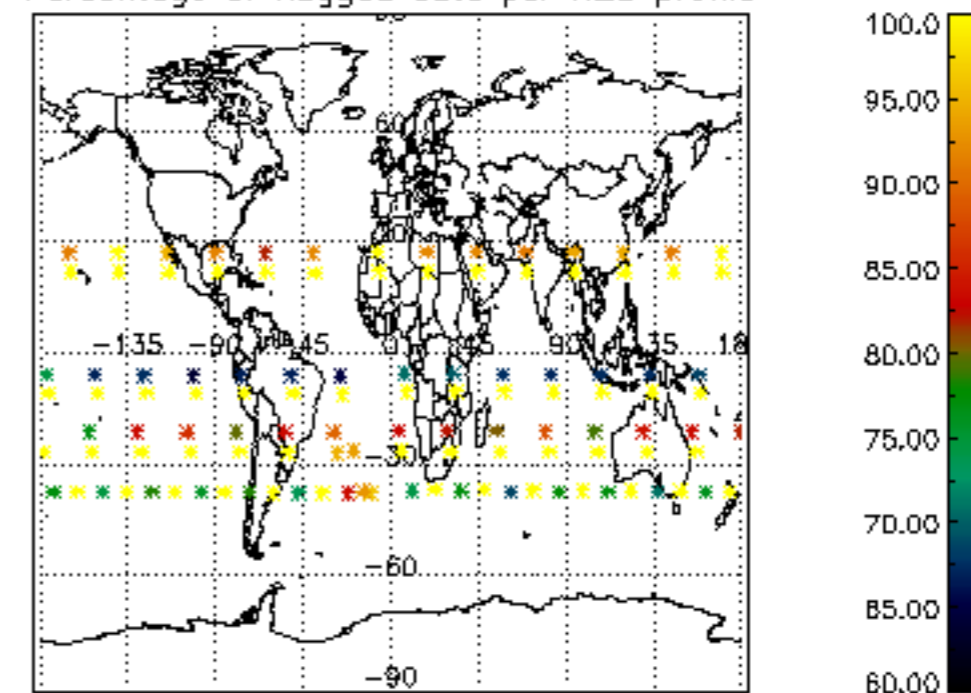




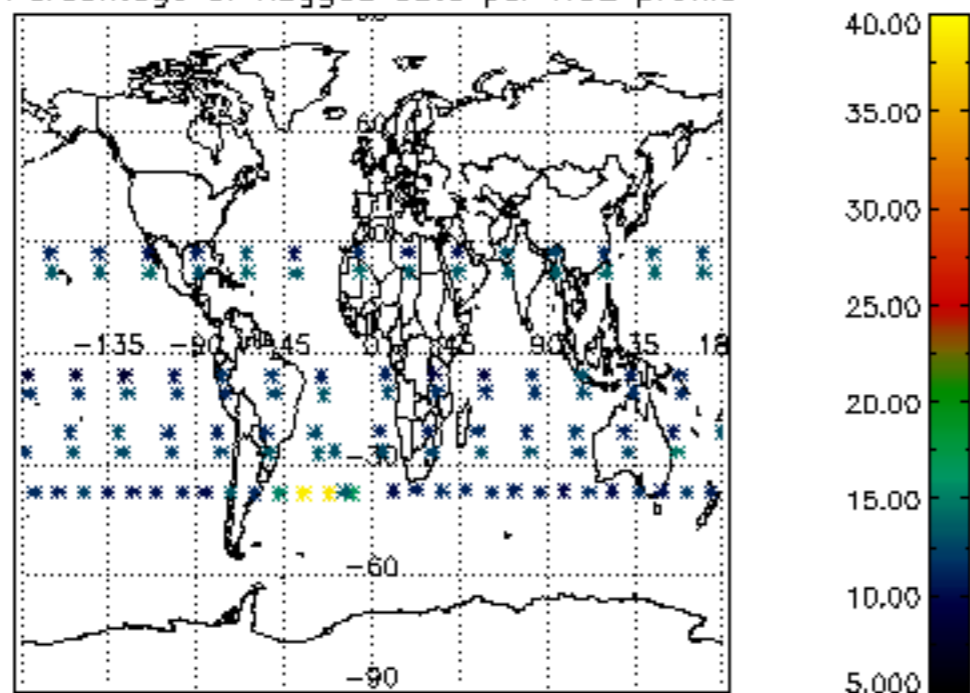
Percentage of flagged data per D3 profile



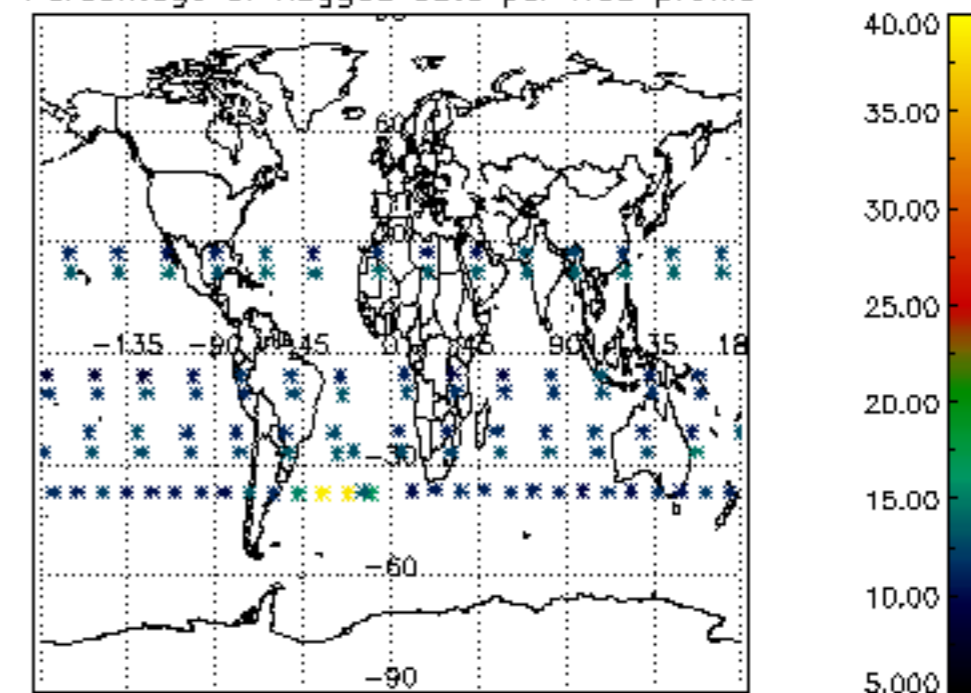
Percentage of flagged data per H2O profile

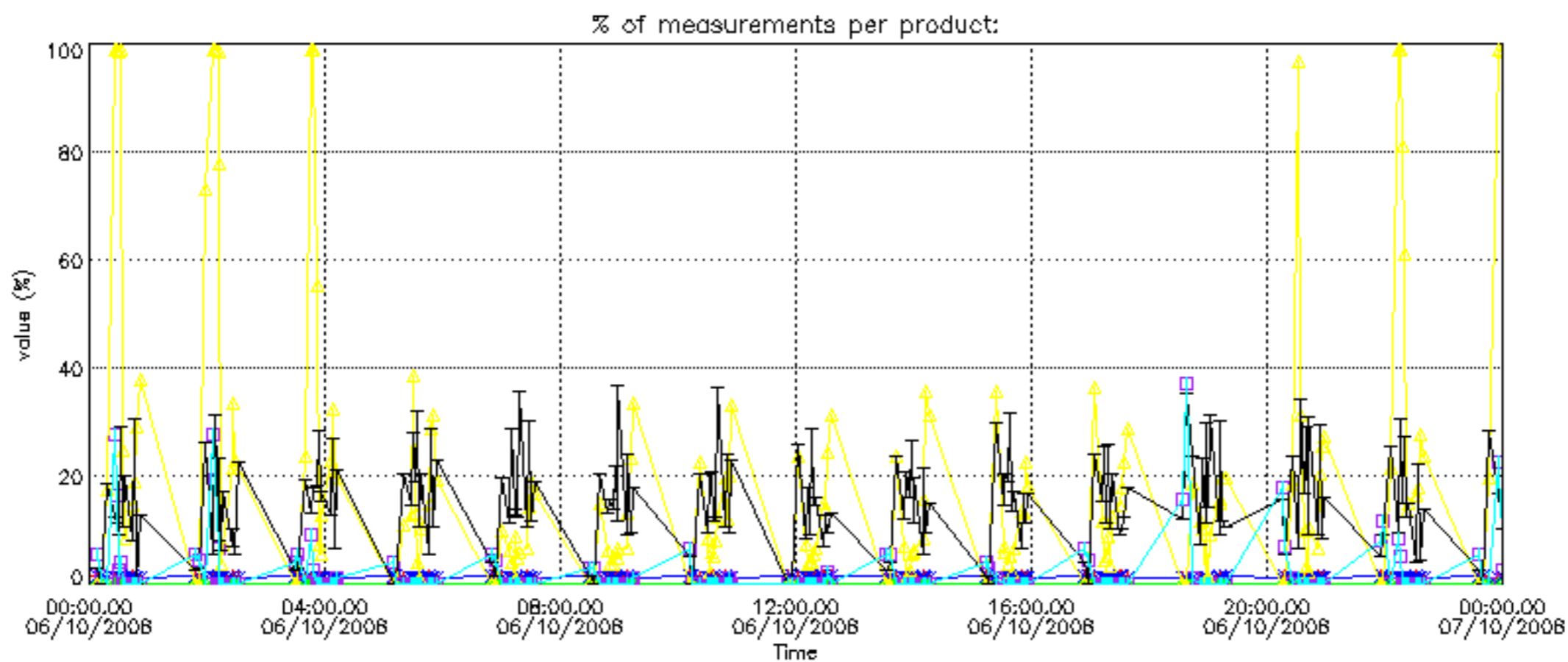


Percentage of flagged data per NO2 profile

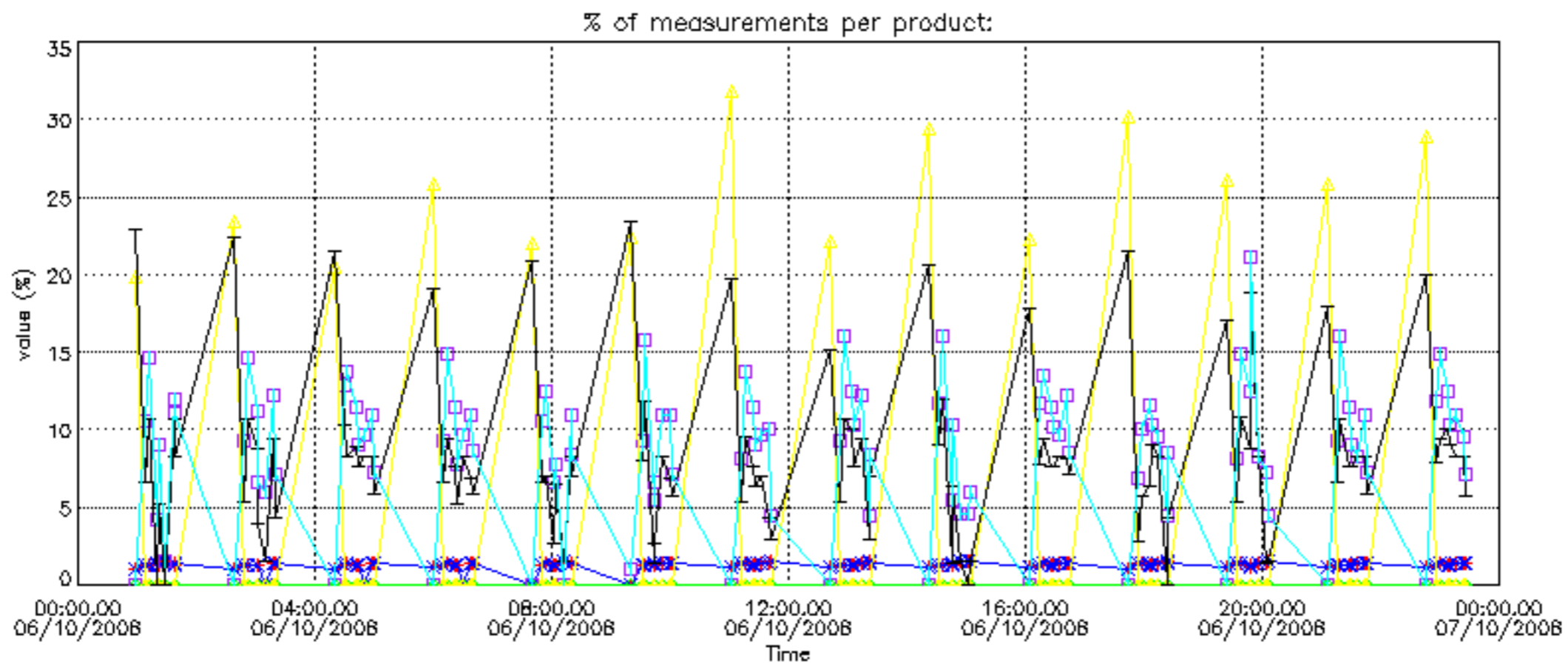


Percentage of flagged data per NO3 profile

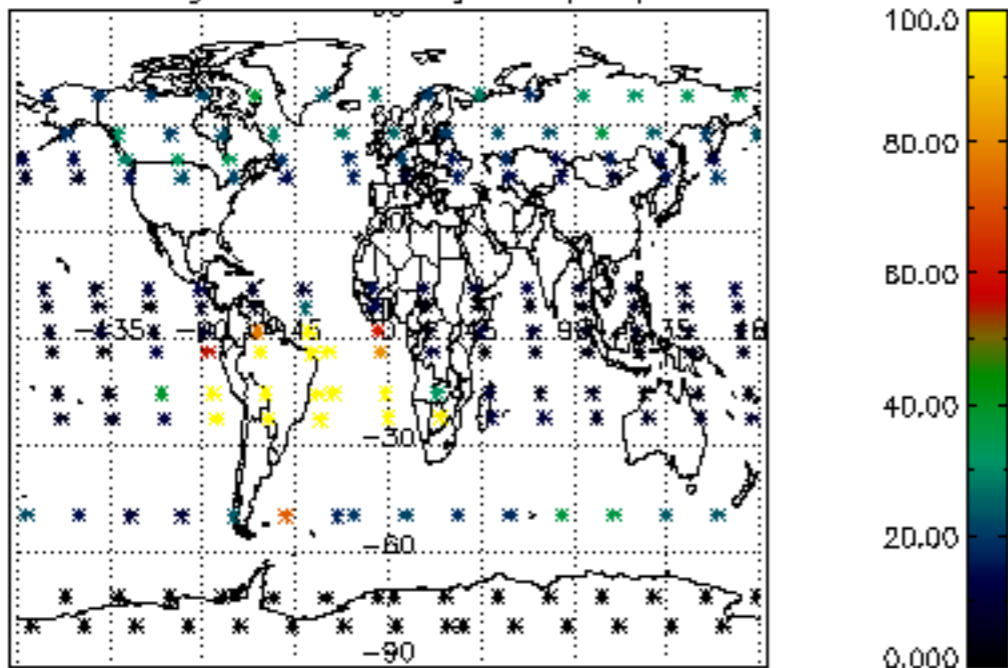




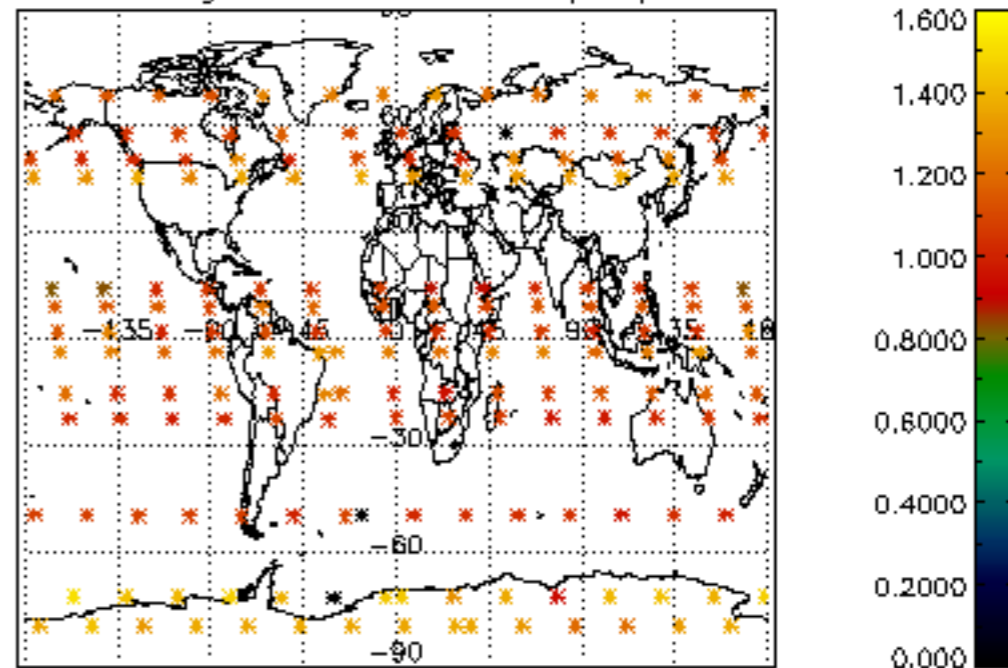




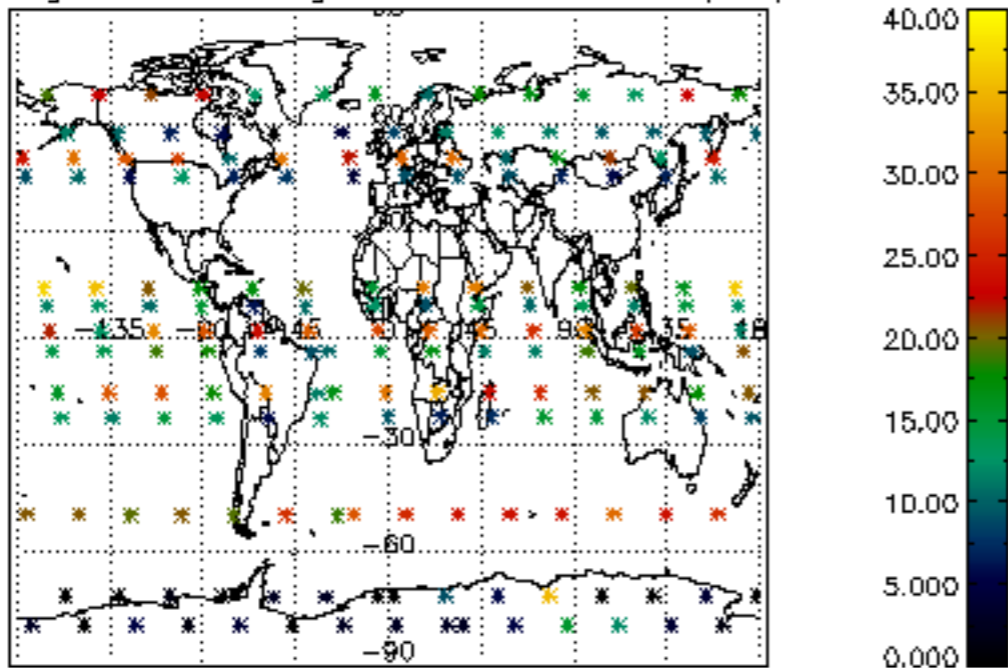
Percentage of cosmic ray hits per profile



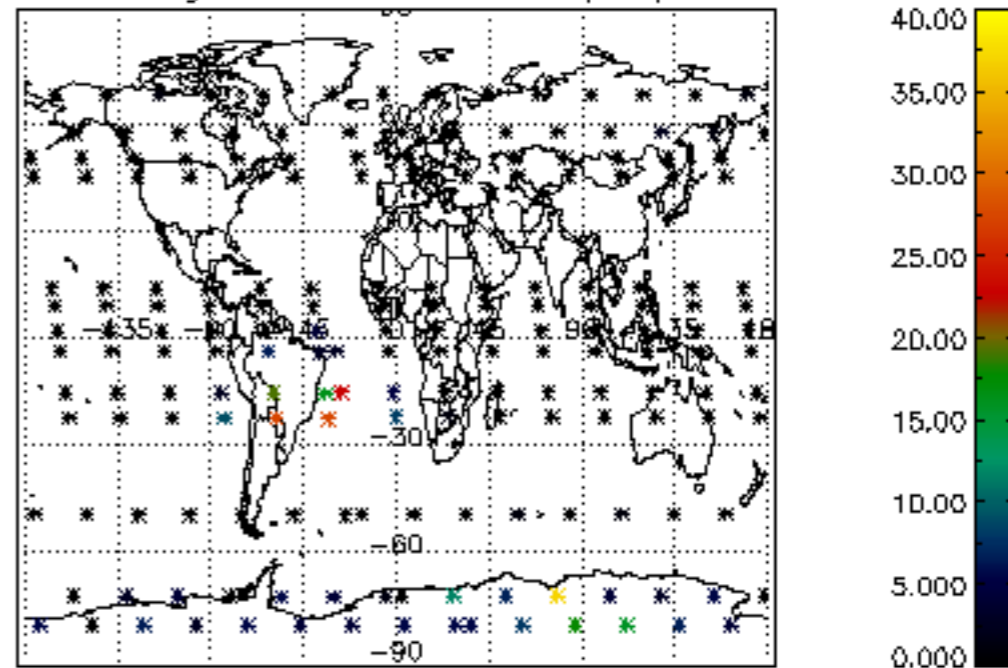
Percentage of datation errors per profile



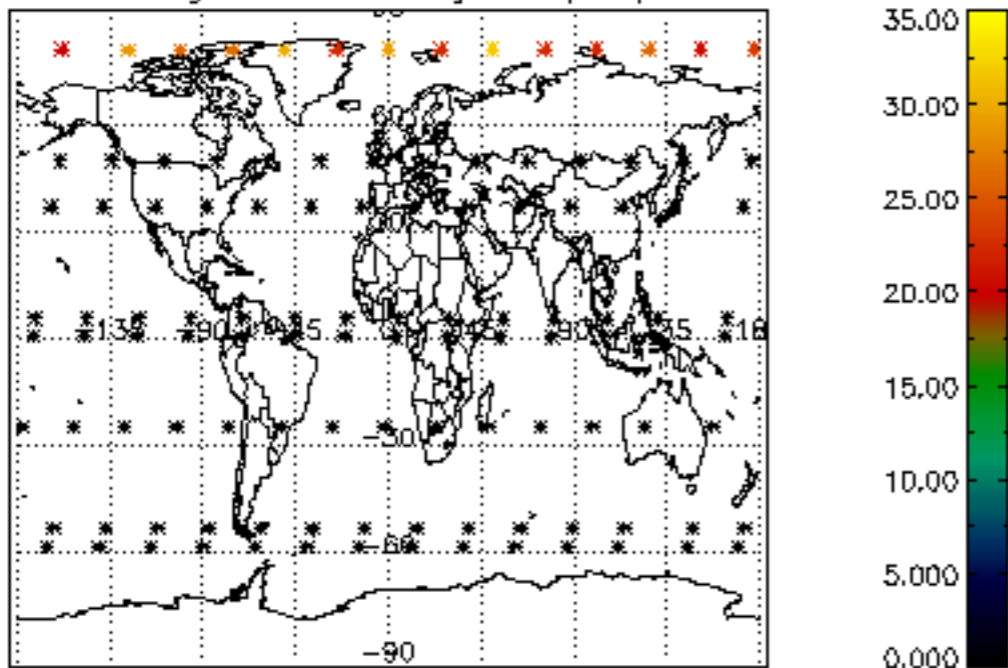
Percentage of star falling outside central band per profile



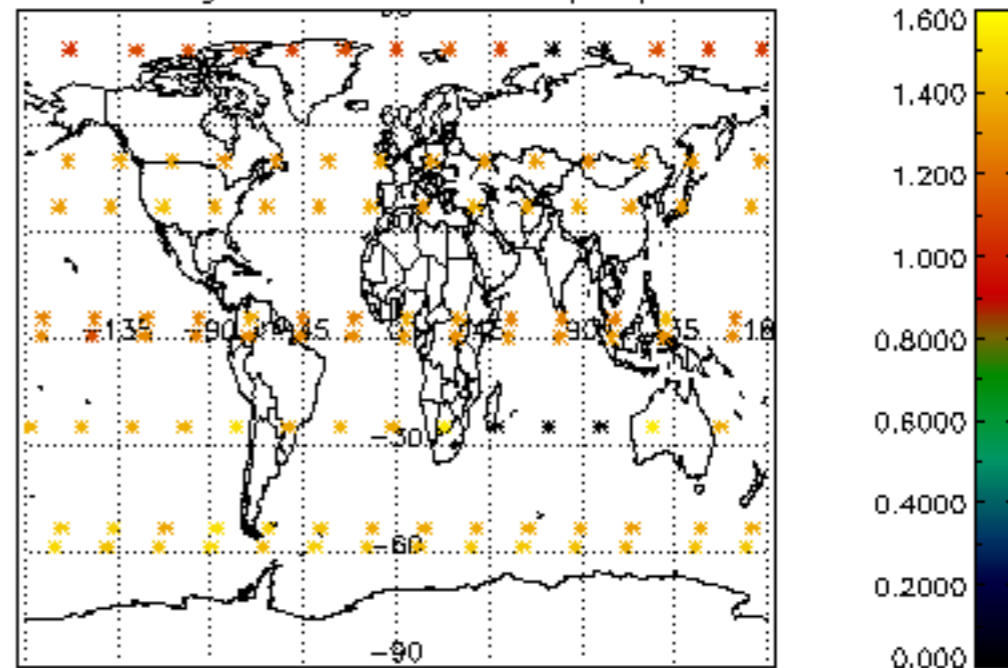
Percentage of saturation errors per profile



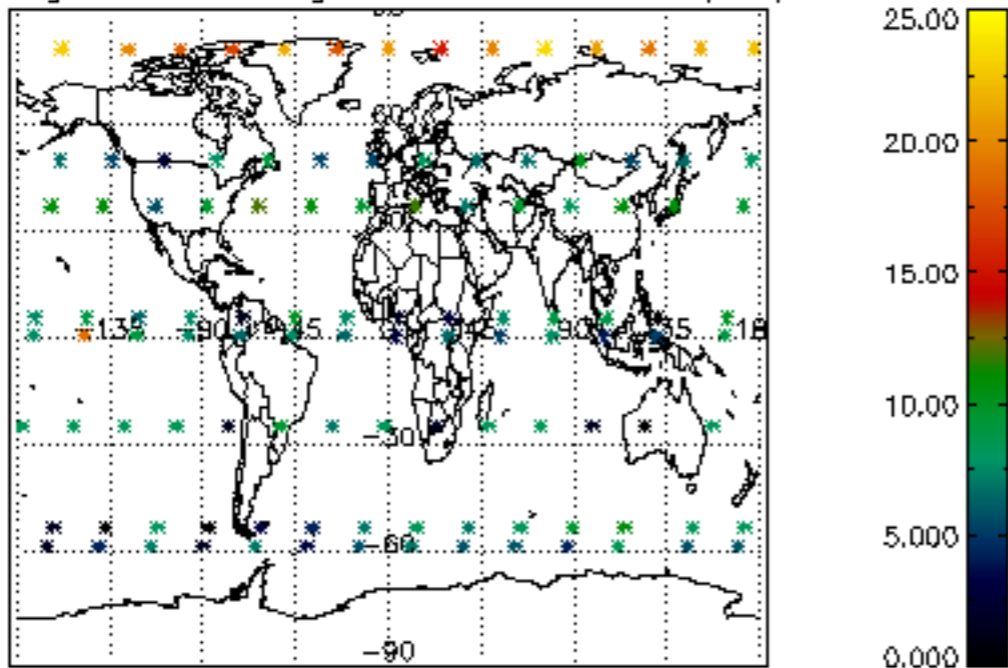
Percentage of cosmic ray hits per profile



Percentage of datation errors per profile



Percentage of star falling outside central band per profile



Percentage of saturation errors per profile

