

GOMOS Level 2 Daily Report

SUMMARY

[1. General Info](#)

[2. Summary of processed GOM_NL_2P products](#)

[3. Level 2 Quality information per product](#)

[3.1 Plot of level 2 quality information per product \(time dependant\)](#)

[3.2 Plot of level 2 quality information per product \(world map\)](#)

[4. Level 1 Quality information per product \(stored on level 2 products\)](#)

[4.1 Plot of level 1 quality information per product \(time dependant\)](#)

[4.1.1 Plot of level 1 quality information per product \(time dependant\): ASCENDING](#)

[4.1.2 Plot of level 1 quality information per product \(time dependant\): DESCENDING](#)

[4.2 Plot of level 1 quality information per product \(world map\)](#)

[4.2.1 Plot of level 1 quality information per product \(world map\): ASCENDING](#)

[4.2.2 Plot of level 1 quality information per product \(world map\): DESCENDING](#)

[5. Ozone profiles based on quality statistics and other trace gas profiles](#)

[5.1 Ozone statistics based on quality of products](#)

[5.2 Plot ozone profiles for all STD \(dark without errors\)](#)

[5.3 Plot ozone profiles where STD < 20% \(dark without errors\)](#)

[5.4. Plot ozone profiles where STD < 10% \(dark without errors\)](#)

[5.5. Plot ozone profiles where STD < 5% \(dark without errors\)](#)

[5.6 Plot NO2 profiles for all STD \(dark without errors\)](#)

[5.7 Plot NO3 profiles for all STD \(dark without errors\)](#)

[5.8 Plot H2O profiles \(only for occultations of stars 1,2,3,4,13,14,16,26,63 dark without errors\) for all STD](#)

[6. Auxiliary Data Files used for the production reported in section 2](#)

This report presents the daily analysis on parameters extracted from GOMOS level 2 data (GOM_NL__2P). It is intended to monitor some important parameters that will impact the quality of these products. A list of level 2 products (and content) that have arrived during the reporting day to the PCF is also given.

Item	Value
Time of report generation	25APR2013 20:37:15
Data source version	GOMOS/6.01
Start time of products	05-10-2008 (05OCT2008 00:00:00)
Stop time of products	06-10-2008 (06OCT2008 00:00:00)
Store outputs in DB	Yes
Nb of level 2 prods	292
Nb of prods with errors	0

2. Summary of processed GOM_NL__2P products.

Nr	Filename	UTC Start time	Limb	Duration	Star Id	Star Name	Star Mag	Star Temp	Nb Meas	Orbit	Prod. error
1	GOM_NL__2PRFIN20081005_000239_000000462072_00374_34496_1655.N1	05-OCT-2008 00:02:39	Bright	45.500	93	53Bet Peg	2.5200	3100.0	91	34496	No
2	GOM_NL__2PRFIN20081005_001135_000000392072_00374_34496_1656.N1	05-OCT-2008 00:11:35	Bright	39.000	68	18Alp Cas	2.2250	4500.0	78	34496	No
3	GOM_NL__2PRFIN20081005_001300_000000402072_00374_34496_1657.N1	05-OCT-2008 00:13:00	Bright	39.500	76	27Gam Cas	2.3000	30000.	79	34496	No
4	GOM_NL__2PRFIN20081005_001959_000000332072_00374_34496_1658.N1	05-OCT-2008 00:19:59	Bright	33.000	49	1Alp UMi	1.9900	6300.0	66	34496	No
5	GOM_NL__2PRFIN20081005_002802_000000362072_00374_34496_1659.N1	05-OCT-2008 00:28:02	Bright	35.500	36	50Alp UMa	1.8000	6300.0	71	34496	No
6	GOM_NL__2PRFIN20081005_002933_000000522072_00374_34496_1660.N1	05-OCT-2008 00:29:33	Bright	52.000	82	48Bet UMa	2.3650	10600.	104	34496	No
7	GOM_NL__2PRFIN20081005_003931_000000442072_00374_34496_1661.N1	05-OCT-2008 00:39:31	Bright	44.000	166	17Eps Leo	2.9800	6000.0	88	34496	No
8	GOM_NL__2PRFIN20081005_004237_000000342072_00374_34496_1662.N1	05-OCT-2008 00:42:37	Bright	34.000	22	32Alp Leo	1.3600	15200.	68	34496	No
9	GOM_NL__2PRFIN20081005_004918_000000442072_00374_34496_1663.N1	05-OCT-2008 00:49:18	Twilight	44.000	48	30Alp Hya	1.9770	4100.0	88	34496	No
10	GOM_NL__2PRFIN20081005_005858_000000422072_00374_34496_1664.N1	05-OCT-2008 00:58:58	Dark	42.000	65	Lam Vel	2.2040	4400.0	84	34496	No
11	GOM_NL__2PRFIN20081005_010214_000000382072_00374_34496_1665.N1	05-OCT-2008 01:02:14	Dark	37.500	46	Del Vel	1.9540	10600.	75	34496	No
12	GOM_NL__2PRFIN20081005_010349_000000452072_00375_34497_1668.N1	05-OCT-2008 01:03:49	Dark	44.500	41	Eps Car	1.8600	4100.0	89	34497	No
13	GOM_NL__2PRFIN20081005_010541_000000422072_00375_34497_1669.N1	05-OCT-2008 01:05:41	Dark	41.500	161	Tau Pup	2.9310	4500.0	83	34497	No
14	GOM_NL__2PRFIN20081005_010705_000000462072_00375_34497_1670.N1	05-OCT-2008 01:07:05	Dark	46.000	2	Alp Car	-0.73600	7000.0	92	34497	No
15	GOM_NL__2PRFIN20081005_011602_000000392072_00375_34497_1671.N1	05-OCT-2008 01:16:02	Dark	39.000	143	Alp Hyi	2.8570	7200.0	78	34497	No
16	GOM_NL__2PRFIN20081005_011729_000000472072_00375_34497_1672.N1	05-OCT-2008 01:17:29	Dark	47.000	9	Alp Eri	0.45300	24000.	94	34497	No
17	GOM_NL__2PRFIN20081005_012245_000000402072_00375_34497_1673.N1	05-OCT-2008 01:22:45	Straylight	39.500	84	Alp Phe	2.3970	4500.0	79	34497	No
18	GOM_NL__2PRFIN20081005_012933_000000472072_00375_34497_1674.N1	05-OCT-2008 01:29:33	Straylight	47.000	52	16Bet Cet	2.0370	4500.0	94	34497	No
19	GOM_NL__2PRFIN20081005_013941_000000392072_00375_34497_1675.N1	05-OCT-2008 01:39:41	Bright	39.000	140	88Gam Peg	2.8340	26000.	78	34497	No
20	GOM_NL__2PRFIN20081005_014315_000000382072_00375_34497_1676.N1	05-OCT-2008 01:43:15	Bright	37.500	93	53Bet Peg	2.5200	3100.0	75	34497	No
21	GOM_NL__2PRFIN20081005_015211_000000372072_00375_34497_1677.N1	05-OCT-2008 01:52:11	Bright	37.000	68	18Alp Cas	2.2250	4500.0	74	34497	No
22	GOM_NL__2PRFIN20081005_015336_000000362072_00375_34497_1678.N1	05-OCT-2008 01:53:36	Bright	35.500	76	27Gam Cas	2.3000	30000.	71	34497	No
23	GOM_NL__2PRFIN20081005_020034_000000352072_00375_34497_1679.N1	05-OCT-2008 02:00:34	Bright	35.000	49	1Alp UMi	1.9900	6300.0	70	34497	No
24	GOM_NL__2PRFIN20081005_020838_000000372072_00375_34497_1680.N1	05-OCT-2008 02:08:38	Bright	37.000	36	50Alp UMa	1.8000	6300.0	74	34497	No
25	GOM_NL__2PRFIN20081005_021010_000000362072_00375_34497_1681.N1	05-OCT-2008 02:10:10	Bright	35.500	82	48Bet UMa	2.3650	10600.	71	34497	No
26	GOM_NL__2PRFIN20081005_022007_000000362072_00375_34497_1682.N1	05-OCT-2008 02:20:07	Bright	36.000	166	17Eps Leo	2.9800	6000.0	72	34497	No
27	GOM_NL__2PRFIN20081005_022313_000000352072_00375_34497_1683.N1	05-OCT-2008 02:23:13	Bright	35.000	22	32Alp Leo	1.3600	15200.	70	34497	No
28	GOM_NL__2PRFIN20081005_022955_000000512072_00375_34497_1684.N1	05-OCT-2008 02:29:55	Twilight	50.500	48	30Alp Hya	1.9770	4100.0	101	34497	No
29	GOM_NL__2PRFIN20081005_023728_000000472072_00375_34497_1685.N1	05-OCT-2008 02:37:28	Dark	46.500	132	15Rho Pup	2.8030	6900.0	93	34497	No
30	GOM_NL__2PRFIN20081005_023935_000000442072_00375_34497_1686.N1	05-OCT-2008 02:39:35	Dark	44.000	65	Lam Vel	2.2040	4400.0	88	34497	No
31	GOM_NL__2PRFIN20081005_024250_000000392072_00375_34497_1687.N1	05-OCT-2008 02:42:50	Dark	38.500	46	Del Vel	1.9540	10600.	77	34497	No
32	GOM_NL__2PRFIN20081005_024425_000000422072_00376_34498_1686.N1	05-OCT-2008 02:44:25	Dark	41.500	41	Eps Car	1.8600	4100.0	83	34498	No
33	GOM_NL__2PRFIN20081005_024617_000000432072_00376_34498_1687.N1	05-OCT-2008 02:46:17	Dark	43.000	161	Tau Pup	2.9310	4500.0	86	34498	No
34	GOM_NL__2PRFIN20081005_024741_000000572072_00376_34498_1688.N1	05-OCT-2008 02:47:41	Dark	56.500	2	Alp Car	-0.73600	7000.0	113	34498	No
35	GOM_NL__2PRFIN20081005_025638_000000392072_00376_34498_1689.N1	05-OCT-2008 02:56:38	Dark	38.500	143	Alp Hyi	2.8570	7200.0	77	34498	No
36	GOM_NL__2PRFIN20081005_025806_000000452072_00376_34498_1690.N1	05-OCT-2008 02:58:06	Dark	44.500	9	Alp Eri	0.45300	24000.	89	34498	No
37	GOM_NL__2PRFIN20081005_030001_000000252072_00376_34498_1691.N1	05-OCT-2008 03:00:01	Straylight	25.000	157	The1Eri	2.9060	9300.0	50	34498	No
38	GOM_NL__2PRFIN20081005_030321_000000442072_00376_34498_1692.N1	05-OCT-2008 03:03:21	Straylight	44.000	84	Alp Phe	2.3970	4500.0	88	34498	No
39	GOM_NL__2PRFIN20081005_031009_000000472072_00376_34498_1693.N1	05-OCT-2008 03:10:09	Straylight	47.000	52	16Bet Cet	2.0370	4500.0	94	34498	No
40	GOM_NL__2PRFIN20081005_032017_000000392072_00376_34498_1694.N1	05-OCT-2008 03:20:17	Bright	39.000	140	88Gam Peg	2.8340	26000.	78	34498	No
41	GOM_NL__2PRFIN20081005_032351_000000382072_00376_34498_1695.N1	05-OCT-2008 03:23:51	Bright	37.500	93	53Bet Peg	2.5200	3100.0	75	34498	No
42	GOM_NL__2PRFIN20081005_033246_000000392072_00376_34498_1696.N1	05-OCT-2008 03:32:46	Bright	39.000	68	18Alp Cas	2.2250	4500.0	78	34498	No

43	GOM_NL__2PRFIN20081005_033412_000000392072_00376_34498_1697.N1	05-OCT-2008 03:34:12	Bright	38.500	76	27Gam Cas	2.3000	30000.	77	34498	No
44	GOM_NL__2PRFIN20081005_034110_000000332072_00376_34498_1698.N1	05-OCT-2008 03:41:10	Bright	32.500	49	1Alp UMi	1.9900	6300.0	65	34498	No
45	GOM_NL__2PRFIN20081005_034914_000000372072_00376_34498_1699.N1	05-OCT-2008 03:49:14	Bright	37.000	36	50Alp UMa	1.8000	6300.0	74	34498	No
46	GOM_NL__2PRFIN20081005_035045_000000522072_00376_34498_1700.N1	05-OCT-2008 03:50:45	Bright	52.000	82	48Bet UMa	2.3650	10600.	104	34498	No
47	GOM_NL__2PRFIN20081005_040043_000000372072_00376_34498_1701.N1	05-OCT-2008 04:00:43	Bright	36.500	166	17Eps Leo	2.9800	6000.0	73	34498	No
48	GOM_NL__2PRFIN20081005_040349_000000352072_00376_34498_1702.N1	05-OCT-2008 04:03:49	Bright	34.500	22	32Alp Leo	1.3600	15200.	69	34498	No
49	GOM_NL__2PRFIN20081005_041031_000000512072_00376_34498_1703.N1	05-OCT-2008 04:10:31	Twilight	51.000	48	30Alp Hya	1.9770	4100.0	102	34498	No
50	GOM_NL__2PRFIN20081005_041805_000000522072_00376_34498_1704.N1	05-OCT-2008 04:18:05	Dark	51.500	132	15Rho Pup	2.8030	6900.0	103	34498	No
51	GOM_NL__2PRFIN20081005_042011_000000442072_00376_34498_1705.N1	05-OCT-2008 04:20:11	Dark	44.000	65	Lam Vel	2.2040	4400.0	88	34498	No
52	GOM_NL__2PRFIN20081005_042327_000000392072_00376_34498_1706.N1	05-OCT-2008 04:23:27	Dark	39.000	46	Del Vel	1.9540	10600.	78	34498	No
53	GOM_NL__2PRFIN20081005_042502_000000492072_00377_34499_1700.N1	05-OCT-2008 04:25:02	Dark	48.500	41	Eps Car	1.8600	4100.0	97	34499	No
54	GOM_NL__2PRFIN20081005_042654_000000432072_00377_34499_1701.N1	05-OCT-2008 04:26:54	Dark	43.000	161	Tau Pup	2.9310	4500.0	86	34499	No
55	GOM_NL__2PRFIN20081005_042818_000000522072_00377_34499_1702.N1	05-OCT-2008 04:28:18	Dark	51.500	2	Alp Car	-0.73600	7000.0	103	34499	No
56	GOM_NL__2PRFIN20081005_043714_000000392072_00377_34499_1703.N1	05-OCT-2008 04:37:14	Dark	38.500	143	Alp Hyi	2.8570	7200.0	77	34499	No
57	GOM_NL__2PRFIN20081005_043842_000000402072_00377_34499_1704.N1	05-OCT-2008 04:38:42	Dark	40.000	9	Alp Eri	0.45300	24000.	80	34499	No
58	GOM_NL__2PRFIN20081005_044038_000000252072_00377_34499_1705.N1	05-OCT-2008 04:40:38	Straylight	25.000	157	The1Eri	2.9060	9300.0	50	34499	No
59	GOM_NL__2PRFIN20081005_044357_000000422072_00377_34499_1706.N1	05-OCT-2008 04:43:57	Straylight	42.000	84	Alp Phe	2.3970	4500.0	84	34499	No
60	GOM_NL__2PRFIN20081005_045045_000000452072_00377_34499_1707.N1	05-OCT-2008 04:50:45	Straylight	45.000	52	16Bet Cet	2.0370	4500.0	90	34499	No
61	GOM_NL__2PRFIN20081005_050053_000000372072_00377_34499_1708.N1	05-OCT-2008 05:00:53	Bright	37.000	140	88Gam Peg	2.8340	26000.	74	34499	No
62	GOM_NL__2PRFIN20081005_050427_000000372072_00377_34499_1709.N1	05-OCT-2008 05:04:27	Bright	36.500	93	53Bet Peg	2.5200	3100.0	73	34499	No
63	GOM_NL__2PRFIN20081005_051322_000000402072_00377_34499_1710.N1	05-OCT-2008 05:13:22	Bright	39.500	68	18Alp Cas	2.2250	4500.0	79	34499	No
64	GOM_NL__2PRFIN20081005_051447_000000392072_00377_34499_1711.N1	05-OCT-2008 05:14:47	Bright	39.000	76	27Gam Cas	2.3000	30000.	78	34499	No
65	GOM_NL__2PRFIN20081005_052146_000000372072_00377_34499_1712.N1	05-OCT-2008 05:21:46	Bright	36.500	49	1Alp UMi	1.9900	6300.0	73	34499	No
66	GOM_NL__2PRFIN20081005_052950_000000372072_00377_34499_1713.N1	05-OCT-2008 05:29:50	Bright	37.000	36	50Alp UMa	1.8000	6300.0	74	34499	No
67	GOM_NL__2PRFIN20081005_053122_000000342072_00377_34499_1714.N1	05-OCT-2008 05:31:22	Bright	34.000	82	48Bet UMa	2.3650	10600.	68	34499	No
68	GOM_NL__2PRFIN20081005_054119_000000352072_00377_34499_1715.N1	05-OCT-2008 05:41:19	Bright	35.000	166	17Eps Leo	2.9800	6000.0	70	34499	No
69	GOM_NL__2PRFIN20081005_054425_000000332072_00377_34499_1716.N1	05-OCT-2008 05:44:25	Bright	33.000	22	32Alp Leo	1.3600	15200.	66	34499	No
70	GOM_NL__2PRFIN20081005_055108_000000472072_00377_34499_1717.N1	05-OCT-2008 05:51:08	Twilight	47.000	48	30Alp Hya	1.9770	4100.0	94	34499	No
71	GOM_NL__2PRFIN20081005_055842_000000482072_00377_34499_1718.N1	05-OCT-2008 05:58:42	Dark	48.000	132	15Rho Pup	2.8030	6900.0	96	34499	No
72	GOM_NL__2PRFIN20081005_060047_000000422072_00377_34499_1719.N1	05-OCT-2008 06:00:47	Dark	42.000	65	Lam Vel	2.2040	4400.0	84	34499	No
73	GOM_NL__2PRFIN20081005_060403_000000392072_00377_34499_1720.N1	05-OCT-2008 06:04:03	Dark	39.000	46	Del Vel	1.9540	10600.	78	34499	No
74	GOM_NL__2PRFIN20081005_060538_000000512072_00378_34500_1713.N1	05-OCT-2008 06:05:38	Dark	51.000	41	Eps Car	1.8600	4100.0	102	34500	No
75	GOM_NL__2PRFIN20081005_060731_000000442072_00378_34500_1714.N1	05-OCT-2008 06:07:31	Dark	43.500	161	Tau Pup	2.9310	4500.0	87	34500	No
76	GOM_NL__2PRFIN20081005_060855_000000492072_00378_34500_1715.N1	05-OCT-2008 06:08:55	Dark	49.000	2	Alp Car	-0.73600	7000.0	98	34500	No
77	GOM_NL__2PRFIN20081005_061751_000000372072_00378_34500_1716.N1	05-OCT-2008 06:17:51	Dark	37.000	143	Alp Hyi	2.8570	7200.0	74	34500	No
78	GOM_NL__2PRFIN20081005_061918_000000392072_00378_34500_1717.N1	05-OCT-2008 06:19:18	Dark	39.000	9	Alp Eri	0.45300	24000.	78	34500	No
79	GOM_NL__2PRFIN20081005_062115_000000282072_00378_34500_1718.N1	05-OCT-2008 06:21:15	Straylight	28.000	157	The1Eri	2.9060	9300.0	56	34500	No
80	GOM_NL__2PRFIN20081005_062433_000000442072_00378_34500_1719.N1	05-OCT-2008 06:24:33	Straylight	43.500	84	Alp Phe	2.3970	4500.0	87	34500	No
81	GOM_NL__2PRFIN20081005_063121_000000472072_00378_34500_1720.N1	05-OCT-2008 06:31:21	Straylight	47.000	52	16Bet Cet	2.0370	4500.0	94	34500	No
82	GOM_NL__2PRFIN20081005_064129_000000382072_00378_34500_1721.N1	05-OCT-2008 06:41:29	Bright	38.000	140	88Gam Peg	2.8340	26000.	76	34500	No
83	GOM_NL__2PRFIN20081005_064503_000000352072_00378_34500_1722.N1	05-OCT-2008 06:45:03	Bright	35.000	93	53Bet Peg	2.5200	3100.0	70	34500	No
84	GOM_NL__2PRFIN20081005_065358_000000402072_00378_34500_1723.N1	05-OCT-2008 06:53:58	Bright	39.500	68	18Alp Cas	2.2250	4500.0	79	34500	No
85	GOM_NL__2PRFIN20081005_065523_000000392072_00378_34500_1724.N1	05-OCT-2008 06:55:23	Bright	39.000	76	27Gam Cas	2.3000	30000.	78	34500	No
86	GOM_NL__2PRFIN20081005_070222_000000362072_00378_34500_1725.N1	05-OCT-2008 07:02:22	Bright	35.500	49	1Alp UMi	1.9900	6300.0	71	34500	No
87	GOM_NL__2PRFIN20081005_071026_000000362072_00378_34500_1726.N1	05-OCT-2008 07:10:26	Bright	35.500	36	50Alp UMa	1.8000	6300.0	71	34500	No
88	GOM_NL__2PRFIN20081005_071158_000000362072_00378_34500_1727.N1	05-OCT-2008 07:11:58	Bright	35.500	82	48Bet UMa	2.3650	10600.	71	34500	No
89	GOM_NL__2PRFIN20081005_072155_000000372072_00378_34500_1728.N1	05-OCT-2008 07:21:55	Bright	36.500	166	17Eps Leo	2.9800	6000.0	73	34500	No
90	GOM_NL__2PRFIN20081005_072502_000000342072_00378_34500_1729.N1	05-OCT-2008 07:25:02	Bright	34.000	22	32Alp Leo	1.3600	15200.	68	34500	No
91	GOM_NL__2PRFIN20081005_073144_000000462072_00378_34500_1730.N1	05-OCT-2008 07:31:44	Twilight	46.000	48	30Alp Hya	1.9770	4100.0	92	34500	No
92	GOM_NL__2PRFIN20081005_073919_000000492072_00378_34500_1731.N1	05-OCT-2008 07:39:19	Dark	49.000	132	15Rho Pup	2.8030	6900.0	98	34500	No
93	GOM_NL__2PRFIN20081005_074124_000000462072_00378_34500_1732.N1	05-OCT-2008 07:41:24	Dark	46.000	65	Lam Vel	2.2040	4400.0	92	34500	No
94	GOM_NL__2PRFIN20081005_074808_000000522072_00379_34501_1723.N1	05-OCT-2008 07:48:08	Dark	51.500	161	Tau Pup	2.9310	4500.0	103	34501	No
95	GOM_NL__2PRFIN20081005_074932_000000612072_00379_34501_1724.N1	05-OCT-2008 07:49:32	Dark	61.000	2	Alp Car	-0.73600	7000.0	122	34501	No
96	GOM_NL__2PRFIN20081005_075827_000000392072_00379_34501_1725.N1	05-OCT-2008 07:58:27	Dark	38.500	143	Alp Hyi	2.8570	7200.0	77	34501	No
97	GOM_NL__2PRFIN20081005_075955_000000522072_00379_34501_1726.N1	05-OCT-2008 07:59:55	Dark	52.000	9	Alp Eri	0.45300	24000.	104	34501	No
98	GOM_NL__2PRFIN20081005_080151_000000282072_00379_34501_1727.N1	05-OCT-2008 08:01:51	Straylight	28.000	157	The1Eri	2.9060	9300.0	56	34501	No
99	GOM_NL__2PRFIN20081005_080509_000000432072_00379_34501_1728.N1	05-OCT-2008 08:05:09	Straylight	43.000	84	Alp Phe	2.3970	4500.0	86	34501	No
100	GOM_NL__2PRFIN20081005_081157_000000462072_00379_34501_1729.N1	05-OCT-2008 08:11:57	Straylight	45.500	52	16Bet Cet	2.0370	4500.0	91	34501	No
101	GOM_NL__2PRFIN20081005_082205_000000392072_00379_34501_1730.N1	05-OCT-2008 08:22:05	Bright	39.000	140	88Gam Peg	2.8340	26000.	78	34501	No

102	GOM_NL__2PRFIN20081005_082539_000000382072_00379_34501_1731.N1	05-OCT-2008 08:25:39	Bright	37.500	93	53Bet Peg	2.5200	3100.0	75	34501	No
103	GOM_NL__2PRFIN20081005_083433_000000392072_00379_34501_1732.N1	05-OCT-2008 08:34:33	Bright	38.500	68	18Alp Cas	2.2250	4500.0	77	34501	No
104	GOM_NL__2PRFIN20081005_083559_000000382072_00379_34501_1733.N1	05-OCT-2008 08:35:59	Bright	38.000	76	27Gam Cas	2.3000	30000.	76	34501	No
105	GOM_NL__2PRFIN20081005_084258_000000352072_00379_34501_1734.N1	05-OCT-2008 08:42:58	Bright	35.000	49	1Alp UMi	1.9900	6300.0	70	34501	No
106	GOM_NL__2PRFIN20081005_085102_000000362072_00379_34501_1735.N1	05-OCT-2008 08:51:02	Bright	36.000	36	50Alp UMa	1.8000	6300.0	72	34501	No
107	GOM_NL__2PRFIN20081005_085234_000000342072_00379_34501_1736.N1	05-OCT-2008 08:52:34	Bright	34.000	82	48Bet UMa	2.3650	10600.	68	34501	No
108	GOM_NL__2PRFIN20081005_090232_000000372072_00379_34501_1737.N1	05-OCT-2008 09:02:32	Bright	36.500	166	17Eps Leo	2.9800	6000.0	73	34501	No
109	GOM_NL__2PRFIN20081005_090538_000000342072_00379_34501_1738.N1	05-OCT-2008 09:05:38	Bright	33.500	22	32Alp Leo	1.3600	15200.	67	34501	No
110	GOM_NL__2PRFIN20081005_091221_000000502072_00379_34501_1739.N1	05-OCT-2008 09:12:21	Twilight	49.500	48	30Alp Hya	1.9770	4100.0	99	34501	No
111	GOM_NL__2PRFIN20081005_091956_000000492072_00379_34501_1740.N1	05-OCT-2008 09:19:56	Dark	48.500	132	15Rho Pup	2.8030	6900.0	97	34501	No
112	GOM_NL__2PRFIN20081005_092200_000000432072_00379_34501_1741.N1	05-OCT-2008 09:22:00	Dark	43.000	65	Lam Vel	2.2040	4400.0	86	34501	No
113	GOM_NL__2PRFIN20081005_092844_000000432072_00380_34502_1743.N1	05-OCT-2008 09:28:44	Dark	42.500	161	Tau Pup	2.9310	4500.0	85	34502	No
114	GOM_NL__2PRFIN20081005_093008_000000492072_00380_34502_1744.N1	05-OCT-2008 09:30:08	Dark	48.500	2	Alp Car	-0.73600	7000.0	97	34502	No
115	GOM_NL__2PRFIN20081005_093903_000000392072_00380_34502_1745.N1	05-OCT-2008 09:39:03	Dark	38.500	143	Alp Hyi	2.8570	7200.0	77	34502	No
116	GOM_NL__2PRFIN20081005_094031_000000462072_00380_34502_1746.N1	05-OCT-2008 09:40:31	Dark	45.500	9	Alp Eri	0.45300	24000.	91	34502	No
117	GOM_NL__2PRFIN20081005_094228_000000312072_00380_34502_1747.N1	05-OCT-2008 09:42:28	Straylight	31.000	157	The1Eri	2.9060	9300.0	62	34502	No
118	GOM_NL__2PRFIN20081005_094546_000000402072_00380_34502_1748.N1	05-OCT-2008 09:45:46	Straylight	39.500	84	Alp Phe	2.3970	4500.0	79	34502	No
119	GOM_NL__2PRFIN20081005_095233_000000462072_00380_34502_1749.N1	05-OCT-2008 09:52:33	Straylight	45.500	52	16Bet Cet	2.0370	4500.0	91	34502	No
120	GOM_NL__2PRFIN20081005_100241_000000382072_00380_34502_1750.N1	05-OCT-2008 10:02:41	Bright	38.000	140	88Gam Peg	2.8340	26000.	76	34502	No
121	GOM_NL__2PRFIN20081005_100615_000000372072_00380_34502_1751.N1	05-OCT-2008 10:06:15	Bright	36.500	93	53Bet Peg	2.5200	3100.0	73	34502	No
122	GOM_NL__2PRFIN20081005_101509_000000382072_00380_34502_1752.N1	05-OCT-2008 10:15:09	Bright	37.500	68	18Alp Cas	2.2250	4500.0	75	34502	No
123	GOM_NL__2PRFIN20081005_101634_000000372072_00380_34502_1753.N1	05-OCT-2008 10:16:34	Bright	36.500	76	27Gam Cas	2.3000	30000.	73	34502	No
124	GOM_NL__2PRFIN20081005_102334_000000342072_00380_34502_1754.N1	05-OCT-2008 10:23:34	Bright	34.000	49	1Alp UMi	1.9900	6300.0	68	34502	No
125	GOM_NL__2PRFIN20081005_103138_000000372072_00380_34502_1755.N1	05-OCT-2008 10:31:38	Bright	37.000	36	50Alp UMa	1.8000	6300.0	74	34502	No
126	GOM_NL__2PRFIN20081005_103310_000000412072_00380_34502_1756.N1	05-OCT-2008 10:33:10	Bright	40.500	82	48Bet UMa	2.3650	10600.	81	34502	No
127	GOM_NL__2PRFIN20081005_104308_000000372072_00380_34502_1757.N1	05-OCT-2008 10:43:08	Bright	36.500	166	17Eps Leo	2.9800	6000.0	73	34502	No
128	GOM_NL__2PRFIN20081005_104614_000000332072_00380_34502_1758.N1	05-OCT-2008 10:46:14	Bright	32.500	22	32Alp Leo	1.3600	15200.	65	34502	No
129	GOM_NL__2PRFIN20081005_105257_000000502072_00380_34502_1759.N1	05-OCT-2008 10:52:57	Twilight	49.500	48	30Alp Hya	1.9770	4100.0	99	34502	No
130	GOM_NL__2PRFIN20081005_110033_000000482072_00380_34502_1760.N1	05-OCT-2008 11:00:33	Dark	48.000	132	15Rho Pup	2.8030	6900.0	96	34502	No
131	GOM_NL__2PRFIN20081005_110236_000000442072_00380_34502_1761.N1	05-OCT-2008 11:02:36	Dark	44.000	65	Lam Vel	2.2040	4400.0	88	34502	No
132	GOM_NL__2PRFIN20081005_110552_000000412072_00380_34502_1762.N1	05-OCT-2008 11:05:52	Dark	41.000	46	Del Vel	1.9540	10600.	82	34502	No
133	GOM_NL__2PRFIN20081005_110727_000000482072_00381_34503_1757.N1	05-OCT-2008 11:07:27	Dark	47.500	41	Eps Car	1.8600	4100.0	95	34503	No
134	GOM_NL__2PRFIN20081005_110921_000000422072_00381_34503_1758.N1	05-OCT-2008 11:09:21	Dark	42.000	161	Tau Pup	2.9310	4500.0	84	34503	No
135	GOM_NL__2PRFIN20081005_111045_000000472072_00381_34503_1759.N1	05-OCT-2008 11:10:45	Dark	47.000	2	Alp Car	-0.73600	7000.0	94	34503	No
136	GOM_NL__2PRFIN20081005_111940_000000382072_00381_34503_1760.N1	05-OCT-2008 11:19:40	Dark	37.500	143	Alp Hyi	2.8570	7200.0	75	34503	No
137	GOM_NL__2PRFIN20081005_112107_000000432072_00381_34503_1761.N1	05-OCT-2008 11:21:07	Dark	43.000	9	Alp Eri	0.45300	24000.	86	34503	No
138	GOM_NL__2PRFIN20081005_112304_000000312072_00381_34503_1762.N1	05-OCT-2008 11:23:04	Straylight	31.000	157	The1Eri	2.9060	9300.0	62	34503	No
139	GOM_NL__2PRFIN20081005_112622_000000392072_00381_34503_1763.N1	05-OCT-2008 11:26:22	Straylight	39.000	84	Alp Phe	2.3970	4500.0	78	34503	No
140	GOM_NL__2PRFIN20081005_113309_000000462072_00381_34503_1764.N1	05-OCT-2008 11:33:09	Straylight	46.000	52	16Bet Cet	2.0370	4500.0	92	34503	No
141	GOM_NL__2PRFIN20081005_114316_000000392072_00381_34503_1765.N1	05-OCT-2008 11:43:16	Bright	39.000	140	88Gam Peg	2.8340	26000.	78	34503	No
142	GOM_NL__2PRFIN20081005_114651_000000382072_00381_34503_1766.N1	05-OCT-2008 11:46:51	Bright	37.500	93	53Bet Peg	2.5200	3100.0	75	34503	No
143	GOM_NL__2PRFIN20081005_115544_000000412072_00381_34503_1767.N1	05-OCT-2008 11:55:44	Bright	40.500	68	18Alp Cas	2.2250	4500.0	81	34503	No
144	GOM_NL__2PRFIN20081005_115710_000000402072_00381_34503_1768.N1	05-OCT-2008 11:57:10	Bright	39.500	76	27Gam Cas	2.3000	30000.	79	34503	No
145	GOM_NL__2PRFIN20081005_121214_000000332072_00381_34503_1769.N1	05-OCT-2008 12:12:14	Bright	33.000	36	50Alp UMa	1.8000	6300.0	66	34503	No
146	GOM_NL__2PRFIN20081005_121346_000000332072_00381_34503_1770.N1	05-OCT-2008 12:13:46	Bright	32.500	82	48Bet UMa	2.3650	10600.	65	34503	No
147	GOM_NL__2PRFIN20081005_122344_000000372072_00381_34503_1771.N1	05-OCT-2008 12:23:44	Bright	37.000	166	17Eps Leo	2.9800	6000.0	74	34503	No
148	GOM_NL__2PRFIN20081005_122650_000000342072_00381_34503_1772.N1	05-OCT-2008 12:26:50	Bright	33.500	22	32Alp Leo	1.3600	15200.	67	34503	No
149	GOM_NL__2PRFIN20081005_123333_000000552072_00381_34503_1773.N1	05-OCT-2008 12:33:33	Twilight	54.500	48	30Alp Hya	1.9770	4100.0	109	34503	No
150	GOM_NL__2PRFIN20081005_124109_000000482072_00381_34503_1774.N1	05-OCT-2008 12:41:09	Dark	47.500	132	15Rho Pup	2.8030	6900.0	95	34503	No
151	GOM_NL__2PRFIN20081005_124313_000000402072_00381_34503_1775.N1	05-OCT-2008 12:43:13	Dark	39.500	65	Lam Vel	2.2040	4400.0	79	34503	No
152	GOM_NL__2PRFIN20081005_124628_000000382072_00381_34503_1776.N1	05-OCT-2008 12:46:28	Dark	38.000	46	Del Vel	1.9540	10600.	76	34503	No
153	GOM_NL__2PRFIN20081005_124803_000000502072_00382_34504_1769.N1	05-OCT-2008 12:48:03	Dark	49.500	41	Eps Car	1.8600	4100.0	99	34504	No
154	GOM_NL__2PRFIN20081005_124957_000000442072_00382_34504_1770.N1	05-OCT-2008 12:49:57	Dark	43.500	161	Tau Pup	2.9310	4500.0	87	34504	No
155	GOM_NL__2PRFIN20081005_125122_000000462072_00382_34504_1771.N1	05-OCT-2008 12:51:22	Dark	46.000	2	Alp Car	-0.73600	7000.0	92	34504	No
156	GOM_NL__2PRFIN20081005_130016_000000392072_00382_34504_1772.N1	05-OCT-2008 13:00:16	Dark	38.500	143	Alp Hyi	2.8570	7200.0	77	34504	No
157	GOM_NL__2PRFIN20081005_130143_000000442072_00382_34504_1773.N1	05-OCT-2008 13:01:43	Dark	44.000	9	Alp Eri	0.45300	24000.	88	34504	No
158	GOM_NL__2PRFIN20081005_130341_000000342072_00382_34504_1774.N1	05-OCT-2008 13:03:41	Straylight	34.000	157	The1Eri	2.9060	9300.0	68	34504	No
159	GOM_NL__2PRFIN20081005_130658_000000432072_00382_34504_1775.N1	05-OCT-2008 13:06:58	Straylight	42.500	84	Alp Phe	2.3970	4500.0	85	34504	No
160	GOM_NL__2PRFIN20081005_131345_000000472072_00382_34504_1776.N1	05-OCT-2008 13:13:45	Straylight	47.000	52	16Bet Cet	2.0370	4500.0	94	34504	No

161	GOM_NL__2PRFIN20081005_132352_000000372072_00382_34504_1777.N1	05-OCT-2008 13:23:52	Bright	37.000	140	88Gam Peg	2.8340	26000.	74	34504	No
162	GOM_NL__2PRFIN20081005_132727_000000382072_00382_34504_1778.N1	05-OCT-2008 13:27:27	Bright	38.000	93	53Bet Peg	2.5200	3100.0	76	34504	No
163	GOM_NL__2PRFIN20081005_133620_000000412072_00382_34504_1779.N1	05-OCT-2008 13:36:20	Bright	41.000	68	18Alp Cas	2.2250	4500.0	82	34504	No
164	GOM_NL__2PRFIN20081005_133745_000000402072_00382_34504_1780.N1	05-OCT-2008 13:37:45	Bright	39.500	76	27Gam Cas	2.3000	30000.	79	34504	No
165	GOM_NL__2PRFIN20081005_135251_000000372072_00382_34504_1781.N1	05-OCT-2008 13:52:51	Bright	37.000	36	50Alp UMa	1.8000	6300.0	74	34504	No
166	GOM_NL__2PRFIN20081005_135422_000000362072_00382_34504_1782.N1	05-OCT-2008 13:54:22	Bright	35.500	82	48Bet UMa	2.3650	10600.	71	34504	No
167	GOM_NL__2PRFIN20081005_140420_000000362072_00382_34504_1783.N1	05-OCT-2008 14:04:20	Bright	36.000	166	17Eps Leo	2.9800	6000.0	72	34504	No
168	GOM_NL__2PRFIN20081005_140726_000000352072_00382_34504_1784.N1	05-OCT-2008 14:07:26	Bright	35.000	22	32Alp Leo	1.3600	15200.	70	34504	No
169	GOM_NL__2PRFIN20081005_141410_000000482072_00382_34504_1785.N1	05-OCT-2008 14:14:10	Twilight	47.500	48	30Alp Hya	1.9770	4100.0	95	34504	No
170	GOM_NL__2PRFIN20081005_142146_000000512072_00382_34504_1786.N1	05-OCT-2008 14:21:46	Dark	50.500	132	15Rho Pup	2.8030	6900.0	101	34504	No
171	GOM_NL__2PRFIN20081005_142349_000000412072_00382_34504_1787.N1	05-OCT-2008 14:23:49	Dark	41.000	65	Lam Vel	2.2040	4400.0	82	34504	No
172	GOM_NL__2PRFIN20081005_142705_000000382072_00382_34504_1788.N1	05-OCT-2008 14:27:05	Dark	37.500	46	Del Vel	1.9540	10600.	75	34504	No
173	GOM_NL__2PRFIN20081005_142840_000000402072_00383_34505_1782.N1	05-OCT-2008 14:28:40	Dark	39.500	41	Eps Car	1.8600	4100.0	79	34505	No
174	GOM_NL__2PRFIN20081005_143034_000000442072_00383_34505_1783.N1	05-OCT-2008 14:30:34	Dark	43.500	161	Tau Pup	2.9310	4500.0	87	34505	No
175	GOM_NL__2PRFIN20081005_143158_000000462072_00383_34505_1784.N1	05-OCT-2008 14:31:58	Dark	45.500	2	Alp Car	-0.73600	7000.0	91	34505	No
176	GOM_NL__2PRFIN20081005_144052_000000392072_00383_34505_1785.N1	05-OCT-2008 14:40:52	Dark	39.000	143	Alp Hyi	2.8570	7200.0	78	34505	No
177	GOM_NL__2PRFIN20081005_144220_000000442072_00383_34505_1786.N1	05-OCT-2008 14:42:20	Dark	43.500	9	Alp Eri	0.45300	24000.	87	34505	No
178	GOM_NL__2PRFIN20081005_144418_000000342072_00383_34505_1787.N1	05-OCT-2008 14:44:18	Straylight	34.000	157	The1Eri	2.9060	9300.0	68	34505	No
179	GOM_NL__2PRFIN20081005_144734_000000412072_00383_34505_1788.N1	05-OCT-2008 14:47:34	Straylight	40.500	84	Alp Phe	2.3970	4500.0	81	34505	No
180	GOM_NL__2PRFIN20081005_145421_000000482072_00383_34505_1789.N1	05-OCT-2008 14:54:21	Straylight	47.500	52	16Bet Cet	2.0370	4500.0	95	34505	No
181	GOM_NL__2PRFIN20081005_150428_000000382072_00383_34505_1790.N1	05-OCT-2008 15:04:28	Bright	37.500	140	88Gam Peg	2.8340	26000.	75	34505	No
182	GOM_NL__2PRFIN20081005_150803_000000372072_00383_34505_1791.N1	05-OCT-2008 15:08:03	Bright	37.000	93	53Bet Peg	2.5200	3100.0	74	34505	No
183	GOM_NL__2PRFIN20081005_151656_000000382072_00383_34505_1792.N1	05-OCT-2008 15:16:56	Bright	37.500	68	18Alp Cas	2.2250	4500.0	75	34505	No
184	GOM_NL__2PRFIN20081005_151821_000000382072_00383_34505_1793.N1	05-OCT-2008 15:18:21	Bright	38.000	76	27Gam Cas	2.3000	30000.	76	34505	No
185	GOM_NL__2PRFIN20081005_152522_000000372072_00383_34505_1794.N1	05-OCT-2008 15:25:22	Bright	36.500	49	1Alp UMi	1.9900	6300.0	73	34505	No
186	GOM_NL__2PRFIN20081005_153327_000000362072_00383_34505_1795.N1	05-OCT-2008 15:33:27	Bright	36.000	36	50Alp UMa	1.8000	6300.0	72	34505	No
187	GOM_NL__2PRFIN20081005_153458_000000342072_00383_34505_1796.N1	05-OCT-2008 15:34:58	Bright	33.500	82	48Bet UMa	2.3650	10600.	67	34505	No
188	GOM_NL__2PRFIN20081005_154456_000000372072_00383_34505_1797.N1	05-OCT-2008 15:44:56	Bright	36.500	166	17Eps Leo	2.9800	6000.0	73	34505	No
189	GOM_NL__2PRFIN20081005_154803_000000352072_00383_34505_1798.N1	05-OCT-2008 15:48:03	Bright	35.000	22	32Alp Leo	1.3600	15200.	70	34505	No
190	GOM_NL__2PRFIN20081005_155446_000000522072_00383_34505_1799.N1	05-OCT-2008 15:54:46	Twilight	51.500	48	30Alp Hya	1.9770	4100.0	103	34505	No
191	GOM_NL__2PRFIN20081005_160223_000000482072_00383_34505_1800.N1	05-OCT-2008 16:02:23	Dark	47.500	132	15Rho Pup	2.8030	6900.0	95	34505	No
192	GOM_NL__2PRFIN20081005_160426_000000442072_00383_34505_1801.N1	05-OCT-2008 16:04:26	Dark	43.500	65	Lam Vel	2.2040	4400.0	87	34505	No
193	GOM_NL__2PRFIN20081005_160741_000000382072_00383_34505_1802.N1	05-OCT-2008 16:07:41	Dark	37.500	46	Del Vel	1.9540	10600.	75	34505	No
194	GOM_NL__2PRFIN20081005_160916_000000412072_00384_34506_1792.N1	05-OCT-2008 16:09:16	Dark	41.000	41	Eps Car	1.8600	4100.0	82	34506	No
195	GOM_NL__2PRFIN20081005_161111_000000462072_00384_34506_1793.N1	05-OCT-2008 16:11:11	Dark	46.000	161	Tau Pup	2.9310	4500.0	92	34506	No
196	GOM_NL__2PRFIN20081005_161235_000000462072_00384_34506_1794.N1	05-OCT-2008 16:12:35	Dark	46.000	2	Alp Car	-0.73600	7000.0	92	34506	No
197	GOM_NL__2PRFIN20081005_162128_000000372072_00384_34506_1795.N1	05-OCT-2008 16:21:28	Dark	37.000	143	Alp Hyi	2.8570	7200.0	74	34506	No
198	GOM_NL__2PRFIN20081005_162256_000000402072_00384_34506_1796.N1	05-OCT-2008 16:22:56	Dark	39.500	9	Alp Eri	0.45300	24000.	79	34506	No
199	GOM_NL__2PRFIN20081005_162454_000000372072_00384_34506_1797.N1	05-OCT-2008 16:24:54	Straylight	37.000	157	The1Eri	2.9060	9300.0	74	34506	No
200	GOM_NL__2PRFIN20081005_162810_000000432072_00384_34506_1798.N1	05-OCT-2008 16:28:10	Straylight	42.500	84	Alp Phe	2.3970	4500.0	85	34506	No
201	GOM_NL__2PRFIN20081005_163457_000000472072_00384_34506_1799.N1	05-OCT-2008 16:34:57	Straylight	47.000	52	16Bet Cet	2.0370	4500.0	94	34506	No
202	GOM_NL__2PRFIN20081005_164504_000000382072_00384_34506_1800.N1	05-OCT-2008 16:45:04	Bright	37.500	140	88Gam Peg	2.8340	26000.	75	34506	No
203	GOM_NL__2PRFIN20081005_164839_000000372072_00384_34506_1801.N1	05-OCT-2008 16:48:39	Bright	36.500	93	53Bet Peg	2.5200	3100.0	73	34506	No
204	GOM_NL__2PRFIN20081005_165731_000000402072_00384_34506_1802.N1	05-OCT-2008 16:57:31	Bright	39.500	68	18Alp Cas	2.2250	4500.0	79	34506	No
205	GOM_NL__2PRFIN20081005_165857_000000392072_00384_34506_1803.N1	05-OCT-2008 16:58:57	Bright	39.000	76	27Gam Cas	2.3000	30000.	78	34506	No
206	GOM_NL__2PRFIN20081005_170558_000000372072_00384_34506_1804.N1	05-OCT-2008 17:05:58	Bright	37.000	49	1Alp UMi	1.9900	6300.0	74	34506	No
207	GOM_NL__2PRFIN20081005_171403_000000382072_00384_34506_1805.N1	05-OCT-2008 17:14:03	Bright	37.500	36	50Alp UMa	1.8000	6300.0	75	34506	No
208	GOM_NL__2PRFIN20081005_171534_000000352072_00384_34506_1806.N1	05-OCT-2008 17:15:34	Bright	35.000	82	48Bet UMa	2.3650	10600.	70	34506	No
209	GOM_NL__2PRFIN20081005_172532_000000462072_00384_34506_1807.N1	05-OCT-2008 17:25:32	Bright	46.000	166	17Eps Leo	2.9800	6000.0	92	34506	No
210	GOM_NL__2PRFIN20081005_172839_000000362072_00384_34506_1808.N1	05-OCT-2008 17:28:39	Bright	35.500	22	32Alp Leo	1.3600	15200.	71	34506	No
211	GOM_NL__2PRFIN20081005_173523_000000452072_00384_34506_1809.N1	05-OCT-2008 17:35:23	Twilight	45.000	48	30Alp Hya	1.9770	4100.0	90	34506	No
212	GOM_NL__2PRFIN20081005_174300_000000472072_00384_34506_1810.N1	05-OCT-2008 17:43:00	Dark	46.500	132	15Rho Pup	2.8030	6900.0	93	34506	No
213	GOM_NL__2PRFIN20081005_174502_000000452072_00384_34506_1811.N1	05-OCT-2008 17:45:02	Dark	44.500	65	Lam Vel	2.2040	4400.0	89	34506	No
214	GOM_NL__2PRFIN20081005_174817_000000372072_00384_34506_1812.N1	05-OCT-2008 17:48:17	Dark	37.000	46	Del Vel	1.9540	10600.	74	34506	No
215	GOM_NL__2PRFIN20081005_174953_000000482072_00385_34507_1816.N1	05-OCT-2008 17:49:53	Dark	47.500	41	Eps Car	1.8600	4100.0	95	34507	No
216	GOM_NL__2PRFIN20081005_175148_000000432072_00385_34507_1817.N1	05-OCT-2008 17:51:48	Dark	42.500	161	Tau Pup	2.9310	4500.0	85	34507	No
217	GOM_NL__2PRFIN20081005_175312_000000482072_00385_34507_1818.N1	05-OCT-2008 17:53:12	Dark	47.500	2	Alp Car	-0.73600	7000.0	95	34507	No
218	GOM_NL__2PRFIN20081005_180205_000000362072_00385_34507_1819.N1	05-OCT-2008 18:02:05	Dark	36.000	143	Alp Hyi	2.8570	7200.0	72	34507	No
219	GOM_NL__2PRFIN20081005_180332_000000502072_00385_34507_1820.N1	05-OCT-2008 18:03:32	Dark	50.000	9	Alp Eri	0.45300	24000.	100	34507	No

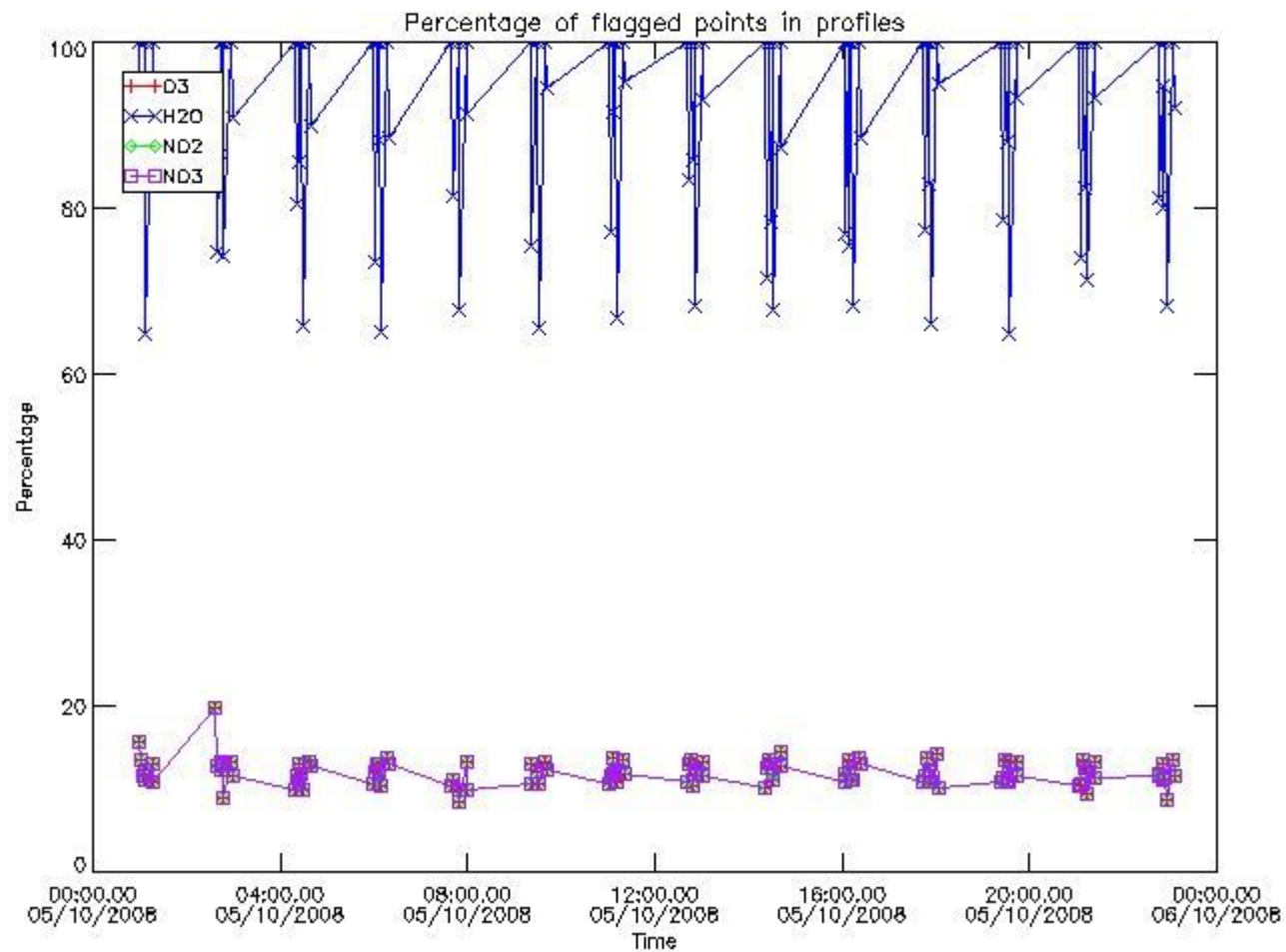
220	GOM_NL__2PRFIN20081005_180531_000000372072_00385_34507_1821.N1	05-OCT-2008 18:05:31	Straylight	37.000	157	The1Eri	2.9060	9300.0	74	34507	No
221	GOM_NL__2PRFIN20081005_180847_000000422072_00385_34507_1822.N1	05-OCT-2008 18:08:47	Straylight	41.500	84	Alp Phe	2.3970	4500.0	83	34507	No
222	GOM_NL__2PRFIN20081005_181533_000000472072_00385_34507_1823.N1	05-OCT-2008 18:15:33	Straylight	47.000	52	16Bet Cet	2.0370	4500.0	94	34507	No
223	GOM_NL__2PRFIN20081005_182540_000000392072_00385_34507_1824.N1	05-OCT-2008 18:25:40	Bright	38.500	140	88Gam Peg	2.8340	26000.	77	34507	No
224	GOM_NL__2PRFIN20081005_182915_000000352072_00385_34507_1825.N1	05-OCT-2008 18:29:15	Bright	35.000	93	53Bet Peg	2.5200	3100.0	70	34507	No
225	GOM_NL__2PRFIN20081005_183807_000000572072_00385_34507_1826.N1	05-OCT-2008 18:38:07	Bright	56.500	68	18Alp Cas	2.2250	4500.0	113	34507	No
226	GOM_NL__2PRFIN20081005_183932_000000372072_00385_34507_1827.N1	05-OCT-2008 18:39:32	Bright	37.000	76	27Gam Cas	2.3000	30000.	74	34507	No
227	GOM_NL__2PRFIN20081005_184634_000000352072_00385_34507_1828.N1	05-OCT-2008 18:46:34	Bright	35.000	49	1Alp UMi	1.9900	6300.0	70	34507	No
228	GOM_NL__2PRFIN20081005_185439_000000382072_00385_34507_1829.N1	05-OCT-2008 18:54:39	Bright	38.000	36	50Alp UMa	1.8000	6300.0	76	34507	No
229	GOM_NL__2PRFIN20081005_185610_000000362072_00385_34507_1830.N1	05-OCT-2008 18:56:10	Bright	35.500	82	48Bet UMa	2.3650	10600.	71	34507	No
230	GOM_NL__2PRFIN20081005_190609_000000362072_00385_34507_1831.N1	05-OCT-2008 19:06:09	Bright	36.000	166	17Eps Leo	2.9800	6000.0	72	34507	No
231	GOM_NL__2PRFIN20081005_190915_000000362072_00385_34507_1832.N1	05-OCT-2008 19:09:15	Bright	35.500	22	32Alp Leo	1.3600	15200.	71	34507	No
232	GOM_NL__2PRFIN20081005_191559_000000472072_00385_34507_1833.N1	05-OCT-2008 19:15:59	Twilight	47.000	48	30Alp Hya	1.9770	4100.0	94	34507	No
233	GOM_NL__2PRFIN20081005_192337_000000472072_00385_34507_1834.N1	05-OCT-2008 19:23:37	Dark	46.500	132	15Rho Pup	2.8030	6900.0	93	34507	No
234	GOM_NL__2PRFIN20081005_192538_000000452072_00385_34507_1835.N1	05-OCT-2008 19:25:38	Dark	45.000	65	Lam Vel	2.2040	4400.0	90	34507	No
235	GOM_NL__2PRFIN20081005_192854_000000382072_00385_34507_1836.N1	05-OCT-2008 19:28:54	Dark	37.500	46	Del Vel	1.9540	10600.	75	34507	No
236	GOM_NL__2PRFIN20081005_193029_000000462072_00386_34508_1832.N1	05-OCT-2008 19:30:29	Dark	46.000	41	Eps Car	1.8600	4100.0	92	34508	No
237	GOM_NL__2PRFIN20081005_193225_000000422072_00386_34508_1833.N1	05-OCT-2008 19:32:25	Dark	42.000	161	Tau Pup	2.9310	4500.0	84	34508	No
238	GOM_NL__2PRFIN20081005_193349_000000482072_00386_34508_1834.N1	05-OCT-2008 19:33:49	Dark	47.500	2	Alp Car	-0.73600	7000.0	95	34508	No
239	GOM_NL__2PRFIN20081005_194241_000000392072_00386_34508_1835.N1	05-OCT-2008 19:42:41	Dark	38.500	143	Alp Hyi	2.8570	7200.0	77	34508	No
240	GOM_NL__2PRFIN20081005_194409_000000452072_00386_34508_1836.N1	05-OCT-2008 19:44:09	Dark	44.500	9	Alp Eri	0.45300	24000.	89	34508	No
241	GOM_NL__2PRFIN20081005_194607_000000402072_00386_34508_1837.N1	05-OCT-2008 19:46:07	Straylight	40.000	157	The1Eri	2.9060	9300.0	80	34508	No
242	GOM_NL__2PRFIN20081005_194923_000000402072_00386_34508_1838.N1	05-OCT-2008 19:49:23	Straylight	39.500	84	Alp Phe	2.3970	4500.0	79	34508	No
243	GOM_NL__2PRFIN20081005_195610_000000462072_00386_34508_1839.N1	05-OCT-2008 19:56:10	Straylight	46.000	52	16Bet Cet	2.0370	4500.0	92	34508	No
244	GOM_NL__2PRFIN20081005_200615_000000382072_00386_34508_1840.N1	05-OCT-2008 20:06:15	Bright	37.500	140	88Gam Peg	2.8340	26000.	75	34508	No
245	GOM_NL__2PRFIN20081005_200951_000000382072_00386_34508_1841.N1	05-OCT-2008 20:09:51	Bright	37.500	93	53Bet Peg	2.5200	3100.0	75	34508	No
246	GOM_NL__2PRFIN20081005_201843_000000402072_00386_34508_1842.N1	05-OCT-2008 20:18:43	Bright	39.500	68	18Alp Cas	2.2250	4500.0	79	34508	No
247	GOM_NL__2PRFIN20081005_202008_000000392072_00386_34508_1843.N1	05-OCT-2008 20:20:08	Bright	39.000	76	27Gam Cas	2.3000	30000.	78	34508	No
248	GOM_NL__2PRFIN20081005_202710_000000372072_00386_34508_1844.N1	05-OCT-2008 20:27:10	Bright	36.500	49	1Alp UMi	1.9900	6300.0	73	34508	No
249	GOM_NL__2PRFIN20081005_203515_000000372072_00386_34508_1845.N1	05-OCT-2008 20:35:15	Bright	37.000	36	50Alp UMa	1.8000	6300.0	74	34508	No
250	GOM_NL__2PRFIN20081005_203646_000000352072_00386_34508_1846.N1	05-OCT-2008 20:36:46	Bright	34.500	82	48Bet UMa	2.3650	10600.	69	34508	No
251	GOM_NL__2PRFIN20081005_204645_000000382072_00386_34508_1847.N1	05-OCT-2008 20:46:45	Bright	38.000	166	17Eps Leo	2.9800	6000.0	76	34508	No
252	GOM_NL__2PRFIN20081005_204951_000000362072_00386_34508_1848.N1	05-OCT-2008 20:49:51	Bright	35.500	22	32Alp Leo	1.3600	15200.	71	34508	No
253	GOM_NL__2PRFIN20081005_205635_000000492072_00386_34508_1849.N1	05-OCT-2008 20:56:35	Twilight	49.000	48	30Alp Hya	1.9770	4100.0	98	34508	No
254	GOM_NL__2PRFIN20081005_210414_000000492072_00386_34508_1850.N1	05-OCT-2008 21:04:14	Dark	49.000	132	15Rho Pup	2.8030	6900.0	98	34508	No
255	GOM_NL__2PRFIN20081005_210615_000000532072_00386_34508_1851.N1	05-OCT-2008 21:06:15	Dark	52.500	65	Lam Vel	2.2040	4400.0	105	34508	No
256	GOM_NL__2PRFIN20081005_210930_000000382072_00386_34508_1852.N1	05-OCT-2008 21:09:30	Dark	37.500	46	Del Vel	1.9540	10600.	75	34508	No
257	GOM_NL__2PRFIN20081005_211105_000000412072_00387_34509_1846.N1	05-OCT-2008 21:11:05	Dark	40.500	41	Eps Car	1.8600	4100.0	81	34509	No
258	GOM_NL__2PRFIN20081005_211301_000000432072_00387_34509_1847.N1	05-OCT-2008 21:13:01	Dark	42.500	161	Tau Pup	2.9310	4500.0	85	34509	No
259	GOM_NL__2PRFIN20081005_211425_000000552072_00387_34509_1848.N1	05-OCT-2008 21:14:25	Dark	54.500	2	Alp Car	-0.73600	7000.0	109	34509	No
260	GOM_NL__2PRFIN20081005_212317_000000392072_00387_34509_1849.N1	05-OCT-2008 21:23:17	Dark	38.500	143	Alp Hyi	2.8570	7200.0	77	34509	No
261	GOM_NL__2PRFIN20081005_212445_000000452072_00387_34509_1850.N1	05-OCT-2008 21:24:45	Dark	45.000	9	Alp Eri	0.45300	24000.	90	34509	No
262	GOM_NL__2PRFIN20081005_212644_000000402072_00387_34509_1851.N1	05-OCT-2008 21:26:44	Straylight	40.000	157	The1Eri	2.9060	9300.0	80	34509	No
263	GOM_NL__2PRFIN20081005_212959_000000412072_00387_34509_1852.N1	05-OCT-2008 21:29:59	Straylight	40.500	84	Alp Phe	2.3970	4500.0	81	34509	No
264	GOM_NL__2PRFIN20081005_213646_000000452072_00387_34509_1853.N1	05-OCT-2008 21:36:46	Straylight	45.000	52	16Bet Cet	2.0370	4500.0	90	34509	No
265	GOM_NL__2PRFIN20081005_214651_000000372072_00387_34509_1854.N1	05-OCT-2008 21:46:51	Bright	37.000	140	88Gam Peg	2.8340	26000.	74	34509	No
266	GOM_NL__2PRFIN20081005_215027_000000382072_00387_34509_1855.N1	05-OCT-2008 21:50:27	Bright	37.500	93	53Bet Peg	2.5200	3100.0	75	34509	No
267	GOM_NL__2PRFIN20081005_215918_000000422072_00387_34509_1856.N1	05-OCT-2008 21:59:18	Bright	41.500	68	18Alp Cas	2.2250	4500.0	83	34509	No
268	GOM_NL__2PRFIN20081005_220043_000000402072_00387_34509_1857.N1	05-OCT-2008 22:00:43	Bright	39.500	76	27Gam Cas	2.3000	30000.	79	34509	No
269	GOM_NL__2PRFIN20081005_220746_000000372072_00387_34509_1858.N1	05-OCT-2008 22:07:46	Bright	36.500	49	1Alp UMi	1.9900	6300.0	73	34509	No
270	GOM_NL__2PRFIN20081005_221551_000000372072_00387_34509_1859.N1	05-OCT-2008 22:15:51	Bright	36.500	36	50Alp UMa	1.8000	6300.0	73	34509	No
271	GOM_NL__2PRFIN20081005_221722_000000362072_00387_34509_1860.N1	05-OCT-2008 22:17:22	Bright	35.500	82	48Bet UMa	2.3650	10600.	71	34509	No
272	GOM_NL__2PRFIN20081005_222721_000000372072_00387_34509_1861.N1	05-OCT-2008 22:27:21	Bright	37.000	166	17Eps Leo	2.9800	6000.0	74	34509	No
273	GOM_NL__2PRFIN20081005_223027_000000342072_00387_34509_1862.N1	05-OCT-2008 22:30:27	Bright	34.000	22	32Alp Leo	1.3600	15200.	68	34509	No
274	GOM_NL__2PRFIN20081005_223712_000000532072_00387_34509_1863.N1	05-OCT-2008 22:37:12	Twilight	52.500	48	30Alp Hya	1.9770	4100.0	105	34509	No
275	GOM_NL__2PRFIN20081005_224451_000000452072_00387_34509_1864.N1	05-OCT-2008 22:44:51	Dark	44.500	132	15Rho Pup	2.8030	6900.0	89	34509	No
276	GOM_NL__2PRFIN20081005_224651_000000432072_00387_34509_1865.N1	05-OCT-2008 22:46:51	Dark	43.000	65	Lam Vel	2.2040	4400.0	86	34509	No
277	GOM_NL__2PRFIN20081005_225006_000000392072_00387_34509_1866.N1	05-OCT-2008 22:50:06	Dark	39.000	46	Del Vel	1.9540	10600.	78	34509	No
278	GOM_NL__2PRFIN20081005_225142_000000512072_00388_34510_1862.N1	05-OCT-2008 22:51:42	Dark	50.500	41	Eps Car	1.8600	4100.0	101	34510	No

279	GOM_NL__2PRFIN20081005_225338_000000502072_00388_34510_1863.N1	05-OCT-2008 22:53:38	Dark	49.500	161	Tau Pup	2.9310	4500.0	99	34510	No
280	GOM_NL__2PRFIN20081005_225502_000000592072_00388_34510_1864.N1	05-OCT-2008 22:55:02	Dark	58.500	2	Alp Car	-0.73600	7000.0	117	34510	No
281	GOM_NL__2PRFIN20081005_230353_000000382072_00388_34510_1865.N1	05-OCT-2008 23:03:53	Dark	38.000	143	Alp Hyi	2.8570	7200.0	76	34510	No
282	GOM_NL__2PRFIN20081005_230521_000000442072_00388_34510_1866.N1	05-OCT-2008 23:05:21	Dark	44.000	9	Alp Eri	0.45300	24000.	88	34510	No
283	GOM_NL__2PRFIN20081005_230720_000000432072_00388_34510_1867.N1	05-OCT-2008 23:07:20	Straylight	43.000	157	The1Eri	2.9060	9300.0	86	34510	No
284	GOM_NL__2PRFIN20081005_231035_000000462072_00388_34510_1868.N1	05-OCT-2008 23:10:35	Straylight	45.500	84	Alp Phe	2.3970	4500.0	91	34510	No
285	GOM_NL__2PRFIN20081005_231722_000000462072_00388_34510_1869.N1	05-OCT-2008 23:17:22	Straylight	46.000	52	16Bet Cet	2.0370	4500.0	92	34510	No
286	GOM_NL__2PRFIN20081005_232727_000000392072_00388_34510_1870.N1	05-OCT-2008 23:27:27	Bright	38.500	140	88Gam Peg	2.8340	26000.	77	34510	No
287	GOM_NL__2PRFIN20081005_233103_000000382072_00388_34510_1871.N1	05-OCT-2008 23:31:03	Bright	37.500	93	53Bet Peg	2.5200	3100.0	75	34510	No
288	GOM_NL__2PRFIN20081005_233954_000000392072_00388_34510_1872.N1	05-OCT-2008 23:39:54	Bright	39.000	68	18Alp Cas	2.2250	4500.0	78	34510	No
289	GOM_NL__2PRFIN20081005_234119_000000402072_00388_34510_1873.N1	05-OCT-2008 23:41:19	Bright	39.500	76	27Gam Cas	2.3000	30000.	79	34510	No
290	GOM_NL__2PRFIN20081005_234821_000000372072_00388_34510_1874.N1	05-OCT-2008 23:48:21	Bright	36.500	49	1Alp UMi	1.9900	6300.0	73	34510	No
291	GOM_NL__2PRFIN20081005_235627_000000382072_00388_34510_1875.N1	05-OCT-2008 23:56:27	Bright	37.500	36	50Alp UMa	1.8000	6300.0	75	34510	No
292	GOM_NL__2PRFIN20081005_235758_000000342072_00388_34510_1876.N1	05-OCT-2008 23:57:58	Bright	34.000	82	48Bet UMa	2.3650	10600.	68	34510	No

3. Quality information per product

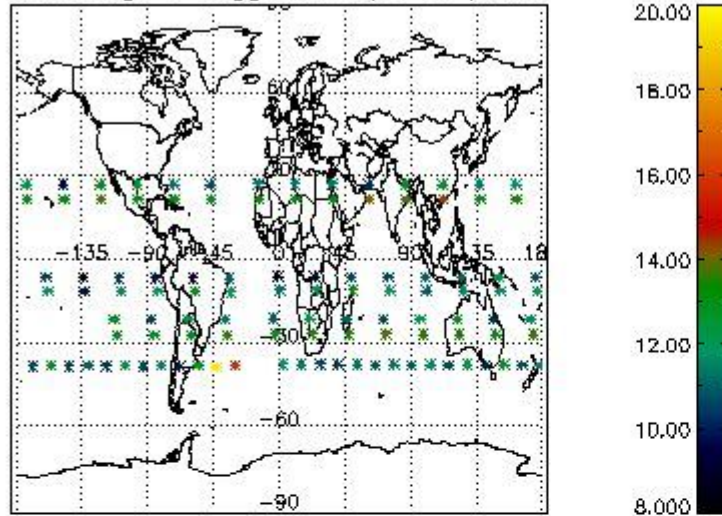
In this section it is plotted some information contained in the Quality Summary data set of the level 2 products. Only products in dark limb conditions and without errors (error flag in the MPH set to "0") are used.

3.1 Plot quality information per product (time dependant)

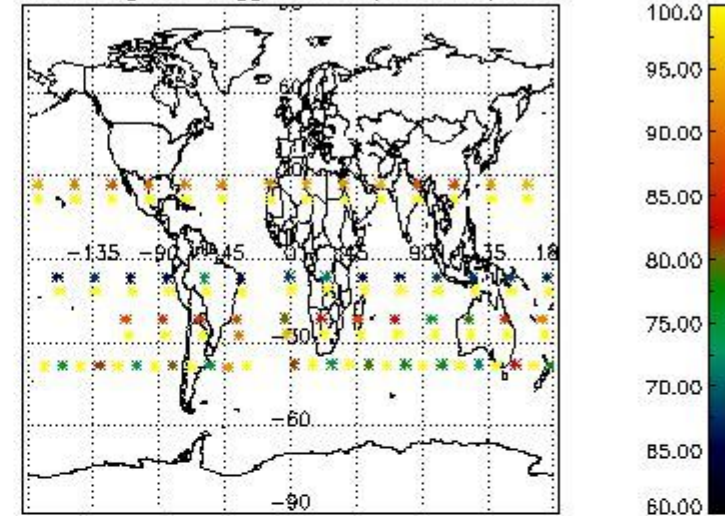


3.2 Plot quality information per product (world map)

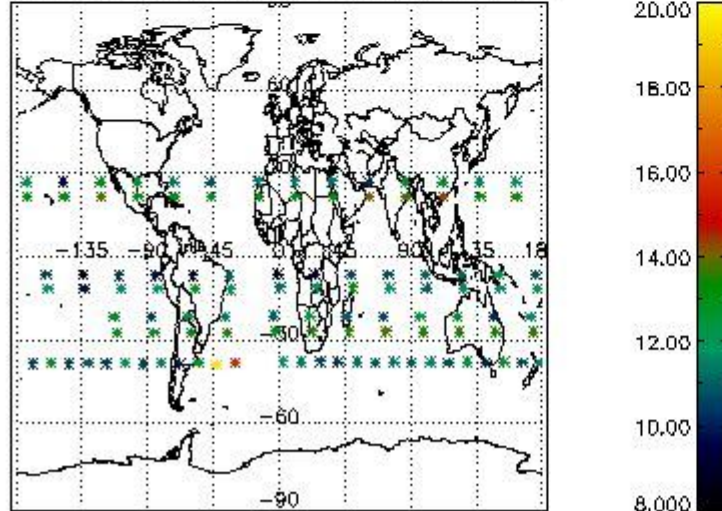
Percentage of flagged data per O3 profile



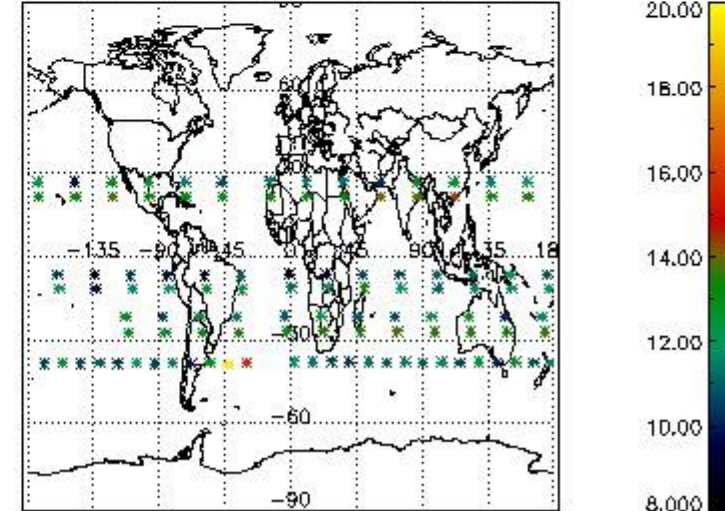
Percentage of flagged data per H2O profile



Percentage of flagged data per NO2 profile



Percentage of flagged data per NO3 profile

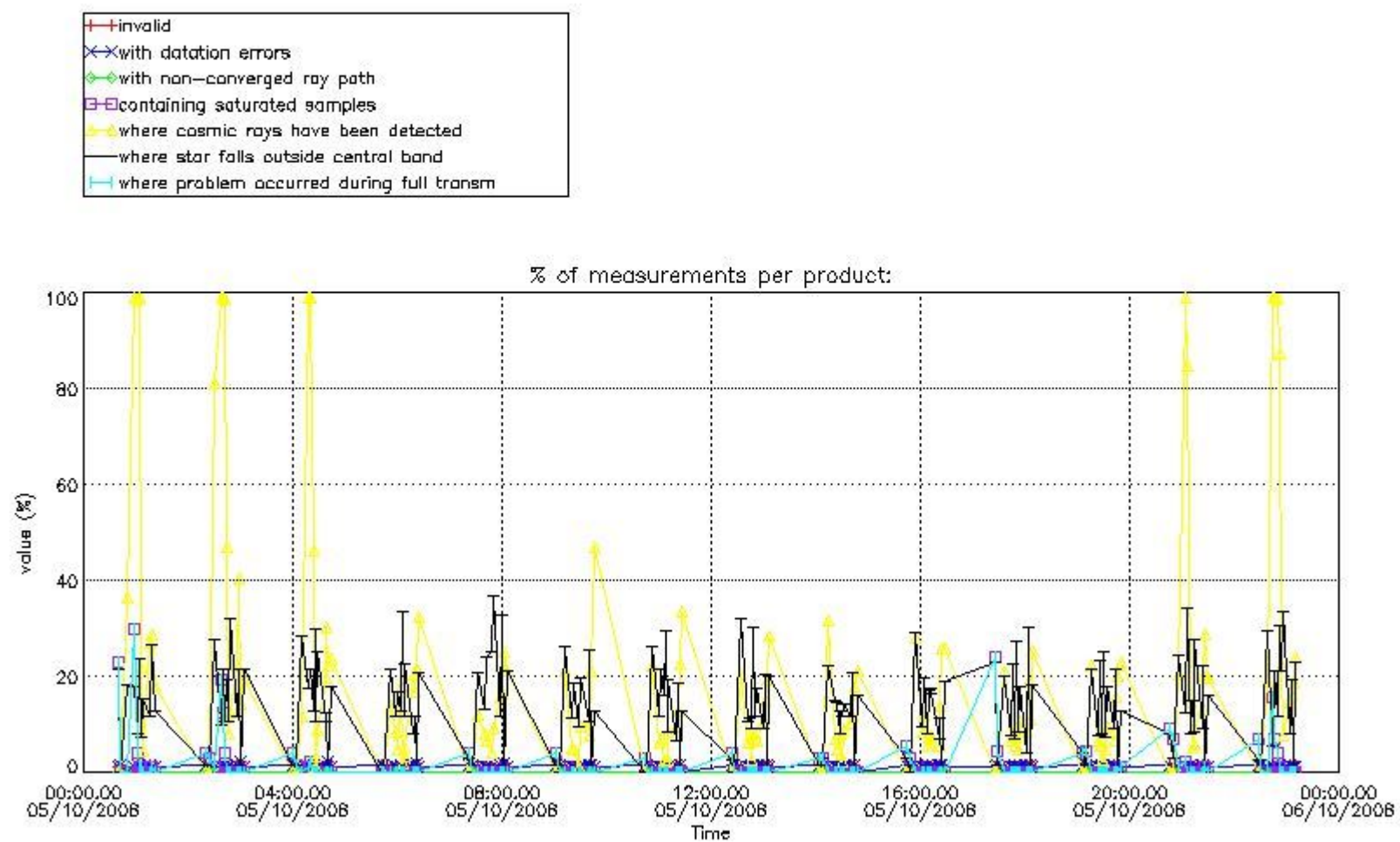


4. Level 1 quality information per product

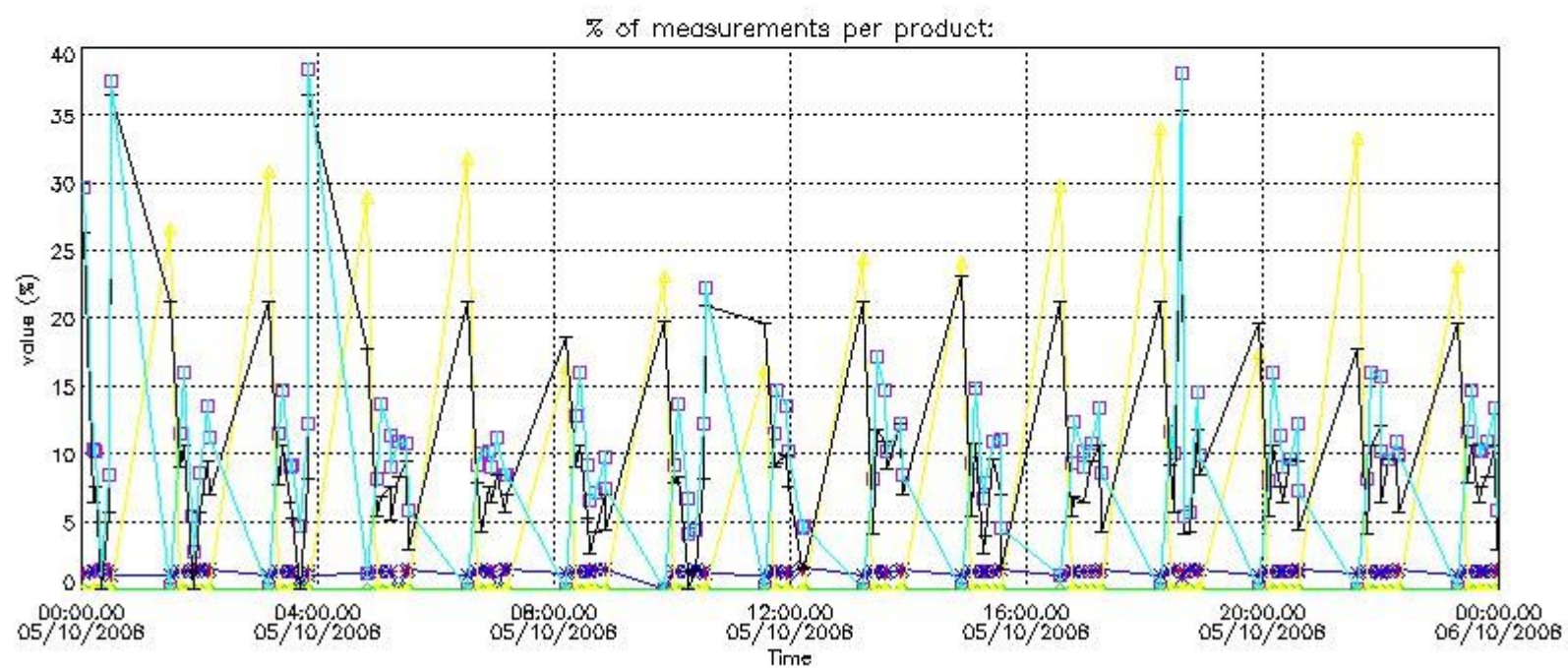
In this section it is plotted some information contained in the Quality Summary data set of the level 2 products that comes from the level 1b processing. Products without errors (error flag in the MPH set to "0") are used.

4.1 Plot quality information per product (time dependant) coming from level 1b processing

4.1.1 Plot level 1 quality information per product (time dependant): ENVISAT ASCENDING passes

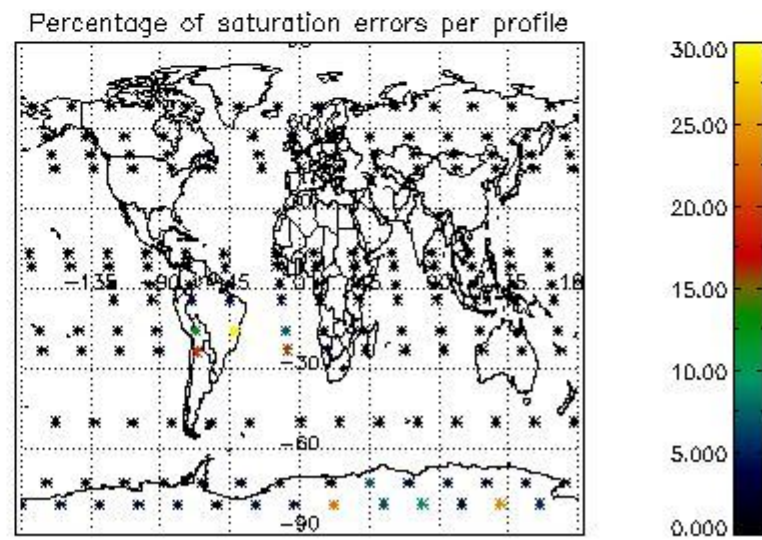
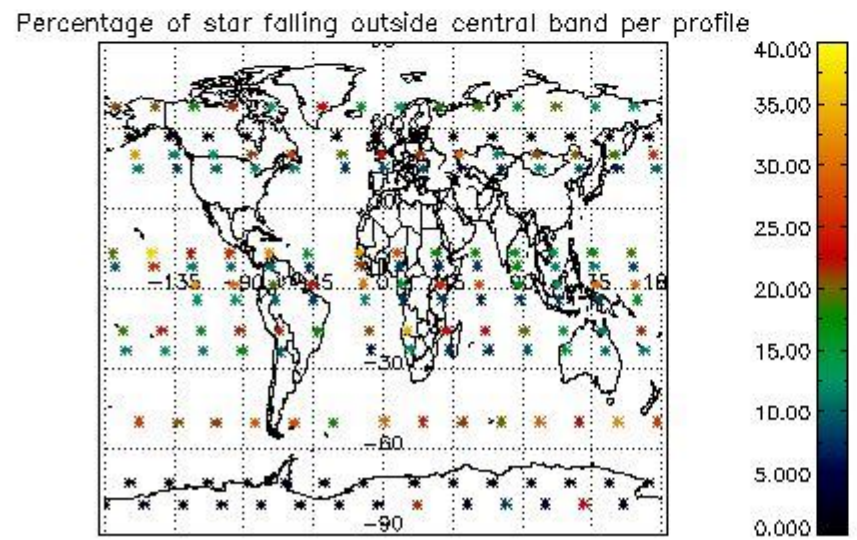
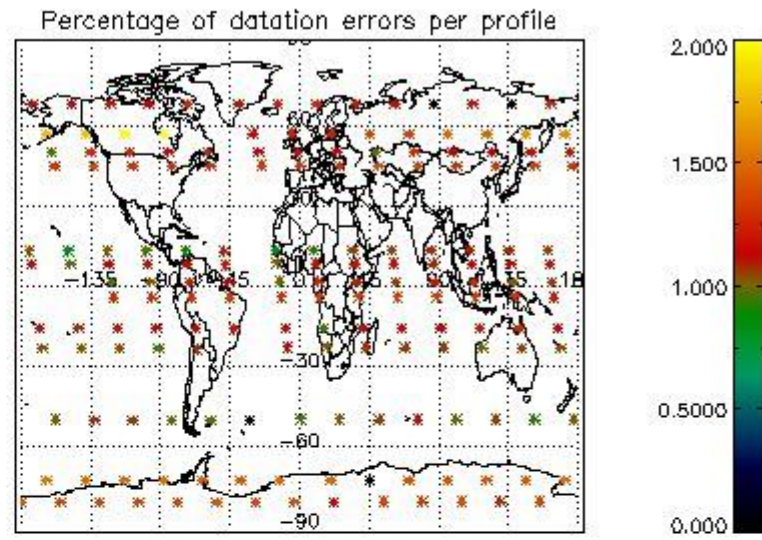
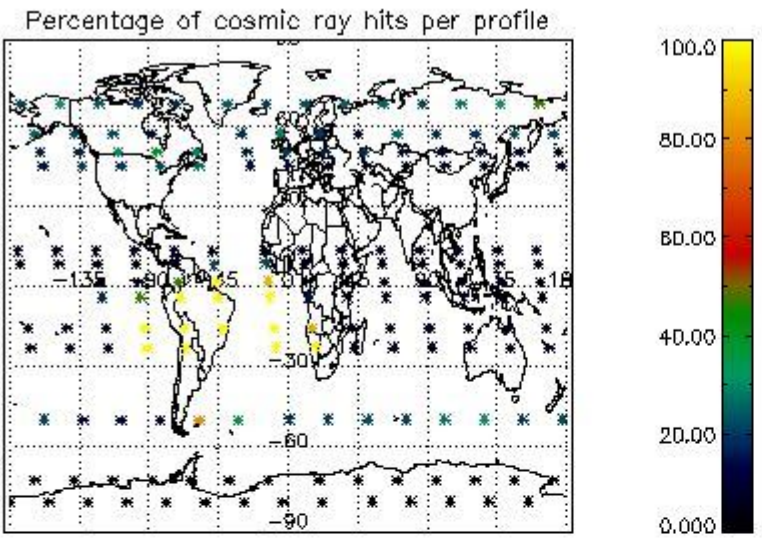


4.1.2 Plot level 1 quality information per product (time dependant): ENVI SAT DESCENDING passes

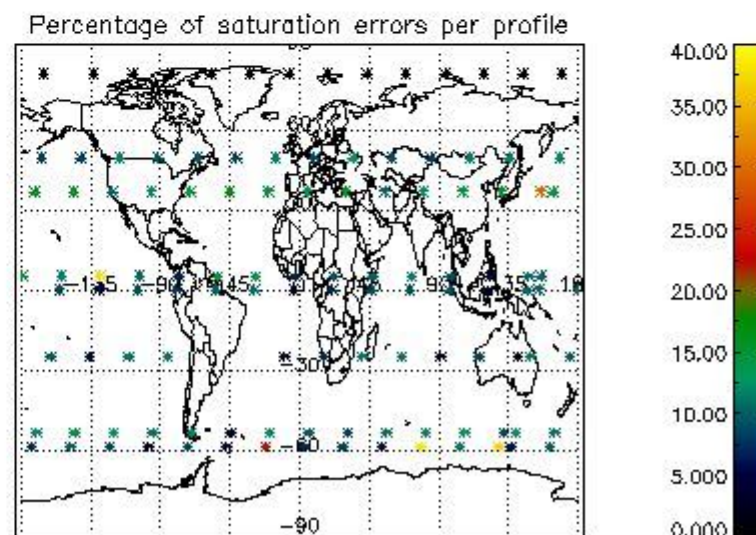
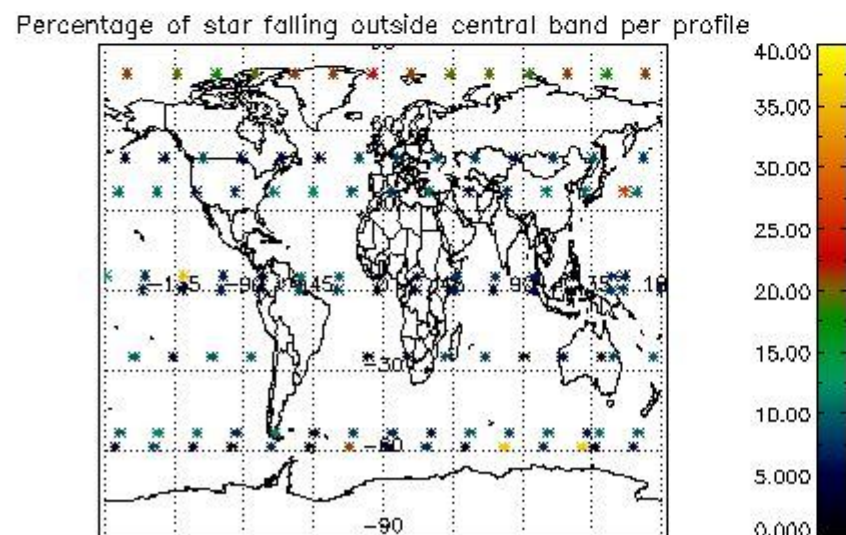
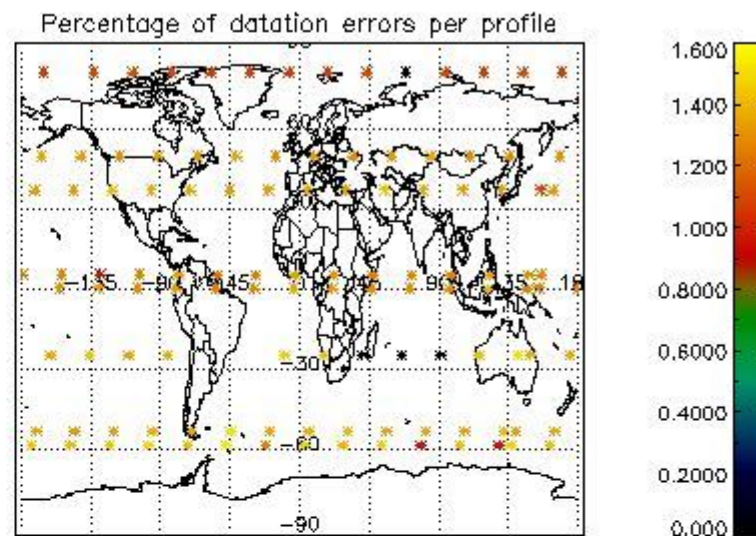
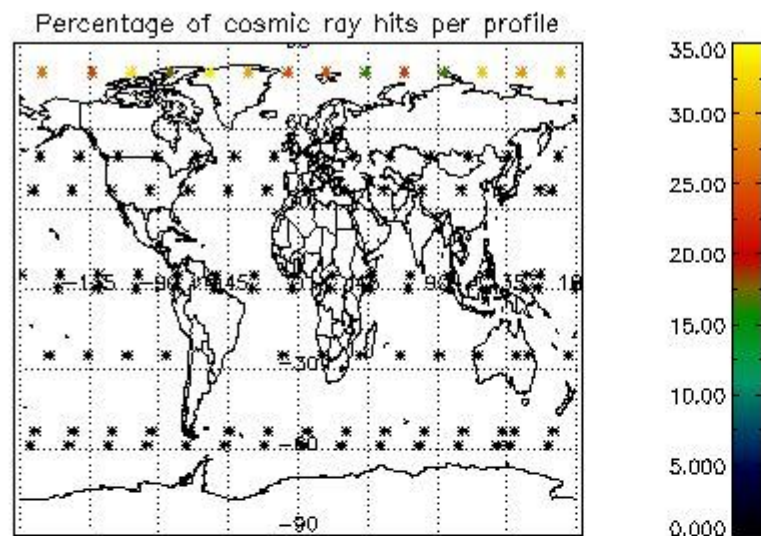


4.2 Plot quality information per product coming from level 1b processing (world map)

4.2.1 Plot level 1 quality information per product (world map): ENVISAT ASCENDING passes



4.2.2 Plot level 1 quality information per product (world map): ENVISAT DESCENDING passes



5. Trace gas profiles

5.1 Ozone statistics based on quality of products

The final quality of the products can be "measured" using the STD (Standard Deviation) attached to every point profile. This information is written to the parameter GOM_NL__2P/NL_LOCAL_SPECIES_DENSITY/o3_std of the level 2 products. The table below shows the statistics for given STD ranges.

The statistics are given with respect to the overall valid production:

- Products without fatal errors: GOM_NL__2P/MPH/PRODUCT_ERR=0
- Valid point profile: GOM_NL__2P/NL_LOCAL_SPECIES_DENSITY/pcd(0)=0

The 'Criteria' is applied to valid points of dark limb products:

- Products in dark limb illumination condition: GOM_NL__2P/NL_SUMMARY_QUALITY/obs_ill_cond=0
- Products without fatal errors: GOM_NL__2P/MPH/PRODUCT_ERR=0
- Valid point profile: GOM_NL__2P/NL_LOCAL_SPECIES_DENSITY/pcd(0)=0

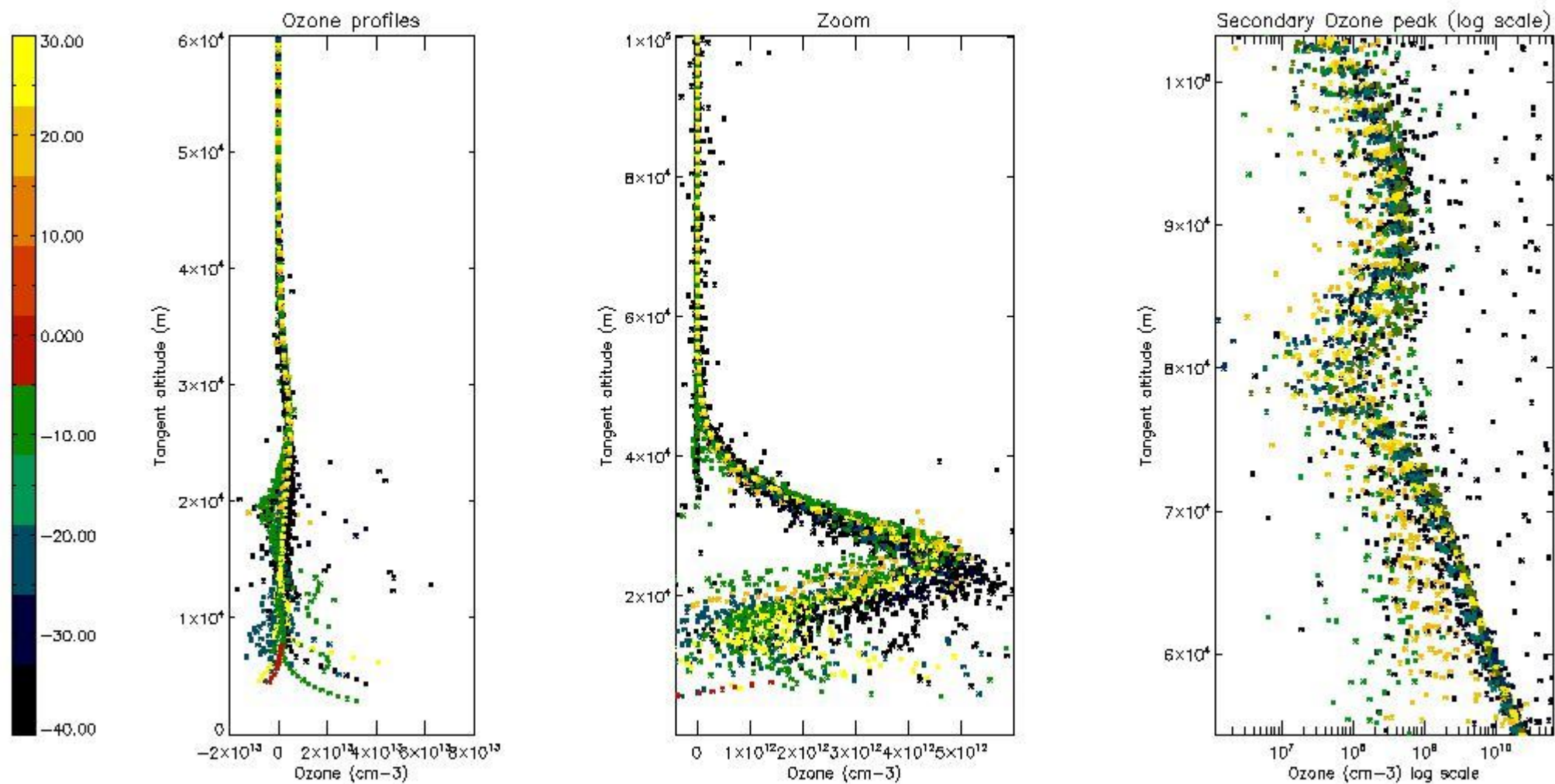
So, the table below shows the percentage of dark limb and valid observations for each criteria with respect to the overall valid daily observations.

Criteria	% of total production
All STD	41
STD < 20	19

STD < 10	13
STD < 5	7

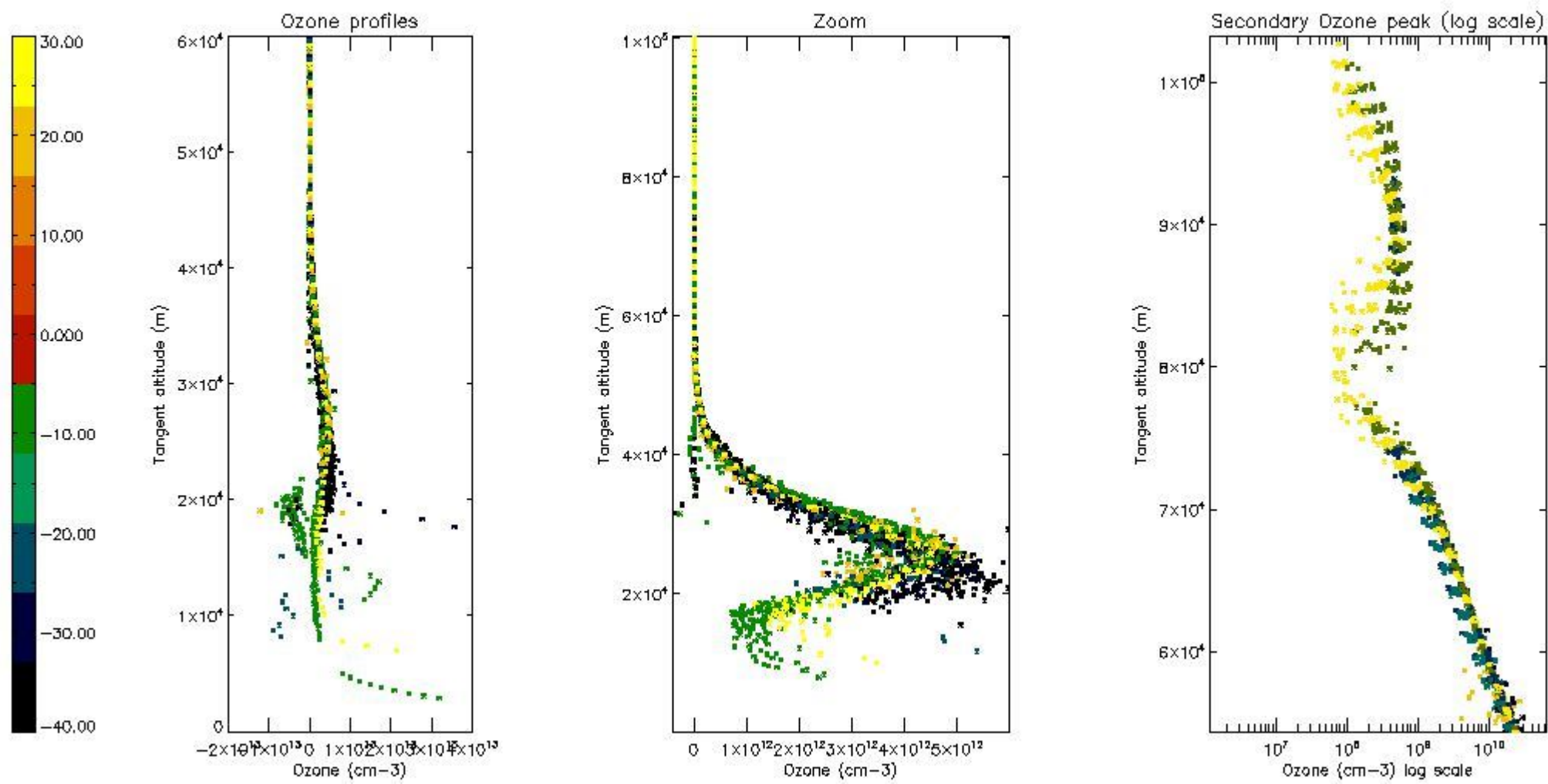
5.2 Plot ozone profiles for all STD (dark without errors)

The colorbar represents the latitude.



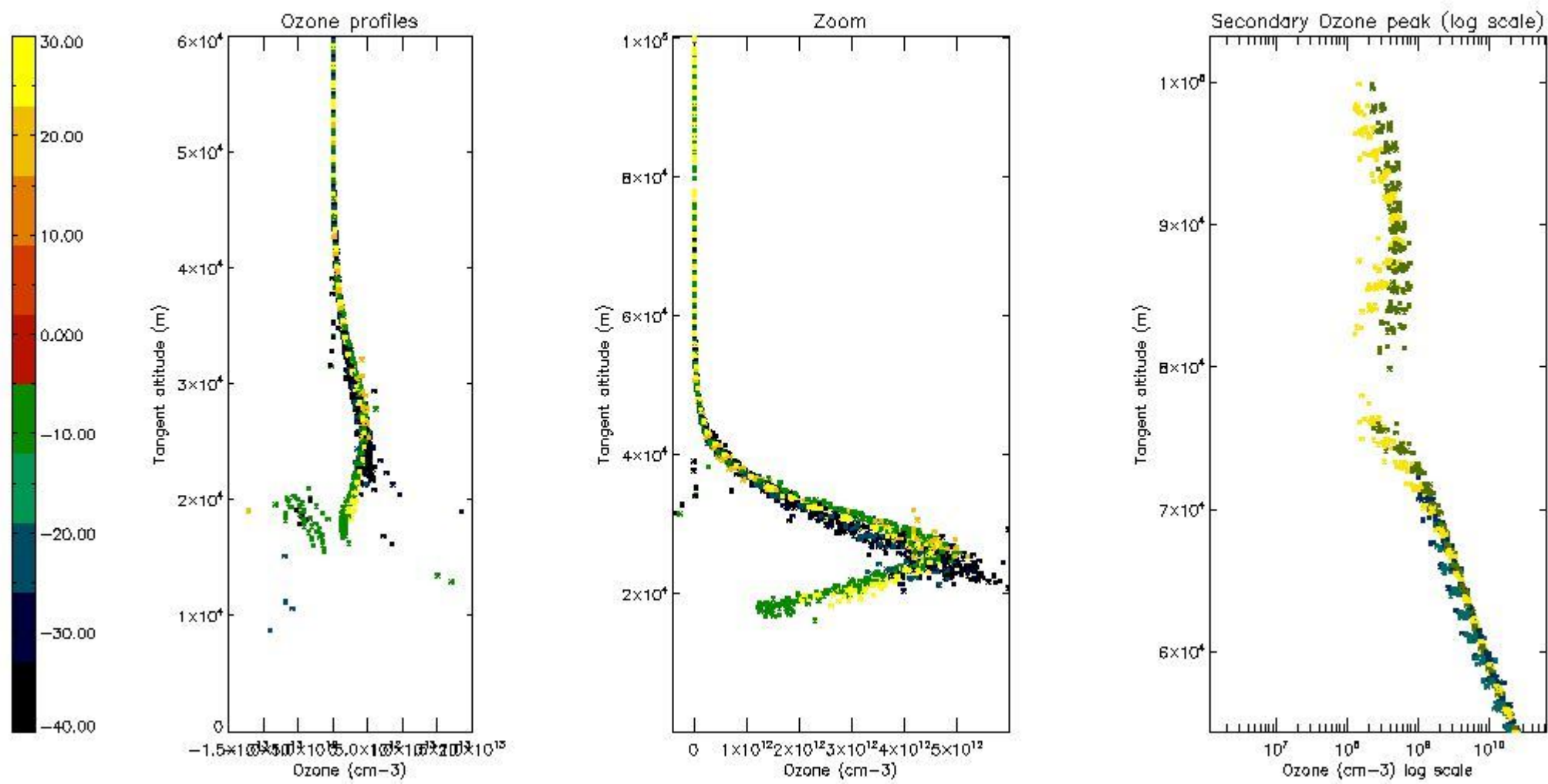
5.3 Plot ozone profiles where STD < 20% (dark without errors)

The colorbar represents the latitude.



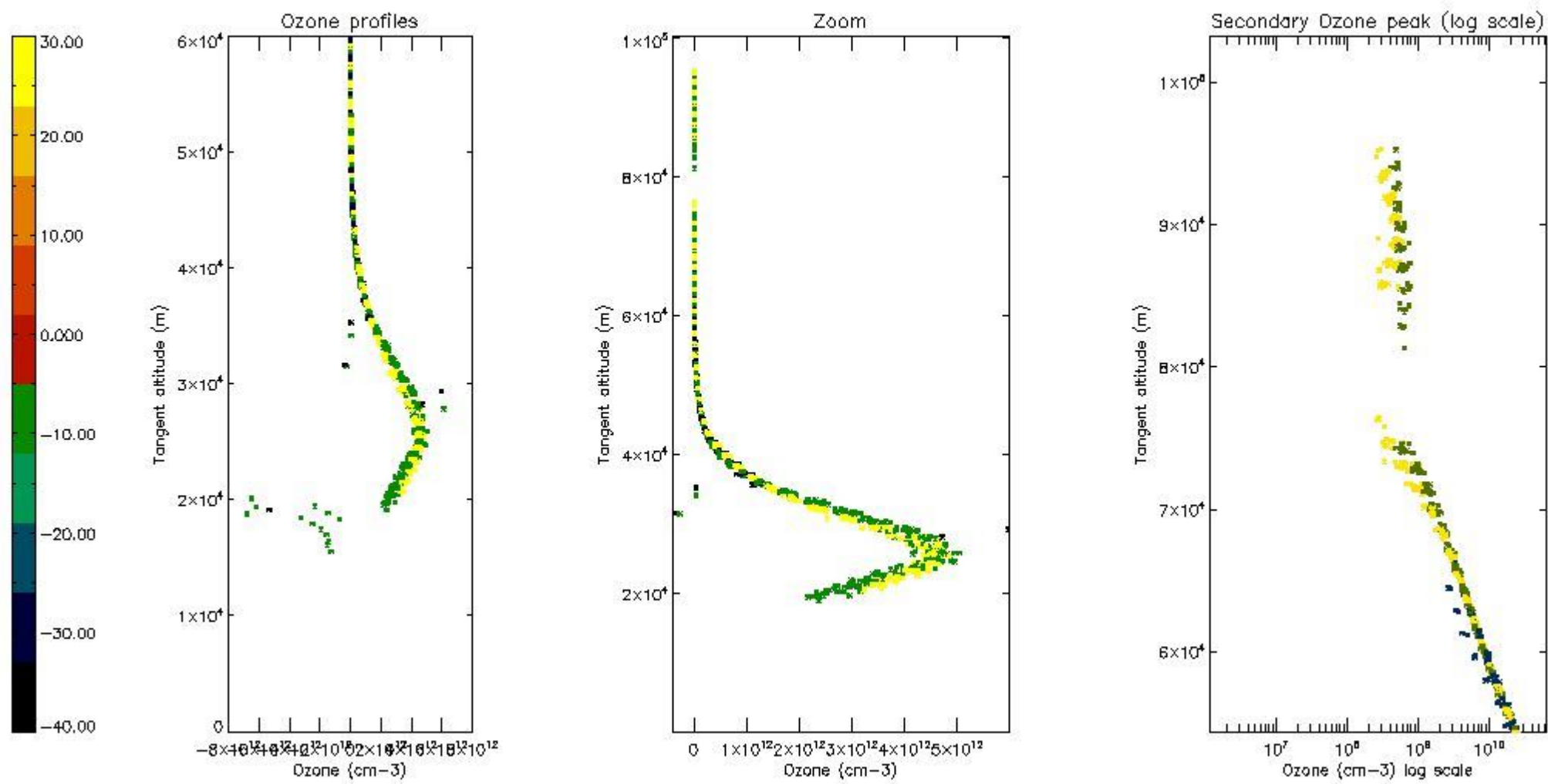
5.4 Plot ozone profiles where $STD < 10\%$ (dark without errors)

The colorbar represents the latitude.



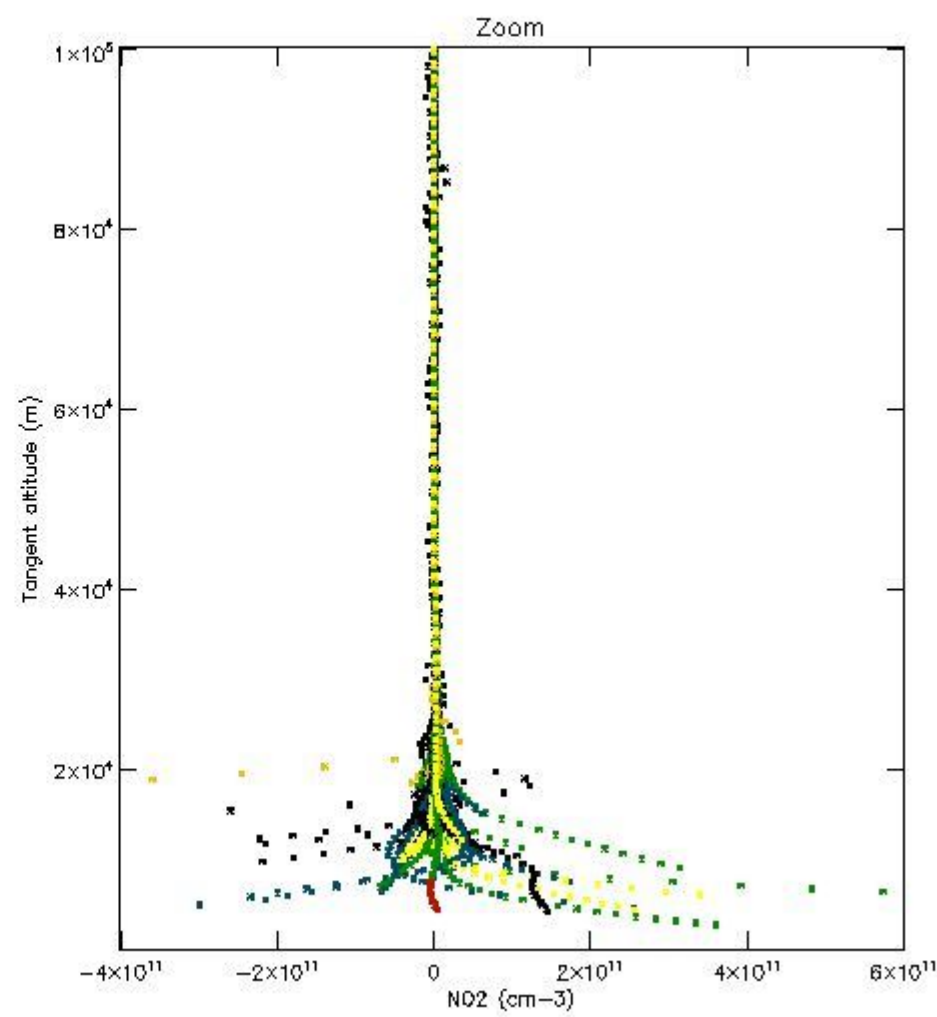
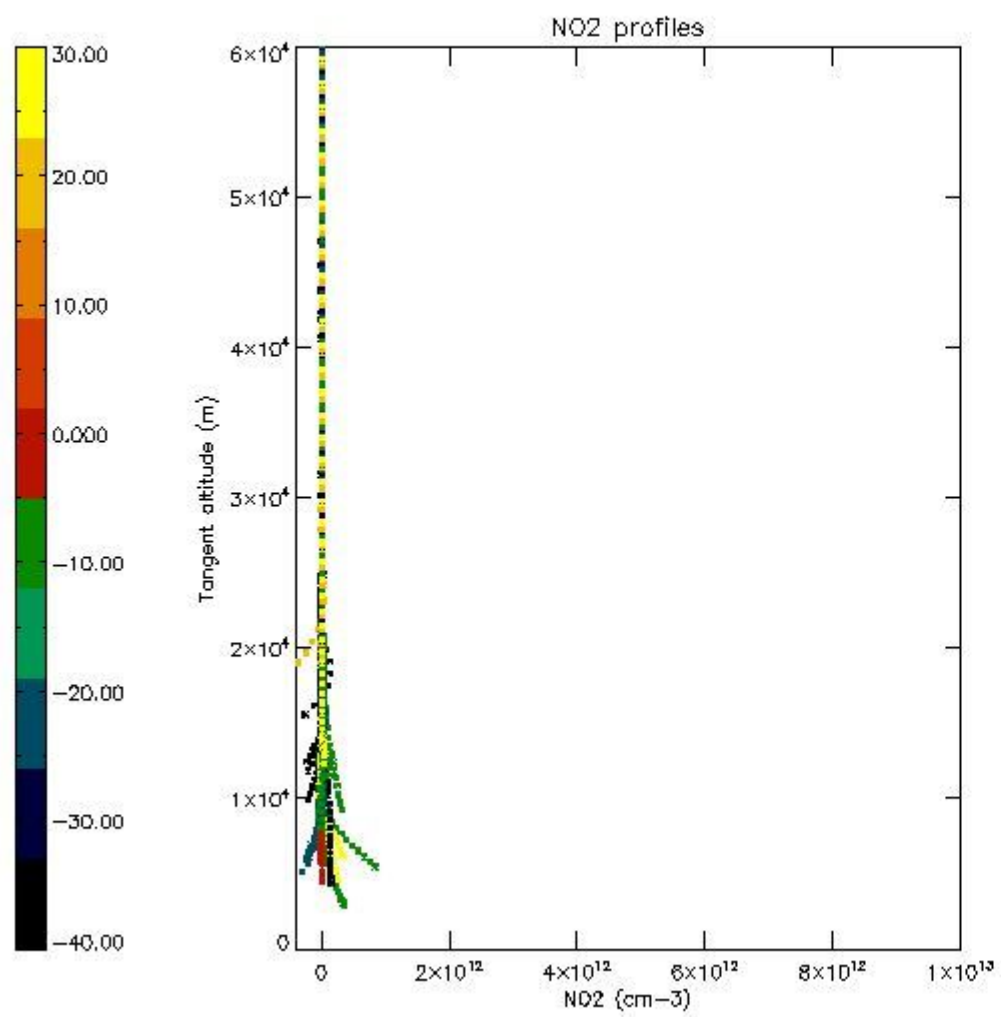
5.5 Plot ozone profiles where STD < 5% (dark without errors)

The colorbar represents the latitude.



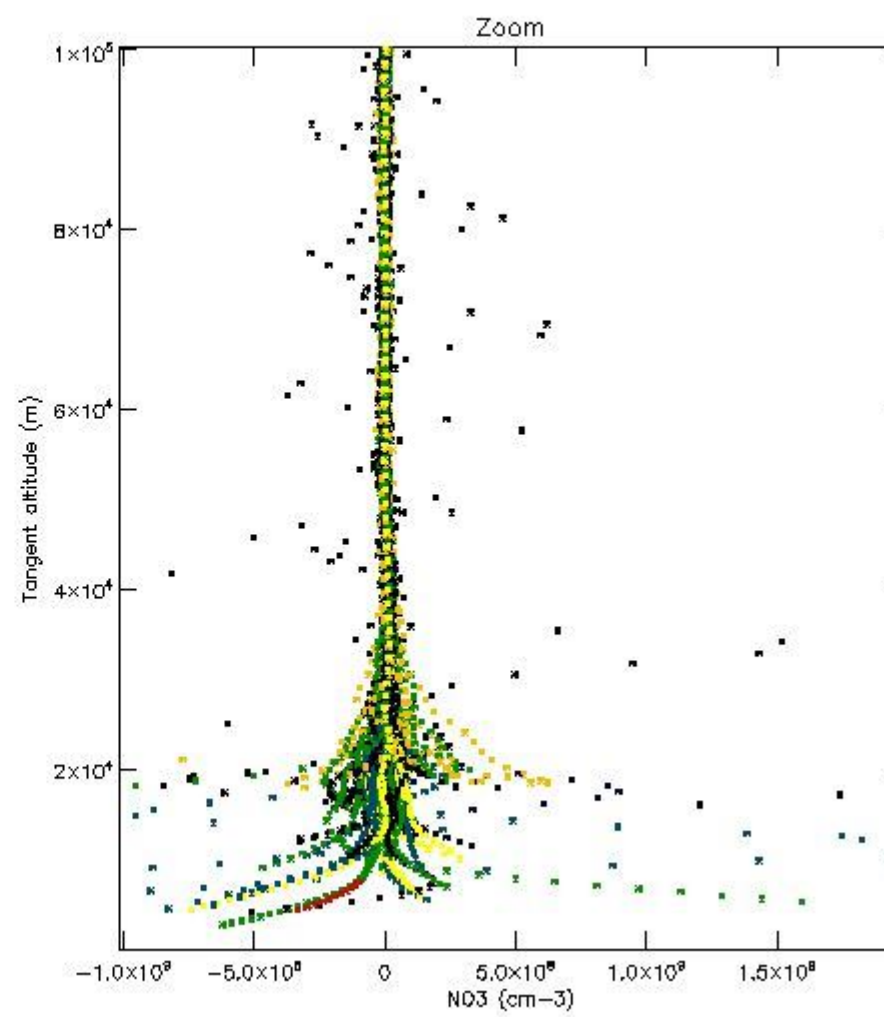
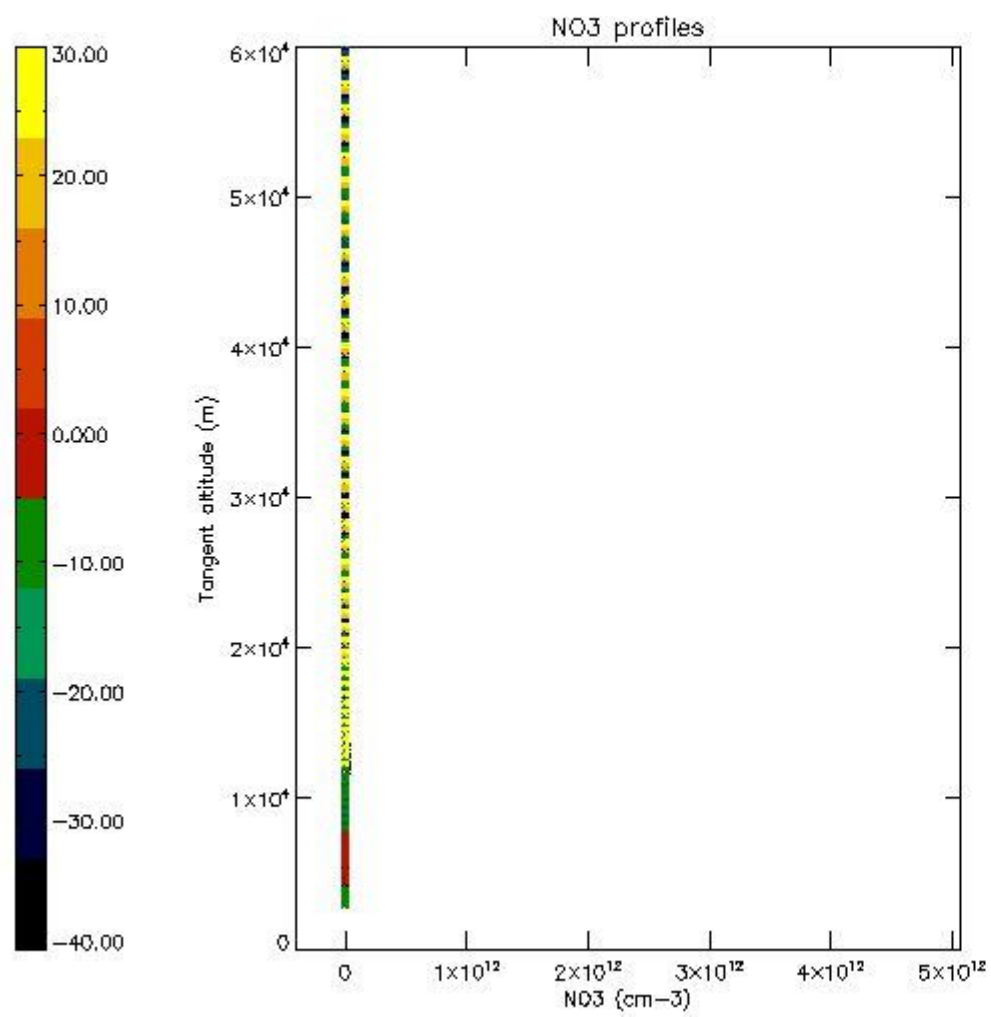
5.6 Plot NO₂ profiles for all STD (dark without errors)

The colorbar represents the latitude.



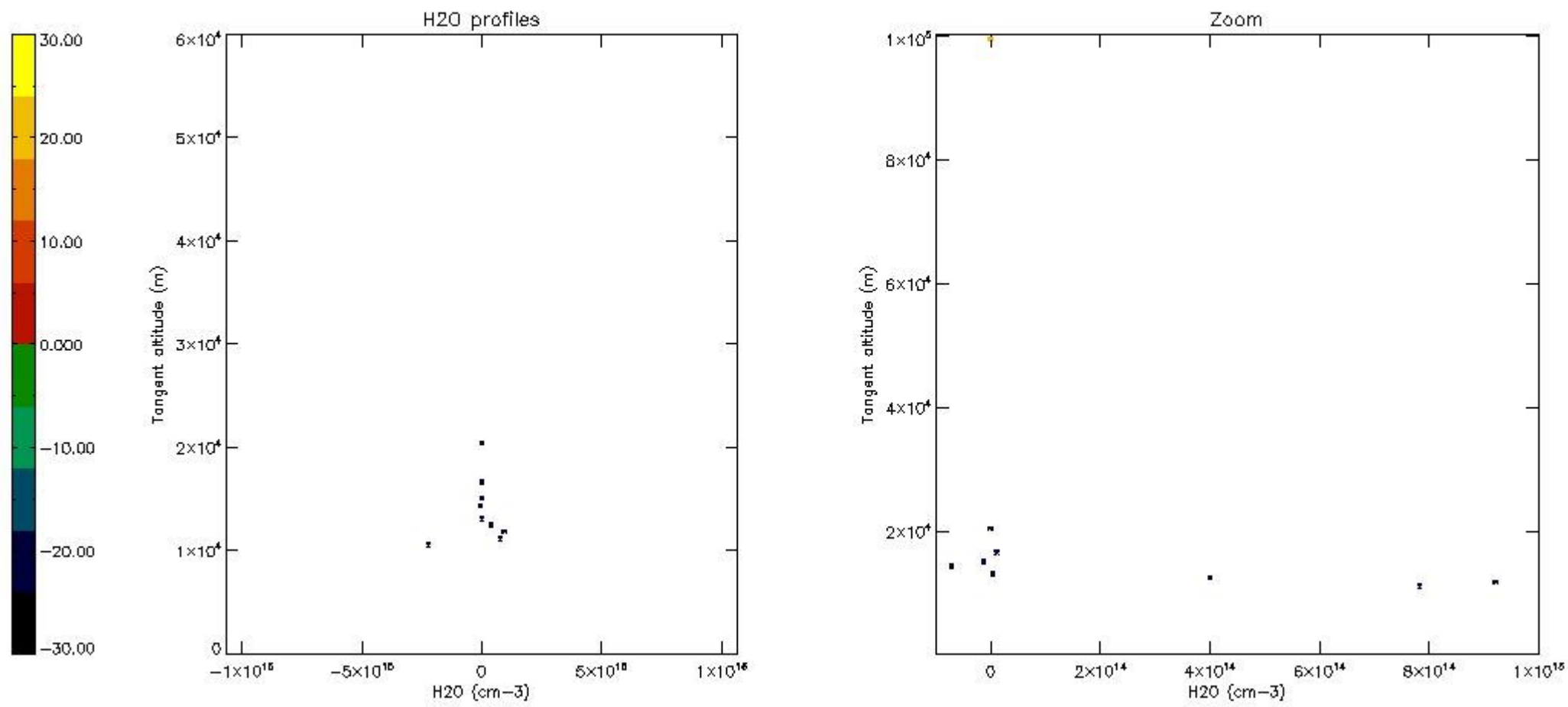
5.7 Plot NO3 profiles for all STD (dark without errors)

The colorbar represents the latitude.



5.8 Plot H2O profiles for all STD (only for occultations of stars 1,2,3,4,13,14,16,26,63 dark without errors)

The colorbar represents the latitude.



6. Auxiliary Data Files used for the production reported in section 2

The number reported in the third column indicates since which file (see list in section 2) the corresponding auxiliary file has been used. The fourth column is the date of those product files.

Type	Auxiliary Filename	Used since product	Used since product date
INST_PHYS_CHARACTERISTICS	GOM_INS_AXVIEC20091111_143220_20030716_120000_20500101_000000	1	05-OCT-2008 00:02:39
LEVEL-2_PROC_CONFIG	GOM_PR2_AXVIEC20091111_152718_20020301_000000_20500101_000000	1	05-OCT-2008 00:02:39
CROSS_SECTIONS_FILE	GOM_CRS_AXVIEC20091111_154832_20020301_000000_20500101_000000	1	05-OCT-2008 00:02:39

GOMOS Level 2 Daily Report

SUMMARY

[1. General Info](#)

[2. Summary of processed GOM_NL_2P products](#)

[3. Level 2 Quality information per product](#)

[3.1 Plot of level 2 quality information per product \(time dependant\)](#)

[3.2 Plot of level 2 quality information per product \(world map\)](#)

[4. Level 1 Quality information per product \(stored on level 2 products\)](#)

[4.1 Plot of level 1 quality information per product \(time dependant\)](#)

[4.1.1 Plot of level 1 quality information per product \(time dependant\): ASCENDING](#)

[4.1.2 Plot of level 1 quality information per product \(time dependant\): DESCENDING](#)

[4.2 Plot of level 1 quality information per product \(world map\)](#)

[4.2.1 Plot of level 1 quality information per product \(world map\): ASCENDING](#)

[4.2.2 Plot of level 1 quality information per product \(world map\): DESCENDING](#)

[5. Ozone profiles based on quality statistics and other trace gas profiles](#)

[5.1 Ozone statistics based on quality of products](#)

[5.2 Plot ozone profiles for all STD \(dark without errors\)](#)

[5.3 Plot ozone profiles where STD < 20% \(dark without errors\)](#)

[5.4. Plot ozone profiles where STD < 10% \(dark without errors\)](#)

[5.5. Plot ozone profiles where STD < 5% \(dark without errors\)](#)

[5.6 Plot NO2 profiles for all STD \(dark without errors\)](#)

[5.7 Plot NO3 profiles for all STD \(dark without errors\)](#)

[5.8 Plot H2O profiles \(only for occultations of stars 1,2,3,4,13,14,16,26,63 dark without errors\) for all STD](#)

[6. Auxiliary Data Files used for the production reported in section 2](#)

This report presents the daily analysis on parameters extracted from GOMOS level 2 data (GOM_NL__2P). It is intended to monitor some important parameters that will impact the quality of these products. A list of level 2 products (and content) that have arrived during the reporting day to the PCF is also given.

Item	Value
Time of report generation	25APR2013 20:37:15
Data source version	GOMOS/6.01
Start time of products	05-10-2008 (05OCT2008 00:00:00)
Stop time of products	06-10-2008 (06OCT2008 00:00:00)
Store outputs in DB	Yes
Nb of level 2 prods	292
Nb of prods with errors	0

2. Summary of processed GOM_NL__2P products.

Nr	Filename	UTC Start time	Limb	Duration	Star Id	Star Name	Star Mag	Star Temp	Nb Meas	Orbit	Prod. error
1	GOM_NL__2PRFIN20081005_000239_000000462072_00374_34496_1655.N1	05-OCT-2008 00:02:39	Bright	45.500	93	53Bet Peg	2.5200	3100.0	91	34496	No
2	GOM_NL__2PRFIN20081005_001135_000000392072_00374_34496_1656.N1	05-OCT-2008 00:11:35	Bright	39.000	68	18Alp Cas	2.2250	4500.0	78	34496	No
3	GOM_NL__2PRFIN20081005_001300_000000402072_00374_34496_1657.N1	05-OCT-2008 00:13:00	Bright	39.500	76	27Gam Cas	2.3000	30000.	79	34496	No
4	GOM_NL__2PRFIN20081005_001959_000000332072_00374_34496_1658.N1	05-OCT-2008 00:19:59	Bright	33.000	49	1Alp UMi	1.9900	6300.0	66	34496	No
5	GOM_NL__2PRFIN20081005_002802_000000362072_00374_34496_1659.N1	05-OCT-2008 00:28:02	Bright	35.500	36	50Alp UMa	1.8000	6300.0	71	34496	No
6	GOM_NL__2PRFIN20081005_002933_000000522072_00374_34496_1660.N1	05-OCT-2008 00:29:33	Bright	52.000	82	48Bet UMa	2.3650	10600.	104	34496	No
7	GOM_NL__2PRFIN20081005_003931_000000442072_00374_34496_1661.N1	05-OCT-2008 00:39:31	Bright	44.000	166	17Eps Leo	2.9800	6000.0	88	34496	No
8	GOM_NL__2PRFIN20081005_004237_000000342072_00374_34496_1662.N1	05-OCT-2008 00:42:37	Bright	34.000	22	32Alp Leo	1.3600	15200.	68	34496	No
9	GOM_NL__2PRFIN20081005_004918_000000442072_00374_34496_1663.N1	05-OCT-2008 00:49:18	Twilight	44.000	48	30Alp Hya	1.9770	4100.0	88	34496	No
10	GOM_NL__2PRFIN20081005_005858_000000422072_00374_34496_1664.N1	05-OCT-2008 00:58:58	Dark	42.000	65	Lam Vel	2.2040	4400.0	84	34496	No
11	GOM_NL__2PRFIN20081005_010214_000000382072_00374_34496_1665.N1	05-OCT-2008 01:02:14	Dark	37.500	46	Del Vel	1.9540	10600.	75	34496	No
12	GOM_NL__2PRFIN20081005_010349_000000452072_00375_34497_1668.N1	05-OCT-2008 01:03:49	Dark	44.500	41	Eps Car	1.8600	4100.0	89	34497	No
13	GOM_NL__2PRFIN20081005_010541_000000422072_00375_34497_1669.N1	05-OCT-2008 01:05:41	Dark	41.500	161	Tau Pup	2.9310	4500.0	83	34497	No
14	GOM_NL__2PRFIN20081005_010705_000000462072_00375_34497_1670.N1	05-OCT-2008 01:07:05	Dark	46.000	2	Alp Car	-0.73600	7000.0	92	34497	No
15	GOM_NL__2PRFIN20081005_011602_000000392072_00375_34497_1671.N1	05-OCT-2008 01:16:02	Dark	39.000	143	Alp Hyi	2.8570	7200.0	78	34497	No
16	GOM_NL__2PRFIN20081005_011729_000000472072_00375_34497_1672.N1	05-OCT-2008 01:17:29	Dark	47.000	9	Alp Eri	0.45300	24000.	94	34497	No
17	GOM_NL__2PRFIN20081005_012245_000000402072_00375_34497_1673.N1	05-OCT-2008 01:22:45	Straylight	39.500	84	Alp Phe	2.3970	4500.0	79	34497	No
18	GOM_NL__2PRFIN20081005_012933_000000472072_00375_34497_1674.N1	05-OCT-2008 01:29:33	Straylight	47.000	52	16Bet Cet	2.0370	4500.0	94	34497	No
19	GOM_NL__2PRFIN20081005_013941_000000392072_00375_34497_1675.N1	05-OCT-2008 01:39:41	Bright	39.000	140	88Gam Peg	2.8340	26000.	78	34497	No
20	GOM_NL__2PRFIN20081005_014315_000000382072_00375_34497_1676.N1	05-OCT-2008 01:43:15	Bright	37.500	93	53Bet Peg	2.5200	3100.0	75	34497	No
21	GOM_NL__2PRFIN20081005_015211_000000372072_00375_34497_1677.N1	05-OCT-2008 01:52:11	Bright	37.000	68	18Alp Cas	2.2250	4500.0	74	34497	No
22	GOM_NL__2PRFIN20081005_015336_000000362072_00375_34497_1678.N1	05-OCT-2008 01:53:36	Bright	35.500	76	27Gam Cas	2.3000	30000.	71	34497	No
23	GOM_NL__2PRFIN20081005_020034_000000352072_00375_34497_1679.N1	05-OCT-2008 02:00:34	Bright	35.000	49	1Alp UMi	1.9900	6300.0	70	34497	No
24	GOM_NL__2PRFIN20081005_020838_000000372072_00375_34497_1680.N1	05-OCT-2008 02:08:38	Bright	37.000	36	50Alp UMa	1.8000	6300.0	74	34497	No
25	GOM_NL__2PRFIN20081005_021010_000000362072_00375_34497_1681.N1	05-OCT-2008 02:10:10	Bright	35.500	82	48Bet UMa	2.3650	10600.	71	34497	No
26	GOM_NL__2PRFIN20081005_022007_000000362072_00375_34497_1682.N1	05-OCT-2008 02:20:07	Bright	36.000	166	17Eps Leo	2.9800	6000.0	72	34497	No
27	GOM_NL__2PRFIN20081005_022313_000000352072_00375_34497_1683.N1	05-OCT-2008 02:23:13	Bright	35.000	22	32Alp Leo	1.3600	15200.	70	34497	No
28	GOM_NL__2PRFIN20081005_022955_000000512072_00375_34497_1684.N1	05-OCT-2008 02:29:55	Twilight	50.500	48	30Alp Hya	1.9770	4100.0	101	34497	No
29	GOM_NL__2PRFIN20081005_023728_000000472072_00375_34497_1685.N1	05-OCT-2008 02:37:28	Dark	46.500	132	15Rho Pup	2.8030	6900.0	93	34497	No
30	GOM_NL__2PRFIN20081005_023935_000000442072_00375_34497_1686.N1	05-OCT-2008 02:39:35	Dark	44.000	65	Lam Vel	2.2040	4400.0	88	34497	No
31	GOM_NL__2PRFIN20081005_024250_000000392072_00375_34497_1687.N1	05-OCT-2008 02:42:50	Dark	38.500	46	Del Vel	1.9540	10600.	77	34497	No
32	GOM_NL__2PRFIN20081005_024425_000000422072_00376_34498_1686.N1	05-OCT-2008 02:44:25	Dark	41.500	41	Eps Car	1.8600	4100.0	83	34498	No
33	GOM_NL__2PRFIN20081005_024617_000000432072_00376_34498_1687.N1	05-OCT-2008 02:46:17	Dark	43.000	161	Tau Pup	2.9310	4500.0	86	34498	No
34	GOM_NL__2PRFIN20081005_024741_000000572072_00376_34498_1688.N1	05-OCT-2008 02:47:41	Dark	56.500	2	Alp Car	-0.73600	7000.0	113	34498	No
35	GOM_NL__2PRFIN20081005_025638_000000392072_00376_34498_1689.N1	05-OCT-2008 02:56:38	Dark	38.500	143	Alp Hyi	2.8570	7200.0	77	34498	No
36	GOM_NL__2PRFIN20081005_025806_000000452072_00376_34498_1690.N1	05-OCT-2008 02:58:06	Dark	44.500	9	Alp Eri	0.45300	24000.	89	34498	No
37	GOM_NL__2PRFIN20081005_030001_000000252072_00376_34498_1691.N1	05-OCT-2008 03:00:01	Straylight	25.000	157	The1Eri	2.9060	9300.0	50	34498	No
38	GOM_NL__2PRFIN20081005_030321_000000442072_00376_34498_1692.N1	05-OCT-2008 03:03:21	Straylight	44.000	84	Alp Phe	2.3970	4500.0	88	34498	No
39	GOM_NL__2PRFIN20081005_031009_000000472072_00376_34498_1693.N1	05-OCT-2008 03:10:09	Straylight	47.000	52	16Bet Cet	2.0370	4500.0	94	34498	No
40	GOM_NL__2PRFIN20081005_032017_000000392072_00376_34498_1694.N1	05-OCT-2008 03:20:17	Bright	39.000	140	88Gam Peg	2.8340	26000.	78	34498	No
41	GOM_NL__2PRFIN20081005_032351_000000382072_00376_34498_1695.N1	05-OCT-2008 03:23:51	Bright	37.500	93	53Bet Peg	2.5200	3100.0	75	34498	No
42	GOM_NL__2PRFIN20081005_033246_000000392072_00376_34498_1696.N1	05-OCT-2008 03:32:46	Bright	39.000	68	18Alp Cas	2.2250	4500.0	78	34498	No

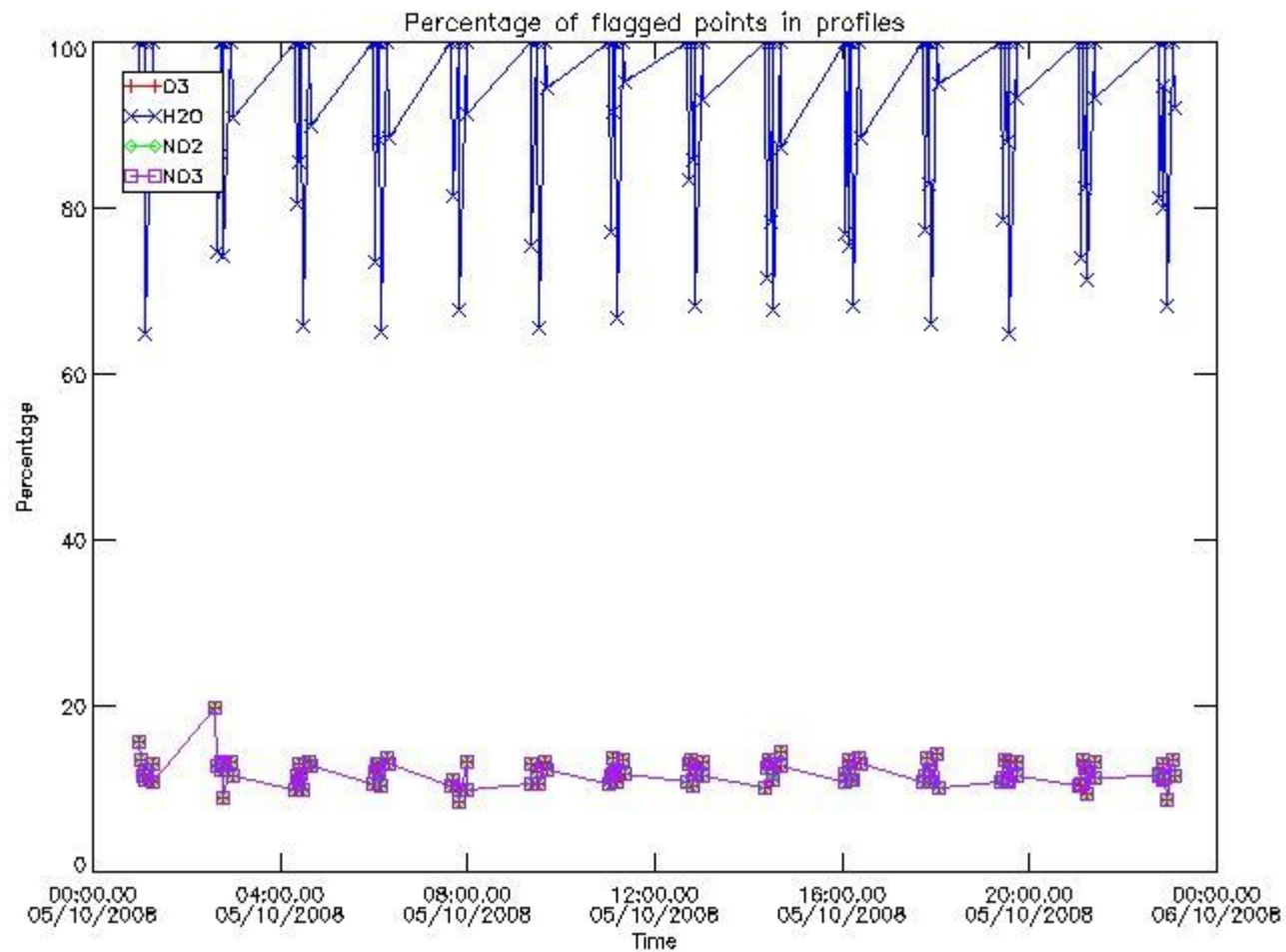
220	GOM_NL__2PRFIN20081005_180531_000000372072_00385_34507_1821.N1	05-OCT-2008 18:05:31	Straylight	37.000	157	The1Eri	2.9060	9300.0	74	34507	No
221	GOM_NL__2PRFIN20081005_180847_000000422072_00385_34507_1822.N1	05-OCT-2008 18:08:47	Straylight	41.500	84	Alp Phe	2.3970	4500.0	83	34507	No
222	GOM_NL__2PRFIN20081005_181533_000000472072_00385_34507_1823.N1	05-OCT-2008 18:15:33	Straylight	47.000	52	16Bet Cet	2.0370	4500.0	94	34507	No
223	GOM_NL__2PRFIN20081005_182540_000000392072_00385_34507_1824.N1	05-OCT-2008 18:25:40	Bright	38.500	140	88Gam Peg	2.8340	26000.	77	34507	No
224	GOM_NL__2PRFIN20081005_182915_000000352072_00385_34507_1825.N1	05-OCT-2008 18:29:15	Bright	35.000	93	53Bet Peg	2.5200	3100.0	70	34507	No
225	GOM_NL__2PRFIN20081005_183807_000000572072_00385_34507_1826.N1	05-OCT-2008 18:38:07	Bright	56.500	68	18Alp Cas	2.2250	4500.0	113	34507	No
226	GOM_NL__2PRFIN20081005_183932_000000372072_00385_34507_1827.N1	05-OCT-2008 18:39:32	Bright	37.000	76	27Gam Cas	2.3000	30000.	74	34507	No
227	GOM_NL__2PRFIN20081005_184634_000000352072_00385_34507_1828.N1	05-OCT-2008 18:46:34	Bright	35.000	49	1Alp UMi	1.9900	6300.0	70	34507	No
228	GOM_NL__2PRFIN20081005_185439_000000382072_00385_34507_1829.N1	05-OCT-2008 18:54:39	Bright	38.000	36	50Alp UMa	1.8000	6300.0	76	34507	No
229	GOM_NL__2PRFIN20081005_185610_000000362072_00385_34507_1830.N1	05-OCT-2008 18:56:10	Bright	35.500	82	48Bet UMa	2.3650	10600.	71	34507	No
230	GOM_NL__2PRFIN20081005_190609_000000362072_00385_34507_1831.N1	05-OCT-2008 19:06:09	Bright	36.000	166	17Eps Leo	2.9800	6000.0	72	34507	No
231	GOM_NL__2PRFIN20081005_190915_000000362072_00385_34507_1832.N1	05-OCT-2008 19:09:15	Bright	35.500	22	32Alp Leo	1.3600	15200.	71	34507	No
232	GOM_NL__2PRFIN20081005_191559_000000472072_00385_34507_1833.N1	05-OCT-2008 19:15:59	Twilight	47.000	48	30Alp Hya	1.9770	4100.0	94	34507	No
233	GOM_NL__2PRFIN20081005_192337_000000472072_00385_34507_1834.N1	05-OCT-2008 19:23:37	Dark	46.500	132	15Rho Pup	2.8030	6900.0	93	34507	No
234	GOM_NL__2PRFIN20081005_192538_000000452072_00385_34507_1835.N1	05-OCT-2008 19:25:38	Dark	45.000	65	Lam Vel	2.2040	4400.0	90	34507	No
235	GOM_NL__2PRFIN20081005_192854_000000382072_00385_34507_1836.N1	05-OCT-2008 19:28:54	Dark	37.500	46	Del Vel	1.9540	10600.	75	34507	No
236	GOM_NL__2PRFIN20081005_193029_000000462072_00386_34508_1832.N1	05-OCT-2008 19:30:29	Dark	46.000	41	Eps Car	1.8600	4100.0	92	34508	No
237	GOM_NL__2PRFIN20081005_193225_000000422072_00386_34508_1833.N1	05-OCT-2008 19:32:25	Dark	42.000	161	Tau Pup	2.9310	4500.0	84	34508	No
238	GOM_NL__2PRFIN20081005_193349_000000482072_00386_34508_1834.N1	05-OCT-2008 19:33:49	Dark	47.500	2	Alp Car	-0.73600	7000.0	95	34508	No
239	GOM_NL__2PRFIN20081005_194241_000000392072_00386_34508_1835.N1	05-OCT-2008 19:42:41	Dark	38.500	143	Alp Hya	2.8570	7200.0	77	34508	No
240	GOM_NL__2PRFIN20081005_194409_000000452072_00386_34508_1836.N1	05-OCT-2008 19:44:09	Dark	44.500	9	Alp Eri	0.45300	24000.	89	34508	No
241	GOM_NL__2PRFIN20081005_194607_000000402072_00386_34508_1837.N1	05-OCT-2008 19:46:07	Straylight	40.000	157	The1Eri	2.9060	9300.0	80	34508	No
242	GOM_NL__2PRFIN20081005_194923_000000402072_00386_34508_1838.N1	05-OCT-2008 19:49:23	Straylight	39.500	84	Alp Phe	2.3970	4500.0	79	34508	No
243	GOM_NL__2PRFIN20081005_195610_000000462072_00386_34508_1839.N1	05-OCT-2008 19:56:10	Straylight	46.000	52	16Bet Cet	2.0370	4500.0	92	34508	No
244	GOM_NL__2PRFIN20081005_200615_000000382072_00386_34508_1840.N1	05-OCT-2008 20:06:15	Bright	37.500	140	88Gam Peg	2.8340	26000.	75	34508	No
245	GOM_NL__2PRFIN20081005_200951_000000382072_00386_34508_1841.N1	05-OCT-2008 20:09:51	Bright	37.500	93	53Bet Peg	2.5200	3100.0	75	34508	No
246	GOM_NL__2PRFIN20081005_201843_000000402072_00386_34508_1842.N1	05-OCT-2008 20:18:43	Bright	39.500	68	18Alp Cas	2.2250	4500.0	79	34508	No
247	GOM_NL__2PRFIN20081005_202008_000000392072_00386_34508_1843.N1	05-OCT-2008 20:20:08	Bright	39.000	76	27Gam Cas	2.3000	30000.	78	34508	No
248	GOM_NL__2PRFIN20081005_202710_000000372072_00386_34508_1844.N1	05-OCT-2008 20:27:10	Bright	36.500	49	1Alp UMi	1.9900	6300.0	73	34508	No
249	GOM_NL__2PRFIN20081005_203515_000000372072_00386_34508_1845.N1	05-OCT-2008 20:35:15	Bright	37.000	36	50Alp UMa	1.8000	6300.0	74	34508	No
250	GOM_NL__2PRFIN20081005_203646_000000352072_00386_34508_1846.N1	05-OCT-2008 20:36:46	Bright	34.500	82	48Bet UMa	2.3650	10600.	69	34508	No
251	GOM_NL__2PRFIN20081005_204645_000000382072_00386_34508_1847.N1	05-OCT-2008 20:46:45	Bright	38.000	166	17Eps Leo	2.9800	6000.0	76	34508	No
252	GOM_NL__2PRFIN20081005_204951_000000362072_00386_34508_1848.N1	05-OCT-2008 20:49:51	Bright	35.500	22	32Alp Leo	1.3600	15200.	71	34508	No
253	GOM_NL__2PRFIN20081005_205635_000000492072_00386_34508_1849.N1	05-OCT-2008 20:56:35	Twilight	49.000	48	30Alp Hya	1.9770	4100.0	98	34508	No
254	GOM_NL__2PRFIN20081005_210414_000000492072_00386_34508_1850.N1	05-OCT-2008 21:04:14	Dark	49.000	132	15Rho Pup	2.8030	6900.0	98	34508	No
255	GOM_NL__2PRFIN20081005_210615_000000532072_00386_34508_1851.N1	05-OCT-2008 21:06:15	Dark	52.500	65	Lam Vel	2.2040	4400.0	105	34508	No
256	GOM_NL__2PRFIN20081005_210930_000000382072_00386_34508_1852.N1	05-OCT-2008 21:09:30	Dark	37.500	46	Del Vel	1.9540	10600.	75	34508	No
257	GOM_NL__2PRFIN20081005_211105_000000412072_00387_34509_1846.N1	05-OCT-2008 21:11:05	Dark	40.500	41	Eps Car	1.8600	4100.0	81	34509	No
258	GOM_NL__2PRFIN20081005_211301_000000432072_00387_34509_1847.N1	05-OCT-2008 21:13:01	Dark	42.500	161	Tau Pup	2.9310	4500.0	85	34509	No
259	GOM_NL__2PRFIN20081005_211425_000000552072_00387_34509_1848.N1	05-OCT-2008 21:14:25	Dark	54.500	2	Alp Car	-0.73600	7000.0	109	34509	No
260	GOM_NL__2PRFIN20081005_212317_000000392072_00387_34509_1849.N1	05-OCT-2008 21:23:17	Dark	38.500	143	Alp Hya	2.8570	7200.0	77	34509	No
261	GOM_NL__2PRFIN20081005_212445_000000452072_00387_34509_1850.N1	05-OCT-2008 21:24:45	Dark	45.000	9	Alp Eri	0.45300	24000.	90	34509	No
262	GOM_NL__2PRFIN20081005_212644_000000402072_00387_34509_1851.N1	05-OCT-2008 21:26:44	Straylight	40.000	157	The1Eri	2.9060	9300.0	80	34509	No
263	GOM_NL__2PRFIN20081005_212959_000000412072_00387_34509_1852.N1	05-OCT-2008 21:29:59	Straylight	40.500	84	Alp Phe	2.3970	4500.0	81	34509	No
264	GOM_NL__2PRFIN20081005_213646_000000452072_00387_34509_1853.N1	05-OCT-2008 21:36:46	Straylight	45.000	52	16Bet Cet	2.0370	4500.0	90	34509	No
265	GOM_NL__2PRFIN20081005_214651_000000372072_00387_34509_1854.N1	05-OCT-2008 21:46:51	Bright	37.000	140	88Gam Peg	2.8340	26000.	74	34509	No
266	GOM_NL__2PRFIN20081005_215027_000000382072_00387_34509_1855.N1	05-OCT-2008 21:50:27	Bright	37.500	93	53Bet Peg	2.5200	3100.0	75	34509	No
267	GOM_NL__2PRFIN20081005_215918_000000422072_00387_34509_1856.N1	05-OCT-2008 21:59:18	Bright	41.500	68	18Alp Cas	2.2250	4500.0	83	34509	No
268	GOM_NL__2PRFIN20081005_220043_000000402072_00387_34509_1857.N1	05-OCT-2008 22:00:43	Bright	39.500	76	27Gam Cas	2.3000	30000.	79	34509	No
269	GOM_NL__2PRFIN20081005_220746_000000372072_00387_34509_1858.N1	05-OCT-2008 22:07:46	Bright	36.500	49	1Alp UMi	1.9900	6300.0	73	34509	No
270	GOM_NL__2PRFIN20081005_221551_000000372072_00387_34509_1859.N1	05-OCT-2008 22:15:51	Bright	36.500	36	50Alp UMa	1.8000	6300.0	73	34509	No
271	GOM_NL__2PRFIN20081005_221722_000000362072_00387_34509_1860.N1	05-OCT-2008 22:17:22	Bright	35.500	82	48Bet UMa	2.3650	10600.	71	34509	No
272	GOM_NL__2PRFIN20081005_222721_000000372072_00387_34509_1861.N1	05-OCT-2008 22:27:21	Bright	37.000	166	17Eps Leo	2.9800	6000.0	74	34509	No
273	GOM_NL__2PRFIN20081005_223027_000000342072_00387_34509_1862.N1	05-OCT-2008 22:30:27	Bright	34.000	22	32Alp Leo	1.3600	15200.	68	34509	No
274	GOM_NL__2PRFIN20081005_223712_000000532072_00387_34509_1863.N1	05-OCT-2008 22:37:12	Twilight	52.500	48	30Alp Hya	1.9770	4100.0	105	34509	No
275	GOM_NL__2PRFIN20081005_224451_000000452072_00387_34509_1864.N1	05-OCT-2008 22:44:51	Dark	44.500	132	15Rho Pup	2.8030	6900.0	89	34509	No
276	GOM_NL__2PRFIN20081005_224651_000000432072_00387_34509_1865.N1	05-OCT-2008 22:46:51	Dark	43.000	65	Lam Vel	2.2040	4400.0	86	34509	No
277	GOM_NL__2PRFIN20081005_225006_000000392072_00387_34509_1866.N1	05-OCT-2008 22:50:06	Dark	39.000	46	Del Vel	1.9540	10600.	78	34509	No
278	GOM_NL__2PRFIN20081005_225142_000000512072_00388_34510_1862.N1	05-OCT-2008 22:51:42	Dark	50.500	41	Eps Car	1.8600	4100.0	101	34510	No

279	GOM_NL__2PRFIN20081005_225338_000000502072_00388_34510_1863.N1	05-OCT-2008 22:53:38	Dark	49.500	161	Tau Pup	2.9310	4500.0	99	34510	No
280	GOM_NL__2PRFIN20081005_225502_000000592072_00388_34510_1864.N1	05-OCT-2008 22:55:02	Dark	58.500	2	Alp Car	-0.73600	7000.0	117	34510	No
281	GOM_NL__2PRFIN20081005_230353_000000382072_00388_34510_1865.N1	05-OCT-2008 23:03:53	Dark	38.000	143	Alp Hyi	2.8570	7200.0	76	34510	No
282	GOM_NL__2PRFIN20081005_230521_000000442072_00388_34510_1866.N1	05-OCT-2008 23:05:21	Dark	44.000	9	Alp Eri	0.45300	24000.	88	34510	No
283	GOM_NL__2PRFIN20081005_230720_000000432072_00388_34510_1867.N1	05-OCT-2008 23:07:20	Straylight	43.000	157	The1Eri	2.9060	9300.0	86	34510	No
284	GOM_NL__2PRFIN20081005_231035_000000462072_00388_34510_1868.N1	05-OCT-2008 23:10:35	Straylight	45.500	84	Alp Phe	2.3970	4500.0	91	34510	No
285	GOM_NL__2PRFIN20081005_231722_000000462072_00388_34510_1869.N1	05-OCT-2008 23:17:22	Straylight	46.000	52	16Bet Cet	2.0370	4500.0	92	34510	No
286	GOM_NL__2PRFIN20081005_232727_000000392072_00388_34510_1870.N1	05-OCT-2008 23:27:27	Bright	38.500	140	88Gam Peg	2.8340	26000.	77	34510	No
287	GOM_NL__2PRFIN20081005_233103_000000382072_00388_34510_1871.N1	05-OCT-2008 23:31:03	Bright	37.500	93	53Bet Peg	2.5200	3100.0	75	34510	No
288	GOM_NL__2PRFIN20081005_233954_000000392072_00388_34510_1872.N1	05-OCT-2008 23:39:54	Bright	39.000	68	18Alp Cas	2.2250	4500.0	78	34510	No
289	GOM_NL__2PRFIN20081005_234119_000000402072_00388_34510_1873.N1	05-OCT-2008 23:41:19	Bright	39.500	76	27Gam Cas	2.3000	30000.	79	34510	No
290	GOM_NL__2PRFIN20081005_234821_000000372072_00388_34510_1874.N1	05-OCT-2008 23:48:21	Bright	36.500	49	1Alp UMi	1.9900	6300.0	73	34510	No
291	GOM_NL__2PRFIN20081005_235627_000000382072_00388_34510_1875.N1	05-OCT-2008 23:56:27	Bright	37.500	36	50Alp UMa	1.8000	6300.0	75	34510	No
292	GOM_NL__2PRFIN20081005_235758_000000342072_00388_34510_1876.N1	05-OCT-2008 23:57:58	Bright	34.000	82	48Bet UMa	2.3650	10600.	68	34510	No

3. Quality information per product

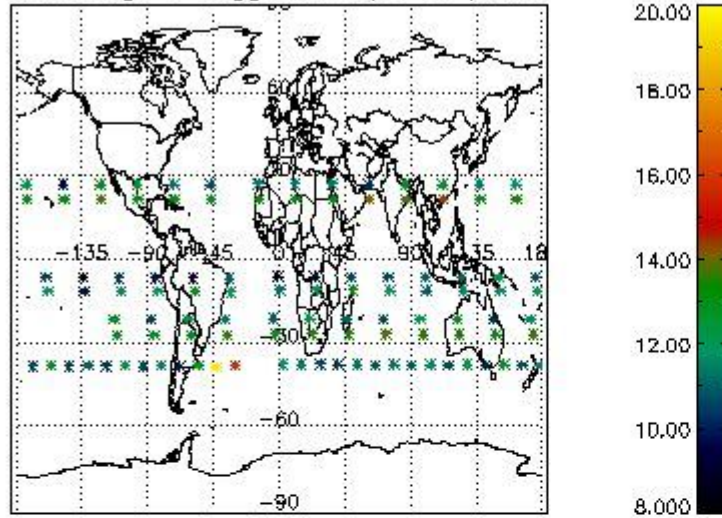
In this section it is plotted some information contained in the Quality Summary data set of the level 2 products. Only products in dark limb conditions and without errors (error flag in the MPH set to "0") are used.

3.1 Plot quality information per product (time dependant)

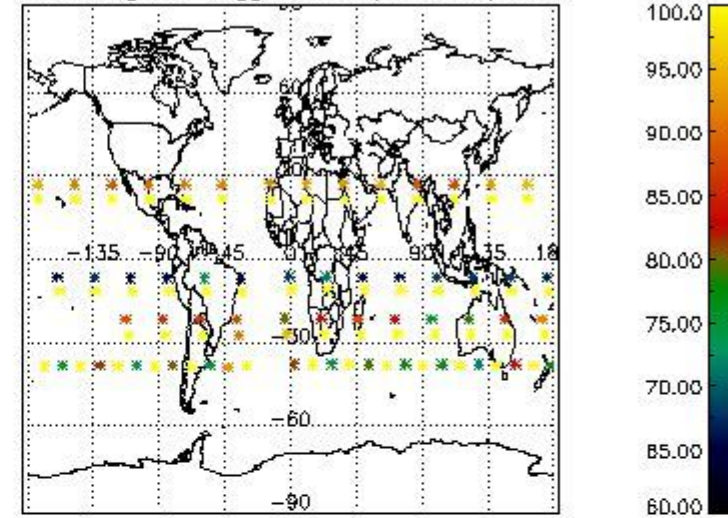


3.2 Plot quality information per product (world map)

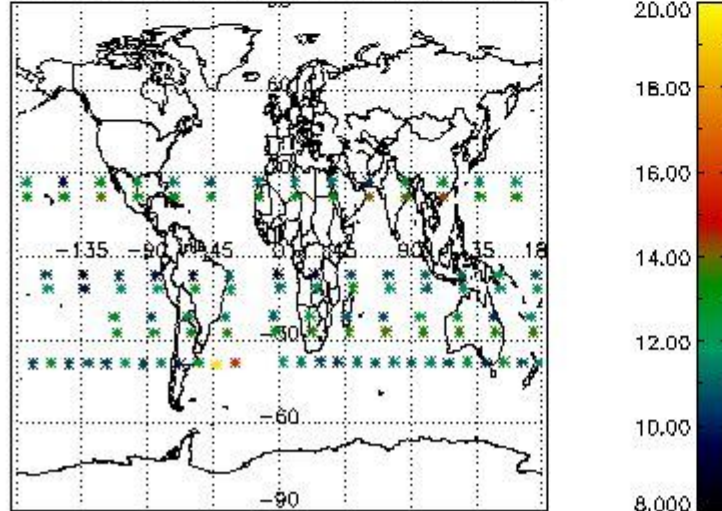
Percentage of flagged data per O3 profile



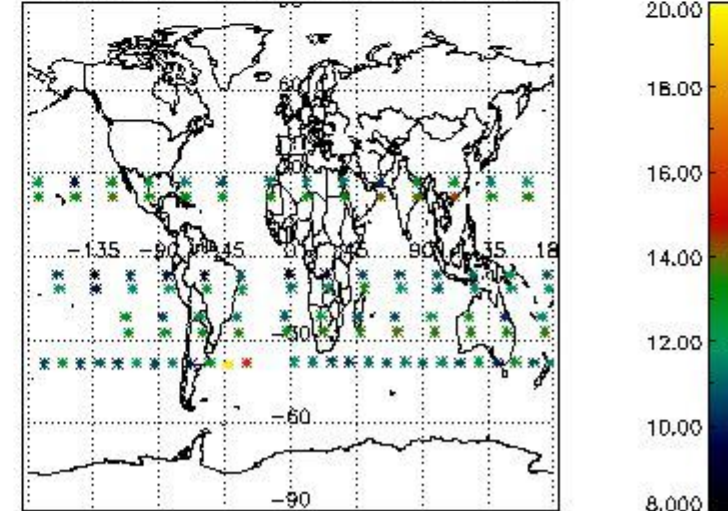
Percentage of flagged data per H2O profile



Percentage of flagged data per NO2 profile



Percentage of flagged data per NO3 profile

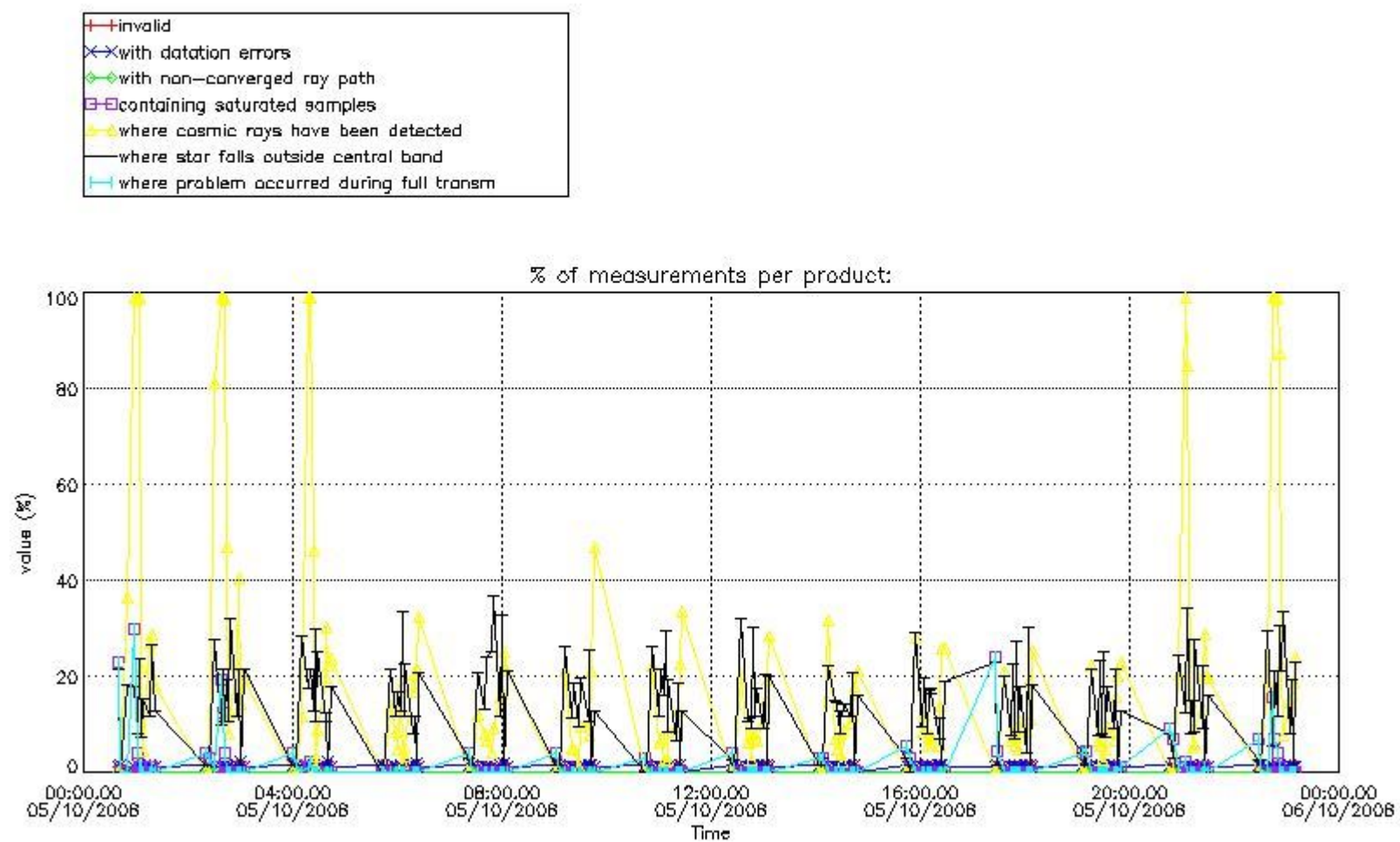


4. Level 1 quality information per product

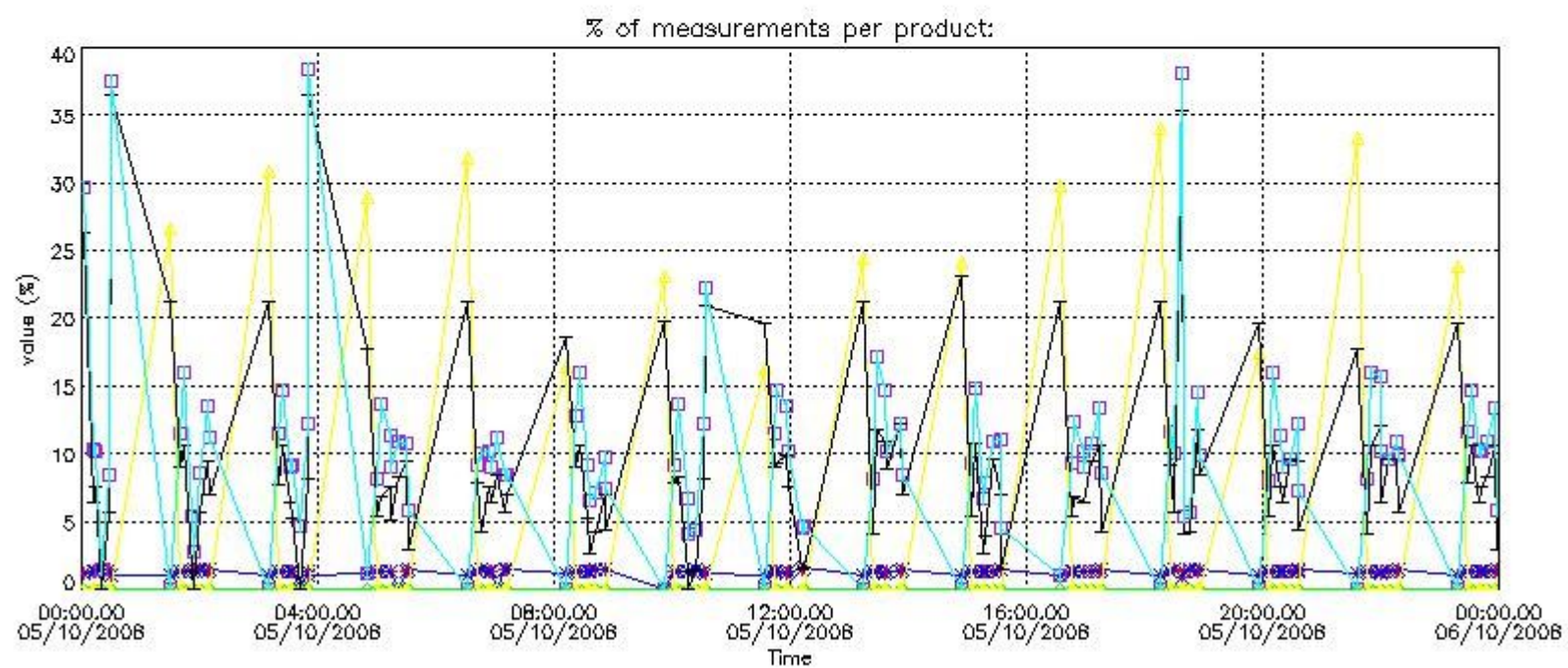
In this section it is plotted some information contained in the Quality Summary data set of the level 2 products that comes from the level 1b processing. Products without errors (error flag in the MPH set to "0") are used.

4.1 Plot quality information per product (time dependant) coming from level 1b processing

4.1.1 Plot level 1 quality information per product (time dependant): ENVISAT ASCENDING passes

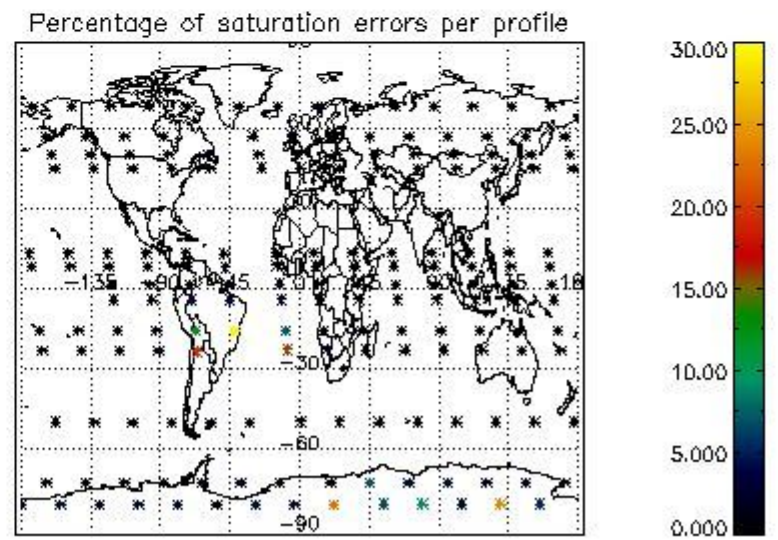
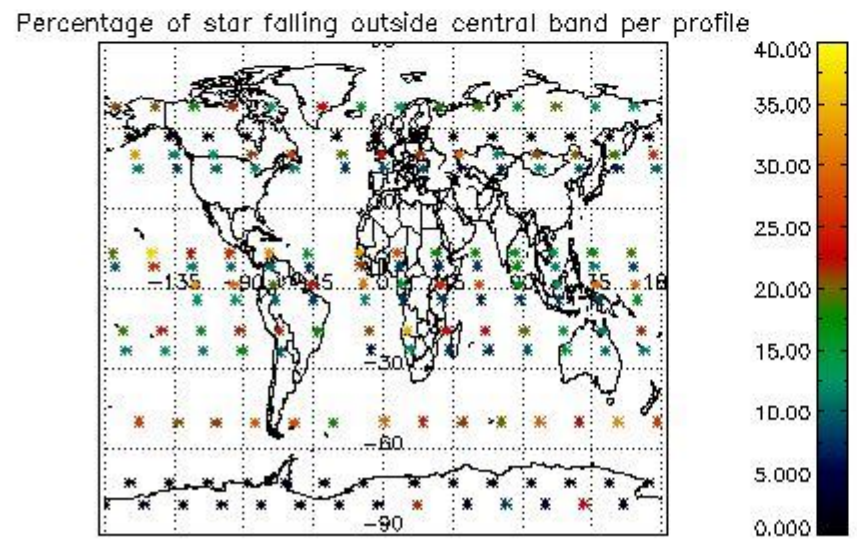
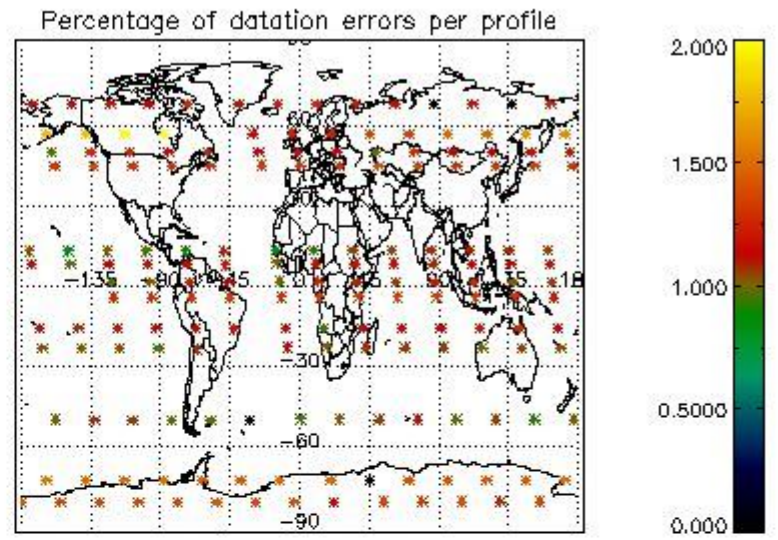
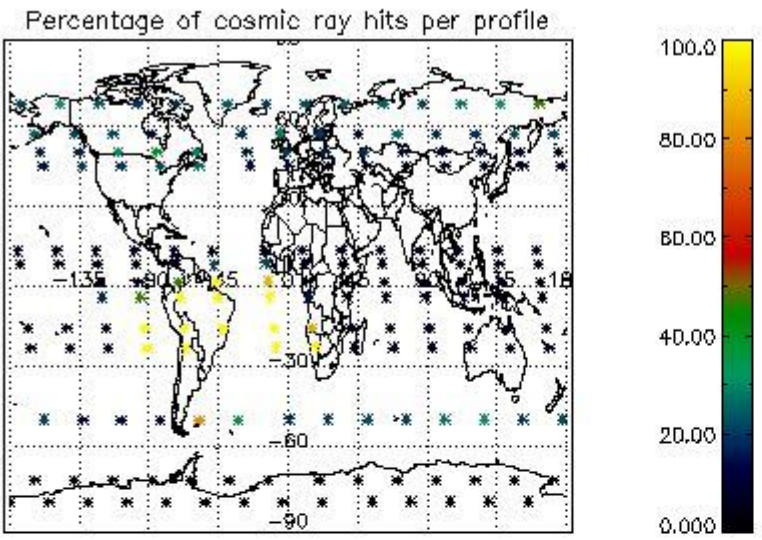


4.1.2 Plot level 1 quality information per product (time dependant): ENVI SAT DESCENDING passes

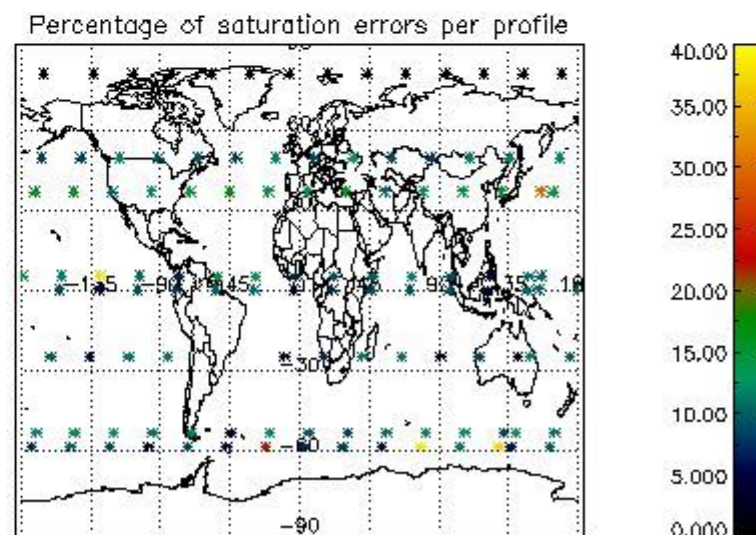
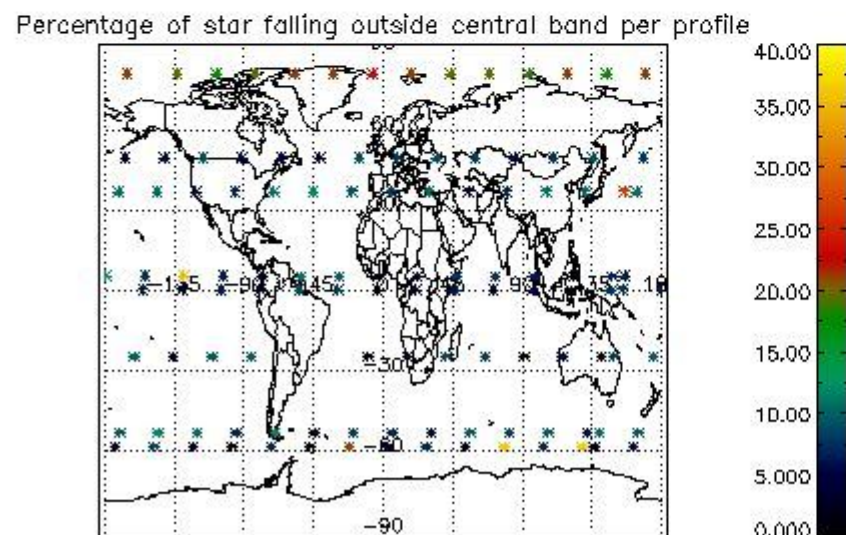
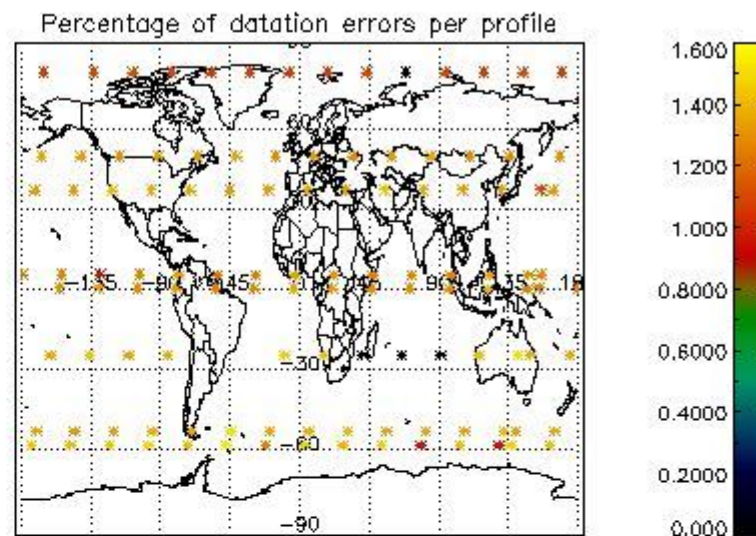
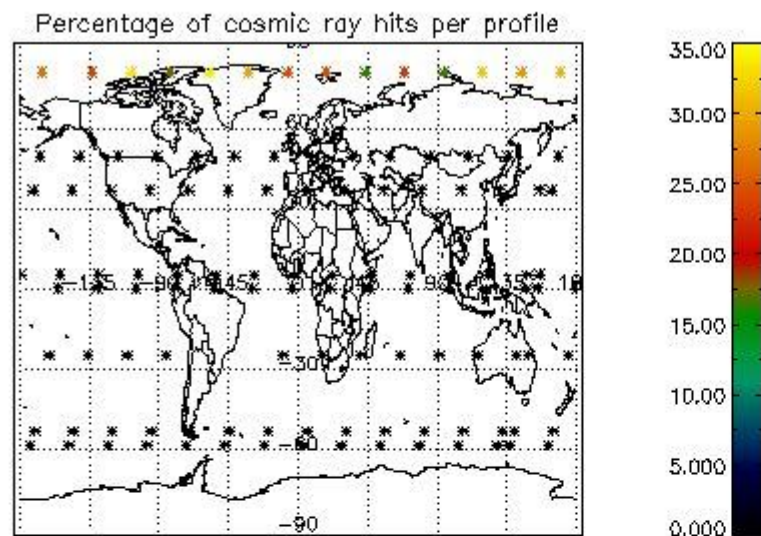


4.2 Plot quality information per product coming from level 1b processing (world map)

4.2.1 Plot level 1 quality information per product (world map): ENVISAT ASCENDING passes



4.2.2 Plot level 1 quality information per product (world map): ENVISAT DESCENDING passes



5. Trace gas profiles

5.1 Ozone statistics based on quality of products

The final quality of the products can be "measured" using the STD (Standard Deviation) attached to every point profile. This information is written to the parameter GOM_NL__2P/NL_LOCAL_SPECIES_DENSITY/o3_std of the level 2 products. The table below shows the statistics for given STD ranges.

The statistics are given with respect to the overall valid production:

- Products without fatal errors: GOM_NL__2P/MPH/PRODUCT_ERR=0
- Valid point profile: GOM_NL__2P/NL_LOCAL_SPECIES_DENSITY/pcd(0)=0

The 'Criteria' is applied to valid points of dark limb products:

- Products in dark limb illumination condition: GOM_NL__2P/NL_SUMMARY_QUALITY/obs_ill_cond=0
- Products without fatal errors: GOM_NL__2P/MPH/PRODUCT_ERR=0
- Valid point profile: GOM_NL__2P/NL_LOCAL_SPECIES_DENSITY/pcd(0)=0

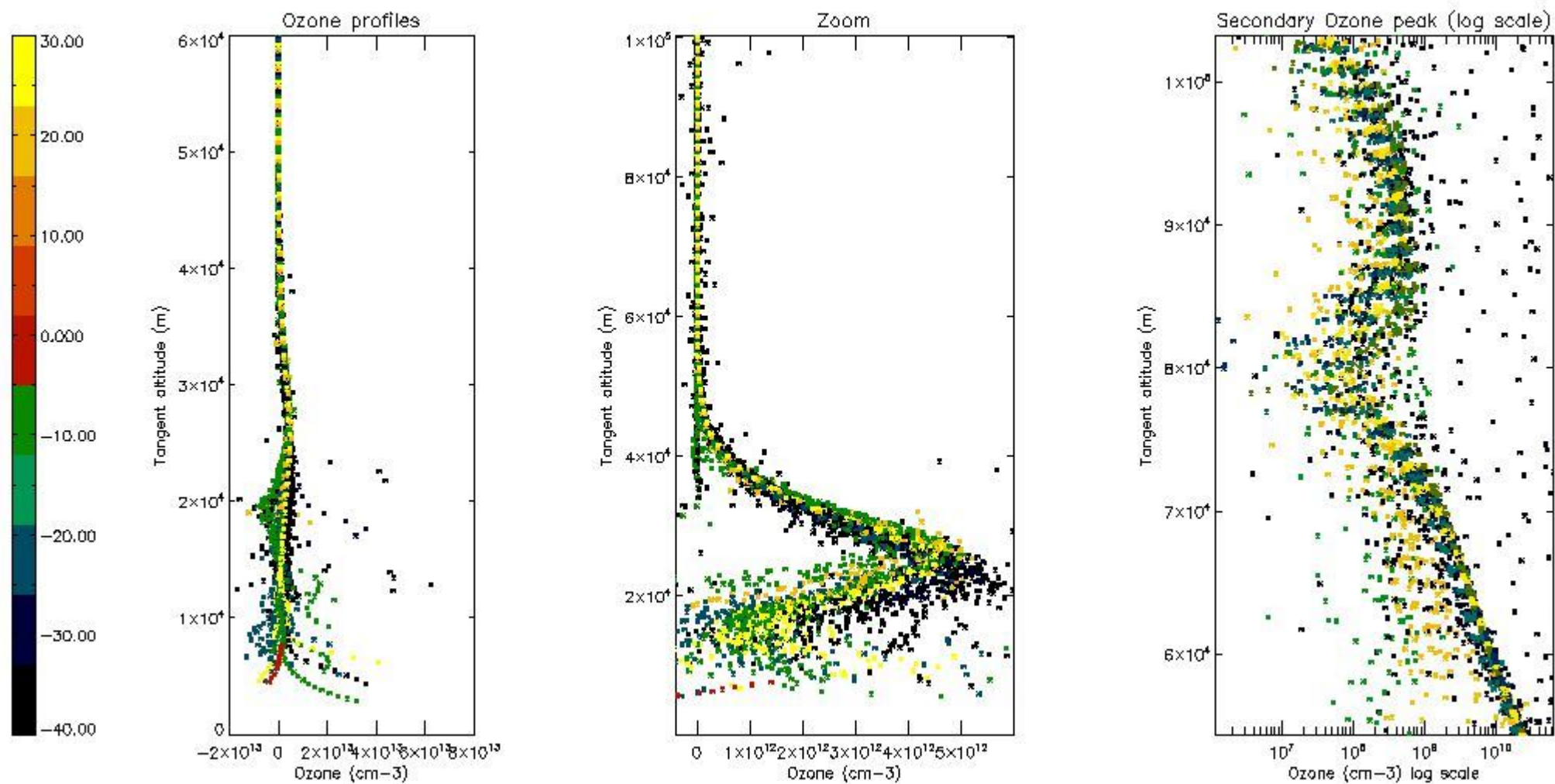
So, the table below shows the percentage of dark limb and valid observations for each criteria with respect to the overall valid daily observations.

Criteria	% of total production
All STD	41
STD < 20	19

STD < 10	13
STD < 5	7

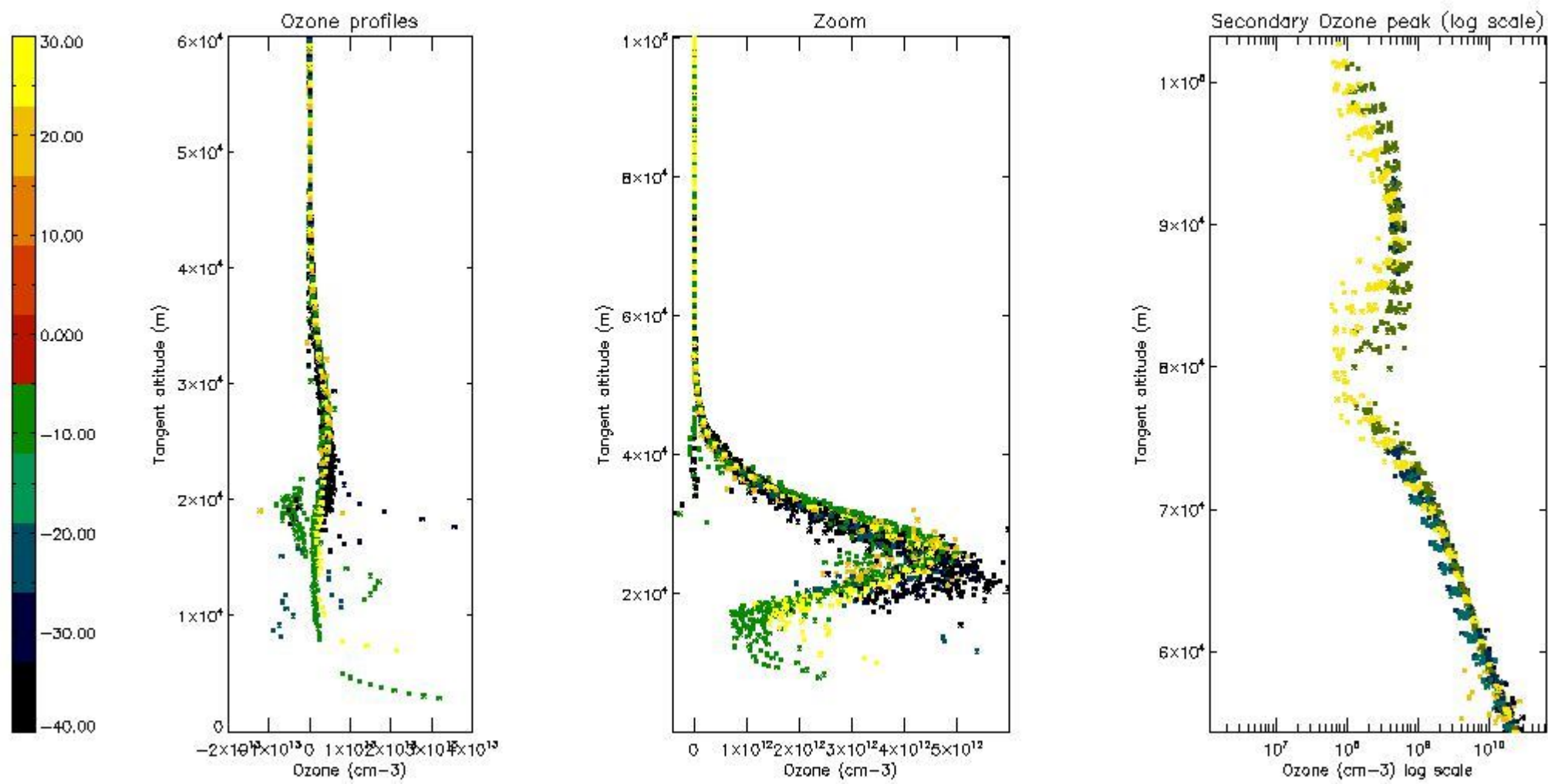
5.2 Plot ozone profiles for all STD (dark without errors)

The colorbar represents the latitude.



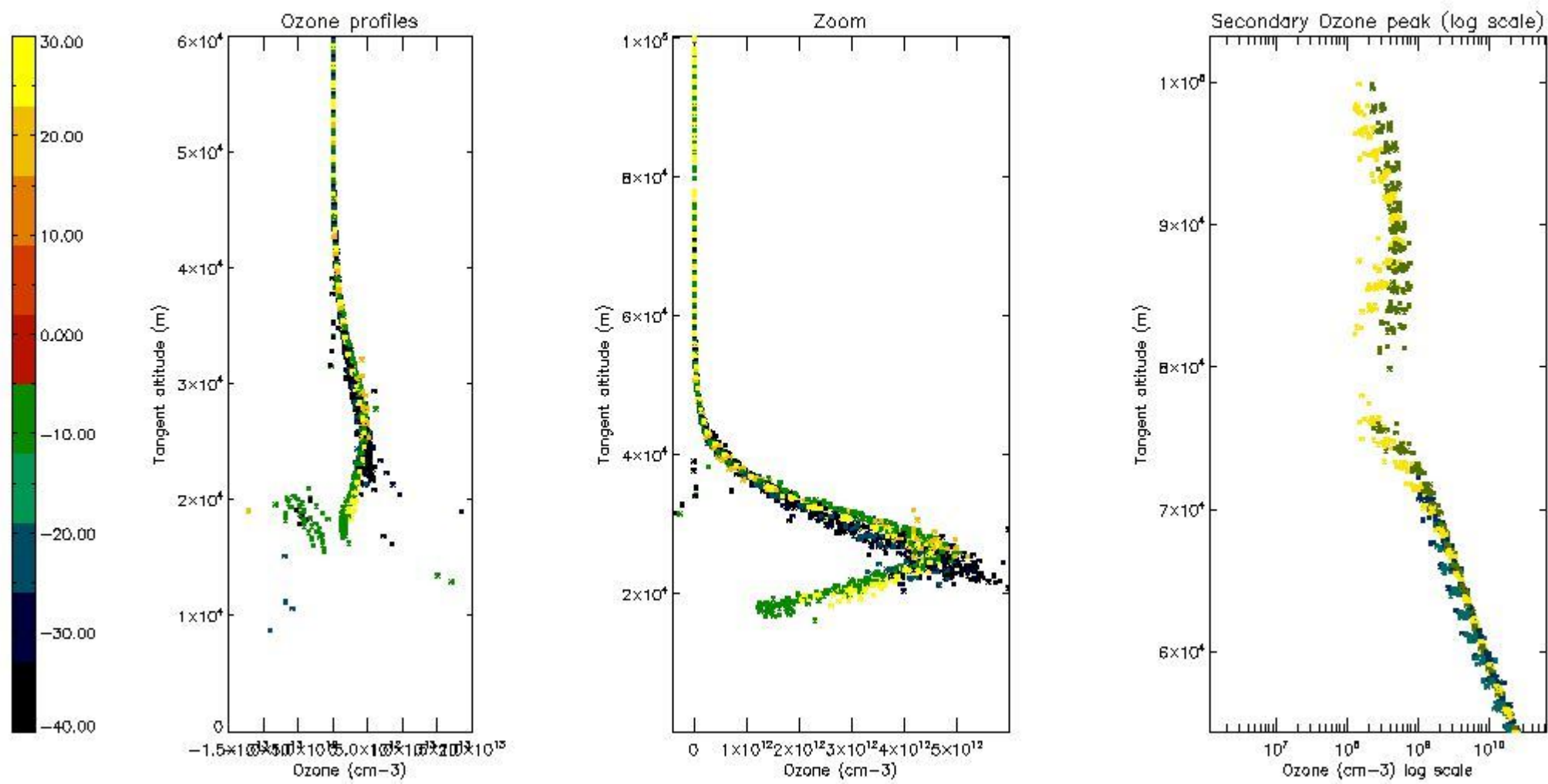
5.3 Plot ozone profiles where STD < 20% (dark without errors)

The colorbar represents the latitude.



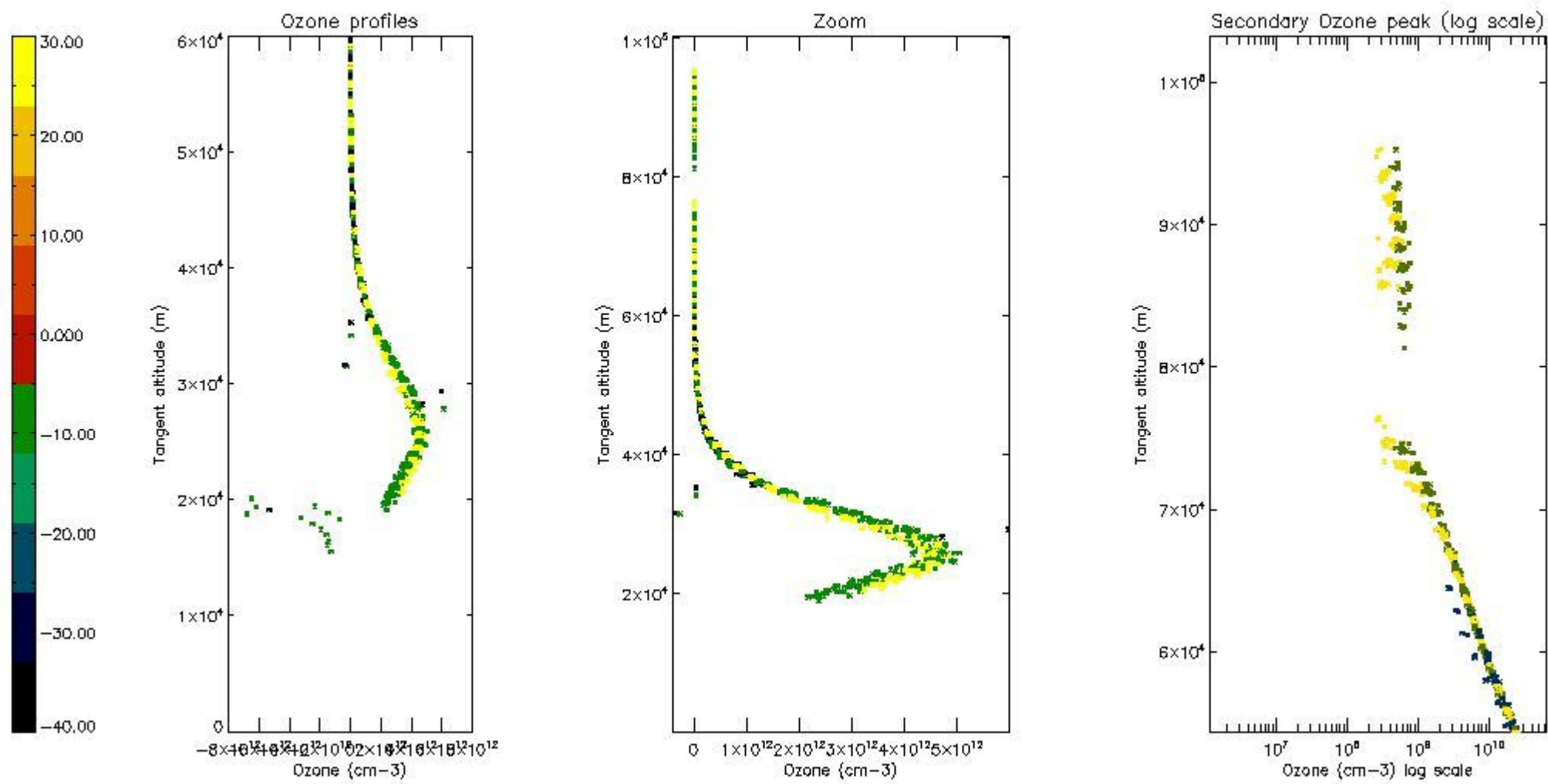
5.4 Plot ozone profiles where $STD < 10\%$ (dark without errors)

The colorbar represents the latitude.



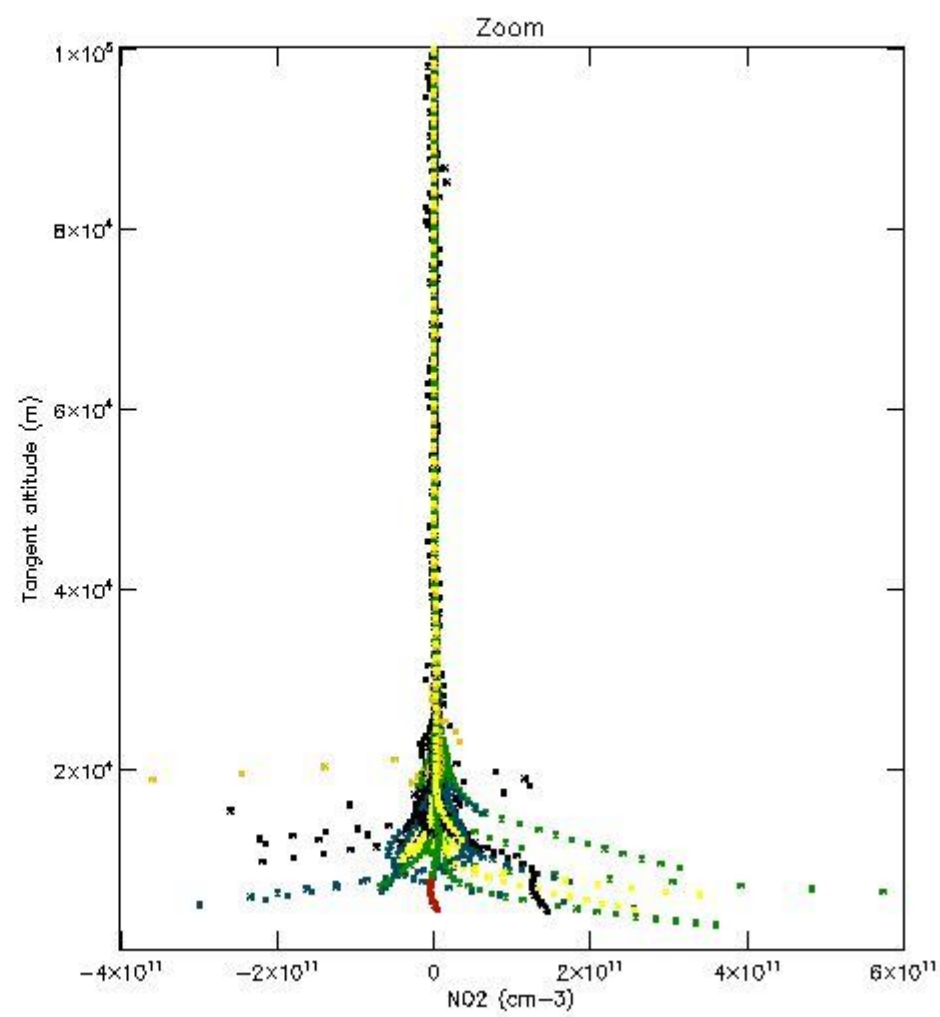
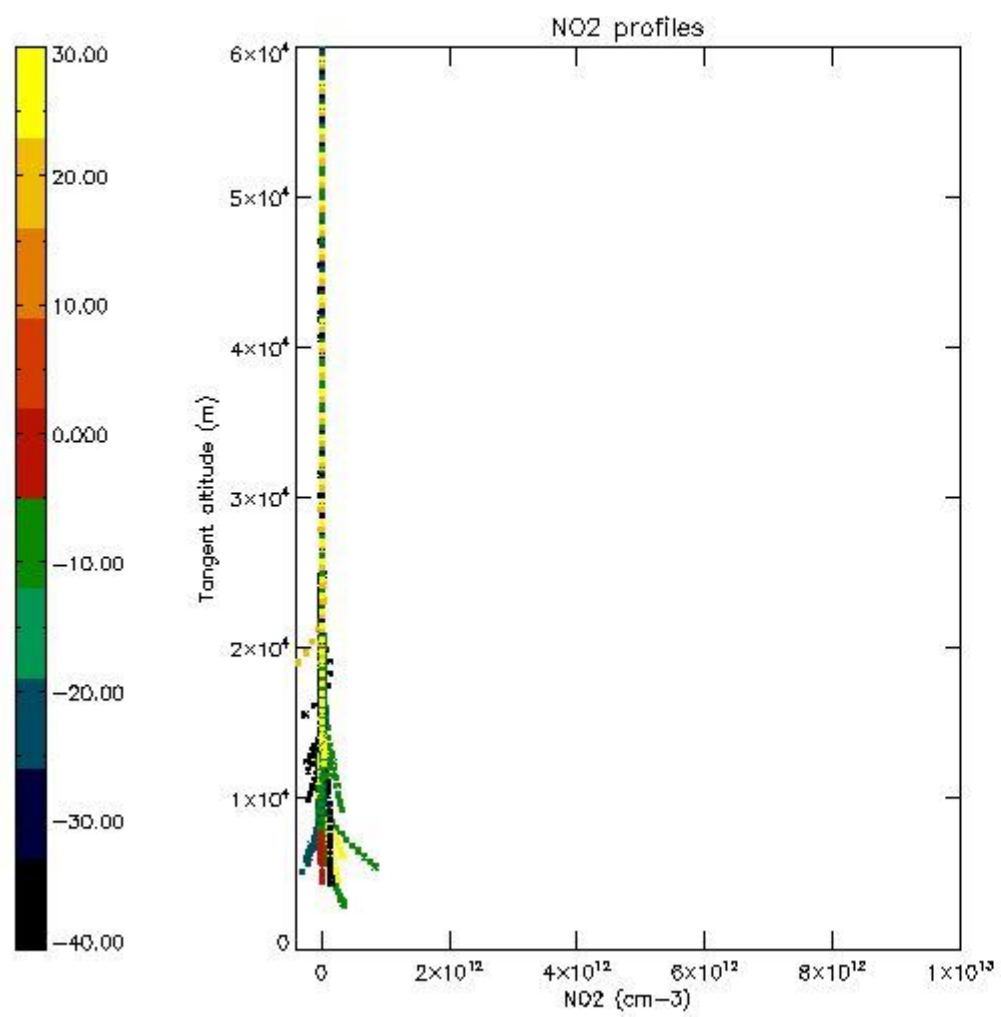
5.5 Plot ozone profiles where STD < 5% (dark without errors)

The colorbar represents the latitude.



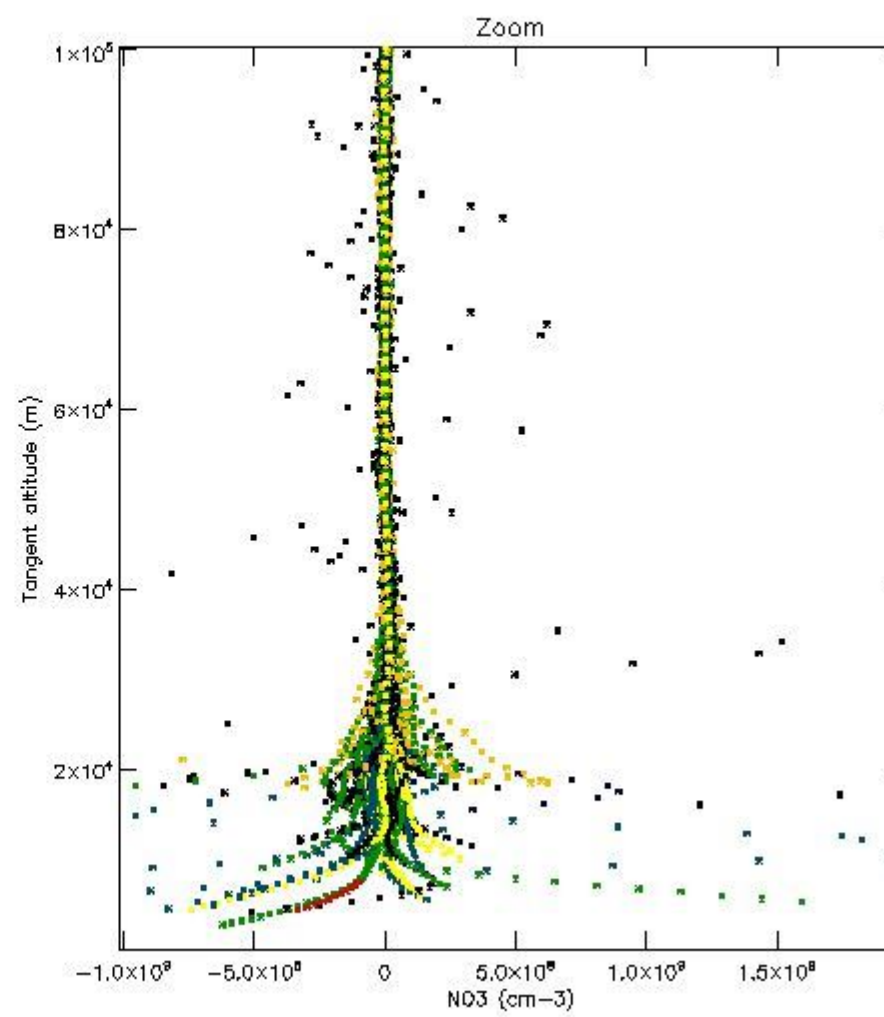
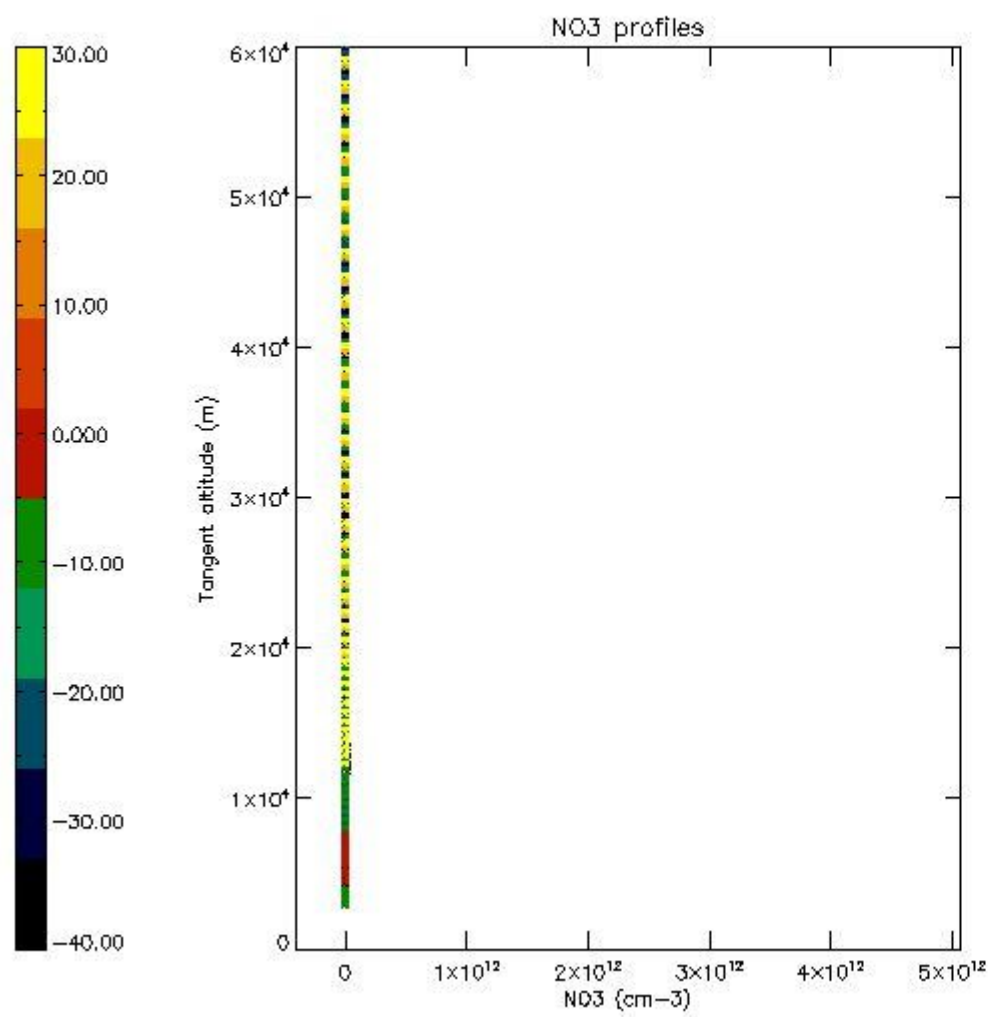
5.6 Plot NO₂ profiles for all STD (dark without errors)

The colorbar represents the latitude.



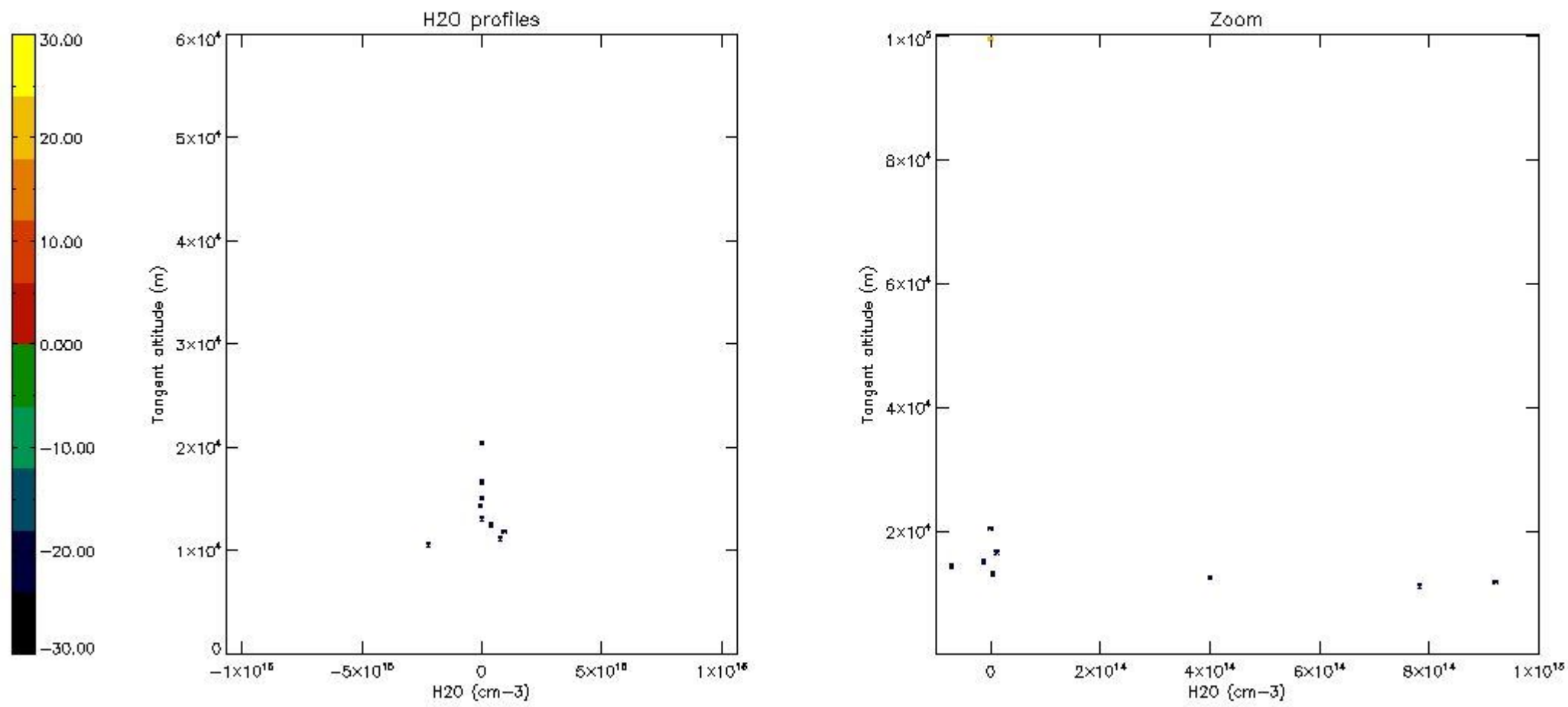
5.7 Plot NO3 profiles for all STD (dark without errors)

The colorbar represents the latitude.



5.8 Plot H2O profiles for all STD (only for occultations of stars 1,2,3,4,13,14,16,26,63 dark without errors)

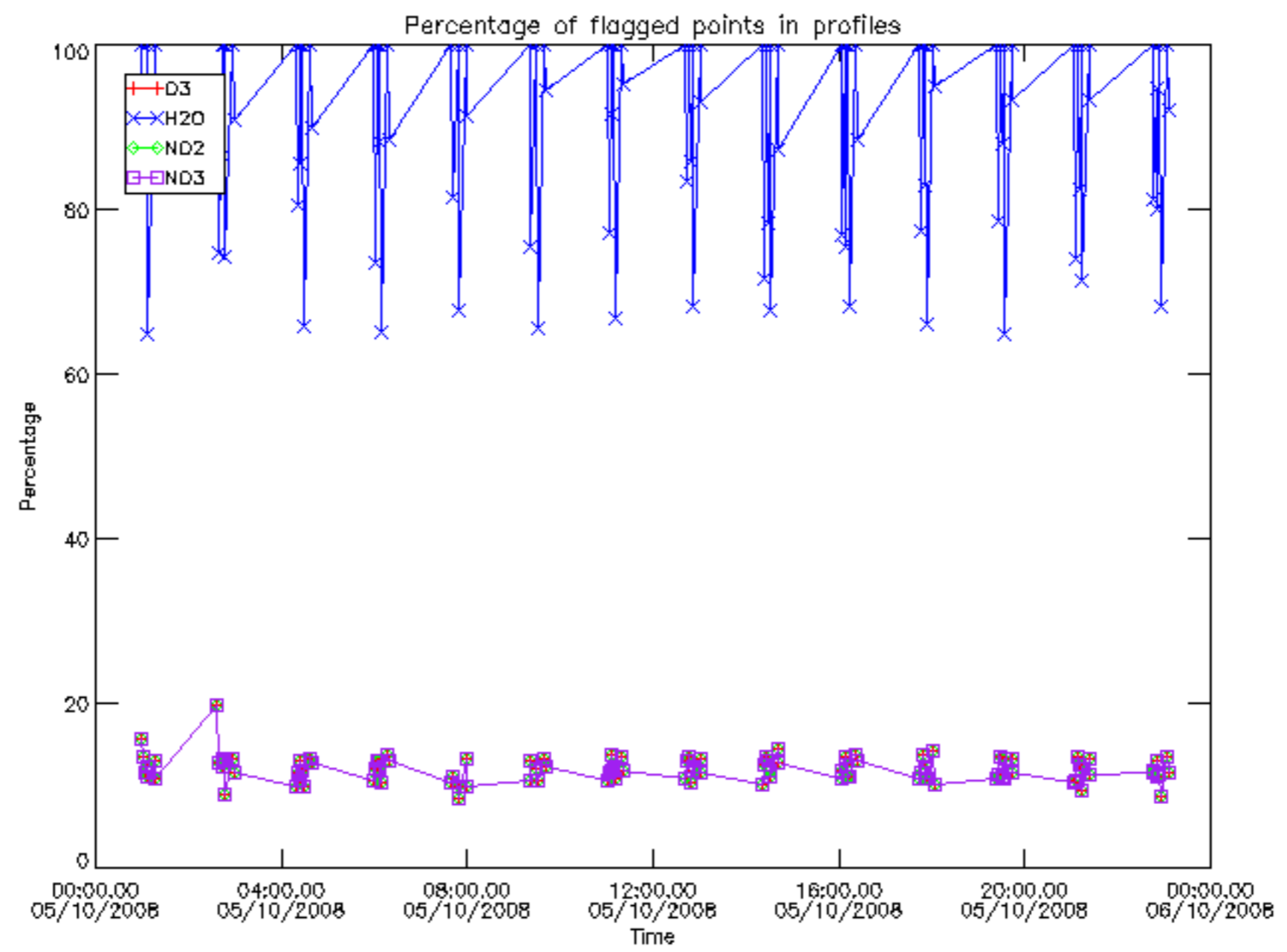
The colorbar represents the latitude.



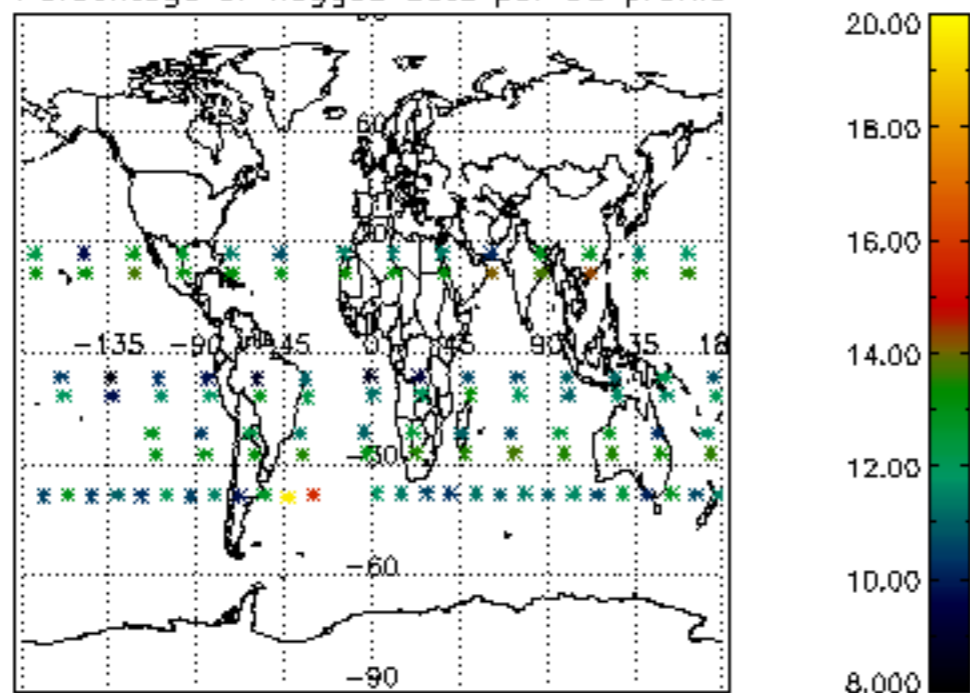
6. Auxiliary Data Files used for the production reported in section 2

The number reported in the third column indicates since which file (see list in section 2) the corresponding auxiliary file has been used. The fourth column is the date of those product files.

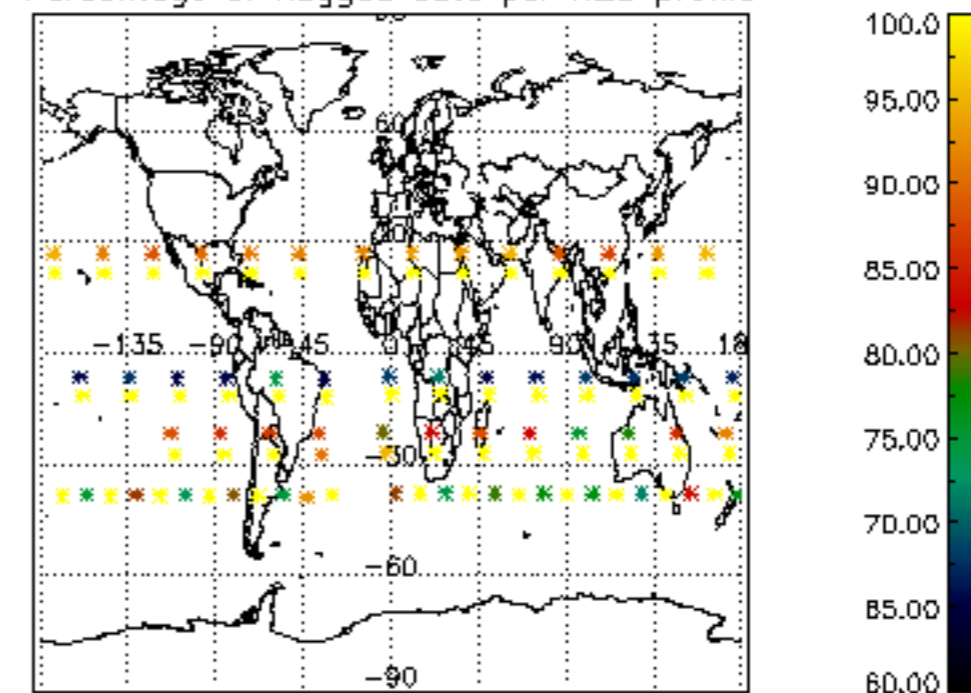
Type	Auxiliary Filename	Used since product	Used since product date
INST_PHYS_CHARACTERISTICS	GOM_INS_AXVIEC20091111_143220_20030716_120000_20500101_000000	1	05-OCT-2008 00:02:39
LEVEL-2_PROC_CONFIG	GOM_PR2_AXVIEC20091111_152718_20020301_000000_20500101_000000	1	05-OCT-2008 00:02:39
CROSS_SECTIONS_FILE	GOM_CRS_AXVIEC20091111_154832_20020301_000000_20500101_000000	1	05-OCT-2008 00:02:39



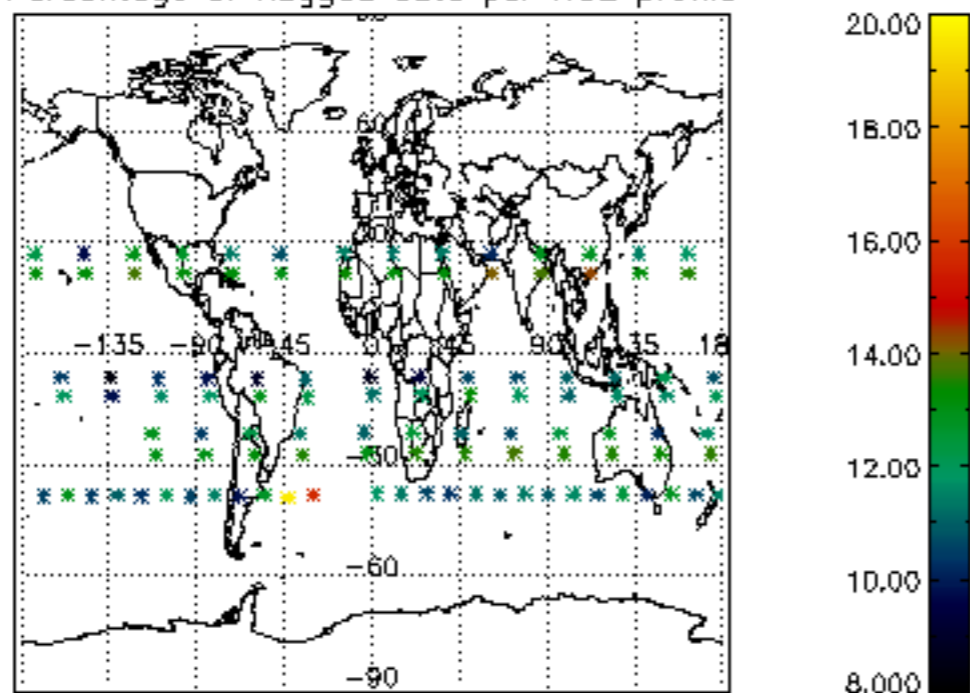
Percentage of flagged data per D3 profile



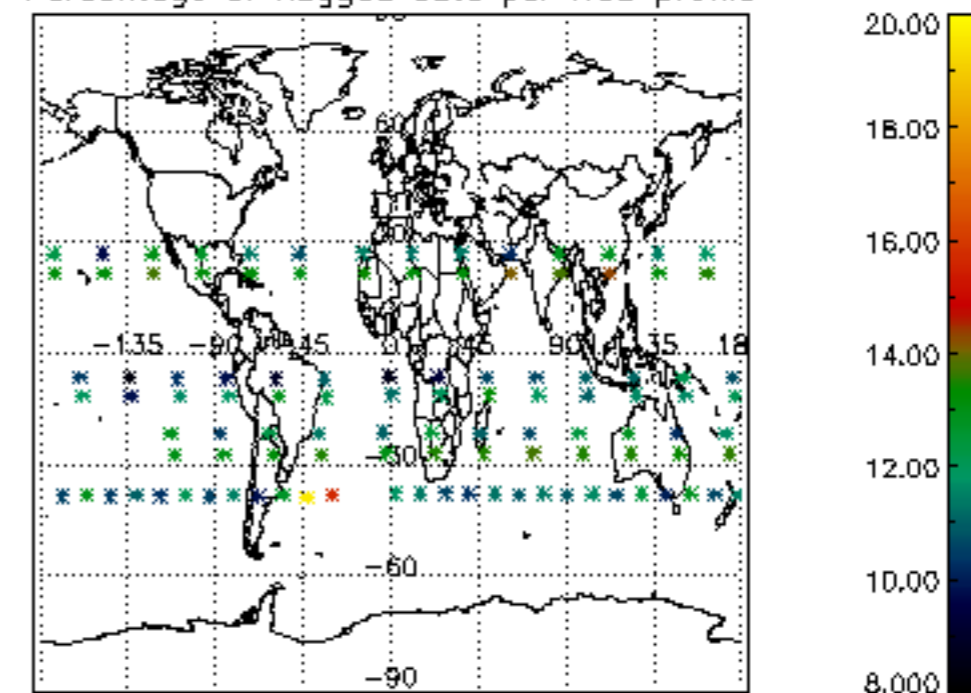
Percentage of flagged data per H2O profile

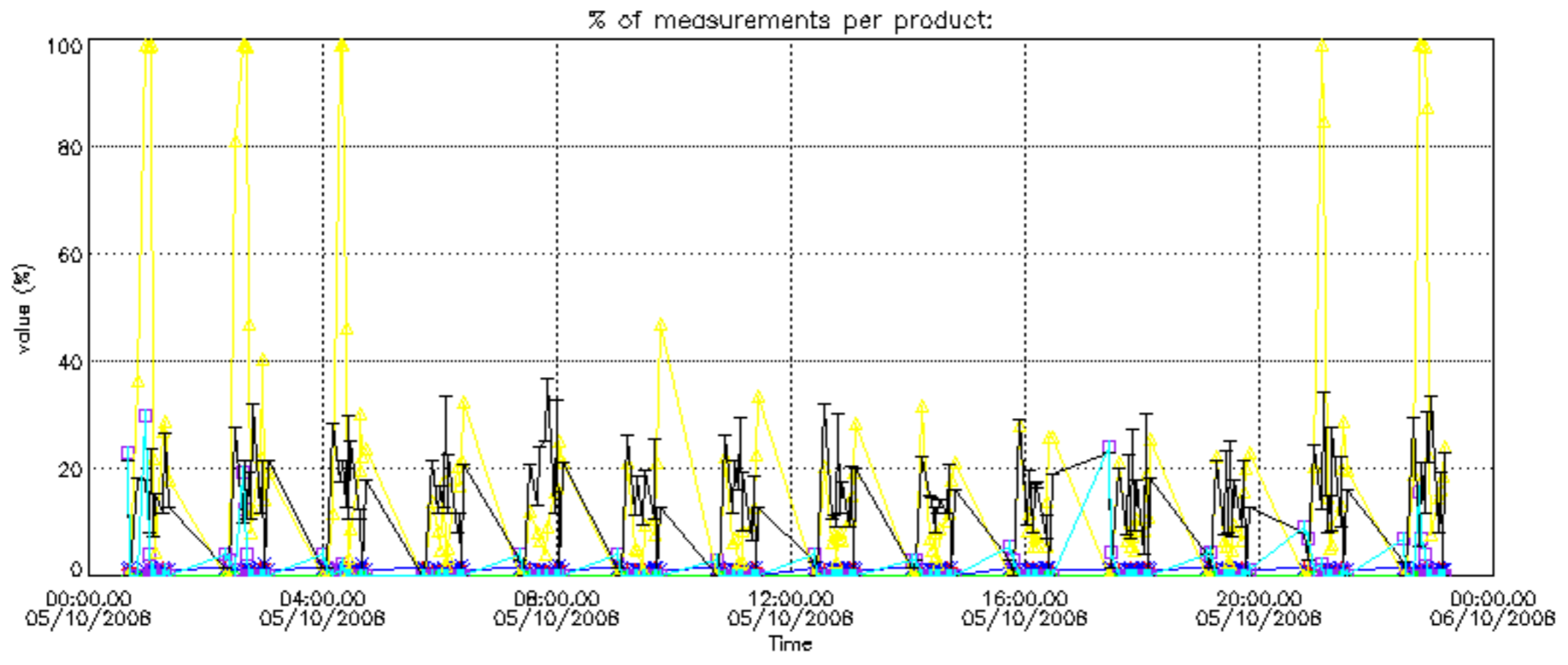


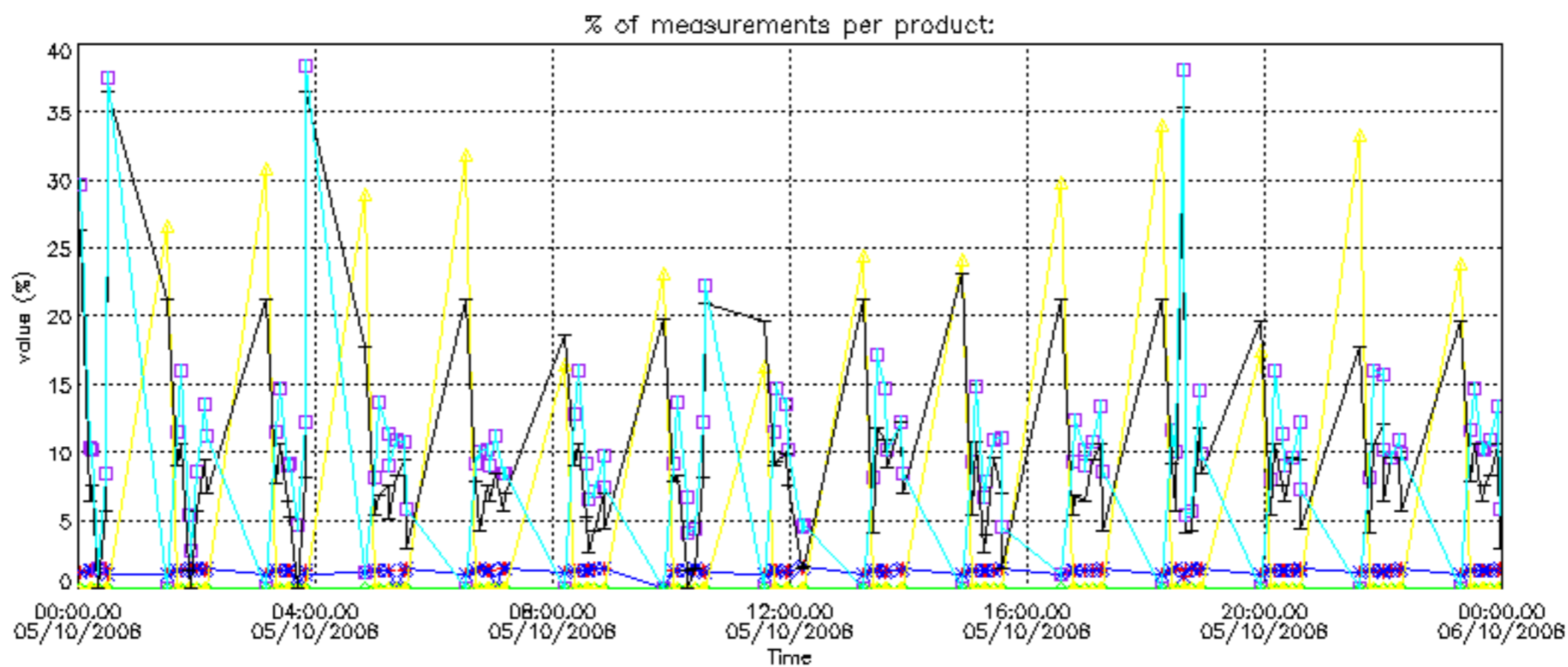
Percentage of flagged data per NO2 profile



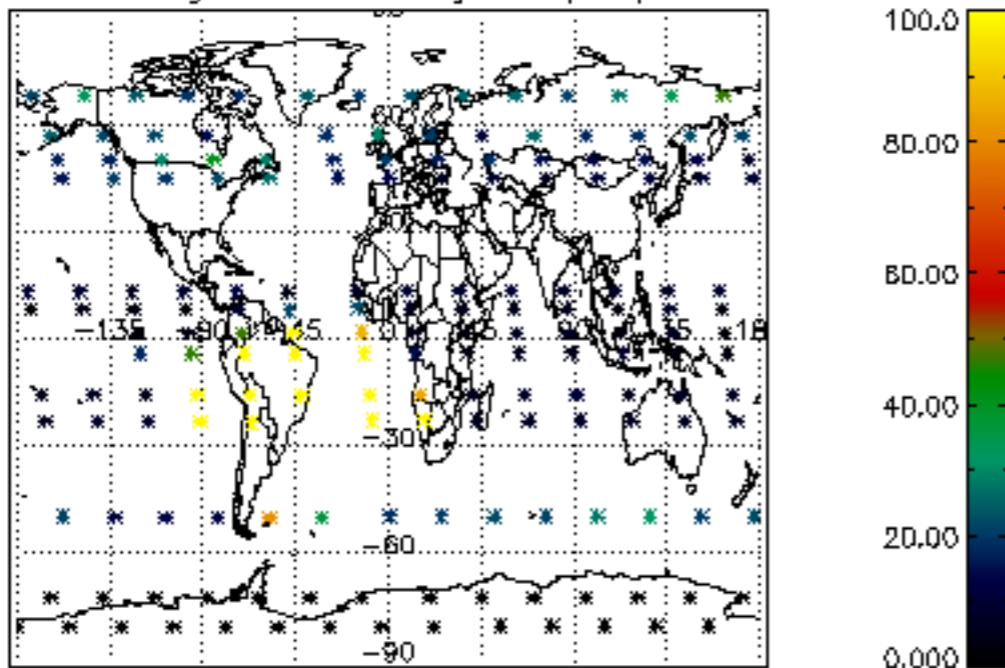
Percentage of flagged data per NO3 profile



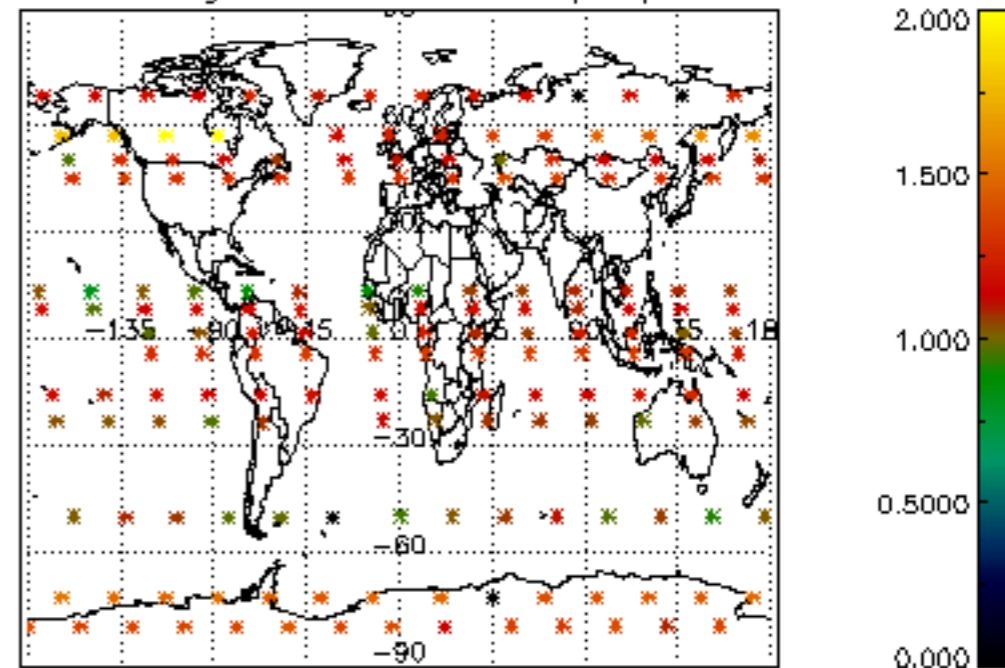




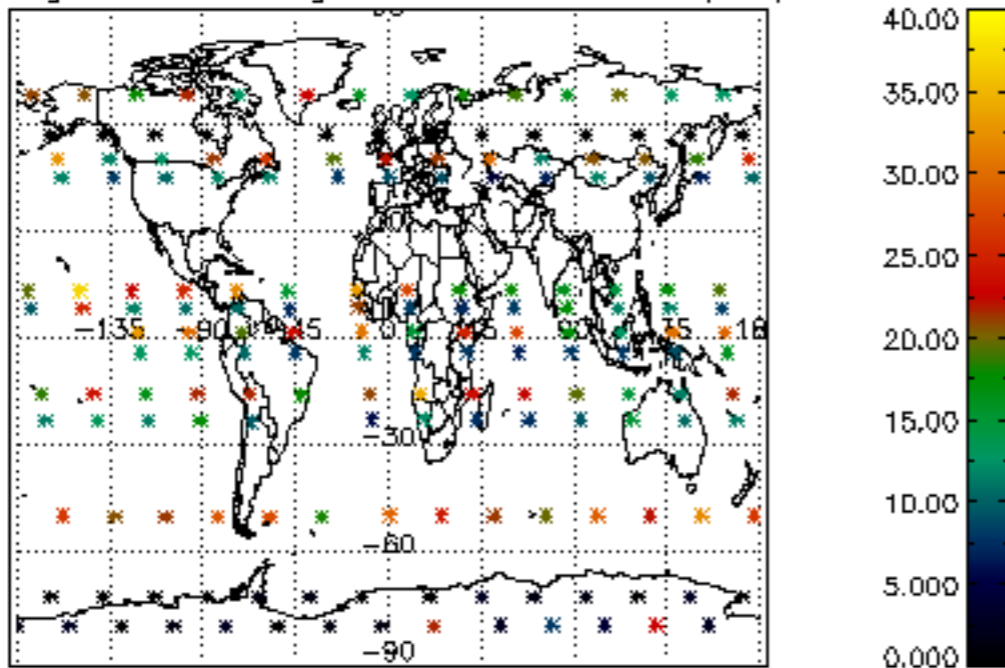
Percentage of cosmic ray hits per profile



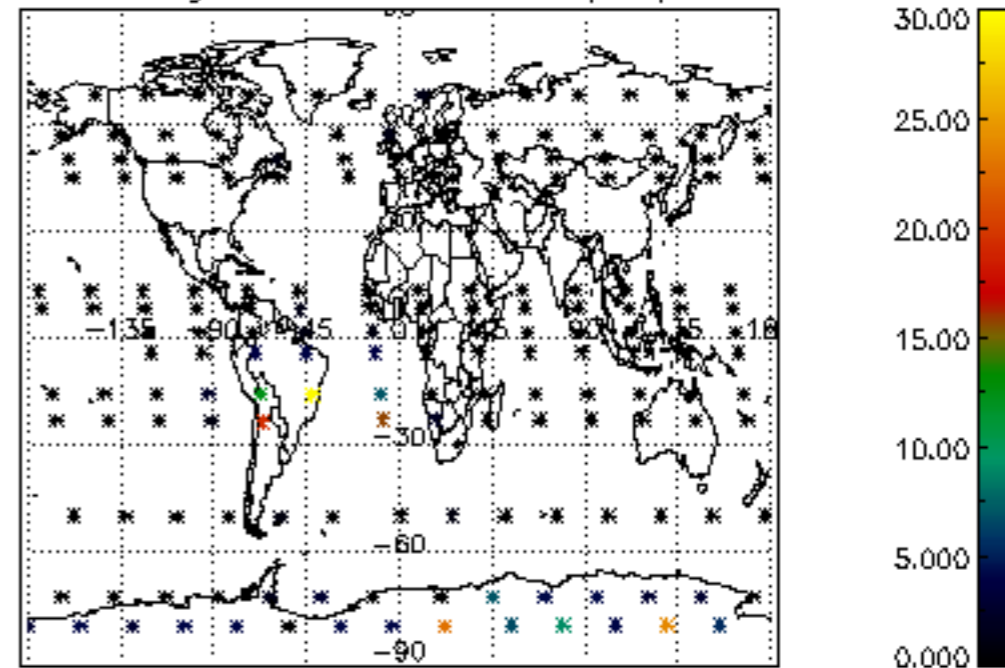
Percentage of datation errors per profile



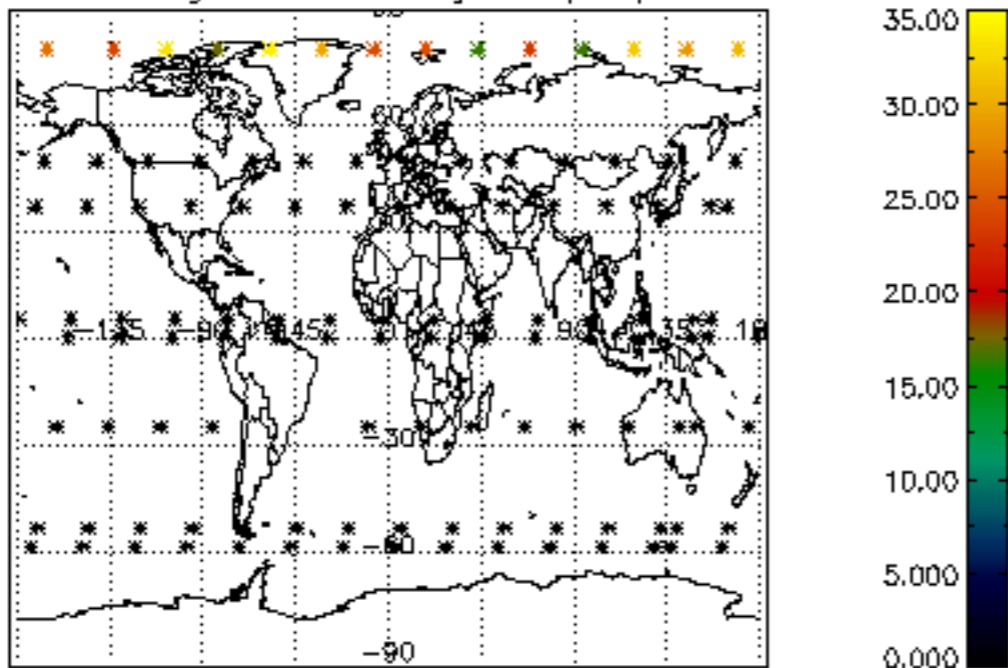
Percentage of star falling outside central band per profile



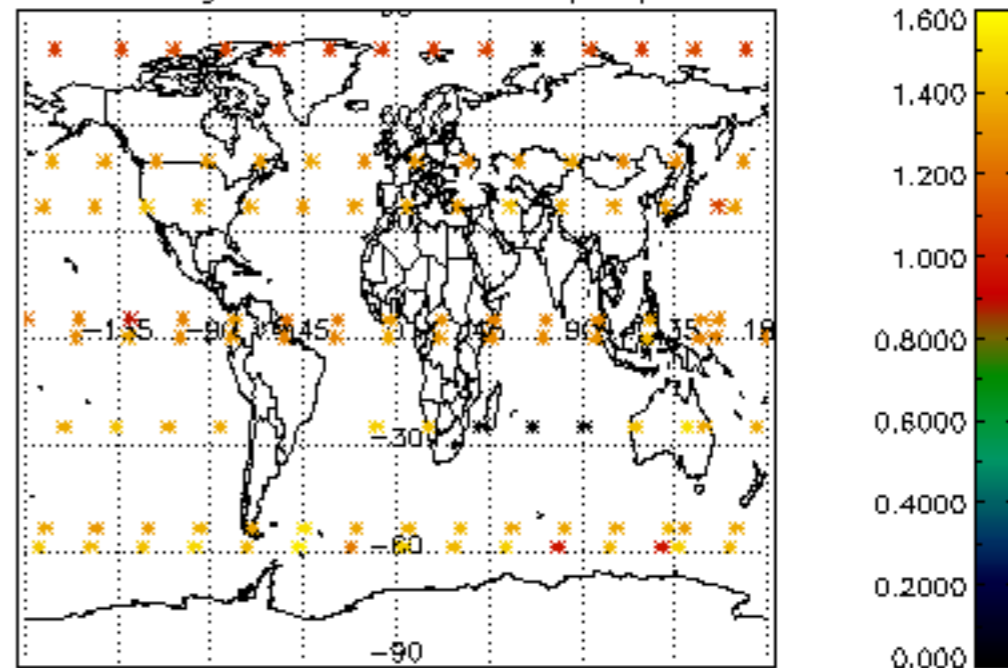
Percentage of saturation errors per profile



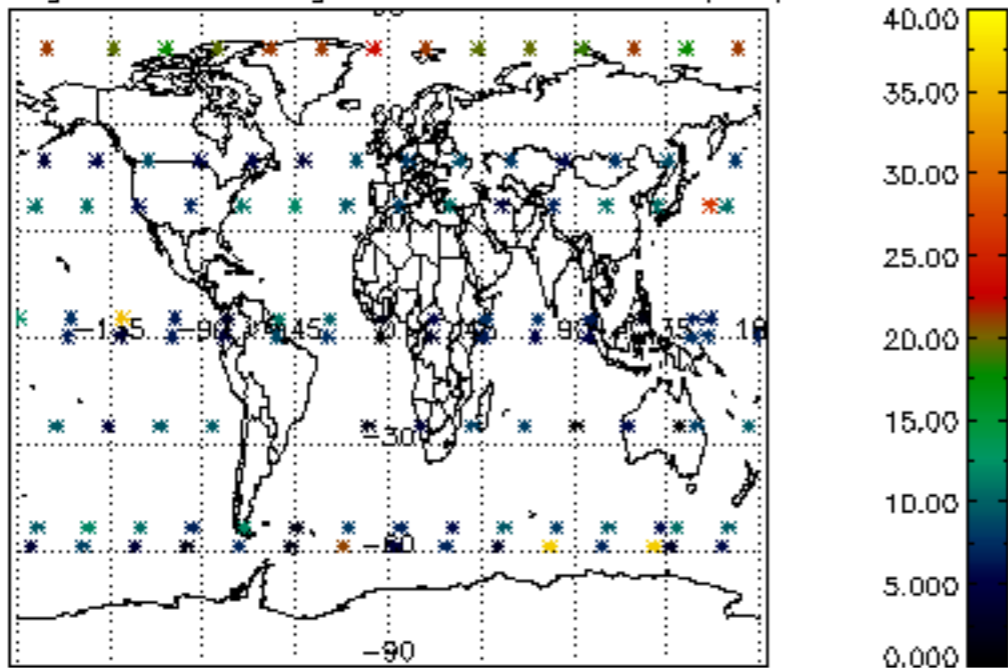
Percentage of cosmic ray hits per profile



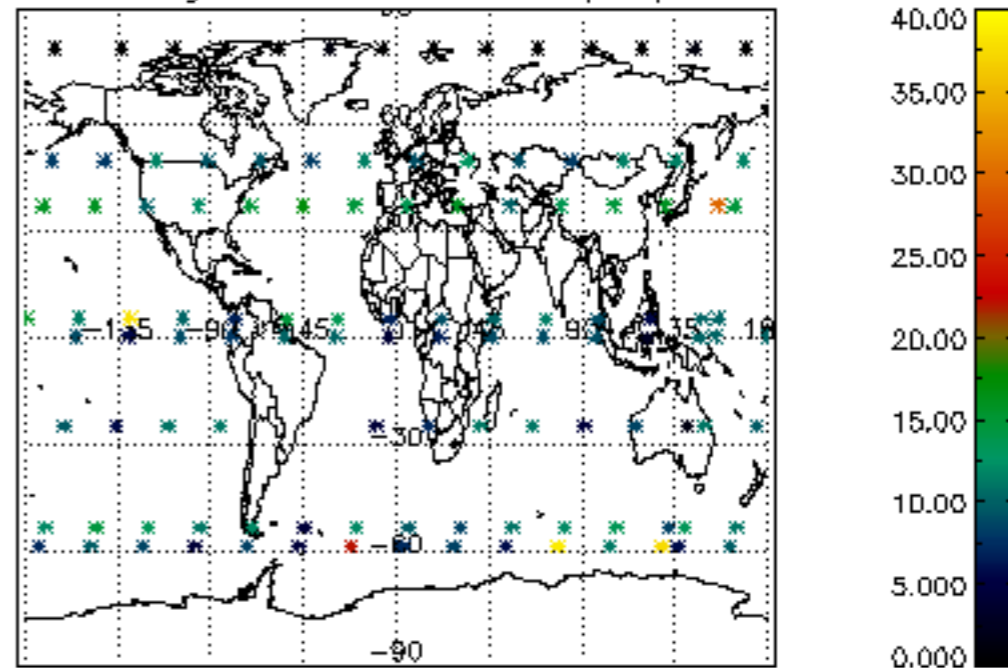
Percentage of datation errors per profile

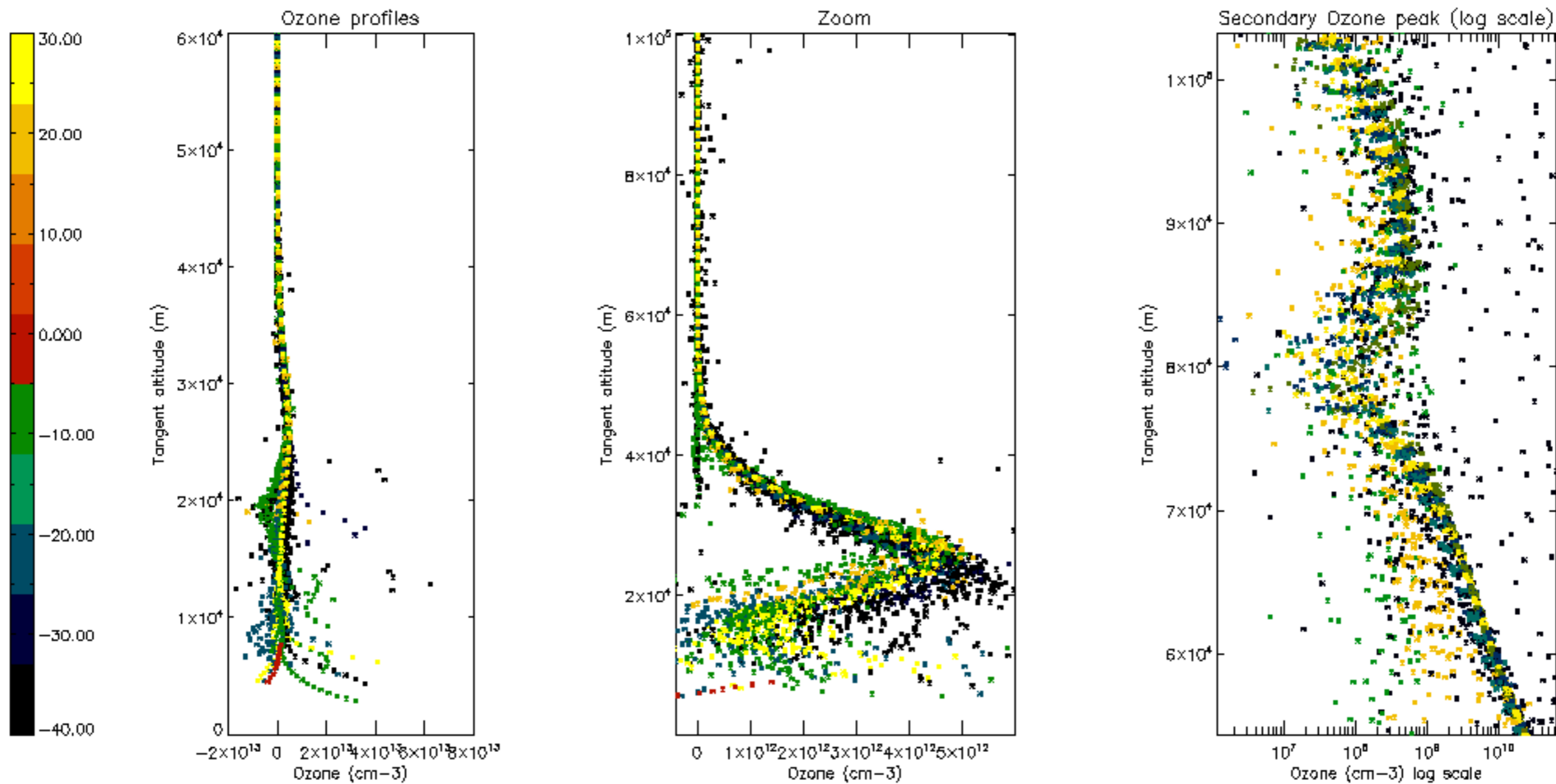


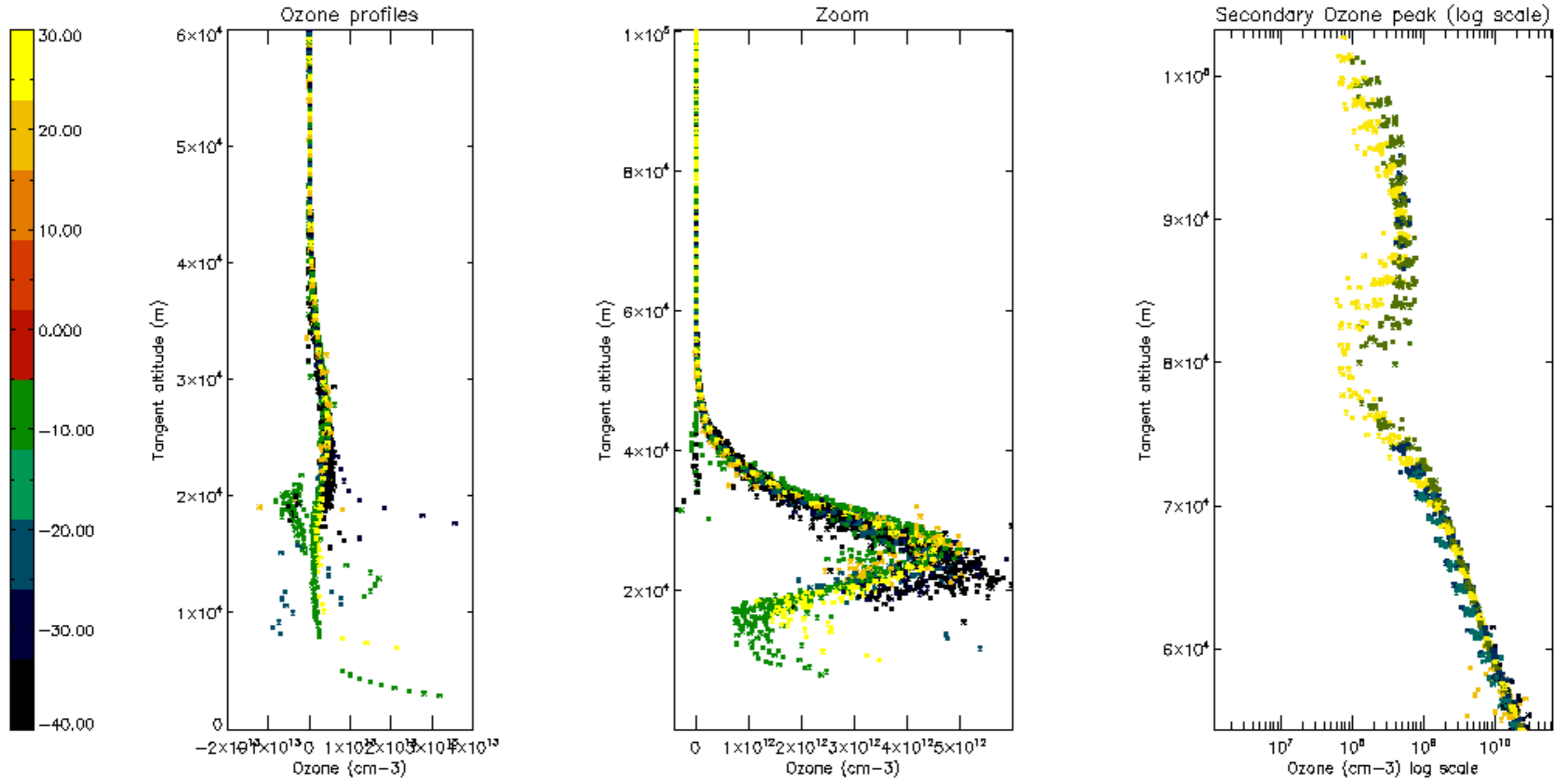
Percentage of star falling outside central band per profile

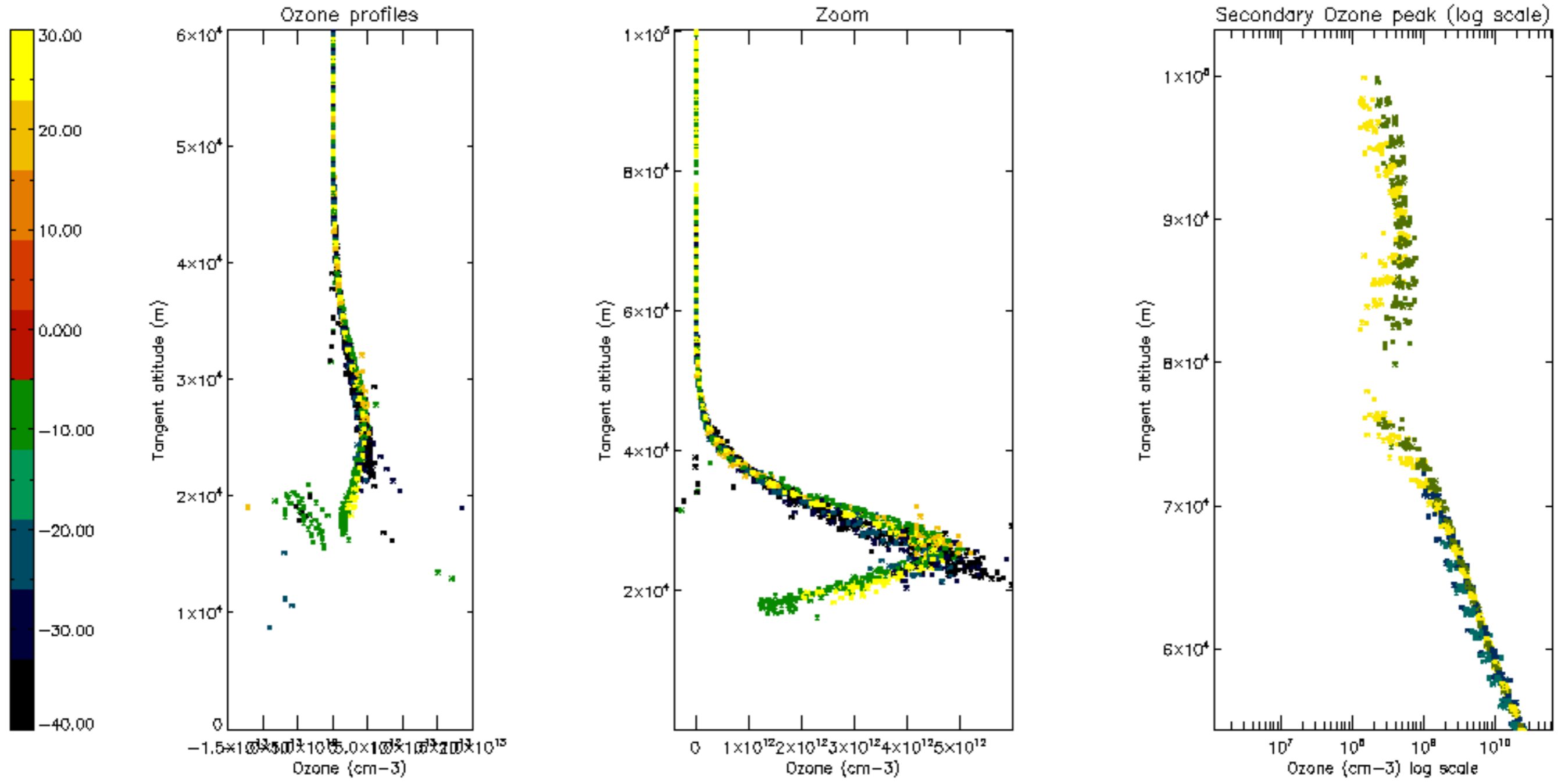


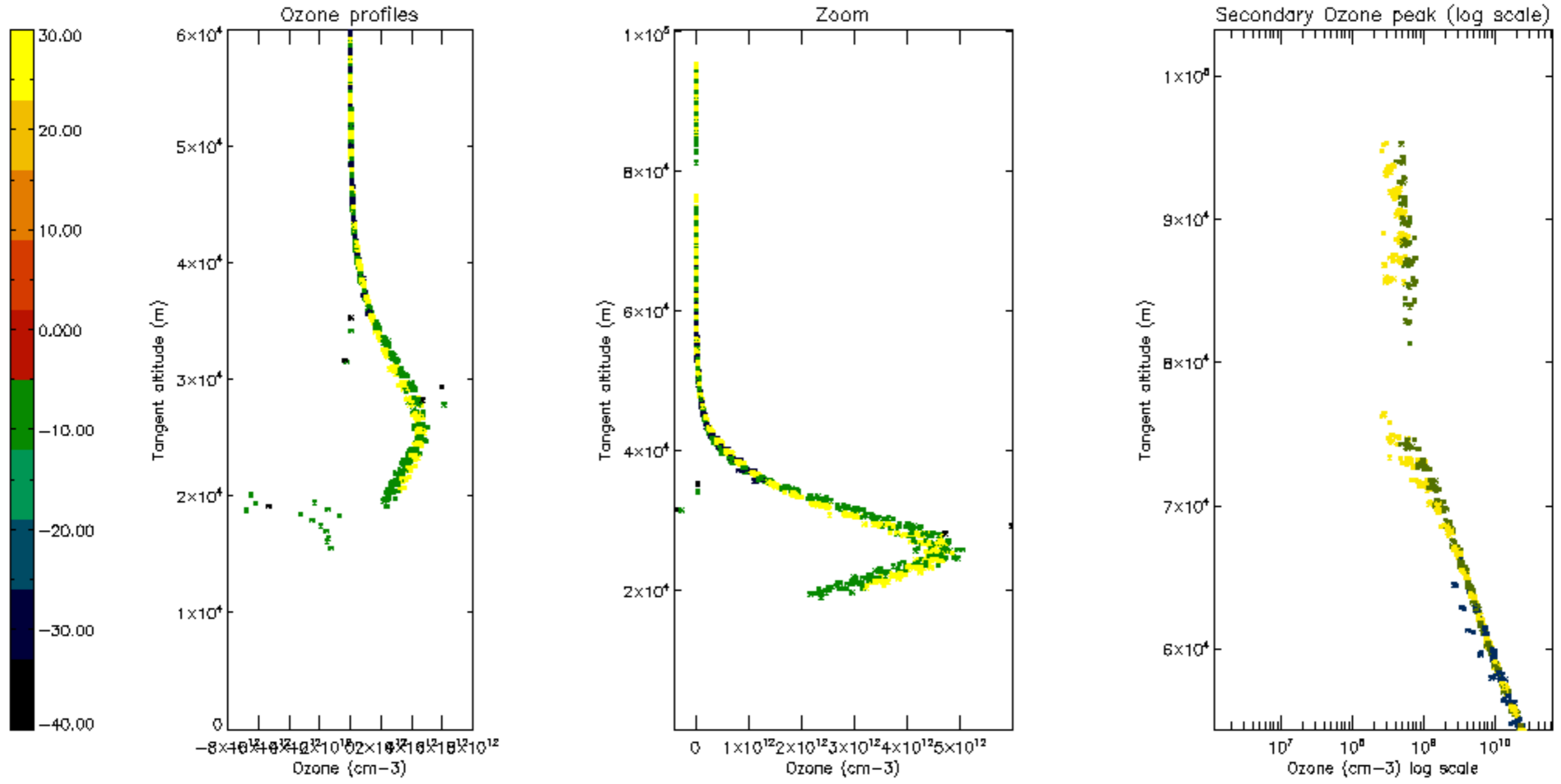
Percentage of saturation errors per profile

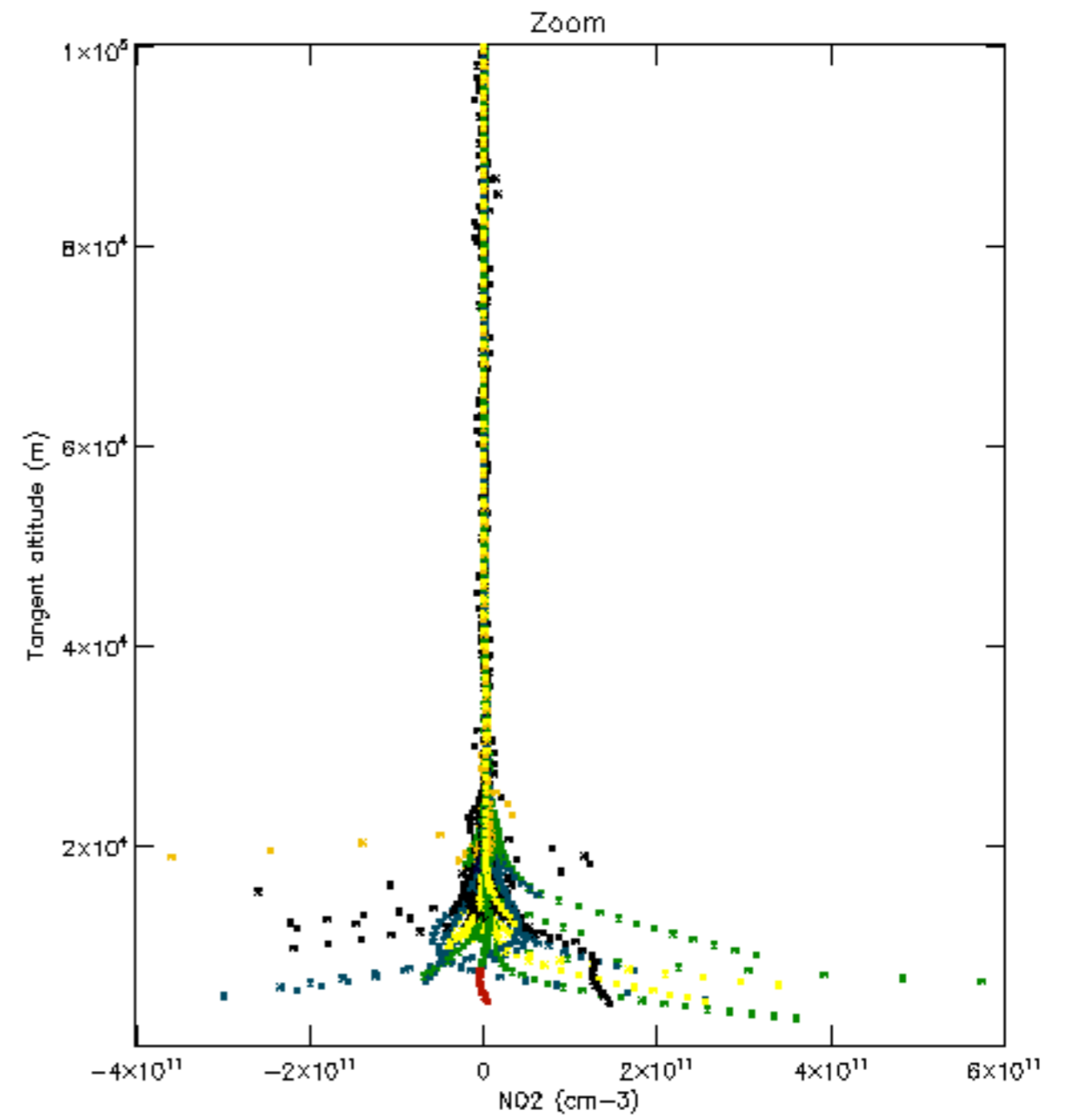
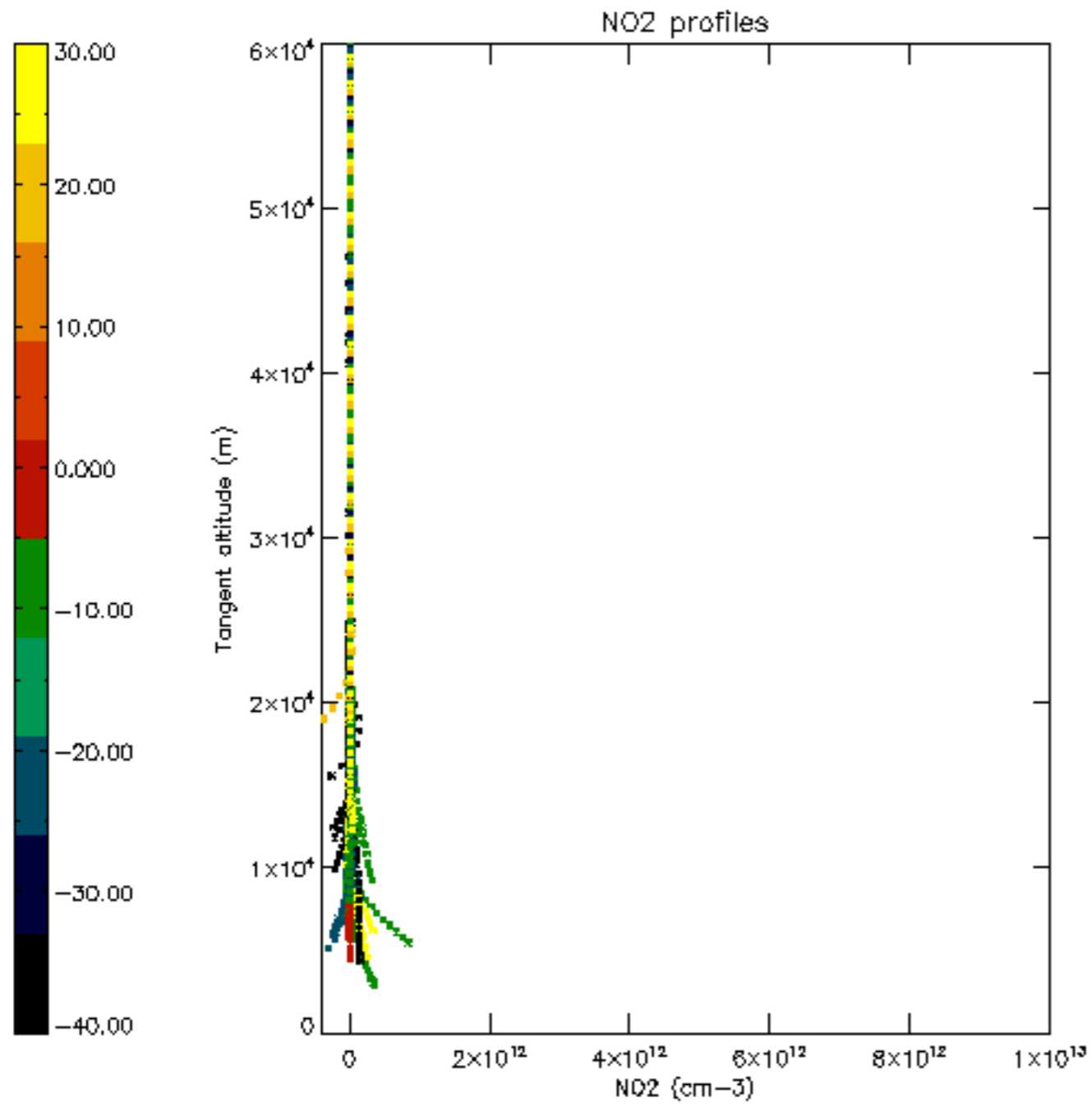


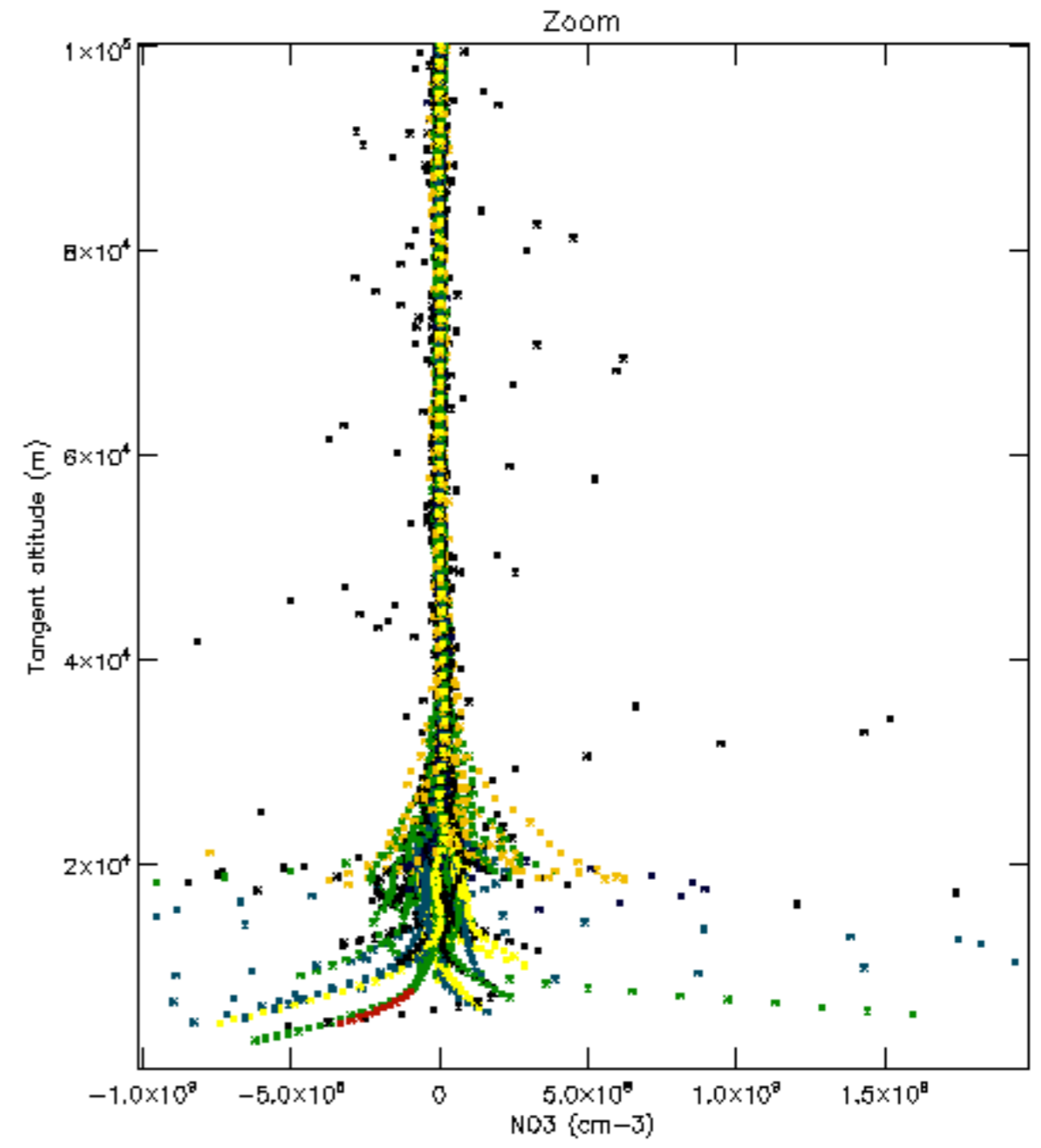
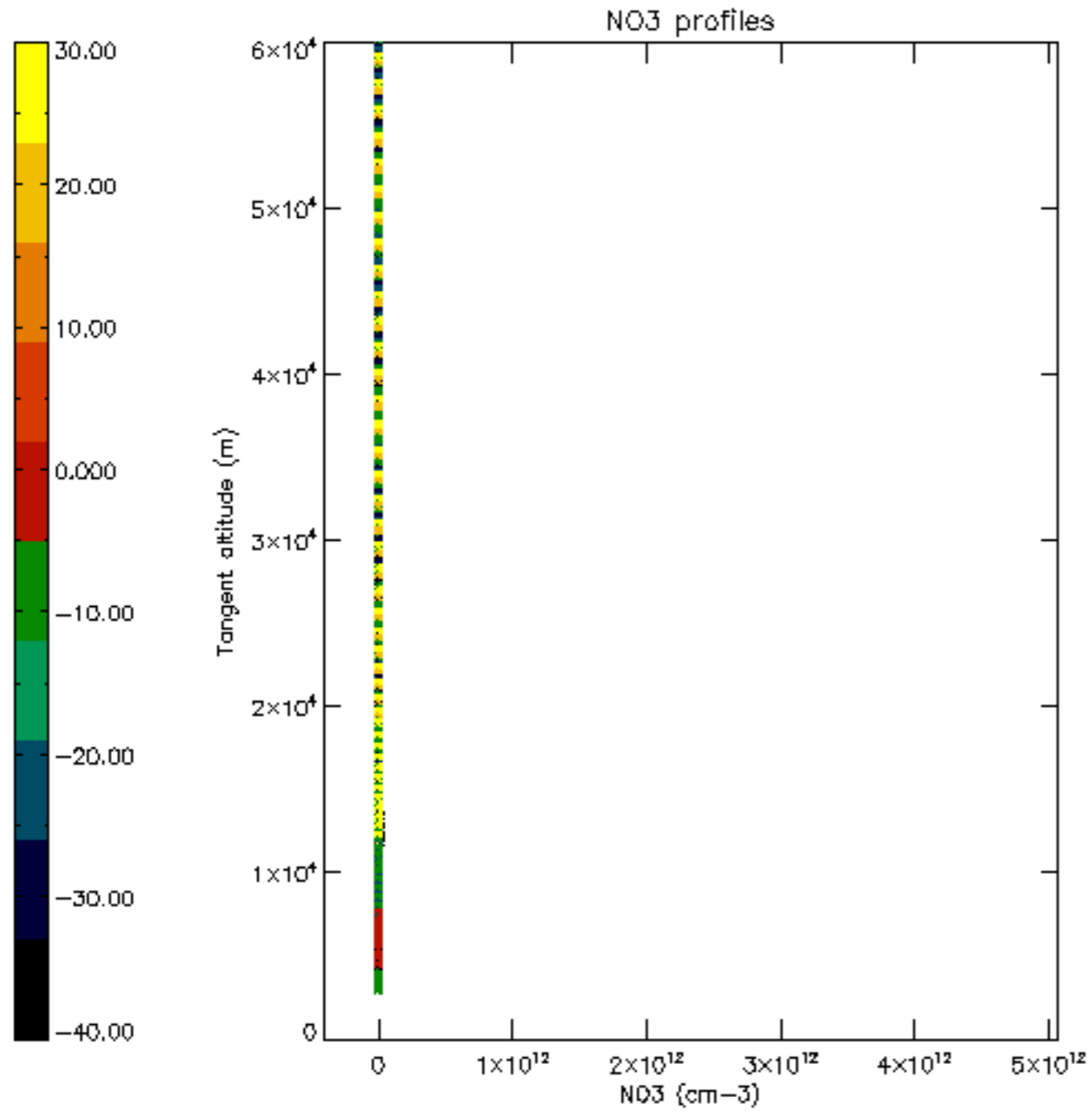


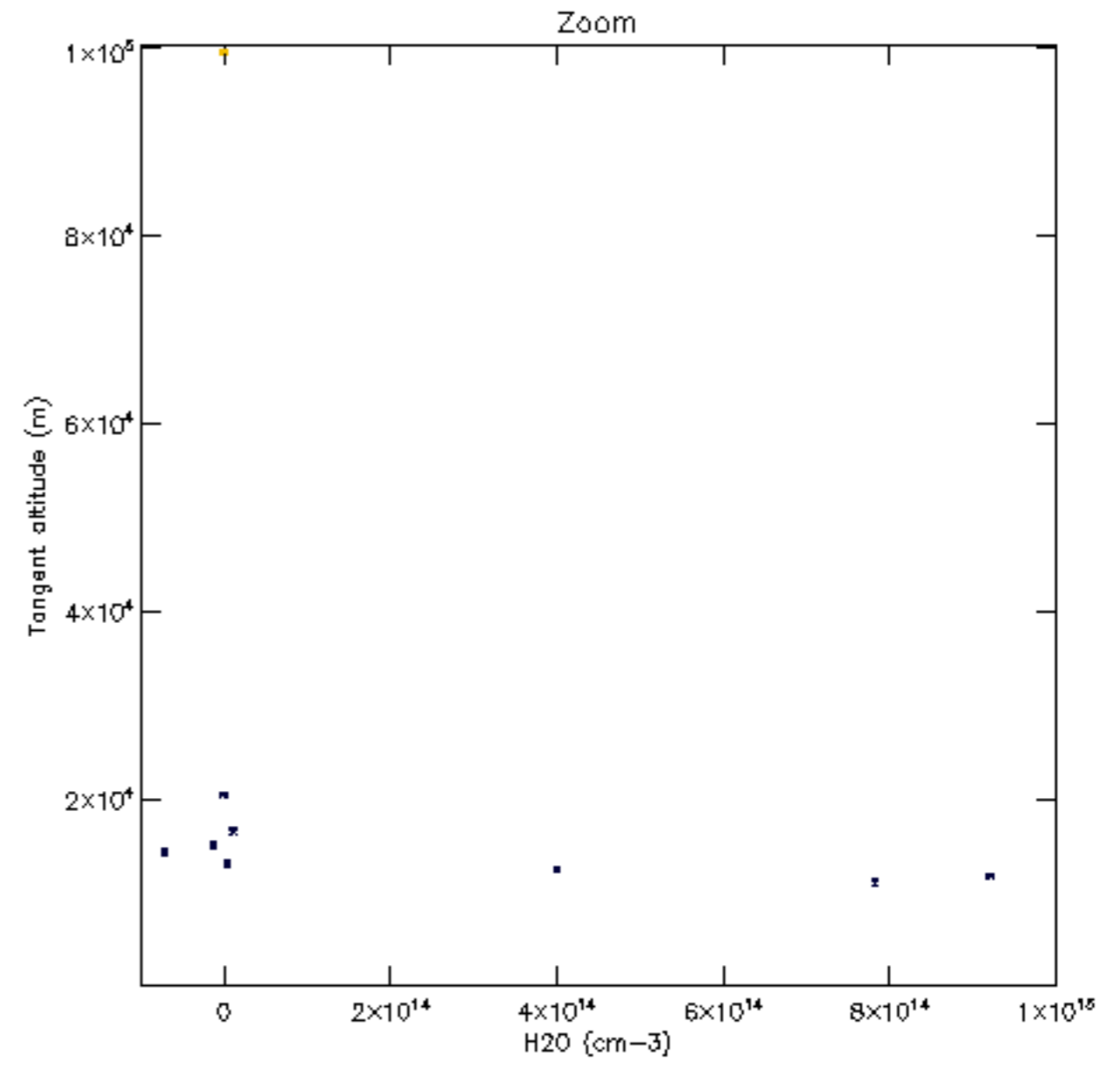
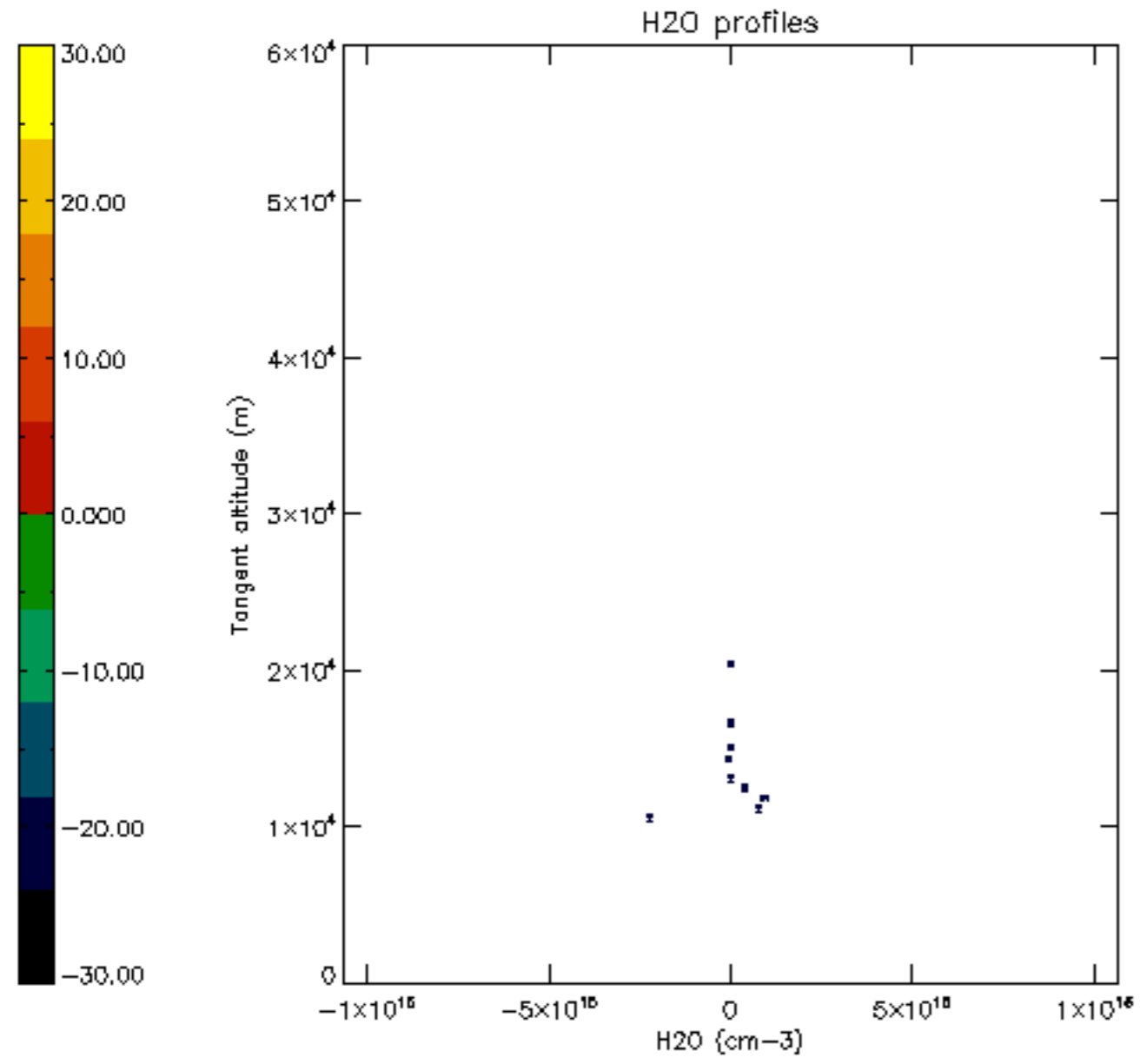


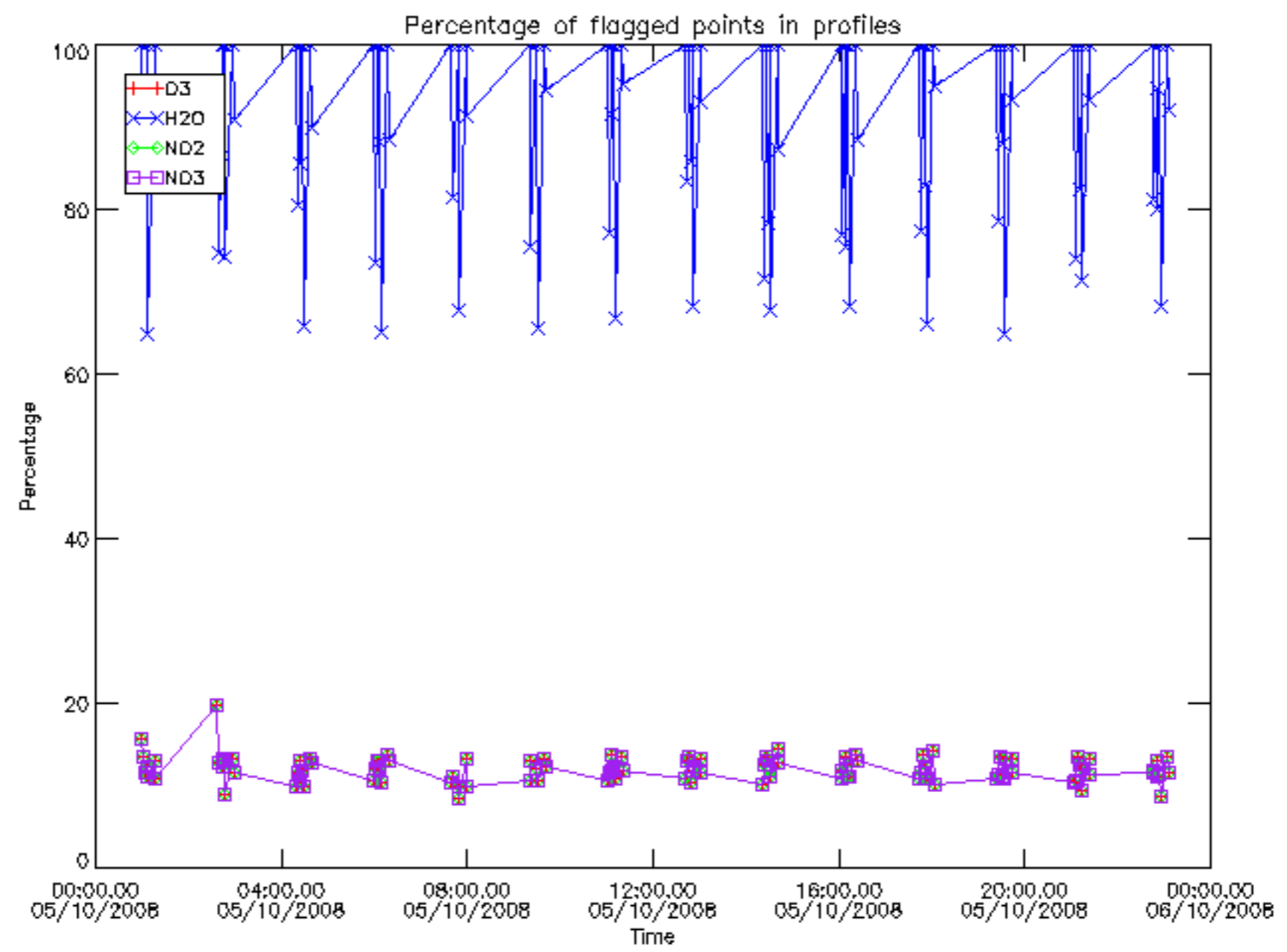




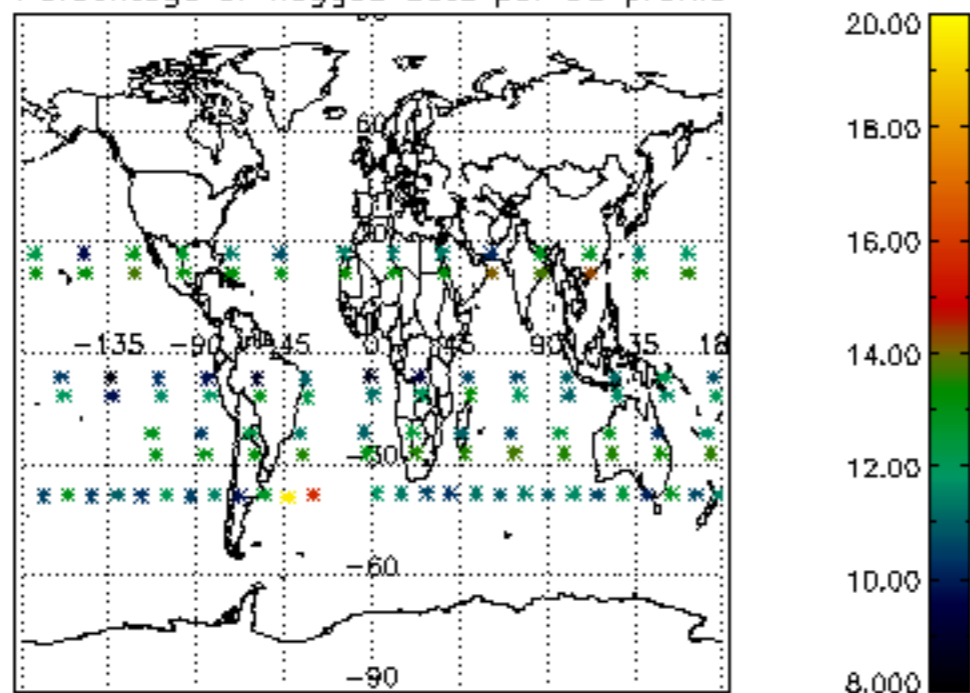




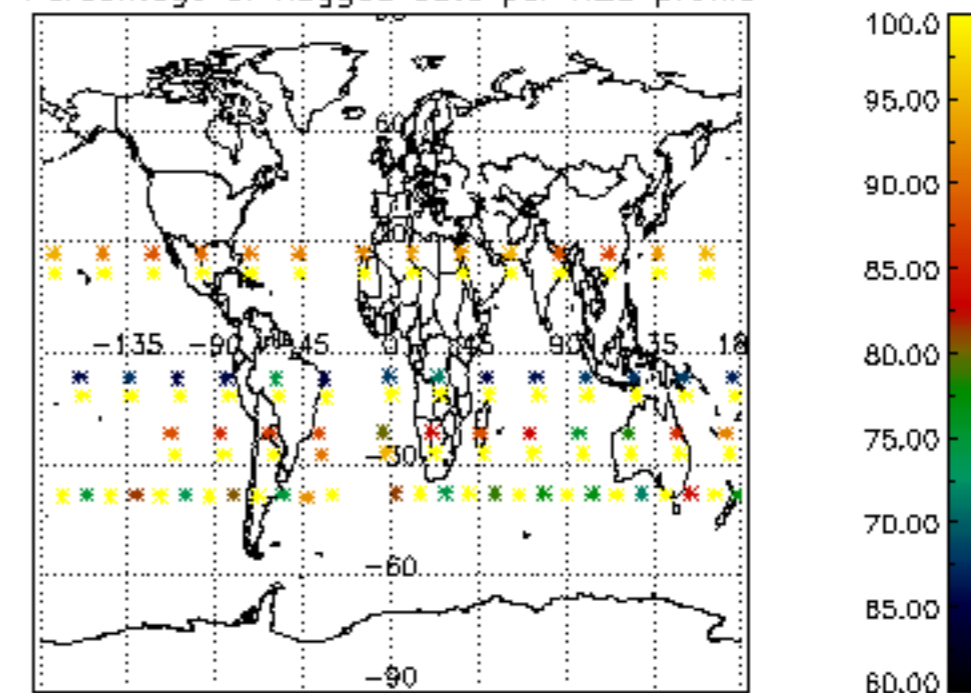




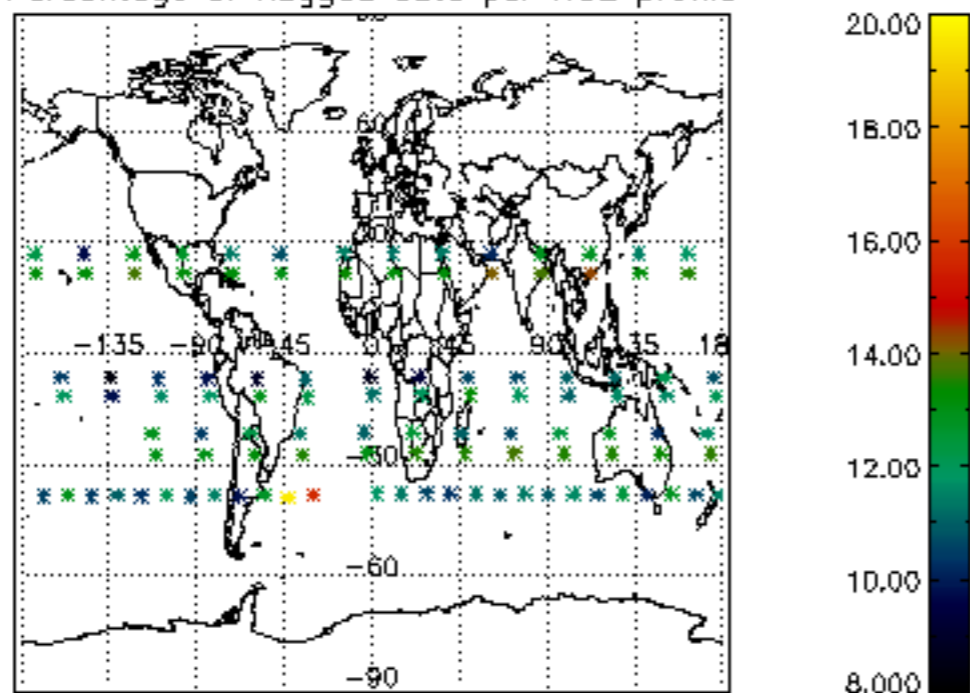
Percentage of flagged data per D3 profile



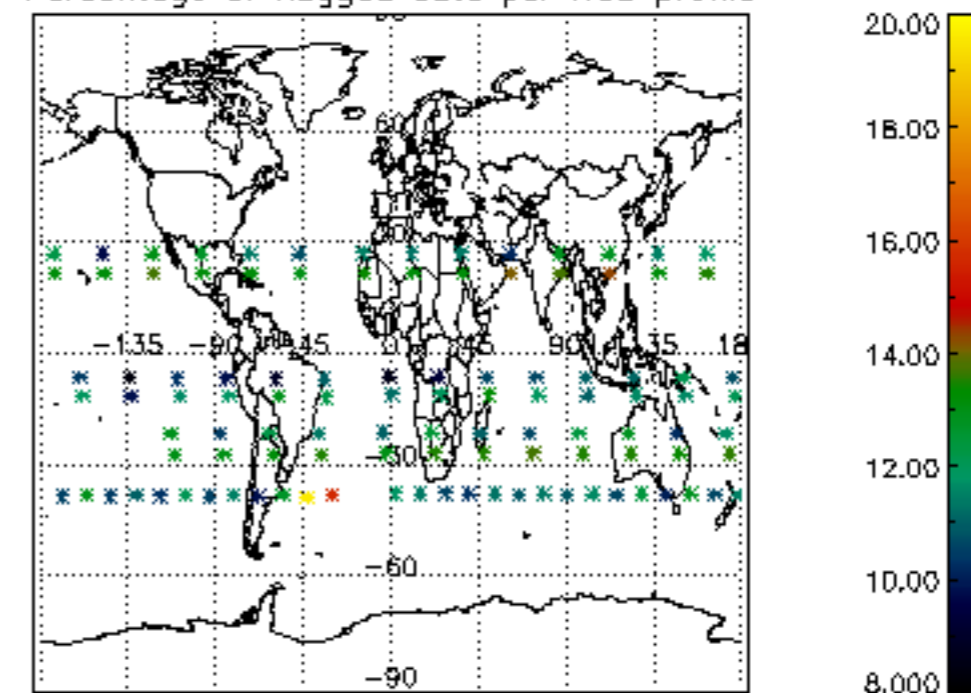
Percentage of flagged data per H2O profile

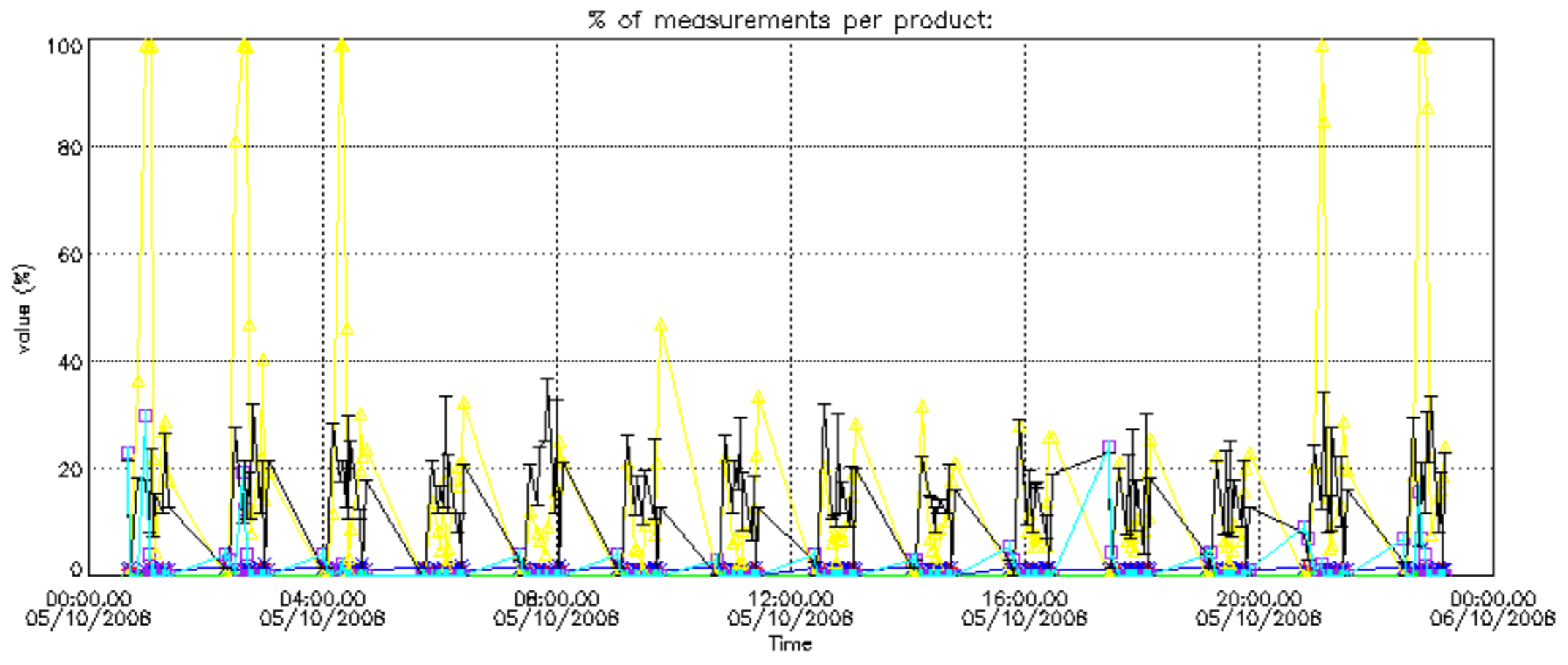


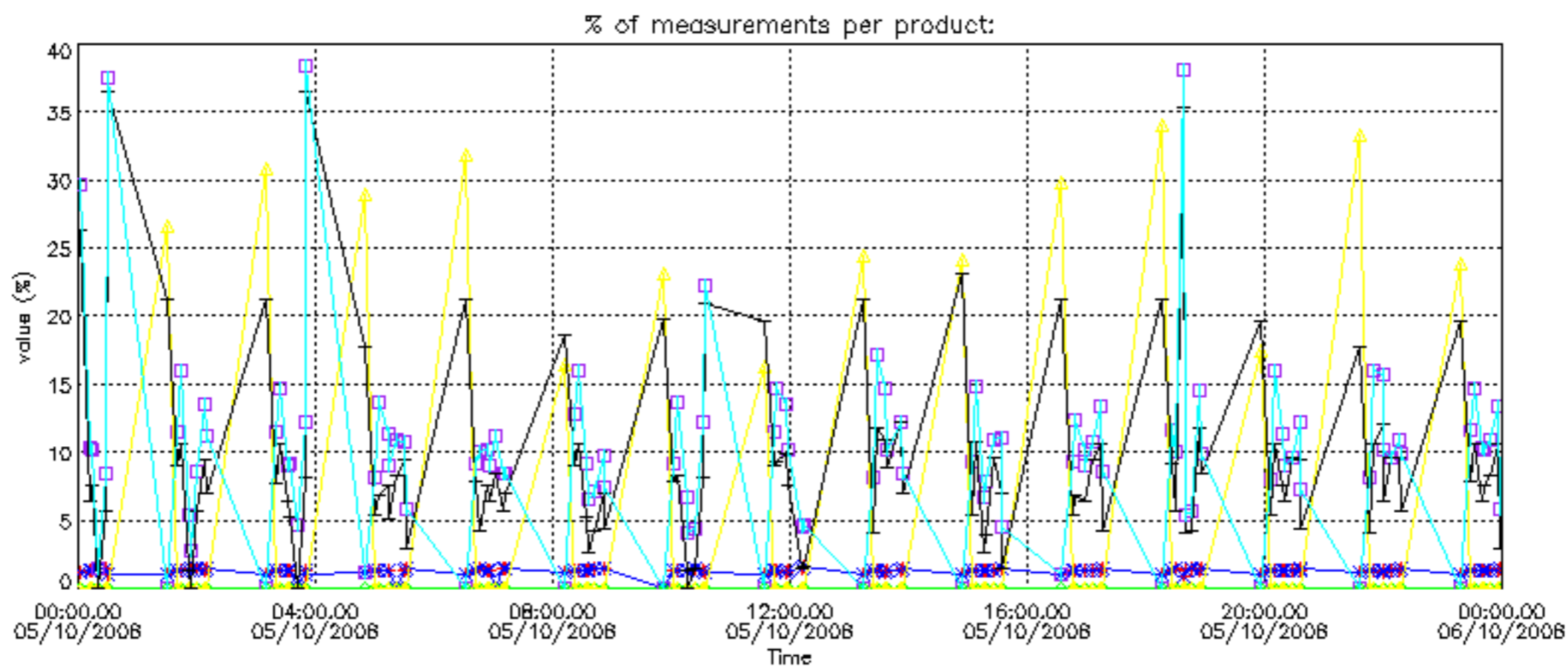
Percentage of flagged data per NO2 profile



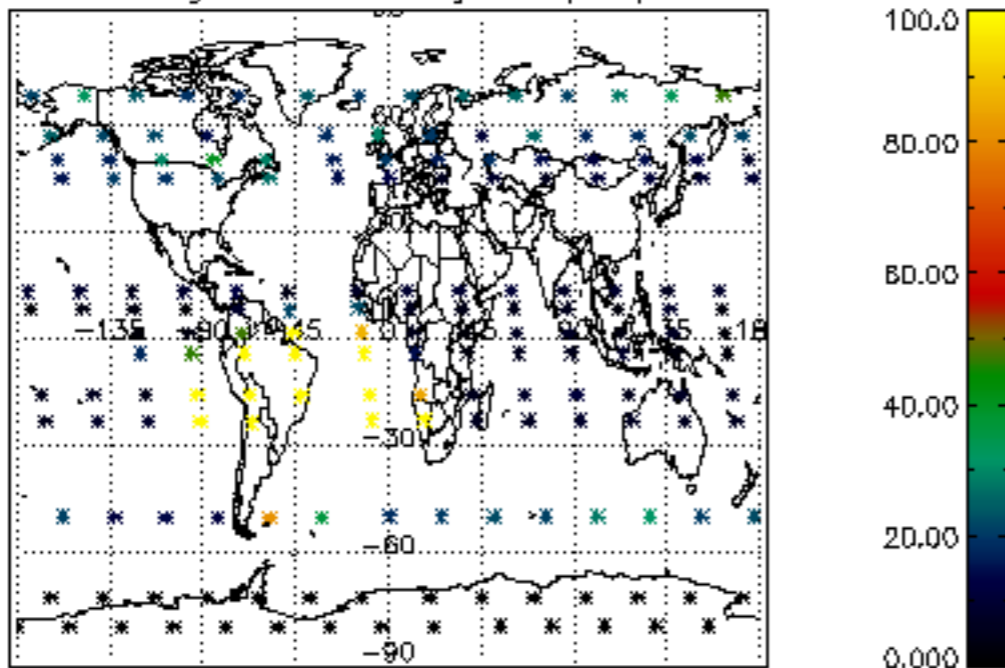
Percentage of flagged data per NO3 profile



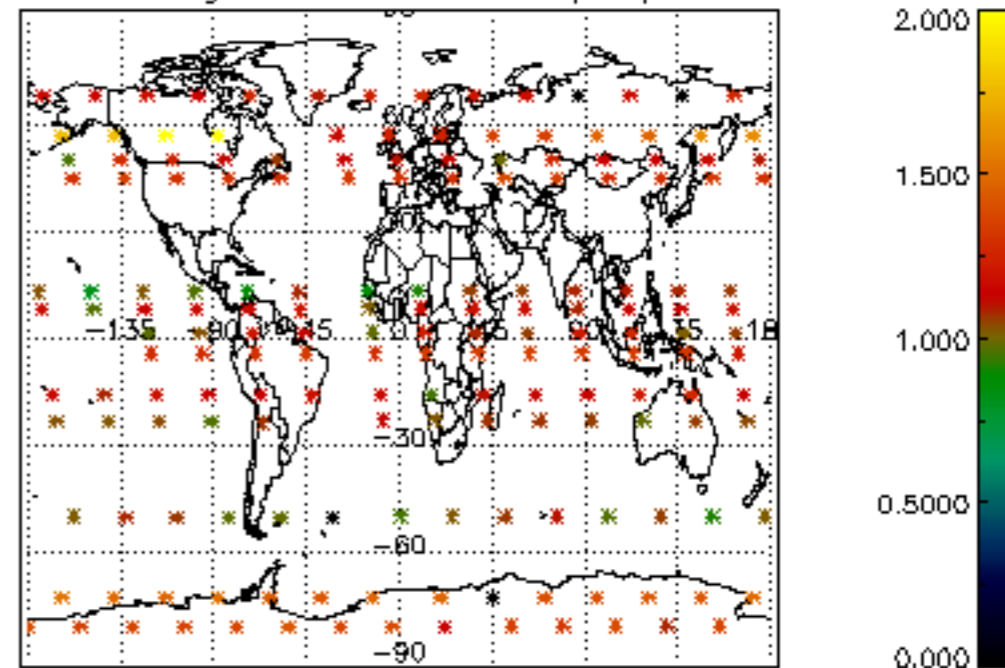




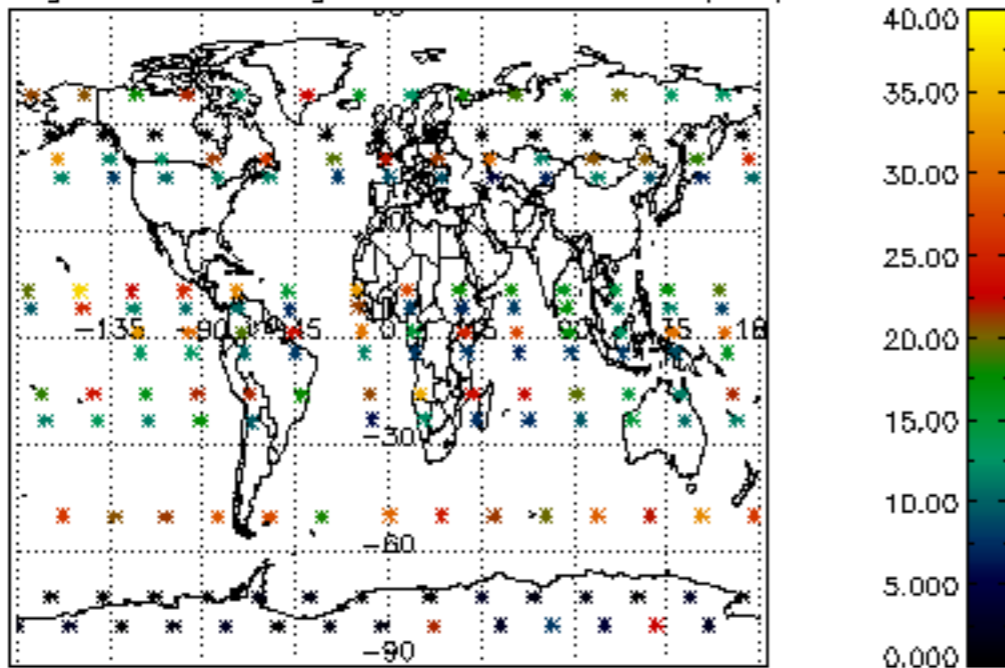
Percentage of cosmic ray hits per profile



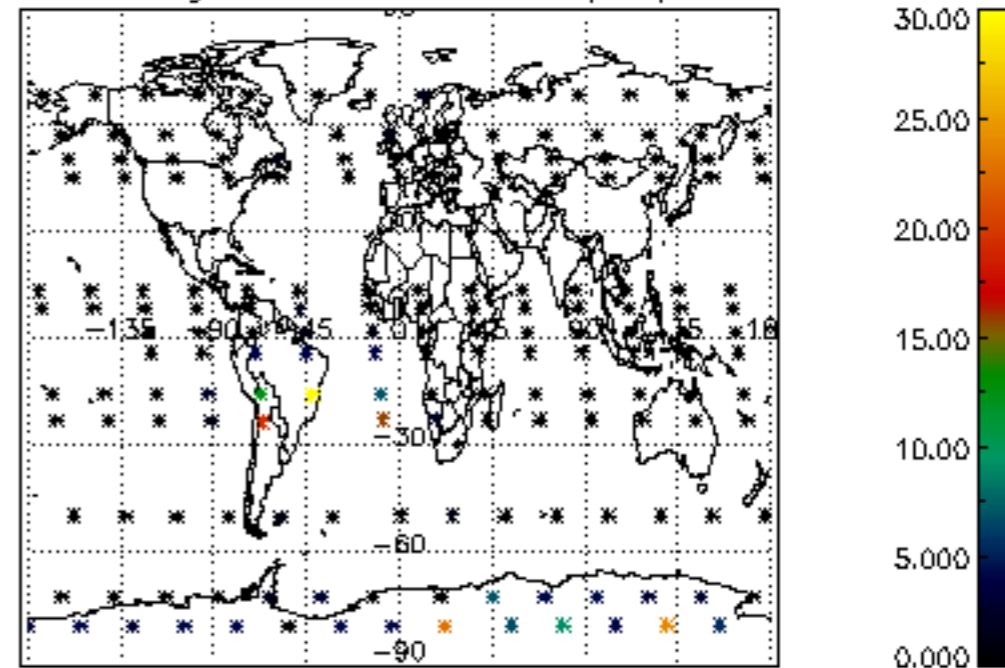
Percentage of datation errors per profile



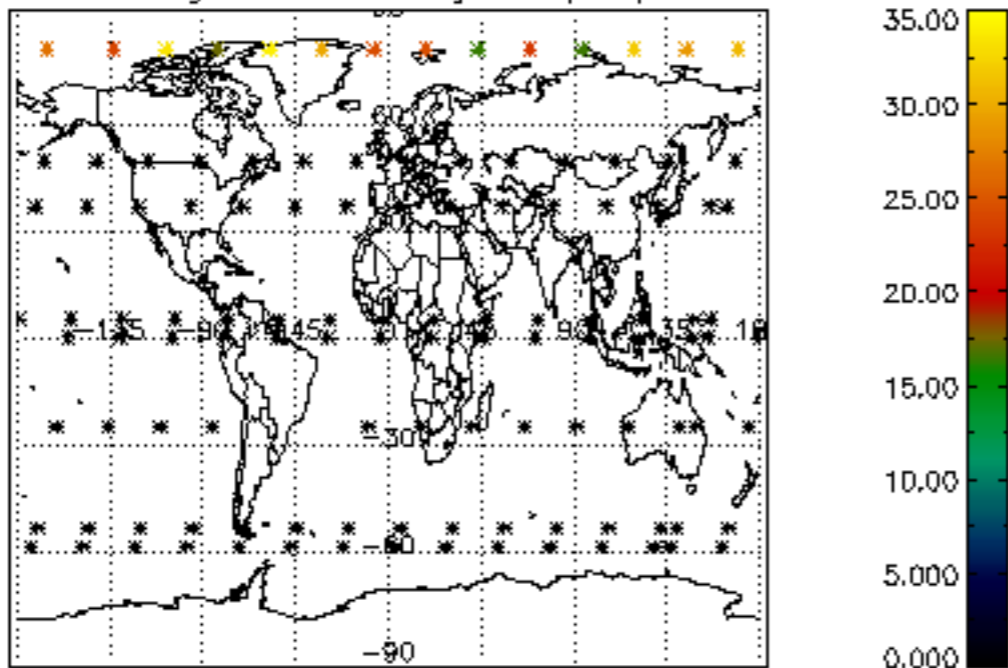
Percentage of star falling outside central band per profile



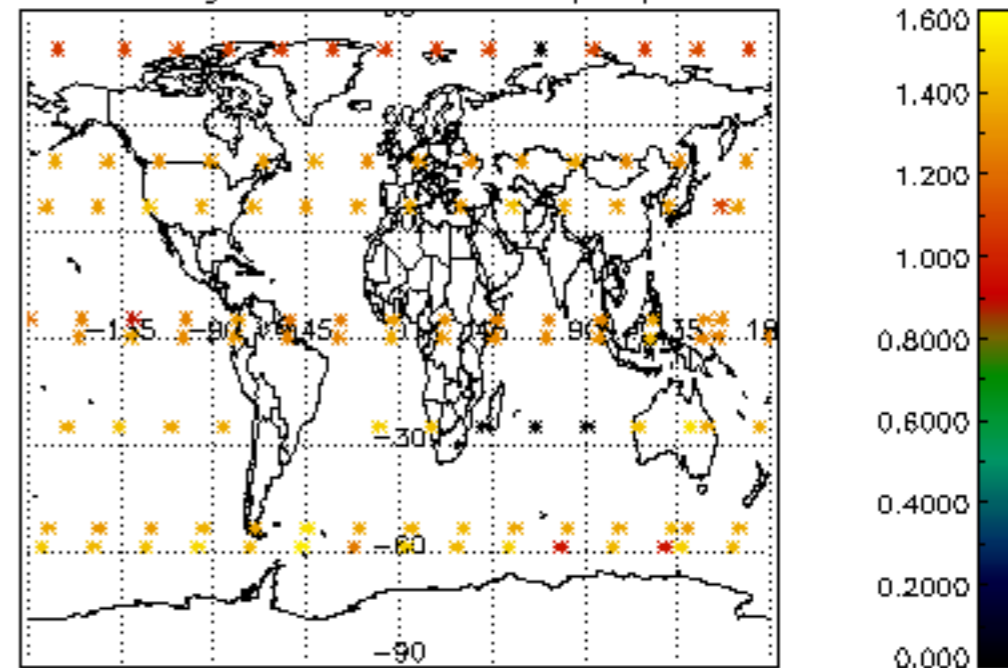
Percentage of saturation errors per profile



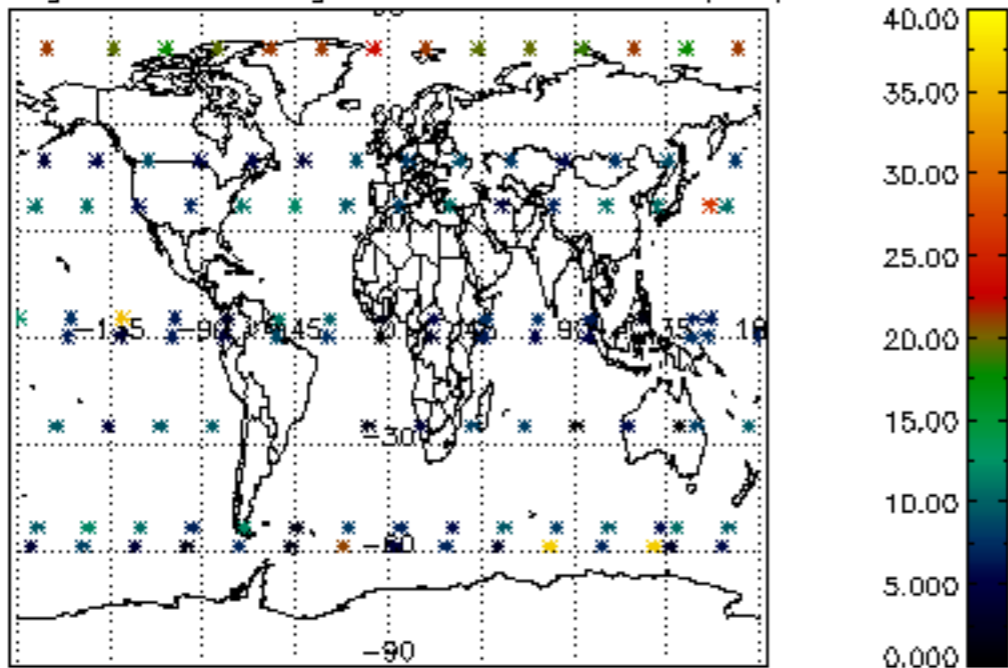
Percentage of cosmic ray hits per profile



Percentage of datation errors per profile



Percentage of star falling outside central band per profile



Percentage of saturation errors per profile

