

# GOMOS Level 2 Daily Report

## SUMMARY

### [1. General Info](#)

### [2. Summary of processed GOM\\_NL\\_2P products](#)

### [3. Level 2 Quality information per product](#)

#### [3.1 Plot of level 2 quality information per product \(time dependant\)](#)

#### [3.2 Plot of level 2 quality information per product \(world map\)](#)

### [4. Level 1 Quality information per product \(stored on level 2 products\)](#)

#### [4.1 Plot of level 1 quality information per product \(time dependant\)](#)

##### [4.1.1 Plot of level 1 quality information per product \(time dependant\): ASCENDING](#)

##### [4.1.2 Plot of level 1 quality information per product \(time dependant\): DESCENDING](#)

#### [4.2 Plot of level 1 quality information per product \(world map\)](#)

##### [4.2.1 Plot of level 1 quality information per product \(world map\): ASCENDING](#)

##### [4.2.2 Plot of level 1 quality information per product \(world map\): DESCENDING](#)

### [5. Ozone profiles based on quality statistics and other trace gas profiles](#)

#### [5.1 Ozone statistics based on quality of products](#)

#### [5.2 Plot ozone profiles for all STD \(dark without errors\)](#)

#### [5.3 Plot ozone profiles where STD < 20% \(dark without errors\)](#)

#### [5.4. Plot ozone profiles where STD < 10% \(dark without errors\)](#)

#### [5.5. Plot ozone profiles where STD < 5% \(dark without errors\)](#)

#### [5.6 Plot NO2 profiles for all STD \(dark without errors\)](#)

#### [5.7 Plot NO3 profiles for all STD \(dark without errors\)](#)

#### [5.8 Plot H2O profiles \(only for occultations of stars 1,2,3,4,13,14,16,26,63 dark without errors\) for all STD](#)

### [6. Auxiliary Data Files used for the production reported in section 2](#)

This report presents the daily analysis on parameters extracted from GOMOS level 2 data (GOM\_NL\_\_2P). It is intended to monitor some important parameters that will impact the quality of these products. A list of level 2 products (and content) that have arrived during the reporting day to the PCF is also given.

Item	Value
Time of report generation	25APR2013 20:34:52
Data source version	GOMOS/6.01
Start time of products	04-10-2008 (04OCT2008 00:00:00)
Stop time of products	05-10-2008 (05OCT2008 00:00:00)
Store outputs in DB	Yes
Nb of level 2 prods	283
Nb of prods with errors	0

## 2. Summary of processed GOM\_NL\_\_2P products.

Nr	Filename	UTC Start time	Limb	Duration	Star Id	Star Name	Star Mag	Star Temp	Nb Meas	Orbit	Prod. error
1	GOM_NL__2PRFIN20081004_000657_000000402072_00360_34482_1417.N1	04-OCT-2008 00:06:57	Dark	39.500	143	Alp Hyi	2.8570	7200.0	79	34482	No
2	GOM_NL__2PRFIN20081004_000825_000000442072_00360_34482_1418.N1	04-OCT-2008 00:08:25	Dark	43.500	9	Alp Eri	0.45300	24000.	87	34482	No
3	GOM_NL__2PRFIN20081004_001342_000000462072_00360_34482_1419.N1	04-OCT-2008 00:13:42	Straylight	46.000	84	Alp Phe	2.3970	4500.0	92	34482	No
4	GOM_NL__2PRFIN20081004_002032_000000472072_00360_34482_1420.N1	04-OCT-2008 00:20:32	Straylight	46.500	52	16Bet Cet	2.0370	4500.0	93	34482	No
5	GOM_NL__2PRFIN20081004_003039_000000362072_00360_34482_1421.N1	04-OCT-2008 00:30:39	Bright	36.000	90	54Alp Peg	2.4870	11000.	72	34482	No
6	GOM_NL__2PRFIN20081004_003415_000000382072_00360_34482_1422.N1	04-OCT-2008 00:34:15	Bright	37.500	93	53Bet Peg	2.5200	3100.0	75	34482	No
7	GOM_NL__2PRFIN20081004_004328_000000362072_00360_34482_1423.N1	04-OCT-2008 00:43:28	Bright	36.000	74	11Bet Cas	2.2680	6600.0	72	34482	No
8	GOM_NL__2PRFIN20081004_004518_000000412072_00360_34482_1424.N1	04-OCT-2008 00:45:18	Bright	40.500	110	37Del Cas	2.6780	8900.0	81	34482	No
9	GOM_NL__2PRFIN20081004_005136_000000342072_00360_34482_1425.N1	04-OCT-2008 00:51:36	Bright	33.500	49	1Alp UMi	1.9900	6300.0	67	34482	No
10	GOM_NL__2PRFIN20081004_005938_000000372072_00360_34482_1426.N1	04-OCT-2008 00:59:38	Bright	36.500	36	50Alp UMa	1.8000	6300.0	73	34482	No
11	GOM_NL__2PRFIN20081004_010109_000000342072_00360_34482_1427.N1	04-OCT-2008 01:01:09	Bright	34.000	82	48Bet UMa	2.3650	10600.	68	34482	No
12	GOM_NL__2PRFIN20081004_011105_000000372072_00360_34482_1428.N1	04-OCT-2008 01:11:05	Bright	36.500	166	17Eps Leo	2.9800	6000.0	73	34482	No
13	GOM_NL__2PRFIN20081004_011410_000000352072_00360_34482_1429.N1	04-OCT-2008 01:14:10	Bright	34.500	22	32Alp Leo	1.3600	15200.	69	34482	No
14	GOM_NL__2PRFIN20081004_012049_000000452072_00360_34482_1430.N1	04-OCT-2008 01:20:49	Twilight	44.500	48	30Alp Hya	1.9770	4100.0	89	34482	No
15	GOM_NL__2PRFIN20081004_013029_000000432072_00360_34482_1431.N1	04-OCT-2008 01:30:29	Dark	43.000	65	Lam Vel	2.2040	4400.0	86	34482	No
16	GOM_NL__2PRFIN20081004_013157_000000432072_00360_34482_1432.N1	04-OCT-2008 01:31:57	Dark	42.500	70	Zet Pup	2.2460	39000.	85	34482	No
17	GOM_NL__2PRFIN20081004_013345_000000372072_00360_34482_1433.N1	04-OCT-2008 01:33:45	Dark	37.000	46	Del Vel	1.9540	10600.	74	34482	No
18	GOM_NL__2PRFIN20081004_013707_000000412072_00361_34483_1427.N1	04-OCT-2008 01:37:07	Dark	41.000	161	Tau Pup	2.9310	4500.0	82	34483	No
19	GOM_NL__2PRFIN20081004_013831_000000562072_00361_34483_1428.N1	04-OCT-2008 01:38:31	Dark	55.500	2	Alp Car	-0.73600	7000.0	111	34483	No
20	GOM_NL__2PRFIN20081004_014734_000000382072_00361_34483_1429.N1	04-OCT-2008 01:47:34	Dark	38.000	143	Alp Hyi	2.8570	7200.0	76	34483	No
21	GOM_NL__2PRFIN20081004_014901_000000492072_00361_34483_1430.N1	04-OCT-2008 01:49:01	Dark	49.000	9	Alp Eri	0.45300	24000.	98	34483	No
22	GOM_NL__2PRFIN20081004_015418_000000402072_00361_34483_1431.N1	04-OCT-2008 01:54:18	Straylight	40.000	84	Alp Phe	2.3970	4500.0	80	34483	No
23	GOM_NL__2PRFIN20081004_020108_000000472072_00361_34483_1432.N1	04-OCT-2008 02:01:08	Straylight	47.000	52	16Bet Cet	2.0370	4500.0	94	34483	No
24	GOM_NL__2PRFIN20081004_021115_000000372072_00361_34483_1433.N1	04-OCT-2008 02:11:15	Bright	36.500	90	54Alp Peg	2.4870	11000.	73	34483	No
25	GOM_NL__2PRFIN20081004_021451_000000382072_00361_34483_1434.N1	04-OCT-2008 02:14:51	Bright	37.500	93	53Bet Peg	2.5200	3100.0	75	34483	No
26	GOM_NL__2PRFIN20081004_022404_000000352072_00361_34483_1435.N1	04-OCT-2008 02:24:04	Bright	34.500	74	11Bet Cas	2.2680	6600.0	69	34483	No
27	GOM_NL__2PRFIN20081004_022553_000000412072_00361_34483_1436.N1	04-OCT-2008 02:25:53	Bright	41.000	110	37Del Cas	2.6780	8900.0	82	34483	No
28	GOM_NL__2PRFIN20081004_023212_000000322072_00361_34483_1437.N1	04-OCT-2008 02:32:12	Bright	32.000	49	1Alp UMi	1.9900	6300.0	64	34483	No
29	GOM_NL__2PRFIN20081004_024014_000000372072_00361_34483_1438.N1	04-OCT-2008 02:40:14	Bright	36.500	36	50Alp UMa	1.8000	6300.0	73	34483	No
30	GOM_NL__2PRFIN20081004_024145_000000522072_00361_34483_1439.N1	04-OCT-2008 02:41:45	Bright	52.000	82	48Bet UMa	2.3650	10600.	104	34483	No
31	GOM_NL__2PRFIN20081004_025141_000000362072_00361_34483_1440.N1	04-OCT-2008 02:51:41	Bright	35.500	166	17Eps Leo	2.9800	6000.0	71	34483	No
32	GOM_NL__2PRFIN20081004_025447_000000352072_00361_34483_1441.N1	04-OCT-2008 02:54:47	Bright	34.500	22	32Alp Leo	1.3600	15200.	69	34483	No
33	GOM_NL__2PRFIN20081004_030125_000000442072_00361_34483_1442.N1	04-OCT-2008 03:01:25	Twilight	43.500	48	30Alp Hya	1.9770	4100.0	87	34483	No
34	GOM_NL__2PRFIN20081004_030852_000000472072_00361_34483_1443.N1	04-OCT-2008 03:08:52	Dark	46.500	132	15Rho Pup	2.8030	6900.0	93	34483	No
35	GOM_NL__2PRFIN20081004_031105_000000452072_00361_34483_1444.N1	04-OCT-2008 03:11:05	Dark	44.500	65	Lam Vel	2.2040	4400.0	89	34483	No
36	GOM_NL__2PRFIN20081004_031421_000000392072_00361_34483_1445.N1	04-OCT-2008 03:14:21	Dark	39.000	46	Del Vel	1.9540	10600.	78	34483	No
37	GOM_NL__2PRFIN20081004_031743_000000462072_00362_34484_1435.N1	04-OCT-2008 03:17:43	Dark	45.500	161	Tau Pup	2.9310	4500.0	91	34484	No
38	GOM_NL__2PRFIN20081004_031908_000000462072_00362_34484_1436.N1	04-OCT-2008 03:19:08	Dark	46.000	2	Alp Car	-0.73600	7000.0	92	34484	No
39	GOM_NL__2PRFIN20081004_032810_000000392072_00362_34484_1437.N1	04-OCT-2008 03:28:10	Dark	38.500	143	Alp Hyi	2.8570	7200.0	77	34484	No
40	GOM_NL__2PRFIN20081004_032938_000000402072_00362_34484_1438.N1	04-OCT-2008 03:29:38	Dark	39.500	9	Alp Eri	0.45300	24000.	79	34484	No
41	GOM_NL__2PRFIN20081004_033454_000000432072_00362_34484_1439.N1	04-OCT-2008 03:34:54	Straylight	43.000	84	Alp Phe	2.3970	4500.0	86	34484	No
42	GOM_NL__2PRFIN20081004_034144_000000452072_00362_34484_1440.N1	04-OCT-2008 03:41:44	Straylight	45.000	52	16Bet Cet	2.0370	4500.0	90	34484	No

43	GOM_NL__2PRFIN20081004_035151_000000372072_00362_34484_1441.N1	04-OCT-2008 03:51:51	Bright	36.500	90	54Alp Peg	2.4870	11000.	73	34484	No
44	GOM_NL__2PRFIN20081004_035527_000000372072_00362_34484_1442.N1	04-OCT-2008 03:55:27	Bright	36.500	93	53Bet Peg	2.5200	3100.0	73	34484	No
45	GOM_NL__2PRFIN20081004_040439_000000382072_00362_34484_1443.N1	04-OCT-2008 04:04:39	Bright	37.500	74	11Bet Cas	2.2680	6600.0	75	34484	No
46	GOM_NL__2PRFIN20081004_040629_000000402072_00362_34484_1444.N1	04-OCT-2008 04:06:29	Bright	39.500	110	37Del Cas	2.6780	8900.0	79	34484	No
47	GOM_NL__2PRFIN20081004_041248_000000362072_00362_34484_1445.N1	04-OCT-2008 04:12:48	Bright	35.500	49	1Alp UMi	1.9900	6300.0	71	34484	No
48	GOM_NL__2PRFIN20081004_042050_000000372072_00362_34484_1446.N1	04-OCT-2008 04:20:50	Bright	36.500	36	50Alp UMa	1.8000	6300.0	73	34484	No
49	GOM_NL__2PRFIN20081004_042221_000000522072_00362_34484_1447.N1	04-OCT-2008 04:22:21	Bright	52.000	82	48Bet UMa	2.3650	10600.	104	34484	No
50	GOM_NL__2PRFIN20081004_043217_000000362072_00362_34484_1448.N1	04-OCT-2008 04:32:17	Bright	35.500	166	17Eps Leo	2.9800	6000.0	71	34484	No
51	GOM_NL__2PRFIN20081004_043523_000000342072_00362_34484_1449.N1	04-OCT-2008 04:35:23	Bright	34.000	22	32Alp Leo	1.3600	15200.	68	34484	No
52	GOM_NL__2PRFIN20081004_044202_000000472072_00362_34484_1450.N1	04-OCT-2008 04:42:02	Twilight	46.500	48	30Alp Hya	1.9770	4100.0	93	34484	No
53	GOM_NL__2PRFIN20081004_044929_000000512072_00362_34484_1451.N1	04-OCT-2008 04:49:29	Dark	50.500	132	15Rho Pup	2.8030	6900.0	101	34484	No
54	GOM_NL__2PRFIN20081004_045142_000000442072_00362_34484_1452.N1	04-OCT-2008 04:51:42	Dark	44.000	65	Lam Vel	2.2040	4400.0	88	34484	No
55	GOM_NL__2PRFIN20081004_045310_000000412072_00362_34484_1453.N1	04-OCT-2008 04:53:10	Dark	41.000	70	Zet Pup	2.2460	39000.	82	34484	No
56	GOM_NL__2PRFIN20081004_045458_000000412072_00362_34484_1454.N1	04-OCT-2008 04:54:58	Dark	40.500	46	Del Vel	1.9540	10600.	81	34484	No
57	GOM_NL__2PRFIN20081004_045820_000000432072_00363_34485_1441.N1	04-OCT-2008 04:58:20	Dark	43.000	161	Tau Pup	2.9310	4500.0	86	34485	No
58	GOM_NL__2PRFIN20081004_045944_000000602072_00363_34485_1442.N1	04-OCT-2008 04:59:44	Dark	59.500	2	Alp Car	-0.73600	7000.0	119	34485	No
59	GOM_NL__2PRFIN20081004_050846_000000382072_00363_34485_1443.N1	04-OCT-2008 05:08:46	Dark	38.000	143	Alp Hyi	2.8570	7200.0	76	34485	No
60	GOM_NL__2PRFIN20081004_051014_000000442072_00363_34485_1444.N1	04-OCT-2008 05:10:14	Dark	44.000	9	Alp Eri	0.45300	24000.	88	34485	No
61	GOM_NL__2PRFIN20081004_051531_000000392072_00363_34485_1445.N1	04-OCT-2008 05:15:31	Straylight	38.500	84	Alp Phe	2.3970	4500.0	77	34485	No
62	GOM_NL__2PRFIN20081004_052220_000000452072_00363_34485_1446.N1	04-OCT-2008 05:22:20	Straylight	45.000	52	16Bet Cet	2.0370	4500.0	90	34485	No
63	GOM_NL__2PRFIN20081004_053227_000000362072_00363_34485_1447.N1	04-OCT-2008 05:32:27	Bright	36.000	90	54Alp Peg	2.4870	11000.	72	34485	No
64	GOM_NL__2PRFIN20081004_053603_000000352072_00363_34485_1448.N1	04-OCT-2008 05:36:03	Bright	35.000	93	53Bet Peg	2.5200	3100.0	70	34485	No
65	GOM_NL__2PRFIN20081004_054515_000000392072_00363_34485_1449.N1	04-OCT-2008 05:45:15	Bright	38.500	74	11Bet Cas	2.2680	6600.0	77	34485	No
66	GOM_NL__2PRFIN20081004_054704_000000402072_00363_34485_1450.N1	04-OCT-2008 05:47:04	Bright	40.000	110	37Del Cas	2.6780	8900.0	80	34485	No
67	GOM_NL__2PRFIN20081004_055324_000000362072_00363_34485_1451.N1	04-OCT-2008 05:53:24	Bright	36.000	49	1Alp UMi	1.9900	6300.0	72	34485	No
68	GOM_NL__2PRFIN20081004_060126_000000372072_00363_34485_1452.N1	04-OCT-2008 06:01:26	Bright	36.500	36	50Alp UMa	1.8000	6300.0	73	34485	No
69	GOM_NL__2PRFIN20081004_060257_000000522072_00363_34485_1453.N1	04-OCT-2008 06:02:57	Bright	52.000	82	48Bet UMa	2.3650	10600.	104	34485	No
70	GOM_NL__2PRFIN20081004_061253_000000372072_00363_34485_1454.N1	04-OCT-2008 06:12:53	Bright	36.500	166	17Eps Leo	2.9800	6000.0	73	34485	No
71	GOM_NL__2PRFIN20081004_061559_000000342072_00363_34485_1455.N1	04-OCT-2008 06:15:59	Bright	34.000	22	32Alp Leo	1.3600	15200.	68	34485	No
72	GOM_NL__2PRFIN20081004_062238_000000472072_00363_34485_1456.N1	04-OCT-2008 06:22:38	Twilight	47.000	48	30Alp Hya	1.9770	4100.0	94	34485	No
73	GOM_NL__2PRFIN20081004_063006_000000482072_00363_34485_1457.N1	04-OCT-2008 06:30:06	Dark	47.500	132	15Rho Pup	2.8030	6900.0	95	34485	No
74	GOM_NL__2PRFIN20081004_063218_000000452072_00363_34485_1458.N1	04-OCT-2008 06:32:18	Dark	45.000	65	Lam Vel	2.2040	4400.0	90	34485	No
75	GOM_NL__2PRFIN20081004_063347_000000412072_00363_34485_1459.N1	04-OCT-2008 06:33:47	Dark	40.500	70	Zet Pup	2.2460	39000.	81	34485	No
76	GOM_NL__2PRFIN20081004_063534_000000402072_00363_34485_1460.N1	04-OCT-2008 06:35:34	Dark	40.000	46	Del Vel	1.9540	10600.	80	34485	No
77	GOM_NL__2PRFIN20081004_063857_000000432072_00364_34486_1453.N1	04-OCT-2008 06:38:57	Dark	43.000	161	Tau Pup	2.9310	4500.0	86	34486	No
78	GOM_NL__2PRFIN20081004_064021_000000582072_00364_34486_1454.N1	04-OCT-2008 06:40:21	Dark	58.000	2	Alp Car	-0.73600	7000.0	116	34486	No
79	GOM_NL__2PRFIN20081004_064923_000000382072_00364_34486_1455.N1	04-OCT-2008 06:49:23	Dark	38.000	143	Alp Hyi	2.8570	7200.0	76	34486	No
80	GOM_NL__2PRFIN20081004_065050_000000512072_00364_34486_1456.N1	04-OCT-2008 06:50:50	Dark	51.000	9	Alp Eri	0.45300	24000.	102	34486	No
81	GOM_NL__2PRFIN20081004_065607_000000442072_00364_34486_1457.N1	04-OCT-2008 06:56:07	Straylight	44.000	84	Alp Phe	2.3970	4500.0	88	34486	No
82	GOM_NL__2PRFIN20081004_070256_000000452072_00364_34486_1458.N1	04-OCT-2008 07:02:56	Straylight	44.500	52	16Bet Cet	2.0370	4500.0	89	34486	No
83	GOM_NL__2PRFIN20081004_071303_000000352072_00364_34486_1459.N1	04-OCT-2008 07:13:03	Bright	34.500	90	54Alp Peg	2.4870	11000.	69	34486	No
84	GOM_NL__2PRFIN20081004_071639_000000352072_00364_34486_1460.N1	04-OCT-2008 07:16:39	Bright	35.000	93	53Bet Peg	2.5200	3100.0	70	34486	No
85	GOM_NL__2PRFIN20081004_072539_000000402072_00364_34486_1461.N1	04-OCT-2008 07:25:39	Bright	40.000	68	18Alp Cas	2.2250	4500.0	80	34486	No
86	GOM_NL__2PRFIN20081004_072705_000000402072_00364_34486_1462.N1	04-OCT-2008 07:27:05	Bright	39.500	76	27Gam Cas	2.3000	30000.	79	34486	No
87	GOM_NL__2PRFIN20081004_073400_000000362072_00364_34486_1463.N1	04-OCT-2008 07:34:00	Bright	36.000	49	1Alp UMi	1.9900	6300.0	72	34486	No
88	GOM_NL__2PRFIN20081004_074202_000000352072_00364_34486_1464.N1	04-OCT-2008 07:42:02	Bright	35.000	36	50Alp UMa	1.8000	6300.0	70	34486	No
89	GOM_NL__2PRFIN20081004_074333_000000342072_00364_34486_1465.N1	04-OCT-2008 07:43:33	Bright	34.000	82	48Bet UMa	2.3650	10600.	68	34486	No
90	GOM_NL__2PRFIN20081004_075330_000000332072_00364_34486_1466.N1	04-OCT-2008 07:53:30	Bright	33.000	166	17Eps Leo	2.9800	6000.0	66	34486	No
91	GOM_NL__2PRFIN20081004_075635_000000332072_00364_34486_1467.N1	04-OCT-2008 07:56:35	Bright	32.500	22	32Alp Leo	1.3600	15200.	65	34486	No
92	GOM_NL__2PRFIN20081004_080315_000000482072_00364_34486_1468.N1	04-OCT-2008 08:03:15	Twilight	48.000	48	30Alp Hya	1.9770	4100.0	96	34486	No
93	GOM_NL__2PRFIN20081004_081043_000000492072_00364_34486_1469.N1	04-OCT-2008 08:10:43	Dark	48.500	132	15Rho Pup	2.8030	6900.0	97	34486	No
94	GOM_NL__2PRFIN20081004_081255_000000442072_00364_34486_1470.N1	04-OCT-2008 08:12:55	Dark	43.500	65	Lam Vel	2.2040	4400.0	87	34486	No
95	GOM_NL__2PRFIN20081004_081424_000000432072_00364_34486_1471.N1	04-OCT-2008 08:14:24	Dark	43.000	70	Zet Pup	2.2460	39000.	86	34486	No
96	GOM_NL__2PRFIN20081004_081611_000000402072_00364_34486_1472.N1	04-OCT-2008 08:16:11	Dark	40.000	46	Del Vel	1.9540	10600.	80	34486	No
97	GOM_NL__2PRFIN20081004_081934_000000442072_00365_34487_1512.N1	04-OCT-2008 08:19:34	Dark	43.500	161	Tau Pup	2.9310	4500.0	87	34487	No
98	GOM_NL__2PRFIN20081004_082058_000000602072_00365_34487_1513.N1	04-OCT-2008 08:20:58	Dark	60.000	2	Alp Car	-0.73600	7000.0	120	34487	No
99	GOM_NL__2PRFIN20081004_082959_000000362072_00365_34487_1514.N1	04-OCT-2008 08:29:59	Dark	36.000	143	Alp Hyi	2.8570	7200.0	72	34487	No
100	GOM_NL__2PRFIN20081004_083127_000000522072_00365_34487_1515.N1	04-OCT-2008 08:31:27	Dark	51.500	9	Alp Eri	0.45300	24000.	103	34487	No
101	GOM_NL__2PRFIN20081004_083643_000000392072_00365_34487_1516.N1	04-OCT-2008 08:36:43	Straylight	38.500	84	Alp Phe	2.3970	4500.0	77	34487	No

102	GOM_NL__2PRFIN20081004_084332_000000472072_00365_34487_1517.N1	04-OCT-2008 08:43:32	Straylight	47.000	52	16Bet Cet	2.0370	4500.0	94	34487	No
103	GOM_NL__2PRFIN20081004_085339_000000362072_00365_34487_1518.N1	04-OCT-2008 08:53:39	Bright	36.000	90	54Alp Peg	2.4870	11000.	72	34487	No
104	GOM_NL__2PRFIN20081004_085715_000000372072_00365_34487_1519.N1	04-OCT-2008 08:57:15	Bright	36.500	93	53Bet Peg	2.5200	3100.0	73	34487	No
105	GOM_NL__2PRFIN20081004_090615_000000372072_00365_34487_1520.N1	04-OCT-2008 09:06:15	Bright	37.000	68	18Alp Cas	2.2250	4500.0	74	34487	No
106	GOM_NL__2PRFIN20081004_090741_000000392072_00365_34487_1521.N1	04-OCT-2008 09:07:41	Bright	39.000	76	27Gam Cas	2.3000	30000.	78	34487	No
107	GOM_NL__2PRFIN20081004_091435_000000362072_00365_34487_1522.N1	04-OCT-2008 09:14:35	Bright	35.500	49	1Alp UMi	1.9900	6300.0	71	34487	No
108	GOM_NL__2PRFIN20081004_092238_000000352072_00365_34487_1523.N1	04-OCT-2008 09:22:38	Bright	34.500	36	50Alp UMa	1.8000	6300.0	69	34487	No
109	GOM_NL__2PRFIN20081004_092409_000000342072_00365_34487_1524.N1	04-OCT-2008 09:24:09	Bright	34.000	82	48Bet UMa	2.3650	10600.	68	34487	No
110	GOM_NL__2PRFIN20081004_093406_000000372072_00365_34487_1525.N1	04-OCT-2008 09:34:06	Bright	36.500	166	17Eps Leo	2.9800	6000.0	73	34487	No
111	GOM_NL__2PRFIN20081004_093711_000000332072_00365_34487_1526.N1	04-OCT-2008 09:37:11	Bright	32.500	22	32Alp Leo	1.3600	15200.	65	34487	No
112	GOM_NL__2PRFIN20081004_094351_000000512072_00365_34487_1527.N1	04-OCT-2008 09:43:51	Twilight	50.500	48	30Alp Hya	1.9770	4100.0	101	34487	No
113	GOM_NL__2PRFIN20081004_095120_000000502072_00365_34487_1528.N1	04-OCT-2008 09:51:20	Dark	49.500	132	15Rho Pup	2.8030	6900.0	99	34487	No
114	GOM_NL__2PRFIN20081004_095331_000000432072_00365_34487_1529.N1	04-OCT-2008 09:53:31	Dark	43.000	65	Lam Vel	2.2040	4400.0	86	34487	No
115	GOM_NL__2PRFIN20081004_095500_000000442072_00365_34487_1530.N1	04-OCT-2008 09:55:00	Dark	44.000	70	Zet Pup	2.2460	39000.	88	34487	No
116	GOM_NL__2PRFIN20081004_095647_000000422072_00365_34487_1531.N1	04-OCT-2008 09:56:47	Dark	42.000	46	Del Vel	1.9540	10600.	84	34487	No
117	GOM_NL__2PRFIN20081004_100010_000000412072_00366_34488_1529.N1	04-OCT-2008 10:00:10	Dark	41.000	161	Tau Pup	2.9310	4500.0	82	34488	No
118	GOM_NL__2PRFIN20081004_100134_000000542072_00366_34488_1530.N1	04-OCT-2008 10:01:34	Dark	53.500	2	Alp Car	-0.73600	7000.0	107	34488	No
119	GOM_NL__2PRFIN20081004_101035_000000382072_00366_34488_1531.N1	04-OCT-2008 10:10:35	Dark	37.500	143	Alp Hyi	2.8570	7200.0	75	34488	No
120	GOM_NL__2PRFIN20081004_101203_000000502072_00366_34488_1532.N1	04-OCT-2008 10:12:03	Dark	49.500	9	Alp Eri	0.45300	24000.	99	34488	No
121	GOM_NL__2PRFIN20081004_101719_000000412072_00366_34488_1533.N1	04-OCT-2008 10:17:19	Straylight	41.000	84	Alp Phe	2.3970	4500.0	82	34488	No
122	GOM_NL__2PRFIN20081004_102408_000000462072_00366_34488_1534.N1	04-OCT-2008 10:24:08	Straylight	46.000	52	16Bet Cet	2.0370	4500.0	92	34488	No
123	GOM_NL__2PRFIN20081004_103415_000000362072_00366_34488_1535.N1	04-OCT-2008 10:34:15	Bright	36.000	90	54Alp Peg	2.4870	11000.	72	34488	No
124	GOM_NL__2PRFIN20081004_103751_000000352072_00366_34488_1536.N1	04-OCT-2008 10:37:51	Bright	35.000	93	53Bet Peg	2.5200	3100.0	70	34488	No
125	GOM_NL__2PRFIN20081004_104650_000000392072_00366_34488_1537.N1	04-OCT-2008 10:46:50	Bright	39.000	68	18Alp Cas	2.2250	4500.0	78	34488	No
126	GOM_NL__2PRFIN20081004_104816_000000402072_00366_34488_1538.N1	04-OCT-2008 10:48:16	Bright	39.500	76	27Gam Cas	2.3000	30000.	79	34488	No
127	GOM_NL__2PRFIN20081004_105511_000000372072_00366_34488_1539.N1	04-OCT-2008 10:55:11	Bright	36.500	49	1Alp UMi	1.9900	6300.0	73	34488	No
128	GOM_NL__2PRFIN20081004_110314_000000332072_00366_34488_1540.N1	04-OCT-2008 11:03:14	Bright	33.000	36	50Alp UMa	1.8000	6300.0	66	34488	No
129	GOM_NL__2PRFIN20081004_110445_000000442072_00366_34488_1541.N1	04-OCT-2008 11:04:45	Bright	43.500	82	48Bet UMa	2.3650	10600.	87	34488	No
130	GOM_NL__2PRFIN20081004_111442_000000352072_00366_34488_1542.N1	04-OCT-2008 11:14:42	Bright	35.000	166	17Eps Leo	2.9800	6000.0	70	34488	No
131	GOM_NL__2PRFIN20081004_111748_000000332072_00366_34488_1543.N1	04-OCT-2008 11:17:48	Bright	32.500	22	32Alp Leo	1.3600	15200.	65	34488	No
132	GOM_NL__2PRFIN20081004_112427_000000512072_00366_34488_1544.N1	04-OCT-2008 11:24:27	Twilight	51.000	48	30Alp Hya	1.9770	4100.0	102	34488	No
133	GOM_NL__2PRFIN20081004_113156_000000492072_00366_34488_1545.N1	04-OCT-2008 11:31:56	Dark	48.500	132	15Rho Pup	2.8030	6900.0	97	34488	No
134	GOM_NL__2PRFIN20081004_113407_000000412072_00366_34488_1546.N1	04-OCT-2008 11:34:07	Dark	41.000	65	Lam Vel	2.2040	4400.0	82	34488	No
135	GOM_NL__2PRFIN20081004_113723_000000402072_00366_34488_1547.N1	04-OCT-2008 11:37:23	Dark	39.500	46	Del Vel	1.9540	10600.	79	34488	No
136	GOM_NL__2PRFIN20081004_113859_000000482072_00367_34489_1543.N1	04-OCT-2008 11:38:59	Dark	47.500	41	Eps Car	1.8600	4100.0	95	34489	No
137	GOM_NL__2PRFIN20081004_114047_000000442072_00367_34489_1544.N1	04-OCT-2008 11:40:47	Dark	44.000	161	Tau Pup	2.9310	4500.0	88	34489	No
138	GOM_NL__2PRFIN20081004_114211_000000482072_00367_34489_1545.N1	04-OCT-2008 11:42:11	Dark	48.000	2	Alp Car	-0.73600	7000.0	96	34489	No
139	GOM_NL__2PRFIN20081004_115112_000000392072_00367_34489_1546.N1	04-OCT-2008 11:51:12	Dark	38.500	143	Alp Hyi	2.8570	7200.0	77	34489	No
140	GOM_NL__2PRFIN20081004_115239_000000442072_00367_34489_1547.N1	04-OCT-2008 11:52:39	Dark	44.000	9	Alp Eri	0.45300	24000.	88	34489	No
141	GOM_NL__2PRFIN20081004_115755_000000422072_00367_34489_1548.N1	04-OCT-2008 11:57:55	Straylight	41.500	84	Alp Phe	2.3970	4500.0	83	34489	No
142	GOM_NL__2PRFIN20081004_120444_000000472072_00367_34489_1549.N1	04-OCT-2008 12:04:44	Straylight	46.500	52	16Bet Cet	2.0370	4500.0	93	34489	No
143	GOM_NL__2PRFIN20081004_121451_000000362072_00367_34489_1550.N1	04-OCT-2008 12:14:51	Bright	36.000	90	54Alp Peg	2.4870	11000.	72	34489	No
144	GOM_NL__2PRFIN20081004_121827_000000422072_00367_34489_1551.N1	04-OCT-2008 12:18:27	Bright	42.000	93	53Bet Peg	2.5200	3100.0	84	34489	No
145	GOM_NL__2PRFIN20081004_122726_000000402072_00367_34489_1552.N1	04-OCT-2008 12:27:26	Bright	40.000	68	18Alp Cas	2.2250	4500.0	80	34489	No
146	GOM_NL__2PRFIN20081004_122852_000000362072_00367_34489_1553.N1	04-OCT-2008 12:28:52	Bright	36.000	76	27Gam Cas	2.3000	30000.	72	34489	No
147	GOM_NL__2PRFIN20081004_123547_000000372072_00367_34489_1554.N1	04-OCT-2008 12:35:47	Bright	37.000	49	1Alp UMi	1.9900	6300.0	74	34489	No
148	GOM_NL__2PRFIN20081004_124350_000000332072_00367_34489_1555.N1	04-OCT-2008 12:43:50	Bright	32.500	36	50Alp UMa	1.8000	6300.0	65	34489	No
149	GOM_NL__2PRFIN20081004_124521_000000332072_00367_34489_1556.N1	04-OCT-2008 12:45:21	Bright	32.500	82	48Bet UMa	2.3650	10600.	65	34489	No
150	GOM_NL__2PRFIN20081004_125518_000000372072_00367_34489_1557.N1	04-OCT-2008 12:55:18	Bright	37.000	166	17Eps Leo	2.9800	6000.0	74	34489	No
151	GOM_NL__2PRFIN20081004_125824_000000342072_00367_34489_1558.N1	04-OCT-2008 12:58:24	Bright	34.000	22	32Alp Leo	1.3600	15200.	68	34489	No
152	GOM_NL__2PRFIN20081004_130504_000000492072_00367_34489_1559.N1	04-OCT-2008 13:05:04	Twilight	49.000	48	30Alp Hya	1.9770	4100.0	98	34489	No
153	GOM_NL__2PRFIN20081004_131233_000000482072_00367_34489_1560.N1	04-OCT-2008 13:12:33	Dark	47.500	132	15Rho Pup	2.8030	6900.0	95	34489	No
154	GOM_NL__2PRFIN20081004_131444_000000492072_00367_34489_1561.N1	04-OCT-2008 13:14:44	Dark	49.000	65	Lam Vel	2.2040	4400.0	98	34489	No
155	GOM_NL__2PRFIN20081004_131759_000000382072_00367_34489_1562.N1	04-OCT-2008 13:17:59	Dark	38.000	46	Del Vel	1.9540	10600.	76	34489	No
156	GOM_NL__2PRFIN20081004_131935_000000492072_00368_34490_1556.N1	04-OCT-2008 13:19:35	Dark	49.000	41	Eps Car	1.8600	4100.0	98	34490	No
157	GOM_NL__2PRFIN20081004_132124_000000442072_00368_34490_1557.N1	04-OCT-2008 13:21:24	Dark	44.000	161	Tau Pup	2.9310	4500.0	88	34490	No
158	GOM_NL__2PRFIN20081004_132248_000000462072_00368_34490_1558.N1	04-OCT-2008 13:22:48	Dark	45.500	2	Alp Car	-0.73600	7000.0	91	34490	No
159	GOM_NL__2PRFIN20081004_133148_000000382072_00368_34490_1559.N1	04-OCT-2008 13:31:48	Dark	37.500	143	Alp Hyi	2.8570	7200.0	75	34490	No
160	GOM_NL__2PRFIN20081004_133315_000000432072_00368_34490_1560.N1	04-OCT-2008 13:33:15	Dark	43.000	9	Alp Eri	0.45300	24000.	86	34490	No

161	GOM_NL__2PRFIN20081004_133832_000000432072_00368_34490_1561.N1	04-OCT-2008 13:38:32	Straylight	42.500	84	Alp Phe	2.3970	4500.0	85	34490	No
162	GOM_NL__2PRFIN20081004_134520_000000432072_00368_34490_1562.N1	04-OCT-2008 13:45:20	Straylight	43.000	52	16Bet Cet	2.0370	4500.0	86	34490	No
163	GOM_NL__2PRFIN20081004_135527_000000362072_00368_34490_1563.N1	04-OCT-2008 13:55:27	Bright	36.000	90	54Alp Peg	2.4870	11000.	72	34490	No
164	GOM_NL__2PRFIN20081004_135903_000000372072_00368_34490_1564.N1	04-OCT-2008 13:59:03	Bright	36.500	93	53Bet Peg	2.5200	3100.0	73	34490	No
165	GOM_NL__2PRFIN20081004_140802_000000402072_00368_34490_1565.N1	04-OCT-2008 14:08:02	Bright	39.500	68	18Alp Cas	2.2250	4500.0	79	34490	No
166	GOM_NL__2PRFIN20081004_140927_000000402072_00368_34490_1566.N1	04-OCT-2008 14:09:27	Bright	39.500	76	27Gam Cas	2.3000	30000.	79	34490	No
167	GOM_NL__2PRFIN20081004_141623_000000352072_00368_34490_1567.N1	04-OCT-2008 14:16:23	Bright	35.000	49	1Alp UMi	1.9900	6300.0	70	34490	No
168	GOM_NL__2PRFIN20081004_142426_000000382072_00368_34490_1568.N1	04-OCT-2008 14:24:26	Bright	37.500	36	50Alp UMa	1.8000	6300.0	75	34490	No
169	GOM_NL__2PRFIN20081004_142557_000000342072_00368_34490_1569.N1	04-OCT-2008 14:25:57	Bright	34.000	82	48Bet UMa	2.3650	10600.	68	34490	No
170	GOM_NL__2PRFIN20081004_143554_000000552072_00368_34490_1570.N1	04-OCT-2008 14:35:54	Bright	55.000	166	17Eps Leo	2.9800	6000.0	110	34490	No
171	GOM_NL__2PRFIN20081004_143900_000000332072_00368_34490_1571.N1	04-OCT-2008 14:39:00	Bright	33.000	22	32Alp Leo	1.3600	15200.	66	34490	No
172	GOM_NL__2PRFIN20081004_144540_000000472072_00368_34490_1572.N1	04-OCT-2008 14:45:40	Twilight	47.000	48	30Alp Hya	1.9770	4100.0	94	34490	No
173	GOM_NL__2PRFIN20081004_145310_000000472072_00368_34490_1573.N1	04-OCT-2008 14:53:10	Dark	46.500	132	15Rho Pup	2.8030	6900.0	93	34490	No
174	GOM_NL__2PRFIN20081004_145520_000000382072_00368_34490_1574.N1	04-OCT-2008 14:55:20	Dark	37.500	65	Lam Vel	2.2040	4400.0	75	34490	No
175	GOM_NL__2PRFIN20081004_145836_000000402072_00368_34490_1575.N1	04-OCT-2008 14:58:36	Dark	39.500	46	Del Vel	1.9540	10600.	79	34490	No
176	GOM_NL__2PRFIN20081004_150011_000000472072_00369_34491_1567.N1	04-OCT-2008 15:00:11	Dark	47.000	41	Eps Car	1.8600	4100.0	94	34491	No
177	GOM_NL__2PRFIN20081004_150200_000000432072_00369_34491_1568.N1	04-OCT-2008 15:02:00	Dark	43.000	161	Tau Pup	2.9310	4500.0	86	34491	No
178	GOM_NL__2PRFIN20081004_150324_000000462072_00369_34491_1569.N1	04-OCT-2008 15:03:24	Dark	45.500	2	Alp Car	-0.73600	7000.0	91	34491	No
179	GOM_NL__2PRFIN20081004_151224_000000382072_00369_34491_1570.N1	04-OCT-2008 15:12:24	Dark	38.000	143	Alp Hyi	2.8570	7200.0	76	34491	No
180	GOM_NL__2PRFIN20081004_151352_000000452072_00369_34491_1571.N1	04-OCT-2008 15:13:52	Dark	44.500	9	Alp Eri	0.45300	24000.	89	34491	No
181	GOM_NL__2PRFIN20081004_151908_000000422072_00369_34491_1572.N1	04-OCT-2008 15:19:08	Straylight	42.000	84	Alp Phe	2.3970	4500.0	84	34491	No
182	GOM_NL__2PRFIN20081004_152556_000000492072_00369_34491_1573.N1	04-OCT-2008 15:25:56	Straylight	48.500	52	16Bet Cet	2.0370	4500.0	97	34491	No
183	GOM_NL__2PRFIN20081004_153603_000000362072_00369_34491_1574.N1	04-OCT-2008 15:36:03	Bright	36.000	90	54Alp Peg	2.4870	11000.	72	34491	No
184	GOM_NL__2PRFIN20081004_153939_000000382072_00369_34491_1575.N1	04-OCT-2008 15:39:39	Bright	37.500	93	53Bet Peg	2.5200	3100.0	75	34491	No
185	GOM_NL__2PRFIN20081004_154837_000000572072_00369_34491_1576.N1	04-OCT-2008 15:48:37	Bright	57.000	68	18Alp Cas	2.2250	4500.0	114	34491	No
186	GOM_NL__2PRFIN20081004_155003_000000392072_00369_34491_1577.N1	04-OCT-2008 15:50:03	Bright	39.000	76	27Gam Cas	2.3000	30000.	78	34491	No
187	GOM_NL__2PRFIN20081004_155659_000000352072_00369_34491_1578.N1	04-OCT-2008 15:56:59	Bright	34.500	49	1Alp UMi	1.9900	6300.0	69	34491	No
188	GOM_NL__2PRFIN20081004_160502_000000372072_00369_34491_1579.N1	04-OCT-2008 16:05:02	Bright	37.000	36	50Alp UMa	1.8000	6300.0	74	34491	No
189	GOM_NL__2PRFIN20081004_160633_000000352072_00369_34491_1580.N1	04-OCT-2008 16:06:33	Bright	34.500	82	48Bet UMa	2.3650	10600.	69	34491	No
190	GOM_NL__2PRFIN20081004_161630_000000362072_00369_34491_1581.N1	04-OCT-2008 16:16:30	Bright	35.500	166	17Eps Leo	2.9800	6000.0	71	34491	No
191	GOM_NL__2PRFIN20081004_161936_000000342072_00369_34491_1582.N1	04-OCT-2008 16:19:36	Bright	34.000	22	32Alp Leo	1.3600	15200.	68	34491	No
192	GOM_NL__2PRFIN20081004_162617_000000482072_00369_34491_1583.N1	04-OCT-2008 16:26:17	Twilight	48.000	48	30Alp Hya	1.9770	4100.0	96	34491	No
193	GOM_NL__2PRFIN20081004_163347_000000472072_00369_34491_1584.N1	04-OCT-2008 16:33:47	Dark	46.500	132	15Rho Pup	2.8030	6900.0	93	34491	No
194	GOM_NL__2PRFIN20081004_163556_000000442072_00369_34491_1585.N1	04-OCT-2008 16:35:56	Dark	44.000	65	Lam Vel	2.2040	4400.0	88	34491	No
195	GOM_NL__2PRFIN20081004_163912_000000402072_00369_34491_1586.N1	04-OCT-2008 16:39:12	Dark	39.500	46	Del Vel	1.9540	10600.	79	34491	No
196	GOM_NL__2PRFIN20081004_164048_000000412072_00370_34492_1590.N1	04-OCT-2008 16:40:48	Dark	41.000	41	Eps Car	1.8600	4100.0	82	34492	No
197	GOM_NL__2PRFIN20081004_164237_000000432072_00370_34492_1591.N1	04-OCT-2008 16:42:37	Dark	43.000	161	Tau Pup	2.9310	4500.0	86	34492	No
198	GOM_NL__2PRFIN20081004_164401_000000472072_00370_34492_1592.N1	04-OCT-2008 16:44:01	Dark	46.500	2	Alp Car	-0.73600	7000.0	93	34492	No
199	GOM_NL__2PRFIN20081004_165300_000000372072_00370_34492_1593.N1	04-OCT-2008 16:53:00	Dark	37.000	143	Alp Hyi	2.8570	7200.0	74	34492	No
200	GOM_NL__2PRFIN20081004_165428_000000482072_00370_34492_1594.N1	04-OCT-2008 16:54:28	Dark	48.000	9	Alp Eri	0.45300	24000.	96	34492	No
201	GOM_NL__2PRFIN20081004_165944_000000442072_00370_34492_1595.N1	04-OCT-2008 16:59:44	Straylight	43.500	84	Alp Phe	2.3970	4500.0	87	34492	No
202	GOM_NL__2PRFIN20081004_170633_000000482072_00370_34492_1596.N1	04-OCT-2008 17:06:33	Straylight	47.500	52	16Bet Cet	2.0370	4500.0	95	34492	No
203	GOM_NL__2PRFIN20081004_171639_000000362072_00370_34492_1597.N1	04-OCT-2008 17:16:39	Bright	36.000	90	54Alp Peg	2.4870	11000.	72	34492	No
204	GOM_NL__2PRFIN20081004_172015_000000382072_00370_34492_1598.N1	04-OCT-2008 17:20:15	Bright	37.500	93	53Bet Peg	2.5200	3100.0	75	34492	No
205	GOM_NL__2PRFIN20081004_172913_000000402072_00370_34492_1599.N1	04-OCT-2008 17:29:13	Bright	39.500	68	18Alp Cas	2.2250	4500.0	79	34492	No
206	GOM_NL__2PRFIN20081004_173038_000000382072_00370_34492_1600.N1	04-OCT-2008 17:30:38	Bright	38.000	76	27Gam Cas	2.3000	30000.	76	34492	No
207	GOM_NL__2PRFIN20081004_173735_000000362072_00370_34492_1601.N1	04-OCT-2008 17:37:35	Bright	36.000	49	1Alp UMi	1.9900	6300.0	72	34492	No
208	GOM_NL__2PRFIN20081004_174538_000000382072_00370_34492_1602.N1	04-OCT-2008 17:45:38	Bright	37.500	36	50Alp UMa	1.8000	6300.0	75	34492	No
209	GOM_NL__2PRFIN20081004_174710_000000362072_00370_34492_1603.N1	04-OCT-2008 17:47:10	Bright	35.500	82	48Bet UMa	2.3650	10600.	71	34492	No
210	GOM_NL__2PRFIN20081004_175706_000000432072_00370_34492_1604.N1	04-OCT-2008 17:57:06	Bright	43.000	166	17Eps Leo	2.9800	6000.0	86	34492	No
211	GOM_NL__2PRFIN20081004_180012_000000352072_00370_34492_1605.N1	04-OCT-2008 18:00:12	Bright	34.500	22	32Alp Leo	1.3600	15200.	69	34492	No
212	GOM_NL__2PRFIN20081004_180653_000000452072_00370_34492_1606.N1	04-OCT-2008 18:06:53	Twilight	45.000	48	30Alp Hya	1.9770	4100.0	90	34492	No
213	GOM_NL__2PRFIN20081004_181424_000000462072_00370_34492_1607.N1	04-OCT-2008 18:14:24	Dark	45.500	132	15Rho Pup	2.8030	6900.0	91	34492	No
214	GOM_NL__2PRFIN20081004_181633_000000452072_00370_34492_1608.N1	04-OCT-2008 18:16:33	Dark	44.500	65	Lam Vel	2.2040	4400.0	89	34492	No
215	GOM_NL__2PRFIN20081004_181949_000000422072_00370_34492_1609.N1	04-OCT-2008 18:19:49	Dark	42.000	46	Del Vel	1.9540	10600.	84	34492	No
216	GOM_NL__2PRFIN20081004_182124_000000482072_00371_34493_1604.N1	04-OCT-2008 18:21:24	Dark	47.500	41	Eps Car	1.8600	4100.0	95	34493	No
217	GOM_NL__2PRFIN20081004_182314_000000432072_00371_34493_1605.N1	04-OCT-2008 18:23:14	Dark	43.000	161	Tau Pup	2.9310	4500.0	86	34493	No
218	GOM_NL__2PRFIN20081004_182438_000000502072_00371_34493_1606.N1	04-OCT-2008 18:24:38	Dark	50.000	2	Alp Car	-0.73600	7000.0	100	34493	No
219	GOM_NL__2PRFIN20081004_183337_000000382072_00371_34493_1607.N1	04-OCT-2008 18:33:37	Dark	38.000	143	Alp Hyi	2.8570	7200.0	76	34493	No

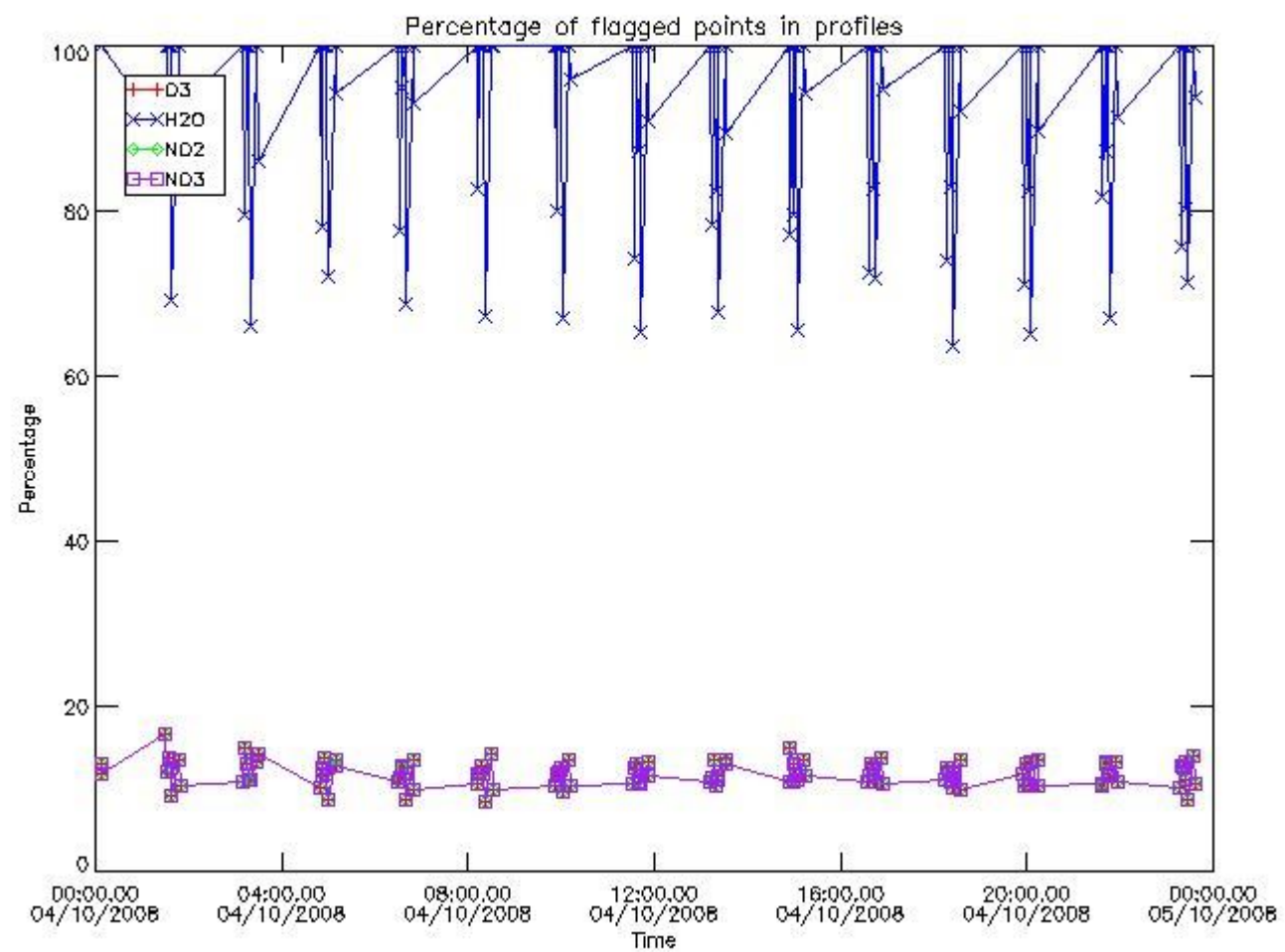
220	GOM_NL__2PRFIN20081004_183504_000000512072_00371_34493_1608.N1	04-OCT-2008 18:35:04	Dark	50.500	9	Alp Eri	0.45300	24000.	101	34493	No
221	GOM_NL__2PRFIN20081004_184020_000000412072_00371_34493_1609.N1	04-OCT-2008 18:40:20	Straylight	40.500	84	Alp Phe	2.3970	4500.0	81	34493	No
222	GOM_NL__2PRFIN20081004_184709_000000482072_00371_34493_1610.N1	04-OCT-2008 18:47:09	Straylight	47.500	52	16Bet Cet	2.0370	4500.0	95	34493	No
223	GOM_NL__2PRFIN20081004_185715_000000372072_00371_34493_1611.N1	04-OCT-2008 18:57:15	Bright	36.500	90	54Alp Peg	2.4870	11000.	73	34493	No
224	GOM_NL__2PRFIN20081004_190051_000000382072_00371_34493_1612.N1	04-OCT-2008 19:00:51	Bright	37.500	93	53Bet Peg	2.5200	3100.0	75	34493	No
225	GOM_NL__2PRFIN20081004_190949_000000402072_00371_34493_1613.N1	04-OCT-2008 19:09:49	Bright	39.500	68	18Alp Cas	2.2250	4500.0	79	34493	No
226	GOM_NL__2PRFIN20081004_191114_000000402072_00371_34493_1614.N1	04-OCT-2008 19:11:14	Bright	39.500	76	27Gam Cas	2.3000	30000.	79	34493	No
227	GOM_NL__2PRFIN20081004_191811_000000392072_00371_34493_1615.N1	04-OCT-2008 19:18:11	Bright	39.000	49	1Alp UMi	1.9900	6300.0	78	34493	No
228	GOM_NL__2PRFIN20081004_192614_000000372072_00371_34493_1616.N1	04-OCT-2008 19:26:14	Bright	37.000	36	50Alp UMa	1.8000	6300.0	74	34493	No
229	GOM_NL__2PRFIN20081004_192746_000000362072_00371_34493_1617.N1	04-OCT-2008 19:27:46	Bright	36.000	82	48Bet UMa	2.3650	10600.	72	34493	No
230	GOM_NL__2PRFIN20081004_193743_000000382072_00371_34493_1618.N1	04-OCT-2008 19:37:43	Bright	38.000	166	17Eps Leo	2.9800	6000.0	76	34493	No
231	GOM_NL__2PRFIN20081004_194049_000000362072_00371_34493_1619.N1	04-OCT-2008 19:40:49	Bright	36.000	22	32Alp Leo	1.3600	15200.	72	34493	No
232	GOM_NL__2PRFIN20081004_194729_000000492072_00371_34493_1620.N1	04-OCT-2008 19:47:29	Twilight	49.000	48	30Alp Hya	1.9770	4100.0	98	34493	No
233	GOM_NL__2PRFIN20081004_195501_000000472072_00371_34493_1621.N1	04-OCT-2008 19:55:01	Dark	47.000	132	15Rho Pup	2.8030	6900.0	94	34493	No
234	GOM_NL__2PRFIN20081004_195709_000000492072_00371_34493_1622.N1	04-OCT-2008 19:57:09	Dark	49.000	65	Lam Vel	2.2040	4400.0	98	34493	No
235	GOM_NL__2PRFIN20081004_200025_000000392072_00371_34493_1623.N1	04-OCT-2008 20:00:25	Dark	39.000	46	Del Vel	1.9540	10600.	78	34493	No
236	GOM_NL__2PRFIN20081004_200200_000000492072_00372_34494_1617.N1	04-OCT-2008 20:02:00	Dark	48.500	41	Eps Car	1.8600	4100.0	97	34494	No
237	GOM_NL__2PRFIN20081004_200351_000000432072_00372_34494_1618.N1	04-OCT-2008 20:03:51	Dark	42.500	161	Tau Pup	2.9310	4500.0	85	34494	No
238	GOM_NL__2PRFIN20081004_200515_000000492072_00372_34494_1619.N1	04-OCT-2008 20:05:15	Dark	49.000	2	Alp Car	-0.73600	7000.0	98	34494	No
239	GOM_NL__2PRFIN20081004_201413_000000382072_00372_34494_1620.N1	04-OCT-2008 20:14:13	Dark	38.000	143	Alp Hyi	2.8570	7200.0	76	34494	No
240	GOM_NL__2PRFIN20081004_201541_000000492072_00372_34494_1621.N1	04-OCT-2008 20:15:41	Dark	49.000	9	Alp Eri	0.45300	24000.	98	34494	No
241	GOM_NL__2PRFIN20081004_202056_000000432072_00372_34494_1622.N1	04-OCT-2008 20:20:56	Straylight	43.000	84	Alp Phe	2.3970	4500.0	86	34494	No
242	GOM_NL__2PRFIN20081004_202745_000000462072_00372_34494_1623.N1	04-OCT-2008 20:27:45	Straylight	45.500	52	16Bet Cet	2.0370	4500.0	91	34494	No
243	GOM_NL__2PRFIN20081004_203751_000000372072_00372_34494_1624.N1	04-OCT-2008 20:37:51	Bright	36.500	90	54Alp Peg	2.4870	11000.	73	34494	No
244	GOM_NL__2PRFIN20081004_204127_000000382072_00372_34494_1625.N1	04-OCT-2008 20:41:27	Bright	38.000	93	53Bet Peg	2.5200	3100.0	76	34494	No
245	GOM_NL__2PRFIN20081004_205024_000000572072_00372_34494_1626.N1	04-OCT-2008 20:50:24	Bright	57.000	68	18Alp Cas	2.2250	4500.0	114	34494	No
246	GOM_NL__2PRFIN20081004_205149_000000392072_00372_34494_1627.N1	04-OCT-2008 20:51:49	Bright	39.000	76	27Gam Cas	2.3000	30000.	78	34494	No
247	GOM_NL__2PRFIN20081004_205847_000000362072_00372_34494_1628.N1	04-OCT-2008 20:58:47	Bright	36.000	49	1Alp UMi	1.9900	6300.0	72	34494	No
248	GOM_NL__2PRFIN20081004_210650_000000382072_00372_34494_1629.N1	04-OCT-2008 21:06:50	Bright	37.500	36	50Alp UMa	1.8000	6300.0	75	34494	No
249	GOM_NL__2PRFIN20081004_210822_000000352072_00372_34494_1630.N1	04-OCT-2008 21:08:22	Bright	35.000	82	48Bet UMa	2.3650	10600.	70	34494	No
250	GOM_NL__2PRFIN20081004_211819_000000552072_00372_34494_1631.N1	04-OCT-2008 21:18:19	Bright	55.000	166	17Eps Leo	2.9800	6000.0	110	34494	No
251	GOM_NL__2PRFIN20081004_212125_000000362072_00372_34494_1632.N1	04-OCT-2008 21:21:25	Bright	36.000	22	32Alp Leo	1.3600	15200.	72	34494	No
252	GOM_NL__2PRFIN20081004_212806_000000482072_00372_34494_1633.N1	04-OCT-2008 21:28:06	Twilight	48.000	48	30Alp Hya	1.9770	4100.0	96	34494	No
253	GOM_NL__2PRFIN20081004_213538_000000482072_00372_34494_1634.N1	04-OCT-2008 21:35:38	Dark	48.000	132	15Rho Pup	2.8030	6900.0	96	34494	No
254	GOM_NL__2PRFIN20081004_213746_000000502072_00372_34494_1635.N1	04-OCT-2008 21:37:46	Dark	49.500	65	Lam Vel	2.2040	4400.0	99	34494	No
255	GOM_NL__2PRFIN20081004_214101_000000392072_00372_34494_1636.N1	04-OCT-2008 21:41:01	Dark	38.500	46	Del Vel	1.9540	10600.	77	34494	No
256	GOM_NL__2PRFIN20081004_214237_000000472072_00373_34495_1634.N1	04-OCT-2008 21:42:37	Dark	47.000	41	Eps Car	1.8600	4100.0	94	34495	No
257	GOM_NL__2PRFIN20081004_214427_000000442072_00373_34495_1635.N1	04-OCT-2008 21:44:27	Dark	44.000	161	Tau Pup	2.9310	4500.0	88	34495	No
258	GOM_NL__2PRFIN20081004_214551_000000482072_00373_34495_1636.N1	04-OCT-2008 21:45:51	Dark	47.500	2	Alp Car	-0.73600	7000.0	95	34495	No
259	GOM_NL__2PRFIN20081004_215449_000000392072_00373_34495_1637.N1	04-OCT-2008 21:54:49	Dark	38.500	143	Alp Hyi	2.8570	7200.0	77	34495	No
260	GOM_NL__2PRFIN20081004_215617_000000472072_00373_34495_1638.N1	04-OCT-2008 21:56:17	Dark	46.500	9	Alp Eri	0.45300	24000.	93	34495	No
261	GOM_NL__2PRFIN20081004_220133_000000422072_00373_34495_1639.N1	04-OCT-2008 22:01:33	Straylight	41.500	84	Alp Phe	2.3970	4500.0	83	34495	No
262	GOM_NL__2PRFIN20081004_220821_000000452072_00373_34495_1640.N1	04-OCT-2008 22:08:21	Straylight	45.000	52	16Bet Cet	2.0370	4500.0	90	34495	No
263	GOM_NL__2PRFIN20081004_221827_000000362072_00373_34495_1641.N1	04-OCT-2008 22:18:27	Bright	36.000	90	54Alp Peg	2.4870	11000.	72	34495	No
264	GOM_NL__2PRFIN20081004_222203_000000522072_00373_34495_1642.N1	04-OCT-2008 22:22:03	Bright	52.000	93	53Bet Peg	2.5200	3100.0	104	34495	No
265	GOM_NL__2PRFIN20081004_223100_000000392072_00373_34495_1643.N1	04-OCT-2008 22:31:00	Bright	39.000	68	18Alp Cas	2.2250	4500.0	78	34495	No
266	GOM_NL__2PRFIN20081004_223225_000000402072_00373_34495_1644.N1	04-OCT-2008 22:32:25	Bright	39.500	76	27Gam Cas	2.3000	30000.	79	34495	No
267	GOM_NL__2PRFIN20081004_223923_000000372072_00373_34495_1645.N1	04-OCT-2008 22:39:23	Bright	36.500	49	1Alp UMi	1.9900	6300.0	73	34495	No
268	GOM_NL__2PRFIN20081004_224726_000000382072_00373_34495_1646.N1	04-OCT-2008 22:47:26	Bright	37.500	36	50Alp UMa	1.8000	6300.0	75	34495	No
269	GOM_NL__2PRFIN20081004_224858_000000342072_00373_34495_1647.N1	04-OCT-2008 22:48:58	Bright	34.000	82	48Bet UMa	2.3650	10600.	68	34495	No
270	GOM_NL__2PRFIN20081004_225855_000000382072_00373_34495_1648.N1	04-OCT-2008 22:58:55	Bright	37.500	166	17Eps Leo	2.9800	6000.0	75	34495	No
271	GOM_NL__2PRFIN20081004_230201_000000362072_00373_34495_1649.N1	04-OCT-2008 23:02:01	Bright	35.500	22	32Alp Leo	1.3600	15200.	71	34495	No
272	GOM_NL__2PRFIN20081004_230842_000000482072_00373_34495_1650.N1	04-OCT-2008 23:08:42	Twilight	47.500	48	30Alp Hya	1.9770	4100.0	95	34495	No
273	GOM_NL__2PRFIN20081004_231614_000000502072_00373_34495_1651.N1	04-OCT-2008 23:16:14	Dark	50.000	132	15Rho Pup	2.8030	6900.0	100	34495	No
274	GOM_NL__2PRFIN20081004_231822_000000442072_00373_34495_1652.N1	04-OCT-2008 23:18:22	Dark	43.500	65	Lam Vel	2.2040	4400.0	87	34495	No
275	GOM_NL__2PRFIN20081004_232138_000000412072_00373_34495_1653.N1	04-OCT-2008 23:21:38	Dark	40.500	46	Del Vel	1.9540	10600.	81	34495	No
276	GOM_NL__2PRFIN20081004_232313_000000392072_00374_34496_1647.N1	04-OCT-2008 23:23:13	Dark	38.500	41	Eps Car	1.8600	4100.0	77	34496	No
277	GOM_NL__2PRFIN20081004_232504_000000462072_00374_34496_1648.N1	04-OCT-2008 23:25:04	Dark	45.500	161	Tau Pup	2.9310	4500.0	91	34496	No
278	GOM_NL__2PRFIN20081004_232628_000000582072_00374_34496_1649.N1	04-OCT-2008 23:26:28	Dark	58.000	2	Alp Car	-0.73600	7000.0	116	34496	No

279	GOM_NL__2PRFIN20081004_233526_000000372072_00374_34496_1650.N1	04-OCT-2008 23:35:26	Dark	36.500	143	Alp Hyi	2.8570	7200.0	73	34496	No
280	GOM_NL__2PRFIN20081004_233653_000000492072_00374_34496_1651.N1	04-OCT-2008 23:36:53	Dark	48.500	9	Alp Eri	0.45300	24000.	97	34496	No
281	GOM_NL__2PRFIN20081004_234209_000000422072_00374_34496_1652.N1	04-OCT-2008 23:42:09	Straylight	42.000	84	Alp Phe	2.3970	4500.0	84	34496	No
282	GOM_NL__2PRFIN20081004_234857_000000472072_00374_34496_1653.N1	04-OCT-2008 23:48:57	Straylight	46.500	52	16Bet Cet	2.0370	4500.0	93	34496	No
283	GOM_NL__2PRFIN20081004_235906_000000392072_00374_34496_1654.N1	04-OCT-2008 23:59:06	Bright	38.500	140	88Gam Peg	2.8340	26000.	77	34496	No

### 3. Quality information per product

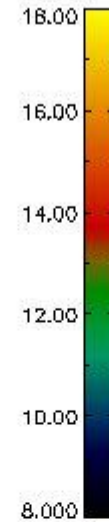
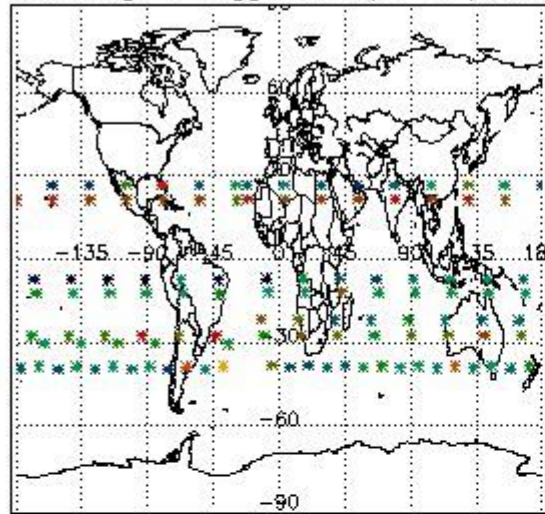
In this section it is plotted some information contained in the Quality Summary data set of the level 2 products. Only products in dark limb conditions and without errors (error flag in the MPH set to "0") are used.

#### 3.1 Plot quality information per product (time dependant)

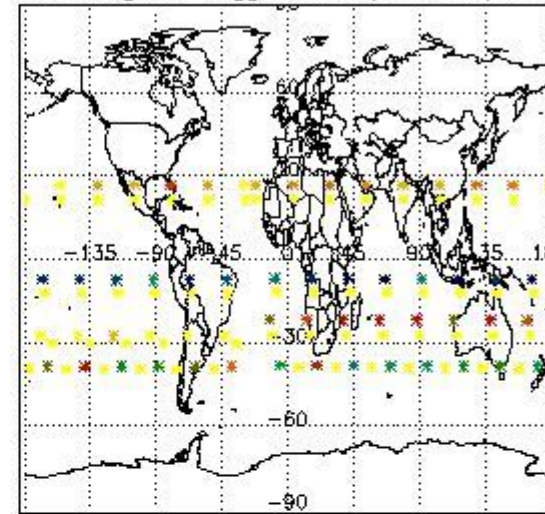


#### 3.2 Plot quality information per product (world map)

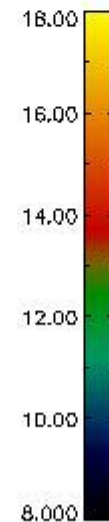
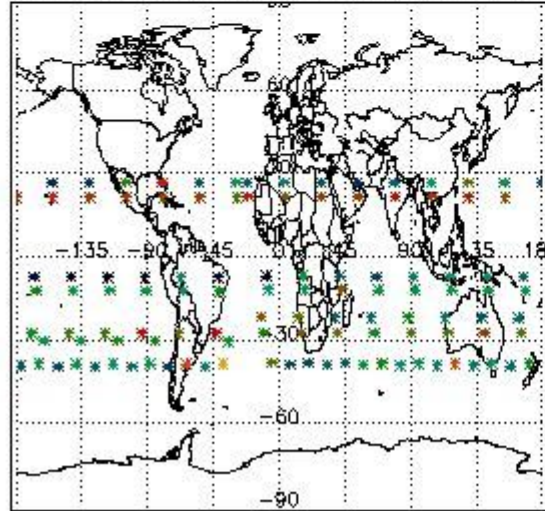
Percentage of flagged data per O3 profile



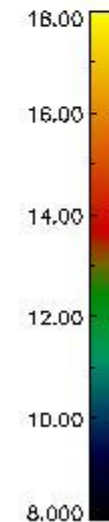
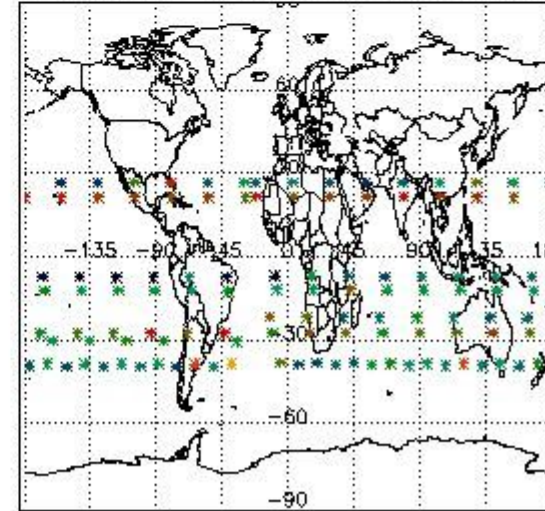
Percentage of flagged data per H2O profile



Percentage of flagged data per NO2 profile



Percentage of flagged data per NO3 profile



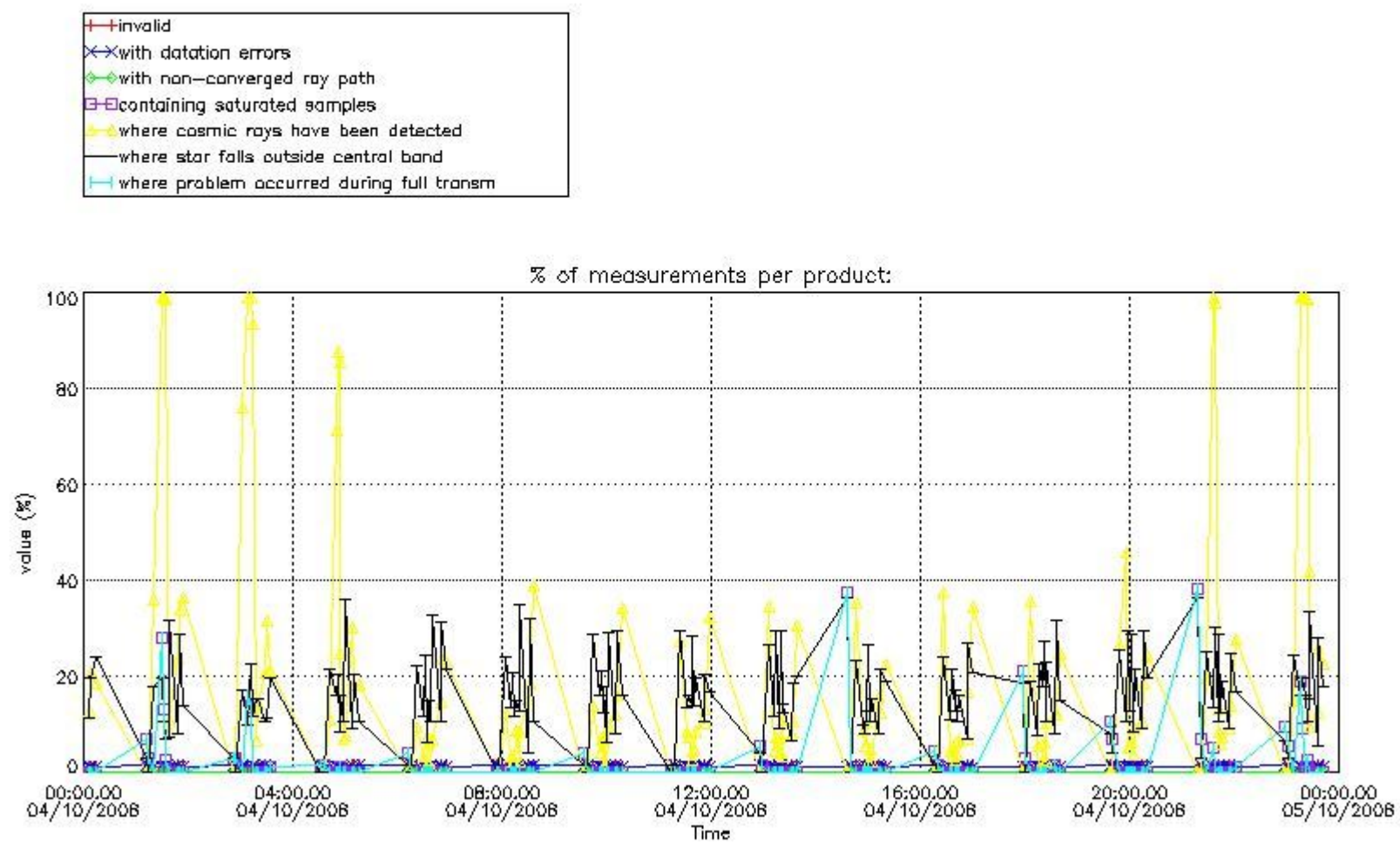
#### 4. Level 1 quality information per product

In this section it is plotted some information contained in the Quality Summary data set of the level 2 products that comes from the level 1b processing. Products without errors (error flag in the MPH set to "0") are used.

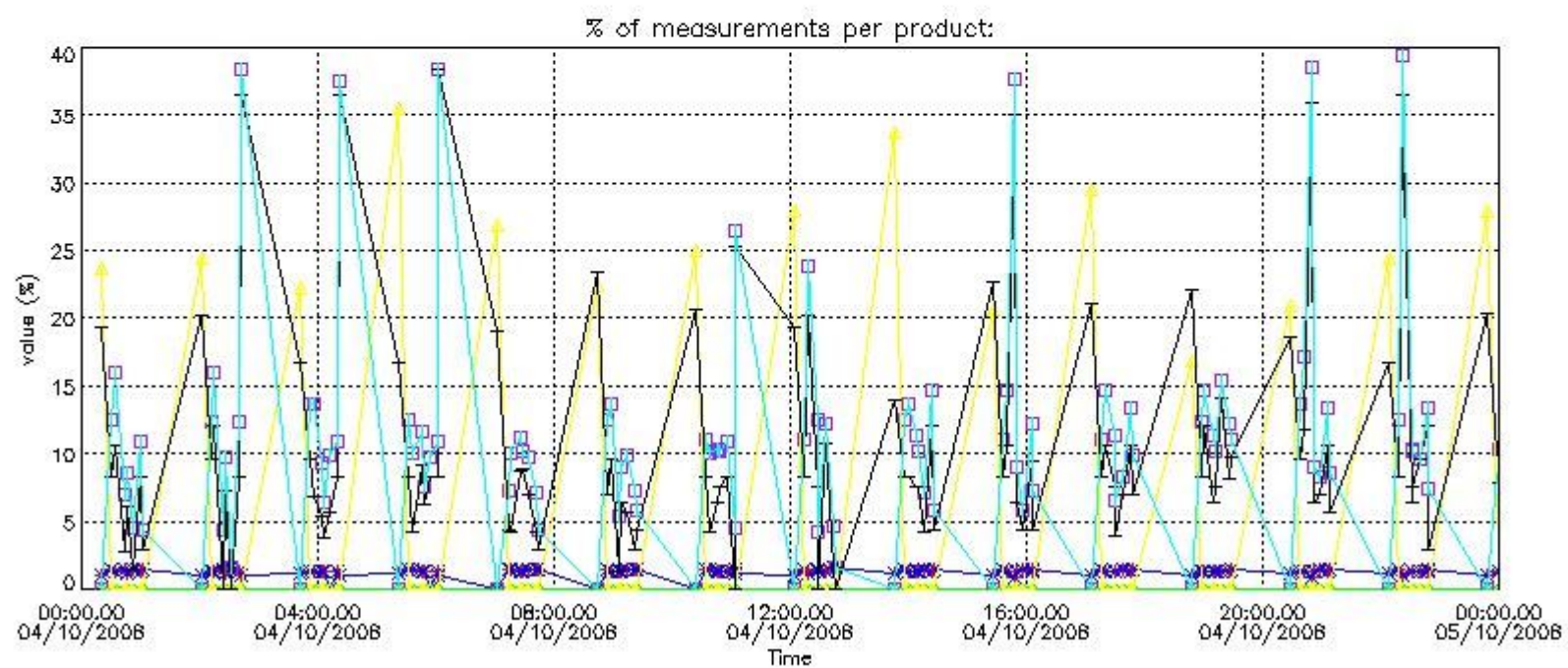
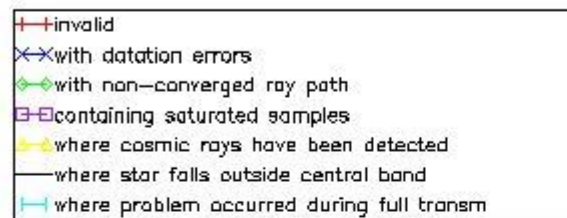
##### 4.1 Plot quality information per product (time dependant) coming from level 1b processing

###### 4.1.1 Plot level 1 quality information per product (time dependant): ENVISAT ASCENDING passes





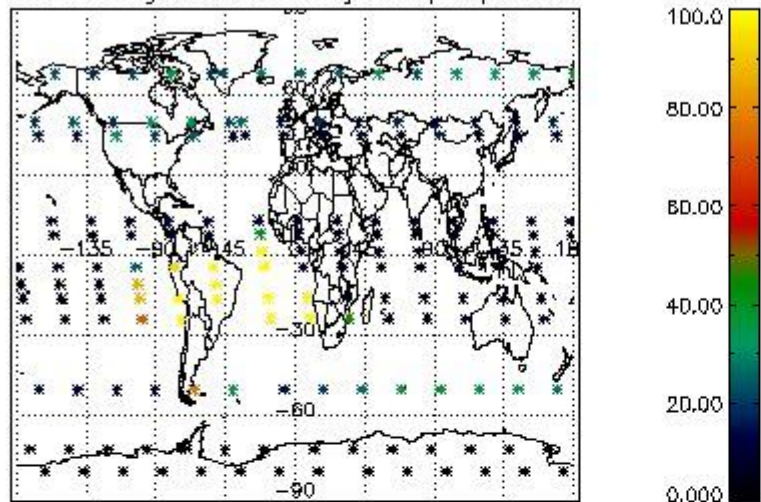
4.1.2 Plot level 1 quality information per product (time dependant): ENVI SAT DESCENDING passes



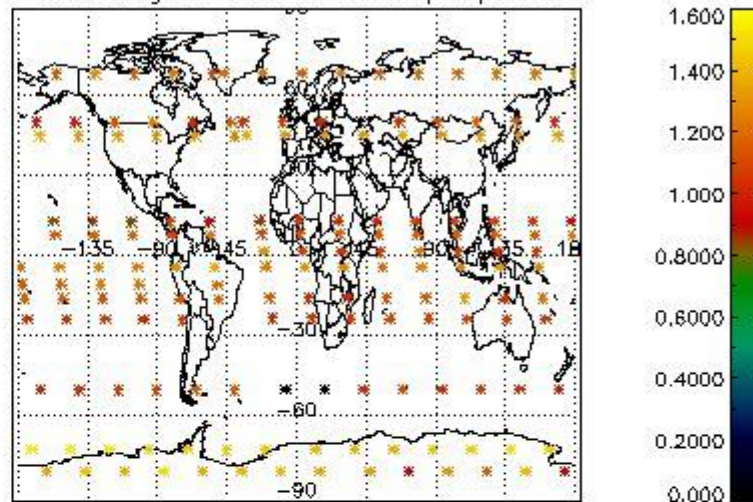
*4.2 Plot quality information per product coming from level 1b processing (world map)*

*4.2.1 Plot level 1 quality information per product (world map): ENVISAT ASCENDING passes*

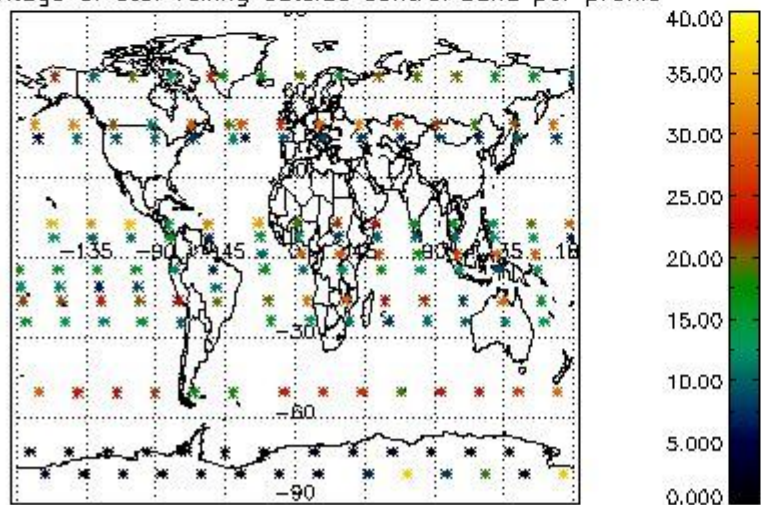
Percentage of cosmic ray hits per profile



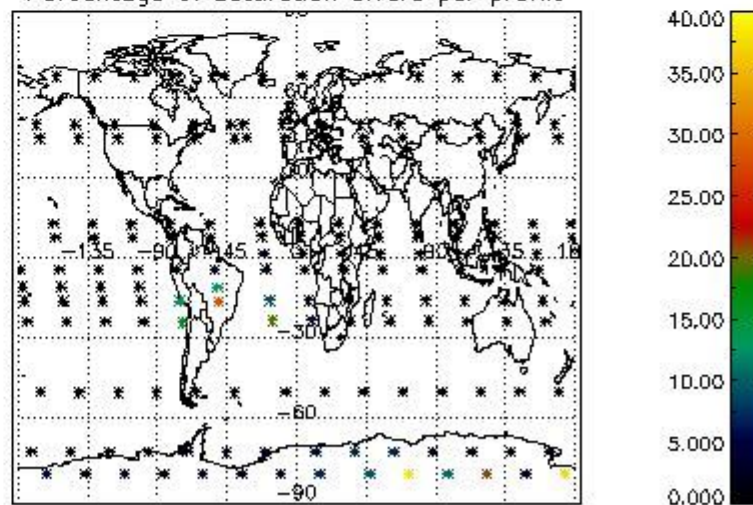
Percentage of datation errors per profile



Percentage of star falling outside central band per profile

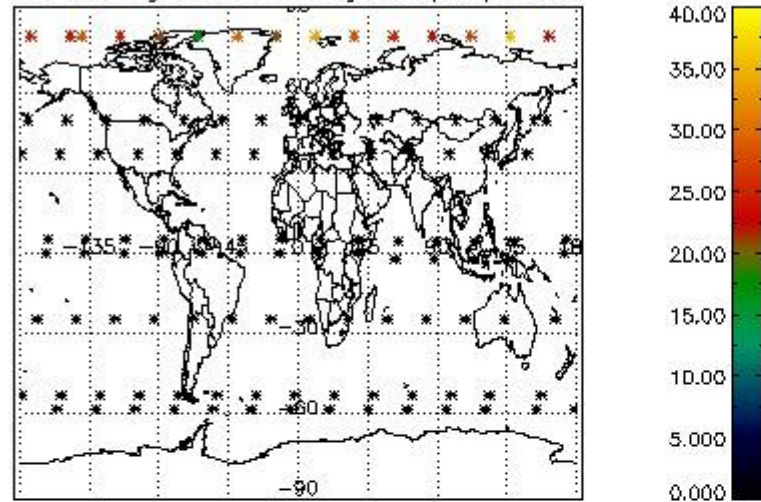


Percentage of saturation errors per profile

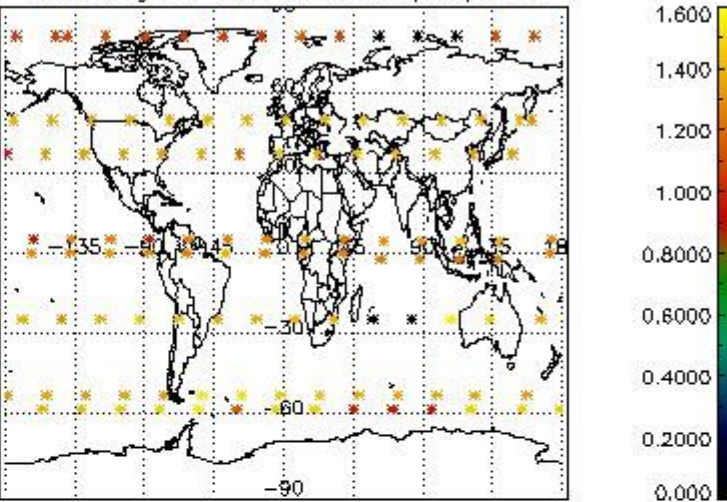


4.2.2 Plot level 1 quality information per product (world map): ENVISAT DESCENDING passes

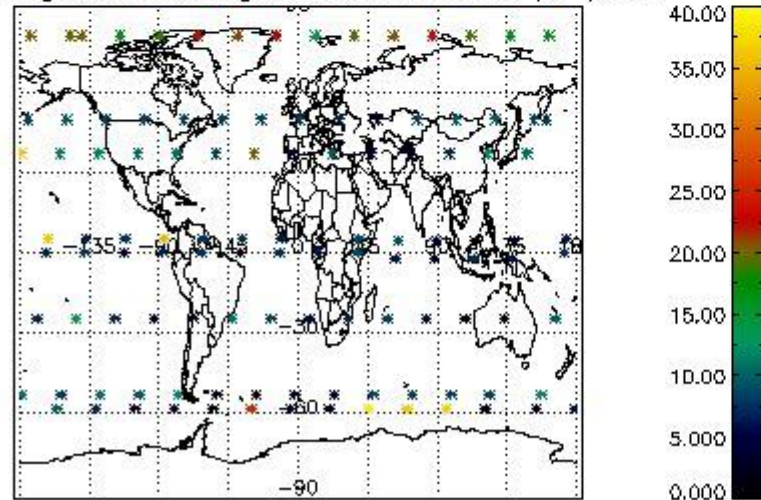
Percentage of cosmic ray hits per profile



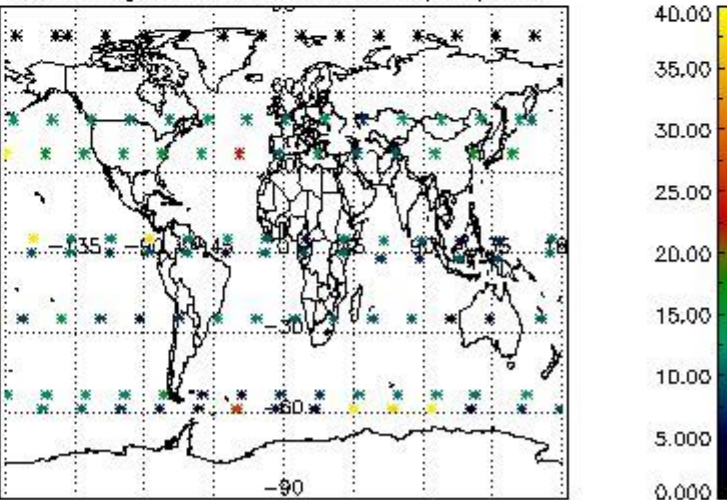
Percentage of datation errors per profile



Percentage of star falling outside central band per profile



Percentage of saturation errors per profile



## 5. Trace gas profiles

### 5.1 Ozone statistics based on quality of products

The final quality of the products can be "measured" using the STD (Standard Deviation) attached to every point profile. This information is written to the parameter GOM\_NL\_\_2P/NL\_LOCAL\_SPECIES\_DENSITY/o3\_std of the level 2 products. The table below shows the statistics for given STD ranges.

The statistics are given with respect to the overall valid production:

- Products without fatal errors: GOM\_NL\_\_2P/MPH/PRODUCT\_ERR=0
- Valid point profile: GOM\_NL\_\_2P/NL\_LOCAL\_SPECIES\_DENSITY/pcd(0)=0

The 'Criteria' is applied to valid points of dark limb products:

- Products in dark limb illumination condition: GOM\_NL\_\_2P/NL\_SUMMARY\_QUALITY/obs\_ill\_cond=0
- Products without fatal errors: GOM\_NL\_\_2P/MPH/PRODUCT\_ERR=0
- Valid point profile: GOM\_NL\_\_2P/NL\_LOCAL\_SPECIES\_DENSITY/pcd(0)=0

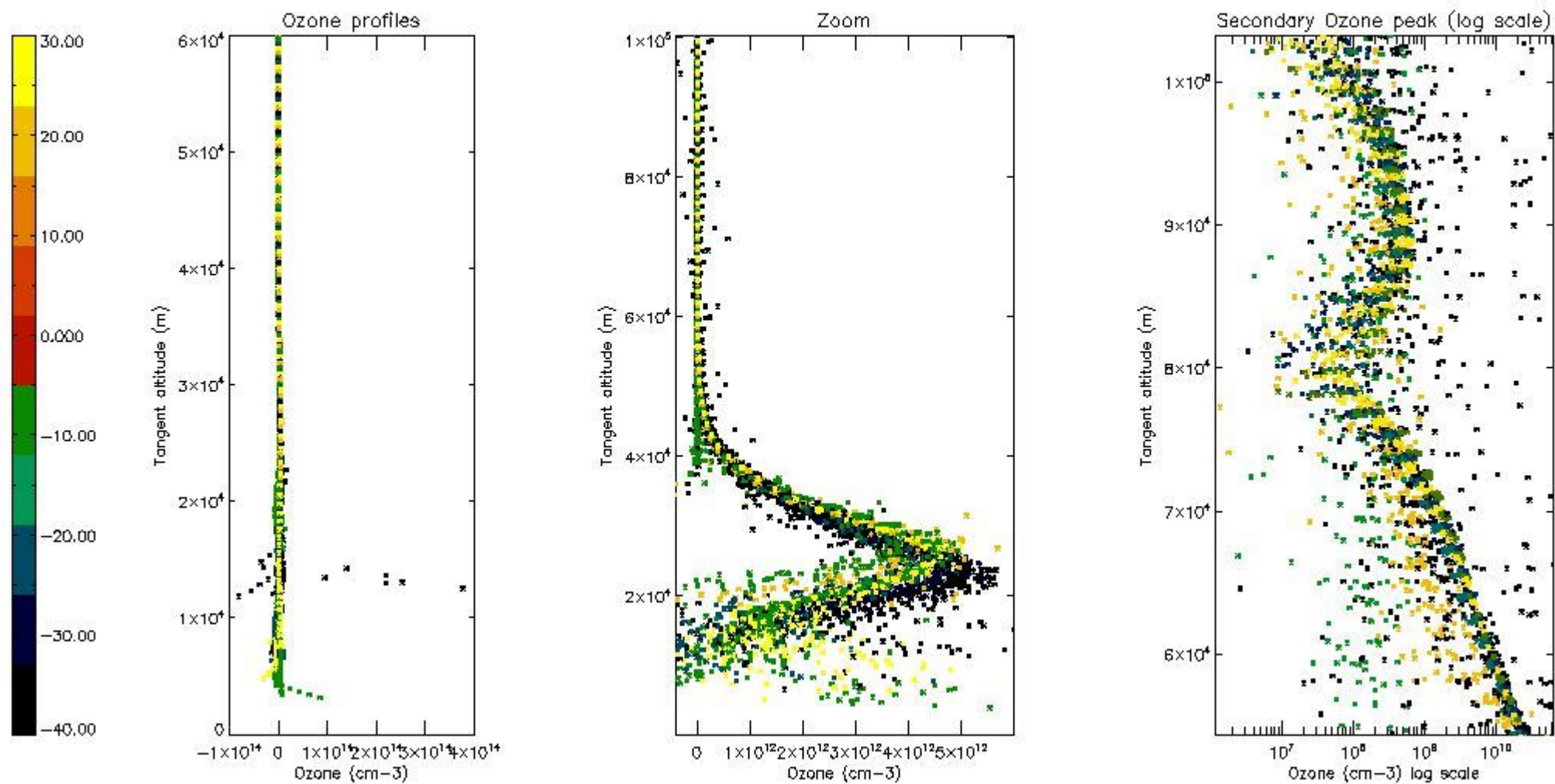
So, the table below shows the percentage of dark limb and valid observations for each criteria with respect to the overall valid daily observations.

Criteria	% of total production
All STD	43
STD < 20	21

STD < 10	14
STD < 5	8

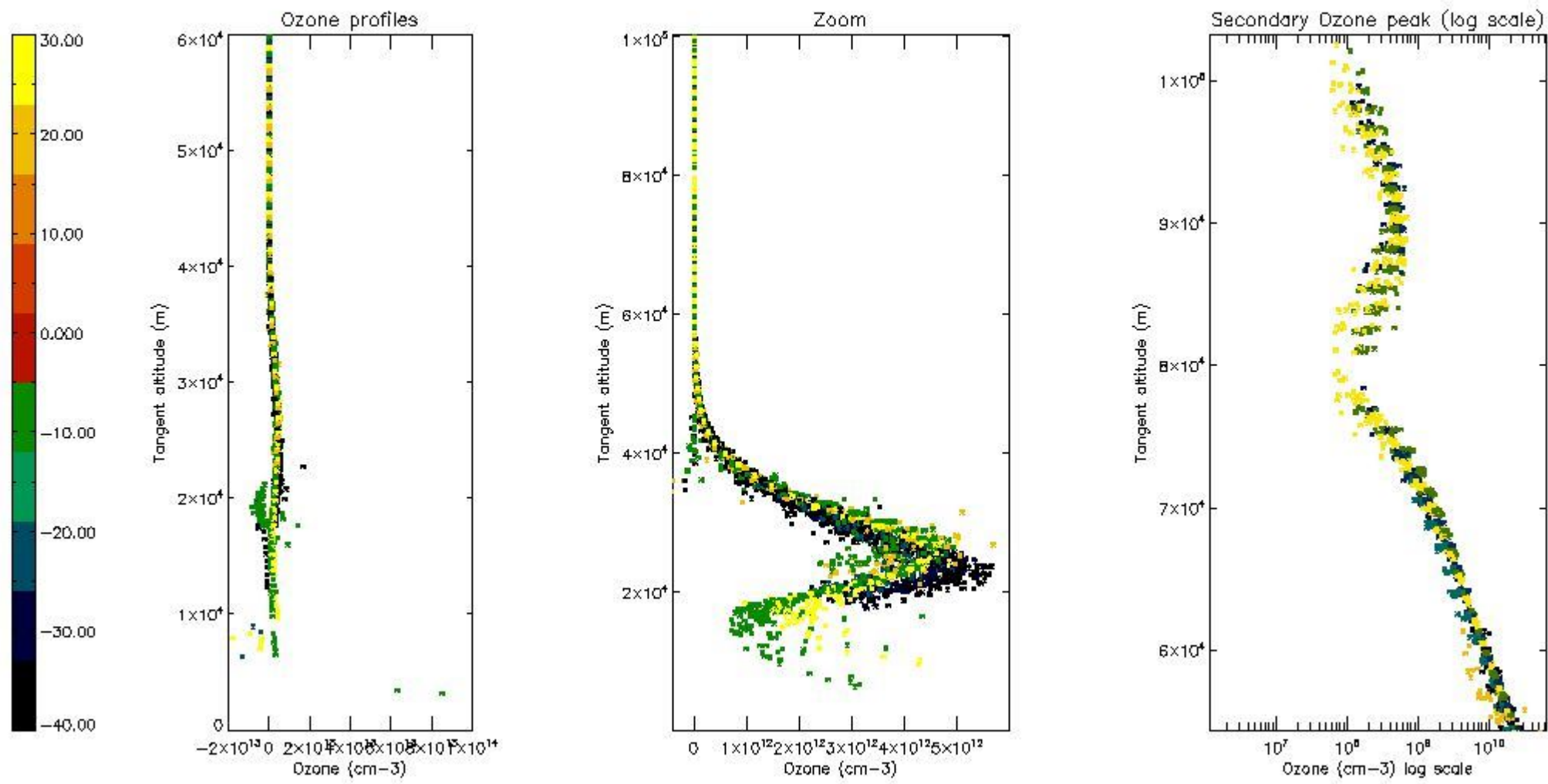
5.2 Plot ozone profiles for all STD (dark without errors)

The colorbar represents the latitude.



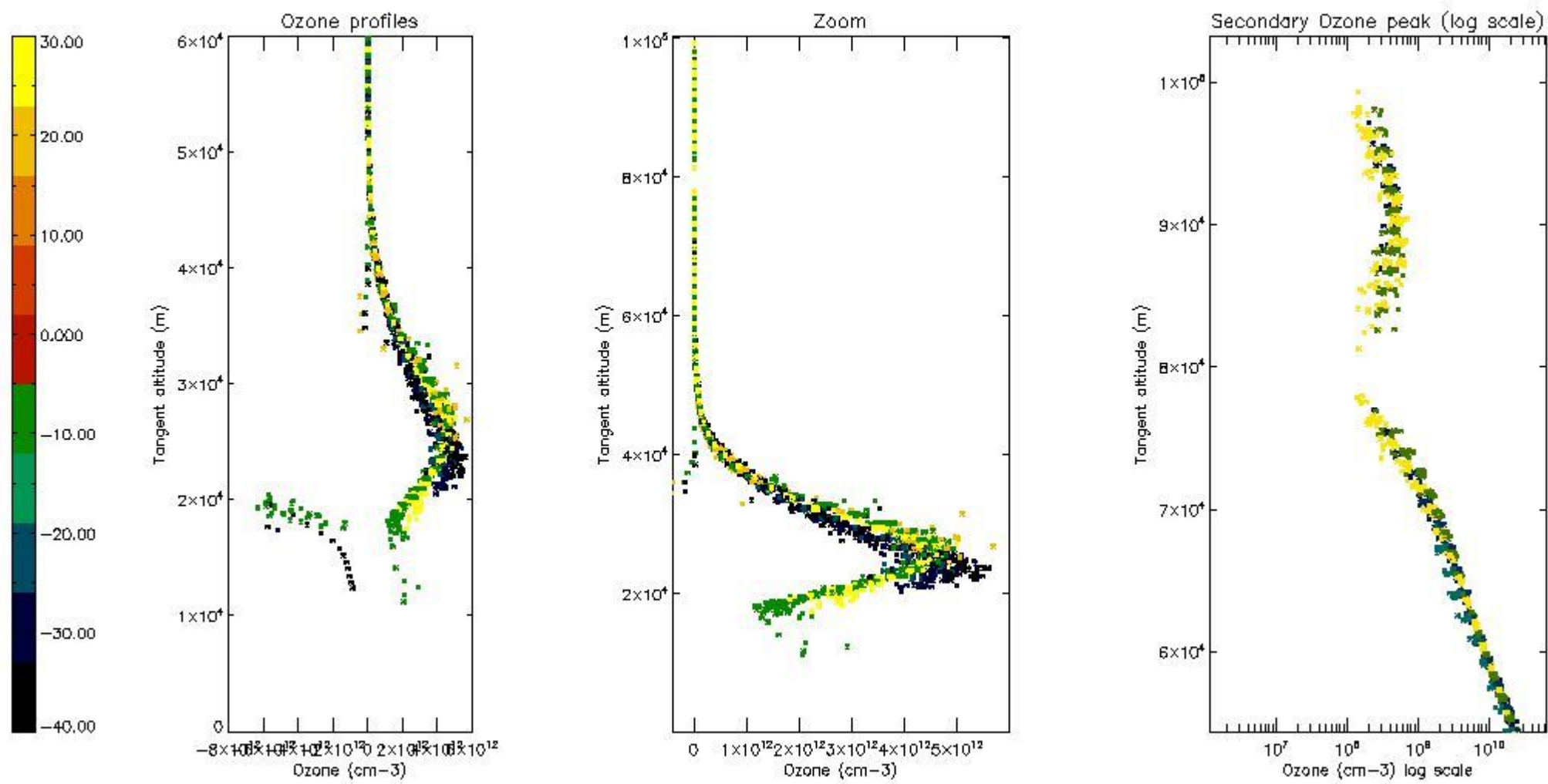
5.3 Plot ozone profiles where STD < 20% (dark without errors)

The colorbar represents the latitude.



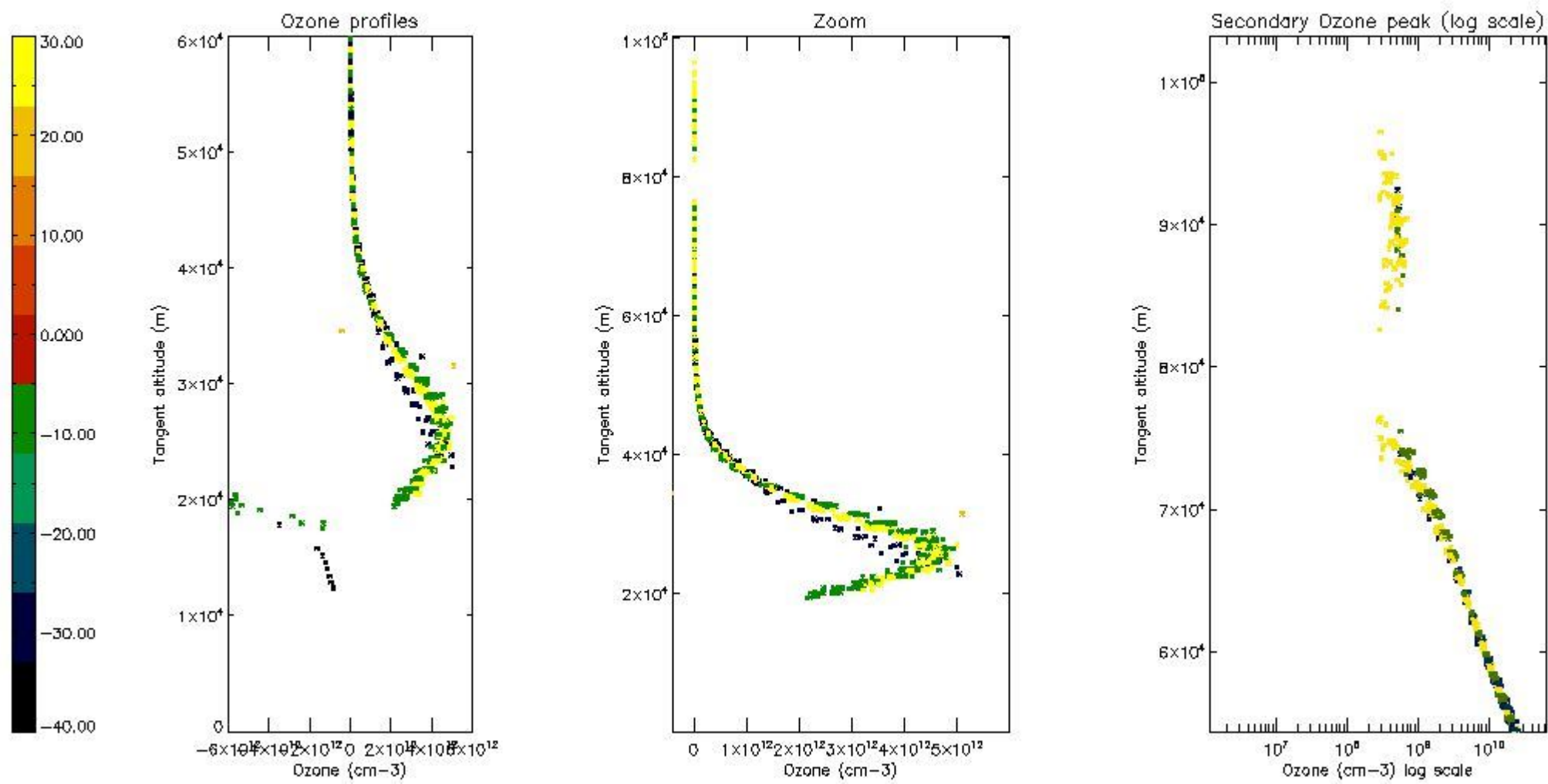
*5.4 Plot ozone profiles where STD < 10% (dark without errors)*

The colorbar represents the latitude.



*5.5 Plot ozone profiles where STD < 5% (dark without errors)*

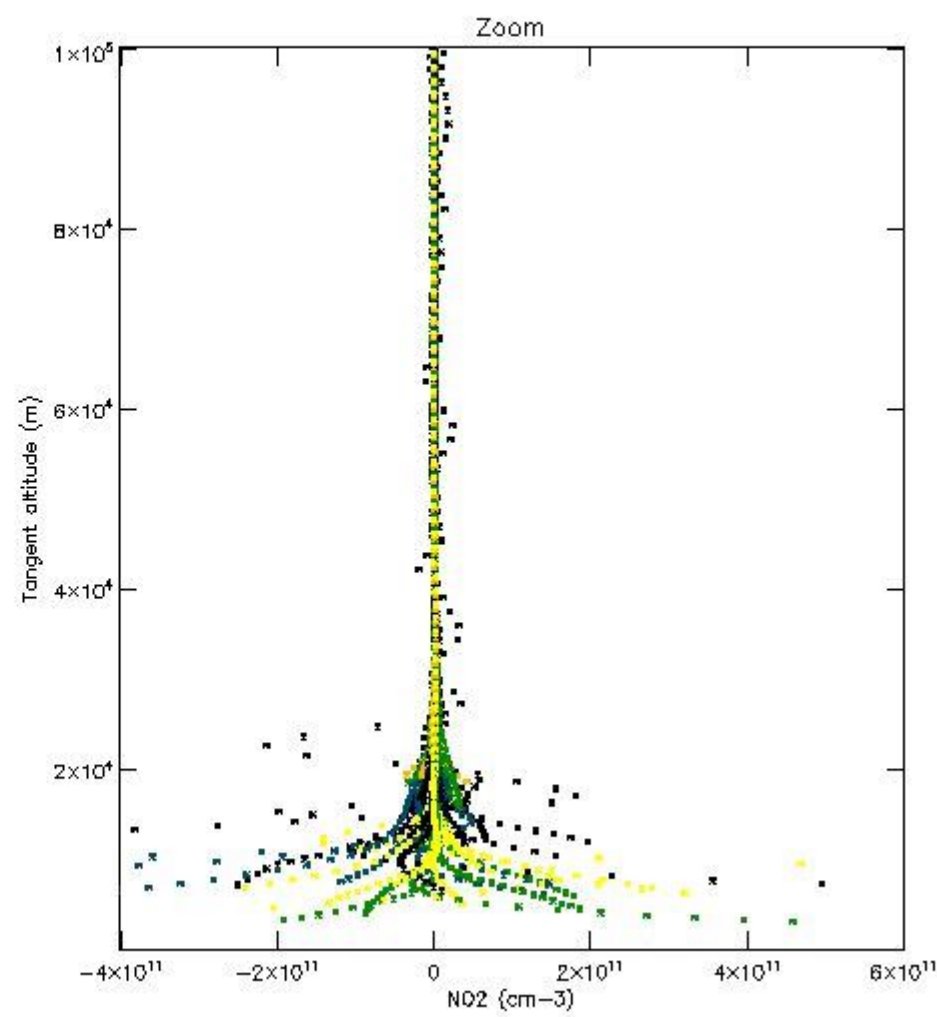
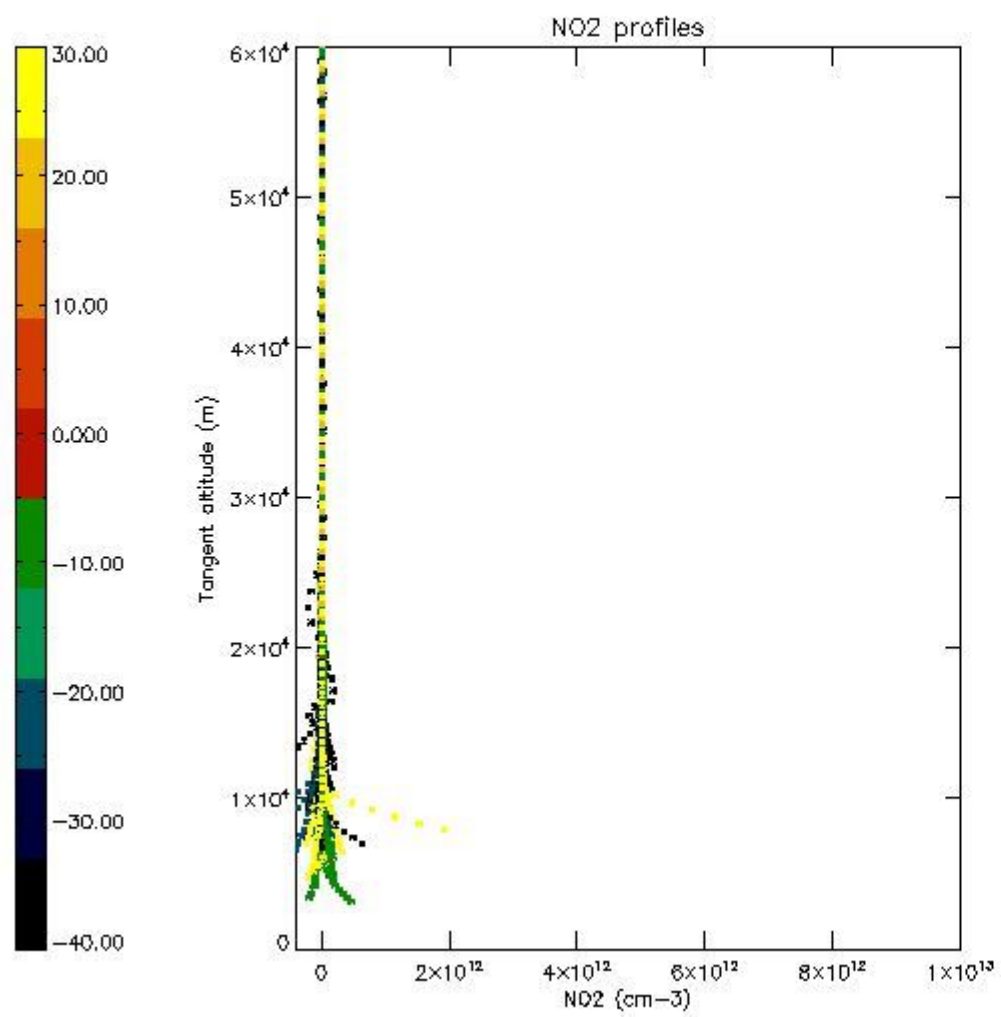
The colorbar represents the latitude.



*5.6 Plot NO<sub>2</sub> profiles for all STD (dark without errors)*

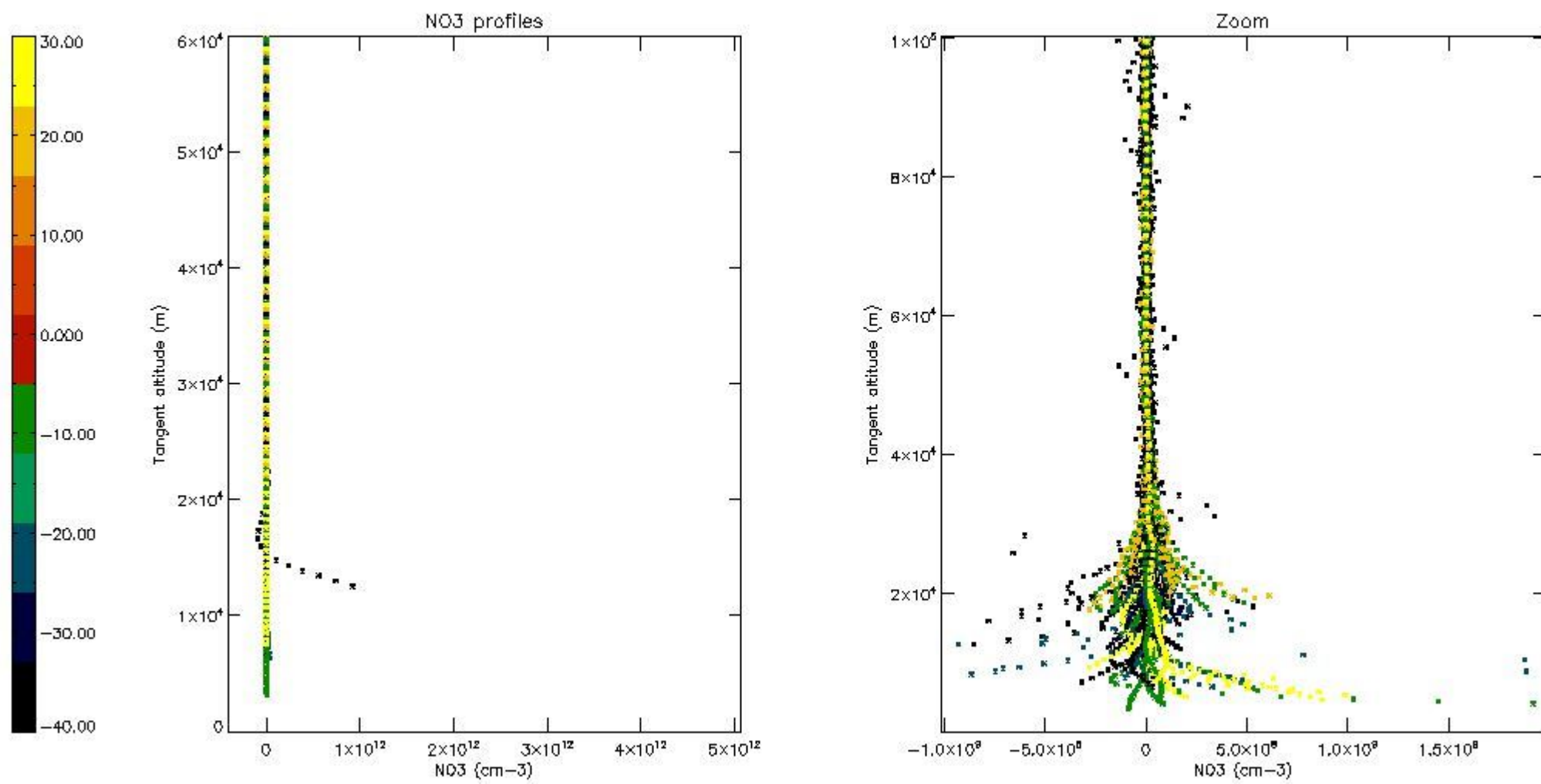
The colorbar represents the latitude.





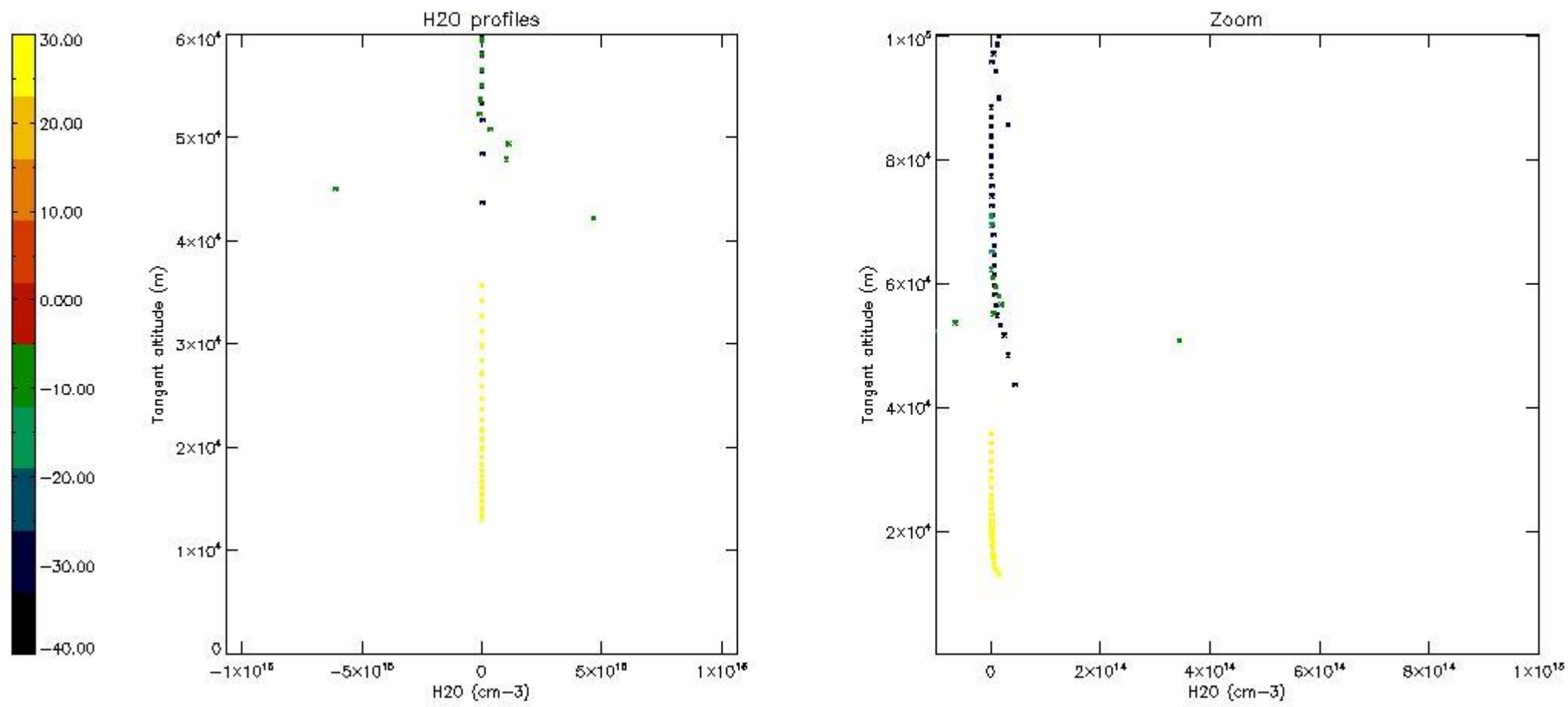
*5.7 Plot NO3 profiles for all STD (dark without errors)*

The colorbar represents the latitude.



5.8 Plot H<sub>2</sub>O profiles for all STD (only for occultations of stars 1,2,3,4,13,14,16,26,63 dark without errors)

The colorbar represents the latitude.



## 6. Auxiliary Data Files used for the production reported in section 2

The number reported in the third column indicates since which file (see list in section 2) the corresponding auxiliary file has been used. The fourth column is the date of those product files.

Type	Auxiliary Filename	Used since product	Used since product date
INST_PHYS_CHARACTERISTICS	GOM_INS_AXVIEC20091111_143220_20030716_120000_20500101_000000	1	04-OCT-2008 00:06:57
LEVEL-2_PROC_CONFIG	GOM_PR2_AXVIEC20091111_152718_20020301_000000_20500101_000000	1	04-OCT-2008 00:06:57
CROSS_SECTIONS_FILE	GOM_CRS_AXVIEC20091111_154832_20020301_000000_20500101_000000	1	04-OCT-2008 00:06:57

# GOMOS Level 2 Daily Report

## SUMMARY

### [1. General Info](#)

### [2. Summary of processed GOM\\_NL\\_2P products](#)

### [3. Level 2 Quality information per product](#)

#### [3.1 Plot of level 2 quality information per product \(time dependant\)](#)

#### [3.2 Plot of level 2 quality information per product \(world map\)](#)

### [4. Level 1 Quality information per product \(stored on level 2 products\)](#)

#### [4.1 Plot of level 1 quality information per product \(time dependant\)](#)

##### [4.1.1 Plot of level 1 quality information per product \(time dependant\): ASCENDING](#)

##### [4.1.2 Plot of level 1 quality information per product \(time dependant\): DESCENDING](#)

#### [4.2 Plot of level 1 quality information per product \(world map\)](#)

##### [4.2.1 Plot of level 1 quality information per product \(world map\): ASCENDING](#)

##### [4.2.2 Plot of level 1 quality information per product \(world map\): DESCENDING](#)

### [5. Ozone profiles based on quality statistics and other trace gas profiles](#)

#### [5.1 Ozone statistics based on quality of products](#)

#### [5.2 Plot ozone profiles for all STD \(dark without errors\)](#)

#### [5.3 Plot ozone profiles where STD < 20% \(dark without errors\)](#)

#### [5.4. Plot ozone profiles where STD < 10% \(dark without errors\)](#)

#### [5.5. Plot ozone profiles where STD < 5% \(dark without errors\)](#)

#### [5.6 Plot NO2 profiles for all STD \(dark without errors\)](#)

#### [5.7 Plot NO3 profiles for all STD \(dark without errors\)](#)

#### [5.8 Plot H2O profiles \(only for occultations of stars 1,2,3,4,13,14,16,26,63 dark without errors\) for all STD](#)

### [6. Auxiliary Data Files used for the production reported in section 2](#)

This report presents the daily analysis on parameters extracted from GOMOS level 2 data (GOM\_NL\_\_2P). It is intended to monitor some important parameters that will impact the quality of these products. A list of level 2 products (and content) that have arrived during the reporting day to the PCF is also given.

Item	Value
Time of report generation	25APR2013 20:34:52
Data source version	GOMOS/6.01
Start time of products	04-10-2008 (04OCT2008 00:00:00)
Stop time of products	05-10-2008 (05OCT2008 00:00:00)
Store outputs in DB	Yes
Nb of level 2 prods	283
Nb of prods with errors	0

## 2. Summary of processed GOM\_NL\_\_2P products.

Nr	Filename	UTC Start time	Limb	Duration	Star Id	Star Name	Star Mag	Star Temp	Nb Meas	Orbit	Prod. error
1	GOM_NL__2PRFIN20081004_000657_000000402072_00360_34482_1417.N1	04-OCT-2008 00:06:57	Dark	39.500	143	Alp Hyi	2.8570	7200.0	79	34482	No
2	GOM_NL__2PRFIN20081004_000825_000000442072_00360_34482_1418.N1	04-OCT-2008 00:08:25	Dark	43.500	9	Alp Eri	0.45300	24000.	87	34482	No
3	GOM_NL__2PRFIN20081004_001342_000000462072_00360_34482_1419.N1	04-OCT-2008 00:13:42	Straylight	46.000	84	Alp Phe	2.3970	4500.0	92	34482	No
4	GOM_NL__2PRFIN20081004_002032_000000472072_00360_34482_1420.N1	04-OCT-2008 00:20:32	Straylight	46.500	52	16Bet Cet	2.0370	4500.0	93	34482	No
5	GOM_NL__2PRFIN20081004_003039_000000362072_00360_34482_1421.N1	04-OCT-2008 00:30:39	Bright	36.000	90	54Alp Peg	2.4870	11000.	72	34482	No
6	GOM_NL__2PRFIN20081004_003415_000000382072_00360_34482_1422.N1	04-OCT-2008 00:34:15	Bright	37.500	93	53Bet Peg	2.5200	3100.0	75	34482	No
7	GOM_NL__2PRFIN20081004_004328_000000362072_00360_34482_1423.N1	04-OCT-2008 00:43:28	Bright	36.000	74	11Bet Cas	2.2680	6600.0	72	34482	No
8	GOM_NL__2PRFIN20081004_004518_000000412072_00360_34482_1424.N1	04-OCT-2008 00:45:18	Bright	40.500	110	37Del Cas	2.6780	8900.0	81	34482	No
9	GOM_NL__2PRFIN20081004_005136_000000342072_00360_34482_1425.N1	04-OCT-2008 00:51:36	Bright	33.500	49	1Alp UMi	1.9900	6300.0	67	34482	No
10	GOM_NL__2PRFIN20081004_005938_000000372072_00360_34482_1426.N1	04-OCT-2008 00:59:38	Bright	36.500	36	50Alp UMa	1.8000	6300.0	73	34482	No
11	GOM_NL__2PRFIN20081004_010109_000000342072_00360_34482_1427.N1	04-OCT-2008 01:01:09	Bright	34.000	82	48Bet UMa	2.3650	10600.	68	34482	No
12	GOM_NL__2PRFIN20081004_011105_000000372072_00360_34482_1428.N1	04-OCT-2008 01:11:05	Bright	36.500	166	17Eps Leo	2.9800	6000.0	73	34482	No
13	GOM_NL__2PRFIN20081004_011410_000000352072_00360_34482_1429.N1	04-OCT-2008 01:14:10	Bright	34.500	22	32Alp Leo	1.3600	15200.	69	34482	No
14	GOM_NL__2PRFIN20081004_012049_000000452072_00360_34482_1430.N1	04-OCT-2008 01:20:49	Twilight	44.500	48	30Alp Hya	1.9770	4100.0	89	34482	No
15	GOM_NL__2PRFIN20081004_013029_000000432072_00360_34482_1431.N1	04-OCT-2008 01:30:29	Dark	43.000	65	Lam Vel	2.2040	4400.0	86	34482	No
16	GOM_NL__2PRFIN20081004_013157_000000432072_00360_34482_1432.N1	04-OCT-2008 01:31:57	Dark	42.500	70	Zet Pup	2.2460	39000.	85	34482	No
17	GOM_NL__2PRFIN20081004_013345_000000372072_00360_34482_1433.N1	04-OCT-2008 01:33:45	Dark	37.000	46	Del Vel	1.9540	10600.	74	34482	No
18	GOM_NL__2PRFIN20081004_013707_000000412072_00361_34483_1427.N1	04-OCT-2008 01:37:07	Dark	41.000	161	Tau Pup	2.9310	4500.0	82	34483	No
19	GOM_NL__2PRFIN20081004_013831_000000562072_00361_34483_1428.N1	04-OCT-2008 01:38:31	Dark	55.500	2	Alp Car	-0.73600	7000.0	111	34483	No
20	GOM_NL__2PRFIN20081004_014734_000000382072_00361_34483_1429.N1	04-OCT-2008 01:47:34	Dark	38.000	143	Alp Hyi	2.8570	7200.0	76	34483	No
21	GOM_NL__2PRFIN20081004_014901_000000492072_00361_34483_1430.N1	04-OCT-2008 01:49:01	Dark	49.000	9	Alp Eri	0.45300	24000.	98	34483	No
22	GOM_NL__2PRFIN20081004_015418_000000402072_00361_34483_1431.N1	04-OCT-2008 01:54:18	Straylight	40.000	84	Alp Phe	2.3970	4500.0	80	34483	No
23	GOM_NL__2PRFIN20081004_020108_000000472072_00361_34483_1432.N1	04-OCT-2008 02:01:08	Straylight	47.000	52	16Bet Cet	2.0370	4500.0	94	34483	No
24	GOM_NL__2PRFIN20081004_021115_000000372072_00361_34483_1433.N1	04-OCT-2008 02:11:15	Bright	36.500	90	54Alp Peg	2.4870	11000.	73	34483	No
25	GOM_NL__2PRFIN20081004_021451_000000382072_00361_34483_1434.N1	04-OCT-2008 02:14:51	Bright	37.500	93	53Bet Peg	2.5200	3100.0	75	34483	No
26	GOM_NL__2PRFIN20081004_022404_000000352072_00361_34483_1435.N1	04-OCT-2008 02:24:04	Bright	34.500	74	11Bet Cas	2.2680	6600.0	69	34483	No
27	GOM_NL__2PRFIN20081004_022553_000000412072_00361_34483_1436.N1	04-OCT-2008 02:25:53	Bright	41.000	110	37Del Cas	2.6780	8900.0	82	34483	No
28	GOM_NL__2PRFIN20081004_023212_000000322072_00361_34483_1437.N1	04-OCT-2008 02:32:12	Bright	32.000	49	1Alp UMi	1.9900	6300.0	64	34483	No
29	GOM_NL__2PRFIN20081004_024014_000000372072_00361_34483_1438.N1	04-OCT-2008 02:40:14	Bright	36.500	36	50Alp UMa	1.8000	6300.0	73	34483	No
30	GOM_NL__2PRFIN20081004_024145_000000522072_00361_34483_1439.N1	04-OCT-2008 02:41:45	Bright	52.000	82	48Bet UMa	2.3650	10600.	104	34483	No
31	GOM_NL__2PRFIN20081004_025141_000000362072_00361_34483_1440.N1	04-OCT-2008 02:51:41	Bright	35.500	166	17Eps Leo	2.9800	6000.0	71	34483	No
32	GOM_NL__2PRFIN20081004_025447_000000352072_00361_34483_1441.N1	04-OCT-2008 02:54:47	Bright	34.500	22	32Alp Leo	1.3600	15200.	69	34483	No
33	GOM_NL__2PRFIN20081004_030125_000000442072_00361_34483_1442.N1	04-OCT-2008 03:01:25	Twilight	43.500	48	30Alp Hya	1.9770	4100.0	87	34483	No
34	GOM_NL__2PRFIN20081004_030852_000000472072_00361_34483_1443.N1	04-OCT-2008 03:08:52	Dark	46.500	132	15Rho Pup	2.8030	6900.0	93	34483	No
35	GOM_NL__2PRFIN20081004_031105_000000452072_00361_34483_1444.N1	04-OCT-2008 03:11:05	Dark	44.500	65	Lam Vel	2.2040	4400.0	89	34483	No
36	GOM_NL__2PRFIN20081004_031421_000000392072_00361_34483_1445.N1	04-OCT-2008 03:14:21	Dark	39.000	46	Del Vel	1.9540	10600.	78	34483	No
37	GOM_NL__2PRFIN20081004_031743_000000462072_00362_34484_1435.N1	04-OCT-2008 03:17:43	Dark	45.500	161	Tau Pup	2.9310	4500.0	91	34484	No
38	GOM_NL__2PRFIN20081004_031908_000000462072_00362_34484_1436.N1	04-OCT-2008 03:19:08	Dark	46.000	2	Alp Car	-0.73600	7000.0	92	34484	No
39	GOM_NL__2PRFIN20081004_032810_000000392072_00362_34484_1437.N1	04-OCT-2008 03:28:10	Dark	38.500	143	Alp Hyi	2.8570	7200.0	77	34484	No
40	GOM_NL__2PRFIN20081004_032938_000000402072_00362_34484_1438.N1	04-OCT-2008 03:29:38	Dark	39.500	9	Alp Eri	0.45300	24000.	79	34484	No
41	GOM_NL__2PRFIN20081004_033454_000000432072_00362_34484_1439.N1	04-OCT-2008 03:34:54	Straylight	43.000	84	Alp Phe	2.3970	4500.0	86	34484	No
42	GOM_NL__2PRFIN20081004_034144_000000452072_00362_34484_1440.N1	04-OCT-2008 03:41:44	Straylight	45.000	52	16Bet Cet	2.0370	4500.0	90	34484	No

43	GOM_NL__2PRFIN20081004_035151_000000372072_00362_34484_1441.N1	04-OCT-2008 03:51:51	Bright	36.500	90	54Alp Peg	2.4870	11000.	73	34484	No
44	GOM_NL__2PRFIN20081004_035527_000000372072_00362_34484_1442.N1	04-OCT-2008 03:55:27	Bright	36.500	93	53Bet Peg	2.5200	3100.0	73	34484	No
45	GOM_NL__2PRFIN20081004_040439_000000382072_00362_34484_1443.N1	04-OCT-2008 04:04:39	Bright	37.500	74	11Bet Cas	2.2680	6600.0	75	34484	No
46	GOM_NL__2PRFIN20081004_040629_000000402072_00362_34484_1444.N1	04-OCT-2008 04:06:29	Bright	39.500	110	37Del Cas	2.6780	8900.0	79	34484	No
47	GOM_NL__2PRFIN20081004_041248_000000362072_00362_34484_1445.N1	04-OCT-2008 04:12:48	Bright	35.500	49	1Alp UMi	1.9900	6300.0	71	34484	No
48	GOM_NL__2PRFIN20081004_042050_000000372072_00362_34484_1446.N1	04-OCT-2008 04:20:50	Bright	36.500	36	50Alp UMa	1.8000	6300.0	73	34484	No
49	GOM_NL__2PRFIN20081004_042221_000000522072_00362_34484_1447.N1	04-OCT-2008 04:22:21	Bright	52.000	82	48Bet UMa	2.3650	10600.	104	34484	No
50	GOM_NL__2PRFIN20081004_043217_000000362072_00362_34484_1448.N1	04-OCT-2008 04:32:17	Bright	35.500	166	17Eps Leo	2.9800	6000.0	71	34484	No
51	GOM_NL__2PRFIN20081004_043523_000000342072_00362_34484_1449.N1	04-OCT-2008 04:35:23	Bright	34.000	22	32Alp Leo	1.3600	15200.	68	34484	No
52	GOM_NL__2PRFIN20081004_044202_000000472072_00362_34484_1450.N1	04-OCT-2008 04:42:02	Twilight	46.500	48	30Alp Hya	1.9770	4100.0	93	34484	No
53	GOM_NL__2PRFIN20081004_044929_000000512072_00362_34484_1451.N1	04-OCT-2008 04:49:29	Dark	50.500	132	15Rho Pup	2.8030	6900.0	101	34484	No
54	GOM_NL__2PRFIN20081004_045142_000000442072_00362_34484_1452.N1	04-OCT-2008 04:51:42	Dark	44.000	65	Lam Vel	2.2040	4400.0	88	34484	No
55	GOM_NL__2PRFIN20081004_045310_000000412072_00362_34484_1453.N1	04-OCT-2008 04:53:10	Dark	41.000	70	Zet Pup	2.2460	39000.	82	34484	No
56	GOM_NL__2PRFIN20081004_045458_000000412072_00362_34484_1454.N1	04-OCT-2008 04:54:58	Dark	40.500	46	Del Vel	1.9540	10600.	81	34484	No
57	GOM_NL__2PRFIN20081004_045820_000000432072_00363_34485_1441.N1	04-OCT-2008 04:58:20	Dark	43.000	161	Tau Pup	2.9310	4500.0	86	34485	No
58	GOM_NL__2PRFIN20081004_045944_000000602072_00363_34485_1442.N1	04-OCT-2008 04:59:44	Dark	59.500	2	Alp Car	-0.73600	7000.0	119	34485	No
59	GOM_NL__2PRFIN20081004_050846_000000382072_00363_34485_1443.N1	04-OCT-2008 05:08:46	Dark	38.000	143	Alp Hyi	2.8570	7200.0	76	34485	No
60	GOM_NL__2PRFIN20081004_051014_000000442072_00363_34485_1444.N1	04-OCT-2008 05:10:14	Dark	44.000	9	Alp Eri	0.45300	24000.	88	34485	No
61	GOM_NL__2PRFIN20081004_051531_000000392072_00363_34485_1445.N1	04-OCT-2008 05:15:31	Straylight	38.500	84	Alp Phe	2.3970	4500.0	77	34485	No
62	GOM_NL__2PRFIN20081004_052220_000000452072_00363_34485_1446.N1	04-OCT-2008 05:22:20	Straylight	45.000	52	16Bet Cet	2.0370	4500.0	90	34485	No
63	GOM_NL__2PRFIN20081004_053227_000000362072_00363_34485_1447.N1	04-OCT-2008 05:32:27	Bright	36.000	90	54Alp Peg	2.4870	11000.	72	34485	No
64	GOM_NL__2PRFIN20081004_053603_000000352072_00363_34485_1448.N1	04-OCT-2008 05:36:03	Bright	35.000	93	53Bet Peg	2.5200	3100.0	70	34485	No
65	GOM_NL__2PRFIN20081004_054515_000000392072_00363_34485_1449.N1	04-OCT-2008 05:45:15	Bright	38.500	74	11Bet Cas	2.2680	6600.0	77	34485	No
66	GOM_NL__2PRFIN20081004_054704_000000402072_00363_34485_1450.N1	04-OCT-2008 05:47:04	Bright	40.000	110	37Del Cas	2.6780	8900.0	80	34485	No
67	GOM_NL__2PRFIN20081004_055324_000000362072_00363_34485_1451.N1	04-OCT-2008 05:53:24	Bright	36.000	49	1Alp UMi	1.9900	6300.0	72	34485	No
68	GOM_NL__2PRFIN20081004_060126_000000372072_00363_34485_1452.N1	04-OCT-2008 06:01:26	Bright	36.500	36	50Alp UMa	1.8000	6300.0	73	34485	No
69	GOM_NL__2PRFIN20081004_060257_000000522072_00363_34485_1453.N1	04-OCT-2008 06:02:57	Bright	52.000	82	48Bet UMa	2.3650	10600.	104	34485	No
70	GOM_NL__2PRFIN20081004_061253_000000372072_00363_34485_1454.N1	04-OCT-2008 06:12:53	Bright	36.500	166	17Eps Leo	2.9800	6000.0	73	34485	No
71	GOM_NL__2PRFIN20081004_061559_000000342072_00363_34485_1455.N1	04-OCT-2008 06:15:59	Bright	34.000	22	32Alp Leo	1.3600	15200.	68	34485	No
72	GOM_NL__2PRFIN20081004_062238_000000472072_00363_34485_1456.N1	04-OCT-2008 06:22:38	Twilight	47.000	48	30Alp Hya	1.9770	4100.0	94	34485	No
73	GOM_NL__2PRFIN20081004_063006_000000482072_00363_34485_1457.N1	04-OCT-2008 06:30:06	Dark	47.500	132	15Rho Pup	2.8030	6900.0	95	34485	No
74	GOM_NL__2PRFIN20081004_063218_000000452072_00363_34485_1458.N1	04-OCT-2008 06:32:18	Dark	45.000	65	Lam Vel	2.2040	4400.0	90	34485	No
75	GOM_NL__2PRFIN20081004_063347_000000412072_00363_34485_1459.N1	04-OCT-2008 06:33:47	Dark	40.500	70	Zet Pup	2.2460	39000.	81	34485	No
76	GOM_NL__2PRFIN20081004_063534_000000402072_00363_34485_1460.N1	04-OCT-2008 06:35:34	Dark	40.000	46	Del Vel	1.9540	10600.	80	34485	No
77	GOM_NL__2PRFIN20081004_063857_000000432072_00364_34486_1453.N1	04-OCT-2008 06:38:57	Dark	43.000	161	Tau Pup	2.9310	4500.0	86	34486	No
78	GOM_NL__2PRFIN20081004_064021_000000582072_00364_34486_1454.N1	04-OCT-2008 06:40:21	Dark	58.000	2	Alp Car	-0.73600	7000.0	116	34486	No
79	GOM_NL__2PRFIN20081004_064923_000000382072_00364_34486_1455.N1	04-OCT-2008 06:49:23	Dark	38.000	143	Alp Hyi	2.8570	7200.0	76	34486	No
80	GOM_NL__2PRFIN20081004_065050_000000512072_00364_34486_1456.N1	04-OCT-2008 06:50:50	Dark	51.000	9	Alp Eri	0.45300	24000.	102	34486	No
81	GOM_NL__2PRFIN20081004_065607_000000442072_00364_34486_1457.N1	04-OCT-2008 06:56:07	Straylight	44.000	84	Alp Phe	2.3970	4500.0	88	34486	No
82	GOM_NL__2PRFIN20081004_070256_000000452072_00364_34486_1458.N1	04-OCT-2008 07:02:56	Straylight	44.500	52	16Bet Cet	2.0370	4500.0	89	34486	No
83	GOM_NL__2PRFIN20081004_071303_000000352072_00364_34486_1459.N1	04-OCT-2008 07:13:03	Bright	34.500	90	54Alp Peg	2.4870	11000.	69	34486	No
84	GOM_NL__2PRFIN20081004_071639_000000352072_00364_34486_1460.N1	04-OCT-2008 07:16:39	Bright	35.000	93	53Bet Peg	2.5200	3100.0	70	34486	No
85	GOM_NL__2PRFIN20081004_072539_000000402072_00364_34486_1461.N1	04-OCT-2008 07:25:39	Bright	40.000	68	18Alp Cas	2.2250	4500.0	80	34486	No
86	GOM_NL__2PRFIN20081004_072705_000000402072_00364_34486_1462.N1	04-OCT-2008 07:27:05	Bright	39.500	76	27Gam Cas	2.3000	30000.	79	34486	No
87	GOM_NL__2PRFIN20081004_073400_000000362072_00364_34486_1463.N1	04-OCT-2008 07:34:00	Bright	36.000	49	1Alp UMi	1.9900	6300.0	72	34486	No
88	GOM_NL__2PRFIN20081004_074202_000000352072_00364_34486_1464.N1	04-OCT-2008 07:42:02	Bright	35.000	36	50Alp UMa	1.8000	6300.0	70	34486	No
89	GOM_NL__2PRFIN20081004_074333_000000342072_00364_34486_1465.N1	04-OCT-2008 07:43:33	Bright	34.000	82	48Bet UMa	2.3650	10600.	68	34486	No
90	GOM_NL__2PRFIN20081004_075330_000000332072_00364_34486_1466.N1	04-OCT-2008 07:53:30	Bright	33.000	166	17Eps Leo	2.9800	6000.0	66	34486	No
91	GOM_NL__2PRFIN20081004_075635_000000332072_00364_34486_1467.N1	04-OCT-2008 07:56:35	Bright	32.500	22	32Alp Leo	1.3600	15200.	65	34486	No
92	GOM_NL__2PRFIN20081004_080315_000000482072_00364_34486_1468.N1	04-OCT-2008 08:03:15	Twilight	48.000	48	30Alp Hya	1.9770	4100.0	96	34486	No
93	GOM_NL__2PRFIN20081004_081043_000000492072_00364_34486_1469.N1	04-OCT-2008 08:10:43	Dark	48.500	132	15Rho Pup	2.8030	6900.0	97	34486	No
94	GOM_NL__2PRFIN20081004_081255_000000442072_00364_34486_1470.N1	04-OCT-2008 08:12:55	Dark	43.500	65	Lam Vel	2.2040	4400.0	87	34486	No
95	GOM_NL__2PRFIN20081004_081424_000000432072_00364_34486_1471.N1	04-OCT-2008 08:14:24	Dark	43.000	70	Zet Pup	2.2460	39000.	86	34486	No
96	GOM_NL__2PRFIN20081004_081611_000000402072_00364_34486_1472.N1	04-OCT-2008 08:16:11	Dark	40.000	46	Del Vel	1.9540	10600.	80	34486	No
97	GOM_NL__2PRFIN20081004_081934_000000442072_00365_34487_1512.N1	04-OCT-2008 08:19:34	Dark	43.500	161	Tau Pup	2.9310	4500.0	87	34487	No
98	GOM_NL__2PRFIN20081004_082058_000000602072_00365_34487_1513.N1	04-OCT-2008 08:20:58	Dark	60.000	2	Alp Car	-0.73600	7000.0	120	34487	No
99	GOM_NL__2PRFIN20081004_082959_000000362072_00365_34487_1514.N1	04-OCT-2008 08:29:59	Dark	36.000	143	Alp Hyi	2.8570	7200.0	72	34487	No
100	GOM_NL__2PRFIN20081004_083127_000000522072_00365_34487_1515.N1	04-OCT-2008 08:31:27	Dark	51.500	9	Alp Eri	0.45300	24000.	103	34487	No
101	GOM_NL__2PRFIN20081004_083643_000000392072_00365_34487_1516.N1	04-OCT-2008 08:36:43	Straylight	38.500	84	Alp Phe	2.3970	4500.0	77	34487	No

102	GOM_NL__2PRFIN20081004_084332_000000472072_00365_34487_1517.N1	04-OCT-2008 08:43:32	Straylight	47.000	52	16Bet Cet	2.0370	4500.0	94	34487	No
103	GOM_NL__2PRFIN20081004_085339_000000362072_00365_34487_1518.N1	04-OCT-2008 08:53:39	Bright	36.000	90	54Alp Peg	2.4870	11000.	72	34487	No
104	GOM_NL__2PRFIN20081004_085715_000000372072_00365_34487_1519.N1	04-OCT-2008 08:57:15	Bright	36.500	93	53Bet Peg	2.5200	3100.0	73	34487	No
105	GOM_NL__2PRFIN20081004_090615_000000372072_00365_34487_1520.N1	04-OCT-2008 09:06:15	Bright	37.000	68	18Alp Cas	2.2250	4500.0	74	34487	No
106	GOM_NL__2PRFIN20081004_090741_000000392072_00365_34487_1521.N1	04-OCT-2008 09:07:41	Bright	39.000	76	27Gam Cas	2.3000	30000.	78	34487	No
107	GOM_NL__2PRFIN20081004_091435_000000362072_00365_34487_1522.N1	04-OCT-2008 09:14:35	Bright	35.500	49	1Alp UMi	1.9900	6300.0	71	34487	No
108	GOM_NL__2PRFIN20081004_092238_000000352072_00365_34487_1523.N1	04-OCT-2008 09:22:38	Bright	34.500	36	50Alp UMa	1.8000	6300.0	69	34487	No
109	GOM_NL__2PRFIN20081004_092409_000000342072_00365_34487_1524.N1	04-OCT-2008 09:24:09	Bright	34.000	82	48Bet UMa	2.3650	10600.	68	34487	No
110	GOM_NL__2PRFIN20081004_093406_000000372072_00365_34487_1525.N1	04-OCT-2008 09:34:06	Bright	36.500	166	17Eps Leo	2.9800	6000.0	73	34487	No
111	GOM_NL__2PRFIN20081004_093711_000000332072_00365_34487_1526.N1	04-OCT-2008 09:37:11	Bright	32.500	22	32Alp Leo	1.3600	15200.	65	34487	No
112	GOM_NL__2PRFIN20081004_094351_000000512072_00365_34487_1527.N1	04-OCT-2008 09:43:51	Twilight	50.500	48	30Alp Hya	1.9770	4100.0	101	34487	No
113	GOM_NL__2PRFIN20081004_095120_000000502072_00365_34487_1528.N1	04-OCT-2008 09:51:20	Dark	49.500	132	15Rho Pup	2.8030	6900.0	99	34487	No
114	GOM_NL__2PRFIN20081004_095331_000000432072_00365_34487_1529.N1	04-OCT-2008 09:53:31	Dark	43.000	65	Lam Vel	2.2040	4400.0	86	34487	No
115	GOM_NL__2PRFIN20081004_095500_000000442072_00365_34487_1530.N1	04-OCT-2008 09:55:00	Dark	44.000	70	Zet Pup	2.2460	39000.	88	34487	No
116	GOM_NL__2PRFIN20081004_095647_000000422072_00365_34487_1531.N1	04-OCT-2008 09:56:47	Dark	42.000	46	Del Vel	1.9540	10600.	84	34487	No
117	GOM_NL__2PRFIN20081004_100010_000000412072_00366_34488_1529.N1	04-OCT-2008 10:00:10	Dark	41.000	161	Tau Pup	2.9310	4500.0	82	34488	No
118	GOM_NL__2PRFIN20081004_100134_000000542072_00366_34488_1530.N1	04-OCT-2008 10:01:34	Dark	53.500	2	Alp Car	-0.73600	7000.0	107	34488	No
119	GOM_NL__2PRFIN20081004_101035_000000382072_00366_34488_1531.N1	04-OCT-2008 10:10:35	Dark	37.500	143	Alp Hyi	2.8570	7200.0	75	34488	No
120	GOM_NL__2PRFIN20081004_101203_000000502072_00366_34488_1532.N1	04-OCT-2008 10:12:03	Dark	49.500	9	Alp Eri	0.45300	24000.	99	34488	No
121	GOM_NL__2PRFIN20081004_101719_000000412072_00366_34488_1533.N1	04-OCT-2008 10:17:19	Straylight	41.000	84	Alp Phe	2.3970	4500.0	82	34488	No
122	GOM_NL__2PRFIN20081004_102408_000000462072_00366_34488_1534.N1	04-OCT-2008 10:24:08	Straylight	46.000	52	16Bet Cet	2.0370	4500.0	92	34488	No
123	GOM_NL__2PRFIN20081004_103415_000000362072_00366_34488_1535.N1	04-OCT-2008 10:34:15	Bright	36.000	90	54Alp Peg	2.4870	11000.	72	34488	No
124	GOM_NL__2PRFIN20081004_103751_000000352072_00366_34488_1536.N1	04-OCT-2008 10:37:51	Bright	35.000	93	53Bet Peg	2.5200	3100.0	70	34488	No
125	GOM_NL__2PRFIN20081004_104650_000000392072_00366_34488_1537.N1	04-OCT-2008 10:46:50	Bright	39.000	68	18Alp Cas	2.2250	4500.0	78	34488	No
126	GOM_NL__2PRFIN20081004_104816_000000402072_00366_34488_1538.N1	04-OCT-2008 10:48:16	Bright	39.500	76	27Gam Cas	2.3000	30000.	79	34488	No
127	GOM_NL__2PRFIN20081004_105511_000000372072_00366_34488_1539.N1	04-OCT-2008 10:55:11	Bright	36.500	49	1Alp UMi	1.9900	6300.0	73	34488	No
128	GOM_NL__2PRFIN20081004_110314_000000332072_00366_34488_1540.N1	04-OCT-2008 11:03:14	Bright	33.000	36	50Alp UMa	1.8000	6300.0	66	34488	No
129	GOM_NL__2PRFIN20081004_110445_000000442072_00366_34488_1541.N1	04-OCT-2008 11:04:45	Bright	43.500	82	48Bet UMa	2.3650	10600.	87	34488	No
130	GOM_NL__2PRFIN20081004_111442_000000352072_00366_34488_1542.N1	04-OCT-2008 11:14:42	Bright	35.000	166	17Eps Leo	2.9800	6000.0	70	34488	No
131	GOM_NL__2PRFIN20081004_111748_000000332072_00366_34488_1543.N1	04-OCT-2008 11:17:48	Bright	32.500	22	32Alp Leo	1.3600	15200.	65	34488	No
132	GOM_NL__2PRFIN20081004_112427_000000512072_00366_34488_1544.N1	04-OCT-2008 11:24:27	Twilight	51.000	48	30Alp Hya	1.9770	4100.0	102	34488	No
133	GOM_NL__2PRFIN20081004_113156_000000492072_00366_34488_1545.N1	04-OCT-2008 11:31:56	Dark	48.500	132	15Rho Pup	2.8030	6900.0	97	34488	No
134	GOM_NL__2PRFIN20081004_113407_000000412072_00366_34488_1546.N1	04-OCT-2008 11:34:07	Dark	41.000	65	Lam Vel	2.2040	4400.0	82	34488	No
135	GOM_NL__2PRFIN20081004_113723_000000402072_00366_34488_1547.N1	04-OCT-2008 11:37:23	Dark	39.500	46	Del Vel	1.9540	10600.	79	34488	No
136	GOM_NL__2PRFIN20081004_113859_000000482072_00367_34489_1543.N1	04-OCT-2008 11:38:59	Dark	47.500	41	Eps Car	1.8600	4100.0	95	34489	No
137	GOM_NL__2PRFIN20081004_114047_000000442072_00367_34489_1544.N1	04-OCT-2008 11:40:47	Dark	44.000	161	Tau Pup	2.9310	4500.0	88	34489	No
138	GOM_NL__2PRFIN20081004_114211_000000482072_00367_34489_1545.N1	04-OCT-2008 11:42:11	Dark	48.000	2	Alp Car	-0.73600	7000.0	96	34489	No
139	GOM_NL__2PRFIN20081004_115112_000000392072_00367_34489_1546.N1	04-OCT-2008 11:51:12	Dark	38.500	143	Alp Hyi	2.8570	7200.0	77	34489	No
140	GOM_NL__2PRFIN20081004_115239_000000442072_00367_34489_1547.N1	04-OCT-2008 11:52:39	Dark	44.000	9	Alp Eri	0.45300	24000.	88	34489	No
141	GOM_NL__2PRFIN20081004_115755_000000422072_00367_34489_1548.N1	04-OCT-2008 11:57:55	Straylight	41.500	84	Alp Phe	2.3970	4500.0	83	34489	No
142	GOM_NL__2PRFIN20081004_120444_000000472072_00367_34489_1549.N1	04-OCT-2008 12:04:44	Straylight	46.500	52	16Bet Cet	2.0370	4500.0	93	34489	No
143	GOM_NL__2PRFIN20081004_121451_000000362072_00367_34489_1550.N1	04-OCT-2008 12:14:51	Bright	36.000	90	54Alp Peg	2.4870	11000.	72	34489	No
144	GOM_NL__2PRFIN20081004_121827_000000422072_00367_34489_1551.N1	04-OCT-2008 12:18:27	Bright	42.000	93	53Bet Peg	2.5200	3100.0	84	34489	No
145	GOM_NL__2PRFIN20081004_122726_000000402072_00367_34489_1552.N1	04-OCT-2008 12:27:26	Bright	40.000	68	18Alp Cas	2.2250	4500.0	80	34489	No
146	GOM_NL__2PRFIN20081004_122852_000000362072_00367_34489_1553.N1	04-OCT-2008 12:28:52	Bright	36.000	76	27Gam Cas	2.3000	30000.	72	34489	No
147	GOM_NL__2PRFIN20081004_123547_000000372072_00367_34489_1554.N1	04-OCT-2008 12:35:47	Bright	37.000	49	1Alp UMi	1.9900	6300.0	74	34489	No
148	GOM_NL__2PRFIN20081004_124350_000000332072_00367_34489_1555.N1	04-OCT-2008 12:43:50	Bright	32.500	36	50Alp UMa	1.8000	6300.0	65	34489	No
149	GOM_NL__2PRFIN20081004_124521_000000332072_00367_34489_1556.N1	04-OCT-2008 12:45:21	Bright	32.500	82	48Bet UMa	2.3650	10600.	65	34489	No
150	GOM_NL__2PRFIN20081004_125518_000000372072_00367_34489_1557.N1	04-OCT-2008 12:55:18	Bright	37.000	166	17Eps Leo	2.9800	6000.0	74	34489	No
151	GOM_NL__2PRFIN20081004_125824_000000342072_00367_34489_1558.N1	04-OCT-2008 12:58:24	Bright	34.000	22	32Alp Leo	1.3600	15200.	68	34489	No
152	GOM_NL__2PRFIN20081004_130504_000000492072_00367_34489_1559.N1	04-OCT-2008 13:05:04	Twilight	49.000	48	30Alp Hya	1.9770	4100.0	98	34489	No
153	GOM_NL__2PRFIN20081004_131233_000000482072_00367_34489_1560.N1	04-OCT-2008 13:12:33	Dark	47.500	132	15Rho Pup	2.8030	6900.0	95	34489	No
154	GOM_NL__2PRFIN20081004_131444_000000492072_00367_34489_1561.N1	04-OCT-2008 13:14:44	Dark	49.000	65	Lam Vel	2.2040	4400.0	98	34489	No
155	GOM_NL__2PRFIN20081004_131759_000000382072_00367_34489_1562.N1	04-OCT-2008 13:17:59	Dark	38.000	46	Del Vel	1.9540	10600.	76	34489	No
156	GOM_NL__2PRFIN20081004_131935_000000492072_00368_34490_1556.N1	04-OCT-2008 13:19:35	Dark	49.000	41	Eps Car	1.8600	4100.0	98	34490	No
157	GOM_NL__2PRFIN20081004_132124_000000442072_00368_34490_1557.N1	04-OCT-2008 13:21:24	Dark	44.000	161	Tau Pup	2.9310	4500.0	88	34490	No
158	GOM_NL__2PRFIN20081004_132248_000000462072_00368_34490_1558.N1	04-OCT-2008 13:22:48	Dark	45.500	2	Alp Car	-0.73600	7000.0	91	34490	No
159	GOM_NL__2PRFIN20081004_133148_000000382072_00368_34490_1559.N1	04-OCT-2008 13:31:48	Dark	37.500	143	Alp Hyi	2.8570	7200.0	75	34490	No
160	GOM_NL__2PRFIN20081004_133315_000000432072_00368_34490_1560.N1	04-OCT-2008 13:33:15	Dark	43.000	9	Alp Eri	0.45300	24000.	86	34490	No

161	GOM_NL__2PRFIN20081004_133832_000000432072_00368_34490_1561.N1	04-OCT-2008 13:38:32	Straylight	42.500	84	Alp Phe	2.3970	4500.0	85	34490	No
162	GOM_NL__2PRFIN20081004_134520_000000432072_00368_34490_1562.N1	04-OCT-2008 13:45:20	Straylight	43.000	52	16Bet Cet	2.0370	4500.0	86	34490	No
163	GOM_NL__2PRFIN20081004_135527_000000362072_00368_34490_1563.N1	04-OCT-2008 13:55:27	Bright	36.000	90	54Alp Peg	2.4870	11000.	72	34490	No
164	GOM_NL__2PRFIN20081004_135903_000000372072_00368_34490_1564.N1	04-OCT-2008 13:59:03	Bright	36.500	93	53Bet Peg	2.5200	3100.0	73	34490	No
165	GOM_NL__2PRFIN20081004_140802_000000402072_00368_34490_1565.N1	04-OCT-2008 14:08:02	Bright	39.500	68	18Alp Cas	2.2250	4500.0	79	34490	No
166	GOM_NL__2PRFIN20081004_140927_000000402072_00368_34490_1566.N1	04-OCT-2008 14:09:27	Bright	39.500	76	27Gam Cas	2.3000	30000.	79	34490	No
167	GOM_NL__2PRFIN20081004_141623_000000352072_00368_34490_1567.N1	04-OCT-2008 14:16:23	Bright	35.000	49	1Alp UMi	1.9900	6300.0	70	34490	No
168	GOM_NL__2PRFIN20081004_142426_000000382072_00368_34490_1568.N1	04-OCT-2008 14:24:26	Bright	37.500	36	50Alp UMa	1.8000	6300.0	75	34490	No
169	GOM_NL__2PRFIN20081004_142557_000000342072_00368_34490_1569.N1	04-OCT-2008 14:25:57	Bright	34.000	82	48Bet UMa	2.3650	10600.	68	34490	No
170	GOM_NL__2PRFIN20081004_143554_000000552072_00368_34490_1570.N1	04-OCT-2008 14:35:54	Bright	55.000	166	17Eps Leo	2.9800	6000.0	110	34490	No
171	GOM_NL__2PRFIN20081004_143900_000000332072_00368_34490_1571.N1	04-OCT-2008 14:39:00	Bright	33.000	22	32Alp Leo	1.3600	15200.	66	34490	No
172	GOM_NL__2PRFIN20081004_144540_000000472072_00368_34490_1572.N1	04-OCT-2008 14:45:40	Twilight	47.000	48	30Alp Hya	1.9770	4100.0	94	34490	No
173	GOM_NL__2PRFIN20081004_145310_000000472072_00368_34490_1573.N1	04-OCT-2008 14:53:10	Dark	46.500	132	15Rho Pup	2.8030	6900.0	93	34490	No
174	GOM_NL__2PRFIN20081004_145520_000000382072_00368_34490_1574.N1	04-OCT-2008 14:55:20	Dark	37.500	65	Lam Vel	2.2040	4400.0	75	34490	No
175	GOM_NL__2PRFIN20081004_145836_000000402072_00368_34490_1575.N1	04-OCT-2008 14:58:36	Dark	39.500	46	Del Vel	1.9540	10600.	79	34490	No
176	GOM_NL__2PRFIN20081004_150011_000000472072_00369_34491_1567.N1	04-OCT-2008 15:00:11	Dark	47.000	41	Eps Car	1.8600	4100.0	94	34491	No
177	GOM_NL__2PRFIN20081004_150200_000000432072_00369_34491_1568.N1	04-OCT-2008 15:02:00	Dark	43.000	161	Tau Pup	2.9310	4500.0	86	34491	No
178	GOM_NL__2PRFIN20081004_150324_000000462072_00369_34491_1569.N1	04-OCT-2008 15:03:24	Dark	45.500	2	Alp Car	-0.73600	7000.0	91	34491	No
179	GOM_NL__2PRFIN20081004_151224_000000382072_00369_34491_1570.N1	04-OCT-2008 15:12:24	Dark	38.000	143	Alp Hyi	2.8570	7200.0	76	34491	No
180	GOM_NL__2PRFIN20081004_151352_000000452072_00369_34491_1571.N1	04-OCT-2008 15:13:52	Dark	44.500	9	Alp Eri	0.45300	24000.	89	34491	No
181	GOM_NL__2PRFIN20081004_151908_000000422072_00369_34491_1572.N1	04-OCT-2008 15:19:08	Straylight	42.000	84	Alp Phe	2.3970	4500.0	84	34491	No
182	GOM_NL__2PRFIN20081004_152556_000000492072_00369_34491_1573.N1	04-OCT-2008 15:25:56	Straylight	48.500	52	16Bet Cet	2.0370	4500.0	97	34491	No
183	GOM_NL__2PRFIN20081004_153603_000000362072_00369_34491_1574.N1	04-OCT-2008 15:36:03	Bright	36.000	90	54Alp Peg	2.4870	11000.	72	34491	No
184	GOM_NL__2PRFIN20081004_153939_000000382072_00369_34491_1575.N1	04-OCT-2008 15:39:39	Bright	37.500	93	53Bet Peg	2.5200	3100.0	75	34491	No
185	GOM_NL__2PRFIN20081004_154837_000000572072_00369_34491_1576.N1	04-OCT-2008 15:48:37	Bright	57.000	68	18Alp Cas	2.2250	4500.0	114	34491	No
186	GOM_NL__2PRFIN20081004_155003_000000392072_00369_34491_1577.N1	04-OCT-2008 15:50:03	Bright	39.000	76	27Gam Cas	2.3000	30000.	78	34491	No
187	GOM_NL__2PRFIN20081004_155659_000000352072_00369_34491_1578.N1	04-OCT-2008 15:56:59	Bright	34.500	49	1Alp UMi	1.9900	6300.0	69	34491	No
188	GOM_NL__2PRFIN20081004_160502_000000372072_00369_34491_1579.N1	04-OCT-2008 16:05:02	Bright	37.000	36	50Alp UMa	1.8000	6300.0	74	34491	No
189	GOM_NL__2PRFIN20081004_160633_000000352072_00369_34491_1580.N1	04-OCT-2008 16:06:33	Bright	34.500	82	48Bet UMa	2.3650	10600.	69	34491	No
190	GOM_NL__2PRFIN20081004_161630_000000362072_00369_34491_1581.N1	04-OCT-2008 16:16:30	Bright	35.500	166	17Eps Leo	2.9800	6000.0	71	34491	No
191	GOM_NL__2PRFIN20081004_161936_000000342072_00369_34491_1582.N1	04-OCT-2008 16:19:36	Bright	34.000	22	32Alp Leo	1.3600	15200.	68	34491	No
192	GOM_NL__2PRFIN20081004_162617_000000482072_00369_34491_1583.N1	04-OCT-2008 16:26:17	Twilight	48.000	48	30Alp Hya	1.9770	4100.0	96	34491	No
193	GOM_NL__2PRFIN20081004_163347_000000472072_00369_34491_1584.N1	04-OCT-2008 16:33:47	Dark	46.500	132	15Rho Pup	2.8030	6900.0	93	34491	No
194	GOM_NL__2PRFIN20081004_163556_000000442072_00369_34491_1585.N1	04-OCT-2008 16:35:56	Dark	44.000	65	Lam Vel	2.2040	4400.0	88	34491	No
195	GOM_NL__2PRFIN20081004_163912_000000402072_00369_34491_1586.N1	04-OCT-2008 16:39:12	Dark	39.500	46	Del Vel	1.9540	10600.	79	34491	No
196	GOM_NL__2PRFIN20081004_164048_000000412072_00370_34492_1590.N1	04-OCT-2008 16:40:48	Dark	41.000	41	Eps Car	1.8600	4100.0	82	34492	No
197	GOM_NL__2PRFIN20081004_164237_000000432072_00370_34492_1591.N1	04-OCT-2008 16:42:37	Dark	43.000	161	Tau Pup	2.9310	4500.0	86	34492	No
198	GOM_NL__2PRFIN20081004_164401_000000472072_00370_34492_1592.N1	04-OCT-2008 16:44:01	Dark	46.500	2	Alp Car	-0.73600	7000.0	93	34492	No
199	GOM_NL__2PRFIN20081004_165300_000000372072_00370_34492_1593.N1	04-OCT-2008 16:53:00	Dark	37.000	143	Alp Hyi	2.8570	7200.0	74	34492	No
200	GOM_NL__2PRFIN20081004_165428_000000482072_00370_34492_1594.N1	04-OCT-2008 16:54:28	Dark	48.000	9	Alp Eri	0.45300	24000.	96	34492	No
201	GOM_NL__2PRFIN20081004_165944_000000442072_00370_34492_1595.N1	04-OCT-2008 16:59:44	Straylight	43.500	84	Alp Phe	2.3970	4500.0	87	34492	No
202	GOM_NL__2PRFIN20081004_170633_000000482072_00370_34492_1596.N1	04-OCT-2008 17:06:33	Straylight	47.500	52	16Bet Cet	2.0370	4500.0	95	34492	No
203	GOM_NL__2PRFIN20081004_171639_000000362072_00370_34492_1597.N1	04-OCT-2008 17:16:39	Bright	36.000	90	54Alp Peg	2.4870	11000.	72	34492	No
204	GOM_NL__2PRFIN20081004_172015_000000382072_00370_34492_1598.N1	04-OCT-2008 17:20:15	Bright	37.500	93	53Bet Peg	2.5200	3100.0	75	34492	No
205	GOM_NL__2PRFIN20081004_172913_000000402072_00370_34492_1599.N1	04-OCT-2008 17:29:13	Bright	39.500	68	18Alp Cas	2.2250	4500.0	79	34492	No
206	GOM_NL__2PRFIN20081004_173038_000000382072_00370_34492_1600.N1	04-OCT-2008 17:30:38	Bright	38.000	76	27Gam Cas	2.3000	30000.	76	34492	No
207	GOM_NL__2PRFIN20081004_173735_000000362072_00370_34492_1601.N1	04-OCT-2008 17:37:35	Bright	36.000	49	1Alp UMi	1.9900	6300.0	72	34492	No
208	GOM_NL__2PRFIN20081004_174538_000000382072_00370_34492_1602.N1	04-OCT-2008 17:45:38	Bright	37.500	36	50Alp UMa	1.8000	6300.0	75	34492	No
209	GOM_NL__2PRFIN20081004_174710_000000362072_00370_34492_1603.N1	04-OCT-2008 17:47:10	Bright	35.500	82	48Bet UMa	2.3650	10600.	71	34492	No
210	GOM_NL__2PRFIN20081004_175706_000000432072_00370_34492_1604.N1	04-OCT-2008 17:57:06	Bright	43.000	166	17Eps Leo	2.9800	6000.0	86	34492	No
211	GOM_NL__2PRFIN20081004_180012_000000352072_00370_34492_1605.N1	04-OCT-2008 18:00:12	Bright	34.500	22	32Alp Leo	1.3600	15200.	69	34492	No
212	GOM_NL__2PRFIN20081004_180653_000000452072_00370_34492_1606.N1	04-OCT-2008 18:06:53	Twilight	45.000	48	30Alp Hya	1.9770	4100.0	90	34492	No
213	GOM_NL__2PRFIN20081004_181424_000000462072_00370_34492_1607.N1	04-OCT-2008 18:14:24	Dark	45.500	132	15Rho Pup	2.8030	6900.0	91	34492	No
214	GOM_NL__2PRFIN20081004_181633_000000452072_00370_34492_1608.N1	04-OCT-2008 18:16:33	Dark	44.500	65	Lam Vel	2.2040	4400.0	89	34492	No
215	GOM_NL__2PRFIN20081004_181949_000000422072_00370_34492_1609.N1	04-OCT-2008 18:19:49	Dark	42.000	46	Del Vel	1.9540	10600.	84	34492	No
216	GOM_NL__2PRFIN20081004_182124_000000482072_00371_34493_1604.N1	04-OCT-2008 18:21:24	Dark	47.500	41	Eps Car	1.8600	4100.0	95	34493	No
217	GOM_NL__2PRFIN20081004_182314_000000432072_00371_34493_1605.N1	04-OCT-2008 18:23:14	Dark	43.000	161	Tau Pup	2.9310	4500.0	86	34493	No
218	GOM_NL__2PRFIN20081004_182438_000000502072_00371_34493_1606.N1	04-OCT-2008 18:24:38	Dark	50.000	2	Alp Car	-0.73600	7000.0	100	34493	No
219	GOM_NL__2PRFIN20081004_183337_000000382072_00371_34493_1607.N1	04-OCT-2008 18:33:37	Dark	38.000	143	Alp Hyi	2.8570	7200.0	76	34493	No



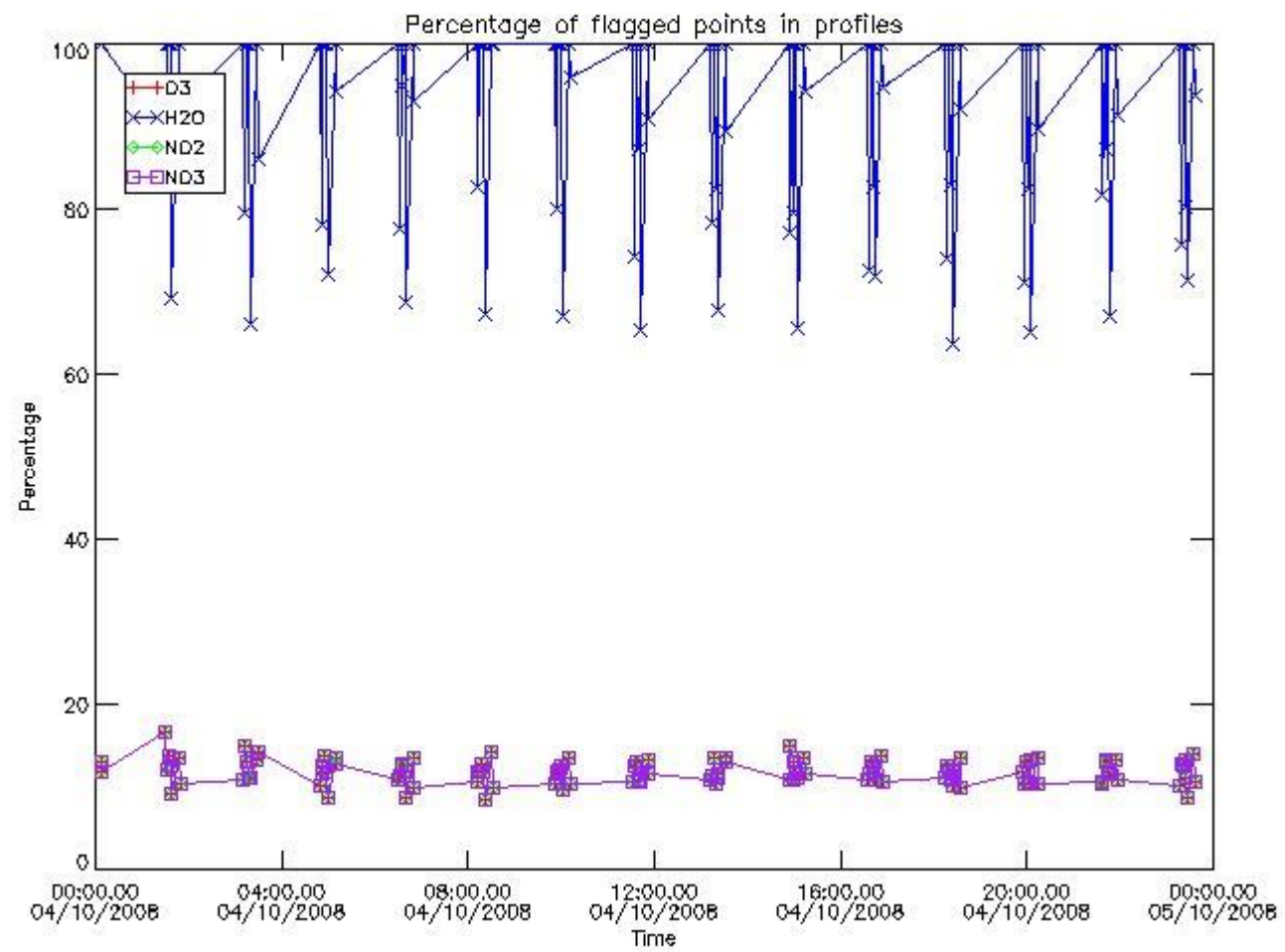
220	GOM_NL__2PRFIN20081004_183504_000000512072_00371_34493_1608.N1	04-OCT-2008 18:35:04	Dark	50.500	9	Alp Eri	0.45300	24000.	101	34493	No
221	GOM_NL__2PRFIN20081004_184020_000000412072_00371_34493_1609.N1	04-OCT-2008 18:40:20	Straylight	40.500	84	Alp Phe	2.3970	4500.0	81	34493	No
222	GOM_NL__2PRFIN20081004_184709_000000482072_00371_34493_1610.N1	04-OCT-2008 18:47:09	Straylight	47.500	52	16Bet Cet	2.0370	4500.0	95	34493	No
223	GOM_NL__2PRFIN20081004_185715_000000372072_00371_34493_1611.N1	04-OCT-2008 18:57:15	Bright	36.500	90	54Alp Peg	2.4870	11000.	73	34493	No
224	GOM_NL__2PRFIN20081004_190051_000000382072_00371_34493_1612.N1	04-OCT-2008 19:00:51	Bright	37.500	93	53Bet Peg	2.5200	3100.0	75	34493	No
225	GOM_NL__2PRFIN20081004_190949_000000402072_00371_34493_1613.N1	04-OCT-2008 19:09:49	Bright	39.500	68	18Alp Cas	2.2250	4500.0	79	34493	No
226	GOM_NL__2PRFIN20081004_191114_000000402072_00371_34493_1614.N1	04-OCT-2008 19:11:14	Bright	39.500	76	27Gam Cas	2.3000	30000.	79	34493	No
227	GOM_NL__2PRFIN20081004_191811_000000392072_00371_34493_1615.N1	04-OCT-2008 19:18:11	Bright	39.000	49	1Alp UMi	1.9900	6300.0	78	34493	No
228	GOM_NL__2PRFIN20081004_192614_000000372072_00371_34493_1616.N1	04-OCT-2008 19:26:14	Bright	37.000	36	50Alp UMa	1.8000	6300.0	74	34493	No
229	GOM_NL__2PRFIN20081004_192746_000000362072_00371_34493_1617.N1	04-OCT-2008 19:27:46	Bright	36.000	82	48Bet UMa	2.3650	10600.	72	34493	No
230	GOM_NL__2PRFIN20081004_193743_000000382072_00371_34493_1618.N1	04-OCT-2008 19:37:43	Bright	38.000	166	17Eps Leo	2.9800	6000.0	76	34493	No
231	GOM_NL__2PRFIN20081004_194049_000000362072_00371_34493_1619.N1	04-OCT-2008 19:40:49	Bright	36.000	22	32Alp Leo	1.3600	15200.	72	34493	No
232	GOM_NL__2PRFIN20081004_194729_000000492072_00371_34493_1620.N1	04-OCT-2008 19:47:29	Twilight	49.000	48	30Alp Hya	1.9770	4100.0	98	34493	No
233	GOM_NL__2PRFIN20081004_195501_000000472072_00371_34493_1621.N1	04-OCT-2008 19:55:01	Dark	47.000	132	15Rho Pup	2.8030	6900.0	94	34493	No
234	GOM_NL__2PRFIN20081004_195709_000000492072_00371_34493_1622.N1	04-OCT-2008 19:57:09	Dark	49.000	65	Lam Vel	2.2040	4400.0	98	34493	No
235	GOM_NL__2PRFIN20081004_200025_000000392072_00371_34493_1623.N1	04-OCT-2008 20:00:25	Dark	39.000	46	Del Vel	1.9540	10600.	78	34493	No
236	GOM_NL__2PRFIN20081004_200200_000000492072_00372_34494_1617.N1	04-OCT-2008 20:02:00	Dark	48.500	41	Eps Car	1.8600	4100.0	97	34494	No
237	GOM_NL__2PRFIN20081004_200351_000000432072_00372_34494_1618.N1	04-OCT-2008 20:03:51	Dark	42.500	161	Tau Pup	2.9310	4500.0	85	34494	No
238	GOM_NL__2PRFIN20081004_200515_000000492072_00372_34494_1619.N1	04-OCT-2008 20:05:15	Dark	49.000	2	Alp Car	-0.73600	7000.0	98	34494	No
239	GOM_NL__2PRFIN20081004_201413_000000382072_00372_34494_1620.N1	04-OCT-2008 20:14:13	Dark	38.000	143	Alp Hyi	2.8570	7200.0	76	34494	No
240	GOM_NL__2PRFIN20081004_201541_000000492072_00372_34494_1621.N1	04-OCT-2008 20:15:41	Dark	49.000	9	Alp Eri	0.45300	24000.	98	34494	No
241	GOM_NL__2PRFIN20081004_202056_000000432072_00372_34494_1622.N1	04-OCT-2008 20:20:56	Straylight	43.000	84	Alp Phe	2.3970	4500.0	86	34494	No
242	GOM_NL__2PRFIN20081004_202745_000000462072_00372_34494_1623.N1	04-OCT-2008 20:27:45	Straylight	45.500	52	16Bet Cet	2.0370	4500.0	91	34494	No
243	GOM_NL__2PRFIN20081004_203751_000000372072_00372_34494_1624.N1	04-OCT-2008 20:37:51	Bright	36.500	90	54Alp Peg	2.4870	11000.	73	34494	No
244	GOM_NL__2PRFIN20081004_204127_000000382072_00372_34494_1625.N1	04-OCT-2008 20:41:27	Bright	38.000	93	53Bet Peg	2.5200	3100.0	76	34494	No
245	GOM_NL__2PRFIN20081004_205024_000000572072_00372_34494_1626.N1	04-OCT-2008 20:50:24	Bright	57.000	68	18Alp Cas	2.2250	4500.0	114	34494	No
246	GOM_NL__2PRFIN20081004_205149_000000392072_00372_34494_1627.N1	04-OCT-2008 20:51:49	Bright	39.000	76	27Gam Cas	2.3000	30000.	78	34494	No
247	GOM_NL__2PRFIN20081004_205847_000000362072_00372_34494_1628.N1	04-OCT-2008 20:58:47	Bright	36.000	49	1Alp UMi	1.9900	6300.0	72	34494	No
248	GOM_NL__2PRFIN20081004_210650_000000382072_00372_34494_1629.N1	04-OCT-2008 21:06:50	Bright	37.500	36	50Alp UMa	1.8000	6300.0	75	34494	No
249	GOM_NL__2PRFIN20081004_210822_000000352072_00372_34494_1630.N1	04-OCT-2008 21:08:22	Bright	35.000	82	48Bet UMa	2.3650	10600.	70	34494	No
250	GOM_NL__2PRFIN20081004_211819_000000552072_00372_34494_1631.N1	04-OCT-2008 21:18:19	Bright	55.000	166	17Eps Leo	2.9800	6000.0	110	34494	No
251	GOM_NL__2PRFIN20081004_212125_000000362072_00372_34494_1632.N1	04-OCT-2008 21:21:25	Bright	36.000	22	32Alp Leo	1.3600	15200.	72	34494	No
252	GOM_NL__2PRFIN20081004_212806_000000482072_00372_34494_1633.N1	04-OCT-2008 21:28:06	Twilight	48.000	48	30Alp Hya	1.9770	4100.0	96	34494	No
253	GOM_NL__2PRFIN20081004_213538_000000482072_00372_34494_1634.N1	04-OCT-2008 21:35:38	Dark	48.000	132	15Rho Pup	2.8030	6900.0	96	34494	No
254	GOM_NL__2PRFIN20081004_213746_000000502072_00372_34494_1635.N1	04-OCT-2008 21:37:46	Dark	49.500	65	Lam Vel	2.2040	4400.0	99	34494	No
255	GOM_NL__2PRFIN20081004_214101_000000392072_00372_34494_1636.N1	04-OCT-2008 21:41:01	Dark	38.500	46	Del Vel	1.9540	10600.	77	34494	No
256	GOM_NL__2PRFIN20081004_214237_000000472072_00373_34495_1634.N1	04-OCT-2008 21:42:37	Dark	47.000	41	Eps Car	1.8600	4100.0	94	34495	No
257	GOM_NL__2PRFIN20081004_214427_000000442072_00373_34495_1635.N1	04-OCT-2008 21:44:27	Dark	44.000	161	Tau Pup	2.9310	4500.0	88	34495	No
258	GOM_NL__2PRFIN20081004_214551_000000482072_00373_34495_1636.N1	04-OCT-2008 21:45:51	Dark	47.500	2	Alp Car	-0.73600	7000.0	95	34495	No
259	GOM_NL__2PRFIN20081004_215449_000000392072_00373_34495_1637.N1	04-OCT-2008 21:54:49	Dark	38.500	143	Alp Hyi	2.8570	7200.0	77	34495	No
260	GOM_NL__2PRFIN20081004_215617_000000472072_00373_34495_1638.N1	04-OCT-2008 21:56:17	Dark	46.500	9	Alp Eri	0.45300	24000.	93	34495	No
261	GOM_NL__2PRFIN20081004_220133_000000422072_00373_34495_1639.N1	04-OCT-2008 22:01:33	Straylight	41.500	84	Alp Phe	2.3970	4500.0	83	34495	No
262	GOM_NL__2PRFIN20081004_220821_000000452072_00373_34495_1640.N1	04-OCT-2008 22:08:21	Straylight	45.000	52	16Bet Cet	2.0370	4500.0	90	34495	No
263	GOM_NL__2PRFIN20081004_221827_000000362072_00373_34495_1641.N1	04-OCT-2008 22:18:27	Bright	36.000	90	54Alp Peg	2.4870	11000.	72	34495	No
264	GOM_NL__2PRFIN20081004_222203_000000522072_00373_34495_1642.N1	04-OCT-2008 22:22:03	Bright	52.000	93	53Bet Peg	2.5200	3100.0	104	34495	No
265	GOM_NL__2PRFIN20081004_223100_000000392072_00373_34495_1643.N1	04-OCT-2008 22:31:00	Bright	39.000	68	18Alp Cas	2.2250	4500.0	78	34495	No
266	GOM_NL__2PRFIN20081004_223225_000000402072_00373_34495_1644.N1	04-OCT-2008 22:32:25	Bright	39.500	76	27Gam Cas	2.3000	30000.	79	34495	No
267	GOM_NL__2PRFIN20081004_223923_000000372072_00373_34495_1645.N1	04-OCT-2008 22:39:23	Bright	36.500	49	1Alp UMi	1.9900	6300.0	73	34495	No
268	GOM_NL__2PRFIN20081004_224726_000000382072_00373_34495_1646.N1	04-OCT-2008 22:47:26	Bright	37.500	36	50Alp UMa	1.8000	6300.0	75	34495	No
269	GOM_NL__2PRFIN20081004_224858_000000342072_00373_34495_1647.N1	04-OCT-2008 22:48:58	Bright	34.000	82	48Bet UMa	2.3650	10600.	68	34495	No
270	GOM_NL__2PRFIN20081004_225855_000000382072_00373_34495_1648.N1	04-OCT-2008 22:58:55	Bright	37.500	166	17Eps Leo	2.9800	6000.0	75	34495	No
271	GOM_NL__2PRFIN20081004_230201_000000362072_00373_34495_1649.N1	04-OCT-2008 23:02:01	Bright	35.500	22	32Alp Leo	1.3600	15200.	71	34495	No
272	GOM_NL__2PRFIN20081004_230842_000000482072_00373_34495_1650.N1	04-OCT-2008 23:08:42	Twilight	47.500	48	30Alp Hya	1.9770	4100.0	95	34495	No
273	GOM_NL__2PRFIN20081004_231614_000000502072_00373_34495_1651.N1	04-OCT-2008 23:16:14	Dark	50.000	132	15Rho Pup	2.8030	6900.0	100	34495	No
274	GOM_NL__2PRFIN20081004_231822_000000442072_00373_34495_1652.N1	04-OCT-2008 23:18:22	Dark	43.500	65	Lam Vel	2.2040	4400.0	87	34495	No
275	GOM_NL__2PRFIN20081004_232138_000000412072_00373_34495_1653.N1	04-OCT-2008 23:21:38	Dark	40.500	46	Del Vel	1.9540	10600.	81	34495	No
276	GOM_NL__2PRFIN20081004_232313_000000392072_00374_34496_1647.N1	04-OCT-2008 23:23:13	Dark	38.500	41	Eps Car	1.8600	4100.0	77	34496	No
277	GOM_NL__2PRFIN20081004_232504_000000462072_00374_34496_1648.N1	04-OCT-2008 23:25:04	Dark	45.500	161	Tau Pup	2.9310	4500.0	91	34496	No
278	GOM_NL__2PRFIN20081004_232628_000000582072_00374_34496_1649.N1	04-OCT-2008 23:26:28	Dark	58.000	2	Alp Car	-0.73600	7000.0	116	34496	No

279	GOM_NL__2PRFIN20081004_233526_000000372072_00374_34496_1650.N1	04-OCT-2008 23:35:26	Dark	36.500	143	Alp Hyi	2.8570	7200.0	73	34496	No
280	GOM_NL__2PRFIN20081004_233653_000000492072_00374_34496_1651.N1	04-OCT-2008 23:36:53	Dark	48.500	9	Alp Eri	0.45300	24000.	97	34496	No
281	GOM_NL__2PRFIN20081004_234209_000000422072_00374_34496_1652.N1	04-OCT-2008 23:42:09	Straylight	42.000	84	Alp Phe	2.3970	4500.0	84	34496	No
282	GOM_NL__2PRFIN20081004_234857_000000472072_00374_34496_1653.N1	04-OCT-2008 23:48:57	Straylight	46.500	52	16Bet Cet	2.0370	4500.0	93	34496	No
283	GOM_NL__2PRFIN20081004_235906_000000392072_00374_34496_1654.N1	04-OCT-2008 23:59:06	Bright	38.500	140	88Gam Peg	2.8340	26000.	77	34496	No

### 3. Quality information per product

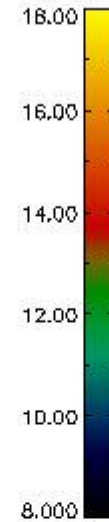
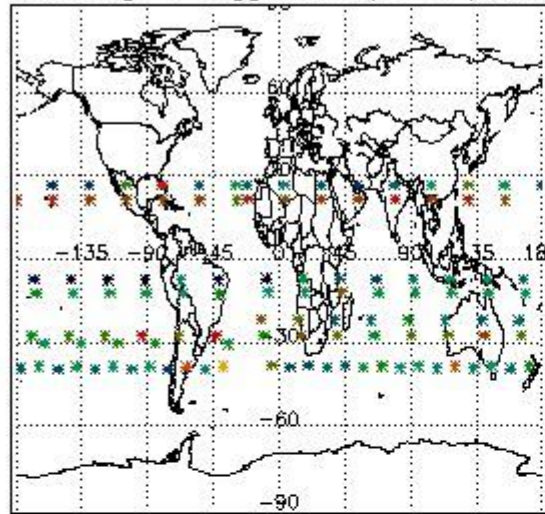
In this section it is plotted some information contained in the Quality Summary data set of the level 2 products. Only products in dark limb conditions and without errors (error flag in the MPH set to "0") are used.

#### 3.1 Plot quality information per product (time dependant)

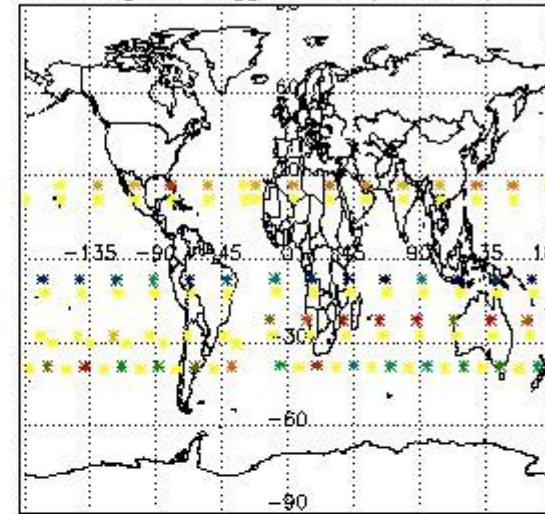


#### 3.2 Plot quality information per product (world map)

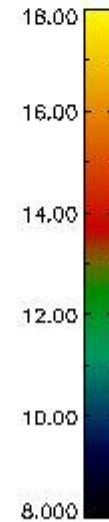
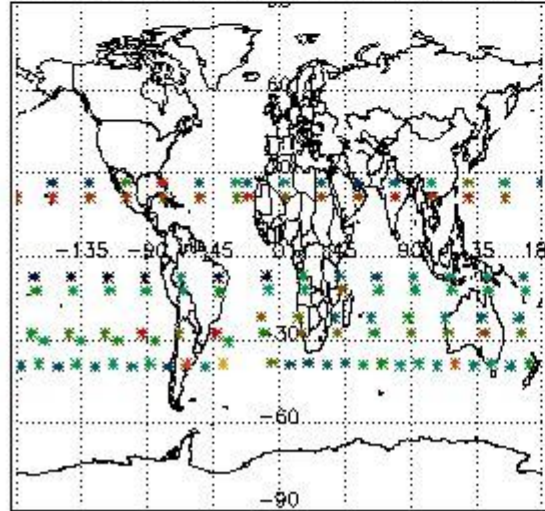
Percentage of flagged data per O3 profile



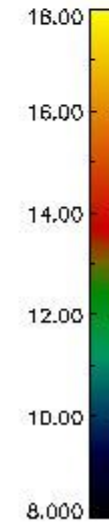
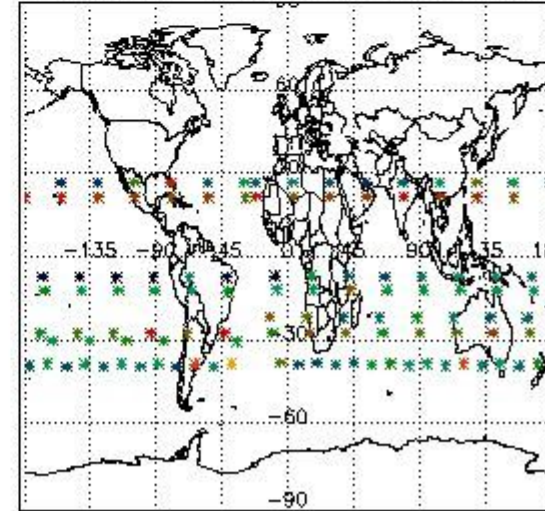
Percentage of flagged data per H2O profile



Percentage of flagged data per NO2 profile



Percentage of flagged data per NO3 profile

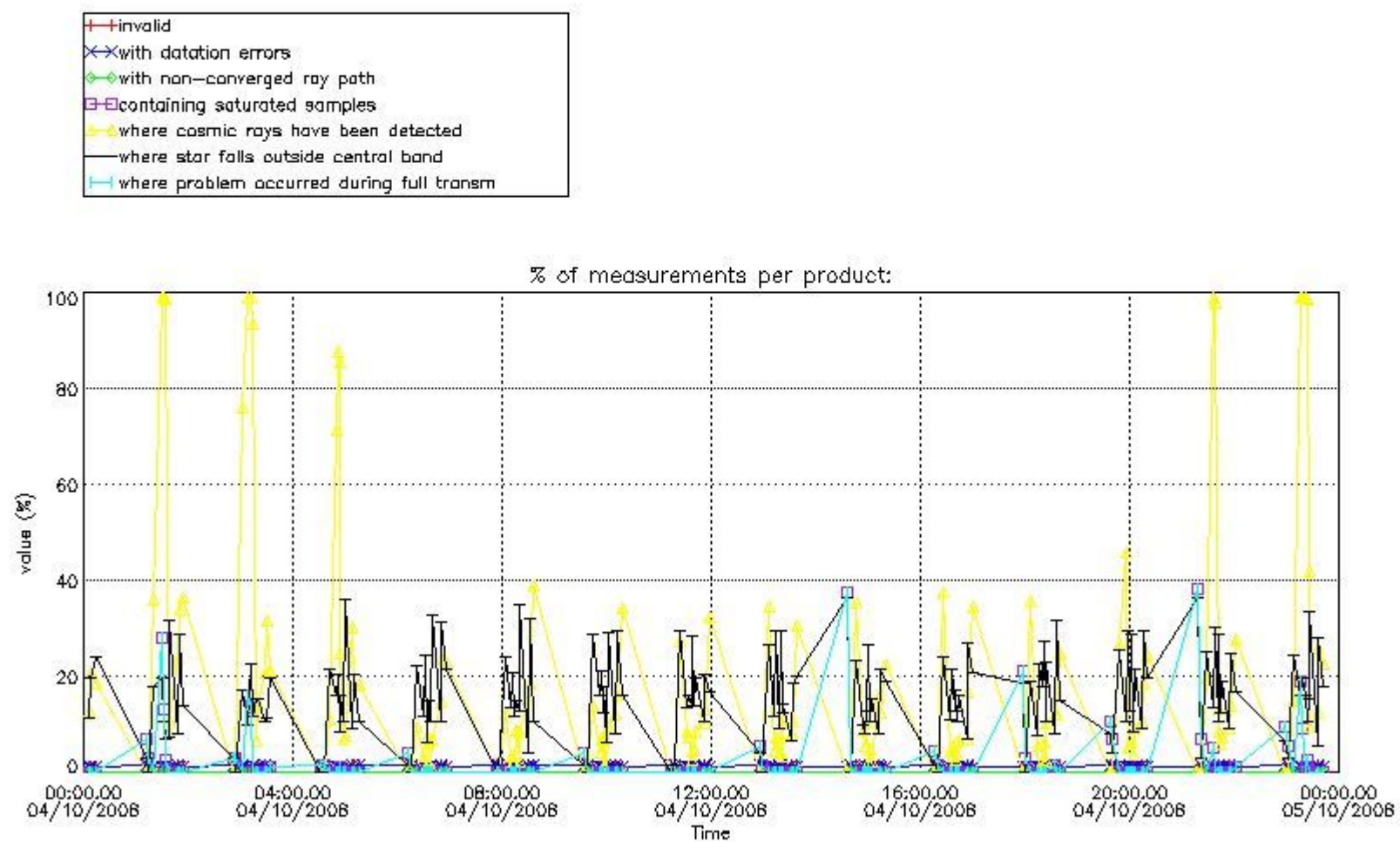


#### 4. Level 1 quality information per product

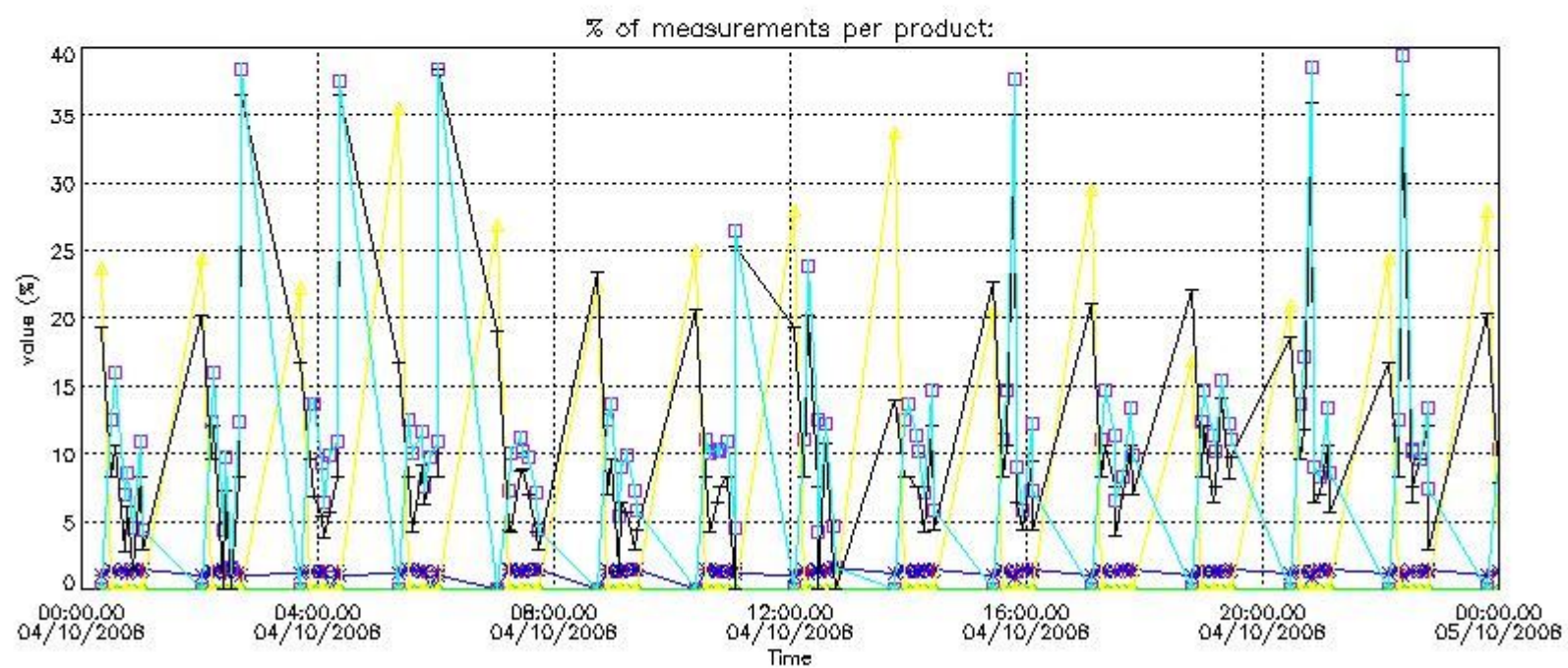
In this section it is plotted some information contained in the Quality Summary data set of the level 2 products that comes from the level 1b processing. Products without errors (error flag in the MPH set to "0") are used.

##### 4.1 Plot quality information per product (time dependant) coming from level 1b processing

###### 4.1.1 Plot level 1 quality information per product (time dependant): ENVISAT ASCENDING passes



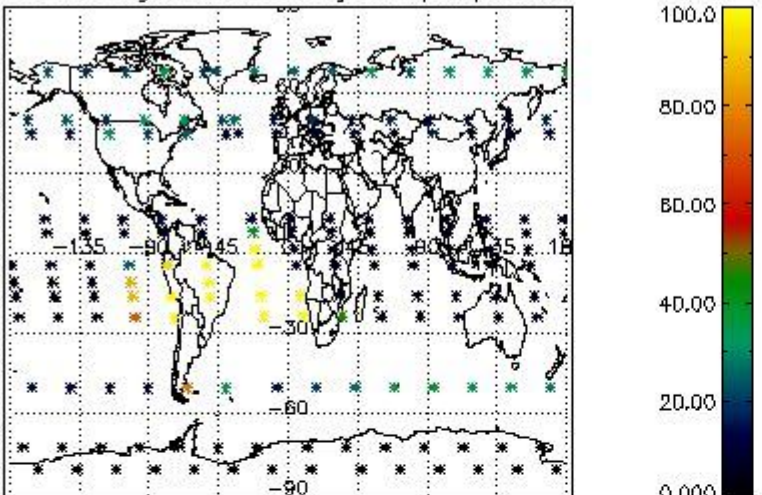
4.1.2 Plot level 1 quality information per product (time dependant): ENVI SAT DESCENDING passes



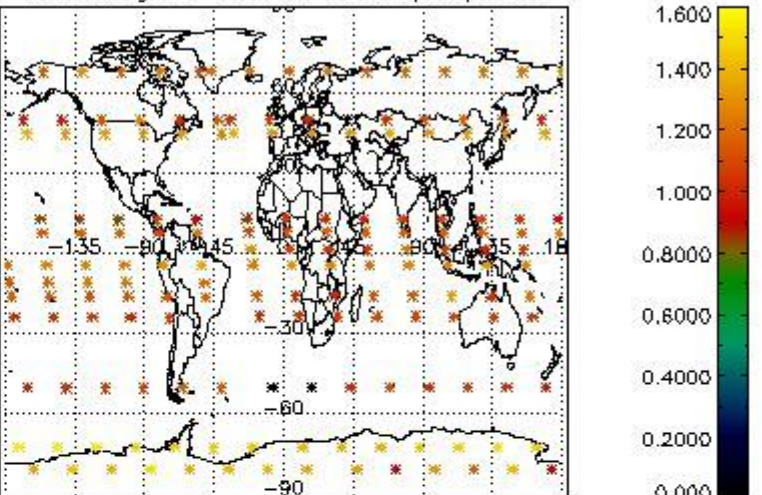
*4.2 Plot quality information per product coming from level 1b processing (world map)*

*4.2.1 Plot level 1 quality information per product (world map): ENVISAT ASCENDING passes*

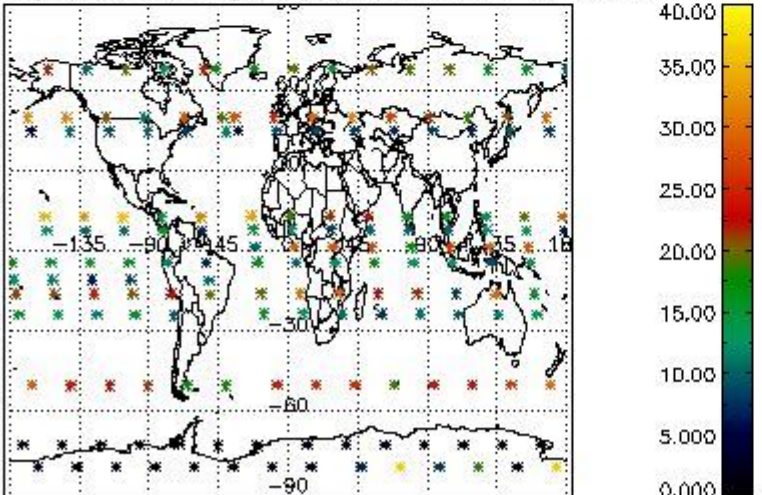
Percentage of cosmic ray hits per profile



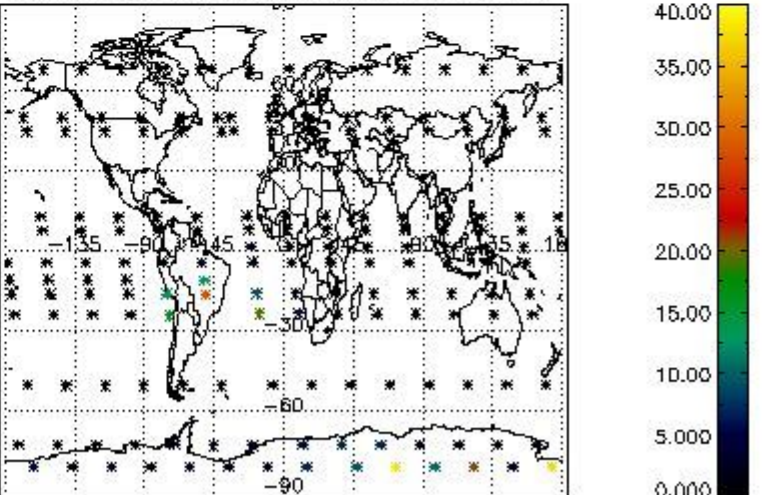
Percentage of datation errors per profile



Percentage of star falling outside central band per profile

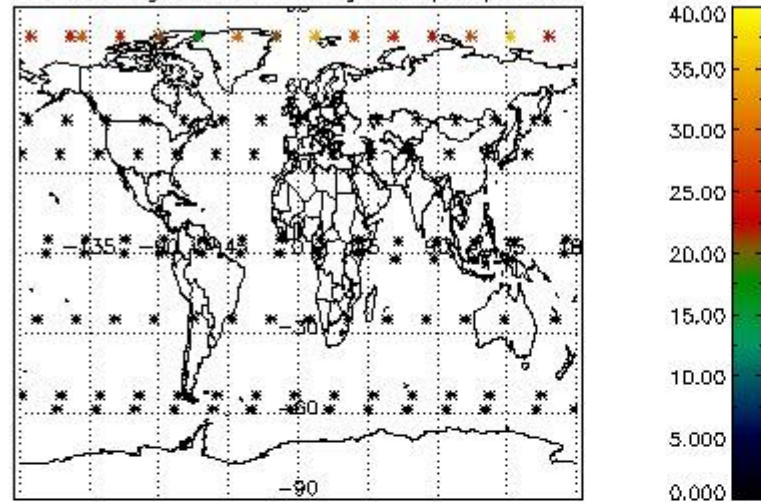


Percentage of saturation errors per profile

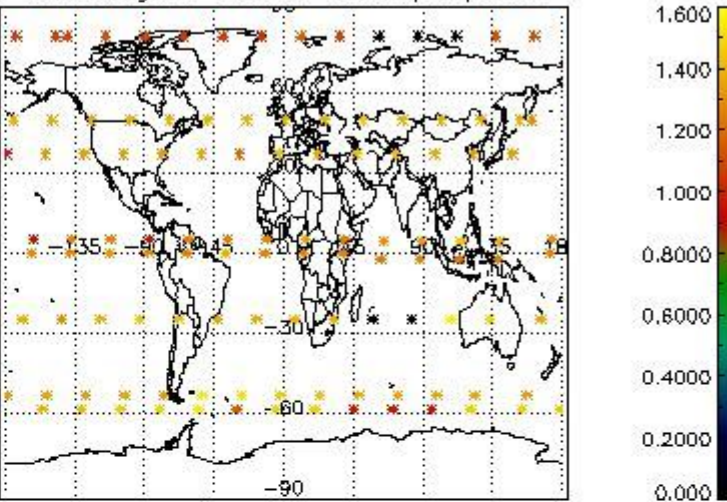


4.2.2 Plot level 1 quality information per product (world map): ENVISAT DESCENDING passes

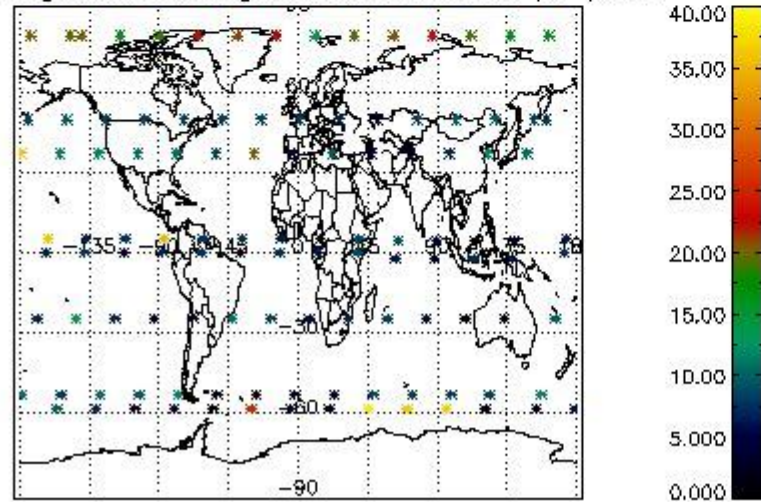
Percentage of cosmic ray hits per profile



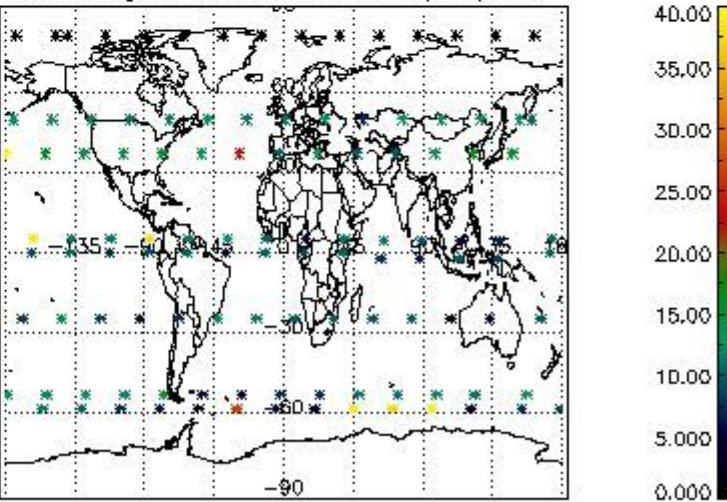
Percentage of datation errors per profile



Percentage of star falling outside central band per profile



Percentage of saturation errors per profile



## 5. Trace gas profiles

### 5.1 Ozone statistics based on quality of products

The final quality of the products can be "measured" using the STD (Standard Deviation) attached to every point profile. This information is written to the parameter GOM\_NL\_\_2P/NL\_LOCAL\_SPECIES\_DENSITY/o3\_std of the level 2 products. The table below shows the statistics for given STD ranges.

The statistics are given with respect to the overall valid production:

- Products without fatal errors: GOM\_NL\_\_2P/MPH/PRODUCT\_ERR=0
- Valid point profile: GOM\_NL\_\_2P/NL\_LOCAL\_SPECIES\_DENSITY/pcd(0)=0

The 'Criteria' is applied to valid points of dark limb products:

- Products in dark limb illumination condition: GOM\_NL\_\_2P/NL\_SUMMARY\_QUALITY/obs\_ill\_cond=0
- Products without fatal errors: GOM\_NL\_\_2P/MPH/PRODUCT\_ERR=0
- Valid point profile: GOM\_NL\_\_2P/NL\_LOCAL\_SPECIES\_DENSITY/pcd(0)=0

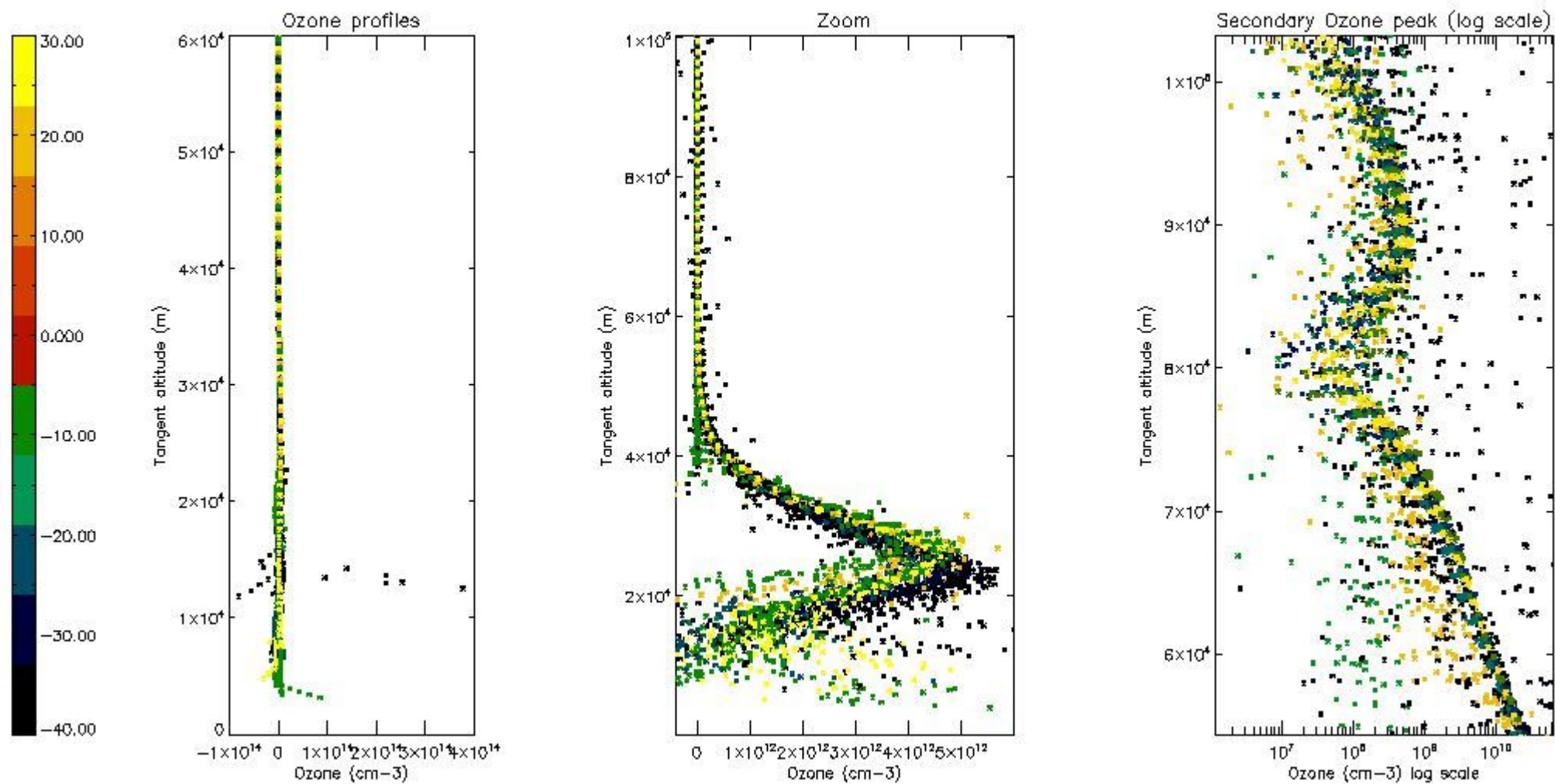
So, the table below shows the percentage of dark limb and valid observations for each criteria with respect to the overall valid daily observations.

Criteria	% of total production
All STD	43
STD < 20	21

STD < 10	14
STD < 5	8

5.2 Plot ozone profiles for all STD (dark without errors)

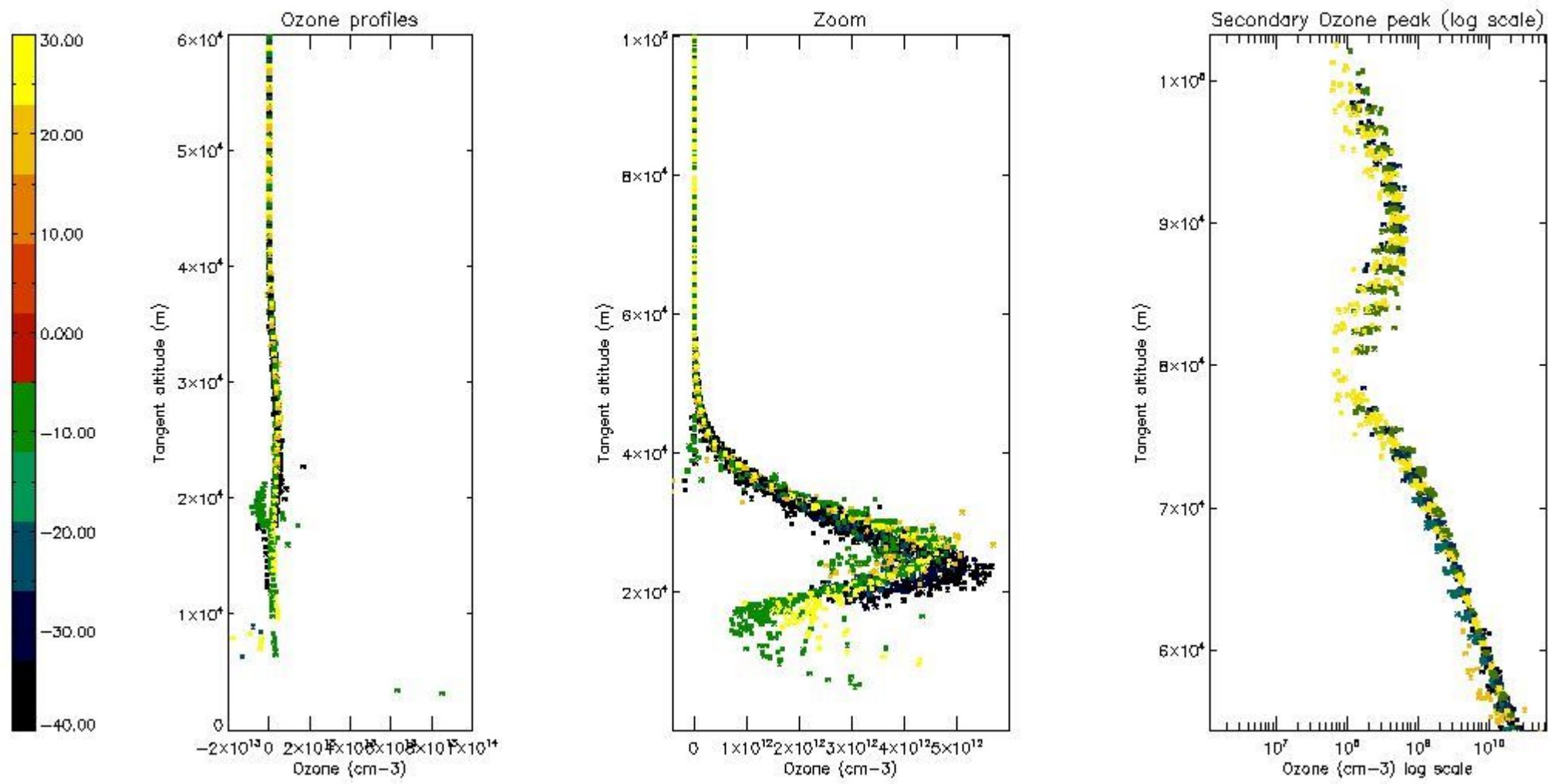
The colorbar represents the latitude.



5.3 Plot ozone profiles where STD < 20% (dark without errors)

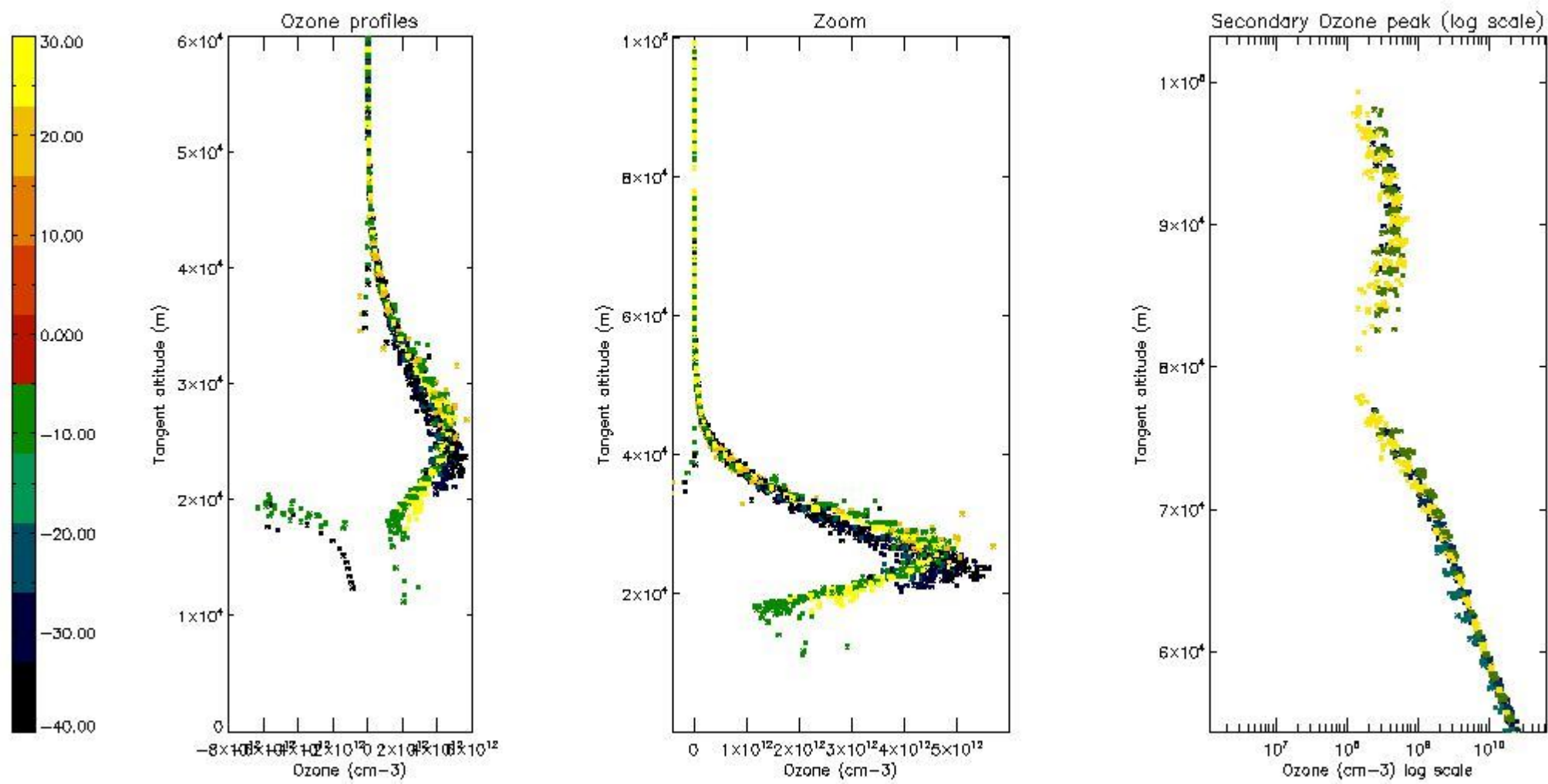
The colorbar represents the latitude.





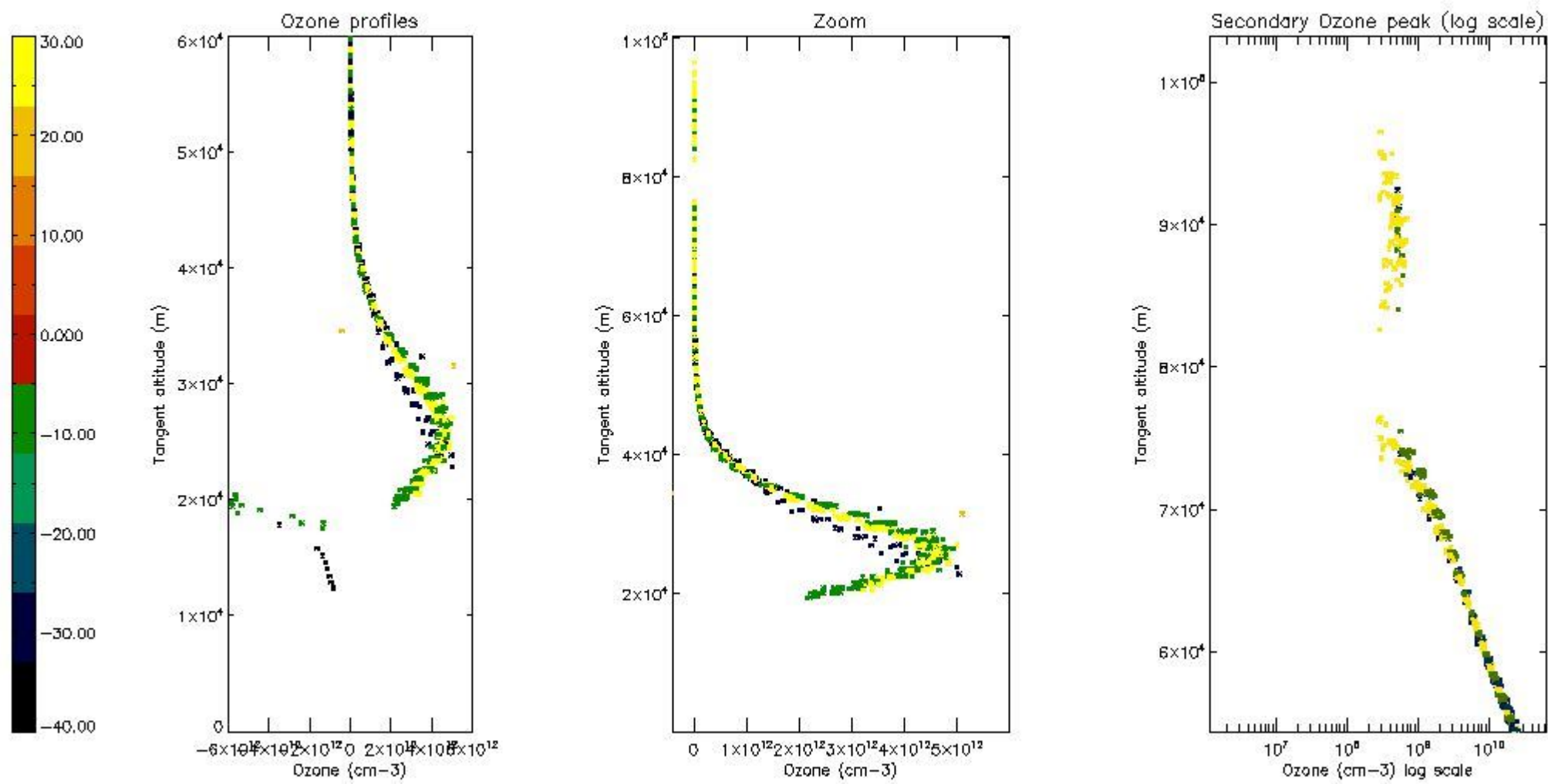
5.4 Plot ozone profiles where  $STD < 10\%$  (dark without errors)

The colorbar represents the latitude.



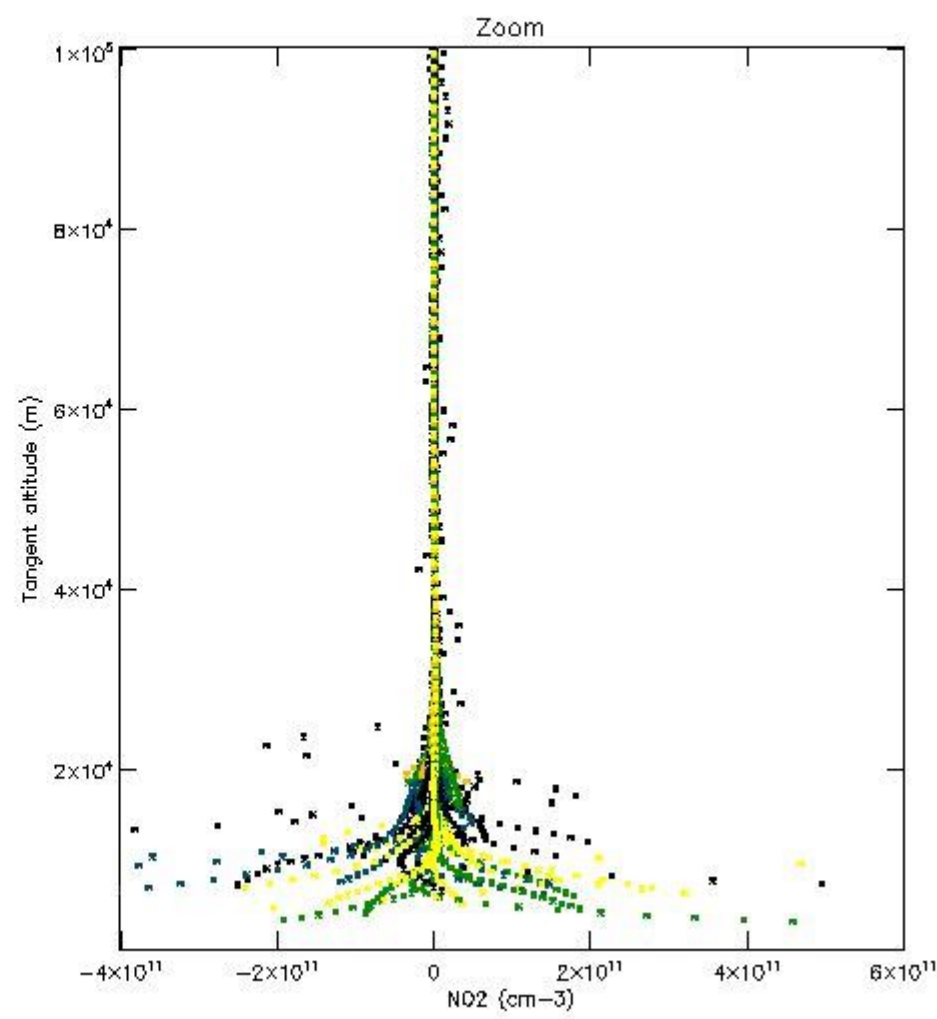
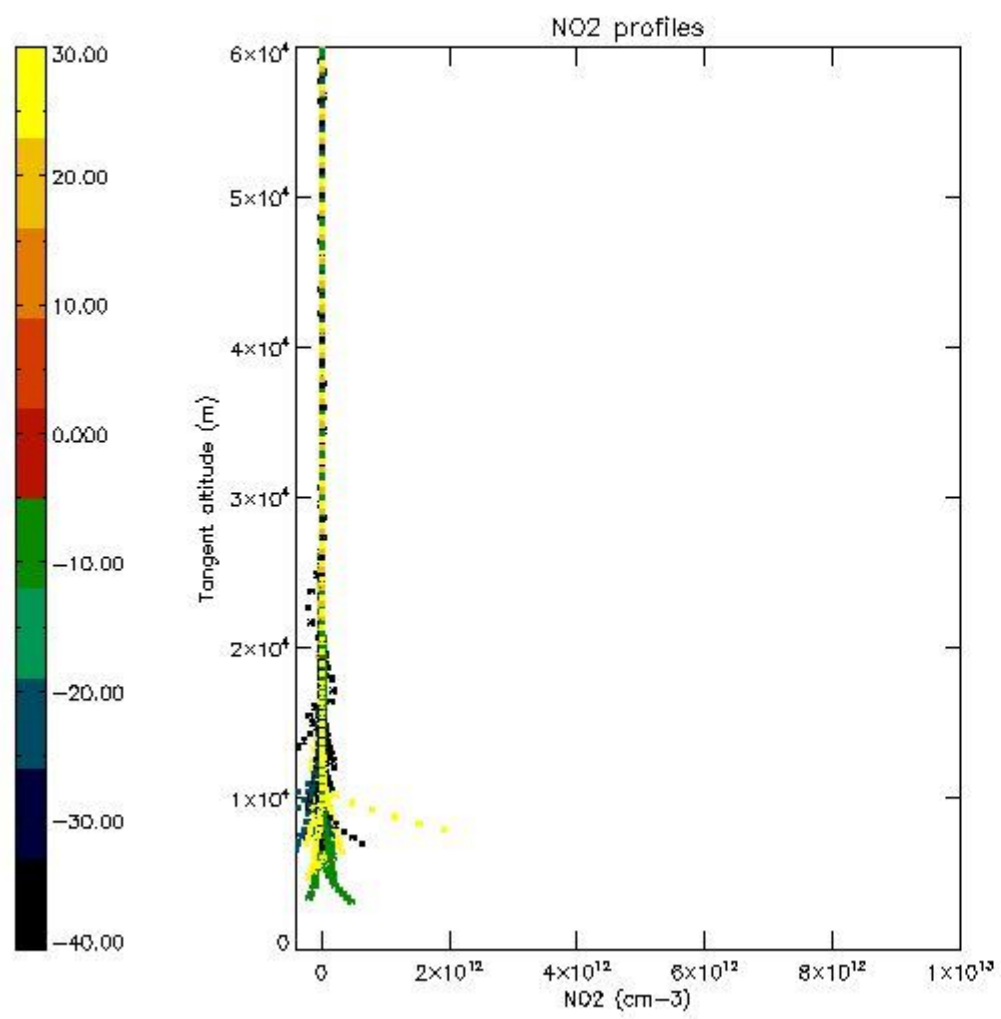
*5.5 Plot ozone profiles where STD < 5% (dark without errors)*

The colorbar represents the latitude.



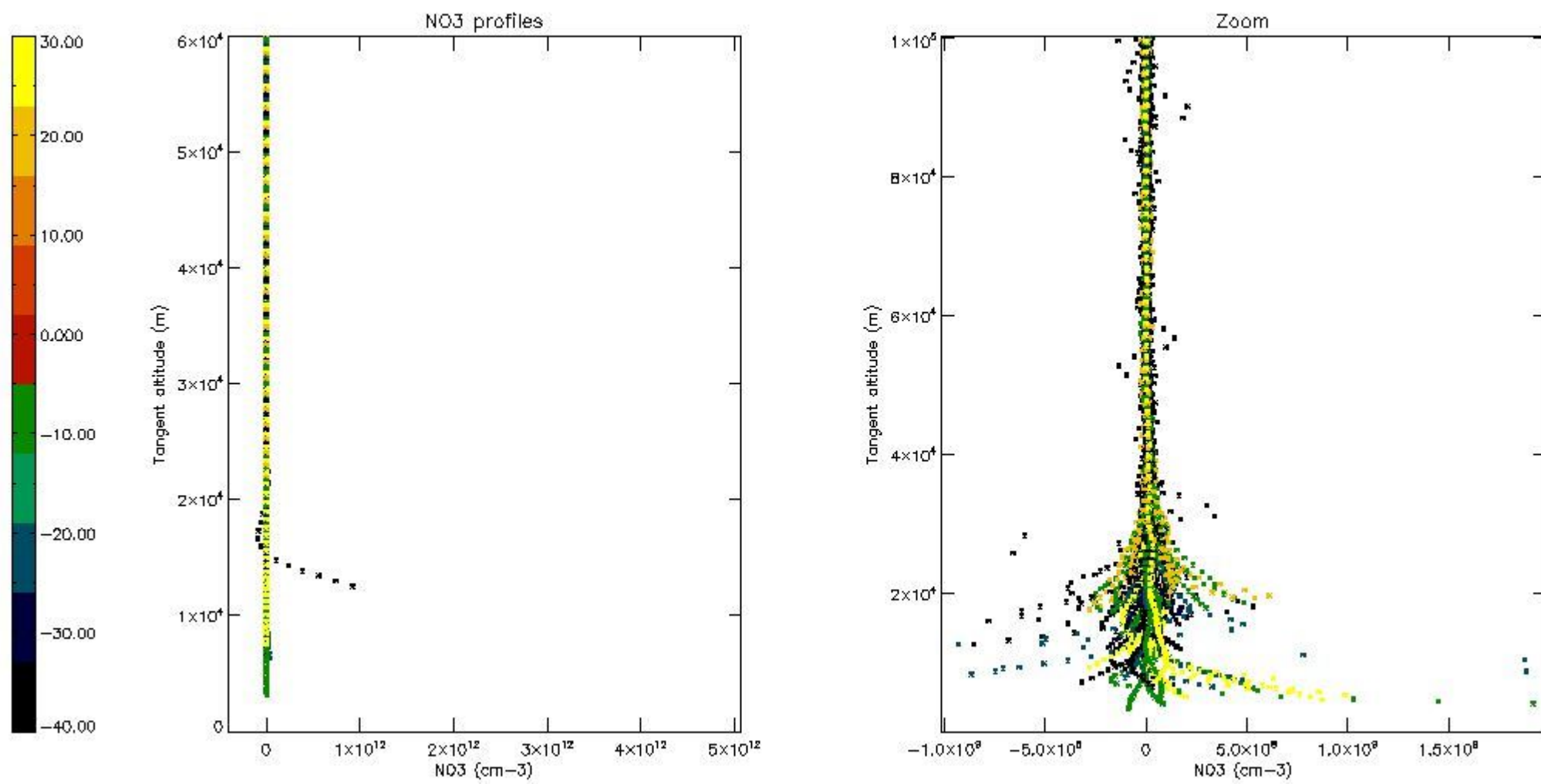
*5.6 Plot NO<sub>2</sub> profiles for all STD (dark without errors)*

The colorbar represents the latitude.



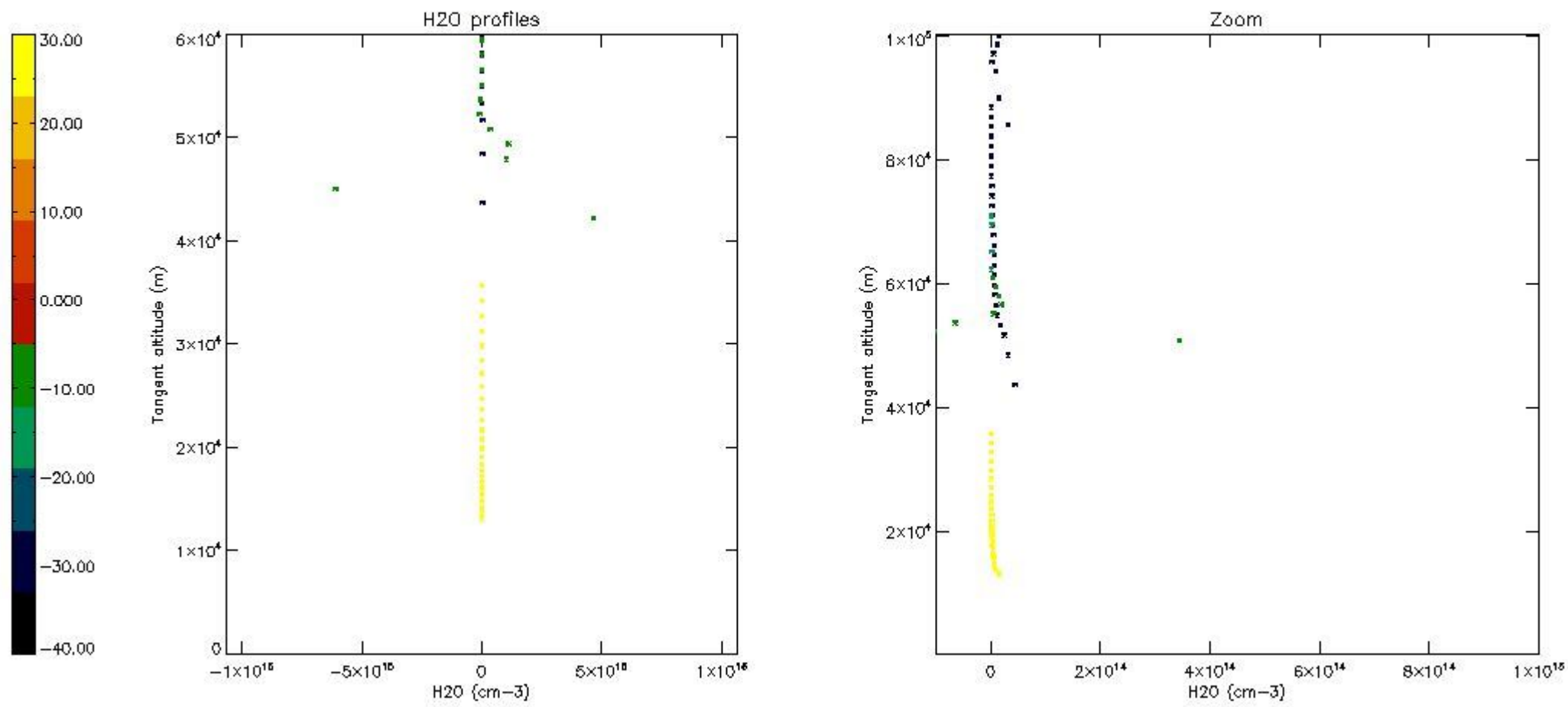
*5.7 Plot NO3 profiles for all STD (dark without errors)*

The colorbar represents the latitude.



5.8 Plot H<sub>2</sub>O profiles for all STD (only for occultations of stars 1,2,3,4,13,14,16,26,63 dark without errors)

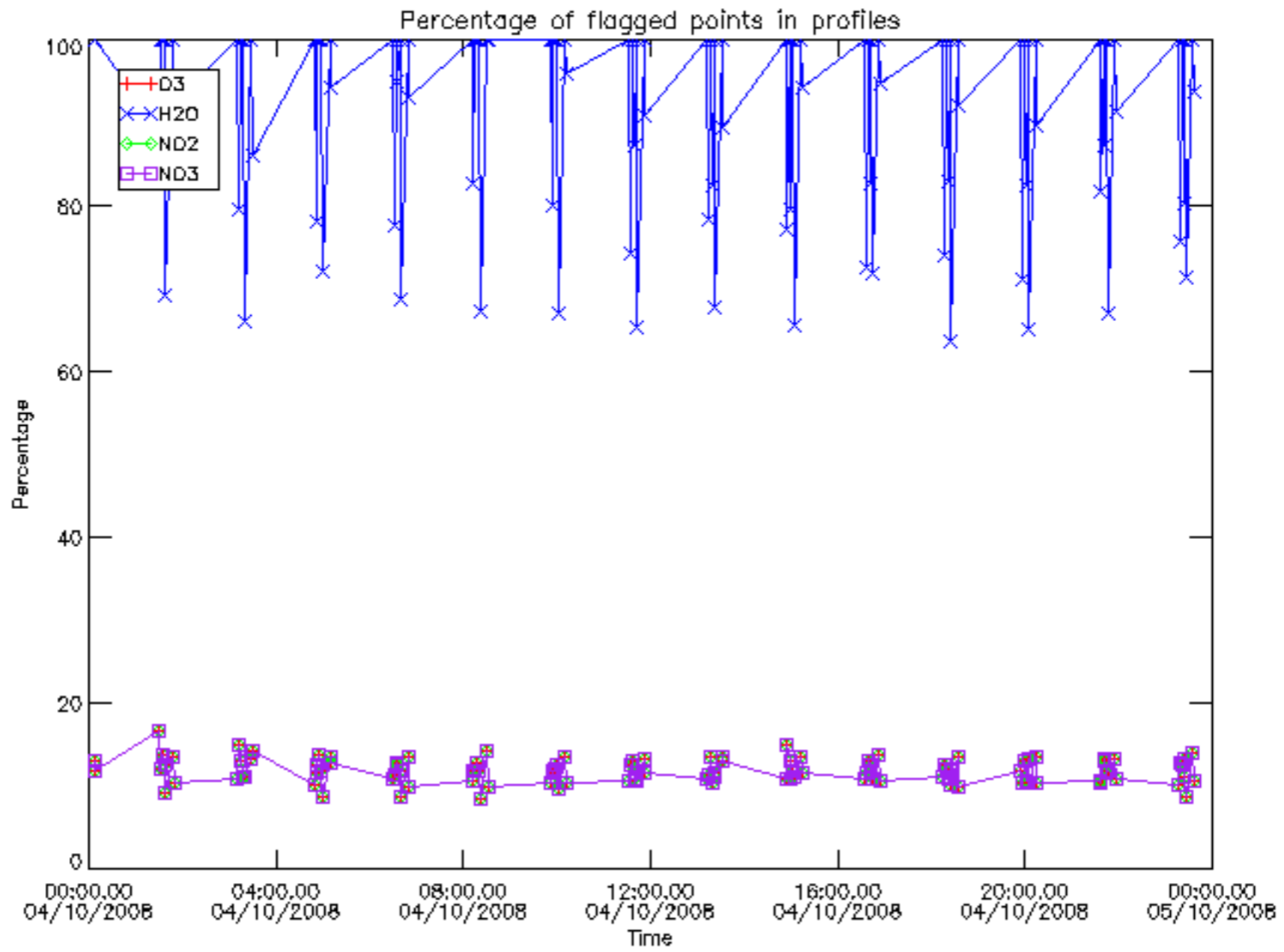
The colorbar represents the latitude.



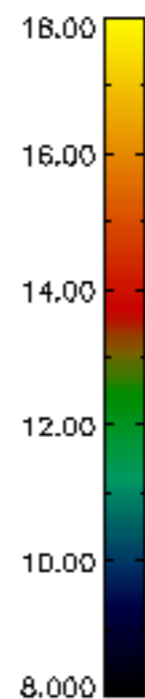
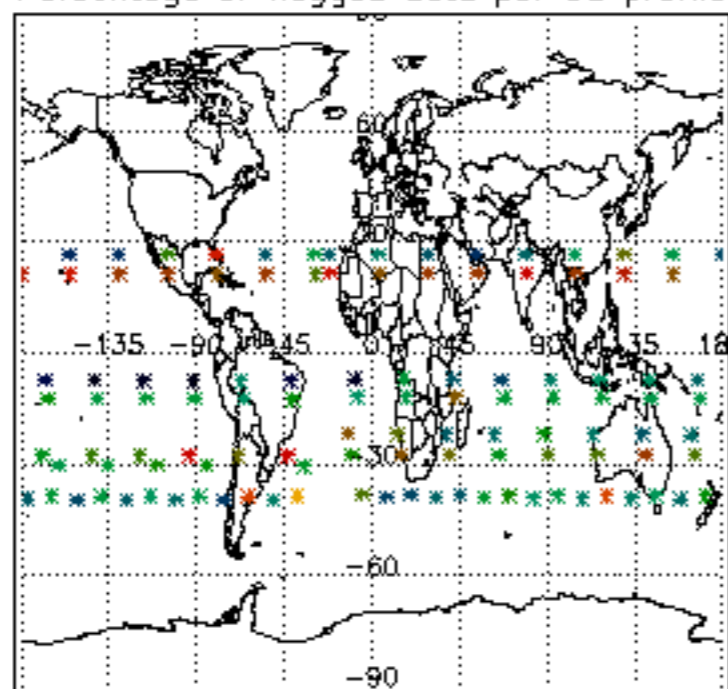
## 6. Auxiliary Data Files used for the production reported in section 2

The number reported in the third column indicates since which file (see list in section 2) the corresponding auxiliary file has been used. The fourth column is the date of those product files.

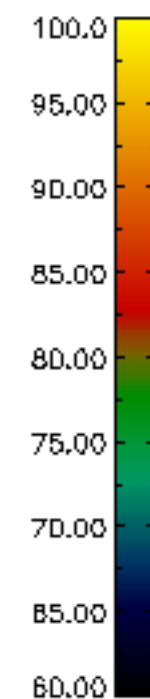
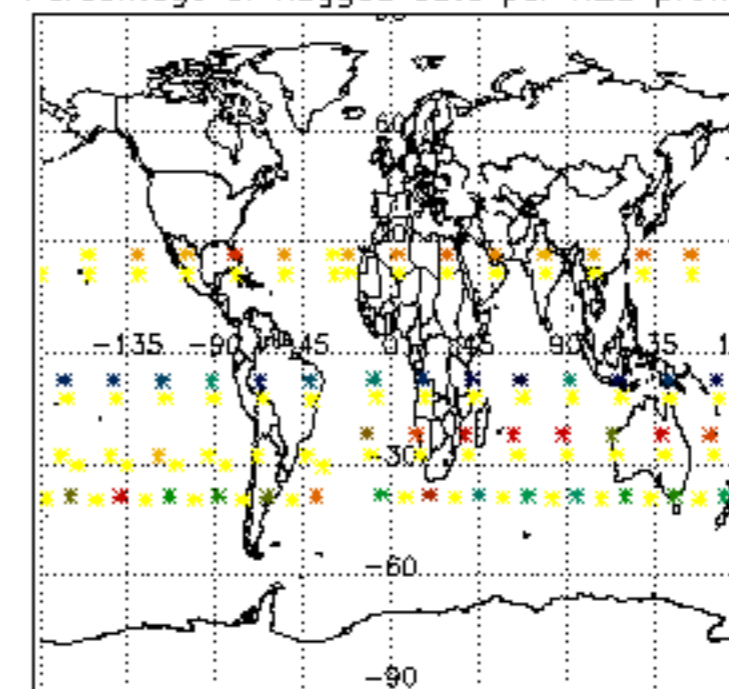
Type	Auxiliary Filename	Used since product	Used since product date
INST_PHYS_CHARACTERISTICS	GOM_INS_AXVIEC20091111_143220_20030716_120000_20500101_000000	1	04-OCT-2008 00:06:57
LEVEL-2_PROC_CONFIG	GOM_PR2_AXVIEC20091111_152718_20020301_000000_20500101_000000	1	04-OCT-2008 00:06:57
CROSS_SECTIONS_FILE	GOM_CRS_AXVIEC20091111_154832_20020301_000000_20500101_000000	1	04-OCT-2008 00:06:57



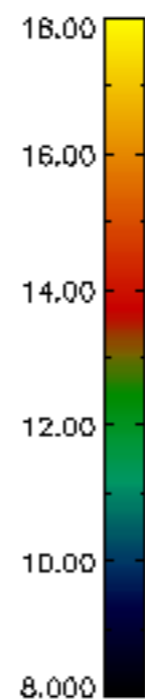
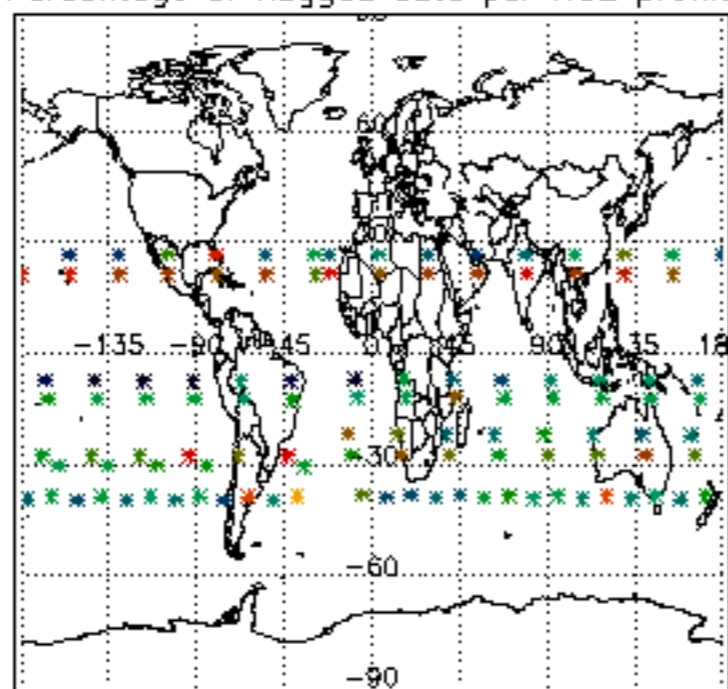
Percentage of flagged data per D3 profile



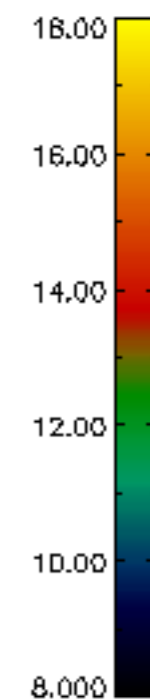
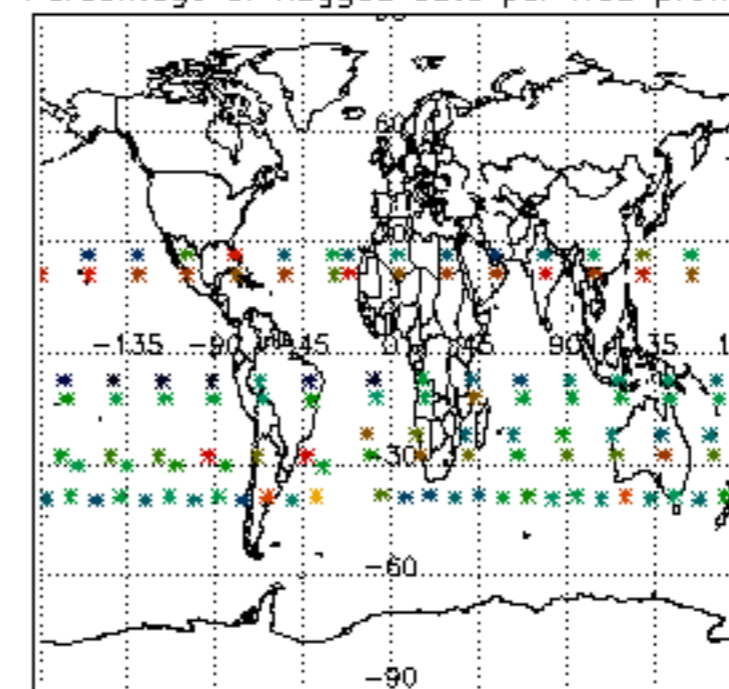
Percentage of flagged data per H2O profile



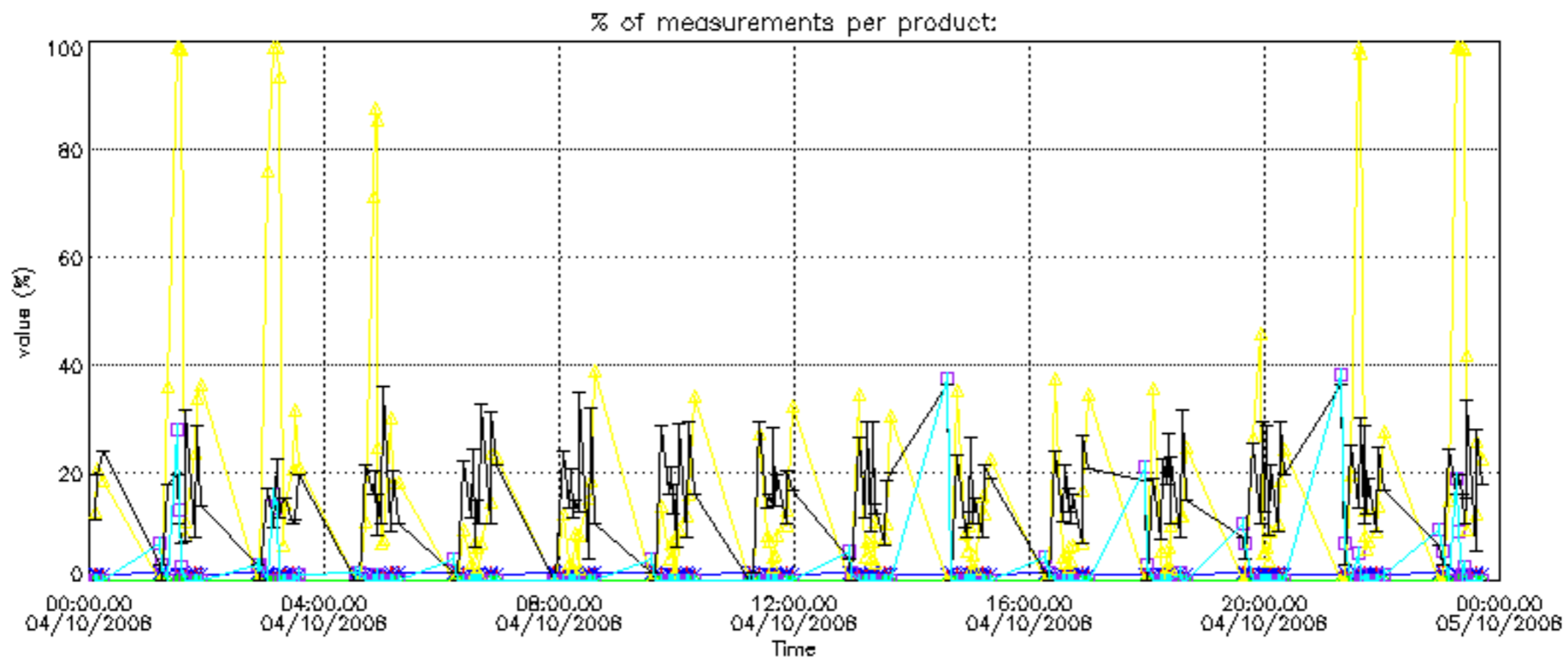
Percentage of flagged data per NO2 profile

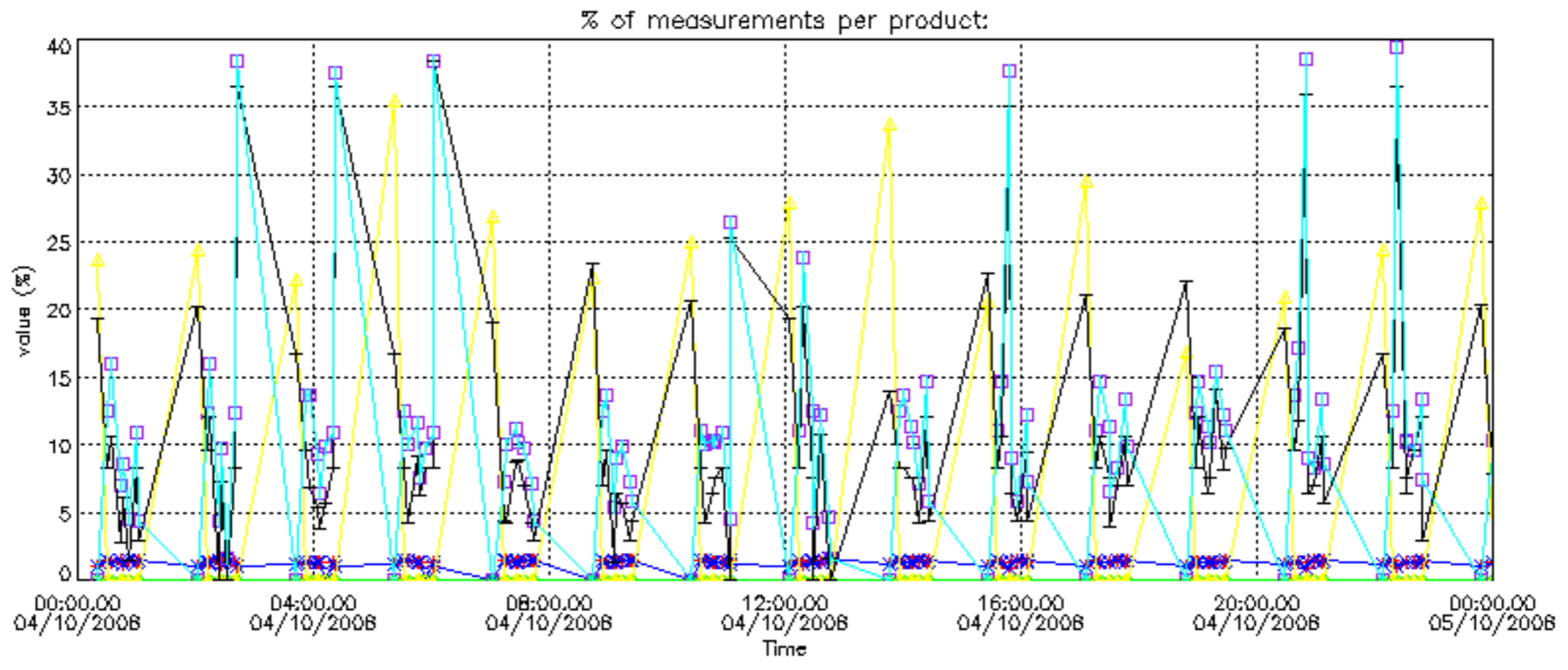


Percentage of flagged data per NO3 profile

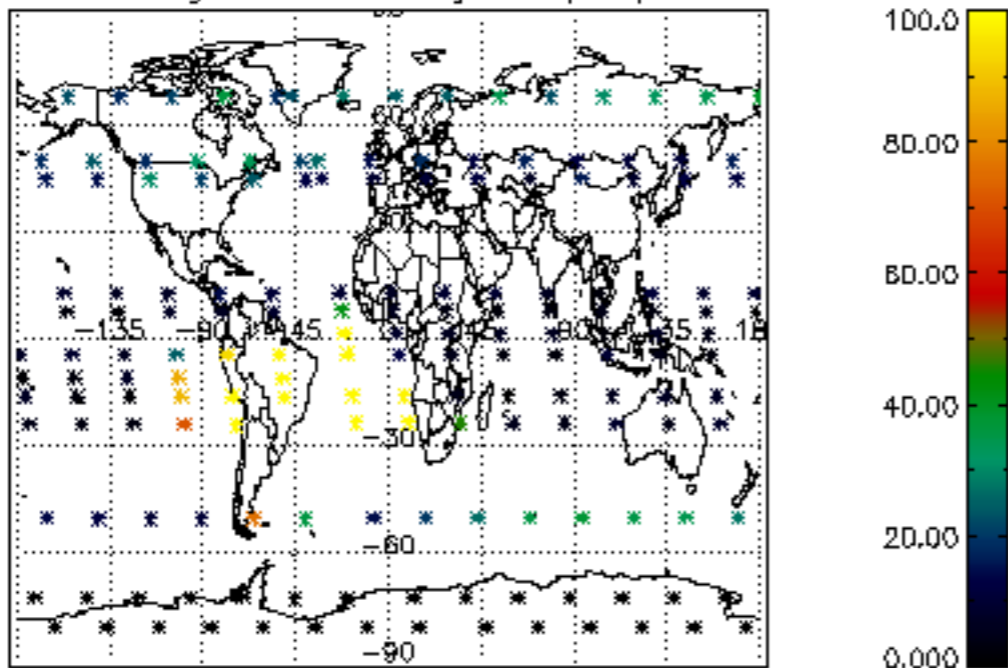




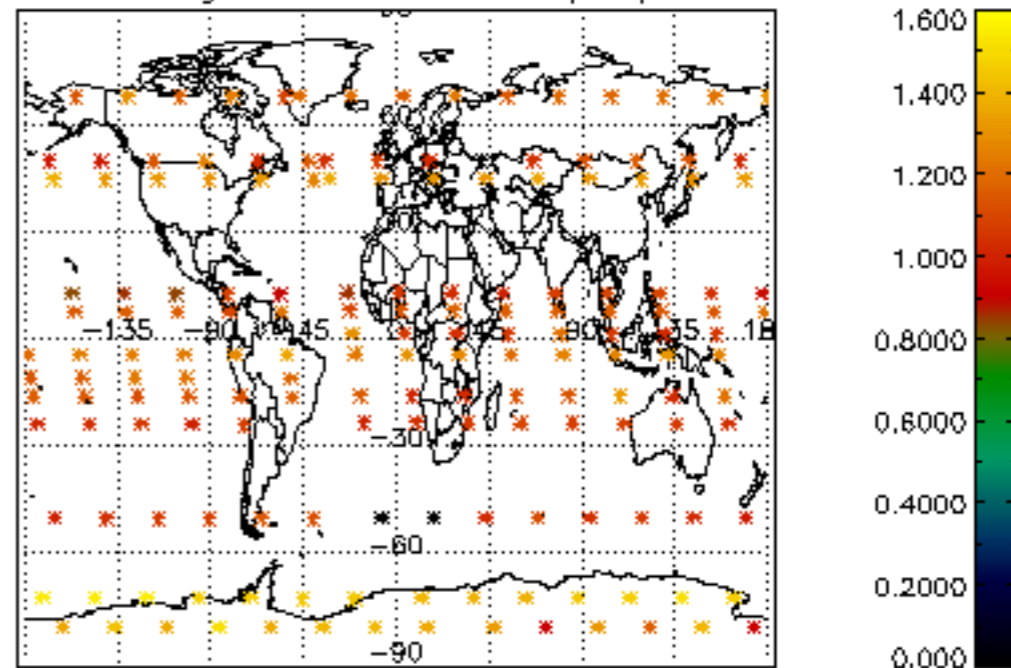




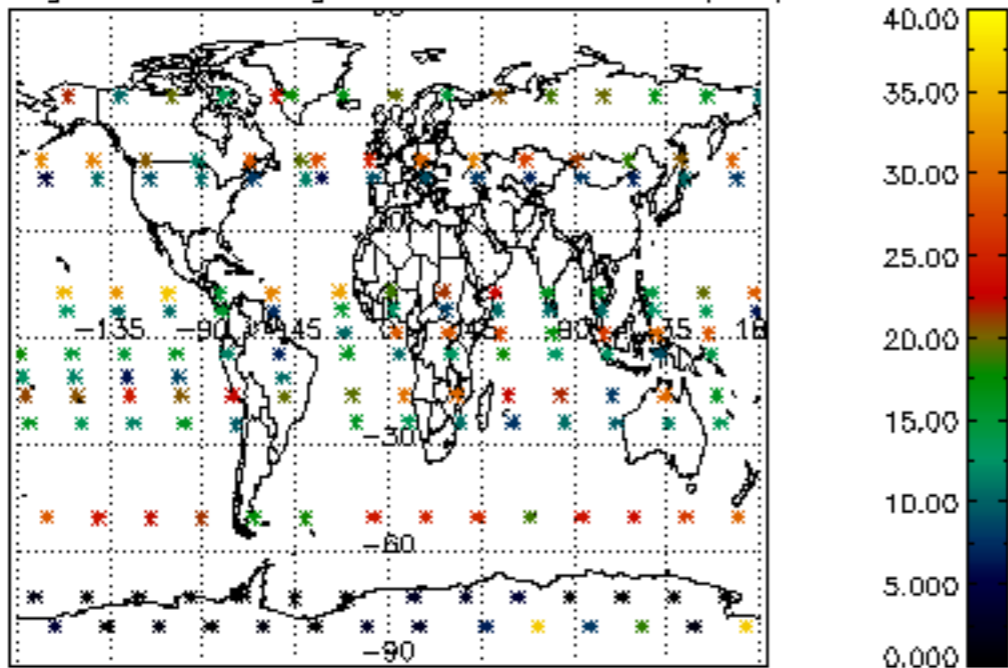
Percentage of cosmic ray hits per profile



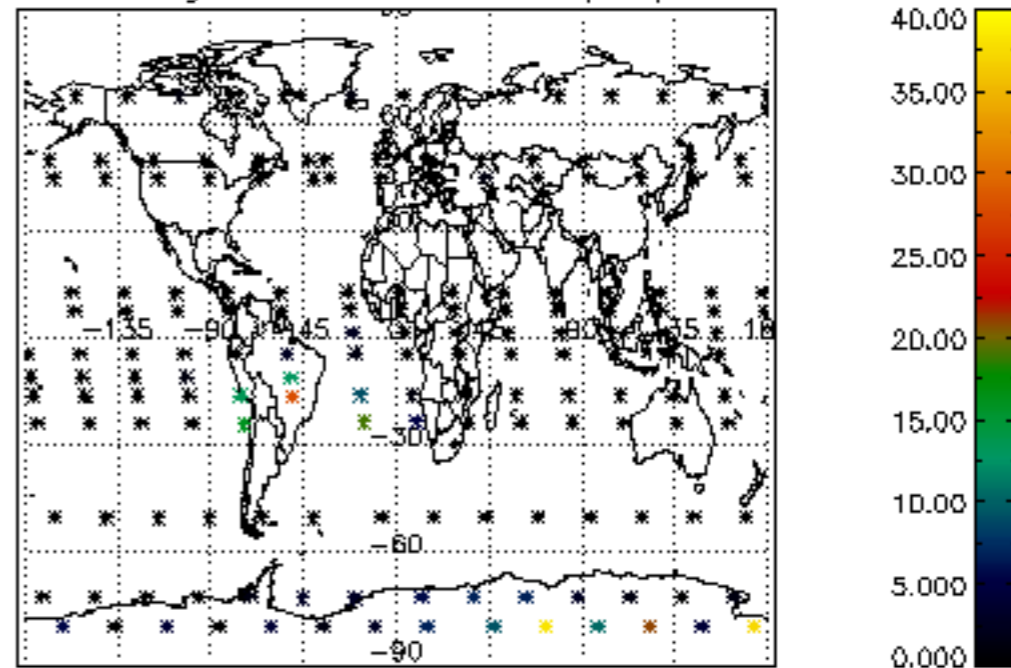
Percentage of datation errors per profile



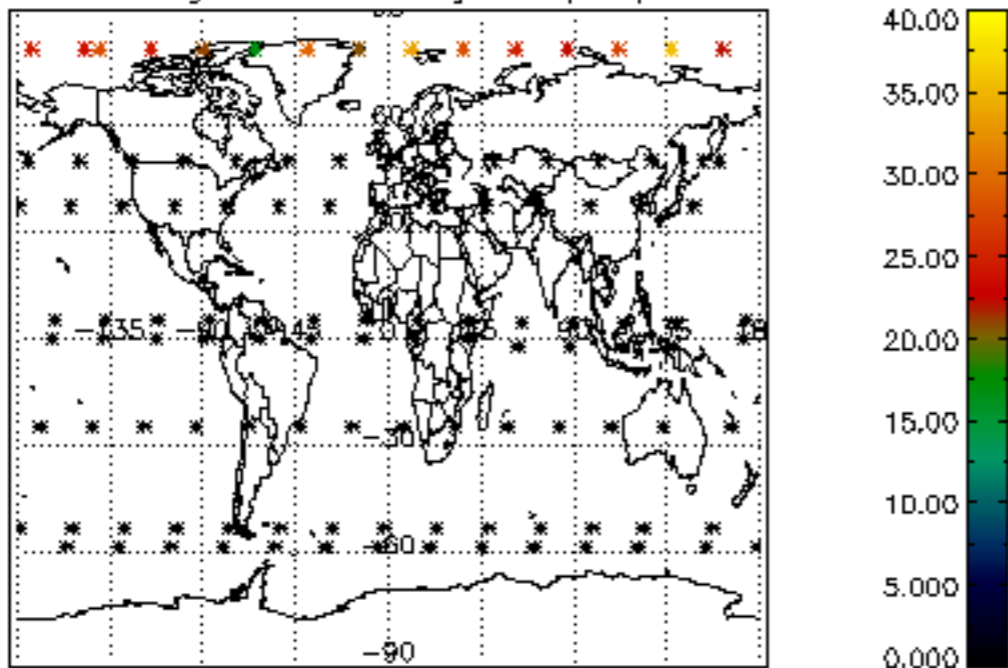
Percentage of star falling outside central band per profile



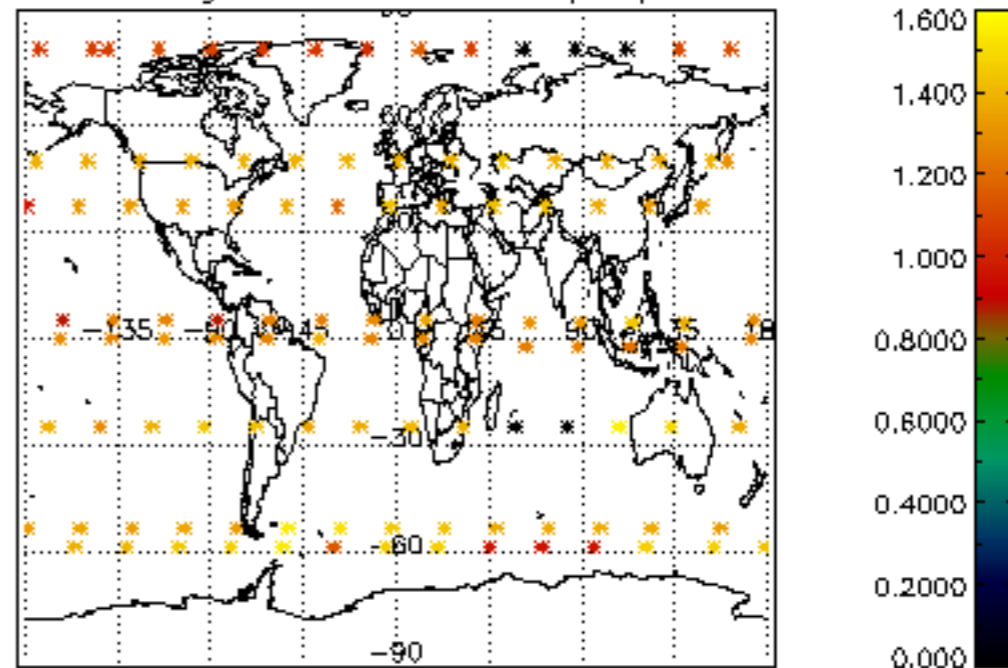
Percentage of saturation errors per profile



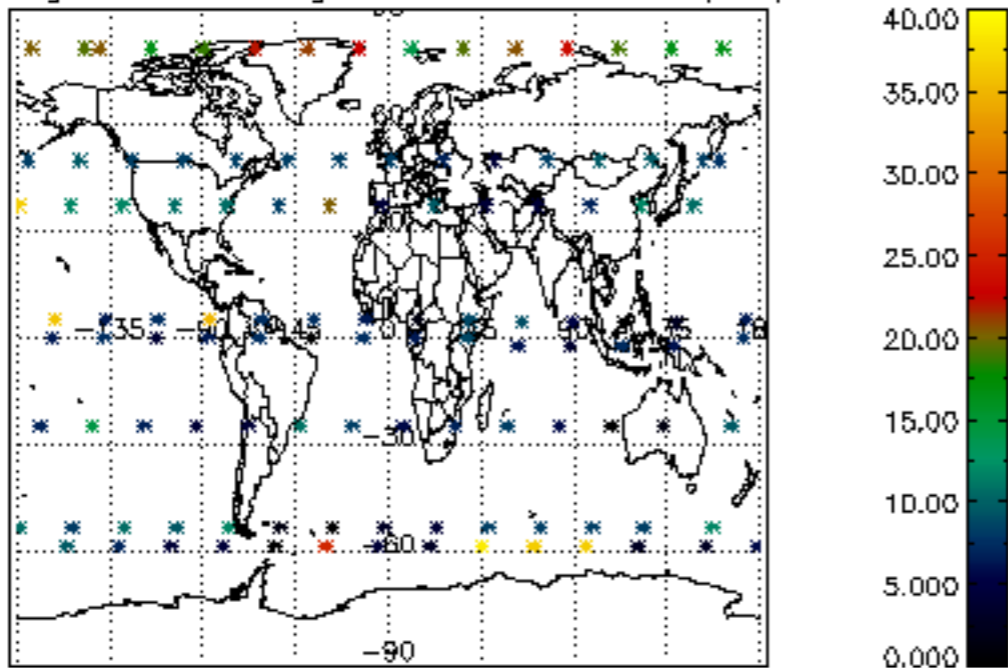
Percentage of cosmic ray hits per profile



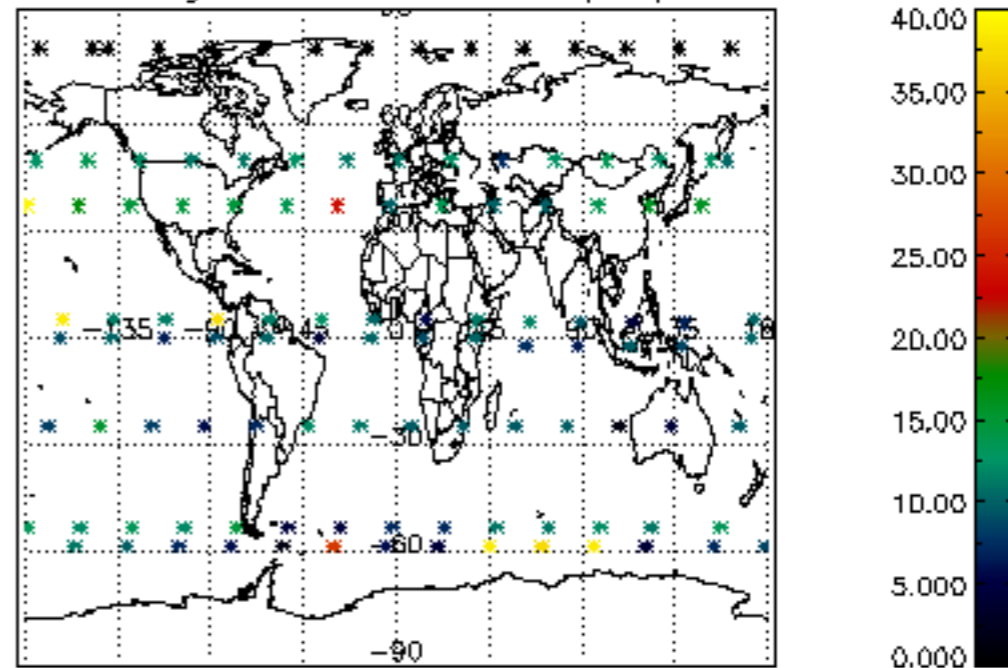
Percentage of datation errors per profile

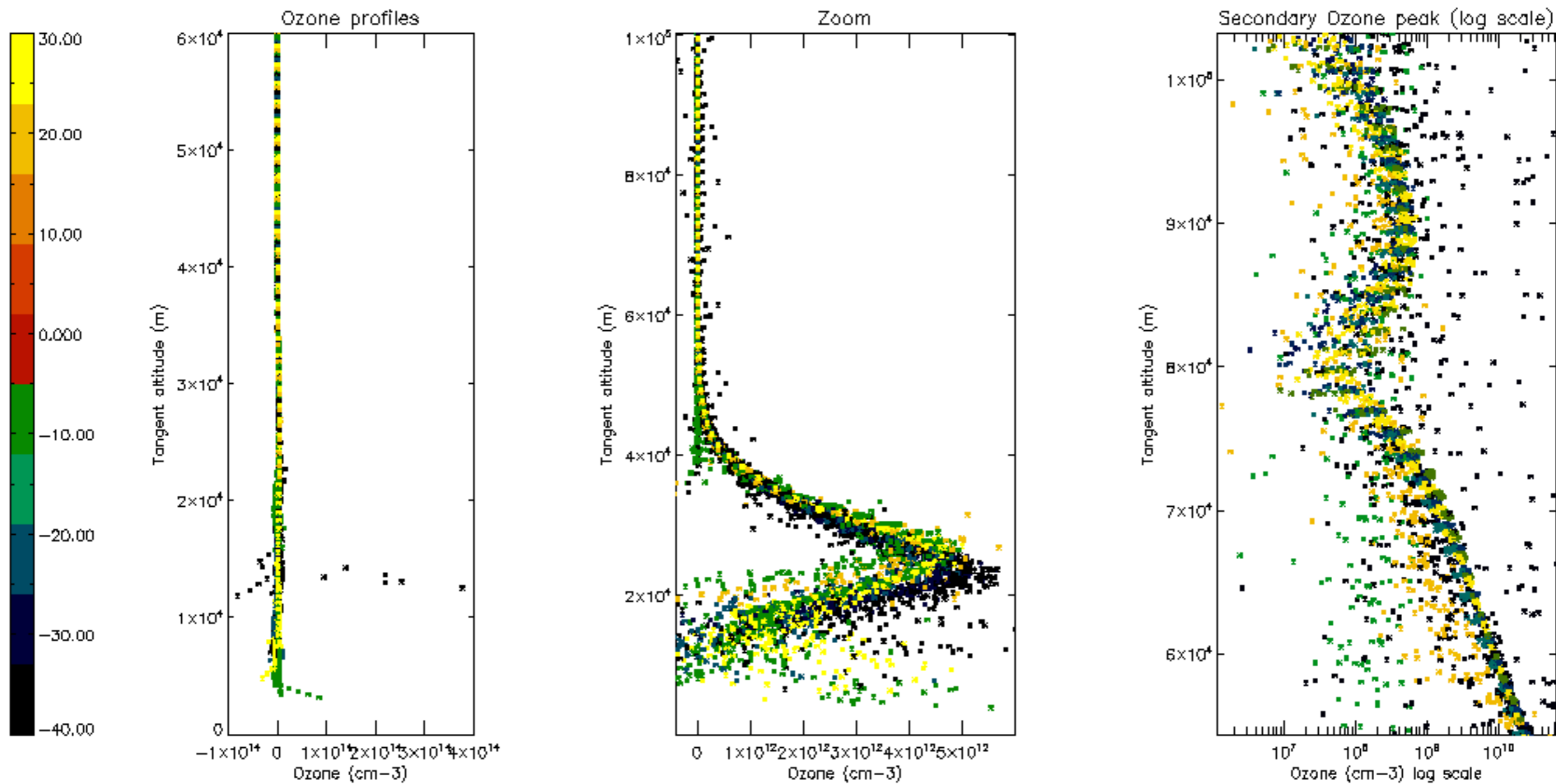


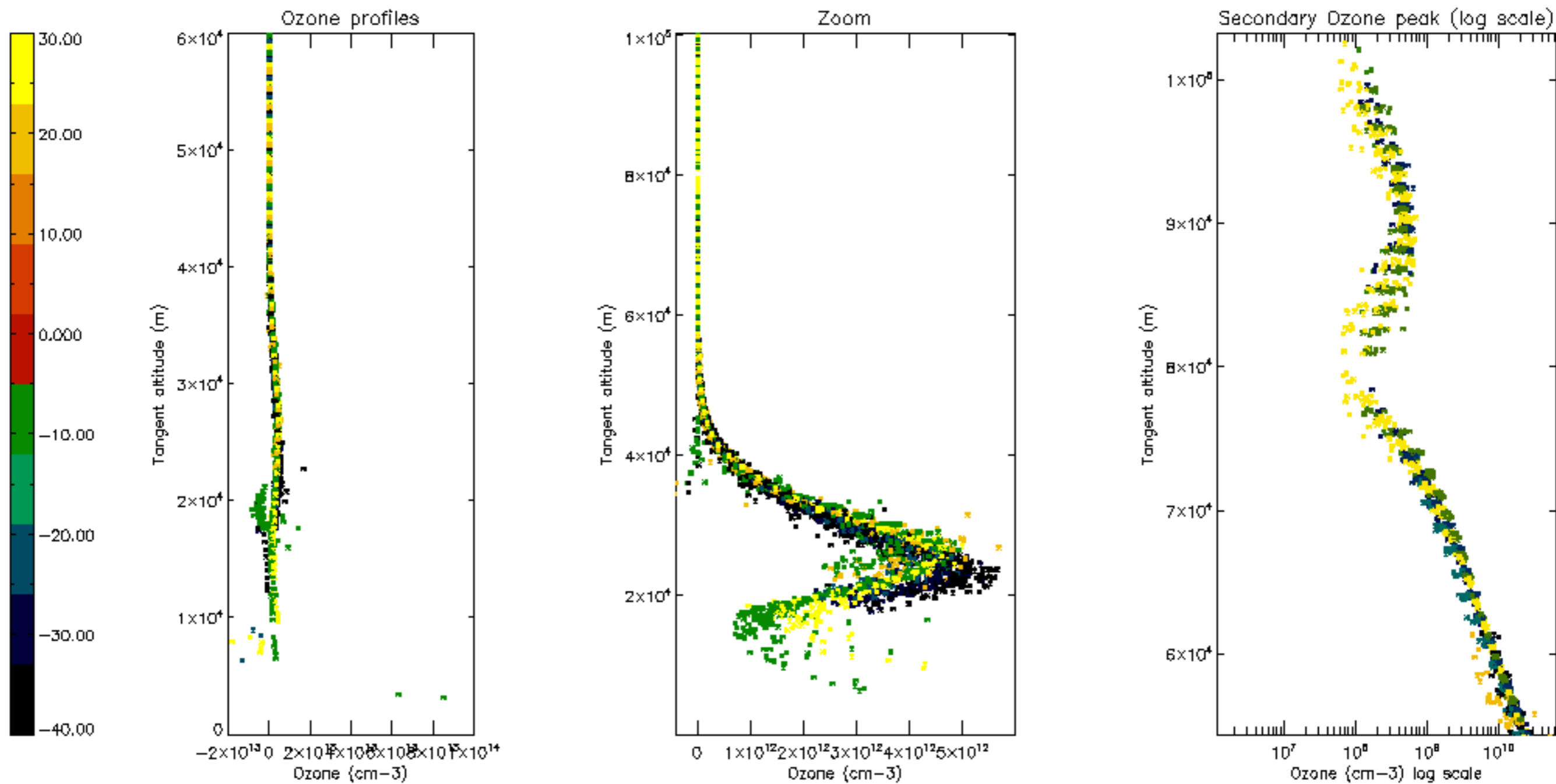
Percentage of star falling outside central band per profile

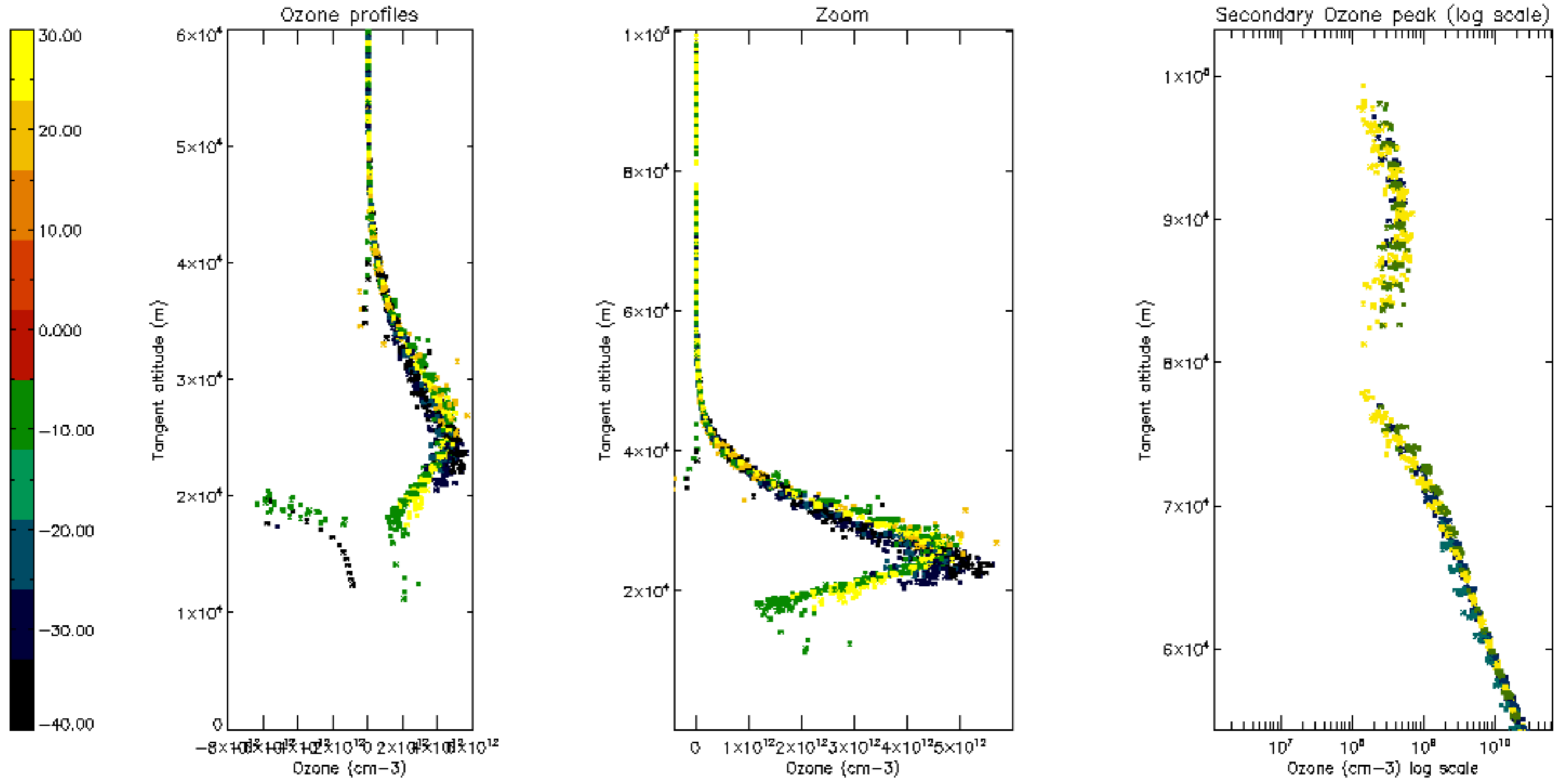


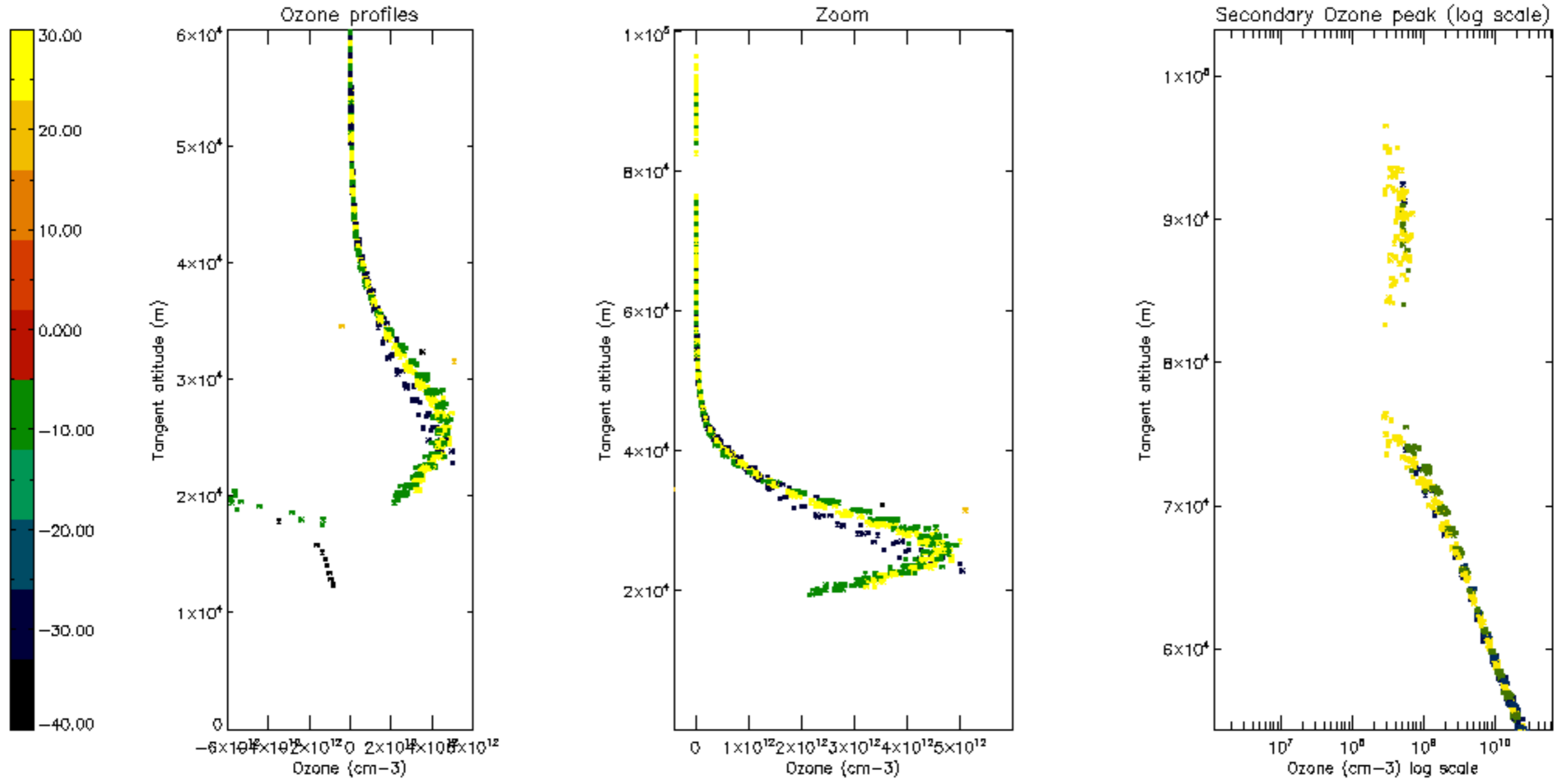
Percentage of saturation errors per profile



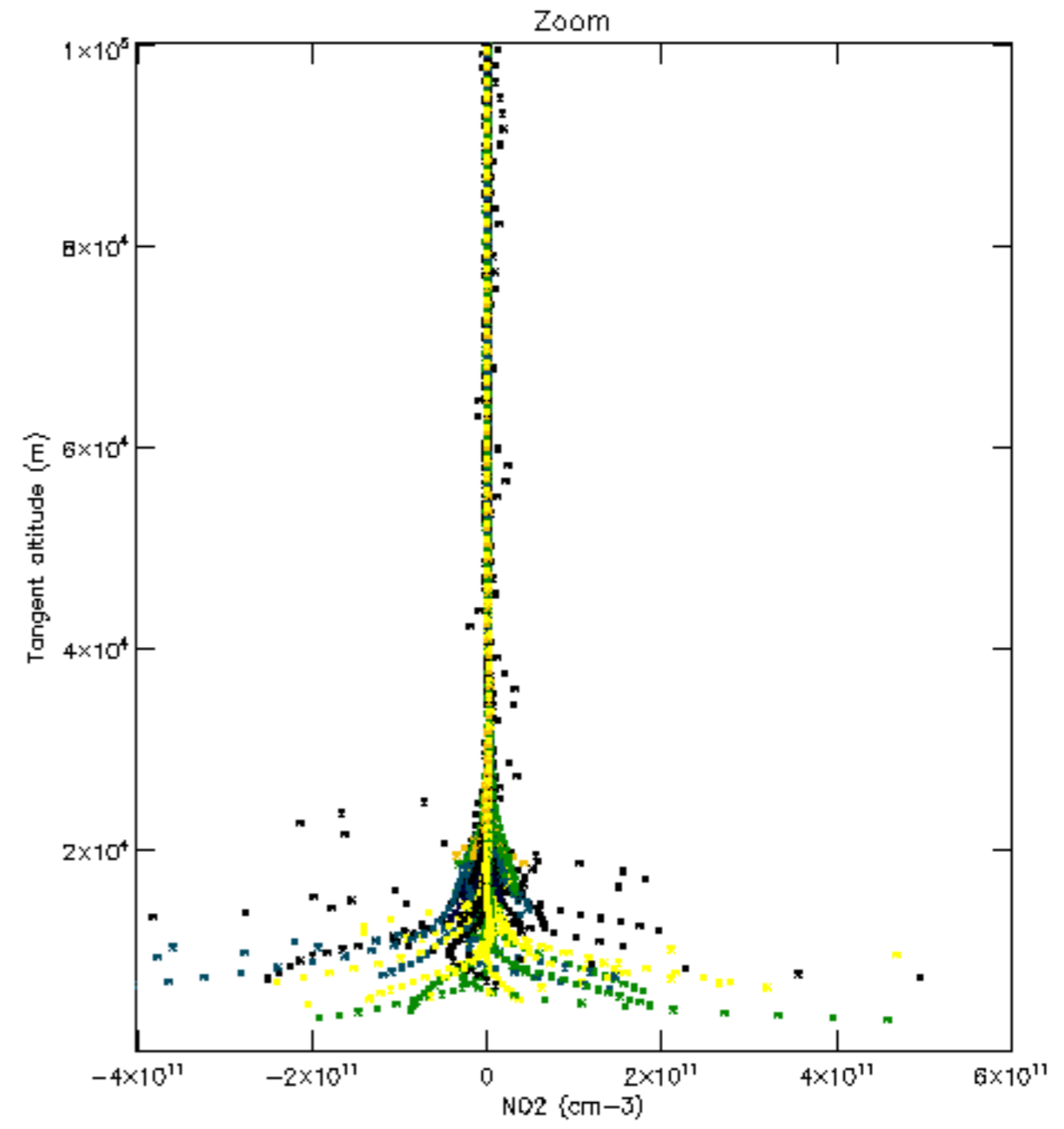
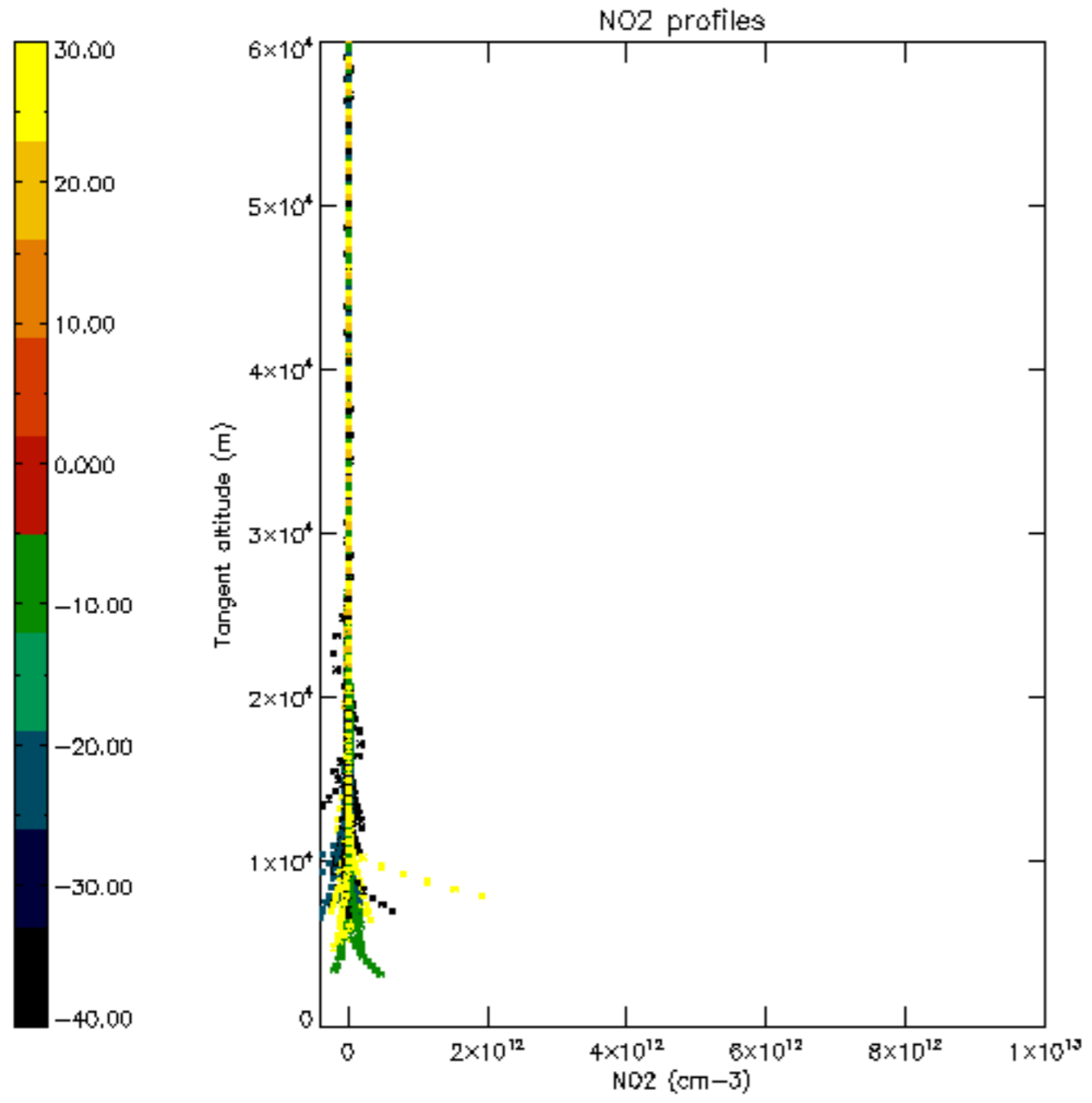


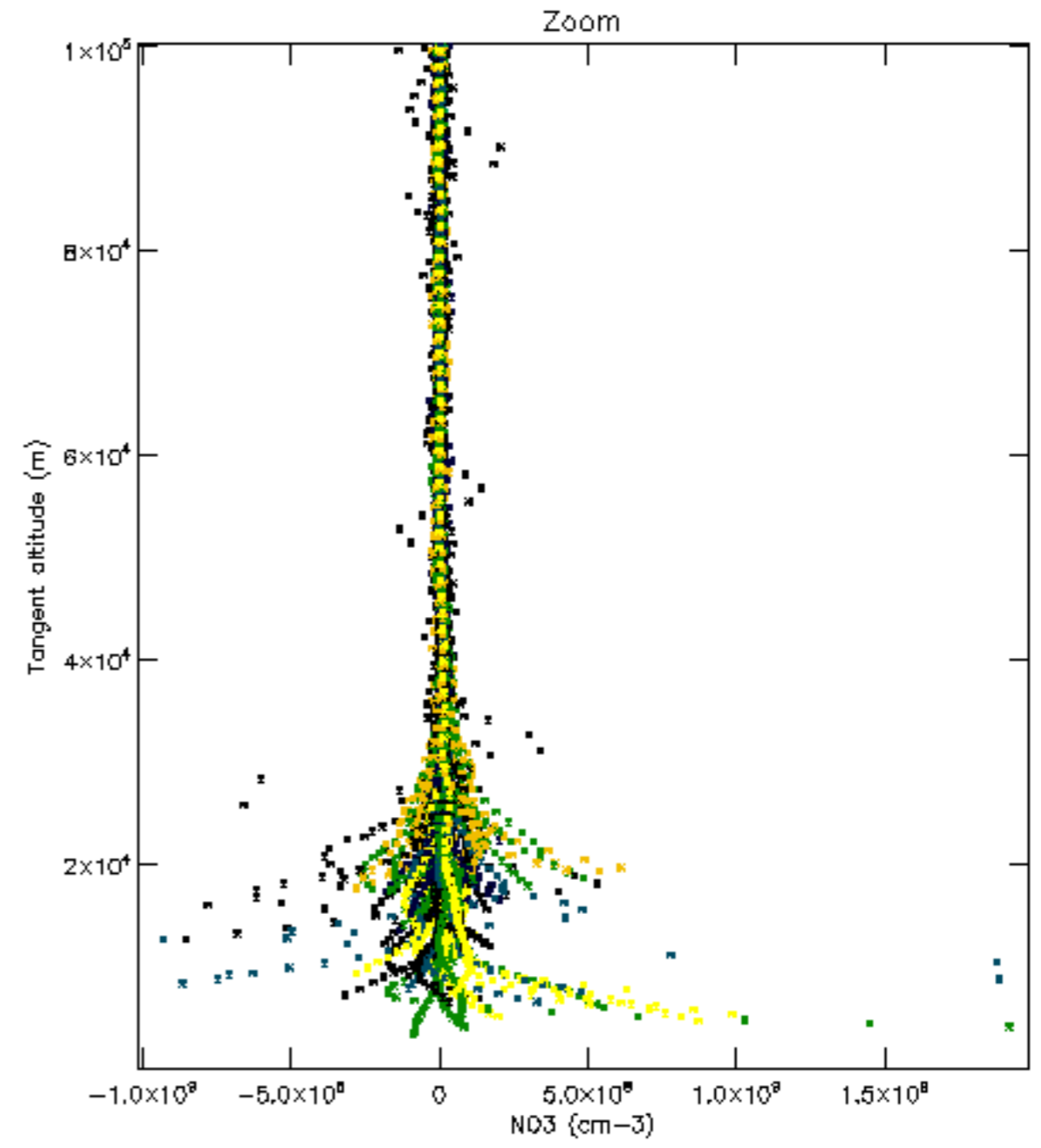
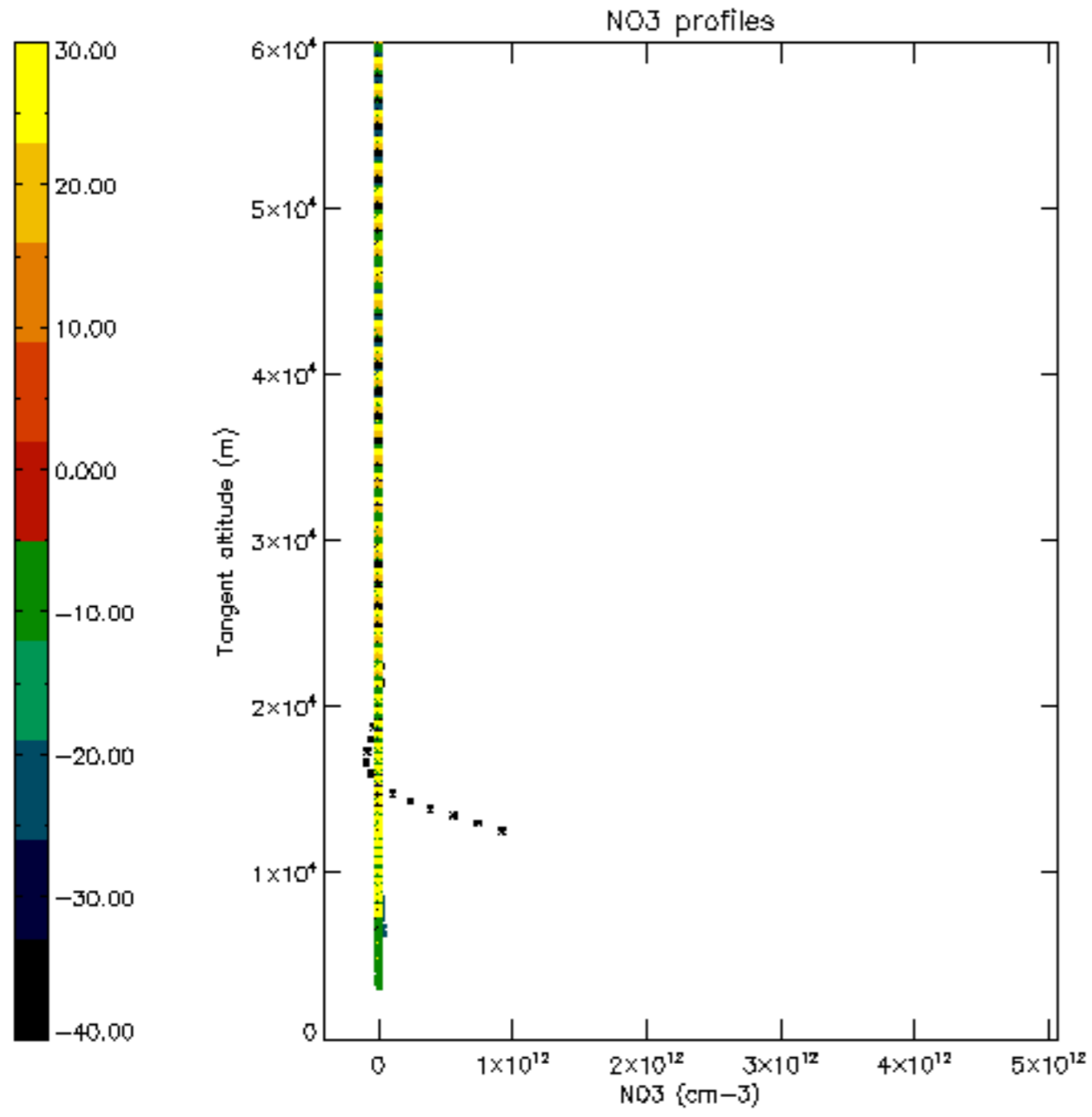


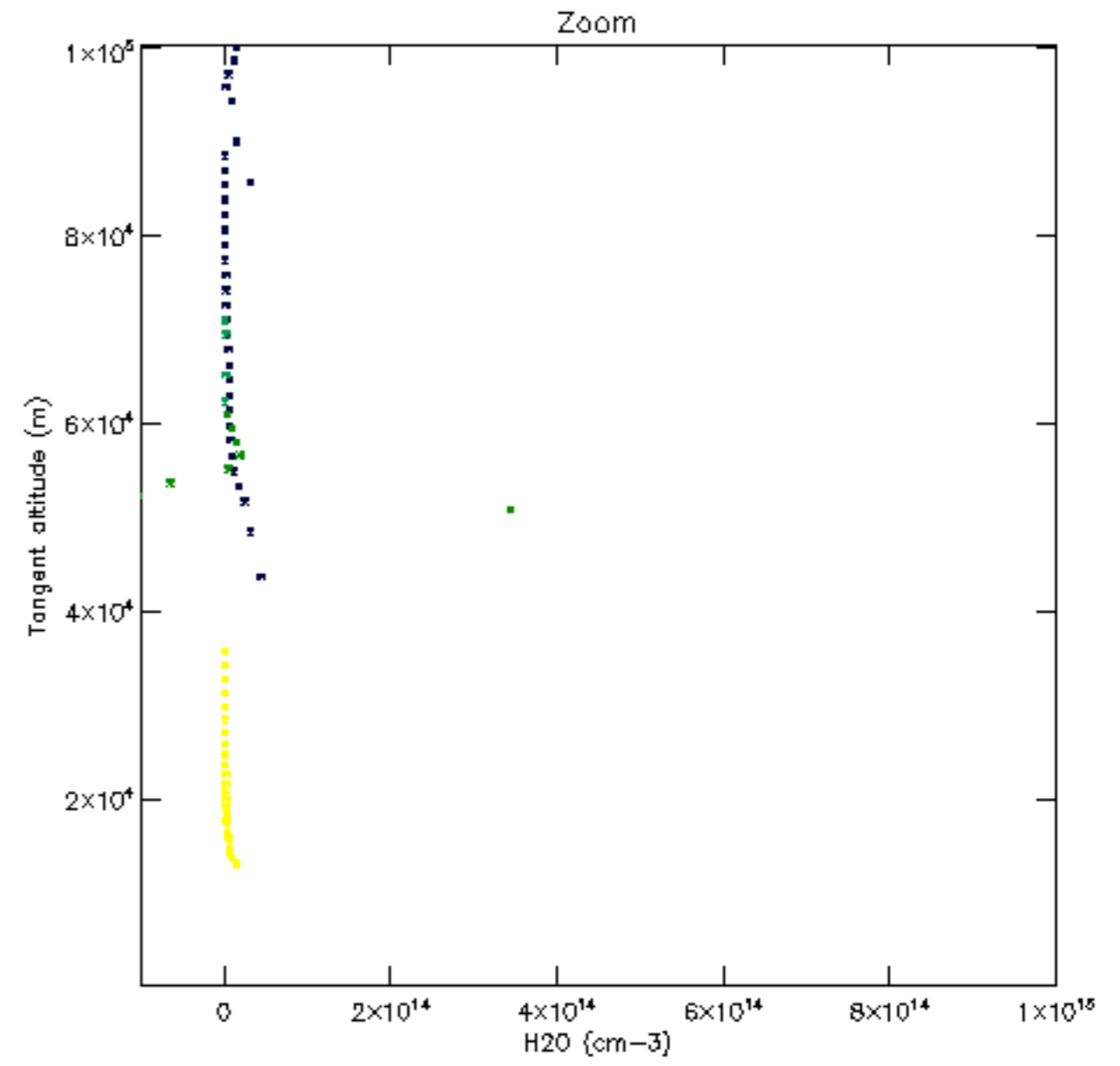
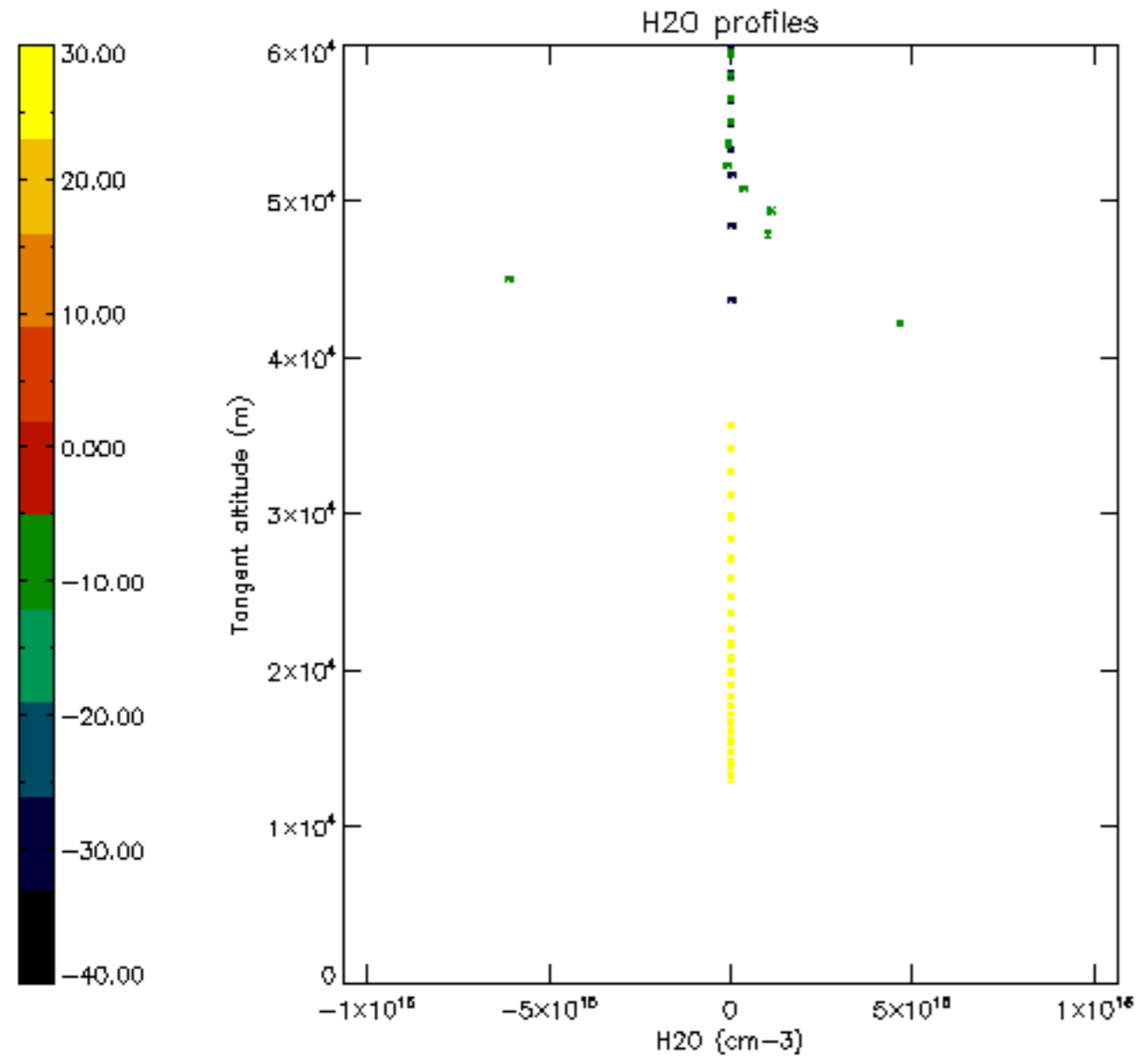


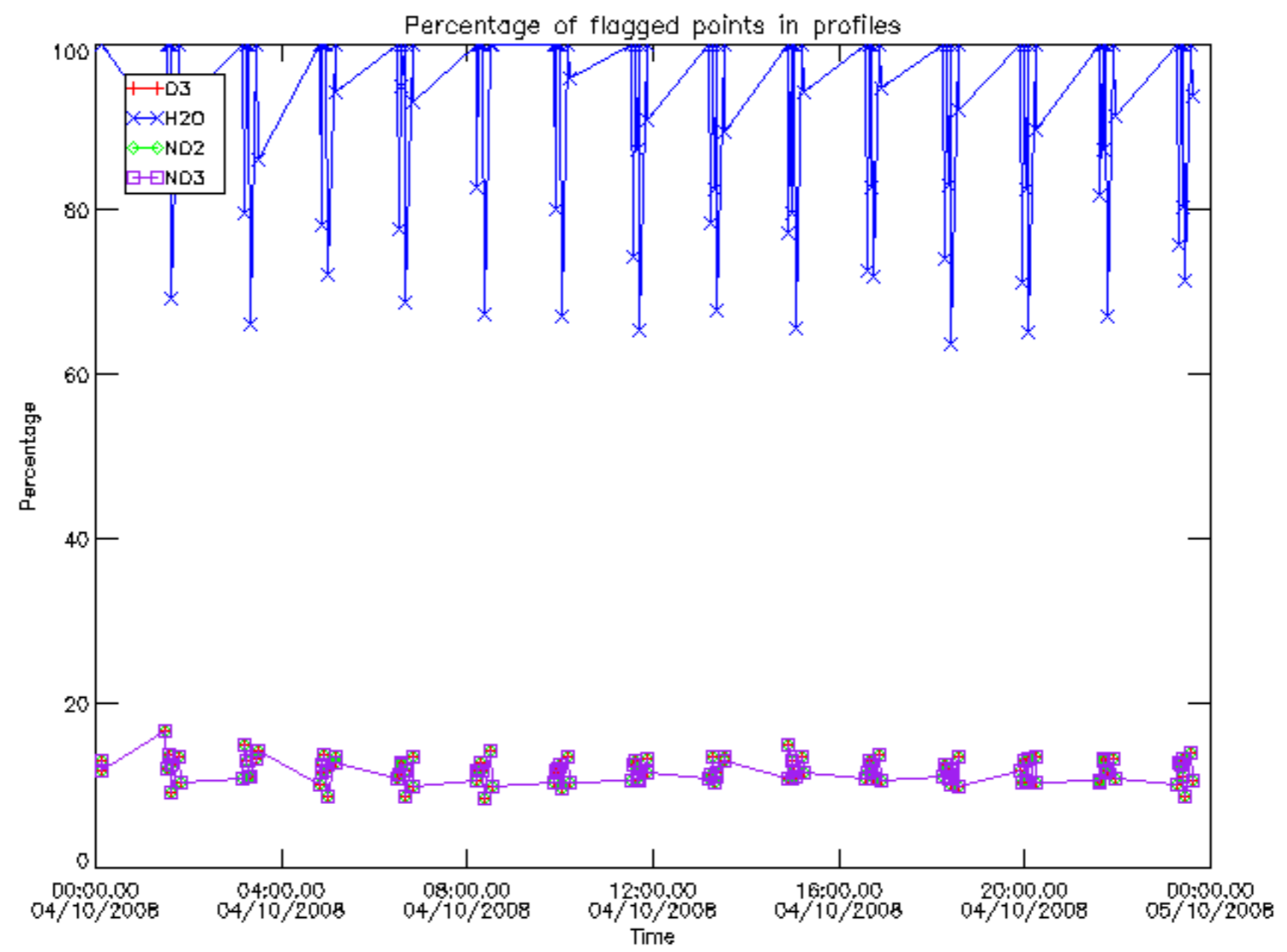




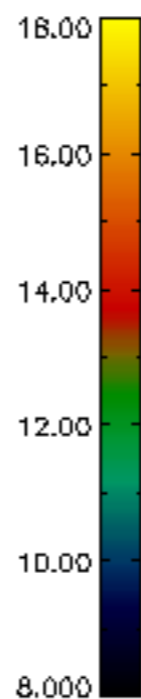
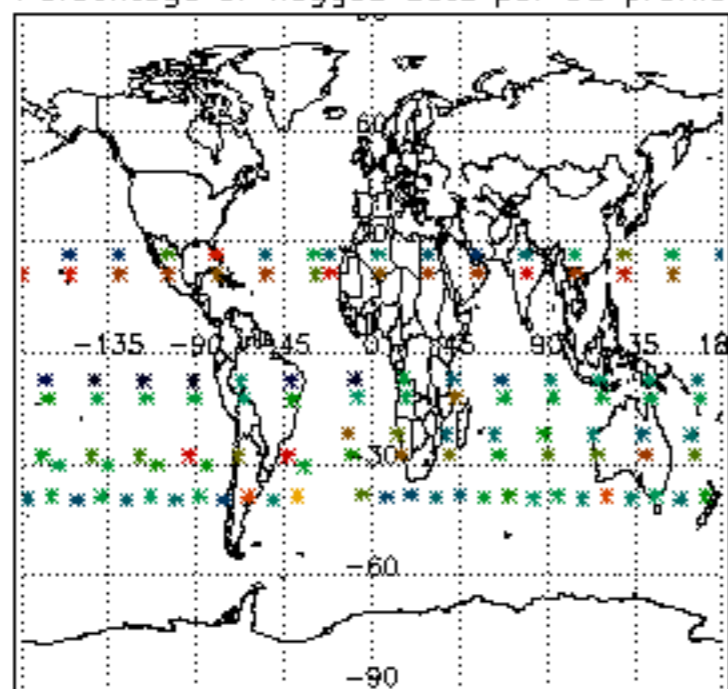




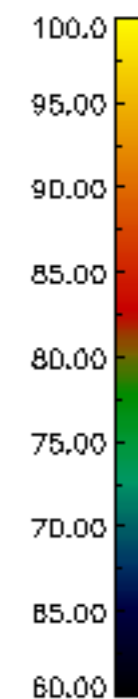
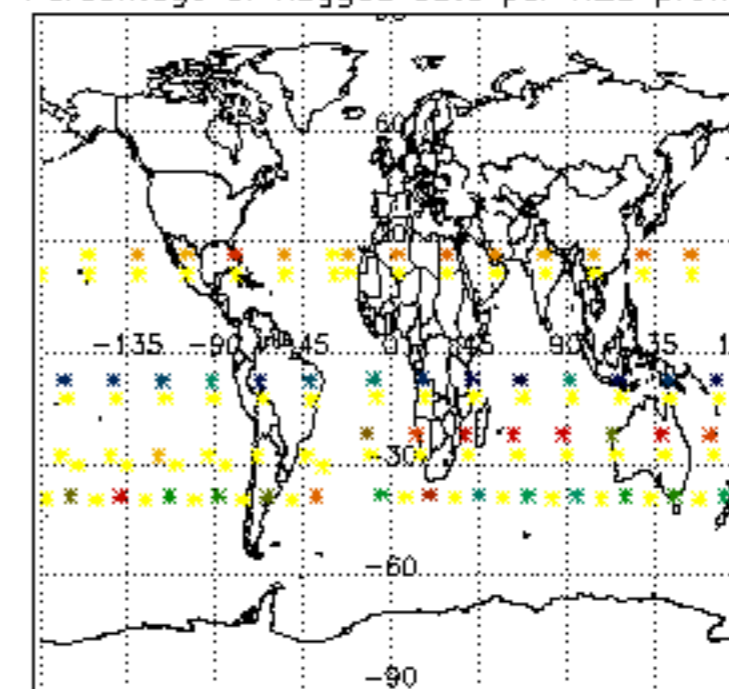




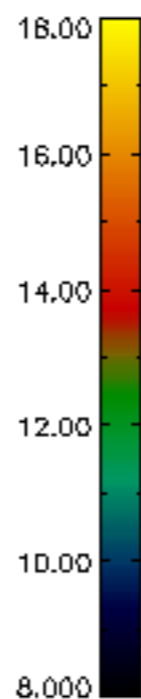
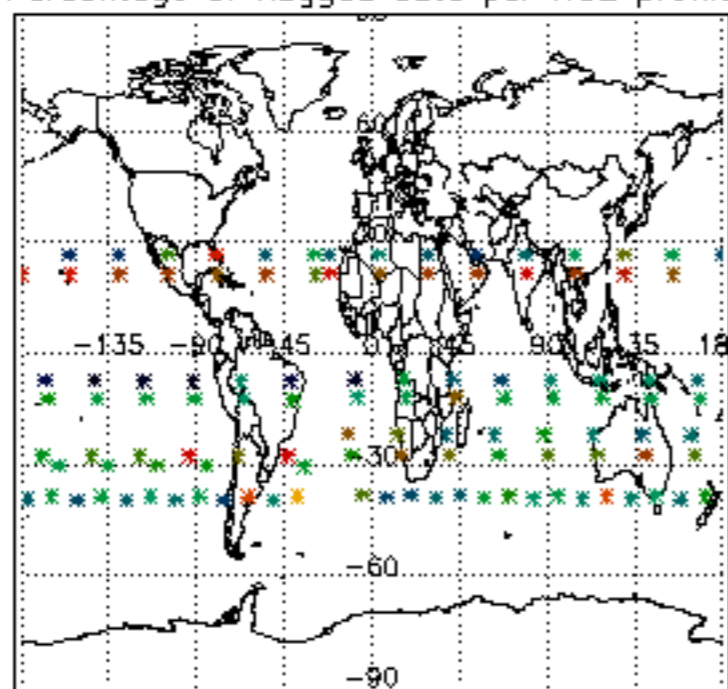
Percentage of flagged data per D3 profile



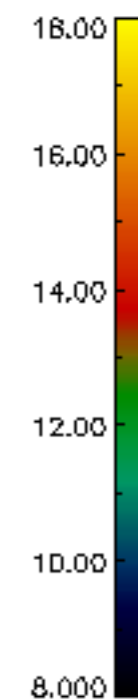
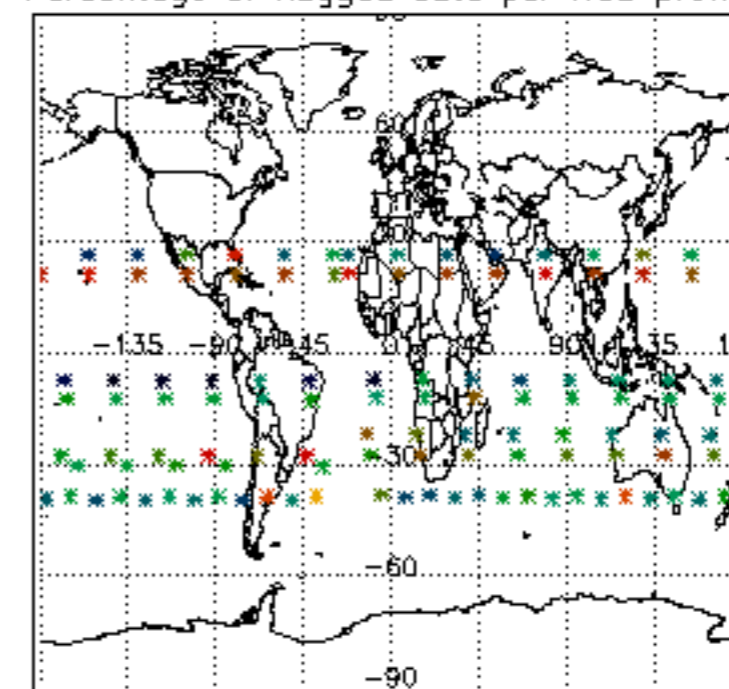
Percentage of flagged data per H2O profile

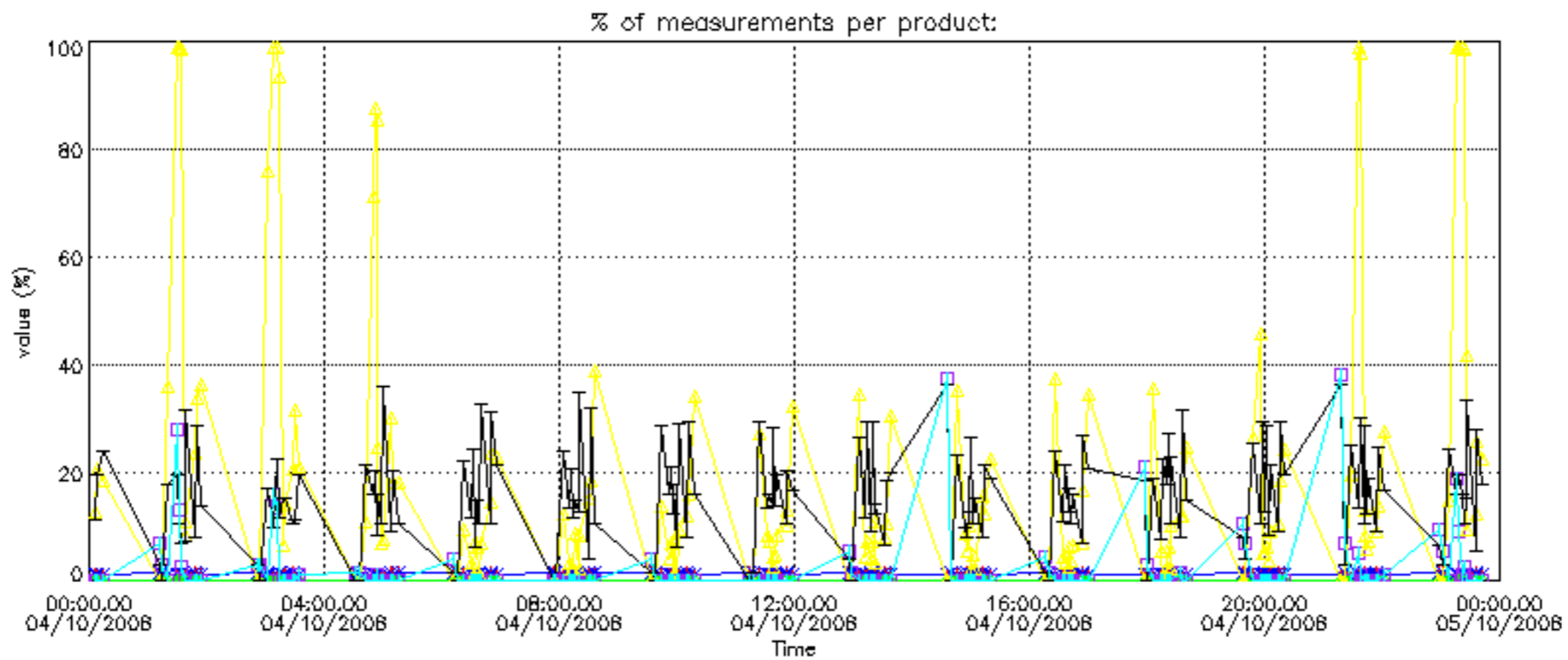


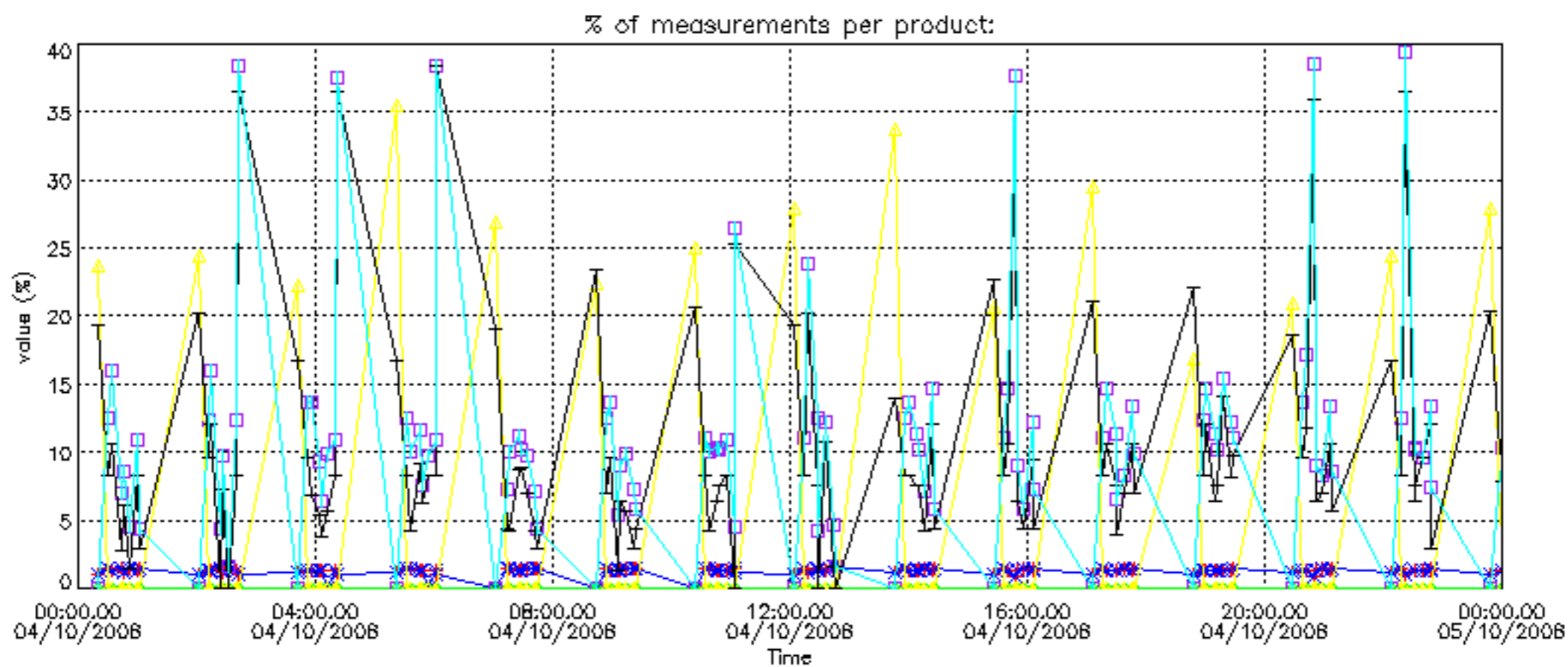
Percentage of flagged data per NO2 profile



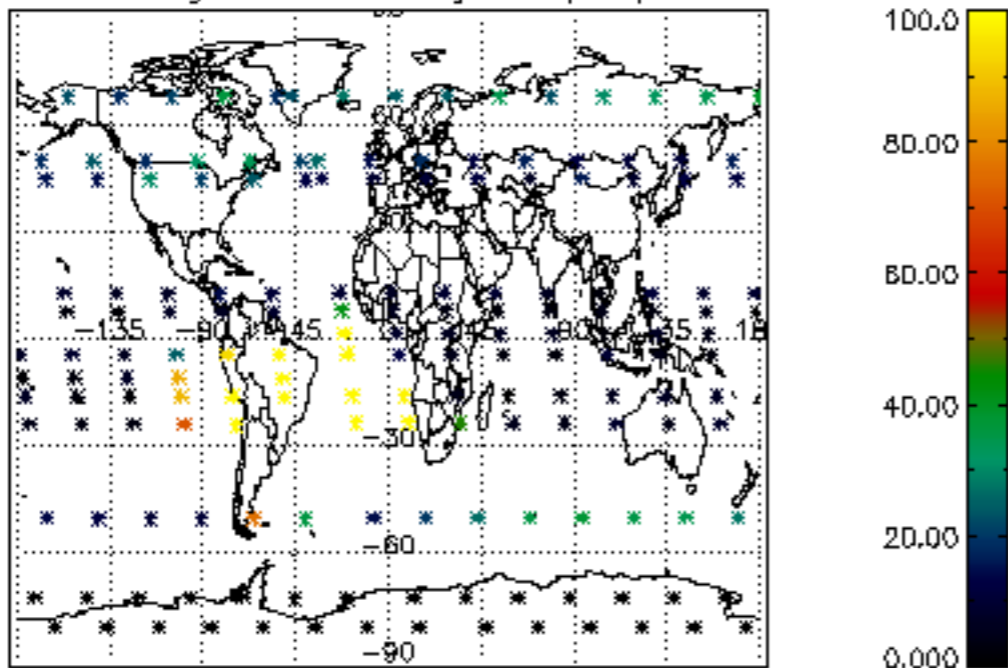
Percentage of flagged data per NO3 profile



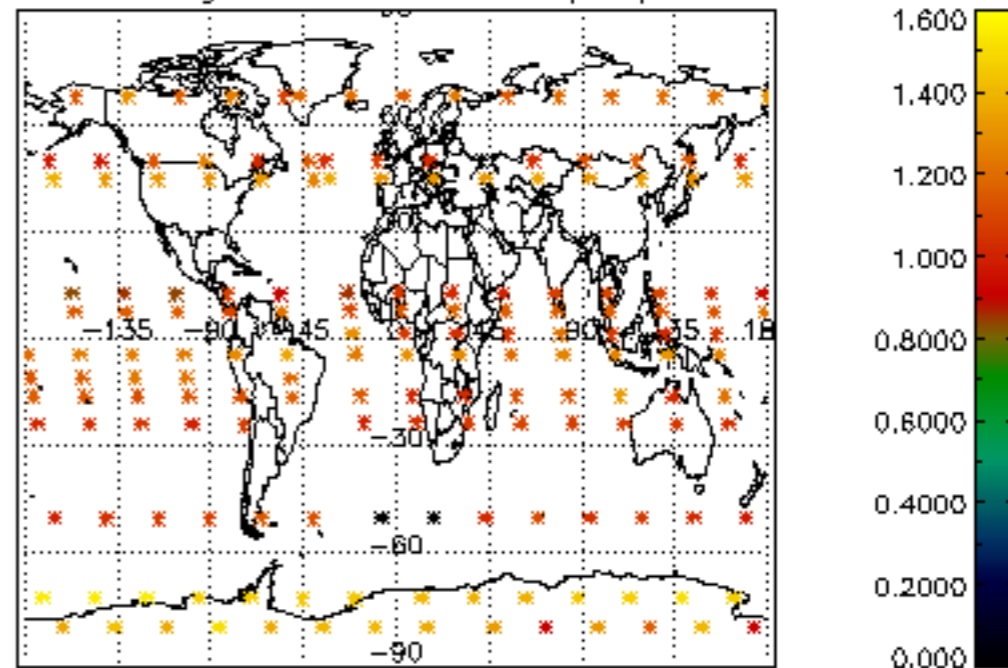




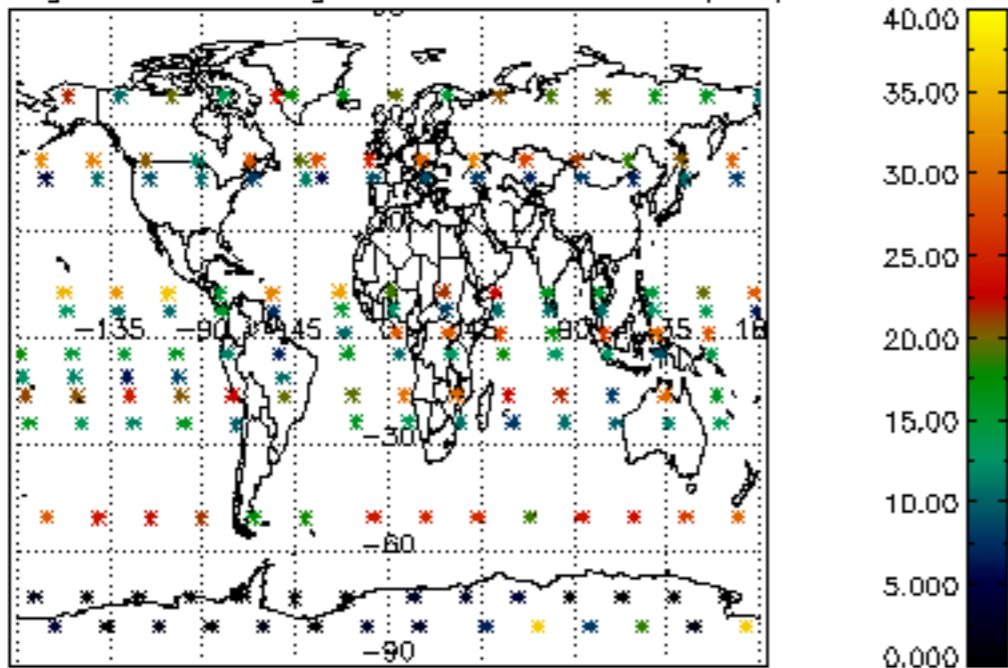
Percentage of cosmic ray hits per profile



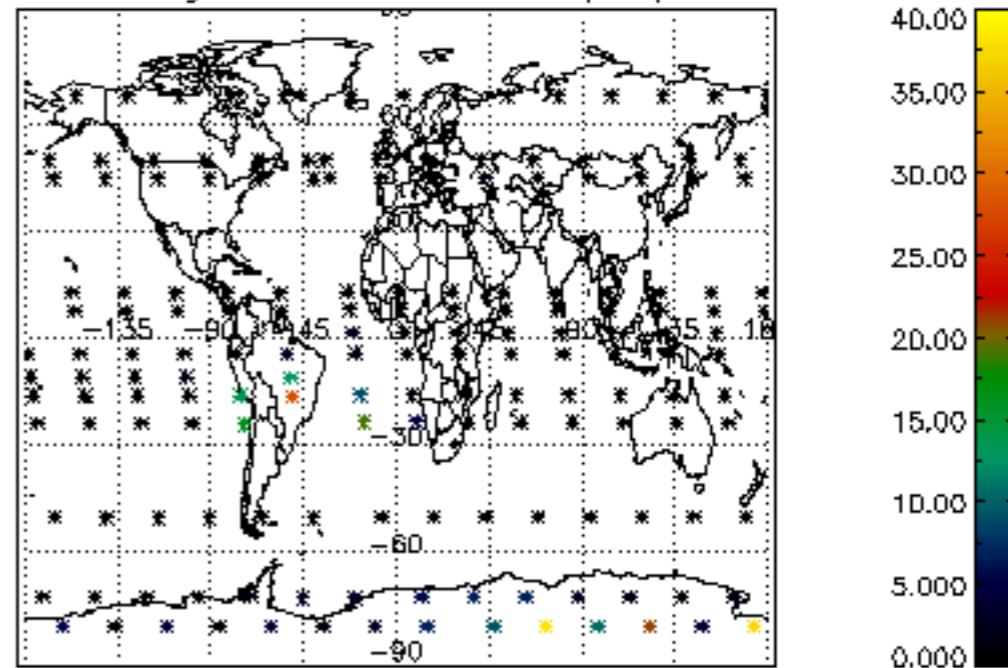
Percentage of datation errors per profile



Percentage of star falling outside central band per profile

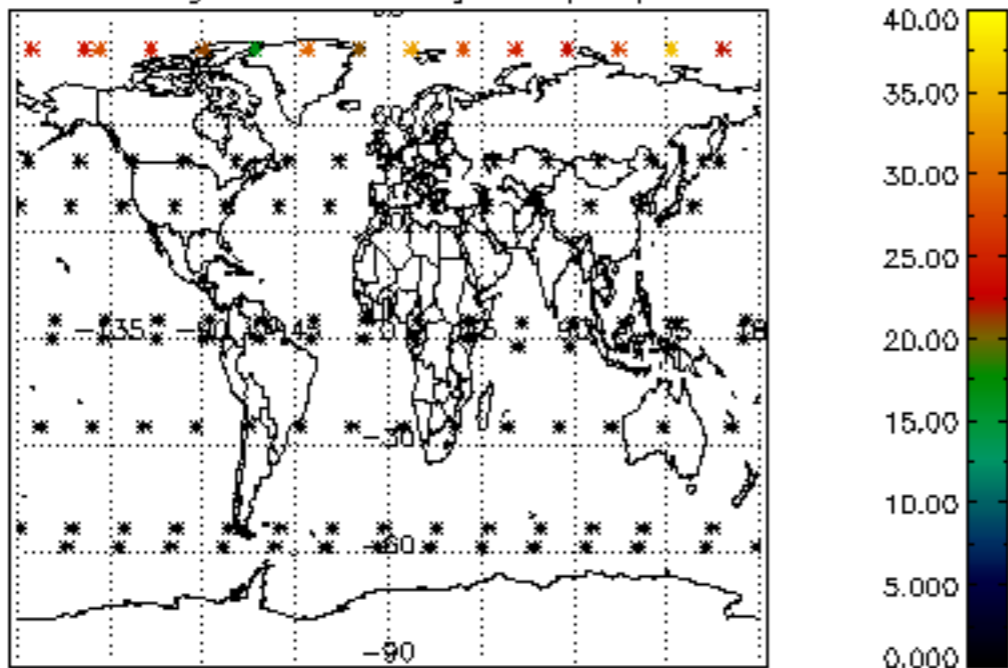


Percentage of saturation errors per profile

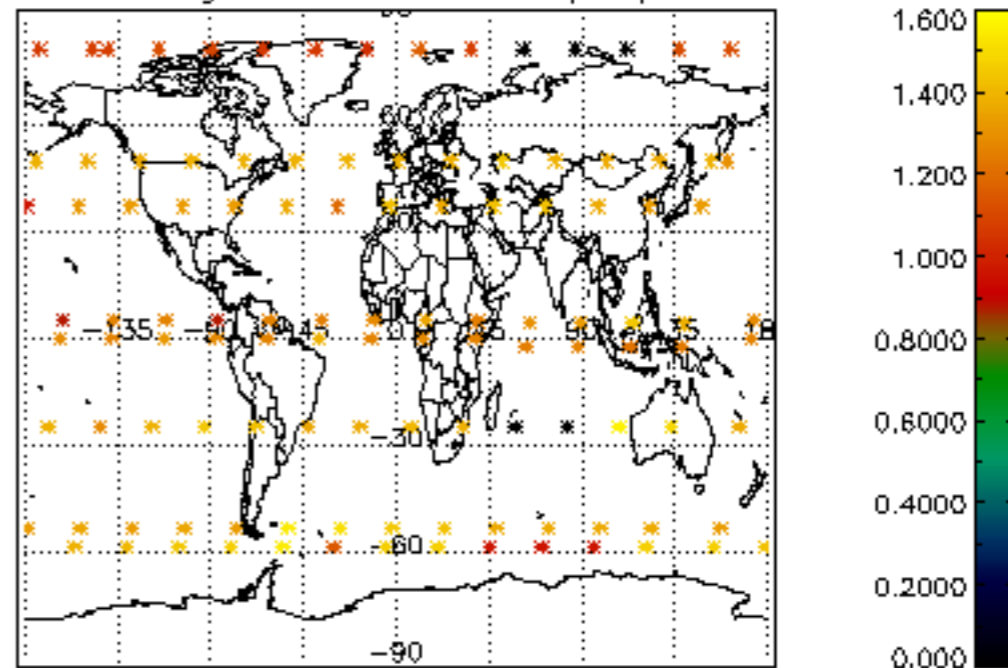




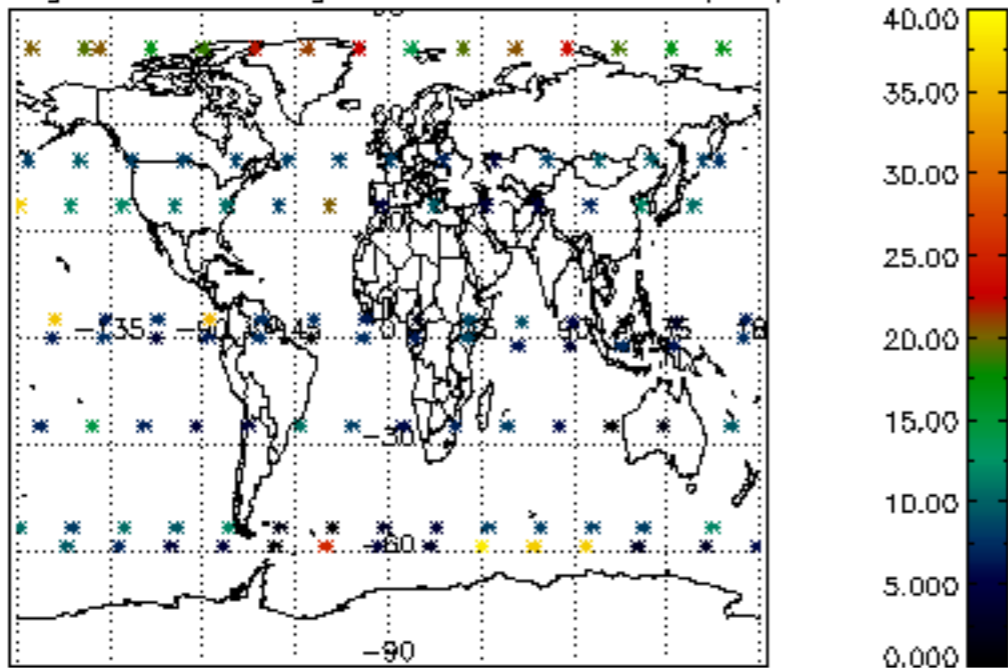
Percentage of cosmic ray hits per profile



Percentage of datation errors per profile



Percentage of star falling outside central band per profile



Percentage of saturation errors per profile

