

GOMOS Level 2 Daily Report

SUMMARY

[1. General Info](#)

[2. Summary of processed GOM_NL_2P products](#)

[3. Level 2 Quality information per product](#)

[3.1 Plot of level 2 quality information per product \(time dependant\)](#)

[3.2 Plot of level 2 quality information per product \(world map\)](#)

[4. Level 1 Quality information per product \(stored on level 2 products\)](#)

[4.1 Plot of level 1 quality information per product \(time dependant\)](#)

[4.1.1 Plot of level 1 quality information per product \(time dependant\): ASCENDING](#)

[4.1.2 Plot of level 1 quality information per product \(time dependant\): DESCENDING](#)

[4.2 Plot of level 1 quality information per product \(world map\)](#)

[4.2.1 Plot of level 1 quality information per product \(world map\): ASCENDING](#)

[4.2.2 Plot of level 1 quality information per product \(world map\): DESCENDING](#)

[5. Ozone profiles based on quality statistics and other trace gas profiles](#)

[5.1 Ozone statistics based on quality of products](#)

[5.2 Plot ozone profiles for all STD \(dark without errors\)](#)

[5.3 Plot ozone profiles where STD < 20% \(dark without errors\)](#)

[5.4. Plot ozone profiles where STD < 10% \(dark without errors\)](#)

[5.5. Plot ozone profiles where STD < 5% \(dark without errors\)](#)

[5.6 Plot NO2 profiles for all STD \(dark without errors\)](#)

[5.7 Plot NO3 profiles for all STD \(dark without errors\)](#)

[5.8 Plot H2O profiles \(only for occultations of stars 1,2,3,4,13,14,16,26,63 dark without errors\) for all STD](#)

[6. Auxiliary Data Files used for the production reported in section 2](#)

This report presents the daily analysis on parameters extracted from GOMOS level 2 data (GOM_NL__2P). It is intended to monitor some important parameters that will impact the quality of these products. A list of level 2 products (and content) that have arrived during the reporting day to the PCF is also given.

Item	Value
Time of report generation	25APR2013 20:28:10
Data source version	GOMOS/6.01
Start time of products	01-10-2008 (01OCT2008 00:00:00)
Stop time of products	02-10-2008 (02OCT2008 00:00:00)
Store outputs in DB	Yes
Nb of level 2 prods	264
Nb of prods with errors	0

2. Summary of processed GOM_NL__2P products.

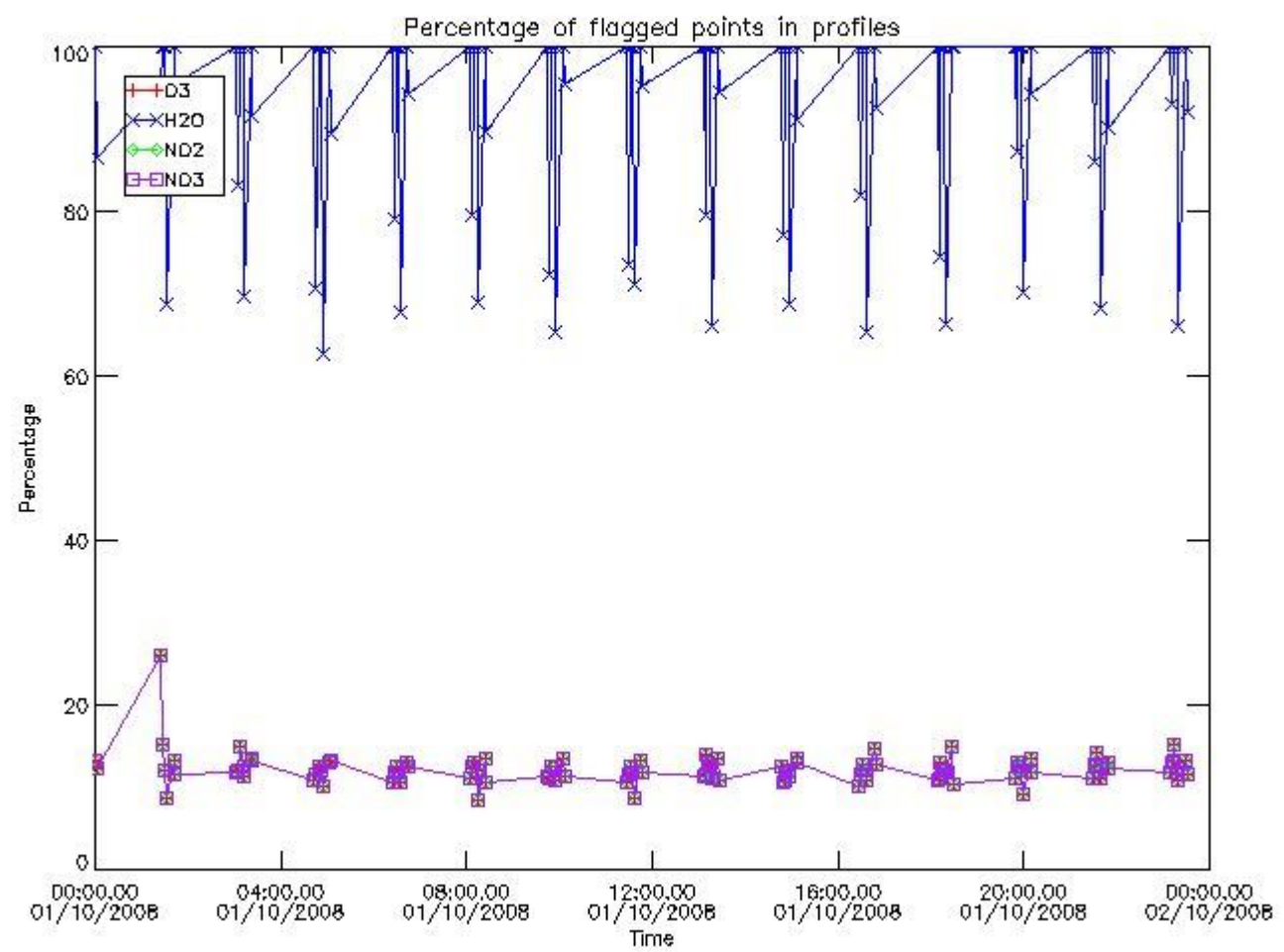
Nr	Filename	UTC Start time	Limb	Duration	Star Id	Star Name	Star Mag	Star Temp	Nb Meas	Orbit	Prod. error
1	GOM_NL__2PRFIN20081001_000056_000000392072_00317_34439_0175.N1	01-OCT-2008 00:00:56	Dark	38.500	143	Alp Hyi	2.8570	7200.0	77	34439	No
2	GOM_NL__2PRFIN20081001_000224_000000422072_00317_34439_0176.N1	01-OCT-2008 00:02:24	Dark	41.500	9	Alp Eri	0.45300	24000.	83	34439	No
3	GOM_NL__2PRFIN20081001_000745_000000422072_00317_34439_0177.N1	01-OCT-2008 00:07:45	Straylight	42.000	84	Alp Phe	2.3970	4500.0	84	34439	No
4	GOM_NL__2PRFIN20081001_001441_000000472072_00317_34439_0178.N1	01-OCT-2008 00:14:41	Straylight	47.000	52	16Bet Cet	2.0370	4500.0	94	34439	No
5	GOM_NL__2PRFIN20081001_002451_000000362072_00317_34439_0179.N1	01-OCT-2008 00:24:51	Bright	36.000	90	54Alp Peg	2.4870	11000.	72	34439	No
6	GOM_NL__2PRFIN20081001_002829_000000382072_00317_34439_0180.N1	01-OCT-2008 00:28:29	Bright	37.500	93	53Bet Peg	2.5200	3100.0	75	34439	No
7	GOM_NL__2PRFIN20081001_003753_000000382072_00317_34439_0181.N1	01-OCT-2008 00:37:53	Bright	38.000	74	11Bet Cas	2.2680	6600.0	76	34439	No
8	GOM_NL__2PRFIN20081001_003913_000000402072_00317_34439_0182.N1	01-OCT-2008 00:39:13	Bright	39.500	76	27Gam Cas	2.3000	30000.	79	34439	No
9	GOM_NL__2PRFIN20081001_004551_000000342072_00317_34439_0183.N1	01-OCT-2008 00:45:51	Bright	33.500	49	1Alp UMi	1.9900	6300.0	67	34439	No
10	GOM_NL__2PRFIN20081001_005349_000000522072_00317_34439_0184.N1	01-OCT-2008 00:53:49	Bright	52.000	36	50Alp UMa	1.8000	6300.0	104	34439	No
11	GOM_NL__2PRFIN20081001_005519_000000342072_00317_34439_0185.N1	01-OCT-2008 00:55:19	Bright	33.500	82	48Bet UMa	2.3650	10600.	67	34439	No
12	GOM_NL__2PRFIN20081001_010511_000000362072_00317_34439_0186.N1	01-OCT-2008 01:05:11	Bright	35.500	166	17Eps Leo	2.9800	6000.0	71	34439	No
13	GOM_NL__2PRFIN20081001_011446_000000432072_00317_34439_0187.N1	01-OCT-2008 01:14:46	Twilight	43.000	48	30Alp Hya	1.9770	4100.0	86	34439	No
14	GOM_NL__2PRFIN20081001_012426_000000432072_00317_34439_0188.N1	01-OCT-2008 01:24:26	Dark	43.000	65	Lam Vel	2.2040	4400.0	86	34439	No
15	GOM_NL__2PRFIN20081001_012702_000000412072_00317_34439_0189.N1	01-OCT-2008 01:27:02	Dark	40.500	34	Gam2Vel	1.7930	23000.	81	34439	No
16	GOM_NL__2PRFIN20081001_013049_000000422072_00318_34440_0186.N1	01-OCT-2008 01:30:49	Dark	42.000	161	Tau Pup	2.9310	4500.0	84	34440	No
17	GOM_NL__2PRFIN20081001_013213_000000582072_00318_34440_0187.N1	01-OCT-2008 01:32:13	Dark	58.000	2	Alp Car	-0.73600	7000.0	116	34440	No
18	GOM_NL__2PRFIN20081001_014133_000000392072_00318_34440_0188.N1	01-OCT-2008 01:41:33	Dark	38.500	143	Alp Hyi	2.8570	7200.0	77	34440	No
19	GOM_NL__2PRFIN20081001_014300_000000442072_00318_34440_0189.N1	01-OCT-2008 01:43:00	Dark	44.000	9	Alp Eri	0.45300	24000.	88	34440	No
20	GOM_NL__2PRFIN20081001_014821_000000412072_00318_34440_0190.N1	01-OCT-2008 01:48:21	Straylight	41.000	84	Alp Phe	2.3970	4500.0	82	34440	No
21	GOM_NL__2PRFIN20081001_015517_000000482072_00318_34440_0191.N1	01-OCT-2008 01:55:17	Straylight	48.000	52	16Bet Cet	2.0370	4500.0	96	34440	No
22	GOM_NL__2PRFIN20081001_020527_000000352072_00318_34440_0192.N1	01-OCT-2008 02:05:27	Bright	35.000	90	54Alp Peg	2.4870	11000.	70	34440	No
23	GOM_NL__2PRFIN20081001_020905_000000382072_00318_34440_0193.N1	01-OCT-2008 02:09:05	Bright	38.000	93	53Bet Peg	2.5200	3100.0	76	34440	No
24	GOM_NL__2PRFIN20081001_021829_000000382072_00318_34440_0194.N1	01-OCT-2008 02:18:29	Bright	38.000	74	11Bet Cas	2.2680	6600.0	76	34440	No
25	GOM_NL__2PRFIN20081001_021949_000000372072_00318_34440_0195.N1	01-OCT-2008 02:19:49	Bright	36.500	76	27Gam Cas	2.3000	30000.	73	34440	No
26	GOM_NL__2PRFIN20081001_022627_000000352072_00318_34440_0196.N1	01-OCT-2008 02:26:27	Bright	35.000	49	1Alp UMi	1.9900	6300.0	70	34440	No
27	GOM_NL__2PRFIN20081001_023425_000000352072_00318_34440_0197.N1	01-OCT-2008 02:34:25	Bright	35.000	36	50Alp UMa	1.8000	6300.0	70	34440	No
28	GOM_NL__2PRFIN20081001_023555_000000522072_00318_34440_0198.N1	01-OCT-2008 02:35:55	Bright	52.000	82	48Bet UMa	2.3650	10600.	104	34440	No
29	GOM_NL__2PRFIN20081001_024547_000000362072_00318_34440_0199.N1	01-OCT-2008 02:45:47	Bright	35.500	166	17Eps Leo	2.9800	6000.0	71	34440	No
30	GOM_NL__2PRFIN20081001_025522_000000512072_00318_34440_0200.N1	01-OCT-2008 02:55:22	Twilight	51.000	48	30Alp Hya	1.9770	4100.0	102	34440	No
31	GOM_NL__2PRFIN20081001_030230_000000482072_00318_34440_0201.N1	01-OCT-2008 03:02:30	Dark	47.500	132	15Rho Pup	2.8030	6900.0	95	34440	No
32	GOM_NL__2PRFIN20081001_030503_000000422072_00318_34440_0202.N1	01-OCT-2008 03:05:03	Dark	42.000	65	Lam Vel	2.2040	4400.0	84	34440	No
33	GOM_NL__2PRFIN20081001_030739_000000412072_00318_34440_0203.N1	01-OCT-2008 03:07:39	Dark	41.000	34	Gam2Vel	1.7930	23000.	82	34440	No
34	GOM_NL__2PRFIN20081001_031125_000000412072_00319_34441_0201.N1	01-OCT-2008 03:11:25	Dark	41.000	161	Tau Pup	2.9310	4500.0	82	34441	No
35	GOM_NL__2PRFIN20081001_031250_000000452072_00319_34441_0202.N1	01-OCT-2008 03:12:50	Dark	45.000	2	Alp Car	-0.73600	7000.0	90	34441	No
36	GOM_NL__2PRFIN20081001_032209_000000382072_00319_34441_0203.N1	01-OCT-2008 03:22:09	Dark	37.500	143	Alp Hyi	2.8570	7200.0	75	34441	No
37	GOM_NL__2PRFIN20081001_032337_000000432072_00319_34441_0204.N1	01-OCT-2008 03:23:37	Dark	42.500	9	Alp Eri	0.45300	24000.	85	34441	No
38	GOM_NL__2PRFIN20081001_032858_000000432072_00319_34441_0205.N1	01-OCT-2008 03:28:58	Straylight	42.500	84	Alp Phe	2.3970	4500.0	85	34441	No
39	GOM_NL__2PRFIN20081001_033553_000000492072_00319_34441_0206.N1	01-OCT-2008 03:35:53	Straylight	49.000	52	16Bet Cet	2.0370	4500.0	98	34441	No
40	GOM_NL__2PRFIN20081001_034603_000000372072_00319_34441_0207.N1	01-OCT-2008 03:46:03	Bright	36.500	90	54Alp Peg	2.4870	11000.	73	34441	No
41	GOM_NL__2PRFIN20081001_034941_000000382072_00319_34441_0208.N1	01-OCT-2008 03:49:41	Bright	37.500	93	53Bet Peg	2.5200	3100.0	75	34441	No
42	GOM_NL__2PRFIN20081001_035904_000000382072_00319_34441_0209.N1	01-OCT-2008 03:59:04	Bright	37.500	74	11Bet Cas	2.2680	6600.0	75	34441	No

220	GOM_NL__2PRFIN20081001_195857_000000562072_00329_34451_0433.N1	01-OCT-2008 19:58:57	Dark	55.500	2	Alp Car	-0.73600	7000.0	111	34451	No
221	GOM_NL__2PRFIN20081001_200812_000000382072_00329_34451_0434.N1	01-OCT-2008 20:08:12	Dark	37.500	143	Alp Hyi	2.8570	7200.0	75	34451	No
222	GOM_NL__2PRFIN20081001_200940_000000432072_00329_34451_0435.N1	01-OCT-2008 20:09:40	Dark	42.500	9	Alp Eri	0.45300	24000.	85	34451	No
223	GOM_NL__2PRFIN20081001_201500_000000402072_00329_34451_0436.N1	01-OCT-2008 20:15:00	Straylight	40.000	84	Alp Phe	2.3970	4500.0	80	34451	No
224	GOM_NL__2PRFIN20081001_202154_000000492072_00329_34451_0437.N1	01-OCT-2008 20:21:54	Straylight	48.500	52	16Bet Cet	2.0370	4500.0	97	34451	No
225	GOM_NL__2PRFIN20081001_203203_000000372072_00329_34451_0438.N1	01-OCT-2008 20:32:03	Bright	37.000	90	54Alp Peg	2.4870	11000.	74	34451	No
226	GOM_NL__2PRFIN20081001_203540_000000522072_00329_34451_0439.N1	01-OCT-2008 20:35:40	Bright	52.000	93	53Bet Peg	2.5200	3100.0	104	34451	No
227	GOM_NL__2PRFIN20081001_204502_000000382072_00329_34451_0440.N1	01-OCT-2008 20:45:02	Bright	38.000	74	11Bet Cas	2.2680	6600.0	76	34451	No
228	GOM_NL__2PRFIN20081001_204620_000000402072_00329_34451_0441.N1	01-OCT-2008 20:46:20	Bright	40.000	76	27Gam Cas	2.3000	30000.	80	34451	No
229	GOM_NL__2PRFIN20081001_205302_000000362072_00329_34451_0442.N1	01-OCT-2008 20:53:02	Bright	35.500	49	1Alp UMi	1.9900	6300.0	71	34451	No
230	GOM_NL__2PRFIN20081001_210101_000000372072_00329_34451_0443.N1	01-OCT-2008 21:01:01	Bright	36.500	36	50Alp UMa	1.8000	6300.0	73	34451	No
231	GOM_NL__2PRFIN20081001_210232_000000522072_00329_34451_0444.N1	01-OCT-2008 21:02:32	Bright	52.000	82	48Bet UMa	2.3650	10600.	104	34451	No
232	GOM_NL__2PRFIN20081001_211225_000000362072_00329_34451_0445.N1	01-OCT-2008 21:12:25	Bright	35.500	166	17Eps Leo	2.9800	6000.0	71	34451	No
233	GOM_NL__2PRFIN20081001_212202_000000492072_00329_34451_0446.N1	01-OCT-2008 21:22:02	Twilight	48.500	48	30Alp Hya	1.9770	4100.0	97	34451	No
234	GOM_NL__2PRFIN20081001_212914_000000462072_00329_34451_0447.N1	01-OCT-2008 21:29:14	Dark	45.500	132	15Rho Pup	2.8030	6900.0	91	34451	No
235	GOM_NL__2PRFIN20081001_213142_000000402072_00329_34451_0448.N1	01-OCT-2008 21:31:42	Dark	40.000	65	Lam Vel	2.2040	4400.0	80	34451	No
236	GOM_NL__2PRFIN20081001_213301_000000412072_00329_34451_0449.N1	01-OCT-2008 21:33:01	Dark	40.500	70	Zet Pup	2.2460	39000.	81	34451	No
237	GOM_NL__2PRFIN20081001_213421_000000402072_00329_34451_0450.N1	01-OCT-2008 21:34:21	Dark	39.500	34	Gam2Vel	1.7930	23000.	79	34451	No
238	GOM_NL__2PRFIN20081001_213809_000000442072_00330_34452_0456.N1	01-OCT-2008 21:38:09	Dark	43.500	161	Tau Pup	2.9310	4500.0	87	34452	No
239	GOM_NL__2PRFIN20081001_213933_000000462072_00330_34452_0457.N1	01-OCT-2008 21:39:33	Dark	46.000	2	Alp Car	-0.73600	7000.0	92	34452	No
240	GOM_NL__2PRFIN20081001_214848_000000402072_00330_34452_0458.N1	01-OCT-2008 21:48:48	Dark	39.500	143	Alp Hyi	2.8570	7200.0	79	34452	No
241	GOM_NL__2PRFIN20081001_215016_000000462072_00330_34452_0459.N1	01-OCT-2008 21:50:16	Dark	46.000	9	Alp Eri	0.45300	24000.	92	34452	No
242	GOM_NL__2PRFIN20081001_215536_000000412072_00330_34452_0460.N1	01-OCT-2008 21:55:36	Straylight	41.000	84	Alp Phe	2.3970	4500.0	82	34452	No
243	GOM_NL__2PRFIN20081001_220230_000000492072_00330_34452_0461.N1	01-OCT-2008 22:02:30	Straylight	48.500	52	16Bet Cet	2.0370	4500.0	97	34452	No
244	GOM_NL__2PRFIN20081001_221239_000000372072_00330_34452_0462.N1	01-OCT-2008 22:12:39	Bright	36.500	90	54Alp Peg	2.4870	11000.	73	34452	No
245	GOM_NL__2PRFIN20081001_221616_000000382072_00330_34452_0463.N1	01-OCT-2008 22:16:16	Bright	37.500	93	53Bet Peg	2.5200	3100.0	75	34452	No
246	GOM_NL__2PRFIN20081001_222537_000000392072_00330_34452_0464.N1	01-OCT-2008 22:25:37	Bright	38.500	74	11Bet Cas	2.2680	6600.0	77	34452	No
247	GOM_NL__2PRFIN20081001_222655_000000402072_00330_34452_0465.N1	01-OCT-2008 22:26:55	Bright	40.000	76	27Gam Cas	2.3000	30000.	80	34452	No
248	GOM_NL__2PRFIN20081001_223338_000000372072_00330_34452_0466.N1	01-OCT-2008 22:33:38	Bright	36.500	49	1Alp UMi	1.9900	6300.0	73	34452	No
249	GOM_NL__2PRFIN20081001_224137_000000362072_00330_34452_0467.N1	01-OCT-2008 22:41:37	Bright	36.000	36	50Alp UMa	1.8000	6300.0	72	34452	No
250	GOM_NL__2PRFIN20081001_224308_000000362072_00330_34452_0468.N1	01-OCT-2008 22:43:08	Bright	35.500	82	48Bet UMa	2.3650	10600.	71	34452	No
251	GOM_NL__2PRFIN20081001_225301_000000362072_00330_34452_0469.N1	01-OCT-2008 22:53:01	Bright	35.500	166	17Eps Leo	2.9800	6000.0	71	34452	No
252	GOM_NL__2PRFIN20081001_230238_000000472072_00330_34452_0470.N1	01-OCT-2008 23:02:38	Twilight	47.000	48	30Alp Hya	1.9770	4100.0	94	34452	No
253	GOM_NL__2PRFIN20081001_230951_000000432072_00330_34452_0471.N1	01-OCT-2008 23:09:51	Dark	43.000	132	15Rho Pup	2.8030	6900.0	86	34452	No
254	GOM_NL__2PRFIN20081001_231219_000000432072_00330_34452_0472.N1	01-OCT-2008 23:12:19	Dark	43.000	65	Lam Vel	2.2040	4400.0	86	34452	No
255	GOM_NL__2PRFIN20081001_231337_000000412072_00330_34452_0473.N1	01-OCT-2008 23:13:37	Dark	40.500	70	Zet Pup	2.2460	39000.	81	34452	No
256	GOM_NL__2PRFIN20081001_231457_000000432072_00330_34452_0474.N1	01-OCT-2008 23:14:57	Dark	42.500	34	Gam2Vel	1.7930	23000.	85	34452	No
257	GOM_NL__2PRFIN20081001_231846_000000422072_00331_34453_0475.N1	01-OCT-2008 23:18:46	Dark	41.500	161	Tau Pup	2.9310	4500.0	83	34453	No
258	GOM_NL__2PRFIN20081001_232010_000000572072_00331_34453_0476.N1	01-OCT-2008 23:20:10	Dark	56.500	2	Alp Car	-0.73600	7000.0	113	34453	No
259	GOM_NL__2PRFIN20081001_232925_000000392072_00331_34453_0477.N1	01-OCT-2008 23:29:25	Dark	38.500	143	Alp Hyi	2.8570	7200.0	77	34453	No
260	GOM_NL__2PRFIN20081001_233052_000000452072_00331_34453_0478.N1	01-OCT-2008 23:30:52	Dark	44.500	9	Alp Eri	0.45300	24000.	89	34453	No
261	GOM_NL__2PRFIN20081001_233612_000000422072_00331_34453_0479.N1	01-OCT-2008 23:36:12	Straylight	41.500	84	Alp Phe	2.3970	4500.0	83	34453	No
262	GOM_NL__2PRFIN20081001_234306_000000482072_00331_34453_0480.N1	01-OCT-2008 23:43:06	Straylight	48.000	52	16Bet Cet	2.0370	4500.0	96	34453	No
263	GOM_NL__2PRFIN20081001_235315_000000372072_00331_34453_0481.N1	01-OCT-2008 23:53:15	Bright	36.500	90	54Alp Peg	2.4870	11000.	73	34453	No
264	GOM_NL__2PRFIN20081001_235652_000000362072_00331_34453_0482.N1	01-OCT-2008 23:56:52	Bright	36.000	93	53Bet Peg	2.5200	3100.0	72	34453	No

3. Quality information per product

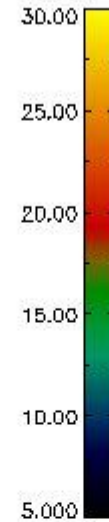
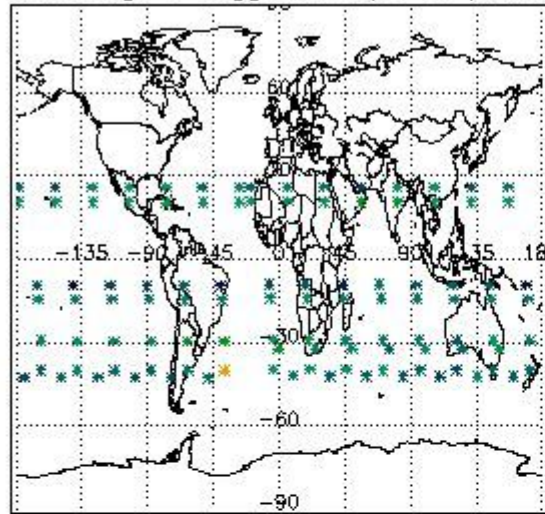
In this section it is plotted some information contained in the Quality Summary data set of the level 2 products. Only products in dark limb conditions and without errors (error flag in the MPH set to "0") are used.

3.1 Plot quality information per product (time dependant)

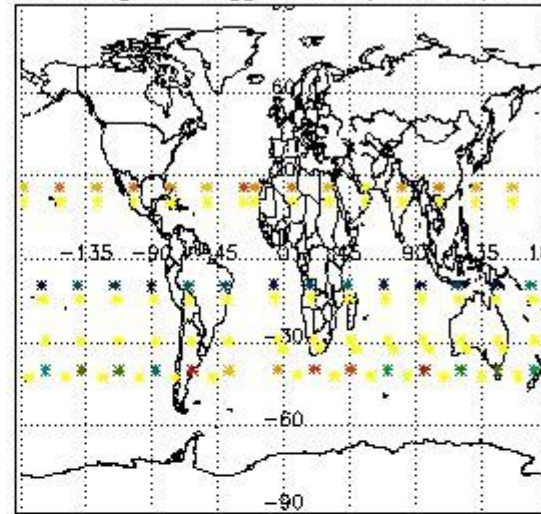


3.2 Plot quality information per product (world map)

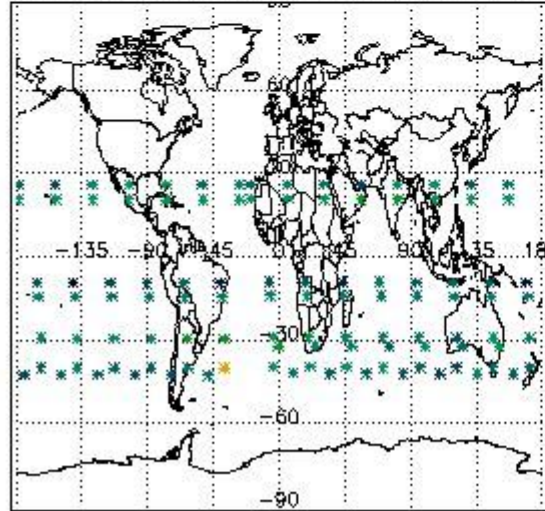
Percentage of flagged data per O3 profile



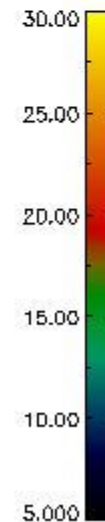
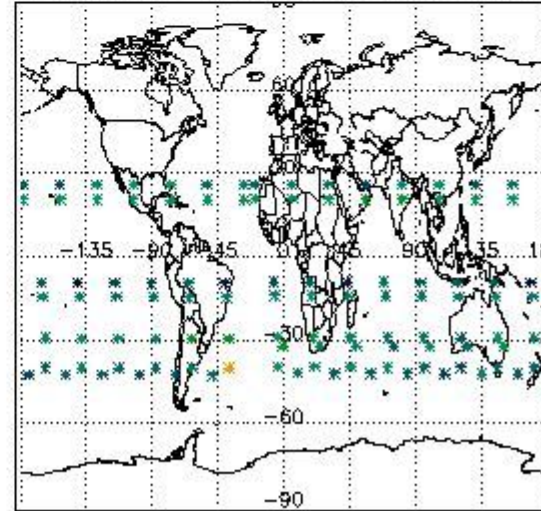
Percentage of flagged data per H2O profile



Percentage of flagged data per NO2 profile



Percentage of flagged data per NO3 profile

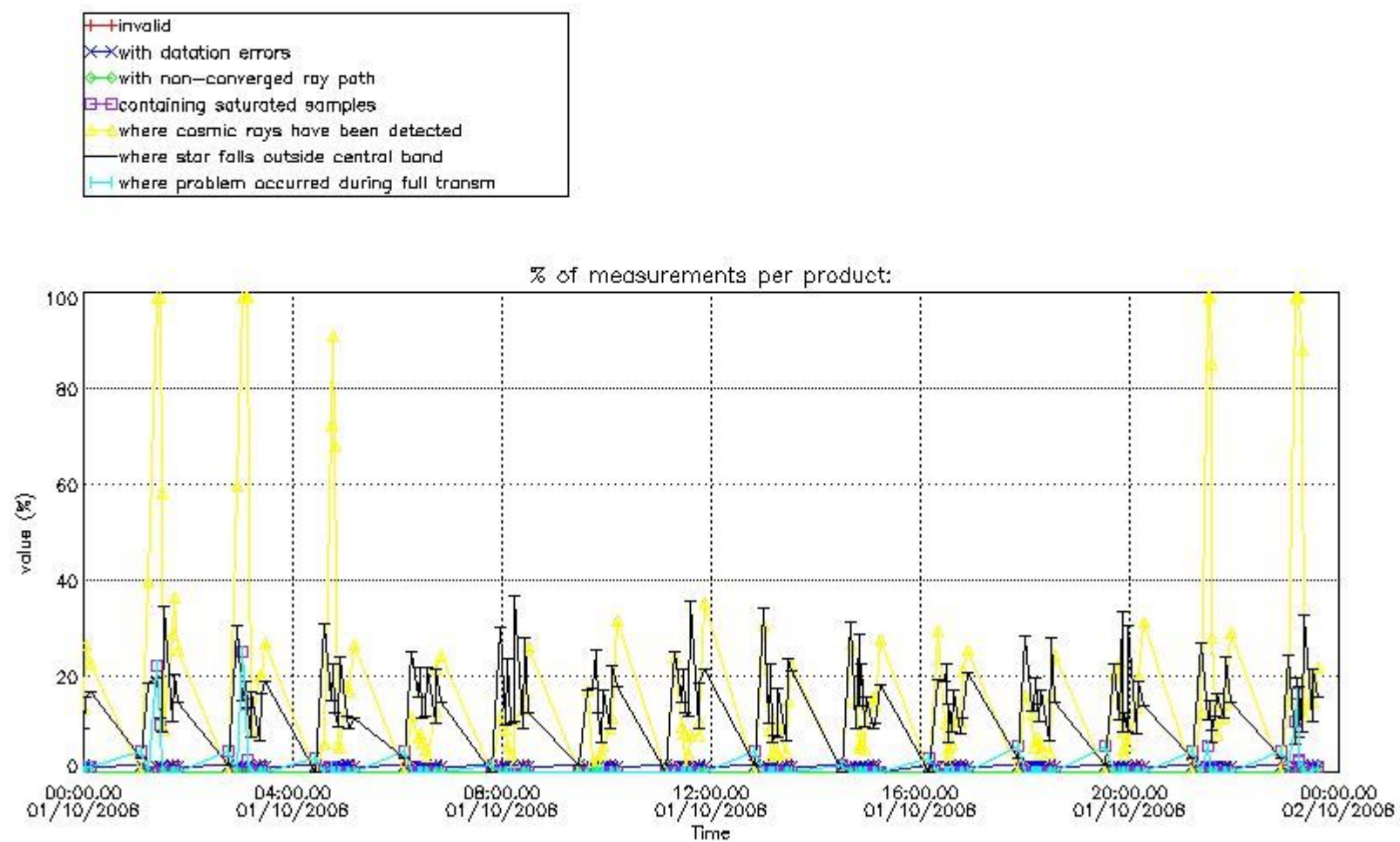


4. Level 1 quality information per product

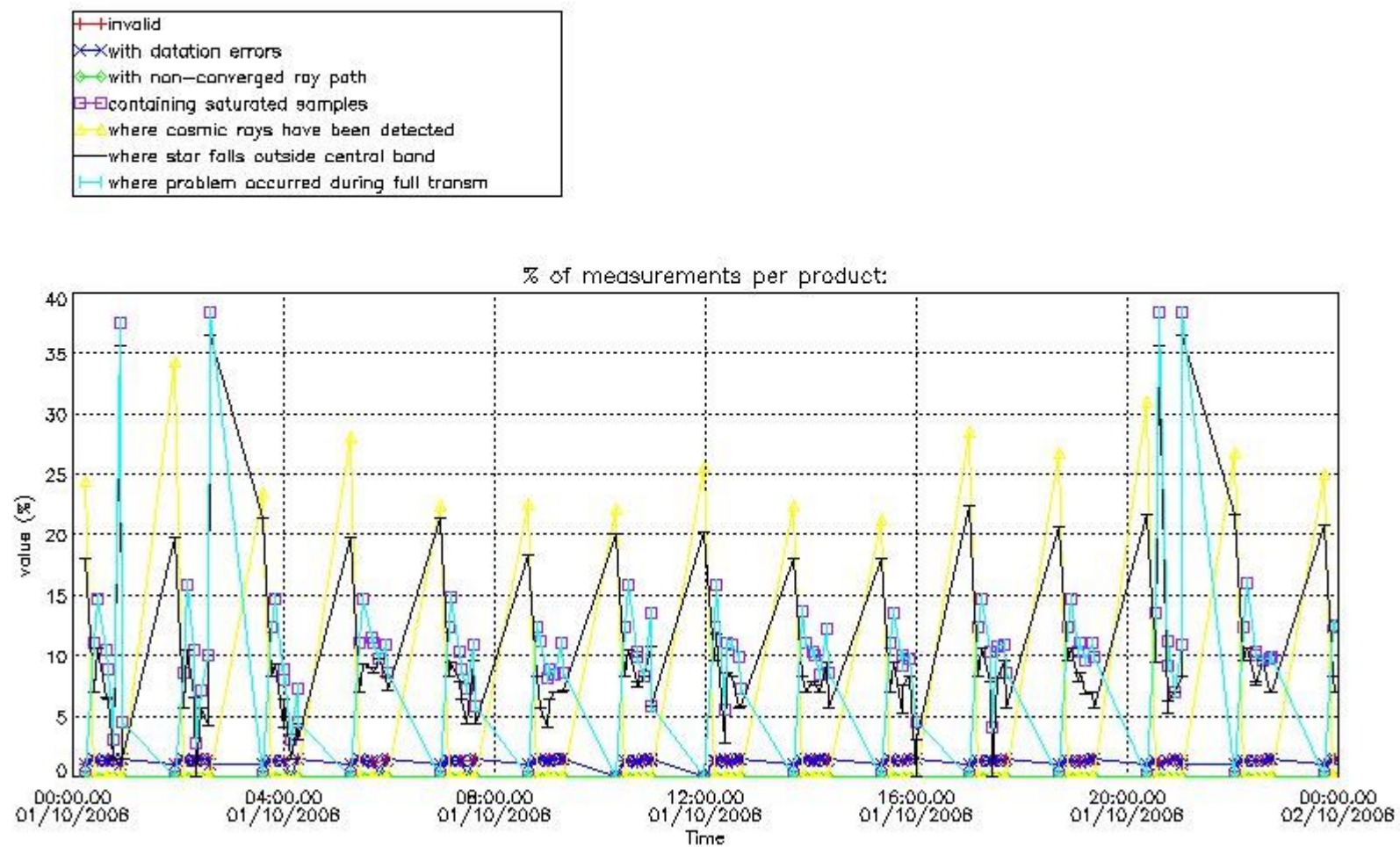
In this section it is plotted some information contained in the Quality Summary data set of the level 2 products that comes from the level 1b processing. Products without errors (error flag in the MPH set to "0") are used.

4.1 Plot quality information per product (time dependant) coming from level 1b processing

4.1.1 Plot level 1 quality information per product (time dependant): ENVISAT ASCENDING passes

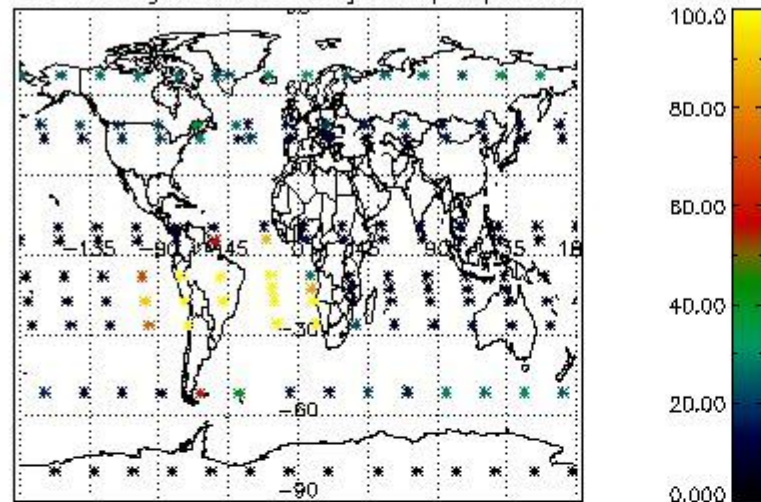


4.1.2 Plot level 1 quality information per product (time dependant): ENVI SAT DESCENDING passes

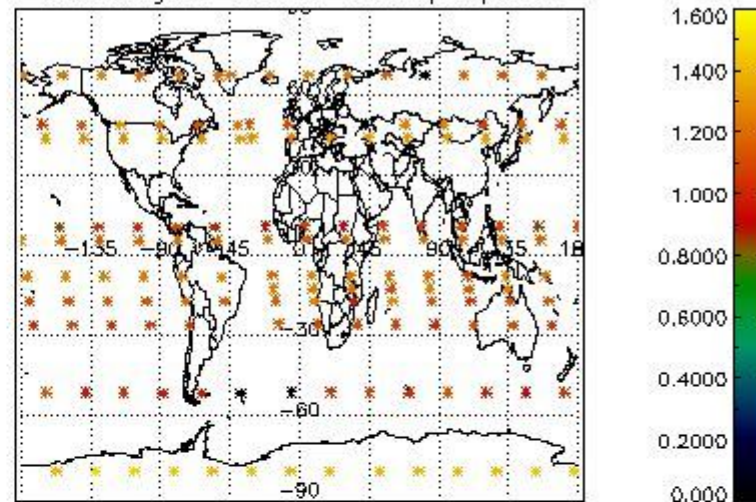


4.2 Plot quality information per product coming from level 1b processing (world map)
 4.2.1 Plot level 1 quality information per product (world map): ENVISAT ASCENDING passes

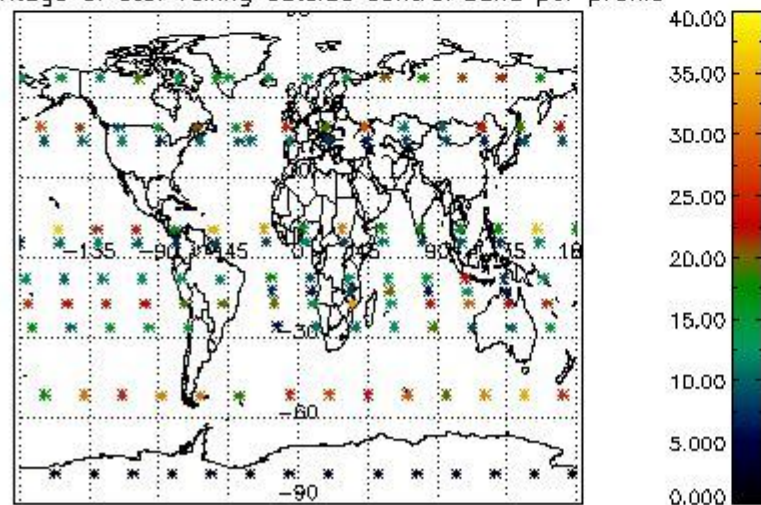
Percentage of cosmic ray hits per profile



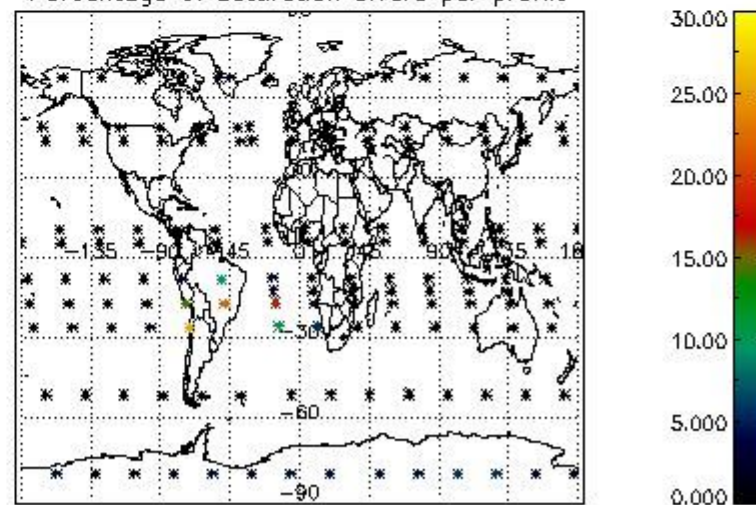
Percentage of datation errors per profile



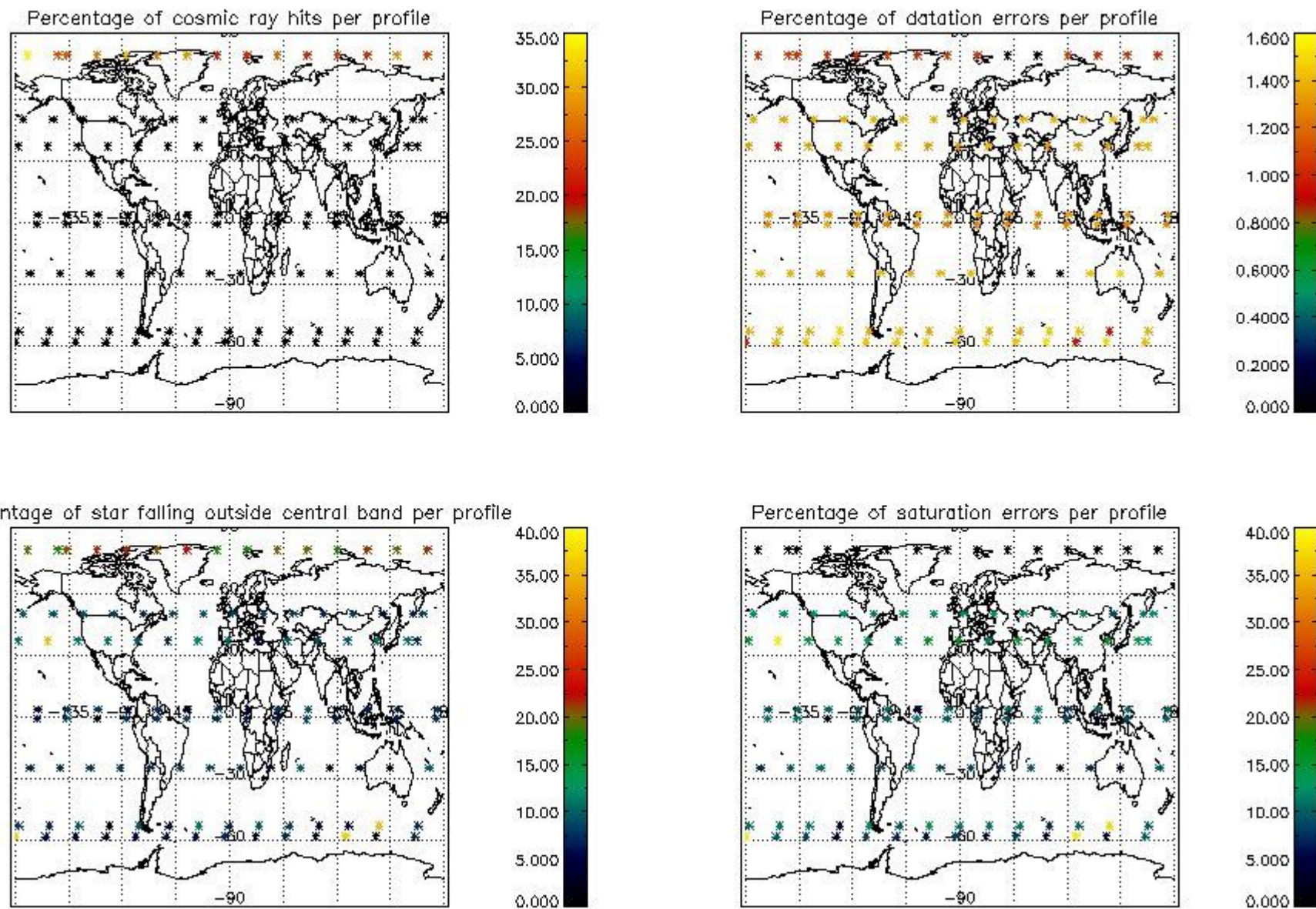
Percentage of star falling outside central band per profile



Percentage of saturation errors per profile



4.2.2 Plot level 1 quality information per product (world map): ENVISAT DESCENDING passes



5. Trace gas profiles

5.1 Ozone statistics based on quality of products

The final quality of the products can be "measured" using the STD (Standard Deviation) attached to every point profile. This information is written to the parameter GOM_NL__2P/NL_LOCAL_SPECIES_DENSITY/o3_std of the level 2 products. The table below shows the statistics for given STD ranges.

The statistics are given with respect to the overall valid production:

- Products without fatal errors: GOM_NL__2P/MPH/PRODUCT_ERR=0
- Valid point profile: GOM_NL__2P/NL_LOCAL_SPECIES_DENSITY/pcd(0)=0

The 'Criteria' is applied to valid points of dark limb products:

- Products in dark limb illumination condition: GOM_NL__2P/NL_SUMMARY_QUALITY/obs_ill_cond=0
- Products without fatal errors: GOM_NL__2P/MPH/PRODUCT_ERR=0
- Valid point profile: GOM_NL__2P/NL_LOCAL_SPECIES_DENSITY/pcd(0)=0

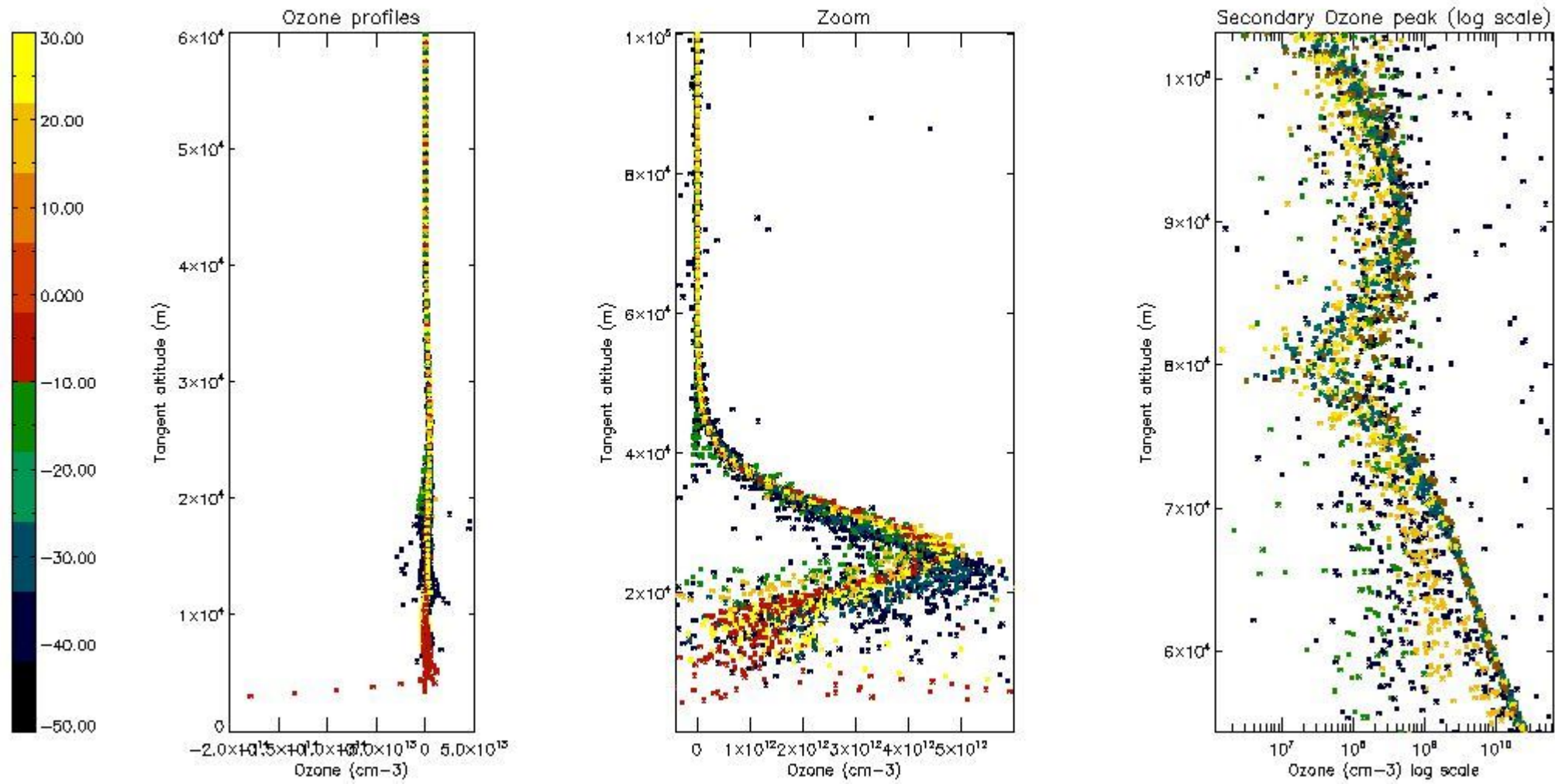
So, the table below shows the percentage of dark limb and valid observations for each criteria with respect to the overall valid daily observations.

Criteria	% of total production
All STD	43
STD < 20	22

STD < 10	16
STD < 5	11

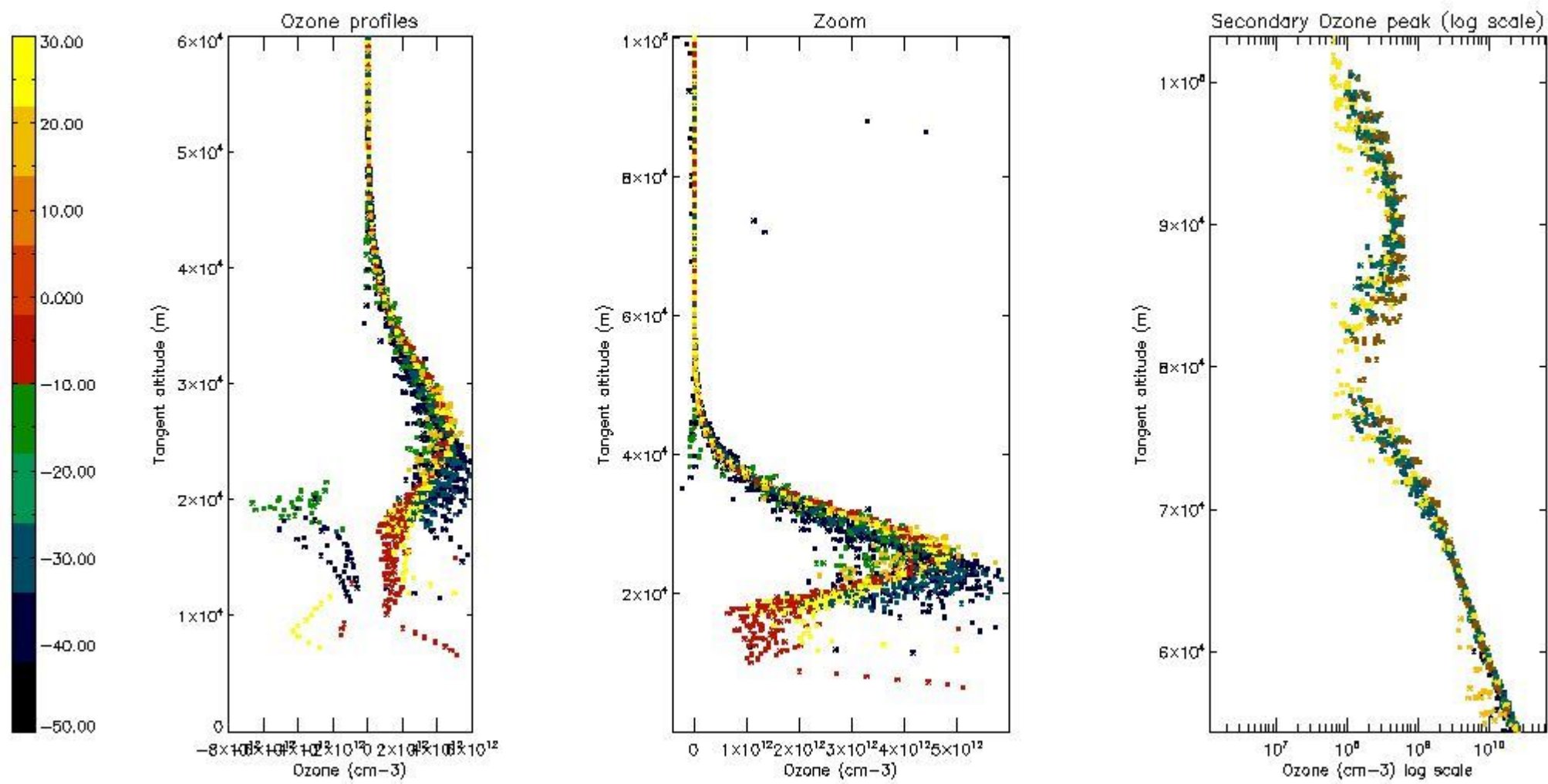
5.2 Plot ozone profiles for all STD (dark without errors)

The colorbar represents the latitude.



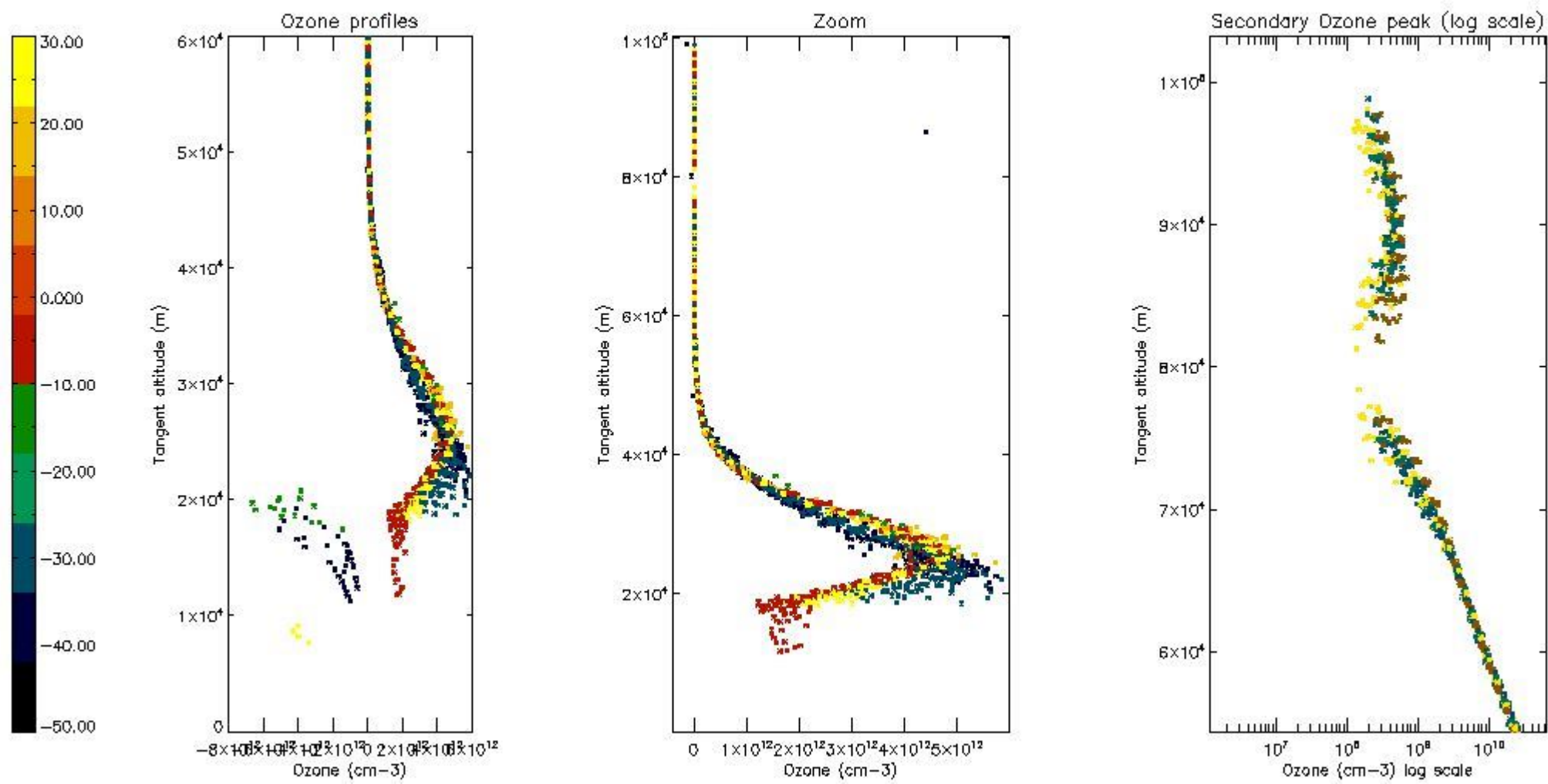
5.3 Plot ozone profiles where STD < 20% (dark without errors)

The colorbar represents the latitude.



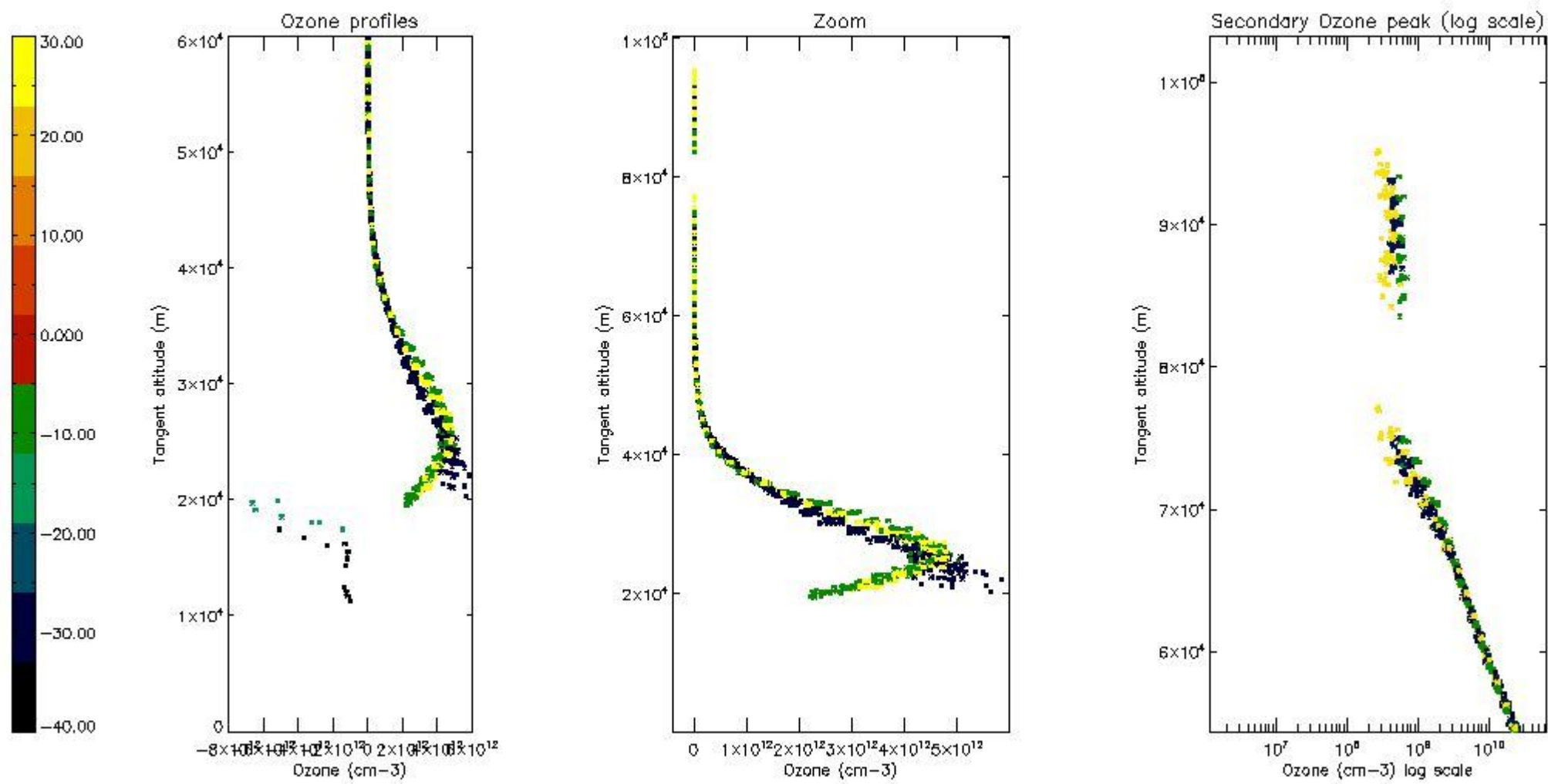
5.4 Plot ozone profiles where STD < 10% (dark without errors)

The colorbar represents the latitude.



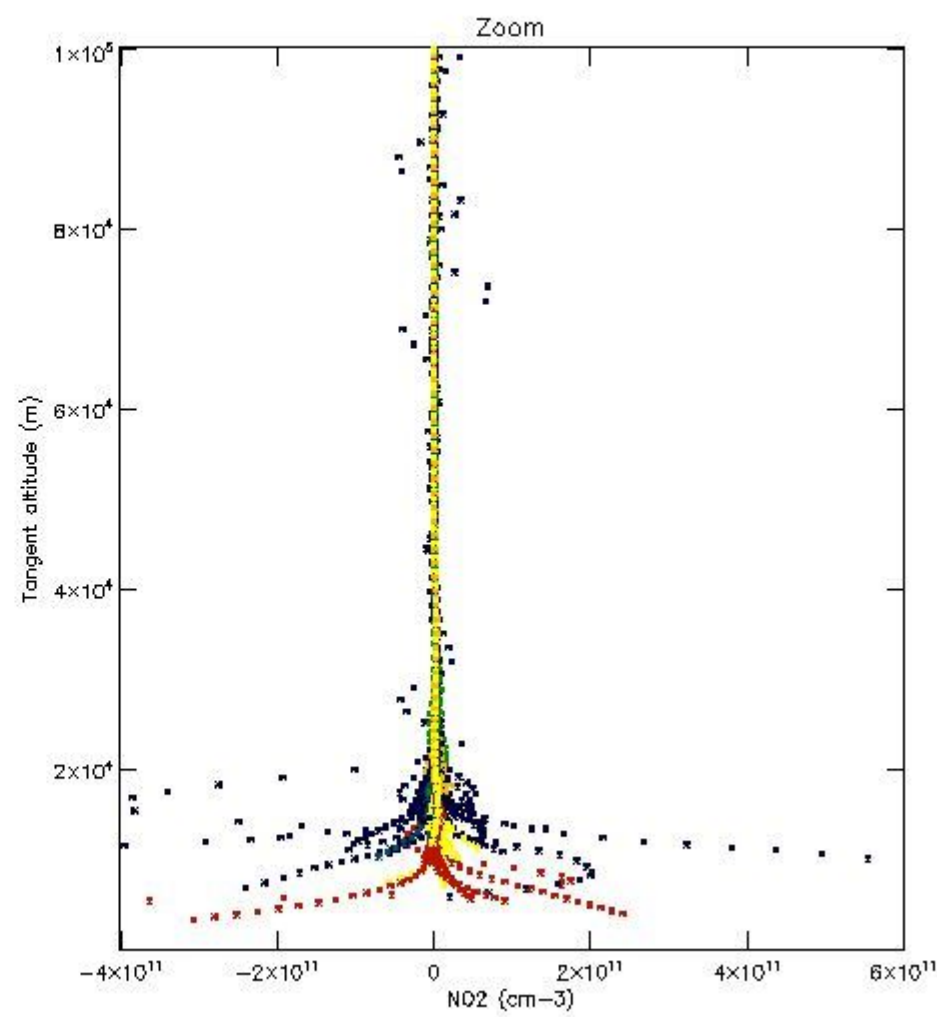
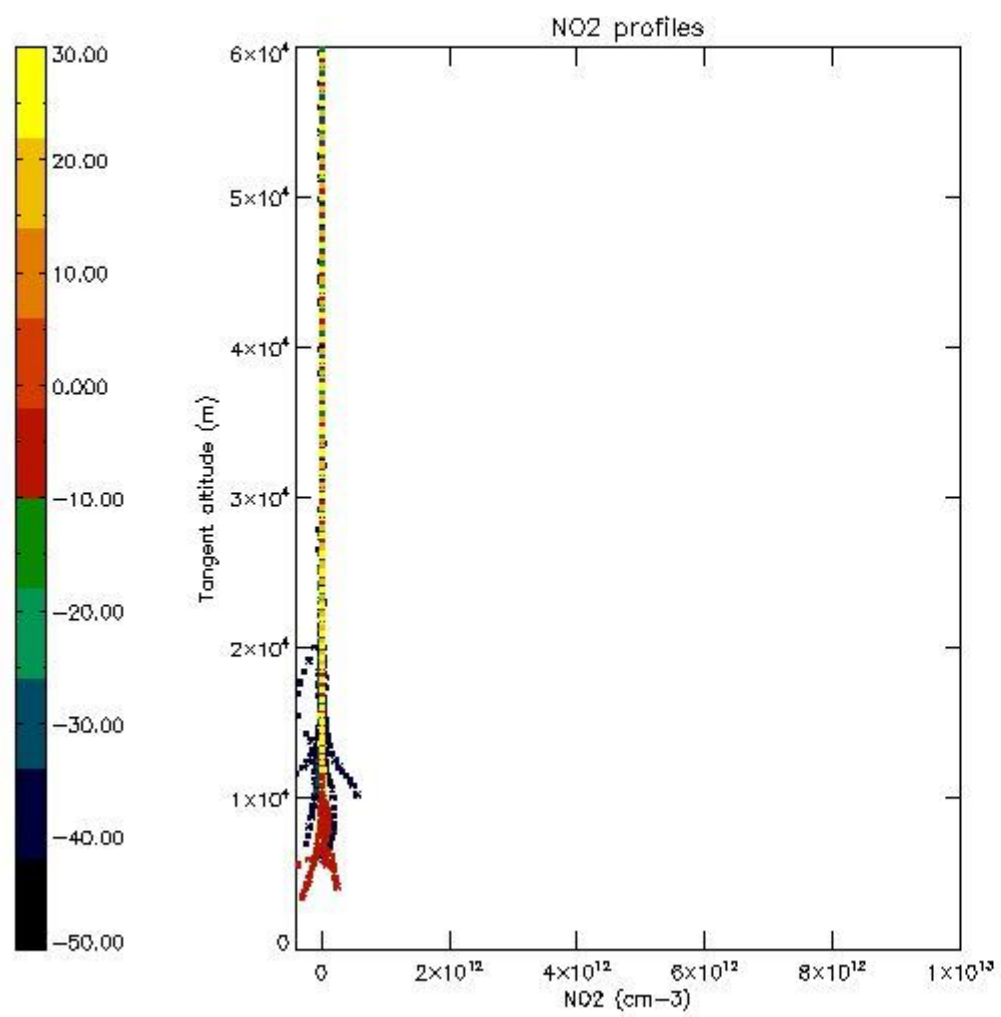
5.5 Plot ozone profiles where STD < 5% (dark without errors)

The colorbar represents the latitude.



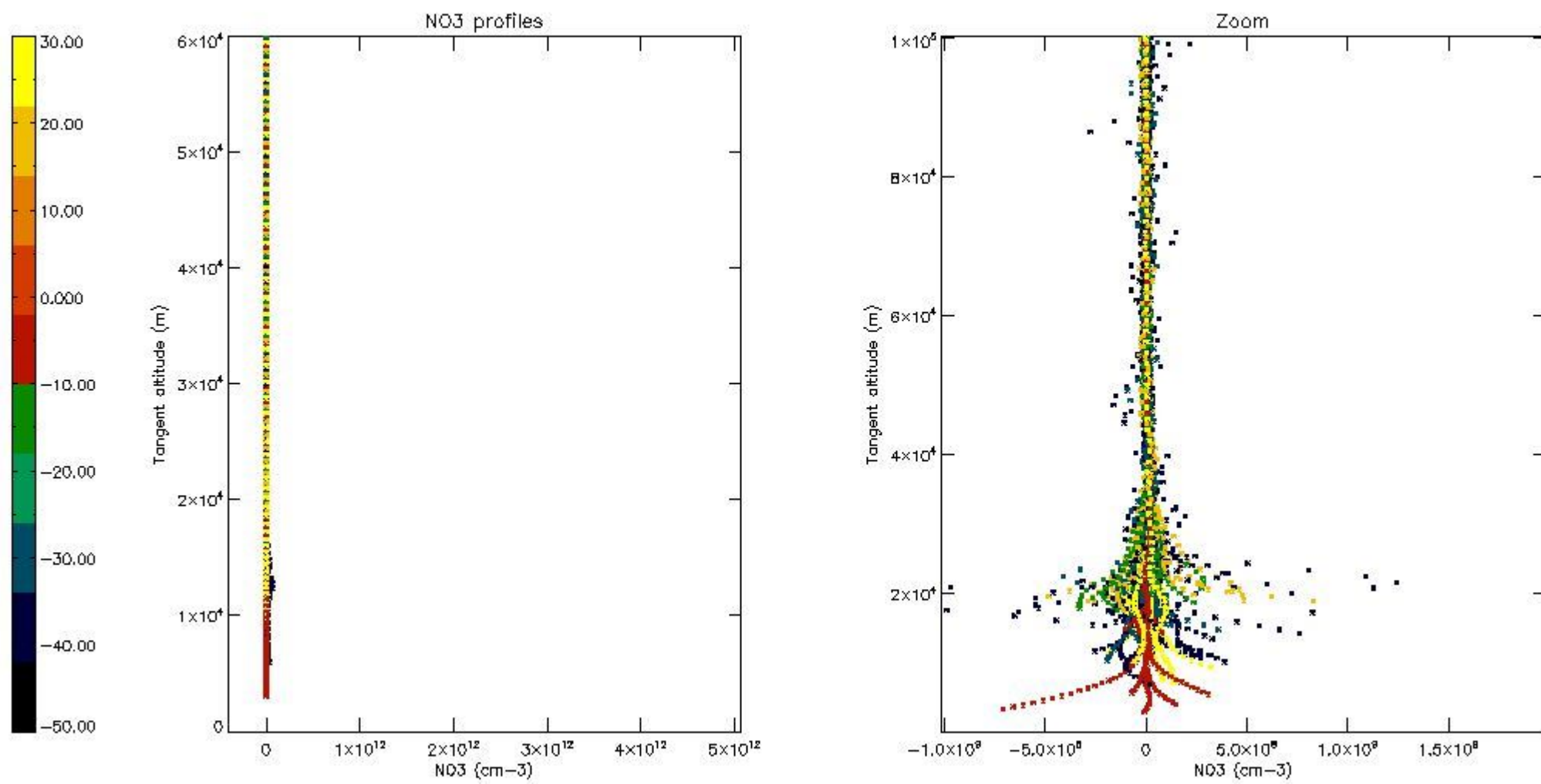
5.6 Plot NO₂ profiles for all STD (dark without errors)

The colorbar represents the latitude.



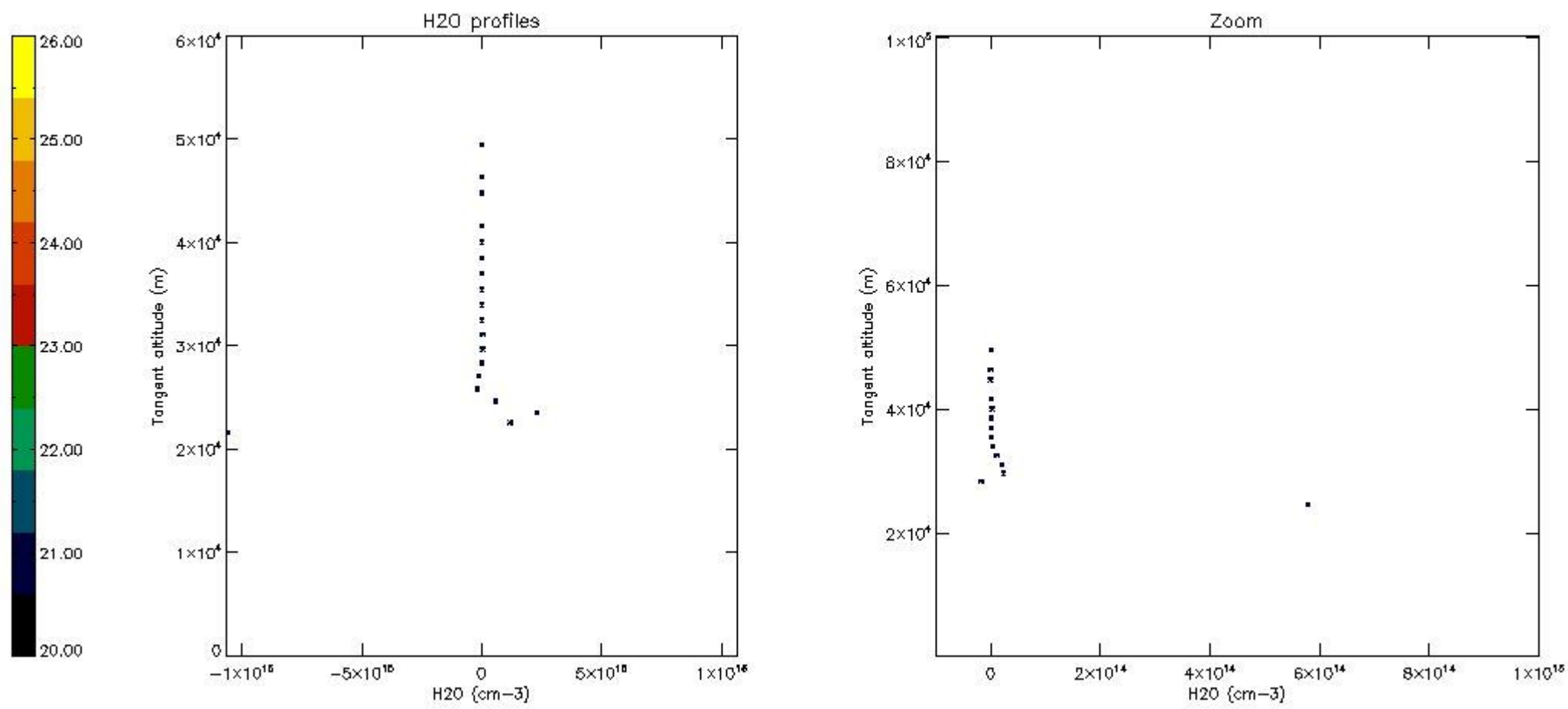
5.7 Plot NO3 profiles for all STD (dark without errors)

The colorbar represents the latitude.



5.8 Plot H2O profiles for all STD (only for occultations of stars 1,2,3,4,13,14,16,26,63 dark without errors)

The colorbar represents the latitude.



6. Auxiliary Data Files used for the production reported in section 2

The number reported in the third column indicates since which file (see list in section 2) the corresponding auxiliary file has been used. The fourth column is the date of those product files.

Type	Auxiliary Filename	Used since product	Used since product date
INST_PHYS_CHARACTERISTICS	GOM_INS_AXVIEC20091111_143220_20030716_120000_20500101_000000	1	01-OCT-2008 00:00:56
LEVEL-2_PROC_CONFIG	GOM_PR2_AXVIEC20091111_152718_20020301_000000_20500101_000000	1	01-OCT-2008 00:00:56
CROSS_SECTIONS_FILE	GOM_CRS_AXVIEC20091111_154832_20020301_000000_20500101_000000	1	01-OCT-2008 00:00:56

GOMOS Level 2 Daily Report

SUMMARY

[1. General Info](#)

[2. Summary of processed GOM_NL_2P products](#)

[3. Level 2 Quality information per product](#)

[3.1 Plot of level 2 quality information per product \(time dependant\)](#)

[3.2 Plot of level 2 quality information per product \(world map\)](#)

[4. Level 1 Quality information per product \(stored on level 2 products\)](#)

[4.1 Plot of level 1 quality information per product \(time dependant\)](#)

[4.1.1 Plot of level 1 quality information per product \(time dependant\): ASCENDING](#)

[4.1.2 Plot of level 1 quality information per product \(time dependant\): DESCENDING](#)

[4.2 Plot of level 1 quality information per product \(world map\)](#)

[4.2.1 Plot of level 1 quality information per product \(world map\): ASCENDING](#)

[4.2.2 Plot of level 1 quality information per product \(world map\): DESCENDING](#)

[5. Ozone profiles based on quality statistics and other trace gas profiles](#)

[5.1 Ozone statistics based on quality of products](#)

[5.2 Plot ozone profiles for all STD \(dark without errors\)](#)

[5.3 Plot ozone profiles where STD < 20% \(dark without errors\)](#)

[5.4. Plot ozone profiles where STD < 10% \(dark without errors\)](#)

[5.5. Plot ozone profiles where STD < 5% \(dark without errors\)](#)

[5.6 Plot NO2 profiles for all STD \(dark without errors\)](#)

[5.7 Plot NO3 profiles for all STD \(dark without errors\)](#)

[5.8 Plot H2O profiles \(only for occultations of stars 1,2,3,4,13,14,16,26,63 dark without errors\) for all STD](#)

[6. Auxiliary Data Files used for the production reported in section 2](#)

This report presents the daily analysis on parameters extracted from GOMOS level 2 data (GOM_NL__2P). It is intended to monitor some important parameters that will impact the quality of these products. A list of level 2 products (and content) that have arrived during the reporting day to the PCF is also given.

Item	Value
Time of report generation	25APR2013 20:28:10
Data source version	GOMOS/6.01
Start time of products	01-10-2008 (01OCT2008 00:00:00)
Stop time of products	02-10-2008 (02OCT2008 00:00:00)
Store outputs in DB	Yes
Nb of level 2 prods	264
Nb of prods with errors	0

2. Summary of processed GOM_NL__2P products.

Nr	Filename	UTC Start time	Limb	Duration	Star Id	Star Name	Star Mag	Star Temp	Nb Meas	Orbit	Prod. error
1	GOM_NL__2PRFIN20081001_000056_000000392072_00317_34439_0175.N1	01-OCT-2008 00:00:56	Dark	38.500	143	Alp Hyi	2.8570	7200.0	77	34439	No
2	GOM_NL__2PRFIN20081001_000224_000000422072_00317_34439_0176.N1	01-OCT-2008 00:02:24	Dark	41.500	9	Alp Eri	0.45300	24000.	83	34439	No
3	GOM_NL__2PRFIN20081001_000745_000000422072_00317_34439_0177.N1	01-OCT-2008 00:07:45	Straylight	42.000	84	Alp Phe	2.3970	4500.0	84	34439	No
4	GOM_NL__2PRFIN20081001_001441_000000472072_00317_34439_0178.N1	01-OCT-2008 00:14:41	Straylight	47.000	52	16Bet Cet	2.0370	4500.0	94	34439	No
5	GOM_NL__2PRFIN20081001_002451_000000362072_00317_34439_0179.N1	01-OCT-2008 00:24:51	Bright	36.000	90	54Alp Peg	2.4870	11000.	72	34439	No
6	GOM_NL__2PRFIN20081001_002829_000000382072_00317_34439_0180.N1	01-OCT-2008 00:28:29	Bright	37.500	93	53Bet Peg	2.5200	3100.0	75	34439	No
7	GOM_NL__2PRFIN20081001_003753_000000382072_00317_34439_0181.N1	01-OCT-2008 00:37:53	Bright	38.000	74	11Bet Cas	2.2680	6600.0	76	34439	No
8	GOM_NL__2PRFIN20081001_003913_000000402072_00317_34439_0182.N1	01-OCT-2008 00:39:13	Bright	39.500	76	27Gam Cas	2.3000	30000.	79	34439	No
9	GOM_NL__2PRFIN20081001_004551_000000342072_00317_34439_0183.N1	01-OCT-2008 00:45:51	Bright	33.500	49	1Alp UMi	1.9900	6300.0	67	34439	No
10	GOM_NL__2PRFIN20081001_005349_000000522072_00317_34439_0184.N1	01-OCT-2008 00:53:49	Bright	52.000	36	50Alp UMa	1.8000	6300.0	104	34439	No
11	GOM_NL__2PRFIN20081001_005519_000000342072_00317_34439_0185.N1	01-OCT-2008 00:55:19	Bright	33.500	82	48Bet UMa	2.3650	10600.	67	34439	No
12	GOM_NL__2PRFIN20081001_010511_000000362072_00317_34439_0186.N1	01-OCT-2008 01:05:11	Bright	35.500	166	17Eps Leo	2.9800	6000.0	71	34439	No
13	GOM_NL__2PRFIN20081001_011446_000000432072_00317_34439_0187.N1	01-OCT-2008 01:14:46	Twilight	43.000	48	30Alp Hya	1.9770	4100.0	86	34439	No
14	GOM_NL__2PRFIN20081001_012426_000000432072_00317_34439_0188.N1	01-OCT-2008 01:24:26	Dark	43.000	65	Lam Vel	2.2040	4400.0	86	34439	No
15	GOM_NL__2PRFIN20081001_012702_000000412072_00317_34439_0189.N1	01-OCT-2008 01:27:02	Dark	40.500	34	Gam2Vel	1.7930	23000.	81	34439	No
16	GOM_NL__2PRFIN20081001_013049_000000422072_00318_34440_0186.N1	01-OCT-2008 01:30:49	Dark	42.000	161	Tau Pup	2.9310	4500.0	84	34440	No
17	GOM_NL__2PRFIN20081001_013213_000000582072_00318_34440_0187.N1	01-OCT-2008 01:32:13	Dark	58.000	2	Alp Car	-0.73600	7000.0	116	34440	No
18	GOM_NL__2PRFIN20081001_014133_000000392072_00318_34440_0188.N1	01-OCT-2008 01:41:33	Dark	38.500	143	Alp Hyi	2.8570	7200.0	77	34440	No
19	GOM_NL__2PRFIN20081001_014300_000000442072_00318_34440_0189.N1	01-OCT-2008 01:43:00	Dark	44.000	9	Alp Eri	0.45300	24000.	88	34440	No
20	GOM_NL__2PRFIN20081001_014821_000000412072_00318_34440_0190.N1	01-OCT-2008 01:48:21	Straylight	41.000	84	Alp Phe	2.3970	4500.0	82	34440	No
21	GOM_NL__2PRFIN20081001_015517_000000482072_00318_34440_0191.N1	01-OCT-2008 01:55:17	Straylight	48.000	52	16Bet Cet	2.0370	4500.0	96	34440	No
22	GOM_NL__2PRFIN20081001_020527_000000352072_00318_34440_0192.N1	01-OCT-2008 02:05:27	Bright	35.000	90	54Alp Peg	2.4870	11000.	70	34440	No
23	GOM_NL__2PRFIN20081001_020905_000000382072_00318_34440_0193.N1	01-OCT-2008 02:09:05	Bright	38.000	93	53Bet Peg	2.5200	3100.0	76	34440	No
24	GOM_NL__2PRFIN20081001_021829_000000382072_00318_34440_0194.N1	01-OCT-2008 02:18:29	Bright	38.000	74	11Bet Cas	2.2680	6600.0	76	34440	No
25	GOM_NL__2PRFIN20081001_021949_000000372072_00318_34440_0195.N1	01-OCT-2008 02:19:49	Bright	36.500	76	27Gam Cas	2.3000	30000.	73	34440	No
26	GOM_NL__2PRFIN20081001_022627_000000352072_00318_34440_0196.N1	01-OCT-2008 02:26:27	Bright	35.000	49	1Alp UMi	1.9900	6300.0	70	34440	No
27	GOM_NL__2PRFIN20081001_023425_000000352072_00318_34440_0197.N1	01-OCT-2008 02:34:25	Bright	35.000	36	50Alp UMa	1.8000	6300.0	70	34440	No
28	GOM_NL__2PRFIN20081001_023555_000000522072_00318_34440_0198.N1	01-OCT-2008 02:35:55	Bright	52.000	82	48Bet UMa	2.3650	10600.	104	34440	No
29	GOM_NL__2PRFIN20081001_024547_000000362072_00318_34440_0199.N1	01-OCT-2008 02:45:47	Bright	35.500	166	17Eps Leo	2.9800	6000.0	71	34440	No
30	GOM_NL__2PRFIN20081001_025522_000000512072_00318_34440_0200.N1	01-OCT-2008 02:55:22	Twilight	51.000	48	30Alp Hya	1.9770	4100.0	102	34440	No
31	GOM_NL__2PRFIN20081001_030230_000000482072_00318_34440_0201.N1	01-OCT-2008 03:02:30	Dark	47.500	132	15Rho Pup	2.8030	6900.0	95	34440	No
32	GOM_NL__2PRFIN20081001_030503_000000422072_00318_34440_0202.N1	01-OCT-2008 03:05:03	Dark	42.000	65	Lam Vel	2.2040	4400.0	84	34440	No
33	GOM_NL__2PRFIN20081001_030739_000000412072_00318_34440_0203.N1	01-OCT-2008 03:07:39	Dark	41.000	34	Gam2Vel	1.7930	23000.	82	34440	No
34	GOM_NL__2PRFIN20081001_031125_000000412072_00319_34441_0201.N1	01-OCT-2008 03:11:25	Dark	41.000	161	Tau Pup	2.9310	4500.0	82	34441	No
35	GOM_NL__2PRFIN20081001_031250_000000452072_00319_34441_0202.N1	01-OCT-2008 03:12:50	Dark	45.000	2	Alp Car	-0.73600	7000.0	90	34441	No
36	GOM_NL__2PRFIN20081001_032209_000000382072_00319_34441_0203.N1	01-OCT-2008 03:22:09	Dark	37.500	143	Alp Hyi	2.8570	7200.0	75	34441	No
37	GOM_NL__2PRFIN20081001_032337_000000432072_00319_34441_0204.N1	01-OCT-2008 03:23:37	Dark	42.500	9	Alp Eri	0.45300	24000.	85	34441	No
38	GOM_NL__2PRFIN20081001_032858_000000432072_00319_34441_0205.N1	01-OCT-2008 03:28:58	Straylight	42.500	84	Alp Phe	2.3970	4500.0	85	34441	No
39	GOM_NL__2PRFIN20081001_033553_000000492072_00319_34441_0206.N1	01-OCT-2008 03:35:53	Straylight	49.000	52	16Bet Cet	2.0370	4500.0	98	34441	No
40	GOM_NL__2PRFIN20081001_034603_000000372072_00319_34441_0207.N1	01-OCT-2008 03:46:03	Bright	36.500	90	54Alp Peg	2.4870	11000.	73	34441	No
41	GOM_NL__2PRFIN20081001_034941_000000382072_00319_34441_0208.N1	01-OCT-2008 03:49:41	Bright	37.500	93	53Bet Peg	2.5200	3100.0	75	34441	No
42	GOM_NL__2PRFIN20081001_035904_000000382072_00319_34441_0209.N1	01-OCT-2008 03:59:04	Bright	37.500	74	11Bet Cas	2.2680	6600.0	75	34441	No

43	GOM_NL__2PRFIN20081001_040024_000000402072_00319_34441_0210.N1	01-OCT-2008 04:00:24	Bright	39.500	76	27Gam Cas	2.3000	30000.	79	34441	No
44	GOM_NL__2PRFIN20081001_040703_000000332072_00319_34441_0211.N1	01-OCT-2008 04:07:03	Bright	33.000	49	1Alp UMi	1.9900	6300.0	66	34441	No
45	GOM_NL__2PRFIN20081001_041501_000000352072_00319_34441_0212.N1	01-OCT-2008 04:15:01	Bright	34.500	36	50Alp UMa	1.8000	6300.0	69	34441	No
46	GOM_NL__2PRFIN20081001_041631_000000332072_00319_34441_0213.N1	01-OCT-2008 04:16:31	Bright	33.000	82	48Bet UMa	2.3650	10600.	66	34441	No
47	GOM_NL__2PRFIN20081001_042624_000000352072_00319_34441_0214.N1	01-OCT-2008 04:26:24	Bright	35.000	166	17Eps Leo	2.9800	6000.0	70	34441	No
48	GOM_NL__2PRFIN20081001_043559_000000522072_00319_34441_0215.N1	01-OCT-2008 04:35:59	Twilight	51.500	48	30Alp Hya	1.9770	4100.0	103	34441	No
49	GOM_NL__2PRFIN20081001_044307_000000472072_00319_34441_0216.N1	01-OCT-2008 04:43:07	Dark	47.000	132	15Rho Pup	2.8030	6900.0	94	34441	No
50	GOM_NL__2PRFIN20081001_044539_000000452072_00319_34441_0217.N1	01-OCT-2008 04:45:39	Dark	44.500	65	Lam Vel	2.2040	4400.0	89	34441	No
51	GOM_NL__2PRFIN20081001_044816_000000412072_00319_34441_0218.N1	01-OCT-2008 04:48:16	Dark	40.500	34	Gam2Vel	1.7930	23000.	81	34441	No
52	GOM_NL__2PRFIN20081001_045202_000000432072_00320_34442_0214.N1	01-OCT-2008 04:52:02	Dark	42.500	161	Tau Pup	2.9310	4500.0	85	34442	No
53	GOM_NL__2PRFIN20081001_045327_000000502072_00320_34442_0215.N1	01-OCT-2008 04:53:27	Dark	50.000	2	Alp Car	-0.73600	7000.0	100	34442	No
54	GOM_NL__2PRFIN20081001_050245_000000392072_00320_34442_0216.N1	01-OCT-2008 05:02:45	Dark	39.000	143	Alp Hyi	2.8570	7200.0	78	34442	No
55	GOM_NL__2PRFIN20081001_050413_000000392072_00320_34442_0217.N1	01-OCT-2008 05:04:13	Dark	38.500	9	Alp Eri	0.45300	24000.	77	34442	No
56	GOM_NL__2PRFIN20081001_050934_000000402072_00320_34442_0218.N1	01-OCT-2008 05:09:34	Straylight	39.500	84	Alp Phe	2.3970	4500.0	79	34442	No
57	GOM_NL__2PRFIN20081001_051629_000000482072_00320_34442_0219.N1	01-OCT-2008 05:16:29	Straylight	48.000	52	16Bet Cet	2.0370	4500.0	96	34442	No
58	GOM_NL__2PRFIN20081001_052639_000000362072_00320_34442_0220.N1	01-OCT-2008 05:26:39	Bright	36.000	90	54Alp Peg	2.4870	11000.	72	34442	No
59	GOM_NL__2PRFIN20081001_053017_000000382072_00320_34442_0221.N1	01-OCT-2008 05:30:17	Bright	37.500	93	53Bet Peg	2.5200	3100.0	75	34442	No
60	GOM_NL__2PRFIN20081001_053940_000000392072_00320_34442_0222.N1	01-OCT-2008 05:39:40	Bright	39.000	74	11Bet Cas	2.2680	6600.0	78	34442	No
61	GOM_NL__2PRFIN20081001_054100_000000412072_00320_34442_0223.N1	01-OCT-2008 05:41:00	Bright	40.500	76	27Gam Cas	2.3000	30000.	81	34442	No
62	GOM_NL__2PRFIN20081001_054739_000000362072_00320_34442_0224.N1	01-OCT-2008 05:47:39	Bright	36.000	49	1Alp UMi	1.9900	6300.0	72	34442	No
63	GOM_NL__2PRFIN20081001_055537_000000372072_00320_34442_0225.N1	01-OCT-2008 05:55:37	Bright	36.500	36	50Alp UMa	1.8000	6300.0	73	34442	No
64	GOM_NL__2PRFIN20081001_055707_000000352072_00320_34442_0226.N1	01-OCT-2008 05:57:07	Bright	35.000	82	48Bet UMa	2.3650	10600.	70	34442	No
65	GOM_NL__2PRFIN20081001_060700_000000362072_00320_34442_0227.N1	01-OCT-2008 06:07:00	Bright	35.500	166	17Eps Leo	2.9800	6000.0	71	34442	No
66	GOM_NL__2PRFIN20081001_061635_000000482072_00320_34442_0228.N1	01-OCT-2008 06:16:35	Twilight	48.000	48	30Alp Hya	1.9770	4100.0	96	34442	No
67	GOM_NL__2PRFIN20081001_062343_000000482072_00320_34442_0229.N1	01-OCT-2008 06:23:43	Dark	48.000	132	15Rho Pup	2.8030	6900.0	96	34442	No
68	GOM_NL__2PRFIN20081001_062615_000000442072_00320_34442_0230.N1	01-OCT-2008 06:26:15	Dark	43.500	65	Lam Vel	2.2040	4400.0	87	34442	No
69	GOM_NL__2PRFIN20081001_062852_000000412072_00320_34442_0231.N1	01-OCT-2008 06:28:52	Dark	40.500	34	Gam2Vel	1.7930	23000.	81	34442	No
70	GOM_NL__2PRFIN20081001_063239_000000442072_00321_34443_0224.N1	01-OCT-2008 06:32:39	Dark	43.500	161	Tau Pup	2.9310	4500.0	87	34443	No
71	GOM_NL__2PRFIN20081001_063403_000000492072_00321_34443_0225.N1	01-OCT-2008 06:34:03	Dark	48.500	2	Alp Car	-0.73600	7000.0	97	34443	No
72	GOM_NL__2PRFIN20081001_064322_000000392072_00321_34443_0226.N1	01-OCT-2008 06:43:22	Dark	39.000	143	Alp Hyi	2.8570	7200.0	78	34443	No
73	GOM_NL__2PRFIN20081001_064449_000000452072_00321_34443_0227.N1	01-OCT-2008 06:44:49	Dark	44.500	9	Alp Eri	0.45300	24000.	89	34443	No
74	GOM_NL__2PRFIN20081001_065010_000000412072_00321_34443_0228.N1	01-OCT-2008 06:50:10	Straylight	41.000	84	Alp Phe	2.3970	4500.0	82	34443	No
75	GOM_NL__2PRFIN20081001_065705_000000492072_00321_34443_0229.N1	01-OCT-2008 06:57:05	Straylight	49.000	52	16Bet Cet	2.0370	4500.0	98	34443	No
76	GOM_NL__2PRFIN20081001_070715_000000372072_00321_34443_0230.N1	01-OCT-2008 07:07:15	Bright	36.500	90	54Alp Peg	2.4870	11000.	73	34443	No
77	GOM_NL__2PRFIN20081001_071053_000000372072_00321_34443_0231.N1	01-OCT-2008 07:10:53	Bright	37.000	93	53Bet Peg	2.5200	3100.0	74	34443	No
78	GOM_NL__2PRFIN20081001_072016_000000392072_00321_34443_0232.N1	01-OCT-2008 07:20:16	Bright	38.500	74	11Bet Cas	2.2680	6600.0	77	34443	No
79	GOM_NL__2PRFIN20081001_072136_000000402072_00321_34443_0233.N1	01-OCT-2008 07:21:36	Bright	39.500	76	27Gam Cas	2.3000	30000.	79	34443	No
80	GOM_NL__2PRFIN20081001_072815_000000352072_00321_34443_0234.N1	01-OCT-2008 07:28:15	Bright	34.500	49	1Alp UMi	1.9900	6300.0	69	34443	No
81	GOM_NL__2PRFIN20081001_073613_000000372072_00321_34443_0235.N1	01-OCT-2008 07:36:13	Bright	36.500	36	50Alp UMa	1.8000	6300.0	73	34443	No
82	GOM_NL__2PRFIN20081001_073743_000000352072_00321_34443_0236.N1	01-OCT-2008 07:37:43	Bright	34.500	82	48Bet UMa	2.3650	10600.	69	34443	No
83	GOM_NL__2PRFIN20081001_074736_000000352072_00321_34443_0237.N1	01-OCT-2008 07:47:36	Bright	34.500	166	17Eps Leo	2.9800	6000.0	69	34443	No
84	GOM_NL__2PRFIN20081001_075711_000000522072_00321_34443_0238.N1	01-OCT-2008 07:57:11	Twilight	51.500	48	30Alp Hya	1.9770	4100.0	103	34443	No
85	GOM_NL__2PRFIN20081001_080420_000000462072_00321_34443_0239.N1	01-OCT-2008 08:04:20	Dark	45.500	132	15Rho Pup	2.8030	6900.0	91	34443	No
86	GOM_NL__2PRFIN20081001_080652_000000452072_00321_34443_0240.N1	01-OCT-2008 08:06:52	Dark	44.500	65	Lam Vel	2.2040	4400.0	89	34443	No
87	GOM_NL__2PRFIN20081001_080929_000000402072_00321_34443_0241.N1	01-OCT-2008 08:09:29	Dark	39.500	34	Gam2Vel	1.7930	23000.	79	34443	No
88	GOM_NL__2PRFIN20081001_081316_000000432072_00322_34444_0246.N1	01-OCT-2008 08:13:16	Dark	42.500	161	Tau Pup	2.9310	4500.0	85	34444	No
89	GOM_NL__2PRFIN20081001_081440_000000602072_00322_34444_0247.N1	01-OCT-2008 08:14:40	Dark	60.000	2	Alp Car	-0.73600	7000.0	120	34444	No
90	GOM_NL__2PRFIN20081001_082358_000000382072_00322_34444_0248.N1	01-OCT-2008 08:23:58	Dark	38.000	143	Alp Hyi	2.8570	7200.0	76	34444	No
91	GOM_NL__2PRFIN20081001_082526_000000492072_00322_34444_0249.N1	01-OCT-2008 08:25:26	Dark	48.500	9	Alp Eri	0.45300	24000.	97	34444	No
92	GOM_NL__2PRFIN20081001_083047_000000402072_00322_34444_0250.N1	01-OCT-2008 08:30:47	Straylight	40.000	84	Alp Phe	2.3970	4500.0	80	34444	No
93	GOM_NL__2PRFIN20081001_083741_000000472072_00322_34444_0251.N1	01-OCT-2008 08:37:41	Straylight	46.500	52	16Bet Cet	2.0370	4500.0	93	34444	No
94	GOM_NL__2PRFIN20081001_084751_000000372072_00322_34444_0252.N1	01-OCT-2008 08:47:51	Bright	36.500	90	54Alp Peg	2.4870	11000.	73	34444	No
95	GOM_NL__2PRFIN20081001_085129_000000362072_00322_34444_0253.N1	01-OCT-2008 08:51:29	Bright	35.500	93	53Bet Peg	2.5200	3100.0	71	34444	No
96	GOM_NL__2PRFIN20081001_090052_000000372072_00322_34444_0254.N1	01-OCT-2008 09:00:52	Bright	37.000	74	11Bet Cas	2.2680	6600.0	74	34444	No
97	GOM_NL__2PRFIN20081001_090211_000000402072_00322_34444_0255.N1	01-OCT-2008 09:02:11	Bright	39.500	76	27Gam Cas	2.3000	30000.	79	34444	No
98	GOM_NL__2PRFIN20081001_090851_000000362072_00322_34444_0256.N1	01-OCT-2008 09:08:51	Bright	35.500	49	1Alp UMi	1.9900	6300.0	71	34444	No
99	GOM_NL__2PRFIN20081001_091649_000000362072_00322_34444_0257.N1	01-OCT-2008 09:16:49	Bright	36.000	36	50Alp UMa	1.8000	6300.0	72	34444	No
100	GOM_NL__2PRFIN20081001_091819_000000352072_00322_34444_0258.N1	01-OCT-2008 09:18:19	Bright	35.000	82	48Bet UMa	2.3650	10600.	70	34444	No
101	GOM_NL__2PRFIN20081001_092812_000000342072_00322_34444_0259.N1	01-OCT-2008 09:28:12	Bright	34.000	166	17Eps Leo	2.9800	6000.0	68	34444	No

102	GOM_NL__2PRFIN20081001_093748_000000442072_00322_34444_0260.N1	01-OCT-2008 09:37:48	Twilight	43.500	48	30Alp Hya	1.9770	4100.0	87	34444	No
103	GOM_NL__2PRFIN20081001_094457_000000492072_00322_34444_0261.N1	01-OCT-2008 09:44:57	Dark	49.000	132	15Rho Pup	2.8030	6900.0	98	34444	No
104	GOM_NL__2PRFIN20081001_094728_000000462072_00322_34444_0262.N1	01-OCT-2008 09:47:28	Dark	45.500	65	Lam Vel	2.2040	4400.0	91	34444	No
105	GOM_NL__2PRFIN20081001_095005_000000412072_00322_34444_0263.N1	01-OCT-2008 09:50:05	Dark	40.500	34	Gam2Vel	1.7930	23000.	81	34444	No
106	GOM_NL__2PRFIN20081001_095352_000000412072_00323_34445_0280.N1	01-OCT-2008 09:53:52	Dark	40.500	161	Tau Pup	2.9310	4500.0	81	34445	No
107	GOM_NL__2PRFIN20081001_095517_000000472072_00323_34445_0281.N1	01-OCT-2008 09:55:17	Dark	46.500	2	Alp Car	-0.73600	7000.0	93	34445	No
108	GOM_NL__2PRFIN20081001_100434_000000382072_00323_34445_0282.N1	01-OCT-2008 10:04:34	Dark	38.000	143	Alp Hyi	2.8570	7200.0	76	34445	No
109	GOM_NL__2PRFIN20081001_100602_000000452072_00323_34445_0283.N1	01-OCT-2008 10:06:02	Dark	45.000	9	Alp Eri	0.45300	24000.	90	34445	No
110	GOM_NL__2PRFIN20081001_101123_000000432072_00323_34445_0284.N1	01-OCT-2008 10:11:23	Straylight	42.500	84	Alp Phe	2.3970	4500.0	85	34445	No
111	GOM_NL__2PRFIN20081001_101817_000000482072_00323_34445_0285.N1	01-OCT-2008 10:18:17	Straylight	47.500	52	16Bet Cet	2.0370	4500.0	95	34445	No
112	GOM_NL__2PRFIN20081001_102827_000000372072_00323_34445_0286.N1	01-OCT-2008 10:28:27	Bright	36.500	90	54Alp Peg	2.4870	11000.	73	34445	No
113	GOM_NL__2PRFIN20081001_103205_000000382072_00323_34445_0287.N1	01-OCT-2008 10:32:05	Bright	38.000	93	53Bet Peg	2.5200	3100.0	76	34445	No
114	GOM_NL__2PRFIN20081001_104127_000000392072_00323_34445_0288.N1	01-OCT-2008 10:41:27	Bright	38.500	74	11Bet Cas	2.2680	6600.0	77	34445	No
115	GOM_NL__2PRFIN20081001_104247_000000412072_00323_34445_0289.N1	01-OCT-2008 10:42:47	Bright	40.500	76	27Gam Cas	2.3000	30000.	81	34445	No
116	GOM_NL__2PRFIN20081001_104927_000000362072_00323_34445_0290.N1	01-OCT-2008 10:49:27	Bright	36.000	49	1Alp UMi	1.9900	6300.0	72	34445	No
117	GOM_NL__2PRFIN20081001_105725_000000372072_00323_34445_0291.N1	01-OCT-2008 10:57:25	Bright	37.000	36	50Alp UMa	1.8000	6300.0	74	34445	No
118	GOM_NL__2PRFIN20081001_105855_000000342072_00323_34445_0292.N1	01-OCT-2008 10:58:55	Bright	34.000	82	48Bet UMa	2.3650	10600.	68	34445	No
119	GOM_NL__2PRFIN20081001_110848_000000342072_00323_34445_0293.N1	01-OCT-2008 11:08:48	Bright	33.500	166	17Eps Leo	2.9800	6000.0	67	34445	No
120	GOM_NL__2PRFIN20081001_111824_000000482072_00323_34445_0294.N1	01-OCT-2008 11:18:24	Twilight	48.000	48	30Alp Hya	1.9770	4100.0	96	34445	No
121	GOM_NL__2PRFIN20081001_112534_000000482072_00323_34445_0295.N1	01-OCT-2008 11:25:34	Dark	48.000	132	15Rho Pup	2.8030	6900.0	96	34445	No
122	GOM_NL__2PRFIN20081001_112804_000000442072_00323_34445_0296.N1	01-OCT-2008 11:28:04	Dark	44.000	65	Lam Vel	2.2040	4400.0	88	34445	No
123	GOM_NL__2PRFIN20081001_113042_000000412072_00323_34445_0297.N1	01-OCT-2008 11:30:42	Dark	41.000	34	Gam2Vel	1.7930	23000.	82	34445	No
124	GOM_NL__2PRFIN20081001_113429_000000432072_00324_34446_0301.N1	01-OCT-2008 11:34:29	Dark	43.000	161	Tau Pup	2.9310	4500.0	86	34446	No
125	GOM_NL__2PRFIN20081001_113553_000000592072_00324_34446_0302.N1	01-OCT-2008 11:35:53	Dark	59.000	2	Alp Car	-0.73600	7000.0	118	34446	No
126	GOM_NL__2PRFIN20081001_114511_000000392072_00324_34446_0303.N1	01-OCT-2008 11:45:11	Dark	38.500	143	Alp Hyi	2.8570	7200.0	77	34446	No
127	GOM_NL__2PRFIN20081001_114638_000000432072_00324_34446_0304.N1	01-OCT-2008 11:46:38	Dark	43.000	9	Alp Eri	0.45300	24000.	86	34446	No
128	GOM_NL__2PRFIN20081001_115159_000000442072_00324_34446_0305.N1	01-OCT-2008 11:51:59	Straylight	44.000	84	Alp Phe	2.3970	4500.0	88	34446	No
129	GOM_NL__2PRFIN20081001_115853_000000472072_00324_34446_0306.N1	01-OCT-2008 11:58:53	Straylight	47.000	52	16Bet Cet	2.0370	4500.0	94	34446	No
130	GOM_NL__2PRFIN20081001_120903_000000372072_00324_34446_0307.N1	01-OCT-2008 12:09:03	Bright	36.500	90	54Alp Peg	2.4870	11000.	73	34446	No
131	GOM_NL__2PRFIN20081001_121241_000000382072_00324_34446_0308.N1	01-OCT-2008 12:12:41	Bright	38.000	93	53Bet Peg	2.5200	3100.0	76	34446	No
132	GOM_NL__2PRFIN20081001_122203_000000362072_00324_34446_0309.N1	01-OCT-2008 12:22:03	Bright	36.000	74	11Bet Cas	2.2680	6600.0	72	34446	No
133	GOM_NL__2PRFIN20081001_122322_000000412072_00324_34446_0310.N1	01-OCT-2008 12:23:22	Bright	40.500	76	27Gam Cas	2.3000	30000.	81	34446	No
134	GOM_NL__2PRFIN20081001_123003_000000372072_00324_34446_0311.N1	01-OCT-2008 12:30:03	Bright	36.500	49	1Alp UMi	1.9900	6300.0	73	34446	No
135	GOM_NL__2PRFIN20081001_123801_000000362072_00324_34446_0312.N1	01-OCT-2008 12:38:01	Bright	35.500	36	50Alp UMa	1.8000	6300.0	71	34446	No
136	GOM_NL__2PRFIN20081001_123931_000000352072_00324_34446_0313.N1	01-OCT-2008 12:39:31	Bright	34.500	82	48Bet UMa	2.3650	10600.	69	34446	No
137	GOM_NL__2PRFIN20081001_124924_000000362072_00324_34446_0314.N1	01-OCT-2008 12:49:24	Bright	35.500	166	17Eps Leo	2.9800	6000.0	71	34446	No
138	GOM_NL__2PRFIN20081001_125900_000000542072_00324_34446_0315.N1	01-OCT-2008 12:59:00	Twilight	54.000	48	30Alp Hya	1.9770	4100.0	108	34446	No
139	GOM_NL__2PRFIN20081001_130611_000000452072_00324_34446_0316.N1	01-OCT-2008 13:06:11	Dark	45.000	132	15Rho Pup	2.8030	6900.0	90	34446	No
140	GOM_NL__2PRFIN20081001_130841_000000452072_00324_34446_0317.N1	01-OCT-2008 13:08:41	Dark	44.500	65	Lam Vel	2.2040	4400.0	89	34446	No
141	GOM_NL__2PRFIN20081001_130958_000000402072_00324_34446_0318.N1	01-OCT-2008 13:09:58	Dark	40.000	70	Zet Pup	2.2460	39000.	80	34446	No
142	GOM_NL__2PRFIN20081001_131118_000000392072_00324_34446_0319.N1	01-OCT-2008 13:11:18	Dark	39.000	34	Gam2Vel	1.7930	23000.	78	34446	No
143	GOM_NL__2PRFIN20081001_131506_000000412072_00325_34447_0330.N1	01-OCT-2008 13:15:06	Dark	41.000	161	Tau Pup	2.9310	4500.0	82	34447	No
144	GOM_NL__2PRFIN20081001_131630_000000462072_00325_34447_0331.N1	01-OCT-2008 13:16:30	Dark	46.000	2	Alp Car	-0.73600	7000.0	92	34447	No
145	GOM_NL__2PRFIN20081001_132547_000000382072_00325_34447_0332.N1	01-OCT-2008 13:25:47	Dark	37.500	143	Alp Hyi	2.8570	7200.0	75	34447	No
146	GOM_NL__2PRFIN20081001_132714_000000472072_00325_34447_0333.N1	01-OCT-2008 13:27:14	Dark	46.500	9	Alp Eri	0.45300	24000.	93	34447	No
147	GOM_NL__2PRFIN20081001_133235_000000432072_00325_34447_0334.N1	01-OCT-2008 13:32:35	Straylight	43.000	84	Alp Phe	2.3970	4500.0	86	34447	No
148	GOM_NL__2PRFIN20081001_133929_000000472072_00325_34447_0335.N1	01-OCT-2008 13:39:29	Straylight	47.000	52	16Bet Cet	2.0370	4500.0	94	34447	No
149	GOM_NL__2PRFIN20081001_134939_000000372072_00325_34447_0336.N1	01-OCT-2008 13:49:39	Bright	36.500	90	54Alp Peg	2.4870	11000.	73	34447	No
150	GOM_NL__2PRFIN20081001_135317_000000362072_00325_34447_0337.N1	01-OCT-2008 13:53:17	Bright	36.000	93	53Bet Peg	2.5200	3100.0	72	34447	No
151	GOM_NL__2PRFIN20081001_140239_000000392072_00325_34447_0338.N1	01-OCT-2008 14:02:39	Bright	38.500	74	11Bet Cas	2.2680	6600.0	77	34447	No
152	GOM_NL__2PRFIN20081001_140358_000000402072_00325_34447_0339.N1	01-OCT-2008 14:03:58	Bright	40.000	76	27Gam Cas	2.3000	30000.	80	34447	No
153	GOM_NL__2PRFIN20081001_141039_000000362072_00325_34447_0340.N1	01-OCT-2008 14:10:39	Bright	35.500	49	1Alp UMi	1.9900	6300.0	71	34447	No
154	GOM_NL__2PRFIN20081001_141837_000000372072_00325_34447_0341.N1	01-OCT-2008 14:18:37	Bright	37.000	36	50Alp UMa	1.8000	6300.0	74	34447	No
155	GOM_NL__2PRFIN20081001_142007_000000352072_00325_34447_0342.N1	01-OCT-2008 14:20:07	Bright	35.000	82	48Bet UMa	2.3650	10600.	70	34447	No
156	GOM_NL__2PRFIN20081001_143000_000000352072_00325_34447_0343.N1	01-OCT-2008 14:30:00	Bright	34.500	166	17Eps Leo	2.9800	6000.0	69	34447	No
157	GOM_NL__2PRFIN20081001_143936_000000512072_00325_34447_0344.N1	01-OCT-2008 14:39:36	Twilight	51.000	48	30Alp Hya	1.9770	4100.0	102	34447	No
158	GOM_NL__2PRFIN20081001_144647_000000452072_00325_34447_0345.N1	01-OCT-2008 14:46:47	Dark	44.500	132	15Rho Pup	2.8030	6900.0	89	34447	No
159	GOM_NL__2PRFIN20081001_144917_000000492072_00325_34447_0346.N1	01-OCT-2008 14:49:17	Dark	48.500	65	Lam Vel	2.2040	4400.0	97	34447	No
160	GOM_NL__2PRFIN20081001_145034_000000442072_00325_34447_0347.N1	01-OCT-2008 14:50:34	Dark	43.500	70	Zet Pup	2.2460	39000.	87	34447	No

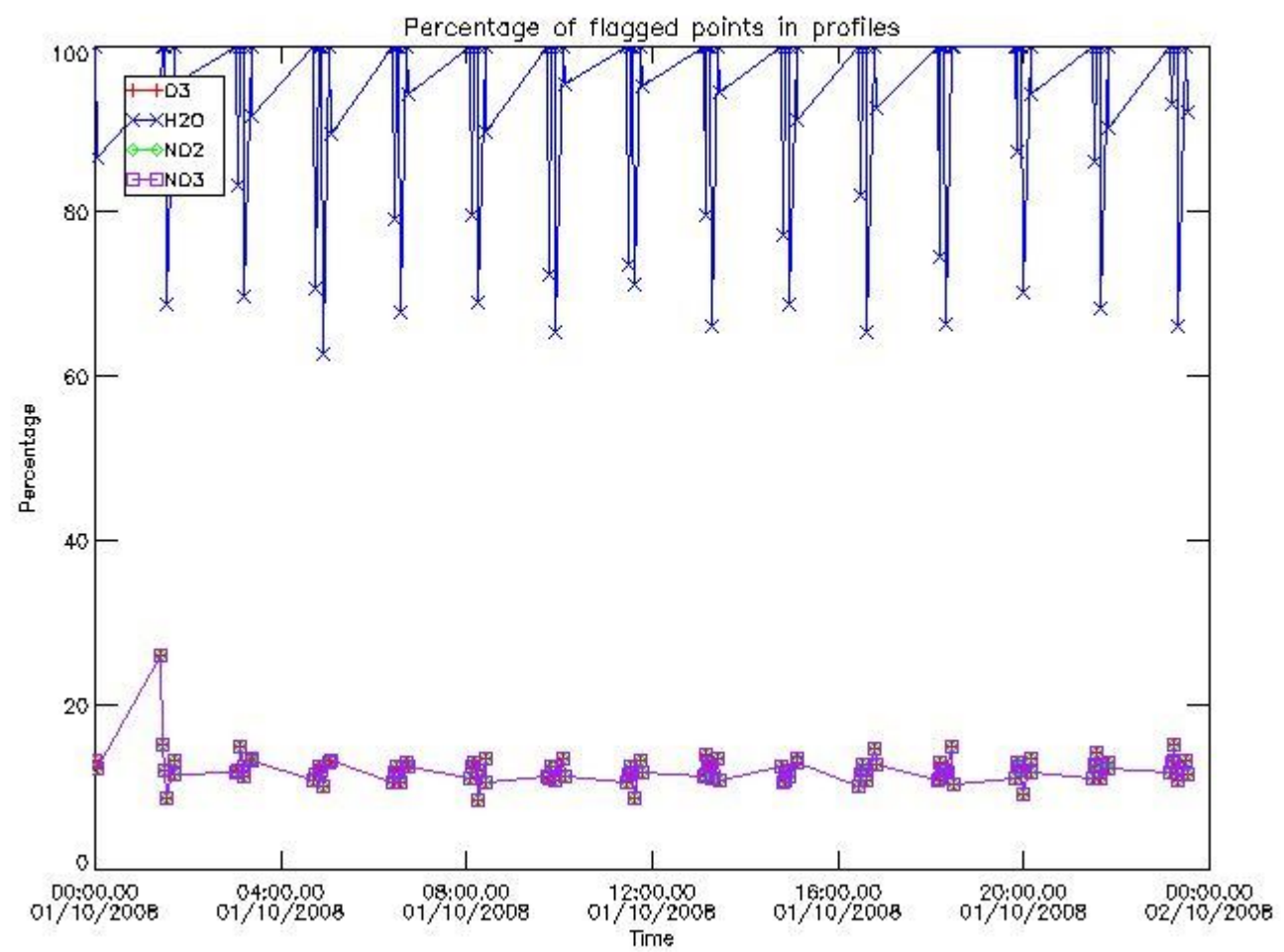
161	GOM_NL__2PRFIN20081001_145154_000000472072_00325_34447_0348.N1	01-OCT-2008 14:51:54	Dark	46.500	34	Gam2Vel	1.7930	23000.	93	34447	No
162	GOM_NL__2PRFIN20081001_145542_000000422072_00326_34448_0349.N1	01-OCT-2008 14:55:42	Dark	42.000	161	Tau Pup	2.9310	4500.0	84	34448	No
163	GOM_NL__2PRFIN20081001_145707_000000452072_00326_34448_0350.N1	01-OCT-2008 14:57:07	Dark	45.000	2	Alp Car	-0.73600	7000.0	90	34448	No
164	GOM_NL__2PRFIN20081001_150623_000000382072_00326_34448_0351.N1	01-OCT-2008 15:06:23	Dark	38.000	143	Alp Hyi	2.8570	7200.0	76	34448	No
165	GOM_NL__2PRFIN20081001_150751_000000402072_00326_34448_0352.N1	01-OCT-2008 15:07:51	Dark	39.500	9	Alp Eri	0.45300	24000.	79	34448	No
166	GOM_NL__2PRFIN20081001_151311_000000422072_00326_34448_0353.N1	01-OCT-2008 15:13:11	Straylight	41.500	84	Alp Phe	2.3970	4500.0	83	34448	No
167	GOM_NL__2PRFIN20081001_152005_000000472072_00326_34448_0354.N1	01-OCT-2008 15:20:05	Straylight	47.000	52	16Bet Cet	2.0370	4500.0	94	34448	No
168	GOM_NL__2PRFIN20081001_153015_000000362072_00326_34448_0355.N1	01-OCT-2008 15:30:15	Bright	36.000	90	54Alp Peg	2.4870	11000.	72	34448	No
169	GOM_NL__2PRFIN20081001_153352_000000372072_00326_34448_0356.N1	01-OCT-2008 15:33:52	Bright	37.000	93	53Bet Peg	2.5200	3100.0	74	34448	No
170	GOM_NL__2PRFIN20081001_154314_000000382072_00326_34448_0357.N1	01-OCT-2008 15:43:14	Bright	38.000	74	11Bet Cas	2.2680	6600.0	76	34448	No
171	GOM_NL__2PRFIN20081001_154433_000000402072_00326_34448_0358.N1	01-OCT-2008 15:44:33	Bright	40.000	76	27Gam Cas	2.3000	30000.	80	34448	No
172	GOM_NL__2PRFIN20081001_155115_000000362072_00326_34448_0359.N1	01-OCT-2008 15:51:15	Bright	36.000	49	1Alp UMi	1.9900	6300.0	72	34448	No
173	GOM_NL__2PRFIN20081001_155913_000000342072_00326_34448_0360.N1	01-OCT-2008 15:59:13	Bright	33.500	36	50Alp UMa	1.8000	6300.0	67	34448	No
174	GOM_NL__2PRFIN20081001_160043_000000342072_00326_34448_0361.N1	01-OCT-2008 16:00:43	Bright	33.500	82	48Bet UMa	2.3650	10600.	67	34448	No
175	GOM_NL__2PRFIN20081001_161037_000000352072_00326_34448_0362.N1	01-OCT-2008 16:10:37	Bright	34.500	166	17Eps Leo	2.9800	6000.0	69	34448	No
176	GOM_NL__2PRFIN20081001_162013_000000442072_00326_34448_0363.N1	01-OCT-2008 16:20:13	Twilight	44.000	48	30Alp Hya	1.9770	4100.0	88	34448	No
177	GOM_NL__2PRFIN20081001_162724_000000502072_00326_34448_0364.N1	01-OCT-2008 16:27:24	Dark	50.000	132	15Rho Pup	2.8030	6900.0	100	34448	No
178	GOM_NL__2PRFIN20081001_162953_000000452072_00326_34448_0365.N1	01-OCT-2008 16:29:53	Dark	44.500	65	Lam Vel	2.2040	4400.0	89	34448	No
179	GOM_NL__2PRFIN20081001_163111_000000402072_00326_34448_0366.N1	01-OCT-2008 16:31:11	Dark	40.000	70	Zet Pup	2.2460	39000.	80	34448	No
180	GOM_NL__2PRFIN20081001_163231_000000422072_00326_34448_0367.N1	01-OCT-2008 16:32:31	Dark	42.000	34	Gam2Vel	1.7930	23000.	84	34448	No
181	GOM_NL__2PRFIN20081001_163619_000000422072_00327_34449_0387.N1	01-OCT-2008 16:36:19	Dark	42.000	161	Tau Pup	2.9310	4500.0	84	34449	No
182	GOM_NL__2PRFIN20081001_163743_000000472072_00327_34449_0388.N1	01-OCT-2008 16:37:43	Dark	46.500	2	Alp Car	-0.73600	7000.0	93	34449	No
183	GOM_NL__2PRFIN20081001_164659_000000382072_00327_34449_0389.N1	01-OCT-2008 16:46:59	Dark	38.000	143	Alp Hyi	2.8570	7200.0	76	34449	No
184	GOM_NL__2PRFIN20081001_164827_000000402072_00327_34449_0390.N1	01-OCT-2008 16:48:27	Dark	40.000	9	Alp Eri	0.45300	24000.	80	34449	No
185	GOM_NL__2PRFIN20081001_165347_000000442072_00327_34449_0391.N1	01-OCT-2008 16:53:47	Straylight	43.500	84	Alp Phe	2.3970	4500.0	87	34449	No
186	GOM_NL__2PRFIN20081001_170042_000000492072_00327_34449_0392.N1	01-OCT-2008 17:00:42	Straylight	49.000	52	16Bet Cet	2.0370	4500.0	98	34449	No
187	GOM_NL__2PRFIN20081001_171051_000000372072_00327_34449_0393.N1	01-OCT-2008 17:10:51	Bright	36.500	90	54Alp Peg	2.4870	11000.	73	34449	No
188	GOM_NL__2PRFIN20081001_171428_000000382072_00327_34449_0394.N1	01-OCT-2008 17:14:28	Bright	37.500	93	53Bet Peg	2.5200	3100.0	75	34449	No
189	GOM_NL__2PRFIN20081001_172350_000000392072_00327_34449_0395.N1	01-OCT-2008 17:23:50	Bright	38.500	74	11Bet Cas	2.2680	6600.0	77	34449	No
190	GOM_NL__2PRFIN20081001_172509_000000372072_00327_34449_0396.N1	01-OCT-2008 17:25:09	Bright	37.000	76	27Gam Cas	2.3000	30000.	74	34449	No
191	GOM_NL__2PRFIN20081001_173150_000000372072_00327_34449_0397.N1	01-OCT-2008 17:31:50	Bright	37.000	49	1Alp UMi	1.9900	6300.0	74	34449	No
192	GOM_NL__2PRFIN20081001_173949_000000372072_00327_34449_0398.N1	01-OCT-2008 17:39:49	Bright	36.500	36	50Alp UMa	1.8000	6300.0	73	34449	No
193	GOM_NL__2PRFIN20081001_174120_000000352072_00327_34449_0399.N1	01-OCT-2008 17:41:20	Bright	35.000	82	48Bet UMa	2.3650	10600.	70	34449	No
194	GOM_NL__2PRFIN20081001_175113_000000362072_00327_34449_0400.N1	01-OCT-2008 17:51:13	Bright	35.500	166	17Eps Leo	2.9800	6000.0	71	34449	No
195	GOM_NL__2PRFIN20081001_180049_000000502072_00327_34449_0401.N1	01-OCT-2008 18:00:49	Twilight	49.500	48	30Alp Hya	1.9770	4100.0	99	34449	No
196	GOM_NL__2PRFIN20081001_180801_000000472072_00327_34449_0402.N1	01-OCT-2008 18:08:01	Dark	46.500	132	15Rho Pup	2.8030	6900.0	93	34449	No
197	GOM_NL__2PRFIN20081001_181030_000000402072_00327_34449_0403.N1	01-OCT-2008 18:10:30	Dark	39.500	65	Lam Vel	2.2040	4400.0	79	34449	No
198	GOM_NL__2PRFIN20081001_181148_000000462072_00327_34449_0404.N1	01-OCT-2008 18:11:48	Dark	46.000	70	Zet Pup	2.2460	39000.	92	34449	No
199	GOM_NL__2PRFIN20081001_181308_000000422072_00327_34449_0405.N1	01-OCT-2008 18:13:08	Dark	42.000	34	Gam2Vel	1.7930	23000.	84	34449	No
200	GOM_NL__2PRFIN20081001_181656_000000432072_00328_34450_0411.N1	01-OCT-2008 18:16:56	Dark	42.500	161	Tau Pup	2.9310	4500.0	85	34450	No
201	GOM_NL__2PRFIN20081001_181820_000000472072_00328_34450_0412.N1	01-OCT-2008 18:18:20	Dark	46.500	2	Alp Car	-0.73600	7000.0	93	34450	No
202	GOM_NL__2PRFIN20081001_182736_000000382072_00328_34450_0413.N1	01-OCT-2008 18:27:36	Dark	37.500	143	Alp Hyi	2.8570	7200.0	75	34450	No
203	GOM_NL__2PRFIN20081001_182904_000000492072_00328_34450_0414.N1	01-OCT-2008 18:29:04	Dark	48.500	9	Alp Eri	0.45300	24000.	97	34450	No
204	GOM_NL__2PRFIN20081001_183424_000000412072_00328_34450_0415.N1	01-OCT-2008 18:34:24	Straylight	41.000	84	Alp Phe	2.3970	4500.0	82	34450	No
205	GOM_NL__2PRFIN20081001_184118_000000492072_00328_34450_0416.N1	01-OCT-2008 18:41:18	Straylight	48.500	52	16Bet Cet	2.0370	4500.0	97	34450	No
206	GOM_NL__2PRFIN20081001_185127_000000372072_00328_34450_0417.N1	01-OCT-2008 18:51:27	Bright	36.500	90	54Alp Peg	2.4870	11000.	73	34450	No
207	GOM_NL__2PRFIN20081001_185505_000000382072_00328_34450_0418.N1	01-OCT-2008 18:55:05	Bright	37.500	93	53Bet Peg	2.5200	3100.0	75	34450	No
208	GOM_NL__2PRFIN20081001_190426_000000392072_00328_34450_0419.N1	01-OCT-2008 19:04:26	Bright	38.500	74	11Bet Cas	2.2680	6600.0	77	34450	No
209	GOM_NL__2PRFIN20081001_190545_000000412072_00328_34450_0420.N1	01-OCT-2008 19:05:45	Bright	40.500	76	27Gam Cas	2.3000	30000.	81	34450	No
210	GOM_NL__2PRFIN20081001_191226_000000372072_00328_34450_0421.N1	01-OCT-2008 19:12:26	Bright	36.500	49	1Alp UMi	1.9900	6300.0	73	34450	No
211	GOM_NL__2PRFIN20081001_192025_000000362072_00328_34450_0422.N1	01-OCT-2008 19:20:25	Bright	36.000	36	50Alp UMa	1.8000	6300.0	72	34450	No
212	GOM_NL__2PRFIN20081001_192156_000000362072_00328_34450_0423.N1	01-OCT-2008 19:21:56	Bright	35.500	82	48Bet UMa	2.3650	10600.	71	34450	No
213	GOM_NL__2PRFIN20081001_193149_000000362072_00328_34450_0424.N1	01-OCT-2008 19:31:49	Bright	35.500	166	17Eps Leo	2.9800	6000.0	71	34450	No
214	GOM_NL__2PRFIN20081001_194126_000000472072_00328_34450_0425.N1	01-OCT-2008 19:41:26	Twilight	46.500	48	30Alp Hya	1.9770	4100.0	93	34450	No
215	GOM_NL__2PRFIN20081001_194838_000000462072_00328_34450_0426.N1	01-OCT-2008 19:48:38	Dark	45.500	132	15Rho Pup	2.8030	6900.0	91	34450	No
216	GOM_NL__2PRFIN20081001_195106_000000512072_00328_34450_0427.N1	01-OCT-2008 19:51:06	Dark	51.000	65	Lam Vel	2.2040	4400.0	102	34450	No
217	GOM_NL__2PRFIN20081001_195224_000000412072_00328_34450_0428.N1	01-OCT-2008 19:52:24	Dark	41.000	70	Zet Pup	2.2460	39000.	82	34450	No
218	GOM_NL__2PRFIN20081001_195344_000000412072_00328_34450_0429.N1	01-OCT-2008 19:53:44	Dark	41.000	34	Gam2Vel	1.7930	23000.	82	34450	No
219	GOM_NL__2PRFIN20081001_195732_000000422072_00329_34451_0432.N1	01-OCT-2008 19:57:32	Dark	42.000	161	Tau Pup	2.9310	4500.0	84	34451	No

220	GOM_NL__2PRFIN20081001_195857_000000562072_00329_34451_0433.N1	01-OCT-2008 19:58:57	Dark	55.500	2	Alp Car	-0.73600	7000.0	111	34451	No
221	GOM_NL__2PRFIN20081001_200812_000000382072_00329_34451_0434.N1	01-OCT-2008 20:08:12	Dark	37.500	143	Alp Hyi	2.8570	7200.0	75	34451	No
222	GOM_NL__2PRFIN20081001_200940_000000432072_00329_34451_0435.N1	01-OCT-2008 20:09:40	Dark	42.500	9	Alp Eri	0.45300	24000.	85	34451	No
223	GOM_NL__2PRFIN20081001_201500_000000402072_00329_34451_0436.N1	01-OCT-2008 20:15:00	Straylight	40.000	84	Alp Phe	2.3970	4500.0	80	34451	No
224	GOM_NL__2PRFIN20081001_202154_000000492072_00329_34451_0437.N1	01-OCT-2008 20:21:54	Straylight	48.500	52	16Bet Cet	2.0370	4500.0	97	34451	No
225	GOM_NL__2PRFIN20081001_203203_000000372072_00329_34451_0438.N1	01-OCT-2008 20:32:03	Bright	37.000	90	54Alp Peg	2.4870	11000.	74	34451	No
226	GOM_NL__2PRFIN20081001_203540_000000522072_00329_34451_0439.N1	01-OCT-2008 20:35:40	Bright	52.000	93	53Bet Peg	2.5200	3100.0	104	34451	No
227	GOM_NL__2PRFIN20081001_204502_000000382072_00329_34451_0440.N1	01-OCT-2008 20:45:02	Bright	38.000	74	11Bet Cas	2.2680	6600.0	76	34451	No
228	GOM_NL__2PRFIN20081001_204620_000000402072_00329_34451_0441.N1	01-OCT-2008 20:46:20	Bright	40.000	76	27Gam Cas	2.3000	30000.	80	34451	No
229	GOM_NL__2PRFIN20081001_205302_000000362072_00329_34451_0442.N1	01-OCT-2008 20:53:02	Bright	35.500	49	1Alp UMi	1.9900	6300.0	71	34451	No
230	GOM_NL__2PRFIN20081001_210101_000000372072_00329_34451_0443.N1	01-OCT-2008 21:01:01	Bright	36.500	36	50Alp UMa	1.8000	6300.0	73	34451	No
231	GOM_NL__2PRFIN20081001_210232_000000522072_00329_34451_0444.N1	01-OCT-2008 21:02:32	Bright	52.000	82	48Bet UMa	2.3650	10600.	104	34451	No
232	GOM_NL__2PRFIN20081001_211225_000000362072_00329_34451_0445.N1	01-OCT-2008 21:12:25	Bright	35.500	166	17Eps Leo	2.9800	6000.0	71	34451	No
233	GOM_NL__2PRFIN20081001_212202_000000492072_00329_34451_0446.N1	01-OCT-2008 21:22:02	Twilight	48.500	48	30Alp Hya	1.9770	4100.0	97	34451	No
234	GOM_NL__2PRFIN20081001_212914_000000462072_00329_34451_0447.N1	01-OCT-2008 21:29:14	Dark	45.500	132	15Rho Pup	2.8030	6900.0	91	34451	No
235	GOM_NL__2PRFIN20081001_213142_000000402072_00329_34451_0448.N1	01-OCT-2008 21:31:42	Dark	40.000	65	Lam Vel	2.2040	4400.0	80	34451	No
236	GOM_NL__2PRFIN20081001_213301_000000412072_00329_34451_0449.N1	01-OCT-2008 21:33:01	Dark	40.500	70	Zet Pup	2.2460	39000.	81	34451	No
237	GOM_NL__2PRFIN20081001_213421_000000402072_00329_34451_0450.N1	01-OCT-2008 21:34:21	Dark	39.500	34	Gam2Vel	1.7930	23000.	79	34451	No
238	GOM_NL__2PRFIN20081001_213809_000000442072_00330_34452_0456.N1	01-OCT-2008 21:38:09	Dark	43.500	161	Tau Pup	2.9310	4500.0	87	34452	No
239	GOM_NL__2PRFIN20081001_213933_000000462072_00330_34452_0457.N1	01-OCT-2008 21:39:33	Dark	46.000	2	Alp Car	-0.73600	7000.0	92	34452	No
240	GOM_NL__2PRFIN20081001_214848_000000402072_00330_34452_0458.N1	01-OCT-2008 21:48:48	Dark	39.500	143	Alp Hyi	2.8570	7200.0	79	34452	No
241	GOM_NL__2PRFIN20081001_215016_000000462072_00330_34452_0459.N1	01-OCT-2008 21:50:16	Dark	46.000	9	Alp Eri	0.45300	24000.	92	34452	No
242	GOM_NL__2PRFIN20081001_215536_000000412072_00330_34452_0460.N1	01-OCT-2008 21:55:36	Straylight	41.000	84	Alp Phe	2.3970	4500.0	82	34452	No
243	GOM_NL__2PRFIN20081001_220230_000000492072_00330_34452_0461.N1	01-OCT-2008 22:02:30	Straylight	48.500	52	16Bet Cet	2.0370	4500.0	97	34452	No
244	GOM_NL__2PRFIN20081001_221239_000000372072_00330_34452_0462.N1	01-OCT-2008 22:12:39	Bright	36.500	90	54Alp Peg	2.4870	11000.	73	34452	No
245	GOM_NL__2PRFIN20081001_221616_000000382072_00330_34452_0463.N1	01-OCT-2008 22:16:16	Bright	37.500	93	53Bet Peg	2.5200	3100.0	75	34452	No
246	GOM_NL__2PRFIN20081001_222537_000000392072_00330_34452_0464.N1	01-OCT-2008 22:25:37	Bright	38.500	74	11Bet Cas	2.2680	6600.0	77	34452	No
247	GOM_NL__2PRFIN20081001_222655_000000402072_00330_34452_0465.N1	01-OCT-2008 22:26:55	Bright	40.000	76	27Gam Cas	2.3000	30000.	80	34452	No
248	GOM_NL__2PRFIN20081001_223338_000000372072_00330_34452_0466.N1	01-OCT-2008 22:33:38	Bright	36.500	49	1Alp UMi	1.9900	6300.0	73	34452	No
249	GOM_NL__2PRFIN20081001_224137_000000362072_00330_34452_0467.N1	01-OCT-2008 22:41:37	Bright	36.000	36	50Alp UMa	1.8000	6300.0	72	34452	No
250	GOM_NL__2PRFIN20081001_224308_000000362072_00330_34452_0468.N1	01-OCT-2008 22:43:08	Bright	35.500	82	48Bet UMa	2.3650	10600.	71	34452	No
251	GOM_NL__2PRFIN20081001_225301_000000362072_00330_34452_0469.N1	01-OCT-2008 22:53:01	Bright	35.500	166	17Eps Leo	2.9800	6000.0	71	34452	No
252	GOM_NL__2PRFIN20081001_230238_000000472072_00330_34452_0470.N1	01-OCT-2008 23:02:38	Twilight	47.000	48	30Alp Hya	1.9770	4100.0	94	34452	No
253	GOM_NL__2PRFIN20081001_230951_000000432072_00330_34452_0471.N1	01-OCT-2008 23:09:51	Dark	43.000	132	15Rho Pup	2.8030	6900.0	86	34452	No
254	GOM_NL__2PRFIN20081001_231219_000000432072_00330_34452_0472.N1	01-OCT-2008 23:12:19	Dark	43.000	65	Lam Vel	2.2040	4400.0	86	34452	No
255	GOM_NL__2PRFIN20081001_231337_000000412072_00330_34452_0473.N1	01-OCT-2008 23:13:37	Dark	40.500	70	Zet Pup	2.2460	39000.	81	34452	No
256	GOM_NL__2PRFIN20081001_231457_000000432072_00330_34452_0474.N1	01-OCT-2008 23:14:57	Dark	42.500	34	Gam2Vel	1.7930	23000.	85	34452	No
257	GOM_NL__2PRFIN20081001_231846_000000422072_00331_34453_0475.N1	01-OCT-2008 23:18:46	Dark	41.500	161	Tau Pup	2.9310	4500.0	83	34453	No
258	GOM_NL__2PRFIN20081001_232010_000000572072_00331_34453_0476.N1	01-OCT-2008 23:20:10	Dark	56.500	2	Alp Car	-0.73600	7000.0	113	34453	No
259	GOM_NL__2PRFIN20081001_232925_000000392072_00331_34453_0477.N1	01-OCT-2008 23:29:25	Dark	38.500	143	Alp Hyi	2.8570	7200.0	77	34453	No
260	GOM_NL__2PRFIN20081001_233052_000000452072_00331_34453_0478.N1	01-OCT-2008 23:30:52	Dark	44.500	9	Alp Eri	0.45300	24000.	89	34453	No
261	GOM_NL__2PRFIN20081001_233612_000000422072_00331_34453_0479.N1	01-OCT-2008 23:36:12	Straylight	41.500	84	Alp Phe	2.3970	4500.0	83	34453	No
262	GOM_NL__2PRFIN20081001_234306_000000482072_00331_34453_0480.N1	01-OCT-2008 23:43:06	Straylight	48.000	52	16Bet Cet	2.0370	4500.0	96	34453	No
263	GOM_NL__2PRFIN20081001_235315_000000372072_00331_34453_0481.N1	01-OCT-2008 23:53:15	Bright	36.500	90	54Alp Peg	2.4870	11000.	73	34453	No
264	GOM_NL__2PRFIN20081001_235652_000000362072_00331_34453_0482.N1	01-OCT-2008 23:56:52	Bright	36.000	93	53Bet Peg	2.5200	3100.0	72	34453	No

3. Quality information per product

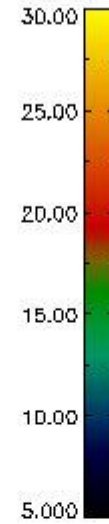
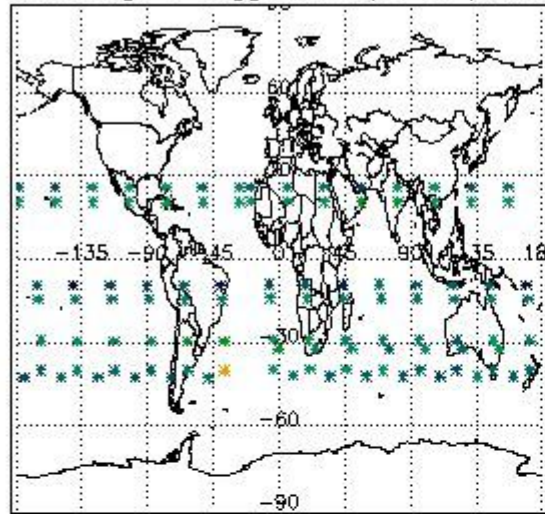
In this section it is plotted some information contained in the Quality Summary data set of the level 2 products. Only products in dark limb conditions and without errors (error flag in the MPH set to "0") are used.

3.1 Plot quality information per product (time dependant)

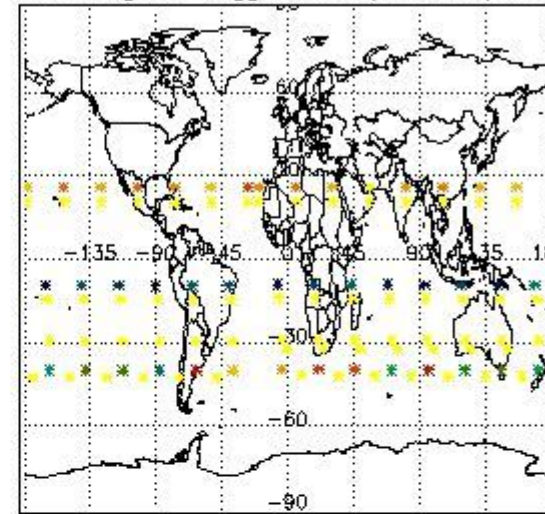


3.2 Plot quality information per product (world map)


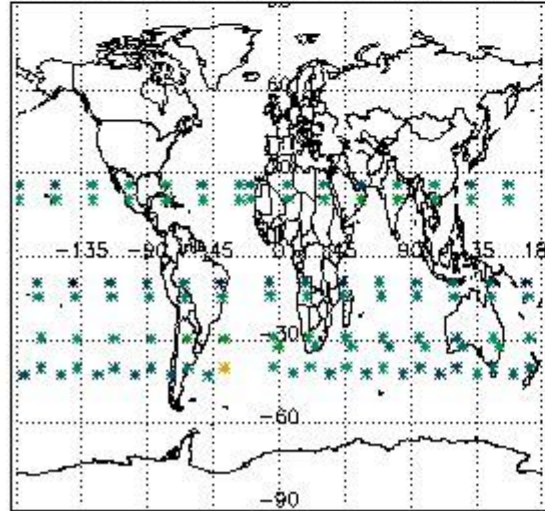
Percentage of flagged data per O3 profile



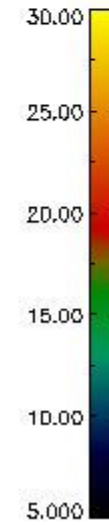
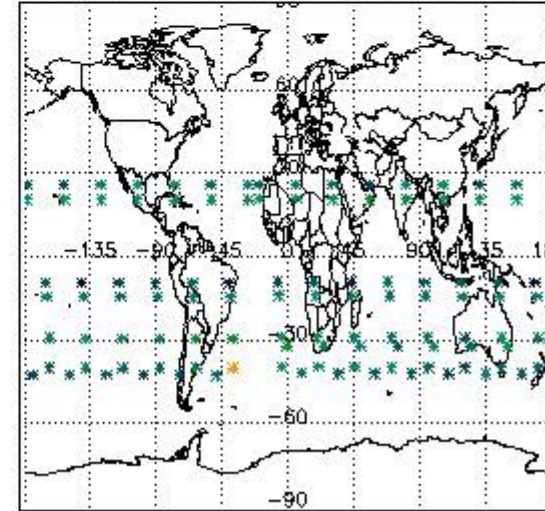
Percentage of flagged data per H2O profile



Percentage of flagged data per NO2 profile



Percentage of flagged data per NO3 profile

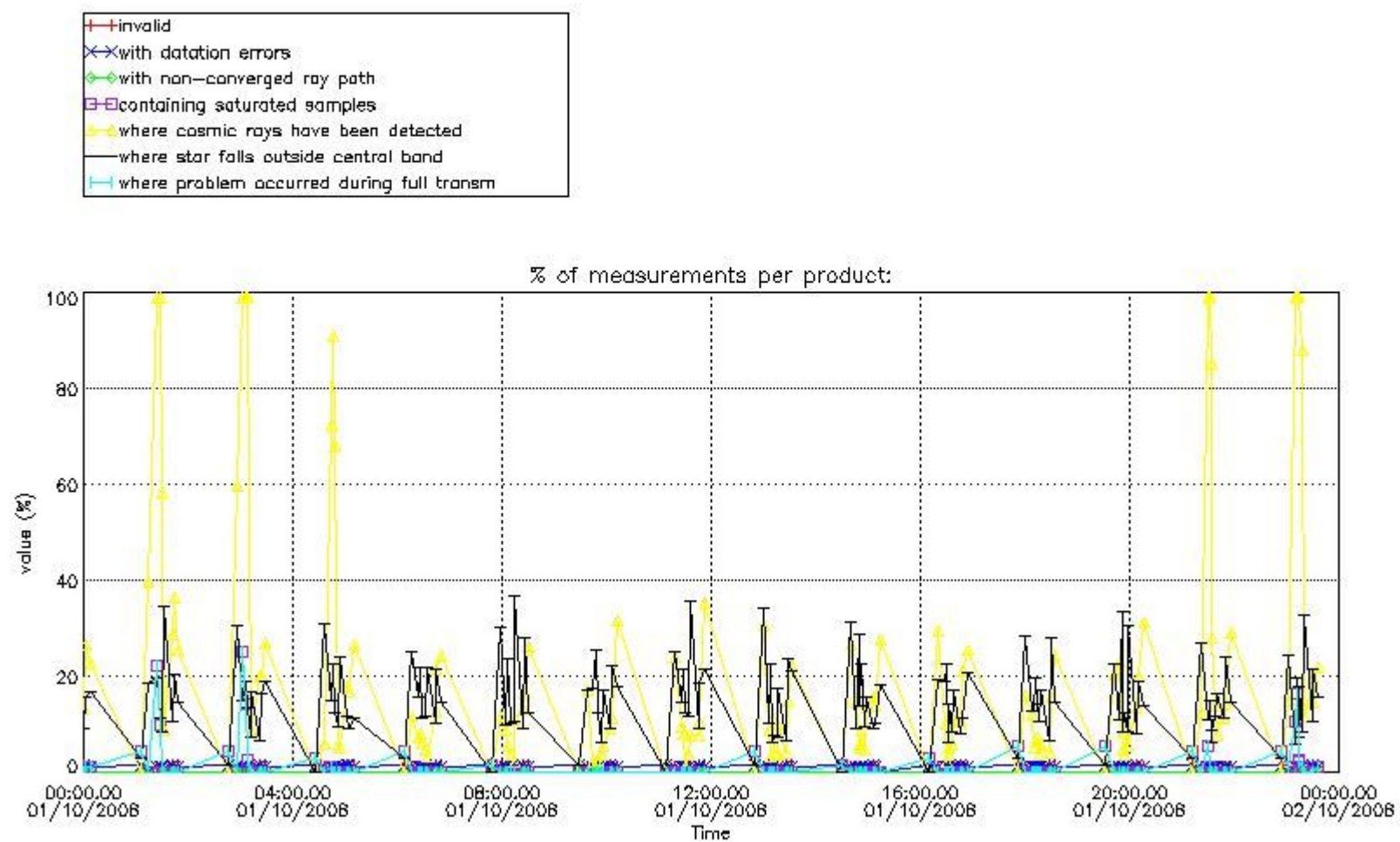


4. Level 1 quality information per product

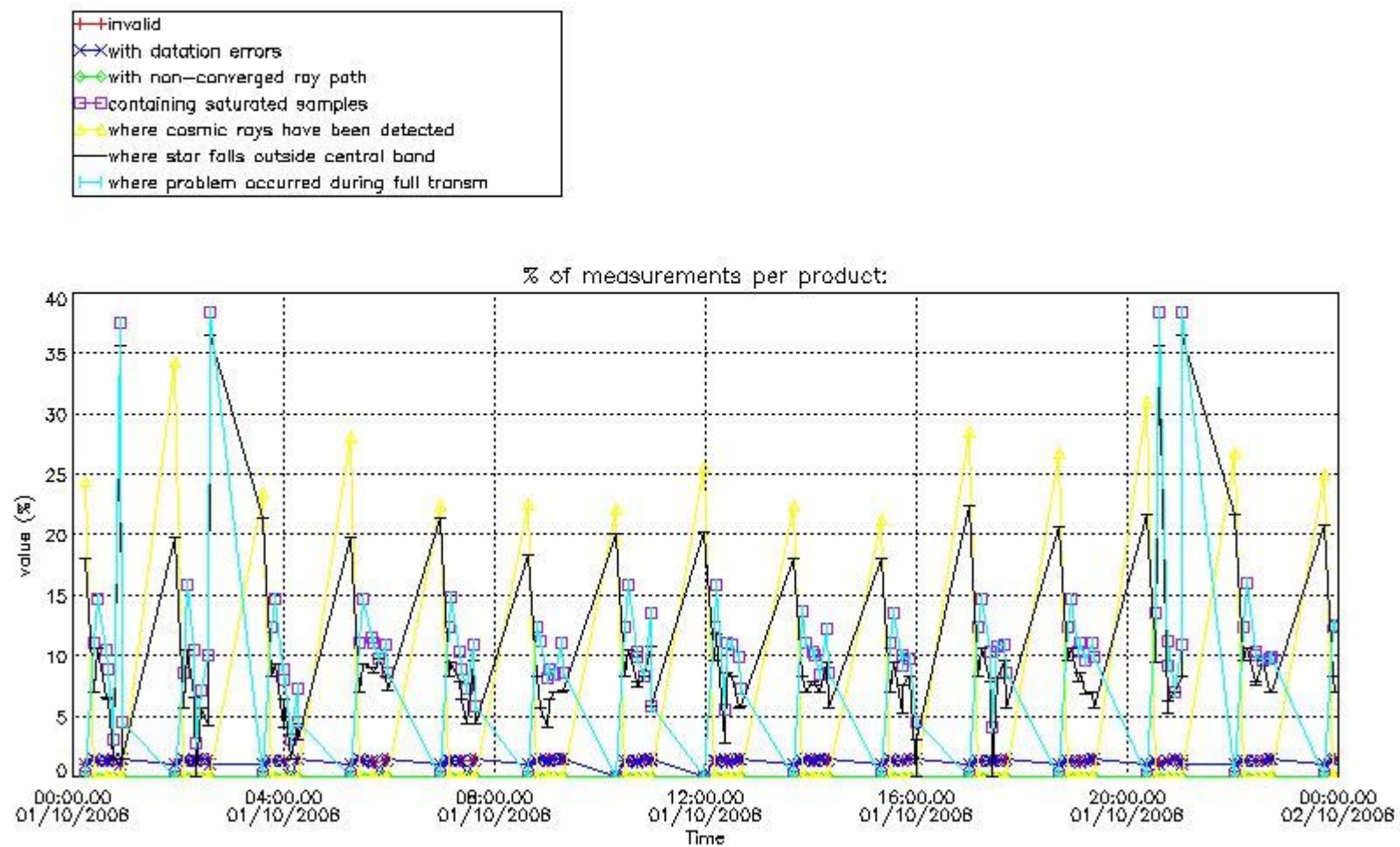
In this section it is plotted some information contained in the Quality Summary data set of the level 2 products that comes from the level 1b processing. Products without errors (error flag in the MPH set to "0") are used.

4.1 Plot quality information per product (time dependant) coming from level 1b processing

4.1.1 Plot level 1 quality information per product (time dependant): ENVISAT ASCENDING passes

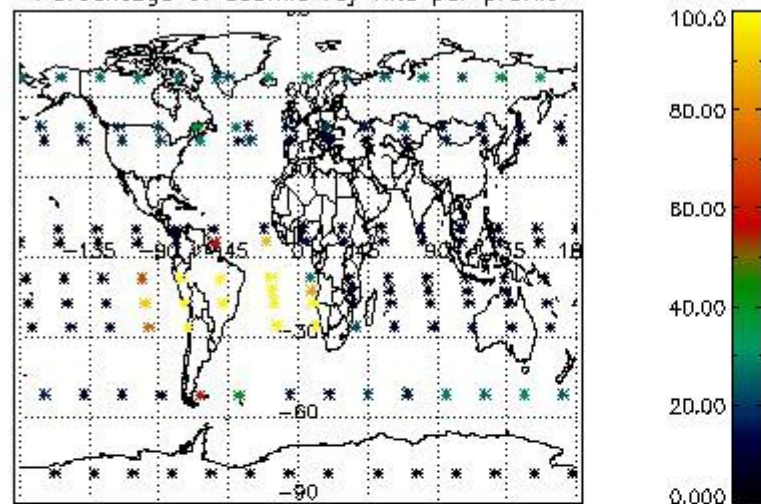


4.1.2 Plot level 1 quality information per product (time dependant): ENVI SAT DESCENDING passes

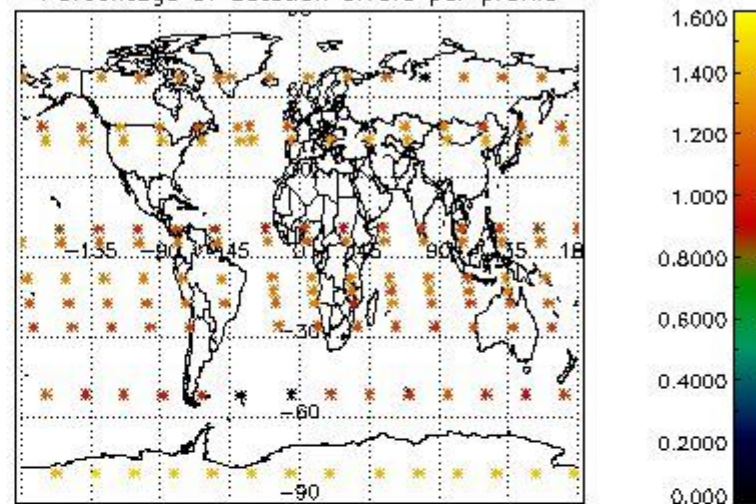


4.2 Plot quality information per product coming from level 1b processing (world map)
 4.2.1 Plot level 1 quality information per product (world map): ENVISAT ASCENDING passes

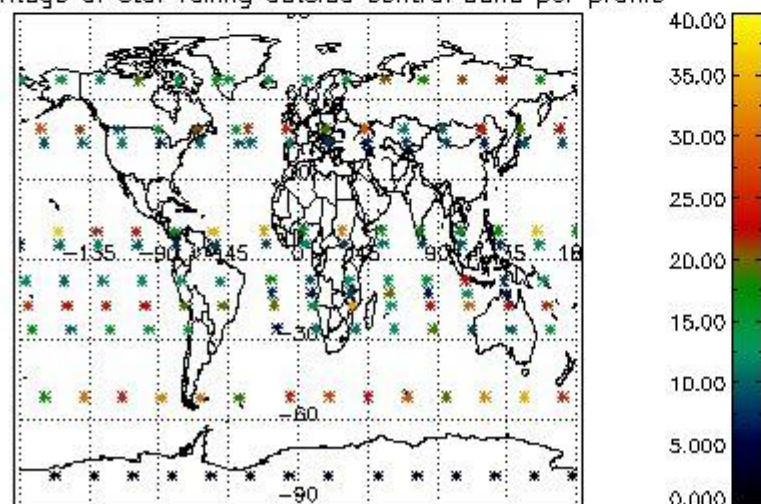
Percentage of cosmic ray hits per profile



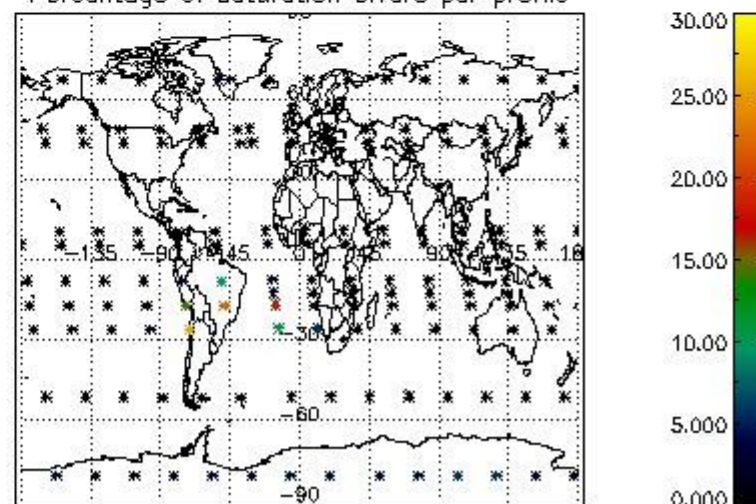
Percentage of datation errors per profile



Percentage of star falling outside central band per profile

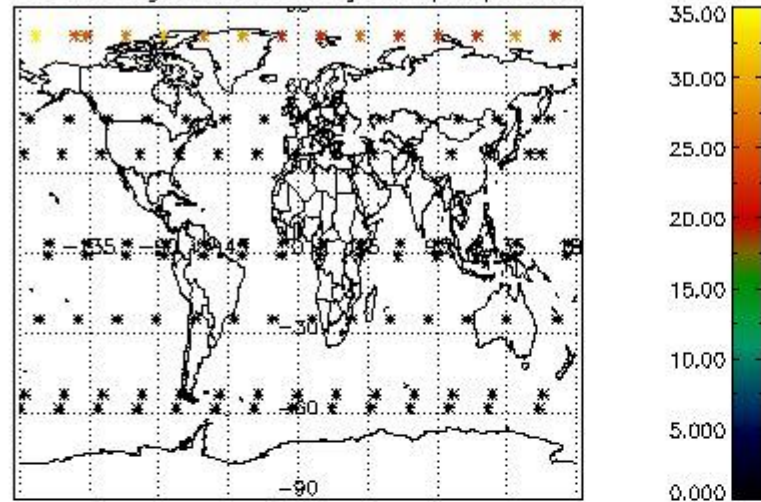


Percentage of saturation errors per profile

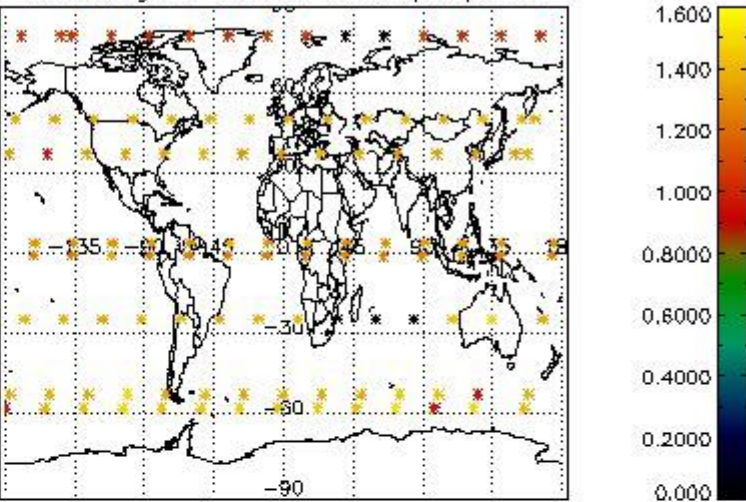


4.2.2 Plot level 1 quality information per product (world map): ENVISAT DESCENDING passes

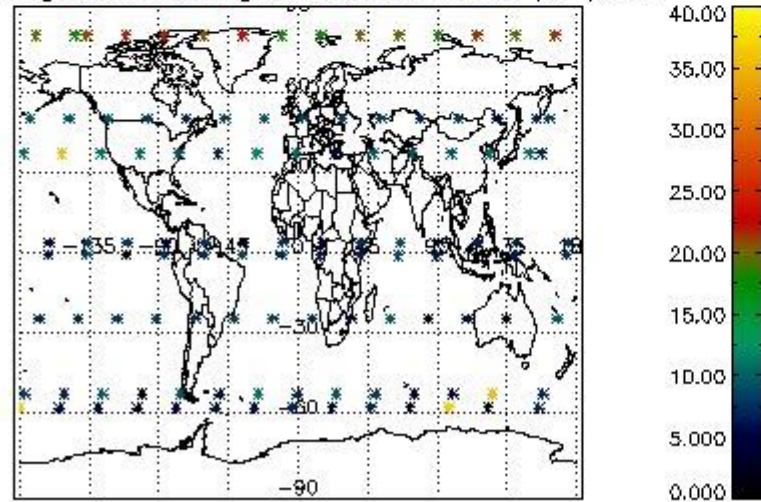
Percentage of cosmic ray hits per profile



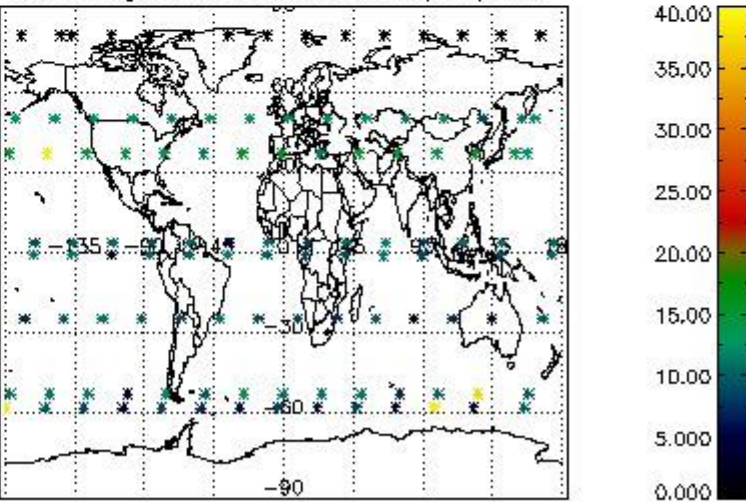
Percentage of datation errors per profile



Percentage of star falling outside central band per profile



Percentage of saturation errors per profile



5. Trace gas profiles

5.1 Ozone statistics based on quality of products

The final quality of the products can be "measured" using the STD (Standard Deviation) attached to every point profile. This information is written to the parameter GOM_NL__2P/NL_LOCAL_SPECIES_DENSITY/o3_std of the level 2 products. The table below shows the statistics for given STD ranges.

The statistics are given with respect to the overall valid production:

- Products without fatal errors: GOM_NL__2P/MPH/PRODUCT_ERR=0
- Valid point profile: GOM_NL__2P/NL_LOCAL_SPECIES_DENSITY/pcd(0)=0

The 'Criteria' is applied to valid points of dark limb products:

- Products in dark limb illumination condition: GOM_NL__2P/NL_SUMMARY_QUALITY/obs_ill_cond=0
- Products without fatal errors: GOM_NL__2P/MPH/PRODUCT_ERR=0
- Valid point profile: GOM_NL__2P/NL_LOCAL_SPECIES_DENSITY/pcd(0)=0

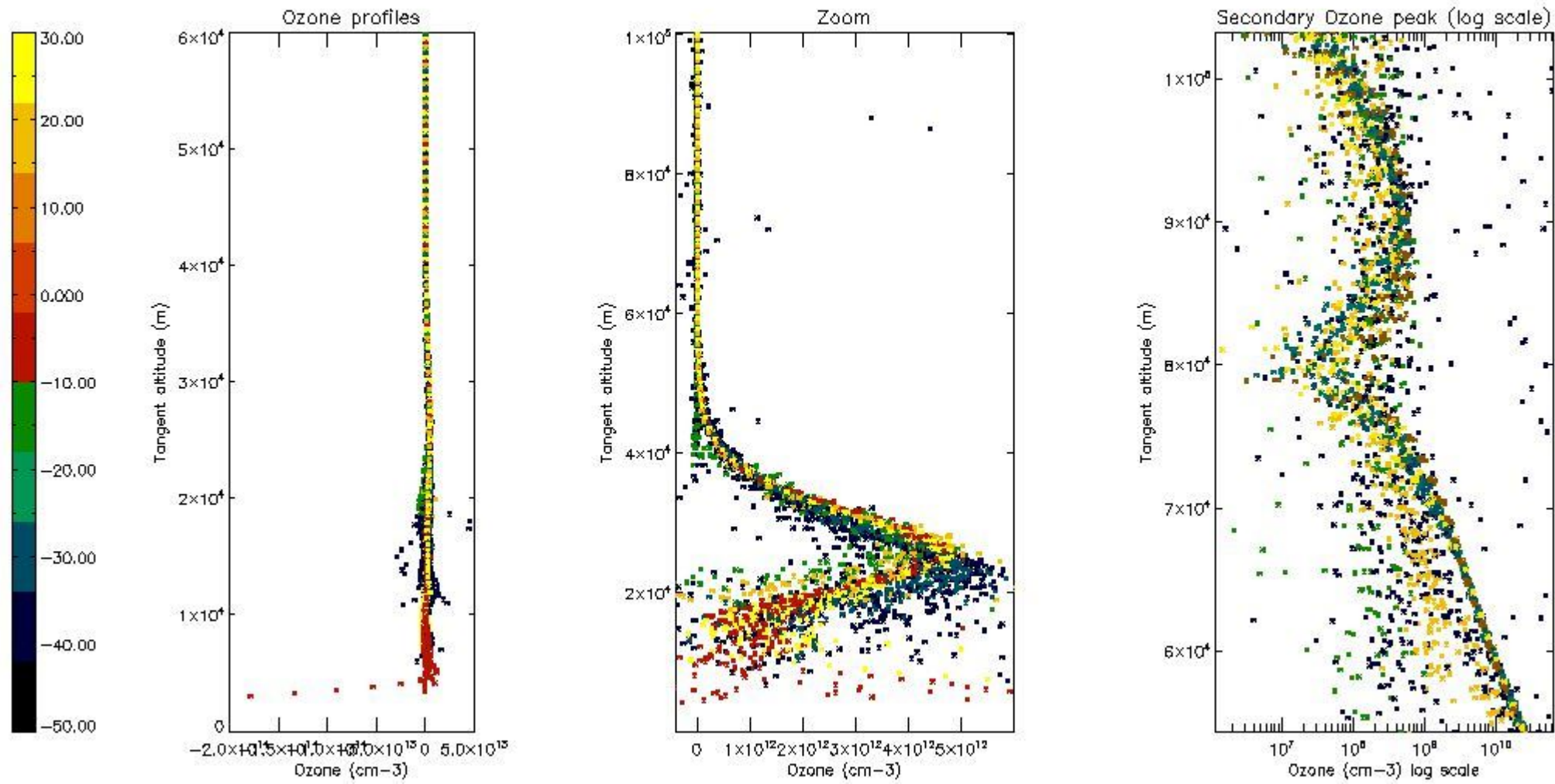
So, the table below shows the percentage of dark limb and valid observations for each criteria with respect to the overall valid daily observations.

Criteria	% of total production
All STD	43
STD < 20	22

STD < 10	16
STD < 5	11

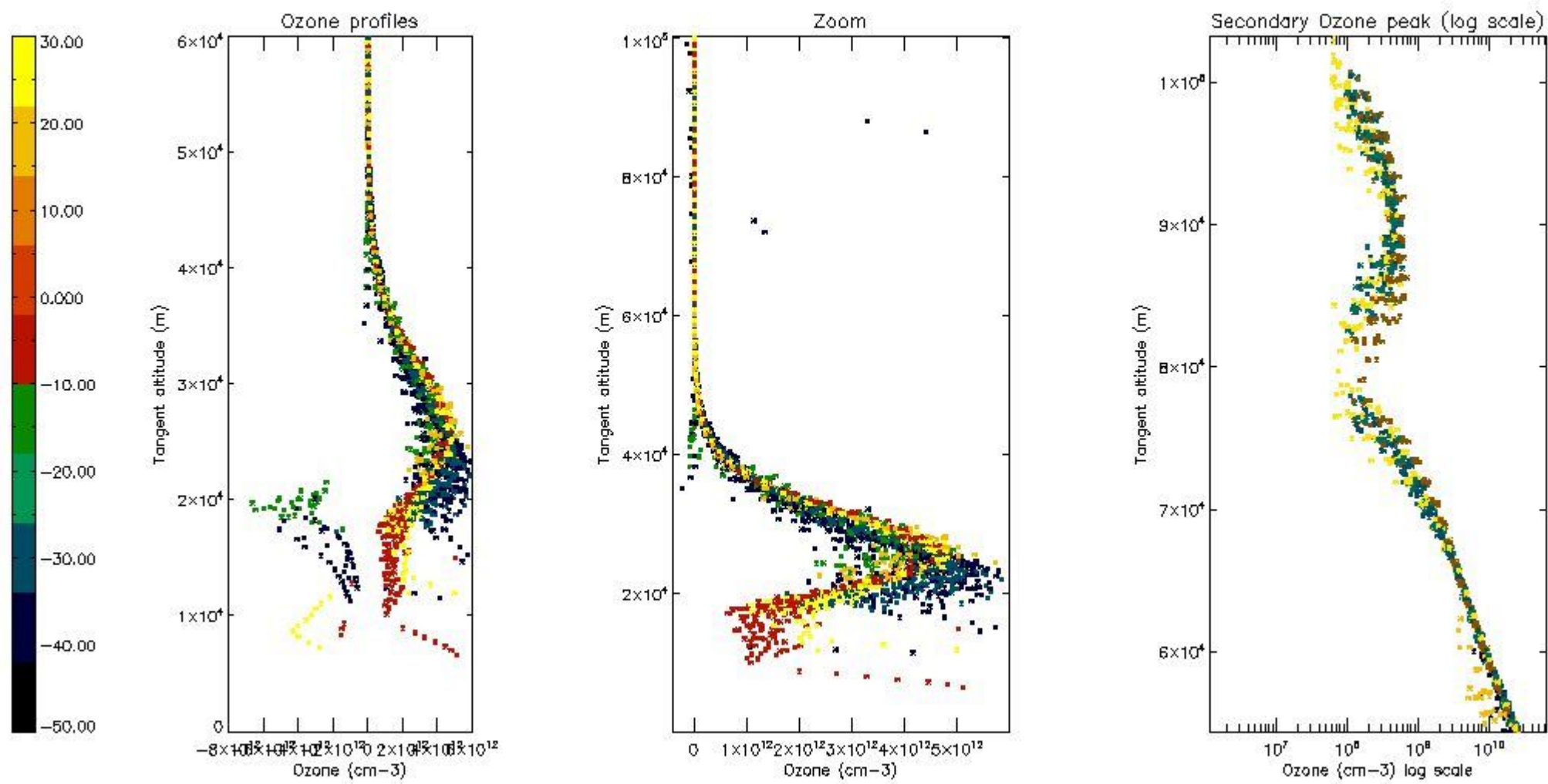
5.2 Plot ozone profiles for all STD (dark without errors)

The colorbar represents the latitude.



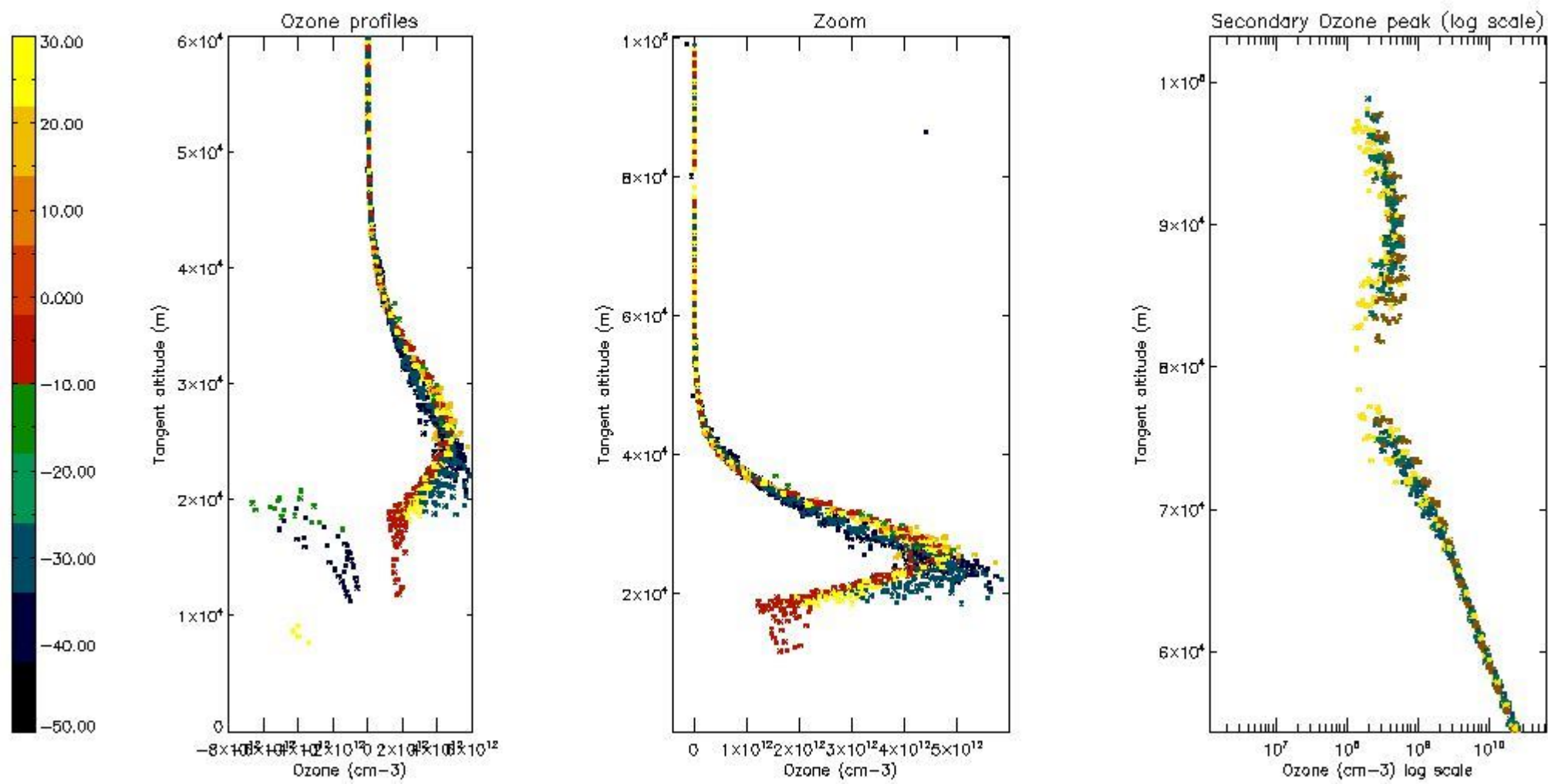
5.3 Plot ozone profiles where STD < 20% (dark without errors)

The colorbar represents the latitude.



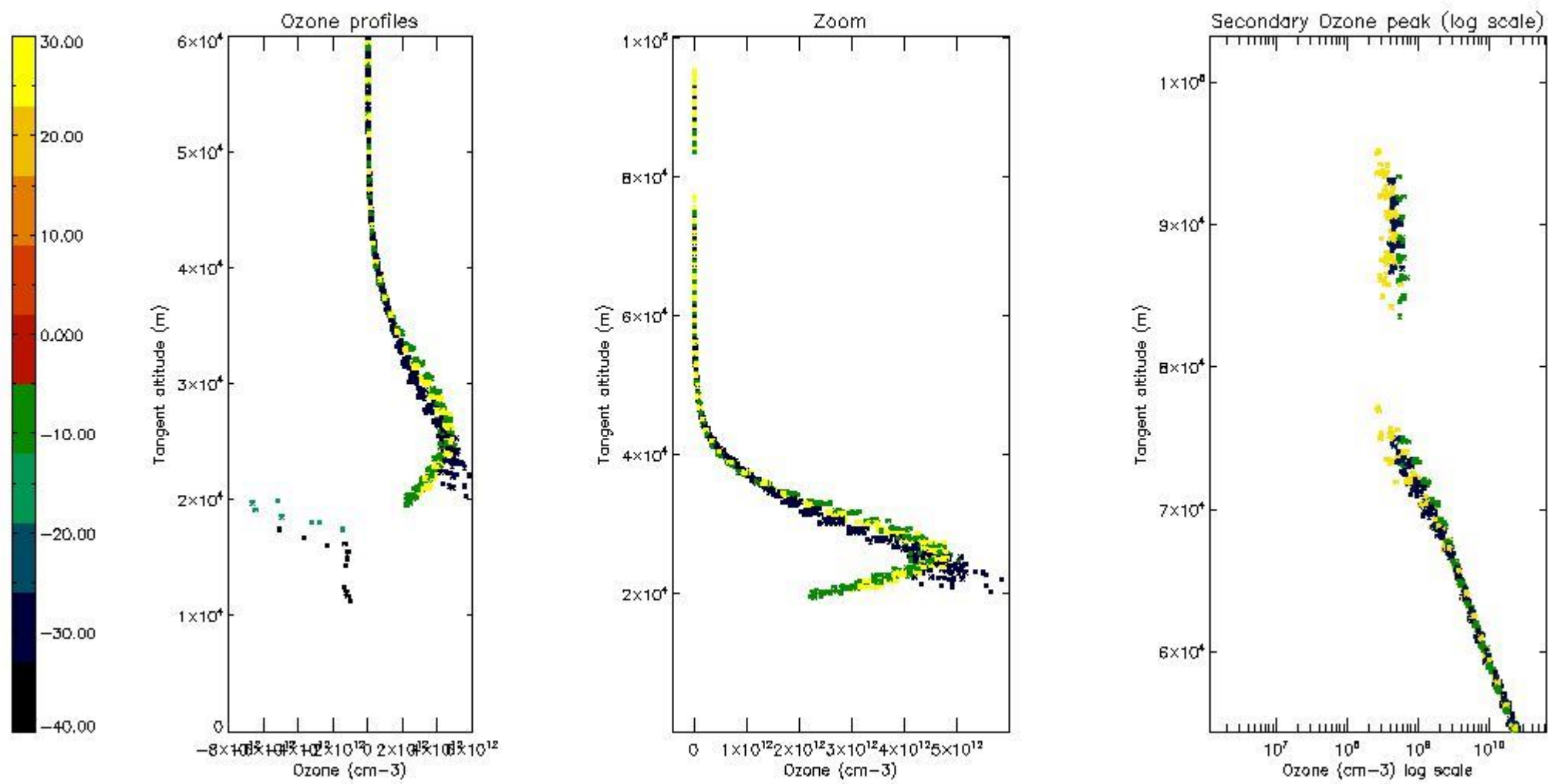
5.4 Plot ozone profiles where STD < 10% (dark without errors)

The colorbar represents the latitude.



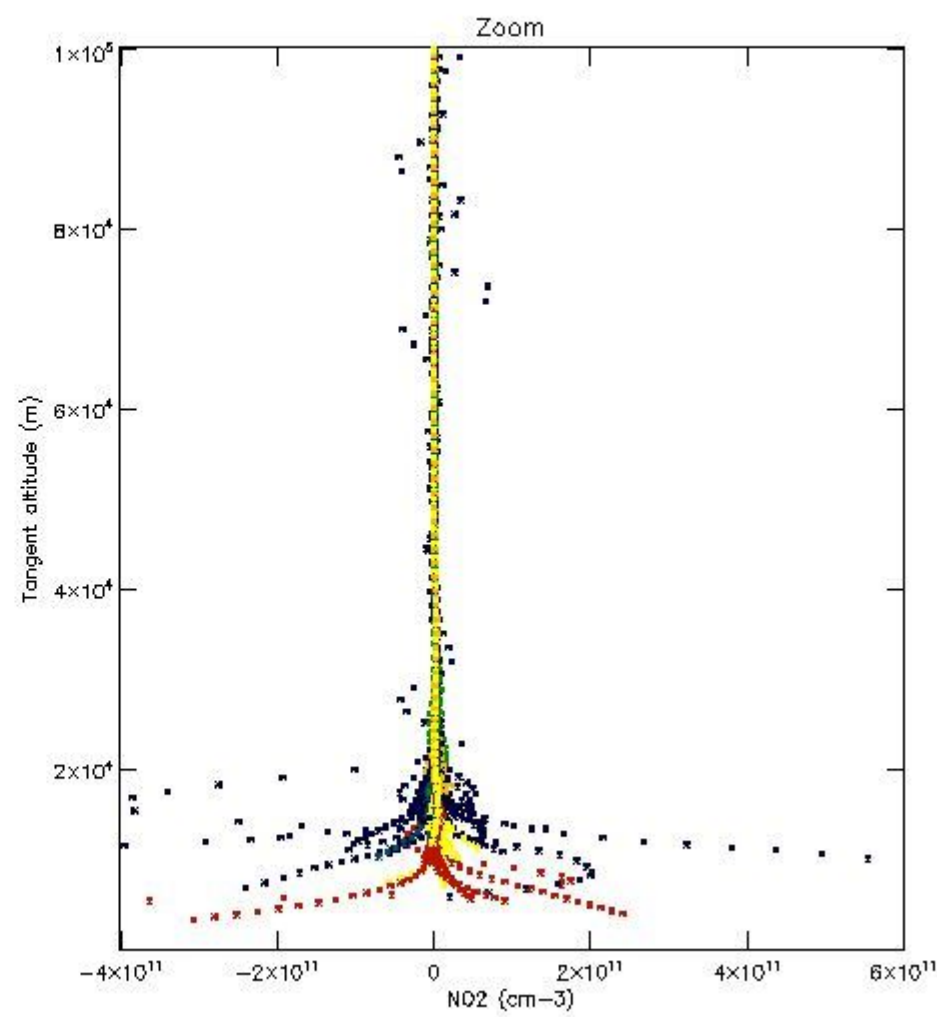
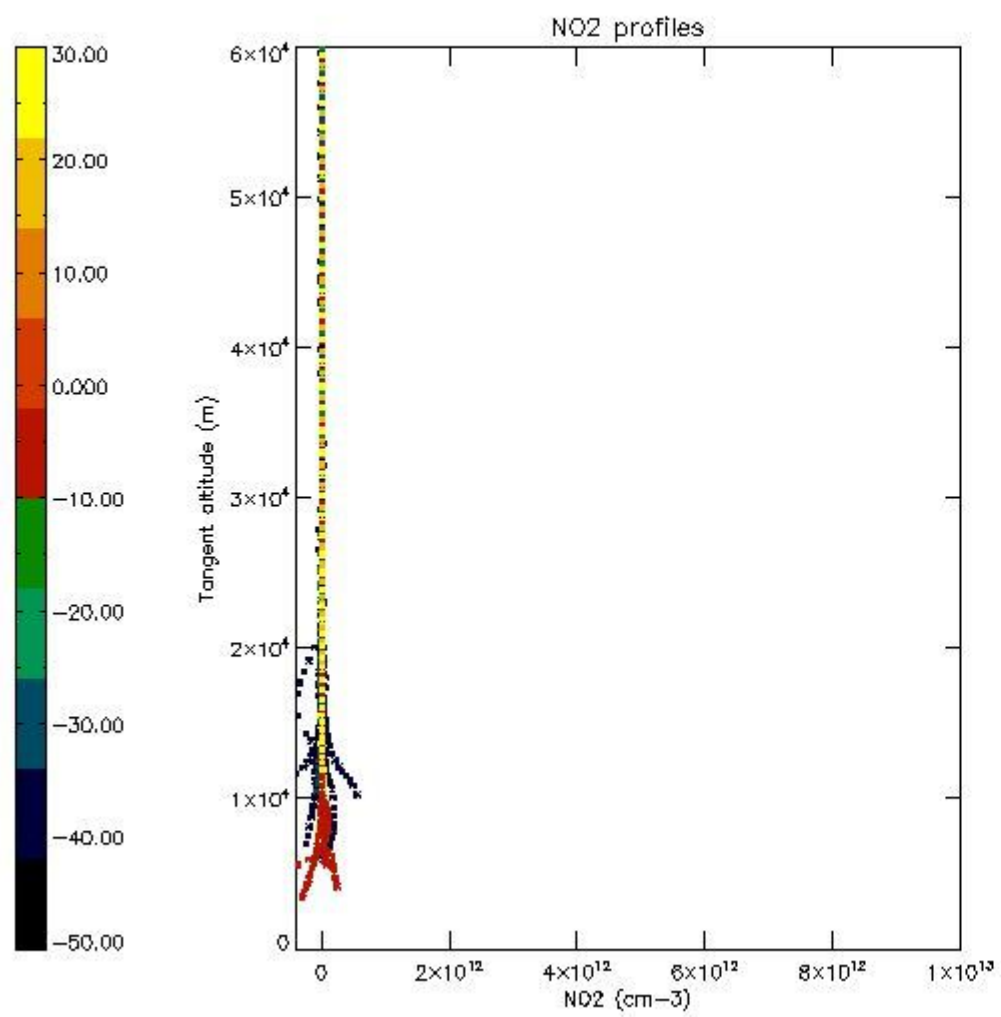
5.5 Plot ozone profiles where STD < 5% (dark without errors)

The colorbar represents the latitude.



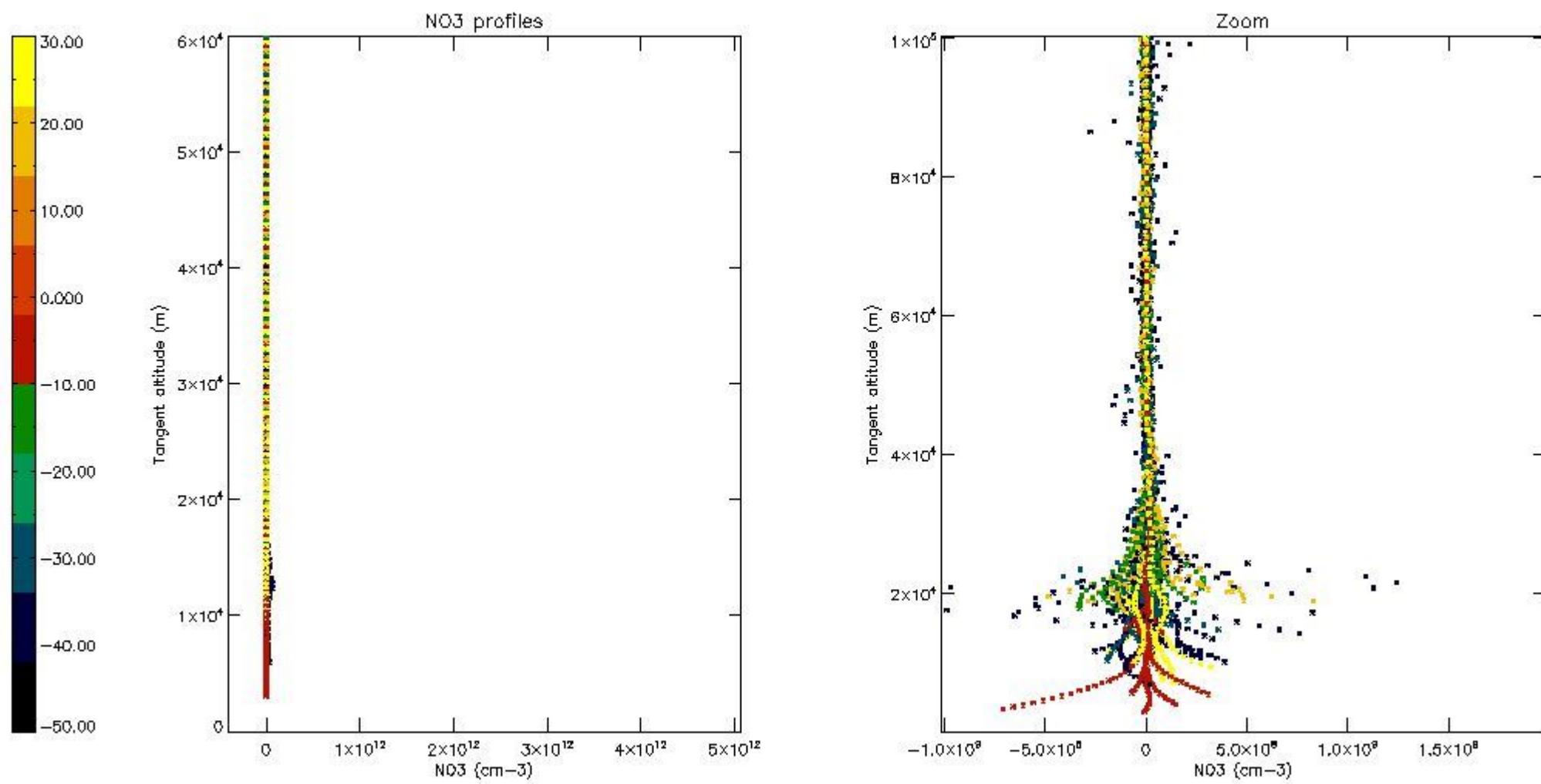
5.6 Plot NO₂ profiles for all STD (dark without errors)

The colorbar represents the latitude.



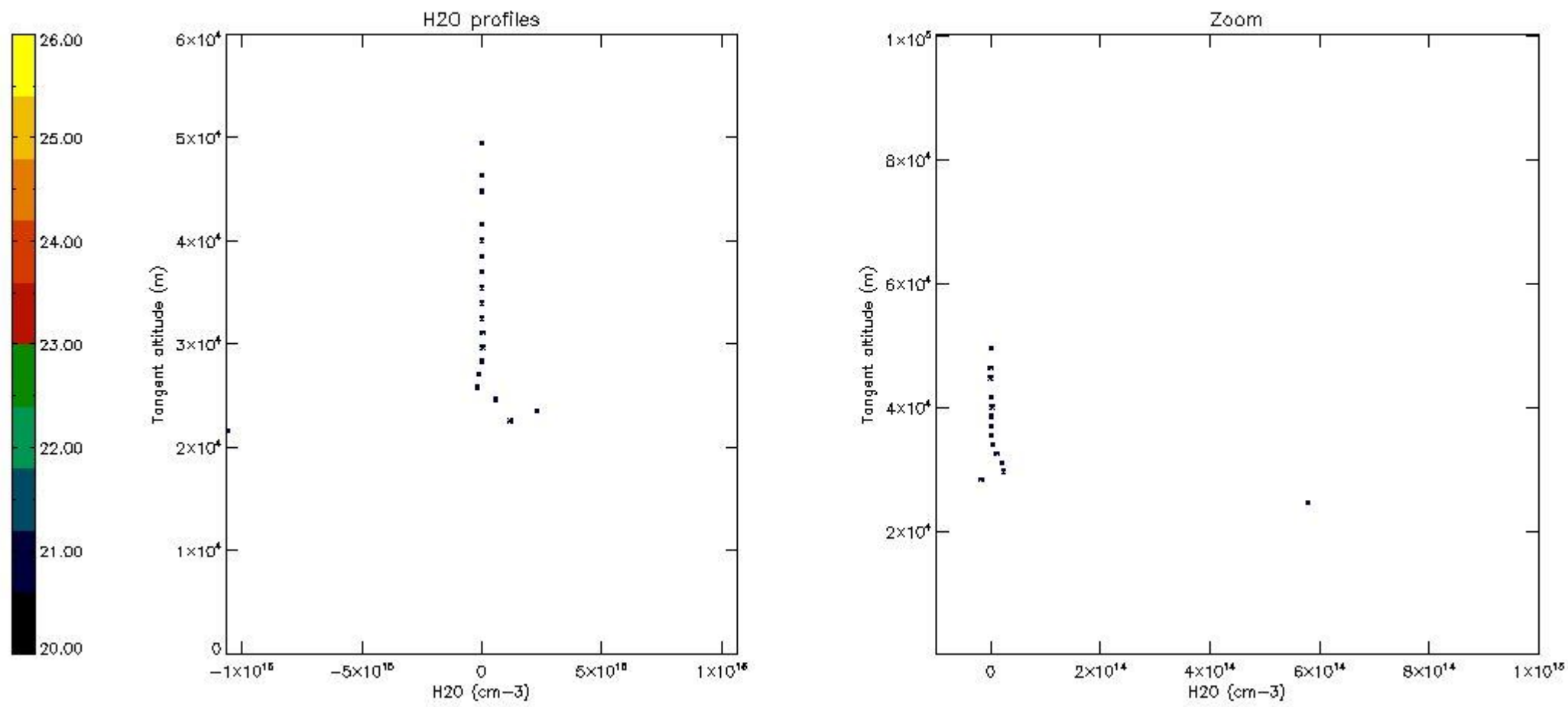
5.7 Plot NO3 profiles for all STD (dark without errors)

The colorbar represents the latitude.



5.8 Plot H2O profiles for all STD (only for occultations of stars 1,2,3,4,13,14,16,26,63 dark without errors)

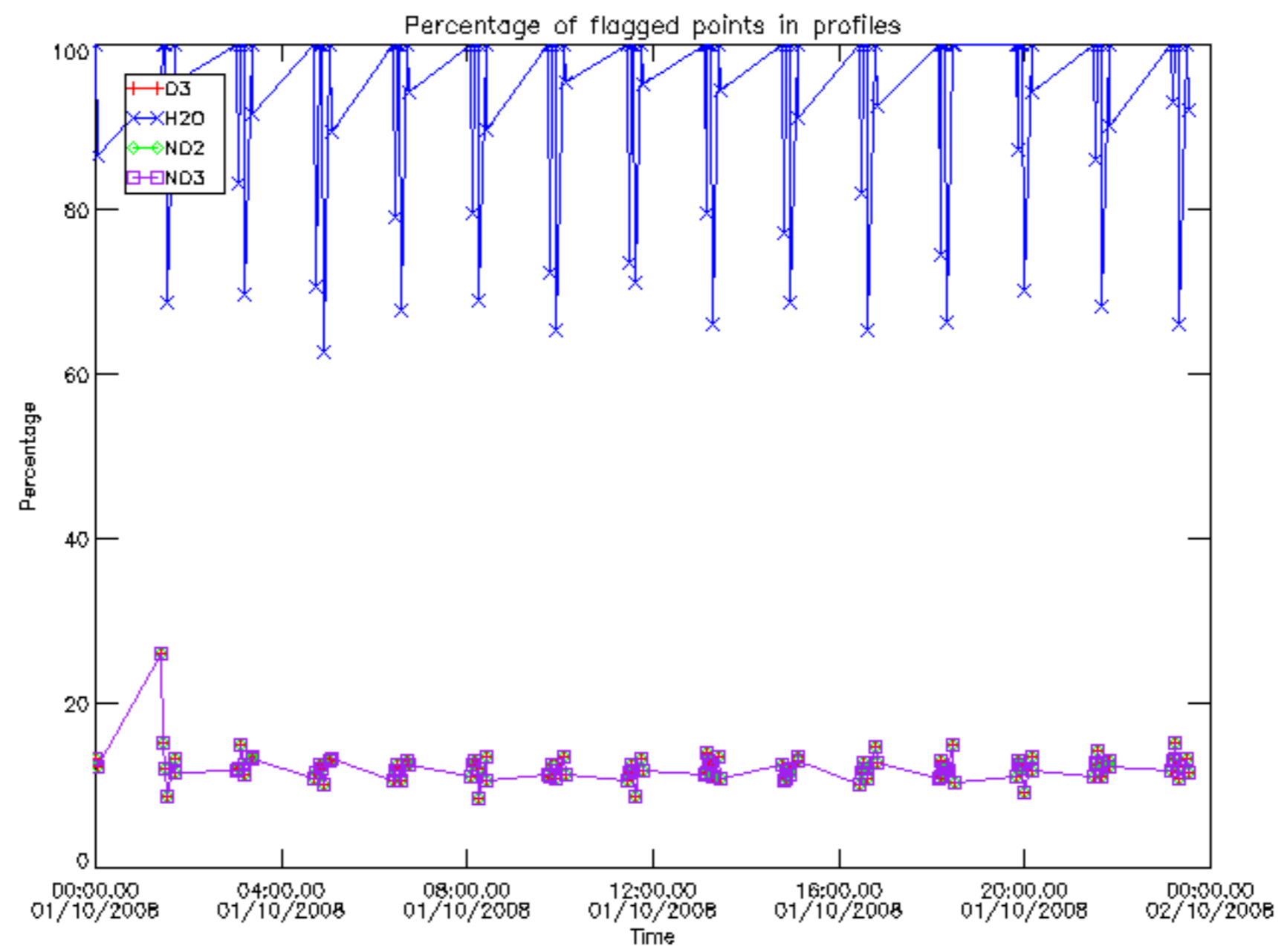
The colorbar represents the latitude.



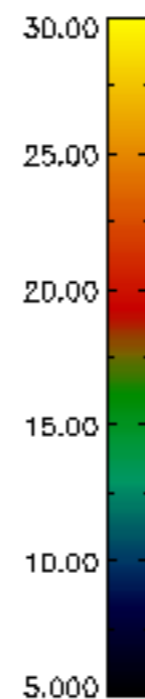
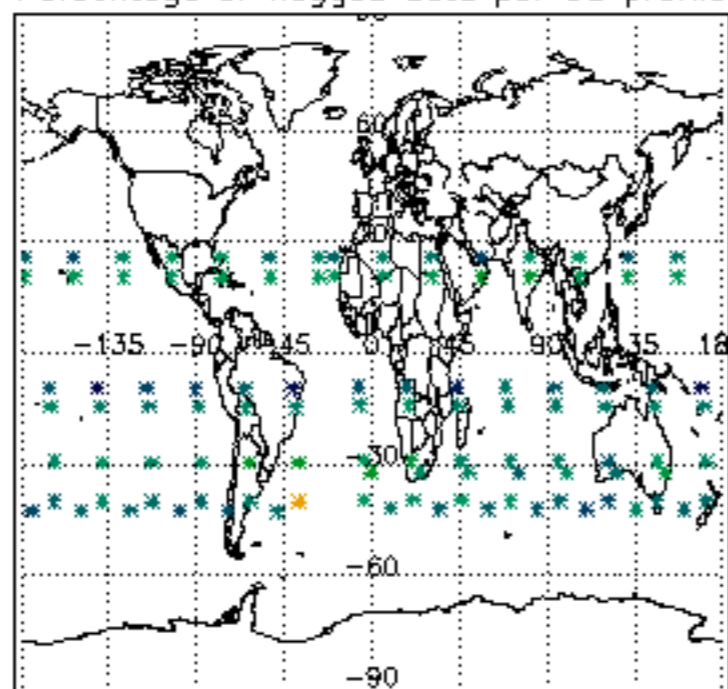
6. Auxiliary Data Files used for the production reported in section 2

The number reported in the third column indicates since which file (see list in section 2) the corresponding auxiliary file has been used. The fourth column is the date of those product files.

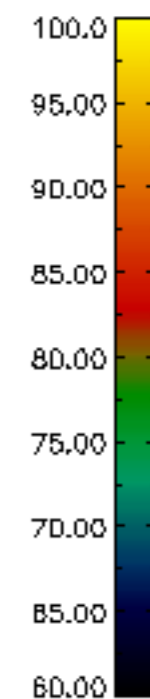
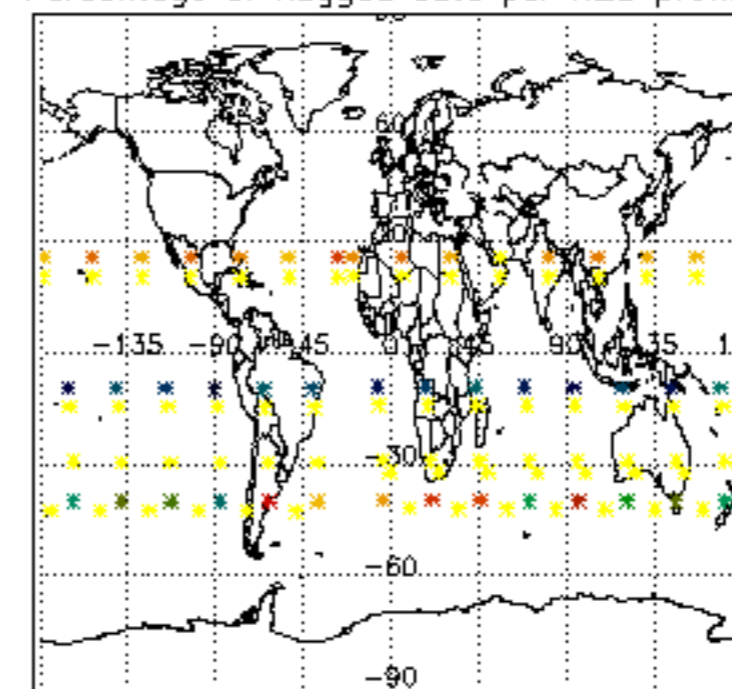
Type	Auxiliary Filename	Used since product	Used since product date
INST_PHYS_CHARACTERISTICS	GOM_INS_AXVIEC20091111_143220_20030716_120000_20500101_000000	1	01-OCT-2008 00:00:56
LEVEL-2_PROC_CONFIG	GOM_PR2_AXVIEC20091111_152718_20020301_000000_20500101_000000	1	01-OCT-2008 00:00:56
CROSS_SECTIONS_FILE	GOM_CRS_AXVIEC20091111_154832_20020301_000000_20500101_000000	1	01-OCT-2008 00:00:56



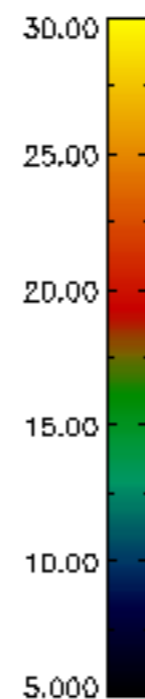
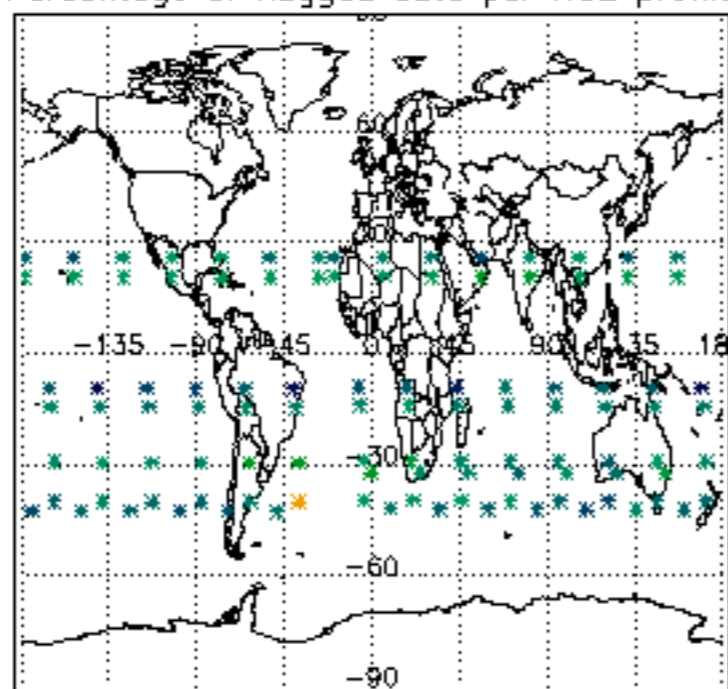
Percentage of flagged data per D3 profile



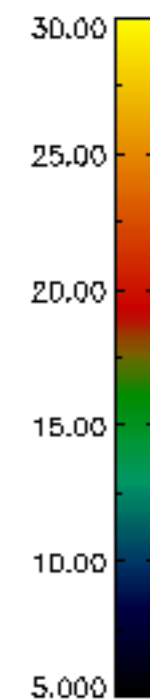
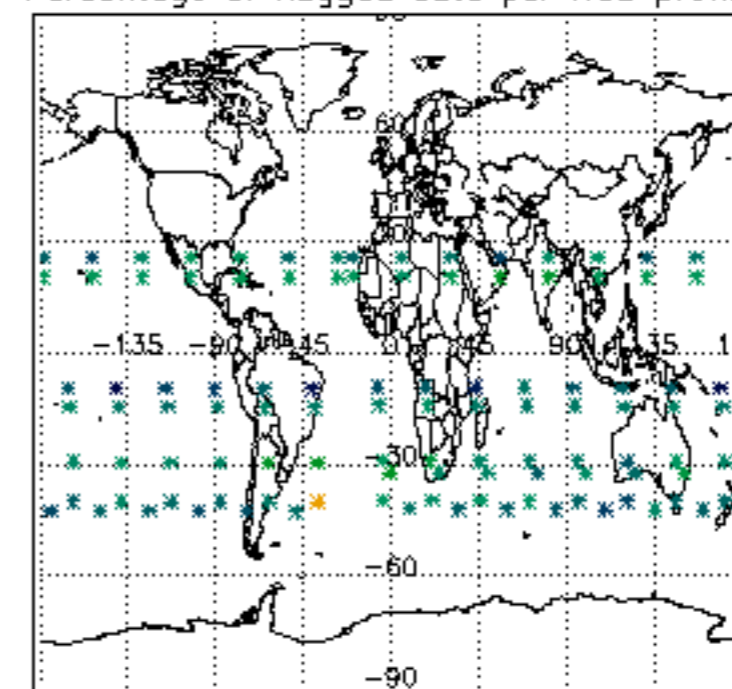
Percentage of flagged data per H2O profile

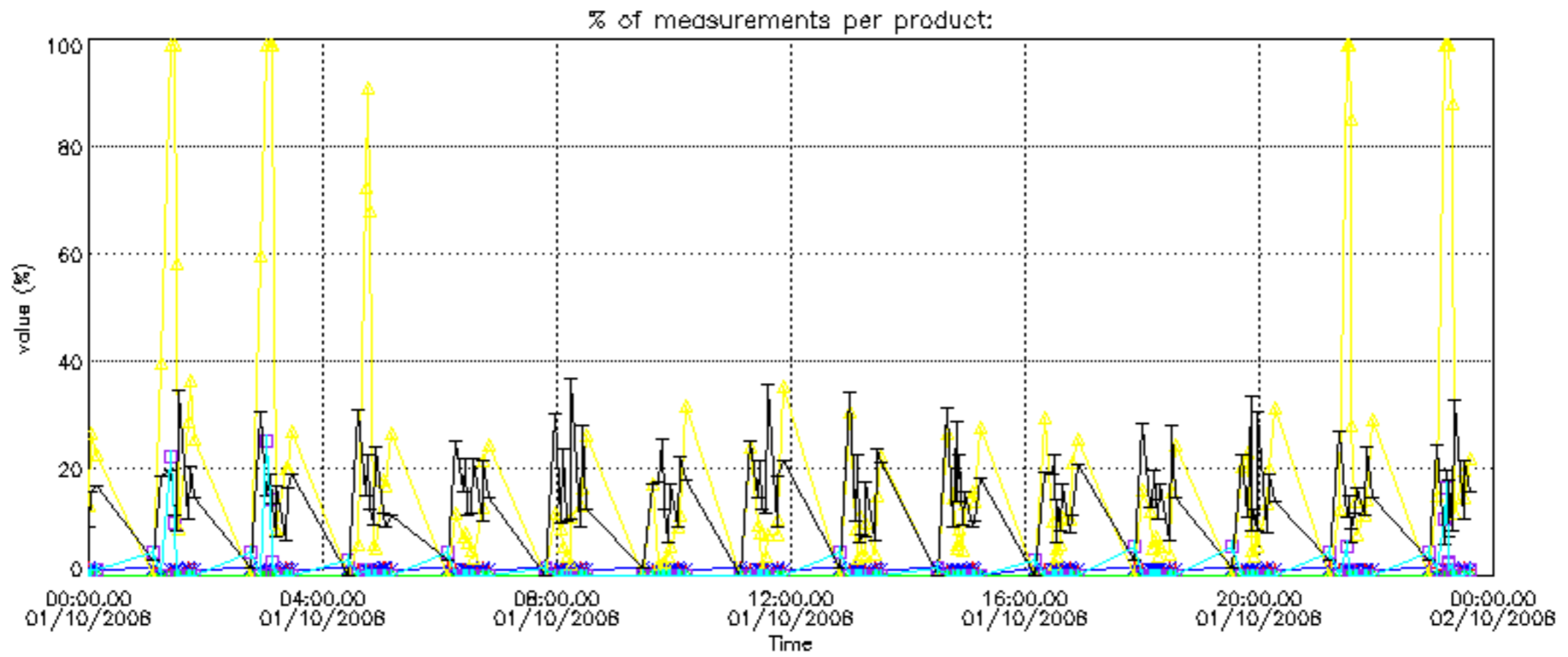


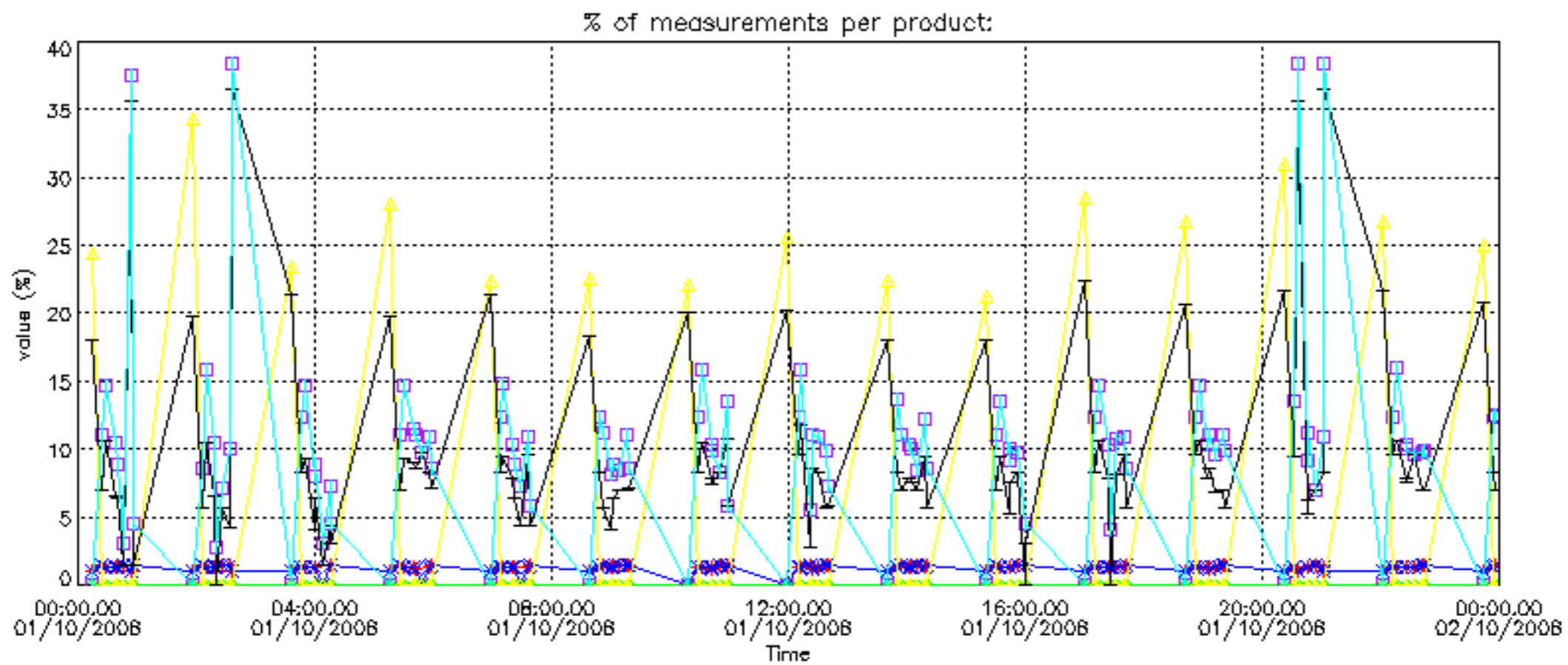
Percentage of flagged data per NO2 profile



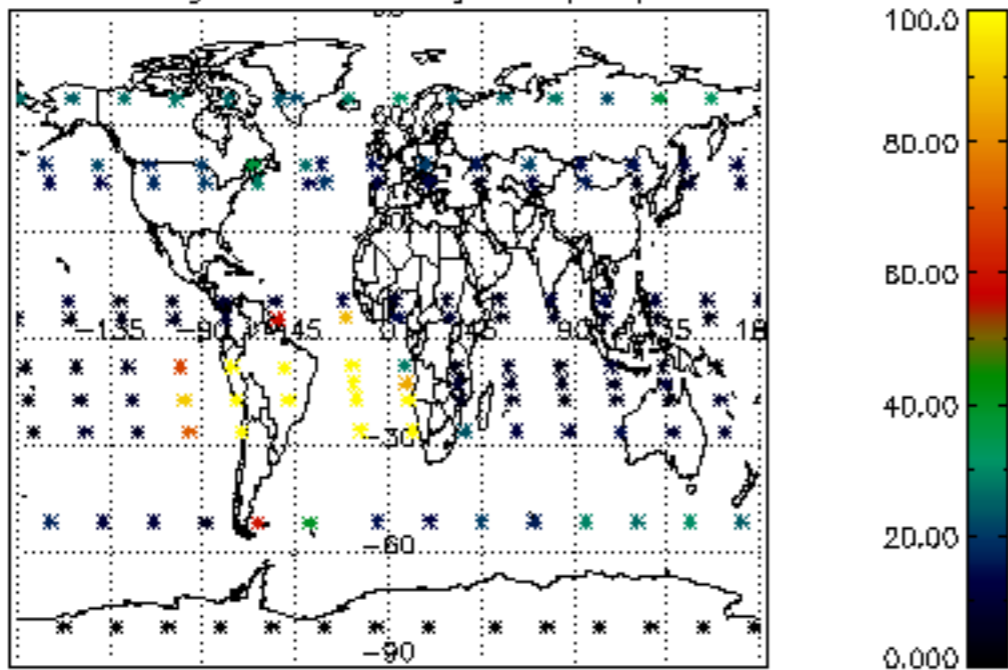
Percentage of flagged data per NO3 profile



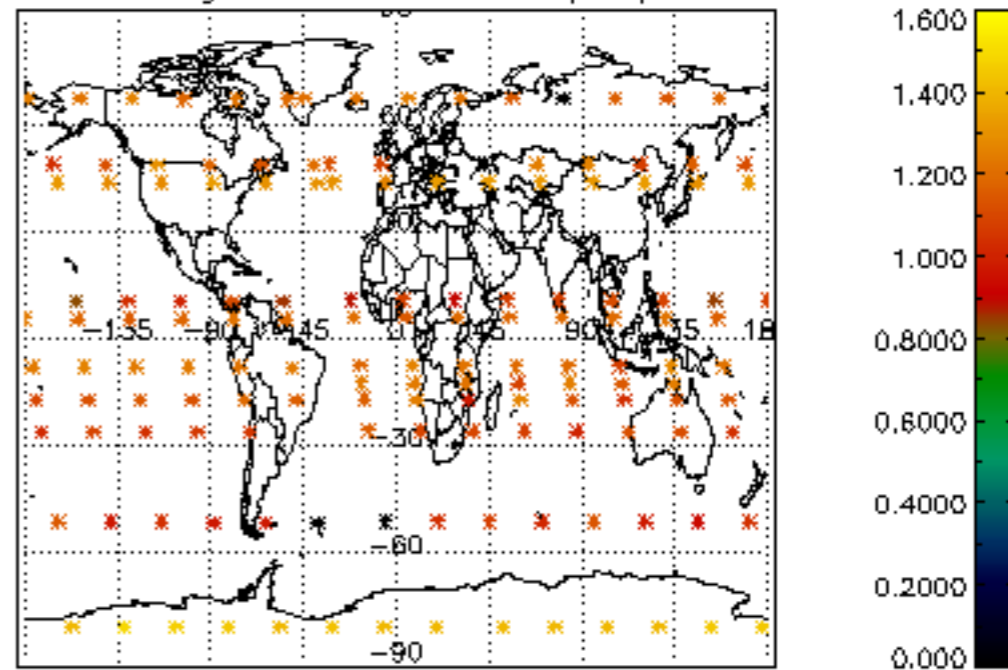




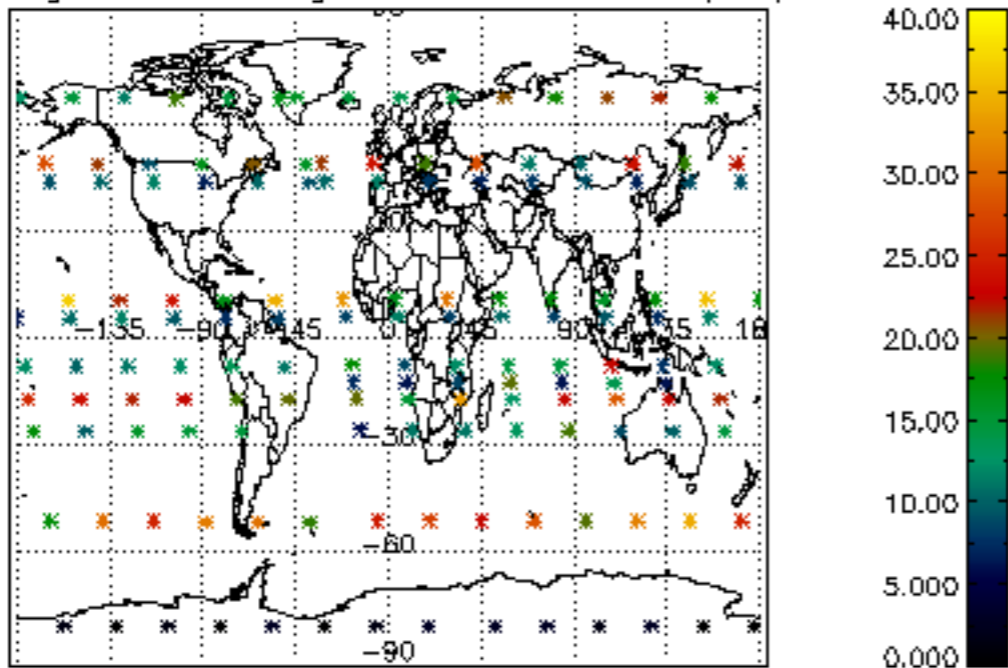
Percentage of cosmic ray hits per profile



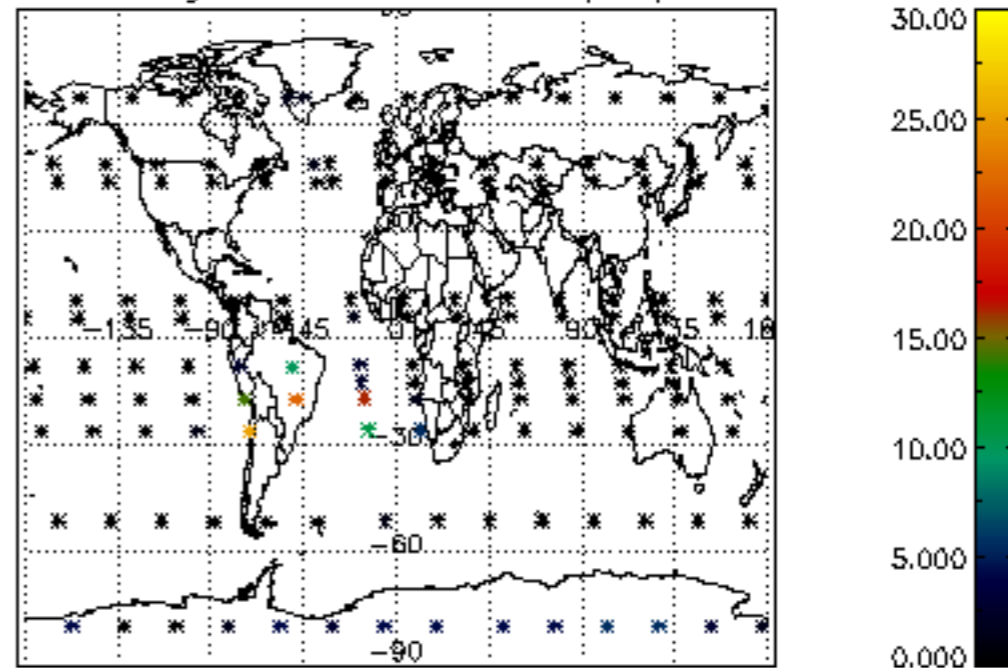
Percentage of datation errors per profile



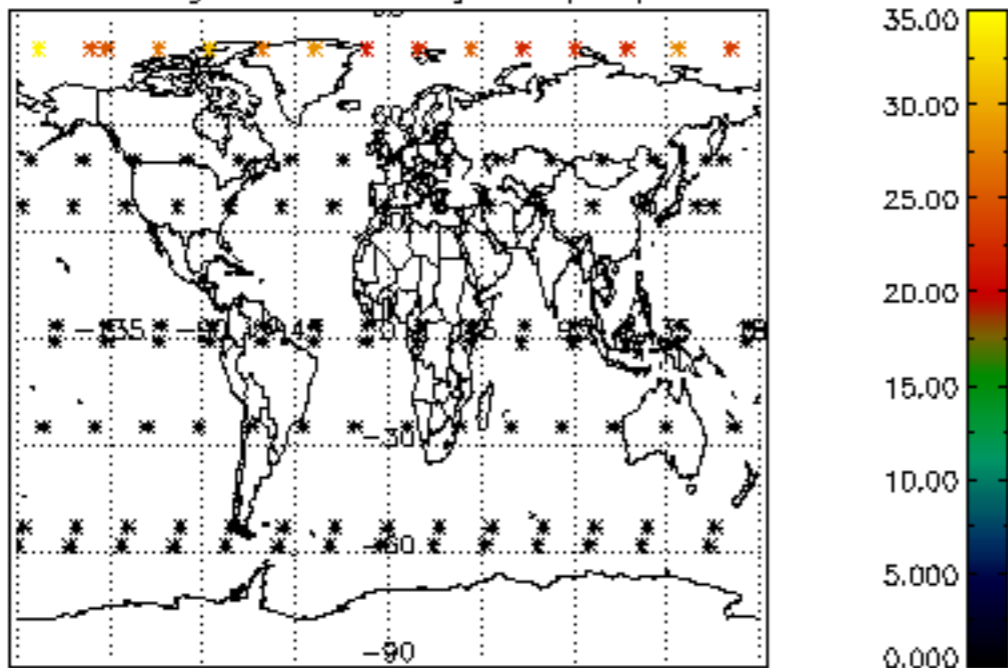
Percentage of star falling outside central band per profile



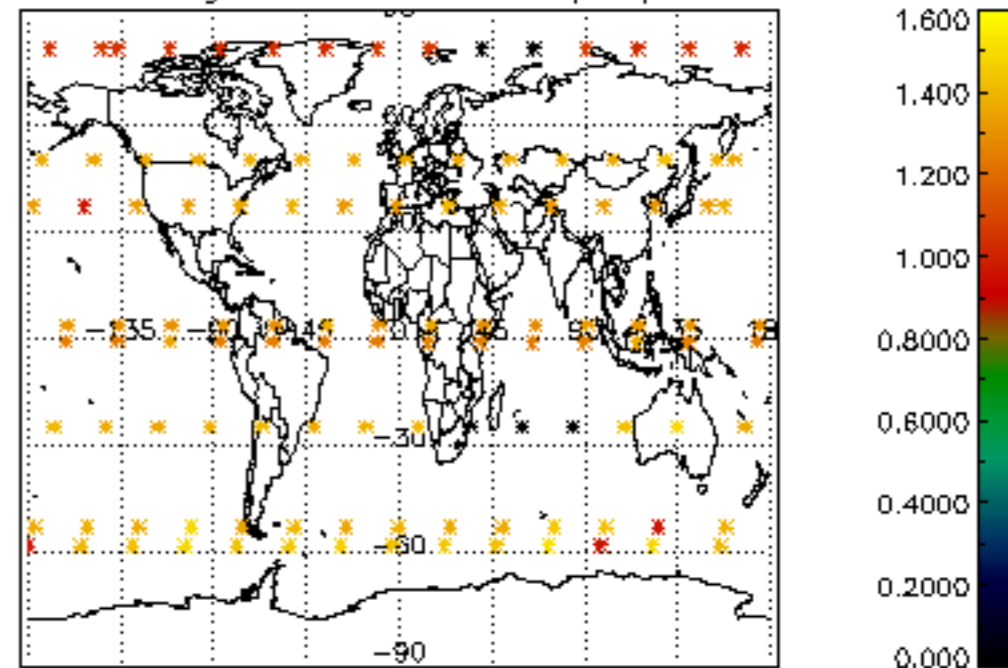
Percentage of saturation errors per profile



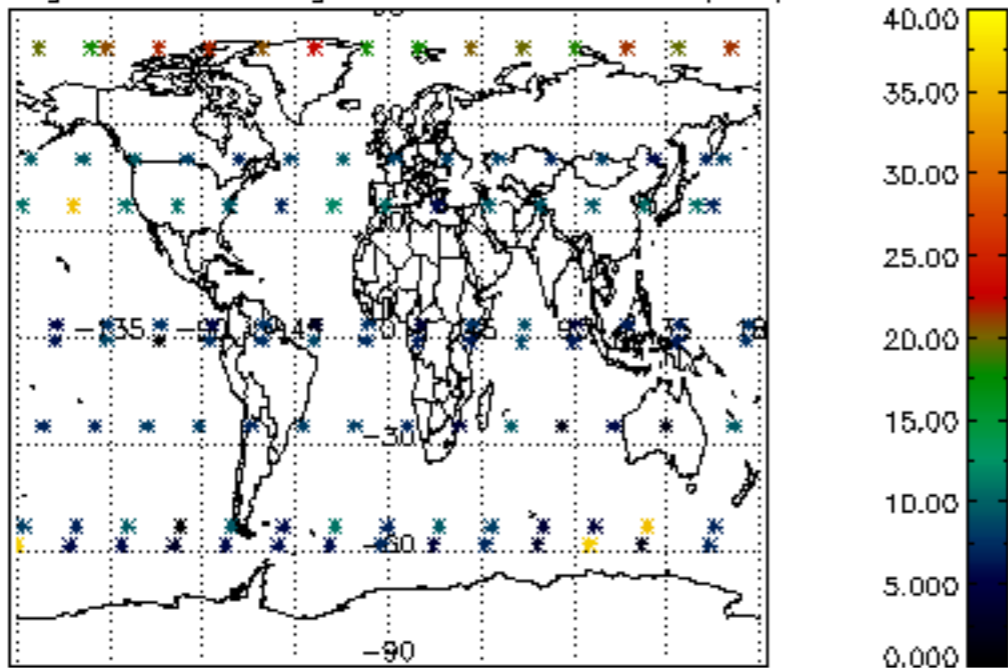
Percentage of cosmic ray hits per profile



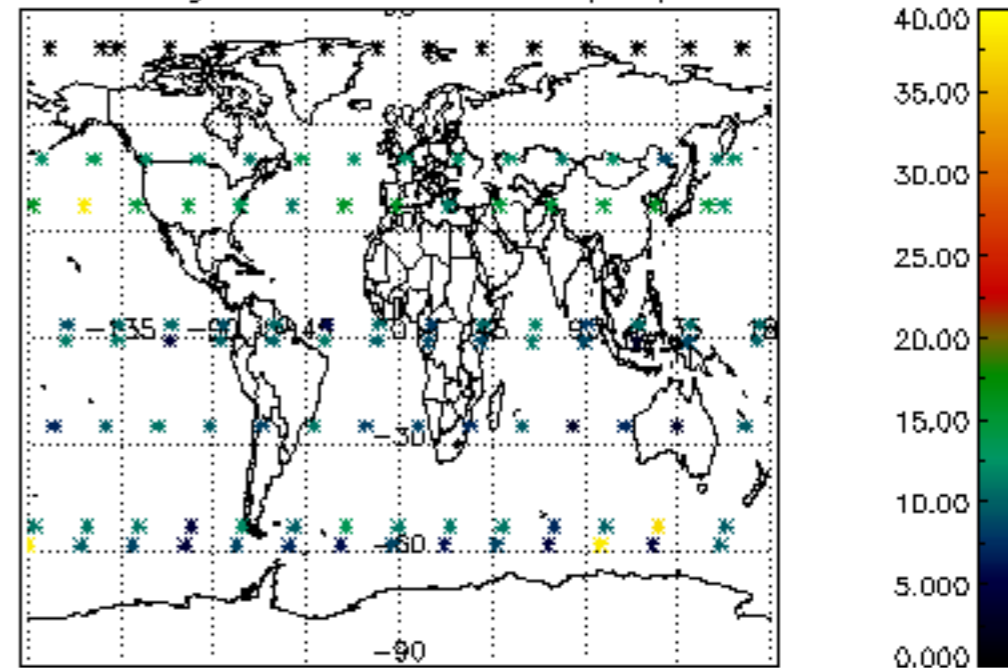
Percentage of datation errors per profile

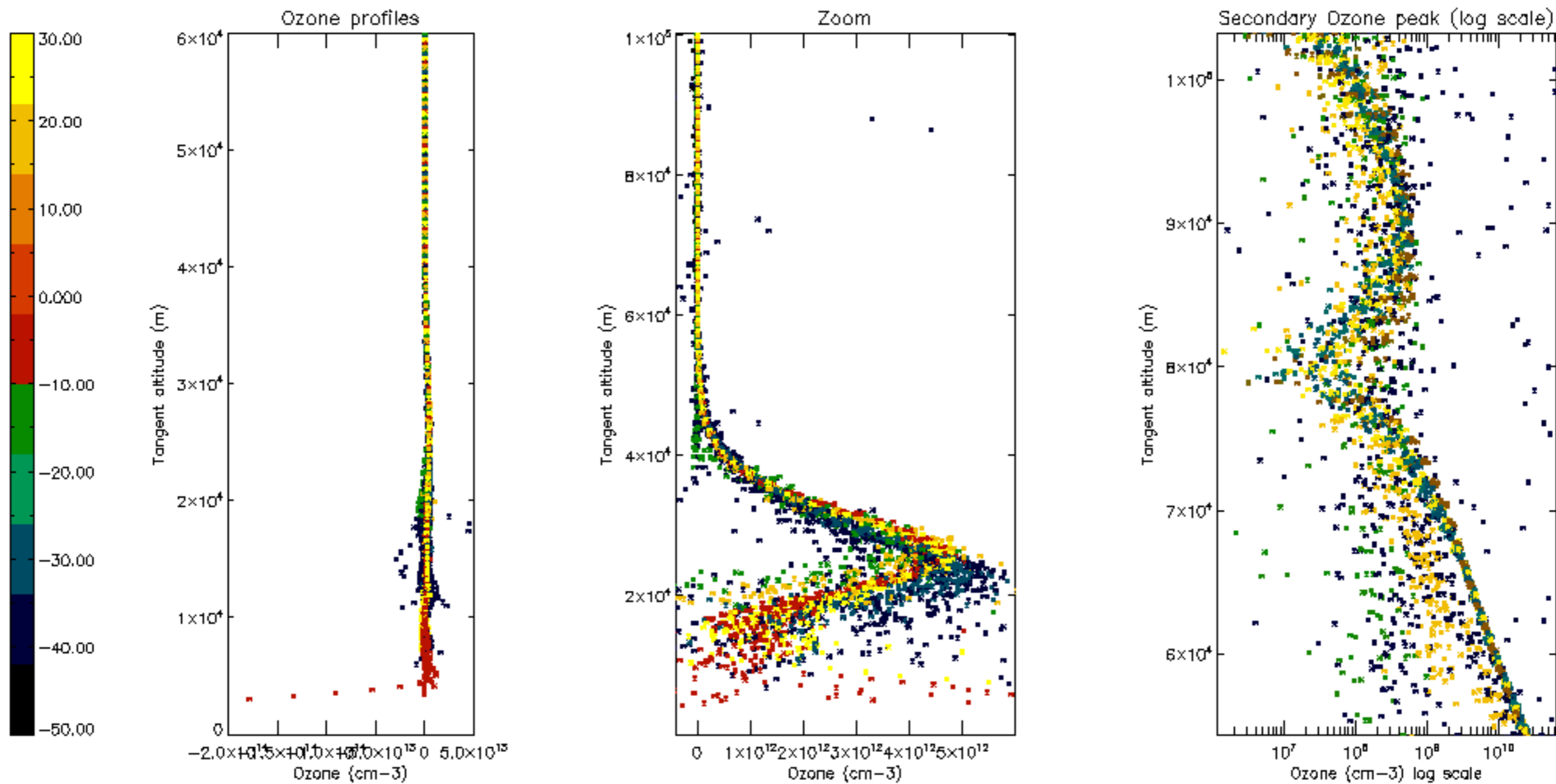


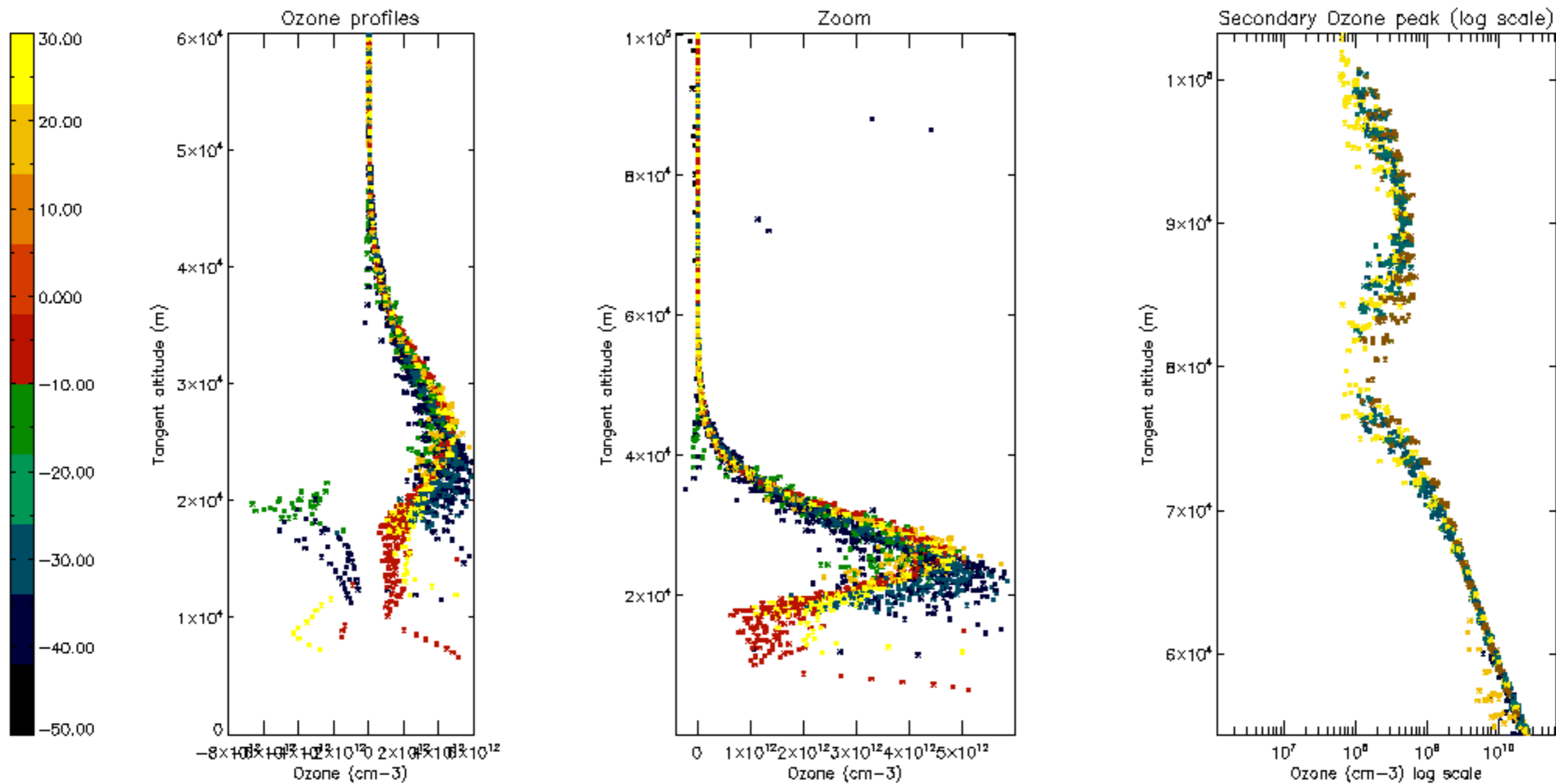
Percentage of star falling outside central band per profile

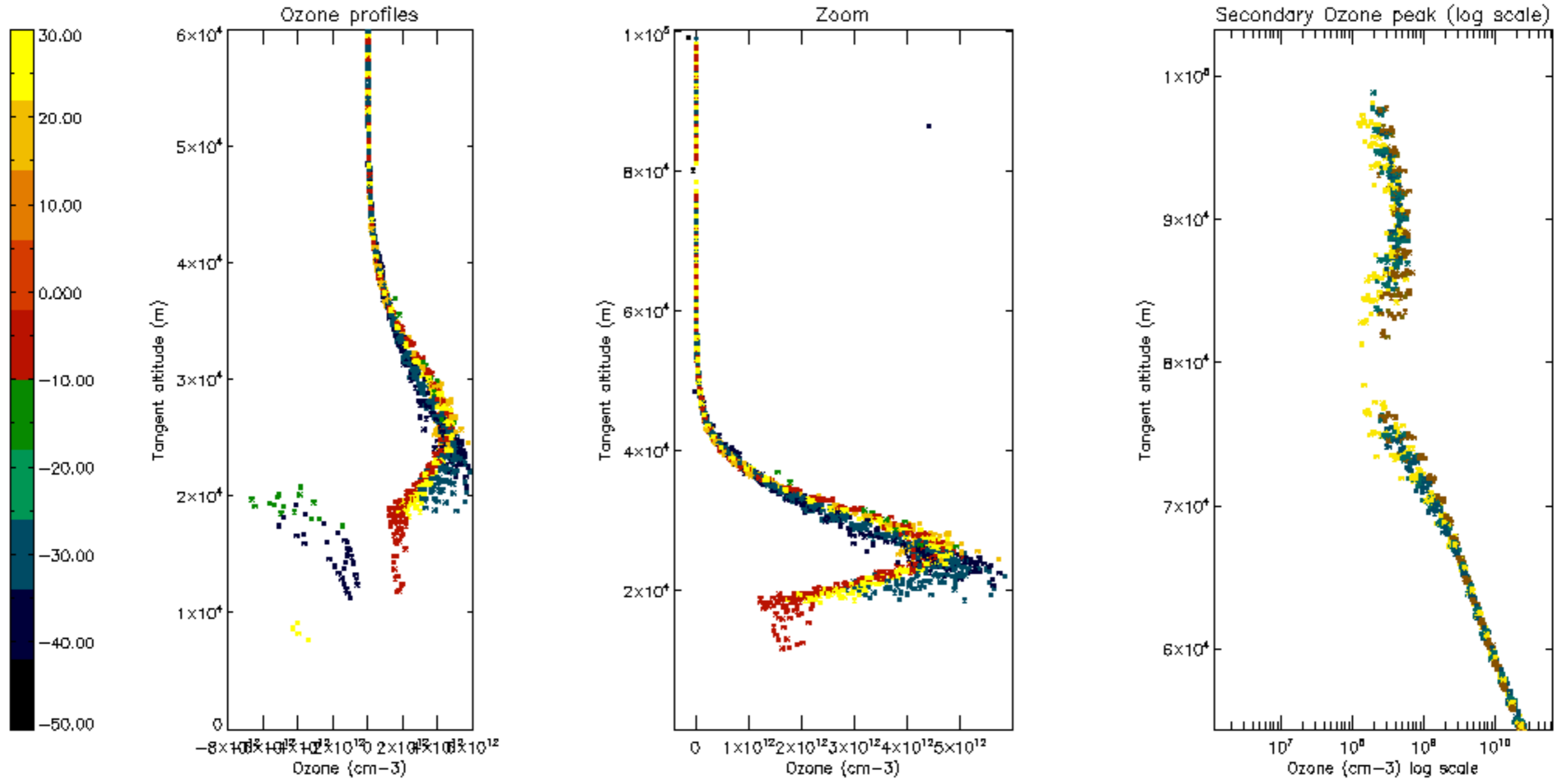


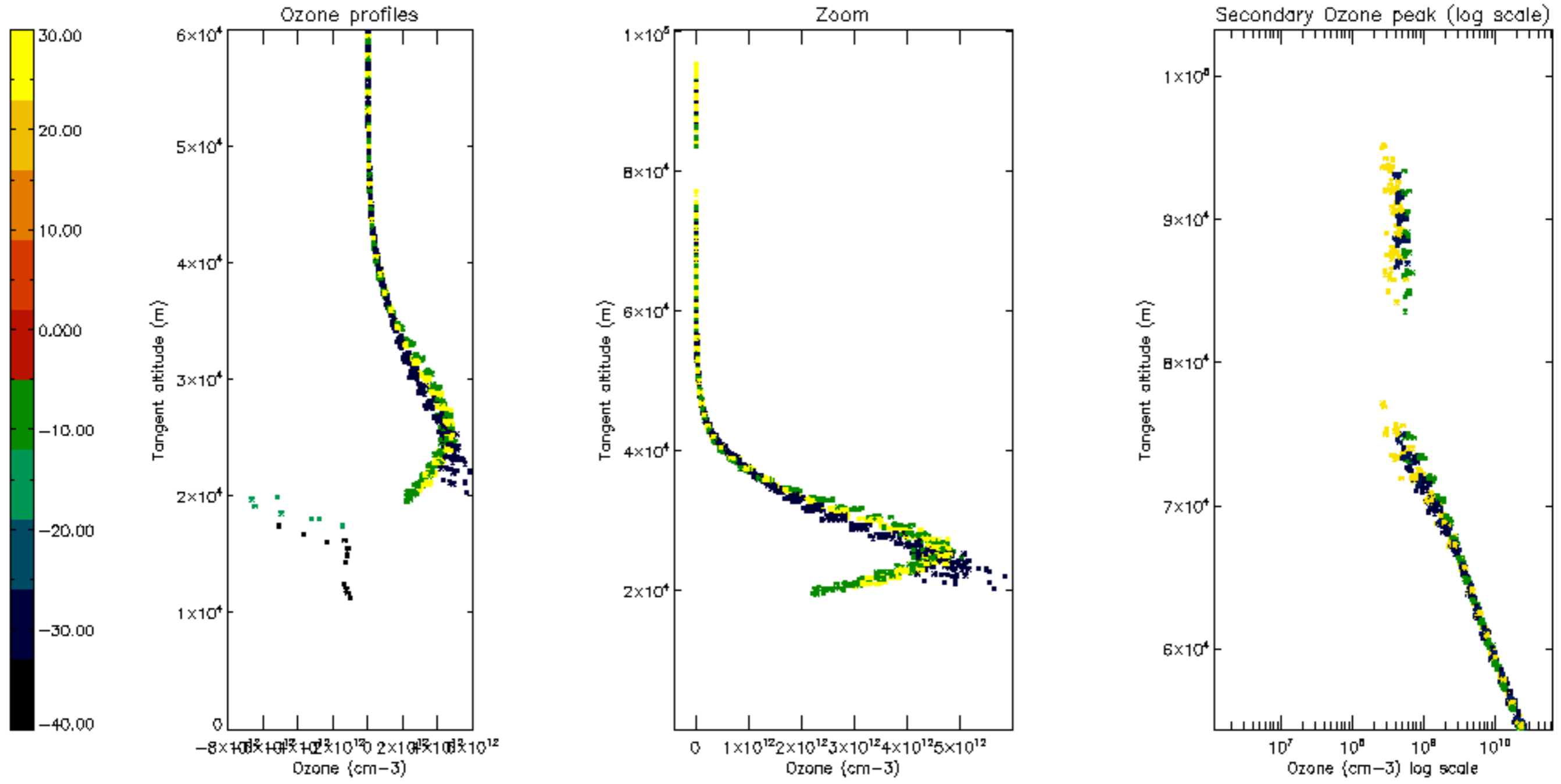
Percentage of saturation errors per profile

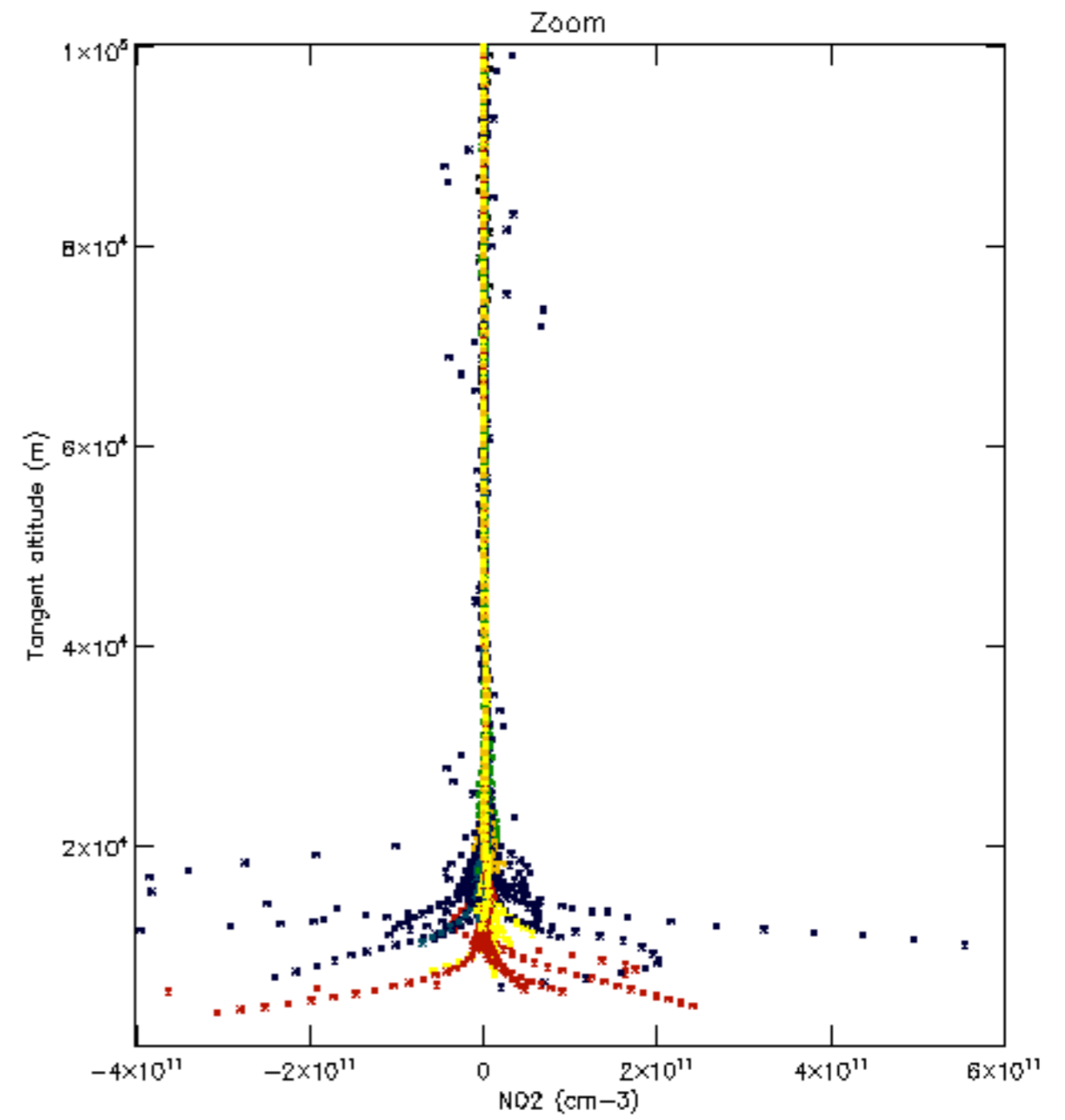
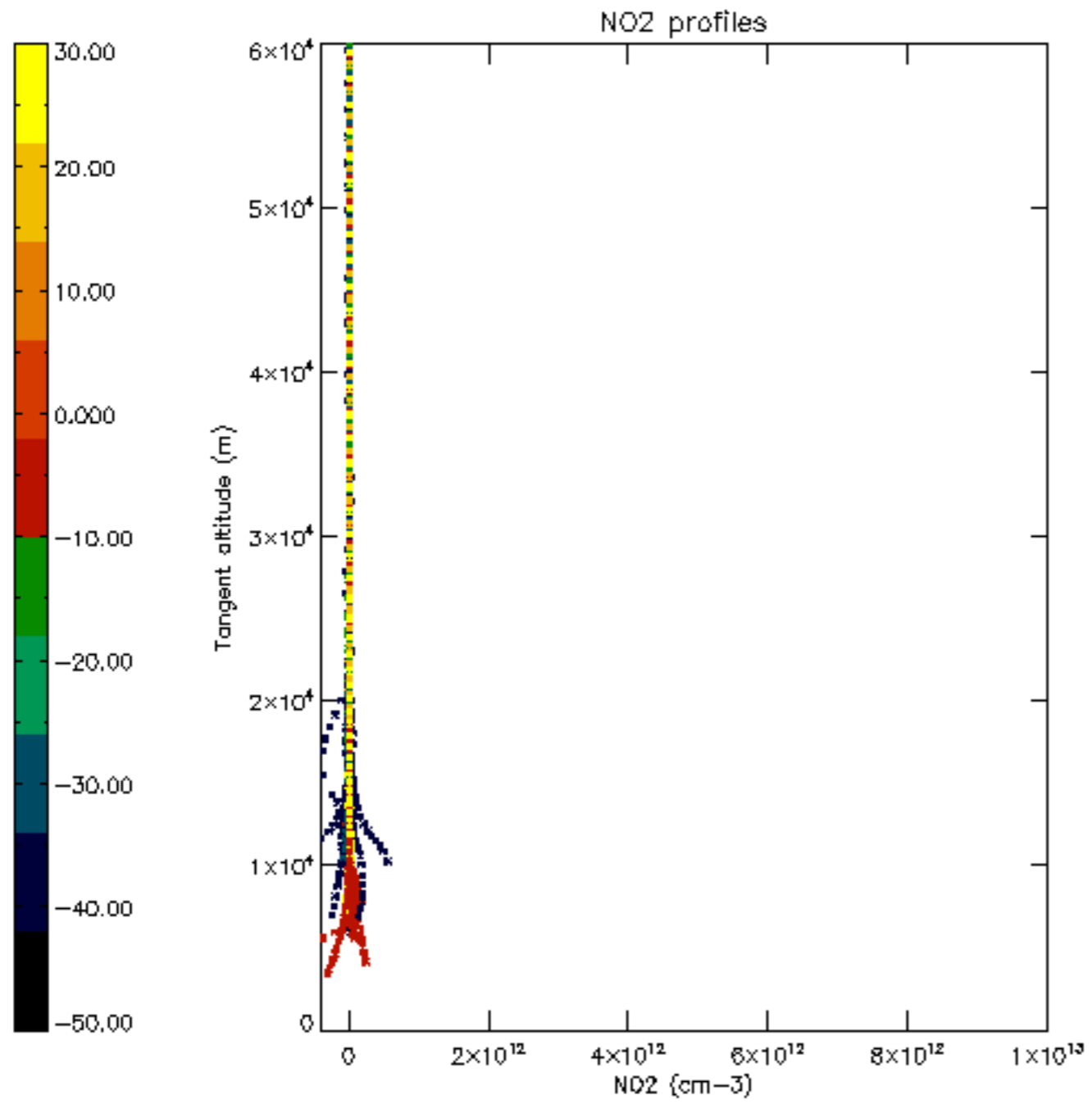


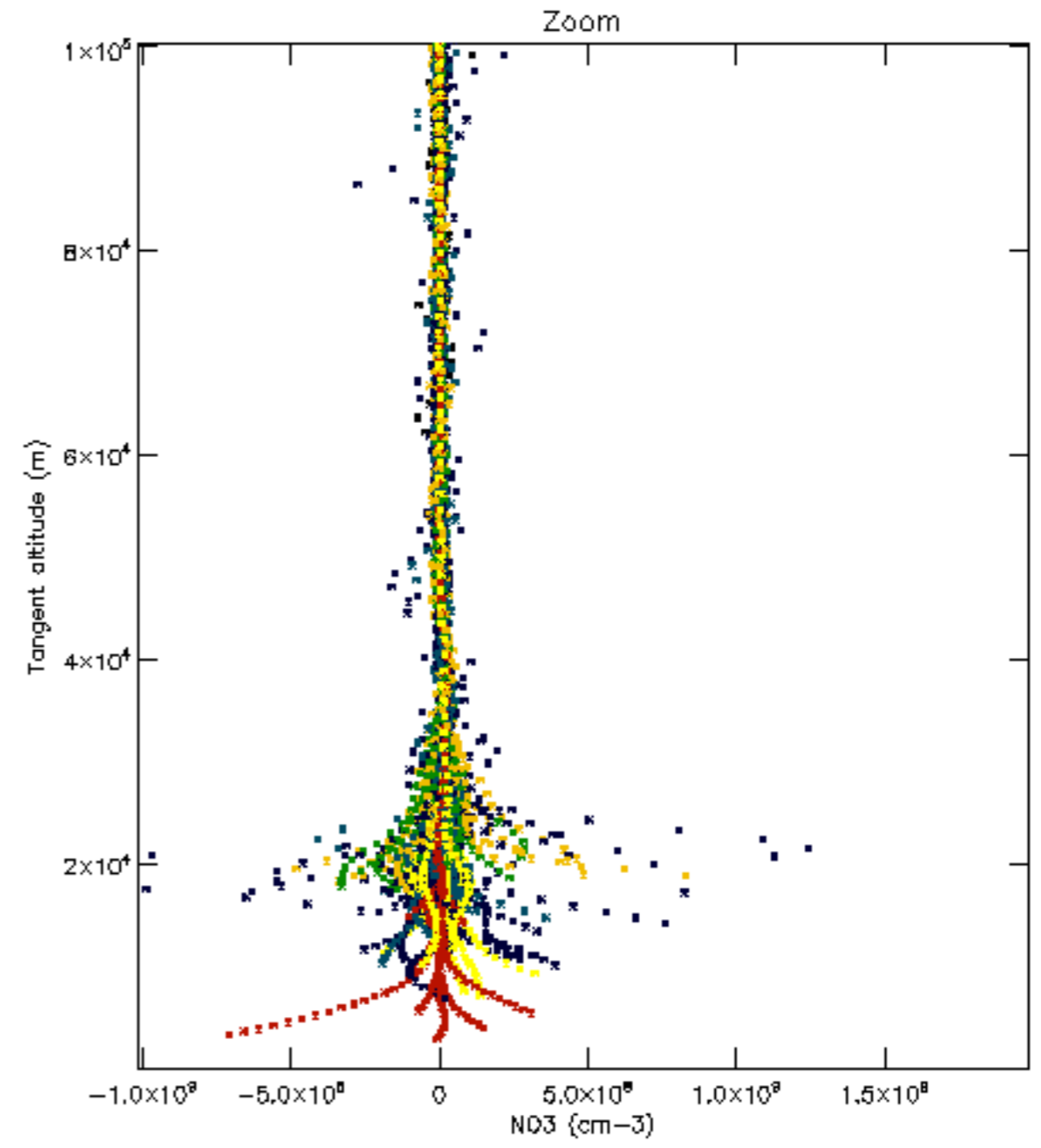
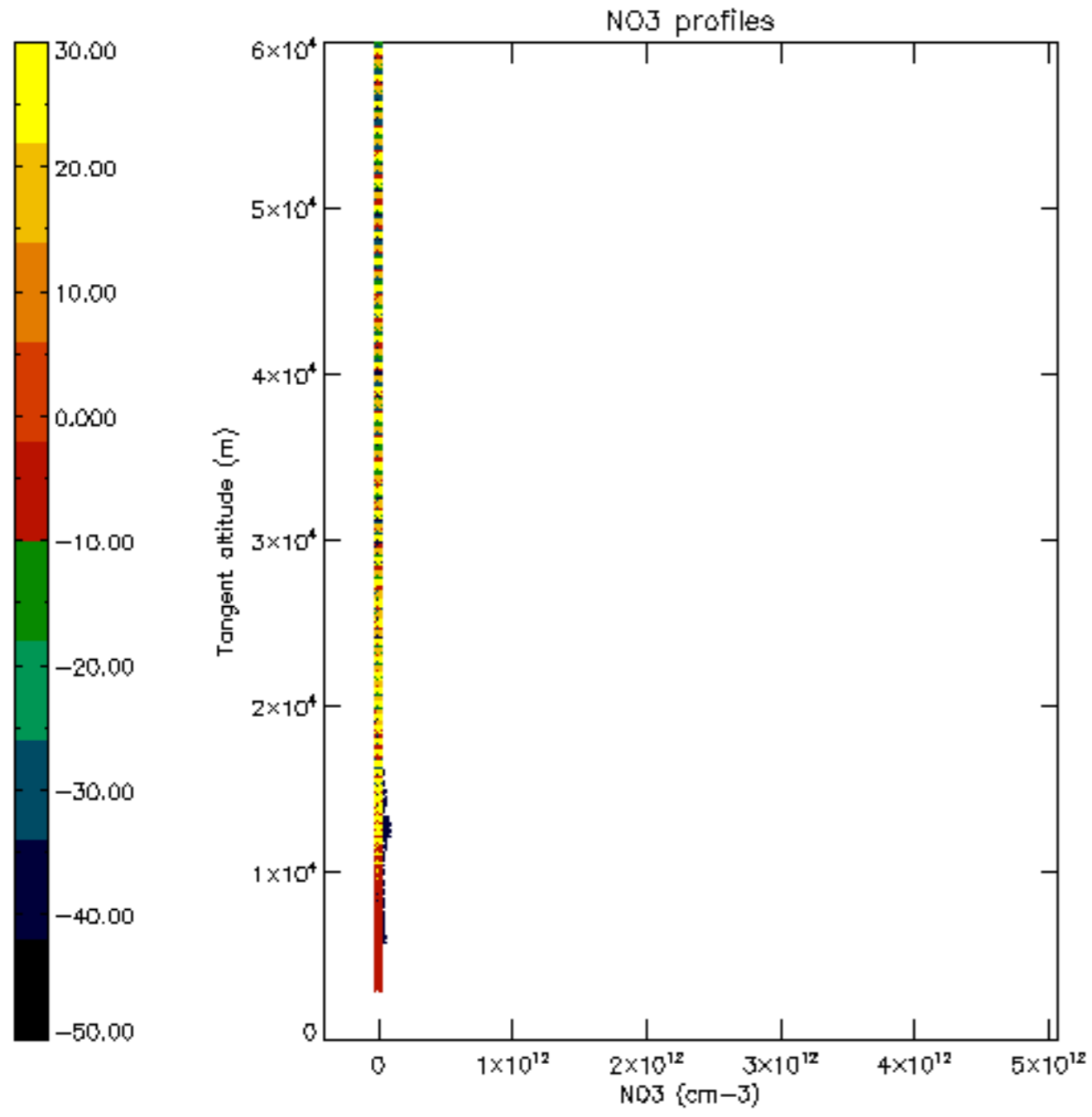


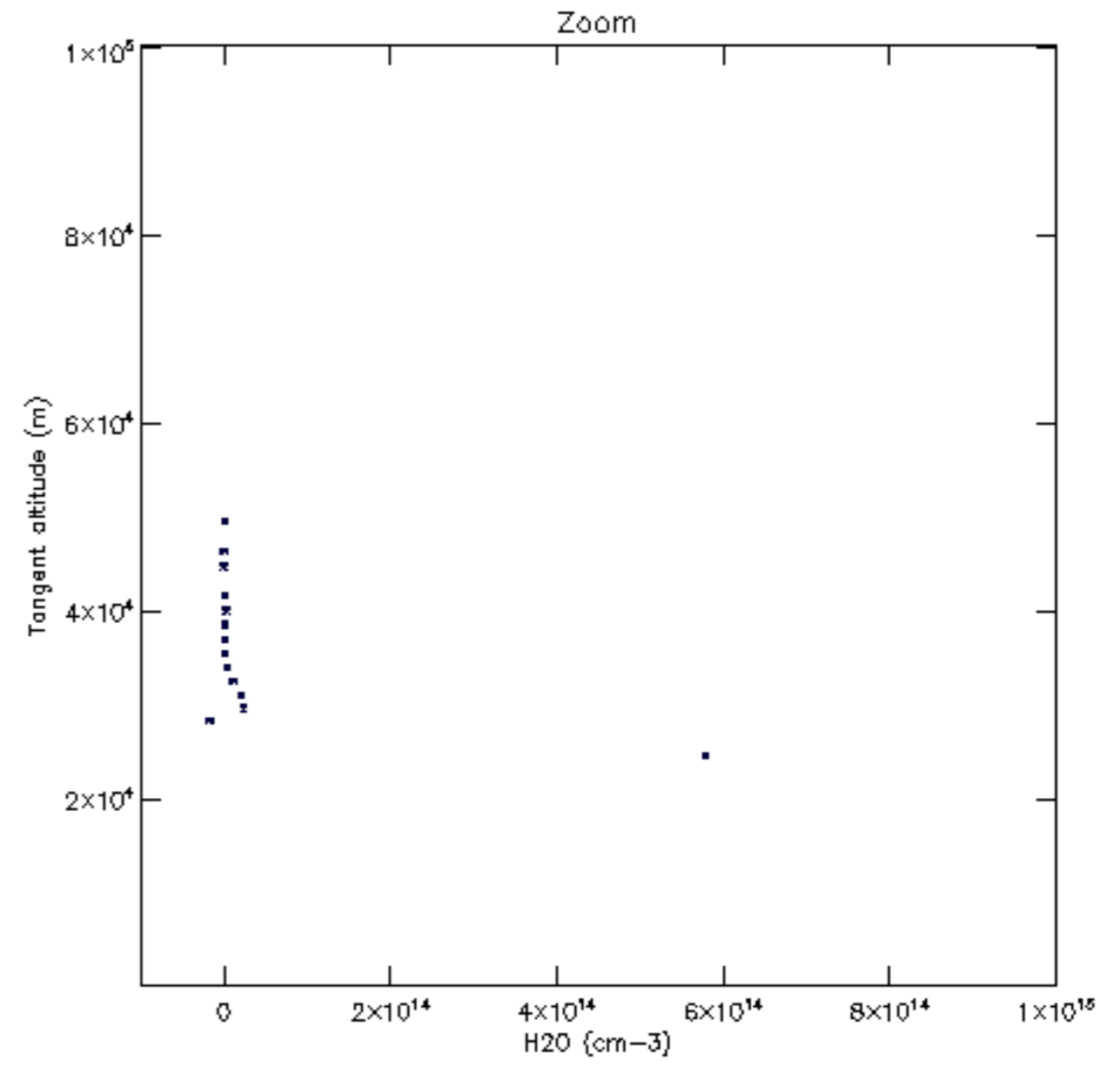
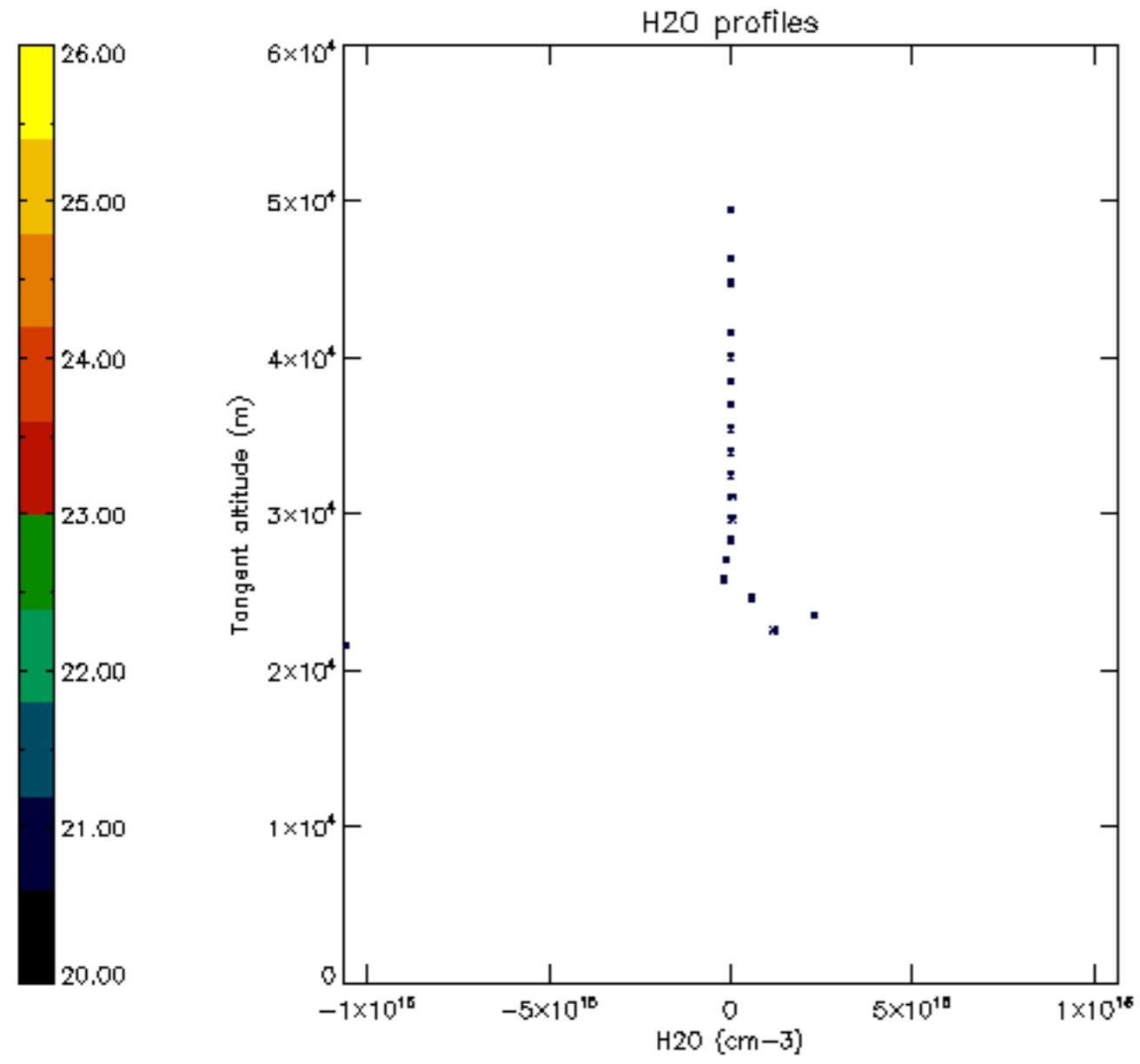


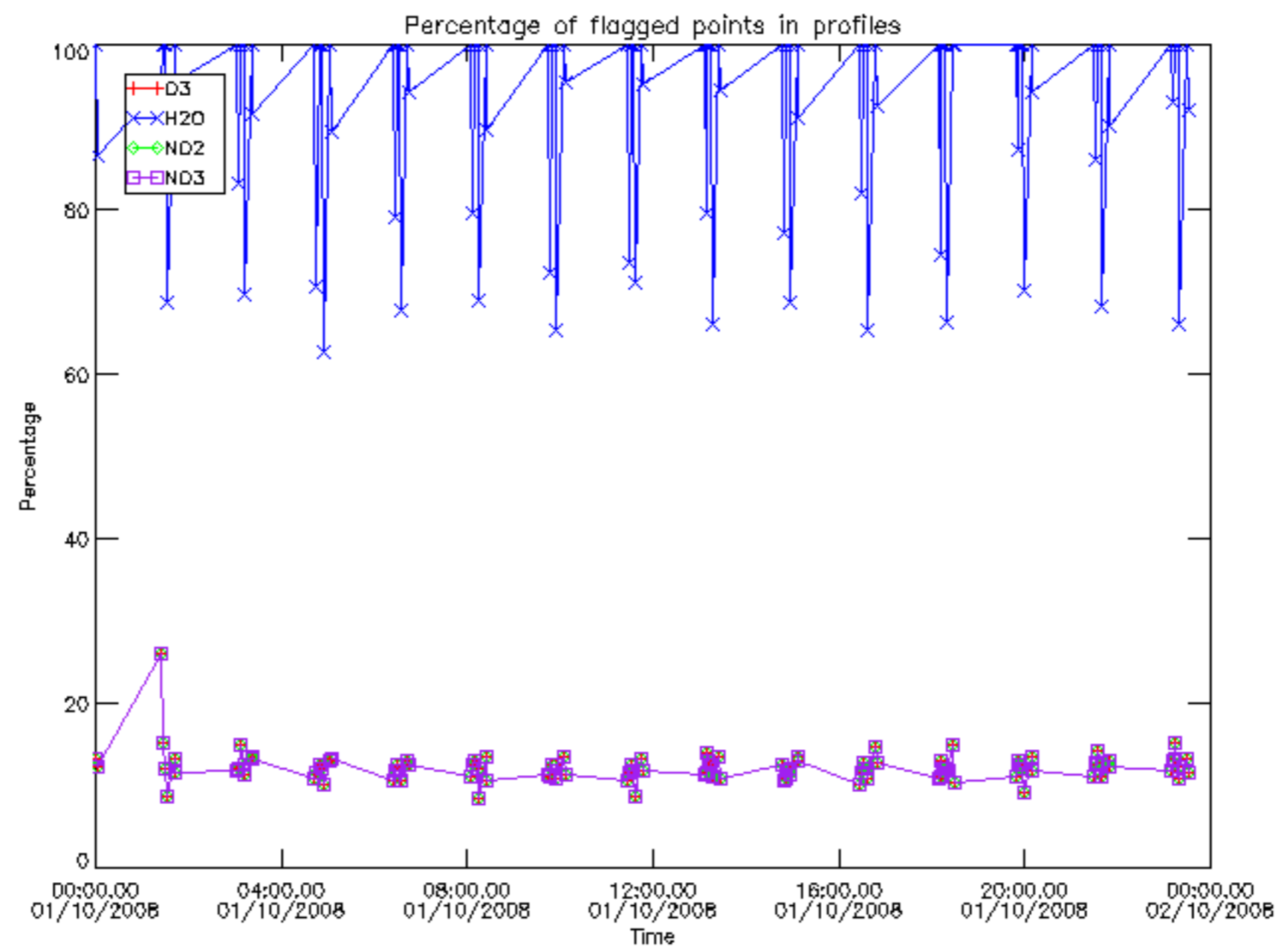




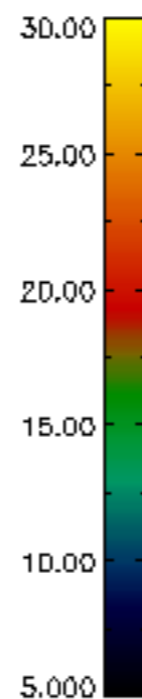
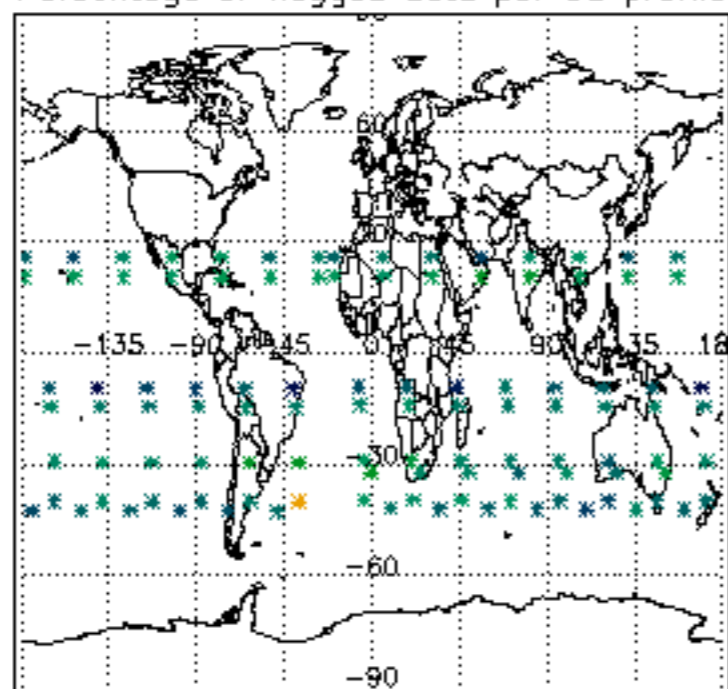




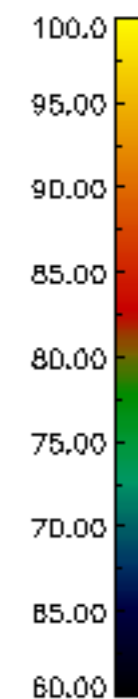
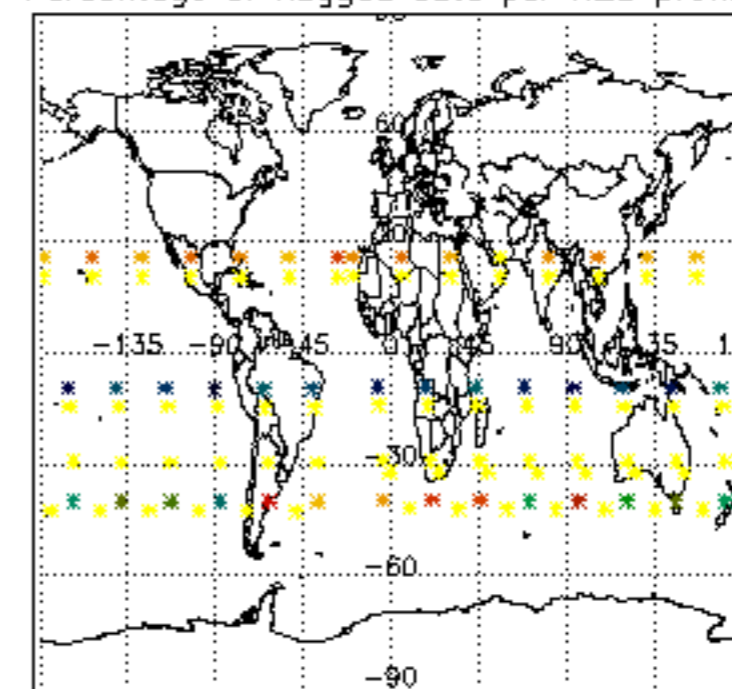




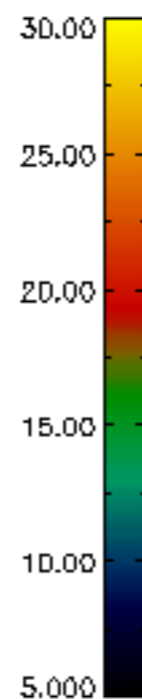
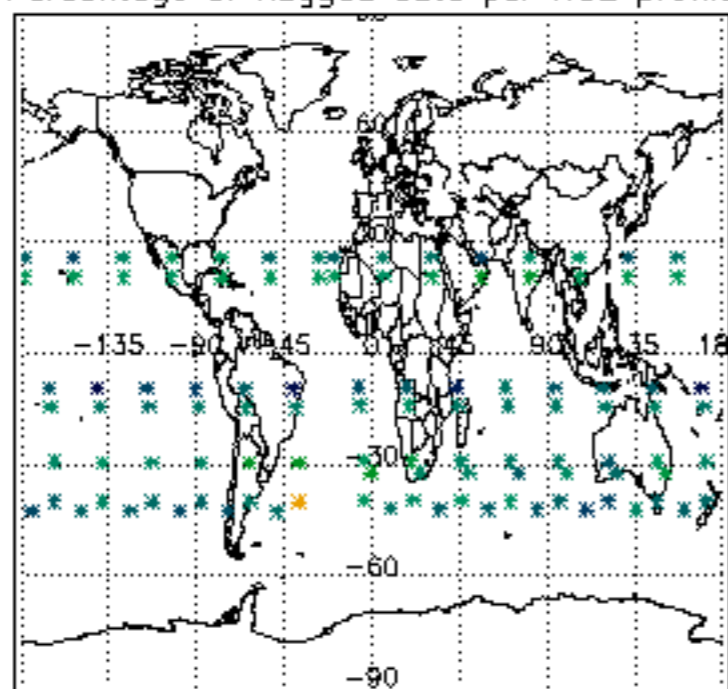
Percentage of flagged data per D3 profile



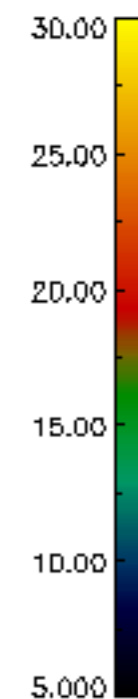
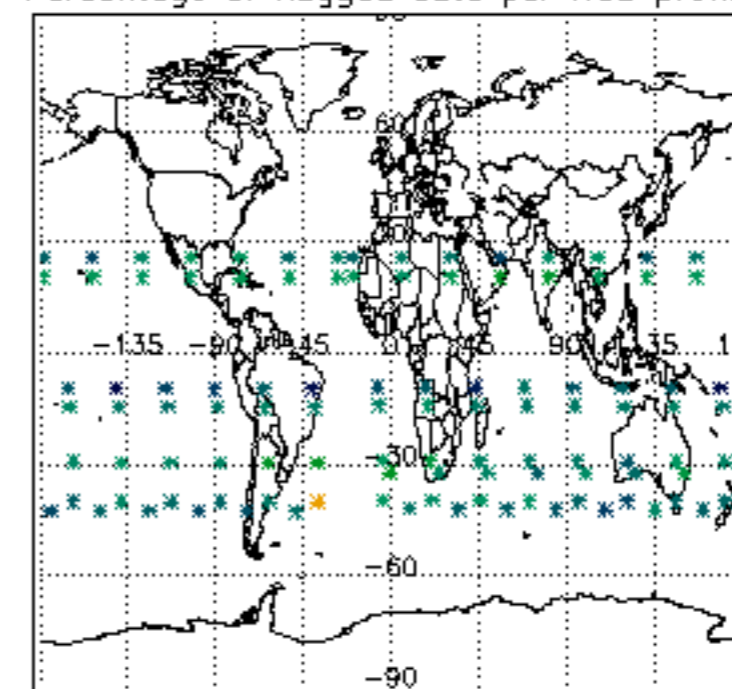
Percentage of flagged data per H2O profile

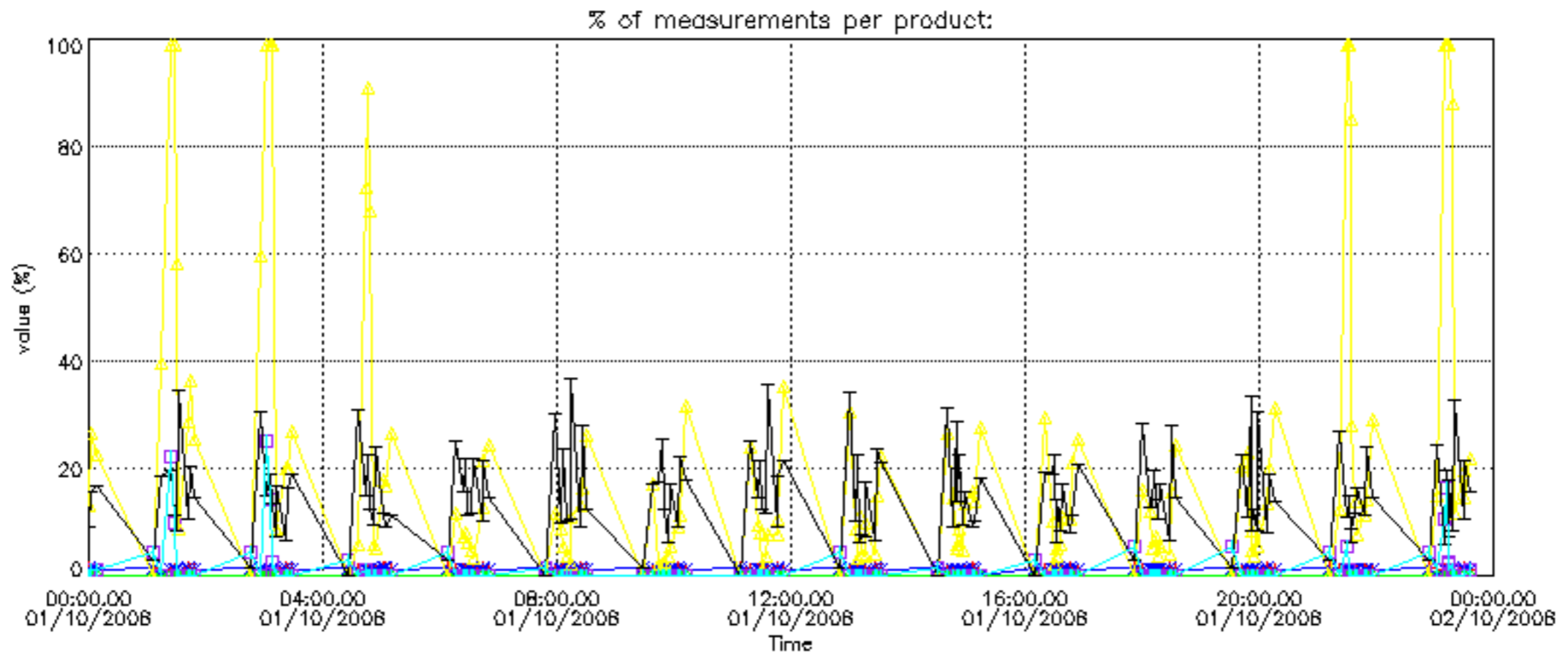


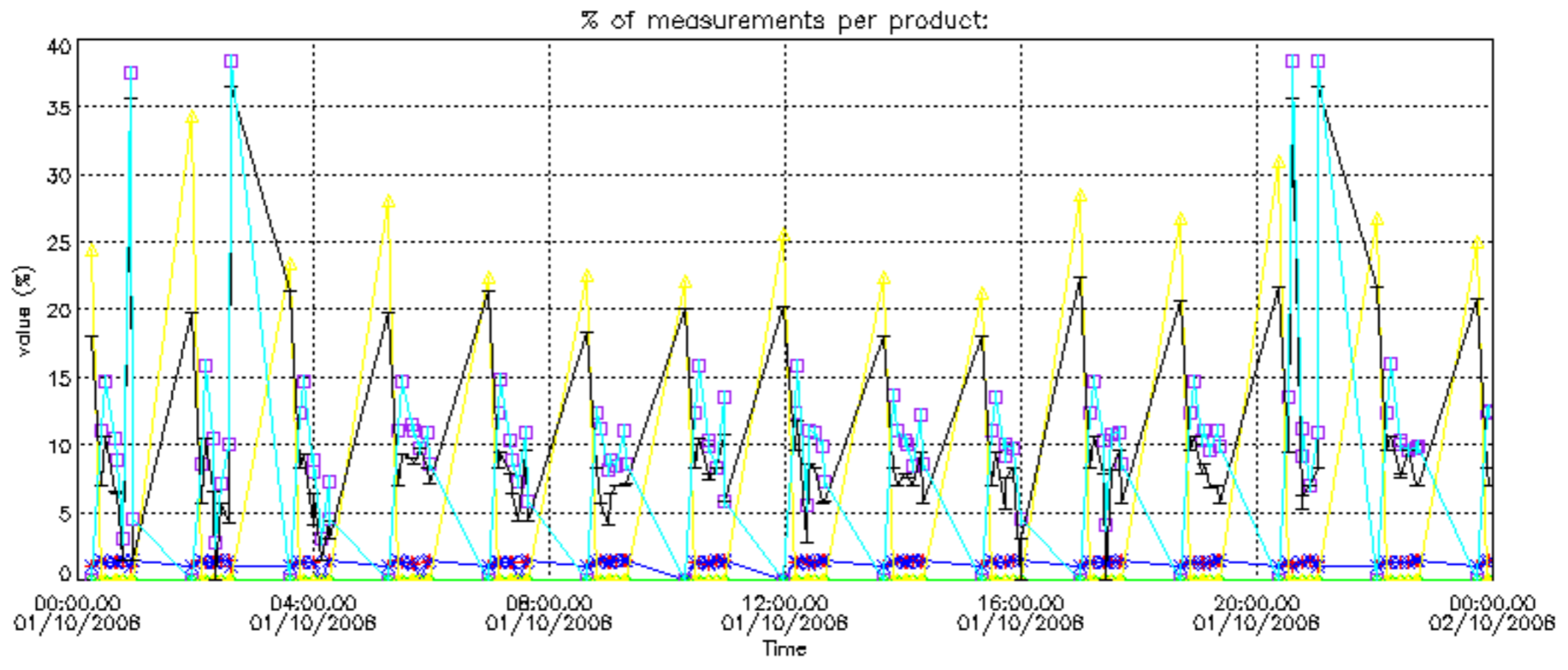
Percentage of flagged data per NO2 profile



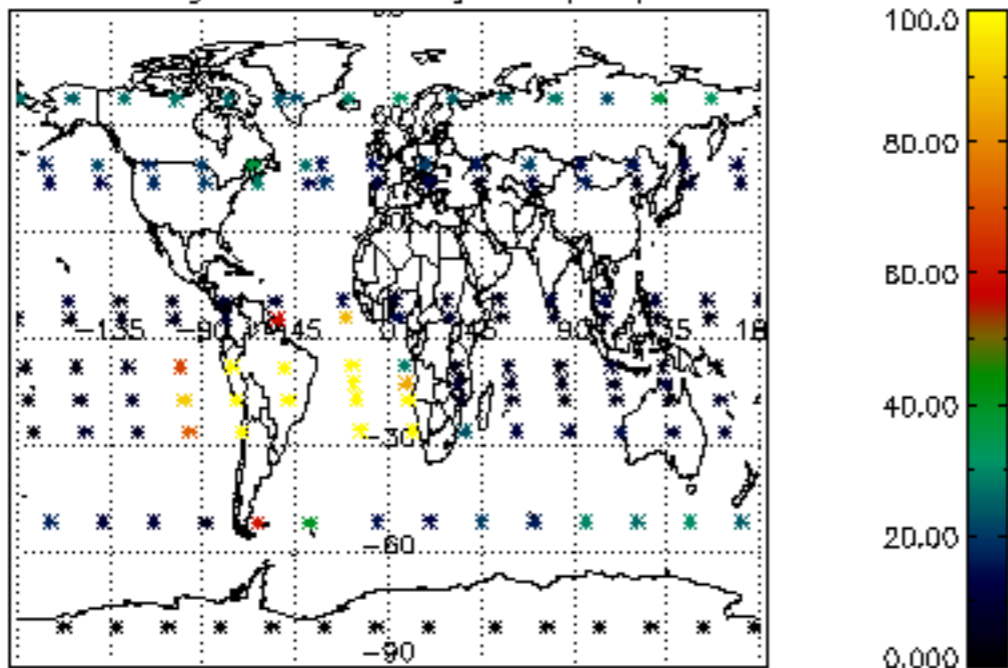
Percentage of flagged data per NO3 profile



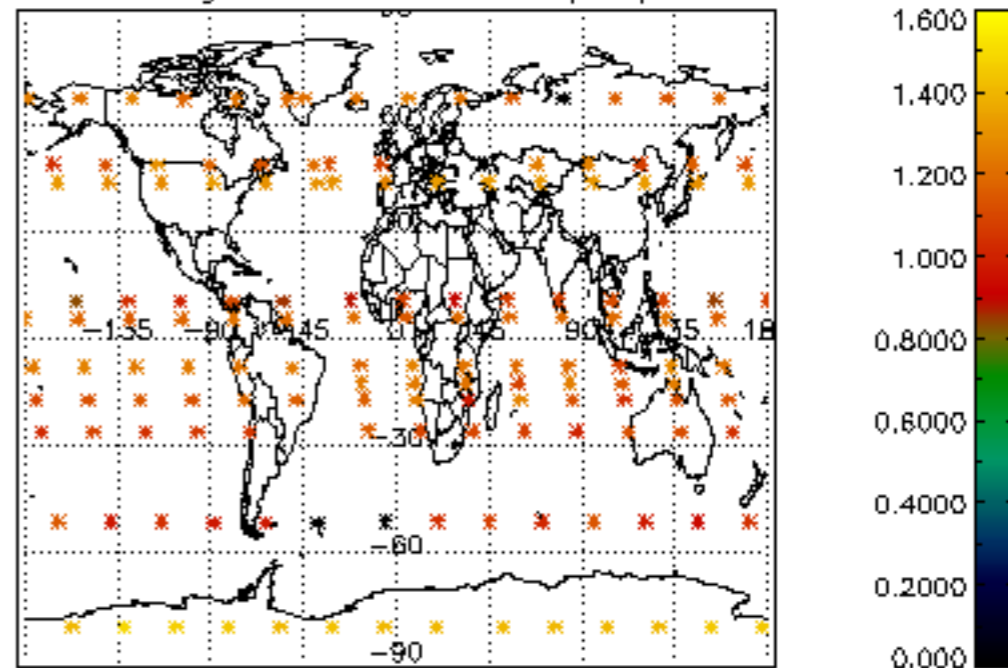




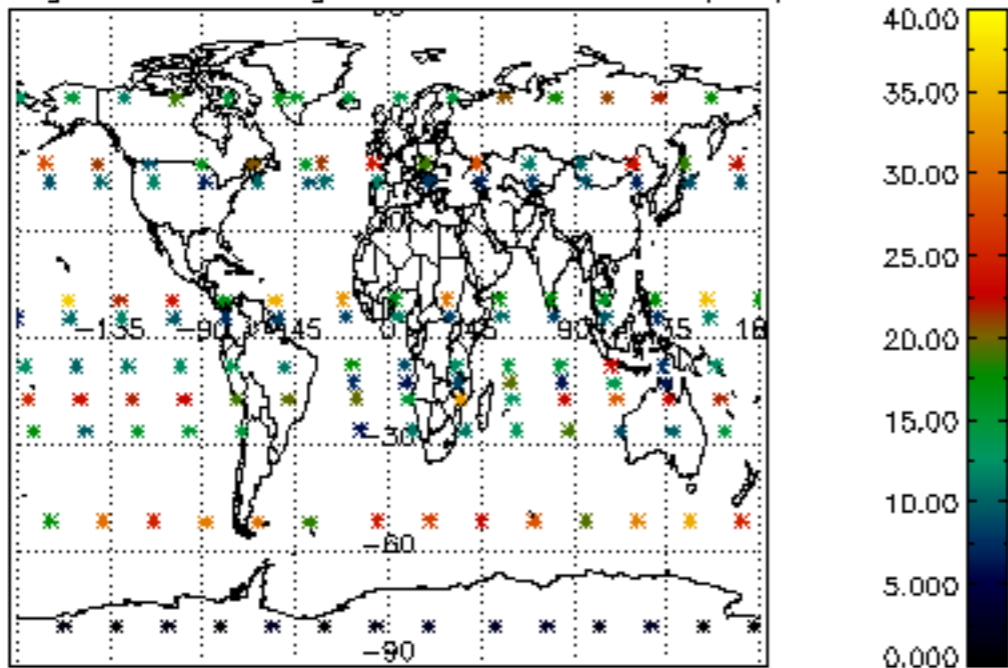
Percentage of cosmic ray hits per profile



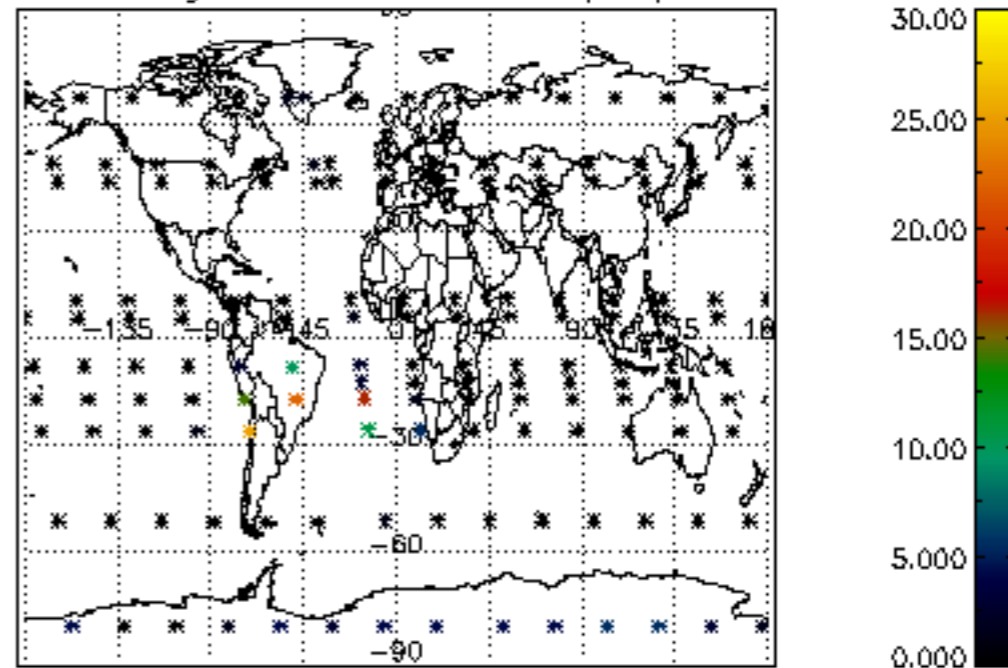
Percentage of datation errors per profile



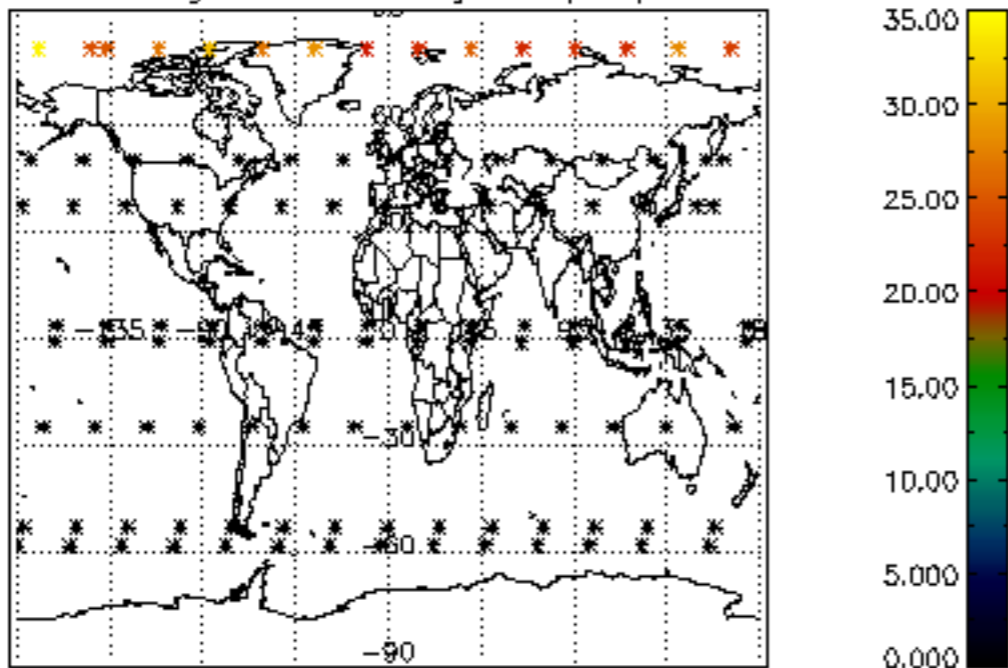
Percentage of star falling outside central band per profile



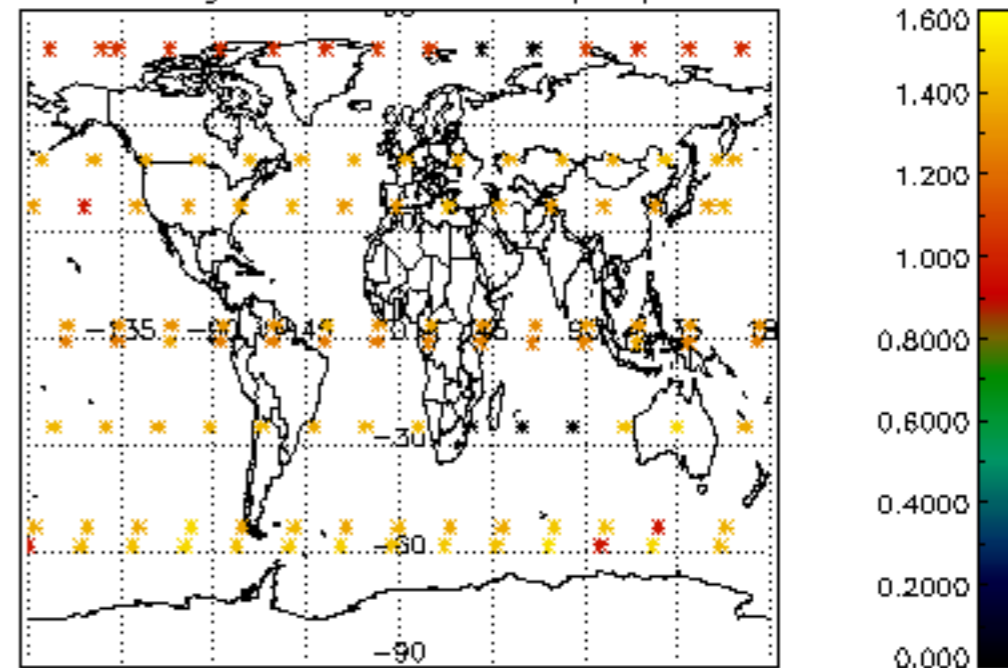
Percentage of saturation errors per profile



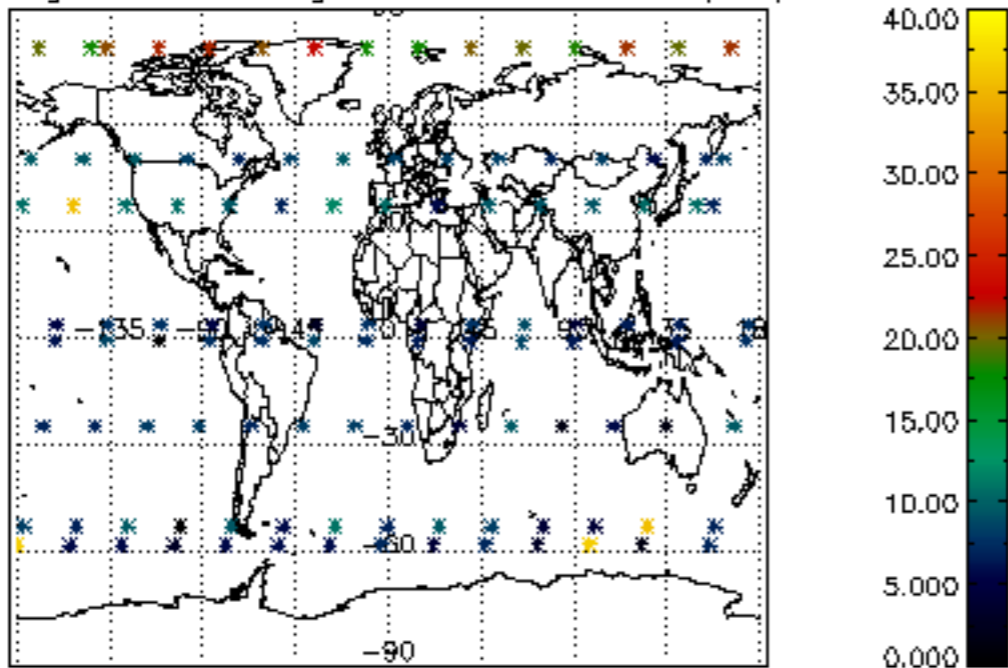
Percentage of cosmic ray hits per profile



Percentage of datation errors per profile



Percentage of star falling outside central band per profile



Percentage of saturation errors per profile

