

GOMOS Level 2 Daily Report

SUMMARY

[1. General Info](#)

[2. Summary of processed GOM_NL_2P products](#)

[3. Level 2 Quality information per product](#)

[3.1 Plot of level 2 quality information per product \(time dependant\)](#)

[3.2 Plot of level 2 quality information per product \(world map\)](#)

[4. Level 1 Quality information per product \(stored on level 2 products\)](#)

[4.1 Plot of level 1 quality information per product \(time dependant\)](#)

[4.1.1 Plot of level 1 quality information per product \(time dependant\): ASCENDING](#)

[4.1.2 Plot of level 1 quality information per product \(time dependant\): DESCENDING](#)

[4.2 Plot of level 1 quality information per product \(world map\)](#)

[4.2.1 Plot of level 1 quality information per product \(world map\): ASCENDING](#)

[4.2.2 Plot of level 1 quality information per product \(world map\): DESCENDING](#)

[5. Ozone profiles based on quality statistics and other trace gas profiles](#)

[5.1 Ozone statistics based on quality of products](#)

[5.2 Plot ozone profiles for all STD \(dark without errors\)](#)

[5.3 Plot ozone profiles where STD < 20% \(dark without errors\)](#)

[5.4. Plot ozone profiles where STD < 10% \(dark without errors\)](#)

[5.5. Plot ozone profiles where STD < 5% \(dark without errors\)](#)

[5.6 Plot NO2 profiles for all STD \(dark without errors\)](#)

[5.7 Plot NO3 profiles for all STD \(dark without errors\)](#)

[5.8 Plot H2O profiles \(only for occultations of stars 1,2,3,4,13,14,16,26,63 dark without errors\) for all STD](#)

[6. Auxiliary Data Files used for the production reported in section 2](#)

This report presents the daily analysis on parameters extracted from GOMOS level 2 data (GOM_NL__2P). It is intended to monitor some important parameters that will impact the quality of these products. A list of level 2 products (and content) that have arrived during the reporting day to the PCF is also given.

Item	Value
Time of report generation	25APR2013 20:25:55
Data source version	GOMOS/6.01
Start time of products	30-09-2008 (30SEP2008 00:00:00)
Stop time of products	01-10-2008 (01OCT2008 00:00:00)
Store outputs in DB	Yes
Nb of level 2 prods	255
Nb of prods with errors	0

2. Summary of processed GOM_NL__2P products.

Nr	Filename	UTC Start time	Limb	Duration	Star Id	Star Name	Star Mag	Star Temp	Nb Meas	Orbit	Prod. error
1	GOM_NL__2PRFIN20080930_000541_000000462072_00302_34424_9941.N1	30-SEP-2008 00:05:41	Twilight	46.000	48	30Alp Hya	1.9770	4100.0	92	34424	No
2	GOM_NL__2PRFIN20080930_001242_000000462072_00302_34424_9942.N1	30-SEP-2008 00:12:42	Dark	45.500	132	15Rho Pup	2.8030	6900.0	91	34424	No
3	GOM_NL__2PRFIN20080930_001522_000000452072_00302_34424_9943.N1	30-SEP-2008 00:15:22	Dark	44.500	65	Lam Vel	2.2040	4400.0	89	34424	No
4	GOM_NL__2PRFIN20080930_001755_000000412072_00302_34424_9944.N1	30-SEP-2008 00:17:55	Dark	41.000	34	Gam2Vel	1.7930	23000.	82	34424	No
5	GOM_NL__2PRFIN20080930_002139_000000442072_00303_34425_9952.N1	30-SEP-2008 00:21:39	Dark	43.500	161	Tau Pup	2.9310	4500.0	87	34425	No
6	GOM_NL__2PRFIN20080930_002303_000000572072_00303_34425_9953.N1	30-SEP-2008 00:23:03	Dark	56.500	2	Alp Car	-0.73600	7000.0	113	34425	No
7	GOM_NL__2PRFIN20080930_003228_000000382072_00303_34425_9954.N1	30-SEP-2008 00:32:28	Dark	38.000	143	Alp Hyi	2.8570	7200.0	76	34425	No
8	GOM_NL__2PRFIN20080930_003355_000000402072_00303_34425_9955.N1	30-SEP-2008 00:33:55	Dark	39.500	9	Alp Eri	0.45300	24000.	79	34425	No
9	GOM_NL__2PRFIN20080930_003918_000000432072_00303_34425_9956.N1	30-SEP-2008 00:39:18	Straylight	42.500	84	Alp Phe	2.3970	4500.0	85	34425	No
10	GOM_NL__2PRFIN20080930_004616_000000502072_00303_34425_9957.N1	30-SEP-2008 00:46:16	Straylight	49.500	52	16Bet Cet	2.0370	4500.0	99	34425	No
11	GOM_NL__2PRFIN20080930_005627_000000362072_00303_34425_9958.N1	30-SEP-2008 00:56:27	Bright	36.000	90	54Alp Peg	2.4870	11000.	72	34425	No
12	GOM_NL__2PRFIN20080930_010006_000000522072_00303_34425_9959.N1	30-SEP-2008 01:00:06	Bright	52.000	93	53Bet Peg	2.5200	3100.0	104	34425	No
13	GOM_NL__2PRFIN20080930_010934_000000372072_00303_34425_9960.N1	30-SEP-2008 01:09:34	Bright	36.500	74	11Bet Cas	2.2680	6600.0	73	34425	No
14	GOM_NL__2PRFIN20080930_011056_000000402072_00303_34425_9961.N1	30-SEP-2008 01:10:56	Bright	40.000	76	27Gam Cas	2.3000	30000.	80	34425	No
15	GOM_NL__2PRFIN20080930_011728_000000362072_00303_34425_9962.N1	30-SEP-2008 01:17:28	Bright	35.500	49	1Alp UMi	1.9900	6300.0	71	34425	No
16	GOM_NL__2PRFIN20080930_012524_000000352072_00303_34425_9963.N1	30-SEP-2008 01:25:24	Bright	35.000	36	50Alp UMa	1.8000	6300.0	70	34425	No
17	GOM_NL__2PRFIN20080930_012654_000000342072_00303_34425_9964.N1	30-SEP-2008 01:26:54	Bright	34.000	82	48Bet UMa	2.3650	10600.	68	34425	No
18	GOM_NL__2PRFIN20080930_013645_000000352072_00303_34425_9965.N1	30-SEP-2008 01:36:45	Bright	35.000	166	17Eps Leo	2.9800	6000.0	70	34425	No
19	GOM_NL__2PRFIN20080930_014617_000000472072_00303_34425_9966.N1	30-SEP-2008 01:46:17	Twilight	47.000	48	30Alp Hya	1.9770	4100.0	94	34425	No
20	GOM_NL__2PRFIN20080930_015558_000000422072_00303_34425_9967.N1	30-SEP-2008 01:55:58	Dark	42.000	65	Lam Vel	2.2040	4400.0	84	34425	No
21	GOM_NL__2PRFIN20080930_015832_000000392072_00303_34425_9968.N1	30-SEP-2008 01:58:32	Dark	39.000	34	Gam2Vel	1.7930	23000.	78	34425	No
22	GOM_NL__2PRFIN20080930_020215_000000442072_00304_34426_9970.N1	30-SEP-2008 02:02:15	Dark	43.500	161	Tau Pup	2.9310	4500.0	87	34426	No
23	GOM_NL__2PRFIN20080930_020339_000000512072_00304_34426_9971.N1	30-SEP-2008 02:03:39	Dark	50.500	2	Alp Car	-0.73600	7000.0	101	34426	No
24	GOM_NL__2PRFIN20080930_021304_000000392072_00304_34426_9972.N1	30-SEP-2008 02:13:04	Dark	39.000	143	Alp Hyi	2.8570	7200.0	78	34426	No
25	GOM_NL__2PRFIN20080930_021432_000000442072_00304_34426_9973.N1	30-SEP-2008 02:14:32	Dark	43.500	9	Alp Eri	0.45300	24000.	87	34426	No
26	GOM_NL__2PRFIN20080930_021954_000000442072_00304_34426_9974.N1	30-SEP-2008 02:19:54	Straylight	43.500	84	Alp Phe	2.3970	4500.0	87	34426	No
27	GOM_NL__2PRFIN20080930_022652_000000462072_00304_34426_9975.N1	30-SEP-2008 02:26:52	Straylight	46.000	52	16Bet Cet	2.0370	4500.0	92	34426	No
28	GOM_NL__2PRFIN20080930_023703_000000362072_00304_34426_9976.N1	30-SEP-2008 02:37:03	Bright	36.000	90	54Alp Peg	2.4870	11000.	72	34426	No
29	GOM_NL__2PRFIN20080930_024042_000000392072_00304_34426_9977.N1	30-SEP-2008 02:40:42	Bright	38.500	93	53Bet Peg	2.5200	3100.0	77	34426	No
30	GOM_NL__2PRFIN20080930_025009_000000372072_00304_34426_9978.N1	30-SEP-2008 02:50:09	Bright	36.500	74	11Bet Cas	2.2680	6600.0	73	34426	No
31	GOM_NL__2PRFIN20080930_025131_000000392072_00304_34426_9979.N1	30-SEP-2008 02:51:31	Bright	39.000	76	27Gam Cas	2.3000	30000.	78	34426	No
32	GOM_NL__2PRFIN20080930_025804_000000342072_00304_34426_9980.N1	30-SEP-2008 02:58:04	Bright	33.500	49	1Alp UMi	1.9900	6300.0	67	34426	No
33	GOM_NL__2PRFIN20080930_030600_000000352072_00304_34426_9981.N1	30-SEP-2008 03:06:00	Bright	35.000	36	50Alp UMa	1.8000	6300.0	70	34426	No
34	GOM_NL__2PRFIN20080930_030730_000000472072_00304_34426_9982.N1	30-SEP-2008 03:07:30	Bright	46.500	82	48Bet UMa	2.3650	10600.	93	34426	No
35	GOM_NL__2PRFIN20080930_031722_000000352072_00304_34426_9983.N1	30-SEP-2008 03:17:22	Bright	34.500	166	17Eps Leo	2.9800	6000.0	69	34426	No
36	GOM_NL__2PRFIN20080930_032654_000000392072_00304_34426_9984.N1	30-SEP-2008 03:26:54	Twilight	38.500	48	30Alp Hya	1.9770	4100.0	77	34426	No
37	GOM_NL__2PRFIN20080930_033355_000000462072_00304_34426_9985.N1	30-SEP-2008 03:33:55	Dark	45.500	132	15Rho Pup	2.8030	6900.0	91	34426	No
38	GOM_NL__2PRFIN20080930_033634_000000422072_00304_34426_9986.N1	30-SEP-2008 03:36:34	Dark	42.000	65	Lam Vel	2.2040	4400.0	84	34426	No
39	GOM_NL__2PRFIN20080930_033908_000000412072_00304_34426_9987.N1	30-SEP-2008 03:39:08	Dark	40.500	34	Gam2Vel	1.7930	23000.	81	34426	No
40	GOM_NL__2PRFIN20080930_034252_000000432072_00305_34427_9982.N1	30-SEP-2008 03:42:52	Dark	43.000	161	Tau Pup	2.9310	4500.0	86	34427	No
41	GOM_NL__2PRFIN20080930_034416_000000452072_00305_34427_9983.N1	30-SEP-2008 03:44:16	Dark	45.000	2	Alp Car	-0.73600	7000.0	90	34427	No
42	GOM_NL__2PRFIN20080930_035340_000000402072_00305_34427_9984.N1	30-SEP-2008 03:53:40	Dark	39.500	143	Alp Hyi	2.8570	7200.0	79	34427	No

43	GOM_NL__2PRFIN20080930_035508_000000442072_00305_34427_9985.N1	30-SEP-2008 03:55:08	Dark	44.000	9	Alp Eri	0.45300	24000.	88	34427	No
44	GOM_NL__2PRFIN20080930_040031_000000422072_00305_34427_9986.N1	30-SEP-2008 04:00:31	Straylight	42.000	84	Alp Phe	2.3970	4500.0	84	34427	No
45	GOM_NL__2PRFIN20080930_040728_000000502072_00305_34427_9987.N1	30-SEP-2008 04:07:28	Straylight	50.000	52	16Bet Cet	2.0370	4500.0	100	34427	No
46	GOM_NL__2PRFIN20080930_041739_000000372072_00305_34427_9988.N1	30-SEP-2008 04:17:39	Bright	36.500	90	54Alp Peg	2.4870	11000.	73	34427	No
47	GOM_NL__2PRFIN20080930_042118_000000372072_00305_34427_9989.N1	30-SEP-2008 04:21:18	Bright	36.500	93	53Bet Peg	2.5200	3100.0	73	34427	No
48	GOM_NL__2PRFIN20080930_043045_000000382072_00305_34427_9990.N1	30-SEP-2008 04:30:45	Bright	38.000	74	11Bet Cas	2.2680	6600.0	76	34427	No
49	GOM_NL__2PRFIN20080930_043207_000000402072_00305_34427_9991.N1	30-SEP-2008 04:32:07	Bright	39.500	76	27Gam Cas	2.3000	30000.	79	34427	No
50	GOM_NL__2PRFIN20080930_043840_000000352072_00305_34427_9992.N1	30-SEP-2008 04:38:40	Bright	35.000	49	1Alp UMi	1.9900	6300.0	70	34427	No
51	GOM_NL__2PRFIN20080930_044636_000000362072_00305_34427_9993.N1	30-SEP-2008 04:46:36	Bright	35.500	36	50Alp UMa	1.8000	6300.0	71	34427	No
52	GOM_NL__2PRFIN20080930_044806_000000352072_00305_34427_9994.N1	30-SEP-2008 04:48:06	Bright	35.000	82	48Bet UMa	2.3650	10600.	70	34427	No
53	GOM_NL__2PRFIN20080930_045758_000000352072_00305_34427_9995.N1	30-SEP-2008 04:57:58	Bright	35.000	166	17Eps Leo	2.9800	6000.0	70	34427	No
54	GOM_NL__2PRFIN20080930_050730_000000502072_00305_34427_9996.N1	30-SEP-2008 05:07:30	Twilight	49.500	48	30Alp Hya	1.9770	4100.0	99	34427	No
55	GOM_NL__2PRFIN20080930_051432_000000442072_00305_34427_9997.N1	30-SEP-2008 05:14:32	Dark	44.000	132	15Rho Pup	2.8030	6900.0	88	34427	No
56	GOM_NL__2PRFIN20080930_051711_000000432072_00305_34427_9998.N1	30-SEP-2008 05:17:11	Dark	42.500	65	Lam Vel	2.2040	4400.0	85	34427	No
57	GOM_NL__2PRFIN20080930_051945_000000432072_00305_34427_9999.N1	30-SEP-2008 05:19:45	Dark	43.000	34	Gam2Vel	1.7930	23000.	86	34427	No
58	GOM_NL__2PRFIN20080930_052329_000000442072_00306_34428_9997.N1	30-SEP-2008 05:23:29	Dark	43.500	161	Tau Pup	2.9310	4500.0	87	34428	No
59	GOM_NL__2PRFIN20080930_052453_000000512072_00306_34428_9998.N1	30-SEP-2008 05:24:53	Dark	51.000	2	Alp Car	-0.73600	7000.0	102	34428	No
60	GOM_NL__2PRFIN20080930_053417_000000392072_00306_34428_9999.N1	30-SEP-2008 05:34:17	Dark	38.500	143	Alp Hyi	2.8570	7200.0	77	34428	No
61	GOM_NL__2PRFIN20080930_053545_000000492072_00306_34428_0000.N1	30-SEP-2008 05:35:45	Dark	49.000	9	Alp Eri	0.45300	24000.	98	34428	No
62	GOM_NL__2PRFIN20080930_054107_000000412072_00306_34428_0001.N1	30-SEP-2008 05:41:07	Straylight	40.500	84	Alp Phe	2.3970	4500.0	81	34428	No
63	GOM_NL__2PRFIN20080930_054804_000000492072_00306_34428_0002.N1	30-SEP-2008 05:48:04	Straylight	48.500	52	16Bet Cet	2.0370	4500.0	97	34428	No
64	GOM_NL__2PRFIN20080930_055815_000000362072_00306_34428_0003.N1	30-SEP-2008 05:58:15	Bright	35.500	90	54Alp Peg	2.4870	11000.	71	34428	No
65	GOM_NL__2PRFIN20080930_060154_000000382072_00306_34428_0004.N1	30-SEP-2008 06:01:54	Bright	38.000	93	53Bet Peg	2.5200	3100.0	76	34428	No
66	GOM_NL__2PRFIN20080930_061121_000000382072_00306_34428_0005.N1	30-SEP-2008 06:11:21	Bright	38.000	74	11Bet Cas	2.2680	6600.0	76	34428	No
67	GOM_NL__2PRFIN20080930_061242_000000402072_00306_34428_0006.N1	30-SEP-2008 06:12:42	Bright	40.000	76	27Gam Cas	2.3000	30000.	80	34428	No
68	GOM_NL__2PRFIN20080930_061916_000000372072_00306_34428_0007.N1	30-SEP-2008 06:19:16	Bright	37.000	49	1Alp UMi	1.9900	6300.0	74	34428	No
69	GOM_NL__2PRFIN20080930_062712_000000362072_00306_34428_0008.N1	30-SEP-2008 06:27:12	Bright	36.000	36	50Alp UMa	1.8000	6300.0	72	34428	No
70	GOM_NL__2PRFIN20080930_062842_000000342072_00306_34428_0009.N1	30-SEP-2008 06:28:42	Bright	33.500	82	48Bet UMa	2.3650	10600.	67	34428	No
71	GOM_NL__2PRFIN20080930_063834_000000352072_00306_34428_0010.N1	30-SEP-2008 06:38:34	Bright	34.500	166	17Eps Leo	2.9800	6000.0	69	34428	No
72	GOM_NL__2PRFIN20080930_064806_000000502072_00306_34428_0011.N1	30-SEP-2008 06:48:06	Twilight	50.000	48	30Alp Hya	1.9770	4100.0	100	34428	No
73	GOM_NL__2PRFIN20080930_065509_000000472072_00306_34428_0012.N1	30-SEP-2008 06:55:09	Dark	46.500	132	15Rho Pup	2.8030	6900.0	93	34428	No
74	GOM_NL__2PRFIN20080930_065747_000000442072_00306_34428_0013.N1	30-SEP-2008 06:57:47	Dark	43.500	65	Lam Vel	2.2040	4400.0	87	34428	No
75	GOM_NL__2PRFIN20080930_070021_000000412072_00306_34428_0014.N1	30-SEP-2008 07:00:21	Dark	41.000	34	Gam2Vel	1.7930	23000.	82	34428	No
76	GOM_NL__2PRFIN20080930_070406_000000452072_00307_34429_0023.N1	30-SEP-2008 07:04:06	Dark	44.500	161	Tau Pup	2.9310	4500.0	89	34429	No
77	GOM_NL__2PRFIN20080930_070530_000000492072_00307_34429_0024.N1	30-SEP-2008 07:05:30	Dark	48.500	2	Alp Car	-0.73600	7000.0	97	34429	No
78	GOM_NL__2PRFIN20080930_071453_000000392072_00307_34429_0025.N1	30-SEP-2008 07:14:53	Dark	38.500	143	Alp Hyi	2.8570	7200.0	77	34429	No
79	GOM_NL__2PRFIN20080930_071621_000000502072_00307_34429_0026.N1	30-SEP-2008 07:16:21	Dark	50.000	9	Alp Eri	0.45300	24000.	100	34429	No
80	GOM_NL__2PRFIN20080930_072143_000000432072_00307_34429_0027.N1	30-SEP-2008 07:21:43	Straylight	42.500	84	Alp Phe	2.3970	4500.0	85	34429	No
81	GOM_NL__2PRFIN20080930_072840_000000502072_00307_34429_0028.N1	30-SEP-2008 07:28:40	Straylight	49.500	52	16Bet Cet	2.0370	4500.0	99	34429	No
82	GOM_NL__2PRFIN20080930_073851_000000362072_00307_34429_0029.N1	30-SEP-2008 07:38:51	Bright	36.000	90	54Alp Peg	2.4870	11000.	72	34429	No
83	GOM_NL__2PRFIN20080930_074230_000000372072_00307_34429_0030.N1	30-SEP-2008 07:42:30	Bright	37.000	93	53Bet Peg	2.5200	3100.0	74	34429	No
84	GOM_NL__2PRFIN20080930_075157_000000382072_00307_34429_0031.N1	30-SEP-2008 07:51:57	Bright	37.500	74	11Bet Cas	2.2680	6600.0	75	34429	No
85	GOM_NL__2PRFIN20080930_075318_000000412072_00307_34429_0032.N1	30-SEP-2008 07:53:18	Bright	40.500	76	27Gam Cas	2.3000	30000.	81	34429	No
86	GOM_NL__2PRFIN20080930_075952_000000342072_00307_34429_0033.N1	30-SEP-2008 07:59:52	Bright	34.000	49	1Alp UMi	1.9900	6300.0	68	34429	No
87	GOM_NL__2PRFIN20080930_080748_000000372072_00307_34429_0034.N1	30-SEP-2008 08:07:48	Bright	36.500	36	50Alp UMa	1.8000	6300.0	73	34429	No
88	GOM_NL__2PRFIN20080930_080919_000000342072_00307_34429_0035.N1	30-SEP-2008 08:09:19	Bright	34.000	82	48Bet UMa	2.3650	10600.	68	34429	No
89	GOM_NL__2PRFIN20080930_081910_000000342072_00307_34429_0036.N1	30-SEP-2008 08:19:10	Bright	34.000	166	17Eps Leo	2.9800	6000.0	68	34429	No
90	GOM_NL__2PRFIN20080930_082843_000000492072_00307_34429_0037.N1	30-SEP-2008 08:28:43	Twilight	48.500	48	30Alp Hya	1.9770	4100.0	97	34429	No
91	GOM_NL__2PRFIN20080930_083546_000000462072_00307_34429_0038.N1	30-SEP-2008 08:35:46	Dark	45.500	132	15Rho Pup	2.8030	6900.0	91	34429	No
92	GOM_NL__2PRFIN20080930_083823_000000442072_00307_34429_0039.N1	30-SEP-2008 08:38:23	Dark	43.500	65	Lam Vel	2.2040	4400.0	87	34429	No
93	GOM_NL__2PRFIN20080930_084058_000000462072_00307_34429_0040.N1	30-SEP-2008 08:40:58	Dark	46.000	34	Gam2Vel	1.7930	23000.	92	34429	No
94	GOM_NL__2PRFIN20080930_084442_000000432072_00308_34430_0037.N1	30-SEP-2008 08:44:42	Dark	42.500	161	Tau Pup	2.9310	4500.0	85	34430	No
95	GOM_NL__2PRFIN20080930_084606_000000582072_00308_34430_0038.N1	30-SEP-2008 08:46:06	Dark	58.000	2	Alp Car	-0.73600	7000.0	116	34430	No
96	GOM_NL__2PRFIN20080930_085530_000000392072_00308_34430_0039.N1	30-SEP-2008 08:55:30	Dark	38.500	143	Alp Hyi	2.8570	7200.0	77	34430	No
97	GOM_NL__2PRFIN20080930_085657_000000512072_00308_34430_0040.N1	30-SEP-2008 08:56:57	Dark	51.000	9	Alp Eri	0.45300	24000.	102	34430	No
98	GOM_NL__2PRFIN20080930_090219_000000412072_00308_34430_0041.N1	30-SEP-2008 09:02:19	Straylight	41.000	84	Alp Phe	2.3970	4500.0	82	34430	No
99	GOM_NL__2PRFIN20080930_090916_000000472072_00308_34430_0042.N1	30-SEP-2008 09:09:16	Straylight	46.500	52	16Bet Cet	2.0370	4500.0	93	34430	No
100	GOM_NL__2PRFIN20080930_091927_000000372072_00308_34430_0043.N1	30-SEP-2008 09:19:27	Bright	36.500	90	54Alp Peg	2.4870	11000.	73	34430	No
101	GOM_NL__2PRFIN20080930_092306_000000382072_00308_34430_0044.N1	30-SEP-2008 09:23:06	Bright	38.000	93	53Bet Peg	2.5200	3100.0	76	34430	No

102	GOM_NL__2PRFIN20080930_093232_000000362072_00308_34430_0045.N1	30-SEP-2008 09:32:32	Bright	36.000	74	11Bet Cas	2.2680	6600.0	72	34430	No
103	GOM_NL__2PRFIN20080930_093354_000000402072_00308_34430_0046.N1	30-SEP-2008 09:33:54	Bright	40.000	76	27Gam Cas	2.3000	30000.	80	34430	No
104	GOM_NL__2PRFIN20080930_094028_000000342072_00308_34430_0047.N1	30-SEP-2008 09:40:28	Bright	34.000	49	1Alp UMi	1.9900	6300.0	68	34430	No
105	GOM_NL__2PRFIN20080930_094824_000000372072_00308_34430_0048.N1	30-SEP-2008 09:48:24	Bright	36.500	36	50Alp UMa	1.8000	6300.0	73	34430	No
106	GOM_NL__2PRFIN20080930_094955_000000352072_00308_34430_0049.N1	30-SEP-2008 09:49:55	Bright	34.500	82	48Bet UMa	2.3650	10600.	69	34430	No
107	GOM_NL__2PRFIN20080930_095946_000000332072_00308_34430_0050.N1	30-SEP-2008 09:59:46	Bright	32.500	166	17Eps Leo	2.9800	6000.0	65	34430	No
108	GOM_NL__2PRFIN20080930_100919_000000452072_00308_34430_0051.N1	30-SEP-2008 10:09:19	Twilight	45.000	48	30Alp Hya	1.9770	4100.0	90	34430	No
109	GOM_NL__2PRFIN20080930_101622_000000442072_00308_34430_0052.N1	30-SEP-2008 10:16:22	Dark	44.000	132	15Rho Pup	2.8030	6900.0	88	34430	No
110	GOM_NL__2PRFIN20080930_101900_000000402072_00308_34430_0053.N1	30-SEP-2008 10:19:00	Dark	39.500	65	Lam Vel	2.2040	4400.0	79	34430	No
111	GOM_NL__2PRFIN20080930_102134_000000412072_00308_34430_0054.N1	30-SEP-2008 10:21:34	Dark	41.000	34	Gam2Vel	1.7930	23000.	82	34430	No
112	GOM_NL__2PRFIN20080930_102519_000000462072_00309_34431_0050.N1	30-SEP-2008 10:25:19	Dark	46.000	161	Tau Pup	2.9310	4500.0	92	34431	No
113	GOM_NL__2PRFIN20080930_102643_000000512072_00309_34431_0051.N1	30-SEP-2008 10:26:43	Dark	50.500	2	Alp Car	-0.73600	7000.0	101	34431	No
114	GOM_NL__2PRFIN20080930_103606_000000402072_00309_34431_0052.N1	30-SEP-2008 10:36:06	Dark	39.500	143	Alp Hyi	2.8570	7200.0	79	34431	No
115	GOM_NL__2PRFIN20080930_103733_000000452072_00309_34431_0053.N1	30-SEP-2008 10:37:33	Dark	44.500	9	Alp Eri	0.45300	24000.	89	34431	No
116	GOM_NL__2PRFIN20080930_104256_000000432072_00309_34431_0054.N1	30-SEP-2008 10:42:56	Straylight	42.500	84	Alp Phe	2.3970	4500.0	85	34431	No
117	GOM_NL__2PRFIN20080930_104952_000000482072_00309_34431_0055.N1	30-SEP-2008 10:49:52	Straylight	47.500	52	16Bet Cet	2.0370	4500.0	95	34431	No
118	GOM_NL__2PRFIN20080930_110003_000000362072_00309_34431_0056.N1	30-SEP-2008 11:00:03	Bright	36.000	90	54Alp Peg	2.4870	11000.	72	34431	No
119	GOM_NL__2PRFIN20080930_110342_000000382072_00309_34431_0057.N1	30-SEP-2008 11:03:42	Bright	38.000	93	53Bet Peg	2.5200	3100.0	76	34431	No
120	GOM_NL__2PRFIN20080930_111308_000000382072_00309_34431_0058.N1	30-SEP-2008 11:13:08	Bright	38.000	74	11Bet Cas	2.2680	6600.0	76	34431	No
121	GOM_NL__2PRFIN20080930_111429_000000412072_00309_34431_0059.N1	30-SEP-2008 11:14:29	Bright	40.500	76	27Gam Cas	2.3000	30000.	81	34431	No
122	GOM_NL__2PRFIN20080930_112104_000000362072_00309_34431_0060.N1	30-SEP-2008 11:21:04	Bright	36.000	49	1Alp UMi	1.9900	6300.0	72	34431	No
123	GOM_NL__2PRFIN20080930_112900_000000342072_00309_34431_0061.N1	30-SEP-2008 11:29:00	Bright	34.000	36	50Alp UMa	1.8000	6300.0	68	34431	No
124	GOM_NL__2PRFIN20080930_113031_000000342072_00309_34431_0062.N1	30-SEP-2008 11:30:31	Bright	33.500	82	48Bet UMa	2.3650	10600.	67	34431	No
125	GOM_NL__2PRFIN20080930_114022_000000342072_00309_34431_0063.N1	30-SEP-2008 11:40:22	Bright	34.000	166	17Eps Leo	2.9800	6000.0	68	34431	No
126	GOM_NL__2PRFIN20080930_114955_000000432072_00309_34431_0064.N1	30-SEP-2008 11:49:55	Twilight	43.000	48	30Alp Hya	1.9770	4100.0	86	34431	No
127	GOM_NL__2PRFIN20080930_115659_000000462072_00309_34431_0065.N1	30-SEP-2008 11:56:59	Dark	46.000	132	15Rho Pup	2.8030	6900.0	92	34431	No
128	GOM_NL__2PRFIN20080930_115936_000000482072_00309_34431_0066.N1	30-SEP-2008 11:59:36	Dark	48.000	65	Lam Vel	2.2040	4400.0	96	34431	No
129	GOM_NL__2PRFIN20080930_120211_000000402072_00309_34431_0067.N1	30-SEP-2008 12:02:11	Dark	40.000	34	Gam2Vel	1.7930	23000.	80	34431	No
130	GOM_NL__2PRFIN20080930_120555_000000412072_00310_34432_0064.N1	30-SEP-2008 12:05:55	Dark	40.500	161	Tau Pup	2.9310	4500.0	81	34432	No
131	GOM_NL__2PRFIN20080930_120720_000000452072_00310_34432_0065.N1	30-SEP-2008 12:07:20	Dark	45.000	2	Alp Car	-0.73600	7000.0	90	34432	No
132	GOM_NL__2PRFIN20080930_121642_000000382072_00310_34432_0066.N1	30-SEP-2008 12:16:42	Dark	38.000	143	Alp Hyi	2.8570	7200.0	76	34432	No
133	GOM_NL__2PRFIN20080930_121810_000000392072_00310_34432_0067.N1	30-SEP-2008 12:18:10	Dark	39.000	9	Alp Eri	0.45300	24000.	78	34432	No
134	GOM_NL__2PRFIN20080930_122332_000000442072_00310_34432_0068.N1	30-SEP-2008 12:23:32	Straylight	44.000	84	Alp Phe	2.3970	4500.0	88	34432	No
135	GOM_NL__2PRFIN20080930_123028_000000462072_00310_34432_0069.N1	30-SEP-2008 12:30:28	Straylight	45.500	52	16Bet Cet	2.0370	4500.0	91	34432	No
136	GOM_NL__2PRFIN20080930_124039_000000372072_00310_34432_0070.N1	30-SEP-2008 12:40:39	Bright	36.500	90	54Alp Peg	2.4870	11000.	73	34432	No
137	GOM_NL__2PRFIN20080930_124417_000000382072_00310_34432_0071.N1	30-SEP-2008 12:44:17	Bright	38.000	93	53Bet Peg	2.5200	3100.0	76	34432	No
138	GOM_NL__2PRFIN20080930_125343_000000392072_00310_34432_0072.N1	30-SEP-2008 12:53:43	Bright	39.000	74	11Bet Cas	2.2680	6600.0	78	34432	No
139	GOM_NL__2PRFIN20080930_125504_000000442072_00310_34432_0073.N1	30-SEP-2008 12:55:04	Bright	44.000	76	27Gam Cas	2.3000	30000.	88	34432	No
140	GOM_NL__2PRFIN20080930_130140_000000362072_00310_34432_0074.N1	30-SEP-2008 13:01:40	Bright	36.000	49	1Alp UMi	1.9900	6300.0	72	34432	No
141	GOM_NL__2PRFIN20080930_130936_000000352072_00310_34432_0075.N1	30-SEP-2008 13:09:36	Bright	35.000	36	50Alp UMa	1.8000	6300.0	70	34432	No
142	GOM_NL__2PRFIN20080930_131107_000000352072_00310_34432_0076.N1	30-SEP-2008 13:11:07	Bright	34.500	82	48Bet UMa	2.3650	10600.	69	34432	No
143	GOM_NL__2PRFIN20080930_132059_000000352072_00310_34432_0077.N1	30-SEP-2008 13:20:59	Bright	34.500	166	17Eps Leo	2.9800	6000.0	69	34432	No
144	GOM_NL__2PRFIN20080930_133032_000000462072_00310_34432_0078.N1	30-SEP-2008 13:30:32	Twilight	45.500	48	30Alp Hya	1.9770	4100.0	91	34432	No
145	GOM_NL__2PRFIN20080930_133736_000000472072_00310_34432_0079.N1	30-SEP-2008 13:37:36	Dark	46.500	132	15Rho Pup	2.8030	6900.0	93	34432	No
146	GOM_NL__2PRFIN20080930_134012_000000442072_00310_34432_0080.N1	30-SEP-2008 13:40:12	Dark	43.500	65	Lam Vel	2.2040	4400.0	87	34432	No
147	GOM_NL__2PRFIN20080930_134247_000000392072_00310_34432_0081.N1	30-SEP-2008 13:42:47	Dark	39.000	34	Gam2Vel	1.7930	23000.	78	34432	No
148	GOM_NL__2PRFIN20080930_134632_000000432072_00311_34433_0070.N1	30-SEP-2008 13:46:32	Dark	42.500	161	Tau Pup	2.9310	4500.0	85	34433	No
149	GOM_NL__2PRFIN20080930_134756_000000462072_00311_34433_0071.N1	30-SEP-2008 13:47:56	Dark	46.000	2	Alp Car	-0.73600	7000.0	92	34433	No
150	GOM_NL__2PRFIN20080930_135718_000000382072_00311_34433_0072.N1	30-SEP-2008 13:57:18	Dark	37.500	143	Alp Hyi	2.8570	7200.0	75	34433	No
151	GOM_NL__2PRFIN20080930_135846_000000432072_00311_34433_0073.N1	30-SEP-2008 13:58:46	Dark	43.000	9	Alp Eri	0.45300	24000.	86	34433	No
152	GOM_NL__2PRFIN20080930_140408_000000432072_00311_34433_0074.N1	30-SEP-2008 14:04:08	Straylight	42.500	84	Alp Phe	2.3970	4500.0	85	34433	No
153	GOM_NL__2PRFIN20080930_141104_000000482072_00311_34433_0075.N1	30-SEP-2008 14:11:04	Straylight	47.500	52	16Bet Cet	2.0370	4500.0	95	34433	No
154	GOM_NL__2PRFIN20080930_142115_000000352072_00311_34433_0076.N1	30-SEP-2008 14:21:15	Bright	35.000	90	54Alp Peg	2.4870	11000.	70	34433	No
155	GOM_NL__2PRFIN20080930_142453_000000382072_00311_34433_0077.N1	30-SEP-2008 14:24:53	Bright	37.500	93	53Bet Peg	2.5200	3100.0	75	34433	No
156	GOM_NL__2PRFIN20080930_143419_000000392072_00311_34433_0078.N1	30-SEP-2008 14:34:19	Bright	38.500	74	11Bet Cas	2.2680	6600.0	77	34433	No
157	GOM_NL__2PRFIN20080930_144216_000000342072_00311_34433_0079.N1	30-SEP-2008 14:42:16	Bright	33.500	49	1Alp UMi	1.9900	6300.0	67	34433	No
158	GOM_NL__2PRFIN20080930_145013_000000362072_00311_34433_0080.N1	30-SEP-2008 14:50:13	Bright	35.500	36	50Alp UMa	1.8000	6300.0	71	34433	No
159	GOM_NL__2PRFIN20080930_145143_000000362072_00311_34433_0081.N1	30-SEP-2008 14:51:43	Bright	35.500	82	48Bet UMa	2.3650	10600.	71	34433	No
160	GOM_NL__2PRFIN20080930_150135_000000352072_00311_34433_0082.N1	30-SEP-2008 15:01:35	Bright	35.000	166	17Eps Leo	2.9800	6000.0	70	34433	No

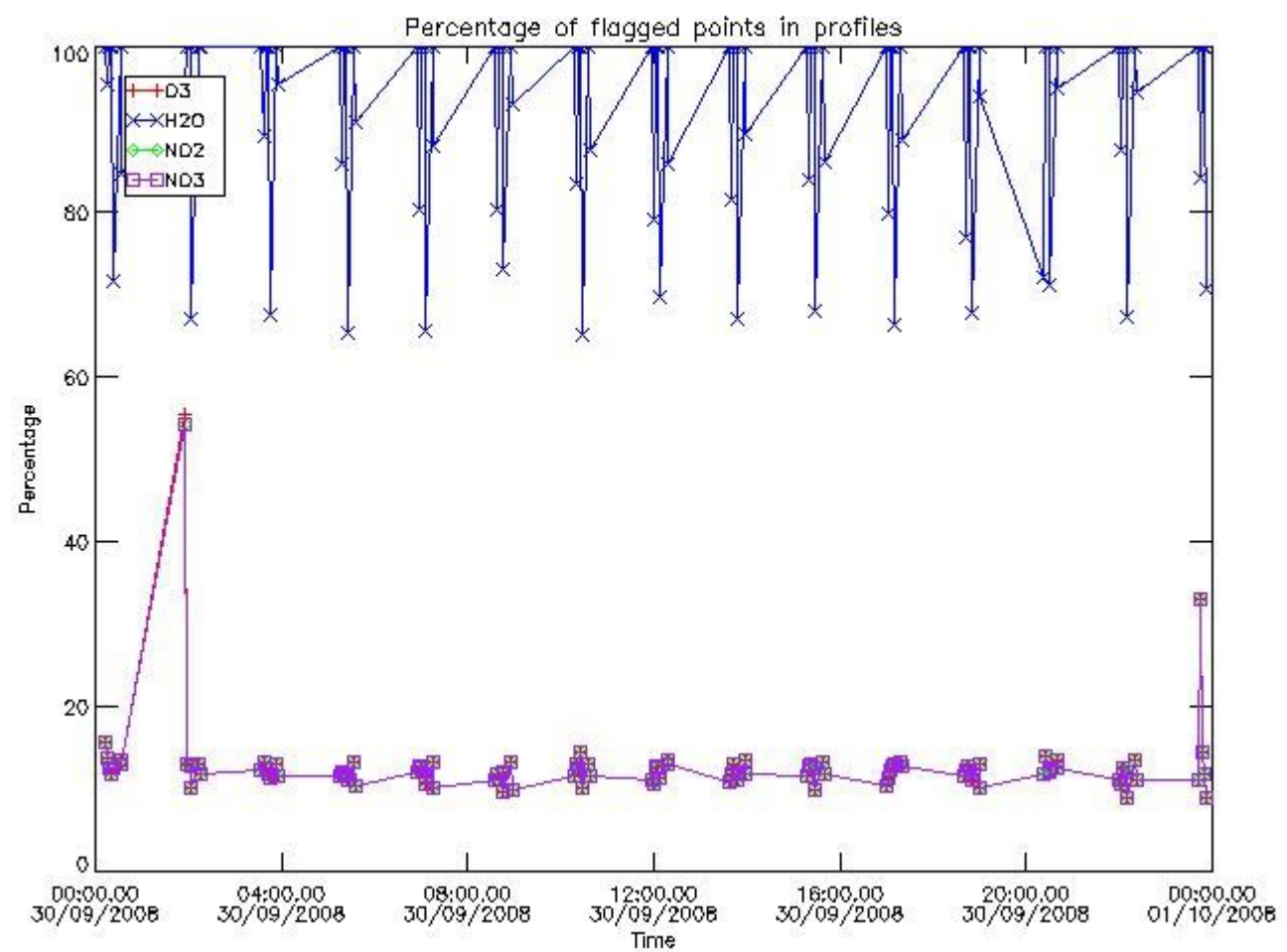
161	GOM_NL__2PRFIN20080930_151108_000000502072_00311_34433_0083.N1	30-SEP-2008 15:11:08	Twilight	50.000	48	30Alp Hya	1.9770	4100.0	100	34433	No
162	GOM_NL__2PRFIN20080930_151813_000000452072_00311_34433_0084.N1	30-SEP-2008 15:18:13	Dark	44.500	132	15Rho Pup	2.8030	6900.0	89	34433	No
163	GOM_NL__2PRFIN20080930_152049_000000442072_00311_34433_0085.N1	30-SEP-2008 15:20:49	Dark	44.000	65	Lam Vel	2.2040	4400.0	88	34433	No
164	GOM_NL__2PRFIN20080930_152324_000000392072_00311_34433_0086.N1	30-SEP-2008 15:23:24	Dark	39.000	34	Gam2Vel	1.7930	23000.	78	34433	No
165	GOM_NL__2PRFIN20080930_152709_000000412072_00312_34434_0096.N1	30-SEP-2008 15:27:09	Dark	41.000	161	Tau Pup	2.9310	4500.0	82	34434	No
166	GOM_NL__2PRFIN20080930_152833_000000572072_00312_34434_0097.N1	30-SEP-2008 15:28:33	Dark	56.500	2	Alp Car	-0.73600	7000.0	113	34434	No
167	GOM_NL__2PRFIN20080930_153755_000000392072_00312_34434_0098.N1	30-SEP-2008 15:37:55	Dark	38.500	143	Alp Hyi	2.8570	7200.0	77	34434	No
168	GOM_NL__2PRFIN20080930_153922_000000442072_00312_34434_0099.N1	30-SEP-2008 15:39:22	Dark	43.500	9	Alp Eri	0.45300	24000.	87	34434	No
169	GOM_NL__2PRFIN20080930_154444_000000422072_00312_34434_0100.N1	30-SEP-2008 15:44:44	Straylight	41.500	84	Alp Phe	2.3970	4500.0	83	34434	No
170	GOM_NL__2PRFIN20080930_155141_000000492072_00312_34434_0101.N1	30-SEP-2008 15:51:41	Straylight	48.500	52	16Bet Cet	2.0370	4500.0	97	34434	No
171	GOM_NL__2PRFIN20080930_160151_000000372072_00312_34434_0102.N1	30-SEP-2008 16:01:51	Bright	36.500	90	54Alp Peg	2.4870	11000.	73	34434	No
172	GOM_NL__2PRFIN20080930_160529_000000392072_00312_34434_0103.N1	30-SEP-2008 16:05:29	Bright	38.500	93	53Bet Peg	2.5200	3100.0	77	34434	No
173	GOM_NL__2PRFIN20080930_161455_000000382072_00312_34434_0104.N1	30-SEP-2008 16:14:55	Bright	37.500	74	11Bet Cas	2.2680	6600.0	75	34434	No
174	GOM_NL__2PRFIN20080930_161616_000000412072_00312_34434_0105.N1	30-SEP-2008 16:16:16	Bright	40.500	76	27Gam Cas	2.3000	30000.	81	34434	No
175	GOM_NL__2PRFIN20080930_162252_000000372072_00312_34434_0106.N1	30-SEP-2008 16:22:52	Bright	37.000	49	1Alp UMi	1.9900	6300.0	74	34434	No
176	GOM_NL__2PRFIN20080930_163049_000000342072_00312_34434_0107.N1	30-SEP-2008 16:30:49	Bright	34.000	36	50Alp UMa	1.8000	6300.0	68	34434	No
177	GOM_NL__2PRFIN20080930_163219_000000342072_00312_34434_0108.N1	30-SEP-2008 16:32:19	Bright	33.500	82	48Bet UMa	2.3650	10600.	67	34434	No
178	GOM_NL__2PRFIN20080930_164211_000000352072_00312_34434_0109.N1	30-SEP-2008 16:42:11	Bright	34.500	166	17Eps Leo	2.9800	6000.0	69	34434	No
179	GOM_NL__2PRFIN20080930_165144_000000462072_00312_34434_0110.N1	30-SEP-2008 16:51:44	Twilight	45.500	48	30Alp Hya	1.9770	4100.0	91	34434	No
180	GOM_NL__2PRFIN20080930_165849_000000502072_00312_34434_0111.N1	30-SEP-2008 16:58:49	Dark	49.500	132	15Rho Pup	2.8030	6900.0	99	34434	No
181	GOM_NL__2PRFIN20080930_170125_000000452072_00312_34434_0112.N1	30-SEP-2008 17:01:25	Dark	45.000	65	Lam Vel	2.2040	4400.0	90	34434	No
182	GOM_NL__2PRFIN20080930_170400_000000422072_00312_34434_0113.N1	30-SEP-2008 17:04:00	Dark	41.500	34	Gam2Vel	1.7930	23000.	83	34434	No
183	GOM_NL__2PRFIN20080930_170746_000000442072_00313_34435_0109.N1	30-SEP-2008 17:07:46	Dark	44.000	161	Tau Pup	2.9310	4500.0	88	34435	No
184	GOM_NL__2PRFIN20080930_170910_000000472072_00313_34435_0110.N1	30-SEP-2008 17:09:10	Dark	46.500	2	Alp Car	-0.73600	7000.0	93	34435	No
185	GOM_NL__2PRFIN20080930_171831_000000392072_00313_34435_0111.N1	30-SEP-2008 17:18:31	Dark	38.500	143	Alp Hyi	2.8570	7200.0	77	34435	No
186	GOM_NL__2PRFIN20080930_171959_000000402072_00313_34435_0112.N1	30-SEP-2008 17:19:59	Dark	39.500	9	Alp Eri	0.45300	24000.	79	34435	No
187	GOM_NL__2PRFIN20080930_172521_000000422072_00313_34435_0113.N1	30-SEP-2008 17:25:21	Straylight	41.500	84	Alp Phe	2.3970	4500.0	83	34435	No
188	GOM_NL__2PRFIN20080930_173217_000000482072_00313_34435_0114.N1	30-SEP-2008 17:32:17	Straylight	48.000	52	16Bet Cet	2.0370	4500.0	96	34435	No
189	GOM_NL__2PRFIN20080930_174227_000000372072_00313_34435_0115.N1	30-SEP-2008 17:42:27	Bright	37.000	90	54Alp Peg	2.4870	11000.	74	34435	No
190	GOM_NL__2PRFIN20080930_174605_000000382072_00313_34435_0116.N1	30-SEP-2008 17:46:05	Bright	37.500	93	53Bet Peg	2.5200	3100.0	75	34435	No
191	GOM_NL__2PRFIN20080930_175530_000000392072_00313_34435_0117.N1	30-SEP-2008 17:55:30	Bright	38.500	74	11Bet Cas	2.2680	6600.0	77	34435	No
192	GOM_NL__2PRFIN20080930_175651_000000412072_00313_34435_0118.N1	30-SEP-2008 17:56:51	Bright	40.500	76	27Gam Cas	2.3000	30000.	81	34435	No
193	GOM_NL__2PRFIN20080930_180328_000000362072_00313_34435_0119.N1	30-SEP-2008 18:03:28	Bright	35.500	49	1Alp UMi	1.9900	6300.0	71	34435	No
194	GOM_NL__2PRFIN20080930_181125_000000382072_00313_34435_0120.N1	30-SEP-2008 18:11:25	Bright	37.500	36	50Alp UMa	1.8000	6300.0	75	34435	No
195	GOM_NL__2PRFIN20080930_181255_000000352072_00313_34435_0121.N1	30-SEP-2008 18:12:55	Bright	35.000	82	48Bet UMa	2.3650	10600.	70	34435	No
196	GOM_NL__2PRFIN20080930_182247_000000352072_00313_34435_0122.N1	30-SEP-2008 18:22:47	Bright	34.500	166	17Eps Leo	2.9800	6000.0	69	34435	No
197	GOM_NL__2PRFIN20080930_183221_000000472072_00313_34435_0123.N1	30-SEP-2008 18:32:21	Twilight	47.000	48	30Alp Hya	1.9770	4100.0	94	34435	No
198	GOM_NL__2PRFIN20080930_183926_000000442072_00313_34435_0124.N1	30-SEP-2008 18:39:26	Dark	44.000	132	15Rho Pup	2.8030	6900.0	88	34435	No
199	GOM_NL__2PRFIN20080930_184201_000000422072_00313_34435_0125.N1	30-SEP-2008 18:42:01	Dark	41.500	65	Lam Vel	2.2040	4400.0	83	34435	No
200	GOM_NL__2PRFIN20080930_184437_000000402072_00313_34435_0126.N1	30-SEP-2008 18:44:37	Dark	40.000	34	Gam2Vel	1.7930	23000.	80	34435	No
201	GOM_NL__2PRFIN20080930_184822_000000422072_00314_34436_0124.N1	30-SEP-2008 18:48:22	Dark	41.500	161	Tau Pup	2.9310	4500.0	83	34436	No
202	GOM_NL__2PRFIN20080930_184946_000000462072_00314_34436_0125.N1	30-SEP-2008 18:49:46	Dark	45.500	2	Alp Car	-0.73600	7000.0	91	34436	No
203	GOM_NL__2PRFIN20080930_185907_000000402072_00314_34436_0126.N1	30-SEP-2008 18:59:07	Dark	39.500	143	Alp Hyi	2.8570	7200.0	79	34436	No
204	GOM_NL__2PRFIN20080930_190035_000000502072_00314_34436_0127.N1	30-SEP-2008 19:00:35	Dark	50.000	9	Alp Eri	0.45300	24000.	100	34436	No
205	GOM_NL__2PRFIN20080930_190557_000000432072_00314_34436_0128.N1	30-SEP-2008 19:05:57	Straylight	42.500	84	Alp Phe	2.3970	4500.0	85	34436	No
206	GOM_NL__2PRFIN20080930_191253_000000482072_00314_34436_0129.N1	30-SEP-2008 19:12:53	Straylight	48.000	52	16Bet Cet	2.0370	4500.0	96	34436	No
207	GOM_NL__2PRFIN20080930_192303_000000372072_00314_34436_0130.N1	30-SEP-2008 19:23:03	Bright	37.000	90	54Alp Peg	2.4870	11000.	74	34436	No
208	GOM_NL__2PRFIN20080930_192641_000000352072_00314_34436_0131.N1	30-SEP-2008 19:26:41	Bright	35.000	93	53Bet Peg	2.5200	3100.0	70	34436	No
209	GOM_NL__2PRFIN20080930_193606_000000392072_00314_34436_0132.N1	30-SEP-2008 19:36:06	Bright	38.500	74	11Bet Cas	2.2680	6600.0	77	34436	No
210	GOM_NL__2PRFIN20080930_193727_000000412072_00314_34436_0133.N1	30-SEP-2008 19:37:27	Bright	40.500	76	27Gam Cas	2.3000	30000.	81	34436	No
211	GOM_NL__2PRFIN20080930_194404_000000372072_00314_34436_0134.N1	30-SEP-2008 19:44:04	Bright	36.500	49	1Alp UMi	1.9900	6300.0	73	34436	No
212	GOM_NL__2PRFIN20080930_195201_000000372072_00314_34436_0135.N1	30-SEP-2008 19:52:01	Bright	36.500	36	50Alp UMa	1.8000	6300.0	73	34436	No
213	GOM_NL__2PRFIN20080930_195331_000000362072_00314_34436_0136.N1	30-SEP-2008 19:53:31	Bright	35.500	82	48Bet UMa	2.3650	10600.	71	34436	No
214	GOM_NL__2PRFIN20080930_200323_000000362072_00314_34436_0137.N1	30-SEP-2008 20:03:23	Bright	35.500	166	17Eps Leo	2.9800	6000.0	71	34436	No
215	GOM_NL__2PRFIN20080930_201257_000000502072_00314_34436_0138.N1	30-SEP-2008 20:12:57	Twilight	49.500	48	30Alp Hya	1.9770	4100.0	99	34436	No
216	GOM_NL__2PRFIN20080930_202238_000000442072_00314_34436_0139.N1	30-SEP-2008 20:22:38	Dark	43.500	65	Lam Vel	2.2040	4400.0	87	34436	No
217	GOM_NL__2PRFIN20080930_202513_000000402072_00314_34436_0140.N1	30-SEP-2008 20:25:13	Dark	40.000	34	Gam2Vel	1.7930	23000.	80	34436	No
218	GOM_NL__2PRFIN20080930_202859_000000432072_00315_34437_0138.N1	30-SEP-2008 20:28:59	Dark	42.500	161	Tau Pup	2.9310	4500.0	85	34437	No
219	GOM_NL__2PRFIN20080930_203023_000000582072_00315_34437_0139.N1	30-SEP-2008 20:30:23	Dark	57.500	2	Alp Car	-0.73600	7000.0	115	34437	No

220	GOM_NL__2PRFIN20080930_203944_000000382072_00315_34437_0140.N1	30-SEP-2008 20:39:44	Dark	37.500	143	Alp Hyi	2.8570	7200.0	75	34437	No
221	GOM_NL__2PRFIN20080930_204111_000000402072_00315_34437_0141.N1	30-SEP-2008 20:41:11	Dark	40.000	9	Alp Eri	0.45300	24000.	80	34437	No
222	GOM_NL__2PRFIN20080930_204633_000000412072_00315_34437_0142.N1	30-SEP-2008 20:46:33	Straylight	40.500	84	Alp Phe	2.3970	4500.0	81	34437	No
223	GOM_NL__2PRFIN20080930_205329_000000502072_00315_34437_0143.N1	30-SEP-2008 20:53:29	Straylight	49.500	52	16Bet Cet	2.0370	4500.0	99	34437	No
224	GOM_NL__2PRFIN20080930_210339_000000362072_00315_34437_0144.N1	30-SEP-2008 21:03:39	Bright	36.000	90	54Alp Peg	2.4870	11000.	72	34437	No
225	GOM_NL__2PRFIN20080930_210717_000000372072_00315_34437_0145.N1	30-SEP-2008 21:07:17	Bright	37.000	93	53Bet Peg	2.5200	3100.0	74	34437	No
226	GOM_NL__2PRFIN20080930_211642_000000382072_00315_34437_0146.N1	30-SEP-2008 21:16:42	Bright	37.500	74	11Bet Cas	2.2680	6600.0	75	34437	No
227	GOM_NL__2PRFIN20080930_211802_000000412072_00315_34437_0147.N1	30-SEP-2008 21:18:02	Bright	40.500	76	27Gam Cas	2.3000	30000.	81	34437	No
228	GOM_NL__2PRFIN20080930_212439_000000362072_00315_34437_0148.N1	30-SEP-2008 21:24:39	Bright	36.000	49	1Alp UMi	1.9900	6300.0	72	34437	No
229	GOM_NL__2PRFIN20080930_213237_000000372072_00315_34437_0149.N1	30-SEP-2008 21:32:37	Bright	36.500	36	50Alp UMa	1.8000	6300.0	73	34437	No
230	GOM_NL__2PRFIN20080930_213407_000000512072_00315_34437_0150.N1	30-SEP-2008 21:34:07	Bright	50.500	82	48Bet UMa	2.3650	10600.	101	34437	No
231	GOM_NL__2PRFIN20080930_214359_000000352072_00315_34437_0151.N1	30-SEP-2008 21:43:59	Bright	35.000	166	17Eps Leo	2.9800	6000.0	70	34437	No
232	GOM_NL__2PRFIN20080930_215333_000000482072_00315_34437_0152.N1	30-SEP-2008 21:53:33	Twilight	47.500	48	30Alp Hya	1.9770	4100.0	95	34437	No
233	GOM_NL__2PRFIN20080930_220040_000000462072_00315_34437_0153.N1	30-SEP-2008 22:00:40	Dark	46.000	132	15Rho Pup	2.8030	6900.0	92	34437	No
234	GOM_NL__2PRFIN20080930_220314_000000482072_00315_34437_0154.N1	30-SEP-2008 22:03:14	Dark	48.000	65	Lam Vel	2.2040	4400.0	96	34437	No
235	GOM_NL__2PRFIN20080930_220550_000000412072_00315_34437_0155.N1	30-SEP-2008 22:05:50	Dark	41.000	34	Gam2Vel	1.7930	23000.	82	34437	No
236	GOM_NL__2PRFIN20080930_220936_000000432072_00316_34438_0149.N1	30-SEP-2008 22:09:36	Dark	42.500	161	Tau Pup	2.9310	4500.0	85	34438	No
237	GOM_NL__2PRFIN20080930_221100_000000572072_00316_34438_0150.N1	30-SEP-2008 22:11:00	Dark	57.000	2	Alp Car	-0.73600	7000.0	114	34438	No
238	GOM_NL__2PRFIN20080930_222020_000000382072_00316_34438_0151.N1	30-SEP-2008 22:20:20	Dark	37.500	143	Alp Hyi	2.8570	7200.0	75	34438	No
239	GOM_NL__2PRFIN20080930_222148_000000462072_00316_34438_0152.N1	30-SEP-2008 22:21:48	Dark	46.000	9	Alp Eri	0.45300	24000.	92	34438	No
240	GOM_NL__2PRFIN20080930_222709_000000422072_00316_34438_0153.N1	30-SEP-2008 22:27:09	Straylight	41.500	84	Alp Phe	2.3970	4500.0	83	34438	No
241	GOM_NL__2PRFIN20080930_223405_000000472072_00316_34438_0154.N1	30-SEP-2008 22:34:05	Straylight	46.500	52	16Bet Cet	2.0370	4500.0	93	34438	No
242	GOM_NL__2PRFIN20080930_224415_000000362072_00316_34438_0155.N1	30-SEP-2008 22:44:15	Bright	36.000	90	54Alp Peg	2.4870	11000.	72	34438	No
243	GOM_NL__2PRFIN20080930_224753_000000372072_00316_34438_0156.N1	30-SEP-2008 22:47:53	Bright	37.000	93	53Bet Peg	2.5200	3100.0	74	34438	No
244	GOM_NL__2PRFIN20080930_225717_000000392072_00316_34438_0157.N1	30-SEP-2008 22:57:17	Bright	38.500	74	11Bet Cas	2.2680	6600.0	77	34438	No
245	GOM_NL__2PRFIN20080930_225838_000000412072_00316_34438_0158.N1	30-SEP-2008 22:58:38	Bright	41.000	76	27Gam Cas	2.3000	30000.	82	34438	No
246	GOM_NL__2PRFIN20080930_230515_000000382072_00316_34438_0159.N1	30-SEP-2008 23:05:15	Bright	37.500	49	1Alp UMi	1.9900	6300.0	75	34438	No
247	GOM_NL__2PRFIN20080930_231313_000000352072_00316_34438_0160.N1	30-SEP-2008 23:13:13	Bright	34.500	36	50Alp UMa	1.8000	6300.0	69	34438	No
248	GOM_NL__2PRFIN20080930_231443_000000342072_00316_34438_0161.N1	30-SEP-2008 23:14:43	Bright	34.000	82	48Bet UMa	2.3650	10600.	68	34438	No
249	GOM_NL__2PRFIN20080930_232435_000000362072_00316_34438_0162.N1	30-SEP-2008 23:24:35	Bright	35.500	166	17Eps Leo	2.9800	6000.0	71	34438	No
250	GOM_NL__2PRFIN20080930_233410_000000482072_00316_34438_0163.N1	30-SEP-2008 23:34:10	Twilight	48.000	48	30Alp Hya	1.9770	4100.0	96	34438	No
251	GOM_NL__2PRFIN20080930_234116_000000462072_00316_34438_0164.N1	30-SEP-2008 23:41:16	Dark	45.500	132	15Rho Pup	2.8030	6900.0	91	34438	No
252	GOM_NL__2PRFIN20080930_234350_000000422072_00316_34438_0165.N1	30-SEP-2008 23:43:50	Dark	41.500	65	Lam Vel	2.2040	4400.0	83	34438	No
253	GOM_NL__2PRFIN20080930_234626_000000392072_00316_34438_0166.N1	30-SEP-2008 23:46:26	Dark	39.000	34	Gam2Vel	1.7930	23000.	78	34438	No
254	GOM_NL__2PRFIN20080930_235012_000000432072_00317_34439_0173.N1	30-SEP-2008 23:50:12	Dark	43.000	161	Tau Pup	2.9310	4500.0	86	34439	No
255	GOM_NL__2PRFIN20080930_235136_000000572072_00317_34439_0174.N1	30-SEP-2008 23:51:36	Dark	56.500	2	Alp Car	-0.73600	7000.0	113	34439	No

3. Quality information per product

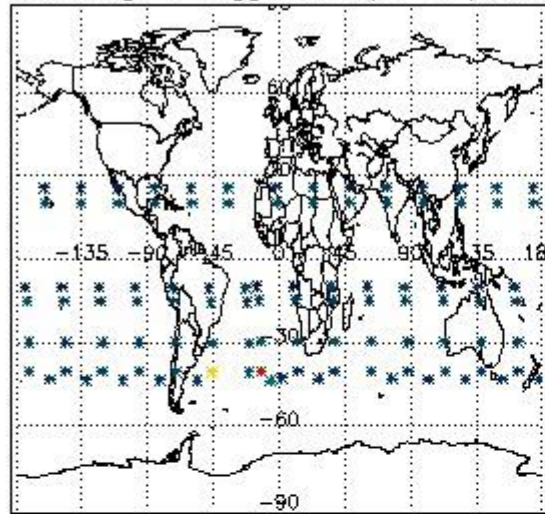
In this section it is plotted some information contained in the Quality Summary data set of the level 2 products. Only products in dark limb conditions and without errors (error flag in the MPH set to "0") are used.

3.1 Plot quality information per product (time dependant)

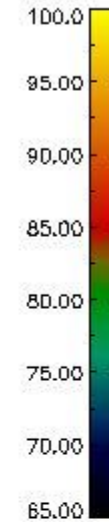
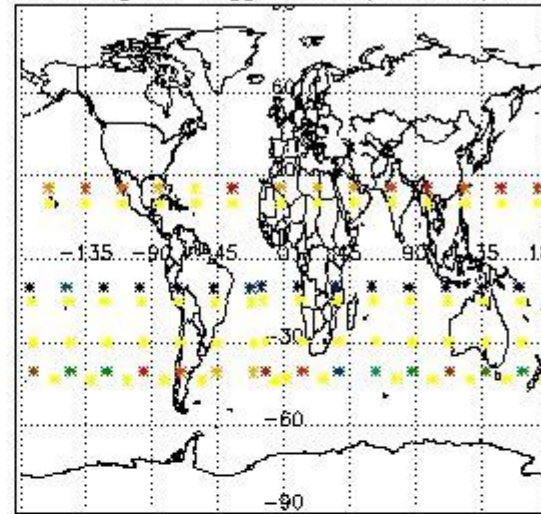


3.2 Plot quality information per product (world map)

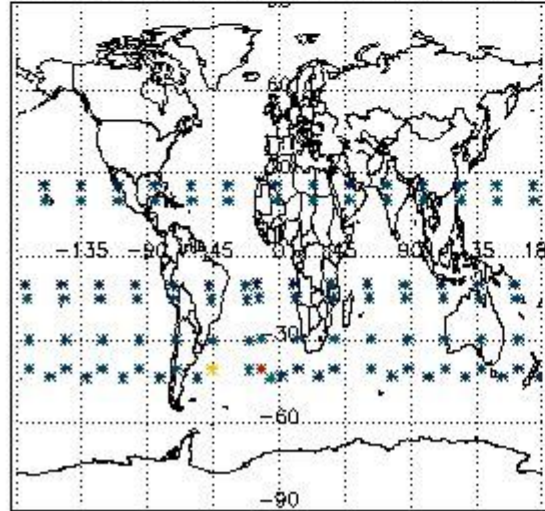
Percentage of flagged data per O3 profile



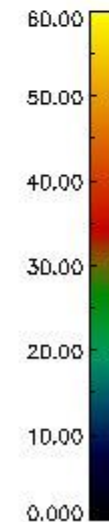
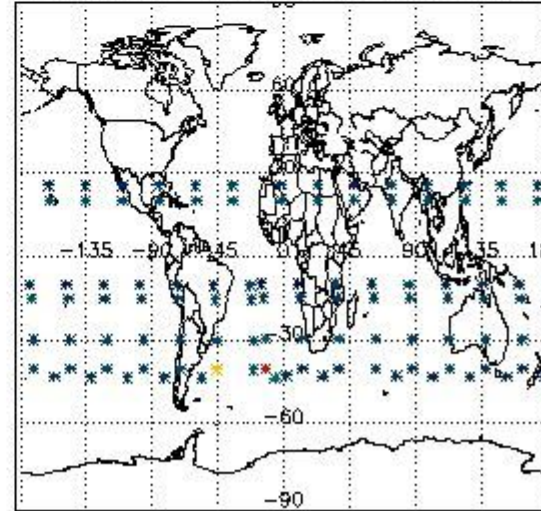
Percentage of flagged data per H2O profile



Percentage of flagged data per NO2 profile



Percentage of flagged data per NO3 profile

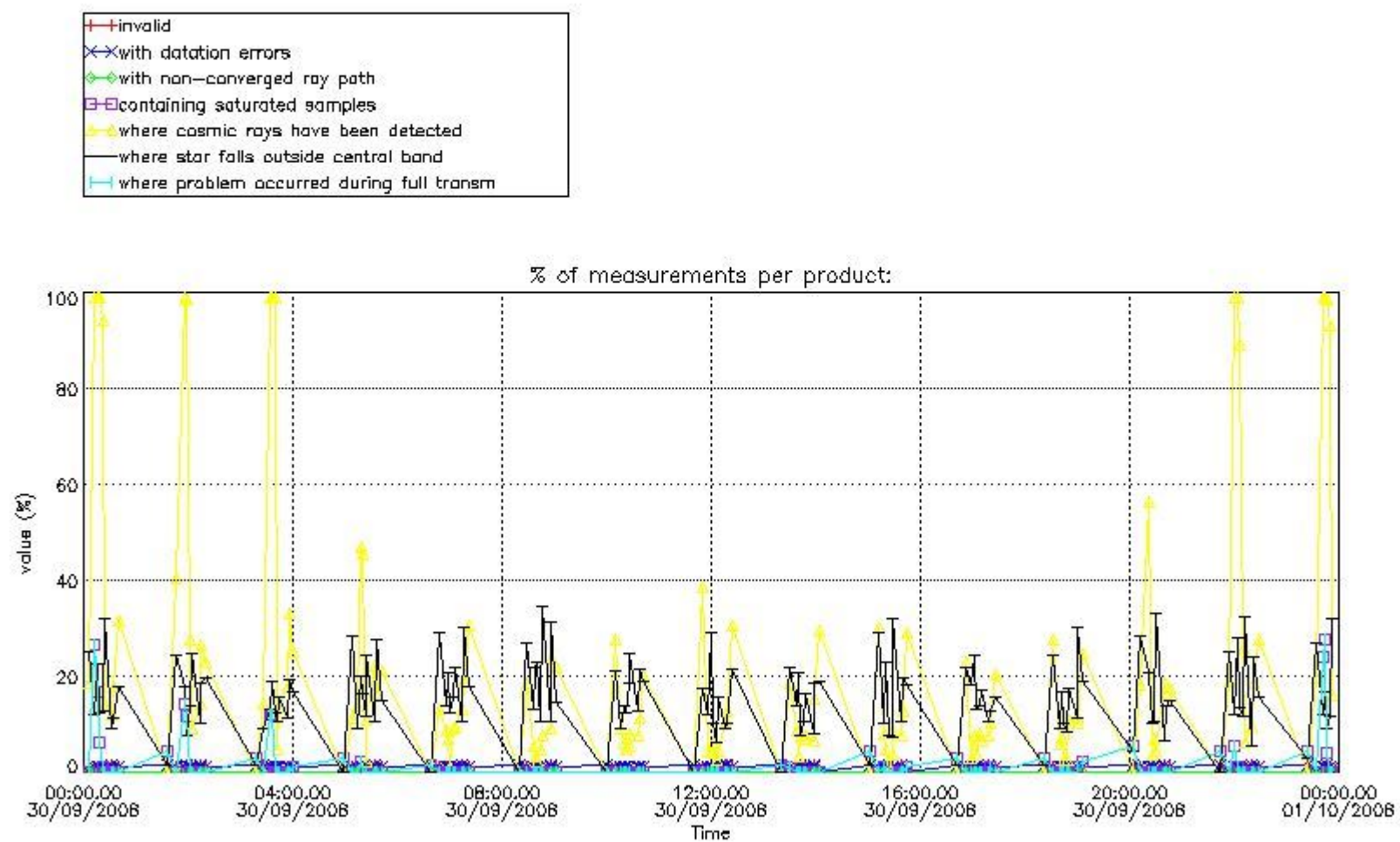


4. Level 1 quality information per product

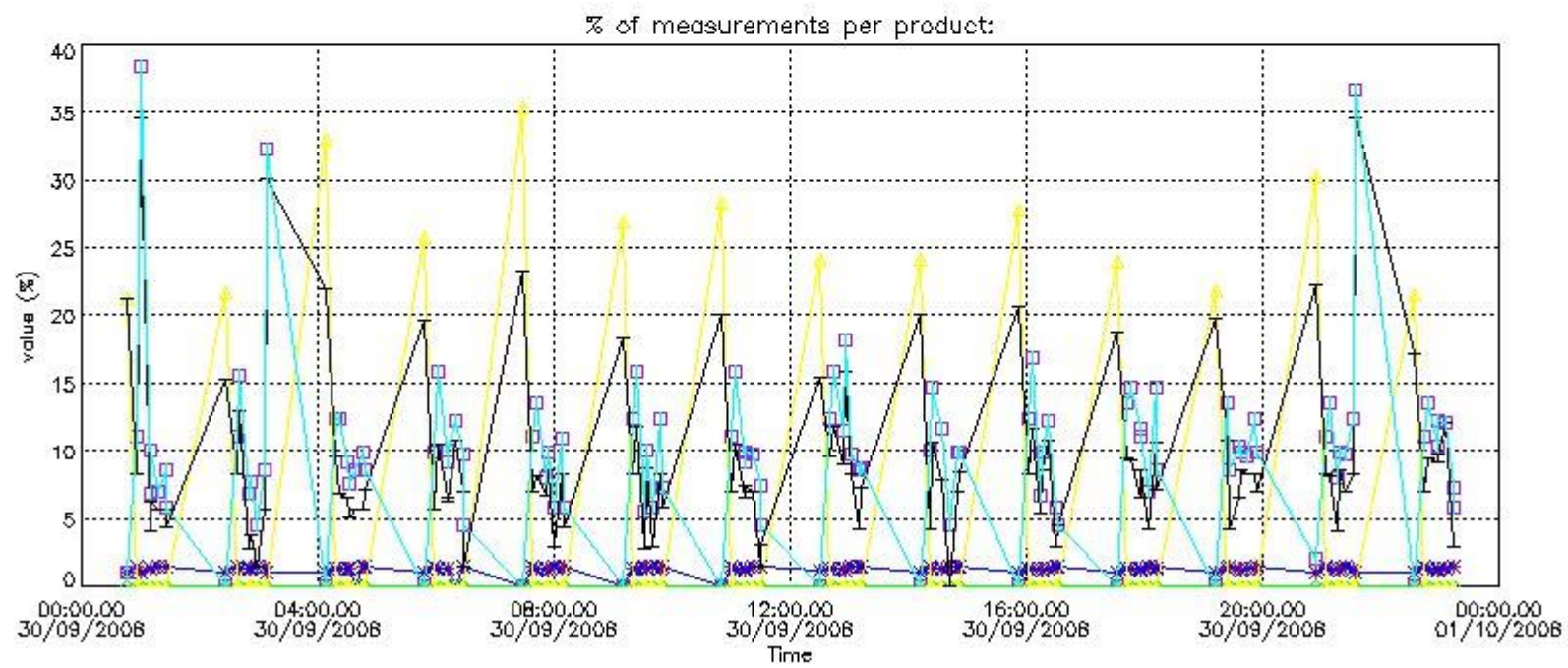
In this section it is plotted some information contained in the Quality Summary data set of the level 2 products that comes from the level 1b processing. Products without errors (error flag in the MPH set to "0") are used.

4.1 Plot quality information per product (time dependant) coming from level 1b processing

4.1.1 Plot level 1 quality information per product (time dependant): ENVISAT ASCENDING passes



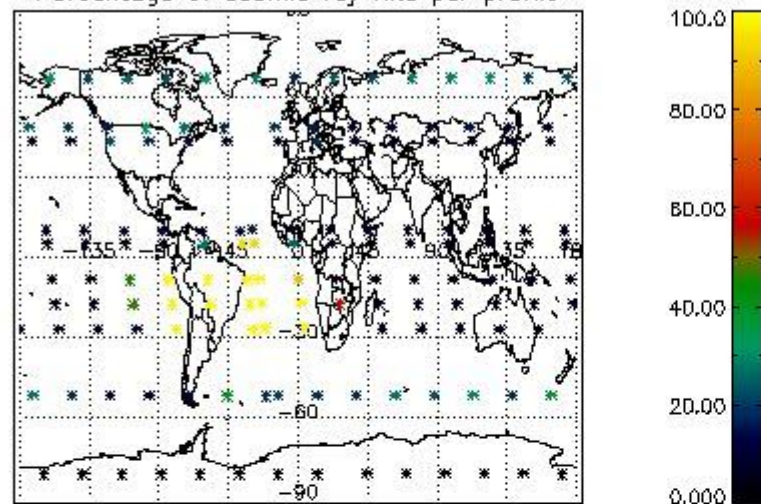
4.1.2 Plot level 1 quality information per product (time dependant): ENVI SAT DESCENDING passes



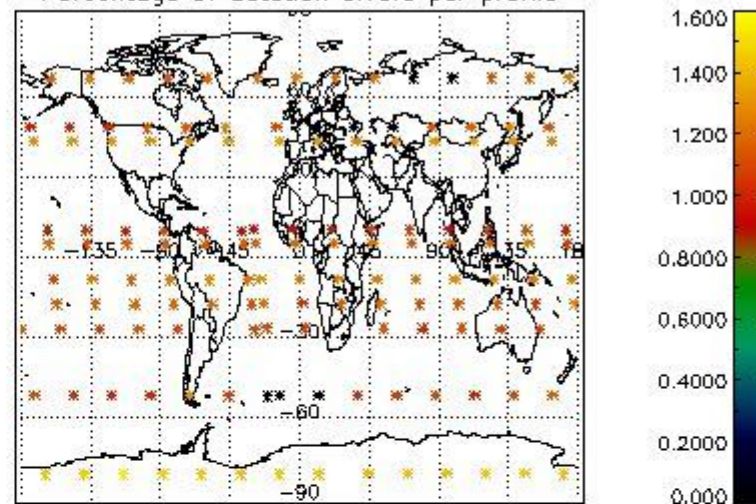
4.2 Plot quality information per product coming from level 1b processing (world map)

4.2.1 Plot level 1 quality information per product (world map): ENVISAT ASCENDING passes

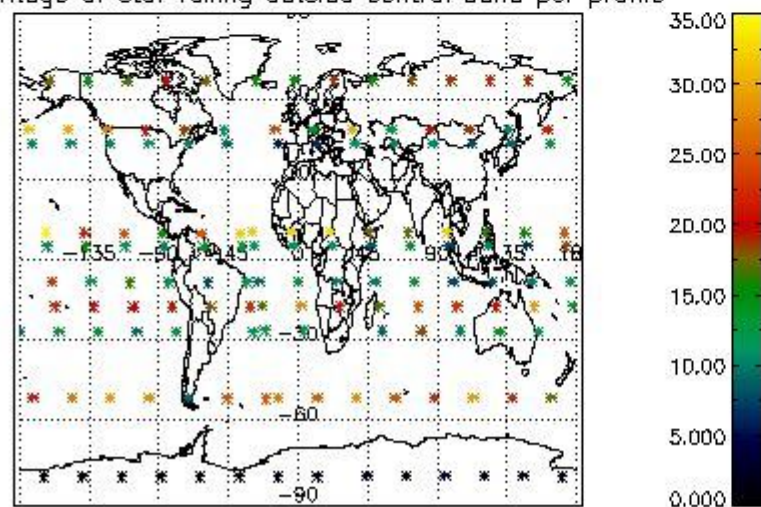
Percentage of cosmic ray hits per profile



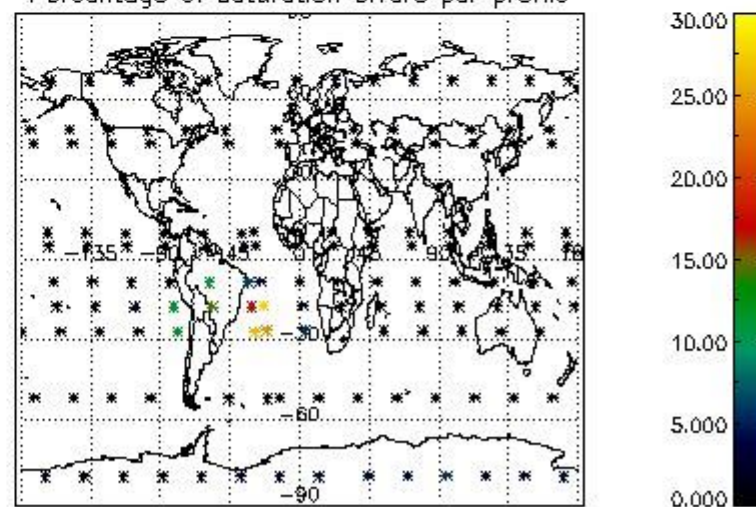
Percentage of datation errors per profile



Percentage of star falling outside central band per profile

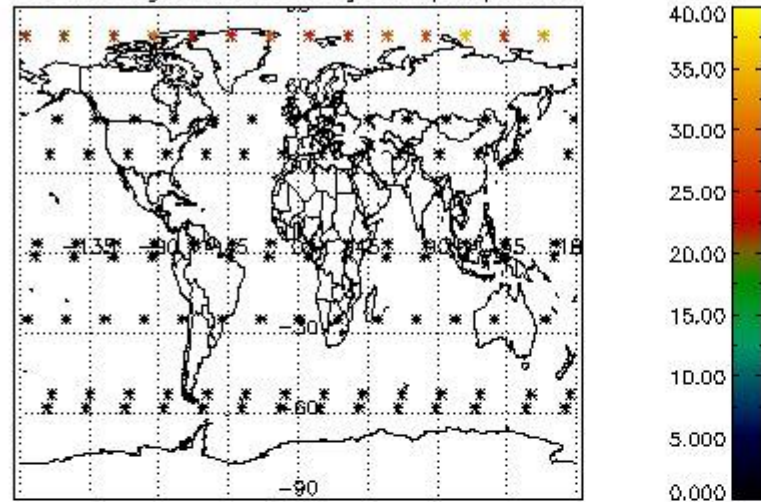


Percentage of saturation errors per profile

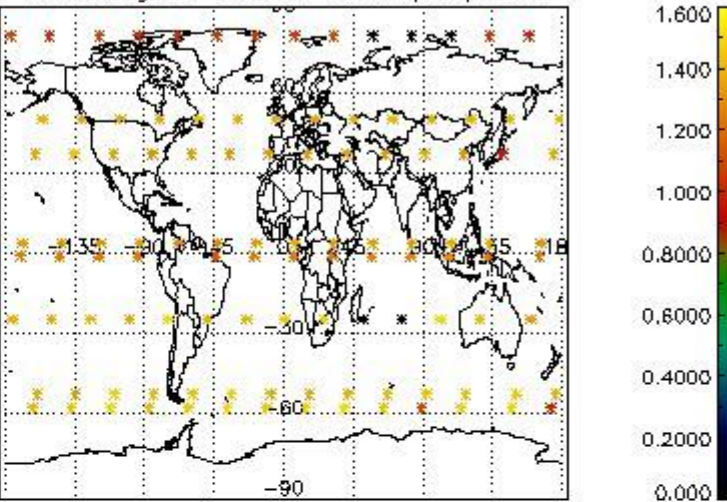


4.2.2 Plot level 1 quality information per product (world map): ENVISAT DESCENDING passes

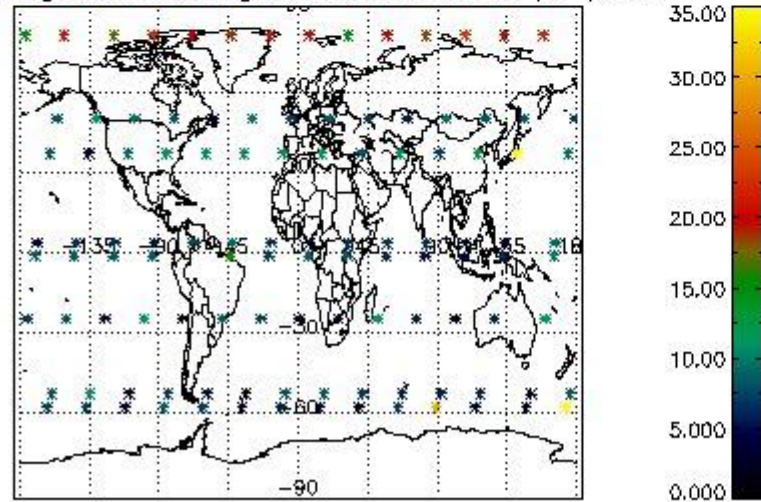
Percentage of cosmic ray hits per profile



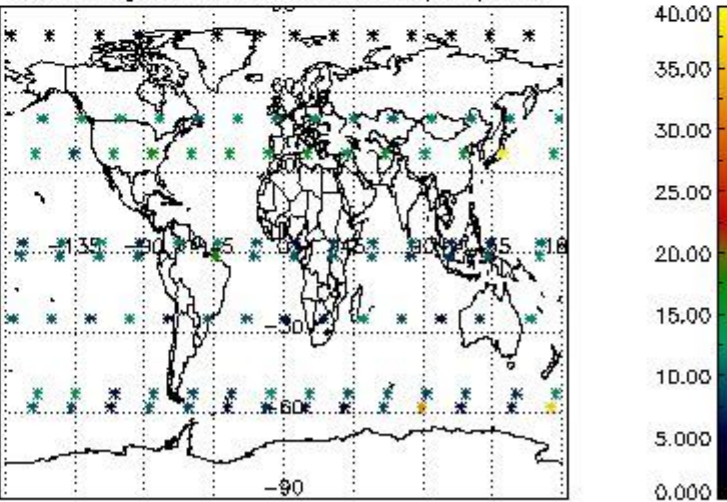
Percentage of datation errors per profile



Percentage of star falling outside central band per profile



Percentage of saturation errors per profile



5. Trace gas profiles

5.1 Ozone statistics based on quality of products

The final quality of the products can be "measured" using the STD (Standard Deviation) attached to every point profile. This information is written to the parameter GOM_NL__2P/NL_LOCAL_SPECIES_DENSITY/o3_std of the level 2 products. The table below shows the statistics for given STD ranges.

The statistics are given with respect to the overall valid production:

- Products without fatal errors: GOM_NL__2P/MPH/PRODUCT_ERR=0
- Valid point profile: GOM_NL__2P/NL_LOCAL_SPECIES_DENSITY/pcd(0)=0

The 'Criteria' is applied to valid points of dark limb products:

- Products in dark limb illumination condition: GOM_NL__2P/NL_SUMMARY_QUALITY/obs_ill_cond=0
- Products without fatal errors: GOM_NL__2P/MPH/PRODUCT_ERR=0
- Valid point profile: GOM_NL__2P/NL_LOCAL_SPECIES_DENSITY/pcd(0)=0

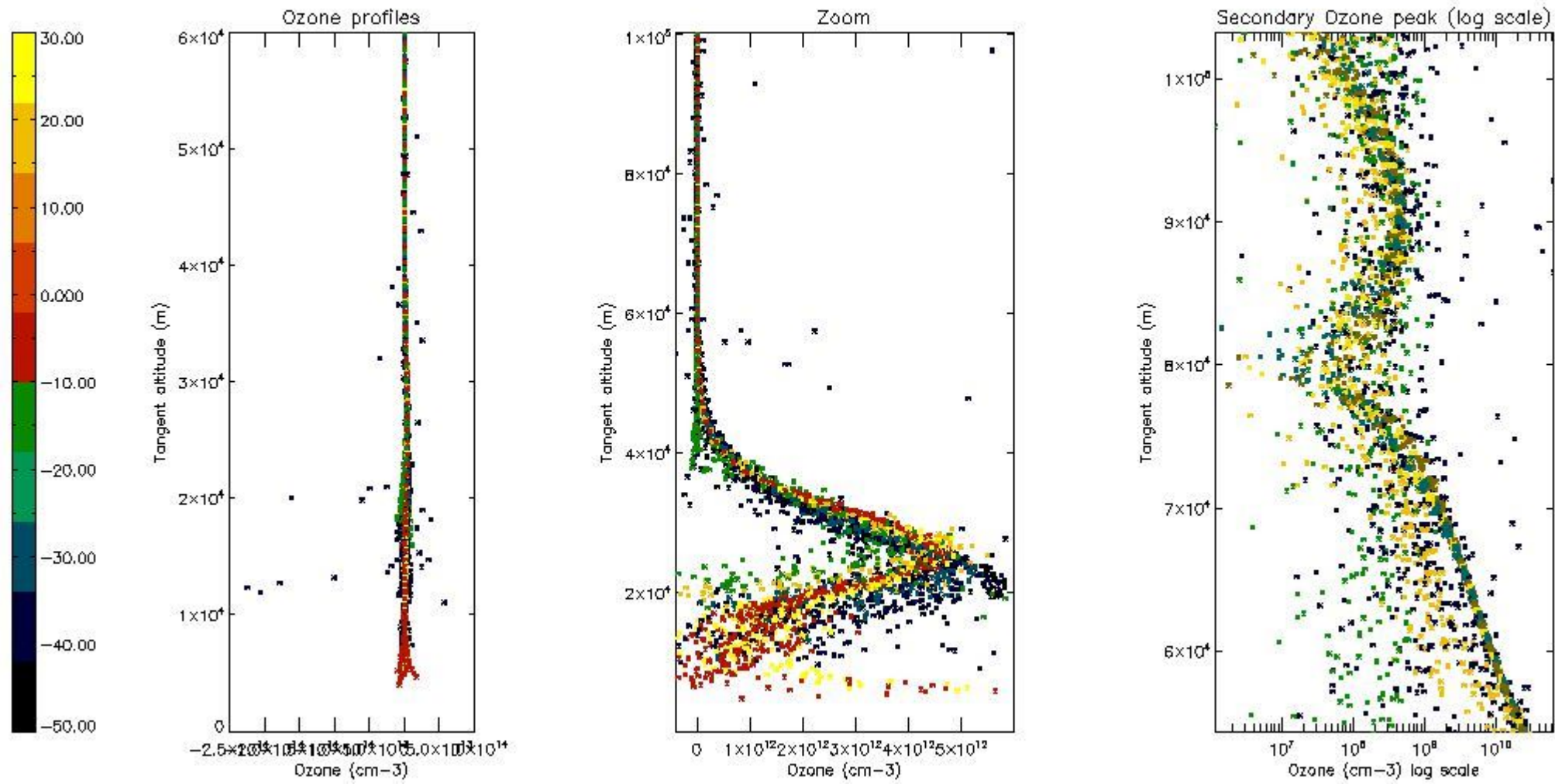
So, the table below shows the percentage of dark limb and valid observations for each criteria with respect to the overall valid daily observations.

Criteria	% of total production
All STD	43
STD < 20	21

STD < 10	14
STD < 5	10

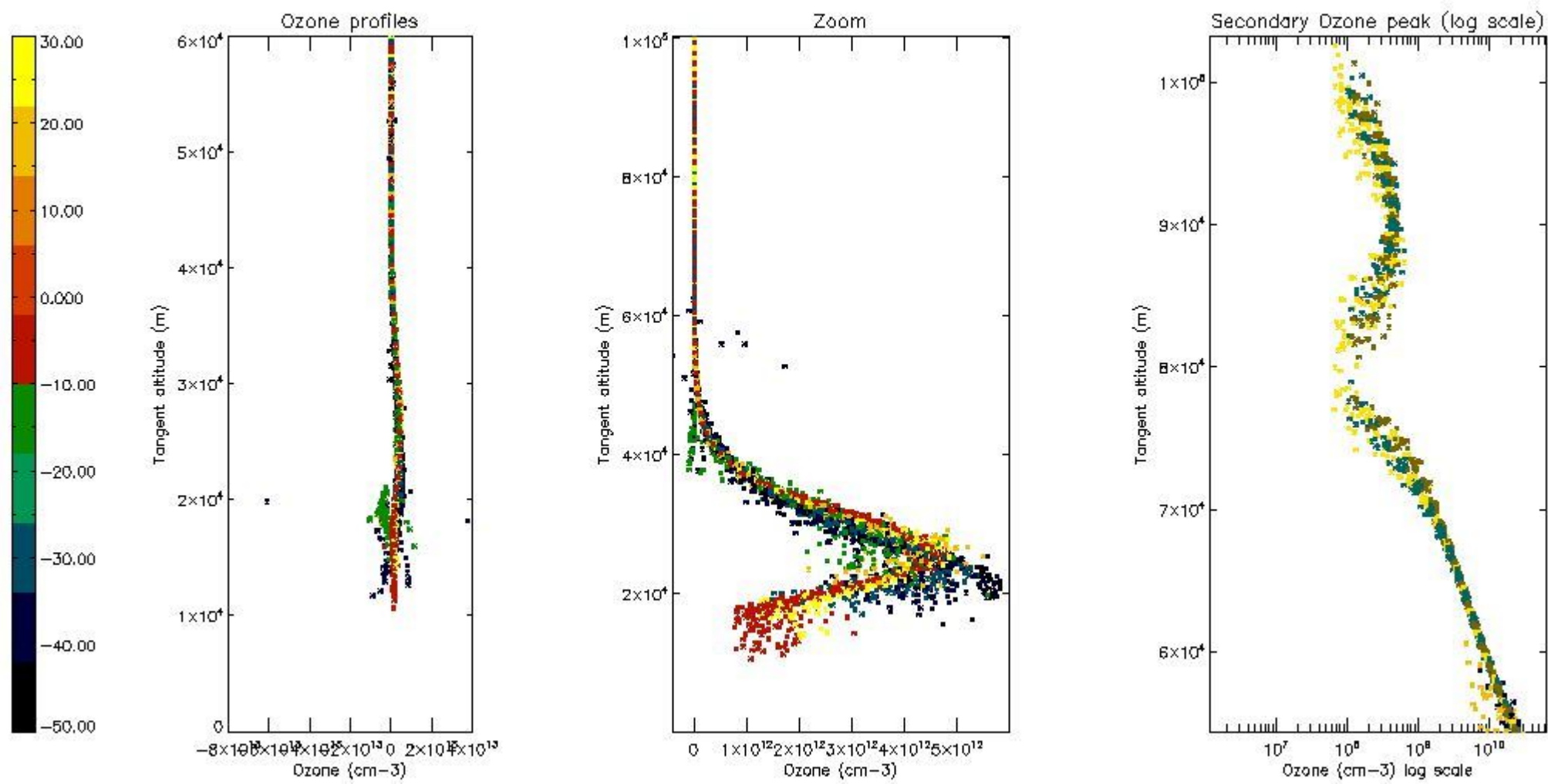
5.2 Plot ozone profiles for all STD (dark without errors)

The colorbar represents the latitude.



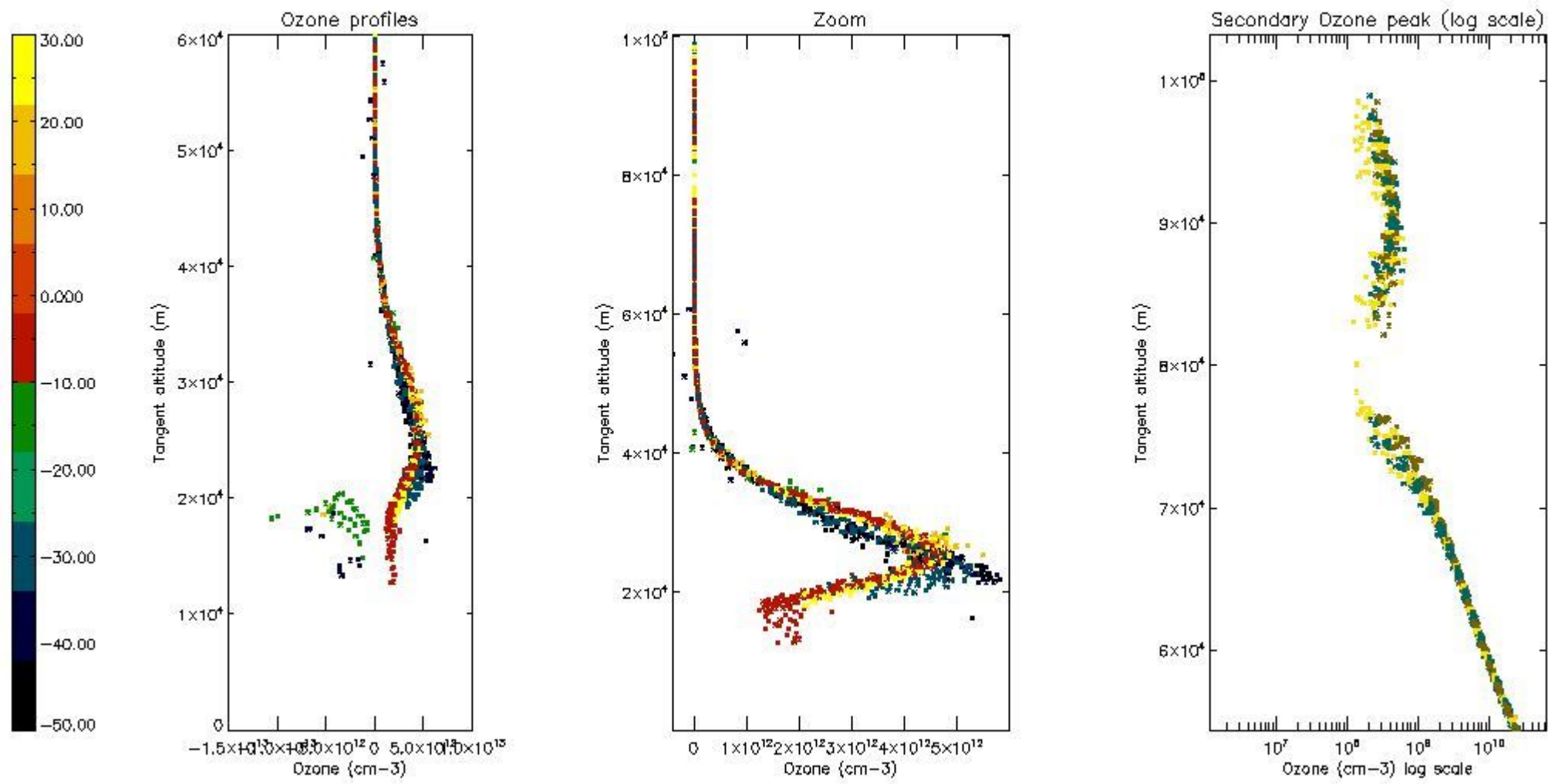
5.3 Plot ozone profiles where STD < 20% (dark without errors)

The colorbar represents the latitude.



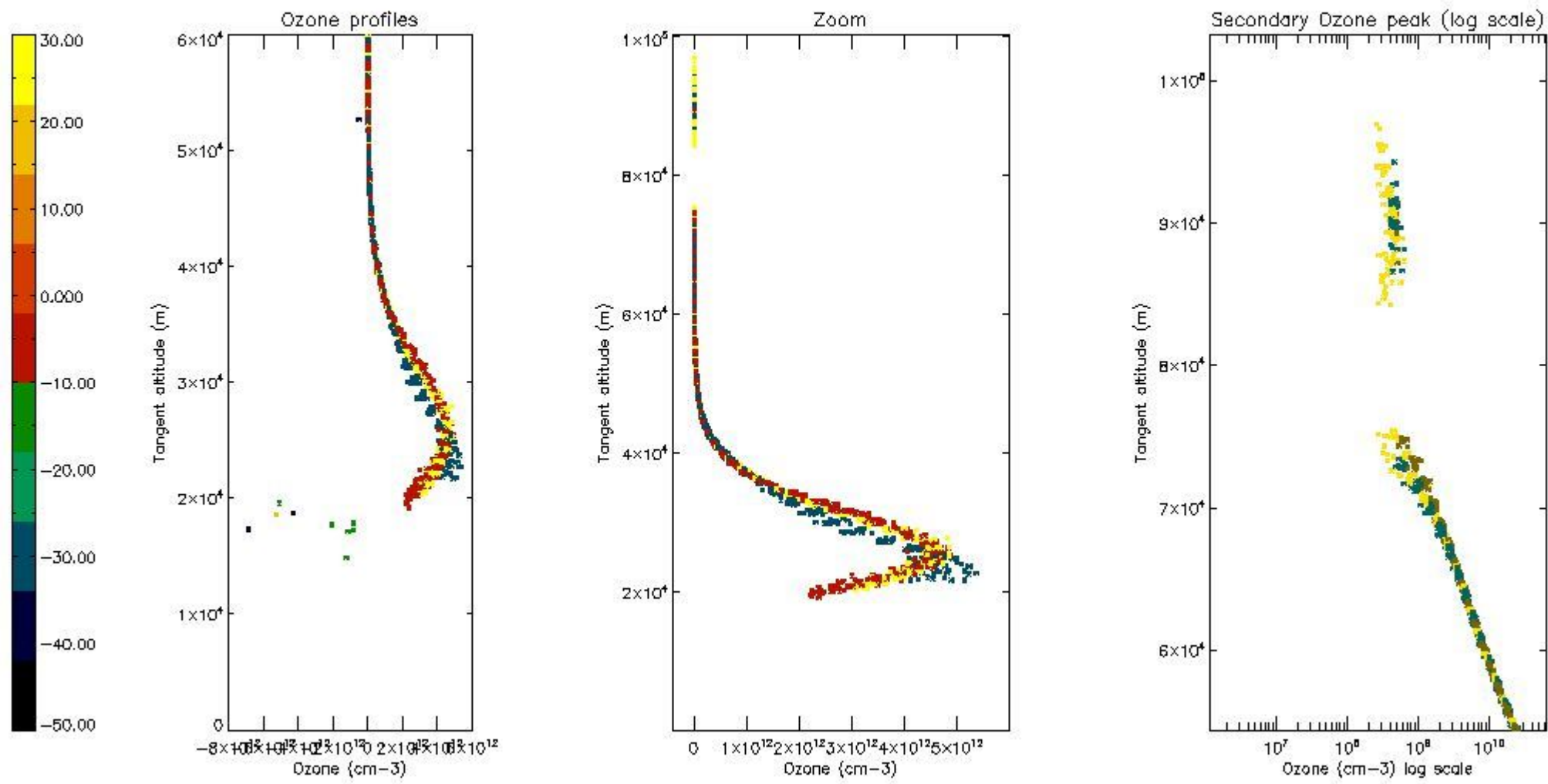
5.4 Plot ozone profiles where STD < 10% (dark without errors)

The colorbar represents the latitude.



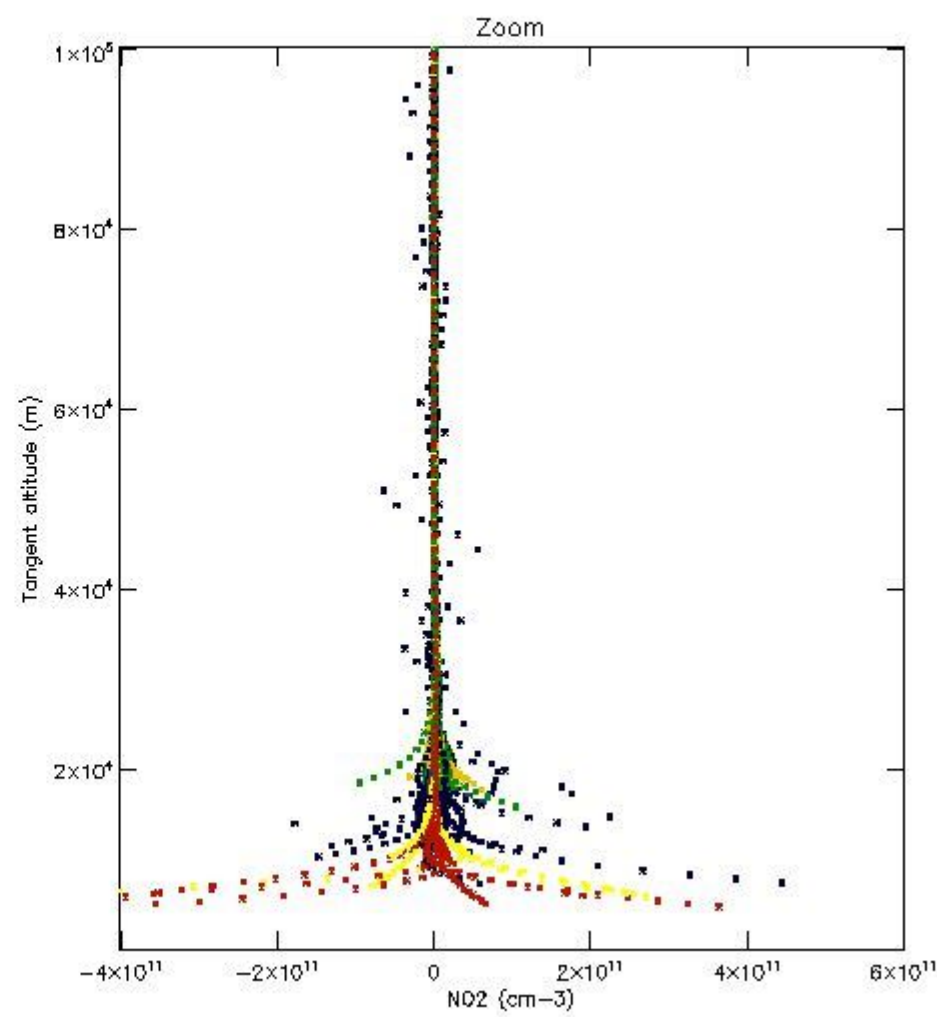
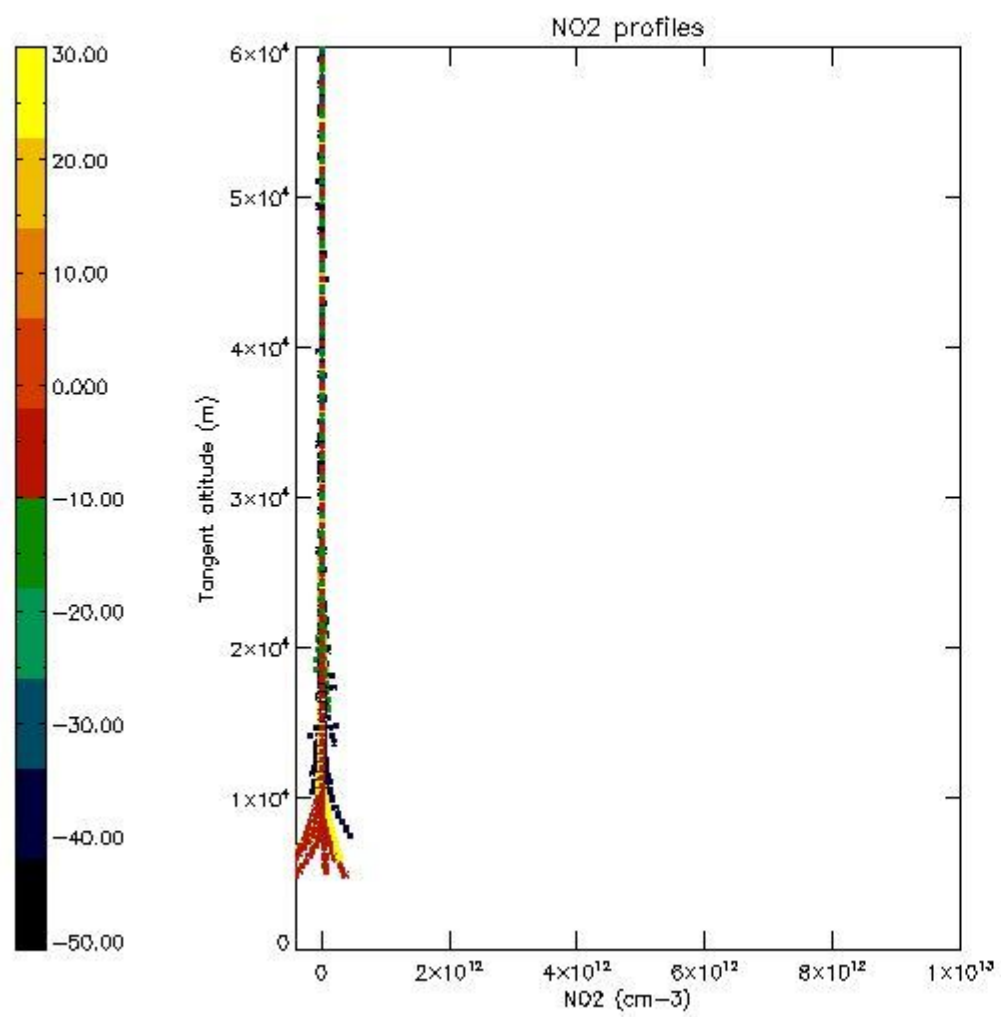
5.5 Plot ozone profiles where STD < 5% (dark without errors)

The colorbar represents the latitude.



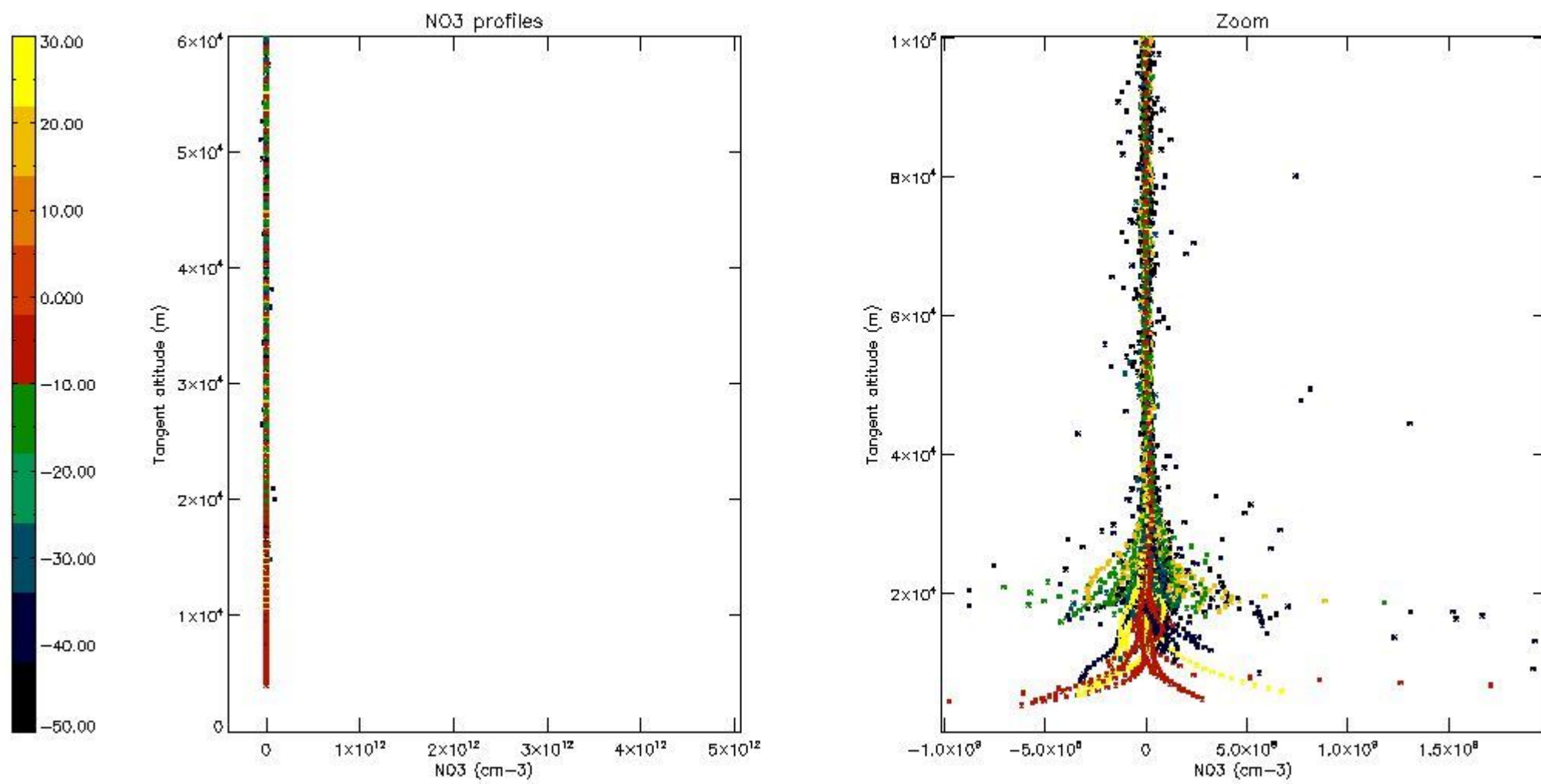
5.6 Plot NO₂ profiles for all STD (dark without errors)

The colorbar represents the latitude.



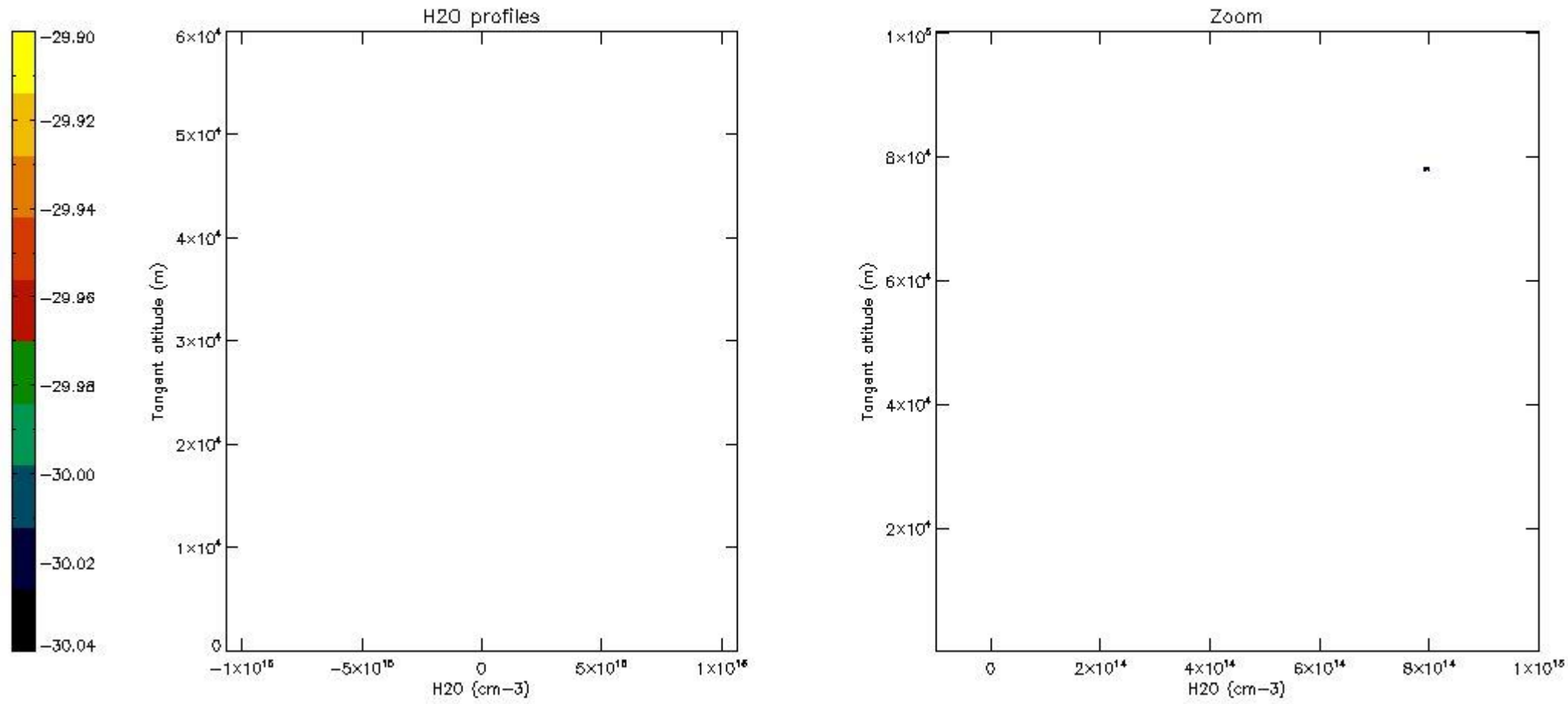
5.7 Plot NO3 profiles for all STD (dark without errors)

The colorbar represents the latitude.



5.8 Plot H2O profiles for all STD (only for occultations of stars 1,2,3,4,13,14,16,26,63 dark without errors)

The colorbar represents the latitude.



6. Auxiliary Data Files used for the production reported in section 2

The number reported in the third column indicates since which file (see list in section 2) the corresponding auxiliary file has been used. The fourth column is the date of those product files.

Type	Auxiliary Filename	Used since product	Used since product date
INST_PHYS_CHARACTERISTICS	GOM_INS_AXVIEC20091111_143220_20030716_120000_20500101_000000	1	30-SEP-2008 00:05:41
LEVEL-2_PROC_CONFIG	GOM_PR2_AXVIEC20091111_152718_20020301_000000_20500101_000000	1	30-SEP-2008 00:05:41
CROSS_SECTIONS_FILE	GOM_CRS_AXVIEC20091111_154832_20020301_000000_20500101_000000	1	30-SEP-2008 00:05:41

GOMOS Level 2 Daily Report

SUMMARY

[1. General Info](#)

[2. Summary of processed GOM_NL_2P products](#)

[3. Level 2 Quality information per product](#)

[3.1 Plot of level 2 quality information per product \(time dependant\)](#)

[3.2 Plot of level 2 quality information per product \(world map\)](#)

[4. Level 1 Quality information per product \(stored on level 2 products\)](#)

[4.1 Plot of level 1 quality information per product \(time dependant\)](#)

[4.1.1 Plot of level 1 quality information per product \(time dependant\): ASCENDING](#)

[4.1.2 Plot of level 1 quality information per product \(time dependant\): DESCENDING](#)

[4.2 Plot of level 1 quality information per product \(world map\)](#)

[4.2.1 Plot of level 1 quality information per product \(world map\): ASCENDING](#)

[4.2.2 Plot of level 1 quality information per product \(world map\): DESCENDING](#)

[5. Ozone profiles based on quality statistics and other trace gas profiles](#)

[5.1 Ozone statistics based on quality of products](#)

[5.2 Plot ozone profiles for all STD \(dark without errors\)](#)

[5.3 Plot ozone profiles where STD < 20% \(dark without errors\)](#)

[5.4. Plot ozone profiles where STD < 10% \(dark without errors\)](#)

[5.5. Plot ozone profiles where STD < 5% \(dark without errors\)](#)

[5.6 Plot NO2 profiles for all STD \(dark without errors\)](#)

[5.7 Plot NO3 profiles for all STD \(dark without errors\)](#)

[5.8 Plot H2O profiles \(only for occultations of stars 1,2,3,4,13,14,16,26,63 dark without errors\) for all STD](#)

[6. Auxiliary Data Files used for the production reported in section 2](#)

This report presents the daily analysis on parameters extracted from GOMOS level 2 data (GOM_NL__2P). It is intended to monitor some important parameters that will impact the quality of these products. A list of level 2 products (and content) that have arrived during the reporting day to the PCF is also given.

Item	Value
Time of report generation	25APR2013 20:25:55
Data source version	GOMOS/6.01
Start time of products	30-09-2008 (30SEP2008 00:00:00)
Stop time of products	01-10-2008 (01OCT2008 00:00:00)
Store outputs in DB	Yes
Nb of level 2 prods	255
Nb of prods with errors	0

2. Summary of processed GOM_NL__2P products.

Nr	Filename	UTC Start time	Limb	Duration	Star Id	Star Name	Star Mag	Star Temp	Nb Meas	Orbit	Prod. error
1	GOM_NL__2PRFIN20080930_000541_000000462072_00302_34424_9941.N1	30-SEP-2008 00:05:41	Twilight	46.000	48	30Alp Hya	1.9770	4100.0	92	34424	No
2	GOM_NL__2PRFIN20080930_001242_000000462072_00302_34424_9942.N1	30-SEP-2008 00:12:42	Dark	45.500	132	15Rho Pup	2.8030	6900.0	91	34424	No
3	GOM_NL__2PRFIN20080930_001522_000000452072_00302_34424_9943.N1	30-SEP-2008 00:15:22	Dark	44.500	65	Lam Vel	2.2040	4400.0	89	34424	No
4	GOM_NL__2PRFIN20080930_001755_000000412072_00302_34424_9944.N1	30-SEP-2008 00:17:55	Dark	41.000	34	Gam2Vel	1.7930	23000.	82	34424	No
5	GOM_NL__2PRFIN20080930_002139_000000442072_00303_34425_9952.N1	30-SEP-2008 00:21:39	Dark	43.500	161	Tau Pup	2.9310	4500.0	87	34425	No
6	GOM_NL__2PRFIN20080930_002303_000000572072_00303_34425_9953.N1	30-SEP-2008 00:23:03	Dark	56.500	2	Alp Car	-0.73600	7000.0	113	34425	No
7	GOM_NL__2PRFIN20080930_003228_000000382072_00303_34425_9954.N1	30-SEP-2008 00:32:28	Dark	38.000	143	Alp Hyi	2.8570	7200.0	76	34425	No
8	GOM_NL__2PRFIN20080930_003355_000000402072_00303_34425_9955.N1	30-SEP-2008 00:33:55	Dark	39.500	9	Alp Eri	0.45300	24000.	79	34425	No
9	GOM_NL__2PRFIN20080930_003918_000000432072_00303_34425_9956.N1	30-SEP-2008 00:39:18	Straylight	42.500	84	Alp Phe	2.3970	4500.0	85	34425	No
10	GOM_NL__2PRFIN20080930_004616_000000502072_00303_34425_9957.N1	30-SEP-2008 00:46:16	Straylight	49.500	52	16Bet Cet	2.0370	4500.0	99	34425	No
11	GOM_NL__2PRFIN20080930_005627_000000362072_00303_34425_9958.N1	30-SEP-2008 00:56:27	Bright	36.000	90	54Alp Peg	2.4870	11000.	72	34425	No
12	GOM_NL__2PRFIN20080930_010006_000000522072_00303_34425_9959.N1	30-SEP-2008 01:00:06	Bright	52.000	93	53Bet Peg	2.5200	3100.0	104	34425	No
13	GOM_NL__2PRFIN20080930_010934_000000372072_00303_34425_9960.N1	30-SEP-2008 01:09:34	Bright	36.500	74	11Bet Cas	2.2680	6600.0	73	34425	No
14	GOM_NL__2PRFIN20080930_011056_000000402072_00303_34425_9961.N1	30-SEP-2008 01:10:56	Bright	40.000	76	27Gam Cas	2.3000	30000.	80	34425	No
15	GOM_NL__2PRFIN20080930_011728_000000362072_00303_34425_9962.N1	30-SEP-2008 01:17:28	Bright	35.500	49	1Alp UMi	1.9900	6300.0	71	34425	No
16	GOM_NL__2PRFIN20080930_012524_000000352072_00303_34425_9963.N1	30-SEP-2008 01:25:24	Bright	35.000	36	50Alp UMa	1.8000	6300.0	70	34425	No
17	GOM_NL__2PRFIN20080930_012654_000000342072_00303_34425_9964.N1	30-SEP-2008 01:26:54	Bright	34.000	82	48Bet UMa	2.3650	10600.	68	34425	No
18	GOM_NL__2PRFIN20080930_013645_000000352072_00303_34425_9965.N1	30-SEP-2008 01:36:45	Bright	35.000	166	17Eps Leo	2.9800	6000.0	70	34425	No
19	GOM_NL__2PRFIN20080930_014617_000000472072_00303_34425_9966.N1	30-SEP-2008 01:46:17	Twilight	47.000	48	30Alp Hya	1.9770	4100.0	94	34425	No
20	GOM_NL__2PRFIN20080930_015558_000000422072_00303_34425_9967.N1	30-SEP-2008 01:55:58	Dark	42.000	65	Lam Vel	2.2040	4400.0	84	34425	No
21	GOM_NL__2PRFIN20080930_015832_000000392072_00303_34425_9968.N1	30-SEP-2008 01:58:32	Dark	39.000	34	Gam2Vel	1.7930	23000.	78	34425	No
22	GOM_NL__2PRFIN20080930_020215_000000442072_00304_34426_9970.N1	30-SEP-2008 02:02:15	Dark	43.500	161	Tau Pup	2.9310	4500.0	87	34426	No
23	GOM_NL__2PRFIN20080930_020339_000000512072_00304_34426_9971.N1	30-SEP-2008 02:03:39	Dark	50.500	2	Alp Car	-0.73600	7000.0	101	34426	No
24	GOM_NL__2PRFIN20080930_021304_000000392072_00304_34426_9972.N1	30-SEP-2008 02:13:04	Dark	39.000	143	Alp Hyi	2.8570	7200.0	78	34426	No
25	GOM_NL__2PRFIN20080930_021432_000000442072_00304_34426_9973.N1	30-SEP-2008 02:14:32	Dark	43.500	9	Alp Eri	0.45300	24000.	87	34426	No
26	GOM_NL__2PRFIN20080930_021954_000000442072_00304_34426_9974.N1	30-SEP-2008 02:19:54	Straylight	43.500	84	Alp Phe	2.3970	4500.0	87	34426	No
27	GOM_NL__2PRFIN20080930_022652_000000462072_00304_34426_9975.N1	30-SEP-2008 02:26:52	Straylight	46.000	52	16Bet Cet	2.0370	4500.0	92	34426	No
28	GOM_NL__2PRFIN20080930_023703_000000362072_00304_34426_9976.N1	30-SEP-2008 02:37:03	Bright	36.000	90	54Alp Peg	2.4870	11000.	72	34426	No
29	GOM_NL__2PRFIN20080930_024042_000000392072_00304_34426_9977.N1	30-SEP-2008 02:40:42	Bright	38.500	93	53Bet Peg	2.5200	3100.0	77	34426	No
30	GOM_NL__2PRFIN20080930_025009_000000372072_00304_34426_9978.N1	30-SEP-2008 02:50:09	Bright	36.500	74	11Bet Cas	2.2680	6600.0	73	34426	No
31	GOM_NL__2PRFIN20080930_025131_000000392072_00304_34426_9979.N1	30-SEP-2008 02:51:31	Bright	39.000	76	27Gam Cas	2.3000	30000.	78	34426	No
32	GOM_NL__2PRFIN20080930_025804_000000342072_00304_34426_9980.N1	30-SEP-2008 02:58:04	Bright	33.500	49	1Alp UMi	1.9900	6300.0	67	34426	No
33	GOM_NL__2PRFIN20080930_030600_000000352072_00304_34426_9981.N1	30-SEP-2008 03:06:00	Bright	35.000	36	50Alp UMa	1.8000	6300.0	70	34426	No
34	GOM_NL__2PRFIN20080930_030730_000000472072_00304_34426_9982.N1	30-SEP-2008 03:07:30	Bright	46.500	82	48Bet UMa	2.3650	10600.	93	34426	No
35	GOM_NL__2PRFIN20080930_031722_000000352072_00304_34426_9983.N1	30-SEP-2008 03:17:22	Bright	34.500	166	17Eps Leo	2.9800	6000.0	69	34426	No
36	GOM_NL__2PRFIN20080930_032654_000000392072_00304_34426_9984.N1	30-SEP-2008 03:26:54	Twilight	38.500	48	30Alp Hya	1.9770	4100.0	77	34426	No
37	GOM_NL__2PRFIN20080930_033355_000000462072_00304_34426_9985.N1	30-SEP-2008 03:33:55	Dark	45.500	132	15Rho Pup	2.8030	6900.0	91	34426	No
38	GOM_NL__2PRFIN20080930_033634_000000422072_00304_34426_9986.N1	30-SEP-2008 03:36:34	Dark	42.000	65	Lam Vel	2.2040	4400.0	84	34426	No
39	GOM_NL__2PRFIN20080930_033908_000000412072_00304_34426_9987.N1	30-SEP-2008 03:39:08	Dark	40.500	34	Gam2Vel	1.7930	23000.	81	34426	No
40	GOM_NL__2PRFIN20080930_034252_000000432072_00305_34427_9982.N1	30-SEP-2008 03:42:52	Dark	43.000	161	Tau Pup	2.9310	4500.0	86	34427	No
41	GOM_NL__2PRFIN20080930_034416_000000452072_00305_34427_9983.N1	30-SEP-2008 03:44:16	Dark	45.000	2	Alp Car	-0.73600	7000.0	90	34427	No
42	GOM_NL__2PRFIN20080930_035340_000000402072_00305_34427_9984.N1	30-SEP-2008 03:53:40	Dark	39.500	143	Alp Hyi	2.8570	7200.0	79	34427	No

43	GOM_NL__2PRFIN20080930_035508_000000442072_00305_34427_9985.N1	30-SEP-2008 03:55:08	Dark	44.000	9	Alp Eri	0.45300	24000.	88	34427	No
44	GOM_NL__2PRFIN20080930_040031_000000422072_00305_34427_9986.N1	30-SEP-2008 04:00:31	Straylight	42.000	84	Alp Phe	2.3970	4500.0	84	34427	No
45	GOM_NL__2PRFIN20080930_040728_000000502072_00305_34427_9987.N1	30-SEP-2008 04:07:28	Straylight	50.000	52	16Bet Cet	2.0370	4500.0	100	34427	No
46	GOM_NL__2PRFIN20080930_041739_000000372072_00305_34427_9988.N1	30-SEP-2008 04:17:39	Bright	36.500	90	54Alp Peg	2.4870	11000.	73	34427	No
47	GOM_NL__2PRFIN20080930_042118_000000372072_00305_34427_9989.N1	30-SEP-2008 04:21:18	Bright	36.500	93	53Bet Peg	2.5200	3100.0	73	34427	No
48	GOM_NL__2PRFIN20080930_043045_000000382072_00305_34427_9990.N1	30-SEP-2008 04:30:45	Bright	38.000	74	11Bet Cas	2.2680	6600.0	76	34427	No
49	GOM_NL__2PRFIN20080930_043207_000000402072_00305_34427_9991.N1	30-SEP-2008 04:32:07	Bright	39.500	76	27Gam Cas	2.3000	30000.	79	34427	No
50	GOM_NL__2PRFIN20080930_043840_000000352072_00305_34427_9992.N1	30-SEP-2008 04:38:40	Bright	35.000	49	1Alp UMi	1.9900	6300.0	70	34427	No
51	GOM_NL__2PRFIN20080930_044636_000000362072_00305_34427_9993.N1	30-SEP-2008 04:46:36	Bright	35.500	36	50Alp UMa	1.8000	6300.0	71	34427	No
52	GOM_NL__2PRFIN20080930_044806_000000352072_00305_34427_9994.N1	30-SEP-2008 04:48:06	Bright	35.000	82	48Bet UMa	2.3650	10600.	70	34427	No
53	GOM_NL__2PRFIN20080930_045758_000000352072_00305_34427_9995.N1	30-SEP-2008 04:57:58	Bright	35.000	166	17Eps Leo	2.9800	6000.0	70	34427	No
54	GOM_NL__2PRFIN20080930_050730_000000502072_00305_34427_9996.N1	30-SEP-2008 05:07:30	Twilight	49.500	48	30Alp Hya	1.9770	4100.0	99	34427	No
55	GOM_NL__2PRFIN20080930_051432_000000442072_00305_34427_9997.N1	30-SEP-2008 05:14:32	Dark	44.000	132	15Rho Pup	2.8030	6900.0	88	34427	No
56	GOM_NL__2PRFIN20080930_051711_000000432072_00305_34427_9998.N1	30-SEP-2008 05:17:11	Dark	42.500	65	Lam Vel	2.2040	4400.0	85	34427	No
57	GOM_NL__2PRFIN20080930_051945_000000432072_00305_34427_9999.N1	30-SEP-2008 05:19:45	Dark	43.000	34	Gam2Vel	1.7930	23000.	86	34427	No
58	GOM_NL__2PRFIN20080930_052329_000000442072_00306_34428_9997.N1	30-SEP-2008 05:23:29	Dark	43.500	161	Tau Pup	2.9310	4500.0	87	34428	No
59	GOM_NL__2PRFIN20080930_052453_000000512072_00306_34428_9998.N1	30-SEP-2008 05:24:53	Dark	51.000	2	Alp Car	-0.73600	7000.0	102	34428	No
60	GOM_NL__2PRFIN20080930_053417_000000392072_00306_34428_9999.N1	30-SEP-2008 05:34:17	Dark	38.500	143	Alp Hyi	2.8570	7200.0	77	34428	No
61	GOM_NL__2PRFIN20080930_053545_000000492072_00306_34428_0000.N1	30-SEP-2008 05:35:45	Dark	49.000	9	Alp Eri	0.45300	24000.	98	34428	No
62	GOM_NL__2PRFIN20080930_054107_000000412072_00306_34428_0001.N1	30-SEP-2008 05:41:07	Straylight	40.500	84	Alp Phe	2.3970	4500.0	81	34428	No
63	GOM_NL__2PRFIN20080930_054804_000000492072_00306_34428_0002.N1	30-SEP-2008 05:48:04	Straylight	48.500	52	16Bet Cet	2.0370	4500.0	97	34428	No
64	GOM_NL__2PRFIN20080930_055815_000000362072_00306_34428_0003.N1	30-SEP-2008 05:58:15	Bright	35.500	90	54Alp Peg	2.4870	11000.	71	34428	No
65	GOM_NL__2PRFIN20080930_060154_000000382072_00306_34428_0004.N1	30-SEP-2008 06:01:54	Bright	38.000	93	53Bet Peg	2.5200	3100.0	76	34428	No
66	GOM_NL__2PRFIN20080930_061121_000000382072_00306_34428_0005.N1	30-SEP-2008 06:11:21	Bright	38.000	74	11Bet Cas	2.2680	6600.0	76	34428	No
67	GOM_NL__2PRFIN20080930_061242_000000402072_00306_34428_0006.N1	30-SEP-2008 06:12:42	Bright	40.000	76	27Gam Cas	2.3000	30000.	80	34428	No
68	GOM_NL__2PRFIN20080930_061916_000000372072_00306_34428_0007.N1	30-SEP-2008 06:19:16	Bright	37.000	49	1Alp UMi	1.9900	6300.0	74	34428	No
69	GOM_NL__2PRFIN20080930_062712_000000362072_00306_34428_0008.N1	30-SEP-2008 06:27:12	Bright	36.000	36	50Alp UMa	1.8000	6300.0	72	34428	No
70	GOM_NL__2PRFIN20080930_062842_000000342072_00306_34428_0009.N1	30-SEP-2008 06:28:42	Bright	33.500	82	48Bet UMa	2.3650	10600.	67	34428	No
71	GOM_NL__2PRFIN20080930_063834_000000352072_00306_34428_0010.N1	30-SEP-2008 06:38:34	Bright	34.500	166	17Eps Leo	2.9800	6000.0	69	34428	No
72	GOM_NL__2PRFIN20080930_064806_000000502072_00306_34428_0011.N1	30-SEP-2008 06:48:06	Twilight	50.000	48	30Alp Hya	1.9770	4100.0	100	34428	No
73	GOM_NL__2PRFIN20080930_065509_000000472072_00306_34428_0012.N1	30-SEP-2008 06:55:09	Dark	46.500	132	15Rho Pup	2.8030	6900.0	93	34428	No
74	GOM_NL__2PRFIN20080930_065747_000000442072_00306_34428_0013.N1	30-SEP-2008 06:57:47	Dark	43.500	65	Lam Vel	2.2040	4400.0	87	34428	No
75	GOM_NL__2PRFIN20080930_070021_000000412072_00306_34428_0014.N1	30-SEP-2008 07:00:21	Dark	41.000	34	Gam2Vel	1.7930	23000.	82	34428	No
76	GOM_NL__2PRFIN20080930_070406_000000452072_00307_34429_0023.N1	30-SEP-2008 07:04:06	Dark	44.500	161	Tau Pup	2.9310	4500.0	89	34429	No
77	GOM_NL__2PRFIN20080930_070530_000000492072_00307_34429_0024.N1	30-SEP-2008 07:05:30	Dark	48.500	2	Alp Car	-0.73600	7000.0	97	34429	No
78	GOM_NL__2PRFIN20080930_071453_000000392072_00307_34429_0025.N1	30-SEP-2008 07:14:53	Dark	38.500	143	Alp Hyi	2.8570	7200.0	77	34429	No
79	GOM_NL__2PRFIN20080930_071621_000000502072_00307_34429_0026.N1	30-SEP-2008 07:16:21	Dark	50.000	9	Alp Eri	0.45300	24000.	100	34429	No
80	GOM_NL__2PRFIN20080930_072143_000000432072_00307_34429_0027.N1	30-SEP-2008 07:21:43	Straylight	42.500	84	Alp Phe	2.3970	4500.0	85	34429	No
81	GOM_NL__2PRFIN20080930_072840_000000502072_00307_34429_0028.N1	30-SEP-2008 07:28:40	Straylight	49.500	52	16Bet Cet	2.0370	4500.0	99	34429	No
82	GOM_NL__2PRFIN20080930_073851_000000362072_00307_34429_0029.N1	30-SEP-2008 07:38:51	Bright	36.000	90	54Alp Peg	2.4870	11000.	72	34429	No
83	GOM_NL__2PRFIN20080930_074230_000000372072_00307_34429_0030.N1	30-SEP-2008 07:42:30	Bright	37.000	93	53Bet Peg	2.5200	3100.0	74	34429	No
84	GOM_NL__2PRFIN20080930_075157_000000382072_00307_34429_0031.N1	30-SEP-2008 07:51:57	Bright	37.500	74	11Bet Cas	2.2680	6600.0	75	34429	No
85	GOM_NL__2PRFIN20080930_075318_000000412072_00307_34429_0032.N1	30-SEP-2008 07:53:18	Bright	40.500	76	27Gam Cas	2.3000	30000.	81	34429	No
86	GOM_NL__2PRFIN20080930_075952_000000342072_00307_34429_0033.N1	30-SEP-2008 07:59:52	Bright	34.000	49	1Alp UMi	1.9900	6300.0	68	34429	No
87	GOM_NL__2PRFIN20080930_080748_000000372072_00307_34429_0034.N1	30-SEP-2008 08:07:48	Bright	36.500	36	50Alp UMa	1.8000	6300.0	73	34429	No
88	GOM_NL__2PRFIN20080930_080919_000000342072_00307_34429_0035.N1	30-SEP-2008 08:09:19	Bright	34.000	82	48Bet UMa	2.3650	10600.	68	34429	No
89	GOM_NL__2PRFIN20080930_081910_000000342072_00307_34429_0036.N1	30-SEP-2008 08:19:10	Bright	34.000	166	17Eps Leo	2.9800	6000.0	68	34429	No
90	GOM_NL__2PRFIN20080930_082843_000000492072_00307_34429_0037.N1	30-SEP-2008 08:28:43	Twilight	48.500	48	30Alp Hya	1.9770	4100.0	97	34429	No
91	GOM_NL__2PRFIN20080930_083546_000000462072_00307_34429_0038.N1	30-SEP-2008 08:35:46	Dark	45.500	132	15Rho Pup	2.8030	6900.0	91	34429	No
92	GOM_NL__2PRFIN20080930_083823_000000442072_00307_34429_0039.N1	30-SEP-2008 08:38:23	Dark	43.500	65	Lam Vel	2.2040	4400.0	87	34429	No
93	GOM_NL__2PRFIN20080930_084058_000000462072_00307_34429_0040.N1	30-SEP-2008 08:40:58	Dark	46.000	34	Gam2Vel	1.7930	23000.	92	34429	No
94	GOM_NL__2PRFIN20080930_084442_000000432072_00308_34430_0037.N1	30-SEP-2008 08:44:42	Dark	42.500	161	Tau Pup	2.9310	4500.0	85	34430	No
95	GOM_NL__2PRFIN20080930_084606_000000582072_00308_34430_0038.N1	30-SEP-2008 08:46:06	Dark	58.000	2	Alp Car	-0.73600	7000.0	116	34430	No
96	GOM_NL__2PRFIN20080930_085530_000000392072_00308_34430_0039.N1	30-SEP-2008 08:55:30	Dark	38.500	143	Alp Hyi	2.8570	7200.0	77	34430	No
97	GOM_NL__2PRFIN20080930_085657_000000512072_00308_34430_0040.N1	30-SEP-2008 08:56:57	Dark	51.000	9	Alp Eri	0.45300	24000.	102	34430	No
98	GOM_NL__2PRFIN20080930_090219_000000412072_00308_34430_0041.N1	30-SEP-2008 09:02:19	Straylight	41.000	84	Alp Phe	2.3970	4500.0	82	34430	No
99	GOM_NL__2PRFIN20080930_090916_000000472072_00308_34430_0042.N1	30-SEP-2008 09:09:16	Straylight	46.500	52	16Bet Cet	2.0370	4500.0	93	34430	No
100	GOM_NL__2PRFIN20080930_091927_000000372072_00308_34430_0043.N1	30-SEP-2008 09:19:27	Bright	36.500	90	54Alp Peg	2.4870	11000.	73	34430	No
101	GOM_NL__2PRFIN20080930_092306_000000382072_00308_34430_0044.N1	30-SEP-2008 09:23:06	Bright	38.000	93	53Bet Peg	2.5200	3100.0	76	34430	No

102	GOM_NL__2PRFIN20080930_093232_000000362072_00308_34430_0045.N1	30-SEP-2008 09:32:32	Bright	36.000	74	11Bet Cas	2.2680	6600.0	72	34430	No
103	GOM_NL__2PRFIN20080930_093354_000000402072_00308_34430_0046.N1	30-SEP-2008 09:33:54	Bright	40.000	76	27Gam Cas	2.3000	30000.	80	34430	No
104	GOM_NL__2PRFIN20080930_094028_000000342072_00308_34430_0047.N1	30-SEP-2008 09:40:28	Bright	34.000	49	1Alp UMi	1.9900	6300.0	68	34430	No
105	GOM_NL__2PRFIN20080930_094824_000000372072_00308_34430_0048.N1	30-SEP-2008 09:48:24	Bright	36.500	36	50Alp UMa	1.8000	6300.0	73	34430	No
106	GOM_NL__2PRFIN20080930_094955_000000352072_00308_34430_0049.N1	30-SEP-2008 09:49:55	Bright	34.500	82	48Bet UMa	2.3650	10600.	69	34430	No
107	GOM_NL__2PRFIN20080930_095946_000000332072_00308_34430_0050.N1	30-SEP-2008 09:59:46	Bright	32.500	166	17Eps Leo	2.9800	6000.0	65	34430	No
108	GOM_NL__2PRFIN20080930_100919_000000452072_00308_34430_0051.N1	30-SEP-2008 10:09:19	Twilight	45.000	48	30Alp Hya	1.9770	4100.0	90	34430	No
109	GOM_NL__2PRFIN20080930_101622_000000442072_00308_34430_0052.N1	30-SEP-2008 10:16:22	Dark	44.000	132	15Rho Pup	2.8030	6900.0	88	34430	No
110	GOM_NL__2PRFIN20080930_101900_000000402072_00308_34430_0053.N1	30-SEP-2008 10:19:00	Dark	39.500	65	Lam Vel	2.2040	4400.0	79	34430	No
111	GOM_NL__2PRFIN20080930_102134_000000412072_00308_34430_0054.N1	30-SEP-2008 10:21:34	Dark	41.000	34	Gam2Vel	1.7930	23000.	82	34430	No
112	GOM_NL__2PRFIN20080930_102519_000000462072_00309_34431_0050.N1	30-SEP-2008 10:25:19	Dark	46.000	161	Tau Pup	2.9310	4500.0	92	34431	No
113	GOM_NL__2PRFIN20080930_102643_000000512072_00309_34431_0051.N1	30-SEP-2008 10:26:43	Dark	50.500	2	Alp Car	-0.73600	7000.0	101	34431	No
114	GOM_NL__2PRFIN20080930_103606_000000402072_00309_34431_0052.N1	30-SEP-2008 10:36:06	Dark	39.500	143	Alp Hyi	2.8570	7200.0	79	34431	No
115	GOM_NL__2PRFIN20080930_103733_000000452072_00309_34431_0053.N1	30-SEP-2008 10:37:33	Dark	44.500	9	Alp Eri	0.45300	24000.	89	34431	No
116	GOM_NL__2PRFIN20080930_104256_000000432072_00309_34431_0054.N1	30-SEP-2008 10:42:56	Straylight	42.500	84	Alp Phe	2.3970	4500.0	85	34431	No
117	GOM_NL__2PRFIN20080930_104952_000000482072_00309_34431_0055.N1	30-SEP-2008 10:49:52	Straylight	47.500	52	16Bet Cet	2.0370	4500.0	95	34431	No
118	GOM_NL__2PRFIN20080930_110003_000000362072_00309_34431_0056.N1	30-SEP-2008 11:00:03	Bright	36.000	90	54Alp Peg	2.4870	11000.	72	34431	No
119	GOM_NL__2PRFIN20080930_110342_000000382072_00309_34431_0057.N1	30-SEP-2008 11:03:42	Bright	38.000	93	53Bet Peg	2.5200	3100.0	76	34431	No
120	GOM_NL__2PRFIN20080930_111308_000000382072_00309_34431_0058.N1	30-SEP-2008 11:13:08	Bright	38.000	74	11Bet Cas	2.2680	6600.0	76	34431	No
121	GOM_NL__2PRFIN20080930_111429_000000412072_00309_34431_0059.N1	30-SEP-2008 11:14:29	Bright	40.500	76	27Gam Cas	2.3000	30000.	81	34431	No
122	GOM_NL__2PRFIN20080930_112104_000000362072_00309_34431_0060.N1	30-SEP-2008 11:21:04	Bright	36.000	49	1Alp UMi	1.9900	6300.0	72	34431	No
123	GOM_NL__2PRFIN20080930_112900_000000342072_00309_34431_0061.N1	30-SEP-2008 11:29:00	Bright	34.000	36	50Alp UMa	1.8000	6300.0	68	34431	No
124	GOM_NL__2PRFIN20080930_113031_000000342072_00309_34431_0062.N1	30-SEP-2008 11:30:31	Bright	33.500	82	48Bet UMa	2.3650	10600.	67	34431	No
125	GOM_NL__2PRFIN20080930_114022_000000342072_00309_34431_0063.N1	30-SEP-2008 11:40:22	Bright	34.000	166	17Eps Leo	2.9800	6000.0	68	34431	No
126	GOM_NL__2PRFIN20080930_114955_000000432072_00309_34431_0064.N1	30-SEP-2008 11:49:55	Twilight	43.000	48	30Alp Hya	1.9770	4100.0	86	34431	No
127	GOM_NL__2PRFIN20080930_115659_000000462072_00309_34431_0065.N1	30-SEP-2008 11:56:59	Dark	46.000	132	15Rho Pup	2.8030	6900.0	92	34431	No
128	GOM_NL__2PRFIN20080930_115936_000000482072_00309_34431_0066.N1	30-SEP-2008 11:59:36	Dark	48.000	65	Lam Vel	2.2040	4400.0	96	34431	No
129	GOM_NL__2PRFIN20080930_120211_000000402072_00309_34431_0067.N1	30-SEP-2008 12:02:11	Dark	40.000	34	Gam2Vel	1.7930	23000.	80	34431	No
130	GOM_NL__2PRFIN20080930_120555_000000412072_00310_34432_0064.N1	30-SEP-2008 12:05:55	Dark	40.500	161	Tau Pup	2.9310	4500.0	81	34432	No
131	GOM_NL__2PRFIN20080930_120720_000000452072_00310_34432_0065.N1	30-SEP-2008 12:07:20	Dark	45.000	2	Alp Car	-0.73600	7000.0	90	34432	No
132	GOM_NL__2PRFIN20080930_121642_000000382072_00310_34432_0066.N1	30-SEP-2008 12:16:42	Dark	38.000	143	Alp Hyi	2.8570	7200.0	76	34432	No
133	GOM_NL__2PRFIN20080930_121810_000000392072_00310_34432_0067.N1	30-SEP-2008 12:18:10	Dark	39.000	9	Alp Eri	0.45300	24000.	78	34432	No
134	GOM_NL__2PRFIN20080930_122332_000000442072_00310_34432_0068.N1	30-SEP-2008 12:23:32	Straylight	44.000	84	Alp Phe	2.3970	4500.0	88	34432	No
135	GOM_NL__2PRFIN20080930_123028_000000462072_00310_34432_0069.N1	30-SEP-2008 12:30:28	Straylight	45.500	52	16Bet Cet	2.0370	4500.0	91	34432	No
136	GOM_NL__2PRFIN20080930_124039_000000372072_00310_34432_0070.N1	30-SEP-2008 12:40:39	Bright	36.500	90	54Alp Peg	2.4870	11000.	73	34432	No
137	GOM_NL__2PRFIN20080930_124417_000000382072_00310_34432_0071.N1	30-SEP-2008 12:44:17	Bright	38.000	93	53Bet Peg	2.5200	3100.0	76	34432	No
138	GOM_NL__2PRFIN20080930_125343_000000392072_00310_34432_0072.N1	30-SEP-2008 12:53:43	Bright	39.000	74	11Bet Cas	2.2680	6600.0	78	34432	No
139	GOM_NL__2PRFIN20080930_125504_000000442072_00310_34432_0073.N1	30-SEP-2008 12:55:04	Bright	44.000	76	27Gam Cas	2.3000	30000.	88	34432	No
140	GOM_NL__2PRFIN20080930_130140_000000362072_00310_34432_0074.N1	30-SEP-2008 13:01:40	Bright	36.000	49	1Alp UMi	1.9900	6300.0	72	34432	No
141	GOM_NL__2PRFIN20080930_130936_000000352072_00310_34432_0075.N1	30-SEP-2008 13:09:36	Bright	35.000	36	50Alp UMa	1.8000	6300.0	70	34432	No
142	GOM_NL__2PRFIN20080930_131107_000000352072_00310_34432_0076.N1	30-SEP-2008 13:11:07	Bright	34.500	82	48Bet UMa	2.3650	10600.	69	34432	No
143	GOM_NL__2PRFIN20080930_132059_000000352072_00310_34432_0077.N1	30-SEP-2008 13:20:59	Bright	34.500	166	17Eps Leo	2.9800	6000.0	69	34432	No
144	GOM_NL__2PRFIN20080930_133032_000000462072_00310_34432_0078.N1	30-SEP-2008 13:30:32	Twilight	45.500	48	30Alp Hya	1.9770	4100.0	91	34432	No
145	GOM_NL__2PRFIN20080930_133736_000000472072_00310_34432_0079.N1	30-SEP-2008 13:37:36	Dark	46.500	132	15Rho Pup	2.8030	6900.0	93	34432	No
146	GOM_NL__2PRFIN20080930_134012_000000442072_00310_34432_0080.N1	30-SEP-2008 13:40:12	Dark	43.500	65	Lam Vel	2.2040	4400.0	87	34432	No
147	GOM_NL__2PRFIN20080930_134247_000000392072_00310_34432_0081.N1	30-SEP-2008 13:42:47	Dark	39.000	34	Gam2Vel	1.7930	23000.	78	34432	No
148	GOM_NL__2PRFIN20080930_134632_000000432072_00311_34433_0070.N1	30-SEP-2008 13:46:32	Dark	42.500	161	Tau Pup	2.9310	4500.0	85	34433	No
149	GOM_NL__2PRFIN20080930_134756_000000462072_00311_34433_0071.N1	30-SEP-2008 13:47:56	Dark	46.000	2	Alp Car	-0.73600	7000.0	92	34433	No
150	GOM_NL__2PRFIN20080930_135718_000000382072_00311_34433_0072.N1	30-SEP-2008 13:57:18	Dark	37.500	143	Alp Hyi	2.8570	7200.0	75	34433	No
151	GOM_NL__2PRFIN20080930_135846_000000432072_00311_34433_0073.N1	30-SEP-2008 13:58:46	Dark	43.000	9	Alp Eri	0.45300	24000.	86	34433	No
152	GOM_NL__2PRFIN20080930_140408_000000432072_00311_34433_0074.N1	30-SEP-2008 14:04:08	Straylight	42.500	84	Alp Phe	2.3970	4500.0	85	34433	No
153	GOM_NL__2PRFIN20080930_141104_000000482072_00311_34433_0075.N1	30-SEP-2008 14:11:04	Straylight	47.500	52	16Bet Cet	2.0370	4500.0	95	34433	No
154	GOM_NL__2PRFIN20080930_142115_000000352072_00311_34433_0076.N1	30-SEP-2008 14:21:15	Bright	35.000	90	54Alp Peg	2.4870	11000.	70	34433	No
155	GOM_NL__2PRFIN20080930_142453_000000382072_00311_34433_0077.N1	30-SEP-2008 14:24:53	Bright	37.500	93	53Bet Peg	2.5200	3100.0	75	34433	No
156	GOM_NL__2PRFIN20080930_143419_000000392072_00311_34433_0078.N1	30-SEP-2008 14:34:19	Bright	38.500	74	11Bet Cas	2.2680	6600.0	77	34433	No
157	GOM_NL__2PRFIN20080930_144216_000000342072_00311_34433_0079.N1	30-SEP-2008 14:42:16	Bright	33.500	49	1Alp UMi	1.9900	6300.0	67	34433	No
158	GOM_NL__2PRFIN20080930_145013_000000362072_00311_34433_0080.N1	30-SEP-2008 14:50:13	Bright	35.500	36	50Alp UMa	1.8000	6300.0	71	34433	No
159	GOM_NL__2PRFIN20080930_145143_000000362072_00311_34433_0081.N1	30-SEP-2008 14:51:43	Bright	35.500	82	48Bet UMa	2.3650	10600.	71	34433	No
160	GOM_NL__2PRFIN20080930_150135_000000352072_00311_34433_0082.N1	30-SEP-2008 15:01:35	Bright	35.000	166	17Eps Leo	2.9800	6000.0	70	34433	No

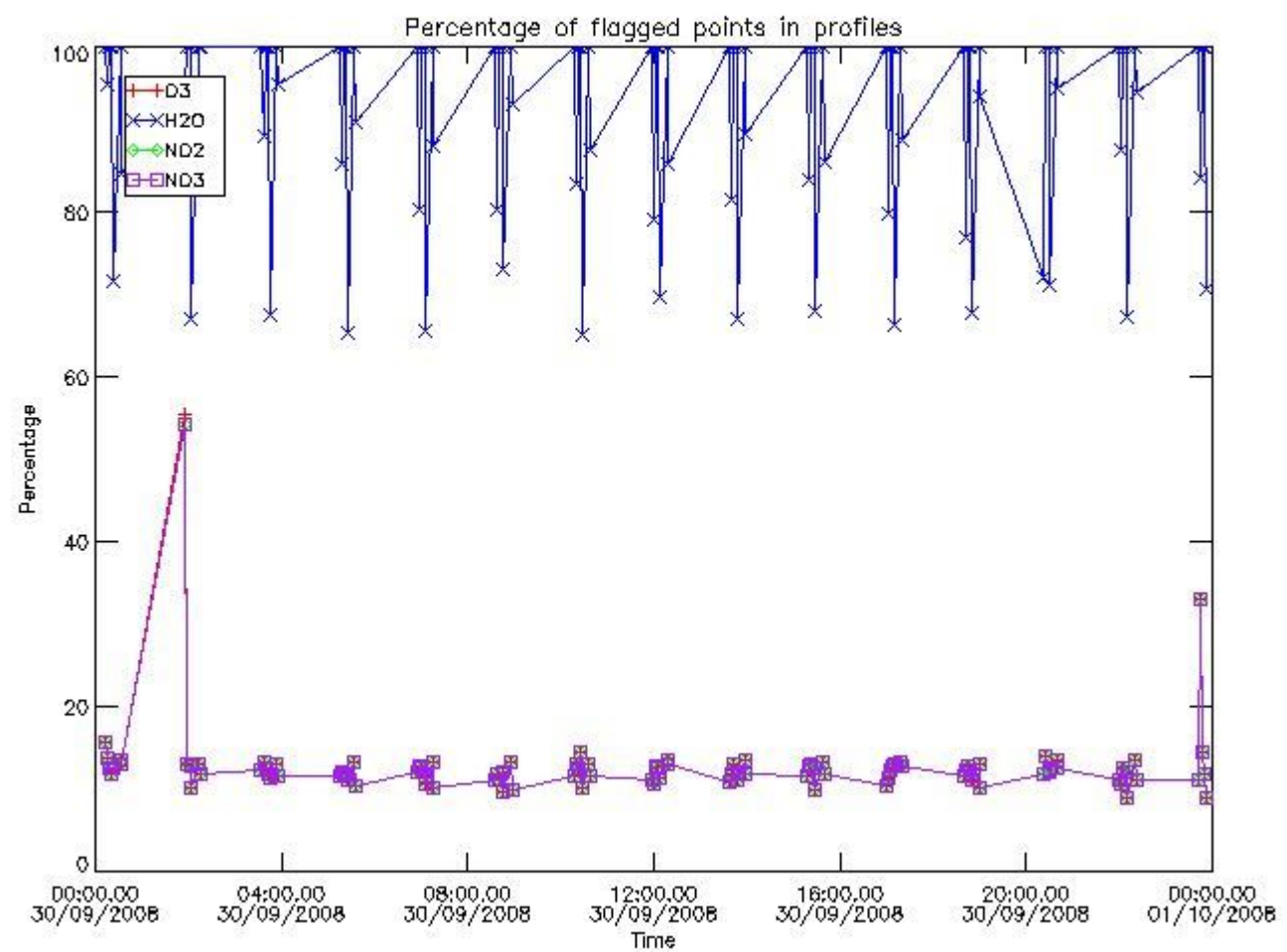
161	GOM_NL__2PRFIN20080930_151108_000000502072_00311_34433_0083.N1	30-SEP-2008 15:11:08	Twilight	50.000	48	30Alp Hya	1.9770	4100.0	100	34433	No
162	GOM_NL__2PRFIN20080930_151813_000000452072_00311_34433_0084.N1	30-SEP-2008 15:18:13	Dark	44.500	132	15Rho Pup	2.8030	6900.0	89	34433	No
163	GOM_NL__2PRFIN20080930_152049_000000442072_00311_34433_0085.N1	30-SEP-2008 15:20:49	Dark	44.000	65	Lam Vel	2.2040	4400.0	88	34433	No
164	GOM_NL__2PRFIN20080930_152324_000000392072_00311_34433_0086.N1	30-SEP-2008 15:23:24	Dark	39.000	34	Gam2Vel	1.7930	23000.	78	34433	No
165	GOM_NL__2PRFIN20080930_152709_000000412072_00312_34434_0096.N1	30-SEP-2008 15:27:09	Dark	41.000	161	Tau Pup	2.9310	4500.0	82	34434	No
166	GOM_NL__2PRFIN20080930_152833_000000572072_00312_34434_0097.N1	30-SEP-2008 15:28:33	Dark	56.500	2	Alp Car	-0.73600	7000.0	113	34434	No
167	GOM_NL__2PRFIN20080930_153755_000000392072_00312_34434_0098.N1	30-SEP-2008 15:37:55	Dark	38.500	143	Alp Hyi	2.8570	7200.0	77	34434	No
168	GOM_NL__2PRFIN20080930_153922_000000442072_00312_34434_0099.N1	30-SEP-2008 15:39:22	Dark	43.500	9	Alp Eri	0.45300	24000.	87	34434	No
169	GOM_NL__2PRFIN20080930_154444_000000422072_00312_34434_0100.N1	30-SEP-2008 15:44:44	Straylight	41.500	84	Alp Phe	2.3970	4500.0	83	34434	No
170	GOM_NL__2PRFIN20080930_155141_000000492072_00312_34434_0101.N1	30-SEP-2008 15:51:41	Straylight	48.500	52	16Bet Cet	2.0370	4500.0	97	34434	No
171	GOM_NL__2PRFIN20080930_160151_000000372072_00312_34434_0102.N1	30-SEP-2008 16:01:51	Bright	36.500	90	54Alp Peg	2.4870	11000.	73	34434	No
172	GOM_NL__2PRFIN20080930_160529_000000392072_00312_34434_0103.N1	30-SEP-2008 16:05:29	Bright	38.500	93	53Bet Peg	2.5200	3100.0	77	34434	No
173	GOM_NL__2PRFIN20080930_161455_000000382072_00312_34434_0104.N1	30-SEP-2008 16:14:55	Bright	37.500	74	11Bet Cas	2.2680	6600.0	75	34434	No
174	GOM_NL__2PRFIN20080930_161616_000000412072_00312_34434_0105.N1	30-SEP-2008 16:16:16	Bright	40.500	76	27Gam Cas	2.3000	30000.	81	34434	No
175	GOM_NL__2PRFIN20080930_162252_000000372072_00312_34434_0106.N1	30-SEP-2008 16:22:52	Bright	37.000	49	1Alp UMi	1.9900	6300.0	74	34434	No
176	GOM_NL__2PRFIN20080930_163049_000000342072_00312_34434_0107.N1	30-SEP-2008 16:30:49	Bright	34.000	36	50Alp UMa	1.8000	6300.0	68	34434	No
177	GOM_NL__2PRFIN20080930_163219_000000342072_00312_34434_0108.N1	30-SEP-2008 16:32:19	Bright	33.500	82	48Bet UMa	2.3650	10600.	67	34434	No
178	GOM_NL__2PRFIN20080930_164211_000000352072_00312_34434_0109.N1	30-SEP-2008 16:42:11	Bright	34.500	166	17Eps Leo	2.9800	6000.0	69	34434	No
179	GOM_NL__2PRFIN20080930_165144_000000462072_00312_34434_0110.N1	30-SEP-2008 16:51:44	Twilight	45.500	48	30Alp Hya	1.9770	4100.0	91	34434	No
180	GOM_NL__2PRFIN20080930_165849_000000502072_00312_34434_0111.N1	30-SEP-2008 16:58:49	Dark	49.500	132	15Rho Pup	2.8030	6900.0	99	34434	No
181	GOM_NL__2PRFIN20080930_170125_000000452072_00312_34434_0112.N1	30-SEP-2008 17:01:25	Dark	45.000	65	Lam Vel	2.2040	4400.0	90	34434	No
182	GOM_NL__2PRFIN20080930_170400_000000422072_00312_34434_0113.N1	30-SEP-2008 17:04:00	Dark	41.500	34	Gam2Vel	1.7930	23000.	83	34434	No
183	GOM_NL__2PRFIN20080930_170746_000000442072_00313_34435_0109.N1	30-SEP-2008 17:07:46	Dark	44.000	161	Tau Pup	2.9310	4500.0	88	34435	No
184	GOM_NL__2PRFIN20080930_170910_000000472072_00313_34435_0110.N1	30-SEP-2008 17:09:10	Dark	46.500	2	Alp Car	-0.73600	7000.0	93	34435	No
185	GOM_NL__2PRFIN20080930_171831_000000392072_00313_34435_0111.N1	30-SEP-2008 17:18:31	Dark	38.500	143	Alp Hyi	2.8570	7200.0	77	34435	No
186	GOM_NL__2PRFIN20080930_171959_000000402072_00313_34435_0112.N1	30-SEP-2008 17:19:59	Dark	39.500	9	Alp Eri	0.45300	24000.	79	34435	No
187	GOM_NL__2PRFIN20080930_172521_000000422072_00313_34435_0113.N1	30-SEP-2008 17:25:21	Straylight	41.500	84	Alp Phe	2.3970	4500.0	83	34435	No
188	GOM_NL__2PRFIN20080930_173217_000000482072_00313_34435_0114.N1	30-SEP-2008 17:32:17	Straylight	48.000	52	16Bet Cet	2.0370	4500.0	96	34435	No
189	GOM_NL__2PRFIN20080930_174227_000000372072_00313_34435_0115.N1	30-SEP-2008 17:42:27	Bright	37.000	90	54Alp Peg	2.4870	11000.	74	34435	No
190	GOM_NL__2PRFIN20080930_174605_000000382072_00313_34435_0116.N1	30-SEP-2008 17:46:05	Bright	37.500	93	53Bet Peg	2.5200	3100.0	75	34435	No
191	GOM_NL__2PRFIN20080930_175530_000000392072_00313_34435_0117.N1	30-SEP-2008 17:55:30	Bright	38.500	74	11Bet Cas	2.2680	6600.0	77	34435	No
192	GOM_NL__2PRFIN20080930_175651_000000412072_00313_34435_0118.N1	30-SEP-2008 17:56:51	Bright	40.500	76	27Gam Cas	2.3000	30000.	81	34435	No
193	GOM_NL__2PRFIN20080930_180328_000000362072_00313_34435_0119.N1	30-SEP-2008 18:03:28	Bright	35.500	49	1Alp UMi	1.9900	6300.0	71	34435	No
194	GOM_NL__2PRFIN20080930_181125_000000382072_00313_34435_0120.N1	30-SEP-2008 18:11:25	Bright	37.500	36	50Alp UMa	1.8000	6300.0	75	34435	No
195	GOM_NL__2PRFIN20080930_181255_000000352072_00313_34435_0121.N1	30-SEP-2008 18:12:55	Bright	35.000	82	48Bet UMa	2.3650	10600.	70	34435	No
196	GOM_NL__2PRFIN20080930_182247_000000352072_00313_34435_0122.N1	30-SEP-2008 18:22:47	Bright	34.500	166	17Eps Leo	2.9800	6000.0	69	34435	No
197	GOM_NL__2PRFIN20080930_183221_000000472072_00313_34435_0123.N1	30-SEP-2008 18:32:21	Twilight	47.000	48	30Alp Hya	1.9770	4100.0	94	34435	No
198	GOM_NL__2PRFIN20080930_183926_000000442072_00313_34435_0124.N1	30-SEP-2008 18:39:26	Dark	44.000	132	15Rho Pup	2.8030	6900.0	88	34435	No
199	GOM_NL__2PRFIN20080930_184201_000000422072_00313_34435_0125.N1	30-SEP-2008 18:42:01	Dark	41.500	65	Lam Vel	2.2040	4400.0	83	34435	No
200	GOM_NL__2PRFIN20080930_184437_000000402072_00313_34435_0126.N1	30-SEP-2008 18:44:37	Dark	40.000	34	Gam2Vel	1.7930	23000.	80	34435	No
201	GOM_NL__2PRFIN20080930_184822_000000422072_00314_34436_0124.N1	30-SEP-2008 18:48:22	Dark	41.500	161	Tau Pup	2.9310	4500.0	83	34436	No
202	GOM_NL__2PRFIN20080930_184946_000000462072_00314_34436_0125.N1	30-SEP-2008 18:49:46	Dark	45.500	2	Alp Car	-0.73600	7000.0	91	34436	No
203	GOM_NL__2PRFIN20080930_185907_000000402072_00314_34436_0126.N1	30-SEP-2008 18:59:07	Dark	39.500	143	Alp Hyi	2.8570	7200.0	79	34436	No
204	GOM_NL__2PRFIN20080930_190035_000000502072_00314_34436_0127.N1	30-SEP-2008 19:00:35	Dark	50.000	9	Alp Eri	0.45300	24000.	100	34436	No
205	GOM_NL__2PRFIN20080930_190557_000000432072_00314_34436_0128.N1	30-SEP-2008 19:05:57	Straylight	42.500	84	Alp Phe	2.3970	4500.0	85	34436	No
206	GOM_NL__2PRFIN20080930_191253_000000482072_00314_34436_0129.N1	30-SEP-2008 19:12:53	Straylight	48.000	52	16Bet Cet	2.0370	4500.0	96	34436	No
207	GOM_NL__2PRFIN20080930_192303_000000372072_00314_34436_0130.N1	30-SEP-2008 19:23:03	Bright	37.000	90	54Alp Peg	2.4870	11000.	74	34436	No
208	GOM_NL__2PRFIN20080930_192641_000000352072_00314_34436_0131.N1	30-SEP-2008 19:26:41	Bright	35.000	93	53Bet Peg	2.5200	3100.0	70	34436	No
209	GOM_NL__2PRFIN20080930_193606_000000392072_00314_34436_0132.N1	30-SEP-2008 19:36:06	Bright	38.500	74	11Bet Cas	2.2680	6600.0	77	34436	No
210	GOM_NL__2PRFIN20080930_193727_000000412072_00314_34436_0133.N1	30-SEP-2008 19:37:27	Bright	40.500	76	27Gam Cas	2.3000	30000.	81	34436	No
211	GOM_NL__2PRFIN20080930_194404_000000372072_00314_34436_0134.N1	30-SEP-2008 19:44:04	Bright	36.500	49	1Alp UMi	1.9900	6300.0	73	34436	No
212	GOM_NL__2PRFIN20080930_195201_000000372072_00314_34436_0135.N1	30-SEP-2008 19:52:01	Bright	36.500	36	50Alp UMa	1.8000	6300.0	73	34436	No
213	GOM_NL__2PRFIN20080930_195331_000000362072_00314_34436_0136.N1	30-SEP-2008 19:53:31	Bright	35.500	82	48Bet UMa	2.3650	10600.	71	34436	No
214	GOM_NL__2PRFIN20080930_200323_000000362072_00314_34436_0137.N1	30-SEP-2008 20:03:23	Bright	35.500	166	17Eps Leo	2.9800	6000.0	71	34436	No
215	GOM_NL__2PRFIN20080930_201257_000000502072_00314_34436_0138.N1	30-SEP-2008 20:12:57	Twilight	49.500	48	30Alp Hya	1.9770	4100.0	99	34436	No
216	GOM_NL__2PRFIN20080930_202238_000000442072_00314_34436_0139.N1	30-SEP-2008 20:22:38	Dark	43.500	65	Lam Vel	2.2040	4400.0	87	34436	No
217	GOM_NL__2PRFIN20080930_202513_000000402072_00314_34436_0140.N1	30-SEP-2008 20:25:13	Dark	40.000	34	Gam2Vel	1.7930	23000.	80	34436	No
218	GOM_NL__2PRFIN20080930_202859_000000432072_00315_34437_0138.N1	30-SEP-2008 20:28:59	Dark	42.500	161	Tau Pup	2.9310	4500.0	85	34437	No
219	GOM_NL__2PRFIN20080930_203023_000000582072_00315_34437_0139.N1	30-SEP-2008 20:30:23	Dark	57.500	2	Alp Car	-0.73600	7000.0	115	34437	No

220	GOM_NL__2PRFIN20080930_203944_000000382072_00315_34437_0140.N1	30-SEP-2008 20:39:44	Dark	37.500	143	Alp Hyi	2.8570	7200.0	75	34437	No
221	GOM_NL__2PRFIN20080930_204111_000000402072_00315_34437_0141.N1	30-SEP-2008 20:41:11	Dark	40.000	9	Alp Eri	0.45300	24000.	80	34437	No
222	GOM_NL__2PRFIN20080930_204633_000000412072_00315_34437_0142.N1	30-SEP-2008 20:46:33	Straylight	40.500	84	Alp Phe	2.3970	4500.0	81	34437	No
223	GOM_NL__2PRFIN20080930_205329_000000502072_00315_34437_0143.N1	30-SEP-2008 20:53:29	Straylight	49.500	52	16Bet Cet	2.0370	4500.0	99	34437	No
224	GOM_NL__2PRFIN20080930_210339_000000362072_00315_34437_0144.N1	30-SEP-2008 21:03:39	Bright	36.000	90	54Alp Peg	2.4870	11000.	72	34437	No
225	GOM_NL__2PRFIN20080930_210717_000000372072_00315_34437_0145.N1	30-SEP-2008 21:07:17	Bright	37.000	93	53Bet Peg	2.5200	3100.0	74	34437	No
226	GOM_NL__2PRFIN20080930_211642_000000382072_00315_34437_0146.N1	30-SEP-2008 21:16:42	Bright	37.500	74	11Bet Cas	2.2680	6600.0	75	34437	No
227	GOM_NL__2PRFIN20080930_211802_000000412072_00315_34437_0147.N1	30-SEP-2008 21:18:02	Bright	40.500	76	27Gam Cas	2.3000	30000.	81	34437	No
228	GOM_NL__2PRFIN20080930_212439_000000362072_00315_34437_0148.N1	30-SEP-2008 21:24:39	Bright	36.000	49	1Alp UMi	1.9900	6300.0	72	34437	No
229	GOM_NL__2PRFIN20080930_213237_000000372072_00315_34437_0149.N1	30-SEP-2008 21:32:37	Bright	36.500	36	50Alp UMa	1.8000	6300.0	73	34437	No
230	GOM_NL__2PRFIN20080930_213407_000000512072_00315_34437_0150.N1	30-SEP-2008 21:34:07	Bright	50.500	82	48Bet UMa	2.3650	10600.	101	34437	No
231	GOM_NL__2PRFIN20080930_214359_000000352072_00315_34437_0151.N1	30-SEP-2008 21:43:59	Bright	35.000	166	17Eps Leo	2.9800	6000.0	70	34437	No
232	GOM_NL__2PRFIN20080930_215333_000000482072_00315_34437_0152.N1	30-SEP-2008 21:53:33	Twilight	47.500	48	30Alp Hya	1.9770	4100.0	95	34437	No
233	GOM_NL__2PRFIN20080930_220040_000000462072_00315_34437_0153.N1	30-SEP-2008 22:00:40	Dark	46.000	132	15Rho Pup	2.8030	6900.0	92	34437	No
234	GOM_NL__2PRFIN20080930_220314_000000482072_00315_34437_0154.N1	30-SEP-2008 22:03:14	Dark	48.000	65	Lam Vel	2.2040	4400.0	96	34437	No
235	GOM_NL__2PRFIN20080930_220550_000000412072_00315_34437_0155.N1	30-SEP-2008 22:05:50	Dark	41.000	34	Gam2Vel	1.7930	23000.	82	34437	No
236	GOM_NL__2PRFIN20080930_220936_000000432072_00316_34438_0149.N1	30-SEP-2008 22:09:36	Dark	42.500	161	Tau Pup	2.9310	4500.0	85	34438	No
237	GOM_NL__2PRFIN20080930_221100_000000572072_00316_34438_0150.N1	30-SEP-2008 22:11:00	Dark	57.000	2	Alp Car	-0.73600	7000.0	114	34438	No
238	GOM_NL__2PRFIN20080930_222020_000000382072_00316_34438_0151.N1	30-SEP-2008 22:20:20	Dark	37.500	143	Alp Hyi	2.8570	7200.0	75	34438	No
239	GOM_NL__2PRFIN20080930_222148_000000462072_00316_34438_0152.N1	30-SEP-2008 22:21:48	Dark	46.000	9	Alp Eri	0.45300	24000.	92	34438	No
240	GOM_NL__2PRFIN20080930_222709_000000422072_00316_34438_0153.N1	30-SEP-2008 22:27:09	Straylight	41.500	84	Alp Phe	2.3970	4500.0	83	34438	No
241	GOM_NL__2PRFIN20080930_223405_000000472072_00316_34438_0154.N1	30-SEP-2008 22:34:05	Straylight	46.500	52	16Bet Cet	2.0370	4500.0	93	34438	No
242	GOM_NL__2PRFIN20080930_224415_000000362072_00316_34438_0155.N1	30-SEP-2008 22:44:15	Bright	36.000	90	54Alp Peg	2.4870	11000.	72	34438	No
243	GOM_NL__2PRFIN20080930_224753_000000372072_00316_34438_0156.N1	30-SEP-2008 22:47:53	Bright	37.000	93	53Bet Peg	2.5200	3100.0	74	34438	No
244	GOM_NL__2PRFIN20080930_225717_000000392072_00316_34438_0157.N1	30-SEP-2008 22:57:17	Bright	38.500	74	11Bet Cas	2.2680	6600.0	77	34438	No
245	GOM_NL__2PRFIN20080930_225838_000000412072_00316_34438_0158.N1	30-SEP-2008 22:58:38	Bright	41.000	76	27Gam Cas	2.3000	30000.	82	34438	No
246	GOM_NL__2PRFIN20080930_230515_000000382072_00316_34438_0159.N1	30-SEP-2008 23:05:15	Bright	37.500	49	1Alp UMi	1.9900	6300.0	75	34438	No
247	GOM_NL__2PRFIN20080930_231313_000000352072_00316_34438_0160.N1	30-SEP-2008 23:13:13	Bright	34.500	36	50Alp UMa	1.8000	6300.0	69	34438	No
248	GOM_NL__2PRFIN20080930_231443_000000342072_00316_34438_0161.N1	30-SEP-2008 23:14:43	Bright	34.000	82	48Bet UMa	2.3650	10600.	68	34438	No
249	GOM_NL__2PRFIN20080930_232435_000000362072_00316_34438_0162.N1	30-SEP-2008 23:24:35	Bright	35.500	166	17Eps Leo	2.9800	6000.0	71	34438	No
250	GOM_NL__2PRFIN20080930_233410_000000482072_00316_34438_0163.N1	30-SEP-2008 23:34:10	Twilight	48.000	48	30Alp Hya	1.9770	4100.0	96	34438	No
251	GOM_NL__2PRFIN20080930_234116_000000462072_00316_34438_0164.N1	30-SEP-2008 23:41:16	Dark	45.500	132	15Rho Pup	2.8030	6900.0	91	34438	No
252	GOM_NL__2PRFIN20080930_234350_000000422072_00316_34438_0165.N1	30-SEP-2008 23:43:50	Dark	41.500	65	Lam Vel	2.2040	4400.0	83	34438	No
253	GOM_NL__2PRFIN20080930_234626_000000392072_00316_34438_0166.N1	30-SEP-2008 23:46:26	Dark	39.000	34	Gam2Vel	1.7930	23000.	78	34438	No
254	GOM_NL__2PRFIN20080930_235012_000000432072_00317_34439_0173.N1	30-SEP-2008 23:50:12	Dark	43.000	161	Tau Pup	2.9310	4500.0	86	34439	No
255	GOM_NL__2PRFIN20080930_235136_000000572072_00317_34439_0174.N1	30-SEP-2008 23:51:36	Dark	56.500	2	Alp Car	-0.73600	7000.0	113	34439	No

3. Quality information per product

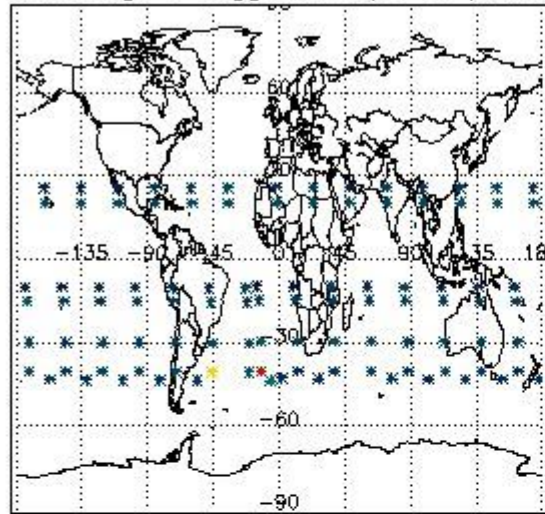
In this section it is plotted some information contained in the Quality Summary data set of the level 2 products. Only products in dark limb conditions and without errors (error flag in the MPH set to "0") are used.

3.1 Plot quality information per product (time dependant)

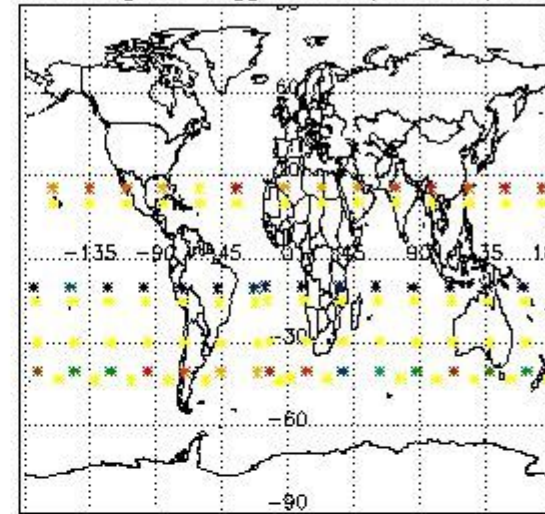


3.2 Plot quality information per product (world map)


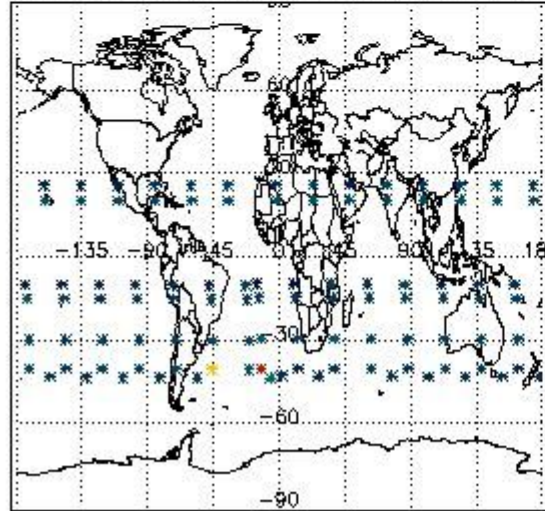
Percentage of flagged data per O3 profile



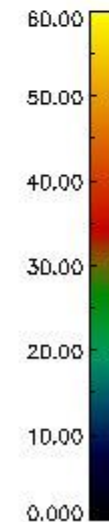
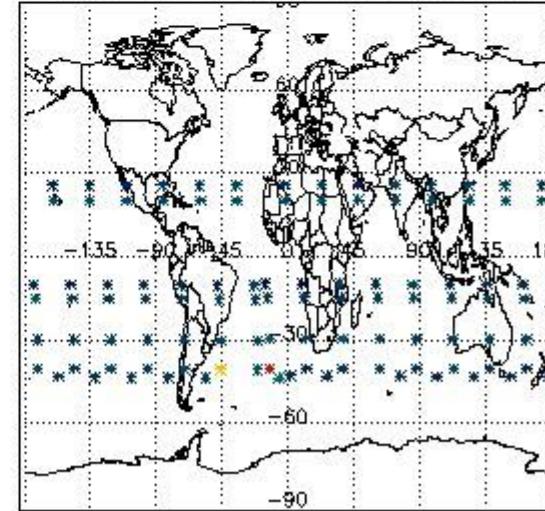
Percentage of flagged data per H2O profile



Percentage of flagged data per NO2 profile



Percentage of flagged data per NO3 profile

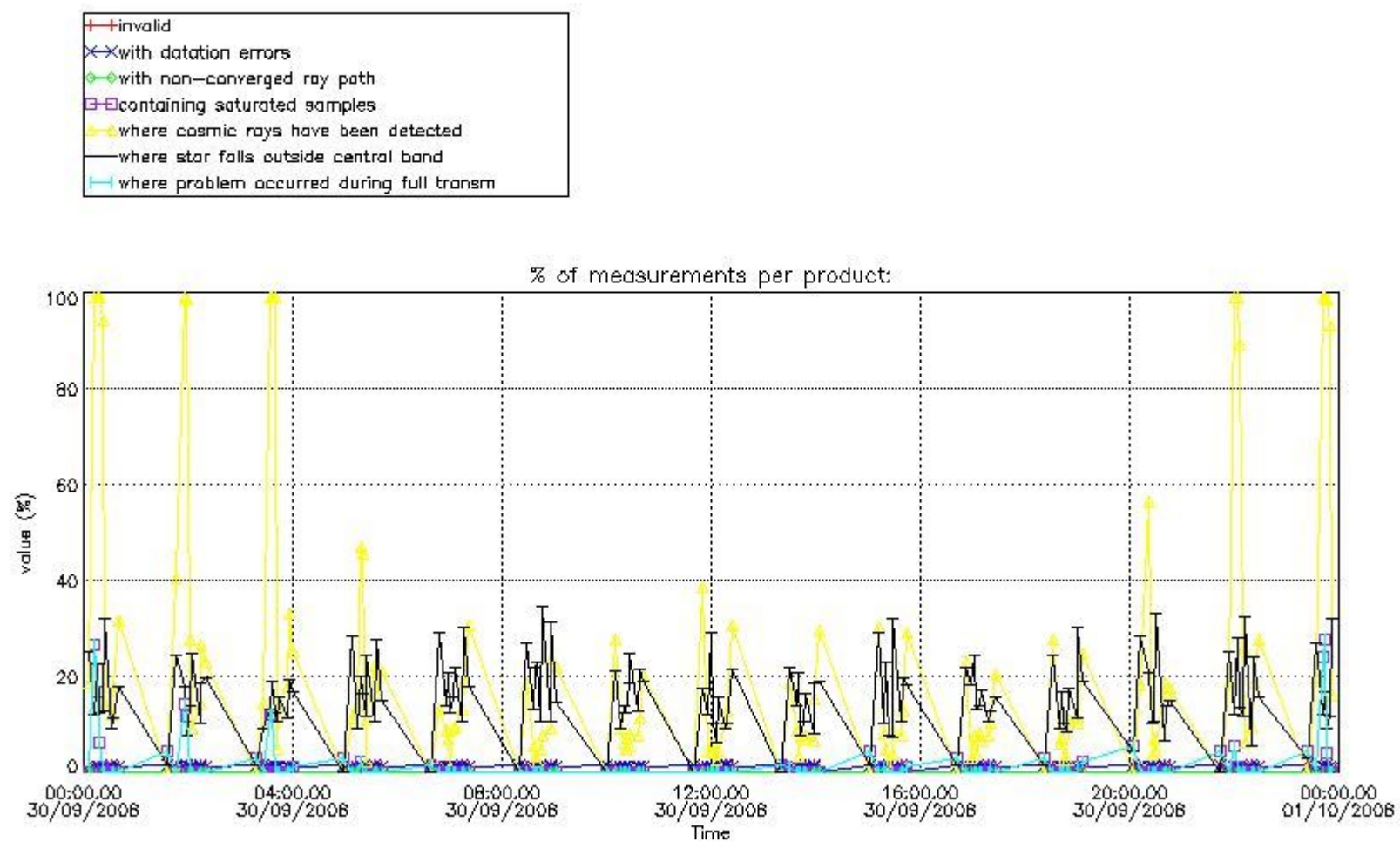


4. Level 1 quality information per product

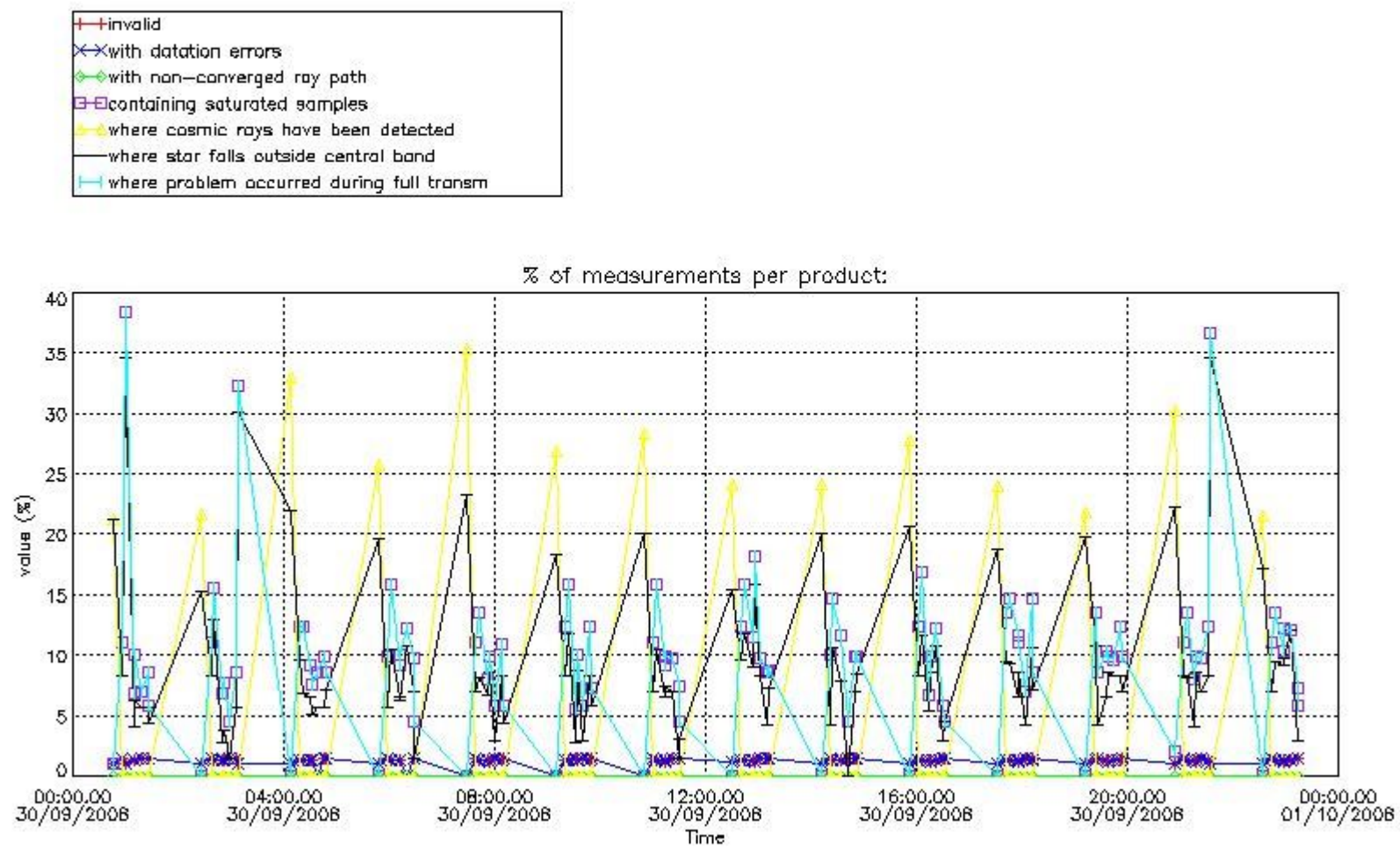
In this section it is plotted some information contained in the Quality Summary data set of the level 2 products that comes from the level 1b processing. Products without errors (error flag in the MPH set to "0") are used.

4.1 Plot quality information per product (time dependant) coming from level 1b processing

4.1.1 Plot level 1 quality information per product (time dependant): ENVISAT ASCENDING passes



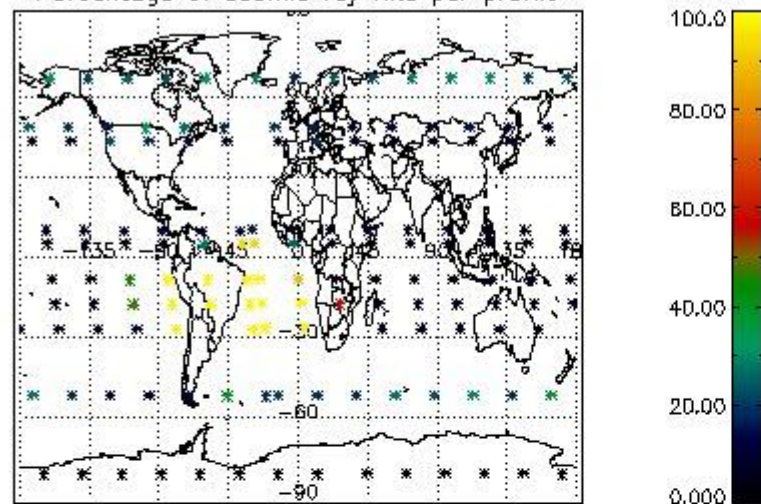
4.1.2 Plot level 1 quality information per product (time dependant): ENVI SAT DESCENDING passes



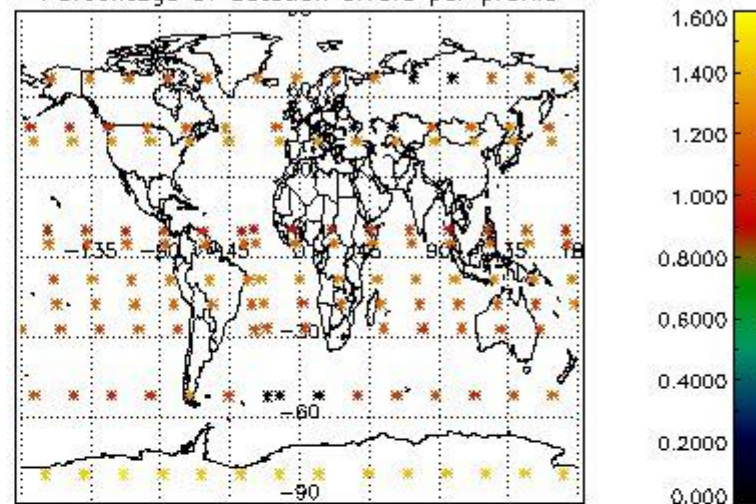
4.2 Plot quality information per product coming from level 1b processing (world map)

4.2.1 Plot level 1 quality information per product (world map): ENVISAT ASCENDING passes

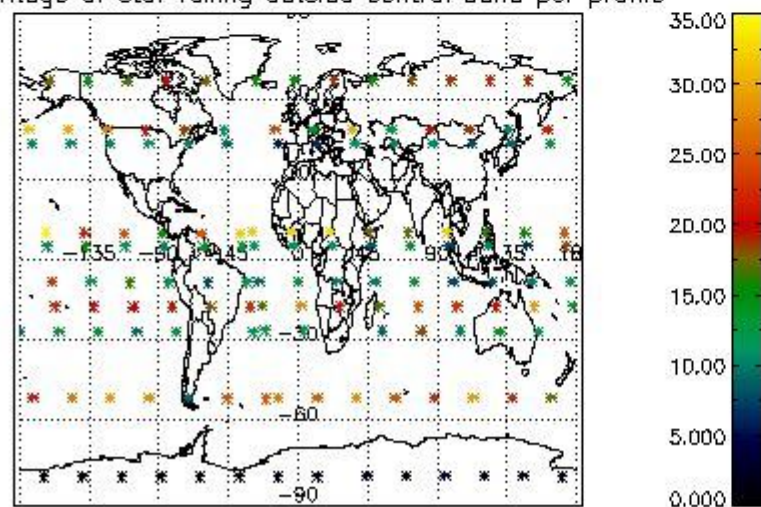
Percentage of cosmic ray hits per profile



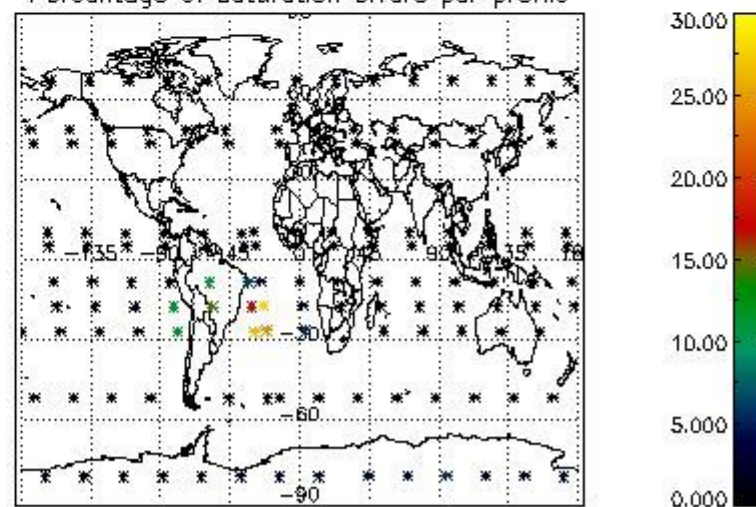
Percentage of datation errors per profile



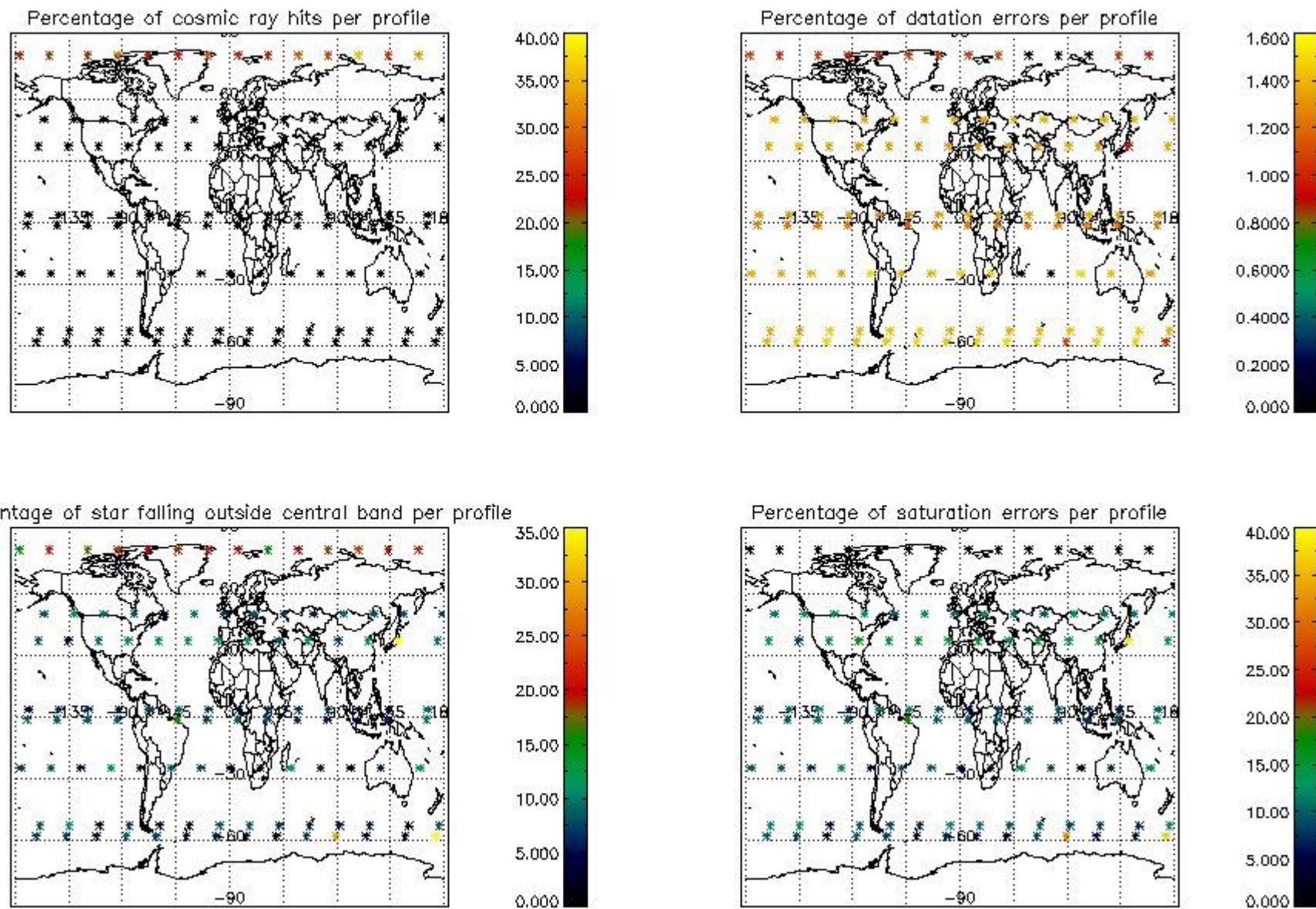
Percentage of star falling outside central band per profile



Percentage of saturation errors per profile



4.2.2 Plot level 1 quality information per product (world map): ENVISAT DESCENDING passes



5. Trace gas profiles

5.1 Ozone statistics based on quality of products

The final quality of the products can be "measured" using the STD (Standard Deviation) attached to every point profile. This information is written to the parameter GOM_NL__2P/NL_LOCAL_SPECIES_DENSITY/o3_std of the level 2 products. The table below shows the statistics for given STD ranges.

The statistics are given with respect to the overall valid production:

- Products without fatal errors: GOM_NL__2P/MPH/PRODUCT_ERR=0
- Valid point profile: GOM_NL__2P/NL_LOCAL_SPECIES_DENSITY/pcd(0)=0

The 'Criteria' is applied to valid points of dark limb products:

- Products in dark limb illumination condition: GOM_NL__2P/NL_SUMMARY_QUALITY/obs_ill_cond=0
- Products without fatal errors: GOM_NL__2P/MPH/PRODUCT_ERR=0
- Valid point profile: GOM_NL__2P/NL_LOCAL_SPECIES_DENSITY/pcd(0)=0

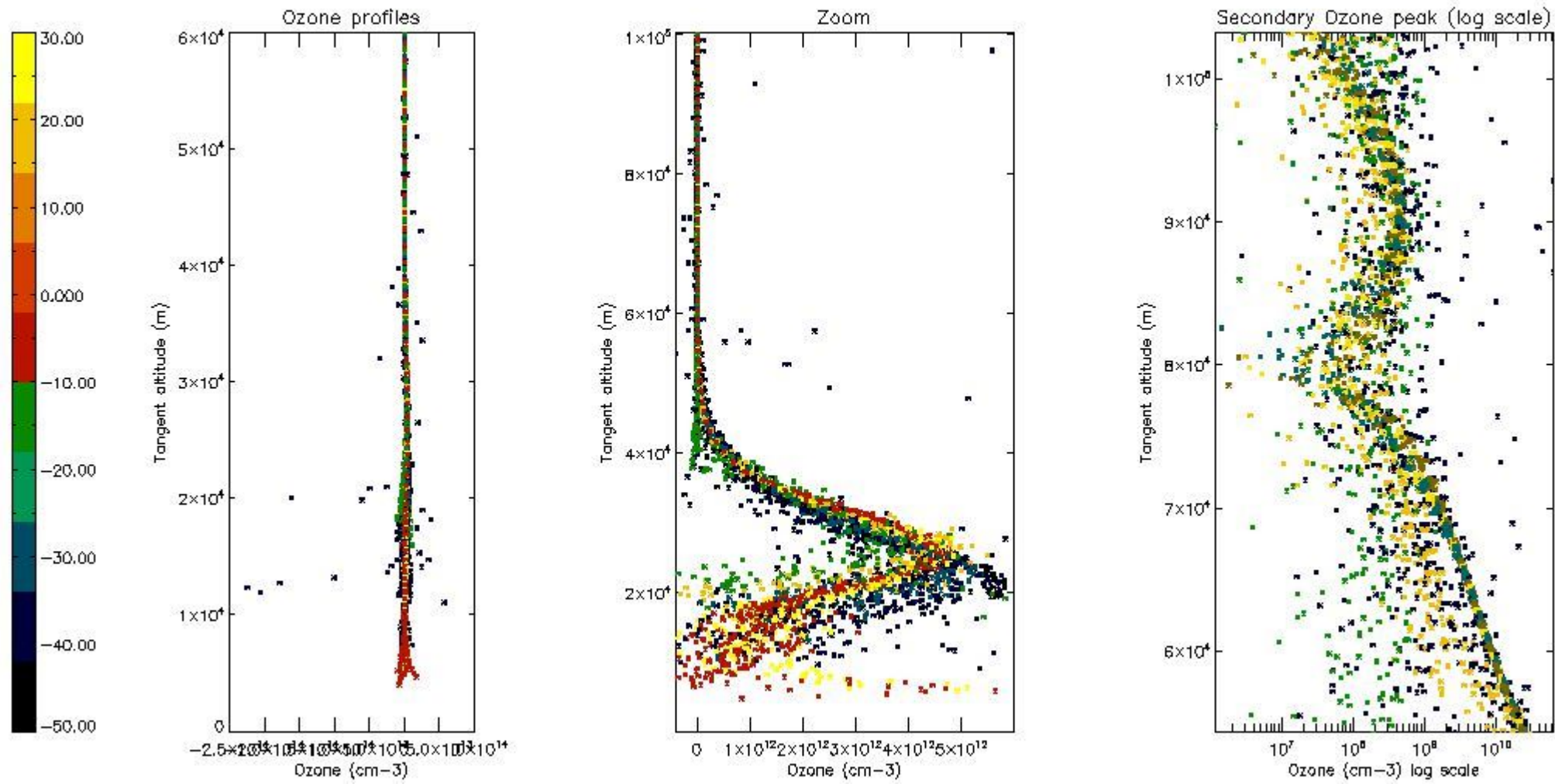
So, the table below shows the percentage of dark limb and valid observations for each criteria with respect to the overall valid daily observations.

Criteria	% of total production
All STD	43
STD < 20	21

STD < 10	14
STD < 5	10

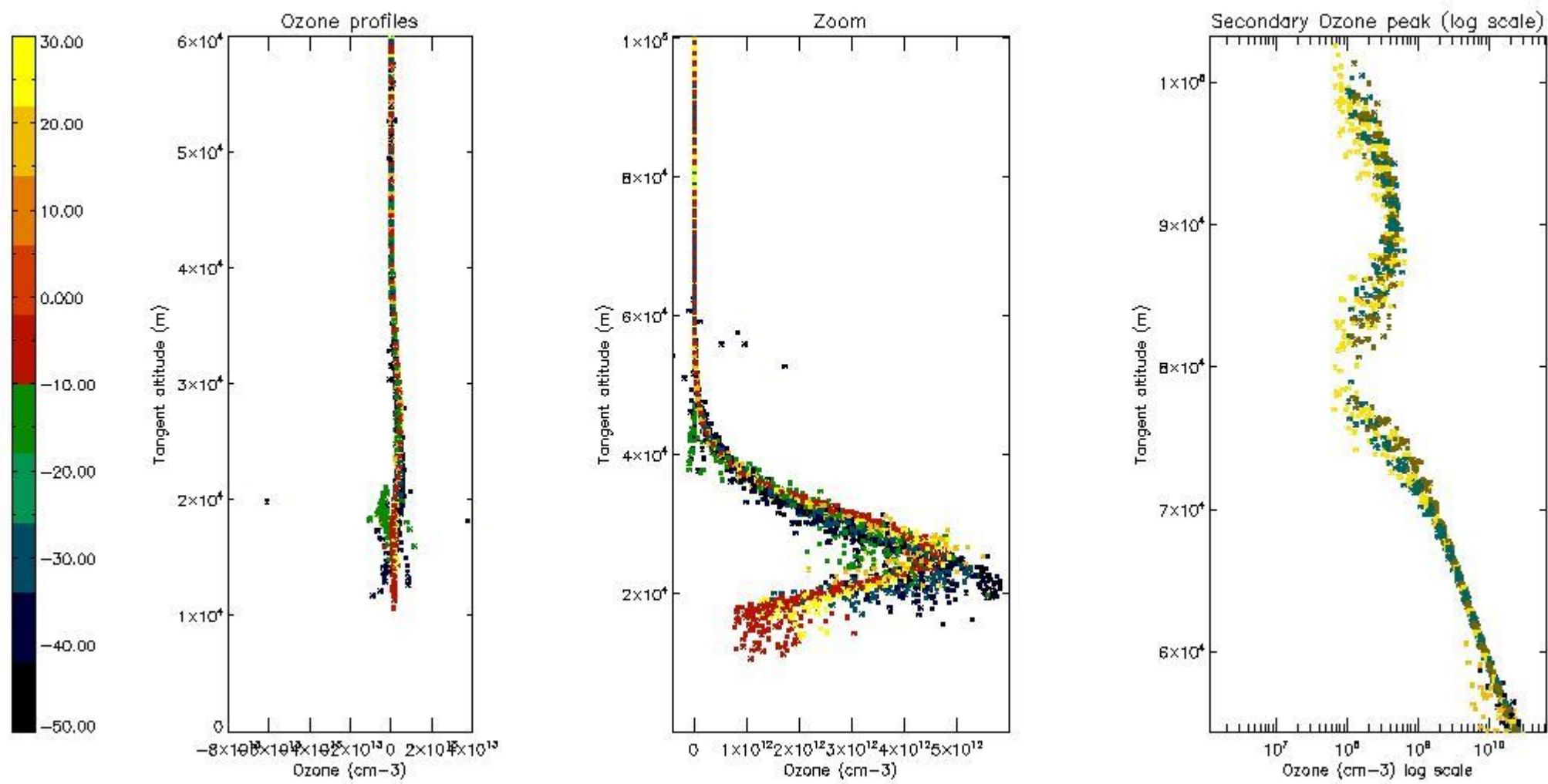
5.2 Plot ozone profiles for all STD (dark without errors)

The colorbar represents the latitude.



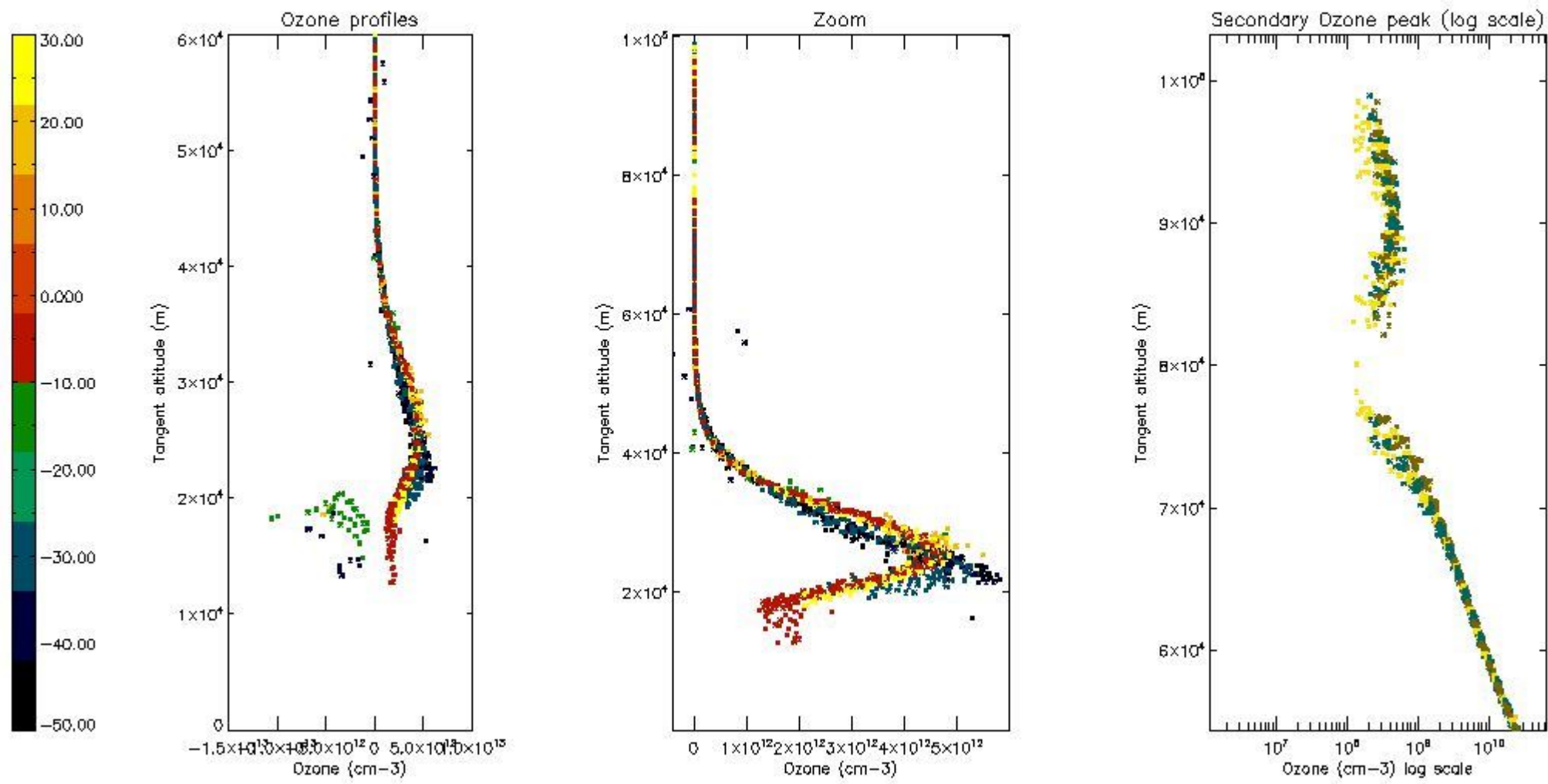
5.3 Plot ozone profiles where STD < 20% (dark without errors)

The colorbar represents the latitude.



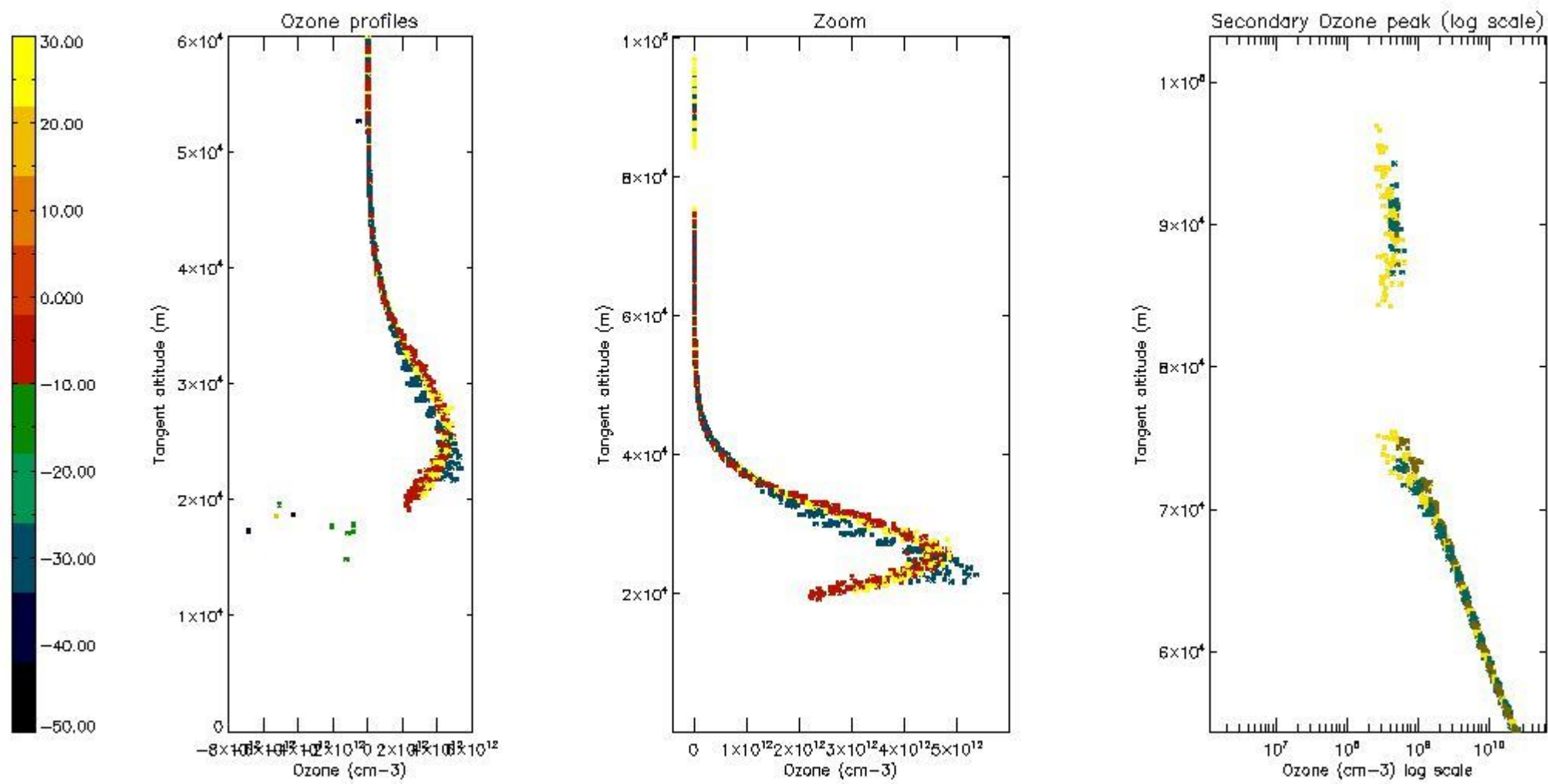
5.4 Plot ozone profiles where STD < 10% (dark without errors)

The colorbar represents the latitude.



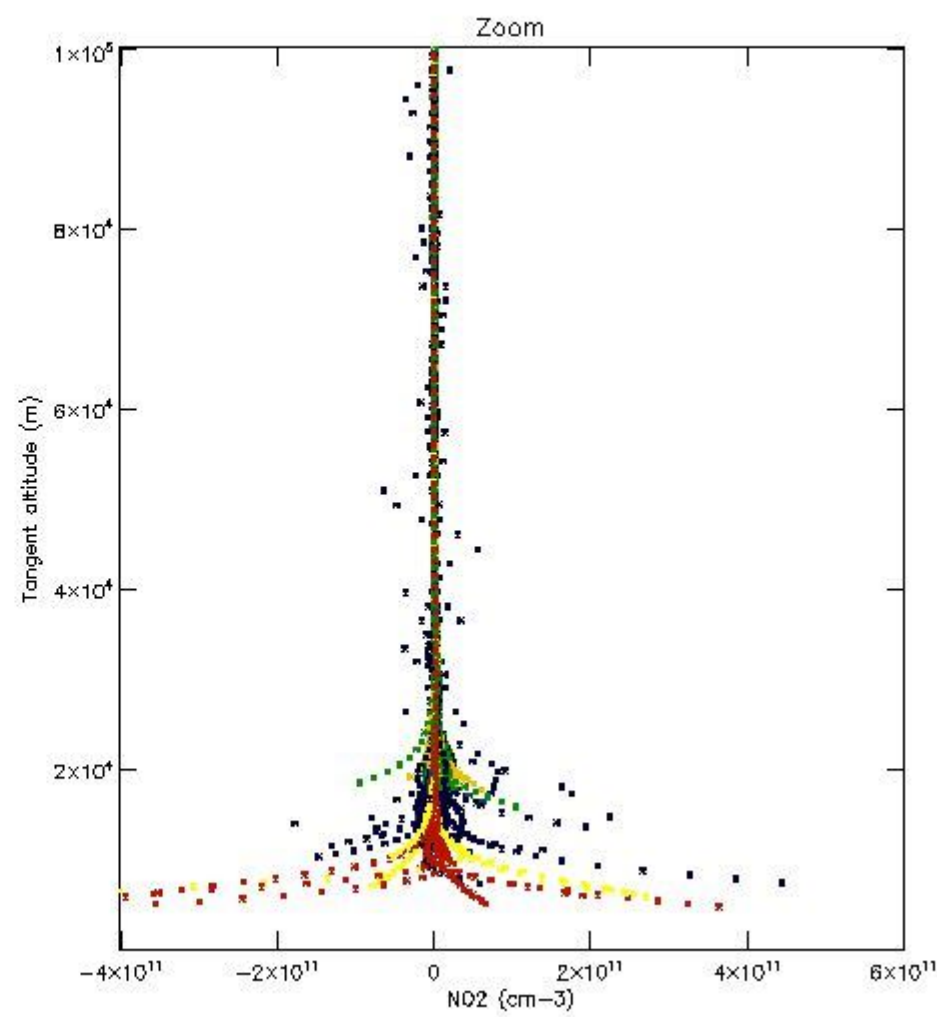
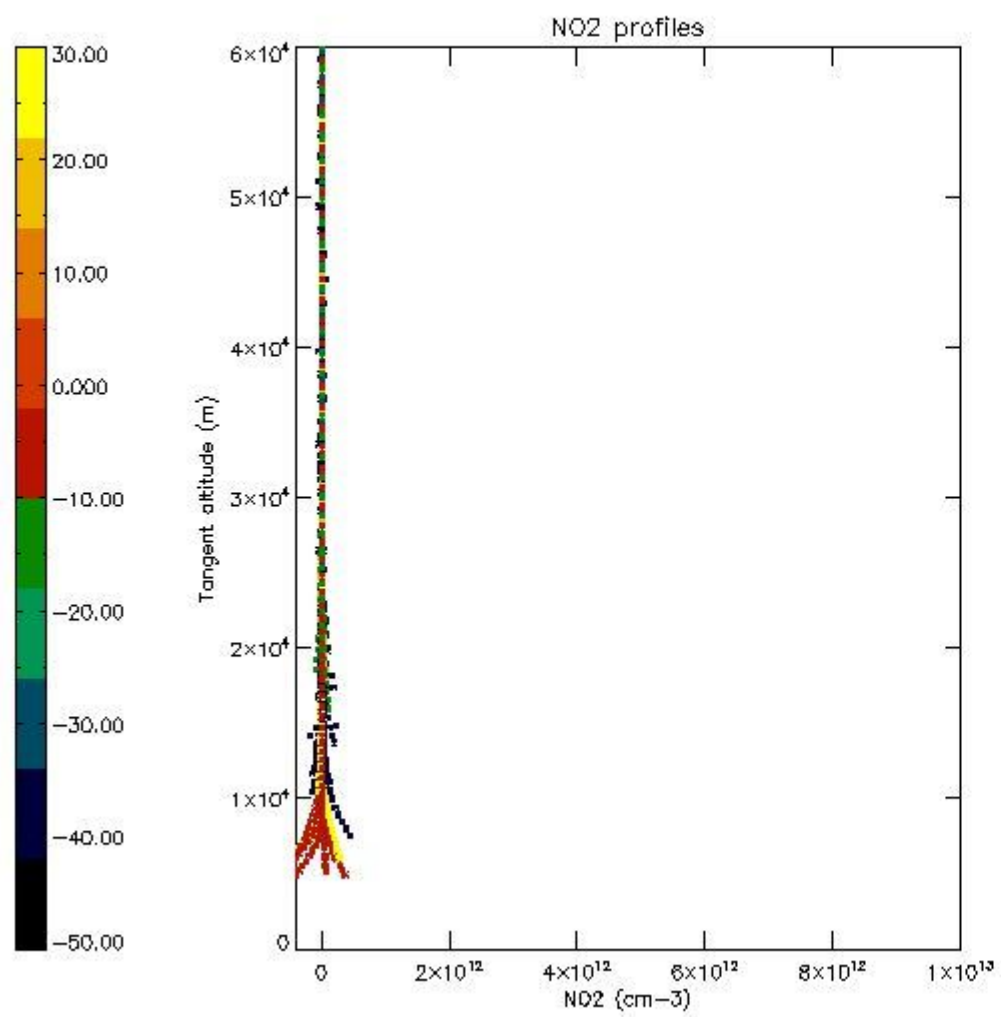
5.5 Plot ozone profiles where STD < 5% (dark without errors)

The colorbar represents the latitude.



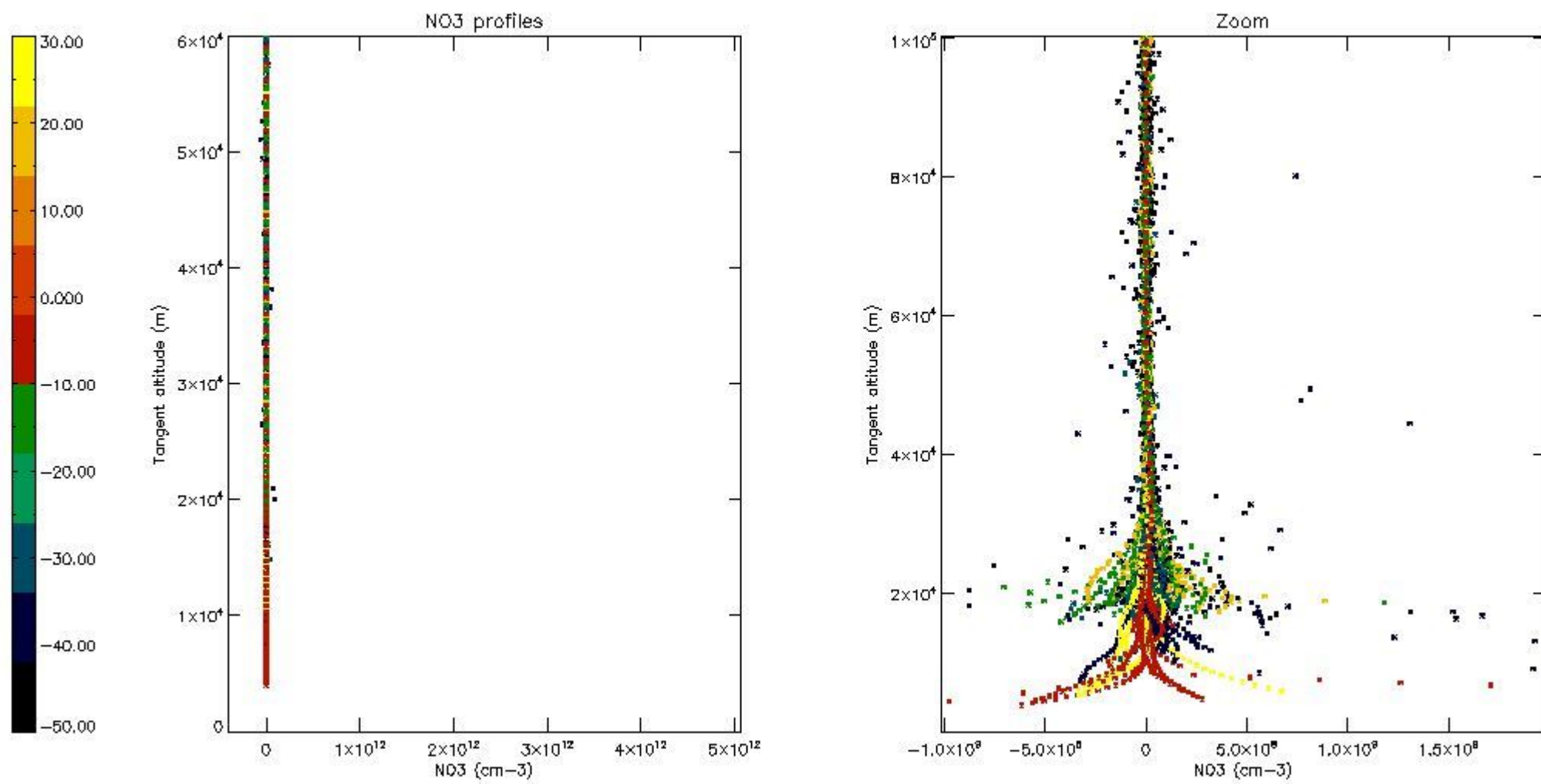
5.6 Plot NO₂ profiles for all STD (dark without errors)

The colorbar represents the latitude.



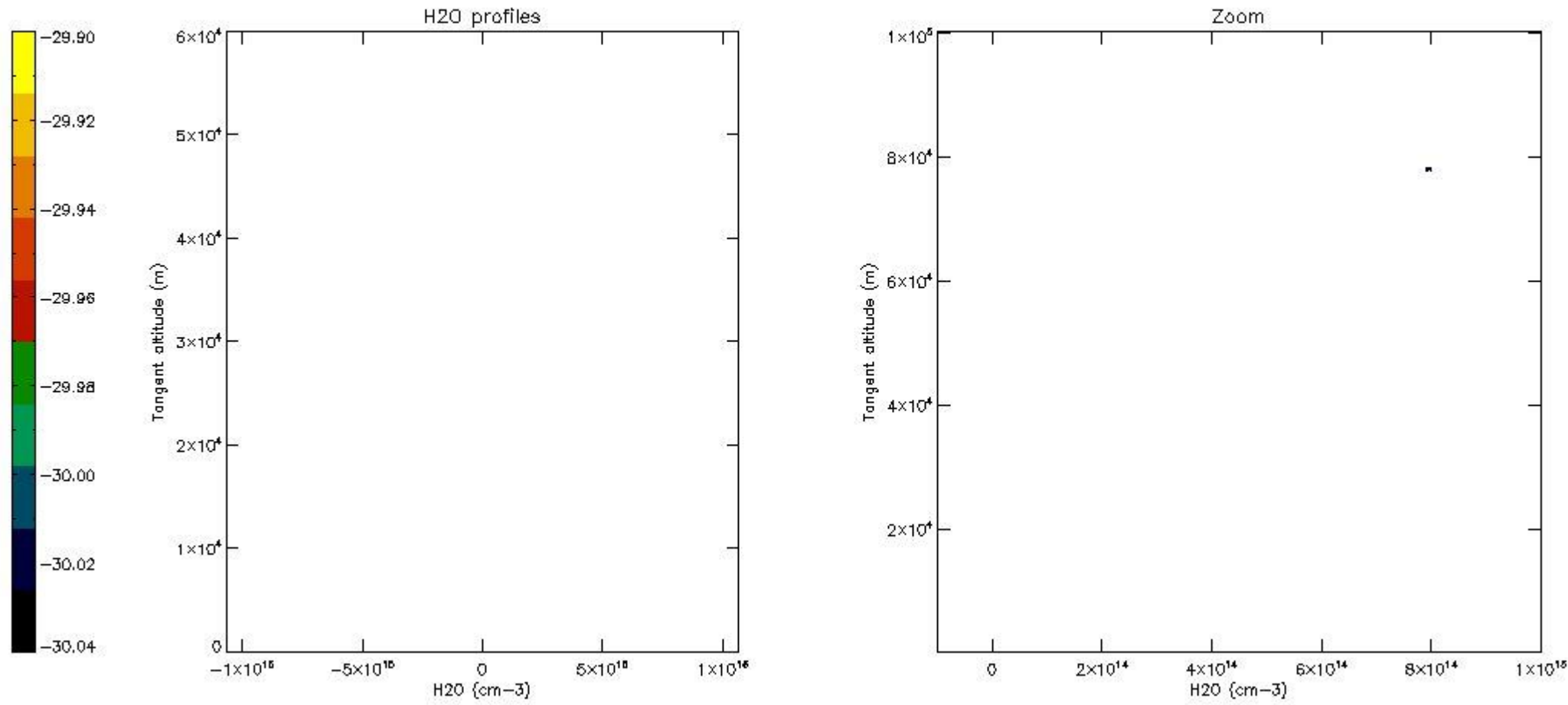
5.7 Plot NO₃ profiles for all STD (dark without errors)

The colorbar represents the latitude.



5.8 Plot H2O profiles for all STD (only for occultations of stars 1,2,3,4,13,14,16,26,63 dark without errors)

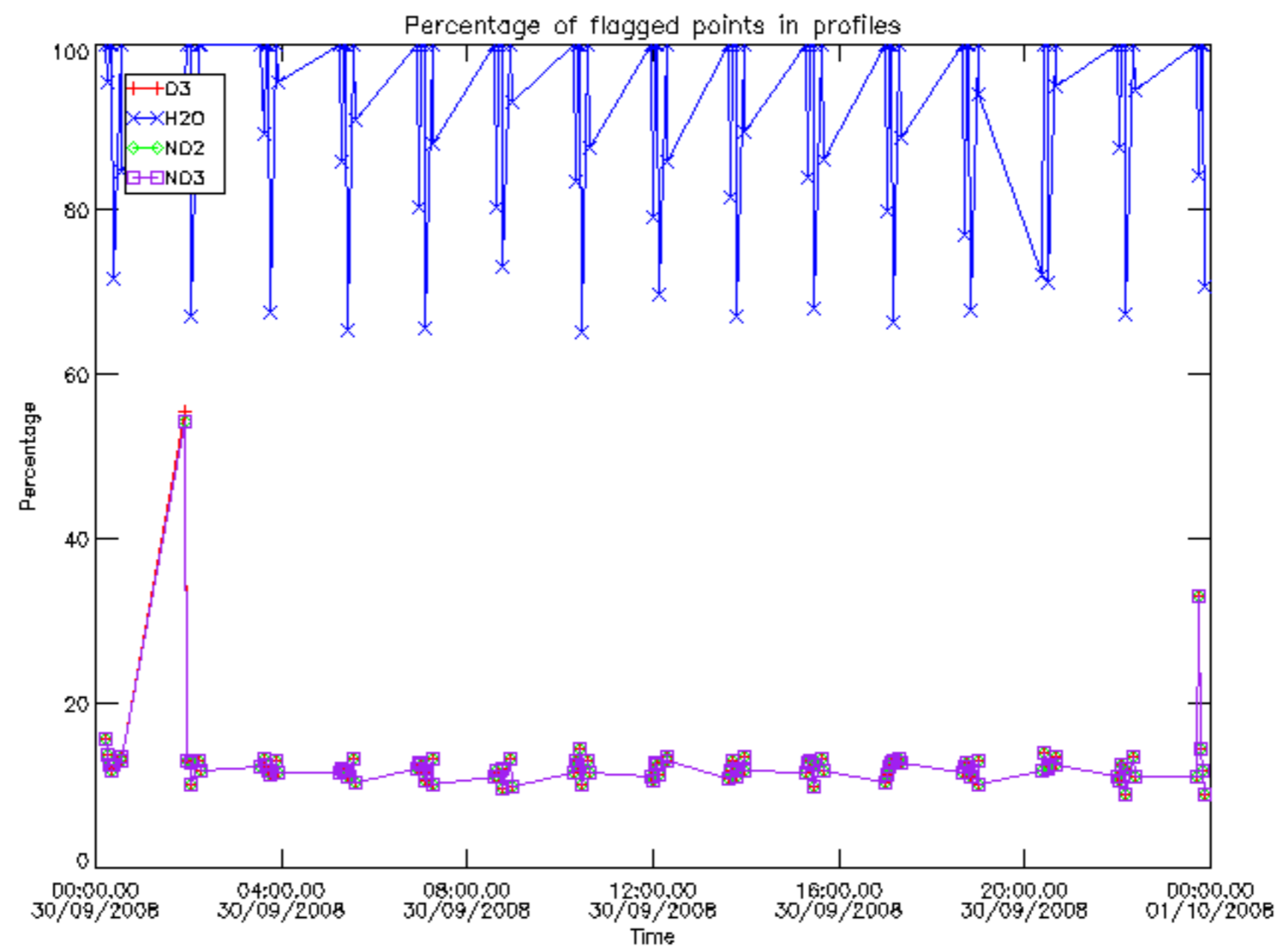
The colorbar represents the latitude.



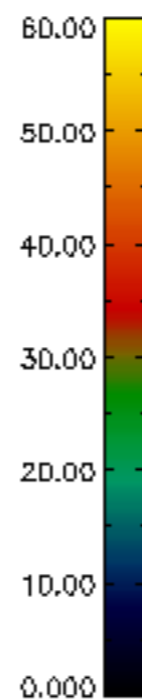
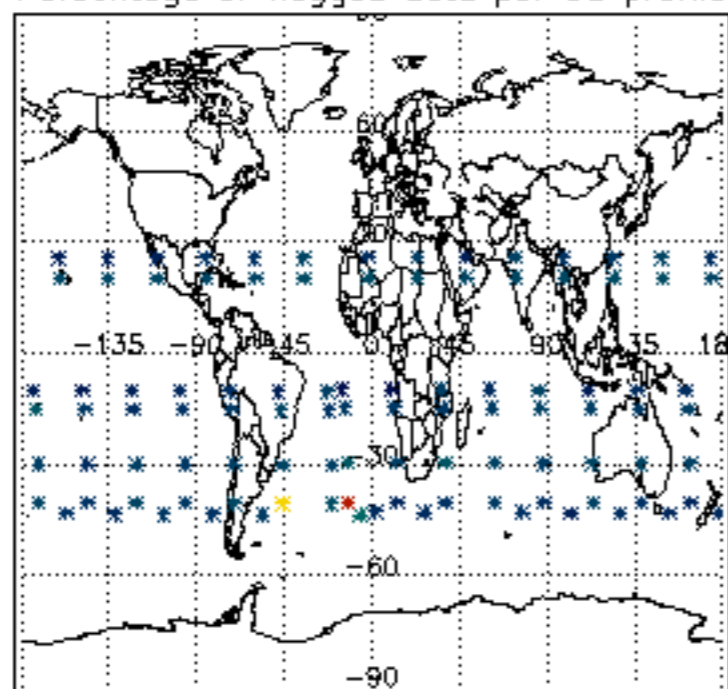
6. Auxiliary Data Files used for the production reported in section 2

The number reported in the third column indicates since which file (see list in section 2) the corresponding auxiliary file has been used. The fourth column is the date of those product files.

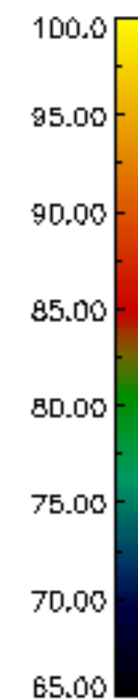
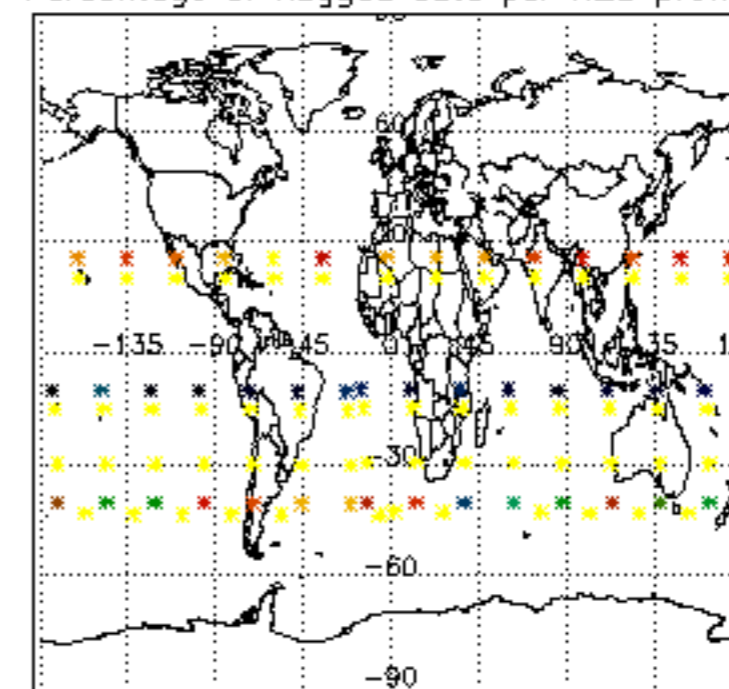
Type	Auxiliary Filename	Used since product	Used since product date
INST_PHYS_CHARACTERISTICS	GOM_INS_AXVIEC20091111_143220_20030716_120000_20500101_000000	1	30-SEP-2008 00:05:41
LEVEL-2_PROC_CONFIG	GOM_PR2_AXVIEC20091111_152718_20020301_000000_20500101_000000	1	30-SEP-2008 00:05:41
CROSS_SECTIONS_FILE	GOM_CRS_AXVIEC20091111_154832_20020301_000000_20500101_000000	1	30-SEP-2008 00:05:41



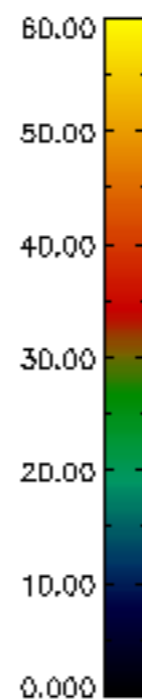
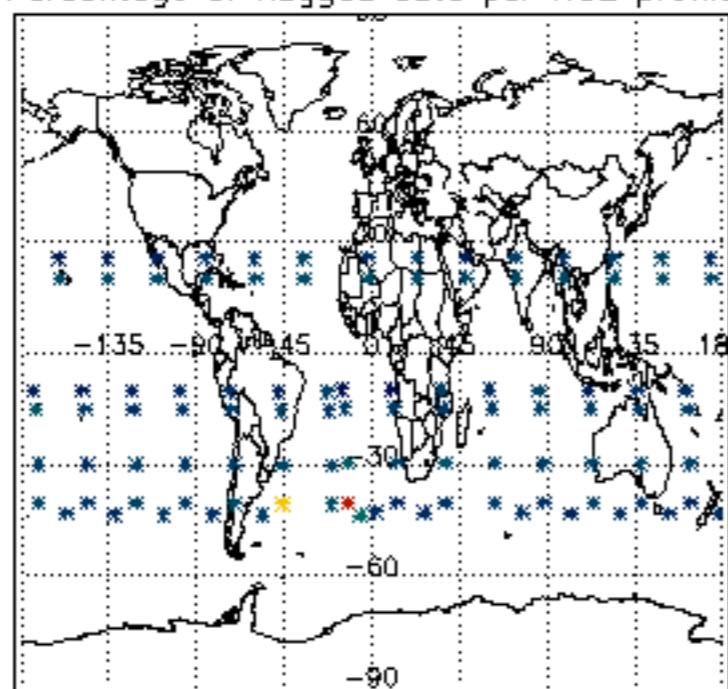
Percentage of flagged data per D3 profile



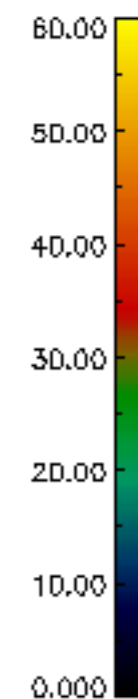
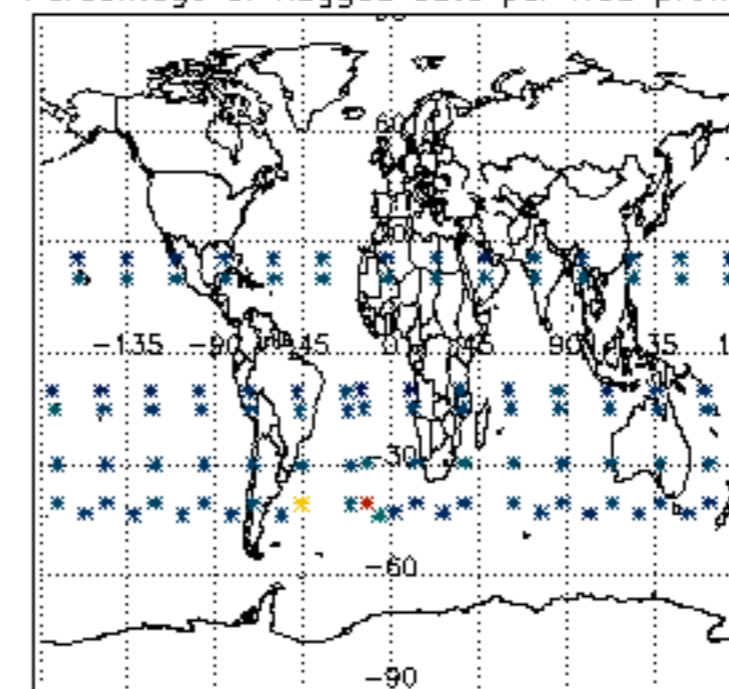
Percentage of flagged data per H2O profile

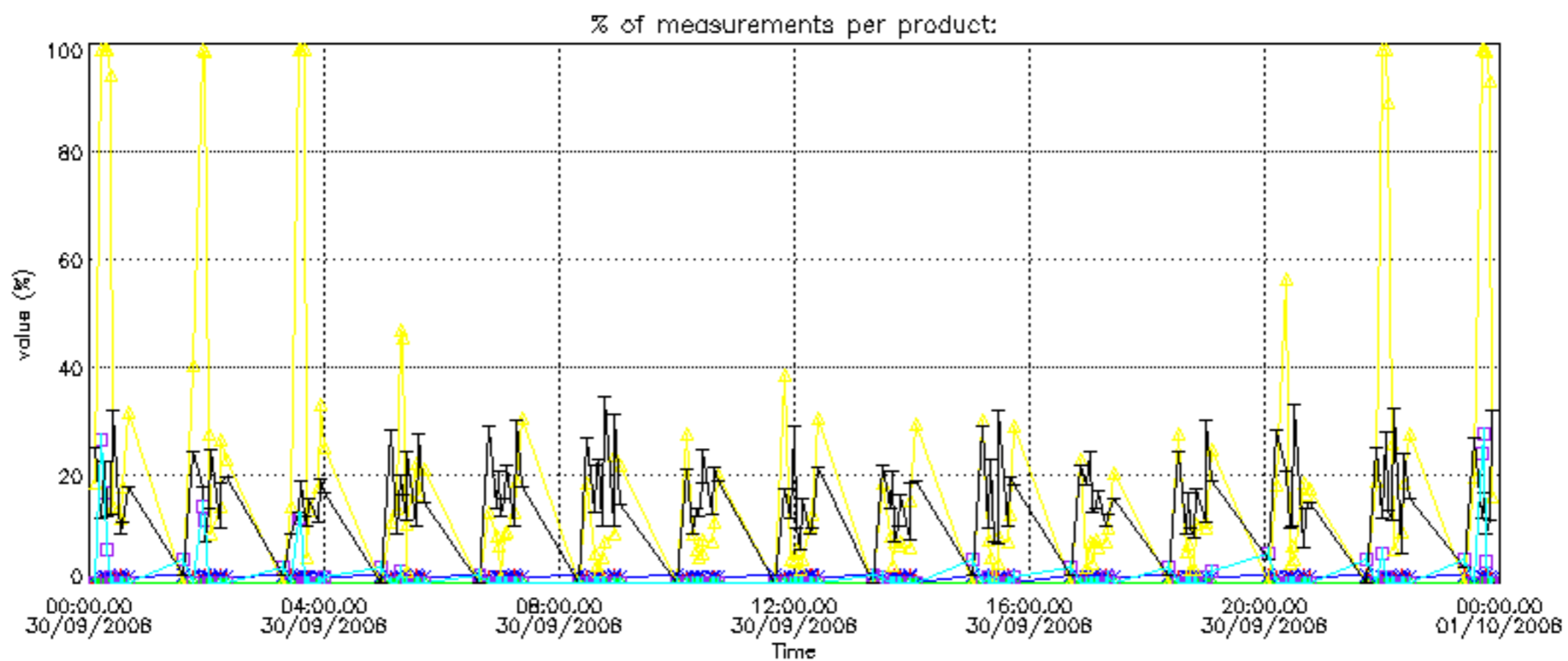


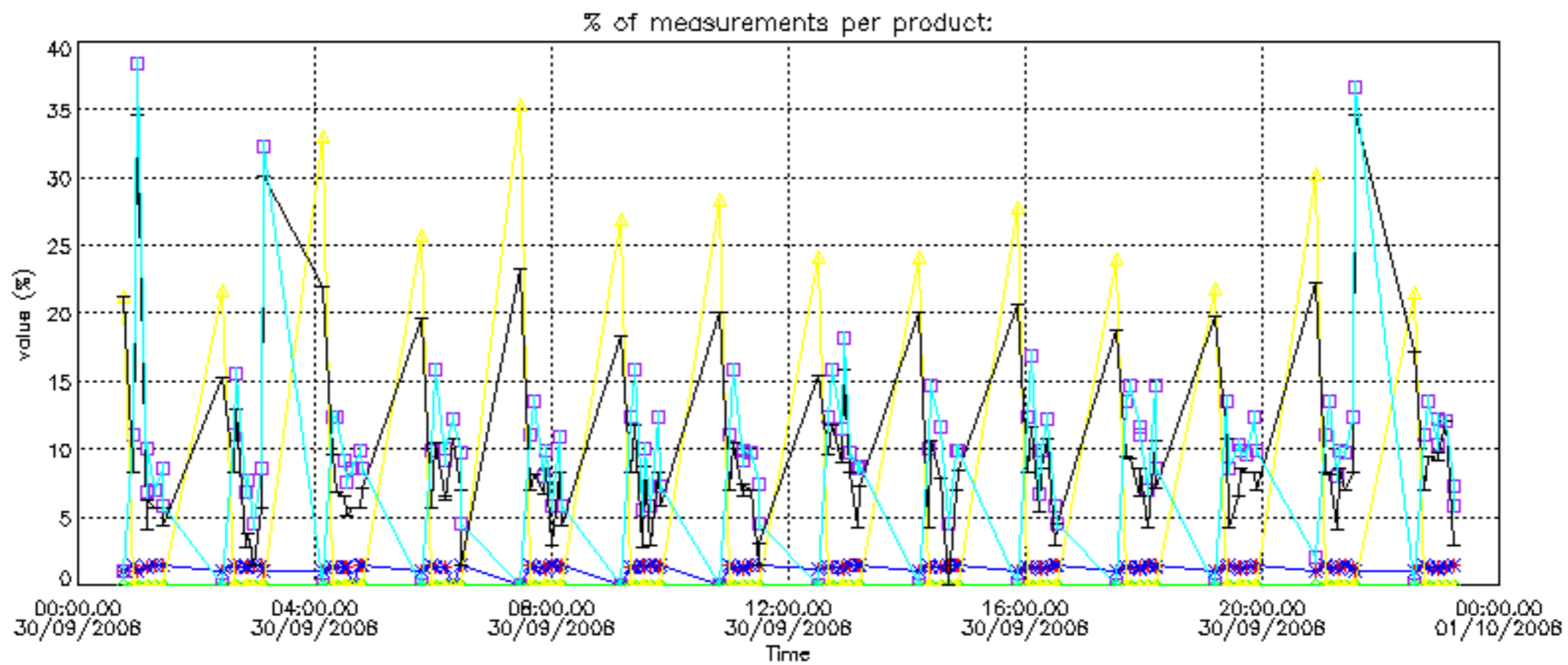
Percentage of flagged data per NO2 profile



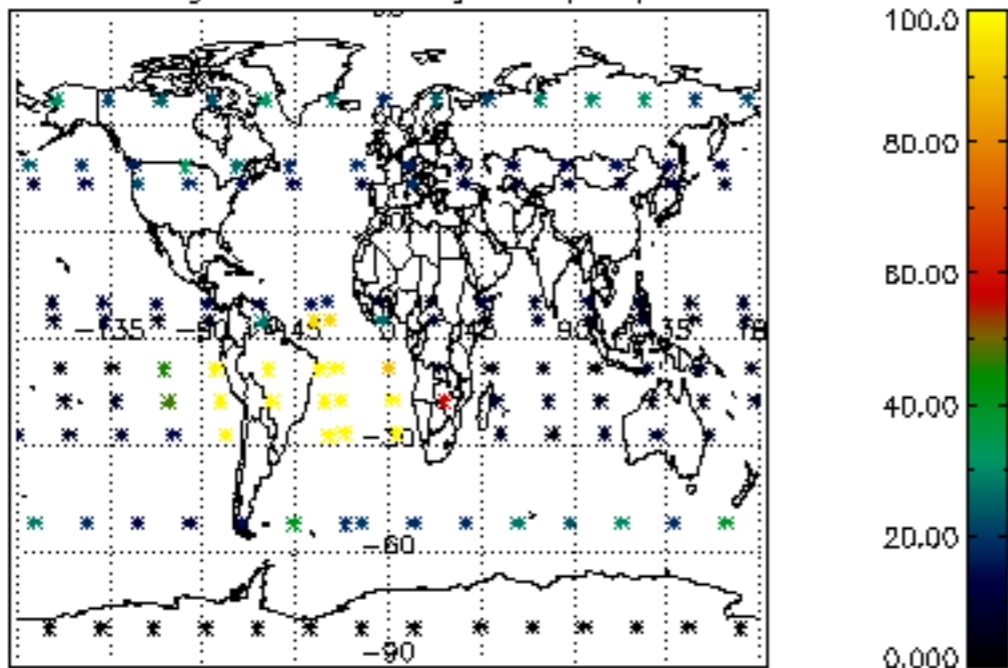
Percentage of flagged data per NO3 profile



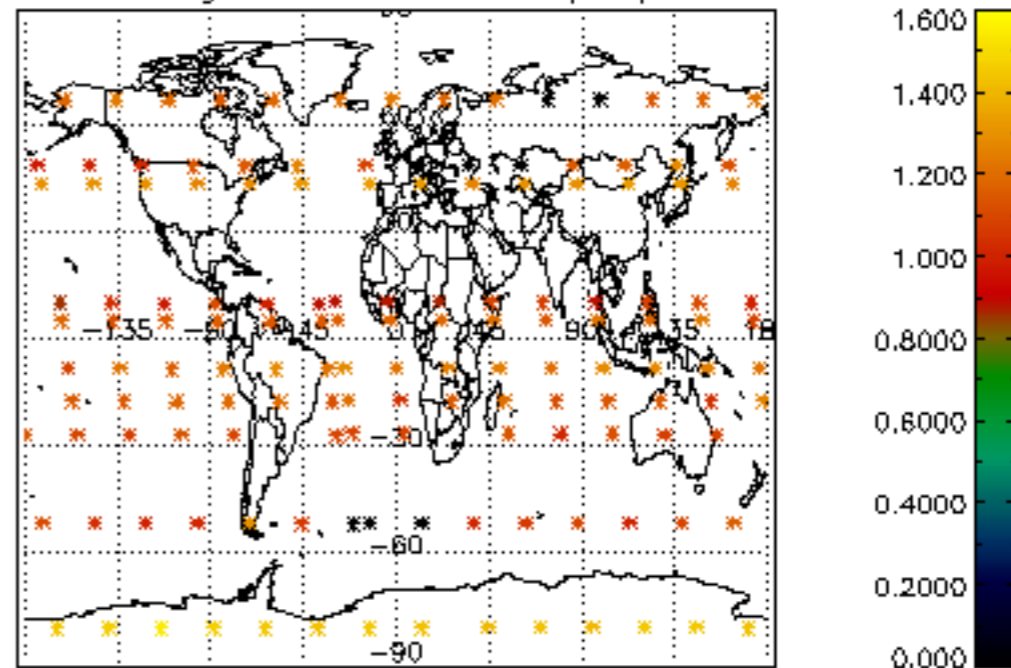




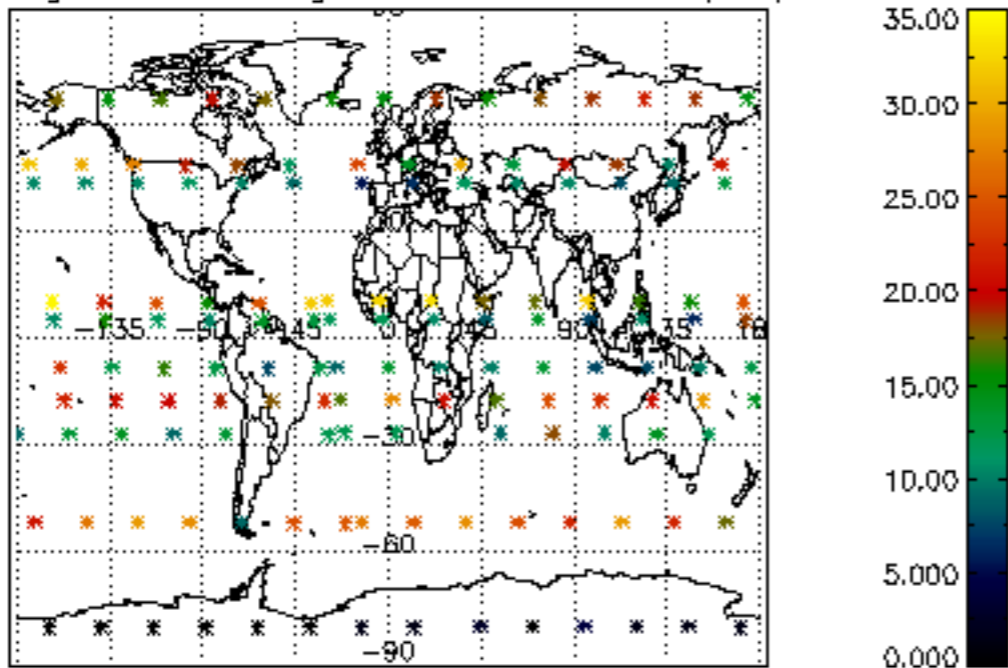
Percentage of cosmic ray hits per profile



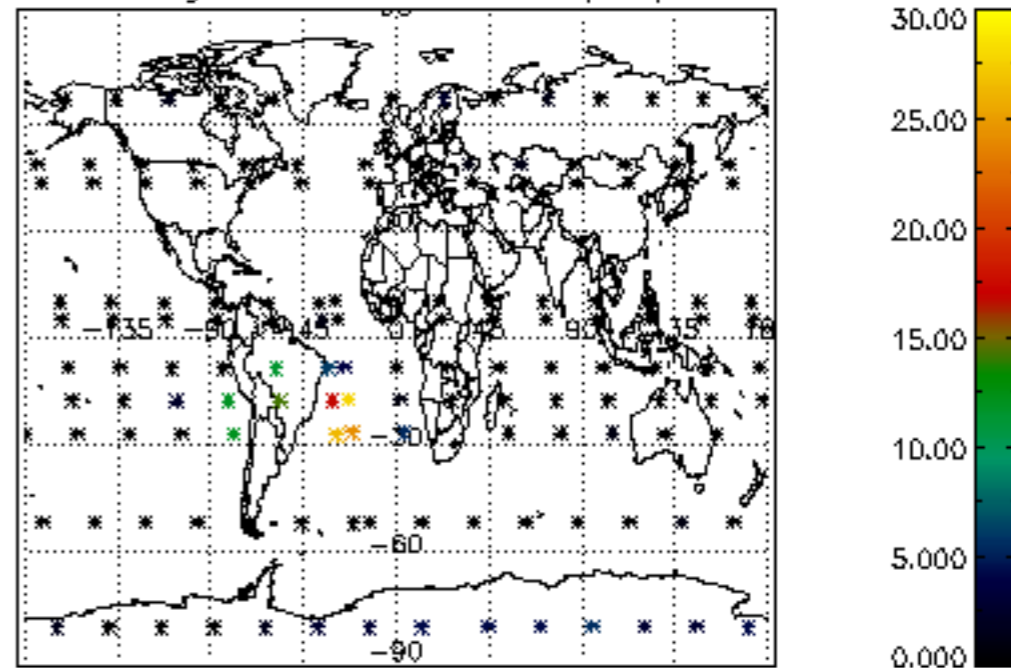
Percentage of datation errors per profile



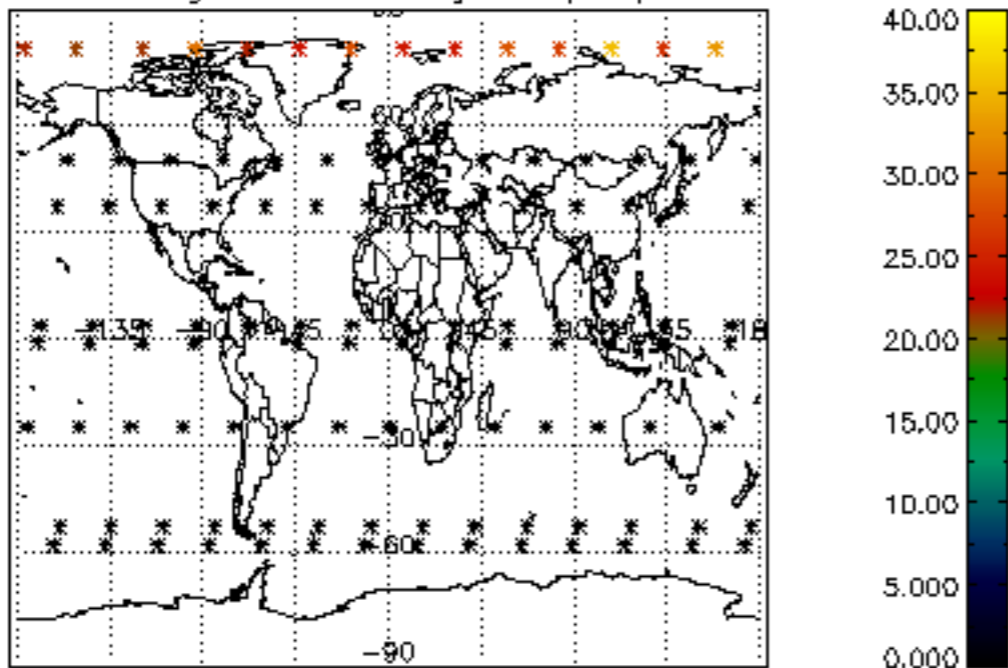
Percentage of star falling outside central band per profile



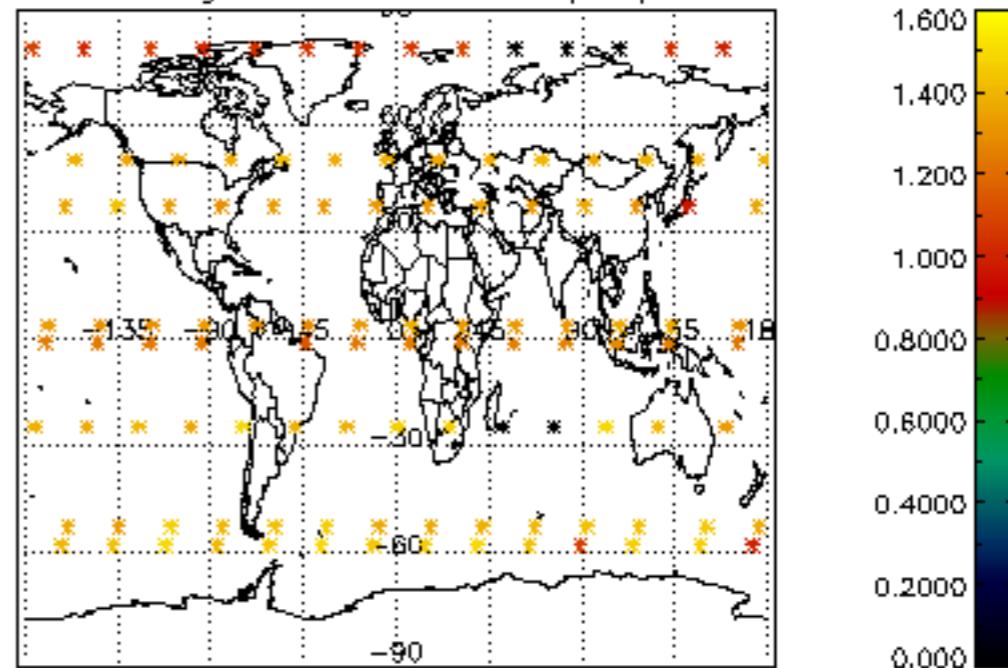
Percentage of saturation errors per profile



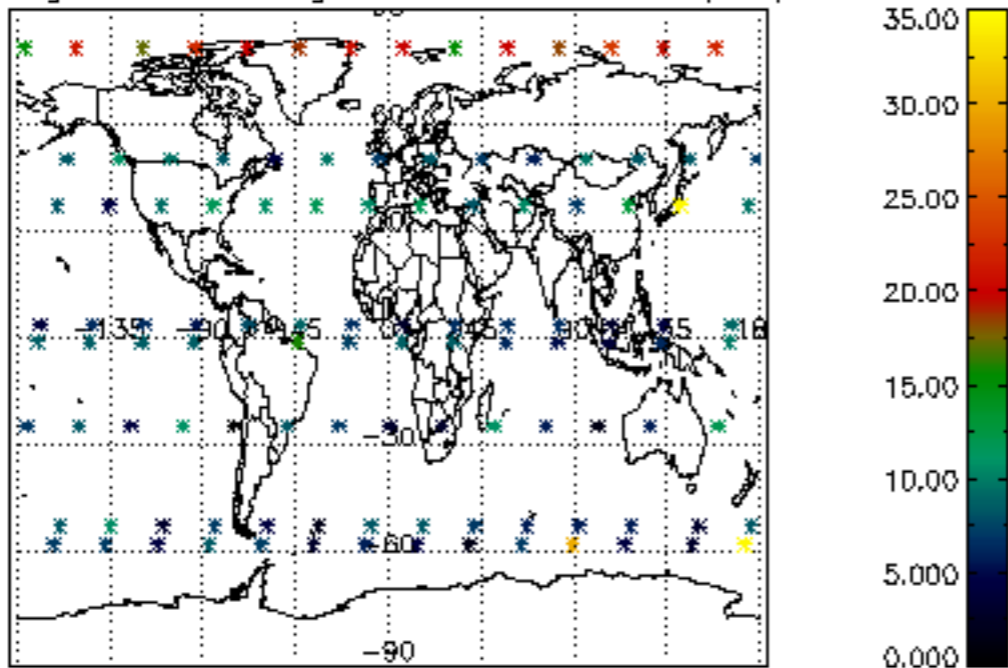
Percentage of cosmic ray hits per profile



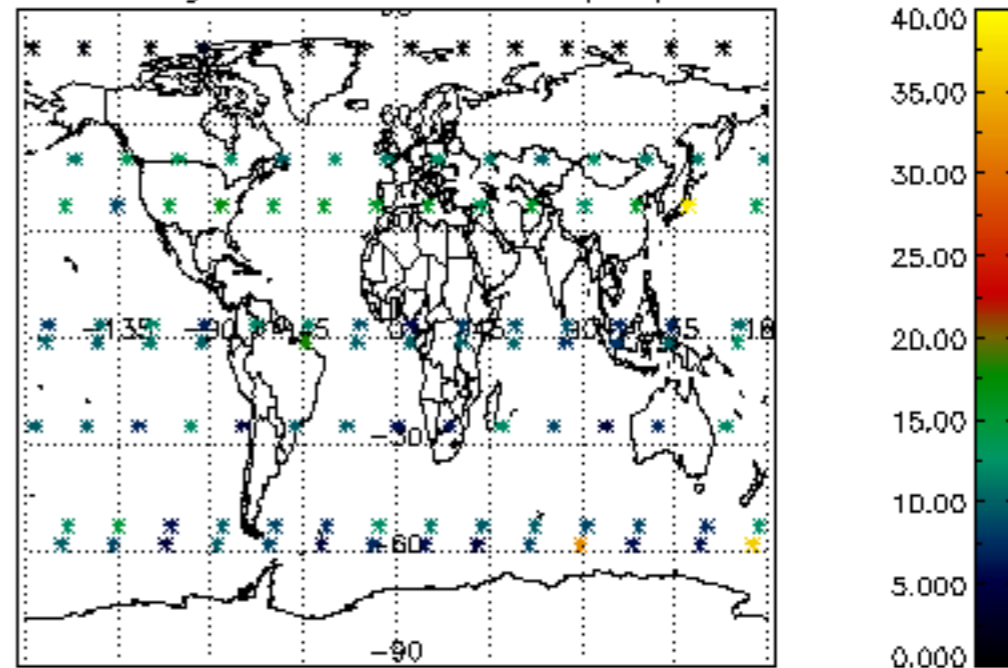
Percentage of datation errors per profile

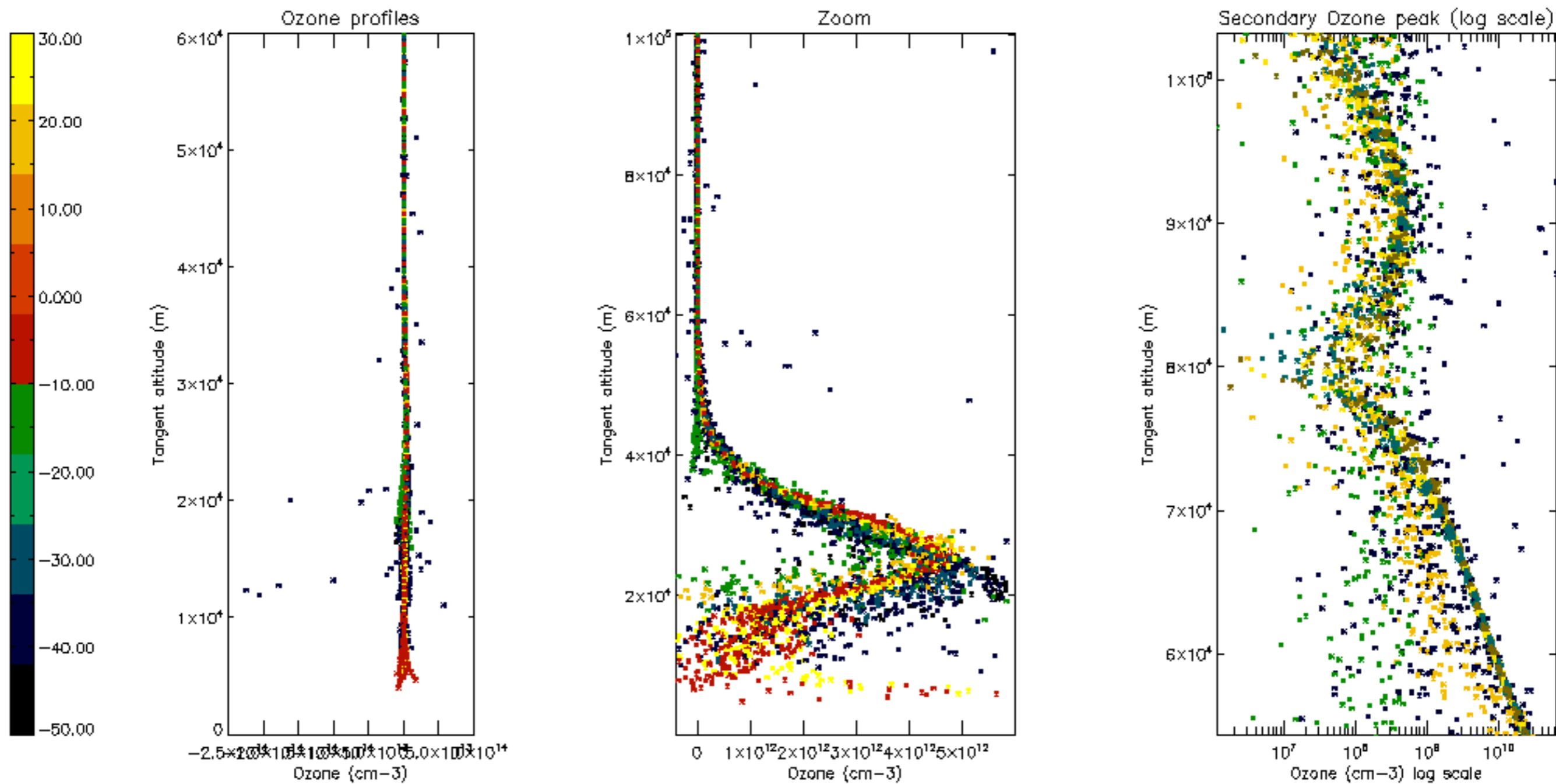


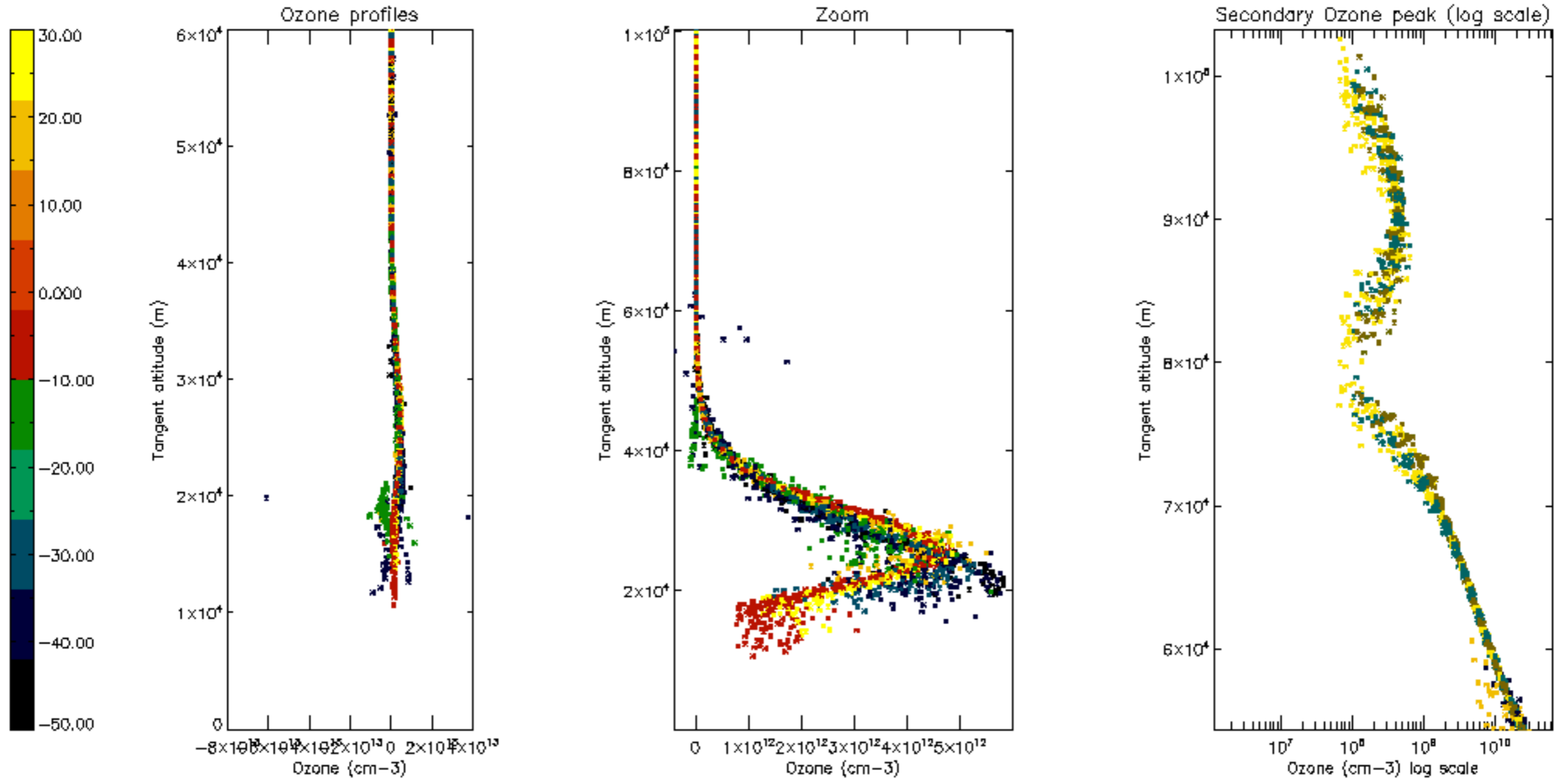
Percentage of star falling outside central band per profile

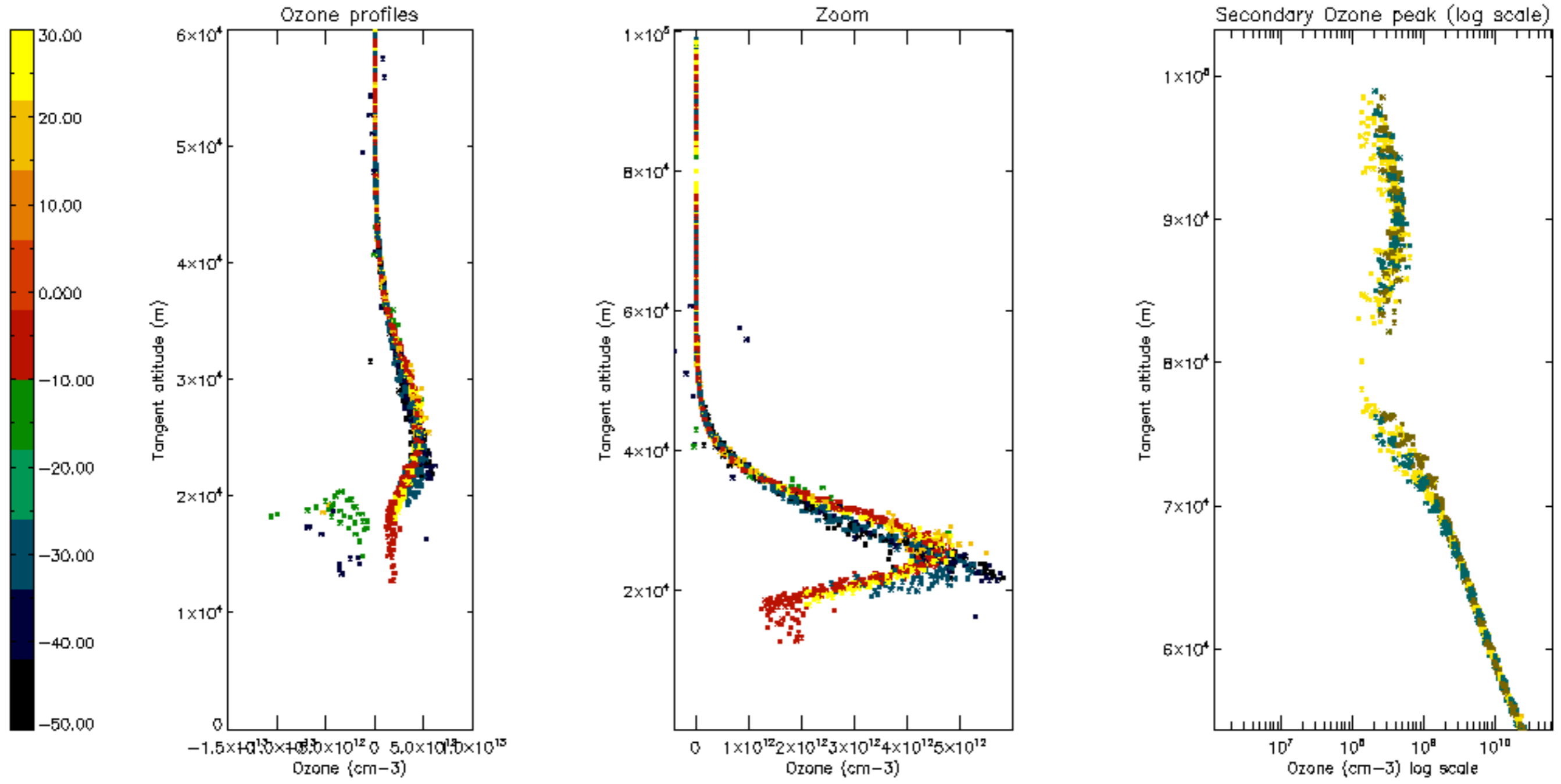


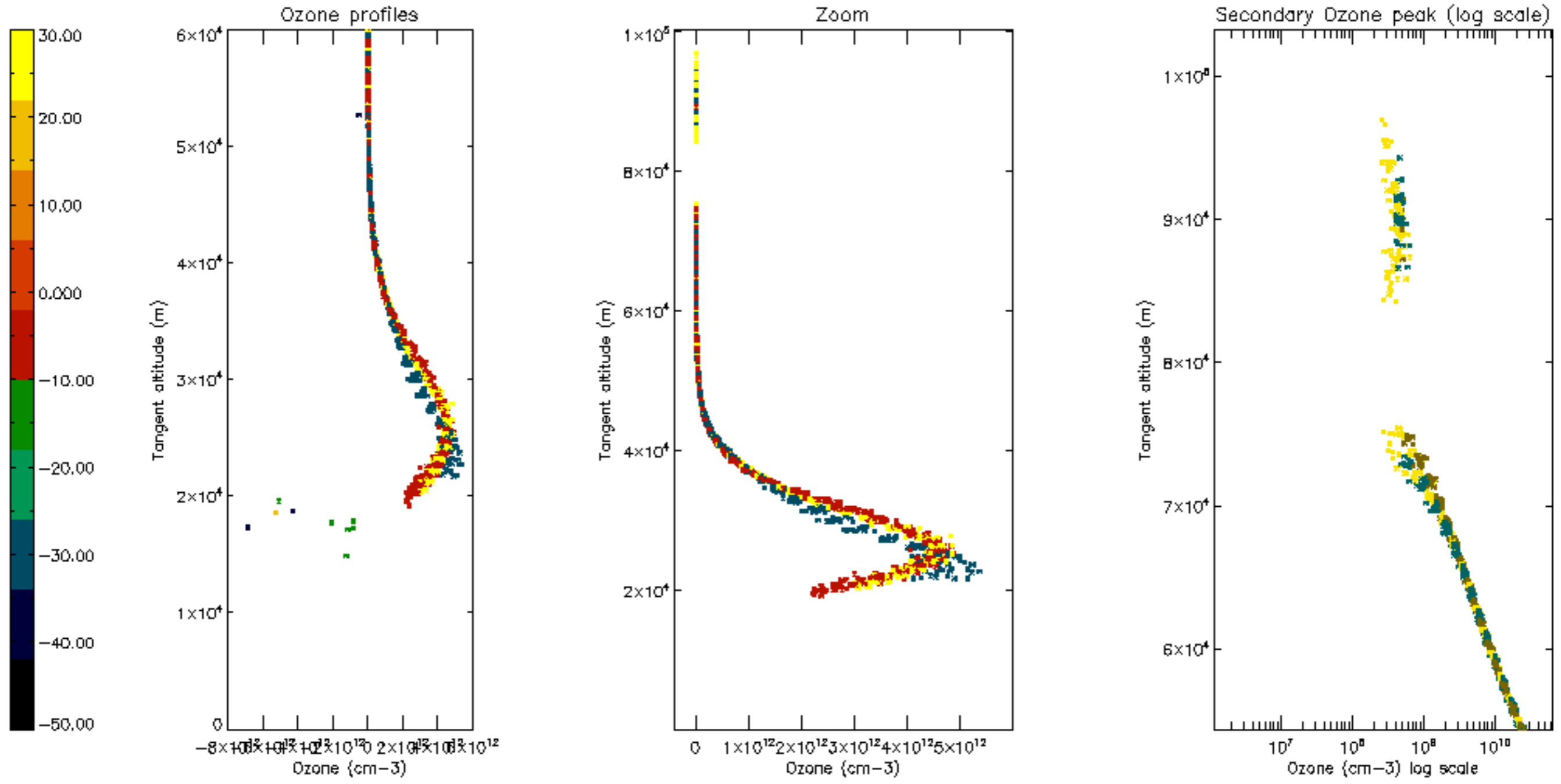
Percentage of saturation errors per profile

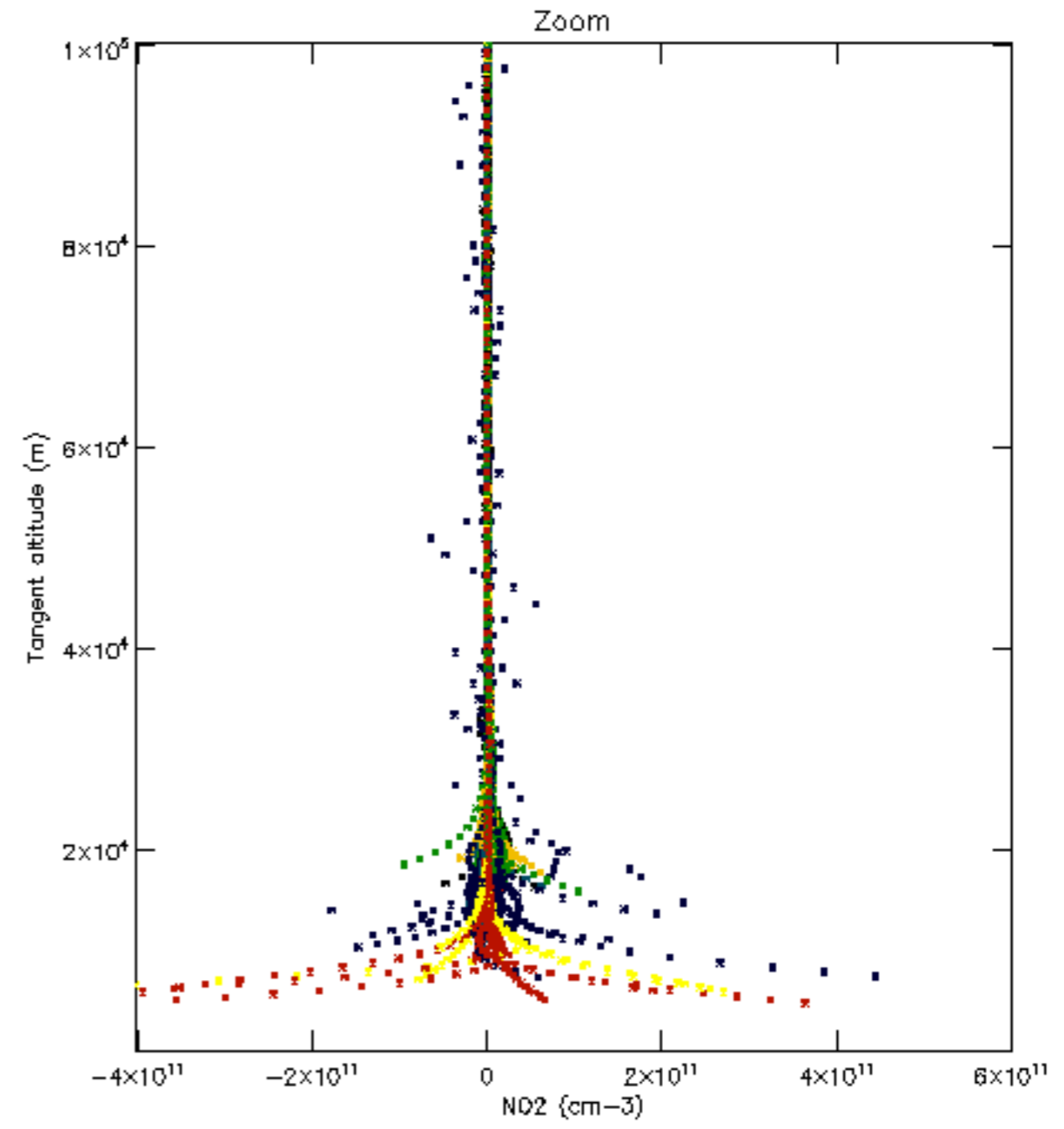
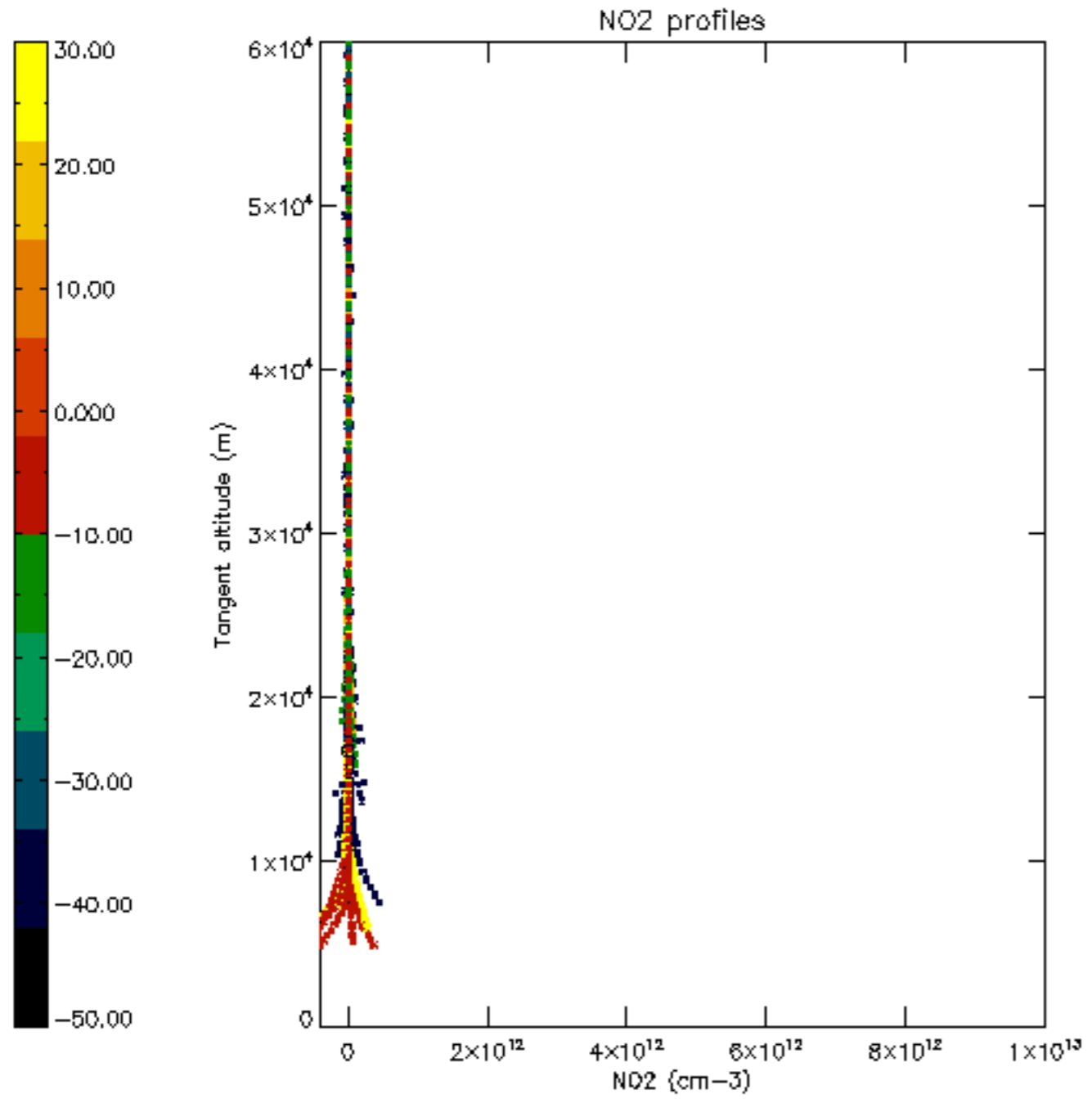


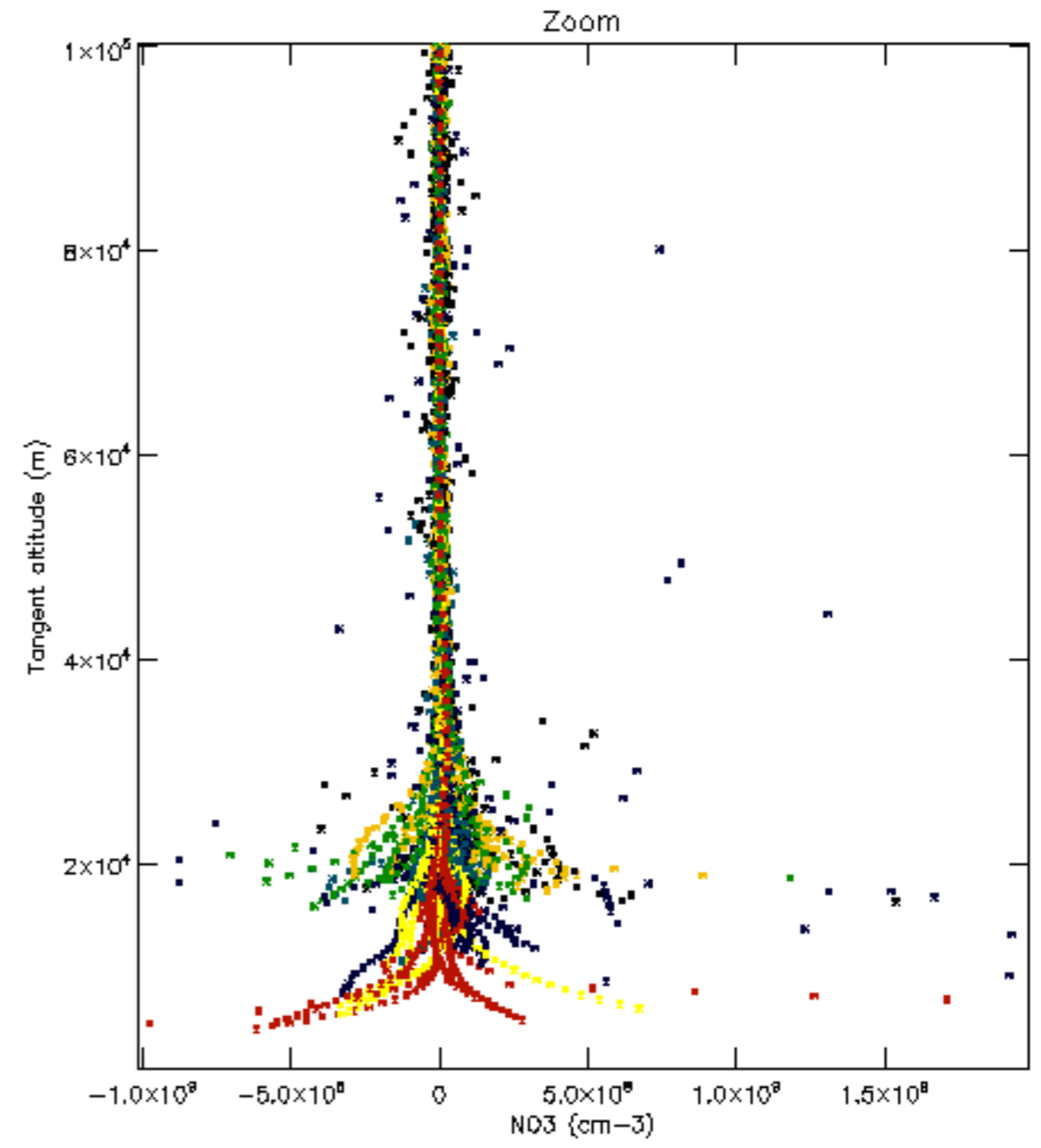
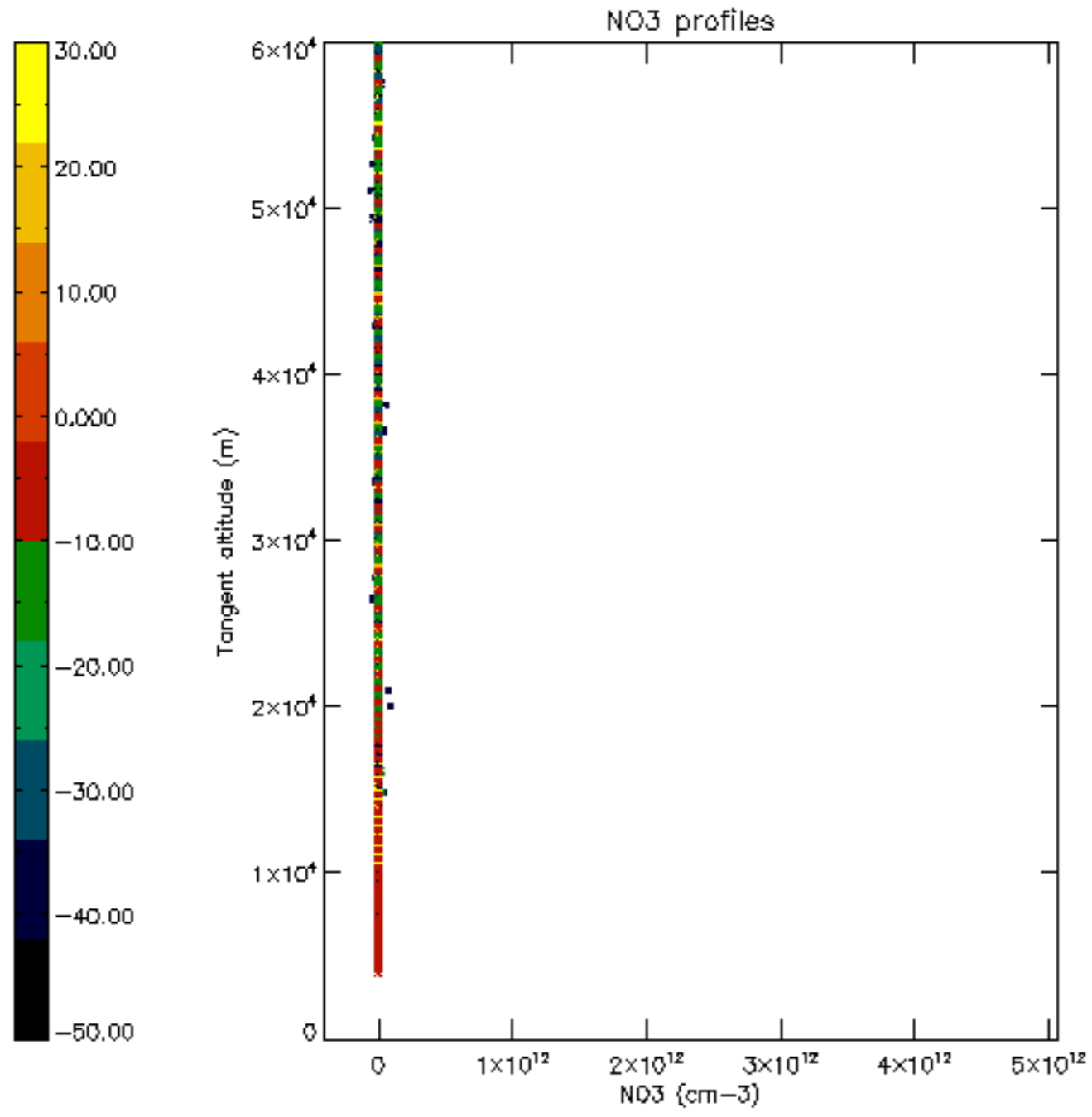


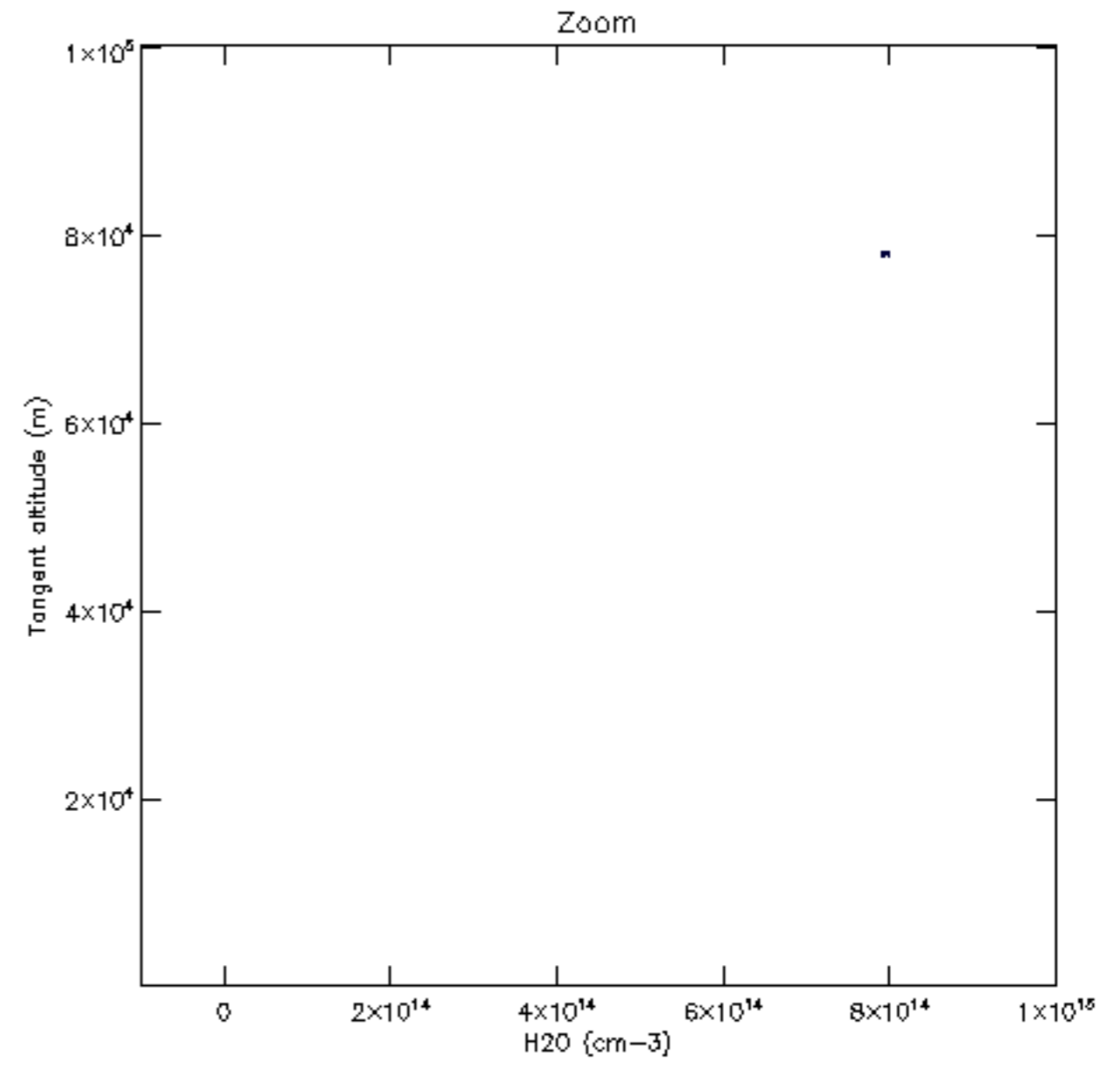
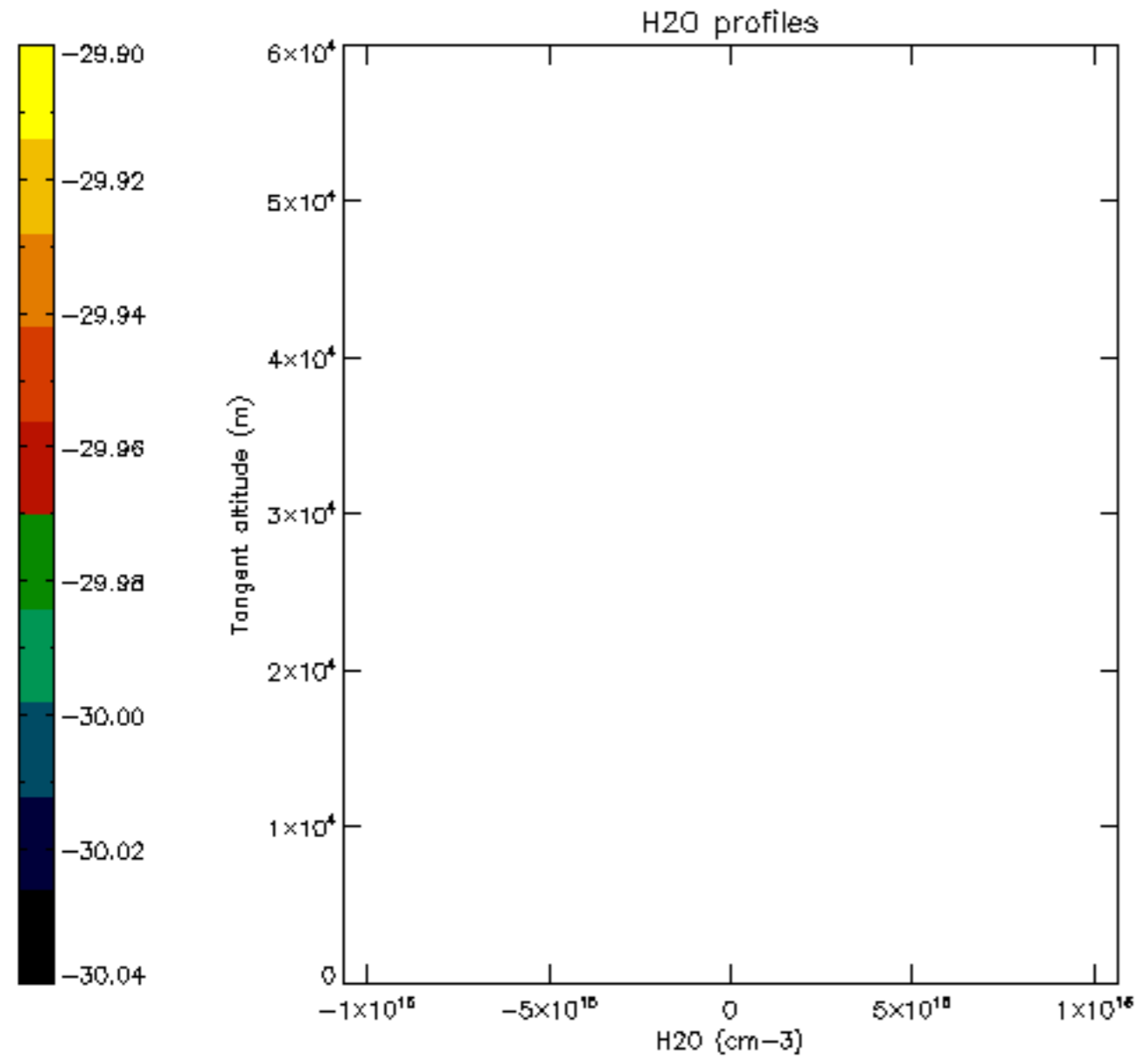


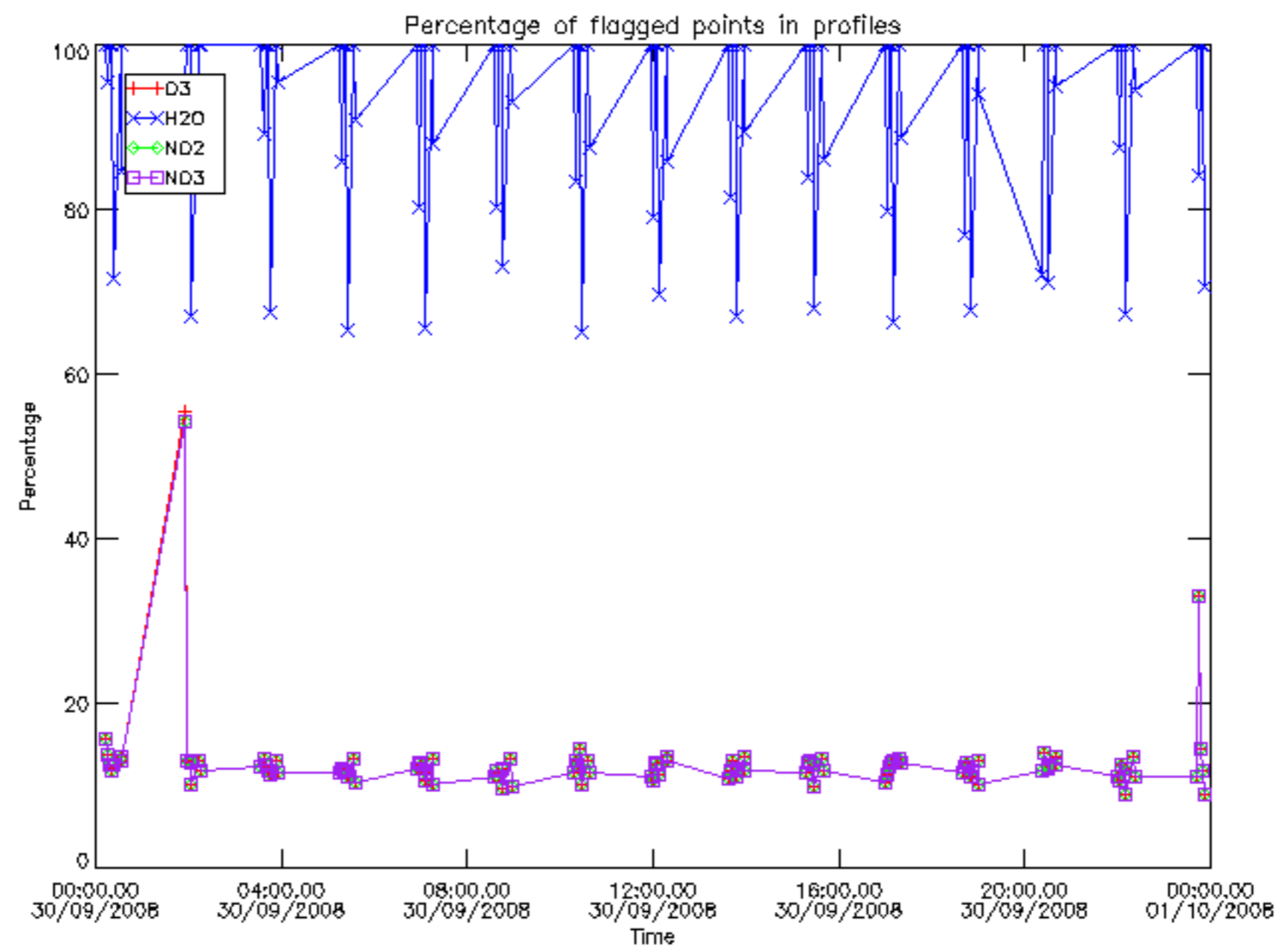




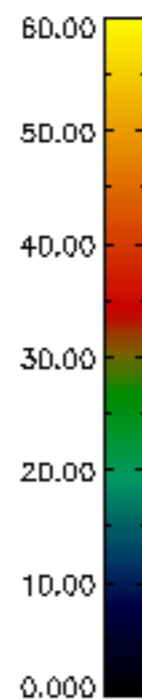
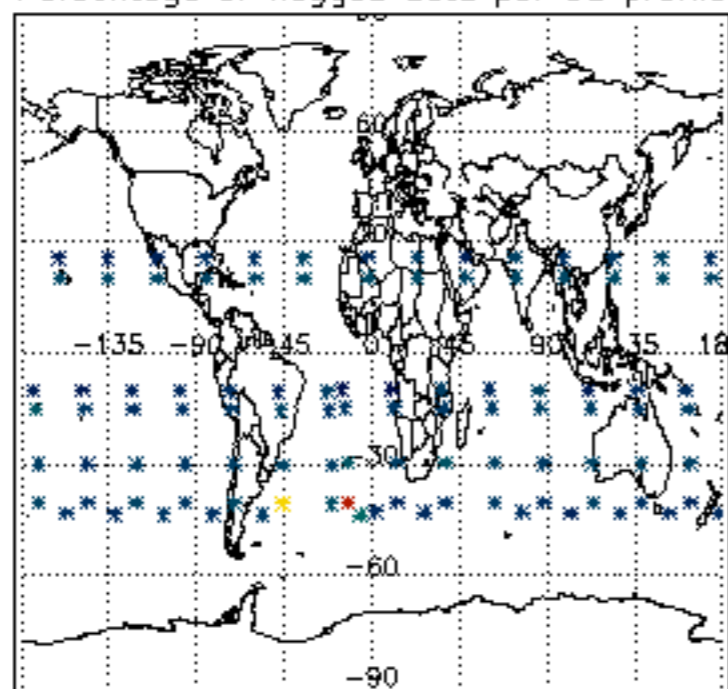




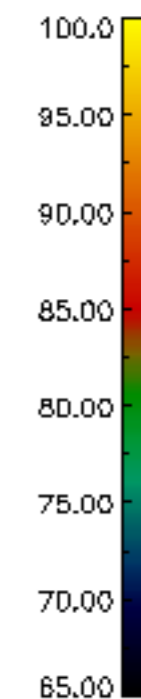
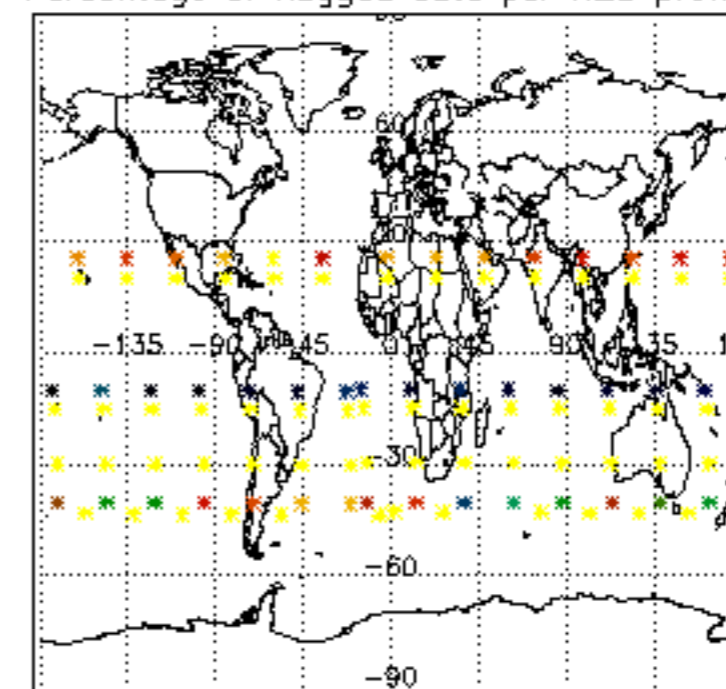




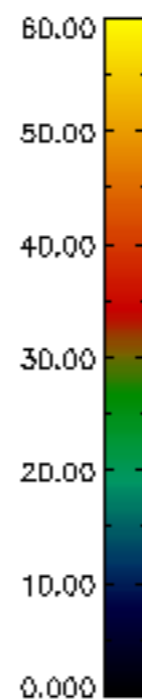
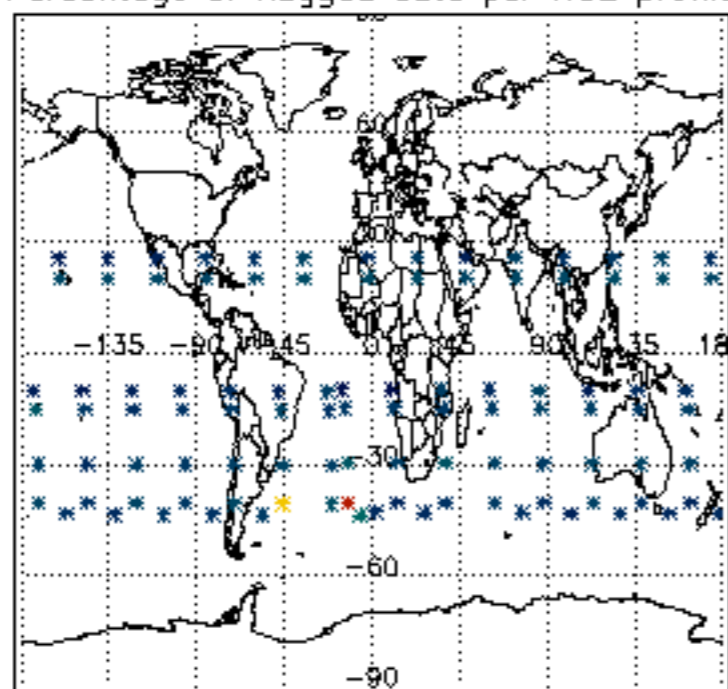
Percentage of flagged data per D3 profile



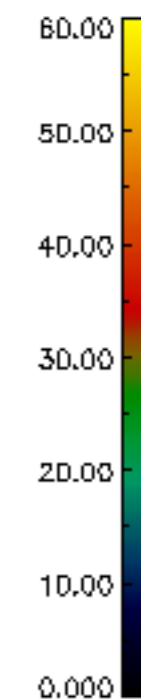
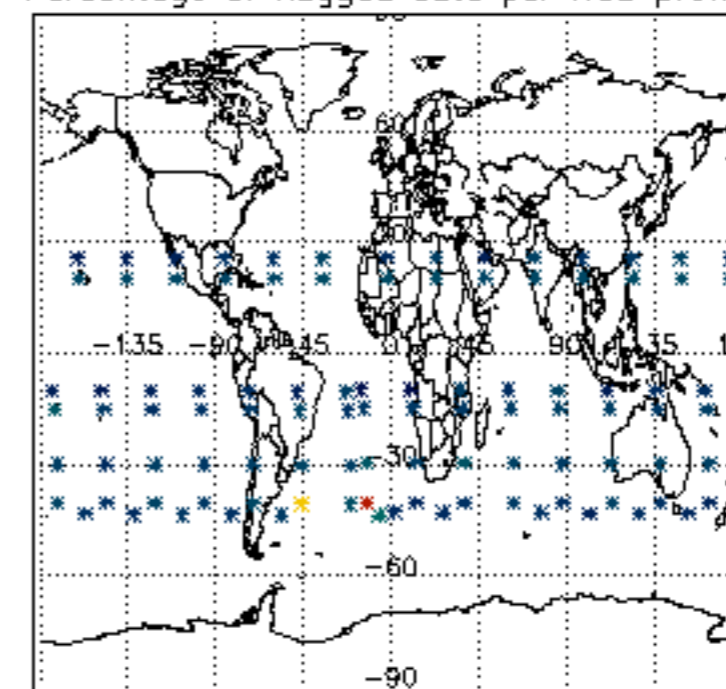
Percentage of flagged data per H2O profile

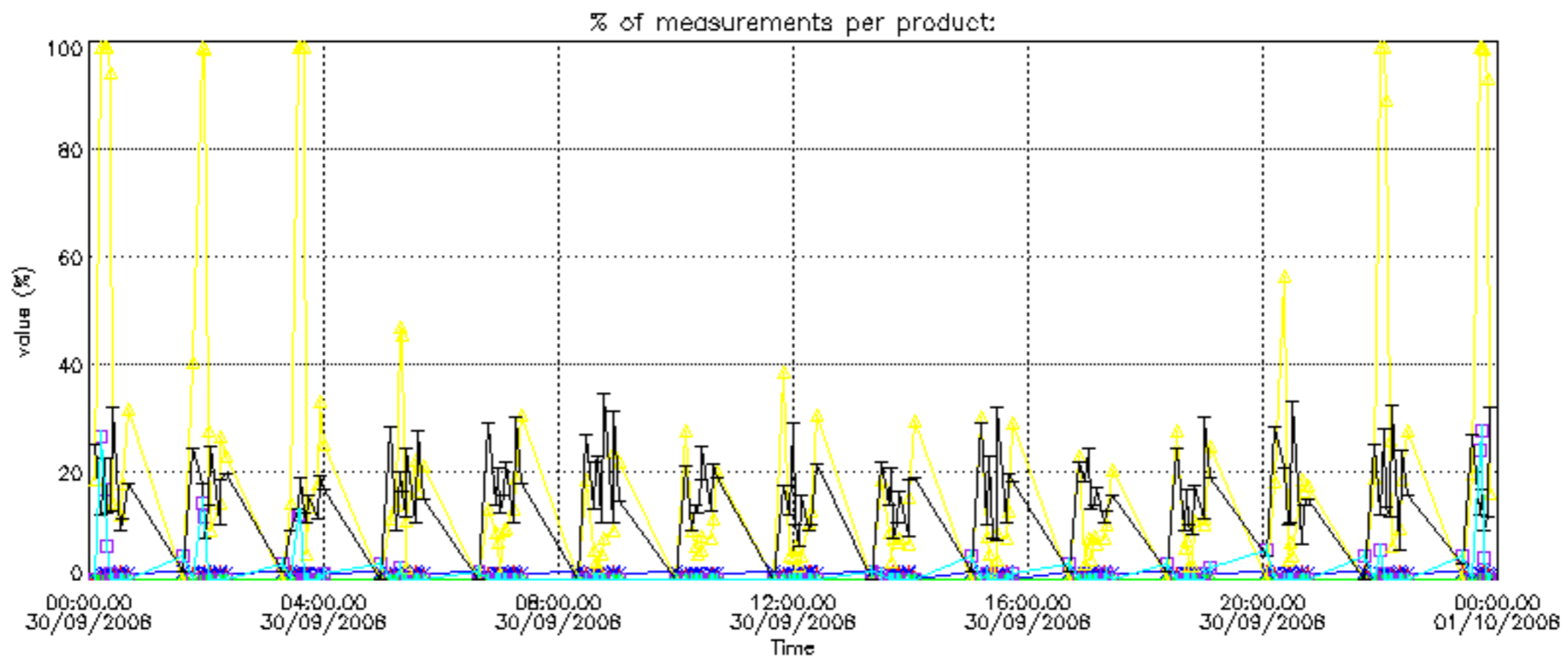


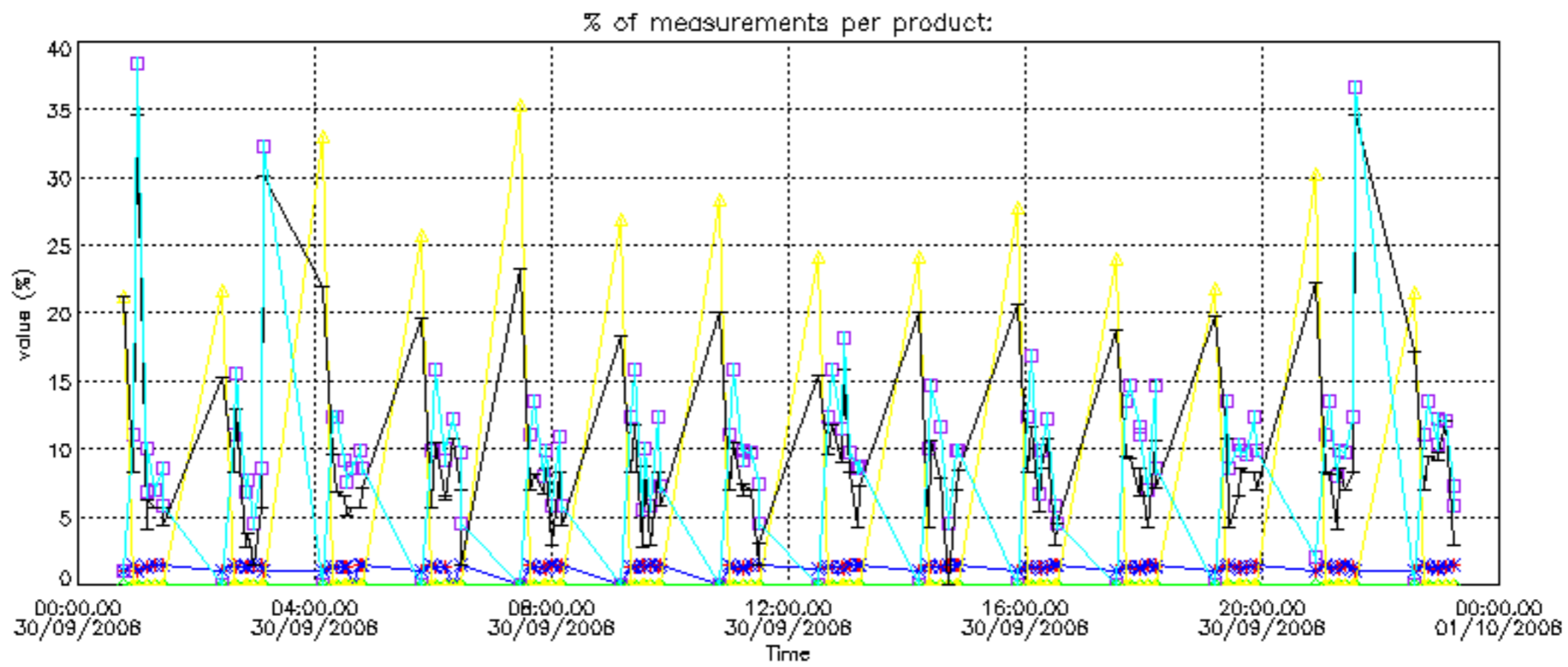
Percentage of flagged data per NO2 profile



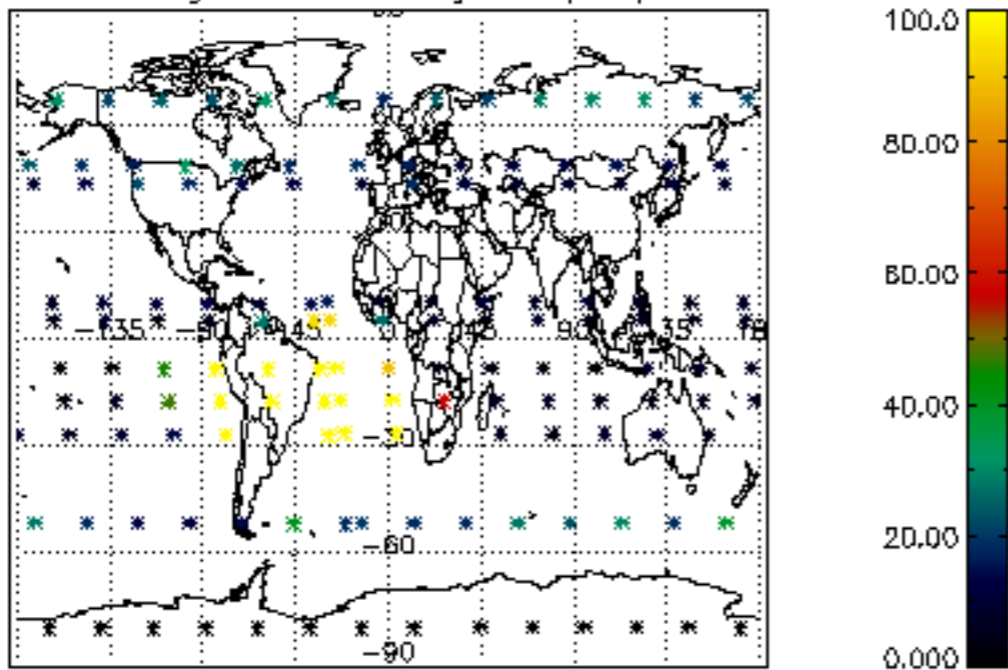
Percentage of flagged data per NO3 profile



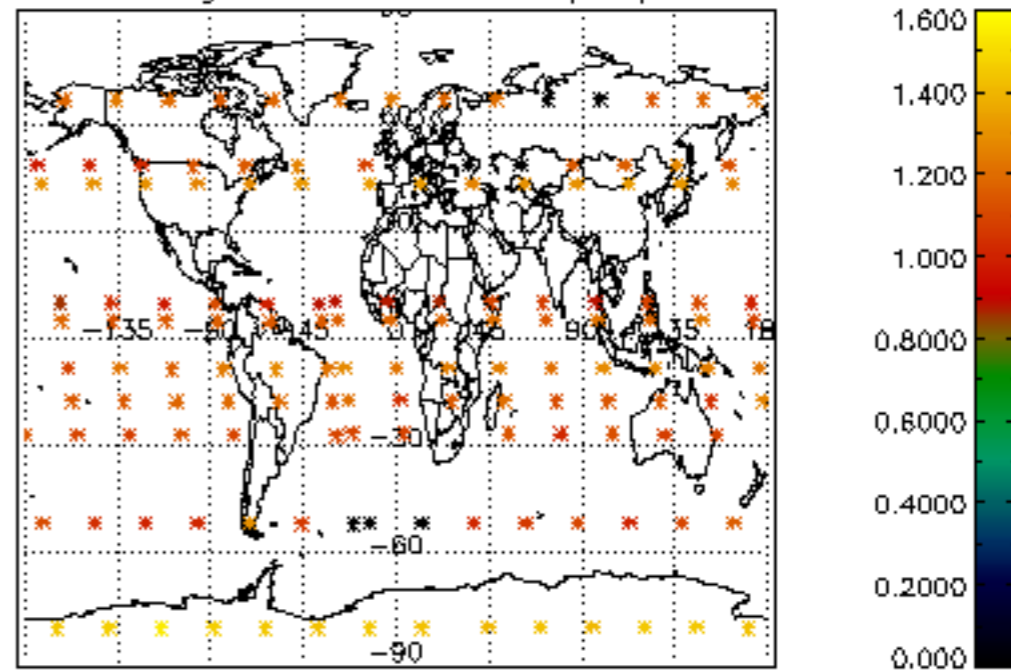




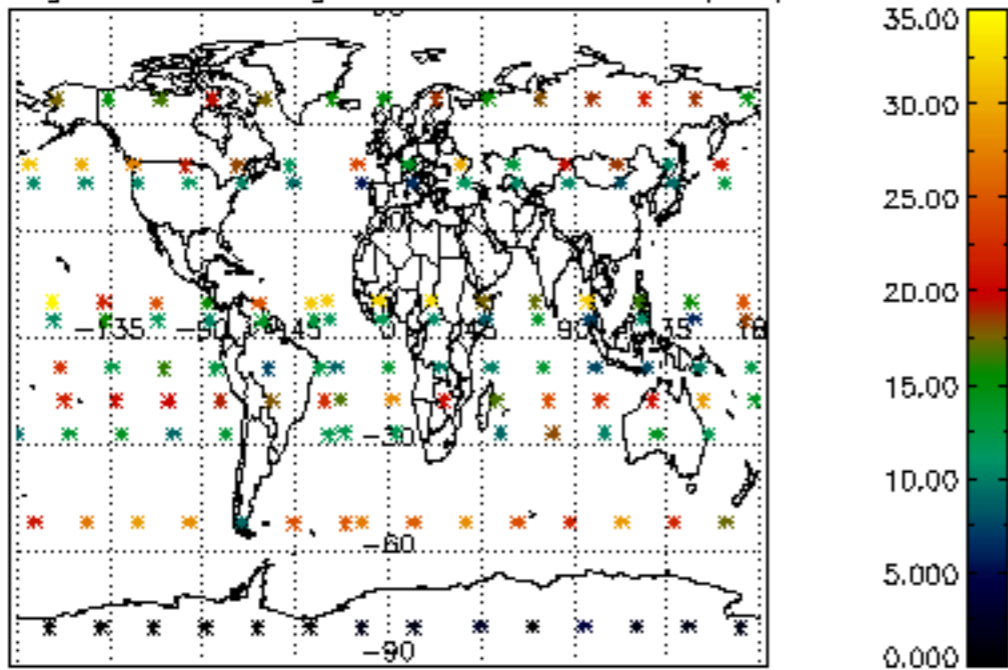
Percentage of cosmic ray hits per profile



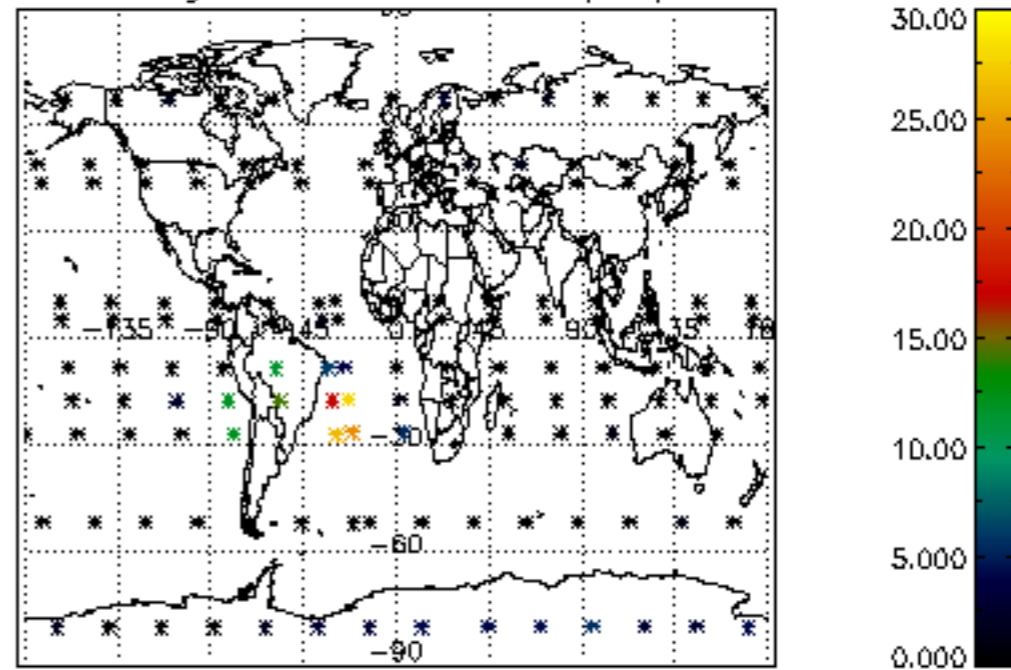
Percentage of datation errors per profile



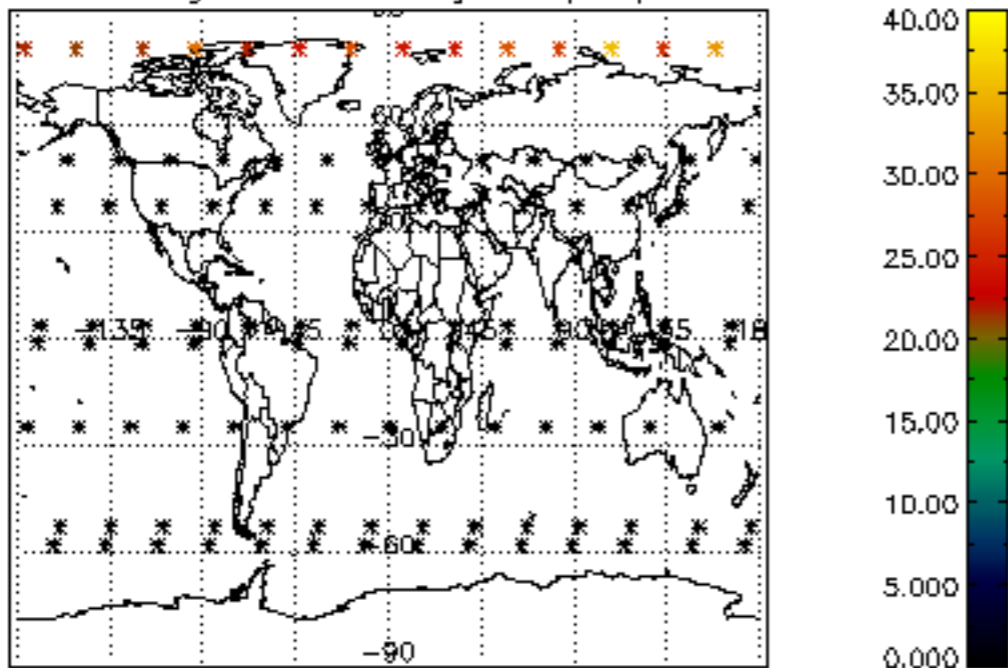
Percentage of star falling outside central band per profile



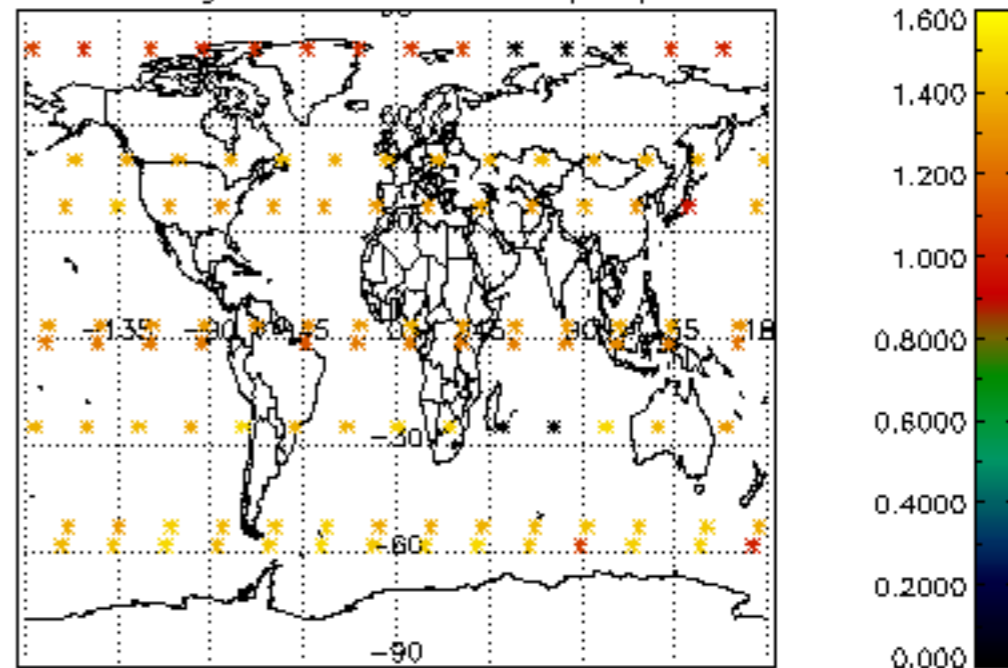
Percentage of saturation errors per profile



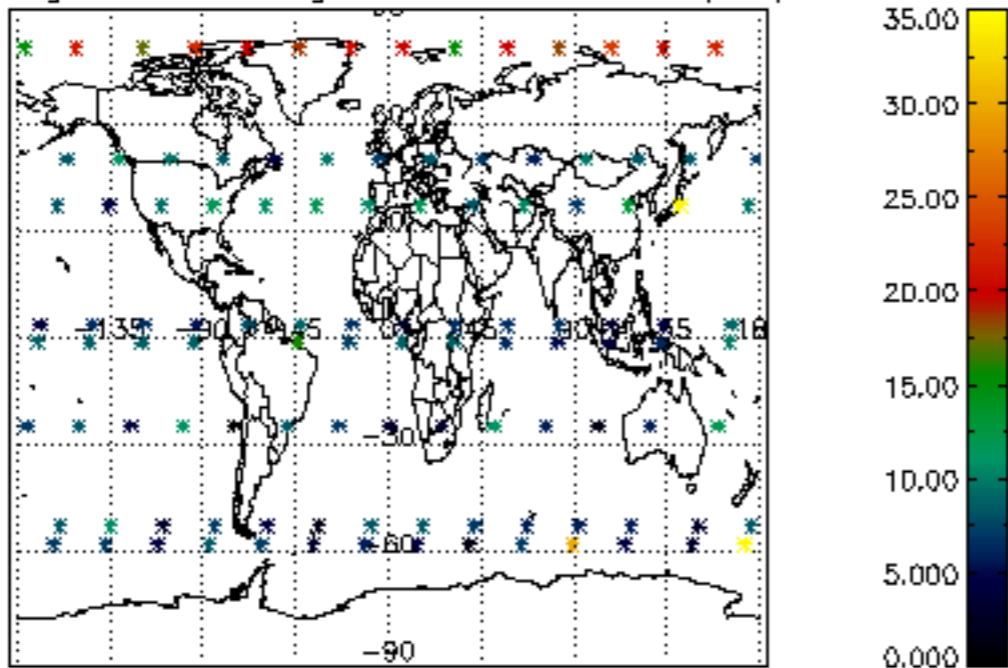
Percentage of cosmic ray hits per profile



Percentage of datation errors per profile



Percentage of star falling outside central band per profile



Percentage of saturation errors per profile

