

GOMOS Level 2 Daily Report

SUMMARY

[1. General Info](#)

[2. Summary of processed GOM_NL_2P products](#)

[3. Level 2 Quality information per product](#)

[3.1 Plot of level 2 quality information per product \(time dependant\)](#)

[3.2 Plot of level 2 quality information per product \(world map\)](#)

[4. Level 1 Quality information per product \(stored on level 2 products\)](#)

[4.1 Plot of level 1 quality information per product \(time dependant\)](#)

[4.1.1 Plot of level 1 quality information per product \(time dependant\): ASCENDING](#)

[4.1.2 Plot of level 1 quality information per product \(time dependant\): DESCENDING](#)

[4.2 Plot of level 1 quality information per product \(world map\)](#)

[4.2.1 Plot of level 1 quality information per product \(world map\): ASCENDING](#)

[4.2.2 Plot of level 1 quality information per product \(world map\): DESCENDING](#)

[5. Ozone profiles based on quality statistics and other trace gas profiles](#)

[5.1 Ozone statistics based on quality of products](#)

[5.2 Plot ozone profiles for all STD \(dark without errors\)](#)

[5.3 Plot ozone profiles where STD < 20% \(dark without errors\)](#)

[5.4. Plot ozone profiles where STD < 10% \(dark without errors\)](#)

[5.5. Plot ozone profiles where STD < 5% \(dark without errors\)](#)

[5.6 Plot NO2 profiles for all STD \(dark without errors\)](#)

[5.7 Plot NO3 profiles for all STD \(dark without errors\)](#)

[5.8 Plot H2O profiles \(only for occultations of stars 1,2,3,4,13,14,16,26,63 dark without errors\) for all STD](#)

[6. Auxiliary Data Files used for the production reported in section 2](#)

This report presents the daily analysis on parameters extracted from GOMOS level 2 data (GOM_NL__2P). It is intended to monitor some important parameters that will impact the quality of these products. A list of level 2 products (and content) that have arrived during the reporting day to the PCF is also given.

Item	Value
Time of report generation	25APR2013 20:21:37
Data source version	GOMOS/6.01
Start time of products	28-09-2008 (28SEP2008 00:00:00)
Stop time of products	29-09-2008 (29SEP2008 00:00:00)
Store outputs in DB	Yes
Nb of level 2 prods	252
Nb of prods with errors	0

2. Summary of processed GOM_NL__2P products.

Nr	Filename	UTC Start time	Limb	Duration	Star Id	Star Name	Star Mag	Star Temp	Nb Meas	Orbit	Prod. error
1	GOM_NL__2PRFIN20080928_000148_000000422072_00274_34396_9288.N1	28-SEP-2008 00:01:48	Straylight	42.000	84	Alp Phe	2.3970	4500.0	84	34396	No
2	GOM_NL__2PRFIN20080928_000850_000000492072_00274_34396_9289.N1	28-SEP-2008 00:08:50	Straylight	49.000	52	16Bet Cet	2.0370	4500.0	98	34396	No
3	GOM_NL__2PRFIN20080928_001904_000000372072_00274_34396_9290.N1	28-SEP-2008 00:19:04	Bright	36.500	90	54Alp Peg	2.4870	11000.	73	34396	No
4	GOM_NL__2PRFIN20080928_002244_000000382072_00274_34396_9291.N1	28-SEP-2008 00:22:44	Bright	37.500	93	53Bet Peg	2.5200	3100.0	75	34396	No
5	GOM_NL__2PRFIN20080928_003220_000000392072_00274_34396_9292.N1	28-SEP-2008 00:32:20	Bright	38.500	74	11Bet Cas	2.2680	6600.0	77	34396	No
6	GOM_NL__2PRFIN20080928_003346_000000412072_00274_34396_9293.N1	28-SEP-2008 00:33:46	Bright	40.500	76	27Gam Cas	2.3000	30000.	81	34396	No
7	GOM_NL__2PRFIN20080928_004007_000000332072_00274_34396_9294.N1	28-SEP-2008 00:40:07	Bright	33.000	49	1Alp UMi	1.9900	6300.0	66	34396	No
8	GOM_NL__2PRFIN20080928_004758_000000372072_00274_34396_9295.N1	28-SEP-2008 00:47:58	Bright	36.500	36	50Alp UMa	1.8000	6300.0	73	34396	No
9	GOM_NL__2PRFIN20080928_004928_000000522072_00274_34396_9296.N1	28-SEP-2008 00:49:28	Bright	52.000	82	48Bet UMa	2.3650	10600.	104	34396	No
10	GOM_NL__2PRFIN20080928_005918_000000352072_00274_34396_9297.N1	28-SEP-2008 00:59:18	Bright	34.500	166	17Eps Leo	2.9800	6000.0	69	34396	No
11	GOM_NL__2PRFIN20080928_010845_000000462072_00274_34396_9298.N1	28-SEP-2008 01:08:45	Twilight	46.000	48	30Alp Hya	1.9770	4100.0	92	34396	No
12	GOM_NL__2PRFIN20080928_011534_000000462072_00274_34396_9299.N1	28-SEP-2008 01:15:34	Dark	45.500	132	15Rho Pup	2.8030	6900.0	91	34396	No
13	GOM_NL__2PRFIN20080928_011826_000000502072_00274_34396_9300.N1	28-SEP-2008 01:18:26	Dark	49.500	65	Lam Vel	2.2040	4400.0	99	34396	No
14	GOM_NL__2PRFIN20080928_012054_000000392072_00274_34396_9301.N1	28-SEP-2008 01:20:54	Dark	39.000	34	Gam2Vel	1.7930	23000.	78	34396	No
15	GOM_NL__2PRFIN20080928_012432_000000422072_00275_34397_9299.N1	28-SEP-2008 01:24:32	Dark	41.500	161	Tau Pup	2.9310	4500.0	83	34397	No
16	GOM_NL__2PRFIN20080928_013530_000000402072_00275_34397_9300.N1	28-SEP-2008 01:35:30	Dark	39.500	143	Alp Hyi	2.8570	7200.0	79	34397	No
17	GOM_NL__2PRFIN20080928_013658_000000402072_00275_34397_9301.N1	28-SEP-2008 01:36:58	Dark	40.000	9	Alp Eri	0.45300	24000.	80	34397	No
18	GOM_NL__2PRFIN20080928_014224_000000412072_00275_34397_9302.N1	28-SEP-2008 01:42:24	Straylight	40.500	84	Alp Phe	2.3970	4500.0	81	34397	No
19	GOM_NL__2PRFIN20080928_014926_000000512072_00275_34397_9303.N1	28-SEP-2008 01:49:26	Straylight	50.500	52	16Bet Cet	2.0370	4500.0	101	34397	No
20	GOM_NL__2PRFIN20080928_015940_000000372072_00275_34397_9304.N1	28-SEP-2008 01:59:40	Bright	36.500	90	54Alp Peg	2.4870	11000.	73	34397	No
21	GOM_NL__2PRFIN20080928_020320_000000392072_00275_34397_9305.N1	28-SEP-2008 02:03:20	Bright	38.500	93	53Bet Peg	2.5200	3100.0	77	34397	No
22	GOM_NL__2PRFIN20080928_021255_000000392072_00275_34397_9306.N1	28-SEP-2008 02:12:55	Bright	38.500	74	11Bet Cas	2.2680	6600.0	77	34397	No
23	GOM_NL__2PRFIN20080928_021421_000000382072_00275_34397_9307.N1	28-SEP-2008 02:14:21	Bright	37.500	76	27Gam Cas	2.3000	30000.	75	34397	No
24	GOM_NL__2PRFIN20080928_022043_000000372072_00275_34397_9308.N1	28-SEP-2008 02:20:43	Bright	37.000	49	1Alp UMi	1.9900	6300.0	74	34397	No
25	GOM_NL__2PRFIN20080928_022834_000000362072_00275_34397_9309.N1	28-SEP-2008 02:28:34	Bright	36.000	36	50Alp UMa	1.8000	6300.0	72	34397	No
26	GOM_NL__2PRFIN20080928_023004_000000522072_00275_34397_9310.N1	28-SEP-2008 02:30:04	Bright	52.000	82	48Bet UMa	2.3650	10600.	104	34397	No
27	GOM_NL__2PRFIN20080928_023954_000000332072_00275_34397_9311.N1	28-SEP-2008 02:39:54	Bright	33.000	166	17Eps Leo	2.9800	6000.0	66	34397	No
28	GOM_NL__2PRFIN20080928_024921_000000432072_00275_34397_9312.N1	28-SEP-2008 02:49:21	Twilight	42.500	48	30Alp Hya	1.9770	4100.0	85	34397	No
29	GOM_NL__2PRFIN20080928_025611_000000462072_00275_34397_9313.N1	28-SEP-2008 02:56:11	Dark	45.500	132	15Rho Pup	2.8030	6900.0	91	34397	No
30	GOM_NL__2PRFIN20080928_025902_000000442072_00275_34397_9314.N1	28-SEP-2008 02:59:02	Dark	44.000	65	Lam Vel	2.2040	4400.0	88	34397	No
31	GOM_NL__2PRFIN20080928_030131_000000392072_00275_34397_9315.N1	28-SEP-2008 03:01:31	Dark	39.000	34	Gam2Vel	1.7930	23000.	78	34397	No
32	GOM_NL__2PRFIN20080928_030509_000000422072_00276_34398_9312.N1	28-SEP-2008 03:05:09	Dark	42.000	161	Tau Pup	2.9310	4500.0	84	34398	No
33	GOM_NL__2PRFIN20080928_031607_000000392072_00276_34398_9313.N1	28-SEP-2008 03:16:07	Dark	38.500	143	Alp Hyi	2.8570	7200.0	77	34398	No
34	GOM_NL__2PRFIN20080928_031734_000000442072_00276_34398_9314.N1	28-SEP-2008 03:17:34	Dark	43.500	9	Alp Eri	0.45300	24000.	87	34398	No
35	GOM_NL__2PRFIN20080928_032300_000000402072_00276_34398_9315.N1	28-SEP-2008 03:23:00	Straylight	40.000	84	Alp Phe	2.3970	4500.0	80	34398	No
36	GOM_NL__2PRFIN20080928_033002_000000502072_00276_34398_9316.N1	28-SEP-2008 03:30:02	Straylight	50.000	52	16Bet Cet	2.0370	4500.0	100	34398	No
37	GOM_NL__2PRFIN20080928_034016_000000372072_00276_34398_9317.N1	28-SEP-2008 03:40:16	Bright	36.500	90	54Alp Peg	2.4870	11000.	73	34398	No
38	GOM_NL__2PRFIN20080928_034356_000000482072_00276_34398_9318.N1	28-SEP-2008 03:43:56	Bright	48.000	93	53Bet Peg	2.5200	3100.0	96	34398	No
39	GOM_NL__2PRFIN20080928_035331_000000382072_00276_34398_9319.N1	28-SEP-2008 03:53:31	Bright	38.000	74	11Bet Cas	2.2680	6600.0	76	34398	No
40	GOM_NL__2PRFIN20080928_035457_000000402072_00276_34398_9320.N1	28-SEP-2008 03:54:57	Bright	39.500	76	27Gam Cas	2.3000	30000.	79	34398	No
41	GOM_NL__2PRFIN20080928_040119_000000332072_00276_34398_9321.N1	28-SEP-2008 04:01:19	Bright	33.000	49	1Alp UMi	1.9900	6300.0	66	34398	No
42	GOM_NL__2PRFIN20080928_040911_000000352072_00276_34398_9322.N1	28-SEP-2008 04:09:11	Bright	35.000	36	50Alp UMa	1.8000	6300.0	70	34398	No

43	GOM_NL__2PRFIN20080928_041040_000000342072_00276_34398_9323.N1	28-SEP-2008 04:10:40	Bright	34.000	82	48Bet UMa	2.3650	10600.	68	34398	No
44	GOM_NL__2PRFIN20080928_042030_000000342072_00276_34398_9324.N1	28-SEP-2008 04:20:30	Bright	33.500	166	17Eps Leo	2.9800	6000.0	67	34398	No
45	GOM_NL__2PRFIN20080928_042957_000000522072_00276_34398_9325.N1	28-SEP-2008 04:29:57	Twilight	52.000	48	30Alp Hya	1.9770	4100.0	104	34398	No
46	GOM_NL__2PRFIN20080928_043648_000000442072_00276_34398_9326.N1	28-SEP-2008 04:36:48	Dark	44.000	132	15Rho Pup	2.8030	6900.0	88	34398	No
47	GOM_NL__2PRFIN20080928_043938_000000402072_00276_34398_9327.N1	28-SEP-2008 04:39:38	Dark	40.000	65	Lam Vel	2.2040	4400.0	80	34398	No
48	GOM_NL__2PRFIN20080928_044207_000000422072_00276_34398_9328.N1	28-SEP-2008 04:42:07	Dark	42.000	34	Gam2Vel	1.7930	23000.	84	34398	No
49	GOM_NL__2PRFIN20080928_045643_000000382072_00277_34399_9328.N1	28-SEP-2008 04:56:43	Dark	38.000	143	Alp Hyi	2.8570	7200.0	76	34399	No
50	GOM_NL__2PRFIN20080928_045811_000000492072_00277_34399_9329.N1	28-SEP-2008 04:58:11	Dark	48.500	9	Alp Eri	0.45300	24000.	97	34399	No
51	GOM_NL__2PRFIN20080928_050336_000000392072_00277_34399_9330.N1	28-SEP-2008 05:03:36	Straylight	39.000	84	Alp Phe	2.3970	4500.0	78	34399	No
52	GOM_NL__2PRFIN20080928_051038_000000502072_00277_34399_9331.N1	28-SEP-2008 05:10:38	Straylight	50.000	52	16Bet Cet	2.0370	4500.0	100	34399	No
53	GOM_NL__2PRFIN20080928_052052_000000372072_00277_34399_9332.N1	28-SEP-2008 05:20:52	Bright	36.500	90	54Alp Peg	2.4870	11000.	73	34399	No
54	GOM_NL__2PRFIN20080928_052432_000000372072_00277_34399_9333.N1	28-SEP-2008 05:24:32	Bright	37.000	93	53Bet Peg	2.5200	3100.0	74	34399	No
55	GOM_NL__2PRFIN20080928_053407_000000392072_00277_34399_9334.N1	28-SEP-2008 05:34:07	Bright	38.500	74	11Bet Cas	2.2680	6600.0	77	34399	No
56	GOM_NL__2PRFIN20080928_053532_000000412072_00277_34399_9335.N1	28-SEP-2008 05:35:32	Bright	40.500	76	27Gam Cas	2.3000	30000.	81	34399	No
57	GOM_NL__2PRFIN20080928_054155_000000362072_00277_34399_9336.N1	28-SEP-2008 05:41:55	Bright	35.500	49	1Alp UMi	1.9900	6300.0	71	34399	No
58	GOM_NL__2PRFIN20080928_054947_000000372072_00277_34399_9337.N1	28-SEP-2008 05:49:47	Bright	36.500	36	50Alp UMa	1.8000	6300.0	73	34399	No
59	GOM_NL__2PRFIN20080928_055116_000000342072_00277_34399_9338.N1	28-SEP-2008 05:51:16	Bright	33.500	82	48Bet UMa	2.3650	10600.	67	34399	No
60	GOM_NL__2PRFIN20080928_060106_000000342072_00277_34399_9339.N1	28-SEP-2008 06:01:06	Bright	34.000	166	17Eps Leo	2.9800	6000.0	68	34399	No
61	GOM_NL__2PRFIN20080928_061034_000000422072_00277_34399_9340.N1	28-SEP-2008 06:10:34	Twilight	42.000	48	30Alp Hya	1.9770	4100.0	84	34399	No
62	GOM_NL__2PRFIN20080928_061724_000000422072_00277_34399_9341.N1	28-SEP-2008 06:17:24	Dark	41.500	132	15Rho Pup	2.8030	6900.0	83	34399	No
63	GOM_NL__2PRFIN20080928_062015_000000482072_00277_34399_9342.N1	28-SEP-2008 06:20:15	Dark	47.500	65	Lam Vel	2.2040	4400.0	95	34399	No
64	GOM_NL__2PRFIN20080928_062244_000000412072_00277_34399_9343.N1	28-SEP-2008 06:22:44	Dark	41.000	34	Gam2Vel	1.7930	23000.	82	34399	No
65	GOM_NL__2PRFIN20080928_062622_000000442072_00278_34400_9349.N1	28-SEP-2008 06:26:22	Dark	43.500	161	Tau Pup	2.9310	4500.0	87	34400	No
66	GOM_NL__2PRFIN20080928_062746_000000592072_00278_34400_9350.N1	28-SEP-2008 06:27:46	Dark	59.000	2	Alp Car	-0.73600	7000.0	118	34400	No
67	GOM_NL__2PRFIN20080928_063720_000000392072_00278_34400_9351.N1	28-SEP-2008 06:37:20	Dark	38.500	143	Alp Hyi	2.8570	7200.0	77	34400	No
68	GOM_NL__2PRFIN20080928_063847_000000402072_00278_34400_9352.N1	28-SEP-2008 06:38:47	Dark	40.000	9	Alp Eri	0.45300	24000.	80	34400	No
69	GOM_NL__2PRFIN20080928_064413_000000452072_00278_34400_9353.N1	28-SEP-2008 06:44:13	Straylight	44.500	84	Alp Phe	2.3970	4500.0	89	34400	No
70	GOM_NL__2PRFIN20080928_065114_000000502072_00278_34400_9354.N1	28-SEP-2008 06:51:14	Straylight	49.500	52	16Bet Cet	2.0370	4500.0	99	34400	No
71	GOM_NL__2PRFIN20080928_070128_000000372072_00278_34400_9355.N1	28-SEP-2008 07:01:28	Bright	36.500	90	54Alp Peg	2.4870	11000.	73	34400	No
72	GOM_NL__2PRFIN20080928_070508_000000362072_00278_34400_9356.N1	28-SEP-2008 07:05:08	Bright	35.500	93	53Bet Peg	2.5200	3100.0	71	34400	No
73	GOM_NL__2PRFIN20080928_071442_000000392072_00278_34400_9357.N1	28-SEP-2008 07:14:42	Bright	39.000	74	11Bet Cas	2.2680	6600.0	78	34400	No
74	GOM_NL__2PRFIN20080928_071608_000000412072_00278_34400_9358.N1	28-SEP-2008 07:16:08	Bright	40.500	76	27Gam Cas	2.3000	30000.	81	34400	No
75	GOM_NL__2PRFIN20080928_072231_000000362072_00278_34400_9359.N1	28-SEP-2008 07:22:31	Bright	36.000	49	1Alp UMi	1.9900	6300.0	72	34400	No
76	GOM_NL__2PRFIN20080928_073023_000000342072_00278_34400_9360.N1	28-SEP-2008 07:30:23	Bright	34.000	36	50Alp UMa	1.8000	6300.0	68	34400	No
77	GOM_NL__2PRFIN20080928_073152_000000352072_00278_34400_9361.N1	28-SEP-2008 07:31:52	Bright	34.500	82	48Bet UMa	2.3650	10600.	69	34400	No
78	GOM_NL__2PRFIN20080928_074143_000000342072_00278_34400_9362.N1	28-SEP-2008 07:41:43	Bright	34.000	166	17Eps Leo	2.9800	6000.0	68	34400	No
79	GOM_NL__2PRFIN20080928_075110_000000452072_00278_34400_9363.N1	28-SEP-2008 07:51:10	Twilight	45.000	48	30Alp Hya	1.9770	4100.0	90	34400	No
80	GOM_NL__2PRFIN20080928_075801_000000452072_00278_34400_9364.N1	28-SEP-2008 07:58:01	Dark	44.500	132	15Rho Pup	2.8030	6900.0	89	34400	No
81	GOM_NL__2PRFIN20080928_080051_000000432072_00278_34400_9365.N1	28-SEP-2008 08:00:51	Dark	43.000	65	Lam Vel	2.2040	4400.0	86	34400	No
82	GOM_NL__2PRFIN20080928_080320_000000432072_00278_34400_9366.N1	28-SEP-2008 08:03:20	Dark	43.000	34	Gam2Vel	1.7930	23000.	86	34400	No
83	GOM_NL__2PRFIN20080928_080659_000000422072_00279_34401_9362.N1	28-SEP-2008 08:06:59	Dark	42.000	161	Tau Pup	2.9310	4500.0	84	34401	No
84	GOM_NL__2PRFIN20080928_080823_000000582072_00279_34401_9363.N1	28-SEP-2008 08:08:23	Dark	57.500	2	Alp Car	-0.73600	7000.0	115	34401	No
85	GOM_NL__2PRFIN20080928_081756_000000392072_00279_34401_9364.N1	28-SEP-2008 08:17:56	Dark	38.500	143	Alp Hyi	2.8570	7200.0	77	34401	No
86	GOM_NL__2PRFIN20080928_081924_000000492072_00279_34401_9365.N1	28-SEP-2008 08:19:24	Dark	49.000	9	Alp Eri	0.45300	24000.	98	34401	No
87	GOM_NL__2PRFIN20080928_082449_000000452072_00279_34401_9366.N1	28-SEP-2008 08:24:49	Straylight	45.000	84	Alp Phe	2.3970	4500.0	90	34401	No
88	GOM_NL__2PRFIN20080928_083150_000000512072_00279_34401_9367.N1	28-SEP-2008 08:31:50	Straylight	51.000	52	16Bet Cet	2.0370	4500.0	102	34401	No
89	GOM_NL__2PRFIN20080928_084204_000000382072_00279_34401_9368.N1	28-SEP-2008 08:42:04	Bright	37.500	90	54Alp Peg	2.4870	11000.	75	34401	No
90	GOM_NL__2PRFIN20080928_084544_000000382072_00279_34401_9369.N1	28-SEP-2008 08:45:44	Bright	38.000	93	53Bet Peg	2.5200	3100.0	76	34401	No
91	GOM_NL__2PRFIN20080928_085518_000000392072_00279_34401_9370.N1	28-SEP-2008 08:55:18	Bright	39.000	74	11Bet Cas	2.2680	6600.0	78	34401	No
92	GOM_NL__2PRFIN20080928_085643_000000392072_00279_34401_9371.N1	28-SEP-2008 08:56:43	Bright	39.000	76	27Gam Cas	2.3000	30000.	78	34401	No
93	GOM_NL__2PRFIN20080928_090306_000000342072_00279_34401_9372.N1	28-SEP-2008 09:03:06	Bright	33.500	49	1Alp UMi	1.9900	6300.0	67	34401	No
94	GOM_NL__2PRFIN20080928_091059_000000362072_00279_34401_9373.N1	28-SEP-2008 09:10:59	Bright	36.000	36	50Alp UMa	1.8000	6300.0	72	34401	No
95	GOM_NL__2PRFIN20080928_091229_000000352072_00279_34401_9374.N1	28-SEP-2008 09:12:29	Bright	35.000	82	48Bet UMa	2.3650	10600.	70	34401	No
96	GOM_NL__2PRFIN20080928_092219_000000342072_00279_34401_9375.N1	28-SEP-2008 09:22:19	Bright	33.500	166	17Eps Leo	2.9800	6000.0	67	34401	No
97	GOM_NL__2PRFIN20080928_093146_000000462072_00279_34401_9376.N1	28-SEP-2008 09:31:46	Twilight	45.500	48	30Alp Hya	1.9770	4100.0	91	34401	No
98	GOM_NL__2PRFIN20080928_093838_000000432072_00279_34401_9377.N1	28-SEP-2008 09:38:38	Dark	43.000	132	15Rho Pup	2.8030	6900.0	86	34401	No
99	GOM_NL__2PRFIN20080928_094127_000000422072_00279_34401_9378.N1	28-SEP-2008 09:41:27	Dark	42.000	65	Lam Vel	2.2040	4400.0	84	34401	No
100	GOM_NL__2PRFIN20080928_094357_000000432072_00279_34401_9379.N1	28-SEP-2008 09:43:57	Dark	42.500	34	Gam2Vel	1.7930	23000.	85	34401	No
101	GOM_NL__2PRFIN20080928_094736_000000422072_00280_34402_9375.N1	28-SEP-2008 09:47:36	Dark	41.500	161	Tau Pup	2.9310	4500.0	83	34402	No

102	GOM_NL__2PRFIN20080928_094900_000000472072_00280_34402_9376.N1	28-SEP-2008 09:49:00	Dark	46.500	2	Alp Car	-0.73600	7000.0	93	34402	No
103	GOM_NL__2PRFIN20080928_095832_000000392072_00280_34402_9377.N1	28-SEP-2008 09:58:32	Dark	39.000	143	Alp Hyi	2.8570	7200.0	78	34402	No
104	GOM_NL__2PRFIN20080928_100000_000000502072_00280_34402_9378.N1	28-SEP-2008 10:00:00	Dark	50.000	9	Alp Eri	0.45300	24000.	100	34402	No
105	GOM_NL__2PRFIN20080928_100525_000000372072_00280_34402_9379.N1	28-SEP-2008 10:05:25	Straylight	37.000	84	Alp Phe	2.3970	4500.0	74	34402	No
106	GOM_NL__2PRFIN20080928_101226_000000492072_00280_34402_9380.N1	28-SEP-2008 10:12:26	Straylight	49.000	52	16Bet Cet	2.0370	4500.0	98	34402	No
107	GOM_NL__2PRFIN20080928_102240_000000362072_00280_34402_9381.N1	28-SEP-2008 10:22:40	Bright	35.500	90	54Alp Peg	2.4870	11000.	71	34402	No
108	GOM_NL__2PRFIN20080928_102620_000000392072_00280_34402_9382.N1	28-SEP-2008 10:26:20	Bright	38.500	93	53Bet Peg	2.5200	3100.0	77	34402	No
109	GOM_NL__2PRFIN20080928_103554_000000382072_00280_34402_9383.N1	28-SEP-2008 10:35:54	Bright	38.000	74	11Bet Cas	2.2680	6600.0	76	34402	No
110	GOM_NL__2PRFIN20080928_103719_000000412072_00280_34402_9384.N1	28-SEP-2008 10:37:19	Bright	41.000	76	27Gam Cas	2.3000	30000.	82	34402	No
111	GOM_NL__2PRFIN20080928_104342_000000372072_00280_34402_9385.N1	28-SEP-2008 10:43:42	Bright	36.500	49	1Alp UMi	1.9900	6300.0	73	34402	No
112	GOM_NL__2PRFIN20080928_105135_000000342072_00280_34402_9386.N1	28-SEP-2008 10:51:35	Bright	34.000	36	50Alp UMa	1.8000	6300.0	68	34402	No
113	GOM_NL__2PRFIN20080928_105305_000000352072_00280_34402_9387.N1	28-SEP-2008 10:53:05	Bright	35.000	82	48Bet UMa	2.3650	10600.	70	34402	No
114	GOM_NL__2PRFIN20080928_110255_000000352072_00280_34402_9388.N1	28-SEP-2008 11:02:55	Bright	35.000	166	17Eps Leo	2.9800	6000.0	70	34402	No
115	GOM_NL__2PRFIN20080928_111222_000000462072_00280_34402_9389.N1	28-SEP-2008 11:12:22	Twilight	46.000	48	30Alp Hya	1.9770	4100.0	92	34402	No
116	GOM_NL__2PRFIN20080928_111914_000000452072_00280_34402_9390.N1	28-SEP-2008 11:19:14	Dark	44.500	132	15Rho Pup	2.8030	6900.0	89	34402	No
117	GOM_NL__2PRFIN20080928_112203_000000452072_00280_34402_9391.N1	28-SEP-2008 11:22:03	Dark	44.500	65	Lam Vel	2.2040	4400.0	89	34402	No
118	GOM_NL__2PRFIN20080928_112433_000000402072_00280_34402_9392.N1	28-SEP-2008 11:24:33	Dark	40.000	34	Gam2Vel	1.7930	23000.	80	34402	No
119	GOM_NL__2PRFIN20080928_112812_000000422072_00281_34403_9388.N1	28-SEP-2008 11:28:12	Dark	41.500	161	Tau Pup	2.9310	4500.0	83	34403	No
120	GOM_NL__2PRFIN20080928_112936_000000442072_00281_34403_9389.N1	28-SEP-2008 11:29:36	Dark	43.500	2	Alp Car	-0.73600	7000.0	87	34403	No
121	GOM_NL__2PRFIN20080928_113909_000000382072_00281_34403_9390.N1	28-SEP-2008 11:39:09	Dark	37.500	143	Alp Hyi	2.8570	7200.0	75	34403	No
122	GOM_NL__2PRFIN20080928_114036_000000472072_00281_34403_9391.N1	28-SEP-2008 11:40:36	Dark	47.000	9	Alp Eri	0.45300	24000.	94	34403	No
123	GOM_NL__2PRFIN20080928_114601_000000402072_00281_34403_9392.N1	28-SEP-2008 11:46:01	Straylight	40.000	84	Alp Phe	2.3970	4500.0	80	34403	No
124	GOM_NL__2PRFIN20080928_115302_000000462072_00281_34403_9393.N1	28-SEP-2008 11:53:02	Straylight	45.500	52	16Bet Cet	2.0370	4500.0	91	34403	No
125	GOM_NL__2PRFIN20080928_120316_000000372072_00281_34403_9394.N1	28-SEP-2008 12:03:16	Bright	36.500	90	54Alp Peg	2.4870	11000.	73	34403	No
126	GOM_NL__2PRFIN20080928_120656_000000362072_00281_34403_9395.N1	28-SEP-2008 12:06:56	Bright	35.500	93	53Bet Peg	2.5200	3100.0	71	34403	No
127	GOM_NL__2PRFIN20080928_121629_000000392072_00281_34403_9396.N1	28-SEP-2008 12:16:29	Bright	38.500	74	11Bet Cas	2.2680	6600.0	77	34403	No
128	GOM_NL__2PRFIN20080928_121754_000000422072_00281_34403_9397.N1	28-SEP-2008 12:17:54	Bright	41.500	76	27Gam Cas	2.3000	30000.	83	34403	No
129	GOM_NL__2PRFIN20080928_122418_000000372072_00281_34403_9398.N1	28-SEP-2008 12:24:18	Bright	37.000	49	1Alp UMi	1.9900	6300.0	74	34403	No
130	GOM_NL__2PRFIN20080928_123211_000000372072_00281_34403_9399.N1	28-SEP-2008 12:32:11	Bright	36.500	36	50Alp UMa	1.8000	6300.0	73	34403	No
131	GOM_NL__2PRFIN20080928_123341_000000362072_00281_34403_9400.N1	28-SEP-2008 12:33:41	Bright	35.500	82	48Bet UMa	2.3650	10600.	71	34403	No
132	GOM_NL__2PRFIN20080928_124331_000000342072_00281_34403_9401.N1	28-SEP-2008 12:43:31	Bright	33.500	166	17Eps Leo	2.9800	6000.0	67	34403	No
133	GOM_NL__2PRFIN20080928_125259_000000452072_00281_34403_9402.N1	28-SEP-2008 12:52:59	Twilight	45.000	48	30Alp Hya	1.9770	4100.0	90	34403	No
134	GOM_NL__2PRFIN20080928_125951_000000452072_00281_34403_9403.N1	28-SEP-2008 12:59:51	Dark	44.500	132	15Rho Pup	2.8030	6900.0	89	34403	No
135	GOM_NL__2PRFIN20080928_130240_000000452072_00281_34403_9404.N1	28-SEP-2008 13:02:40	Dark	44.500	65	Lam Vel	2.2040	4400.0	89	34403	No
136	GOM_NL__2PRFIN20080928_130509_000000392072_00281_34403_9405.N1	28-SEP-2008 13:05:09	Dark	39.000	34	Gam2Vel	1.7930	23000.	78	34403	No
137	GOM_NL__2PRFIN20080928_130849_000000432072_00282_34404_9401.N1	28-SEP-2008 13:08:49	Dark	42.500	161	Tau Pup	2.9310	4500.0	85	34404	No
138	GOM_NL__2PRFIN20080928_131013_000000482072_00282_34404_9402.N1	28-SEP-2008 13:10:13	Dark	47.500	2	Alp Car	-0.73600	7000.0	95	34404	No
139	GOM_NL__2PRFIN20080928_131945_000000382072_00282_34404_9403.N1	28-SEP-2008 13:19:45	Dark	37.500	143	Alp Hyi	2.8570	7200.0	75	34404	No
140	GOM_NL__2PRFIN20080928_132112_000000462072_00282_34404_9404.N1	28-SEP-2008 13:21:12	Dark	46.000	9	Alp Eri	0.45300	24000.	92	34404	No
141	GOM_NL__2PRFIN20080928_132638_000000432072_00282_34404_9405.N1	28-SEP-2008 13:26:38	Straylight	43.000	84	Alp Phe	2.3970	4500.0	86	34404	No
142	GOM_NL__2PRFIN20080928_133338_000000502072_00282_34404_9406.N1	28-SEP-2008 13:33:38	Straylight	49.500	52	16Bet Cet	2.0370	4500.0	99	34404	No
143	GOM_NL__2PRFIN20080928_134352_000000352072_00282_34404_9407.N1	28-SEP-2008 13:43:52	Bright	35.000	90	54Alp Peg	2.4870	11000.	70	34404	No
144	GOM_NL__2PRFIN20080928_134732_000000372072_00282_34404_9408.N1	28-SEP-2008 13:47:32	Bright	37.000	93	53Bet Peg	2.5200	3100.0	74	34404	No
145	GOM_NL__2PRFIN20080928_135705_000000392072_00282_34404_9409.N1	28-SEP-2008 13:57:05	Bright	39.000	74	11Bet Cas	2.2680	6600.0	78	34404	No
146	GOM_NL__2PRFIN20080928_135830_000000412072_00282_34404_9410.N1	28-SEP-2008 13:58:30	Bright	40.500	76	27Gam Cas	2.3000	30000.	81	34404	No
147	GOM_NL__2PRFIN20080928_140454_000000362072_00282_34404_9411.N1	28-SEP-2008 14:04:54	Bright	36.000	49	1Alp UMi	1.9900	6300.0	72	34404	No
148	GOM_NL__2PRFIN20080928_141247_000000362072_00282_34404_9412.N1	28-SEP-2008 14:12:47	Bright	36.000	36	50Alp UMa	1.8000	6300.0	72	34404	No
149	GOM_NL__2PRFIN20080928_141417_000000352072_00282_34404_9413.N1	28-SEP-2008 14:14:17	Bright	35.000	82	48Bet UMa	2.3650	10600.	70	34404	No
150	GOM_NL__2PRFIN20080928_142407_000000352072_00282_34404_9414.N1	28-SEP-2008 14:24:07	Bright	34.500	166	17Eps Leo	2.9800	6000.0	69	34404	No
151	GOM_NL__2PRFIN20080928_143335_000000482072_00282_34404_9415.N1	28-SEP-2008 14:33:35	Twilight	47.500	48	30Alp Hya	1.9770	4100.0	95	34404	No
152	GOM_NL__2PRFIN20080928_144028_000000442072_00282_34404_9416.N1	28-SEP-2008 14:40:28	Dark	43.500	132	15Rho Pup	2.8030	6900.0	87	34404	No
153	GOM_NL__2PRFIN20080928_144316_000000412072_00282_34404_9417.N1	28-SEP-2008 14:43:16	Dark	40.500	65	Lam Vel	2.2040	4400.0	81	34404	No
154	GOM_NL__2PRFIN20080928_144546_000000402072_00282_34404_9418.N1	28-SEP-2008 14:45:46	Dark	40.000	34	Gam2Vel	1.7930	23000.	80	34404	No
155	GOM_NL__2PRFIN20080928_144925_000000432072_00283_34405_9420.N1	28-SEP-2008 14:49:25	Dark	42.500	161	Tau Pup	2.9310	4500.0	85	34405	No
156	GOM_NL__2PRFIN20080928_145049_000000462072_00283_34405_9421.N1	28-SEP-2008 14:50:49	Dark	46.000	2	Alp Car	-0.73600	7000.0	92	34405	No
157	GOM_NL__2PRFIN20080928_150021_000000382072_00283_34405_9422.N1	28-SEP-2008 15:00:21	Dark	38.000	143	Alp Hyi	2.8570	7200.0	76	34405	No
158	GOM_NL__2PRFIN20080928_150149_000000502072_00283_34405_9423.N1	28-SEP-2008 15:01:49	Dark	50.000	9	Alp Eri	0.45300	24000.	100	34405	No
159	GOM_NL__2PRFIN20080928_150714_000000412072_00283_34405_9424.N1	28-SEP-2008 15:07:14	Straylight	40.500	84	Alp Phe	2.3970	4500.0	81	34405	No
160	GOM_NL__2PRFIN20080928_151415_000000502072_00283_34405_9425.N1	28-SEP-2008 15:14:15	Straylight	49.500	52	16Bet Cet	2.0370	4500.0	99	34405	No

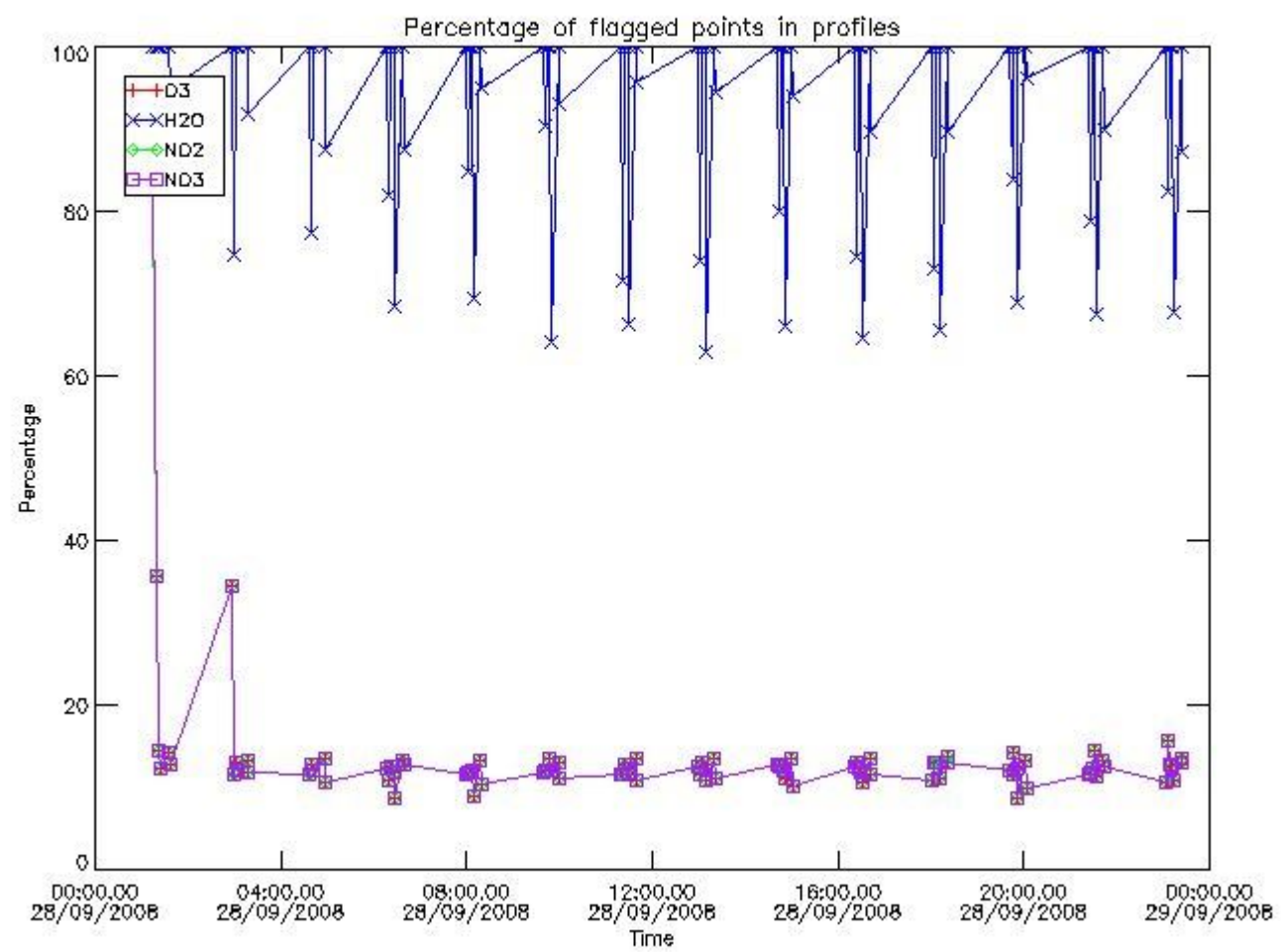
161	GOM_NL__2PRFIN20080928_152428_000000372072_00283_34405_9426.N1	28-SEP-2008 15:24:28	Bright	36.500	90	54Alp Peg	2.4870	11000.	73	34405	No
162	GOM_NL__2PRFIN20080928_152808_000000392072_00283_34405_9427.N1	28-SEP-2008 15:28:08	Bright	38.500	93	53Bet Peg	2.5200	3100.0	77	34405	No
163	GOM_NL__2PRFIN20080928_153741_000000392072_00283_34405_9428.N1	28-SEP-2008 15:37:41	Bright	39.000	74	11Bet Cas	2.2680	6600.0	78	34405	No
164	GOM_NL__2PRFIN20080928_153905_000000412072_00283_34405_9429.N1	28-SEP-2008 15:39:05	Bright	41.000	76	27Gam Cas	2.3000	30000.	82	34405	No
165	GOM_NL__2PRFIN20080928_154530_000000372072_00283_34405_9430.N1	28-SEP-2008 15:45:30	Bright	37.000	49	1Alp UMi	1.9900	6300.0	74	34405	No
166	GOM_NL__2PRFIN20080928_155323_000000362072_00283_34405_9431.N1	28-SEP-2008 15:53:23	Bright	35.500	36	50Alp UMa	1.8000	6300.0	71	34405	No
167	GOM_NL__2PRFIN20080928_155453_000000352072_00283_34405_9432.N1	28-SEP-2008 15:54:53	Bright	35.000	82	48Bet UMa	2.3650	10600.	70	34405	No
168	GOM_NL__2PRFIN20080928_160443_000000352072_00283_34405_9433.N1	28-SEP-2008 16:04:43	Bright	34.500	166	17Eps Leo	2.9800	6000.0	69	34405	No
169	GOM_NL__2PRFIN20080928_161411_000000532072_00283_34405_9434.N1	28-SEP-2008 16:14:11	Twilight	52.500	48	30Alp Hya	1.9770	4100.0	105	34405	No
170	GOM_NL__2PRFIN20080928_162104_000000452072_00283_34405_9435.N1	28-SEP-2008 16:21:04	Dark	44.500	132	15Rho Pup	2.8030	6900.0	89	34405	No
171	GOM_NL__2PRFIN20080928_162352_000000402072_00283_34405_9436.N1	28-SEP-2008 16:23:52	Dark	39.500	65	Lam Vel	2.2040	4400.0	79	34405	No
172	GOM_NL__2PRFIN20080928_162622_000000422072_00283_34405_9437.N1	28-SEP-2008 16:26:22	Dark	41.500	34	Gam2Vel	1.7930	23000.	83	34405	No
173	GOM_NL__2PRFIN20080928_163002_000000432072_00284_34406_9434.N1	28-SEP-2008 16:30:02	Dark	43.000	161	Tau Pup	2.9310	4500.0	86	34406	No
174	GOM_NL__2PRFIN20080928_163126_000000492072_00284_34406_9435.N1	28-SEP-2008 16:31:26	Dark	48.500	2	Alp Car	-0.73600	7000.0	97	34406	No
175	GOM_NL__2PRFIN20080928_164058_000000382072_00284_34406_9436.N1	28-SEP-2008 16:40:58	Dark	37.500	143	Alp Hyi	2.8570	7200.0	75	34406	No
176	GOM_NL__2PRFIN20080928_164225_000000442072_00284_34406_9437.N1	28-SEP-2008 16:42:25	Dark	44.000	9	Alp Eri	0.45300	24000.	88	34406	No
177	GOM_NL__2PRFIN20080928_164750_000000402072_00284_34406_9438.N1	28-SEP-2008 16:47:50	Straylight	40.000	84	Alp Phe	2.3970	4500.0	80	34406	No
178	GOM_NL__2PRFIN20080928_165451_000000512072_00284_34406_9439.N1	28-SEP-2008 16:54:51	Straylight	50.500	52	16Bet Cet	2.0370	4500.0	101	34406	No
179	GOM_NL__2PRFIN20080928_170504_000000372072_00284_34406_9440.N1	28-SEP-2008 17:05:04	Bright	37.000	90	54Alp Peg	2.4870	11000.	74	34406	No
180	GOM_NL__2PRFIN20080928_170844_000000392072_00284_34406_9441.N1	28-SEP-2008 17:08:44	Bright	38.500	93	53Bet Peg	2.5200	3100.0	77	34406	No
181	GOM_NL__2PRFIN20080928_171816_000000392072_00284_34406_9442.N1	28-SEP-2008 17:18:16	Bright	38.500	74	11Bet Cas	2.2680	6600.0	77	34406	No
182	GOM_NL__2PRFIN20080928_171941_000000402072_00284_34406_9443.N1	28-SEP-2008 17:19:41	Bright	39.500	76	27Gam Cas	2.3000	30000.	79	34406	No
183	GOM_NL__2PRFIN20080928_172606_000000362072_00284_34406_9444.N1	28-SEP-2008 17:26:06	Bright	35.500	49	1Alp UMi	1.9900	6300.0	71	34406	No
184	GOM_NL__2PRFIN20080928_173359_000000342072_00284_34406_9445.N1	28-SEP-2008 17:33:59	Bright	33.500	36	50Alp UMa	1.8000	6300.0	67	34406	No
185	GOM_NL__2PRFIN20080928_173529_000000332072_00284_34406_9446.N1	28-SEP-2008 17:35:29	Bright	33.000	82	48Bet UMa	2.3650	10600.	66	34406	No
186	GOM_NL__2PRFIN20080928_174519_000000352072_00284_34406_9447.N1	28-SEP-2008 17:45:19	Bright	34.500	166	17Eps Leo	2.9800	6000.0	69	34406	No
187	GOM_NL__2PRFIN20080928_175448_000000452072_00284_34406_9448.N1	28-SEP-2008 17:54:48	Twilight	44.500	48	30Alp Hya	1.9770	4100.0	89	34406	No
188	GOM_NL__2PRFIN20080928_180141_000000472072_00284_34406_9449.N1	28-SEP-2008 18:01:41	Dark	46.500	132	15Rho Pup	2.8030	6900.0	93	34406	No
189	GOM_NL__2PRFIN20080928_180429_000000402072_00284_34406_9450.N1	28-SEP-2008 18:04:29	Dark	39.500	65	Lam Vel	2.2040	4400.0	79	34406	No
190	GOM_NL__2PRFIN20080928_180659_000000402072_00284_34406_9451.N1	28-SEP-2008 18:06:59	Dark	39.500	34	Gam2Vel	1.7930	23000.	79	34406	No
191	GOM_NL__2PRFIN20080928_181039_000000452072_00285_34407_9447.N1	28-SEP-2008 18:10:39	Dark	44.500	161	Tau Pup	2.9310	4500.0	89	34407	No
192	GOM_NL__2PRFIN20080928_181203_000000462072_00285_34407_9448.N1	28-SEP-2008 18:12:03	Dark	45.500	2	Alp Car	-0.73600	7000.0	91	34407	No
193	GOM_NL__2PRFIN20080928_182134_000000372072_00285_34407_9449.N1	28-SEP-2008 18:21:34	Dark	37.000	143	Alp Hyi	2.8570	7200.0	74	34407	No
194	GOM_NL__2PRFIN20080928_182302_000000392072_00285_34407_9450.N1	28-SEP-2008 18:23:02	Dark	39.000	9	Alp Eri	0.45300	24000.	78	34407	No
195	GOM_NL__2PRFIN20080928_182826_000000412072_00285_34407_9451.N1	28-SEP-2008 18:28:26	Straylight	41.000	84	Alp Phe	2.3970	4500.0	82	34407	No
196	GOM_NL__2PRFIN20080928_183527_000000502072_00285_34407_9452.N1	28-SEP-2008 18:35:27	Straylight	50.000	52	16Bet Cet	2.0370	4500.0	100	34407	No
197	GOM_NL__2PRFIN20080928_184540_000000372072_00285_34407_9453.N1	28-SEP-2008 18:45:40	Bright	36.500	90	54Alp Peg	2.4870	11000.	73	34407	No
198	GOM_NL__2PRFIN20080928_184920_000000362072_00285_34407_9454.N1	28-SEP-2008 18:49:20	Bright	36.000	93	53Bet Peg	2.5200	3100.0	72	34407	No
199	GOM_NL__2PRFIN20080928_185852_000000392072_00285_34407_9455.N1	28-SEP-2008 18:58:52	Bright	39.000	74	11Bet Cas	2.2680	6600.0	78	34407	No
200	GOM_NL__2PRFIN20080928_190016_000000402072_00285_34407_9456.N1	28-SEP-2008 19:00:16	Bright	40.000	76	27Gam Cas	2.3000	30000.	80	34407	No
201	GOM_NL__2PRFIN20080928_190642_000000362072_00285_34407_9457.N1	28-SEP-2008 19:06:42	Bright	36.000	49	1Alp UMi	1.9900	6300.0	72	34407	No
202	GOM_NL__2PRFIN20080928_191435_000000382072_00285_34407_9458.N1	28-SEP-2008 19:14:35	Bright	37.500	36	50Alp UMa	1.8000	6300.0	75	34407	No
203	GOM_NL__2PRFIN20080928_191605_000000342072_00285_34407_9459.N1	28-SEP-2008 19:16:05	Bright	34.000	82	48Bet UMa	2.3650	10600.	68	34407	No
204	GOM_NL__2PRFIN20080928_192556_000000342072_00285_34407_9460.N1	28-SEP-2008 19:25:56	Bright	34.000	166	17Eps Leo	2.9800	6000.0	68	34407	No
205	GOM_NL__2PRFIN20080928_193524_000000452072_00285_34407_9461.N1	28-SEP-2008 19:35:24	Twilight	45.000	48	30Alp Hya	1.9770	4100.0	90	34407	No
206	GOM_NL__2PRFIN20080928_194218_000000422072_00285_34407_9462.N1	28-SEP-2008 19:42:18	Dark	42.000	132	15Rho Pup	2.8030	6900.0	84	34407	No
207	GOM_NL__2PRFIN20080928_194505_000000442072_00285_34407_9463.N1	28-SEP-2008 19:45:05	Dark	44.000	65	Lam Vel	2.2040	4400.0	88	34407	No
208	GOM_NL__2PRFIN20080928_194736_000000402072_00285_34407_9464.N1	28-SEP-2008 19:47:36	Dark	39.500	34	Gam2Vel	1.7930	23000.	79	34407	No
209	GOM_NL__2PRFIN20080928_195116_000000422072_00286_34408_9462.N1	28-SEP-2008 19:51:16	Dark	41.500	161	Tau Pup	2.9310	4500.0	83	34408	No
210	GOM_NL__2PRFIN20080928_195240_000000592072_00286_34408_9463.N1	28-SEP-2008 19:52:40	Dark	58.500	2	Alp Car	-0.73600	7000.0	117	34408	No
211	GOM_NL__2PRFIN20080928_200210_000000392072_00286_34408_9464.N1	28-SEP-2008 20:02:10	Dark	38.500	143	Alp Hyi	2.8570	7200.0	77	34408	No
212	GOM_NL__2PRFIN20080928_200338_000000522072_00286_34408_9465.N1	28-SEP-2008 20:03:38	Dark	51.500	9	Alp Eri	0.45300	24000.	103	34408	No
213	GOM_NL__2PRFIN20080928_200903_000000432072_00286_34408_9466.N1	28-SEP-2008 20:09:03	Straylight	42.500	84	Alp Phe	2.3970	4500.0	85	34408	No
214	GOM_NL__2PRFIN20080928_201603_000000502072_00286_34408_9467.N1	28-SEP-2008 20:16:03	Straylight	50.000	52	16Bet Cet	2.0370	4500.0	100	34408	No
215	GOM_NL__2PRFIN20080928_202616_000000382072_00286_34408_9468.N1	28-SEP-2008 20:26:16	Bright	37.500	90	54Alp Peg	2.4870	11000.	75	34408	No
216	GOM_NL__2PRFIN20080928_202956_000000382072_00286_34408_9469.N1	28-SEP-2008 20:29:56	Bright	37.500	93	53Bet Peg	2.5200	3100.0	75	34408	No
217	GOM_NL__2PRFIN20080928_203928_000000392072_00286_34408_9470.N1	28-SEP-2008 20:39:28	Bright	38.500	74	11Bet Cas	2.2680	6600.0	77	34408	No
218	GOM_NL__2PRFIN20080928_204052_000000412072_00286_34408_9471.N1	28-SEP-2008 20:40:52	Bright	40.500	76	27Gam Cas	2.3000	30000.	81	34408	No
219	GOM_NL__2PRFIN20080928_204718_000000362072_00286_34408_9472.N1	28-SEP-2008 20:47:18	Bright	36.000	49	1Alp UMi	1.9900	6300.0	72	34408	No

220	GOM_NL__2PRFIN20080928_205511_000000372072_00286_34408_9473.N1	28-SEP-2008 20:55:11	Bright	36.500	36	50Alp UMa	1.8000	6300.0	73	34408	No
221	GOM_NL__2PRFIN20080928_205641_000000342072_00286_34408_9474.N1	28-SEP-2008 20:56:41	Bright	34.000	82	48Bet UMa	2.3650	10600.	68	34408	No
222	GOM_NL__2PRFIN20080928_210632_000000352072_00286_34408_9475.N1	28-SEP-2008 21:06:32	Bright	34.500	166	17Eps Leo	2.9800	6000.0	69	34408	No
223	GOM_NL__2PRFIN20080928_211600_000000432072_00286_34408_9476.N1	28-SEP-2008 21:16:00	Twilight	43.000	48	30Alp Hya	1.9770	4100.0	86	34408	No
224	GOM_NL__2PRFIN20080928_212255_000000442072_00286_34408_9477.N1	28-SEP-2008 21:22:55	Dark	44.000	132	15Rho Pup	2.8030	6900.0	88	34408	No
225	GOM_NL__2PRFIN20080928_212541_000000432072_00286_34408_9478.N1	28-SEP-2008 21:25:41	Dark	43.000	65	Lam Vel	2.2040	4400.0	86	34408	No
226	GOM_NL__2PRFIN20080928_212812_000000422072_00286_34408_9479.N1	28-SEP-2008 21:28:12	Dark	41.500	34	Gam2Vel	1.7930	23000.	83	34408	No
227	GOM_NL__2PRFIN20080928_213152_000000422072_00287_34409_9474.N1	28-SEP-2008 21:31:52	Dark	42.000	161	Tau Pup	2.9310	4500.0	84	34409	No
228	GOM_NL__2PRFIN20080928_213316_000000452072_00287_34409_9475.N1	28-SEP-2008 21:33:16	Dark	45.000	2	Alp Car	-0.73600	7000.0	90	34409	No
229	GOM_NL__2PRFIN20080928_214247_000000392072_00287_34409_9476.N1	28-SEP-2008 21:42:47	Dark	38.500	143	Alp Hyi	2.8570	7200.0	77	34409	No
230	GOM_NL__2PRFIN20080928_214414_000000452072_00287_34409_9477.N1	28-SEP-2008 21:44:14	Dark	45.000	9	Alp Eri	0.45300	24000.	90	34409	No
231	GOM_NL__2PRFIN20080928_214939_000000412072_00287_34409_9478.N1	28-SEP-2008 21:49:39	Straylight	40.500	84	Alp Phe	2.3970	4500.0	81	34409	No
232	GOM_NL__2PRFIN20080928_215639_000000502072_00287_34409_9479.N1	28-SEP-2008 21:56:39	Straylight	50.000	52	16Bet Cet	2.0370	4500.0	100	34409	No
233	GOM_NL__2PRFIN20080928_220652_000000372072_00287_34409_9480.N1	28-SEP-2008 22:06:52	Bright	36.500	90	54Alp Peg	2.4870	11000.	73	34409	No
234	GOM_NL__2PRFIN20080928_221031_000000382072_00287_34409_9481.N1	28-SEP-2008 22:10:31	Bright	38.000	93	53Bet Peg	2.5200	3100.0	76	34409	No
235	GOM_NL__2PRFIN20080928_222003_000000392072_00287_34409_9482.N1	28-SEP-2008 22:20:03	Bright	39.000	74	11Bet Cas	2.2680	6600.0	78	34409	No
236	GOM_NL__2PRFIN20080928_222128_000000382072_00287_34409_9483.N1	28-SEP-2008 22:21:28	Bright	37.500	76	27Gam Cas	2.3000	30000.	75	34409	No
237	GOM_NL__2PRFIN20080928_222754_000000362072_00287_34409_9484.N1	28-SEP-2008 22:27:54	Bright	35.500	49	1Alp UMi	1.9900	6300.0	71	34409	No
238	GOM_NL__2PRFIN20080928_223547_000000522072_00287_34409_9485.N1	28-SEP-2008 22:35:47	Bright	52.000	36	50Alp UMa	1.8000	6300.0	104	34409	No
239	GOM_NL__2PRFIN20080928_223717_000000332072_00287_34409_9486.N1	28-SEP-2008 22:37:17	Bright	33.000	82	48Bet UMa	2.3650	10600.	66	34409	No
240	GOM_NL__2PRFIN20080928_224708_000000342072_00287_34409_9487.N1	28-SEP-2008 22:47:08	Bright	34.000	166	17Eps Leo	2.9800	6000.0	68	34409	No
241	GOM_NL__2PRFIN20080928_225637_000000472072_00287_34409_9488.N1	28-SEP-2008 22:56:37	Twilight	46.500	48	30Alp Hya	1.9770	4100.0	93	34409	No
242	GOM_NL__2PRFIN20080928_230331_000000492072_00287_34409_9489.N1	28-SEP-2008 23:03:31	Dark	48.500	132	15Rho Pup	2.8030	6900.0	97	34409	No
243	GOM_NL__2PRFIN20080928_230617_000000492072_00287_34409_9490.N1	28-SEP-2008 23:06:17	Dark	49.000	65	Lam Vel	2.2040	4400.0	98	34409	No
244	GOM_NL__2PRFIN20080928_230848_000000402072_00287_34409_9491.N1	28-SEP-2008 23:08:48	Dark	40.000	34	Gam2Vel	1.7930	23000.	80	34409	No
245	GOM_NL__2PRFIN20080928_231229_000000412072_00288_34410_9502.N1	28-SEP-2008 23:12:29	Dark	41.000	161	Tau Pup	2.9310	4500.0	82	34410	No
246	GOM_NL__2PRFIN20080928_231353_000000562072_00288_34410_9503.N1	28-SEP-2008 23:13:53	Dark	56.000	2	Alp Car	-0.73600	7000.0	112	34410	No
247	GOM_NL__2PRFIN20080928_232323_000000382072_00288_34410_9504.N1	28-SEP-2008 23:23:23	Dark	38.000	143	Alp Hyi	2.8570	7200.0	76	34410	No
248	GOM_NL__2PRFIN20080928_232450_000000402072_00288_34410_9505.N1	28-SEP-2008 23:24:50	Dark	39.500	9	Alp Eri	0.45300	24000.	79	34410	No
249	GOM_NL__2PRFIN20080928_233015_000000412072_00288_34410_9506.N1	28-SEP-2008 23:30:15	Straylight	41.000	84	Alp Phe	2.3970	4500.0	82	34410	No
250	GOM_NL__2PRFIN20080928_233715_000000502072_00288_34410_9507.N1	28-SEP-2008 23:37:15	Straylight	49.500	52	16Bet Cet	2.0370	4500.0	99	34410	No
251	GOM_NL__2PRFIN20080928_234728_000000372072_00288_34410_9508.N1	28-SEP-2008 23:47:28	Bright	36.500	90	54Alp Peg	2.4870	11000.	73	34410	No
252	GOM_NL__2PRFIN20080928_235107_000000372072_00288_34410_9509.N1	28-SEP-2008 23:51:07	Bright	37.000	93	53Bet Peg	2.5200	3100.0	74	34410	No

3. Quality information per product

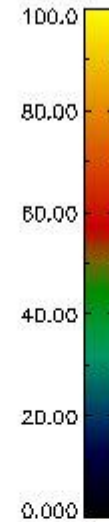
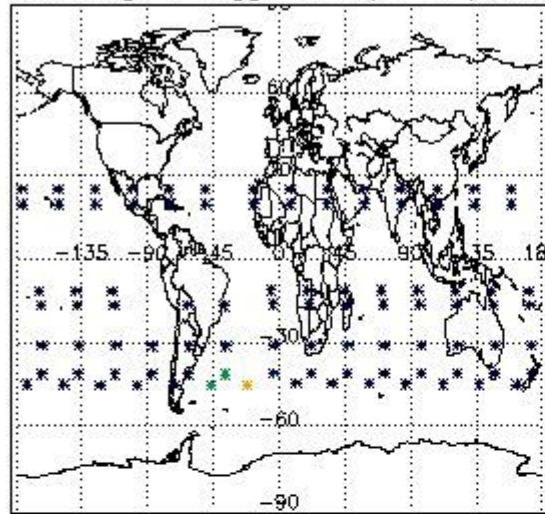
In this section it is plotted some information contained in the Quality Summary data set of the level 2 products. Only products in dark limb conditions and without errors (error flag in the MPH set to "0") are used.

3.1 Plot quality information per product (time dependant)

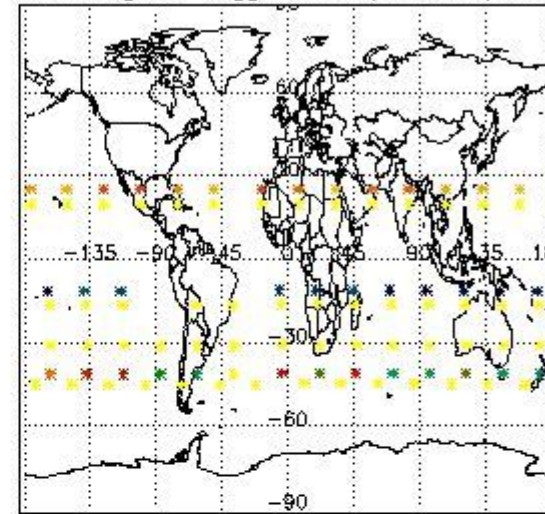


3.2 Plot quality information per product (world map)


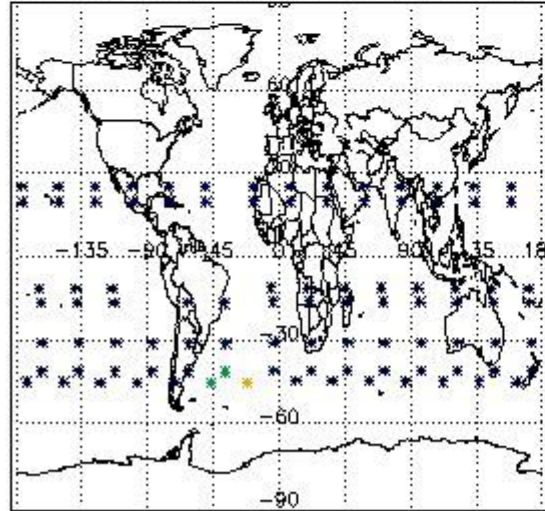
Percentage of flagged data per O3 profile



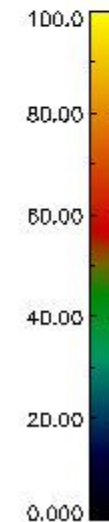
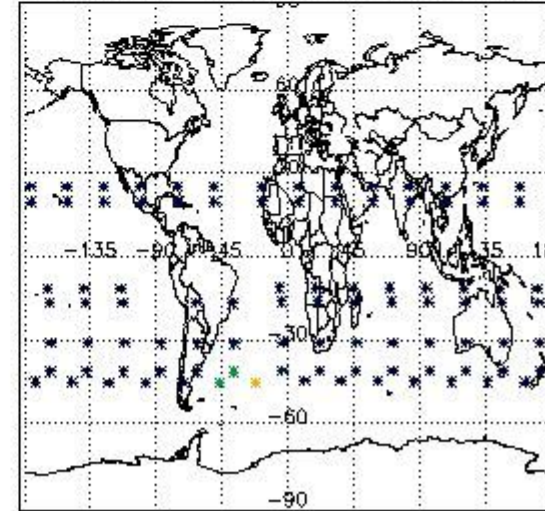
Percentage of flagged data per H2O profile



Percentage of flagged data per NO2 profile



Percentage of flagged data per NO3 profile

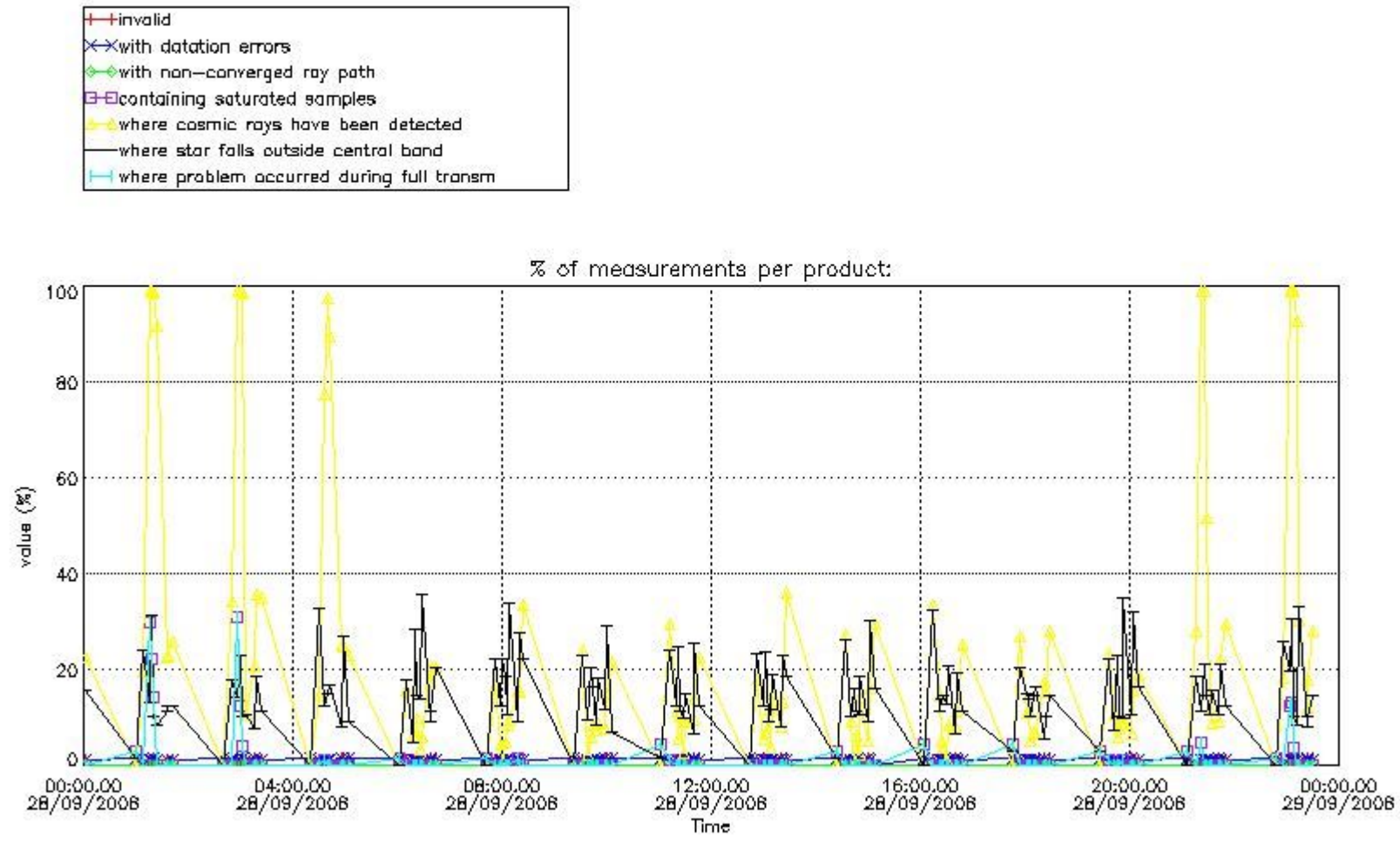


4. Level 1 quality information per product

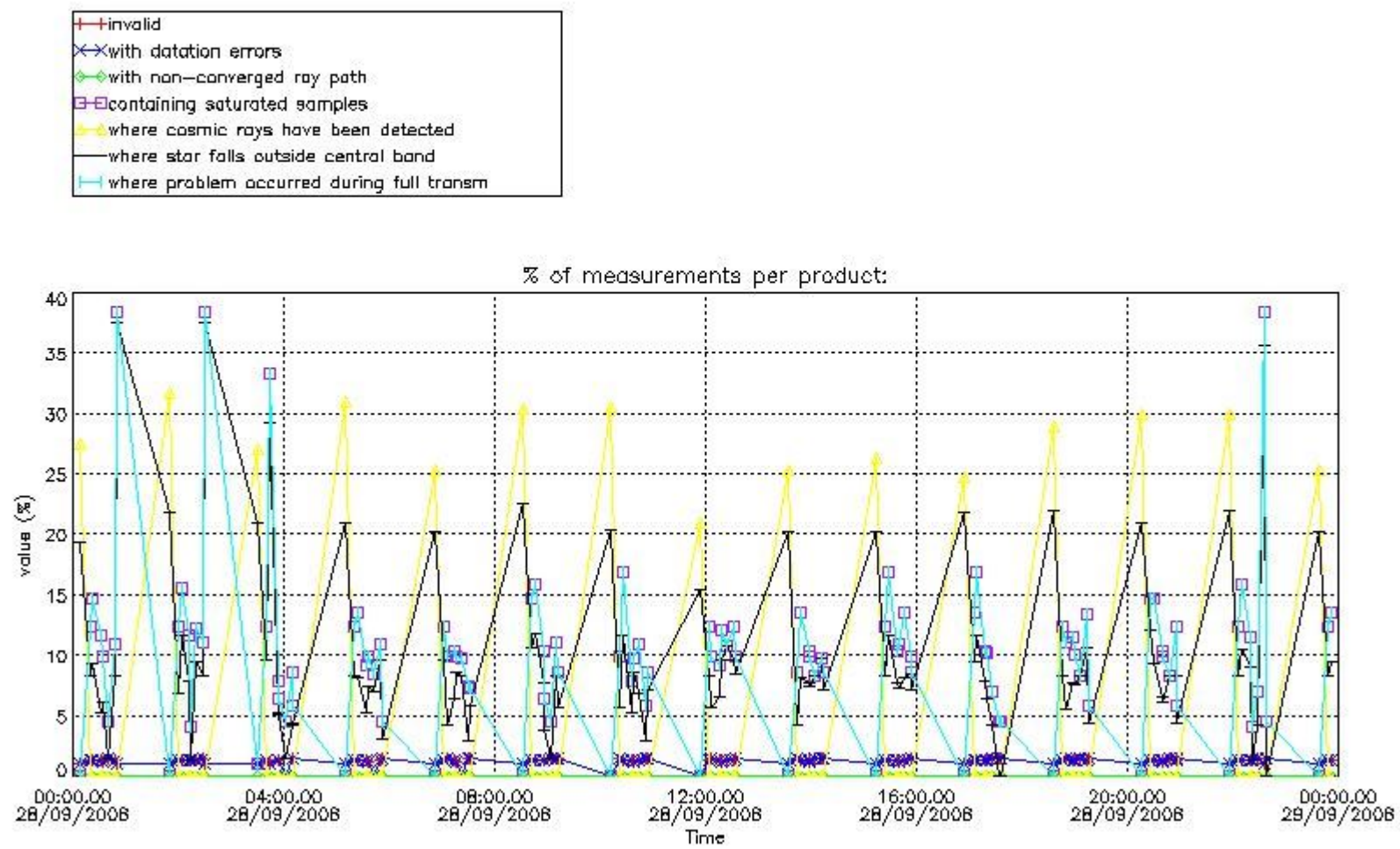
In this section it is plotted some information contained in the Quality Summary data set of the level 2 products that comes from the level 1b processing. Products without errors (error flag in the MPH set to "0") are used.

4.1 Plot quality information per product (time dependant) coming from level 1b processing

4.1.1 Plot level 1 quality information per product (time dependant): ENVISAT ASCENDING passes



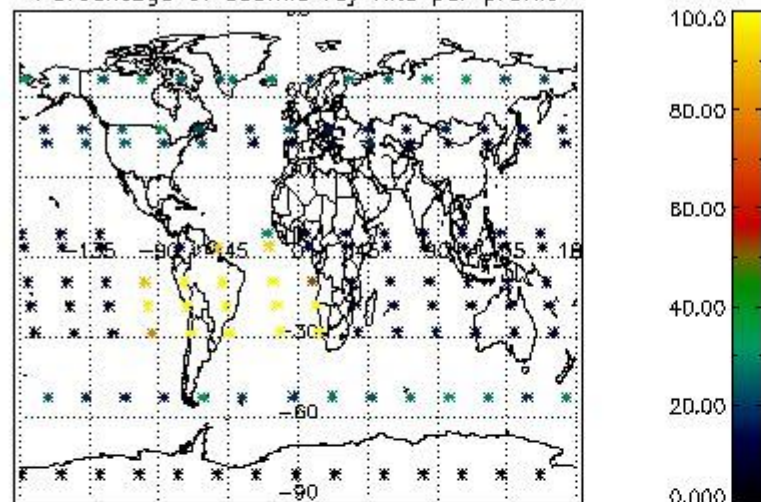
4.1.2 Plot level 1 quality information per product (time dependant): ENVI SAT DESCENDING passes



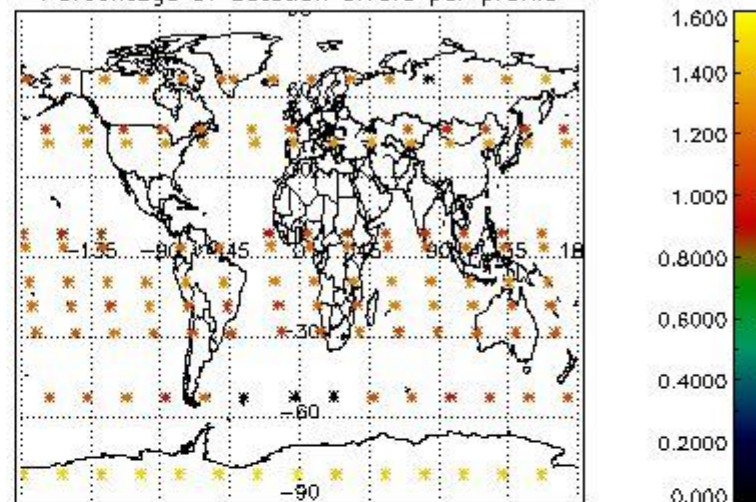
4.2 Plot quality information per product coming from level 1b processing (world map)

4.2.1 Plot level 1 quality information per product (world map): ENVISAT ASCENDING passes

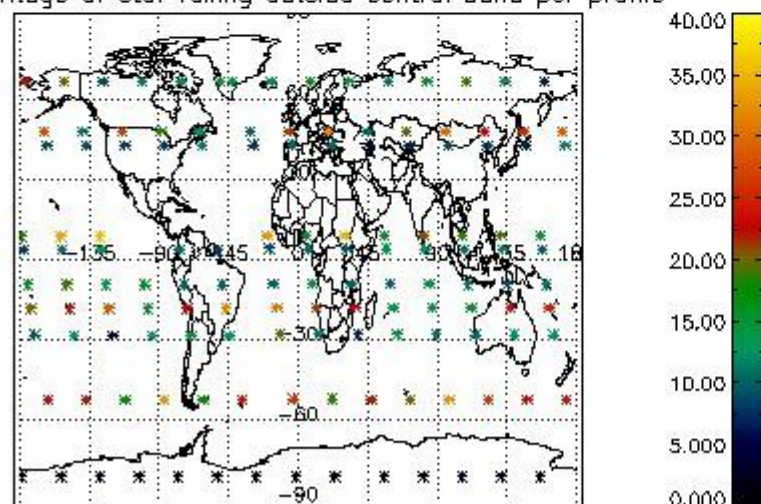
Percentage of cosmic ray hits per profile



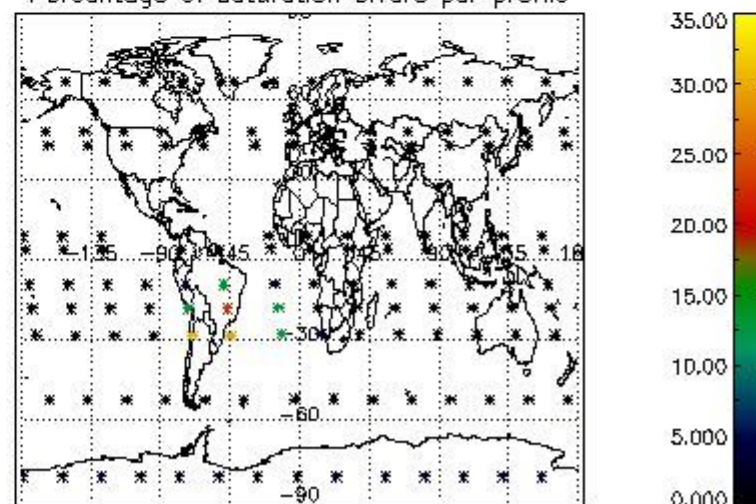
Percentage of datation errors per profile



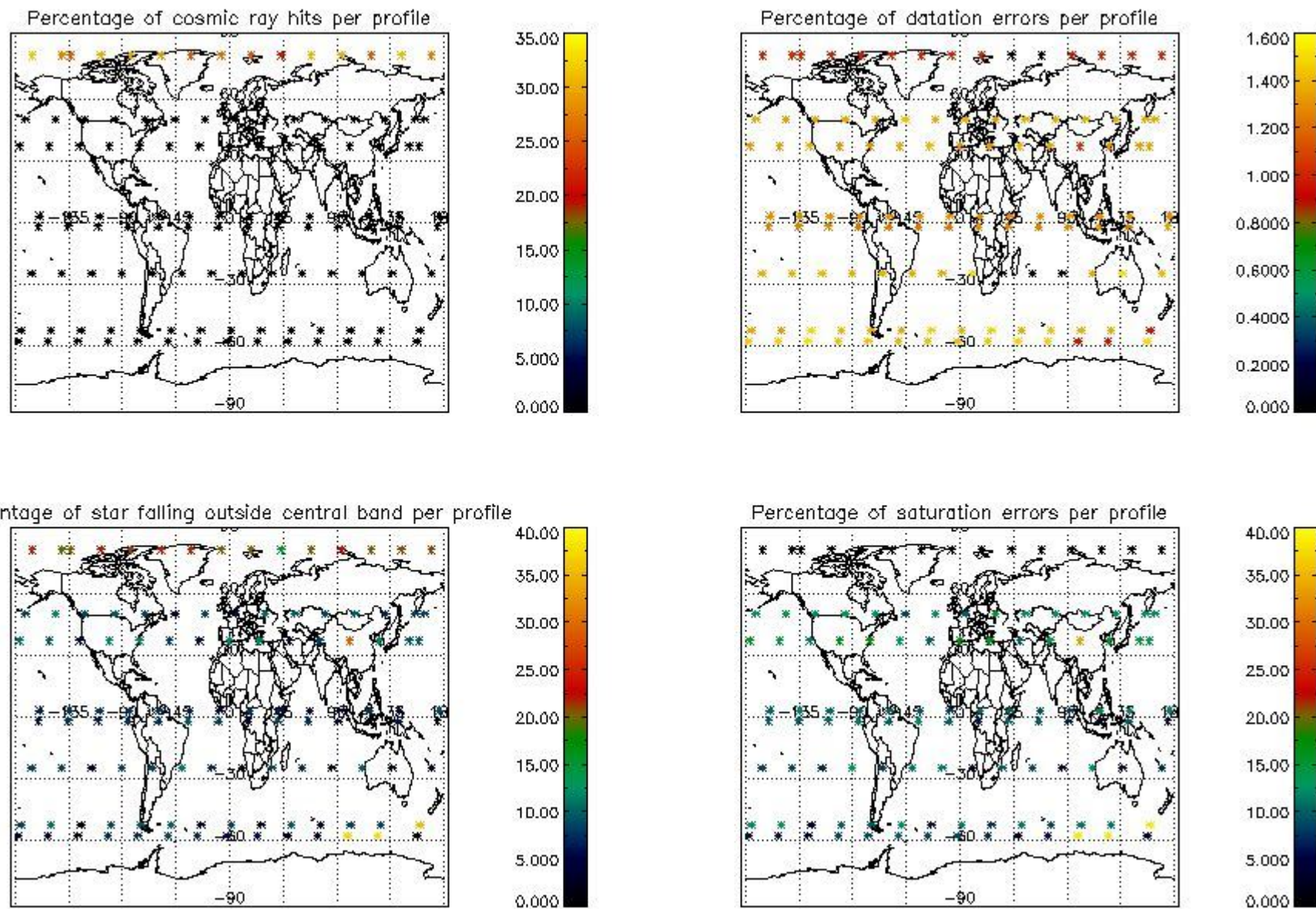
Percentage of star falling outside central band per profile



Percentage of saturation errors per profile



4.2.2 Plot level 1 quality information per product (world map): ENVISAT DESCENDING passes



5. Trace gas profiles

5.1 Ozone statistics based on quality of products

The final quality of the products can be "measured" using the STD (Standard Deviation) attached to every point profile. This information is written to the parameter GOM_NL__2P/NL_LOCAL_SPECIES_DENSITY/o3_std of the level 2 products. The table below shows the statistics for given STD ranges.

The statistics are given with respect to the overall valid production:

- Products without fatal errors: GOM_NL__2P/MPH/PRODUCT_ERR=0
- Valid point profile: GOM_NL__2P/NL_LOCAL_SPECIES_DENSITY/pcd(0)=0

The 'Criteria' is applied to valid points of dark limb products:

- Products in dark limb illumination condition: GOM_NL__2P/NL_SUMMARY_QUALITY/obs_ill_cond=0
- Products without fatal errors: GOM_NL__2P/MPH/PRODUCT_ERR=0
- Valid point profile: GOM_NL__2P/NL_LOCAL_SPECIES_DENSITY/pcd(0)=0

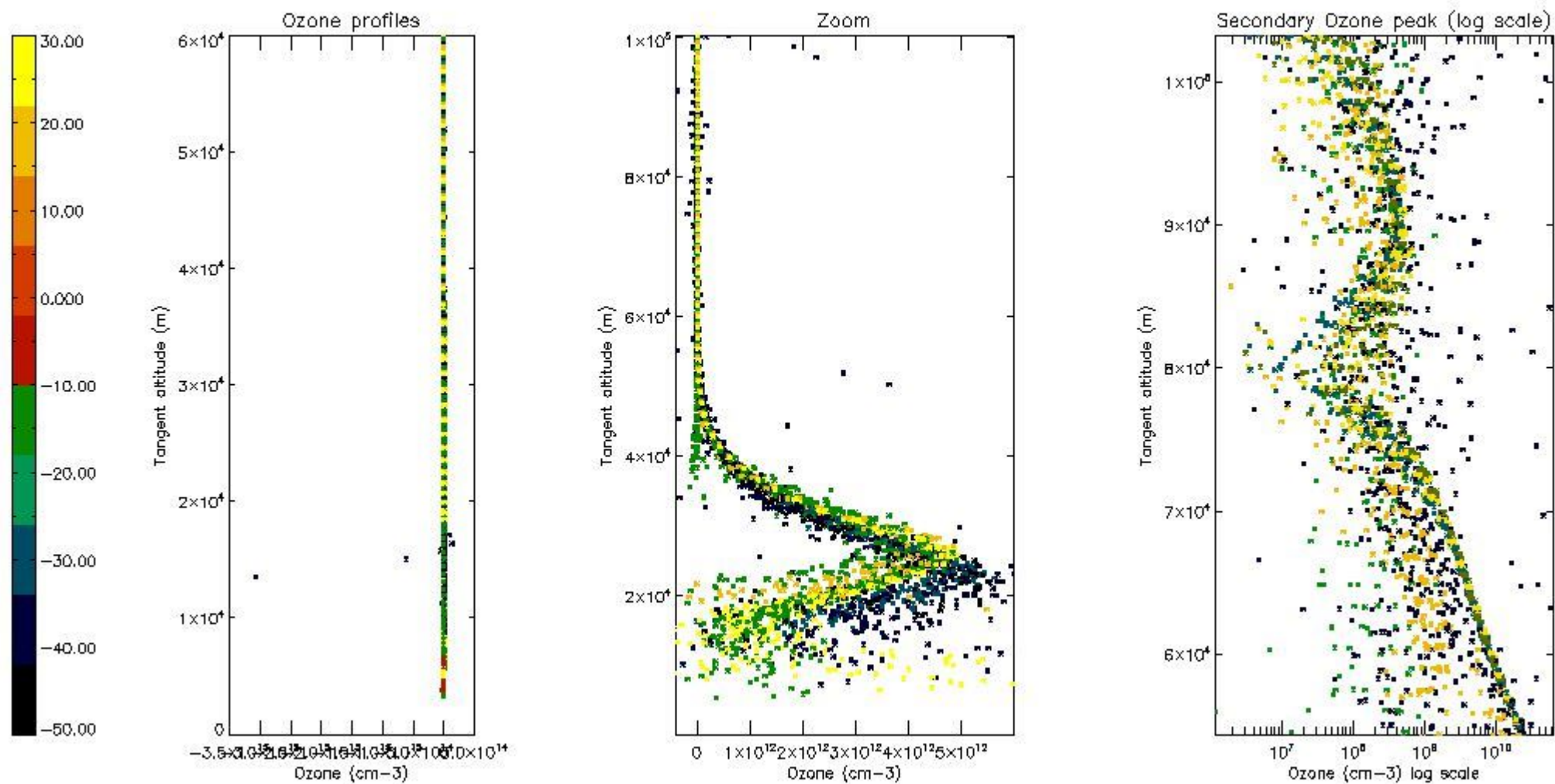
So, the table below shows the percentage of dark limb and valid observations for each criteria with respect to the overall valid daily observations.

Criteria	% of total production
All STD	40
STD < 20	19

STD < 10	13
STD < 5	9

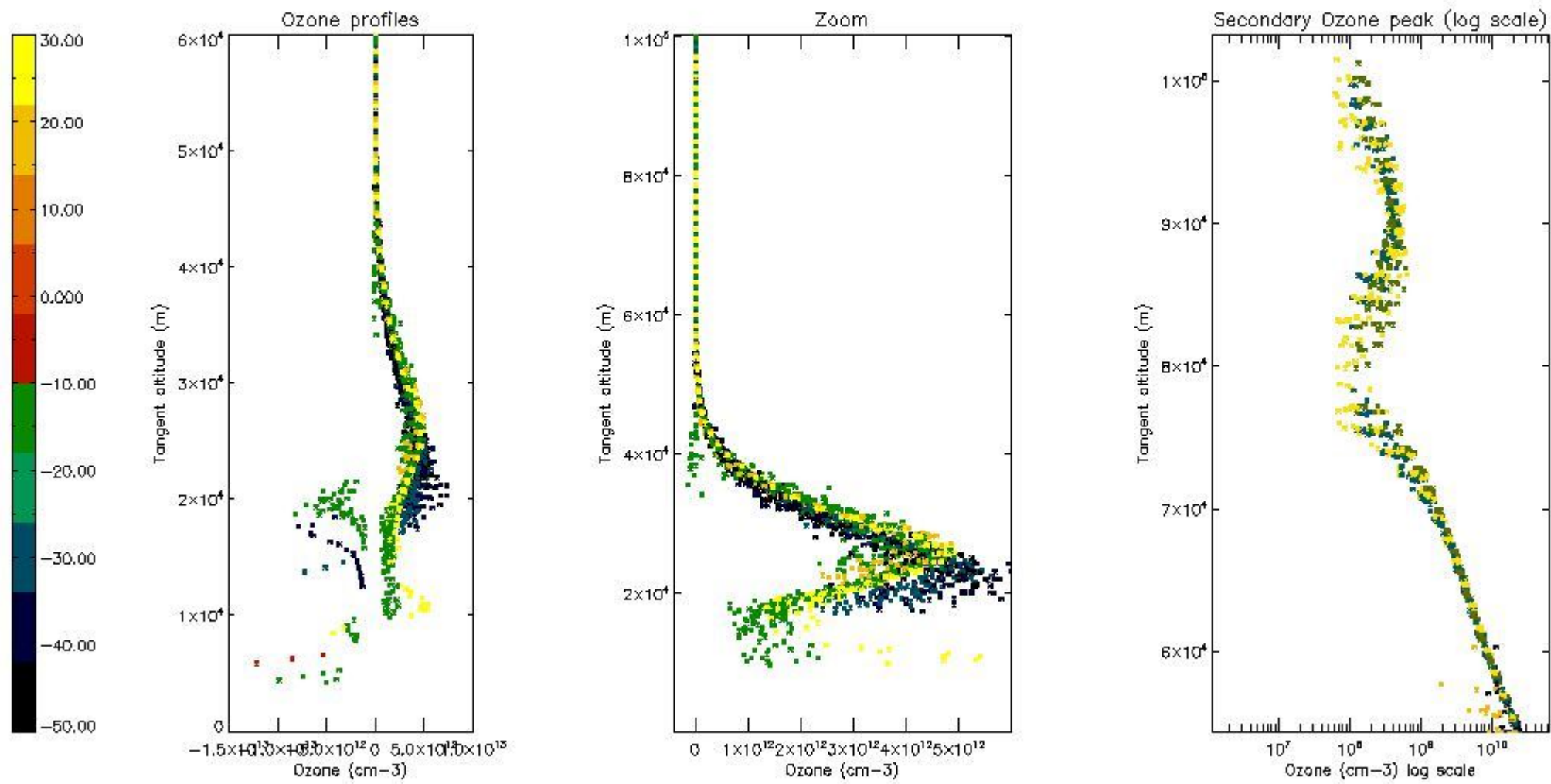
5.2 Plot ozone profiles for all STD (dark without errors)

The colorbar represents the latitude.



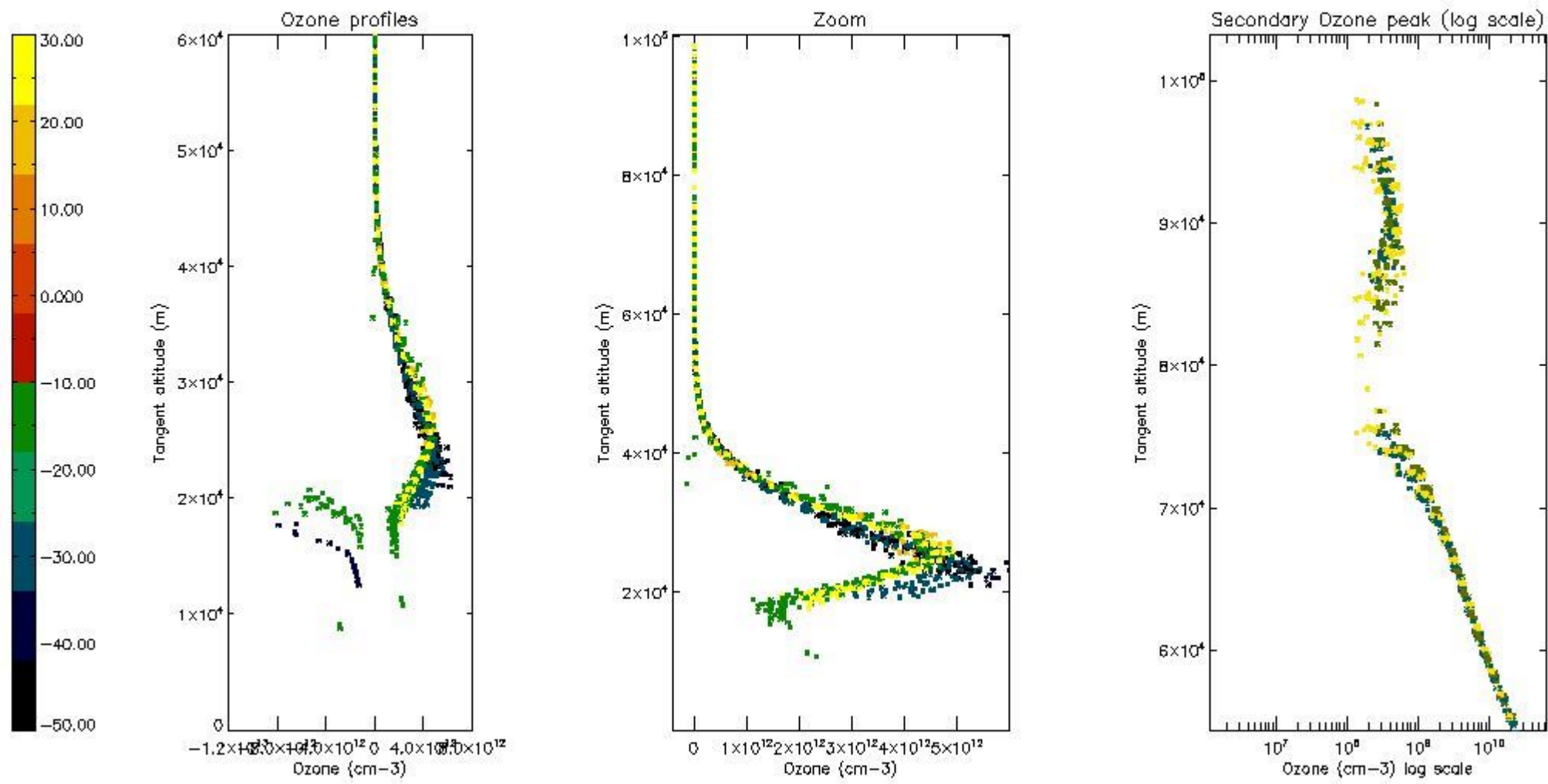
5.3 Plot ozone profiles where STD < 20% (dark without errors)

The colorbar represents the latitude.



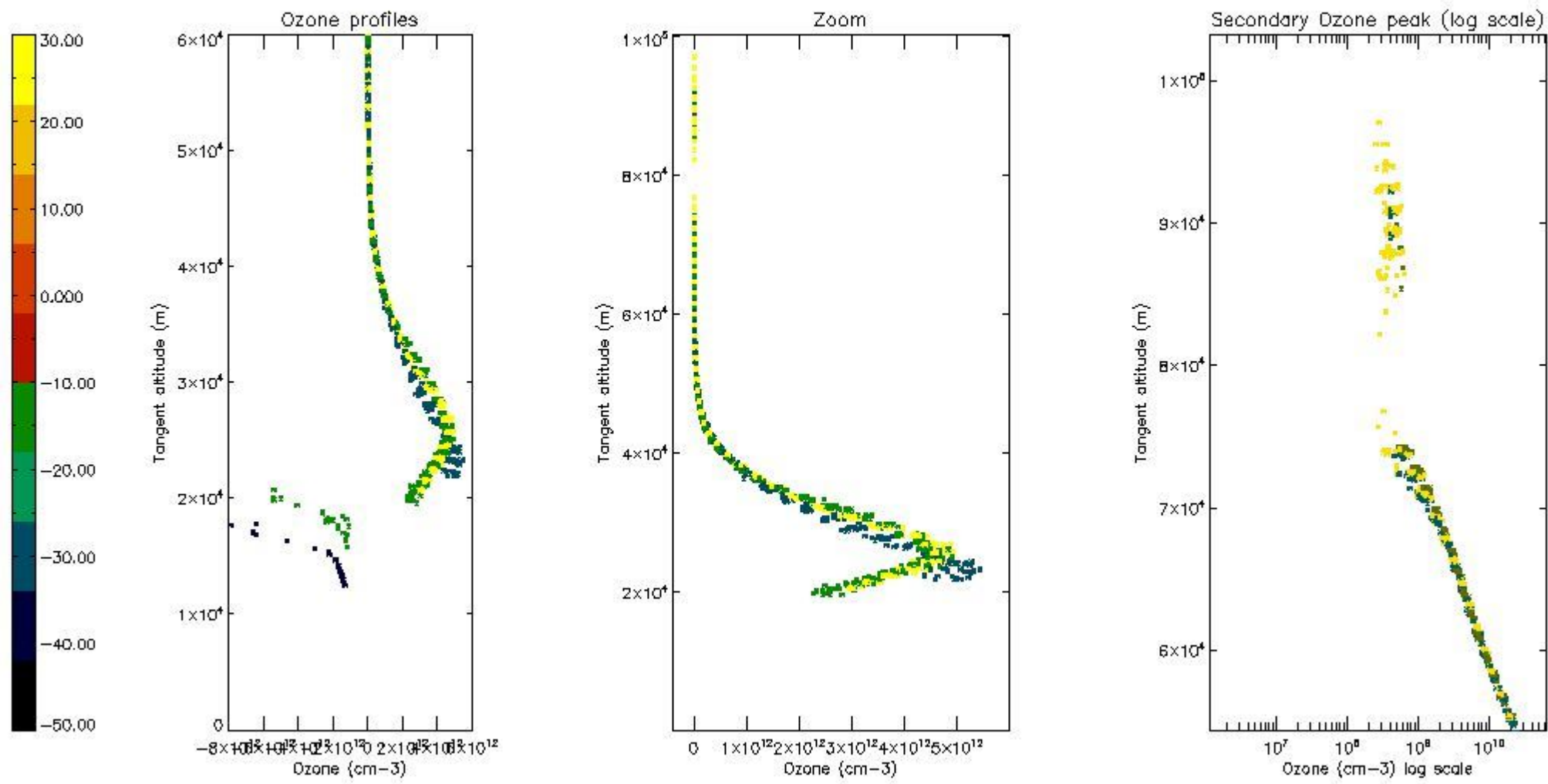
5.4 Plot ozone profiles where STD < 10% (dark without errors)

The colorbar represents the latitude.



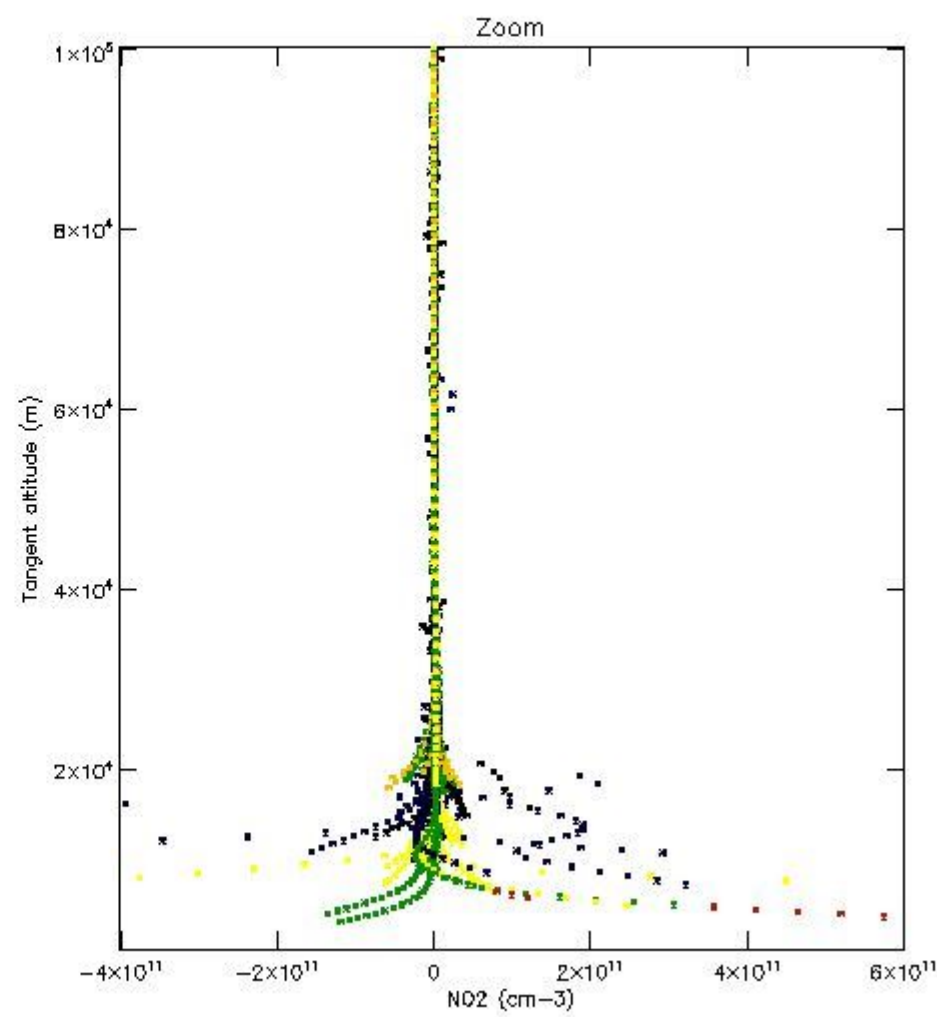
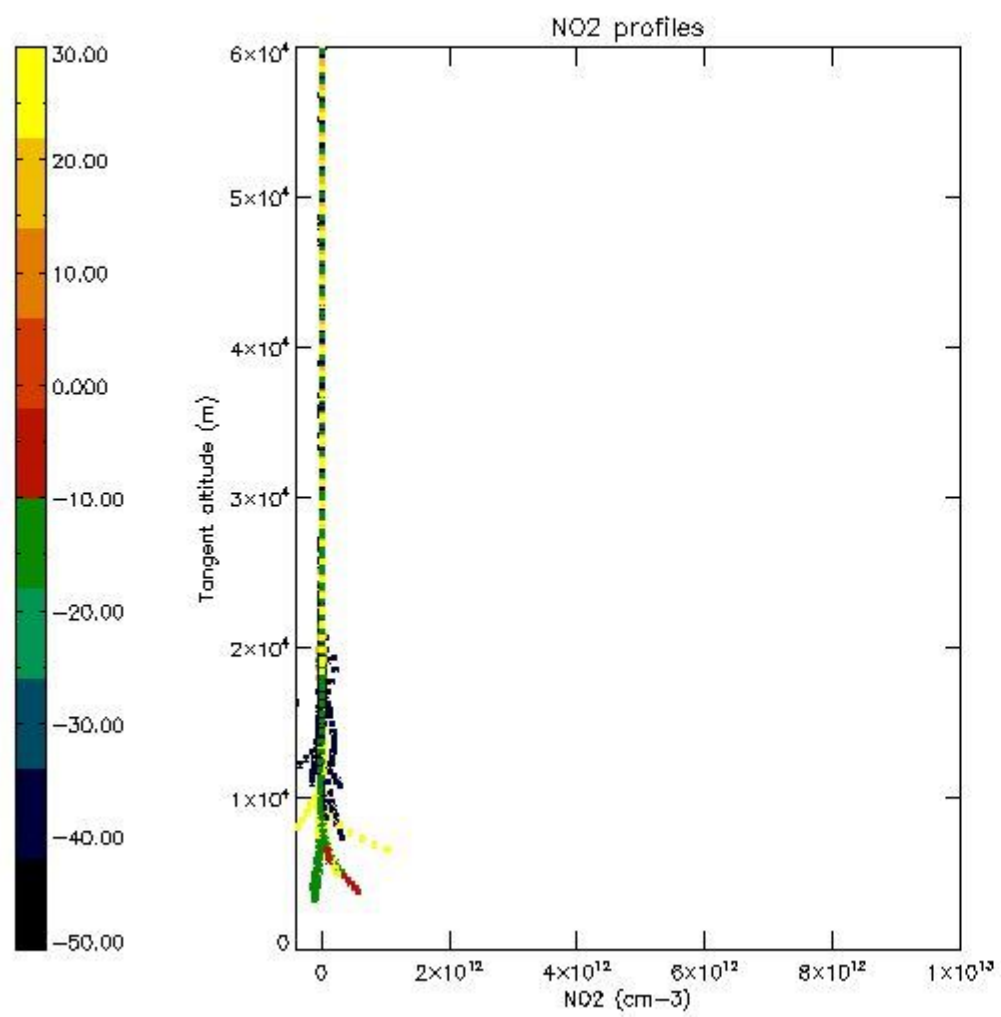
5.5 Plot ozone profiles where STD < 5% (dark without errors)

The colorbar represents the latitude.



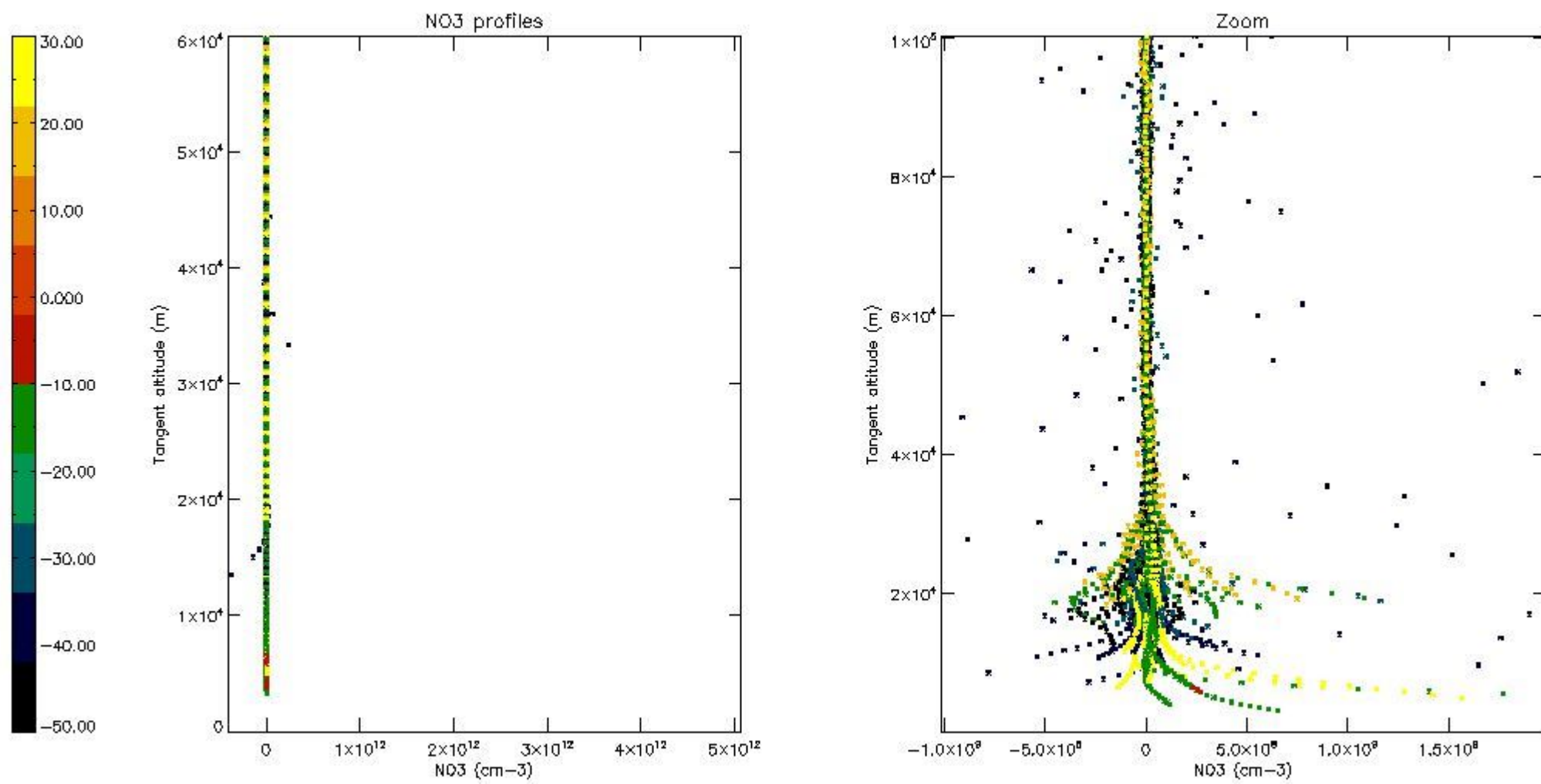
5.6 Plot NO₂ profiles for all STD (dark without errors)

The colorbar represents the latitude.



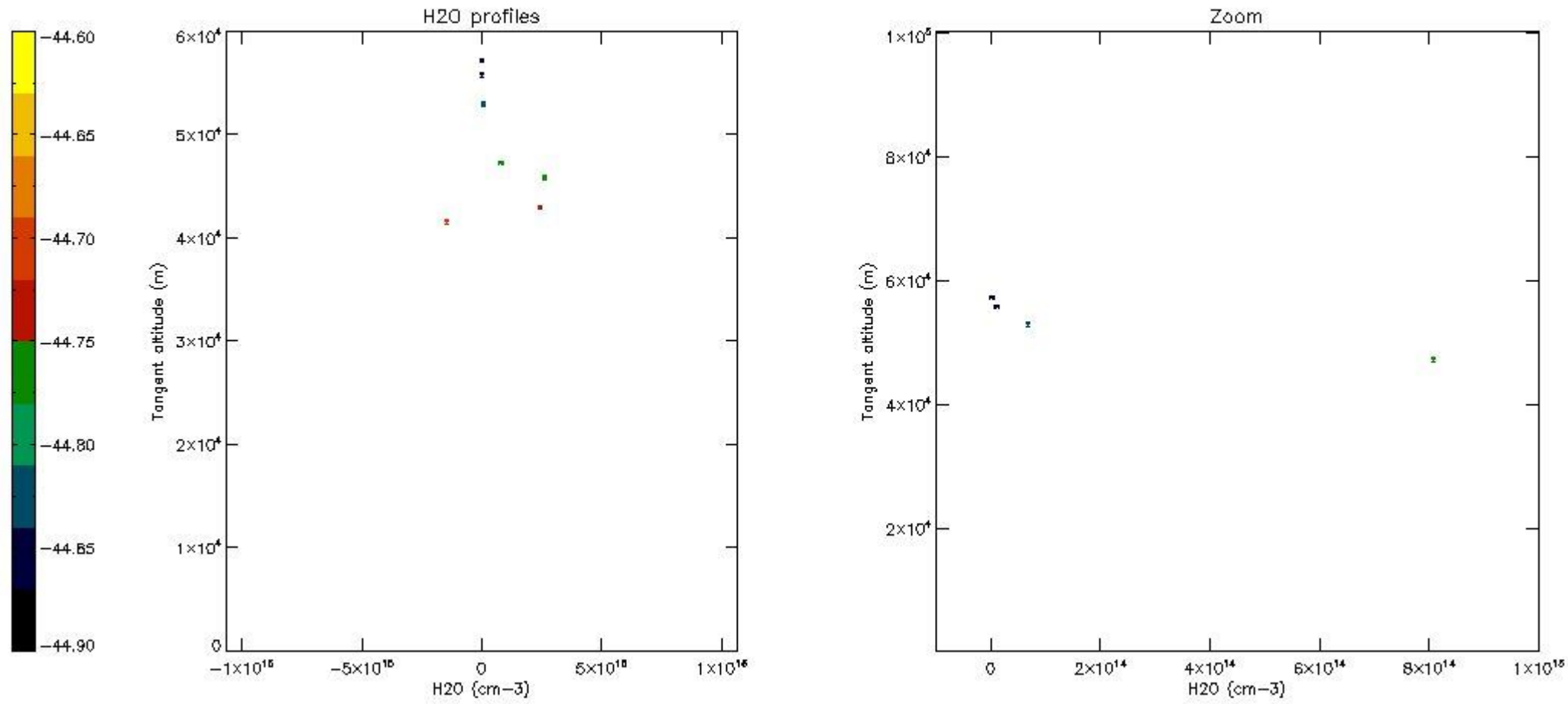
5.7 Plot NO3 profiles for all STD (dark without errors)

The colorbar represents the latitude.



5.8 Plot H2O profiles for all STD (only for occultations of stars 1,2,3,4,13,14,16,26,63 dark without errors)

The colorbar represents the latitude.



6. Auxiliary Data Files used for the production reported in section 2

The number reported in the third column indicates since which file (see list in section 2) the corresponding auxiliary file has been used. The fourth column is the date of those product files.

Type	Auxiliary Filename	Used since product	Used since product date
INST_PHYS_CHARACTERISTICS	GOM_INS_AXVIEC20091111_143220_20030716_120000_20500101_000000	1	28-SEP-2008 00:01:48
LEVEL-2_PROC_CONFIG	GOM_PR2_AXVIEC20091111_152718_20020301_000000_20500101_000000	1	28-SEP-2008 00:01:48
CROSS_SECTIONS_FILE	GOM_CRS_AXVIEC20091111_154832_20020301_000000_20500101_000000	1	28-SEP-2008 00:01:48

GOMOS Level 2 Daily Report

SUMMARY

[1. General Info](#)

[2. Summary of processed GOM_NL_2P products](#)

[3. Level 2 Quality information per product](#)

[3.1 Plot of level 2 quality information per product \(time dependant\)](#)

[3.2 Plot of level 2 quality information per product \(world map\)](#)

[4. Level 1 Quality information per product \(stored on level 2 products\)](#)

[4.1 Plot of level 1 quality information per product \(time dependant\)](#)

[4.1.1 Plot of level 1 quality information per product \(time dependant\): ASCENDING](#)

[4.1.2 Plot of level 1 quality information per product \(time dependant\): DESCENDING](#)

[4.2 Plot of level 1 quality information per product \(world map\)](#)

[4.2.1 Plot of level 1 quality information per product \(world map\): ASCENDING](#)

[4.2.2 Plot of level 1 quality information per product \(world map\): DESCENDING](#)

[5. Ozone profiles based on quality statistics and other trace gas profiles](#)

[5.1 Ozone statistics based on quality of products](#)

[5.2 Plot ozone profiles for all STD \(dark without errors\)](#)

[5.3 Plot ozone profiles where STD < 20% \(dark without errors\)](#)

[5.4. Plot ozone profiles where STD < 10% \(dark without errors\)](#)

[5.5. Plot ozone profiles where STD < 5% \(dark without errors\)](#)

[5.6 Plot NO2 profiles for all STD \(dark without errors\)](#)

[5.7 Plot NO3 profiles for all STD \(dark without errors\)](#)

[5.8 Plot H2O profiles \(only for occultations of stars 1,2,3,4,13,14,16,26,63 dark without errors\) for all STD](#)

[6. Auxiliary Data Files used for the production reported in section 2](#)

This report presents the daily analysis on parameters extracted from GOMOS level 2 data (GOM_NL__2P). It is intended to monitor some important parameters that will impact the quality of these products. A list of level 2 products (and content) that have arrived during the reporting day to the PCF is also given.

Item	Value
Time of report generation	25APR2013 20:21:37
Data source version	GOMOS/6.01
Start time of products	28-09-2008 (28SEP2008 00:00:00)
Stop time of products	29-09-2008 (29SEP2008 00:00:00)
Store outputs in DB	Yes
Nb of level 2 prods	252
Nb of prods with errors	0

2. Summary of processed GOM_NL__2P products.

Nr	Filename	UTC Start time	Limb	Duration	Star Id	Star Name	Star Mag	Star Temp	Nb Meas	Orbit	Prod. error
1	GOM_NL__2PRFIN20080928_000148_000000422072_00274_34396_9288.N1	28-SEP-2008 00:01:48	Straylight	42.000	84	Alp Phe	2.3970	4500.0	84	34396	No
2	GOM_NL__2PRFIN20080928_000850_000000492072_00274_34396_9289.N1	28-SEP-2008 00:08:50	Straylight	49.000	52	16Bet Cet	2.0370	4500.0	98	34396	No
3	GOM_NL__2PRFIN20080928_001904_000000372072_00274_34396_9290.N1	28-SEP-2008 00:19:04	Bright	36.500	90	54Alp Peg	2.4870	11000.	73	34396	No
4	GOM_NL__2PRFIN20080928_002244_000000382072_00274_34396_9291.N1	28-SEP-2008 00:22:44	Bright	37.500	93	53Bet Peg	2.5200	3100.0	75	34396	No
5	GOM_NL__2PRFIN20080928_003220_000000392072_00274_34396_9292.N1	28-SEP-2008 00:32:20	Bright	38.500	74	11Bet Cas	2.2680	6600.0	77	34396	No
6	GOM_NL__2PRFIN20080928_003346_000000412072_00274_34396_9293.N1	28-SEP-2008 00:33:46	Bright	40.500	76	27Gam Cas	2.3000	30000.	81	34396	No
7	GOM_NL__2PRFIN20080928_004007_000000332072_00274_34396_9294.N1	28-SEP-2008 00:40:07	Bright	33.000	49	1Alp UMi	1.9900	6300.0	66	34396	No
8	GOM_NL__2PRFIN20080928_004758_000000372072_00274_34396_9295.N1	28-SEP-2008 00:47:58	Bright	36.500	36	50Alp UMa	1.8000	6300.0	73	34396	No
9	GOM_NL__2PRFIN20080928_004928_000000522072_00274_34396_9296.N1	28-SEP-2008 00:49:28	Bright	52.000	82	48Bet UMa	2.3650	10600.	104	34396	No
10	GOM_NL__2PRFIN20080928_005918_000000352072_00274_34396_9297.N1	28-SEP-2008 00:59:18	Bright	34.500	166	17Eps Leo	2.9800	6000.0	69	34396	No
11	GOM_NL__2PRFIN20080928_010845_000000462072_00274_34396_9298.N1	28-SEP-2008 01:08:45	Twilight	46.000	48	30Alp Hya	1.9770	4100.0	92	34396	No
12	GOM_NL__2PRFIN20080928_011534_000000462072_00274_34396_9299.N1	28-SEP-2008 01:15:34	Dark	45.500	132	15Rho Pup	2.8030	6900.0	91	34396	No
13	GOM_NL__2PRFIN20080928_011826_000000502072_00274_34396_9300.N1	28-SEP-2008 01:18:26	Dark	49.500	65	Lam Vel	2.2040	4400.0	99	34396	No
14	GOM_NL__2PRFIN20080928_012054_000000392072_00274_34396_9301.N1	28-SEP-2008 01:20:54	Dark	39.000	34	Gam2Vel	1.7930	23000.	78	34396	No
15	GOM_NL__2PRFIN20080928_012432_000000422072_00275_34397_9299.N1	28-SEP-2008 01:24:32	Dark	41.500	161	Tau Pup	2.9310	4500.0	83	34397	No
16	GOM_NL__2PRFIN20080928_013530_000000402072_00275_34397_9300.N1	28-SEP-2008 01:35:30	Dark	39.500	143	Alp Hyi	2.8570	7200.0	79	34397	No
17	GOM_NL__2PRFIN20080928_013658_000000402072_00275_34397_9301.N1	28-SEP-2008 01:36:58	Dark	40.000	9	Alp Eri	0.45300	24000.	80	34397	No
18	GOM_NL__2PRFIN20080928_014224_000000412072_00275_34397_9302.N1	28-SEP-2008 01:42:24	Straylight	40.500	84	Alp Phe	2.3970	4500.0	81	34397	No
19	GOM_NL__2PRFIN20080928_014926_000000512072_00275_34397_9303.N1	28-SEP-2008 01:49:26	Straylight	50.500	52	16Bet Cet	2.0370	4500.0	101	34397	No
20	GOM_NL__2PRFIN20080928_015940_000000372072_00275_34397_9304.N1	28-SEP-2008 01:59:40	Bright	36.500	90	54Alp Peg	2.4870	11000.	73	34397	No
21	GOM_NL__2PRFIN20080928_020320_000000392072_00275_34397_9305.N1	28-SEP-2008 02:03:20	Bright	38.500	93	53Bet Peg	2.5200	3100.0	77	34397	No
22	GOM_NL__2PRFIN20080928_021255_000000392072_00275_34397_9306.N1	28-SEP-2008 02:12:55	Bright	38.500	74	11Bet Cas	2.2680	6600.0	77	34397	No
23	GOM_NL__2PRFIN20080928_021421_000000382072_00275_34397_9307.N1	28-SEP-2008 02:14:21	Bright	37.500	76	27Gam Cas	2.3000	30000.	75	34397	No
24	GOM_NL__2PRFIN20080928_022043_000000372072_00275_34397_9308.N1	28-SEP-2008 02:20:43	Bright	37.000	49	1Alp UMi	1.9900	6300.0	74	34397	No
25	GOM_NL__2PRFIN20080928_022834_000000362072_00275_34397_9309.N1	28-SEP-2008 02:28:34	Bright	36.000	36	50Alp UMa	1.8000	6300.0	72	34397	No
26	GOM_NL__2PRFIN20080928_023004_000000522072_00275_34397_9310.N1	28-SEP-2008 02:30:04	Bright	52.000	82	48Bet UMa	2.3650	10600.	104	34397	No
27	GOM_NL__2PRFIN20080928_023954_000000332072_00275_34397_9311.N1	28-SEP-2008 02:39:54	Bright	33.000	166	17Eps Leo	2.9800	6000.0	66	34397	No
28	GOM_NL__2PRFIN20080928_024921_000000432072_00275_34397_9312.N1	28-SEP-2008 02:49:21	Twilight	42.500	48	30Alp Hya	1.9770	4100.0	85	34397	No
29	GOM_NL__2PRFIN20080928_025611_000000462072_00275_34397_9313.N1	28-SEP-2008 02:56:11	Dark	45.500	132	15Rho Pup	2.8030	6900.0	91	34397	No
30	GOM_NL__2PRFIN20080928_025902_000000442072_00275_34397_9314.N1	28-SEP-2008 02:59:02	Dark	44.000	65	Lam Vel	2.2040	4400.0	88	34397	No
31	GOM_NL__2PRFIN20080928_030131_000000392072_00275_34397_9315.N1	28-SEP-2008 03:01:31	Dark	39.000	34	Gam2Vel	1.7930	23000.	78	34397	No
32	GOM_NL__2PRFIN20080928_030509_000000422072_00276_34398_9312.N1	28-SEP-2008 03:05:09	Dark	42.000	161	Tau Pup	2.9310	4500.0	84	34398	No
33	GOM_NL__2PRFIN20080928_031607_000000392072_00276_34398_9313.N1	28-SEP-2008 03:16:07	Dark	38.500	143	Alp Hyi	2.8570	7200.0	77	34398	No
34	GOM_NL__2PRFIN20080928_031734_000000442072_00276_34398_9314.N1	28-SEP-2008 03:17:34	Dark	43.500	9	Alp Eri	0.45300	24000.	87	34398	No
35	GOM_NL__2PRFIN20080928_032300_000000402072_00276_34398_9315.N1	28-SEP-2008 03:23:00	Straylight	40.000	84	Alp Phe	2.3970	4500.0	80	34398	No
36	GOM_NL__2PRFIN20080928_033002_000000502072_00276_34398_9316.N1	28-SEP-2008 03:30:02	Straylight	50.000	52	16Bet Cet	2.0370	4500.0	100	34398	No
37	GOM_NL__2PRFIN20080928_034016_000000372072_00276_34398_9317.N1	28-SEP-2008 03:40:16	Bright	36.500	90	54Alp Peg	2.4870	11000.	73	34398	No
38	GOM_NL__2PRFIN20080928_034356_000000482072_00276_34398_9318.N1	28-SEP-2008 03:43:56	Bright	48.000	93	53Bet Peg	2.5200	3100.0	96	34398	No
39	GOM_NL__2PRFIN20080928_035331_000000382072_00276_34398_9319.N1	28-SEP-2008 03:53:31	Bright	38.000	74	11Bet Cas	2.2680	6600.0	76	34398	No
40	GOM_NL__2PRFIN20080928_035457_000000402072_00276_34398_9320.N1	28-SEP-2008 03:54:57	Bright	39.500	76	27Gam Cas	2.3000	30000.	79	34398	No
41	GOM_NL__2PRFIN20080928_040119_000000332072_00276_34398_9321.N1	28-SEP-2008 04:01:19	Bright	33.000	49	1Alp UMi	1.9900	6300.0	66	34398	No
42	GOM_NL__2PRFIN20080928_040911_000000352072_00276_34398_9322.N1	28-SEP-2008 04:09:11	Bright	35.000	36	50Alp UMa	1.8000	6300.0	70	34398	No

43	GOM_NL__2PRFIN20080928_041040_000000342072_00276_34398_9323.N1	28-SEP-2008 04:10:40	Bright	34.000	82	48Bet UMa	2.3650	10600.	68	34398	No
44	GOM_NL__2PRFIN20080928_042030_000000342072_00276_34398_9324.N1	28-SEP-2008 04:20:30	Bright	33.500	166	17Eps Leo	2.9800	6000.0	67	34398	No
45	GOM_NL__2PRFIN20080928_042957_000000522072_00276_34398_9325.N1	28-SEP-2008 04:29:57	Twilight	52.000	48	30Alp Hya	1.9770	4100.0	104	34398	No
46	GOM_NL__2PRFIN20080928_043648_000000442072_00276_34398_9326.N1	28-SEP-2008 04:36:48	Dark	44.000	132	15Rho Pup	2.8030	6900.0	88	34398	No
47	GOM_NL__2PRFIN20080928_043938_000000402072_00276_34398_9327.N1	28-SEP-2008 04:39:38	Dark	40.000	65	Lam Vel	2.2040	4400.0	80	34398	No
48	GOM_NL__2PRFIN20080928_044207_000000422072_00276_34398_9328.N1	28-SEP-2008 04:42:07	Dark	42.000	34	Gam2Vel	1.7930	23000.	84	34398	No
49	GOM_NL__2PRFIN20080928_045643_000000382072_00277_34399_9328.N1	28-SEP-2008 04:56:43	Dark	38.000	143	Alp Hyi	2.8570	7200.0	76	34399	No
50	GOM_NL__2PRFIN20080928_045811_000000492072_00277_34399_9329.N1	28-SEP-2008 04:58:11	Dark	48.500	9	Alp Eri	0.45300	24000.	97	34399	No
51	GOM_NL__2PRFIN20080928_050336_000000392072_00277_34399_9330.N1	28-SEP-2008 05:03:36	Straylight	39.000	84	Alp Phe	2.3970	4500.0	78	34399	No
52	GOM_NL__2PRFIN20080928_051038_000000502072_00277_34399_9331.N1	28-SEP-2008 05:10:38	Straylight	50.000	52	16Bet Cet	2.0370	4500.0	100	34399	No
53	GOM_NL__2PRFIN20080928_052052_000000372072_00277_34399_9332.N1	28-SEP-2008 05:20:52	Bright	36.500	90	54Alp Peg	2.4870	11000.	73	34399	No
54	GOM_NL__2PRFIN20080928_052432_000000372072_00277_34399_9333.N1	28-SEP-2008 05:24:32	Bright	37.000	93	53Bet Peg	2.5200	3100.0	74	34399	No
55	GOM_NL__2PRFIN20080928_053407_000000392072_00277_34399_9334.N1	28-SEP-2008 05:34:07	Bright	38.500	74	11Bet Cas	2.2680	6600.0	77	34399	No
56	GOM_NL__2PRFIN20080928_053532_000000412072_00277_34399_9335.N1	28-SEP-2008 05:35:32	Bright	40.500	76	27Gam Cas	2.3000	30000.	81	34399	No
57	GOM_NL__2PRFIN20080928_054155_000000362072_00277_34399_9336.N1	28-SEP-2008 05:41:55	Bright	35.500	49	1Alp UMi	1.9900	6300.0	71	34399	No
58	GOM_NL__2PRFIN20080928_054947_000000372072_00277_34399_9337.N1	28-SEP-2008 05:49:47	Bright	36.500	36	50Alp UMa	1.8000	6300.0	73	34399	No
59	GOM_NL__2PRFIN20080928_055116_000000342072_00277_34399_9338.N1	28-SEP-2008 05:51:16	Bright	33.500	82	48Bet UMa	2.3650	10600.	67	34399	No
60	GOM_NL__2PRFIN20080928_060106_000000342072_00277_34399_9339.N1	28-SEP-2008 06:01:06	Bright	34.000	166	17Eps Leo	2.9800	6000.0	68	34399	No
61	GOM_NL__2PRFIN20080928_061034_000000422072_00277_34399_9340.N1	28-SEP-2008 06:10:34	Twilight	42.000	48	30Alp Hya	1.9770	4100.0	84	34399	No
62	GOM_NL__2PRFIN20080928_061724_000000422072_00277_34399_9341.N1	28-SEP-2008 06:17:24	Dark	41.500	132	15Rho Pup	2.8030	6900.0	83	34399	No
63	GOM_NL__2PRFIN20080928_062015_000000482072_00277_34399_9342.N1	28-SEP-2008 06:20:15	Dark	47.500	65	Lam Vel	2.2040	4400.0	95	34399	No
64	GOM_NL__2PRFIN20080928_062244_000000412072_00277_34399_9343.N1	28-SEP-2008 06:22:44	Dark	41.000	34	Gam2Vel	1.7930	23000.	82	34399	No
65	GOM_NL__2PRFIN20080928_062622_000000442072_00278_34400_9349.N1	28-SEP-2008 06:26:22	Dark	43.500	161	Tau Pup	2.9310	4500.0	87	34400	No
66	GOM_NL__2PRFIN20080928_062746_000000592072_00278_34400_9350.N1	28-SEP-2008 06:27:46	Dark	59.000	2	Alp Car	-0.73600	7000.0	118	34400	No
67	GOM_NL__2PRFIN20080928_063720_000000392072_00278_34400_9351.N1	28-SEP-2008 06:37:20	Dark	38.500	143	Alp Hyi	2.8570	7200.0	77	34400	No
68	GOM_NL__2PRFIN20080928_063847_000000402072_00278_34400_9352.N1	28-SEP-2008 06:38:47	Dark	40.000	9	Alp Eri	0.45300	24000.	80	34400	No
69	GOM_NL__2PRFIN20080928_064413_000000452072_00278_34400_9353.N1	28-SEP-2008 06:44:13	Straylight	44.500	84	Alp Phe	2.3970	4500.0	89	34400	No
70	GOM_NL__2PRFIN20080928_065114_000000502072_00278_34400_9354.N1	28-SEP-2008 06:51:14	Straylight	49.500	52	16Bet Cet	2.0370	4500.0	99	34400	No
71	GOM_NL__2PRFIN20080928_070128_000000372072_00278_34400_9355.N1	28-SEP-2008 07:01:28	Bright	36.500	90	54Alp Peg	2.4870	11000.	73	34400	No
72	GOM_NL__2PRFIN20080928_070508_000000362072_00278_34400_9356.N1	28-SEP-2008 07:05:08	Bright	35.500	93	53Bet Peg	2.5200	3100.0	71	34400	No
73	GOM_NL__2PRFIN20080928_071442_000000392072_00278_34400_9357.N1	28-SEP-2008 07:14:42	Bright	39.000	74	11Bet Cas	2.2680	6600.0	78	34400	No
74	GOM_NL__2PRFIN20080928_071608_000000412072_00278_34400_9358.N1	28-SEP-2008 07:16:08	Bright	40.500	76	27Gam Cas	2.3000	30000.	81	34400	No
75	GOM_NL__2PRFIN20080928_072231_000000362072_00278_34400_9359.N1	28-SEP-2008 07:22:31	Bright	36.000	49	1Alp UMi	1.9900	6300.0	72	34400	No
76	GOM_NL__2PRFIN20080928_073023_000000342072_00278_34400_9360.N1	28-SEP-2008 07:30:23	Bright	34.000	36	50Alp UMa	1.8000	6300.0	68	34400	No
77	GOM_NL__2PRFIN20080928_073152_000000352072_00278_34400_9361.N1	28-SEP-2008 07:31:52	Bright	34.500	82	48Bet UMa	2.3650	10600.	69	34400	No
78	GOM_NL__2PRFIN20080928_074143_000000342072_00278_34400_9362.N1	28-SEP-2008 07:41:43	Bright	34.000	166	17Eps Leo	2.9800	6000.0	68	34400	No
79	GOM_NL__2PRFIN20080928_075110_000000452072_00278_34400_9363.N1	28-SEP-2008 07:51:10	Twilight	45.000	48	30Alp Hya	1.9770	4100.0	90	34400	No
80	GOM_NL__2PRFIN20080928_075801_000000452072_00278_34400_9364.N1	28-SEP-2008 07:58:01	Dark	44.500	132	15Rho Pup	2.8030	6900.0	89	34400	No
81	GOM_NL__2PRFIN20080928_080051_000000432072_00278_34400_9365.N1	28-SEP-2008 08:00:51	Dark	43.000	65	Lam Vel	2.2040	4400.0	86	34400	No
82	GOM_NL__2PRFIN20080928_080320_000000432072_00278_34400_9366.N1	28-SEP-2008 08:03:20	Dark	43.000	34	Gam2Vel	1.7930	23000.	86	34400	No
83	GOM_NL__2PRFIN20080928_080659_000000422072_00279_34401_9362.N1	28-SEP-2008 08:06:59	Dark	42.000	161	Tau Pup	2.9310	4500.0	84	34401	No
84	GOM_NL__2PRFIN20080928_080823_000000582072_00279_34401_9363.N1	28-SEP-2008 08:08:23	Dark	57.500	2	Alp Car	-0.73600	7000.0	115	34401	No
85	GOM_NL__2PRFIN20080928_081756_000000392072_00279_34401_9364.N1	28-SEP-2008 08:17:56	Dark	38.500	143	Alp Hyi	2.8570	7200.0	77	34401	No
86	GOM_NL__2PRFIN20080928_081924_000000492072_00279_34401_9365.N1	28-SEP-2008 08:19:24	Dark	49.000	9	Alp Eri	0.45300	24000.	98	34401	No
87	GOM_NL__2PRFIN20080928_082449_000000452072_00279_34401_9366.N1	28-SEP-2008 08:24:49	Straylight	45.000	84	Alp Phe	2.3970	4500.0	90	34401	No
88	GOM_NL__2PRFIN20080928_083150_000000512072_00279_34401_9367.N1	28-SEP-2008 08:31:50	Straylight	51.000	52	16Bet Cet	2.0370	4500.0	102	34401	No
89	GOM_NL__2PRFIN20080928_084204_000000382072_00279_34401_9368.N1	28-SEP-2008 08:42:04	Bright	37.500	90	54Alp Peg	2.4870	11000.	75	34401	No
90	GOM_NL__2PRFIN20080928_084544_000000382072_00279_34401_9369.N1	28-SEP-2008 08:45:44	Bright	38.000	93	53Bet Peg	2.5200	3100.0	76	34401	No
91	GOM_NL__2PRFIN20080928_085518_000000392072_00279_34401_9370.N1	28-SEP-2008 08:55:18	Bright	39.000	74	11Bet Cas	2.2680	6600.0	78	34401	No
92	GOM_NL__2PRFIN20080928_085643_000000392072_00279_34401_9371.N1	28-SEP-2008 08:56:43	Bright	39.000	76	27Gam Cas	2.3000	30000.	78	34401	No
93	GOM_NL__2PRFIN20080928_090306_000000342072_00279_34401_9372.N1	28-SEP-2008 09:03:06	Bright	33.500	49	1Alp UMi	1.9900	6300.0	67	34401	No
94	GOM_NL__2PRFIN20080928_091059_000000362072_00279_34401_9373.N1	28-SEP-2008 09:10:59	Bright	36.000	36	50Alp UMa	1.8000	6300.0	72	34401	No
95	GOM_NL__2PRFIN20080928_091229_000000352072_00279_34401_9374.N1	28-SEP-2008 09:12:29	Bright	35.000	82	48Bet UMa	2.3650	10600.	70	34401	No
96	GOM_NL__2PRFIN20080928_092219_000000342072_00279_34401_9375.N1	28-SEP-2008 09:22:19	Bright	33.500	166	17Eps Leo	2.9800	6000.0	67	34401	No
97	GOM_NL__2PRFIN20080928_093146_000000462072_00279_34401_9376.N1	28-SEP-2008 09:31:46	Twilight	45.500	48	30Alp Hya	1.9770	4100.0	91	34401	No
98	GOM_NL__2PRFIN20080928_093838_000000432072_00279_34401_9377.N1	28-SEP-2008 09:38:38	Dark	43.000	132	15Rho Pup	2.8030	6900.0	86	34401	No
99	GOM_NL__2PRFIN20080928_094127_000000422072_00279_34401_9378.N1	28-SEP-2008 09:41:27	Dark	42.000	65	Lam Vel	2.2040	4400.0	84	34401	No
100	GOM_NL__2PRFIN20080928_094357_000000432072_00279_34401_9379.N1	28-SEP-2008 09:43:57	Dark	42.500	34	Gam2Vel	1.7930	23000.	85	34401	No
101	GOM_NL__2PRFIN20080928_094736_000000422072_00280_34402_9375.N1	28-SEP-2008 09:47:36	Dark	41.500	161	Tau Pup	2.9310	4500.0	83	34402	No

102	GOM_NL__2PRFIN20080928_094900_000000472072_00280_34402_9376.N1	28-SEP-2008 09:49:00	Dark	46.500	2	Alp Car	-0.73600	7000.0	93	34402	No
103	GOM_NL__2PRFIN20080928_095832_000000392072_00280_34402_9377.N1	28-SEP-2008 09:58:32	Dark	39.000	143	Alp Hyi	2.8570	7200.0	78	34402	No
104	GOM_NL__2PRFIN20080928_100000_000000502072_00280_34402_9378.N1	28-SEP-2008 10:00:00	Dark	50.000	9	Alp Eri	0.45300	24000.	100	34402	No
105	GOM_NL__2PRFIN20080928_100525_000000372072_00280_34402_9379.N1	28-SEP-2008 10:05:25	Straylight	37.000	84	Alp Phe	2.3970	4500.0	74	34402	No
106	GOM_NL__2PRFIN20080928_101226_000000492072_00280_34402_9380.N1	28-SEP-2008 10:12:26	Straylight	49.000	52	16Bet Cet	2.0370	4500.0	98	34402	No
107	GOM_NL__2PRFIN20080928_102240_000000362072_00280_34402_9381.N1	28-SEP-2008 10:22:40	Bright	35.500	90	54Alp Peg	2.4870	11000.	71	34402	No
108	GOM_NL__2PRFIN20080928_102620_000000392072_00280_34402_9382.N1	28-SEP-2008 10:26:20	Bright	38.500	93	53Bet Peg	2.5200	3100.0	77	34402	No
109	GOM_NL__2PRFIN20080928_103554_000000382072_00280_34402_9383.N1	28-SEP-2008 10:35:54	Bright	38.000	74	11Bet Cas	2.2680	6600.0	76	34402	No
110	GOM_NL__2PRFIN20080928_103719_000000412072_00280_34402_9384.N1	28-SEP-2008 10:37:19	Bright	41.000	76	27Gam Cas	2.3000	30000.	82	34402	No
111	GOM_NL__2PRFIN20080928_104342_000000372072_00280_34402_9385.N1	28-SEP-2008 10:43:42	Bright	36.500	49	1Alp UMi	1.9900	6300.0	73	34402	No
112	GOM_NL__2PRFIN20080928_105135_000000342072_00280_34402_9386.N1	28-SEP-2008 10:51:35	Bright	34.000	36	50Alp UMa	1.8000	6300.0	68	34402	No
113	GOM_NL__2PRFIN20080928_105305_000000352072_00280_34402_9387.N1	28-SEP-2008 10:53:05	Bright	35.000	82	48Bet UMa	2.3650	10600.	70	34402	No
114	GOM_NL__2PRFIN20080928_110255_000000352072_00280_34402_9388.N1	28-SEP-2008 11:02:55	Bright	35.000	166	17Eps Leo	2.9800	6000.0	70	34402	No
115	GOM_NL__2PRFIN20080928_111222_000000462072_00280_34402_9389.N1	28-SEP-2008 11:12:22	Twilight	46.000	48	30Alp Hya	1.9770	4100.0	92	34402	No
116	GOM_NL__2PRFIN20080928_111914_000000452072_00280_34402_9390.N1	28-SEP-2008 11:19:14	Dark	44.500	132	15Rho Pup	2.8030	6900.0	89	34402	No
117	GOM_NL__2PRFIN20080928_112203_000000452072_00280_34402_9391.N1	28-SEP-2008 11:22:03	Dark	44.500	65	Lam Vel	2.2040	4400.0	89	34402	No
118	GOM_NL__2PRFIN20080928_112433_000000402072_00280_34402_9392.N1	28-SEP-2008 11:24:33	Dark	40.000	34	Gam2Vel	1.7930	23000.	80	34402	No
119	GOM_NL__2PRFIN20080928_112812_000000422072_00281_34403_9388.N1	28-SEP-2008 11:28:12	Dark	41.500	161	Tau Pup	2.9310	4500.0	83	34403	No
120	GOM_NL__2PRFIN20080928_112936_000000442072_00281_34403_9389.N1	28-SEP-2008 11:29:36	Dark	43.500	2	Alp Car	-0.73600	7000.0	87	34403	No
121	GOM_NL__2PRFIN20080928_113909_000000382072_00281_34403_9390.N1	28-SEP-2008 11:39:09	Dark	37.500	143	Alp Hyi	2.8570	7200.0	75	34403	No
122	GOM_NL__2PRFIN20080928_114036_000000472072_00281_34403_9391.N1	28-SEP-2008 11:40:36	Dark	47.000	9	Alp Eri	0.45300	24000.	94	34403	No
123	GOM_NL__2PRFIN20080928_114601_000000402072_00281_34403_9392.N1	28-SEP-2008 11:46:01	Straylight	40.000	84	Alp Phe	2.3970	4500.0	80	34403	No
124	GOM_NL__2PRFIN20080928_115302_000000462072_00281_34403_9393.N1	28-SEP-2008 11:53:02	Straylight	45.500	52	16Bet Cet	2.0370	4500.0	91	34403	No
125	GOM_NL__2PRFIN20080928_120316_000000372072_00281_34403_9394.N1	28-SEP-2008 12:03:16	Bright	36.500	90	54Alp Peg	2.4870	11000.	73	34403	No
126	GOM_NL__2PRFIN20080928_120656_000000362072_00281_34403_9395.N1	28-SEP-2008 12:06:56	Bright	35.500	93	53Bet Peg	2.5200	3100.0	71	34403	No
127	GOM_NL__2PRFIN20080928_121629_000000392072_00281_34403_9396.N1	28-SEP-2008 12:16:29	Bright	38.500	74	11Bet Cas	2.2680	6600.0	77	34403	No
128	GOM_NL__2PRFIN20080928_121754_000000422072_00281_34403_9397.N1	28-SEP-2008 12:17:54	Bright	41.500	76	27Gam Cas	2.3000	30000.	83	34403	No
129	GOM_NL__2PRFIN20080928_122418_000000372072_00281_34403_9398.N1	28-SEP-2008 12:24:18	Bright	37.000	49	1Alp UMi	1.9900	6300.0	74	34403	No
130	GOM_NL__2PRFIN20080928_123211_000000372072_00281_34403_9399.N1	28-SEP-2008 12:32:11	Bright	36.500	36	50Alp UMa	1.8000	6300.0	73	34403	No
131	GOM_NL__2PRFIN20080928_123341_000000362072_00281_34403_9400.N1	28-SEP-2008 12:33:41	Bright	35.500	82	48Bet UMa	2.3650	10600.	71	34403	No
132	GOM_NL__2PRFIN20080928_124331_000000342072_00281_34403_9401.N1	28-SEP-2008 12:43:31	Bright	33.500	166	17Eps Leo	2.9800	6000.0	67	34403	No
133	GOM_NL__2PRFIN20080928_125259_000000452072_00281_34403_9402.N1	28-SEP-2008 12:52:59	Twilight	45.000	48	30Alp Hya	1.9770	4100.0	90	34403	No
134	GOM_NL__2PRFIN20080928_125951_000000452072_00281_34403_9403.N1	28-SEP-2008 12:59:51	Dark	44.500	132	15Rho Pup	2.8030	6900.0	89	34403	No
135	GOM_NL__2PRFIN20080928_130240_000000452072_00281_34403_9404.N1	28-SEP-2008 13:02:40	Dark	44.500	65	Lam Vel	2.2040	4400.0	89	34403	No
136	GOM_NL__2PRFIN20080928_130509_000000392072_00281_34403_9405.N1	28-SEP-2008 13:05:09	Dark	39.000	34	Gam2Vel	1.7930	23000.	78	34403	No
137	GOM_NL__2PRFIN20080928_130849_000000432072_00282_34404_9401.N1	28-SEP-2008 13:08:49	Dark	42.500	161	Tau Pup	2.9310	4500.0	85	34404	No
138	GOM_NL__2PRFIN20080928_131013_000000482072_00282_34404_9402.N1	28-SEP-2008 13:10:13	Dark	47.500	2	Alp Car	-0.73600	7000.0	95	34404	No
139	GOM_NL__2PRFIN20080928_131945_000000382072_00282_34404_9403.N1	28-SEP-2008 13:19:45	Dark	37.500	143	Alp Hyi	2.8570	7200.0	75	34404	No
140	GOM_NL__2PRFIN20080928_132112_000000462072_00282_34404_9404.N1	28-SEP-2008 13:21:12	Dark	46.000	9	Alp Eri	0.45300	24000.	92	34404	No
141	GOM_NL__2PRFIN20080928_132638_000000432072_00282_34404_9405.N1	28-SEP-2008 13:26:38	Straylight	43.000	84	Alp Phe	2.3970	4500.0	86	34404	No
142	GOM_NL__2PRFIN20080928_133338_000000502072_00282_34404_9406.N1	28-SEP-2008 13:33:38	Straylight	49.500	52	16Bet Cet	2.0370	4500.0	99	34404	No
143	GOM_NL__2PRFIN20080928_134352_000000352072_00282_34404_9407.N1	28-SEP-2008 13:43:52	Bright	35.000	90	54Alp Peg	2.4870	11000.	70	34404	No
144	GOM_NL__2PRFIN20080928_134732_000000372072_00282_34404_9408.N1	28-SEP-2008 13:47:32	Bright	37.000	93	53Bet Peg	2.5200	3100.0	74	34404	No
145	GOM_NL__2PRFIN20080928_135705_000000392072_00282_34404_9409.N1	28-SEP-2008 13:57:05	Bright	39.000	74	11Bet Cas	2.2680	6600.0	78	34404	No
146	GOM_NL__2PRFIN20080928_135830_000000412072_00282_34404_9410.N1	28-SEP-2008 13:58:30	Bright	40.500	76	27Gam Cas	2.3000	30000.	81	34404	No
147	GOM_NL__2PRFIN20080928_140454_000000362072_00282_34404_9411.N1	28-SEP-2008 14:04:54	Bright	36.000	49	1Alp UMi	1.9900	6300.0	72	34404	No
148	GOM_NL__2PRFIN20080928_141247_000000362072_00282_34404_9412.N1	28-SEP-2008 14:12:47	Bright	36.000	36	50Alp UMa	1.8000	6300.0	72	34404	No
149	GOM_NL__2PRFIN20080928_141417_000000352072_00282_34404_9413.N1	28-SEP-2008 14:14:17	Bright	35.000	82	48Bet UMa	2.3650	10600.	70	34404	No
150	GOM_NL__2PRFIN20080928_142407_000000352072_00282_34404_9414.N1	28-SEP-2008 14:24:07	Bright	34.500	166	17Eps Leo	2.9800	6000.0	69	34404	No
151	GOM_NL__2PRFIN20080928_143335_000000482072_00282_34404_9415.N1	28-SEP-2008 14:33:35	Twilight	47.500	48	30Alp Hya	1.9770	4100.0	95	34404	No
152	GOM_NL__2PRFIN20080928_144028_000000442072_00282_34404_9416.N1	28-SEP-2008 14:40:28	Dark	43.500	132	15Rho Pup	2.8030	6900.0	87	34404	No
153	GOM_NL__2PRFIN20080928_144316_000000412072_00282_34404_9417.N1	28-SEP-2008 14:43:16	Dark	40.500	65	Lam Vel	2.2040	4400.0	81	34404	No
154	GOM_NL__2PRFIN20080928_144546_000000402072_00282_34404_9418.N1	28-SEP-2008 14:45:46	Dark	40.000	34	Gam2Vel	1.7930	23000.	80	34404	No
155	GOM_NL__2PRFIN20080928_144925_000000432072_00283_34405_9420.N1	28-SEP-2008 14:49:25	Dark	42.500	161	Tau Pup	2.9310	4500.0	85	34405	No
156	GOM_NL__2PRFIN20080928_145049_000000462072_00283_34405_9421.N1	28-SEP-2008 14:50:49	Dark	46.000	2	Alp Car	-0.73600	7000.0	92	34405	No
157	GOM_NL__2PRFIN20080928_150021_000000382072_00283_34405_9422.N1	28-SEP-2008 15:00:21	Dark	38.000	143	Alp Hyi	2.8570	7200.0	76	34405	No
158	GOM_NL__2PRFIN20080928_150149_000000502072_00283_34405_9423.N1	28-SEP-2008 15:01:49	Dark	50.000	9	Alp Eri	0.45300	24000.	100	34405	No
159	GOM_NL__2PRFIN20080928_150714_000000412072_00283_34405_9424.N1	28-SEP-2008 15:07:14	Straylight	40.500	84	Alp Phe	2.3970	4500.0	81	34405	No
160	GOM_NL__2PRFIN20080928_151415_000000502072_00283_34405_9425.N1	28-SEP-2008 15:14:15	Straylight	49.500	52	16Bet Cet	2.0370	4500.0	99	34405	No

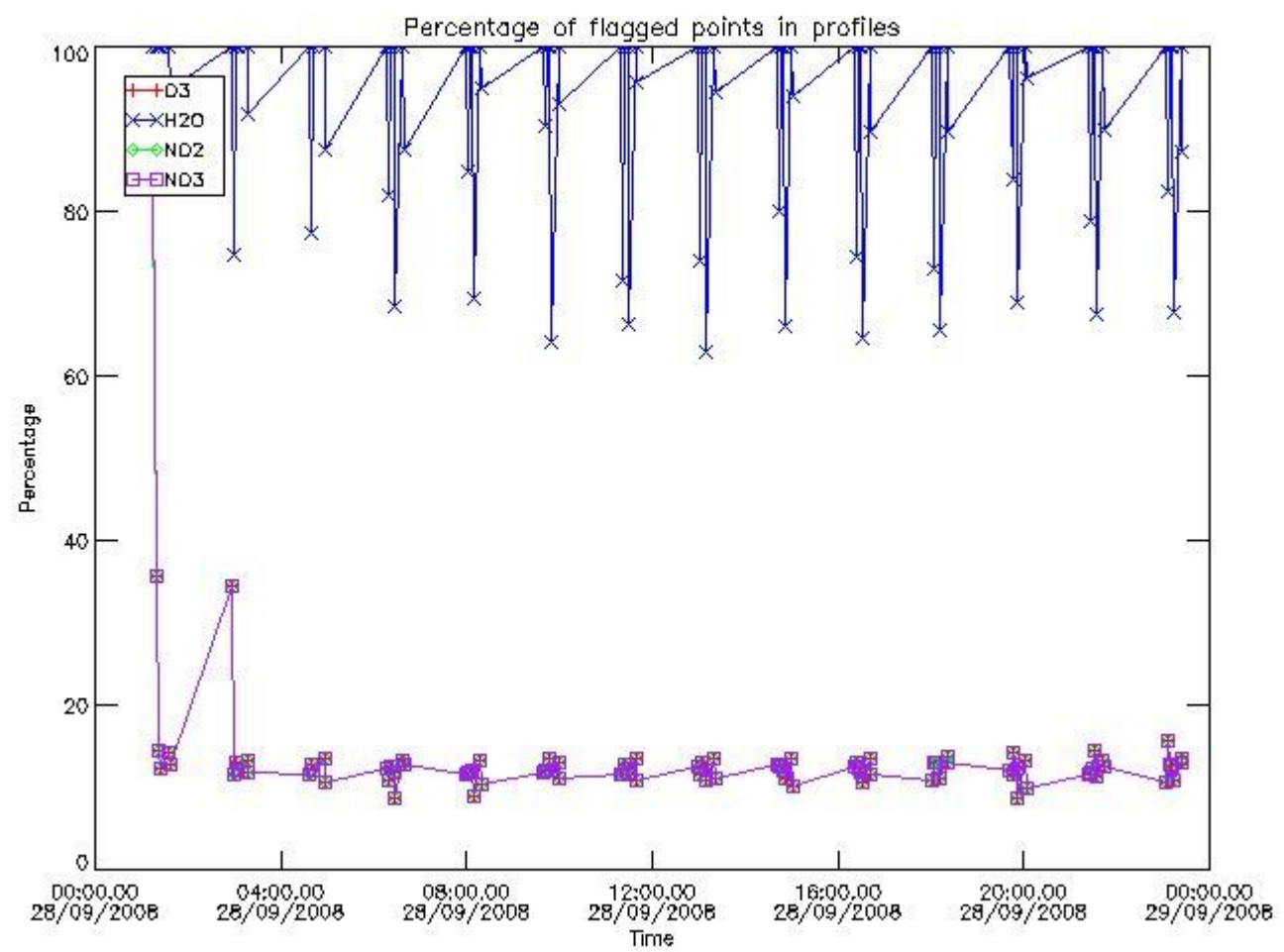
161	GOM_NL__2PRFIN20080928_152428_000000372072_00283_34405_9426.N1	28-SEP-2008 15:24:28	Bright	36.500	90	54Alp Peg	2.4870	11000.	73	34405	No
162	GOM_NL__2PRFIN20080928_152808_000000392072_00283_34405_9427.N1	28-SEP-2008 15:28:08	Bright	38.500	93	53Bet Peg	2.5200	3100.0	77	34405	No
163	GOM_NL__2PRFIN20080928_153741_000000392072_00283_34405_9428.N1	28-SEP-2008 15:37:41	Bright	39.000	74	11Bet Cas	2.2680	6600.0	78	34405	No
164	GOM_NL__2PRFIN20080928_153905_000000412072_00283_34405_9429.N1	28-SEP-2008 15:39:05	Bright	41.000	76	27Gam Cas	2.3000	30000.	82	34405	No
165	GOM_NL__2PRFIN20080928_154530_000000372072_00283_34405_9430.N1	28-SEP-2008 15:45:30	Bright	37.000	49	1Alp UMi	1.9900	6300.0	74	34405	No
166	GOM_NL__2PRFIN20080928_155323_000000362072_00283_34405_9431.N1	28-SEP-2008 15:53:23	Bright	35.500	36	50Alp UMa	1.8000	6300.0	71	34405	No
167	GOM_NL__2PRFIN20080928_155453_000000352072_00283_34405_9432.N1	28-SEP-2008 15:54:53	Bright	35.000	82	48Bet UMa	2.3650	10600.	70	34405	No
168	GOM_NL__2PRFIN20080928_160443_000000352072_00283_34405_9433.N1	28-SEP-2008 16:04:43	Bright	34.500	166	17Eps Leo	2.9800	6000.0	69	34405	No
169	GOM_NL__2PRFIN20080928_161411_000000532072_00283_34405_9434.N1	28-SEP-2008 16:14:11	Twilight	52.500	48	30Alp Hya	1.9770	4100.0	105	34405	No
170	GOM_NL__2PRFIN20080928_162104_000000452072_00283_34405_9435.N1	28-SEP-2008 16:21:04	Dark	44.500	132	15Rho Pup	2.8030	6900.0	89	34405	No
171	GOM_NL__2PRFIN20080928_162352_000000402072_00283_34405_9436.N1	28-SEP-2008 16:23:52	Dark	39.500	65	Lam Vel	2.2040	4400.0	79	34405	No
172	GOM_NL__2PRFIN20080928_162622_000000422072_00283_34405_9437.N1	28-SEP-2008 16:26:22	Dark	41.500	34	Gam2Vel	1.7930	23000.	83	34405	No
173	GOM_NL__2PRFIN20080928_163002_000000432072_00284_34406_9434.N1	28-SEP-2008 16:30:02	Dark	43.000	161	Tau Pup	2.9310	4500.0	86	34406	No
174	GOM_NL__2PRFIN20080928_163126_000000492072_00284_34406_9435.N1	28-SEP-2008 16:31:26	Dark	48.500	2	Alp Car	-0.73600	7000.0	97	34406	No
175	GOM_NL__2PRFIN20080928_164058_000000382072_00284_34406_9436.N1	28-SEP-2008 16:40:58	Dark	37.500	143	Alp Hyi	2.8570	7200.0	75	34406	No
176	GOM_NL__2PRFIN20080928_164225_000000442072_00284_34406_9437.N1	28-SEP-2008 16:42:25	Dark	44.000	9	Alp Eri	0.45300	24000.	88	34406	No
177	GOM_NL__2PRFIN20080928_164750_000000402072_00284_34406_9438.N1	28-SEP-2008 16:47:50	Straylight	40.000	84	Alp Phe	2.3970	4500.0	80	34406	No
178	GOM_NL__2PRFIN20080928_165451_000000512072_00284_34406_9439.N1	28-SEP-2008 16:54:51	Straylight	50.500	52	16Bet Cet	2.0370	4500.0	101	34406	No
179	GOM_NL__2PRFIN20080928_170504_000000372072_00284_34406_9440.N1	28-SEP-2008 17:05:04	Bright	37.000	90	54Alp Peg	2.4870	11000.	74	34406	No
180	GOM_NL__2PRFIN20080928_170844_000000392072_00284_34406_9441.N1	28-SEP-2008 17:08:44	Bright	38.500	93	53Bet Peg	2.5200	3100.0	77	34406	No
181	GOM_NL__2PRFIN20080928_171816_000000392072_00284_34406_9442.N1	28-SEP-2008 17:18:16	Bright	38.500	74	11Bet Cas	2.2680	6600.0	77	34406	No
182	GOM_NL__2PRFIN20080928_171941_000000402072_00284_34406_9443.N1	28-SEP-2008 17:19:41	Bright	39.500	76	27Gam Cas	2.3000	30000.	79	34406	No
183	GOM_NL__2PRFIN20080928_172606_000000362072_00284_34406_9444.N1	28-SEP-2008 17:26:06	Bright	35.500	49	1Alp UMi	1.9900	6300.0	71	34406	No
184	GOM_NL__2PRFIN20080928_173359_000000342072_00284_34406_9445.N1	28-SEP-2008 17:33:59	Bright	33.500	36	50Alp UMa	1.8000	6300.0	67	34406	No
185	GOM_NL__2PRFIN20080928_173529_000000332072_00284_34406_9446.N1	28-SEP-2008 17:35:29	Bright	33.000	82	48Bet UMa	2.3650	10600.	66	34406	No
186	GOM_NL__2PRFIN20080928_174519_000000352072_00284_34406_9447.N1	28-SEP-2008 17:45:19	Bright	34.500	166	17Eps Leo	2.9800	6000.0	69	34406	No
187	GOM_NL__2PRFIN20080928_175448_000000452072_00284_34406_9448.N1	28-SEP-2008 17:54:48	Twilight	44.500	48	30Alp Hya	1.9770	4100.0	89	34406	No
188	GOM_NL__2PRFIN20080928_180141_000000472072_00284_34406_9449.N1	28-SEP-2008 18:01:41	Dark	46.500	132	15Rho Pup	2.8030	6900.0	93	34406	No
189	GOM_NL__2PRFIN20080928_180429_000000402072_00284_34406_9450.N1	28-SEP-2008 18:04:29	Dark	39.500	65	Lam Vel	2.2040	4400.0	79	34406	No
190	GOM_NL__2PRFIN20080928_180659_000000402072_00284_34406_9451.N1	28-SEP-2008 18:06:59	Dark	39.500	34	Gam2Vel	1.7930	23000.	79	34406	No
191	GOM_NL__2PRFIN20080928_181039_000000452072_00285_34407_9447.N1	28-SEP-2008 18:10:39	Dark	44.500	161	Tau Pup	2.9310	4500.0	89	34407	No
192	GOM_NL__2PRFIN20080928_181203_000000462072_00285_34407_9448.N1	28-SEP-2008 18:12:03	Dark	45.500	2	Alp Car	-0.73600	7000.0	91	34407	No
193	GOM_NL__2PRFIN20080928_182134_000000372072_00285_34407_9449.N1	28-SEP-2008 18:21:34	Dark	37.000	143	Alp Hyi	2.8570	7200.0	74	34407	No
194	GOM_NL__2PRFIN20080928_182302_000000392072_00285_34407_9450.N1	28-SEP-2008 18:23:02	Dark	39.000	9	Alp Eri	0.45300	24000.	78	34407	No
195	GOM_NL__2PRFIN20080928_182826_000000412072_00285_34407_9451.N1	28-SEP-2008 18:28:26	Straylight	41.000	84	Alp Phe	2.3970	4500.0	82	34407	No
196	GOM_NL__2PRFIN20080928_183527_000000502072_00285_34407_9452.N1	28-SEP-2008 18:35:27	Straylight	50.000	52	16Bet Cet	2.0370	4500.0	100	34407	No
197	GOM_NL__2PRFIN20080928_184540_000000372072_00285_34407_9453.N1	28-SEP-2008 18:45:40	Bright	36.500	90	54Alp Peg	2.4870	11000.	73	34407	No
198	GOM_NL__2PRFIN20080928_184920_000000362072_00285_34407_9454.N1	28-SEP-2008 18:49:20	Bright	36.000	93	53Bet Peg	2.5200	3100.0	72	34407	No
199	GOM_NL__2PRFIN20080928_185852_000000392072_00285_34407_9455.N1	28-SEP-2008 18:58:52	Bright	39.000	74	11Bet Cas	2.2680	6600.0	78	34407	No
200	GOM_NL__2PRFIN20080928_190016_000000402072_00285_34407_9456.N1	28-SEP-2008 19:00:16	Bright	40.000	76	27Gam Cas	2.3000	30000.	80	34407	No
201	GOM_NL__2PRFIN20080928_190642_000000362072_00285_34407_9457.N1	28-SEP-2008 19:06:42	Bright	36.000	49	1Alp UMi	1.9900	6300.0	72	34407	No
202	GOM_NL__2PRFIN20080928_191435_000000382072_00285_34407_9458.N1	28-SEP-2008 19:14:35	Bright	37.500	36	50Alp UMa	1.8000	6300.0	75	34407	No
203	GOM_NL__2PRFIN20080928_191605_000000342072_00285_34407_9459.N1	28-SEP-2008 19:16:05	Bright	34.000	82	48Bet UMa	2.3650	10600.	68	34407	No
204	GOM_NL__2PRFIN20080928_192556_000000342072_00285_34407_9460.N1	28-SEP-2008 19:25:56	Bright	34.000	166	17Eps Leo	2.9800	6000.0	68	34407	No
205	GOM_NL__2PRFIN20080928_193524_000000452072_00285_34407_9461.N1	28-SEP-2008 19:35:24	Twilight	45.000	48	30Alp Hya	1.9770	4100.0	90	34407	No
206	GOM_NL__2PRFIN20080928_194218_000000422072_00285_34407_9462.N1	28-SEP-2008 19:42:18	Dark	42.000	132	15Rho Pup	2.8030	6900.0	84	34407	No
207	GOM_NL__2PRFIN20080928_194505_000000442072_00285_34407_9463.N1	28-SEP-2008 19:45:05	Dark	44.000	65	Lam Vel	2.2040	4400.0	88	34407	No
208	GOM_NL__2PRFIN20080928_194736_000000402072_00285_34407_9464.N1	28-SEP-2008 19:47:36	Dark	39.500	34	Gam2Vel	1.7930	23000.	79	34407	No
209	GOM_NL__2PRFIN20080928_195116_000000422072_00286_34408_9462.N1	28-SEP-2008 19:51:16	Dark	41.500	161	Tau Pup	2.9310	4500.0	83	34408	No
210	GOM_NL__2PRFIN20080928_195240_000000592072_00286_34408_9463.N1	28-SEP-2008 19:52:40	Dark	58.500	2	Alp Car	-0.73600	7000.0	117	34408	No
211	GOM_NL__2PRFIN20080928_200210_000000392072_00286_34408_9464.N1	28-SEP-2008 20:02:10	Dark	38.500	143	Alp Hyi	2.8570	7200.0	77	34408	No
212	GOM_NL__2PRFIN20080928_200338_000000522072_00286_34408_9465.N1	28-SEP-2008 20:03:38	Dark	51.500	9	Alp Eri	0.45300	24000.	103	34408	No
213	GOM_NL__2PRFIN20080928_200903_000000432072_00286_34408_9466.N1	28-SEP-2008 20:09:03	Straylight	42.500	84	Alp Phe	2.3970	4500.0	85	34408	No
214	GOM_NL__2PRFIN20080928_201603_000000502072_00286_34408_9467.N1	28-SEP-2008 20:16:03	Straylight	50.000	52	16Bet Cet	2.0370	4500.0	100	34408	No
215	GOM_NL__2PRFIN20080928_202616_000000382072_00286_34408_9468.N1	28-SEP-2008 20:26:16	Bright	37.500	90	54Alp Peg	2.4870	11000.	75	34408	No
216	GOM_NL__2PRFIN20080928_202956_000000382072_00286_34408_9469.N1	28-SEP-2008 20:29:56	Bright	37.500	93	53Bet Peg	2.5200	3100.0	75	34408	No
217	GOM_NL__2PRFIN20080928_203928_000000392072_00286_34408_9470.N1	28-SEP-2008 20:39:28	Bright	38.500	74	11Bet Cas	2.2680	6600.0	77	34408	No
218	GOM_NL__2PRFIN20080928_204052_000000412072_00286_34408_9471.N1	28-SEP-2008 20:40:52	Bright	40.500	76	27Gam Cas	2.3000	30000.	81	34408	No
219	GOM_NL__2PRFIN20080928_204718_000000362072_00286_34408_9472.N1	28-SEP-2008 20:47:18	Bright	36.000	49	1Alp UMi	1.9900	6300.0	72	34408	No

220	GOM_NL__2PRFIN20080928_205511_000000372072_00286_34408_9473.N1	28-SEP-2008 20:55:11	Bright	36.500	36	50Alp UMa	1.8000	6300.0	73	34408	No
221	GOM_NL__2PRFIN20080928_205641_000000342072_00286_34408_9474.N1	28-SEP-2008 20:56:41	Bright	34.000	82	48Bet UMa	2.3650	10600.	68	34408	No
222	GOM_NL__2PRFIN20080928_210632_000000352072_00286_34408_9475.N1	28-SEP-2008 21:06:32	Bright	34.500	166	17Eps Leo	2.9800	6000.0	69	34408	No
223	GOM_NL__2PRFIN20080928_211600_000000432072_00286_34408_9476.N1	28-SEP-2008 21:16:00	Twilight	43.000	48	30Alp Hya	1.9770	4100.0	86	34408	No
224	GOM_NL__2PRFIN20080928_212255_000000442072_00286_34408_9477.N1	28-SEP-2008 21:22:55	Dark	44.000	132	15Rho Pup	2.8030	6900.0	88	34408	No
225	GOM_NL__2PRFIN20080928_212541_000000432072_00286_34408_9478.N1	28-SEP-2008 21:25:41	Dark	43.000	65	Lam Vel	2.2040	4400.0	86	34408	No
226	GOM_NL__2PRFIN20080928_212812_000000422072_00286_34408_9479.N1	28-SEP-2008 21:28:12	Dark	41.500	34	Gam2Vel	1.7930	23000.	83	34408	No
227	GOM_NL__2PRFIN20080928_213152_000000422072_00287_34409_9474.N1	28-SEP-2008 21:31:52	Dark	42.000	161	Tau Pup	2.9310	4500.0	84	34409	No
228	GOM_NL__2PRFIN20080928_213316_000000452072_00287_34409_9475.N1	28-SEP-2008 21:33:16	Dark	45.000	2	Alp Car	-0.73600	7000.0	90	34409	No
229	GOM_NL__2PRFIN20080928_214247_000000392072_00287_34409_9476.N1	28-SEP-2008 21:42:47	Dark	38.500	143	Alp Hyi	2.8570	7200.0	77	34409	No
230	GOM_NL__2PRFIN20080928_214414_000000452072_00287_34409_9477.N1	28-SEP-2008 21:44:14	Dark	45.000	9	Alp Eri	0.45300	24000.	90	34409	No
231	GOM_NL__2PRFIN20080928_214939_000000412072_00287_34409_9478.N1	28-SEP-2008 21:49:39	Straylight	40.500	84	Alp Phe	2.3970	4500.0	81	34409	No
232	GOM_NL__2PRFIN20080928_215639_000000502072_00287_34409_9479.N1	28-SEP-2008 21:56:39	Straylight	50.000	52	16Bet Cet	2.0370	4500.0	100	34409	No
233	GOM_NL__2PRFIN20080928_220652_000000372072_00287_34409_9480.N1	28-SEP-2008 22:06:52	Bright	36.500	90	54Alp Peg	2.4870	11000.	73	34409	No
234	GOM_NL__2PRFIN20080928_221031_000000382072_00287_34409_9481.N1	28-SEP-2008 22:10:31	Bright	38.000	93	53Bet Peg	2.5200	3100.0	76	34409	No
235	GOM_NL__2PRFIN20080928_222003_000000392072_00287_34409_9482.N1	28-SEP-2008 22:20:03	Bright	39.000	74	11Bet Cas	2.2680	6600.0	78	34409	No
236	GOM_NL__2PRFIN20080928_222128_000000382072_00287_34409_9483.N1	28-SEP-2008 22:21:28	Bright	37.500	76	27Gam Cas	2.3000	30000.	75	34409	No
237	GOM_NL__2PRFIN20080928_222754_000000362072_00287_34409_9484.N1	28-SEP-2008 22:27:54	Bright	35.500	49	1Alp UMi	1.9900	6300.0	71	34409	No
238	GOM_NL__2PRFIN20080928_223547_000000522072_00287_34409_9485.N1	28-SEP-2008 22:35:47	Bright	52.000	36	50Alp UMa	1.8000	6300.0	104	34409	No
239	GOM_NL__2PRFIN20080928_223717_000000332072_00287_34409_9486.N1	28-SEP-2008 22:37:17	Bright	33.000	82	48Bet UMa	2.3650	10600.	66	34409	No
240	GOM_NL__2PRFIN20080928_224708_000000342072_00287_34409_9487.N1	28-SEP-2008 22:47:08	Bright	34.000	166	17Eps Leo	2.9800	6000.0	68	34409	No
241	GOM_NL__2PRFIN20080928_225637_000000472072_00287_34409_9488.N1	28-SEP-2008 22:56:37	Twilight	46.500	48	30Alp Hya	1.9770	4100.0	93	34409	No
242	GOM_NL__2PRFIN20080928_230331_000000492072_00287_34409_9489.N1	28-SEP-2008 23:03:31	Dark	48.500	132	15Rho Pup	2.8030	6900.0	97	34409	No
243	GOM_NL__2PRFIN20080928_230617_000000492072_00287_34409_9490.N1	28-SEP-2008 23:06:17	Dark	49.000	65	Lam Vel	2.2040	4400.0	98	34409	No
244	GOM_NL__2PRFIN20080928_230848_000000402072_00287_34409_9491.N1	28-SEP-2008 23:08:48	Dark	40.000	34	Gam2Vel	1.7930	23000.	80	34409	No
245	GOM_NL__2PRFIN20080928_231229_000000412072_00288_34410_9502.N1	28-SEP-2008 23:12:29	Dark	41.000	161	Tau Pup	2.9310	4500.0	82	34410	No
246	GOM_NL__2PRFIN20080928_231353_000000562072_00288_34410_9503.N1	28-SEP-2008 23:13:53	Dark	56.000	2	Alp Car	-0.73600	7000.0	112	34410	No
247	GOM_NL__2PRFIN20080928_232323_000000382072_00288_34410_9504.N1	28-SEP-2008 23:23:23	Dark	38.000	143	Alp Hyi	2.8570	7200.0	76	34410	No
248	GOM_NL__2PRFIN20080928_232450_000000402072_00288_34410_9505.N1	28-SEP-2008 23:24:50	Dark	39.500	9	Alp Eri	0.45300	24000.	79	34410	No
249	GOM_NL__2PRFIN20080928_233015_000000412072_00288_34410_9506.N1	28-SEP-2008 23:30:15	Straylight	41.000	84	Alp Phe	2.3970	4500.0	82	34410	No
250	GOM_NL__2PRFIN20080928_233715_000000502072_00288_34410_9507.N1	28-SEP-2008 23:37:15	Straylight	49.500	52	16Bet Cet	2.0370	4500.0	99	34410	No
251	GOM_NL__2PRFIN20080928_234728_000000372072_00288_34410_9508.N1	28-SEP-2008 23:47:28	Bright	36.500	90	54Alp Peg	2.4870	11000.	73	34410	No
252	GOM_NL__2PRFIN20080928_235107_000000372072_00288_34410_9509.N1	28-SEP-2008 23:51:07	Bright	37.000	93	53Bet Peg	2.5200	3100.0	74	34410	No

3. Quality information per product

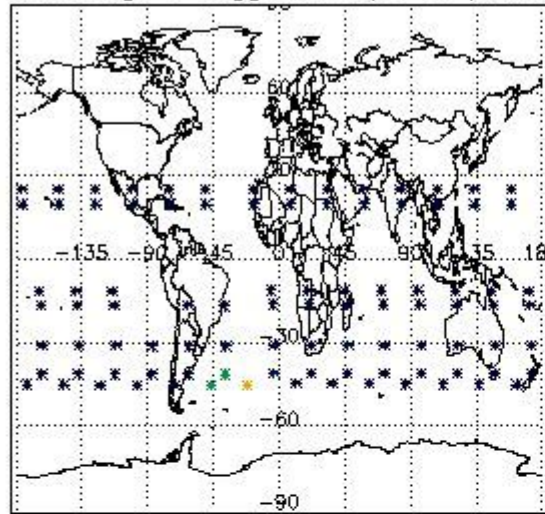
In this section it is plotted some information contained in the Quality Summary data set of the level 2 products. Only products in dark limb conditions and without errors (error flag in the MPH set to "0") are used.

3.1 Plot quality information per product (time dependant)

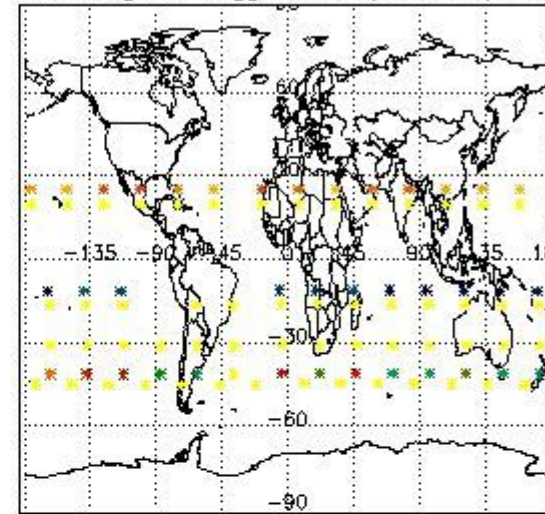


3.2 Plot quality information per product (world map)

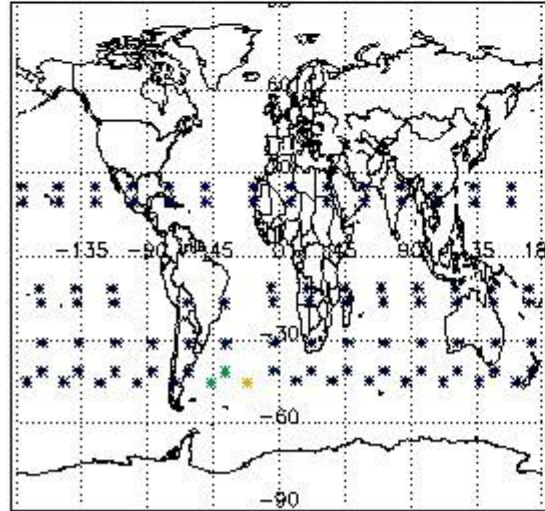
Percentage of flagged data per O3 profile



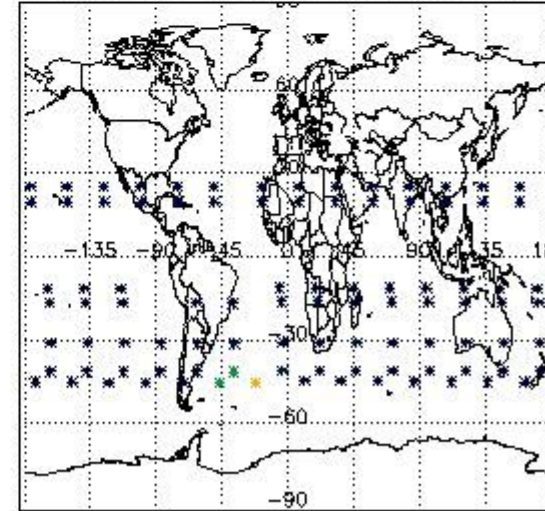
Percentage of flagged data per H2O profile



Percentage of flagged data per NO2 profile



Percentage of flagged data per NO3 profile

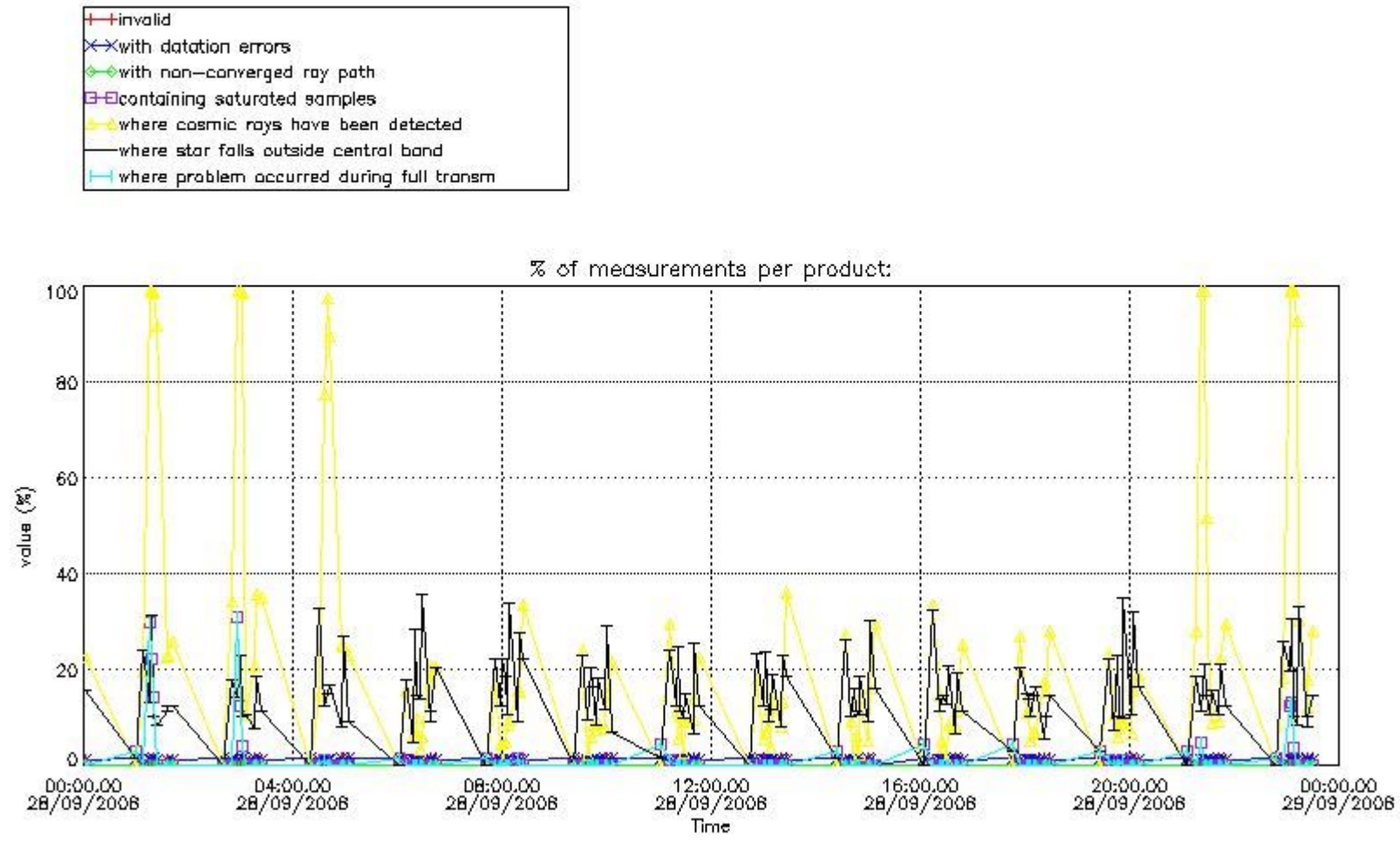


4. Level 1 quality information per product

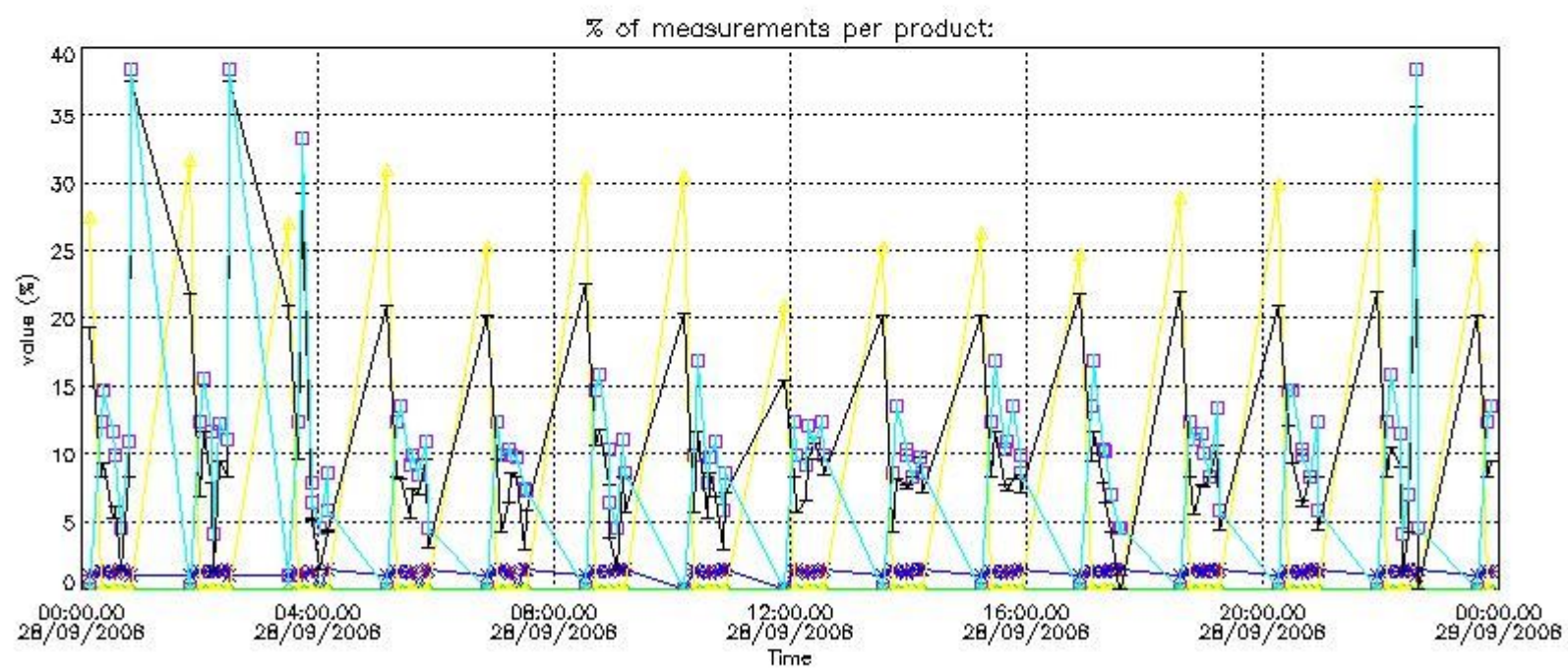
In this section it is plotted some information contained in the Quality Summary data set of the level 2 products that comes from the level 1b processing. Products without errors (error flag in the MPH set to "0") are used.

4.1 Plot quality information per product (time dependant) coming from level 1b processing

4.1.1 Plot level 1 quality information per product (time dependant): ENVISAT ASCENDING passes



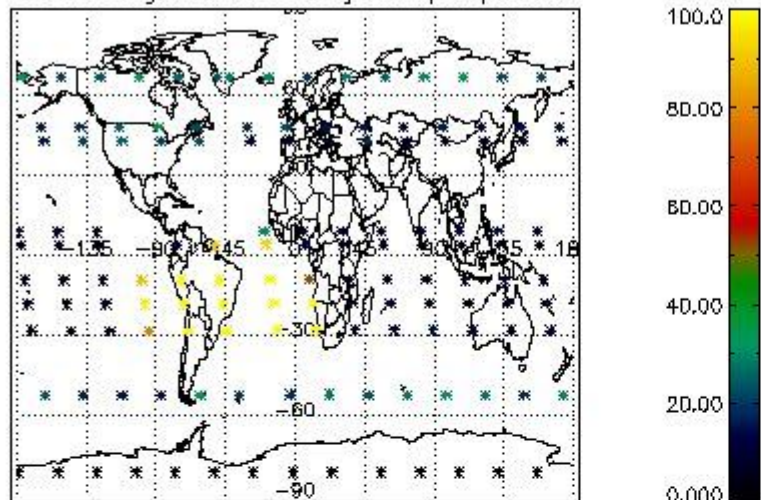
4.1.2 Plot level 1 quality information per product (time dependant): ENVI SAT DESCENDING passes



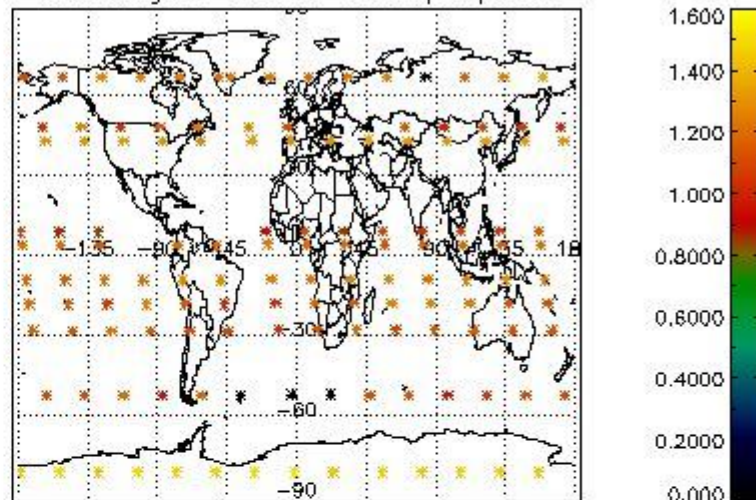
4.2 Plot quality information per product coming from level 1b processing (world map)

4.2.1 Plot level 1 quality information per product (world map): ENVISAT ASCENDING passes

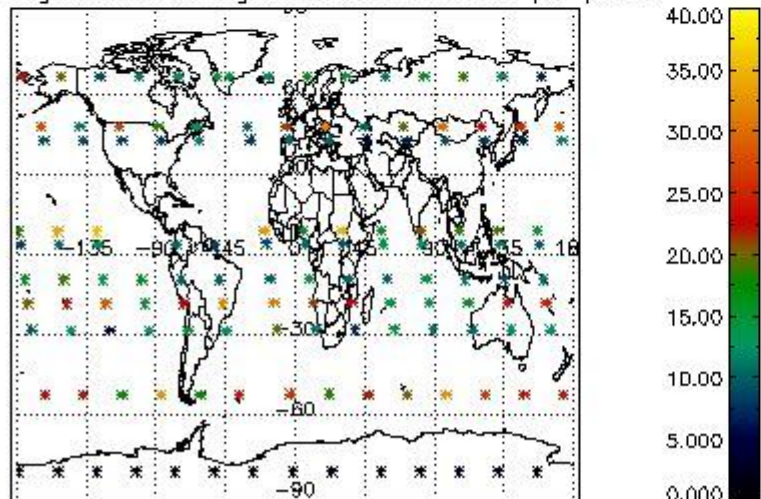
Percentage of cosmic ray hits per profile



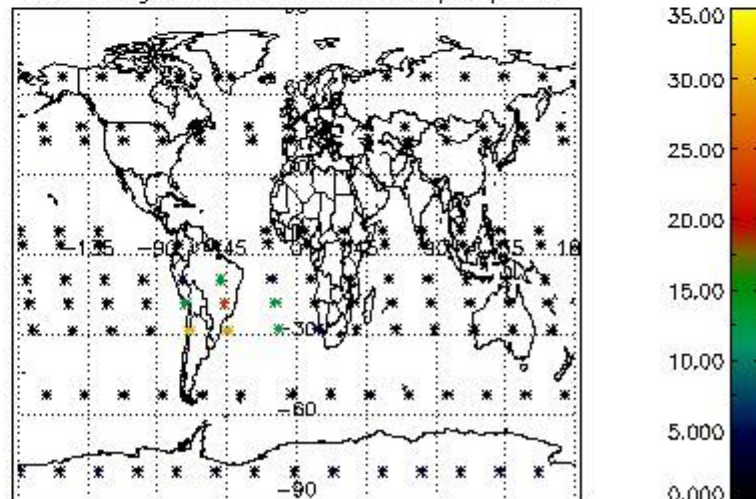
Percentage of datation errors per profile



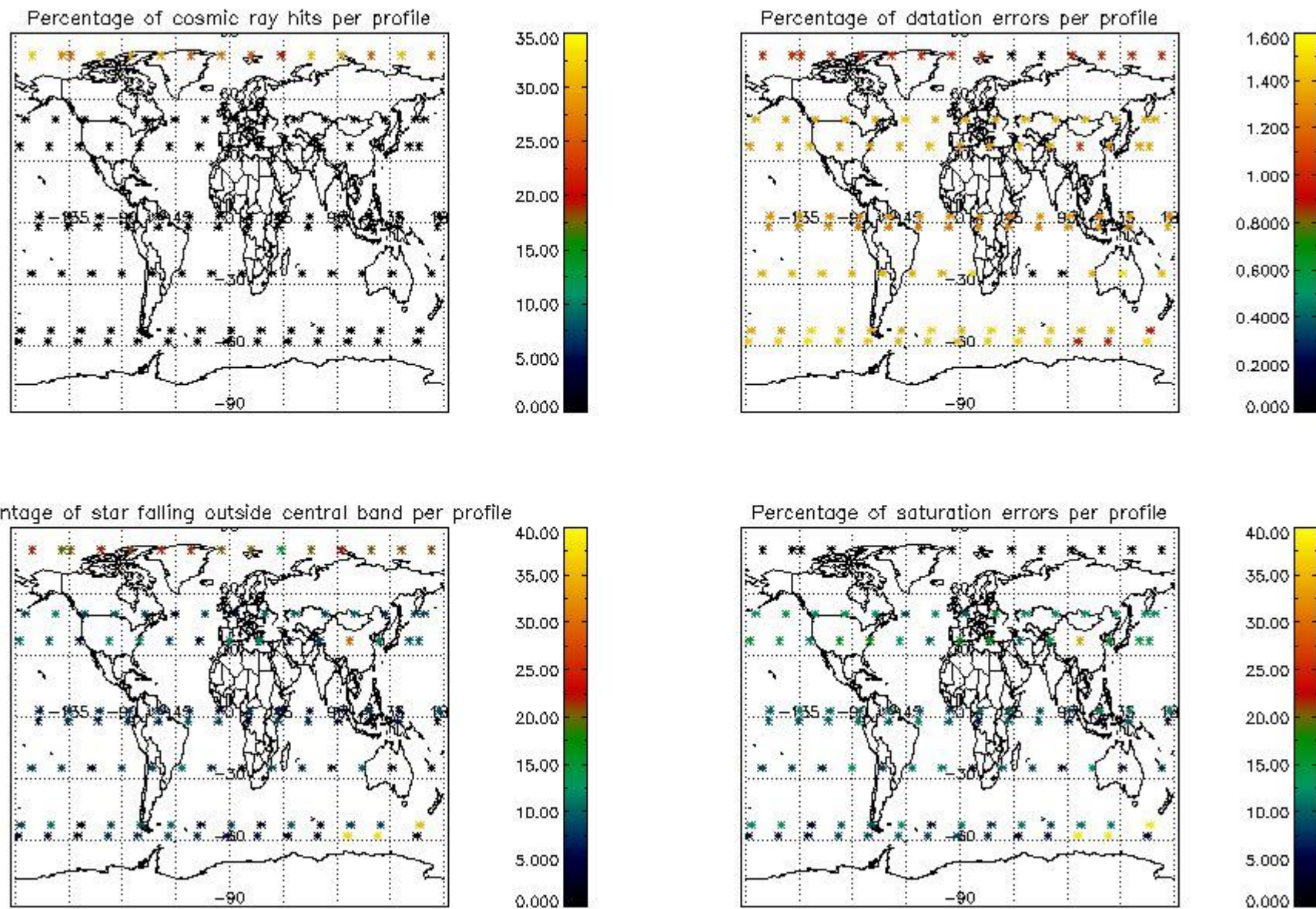
Percentage of star falling outside central band per profile



Percentage of saturation errors per profile



4.2.2 Plot level 1 quality information per product (world map): ENVISAT DESCENDING passes



5. Trace gas profiles

5.1 Ozone statistics based on quality of products

The final quality of the products can be "measured" using the STD (Standard Deviation) attached to every point profile. This information is written to the parameter GOM_NL__2P/NL_LOCAL_SPECIES_DENSITY/o3_std of the level 2 products. The table below shows the statistics for given STD ranges.

The statistics are given with respect to the overall valid production:

- Products without fatal errors: GOM_NL__2P/MPH/PRODUCT_ERR=0
- Valid point profile: GOM_NL__2P/NL_LOCAL_SPECIES_DENSITY/pcd(0)=0

The 'Criteria' is applied to valid points of dark limb products:

- Products in dark limb illumination condition: GOM_NL__2P/NL_SUMMARY_QUALITY/obs_ill_cond=0
- Products without fatal errors: GOM_NL__2P/MPH/PRODUCT_ERR=0
- Valid point profile: GOM_NL__2P/NL_LOCAL_SPECIES_DENSITY/pcd(0)=0

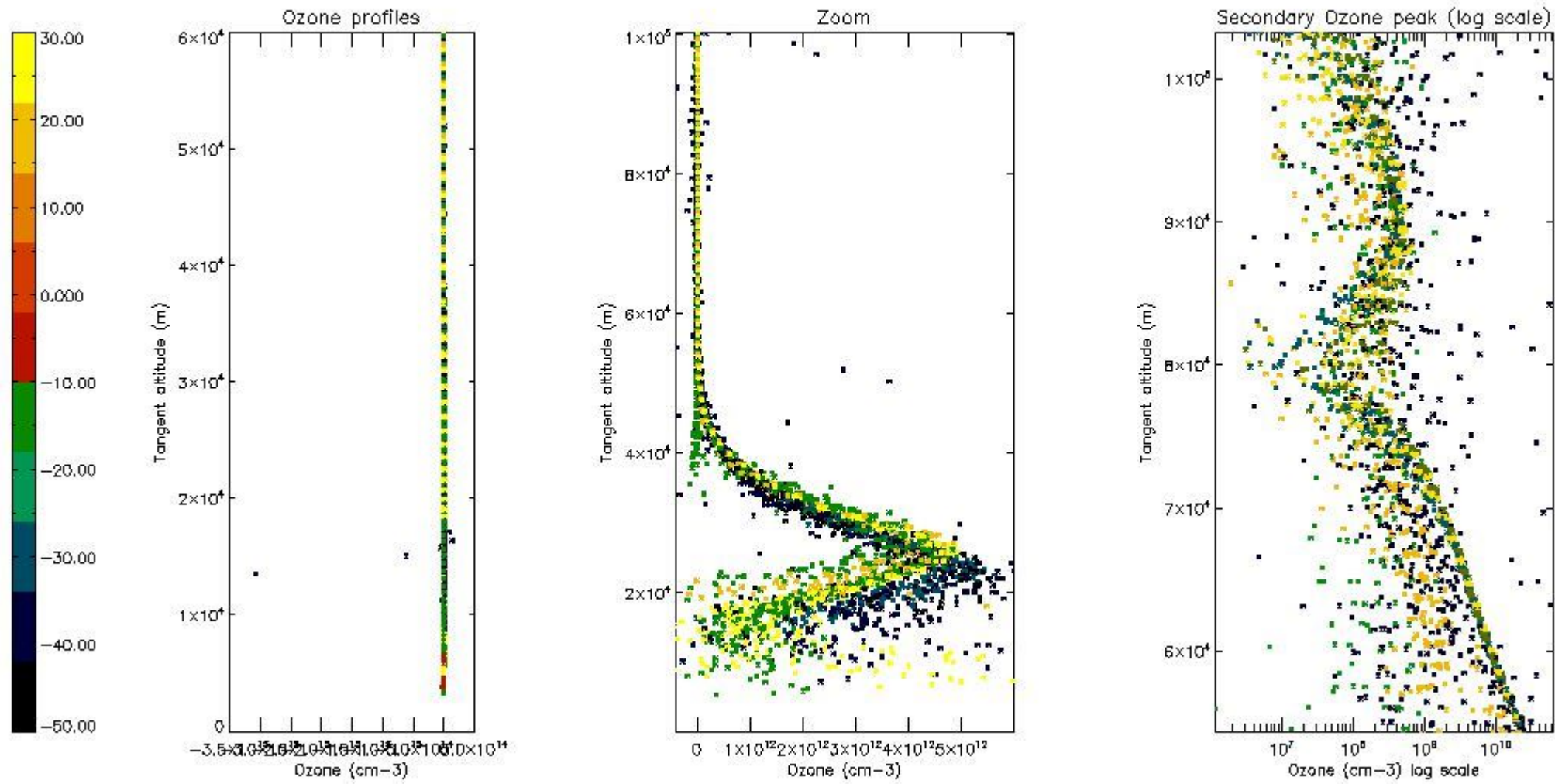
So, the table below shows the percentage of dark limb and valid observations for each criteria with respect to the overall valid daily observations.

Criteria	% of total production
All STD	40
STD < 20	19

STD < 10	13
STD < 5	9

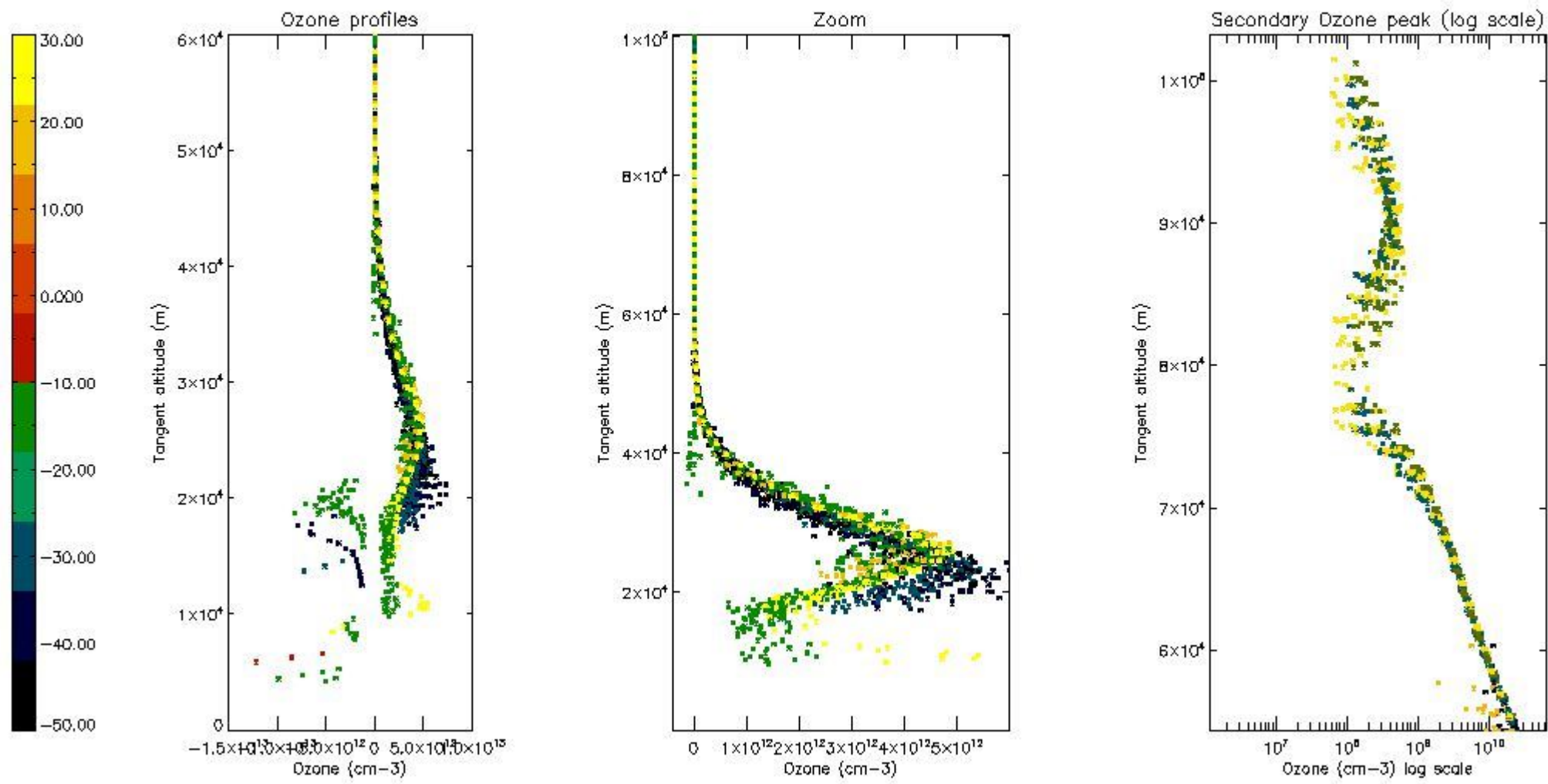
5.2 Plot ozone profiles for all STD (dark without errors)

The colorbar represents the latitude.



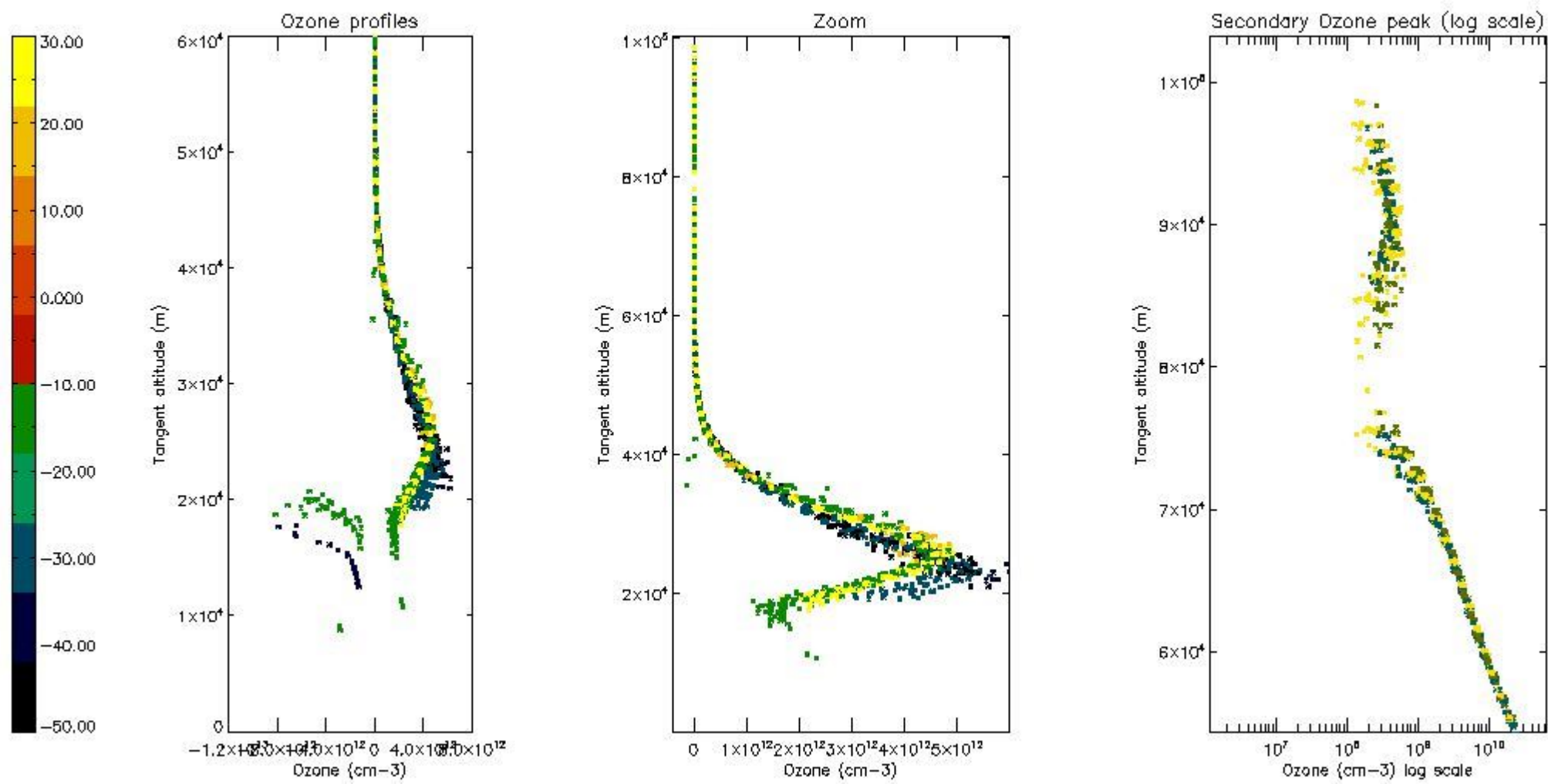
5.3 Plot ozone profiles where STD < 20% (dark without errors)

The colorbar represents the latitude.



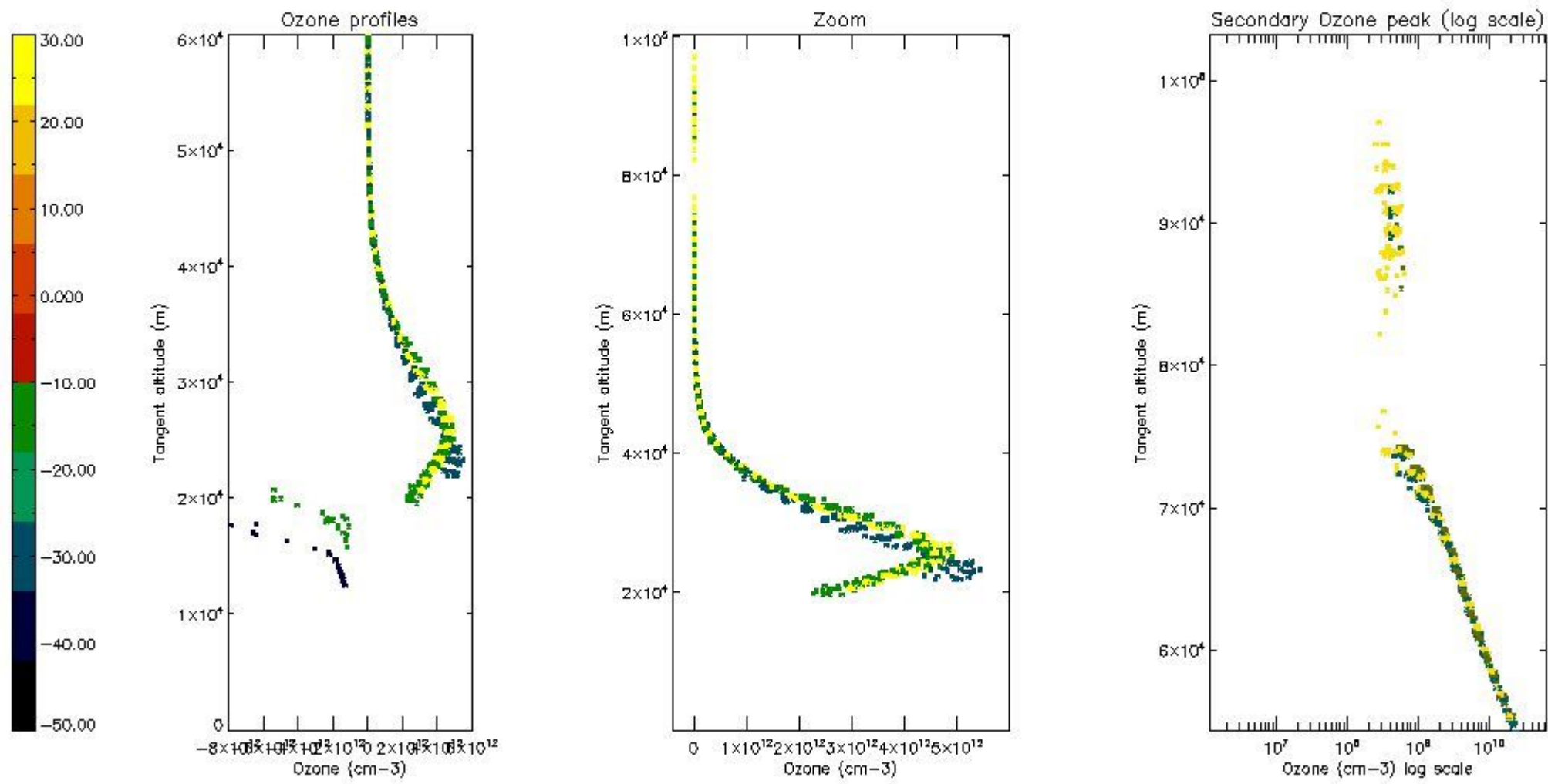
5.4 Plot ozone profiles where STD < 10% (dark without errors)

The colorbar represents the latitude.



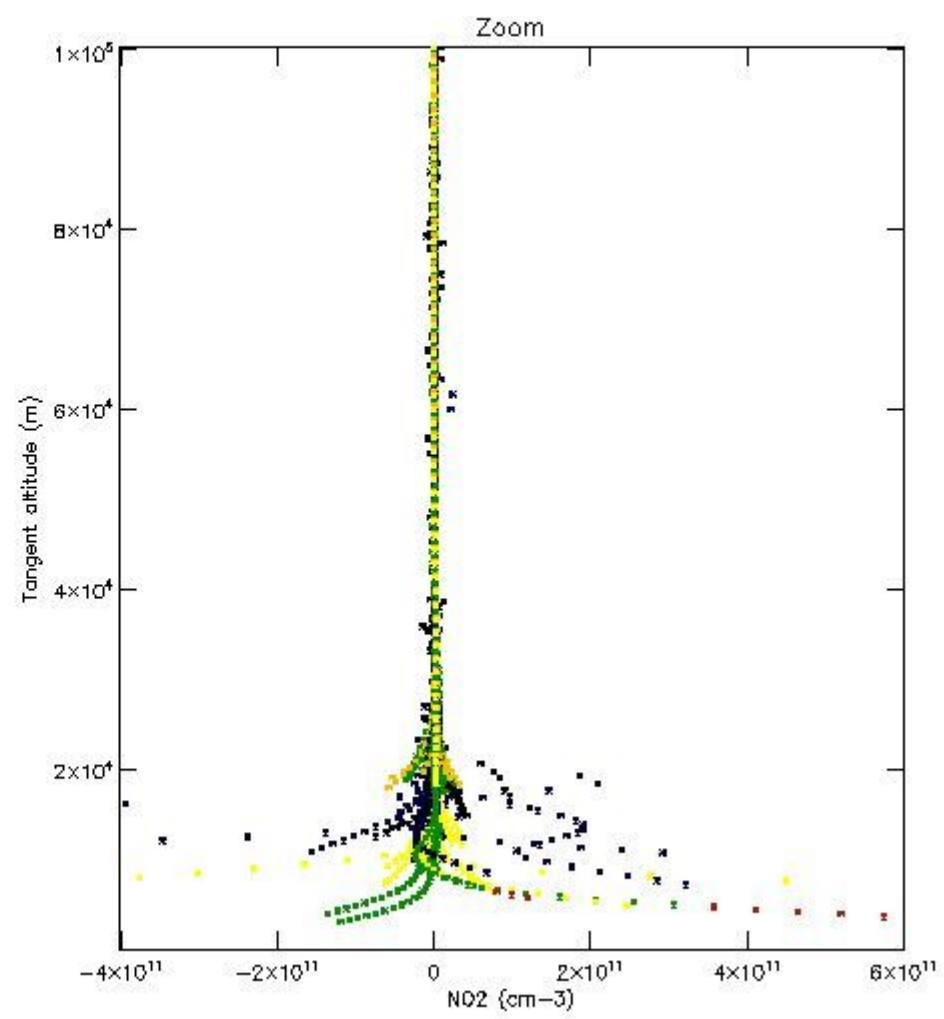
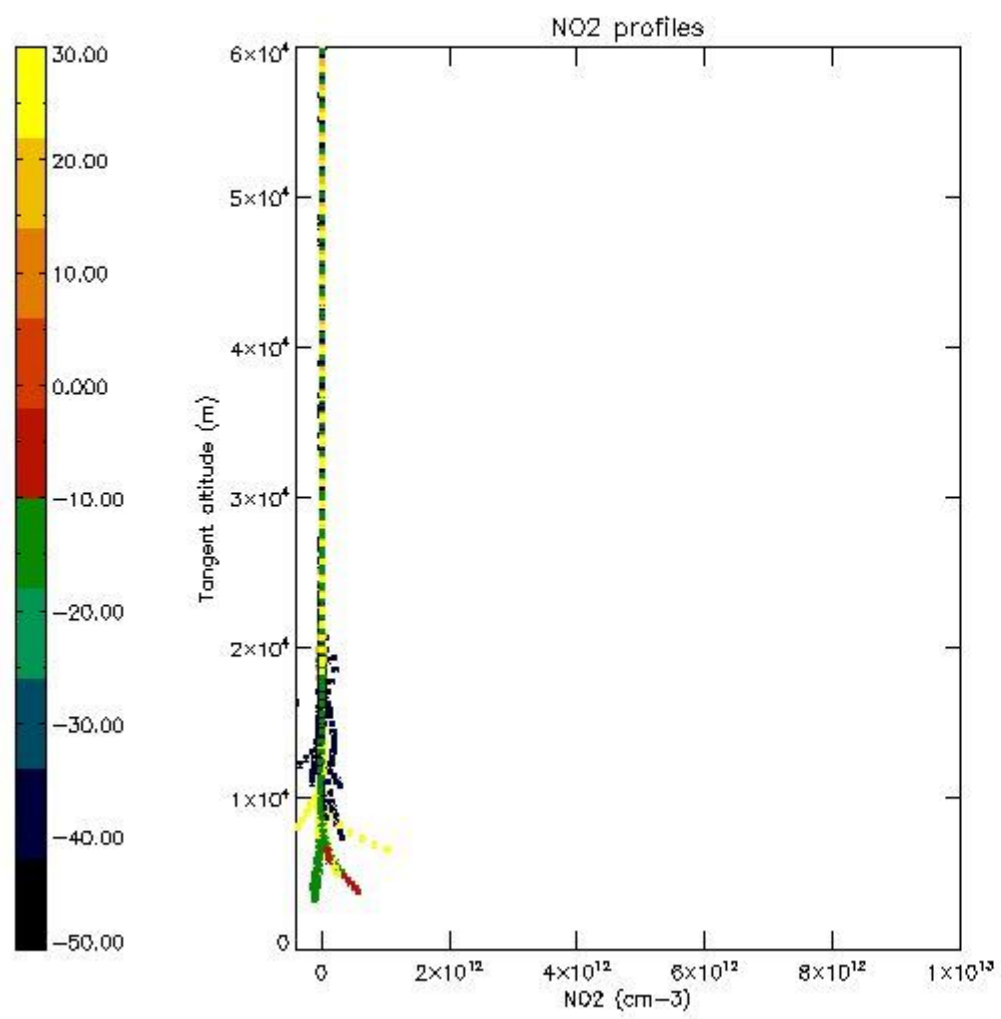
5.5 Plot ozone profiles where STD < 5% (dark without errors)

The colorbar represents the latitude.



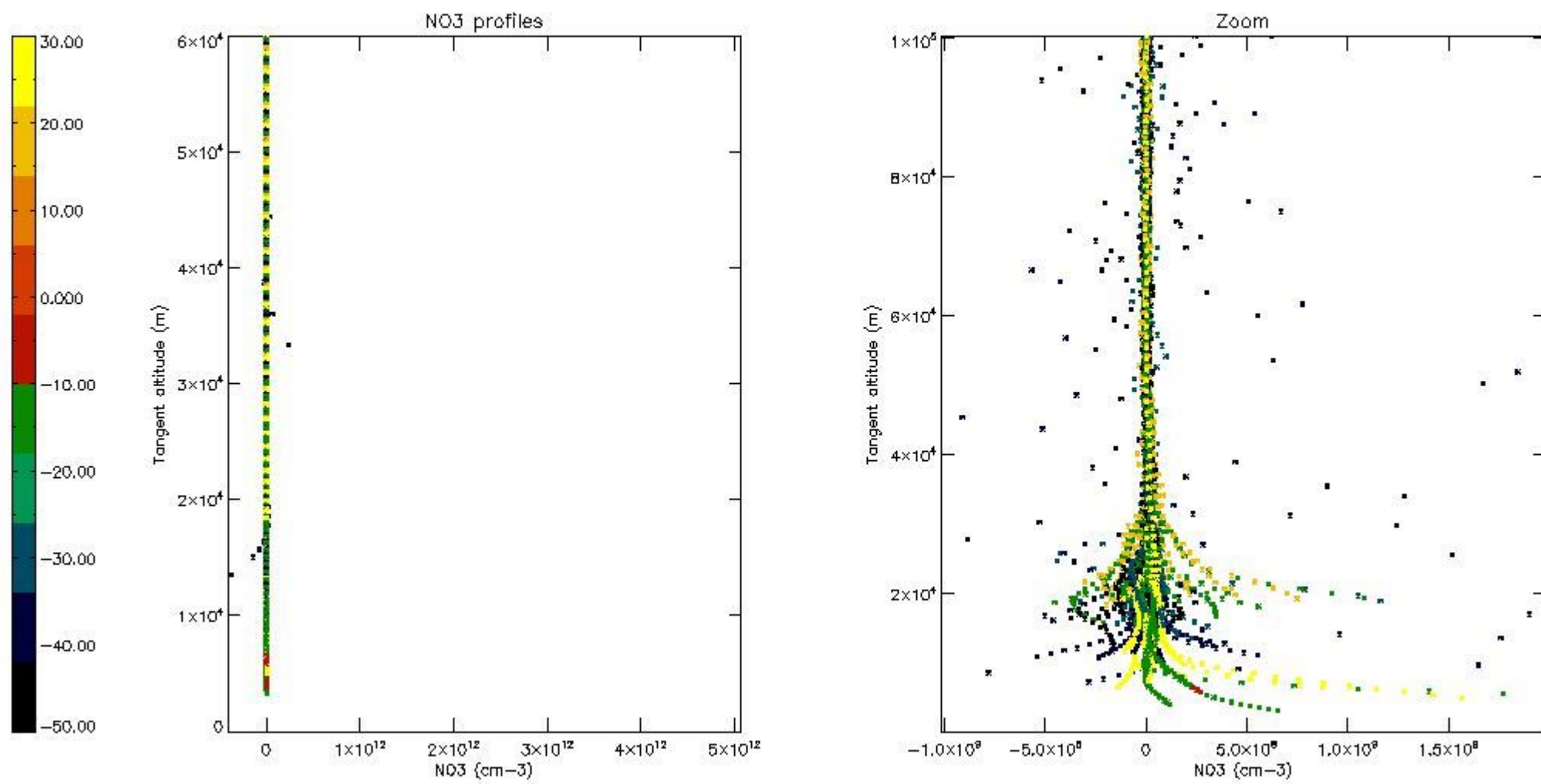
5.6 Plot NO₂ profiles for all STD (dark without errors)

The colorbar represents the latitude.



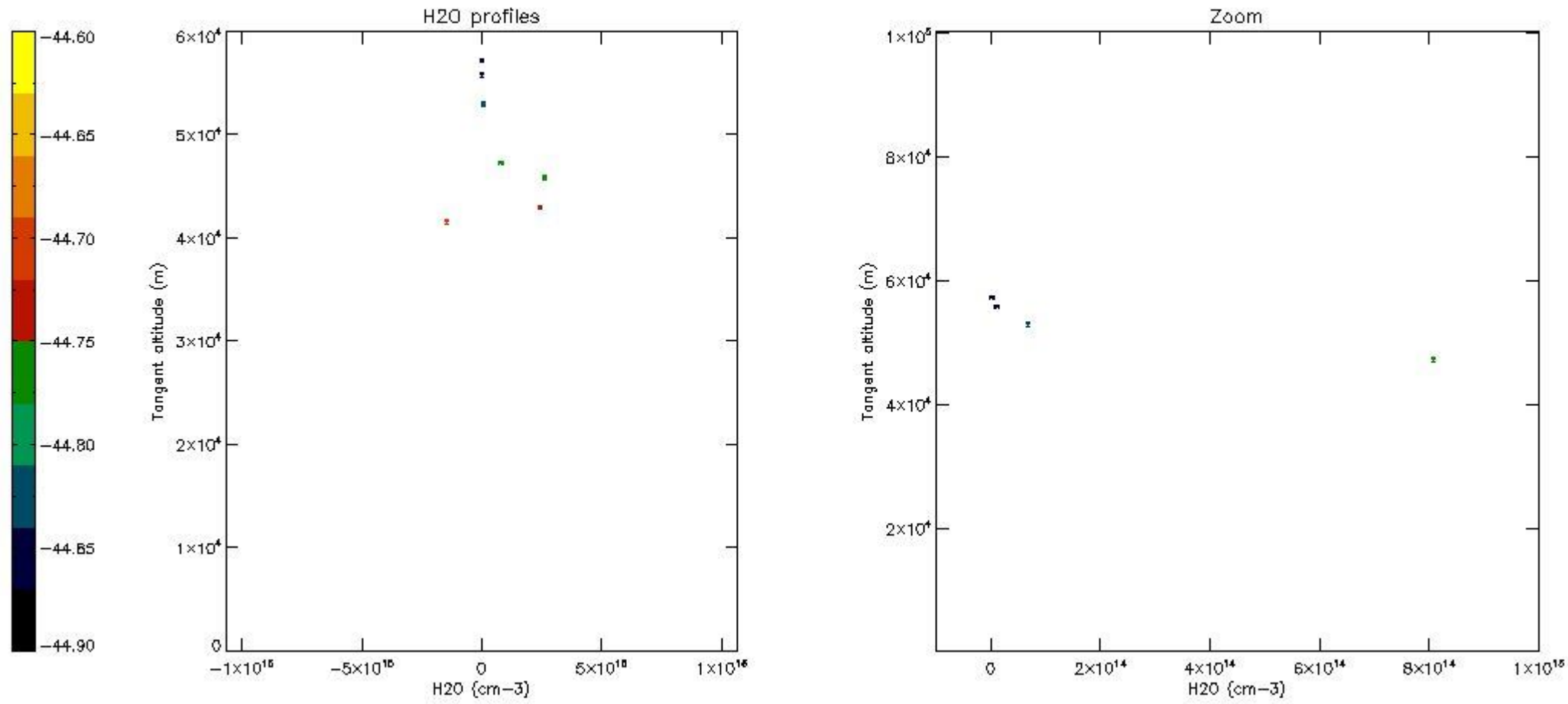
5.7 Plot NO3 profiles for all STD (dark without errors)

The colorbar represents the latitude.



5.8 Plot H2O profiles for all STD (only for occultations of stars 1,2,3,4,13,14,16,26,63 dark without errors)

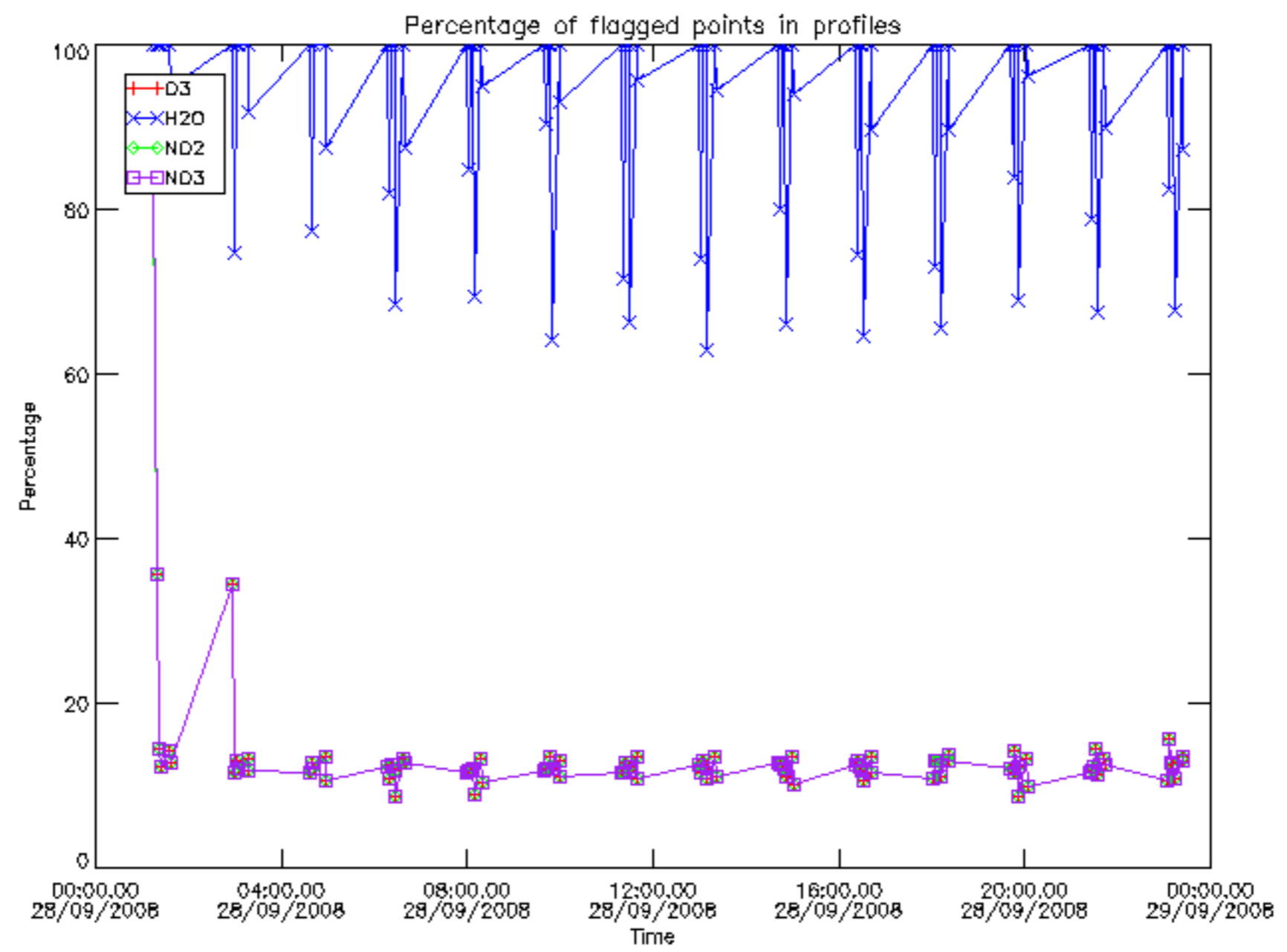
The colorbar represents the latitude.



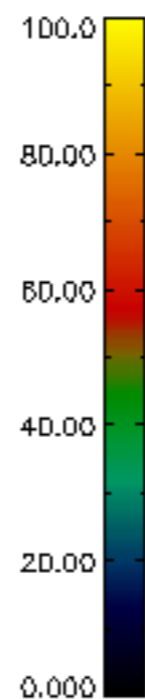
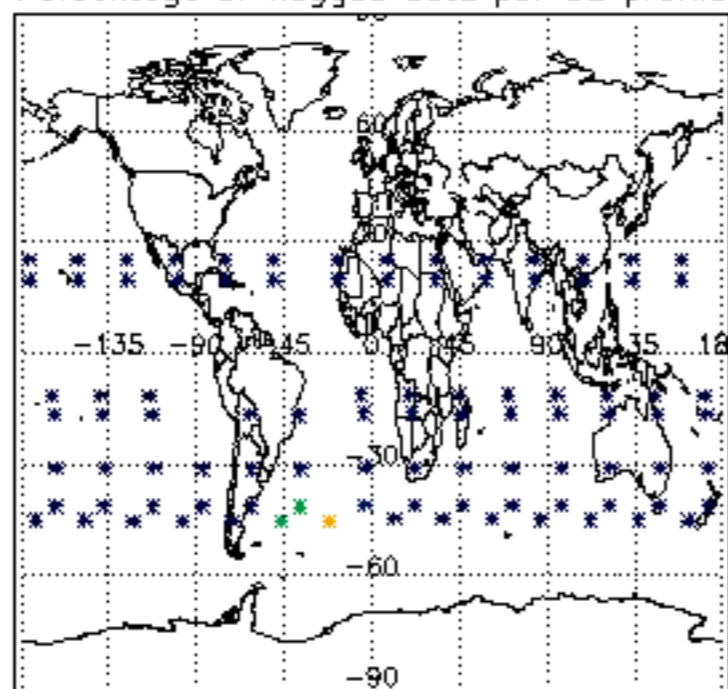
6. Auxiliary Data Files used for the production reported in section 2

The number reported in the third column indicates since which file (see list in section 2) the corresponding auxiliary file has been used. The fourth column is the date of those product files.

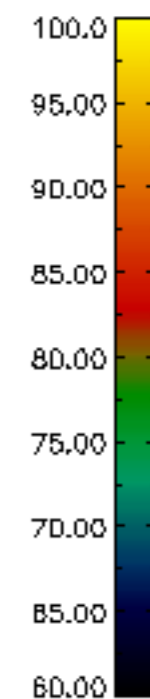
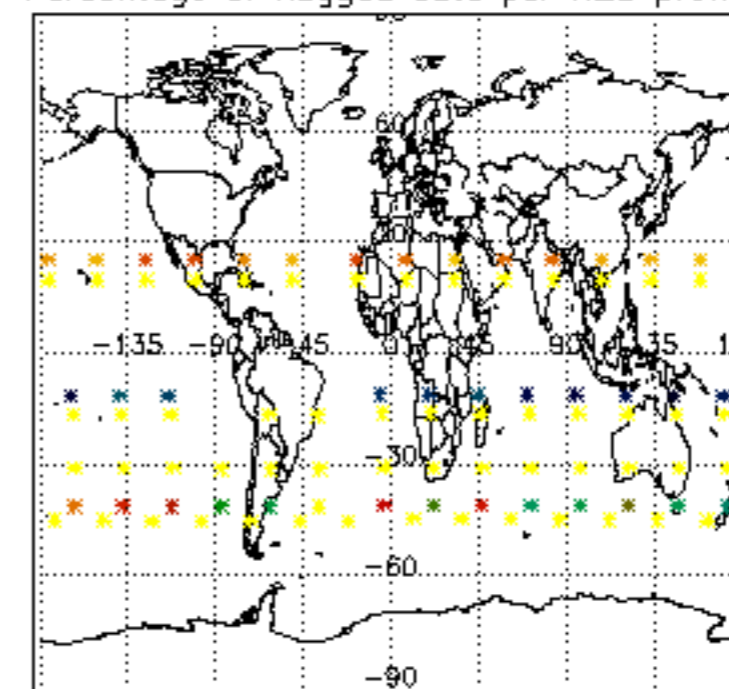
Type	Auxiliary Filename	Used since product	Used since product date
INST_PHYS_CHARACTERISTICS	GOM_INS_AXVIEC20091111_143220_20030716_120000_20500101_000000	1	28-SEP-2008 00:01:48
LEVEL-2_PROC_CONFIG	GOM_PR2_AXVIEC20091111_152718_20020301_000000_20500101_000000	1	28-SEP-2008 00:01:48
CROSS_SECTIONS_FILE	GOM_CRS_AXVIEC20091111_154832_20020301_000000_20500101_000000	1	28-SEP-2008 00:01:48



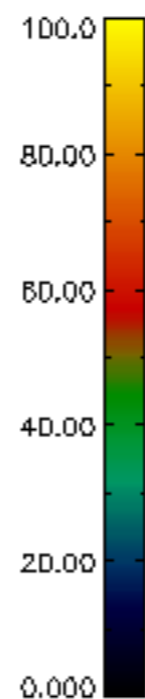
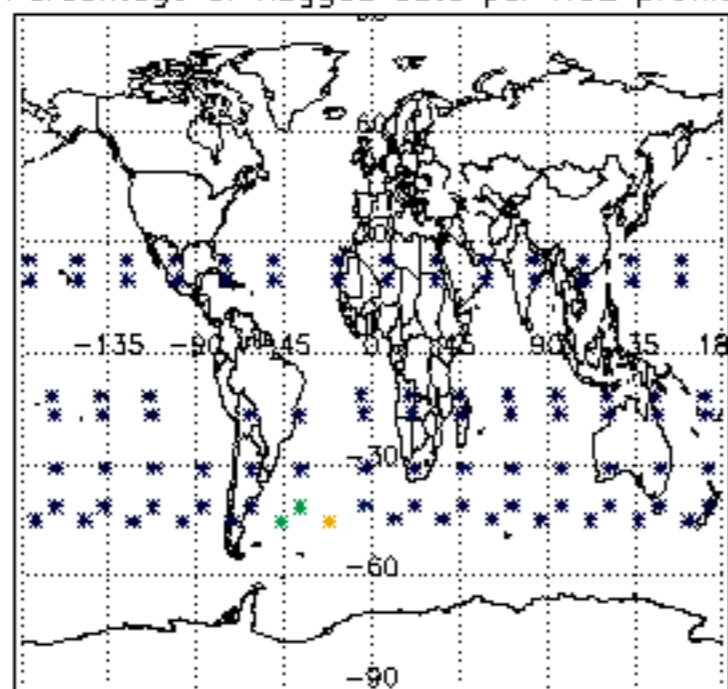
Percentage of flagged data per D3 profile



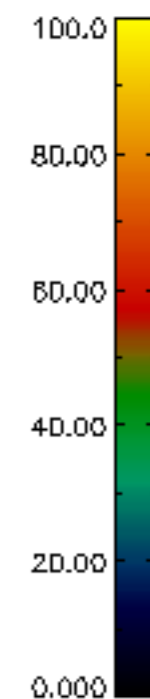
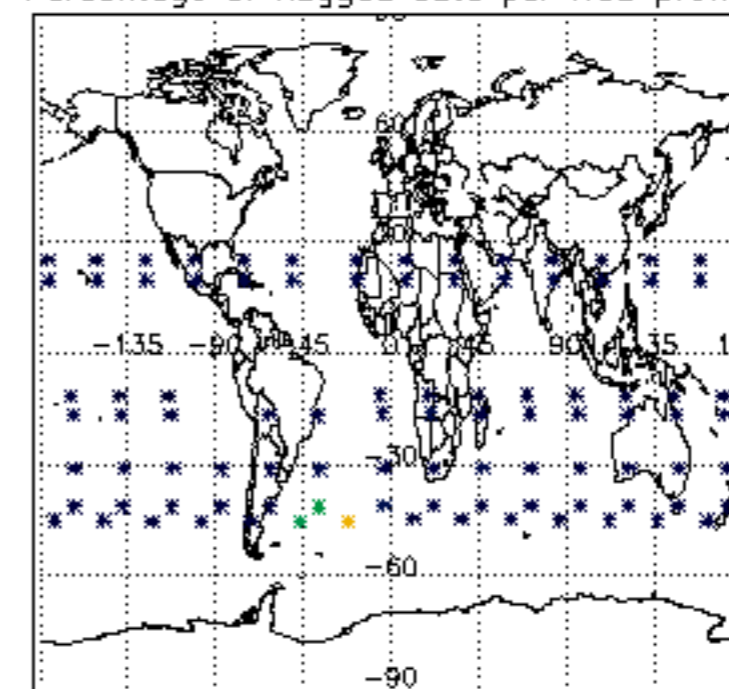
Percentage of flagged data per H2O profile

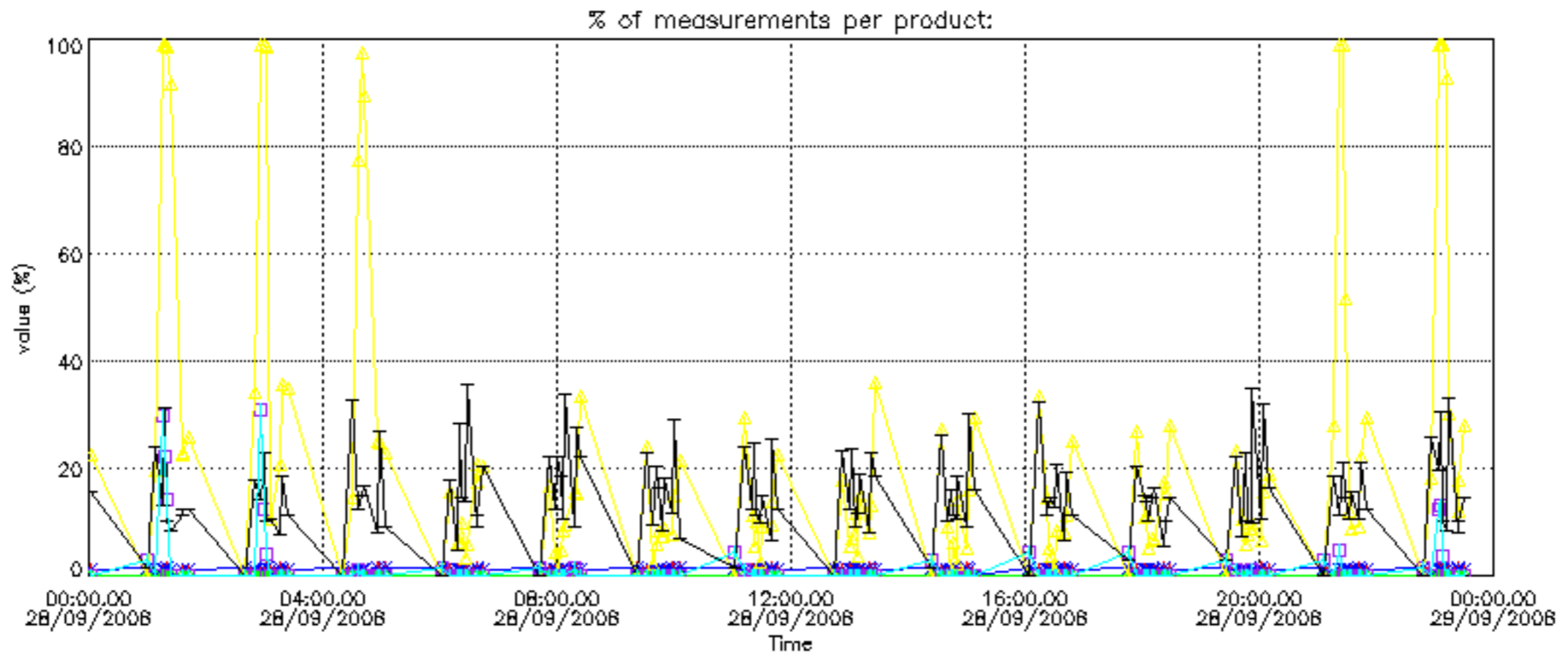


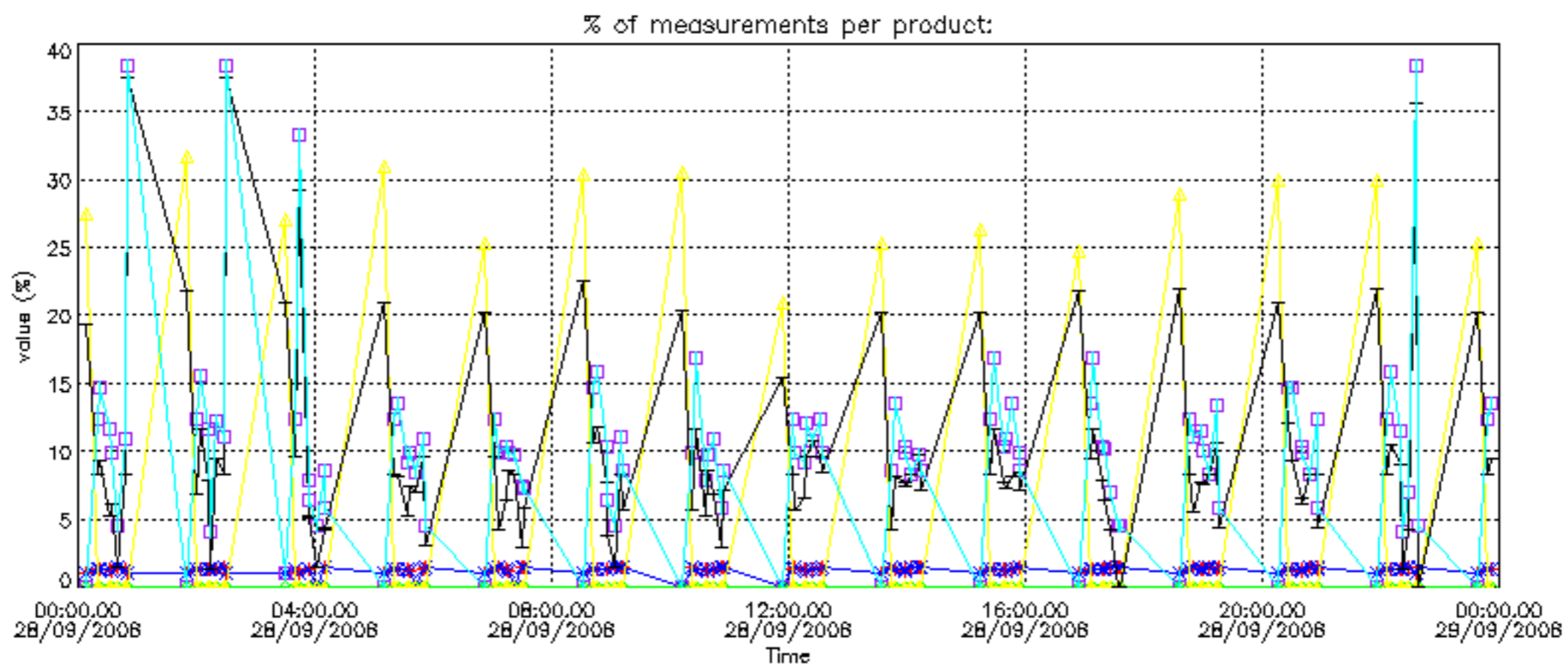
Percentage of flagged data per NO2 profile



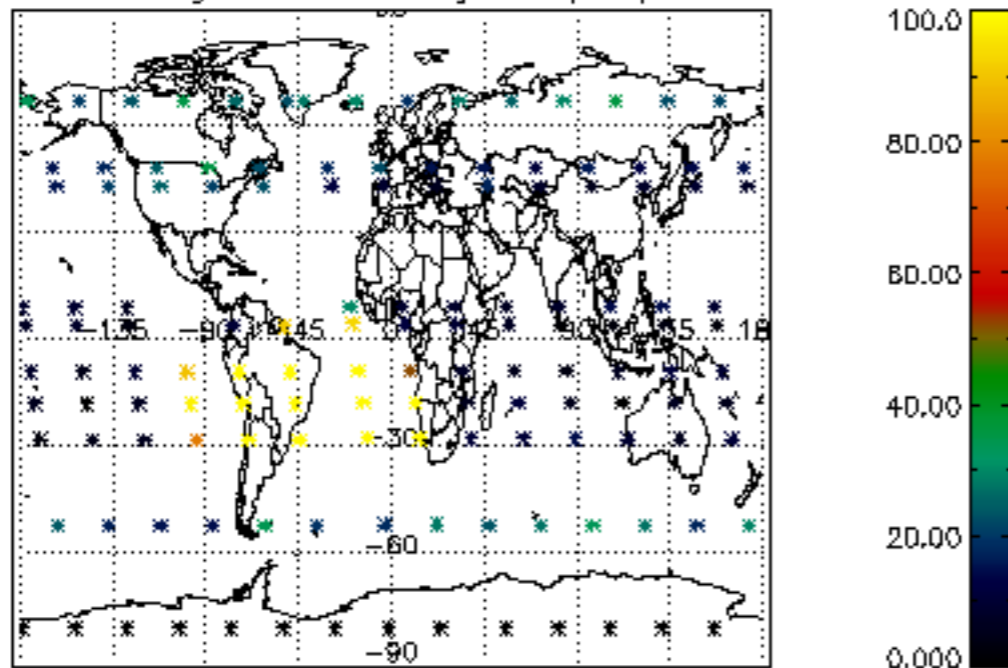
Percentage of flagged data per NO3 profile



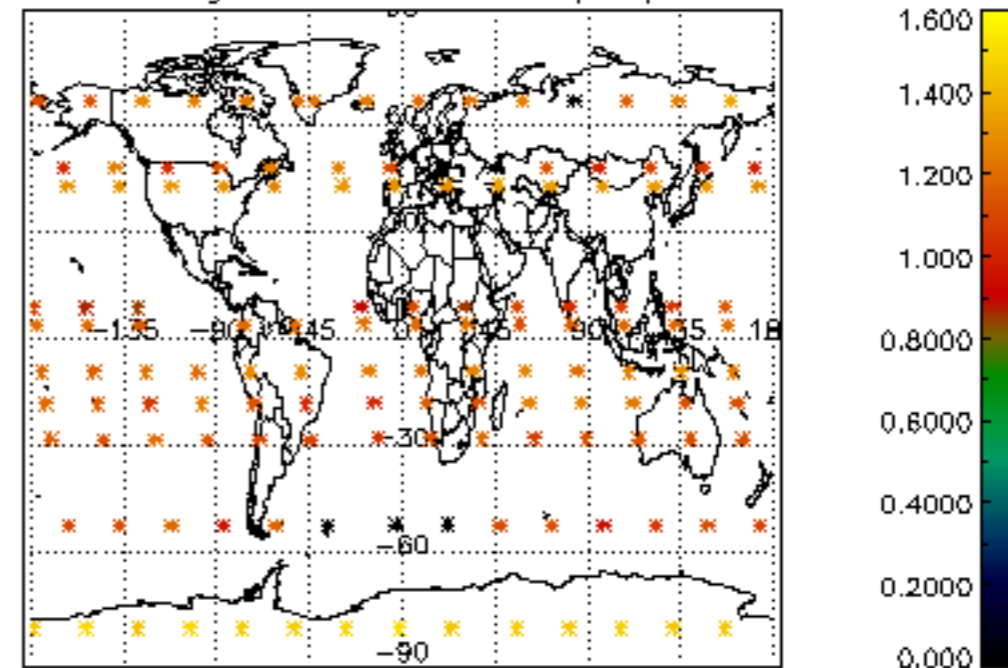




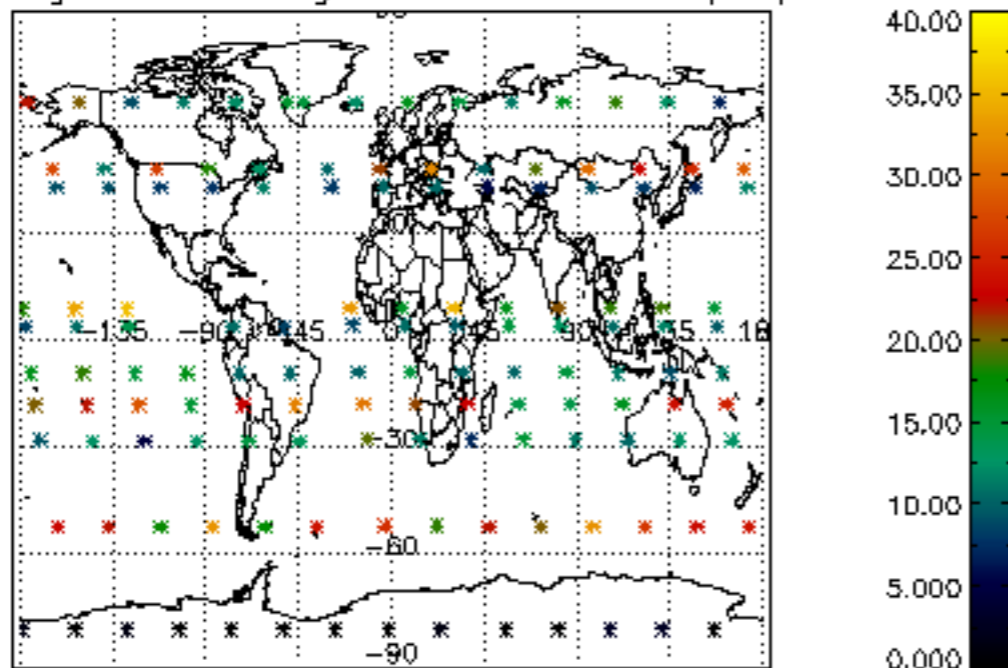
Percentage of cosmic ray hits per profile



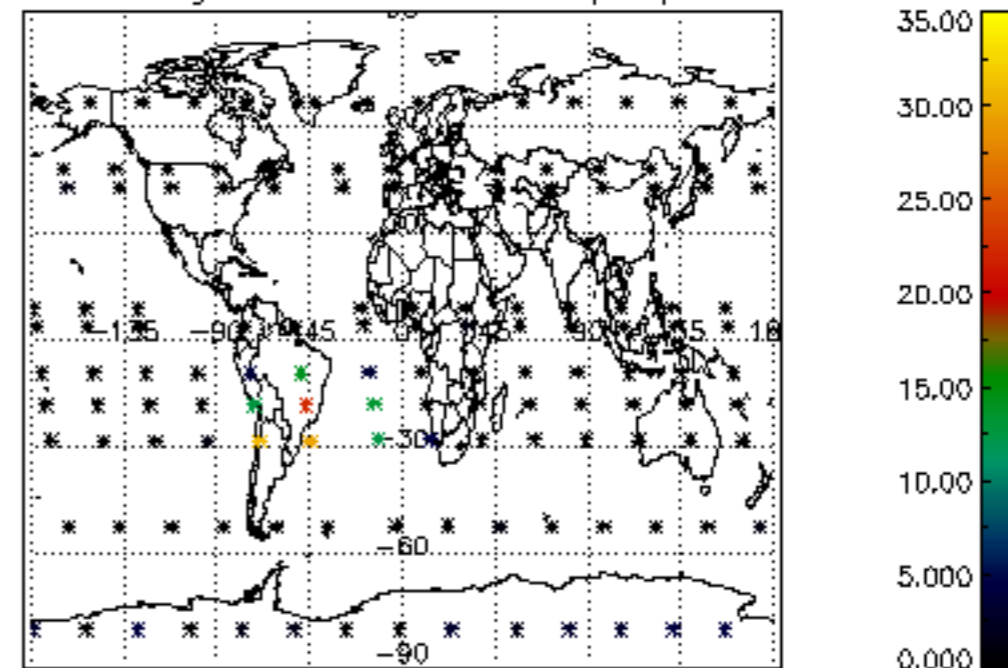
Percentage of datation errors per profile



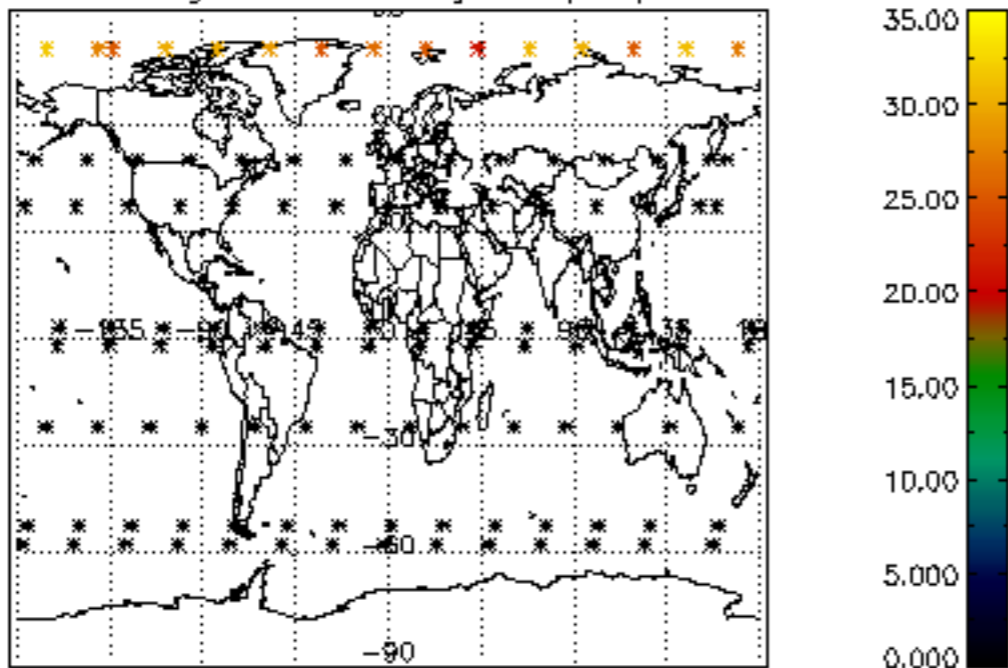
Percentage of star falling outside central band per profile



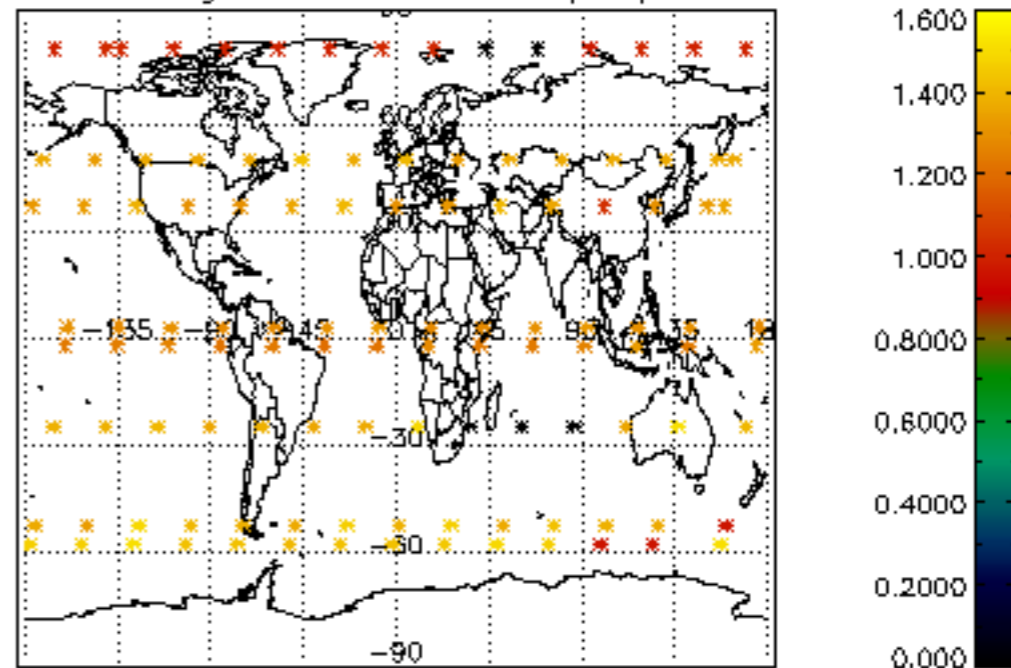
Percentage of saturation errors per profile



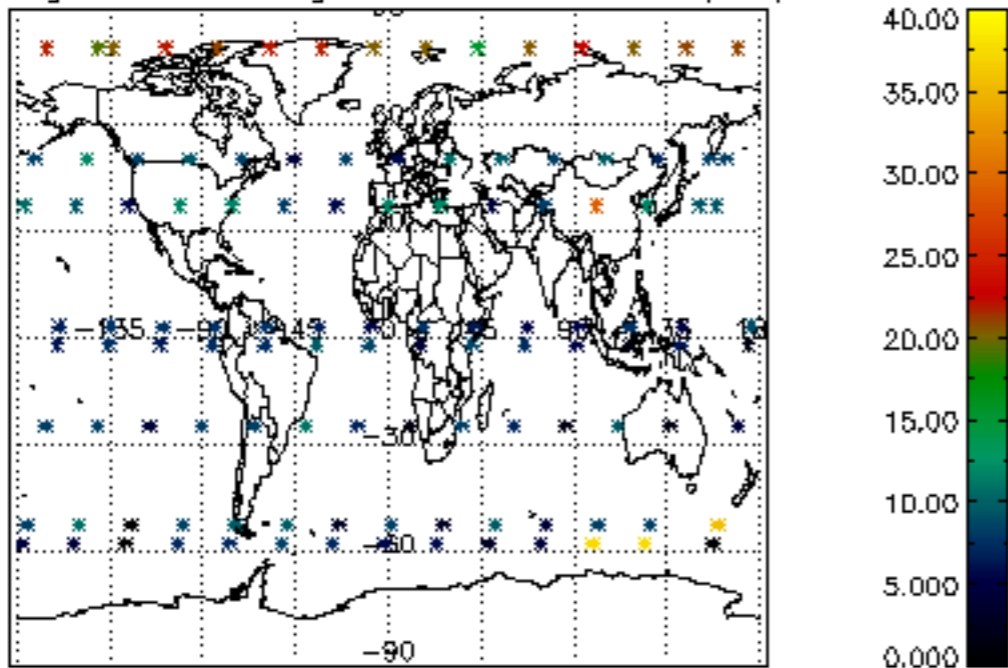
Percentage of cosmic ray hits per profile



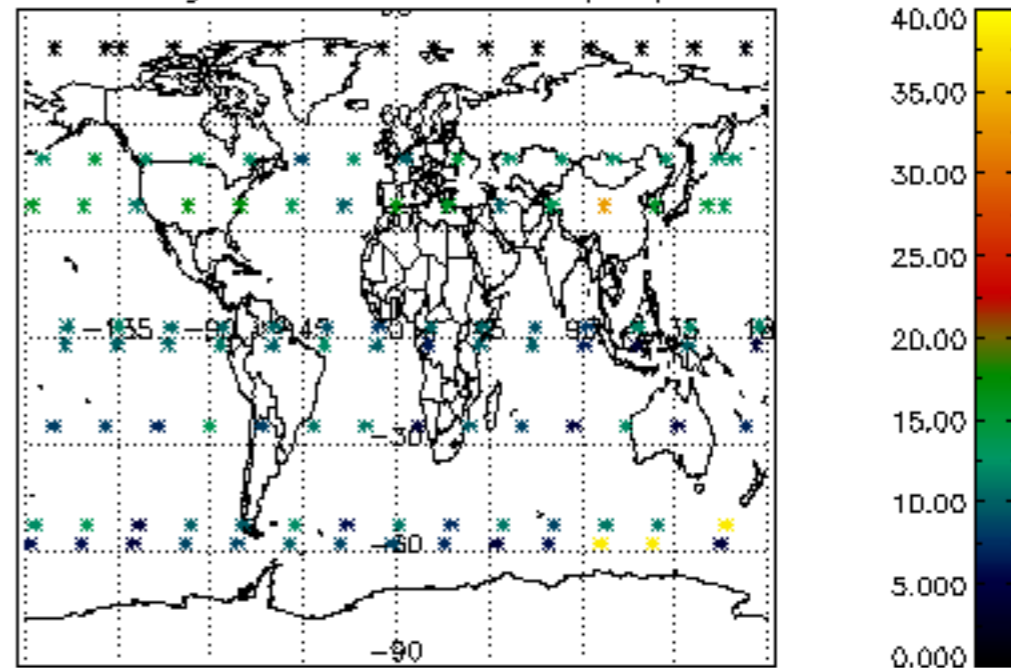
Percentage of datation errors per profile

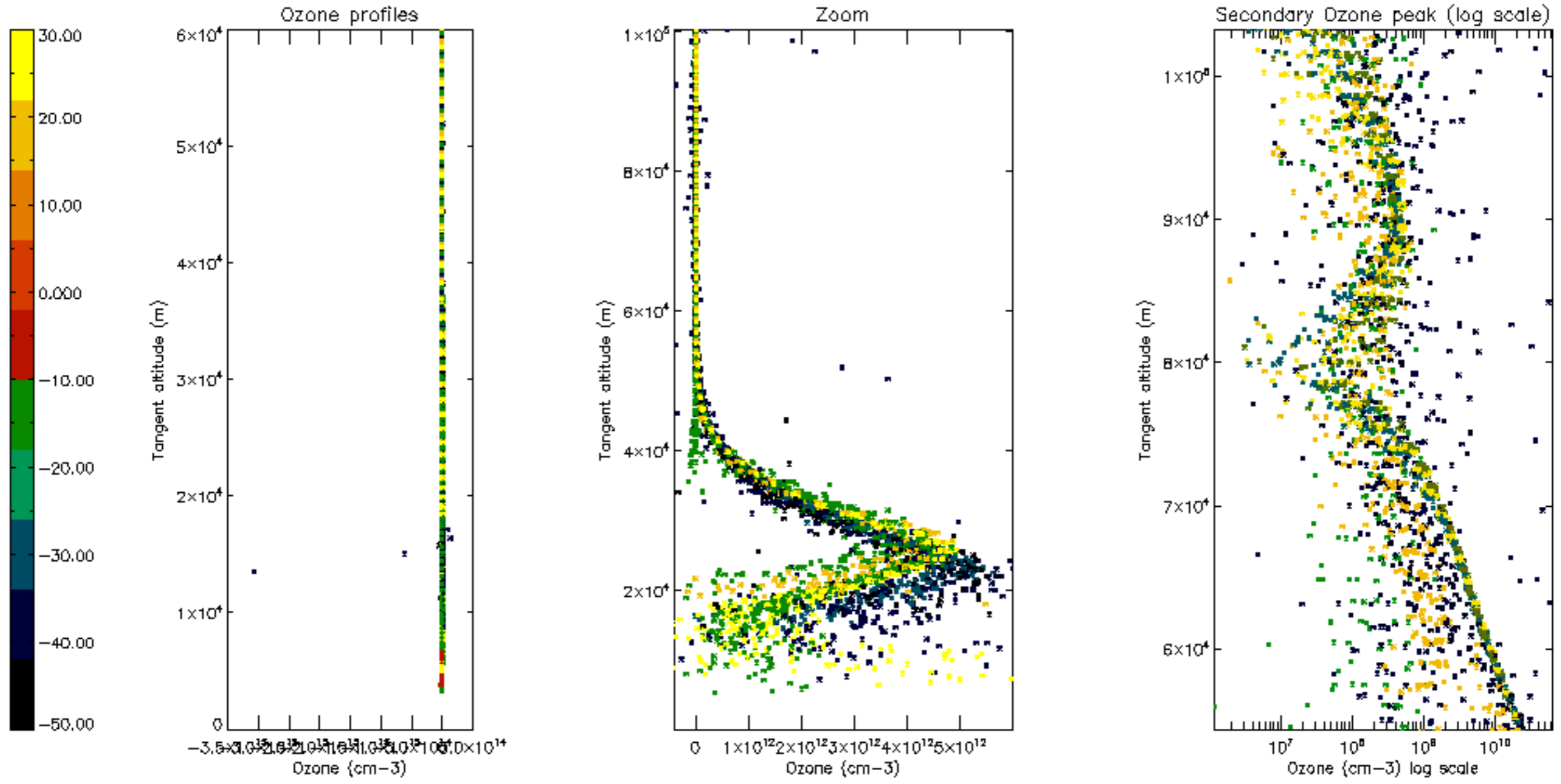


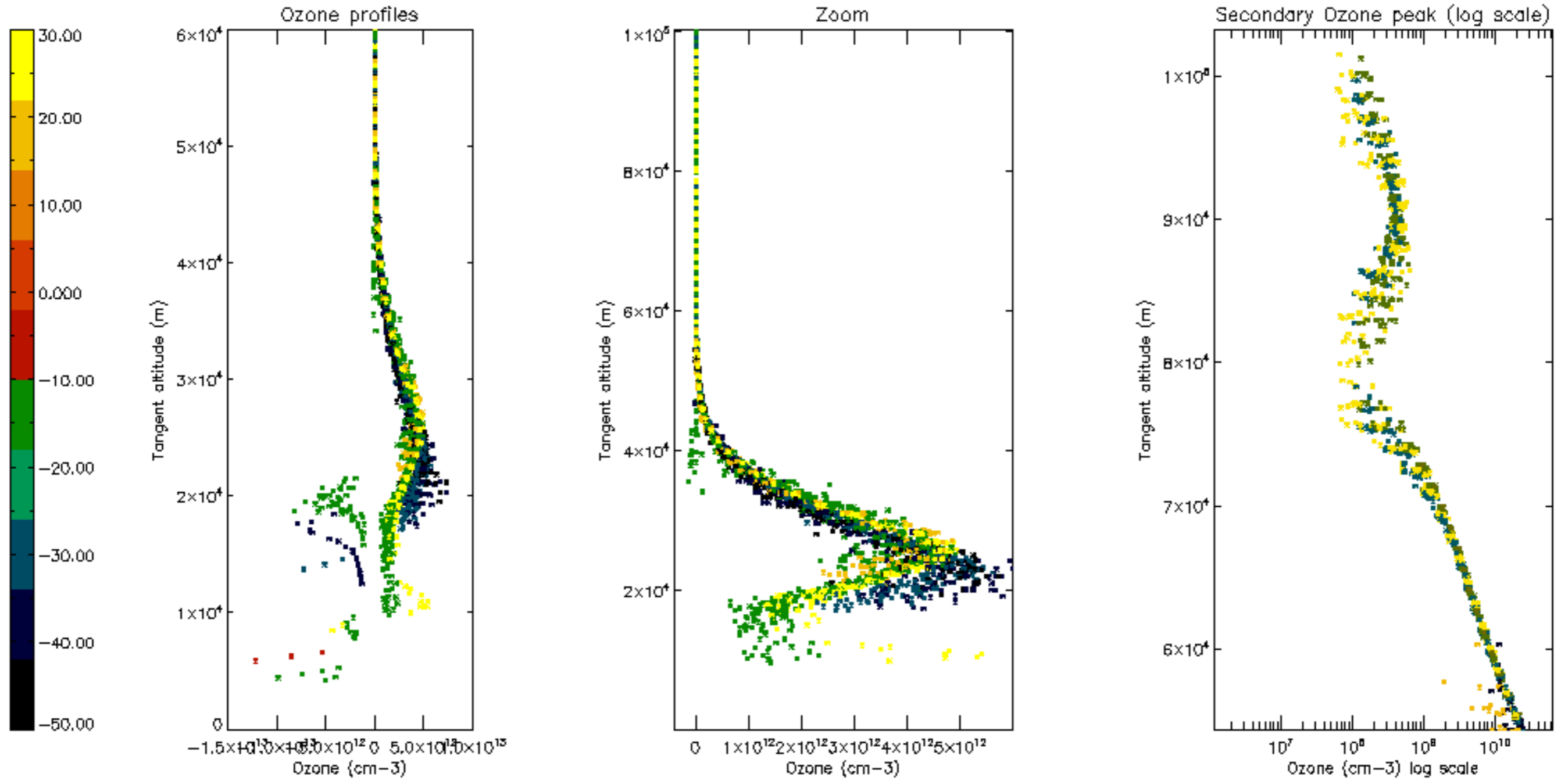
Percentage of star falling outside central band per profile

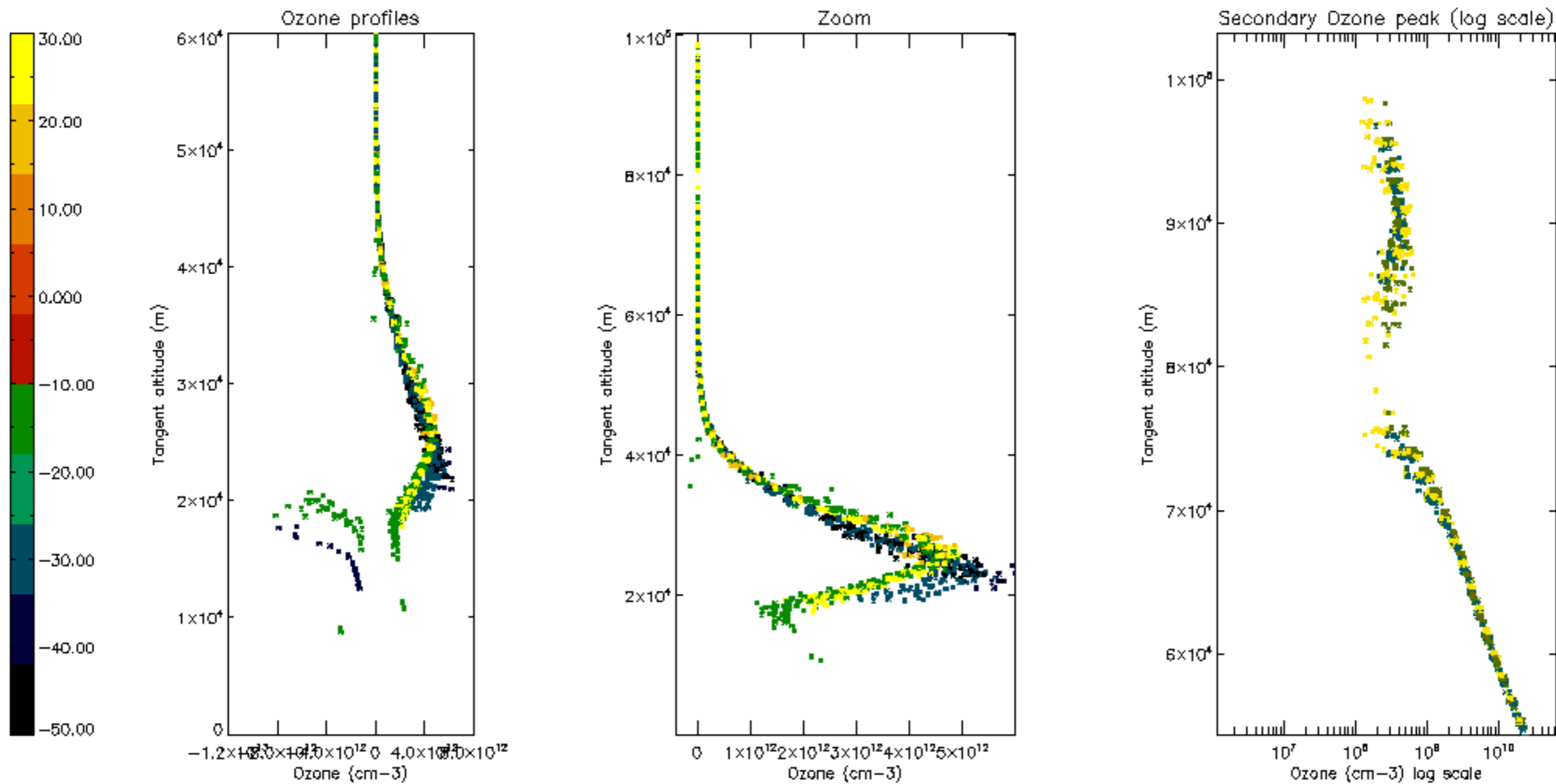


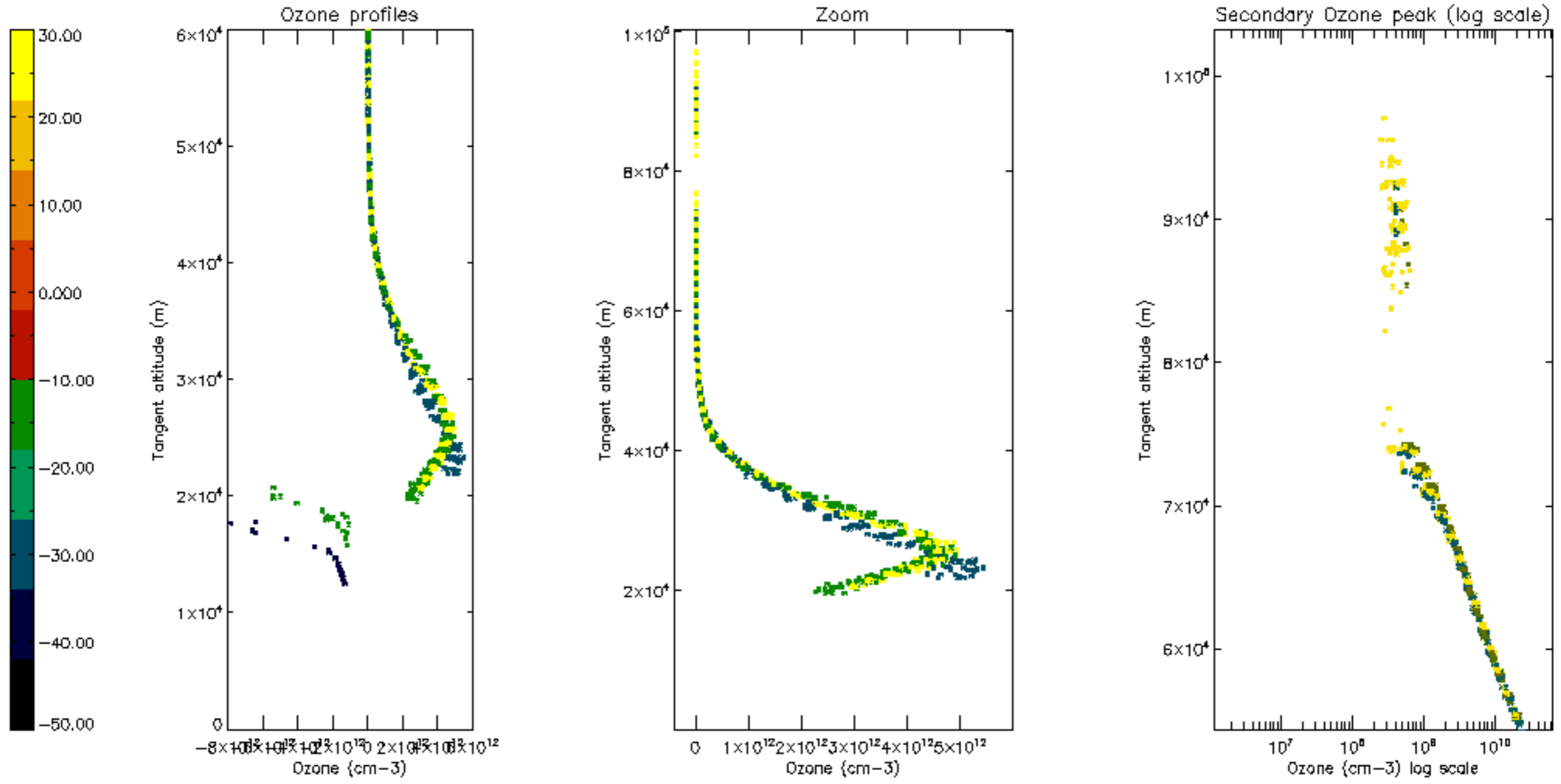
Percentage of saturation errors per profile

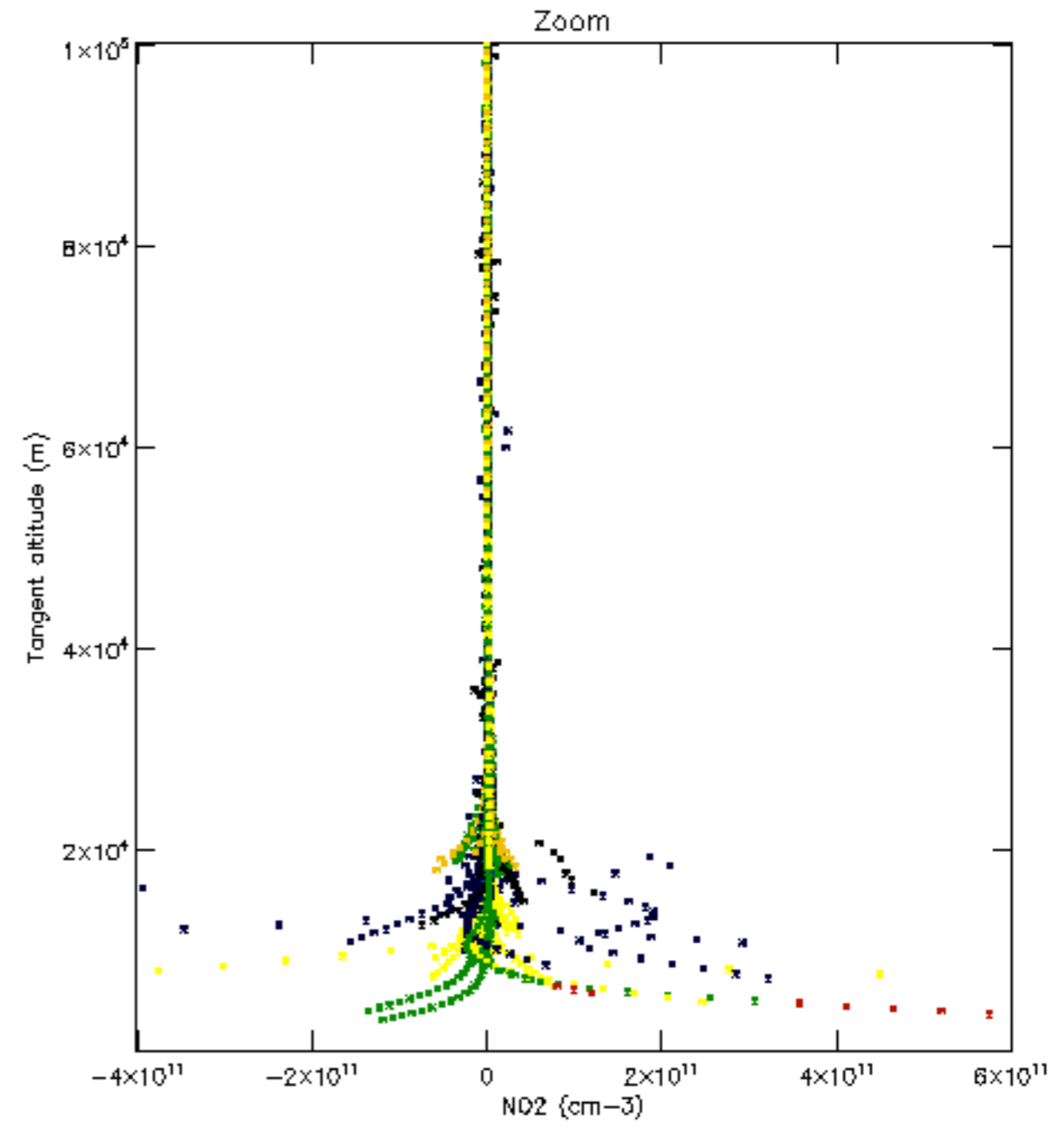
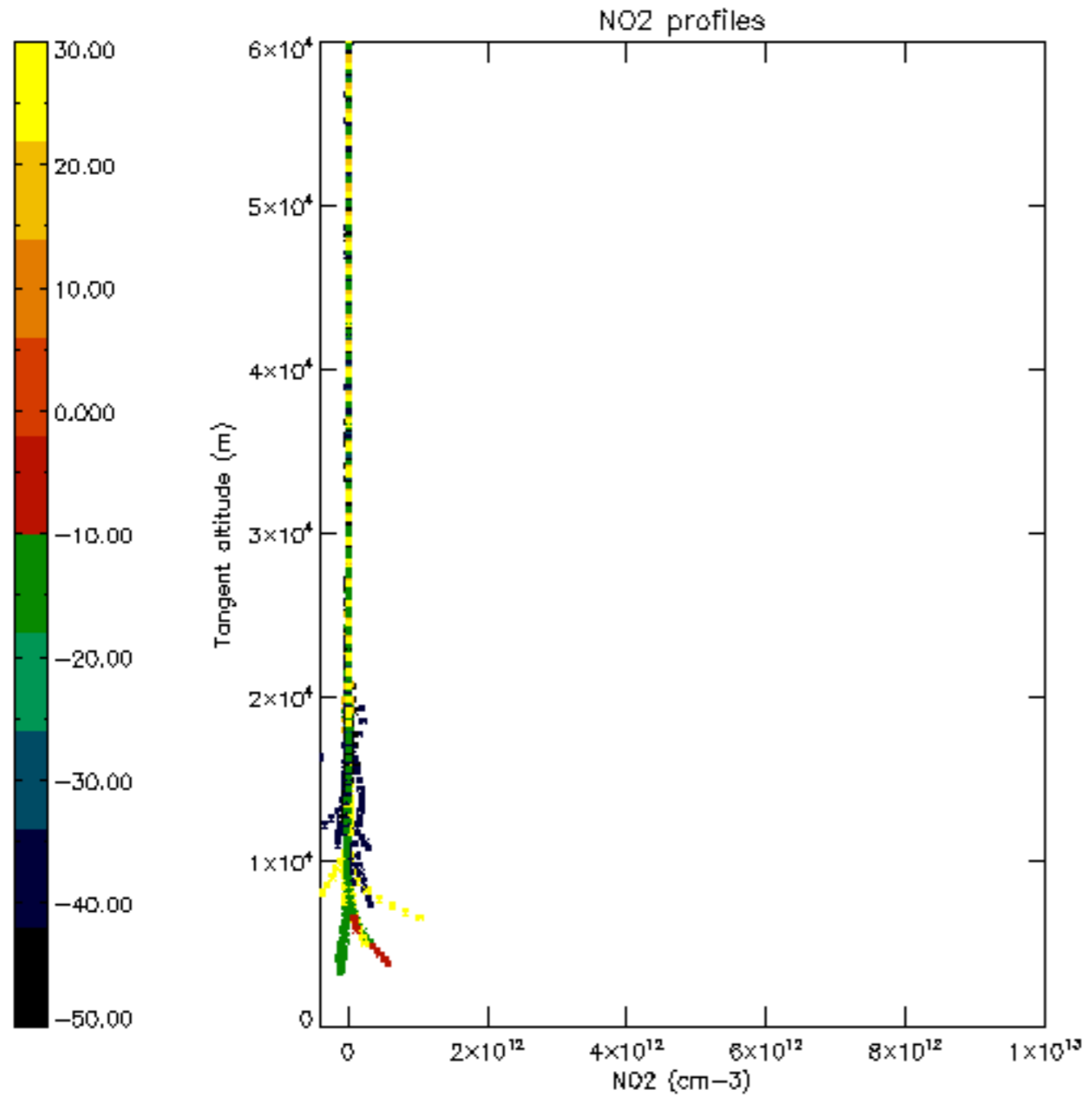


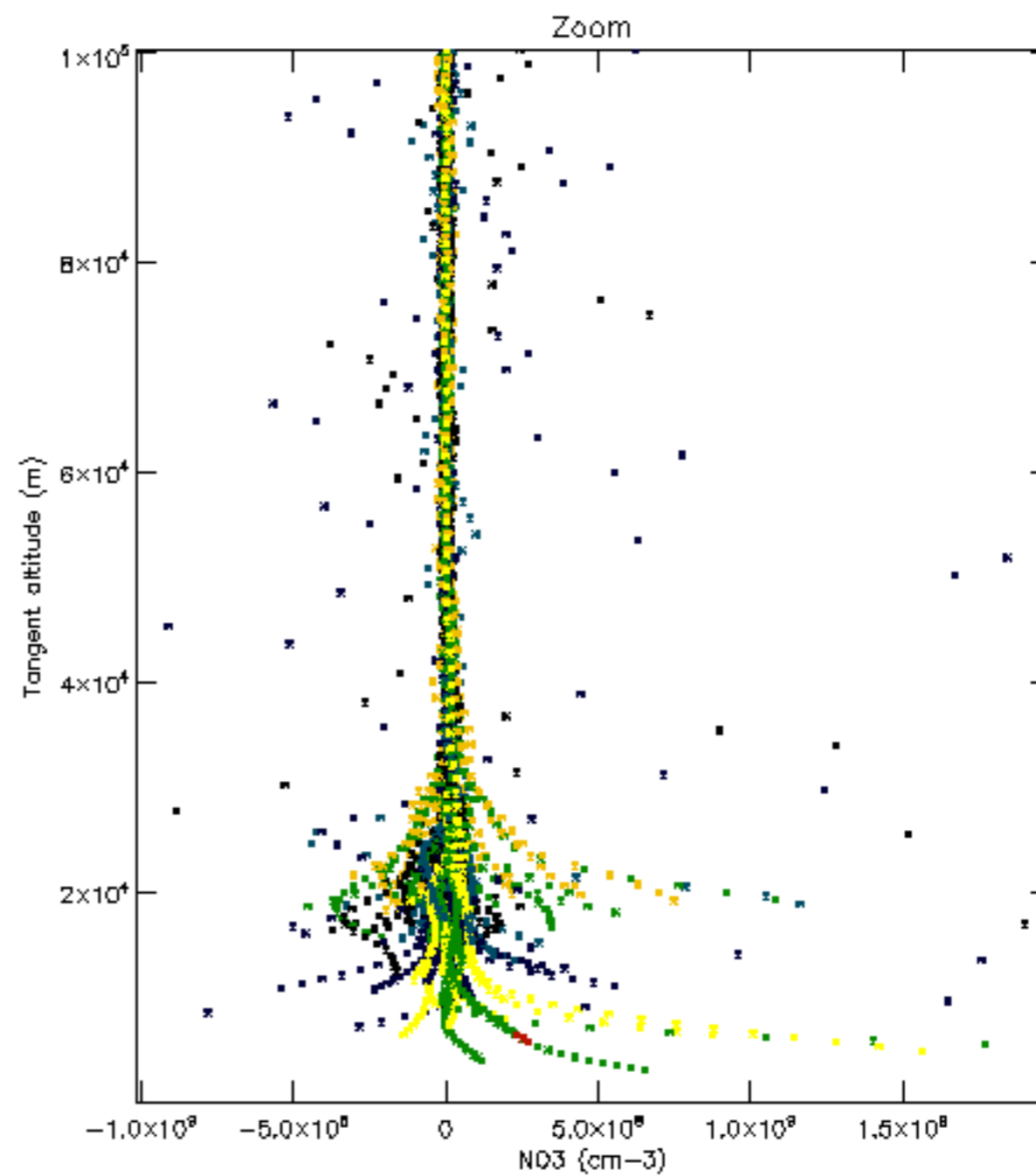
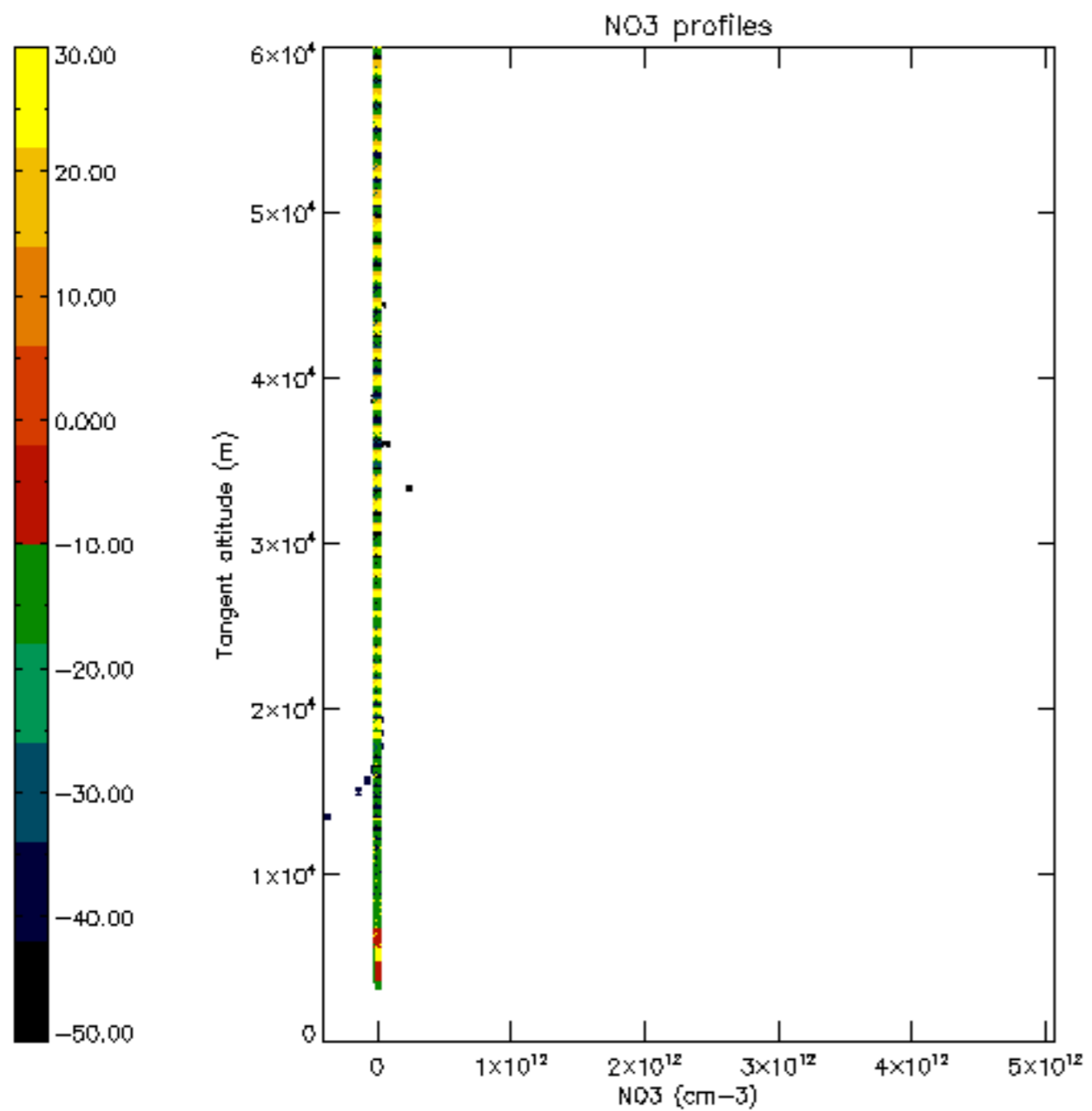


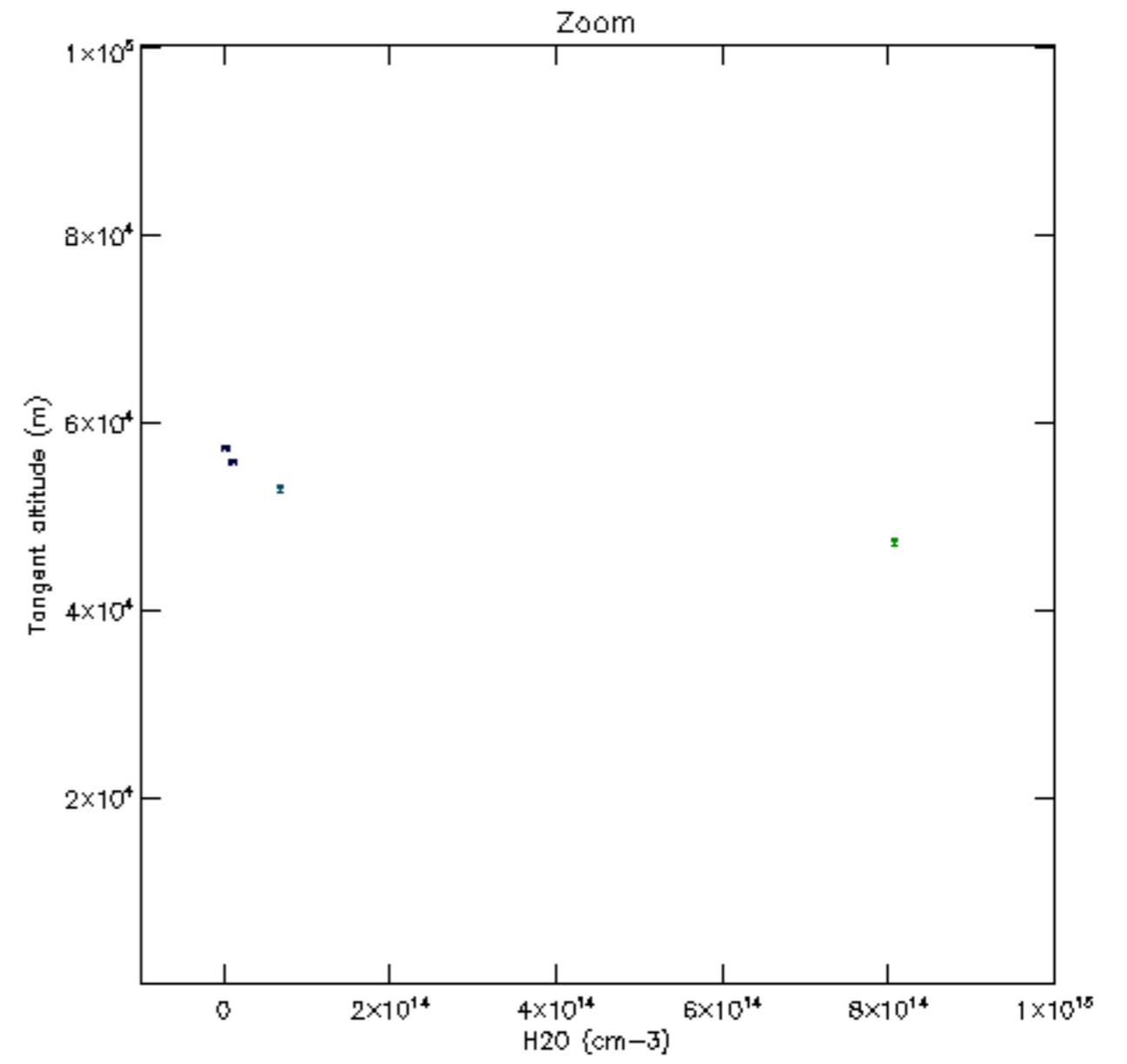
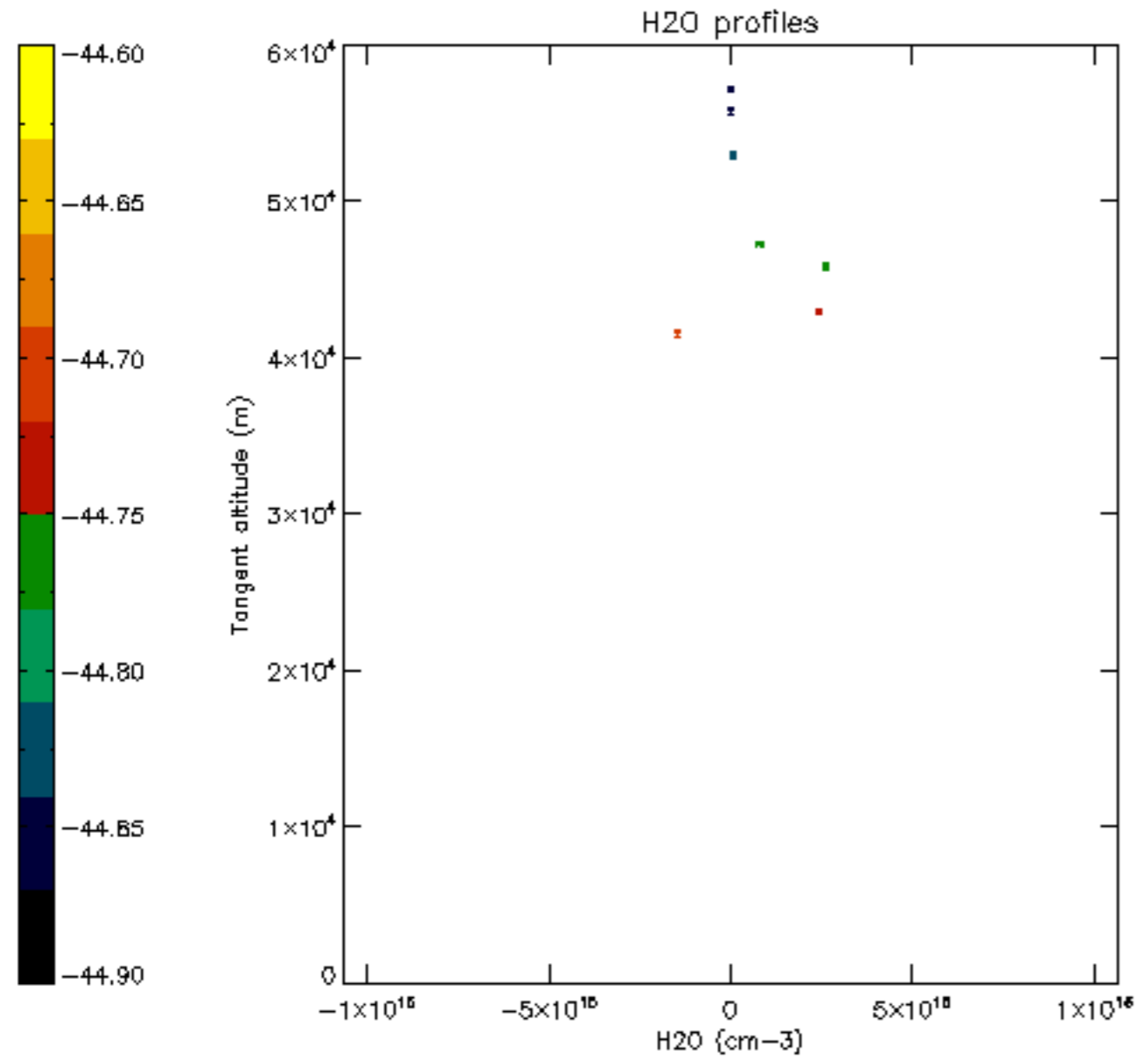


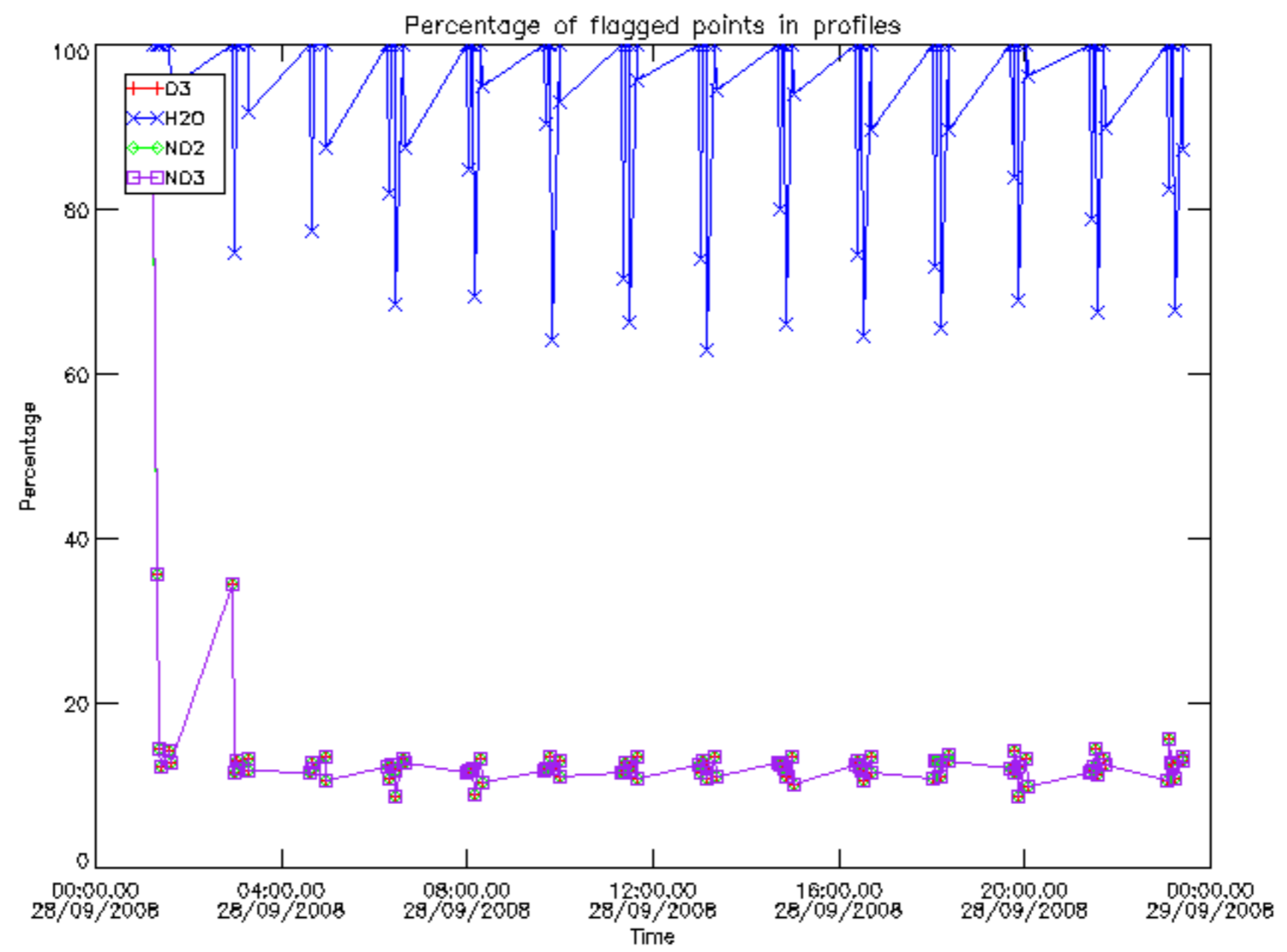




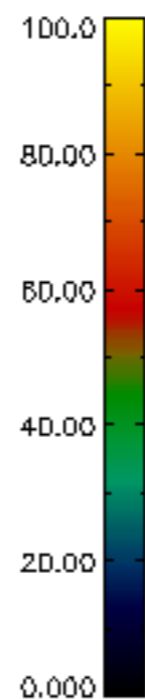
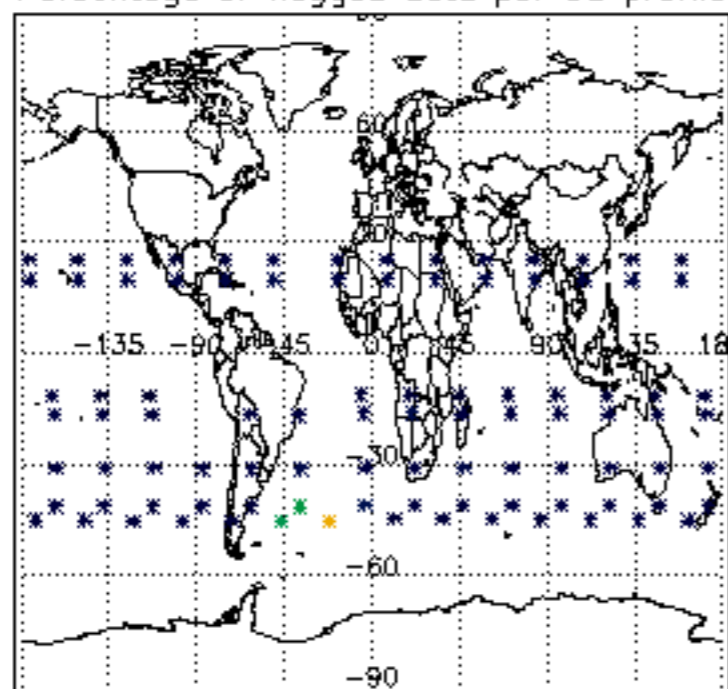




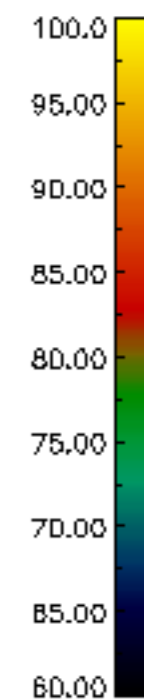
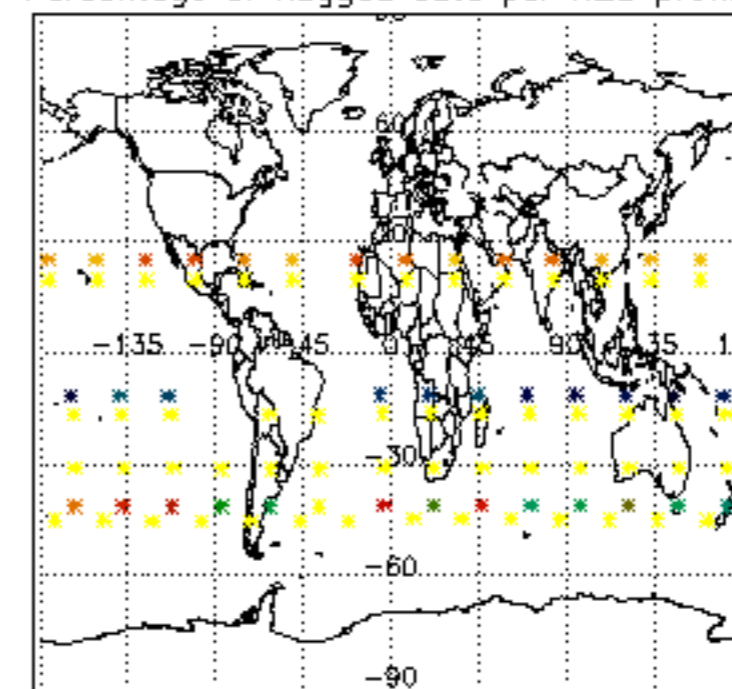




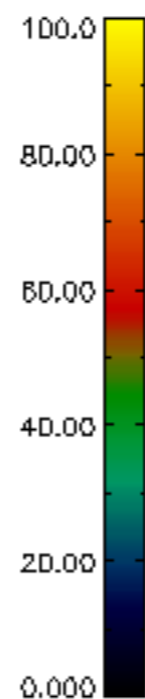
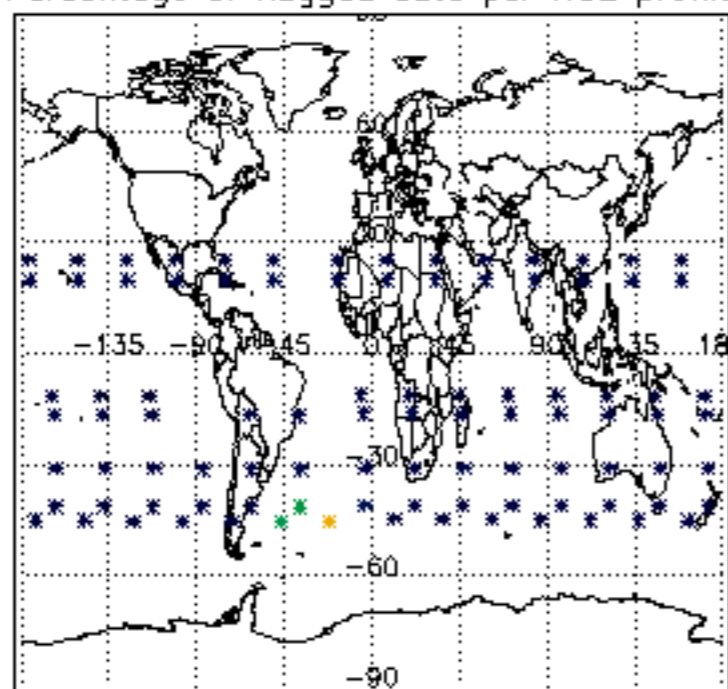
Percentage of flagged data per D3 profile



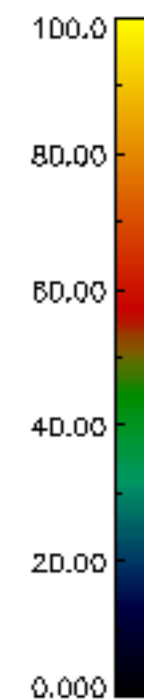
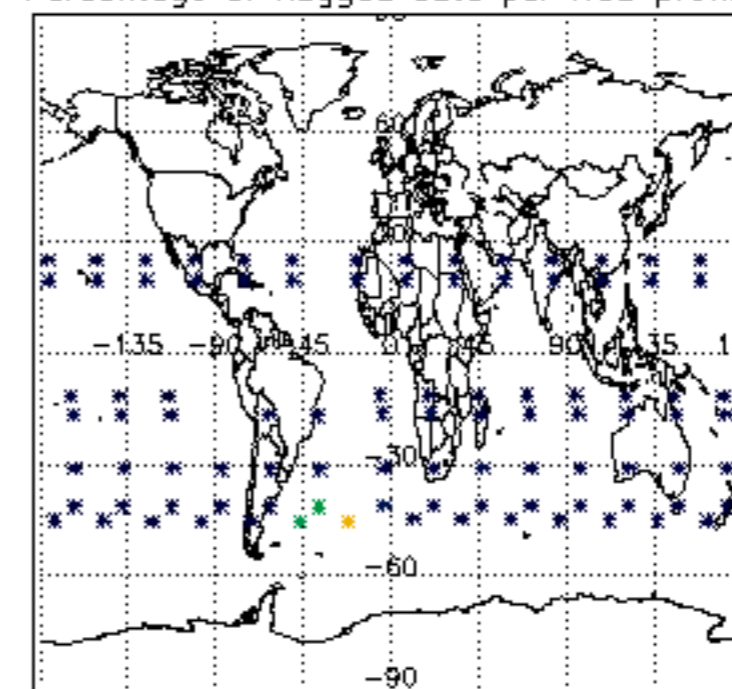
Percentage of flagged data per H2O profile

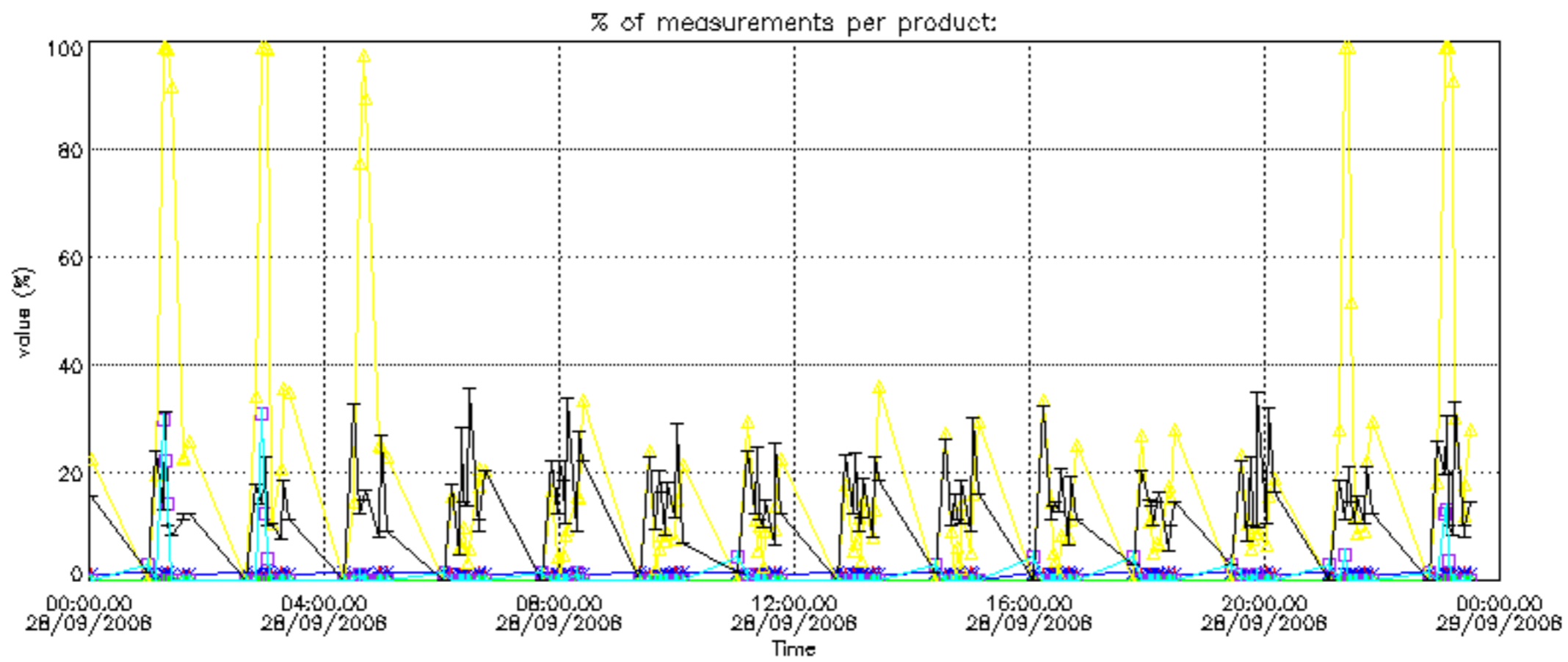


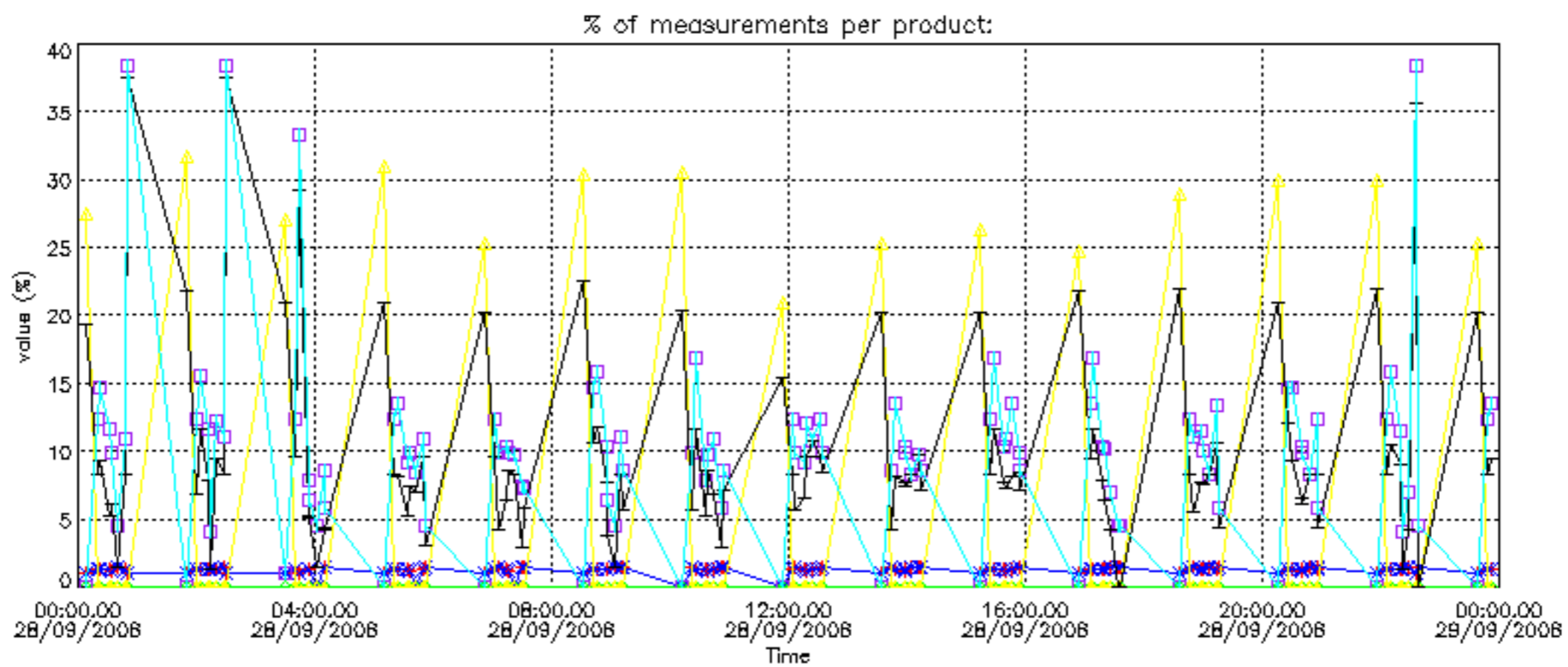
Percentage of flagged data per NO2 profile



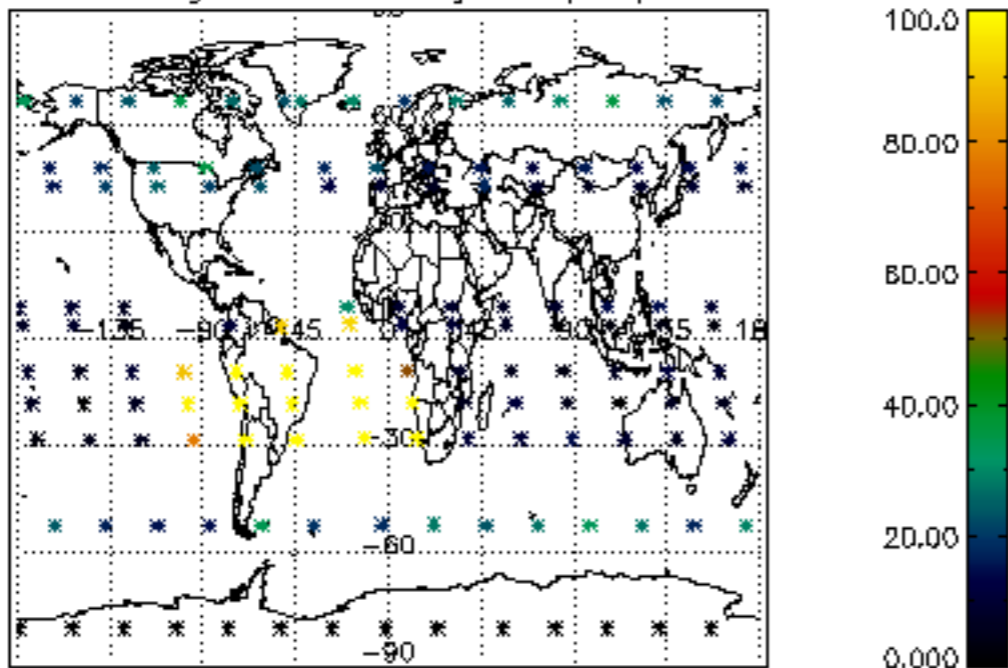
Percentage of flagged data per NO3 profile



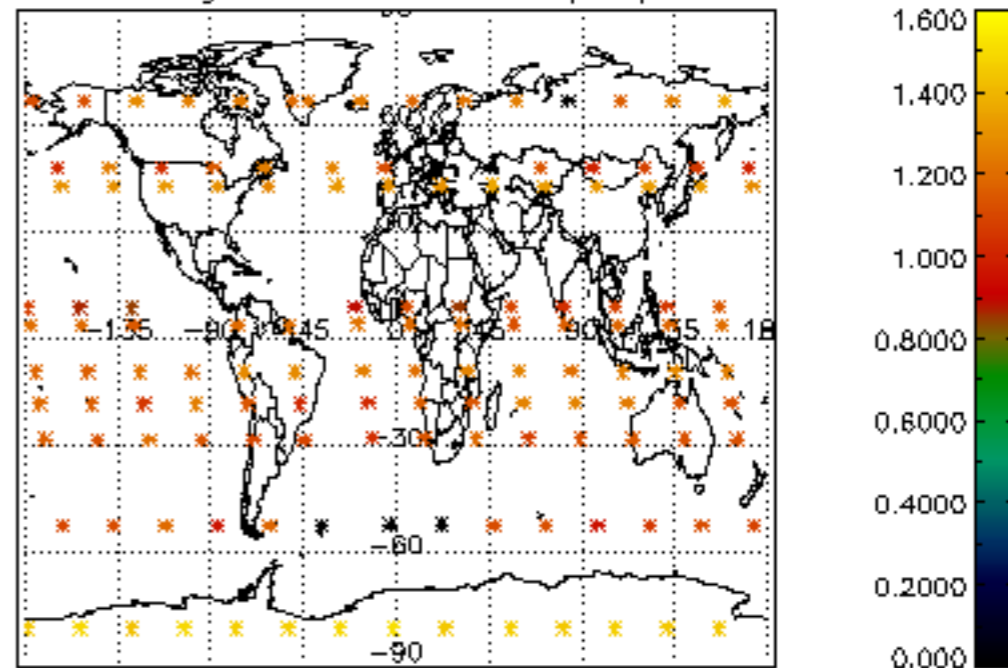




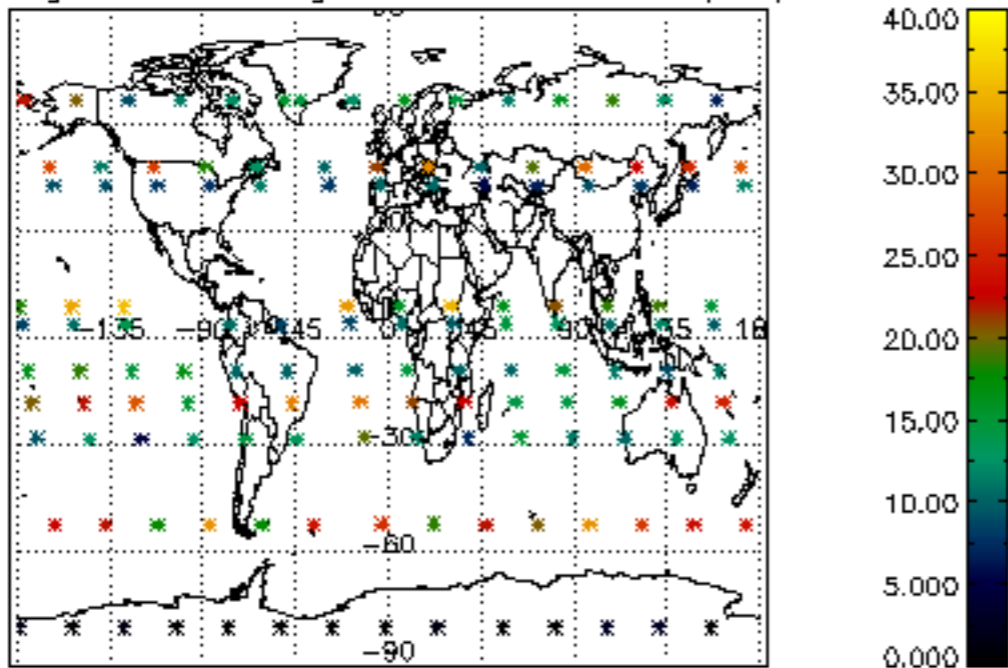
Percentage of cosmic ray hits per profile



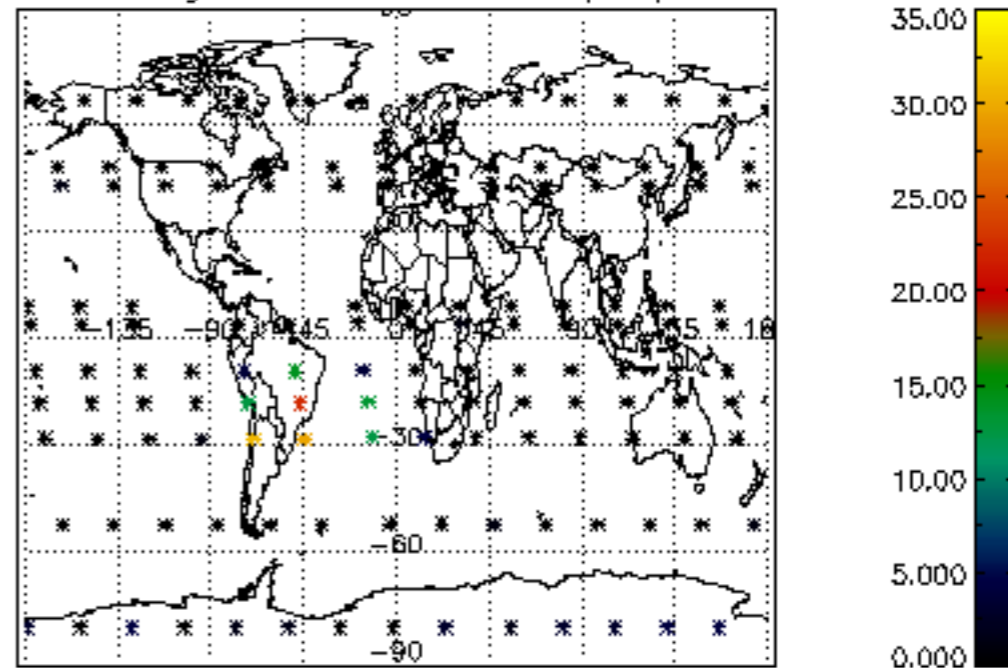
Percentage of datation errors per profile



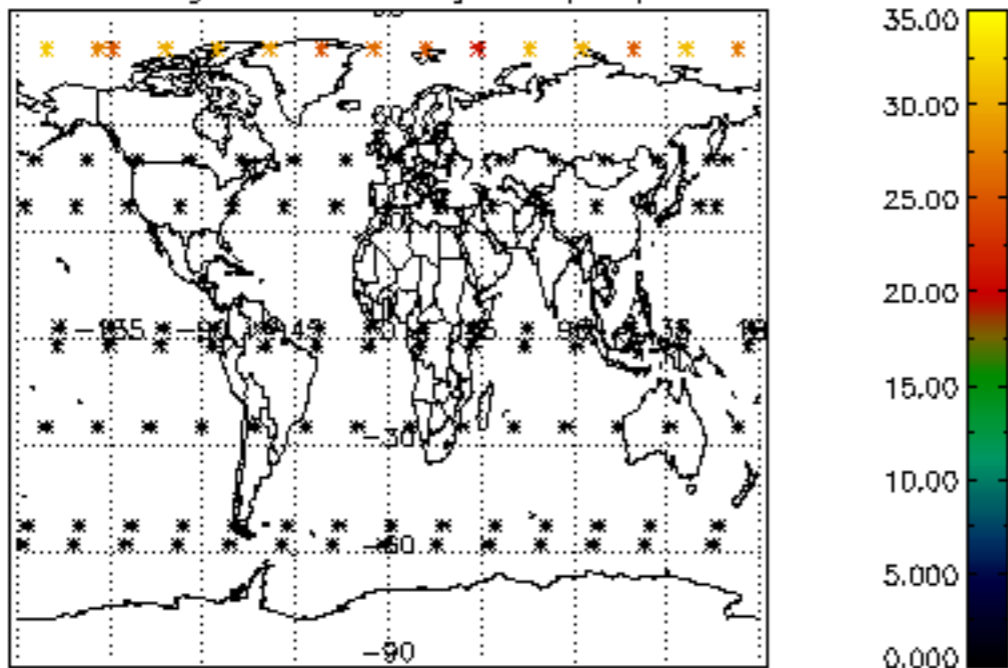
Percentage of star falling outside central band per profile



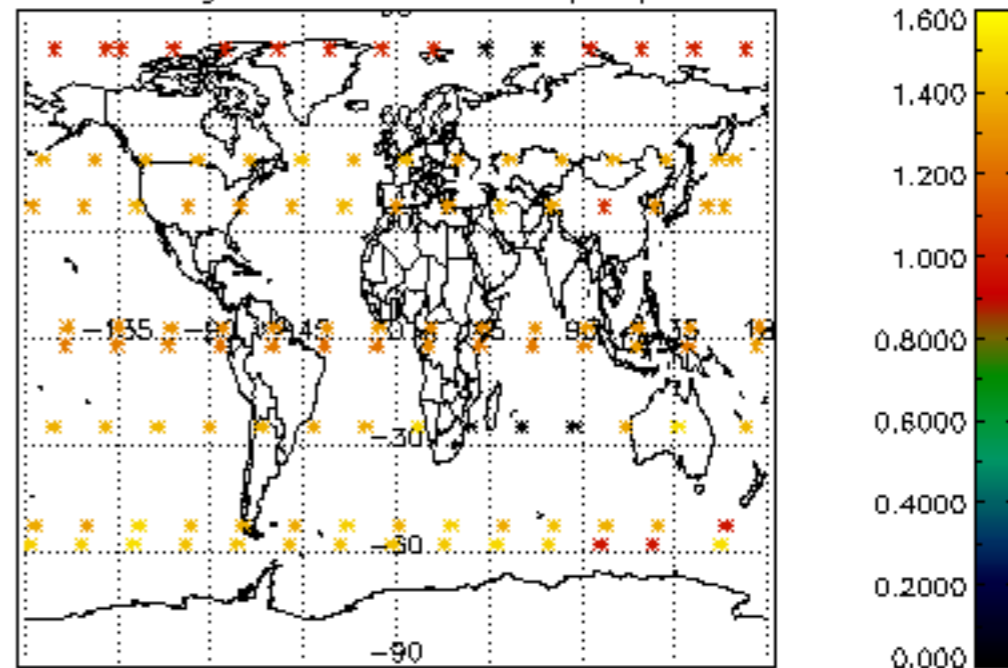
Percentage of saturation errors per profile



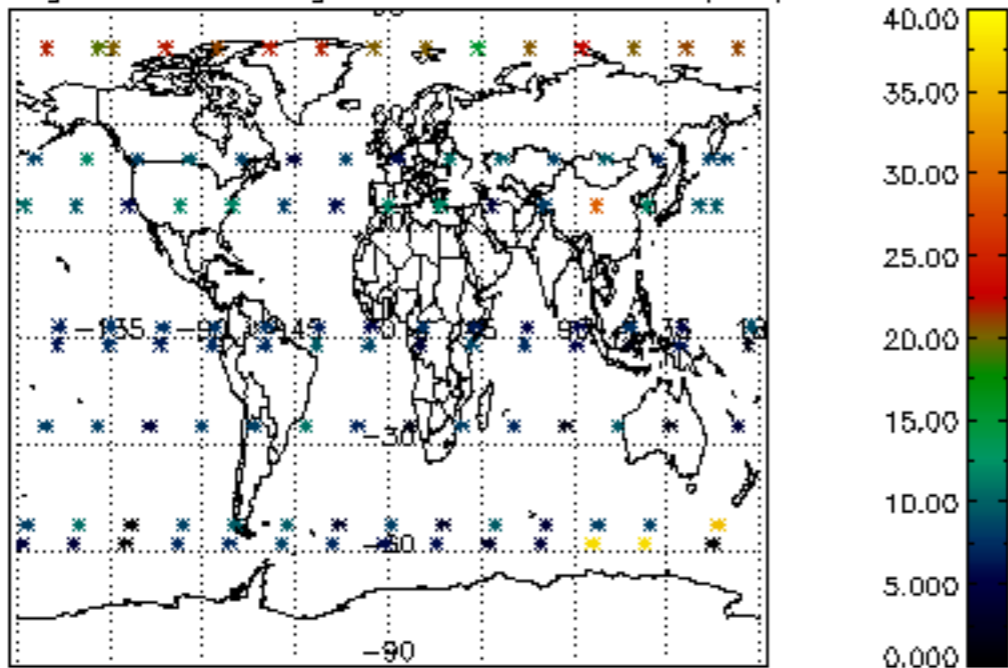
Percentage of cosmic ray hits per profile



Percentage of datation errors per profile



Percentage of star falling outside central band per profile



Percentage of saturation errors per profile

