

GOMOS Level 2 Daily Report

SUMMARY

[1. General Info](#)

[2. Summary of processed GOM_NL_2P products](#)

[3. Level 2 Quality information per product](#)

[3.1 Plot of level 2 quality information per product \(time dependant\)](#)

[3.2 Plot of level 2 quality information per product \(world map\)](#)

[4. Level 1 Quality information per product \(stored on level 2 products\)](#)

[4.1 Plot of level 1 quality information per product \(time dependant\)](#)

[4.1.1 Plot of level 1 quality information per product \(time dependant\): ASCENDING](#)

[4.1.2 Plot of level 1 quality information per product \(time dependant\): DESCENDING](#)

[4.2 Plot of level 1 quality information per product \(world map\)](#)

[4.2.1 Plot of level 1 quality information per product \(world map\): ASCENDING](#)

[4.2.2 Plot of level 1 quality information per product \(world map\): DESCENDING](#)

[5. Ozone profiles based on quality statistics and other trace gas profiles](#)

[5.1 Ozone statistics based on quality of products](#)

[5.2 Plot ozone profiles for all STD \(dark without errors\)](#)

[5.3 Plot ozone profiles where STD < 20% \(dark without errors\)](#)

[5.4. Plot ozone profiles where STD < 10% \(dark without errors\)](#)

[5.5. Plot ozone profiles where STD < 5% \(dark without errors\)](#)

[5.6 Plot NO2 profiles for all STD \(dark without errors\)](#)

[5.7 Plot NO3 profiles for all STD \(dark without errors\)](#)

[5.8 Plot H2O profiles \(only for occultations of stars 1,2,3,4,13,14,16,26,63 dark without errors\) for all STD](#)

[6. Auxiliary Data Files used for the production reported in section 2](#)

This report presents the daily analysis on parameters extracted from GOMOS level 2 data (GOM_NL__2P). It is intended to monitor some important parameters that will impact the quality of these products. A list of level 2 products (and content) that have arrived during the reporting day to the PCF is also given.

Item	Value
Time of report generation	25APR2013 19:48:28
Data source version	GOMOS/6.01
Start time of products	10-09-2008 (10SEP2008 00:00:00)
Stop time of products	11-09-2008 (11SEP2008 00:00:00)
Store outputs in DB	Yes
Nb of level 2 prods	247
Nb of prods with errors	0

2. Summary of processed GOM_NL__2P products.

Nr	Filename	UTC Start time	Limb	Duration	Star Id	Star Name	Star Mag	Star Temp	Nb Meas	Orbit	Prod. error
1	GOM_NL__2PRFIN20080910_000539_000000362072_00016_34138_4504.N1	10-SEP-2008 00:05:39	Bright	36.000	49	1Alp UMi	1.9900	6300.0	72	34138	No
2	GOM_NL__2PRFIN20080910_002257_000000412072_00016_34138_4505.N1	10-SEP-2008 00:22:57	Bright	41.000	24	66Alp Gem	1.5800	10200.	82	34138	No
3	GOM_NL__2PRFIN20080910_003110_000000482072_00016_34138_4506.N1	10-SEP-2008 00:31:10	Twilight	48.000	8	10Alp CMi	0.40000	6500.0	96	34138	No
4	GOM_NL__2PRFIN20080910_003938_000000572072_00016_34138_4507.N1	10-SEP-2008 00:39:38	Dark	56.500	1	9Alp CMa	-1.4400	11000.	113	34138	No
5	GOM_NL__2PRFIN20080910_004206_000000492072_00016_34138_4508.N1	10-SEP-2008 00:42:06	Dark	48.500	23	21Eps CMa	1.5020	26000.	97	34138	No
6	GOM_NL__2PRFIN20080910_004722_000000402072_00016_34138_4509.N1	10-SEP-2008 00:47:22	Dark	39.500	161	Tau Pup	2.9310	4500.0	79	34138	No
7	GOM_NL__2PRFIN20080910_004837_000000542072_00016_34138_4510.N1	10-SEP-2008 00:48:37	Dark	54.000	2	Alp Car	-0.73600	7000.0	108	34138	No
8	GOM_NL__2PRFIN20080910_005900_000000402072_00017_34139_4507.N1	10-SEP-2008 00:59:00	Dark	39.500	143	Alp Hyi	2.8570	7200.0	79	34139	No
9	GOM_NL__2PRFIN20080910_010023_000000532072_00017_34139_4508.N1	10-SEP-2008 01:00:23	Dark	53.000	9	Alp Eri	0.45300	24000.	106	34139	No
10	GOM_NL__2PRFIN20080910_010710_000000462072_00017_34139_4509.N1	10-SEP-2008 01:07:10	Straylight	46.000	63	Bet Gru	2.1500	2800.0	92	34139	No
11	GOM_NL__2PRFIN20080910_011145_000000452072_00017_34139_4510.N1	10-SEP-2008 01:11:45	Straylight	45.000	18	24Alp PsA	1.1660	9700.0	90	34139	No
12	GOM_NL__2PRFIN20080910_012040_000000372072_00017_34139_4511.N1	10-SEP-2008 01:20:40	Bright	36.500	162	34Alp Aqr	2.9440	5350.0	73	34139	No
13	GOM_NL__2PRFIN20080910_012339_000000372072_00017_34139_4512.N1	10-SEP-2008 01:23:39	Bright	37.000	61	8Eps Peg	2.1000	3900.0	74	34139	No
14	GOM_NL__2PRFIN20080910_012539_000000432072_00017_34139_4513.N1	10-SEP-2008 01:25:39	Bright	42.500	90	54Alp Peg	2.4870	11000.	85	34139	No
15	GOM_NL__2PRFIN20080910_012954_000000392072_00017_34139_4514.N1	10-SEP-2008 01:29:54	Bright	38.500	164	44Eta Peg	2.9480	5400.0	77	34139	No
16	GOM_NL__2PRFIN20080910_013832_000000352072_00017_34139_4515.N1	10-SEP-2008 01:38:32	Bright	35.000	89	5Alp Cep	2.4510	8000.0	70	34139	No
17	GOM_NL__2PRFIN20080910_014615_000000352072_00017_34139_4516.N1	10-SEP-2008 01:46:15	Bright	34.500	49	1Alp UMi	1.9900	6300.0	69	34139	No
18	GOM_NL__2PRFIN20080910_020333_000000412072_00017_34139_4517.N1	10-SEP-2008 02:03:33	Bright	40.500	24	66Alp Gem	1.5800	10200.	81	34139	No
19	GOM_NL__2PRFIN20080910_021146_000000592072_00017_34139_4518.N1	10-SEP-2008 02:11:46	Twilight	58.500	8	10Alp CMi	0.40000	6500.0	117	34139	No
20	GOM_NL__2PRFIN20080910_022015_000000542072_00017_34139_4519.N1	10-SEP-2008 02:20:15	Dark	54.000	1	9Alp CMa	-1.4400	11000.	108	34139	No
21	GOM_NL__2PRFIN20080910_022758_000000432072_00017_34139_4520.N1	10-SEP-2008 02:27:58	Dark	43.000	161	Tau Pup	2.9310	4500.0	86	34139	No
22	GOM_NL__2PRFIN20080910_022914_000000532072_00017_34139_4521.N1	10-SEP-2008 02:29:14	Dark	53.000	2	Alp Car	-0.73600	7000.0	106	34139	No
23	GOM_NL__2PRFIN20080910_023937_000000382072_00018_34140_4530.N1	10-SEP-2008 02:39:37	Dark	38.000	143	Alp Hyi	2.8570	7200.0	76	34140	No
24	GOM_NL__2PRFIN20080910_024100_000000442072_00018_34140_4531.N1	10-SEP-2008 02:41:00	Dark	44.000	9	Alp Eri	0.45300	24000.	88	34140	No
25	GOM_NL__2PRFIN20080910_024746_000000442072_00018_34140_4532.N1	10-SEP-2008 02:47:46	Straylight	44.000	63	Bet Gru	2.1500	2800.0	88	34140	No
26	GOM_NL__2PRFIN20080910_025221_000000452072_00018_34140_4533.N1	10-SEP-2008 02:52:21	Straylight	45.000	18	24Alp PsA	1.1660	9700.0	90	34140	No
27	GOM_NL__2PRFIN20080910_030116_000000372072_00018_34140_4534.N1	10-SEP-2008 03:01:16	Bright	37.000	162	34Alp Aqr	2.9440	5350.0	74	34140	No
28	GOM_NL__2PRFIN20080910_030415_000000382072_00018_34140_4535.N1	10-SEP-2008 03:04:15	Bright	38.000	61	8Eps Peg	2.1000	3900.0	76	34140	No
29	GOM_NL__2PRFIN20080910_030615_000000432072_00018_34140_4536.N1	10-SEP-2008 03:06:15	Bright	42.500	90	54Alp Peg	2.4870	11000.	85	34140	No
30	GOM_NL__2PRFIN20080910_031029_000000392072_00018_34140_4537.N1	10-SEP-2008 03:10:29	Bright	38.500	164	44Eta Peg	2.9480	5400.0	77	34140	No
31	GOM_NL__2PRFIN20080910_031908_000000352072_00018_34140_4538.N1	10-SEP-2008 03:19:08	Bright	35.000	89	5Alp Cep	2.4510	8000.0	70	34140	No
32	GOM_NL__2PRFIN20080910_032044_000000252072_00018_34140_4539.N1	10-SEP-2008 03:20:44	Twilight	25.000	74	11Bet Cas	2.2680	6600.0	50	34140	No
33	GOM_NL__2PRFIN20080910_032651_000000362072_00018_34140_4540.N1	10-SEP-2008 03:26:51	Bright	35.500	49	1Alp UMi	1.9900	6300.0	71	34140	No
34	GOM_NL__2PRFIN20080910_034409_000000412072_00018_34140_4541.N1	10-SEP-2008 03:44:09	Bright	41.000	24	66Alp Gem	1.5800	10200.	82	34140	No
35	GOM_NL__2PRFIN20080910_035223_000000552072_00018_34140_4542.N1	10-SEP-2008 03:52:23	Twilight	54.500	8	10Alp CMi	0.40000	6500.0	109	34140	No
36	GOM_NL__2PRFIN20080910_040052_000000592072_00018_34140_4543.N1	10-SEP-2008 04:00:52	Dark	58.500	1	9Alp CMa	-1.4400	11000.	117	34140	No
37	GOM_NL__2PRFIN20080910_040320_000000472072_00018_34140_4544.N1	10-SEP-2008 04:03:20	Dark	47.000	23	21Eps CMa	1.5020	26000.	94	34140	No
38	GOM_NL__2PRFIN20080910_040529_000000452072_00018_34140_4545.N1	10-SEP-2008 04:05:29	Dark	45.000	177	1Zet CMa	3.0220	26000.	90	34140	No
39	GOM_NL__2PRFIN20080910_040835_000000402072_00018_34140_4546.N1	10-SEP-2008 04:08:35	Dark	40.000	161	Tau Pup	2.9310	4500.0	80	34140	No
40	GOM_NL__2PRFIN20080910_040950_000000562072_00018_34140_4547.N1	10-SEP-2008 04:09:50	Dark	56.000	2	Alp Car	-0.73600	7000.0	112	34140	No
41	GOM_NL__2PRFIN20080910_042013_000000392072_00019_34141_4544.N1	10-SEP-2008 04:20:13	Dark	38.500	143	Alp Hyi	2.8570	7200.0	77	34141	No
42	GOM_NL__2PRFIN20080910_042136_000000442072_00019_34141_4545.N1	10-SEP-2008 04:21:36	Dark	44.000	9	Alp Eri	0.45300	24000.	88	34141	No

43	GOM_NL__2PRFIN20080910_042822_000000482072_00019_34141_4546.N1	10-SEP-2008 04:28:22	Straylight	47.500	63	Bet Gru	2.1500	2800.0	95	34141	No
44	GOM_NL__2PRFIN20080910_043257_000000462072_00019_34141_4547.N1	10-SEP-2008 04:32:57	Straylight	45.500	18	24Alp PsA	1.1660	9700.0	91	34141	No
45	GOM_NL__2PRFIN20080910_044153_000000372072_00019_34141_4548.N1	10-SEP-2008 04:41:53	Bright	37.000	162	34Alp Aqr	2.9440	5350.0	74	34141	No
46	GOM_NL__2PRFIN20080910_044451_000000382072_00019_34141_4549.N1	10-SEP-2008 04:44:51	Bright	37.500	61	8Eps Peg	2.1000	3900.0	75	34141	No
47	GOM_NL__2PRFIN20080910_044651_000000412072_00019_34141_4550.N1	10-SEP-2008 04:46:51	Bright	41.000	90	54Alp Peg	2.4870	11000.	82	34141	No
48	GOM_NL__2PRFIN20080910_045105_000000382072_00019_34141_4551.N1	10-SEP-2008 04:51:05	Bright	37.500	164	44Eta Peg	2.9480	5400.0	75	34141	No
49	GOM_NL__2PRFIN20080910_045944_000000362072_00019_34141_4552.N1	10-SEP-2008 04:59:44	Bright	35.500	89	5Alp Cep	2.4510	8000.0	71	34141	No
50	GOM_NL__2PRFIN20080910_050120_000000252072_00019_34141_4553.N1	10-SEP-2008 05:01:20	Tw_i_and_stray	25.000	74	11Bet Cas	2.2680	6600.0	50	34141	No
51	GOM_NL__2PRFIN20080910_050727_000000352072_00019_34141_4554.N1	10-SEP-2008 05:07:27	Bright	34.500	49	1Alp UMi	1.9900	6300.0	69	34141	No
52	GOM_NL__2PRFIN20080910_052445_000000422072_00019_34141_4555.N1	10-SEP-2008 05:24:45	Bright	41.500	24	66Alp Gem	1.5800	10200.	83	34141	No
53	GOM_NL__2PRFIN20080910_053259_000000522072_00019_34141_4556.N1	10-SEP-2008 05:32:59	Twilight	51.500	8	10Alp CMi	0.40000	6500.0	103	34141	No
54	GOM_NL__2PRFIN20080910_054128_000000552072_00019_34141_4557.N1	10-SEP-2008 05:41:28	Dark	55.000	1	9Alp CMa	-1.4400	11000.	110	34141	No
55	GOM_NL__2PRFIN20080910_054356_000000482072_00019_34141_4558.N1	10-SEP-2008 05:43:56	Dark	47.500	23	21Eps CMa	1.5020	26000.	95	34141	No
56	GOM_NL__2PRFIN20080910_054605_000000452072_00019_34141_4559.N1	10-SEP-2008 05:46:05	Dark	45.000	177	1Zet CMa	3.0220	26000.	90	34141	No
57	GOM_NL__2PRFIN20080910_054911_000000402072_00019_34141_4560.N1	10-SEP-2008 05:49:11	Dark	39.500	161	Tau Pup	2.9310	4500.0	79	34141	No
58	GOM_NL__2PRFIN20080910_055027_000000462072_00019_34141_4561.N1	10-SEP-2008 05:50:27	Dark	46.000	2	Alp Car	-0.73600	7000.0	92	34141	No
59	GOM_NL__2PRFIN20080910_060050_000000402072_00020_34142_4556.N1	10-SEP-2008 06:00:50	Dark	40.000	143	Alp Hyi	2.8570	7200.0	80	34142	No
60	GOM_NL__2PRFIN20080910_060213_000000422072_00020_34142_4557.N1	10-SEP-2008 06:02:13	Dark	41.500	9	Alp Eri	0.45300	24000.	83	34142	No
61	GOM_NL__2PRFIN20080910_060859_000000442072_00020_34142_4558.N1	10-SEP-2008 06:08:59	Straylight	44.000	63	Bet Gru	2.1500	2800.0	88	34142	No
62	GOM_NL__2PRFIN20080910_061334_000000442072_00020_34142_4559.N1	10-SEP-2008 06:13:34	Straylight	43.500	18	24Alp PsA	1.1660	9700.0	87	34142	No
63	GOM_NL__2PRFIN20080910_062229_000000372072_00020_34142_4560.N1	10-SEP-2008 06:22:29	Bright	37.000	162	34Alp Aqr	2.9440	5350.0	74	34142	No
64	GOM_NL__2PRFIN20080910_062528_000000372072_00020_34142_4561.N1	10-SEP-2008 06:25:28	Bright	37.000	61	8Eps Peg	2.1000	3900.0	74	34142	No
65	GOM_NL__2PRFIN20080910_062727_000000422072_00020_34142_4562.N1	10-SEP-2008 06:27:27	Bright	41.500	90	54Alp Peg	2.4870	11000.	83	34142	No
66	GOM_NL__2PRFIN20080910_063141_000000392072_00020_34142_4563.N1	10-SEP-2008 06:31:41	Bright	39.000	164	44Eta Peg	2.9480	5400.0	78	34142	No
67	GOM_NL__2PRFIN20080910_064020_000000352072_00020_34142_4564.N1	10-SEP-2008 06:40:20	Bright	35.000	89	5Alp Cep	2.4510	8000.0	70	34142	No
68	GOM_NL__2PRFIN20080910_064155_000000292072_00020_34142_4565.N1	10-SEP-2008 06:41:55	Tw_i_and_stray	29.000	74	11Bet Cas	2.2680	6600.0	58	34142	No
69	GOM_NL__2PRFIN20080910_064803_000000352072_00020_34142_4566.N1	10-SEP-2008 06:48:03	Bright	35.000	49	1Alp UMi	1.9900	6300.0	70	34142	No
70	GOM_NL__2PRFIN20080910_070521_000000422072_00020_34142_4567.N1	10-SEP-2008 07:05:21	Bright	42.000	24	66Alp Gem	1.5800	10200.	84	34142	No
71	GOM_NL__2PRFIN20080910_071336_000000442072_00020_34142_4568.N1	10-SEP-2008 07:13:36	Twilight	44.000	8	10Alp CMi	0.40000	6500.0	88	34142	No
72	GOM_NL__2PRFIN20080910_072205_000000622072_00020_34142_4569.N1	10-SEP-2008 07:22:05	Dark	62.000	1	9Alp CMa	-1.4400	11000.	124	34142	No
73	GOM_NL__2PRFIN20080910_072433_000000452072_00020_34142_4570.N1	10-SEP-2008 07:24:33	Dark	44.500	23	21Eps CMa	1.5020	26000.	89	34142	No
74	GOM_NL__2PRFIN20080910_072642_000000452072_00020_34142_4571.N1	10-SEP-2008 07:26:42	Dark	45.000	177	1Zet CMa	3.0220	26000.	90	34142	No
75	GOM_NL__2PRFIN20080910_072948_000000412072_00020_34142_4572.N1	10-SEP-2008 07:29:48	Dark	40.500	161	Tau Pup	2.9310	4500.0	81	34142	No
76	GOM_NL__2PRFIN20080910_073104_000000412072_00020_34142_4573.N1	10-SEP-2008 07:31:04	Dark	40.500	2	Alp Car	-0.73600	7000.0	81	34142	No
77	GOM_NL__2PRFIN20080910_074126_000000402072_00021_34143_4570.N1	10-SEP-2008 07:41:26	Dark	40.000	143	Alp Hyi	2.8570	7200.0	80	34143	No
78	GOM_NL__2PRFIN20080910_074249_000000432072_00021_34143_4571.N1	10-SEP-2008 07:42:49	Dark	43.000	9	Alp Eri	0.45300	24000.	86	34143	No
79	GOM_NL__2PRFIN20080910_074935_000000502072_00021_34143_4572.N1	10-SEP-2008 07:49:35	Straylight	50.000	63	Bet Gru	2.1500	2800.0	100	34143	No
80	GOM_NL__2PRFIN20080910_075410_000000442072_00021_34143_4573.N1	10-SEP-2008 07:54:10	Straylight	43.500	18	24Alp PsA	1.1660	9700.0	87	34143	No
81	GOM_NL__2PRFIN20080910_080305_000000372072_00021_34143_4574.N1	10-SEP-2008 08:03:05	Bright	37.000	162	34Alp Aqr	2.9440	5350.0	74	34143	No
82	GOM_NL__2PRFIN20080910_080604_000000372072_00021_34143_4575.N1	10-SEP-2008 08:06:04	Bright	37.000	61	8Eps Peg	2.1000	3900.0	74	34143	No
83	GOM_NL__2PRFIN20080910_080802_000000422072_00021_34143_4576.N1	10-SEP-2008 08:08:02	Bright	41.500	90	54Alp Peg	2.4870	11000.	83	34143	No
84	GOM_NL__2PRFIN20080910_081216_000000402072_00021_34143_4577.N1	10-SEP-2008 08:12:16	Bright	39.500	164	44Eta Peg	2.9480	5400.0	79	34143	No
85	GOM_NL__2PRFIN20080910_082056_000000352072_00021_34143_4578.N1	10-SEP-2008 08:20:56	Bright	35.000	89	5Alp Cep	2.4510	8000.0	70	34143	No
86	GOM_NL__2PRFIN20080910_082231_000000292072_00021_34143_4579.N1	10-SEP-2008 08:22:31	Tw_i_and_stray	29.000	74	11Bet Cas	2.2680	6600.0	58	34143	No
87	GOM_NL__2PRFIN20080910_082839_000000372072_00021_34143_4580.N1	10-SEP-2008 08:28:39	Bright	36.500	49	1Alp UMi	1.9900	6300.0	73	34143	No
88	GOM_NL__2PRFIN20080910_084557_000000422072_00021_34143_4581.N1	10-SEP-2008 08:45:57	Bright	41.500	24	66Alp Gem	1.5800	10200.	83	34143	No
89	GOM_NL__2PRFIN20080910_085412_000000512072_00021_34143_4582.N1	10-SEP-2008 08:54:12	Twilight	50.500	8	10Alp CMi	0.40000	6500.0	101	34143	No
90	GOM_NL__2PRFIN20080910_090242_000000622072_00021_34143_4583.N1	10-SEP-2008 09:02:42	Dark	62.000	1	9Alp CMa	-1.4400	11000.	124	34143	No
91	GOM_NL__2PRFIN20080910_090510_000000482072_00021_34143_4584.N1	10-SEP-2008 09:05:10	Dark	47.500	23	21Eps CMa	1.5020	26000.	95	34143	No
92	GOM_NL__2PRFIN20080910_090719_000000472072_00021_34143_4585.N1	10-SEP-2008 09:07:19	Dark	47.000	177	1Zet CMa	3.0220	26000.	94	34143	No
93	GOM_NL__2PRFIN20080910_091024_000000392072_00021_34143_4586.N1	10-SEP-2008 09:10:24	Dark	39.000	161	Tau Pup	2.9310	4500.0	78	34143	No
94	GOM_NL__2PRFIN20080910_091140_000000442072_00021_34143_4587.N1	10-SEP-2008 09:11:40	Dark	43.500	2	Alp Car	-0.73600	7000.0	87	34143	No
95	GOM_NL__2PRFIN20080910_092203_000000412072_00022_34144_4580.N1	10-SEP-2008 09:22:03	Dark	40.500	143	Alp Hyi	2.8570	7200.0	81	34144	No
96	GOM_NL__2PRFIN20080910_092326_000000412072_00022_34144_4581.N1	10-SEP-2008 09:23:26	Dark	41.000	9	Alp Eri	0.45300	24000.	82	34144	No
97	GOM_NL__2PRFIN20080910_093011_000000442072_00022_34144_4582.N1	10-SEP-2008 09:30:11	Straylight	43.500	63	Bet Gru	2.1500	2800.0	87	34144	No
98	GOM_NL__2PRFIN20080910_093446_000000452072_00022_34144_4583.N1	10-SEP-2008 09:34:46	Straylight	45.000	18	24Alp PsA	1.1660	9700.0	90	34144	No
99	GOM_NL__2PRFIN20080910_094341_000000372072_00022_34144_4584.N1	10-SEP-2008 09:43:41	Bright	37.000	162	34Alp Aqr	2.9440	5350.0	74	34144	No
100	GOM_NL__2PRFIN20080910_094640_000000372072_00022_34144_4585.N1	10-SEP-2008 09:46:40	Bright	37.000	61	8Eps Peg	2.1000	3900.0	74	34144	No
101	GOM_NL__2PRFIN20080910_094838_000000412072_00022_34144_4586.N1	10-SEP-2008 09:48:38	Bright	41.000	90	54Alp Peg	2.4870	11000.	82	34144	No

102	GOM_NL__2PRFIN20080910_095252_000000392072_00022_34144_4587.N1	10-SEP-2008 09:52:52	Bright	38.500	164	44Eta Peg	2.9480	5400.0	77	34144	No
103	GOM_NL__2PRFIN20080910_100131_000000362072_00022_34144_4588.N1	10-SEP-2008 10:01:31	Bright	35.500	89	5Alp Cep	2.4510	8000.0	71	34144	No
104	GOM_NL__2PRFIN20080910_100306_000000342072_00022_34144_4589.N1	10-SEP-2008 10:03:06	Bright	34.000	74	11Bet Cas	2.2680	6600.0	68	34144	No
105	GOM_NL__2PRFIN20080910_100915_000000372072_00022_34144_4590.N1	10-SEP-2008 10:09:15	Bright	36.500	49	1Alp UMi	1.9900	6300.0	73	34144	No
106	GOM_NL__2PRFIN20080910_102633_000000402072_00022_34144_4591.N1	10-SEP-2008 10:26:33	Bright	39.500	24	66Alp Gem	1.5800	10200.	79	34144	No
107	GOM_NL__2PRFIN20080910_103448_000000502072_00022_34144_4592.N1	10-SEP-2008 10:34:48	Twilight	50.000	8	10Alp CMi	0.40000	6500.0	100	34144	No
108	GOM_NL__2PRFIN20080910_104319_000000532072_00022_34144_4593.N1	10-SEP-2008 10:43:19	Dark	53.000	1	9Alp CMa	-1.4400	11000.	106	34144	No
109	GOM_NL__2PRFIN20080910_104546_000000452072_00022_34144_4594.N1	10-SEP-2008 10:45:46	Dark	45.000	23	21Eps CMa	1.5020	26000.	90	34144	No
110	GOM_NL__2PRFIN20080910_104756_000000462072_00022_34144_4595.N1	10-SEP-2008 10:47:56	Dark	46.000	177	1Zet CMa	3.0220	26000.	92	34144	No
111	GOM_NL__2PRFIN20080910_105101_000000392072_00022_34144_4596.N1	10-SEP-2008 10:51:01	Dark	39.000	161	Tau Pup	2.9310	4500.0	78	34144	No
112	GOM_NL__2PRFIN20080910_105216_000000562072_00022_34144_4597.N1	10-SEP-2008 10:52:16	Dark	56.000	2	Alp Car	-0.73600	7000.0	112	34144	No
113	GOM_NL__2PRFIN20080910_110239_000000392072_00023_34145_4604.N1	10-SEP-2008 11:02:39	Dark	39.000	143	Alp Hyi	2.8570	7200.0	78	34145	No
114	GOM_NL__2PRFIN20080910_110402_000000462072_00023_34145_4605.N1	10-SEP-2008 11:04:02	Dark	46.000	9	Alp Eri	0.45300	24000.	92	34145	No
115	GOM_NL__2PRFIN20080910_111047_000000422072_00023_34145_4606.N1	10-SEP-2008 11:10:47	Straylight	41.500	63	Bet Gru	2.1500	2800.0	83	34145	No
116	GOM_NL__2PRFIN20080910_111522_000000412072_00023_34145_4607.N1	10-SEP-2008 11:15:22	Straylight	40.500	18	24Alp PsA	1.1660	9700.0	81	34145	No
117	GOM_NL__2PRFIN20080910_112417_000000372072_00023_34145_4608.N1	10-SEP-2008 11:24:17	Bright	37.000	162	34Alp Aqr	2.9440	5350.0	74	34145	No
118	GOM_NL__2PRFIN20080910_112715_000000382072_00023_34145_4609.N1	10-SEP-2008 11:27:15	Bright	38.000	61	8Eps Peg	2.1000	3900.0	76	34145	No
119	GOM_NL__2PRFIN20080910_112914_000000412072_00023_34145_4610.N1	10-SEP-2008 11:29:14	Bright	40.500	90	54Alp Peg	2.4870	11000.	81	34145	No
120	GOM_NL__2PRFIN20080910_113328_000000392072_00023_34145_4611.N1	10-SEP-2008 11:33:28	Bright	39.000	164	44Eta Peg	2.9480	5400.0	78	34145	No
121	GOM_NL__2PRFIN20080910_114207_000000372072_00023_34145_4612.N1	10-SEP-2008 11:42:07	Bright	37.000	89	5Alp Cep	2.4510	8000.0	74	34145	No
122	GOM_NL__2PRFIN20080910_114341_000000342072_00023_34145_4613.N1	10-SEP-2008 11:43:41	Bright	34.000	74	11Bet Cas	2.2680	6600.0	68	34145	No
123	GOM_NL__2PRFIN20080910_114950_000000362072_00023_34145_4614.N1	10-SEP-2008 11:49:50	Bright	36.000	49	1Alp UMi	1.9900	6300.0	72	34145	No
124	GOM_NL__2PRFIN20080910_120709_000000402072_00023_34145_4615.N1	10-SEP-2008 12:07:09	Bright	40.000	24	66Alp Gem	1.5800	10200.	80	34145	No
125	GOM_NL__2PRFIN20080910_121525_000000532072_00023_34145_4616.N1	10-SEP-2008 12:15:25	Twilight	52.500	8	10Alp CMi	0.40000	6500.0	105	34145	No
126	GOM_NL__2PRFIN20080910_122356_000000602072_00023_34145_4617.N1	10-SEP-2008 12:23:56	Dark	59.500	1	9Alp CMa	-1.4400	11000.	119	34145	No
127	GOM_NL__2PRFIN20080910_122623_000000462072_00023_34145_4618.N1	10-SEP-2008 12:26:23	Dark	46.000	23	21Eps CMa	1.5020	26000.	92	34145	No
128	GOM_NL__2PRFIN20080910_122833_000000452072_00023_34145_4619.N1	10-SEP-2008 12:28:33	Dark	45.000	177	1Zet CMa	3.0220	26000.	90	34145	No
129	GOM_NL__2PRFIN20080910_123137_000000392072_00023_34145_4620.N1	10-SEP-2008 12:31:37	Dark	38.500	161	Tau Pup	2.9310	4500.0	77	34145	No
130	GOM_NL__2PRFIN20080910_123253_000000552072_00023_34145_4621.N1	10-SEP-2008 12:32:53	Dark	55.000	2	Alp Car	-0.73600	7000.0	110	34145	No
131	GOM_NL__2PRFIN20080910_124316_000000392072_00024_34146_4622.N1	10-SEP-2008 12:43:16	Dark	39.000	143	Alp Hyi	2.8570	7200.0	78	34146	No
132	GOM_NL__2PRFIN20080910_124439_000000452072_00024_34146_4623.N1	10-SEP-2008 12:44:39	Dark	44.500	9	Alp Eri	0.45300	24000.	89	34146	No
133	GOM_NL__2PRFIN20080910_125123_000000472072_00024_34146_4624.N1	10-SEP-2008 12:51:23	Straylight	47.000	63	Bet Gru	2.1500	2800.0	94	34146	No
134	GOM_NL__2PRFIN20080910_125558_000000422072_00024_34146_4625.N1	10-SEP-2008 12:55:58	Straylight	42.000	18	24Alp PsA	1.1660	9700.0	84	34146	No
135	GOM_NL__2PRFIN20080910_130453_000000372072_00024_34146_4626.N1	10-SEP-2008 13:04:53	Bright	37.000	162	34Alp Aqr	2.9440	5350.0	74	34146	No
136	GOM_NL__2PRFIN20080910_130751_000000372072_00024_34146_4627.N1	10-SEP-2008 13:07:51	Bright	37.000	61	8Eps Peg	2.1000	3900.0	74	34146	No
137	GOM_NL__2PRFIN20080910_130949_000000422072_00024_34146_4628.N1	10-SEP-2008 13:09:49	Bright	42.000	90	54Alp Peg	2.4870	11000.	84	34146	No
138	GOM_NL__2PRFIN20080910_131403_000000382072_00024_34146_4629.N1	10-SEP-2008 13:14:03	Bright	37.500	164	44Eta Peg	2.9480	5400.0	75	34146	No
139	GOM_NL__2PRFIN20080910_132243_000000362072_00024_34146_4630.N1	10-SEP-2008 13:22:43	Bright	35.500	89	5Alp Cep	2.4510	8000.0	71	34146	No
140	GOM_NL__2PRFIN20080910_132417_000000382072_00024_34146_4631.N1	10-SEP-2008 13:24:17	Bright	38.000	74	11Bet Cas	2.2680	6600.0	76	34146	No
141	GOM_NL__2PRFIN20080910_133026_000000372072_00024_34146_4632.N1	10-SEP-2008 13:30:26	Bright	36.500	49	1Alp UMi	1.9900	6300.0	73	34146	No
142	GOM_NL__2PRFIN20080910_134746_000000412072_00024_34146_4633.N1	10-SEP-2008 13:47:46	Bright	40.500	24	66Alp Gem	1.5800	10200.	81	34146	No
143	GOM_NL__2PRFIN20080910_135601_000000562072_00024_34146_4634.N1	10-SEP-2008 13:56:01	Twilight	55.500	8	10Alp CMi	0.40000	6500.0	111	34146	No
144	GOM_NL__2PRFIN20080910_140432_000000592072_00024_34146_4635.N1	10-SEP-2008 14:04:32	Dark	59.000	1	9Alp CMa	-1.4400	11000.	118	34146	No
145	GOM_NL__2PRFIN20080910_140700_000000452072_00024_34146_4636.N1	10-SEP-2008 14:07:00	Dark	44.500	23	21Eps CMa	1.5020	26000.	89	34146	No
146	GOM_NL__2PRFIN20080910_140910_000000432072_00024_34146_4637.N1	10-SEP-2008 14:09:10	Dark	43.000	177	1Zet CMa	3.0220	26000.	86	34146	No
147	GOM_NL__2PRFIN20080910_141213_000000412072_00024_34146_4638.N1	10-SEP-2008 14:12:13	Dark	41.000	161	Tau Pup	2.9310	4500.0	82	34146	No
148	GOM_NL__2PRFIN20080910_141329_000000522072_00024_34146_4639.N1	10-SEP-2008 14:13:29	Dark	51.500	2	Alp Car	-0.73600	7000.0	103	34146	No
149	GOM_NL__2PRFIN20080910_142352_000000412072_00025_34147_4642.N1	10-SEP-2008 14:23:52	Dark	40.500	143	Alp Hyi	2.8570	7200.0	81	34147	No
150	GOM_NL__2PRFIN20080910_142515_000000442072_00025_34147_4643.N1	10-SEP-2008 14:25:15	Dark	43.500	9	Alp Eri	0.45300	24000.	87	34147	No
151	GOM_NL__2PRFIN20080910_143159_000000412072_00025_34147_4644.N1	10-SEP-2008 14:31:59	Straylight	40.500	63	Bet Gru	2.1500	2800.0	81	34147	No
152	GOM_NL__2PRFIN20080910_143634_000000432072_00025_34147_4645.N1	10-SEP-2008 14:36:34	Straylight	43.000	18	24Alp PsA	1.1660	9700.0	86	34147	No
153	GOM_NL__2PRFIN20080910_144529_000000372072_00025_34147_4646.N1	10-SEP-2008 14:45:29	Bright	37.000	162	34Alp Aqr	2.9440	5350.0	74	34147	No
154	GOM_NL__2PRFIN20080910_144827_000000372072_00025_34147_4647.N1	10-SEP-2008 14:48:27	Bright	36.500	61	8Eps Peg	2.1000	3900.0	73	34147	No
155	GOM_NL__2PRFIN20080910_145025_000000432072_00025_34147_4648.N1	10-SEP-2008 14:50:25	Bright	42.500	90	54Alp Peg	2.4870	11000.	85	34147	No
156	GOM_NL__2PRFIN20080910_145439_000000392072_00025_34147_4649.N1	10-SEP-2008 14:54:39	Bright	38.500	164	44Eta Peg	2.9480	5400.0	77	34147	No
157	GOM_NL__2PRFIN20080910_150319_000000362072_00025_34147_4650.N1	10-SEP-2008 15:03:19	Bright	35.500	89	5Alp Cep	2.4510	8000.0	71	34147	No
158	GOM_NL__2PRFIN20080910_151102_000000342072_00025_34147_4651.N1	10-SEP-2008 15:11:02	Bright	34.000	49	1Alp UMi	1.9900	6300.0	68	34147	No
159	GOM_NL__2PRFIN20080910_152822_000000592072_00025_34147_4652.N1	10-SEP-2008 15:28:22	Bright	59.000	24	66Alp Gem	1.5800	10200.	118	34147	No
160	GOM_NL__2PRFIN20080910_153637_000000512072_00025_34147_4653.N1	10-SEP-2008 15:36:37	Twilight	51.000	8	10Alp CMi	0.40000	6500.0	102	34147	No

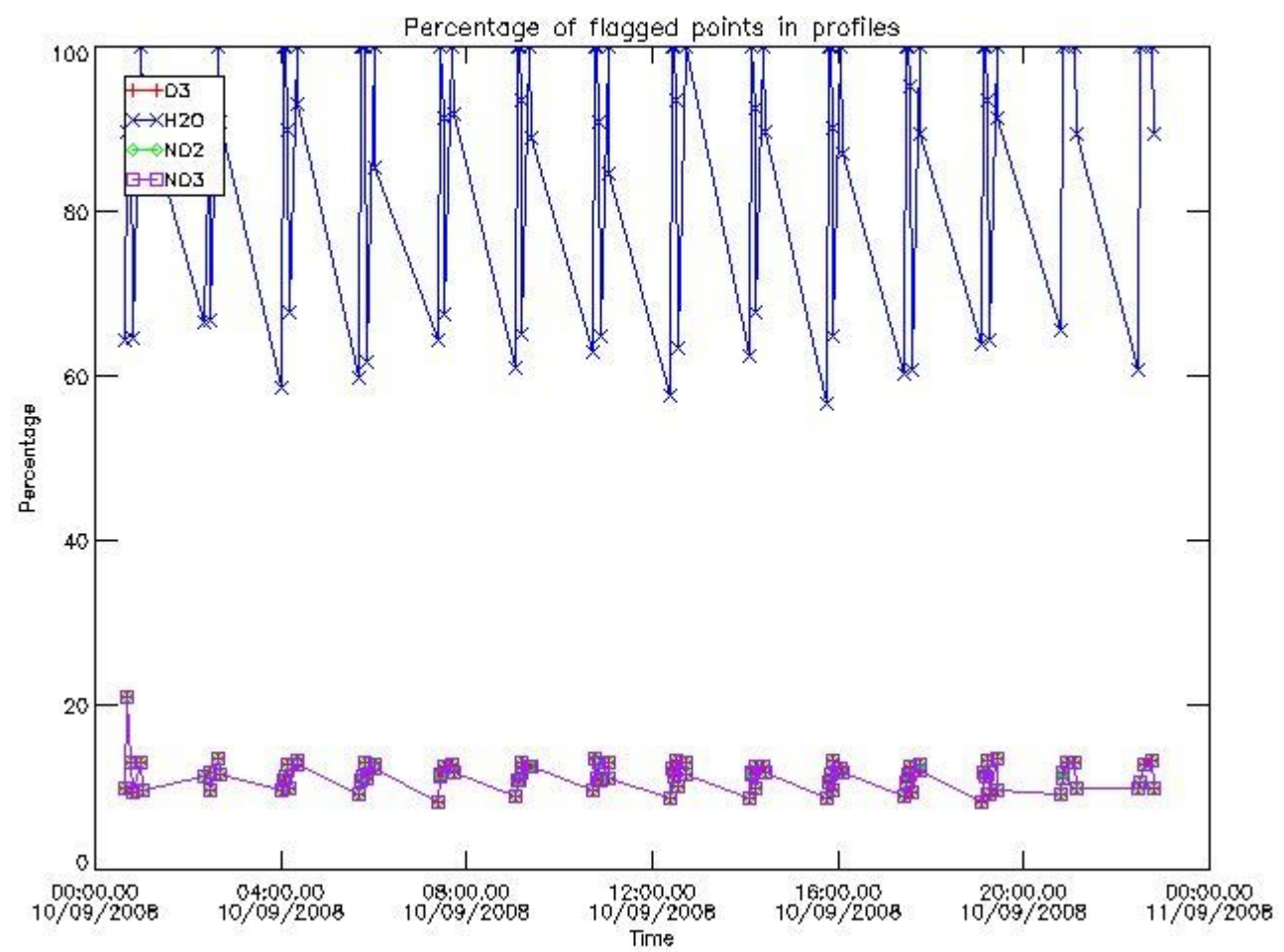
161	GOM_NL__2PRFIN20080910_154509_000000582072_00025_34147_4654.N1	10-SEP-2008 15:45:09	Dark	58.000	1	9Alp CMa	-1.4400	11000.	116	34147	No
162	GOM_NL__2PRFIN20080910_154736_000000492072_00025_34147_4655.N1	10-SEP-2008 15:47:36	Dark	48.500	23	21Eps CMa	1.5020	26000.	97	34147	No
163	GOM_NL__2PRFIN20080910_154947_000000452072_00025_34147_4656.N1	10-SEP-2008 15:49:47	Dark	44.500	177	1Zet CMa	3.0220	26000.	89	34147	No
164	GOM_NL__2PRFIN20080910_155250_000000462072_00025_34147_4657.N1	10-SEP-2008 15:52:50	Dark	46.000	161	Tau Pup	2.9310	4500.0	92	34147	No
165	GOM_NL__2PRFIN20080910_155406_000000532072_00025_34147_4658.N1	10-SEP-2008 15:54:06	Dark	53.000	2	Alp Car	-0.73600	7000.0	106	34147	No
166	GOM_NL__2PRFIN20080910_160429_000000422072_00026_34148_4664.N1	10-SEP-2008 16:04:29	Dark	41.500	143	Alp Hyi	2.8570	7200.0	83	34148	No
167	GOM_NL__2PRFIN20080910_160552_000000432072_00026_34148_4665.N1	10-SEP-2008 16:05:52	Dark	43.000	9	Alp Eri	0.45300	24000.	86	34148	No
168	GOM_NL__2PRFIN20080910_161236_000000492072_00026_34148_4666.N1	10-SEP-2008 16:12:36	Straylight	48.500	63	Bet Gru	2.1500	2800.0	97	34148	No
169	GOM_NL__2PRFIN20080910_161711_000000422072_00026_34148_4667.N1	10-SEP-2008 16:17:11	Straylight	42.000	18	24Alp PsA	1.1660	9700.0	84	34148	No
170	GOM_NL__2PRFIN20080910_162605_000000372072_00026_34148_4668.N1	10-SEP-2008 16:26:05	Bright	37.000	162	34Alp Aqr	2.9440	5350.0	74	34148	No
171	GOM_NL__2PRFIN20080910_162904_000000382072_00026_34148_4669.N1	10-SEP-2008 16:29:04	Bright	38.000	61	8Eps Peg	2.1000	3900.0	76	34148	No
172	GOM_NL__2PRFIN20080910_163101_000000422072_00026_34148_4670.N1	10-SEP-2008 16:31:01	Bright	41.500	90	54Alp Peg	2.4870	11000.	83	34148	No
173	GOM_NL__2PRFIN20080910_163515_000000412072_00026_34148_4671.N1	10-SEP-2008 16:35:15	Bright	40.500	164	44Eta Peg	2.9480	5400.0	81	34148	No
174	GOM_NL__2PRFIN20080910_164355_000000352072_00026_34148_4672.N1	10-SEP-2008 16:43:55	Bright	35.000	89	5Alp Cep	2.4510	8000.0	70	34148	No
175	GOM_NL__2PRFIN20080910_164527_000000422072_00026_34148_4673.N1	10-SEP-2008 16:45:27	Bright	42.000	74	11Bet Cas	2.2680	6600.0	84	34148	No
176	GOM_NL__2PRFIN20080910_165138_000000372072_00026_34148_4674.N1	10-SEP-2008 16:51:38	Bright	36.500	49	1Alp UMi	1.9900	6300.0	73	34148	No
177	GOM_NL__2PRFIN20080910_170858_000000412072_00026_34148_4675.N1	10-SEP-2008 17:08:58	Bright	41.000	24	66Alp Gem	1.5800	10200.	82	34148	No
178	GOM_NL__2PRFIN20080910_171714_000000502072_00026_34148_4676.N1	10-SEP-2008 17:17:14	Twilight	50.000	8	10Alp CMi	0.40000	6500.0	100	34148	No
179	GOM_NL__2PRFIN20080910_172546_000000572072_00026_34148_4677.N1	10-SEP-2008 17:25:46	Dark	57.000	1	9Alp CMa	-1.4400	11000.	114	34148	No
180	GOM_NL__2PRFIN20080910_172813_000000482072_00026_34148_4678.N1	10-SEP-2008 17:28:13	Dark	48.000	23	21Eps CMa	1.5020	26000.	96	34148	No
181	GOM_NL__2PRFIN20080910_173024_000000452072_00026_34148_4679.N1	10-SEP-2008 17:30:24	Dark	44.500	177	1Zet CMa	3.0220	26000.	89	34148	No
182	GOM_NL__2PRFIN20080910_173326_000000412072_00026_34148_4680.N1	10-SEP-2008 17:33:26	Dark	41.000	161	Tau Pup	2.9310	4500.0	82	34148	No
183	GOM_NL__2PRFIN20080910_173442_000000542072_00026_34148_4681.N1	10-SEP-2008 17:34:42	Dark	54.000	2	Alp Car	-0.73600	7000.0	108	34148	No
184	GOM_NL__2PRFIN20080910_174505_000000402072_00027_34149_4698.N1	10-SEP-2008 17:45:05	Dark	40.000	143	Alp Hyi	2.8570	7200.0	80	34149	No
185	GOM_NL__2PRFIN20080910_174628_000000432072_00027_34149_4699.N1	10-SEP-2008 17:46:28	Dark	42.500	9	Alp Eri	0.45300	24000.	85	34149	No
186	GOM_NL__2PRFIN20080910_175312_000000452072_00027_34149_4700.N1	10-SEP-2008 17:53:12	Straylight	44.500	63	Bet Gru	2.1500	2800.0	89	34149	No
187	GOM_NL__2PRFIN20080910_175747_000000452072_00027_34149_4701.N1	10-SEP-2008 17:57:47	Straylight	44.500	18	24Alp PsA	1.1660	9700.0	89	34149	No
188	GOM_NL__2PRFIN20080910_180641_000000372072_00027_34149_4702.N1	10-SEP-2008 18:06:41	Bright	37.000	162	34Alp Aqr	2.9440	5350.0	74	34149	No
189	GOM_NL__2PRFIN20080910_180940_000000382072_00027_34149_4703.N1	10-SEP-2008 18:09:40	Bright	38.000	61	8Eps Peg	2.1000	3900.0	76	34149	No
190	GOM_NL__2PRFIN20080910_181136_000000422072_00027_34149_4704.N1	10-SEP-2008 18:11:36	Bright	41.500	90	54Alp Peg	2.4870	11000.	83	34149	No
191	GOM_NL__2PRFIN20080910_181550_000000382072_00027_34149_4705.N1	10-SEP-2008 18:15:50	Bright	37.500	164	44Eta Peg	2.9480	5400.0	75	34149	No
192	GOM_NL__2PRFIN20080910_182431_000000352072_00027_34149_4706.N1	10-SEP-2008 18:24:31	Bright	35.000	89	5Alp Cep	2.4510	8000.0	70	34149	No
193	GOM_NL__2PRFIN20080910_182603_000000422072_00027_34149_4707.N1	10-SEP-2008 18:26:03	Bright	42.000	74	11Bet Cas	2.2680	6600.0	84	34149	No
194	GOM_NL__2PRFIN20080910_183214_000000372072_00027_34149_4708.N1	10-SEP-2008 18:32:14	Bright	36.500	49	1Alp UMi	1.9900	6300.0	73	34149	No
195	GOM_NL__2PRFIN20080910_184934_000000422072_00027_34149_4709.N1	10-SEP-2008 18:49:34	Bright	41.500	24	66Alp Gem	1.5800	10200.	83	34149	No
196	GOM_NL__2PRFIN20080910_185750_000000552072_00027_34149_4710.N1	10-SEP-2008 18:57:50	Twilight	54.500	8	10Alp CMi	0.40000	6500.0	109	34149	No
197	GOM_NL__2PRFIN20080910_190623_000000632072_00027_34149_4711.N1	10-SEP-2008 19:06:23	Dark	62.500	1	9Alp CMa	-1.4400	11000.	125	34149	No
198	GOM_NL__2PRFIN20080910_190850_000000432072_00027_34149_4712.N1	10-SEP-2008 19:08:50	Dark	43.000	23	21Eps CMa	1.5020	26000.	86	34149	No
199	GOM_NL__2PRFIN20080910_191101_000000452072_00027_34149_4713.N1	10-SEP-2008 19:11:01	Dark	45.000	177	1Zet CMa	3.0220	26000.	90	34149	No
200	GOM_NL__2PRFIN20080910_191403_000000392072_00027_34149_4714.N1	10-SEP-2008 19:14:03	Dark	38.500	161	Tau Pup	2.9310	4500.0	77	34149	No
201	GOM_NL__2PRFIN20080910_191519_000000552072_00027_34149_4715.N1	10-SEP-2008 19:15:19	Dark	55.000	2	Alp Car	-0.73600	7000.0	110	34149	No
202	GOM_NL__2PRFIN20080910_192541_000000382072_00028_34150_4720.N1	10-SEP-2008 19:25:41	Dark	38.000	143	Alp Hyi	2.8570	7200.0	76	34150	No
203	GOM_NL__2PRFIN20080910_192705_000000522072_00028_34150_4721.N1	10-SEP-2008 19:27:05	Dark	52.000	9	Alp Eri	0.45300	24000.	104	34150	No
204	GOM_NL__2PRFIN20080910_193348_000000432072_00028_34150_4722.N1	10-SEP-2008 19:33:48	Straylight	42.500	63	Bet Gru	2.1500	2800.0	85	34150	No
205	GOM_NL__2PRFIN20080910_193823_000000432072_00028_34150_4723.N1	10-SEP-2008 19:38:23	Straylight	42.500	18	24Alp PsA	1.1660	9700.0	85	34150	No
206	GOM_NL__2PRFIN20080910_194717_000000372072_00028_34150_4724.N1	10-SEP-2008 19:47:17	Bright	36.500	162	34Alp Aqr	2.9440	5350.0	73	34150	No
207	GOM_NL__2PRFIN20080910_195016_000000382072_00028_34150_4725.N1	10-SEP-2008 19:50:16	Bright	37.500	61	8Eps Peg	2.1000	3900.0	75	34150	No
208	GOM_NL__2PRFIN20080910_195212_000000422072_00028_34150_4726.N1	10-SEP-2008 19:52:12	Bright	41.500	90	54Alp Peg	2.4870	11000.	83	34150	No
209	GOM_NL__2PRFIN20080910_195626_000000402072_00028_34150_4727.N1	10-SEP-2008 19:56:26	Bright	39.500	164	44Eta Peg	2.9480	5400.0	79	34150	No
210	GOM_NL__2PRFIN20080910_200507_000000362072_00028_34150_4728.N1	10-SEP-2008 20:05:07	Bright	36.000	89	5Alp Cep	2.4510	8000.0	72	34150	No
211	GOM_NL__2PRFIN20080910_200638_000000432072_00028_34150_4729.N1	10-SEP-2008 20:06:38	Bright	43.000	74	11Bet Cas	2.2680	6600.0	86	34150	No
212	GOM_NL__2PRFIN20080910_201250_000000372072_00028_34150_4730.N1	10-SEP-2008 20:12:50	Bright	36.500	49	1Alp UMi	1.9900	6300.0	73	34150	No
213	GOM_NL__2PRFIN20080910_203010_000000592072_00028_34150_4731.N1	10-SEP-2008 20:30:10	Bright	59.000	24	66Alp Gem	1.5800	10200.	118	34150	No
214	GOM_NL__2PRFIN20080910_203827_000000562072_00028_34150_4732.N1	10-SEP-2008 20:38:27	Twilight	55.500	8	10Alp CMi	0.40000	6500.0	111	34150	No
215	GOM_NL__2PRFIN20080910_204700_000000562072_00028_34150_4733.N1	10-SEP-2008 20:47:00	Dark	55.500	1	9Alp CMa	-1.4400	11000.	111	34150	No
216	GOM_NL__2PRFIN20080910_204926_000000432072_00028_34150_4734.N1	10-SEP-2008 20:49:26	Dark	43.000	23	21Eps CMa	1.5020	26000.	86	34150	No
217	GOM_NL__2PRFIN20080910_205137_000000462072_00028_34150_4735.N1	10-SEP-2008 20:51:37	Dark	45.500	177	1Zet CMa	3.0220	26000.	91	34150	No
218	GOM_NL__2PRFIN20080910_205439_000000392072_00028_34150_4736.N1	10-SEP-2008 20:54:39	Dark	39.000	161	Tau Pup	2.9310	4500.0	78	34150	No
219	GOM_NL__2PRFIN20080910_210618_000000392072_00029_34151_4742.N1	10-SEP-2008 21:06:18	Dark	39.000	143	Alp Hyi	2.8570	7200.0	78	34151	No

220	GOM_NL__2PRFIN20080910_210741_000000522072_00029_34151_4743.N1	10-SEP-2008 21:07:41	Dark	51.500	9	Alp Eri	0.45300	24000.	103	34151	No
221	GOM_NL__2PRFIN20080910_211424_000000432072_00029_34151_4744.N1	10-SEP-2008 21:14:24	Straylight	42.500	63	Bet Gru	2.1500	2800.0	85	34151	No
222	GOM_NL__2PRFIN20080910_211859_000000442072_00029_34151_4745.N1	10-SEP-2008 21:18:59	Straylight	44.000	18	24Alp PsA	1.1660	9700.0	88	34151	No
223	GOM_NL__2PRFIN20080910_212753_000000382072_00029_34151_4746.N1	10-SEP-2008 21:27:53	Bright	37.500	162	34Alp Aqr	2.9440	5350.0	75	34151	No
224	GOM_NL__2PRFIN20080910_213052_000000372072_00029_34151_4747.N1	10-SEP-2008 21:30:52	Bright	37.000	61	8Eps Peg	2.1000	3900.0	74	34151	No
225	GOM_NL__2PRFIN20080910_213248_000000422072_00029_34151_4748.N1	10-SEP-2008 21:32:48	Bright	42.000	90	54Alp Peg	2.4870	11000.	84	34151	No
226	GOM_NL__2PRFIN20080910_213702_000000382072_00029_34151_4749.N1	10-SEP-2008 21:37:02	Bright	37.500	164	44Eta Peg	2.9480	5400.0	75	34151	No
227	GOM_NL__2PRFIN20080910_214543_000000362072_00029_34151_4750.N1	10-SEP-2008 21:45:43	Bright	36.000	89	5Alp Cep	2.4510	8000.0	72	34151	No
228	GOM_NL__2PRFIN20080910_214714_000000432072_00029_34151_4751.N1	10-SEP-2008 21:47:14	Bright	42.500	74	11Bet Cas	2.2680	6600.0	85	34151	No
229	GOM_NL__2PRFIN20080910_215326_000000372072_00029_34151_4752.N1	10-SEP-2008 21:53:26	Bright	36.500	49	1Alp UMi	1.9900	6300.0	73	34151	No
230	GOM_NL__2PRFIN20080910_221046_000000422072_00029_34151_4753.N1	10-SEP-2008 22:10:46	Bright	42.000	24	66Alp Gem	1.5800	10200.	84	34151	No
231	GOM_NL__2PRFIN20080910_221903_000000562072_00029_34151_4754.N1	10-SEP-2008 22:19:03	Twilight	55.500	8	10Alp CMi	0.40000	6500.0	111	34151	No
232	GOM_NL__2PRFIN20080910_222737_000000572072_00029_34151_4755.N1	10-SEP-2008 22:27:37	Dark	56.500	1	9Alp CMa	-1.4400	11000.	113	34151	No
233	GOM_NL__2PRFIN20080910_223003_000000492072_00029_34151_4756.N1	10-SEP-2008 22:30:03	Dark	48.500	23	21Eps CMa	1.5020	26000.	97	34151	No
234	GOM_NL__2PRFIN20080910_223516_000000402072_00029_34151_4757.N1	10-SEP-2008 22:35:16	Dark	40.000	161	Tau Pup	2.9310	4500.0	80	34151	No
235	GOM_NL__2PRFIN20080910_224654_000000392072_00030_34152_4762.N1	10-SEP-2008 22:46:54	Dark	38.500	143	Alp Hyi	2.8570	7200.0	77	34152	No
236	GOM_NL__2PRFIN20080910_224818_000000522072_00030_34152_4763.N1	10-SEP-2008 22:48:18	Dark	52.000	9	Alp Eri	0.45300	24000.	104	34152	No
237	GOM_NL__2PRFIN20080910_225500_000000442072_00030_34152_4764.N1	10-SEP-2008 22:55:00	Straylight	44.000	63	Bet Gru	2.1500	2800.0	88	34152	No
238	GOM_NL__2PRFIN20080910_225935_000000452072_00030_34152_4765.N1	10-SEP-2008 22:59:35	Straylight	44.500	18	24Alp PsA	1.1660	9700.0	89	34152	No
239	GOM_NL__2PRFIN20080910_230829_000000382072_00030_34152_4766.N1	10-SEP-2008 23:08:29	Bright	38.000	162	34Alp Aqr	2.9440	5350.0	76	34152	No
240	GOM_NL__2PRFIN20080910_231128_000000372072_00030_34152_4767.N1	10-SEP-2008 23:11:28	Bright	37.000	61	8Eps Peg	2.1000	3900.0	74	34152	No
241	GOM_NL__2PRFIN20080910_231323_000000422072_00030_34152_4768.N1	10-SEP-2008 23:13:23	Bright	41.500	90	54Alp Peg	2.4870	11000.	83	34152	No
242	GOM_NL__2PRFIN20080910_231737_000000402072_00030_34152_4769.N1	10-SEP-2008 23:17:37	Bright	39.500	164	44Eta Peg	2.9480	5400.0	79	34152	No
243	GOM_NL__2PRFIN20080910_232619_000000332072_00030_34152_4770.N1	10-SEP-2008 23:26:19	Bright	32.500	89	5Alp Cep	2.4510	8000.0	65	34152	No
244	GOM_NL__2PRFIN20080910_232749_000000402072_00030_34152_4771.N1	10-SEP-2008 23:27:49	Bright	39.500	74	11Bet Cas	2.2680	6600.0	79	34152	No
245	GOM_NL__2PRFIN20080910_233402_000000342072_00030_34152_4772.N1	10-SEP-2008 23:34:02	Bright	33.500	49	1Alp UMi	1.9900	6300.0	67	34152	No
246	GOM_NL__2PRFIN20080910_235122_000000432072_00030_34152_4773.N1	10-SEP-2008 23:51:22	Bright	43.000	24	66Alp Gem	1.5800	10200.	86	34152	No
247	GOM_NL__2PRFIN20080910_235939_000000532072_00030_34152_4774.N1	10-SEP-2008 23:59:39	Twilight	52.500	8	10Alp CMi	0.40000	6500.0	105	34152	No

3. Quality information per product

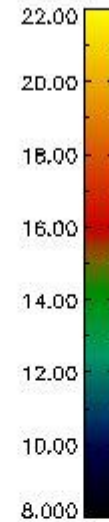
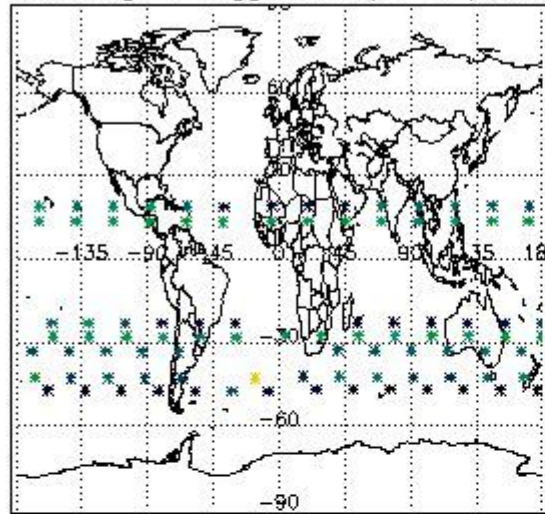
In this section it is plotted some information contained in the Quality Summary data set of the level 2 products. Only products in dark limb conditions and without errors (error flag in the MPH set to "0") are used.

3.1 Plot quality information per product (time dependant)

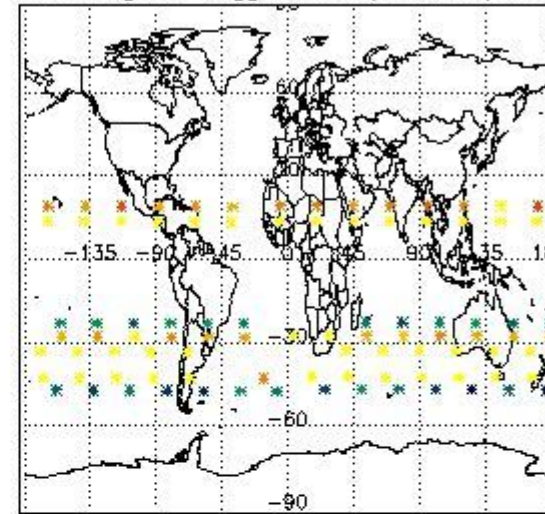


3.2 Plot quality information per product (world map)

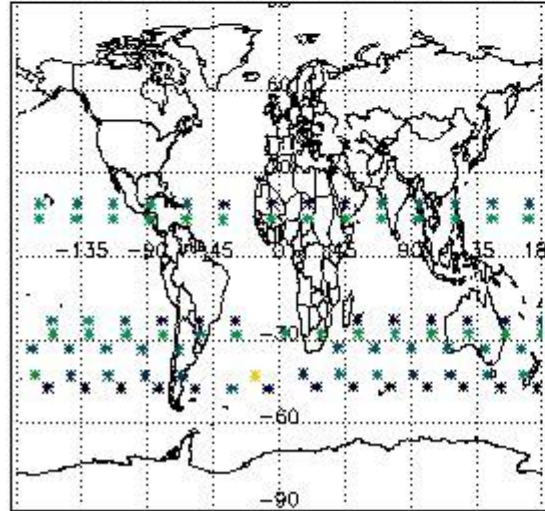
Percentage of flagged data per O3 profile



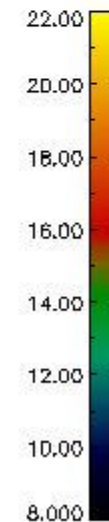
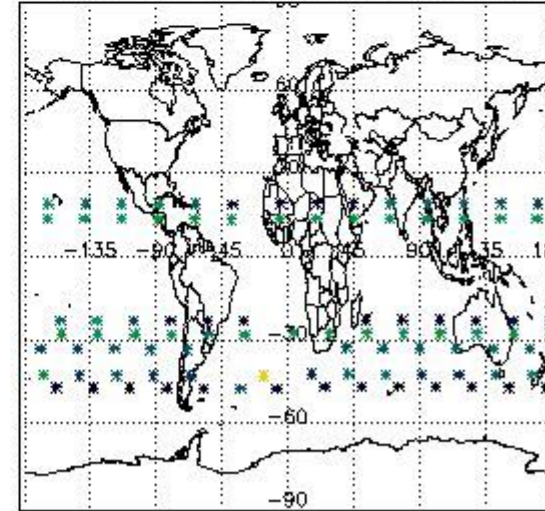
Percentage of flagged data per H2O profile



Percentage of flagged data per NO2 profile



Percentage of flagged data per NO3 profile

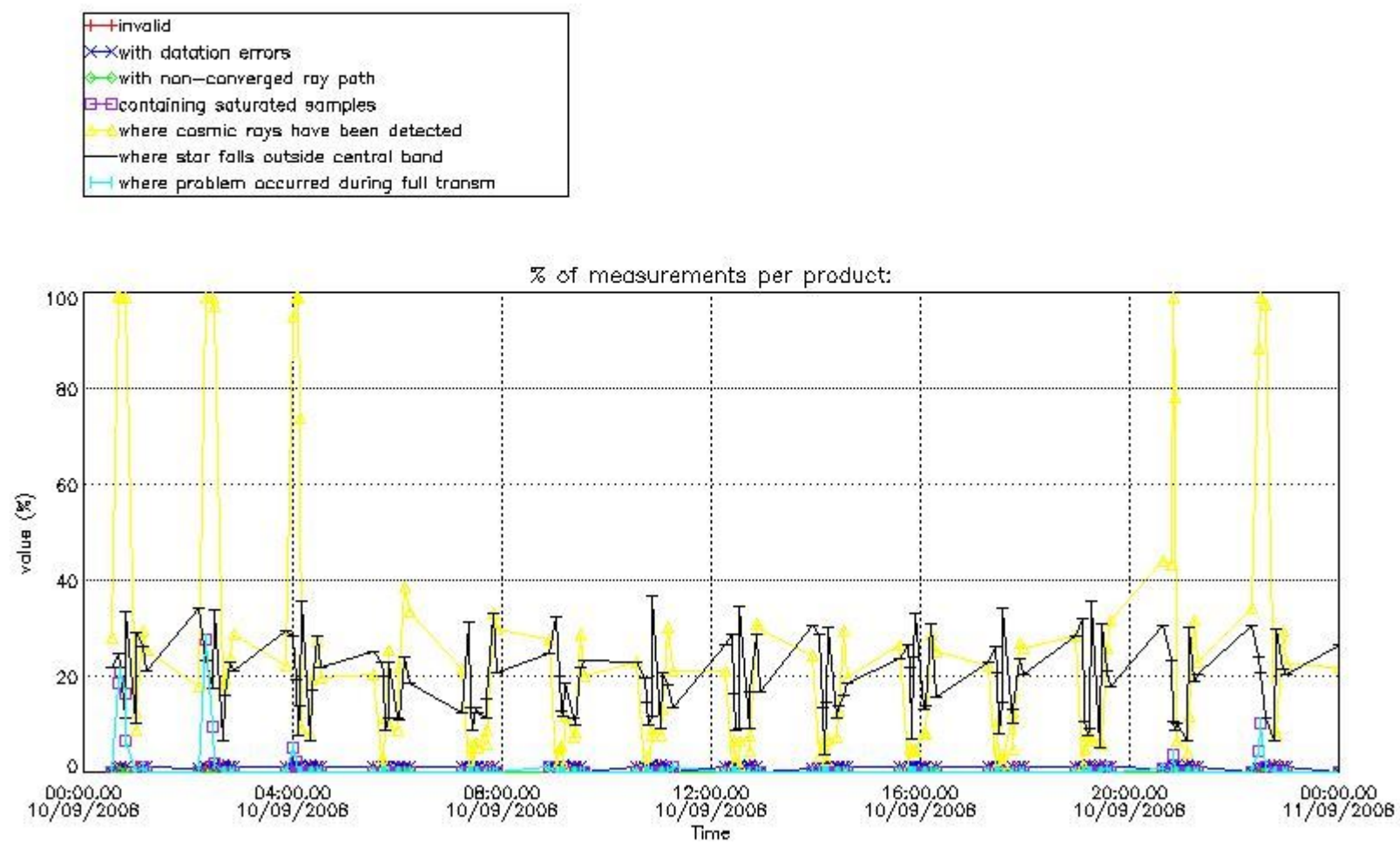


4. Level 1 quality information per product

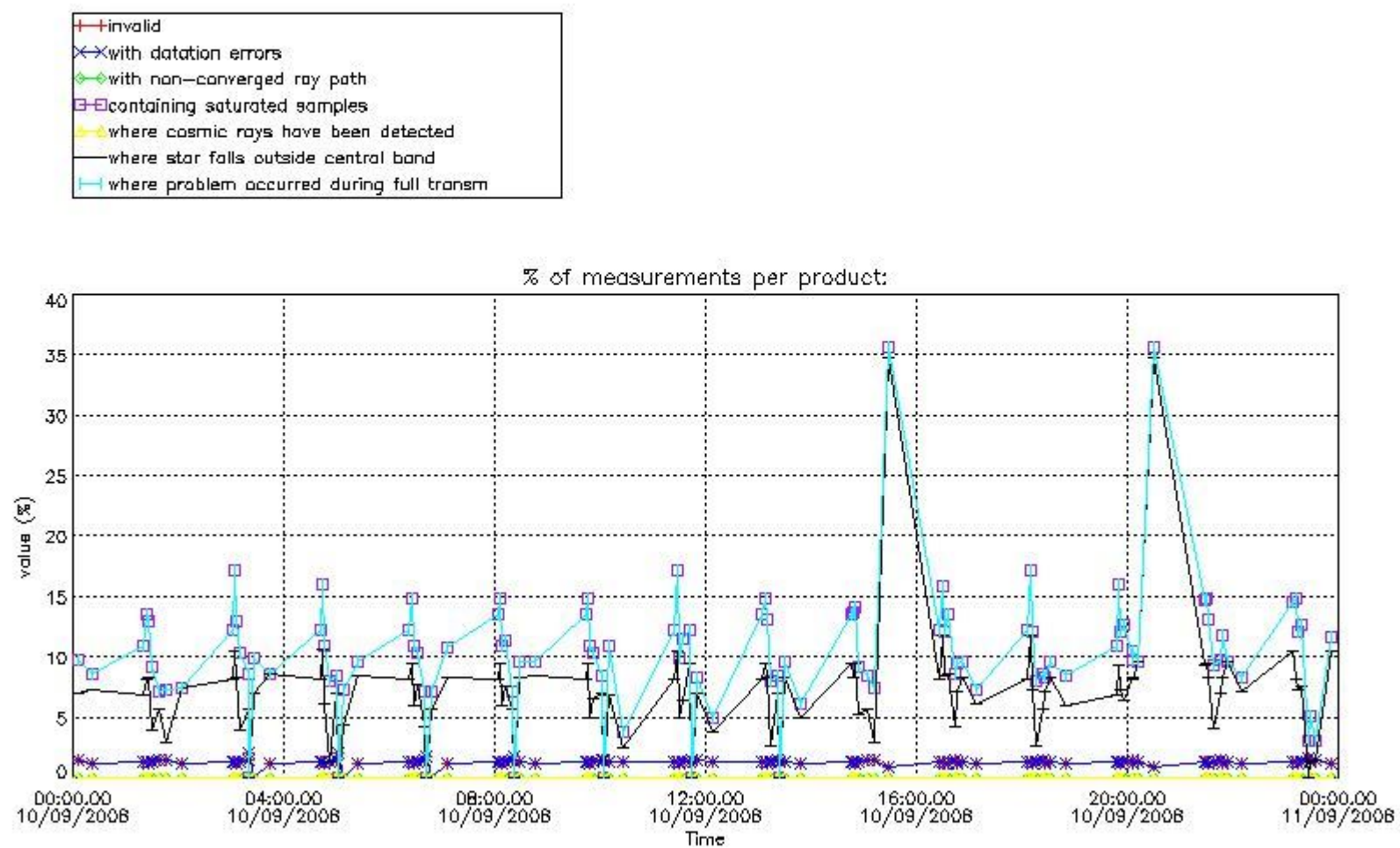
In this section it is plotted some information contained in the Quality Summary data set of the level 2 products that comes from the level 1b processing. Products without errors (error flag in the MPH set to "0") are used.

4.1 Plot quality information per product (time dependant) coming from level 1b processing

4.1.1 Plot level 1 quality information per product (time dependant): ENVISAT ASCENDING passes



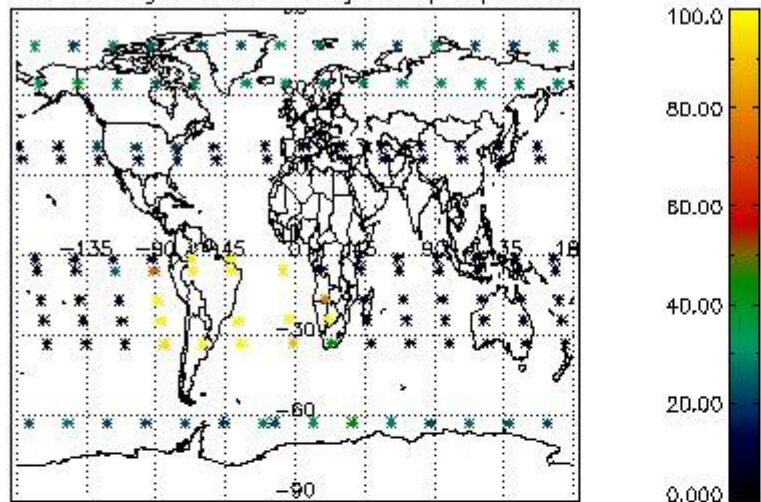
4.1.2 Plot level 1 quality information per product (time dependant): ENVISAT DESCENDING passes



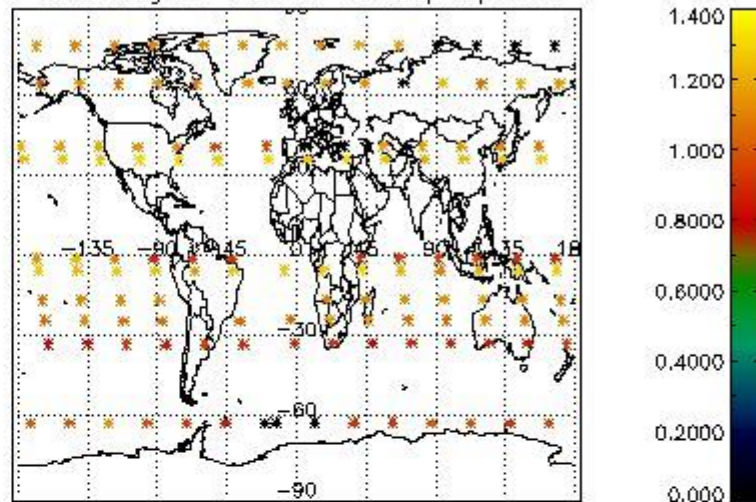
4.2 Plot quality information per product coming from level 1b processing (world map)

4.2.1 Plot level 1 quality information per product (world map): ENVISAT ASCENDING passes

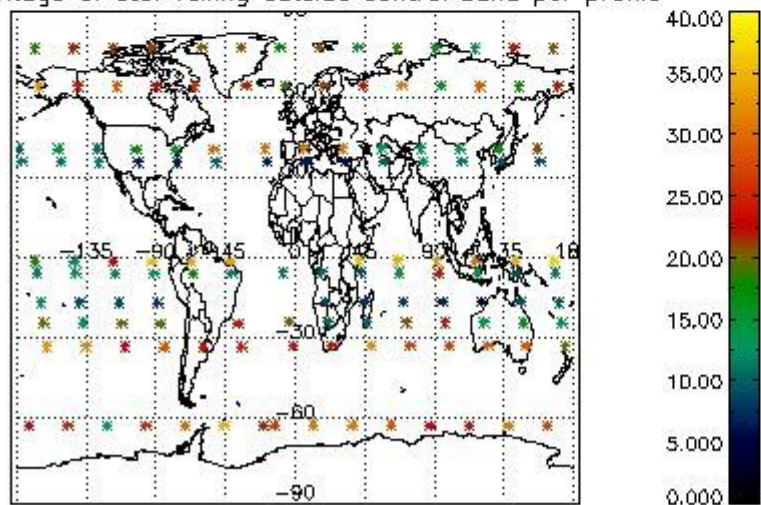
Percentage of cosmic ray hits per profile



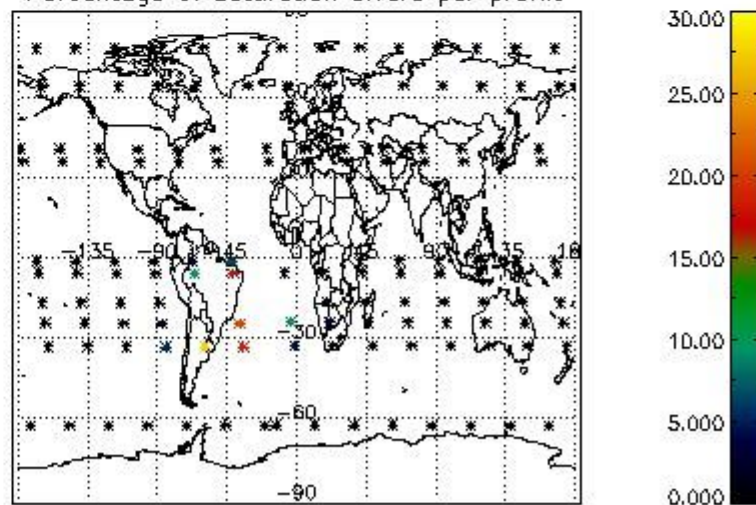
Percentage of datation errors per profile



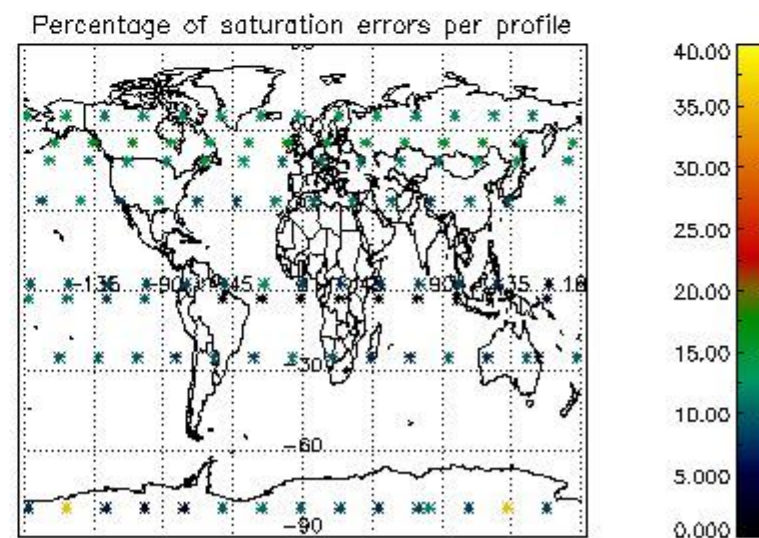
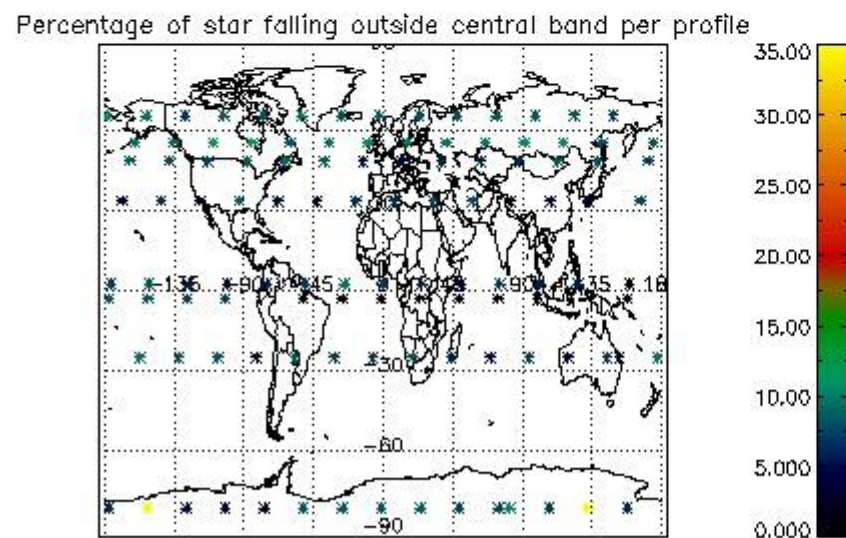
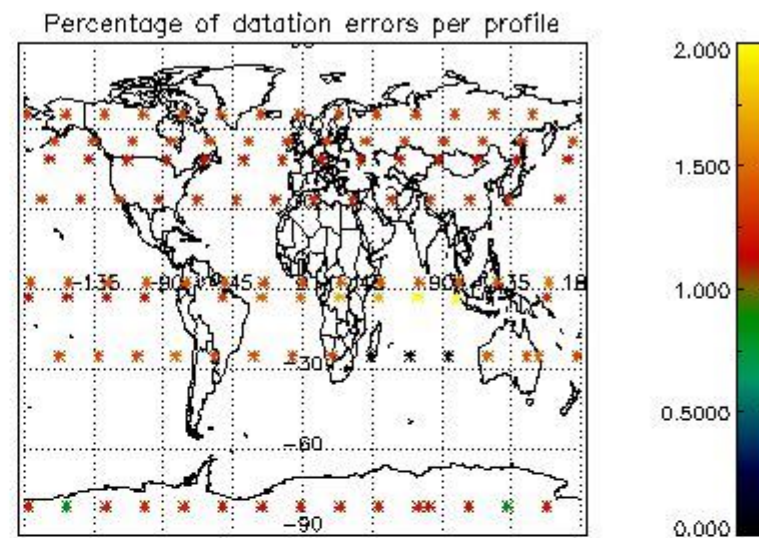
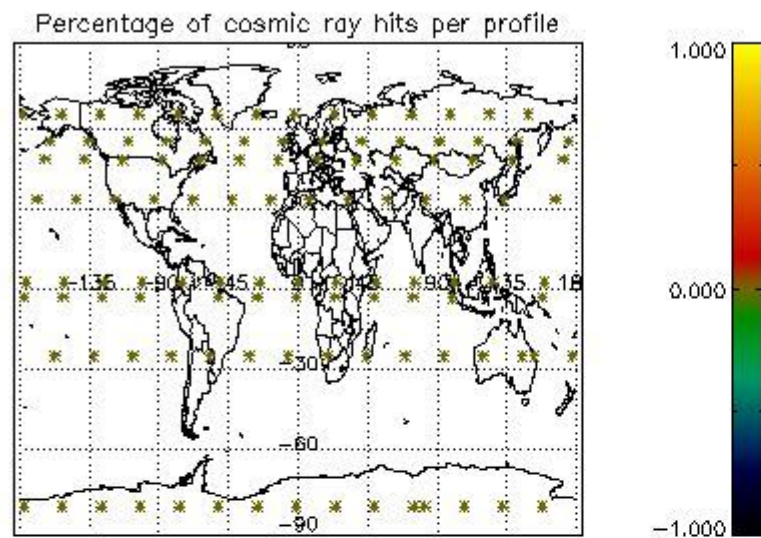
Percentage of star falling outside central band per profile



Percentage of saturation errors per profile



4.2.2 Plot level 1 quality information per product (world map): ENVISAT DESCENDING passes



5. Trace gas profiles

5.1 Ozone statistics based on quality of products

The final quality of the products can be "measured" using the STD (Standard Deviation) attached to every point profile. This information is written to the parameter GOM_NL__2P/NL_LOCAL_SPECIES_DENSITY/o3_std of the level 2 products. The table below shows the statistics for given STD ranges.

The statistics are given with respect to the overall valid production:

- Products without fatal errors: GOM_NL__2P/MPH/PRODUCT_ERR=0
- Valid point profile: GOM_NL__2P/NL_LOCAL_SPECIES_DENSITY/pcd(0)=0

The 'Criteria' is applied to valid points of dark limb products:

- Products in dark limb illumination condition: GOM_NL__2P/NL_SUMMARY_QUALITY/obs_ill_cond=0
- Products without fatal errors: GOM_NL__2P/MPH/PRODUCT_ERR=0
- Valid point profile: GOM_NL__2P/NL_LOCAL_SPECIES_DENSITY/pcd(0)=0

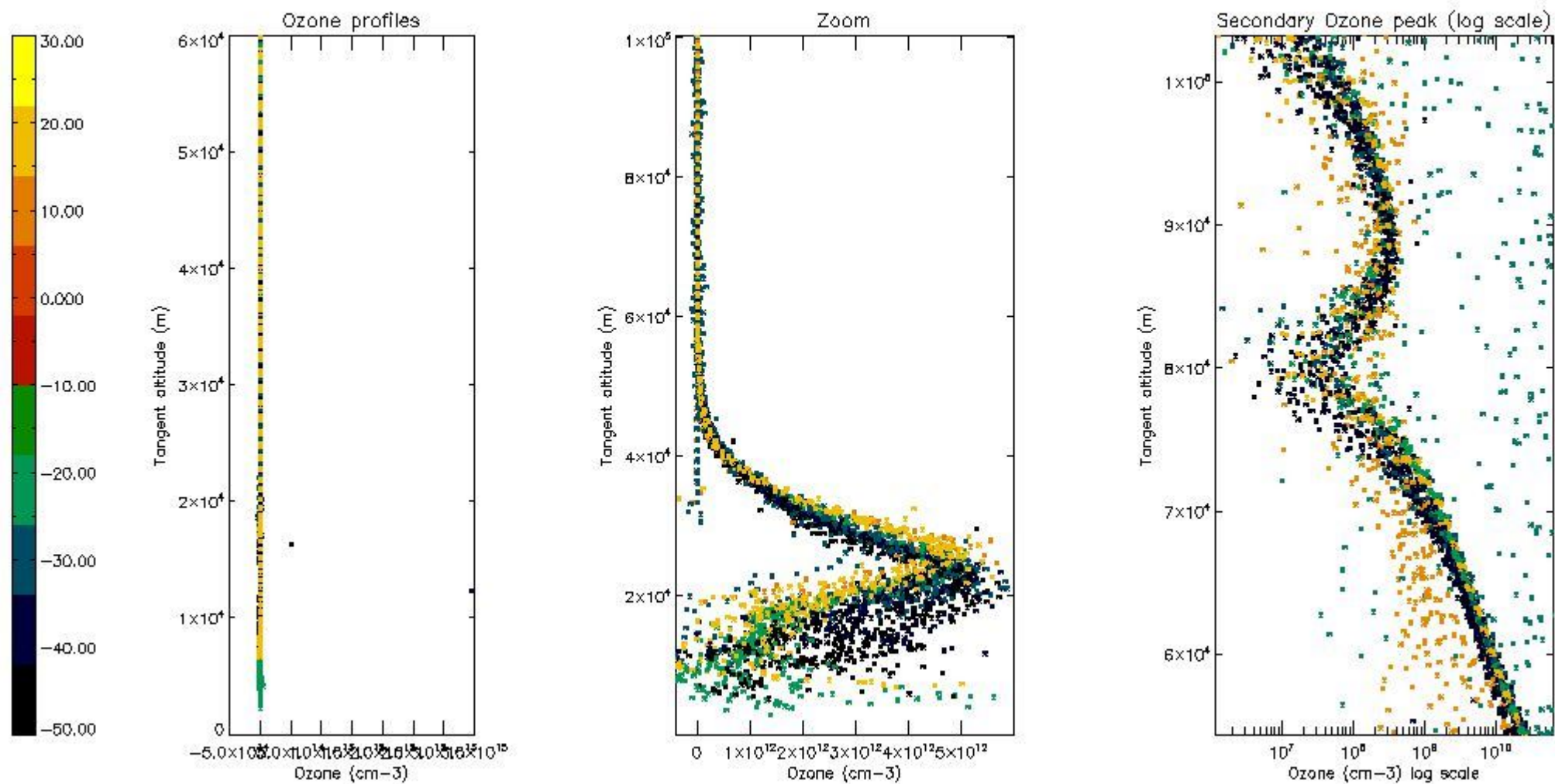
So, the table below shows the percentage of dark limb and valid observations for each criteria with respect to the overall valid daily observations.

Criteria	% of total production
All STD	42
STD < 20	24

STD < 10	20
STD < 5	16

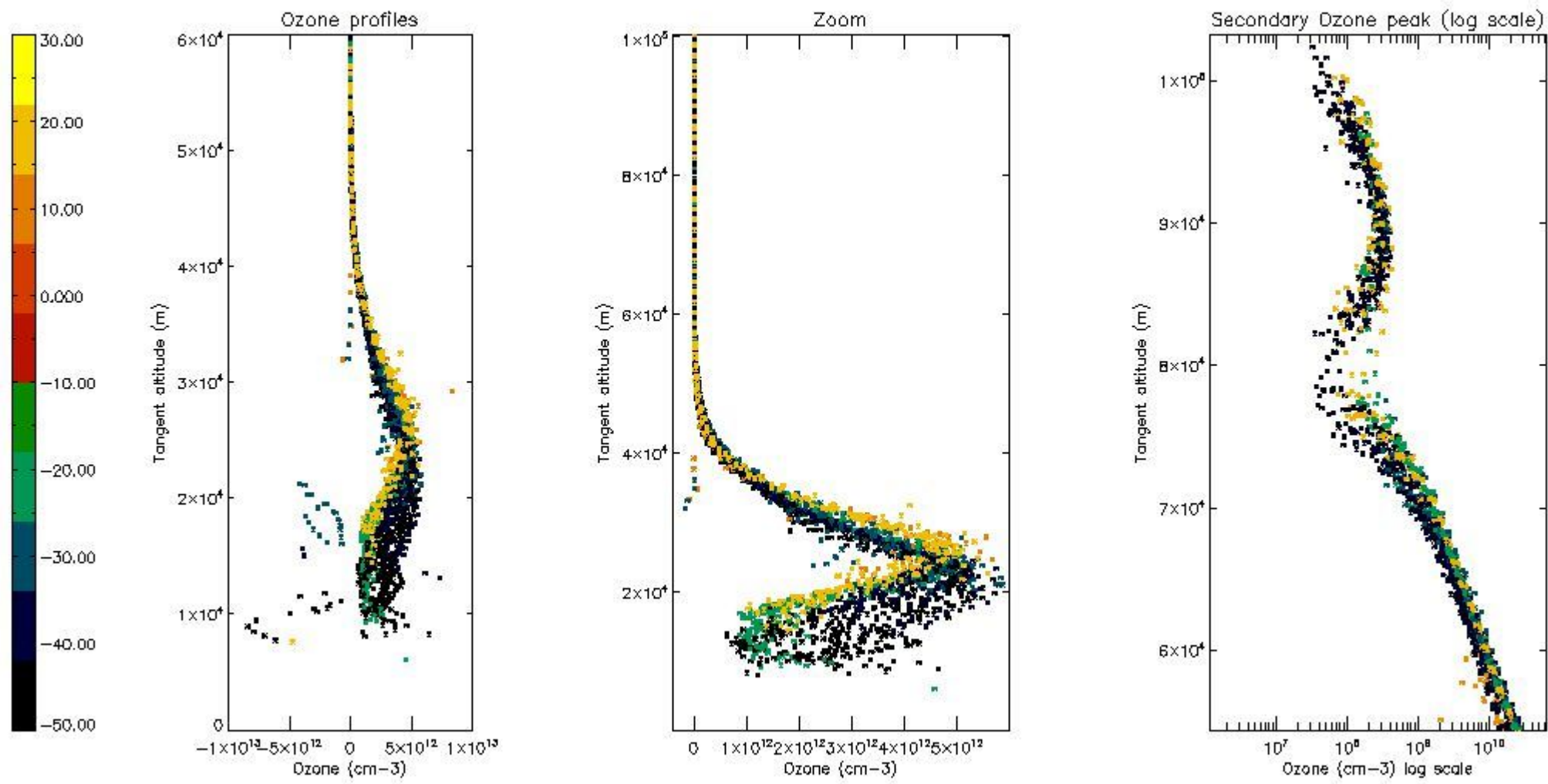
5.2 Plot ozone profiles for all STD (dark without errors)

The colorbar represents the latitude.



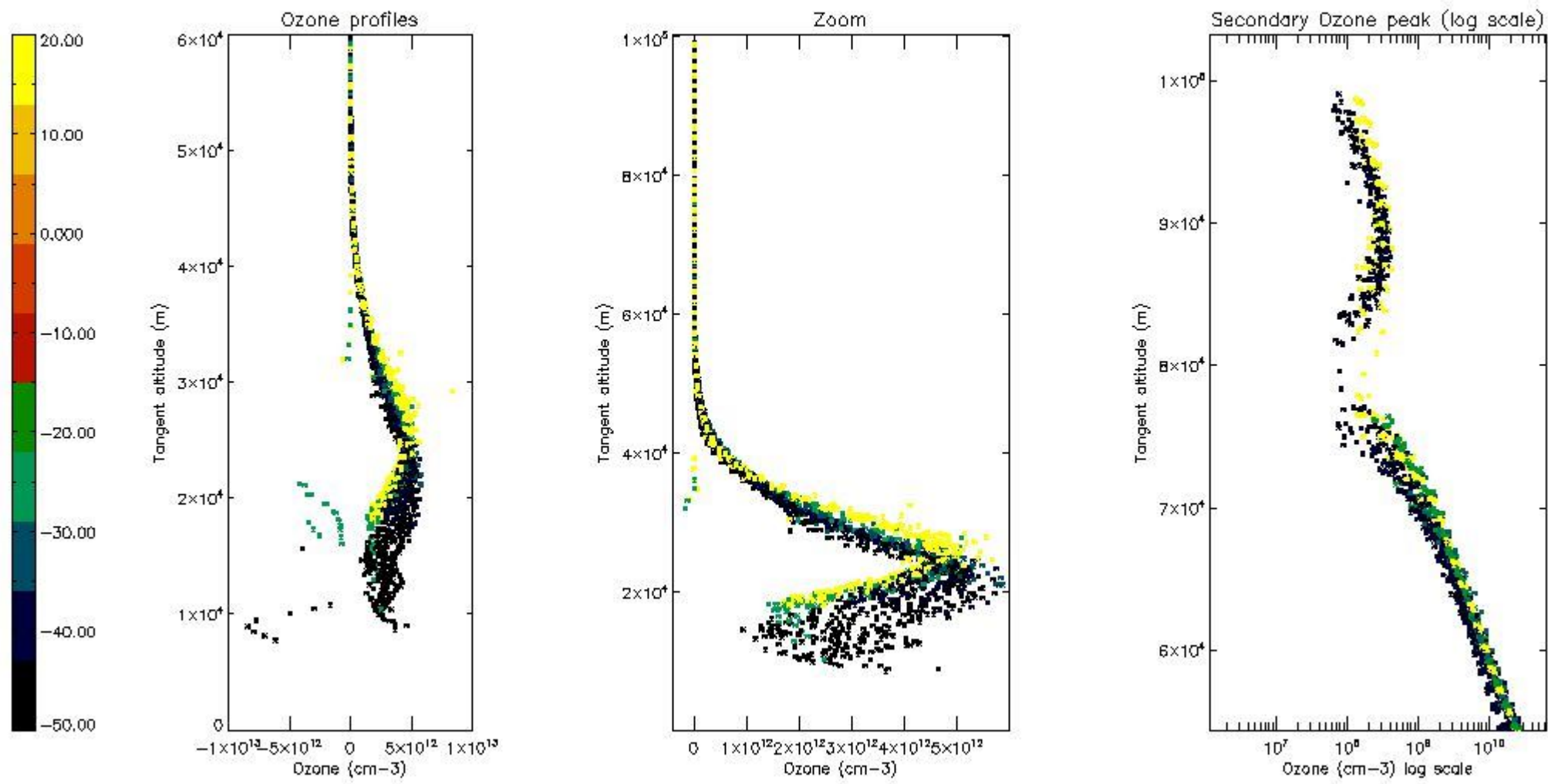
5.3 Plot ozone profiles where STD < 20% (dark without errors)

The colorbar represents the latitude.



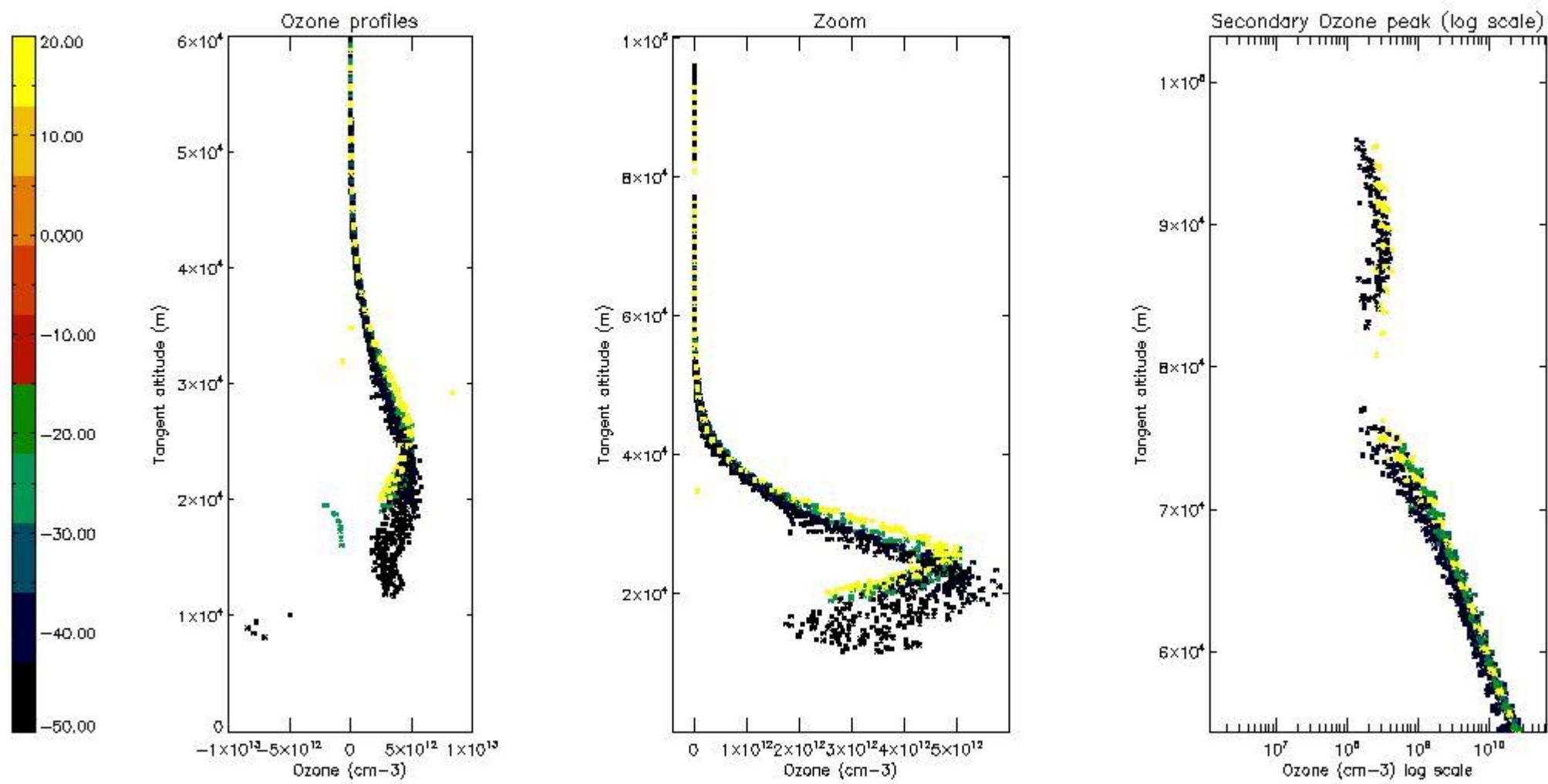
5.4 Plot ozone profiles where $STD < 10\%$ (dark without errors)

The colorbar represents the latitude.



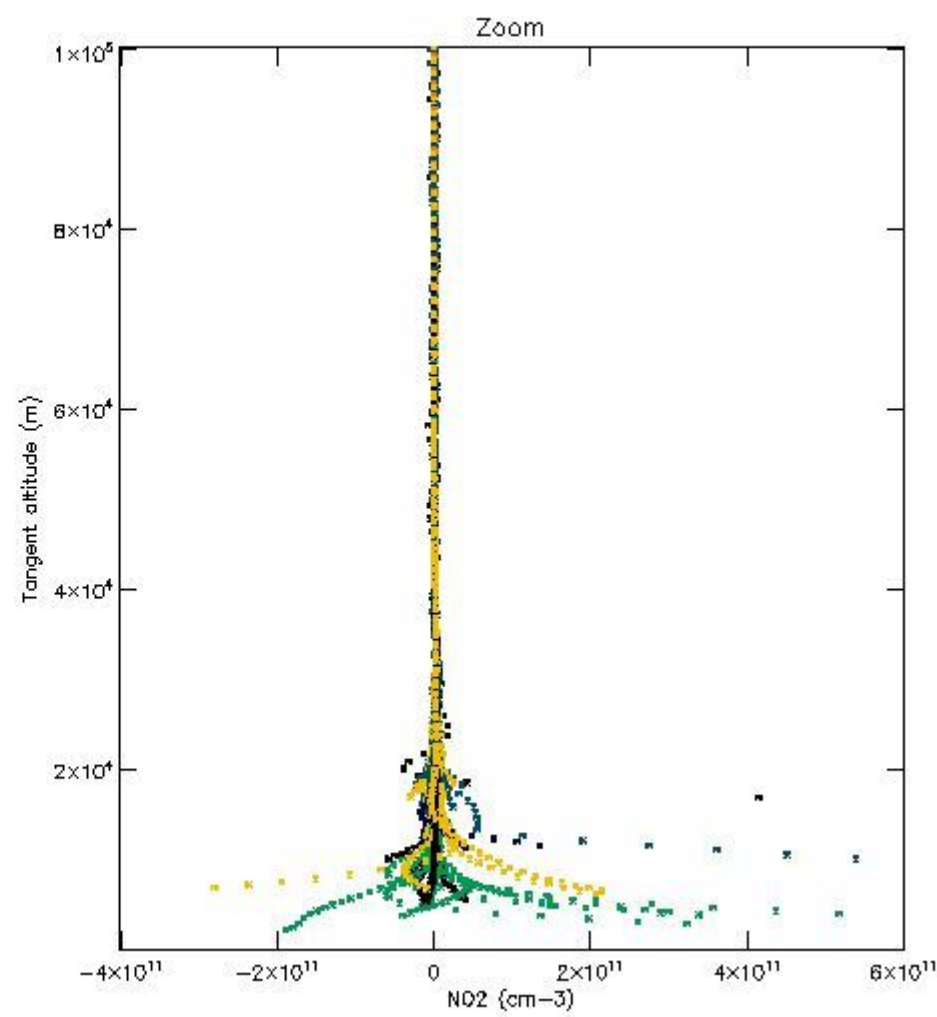
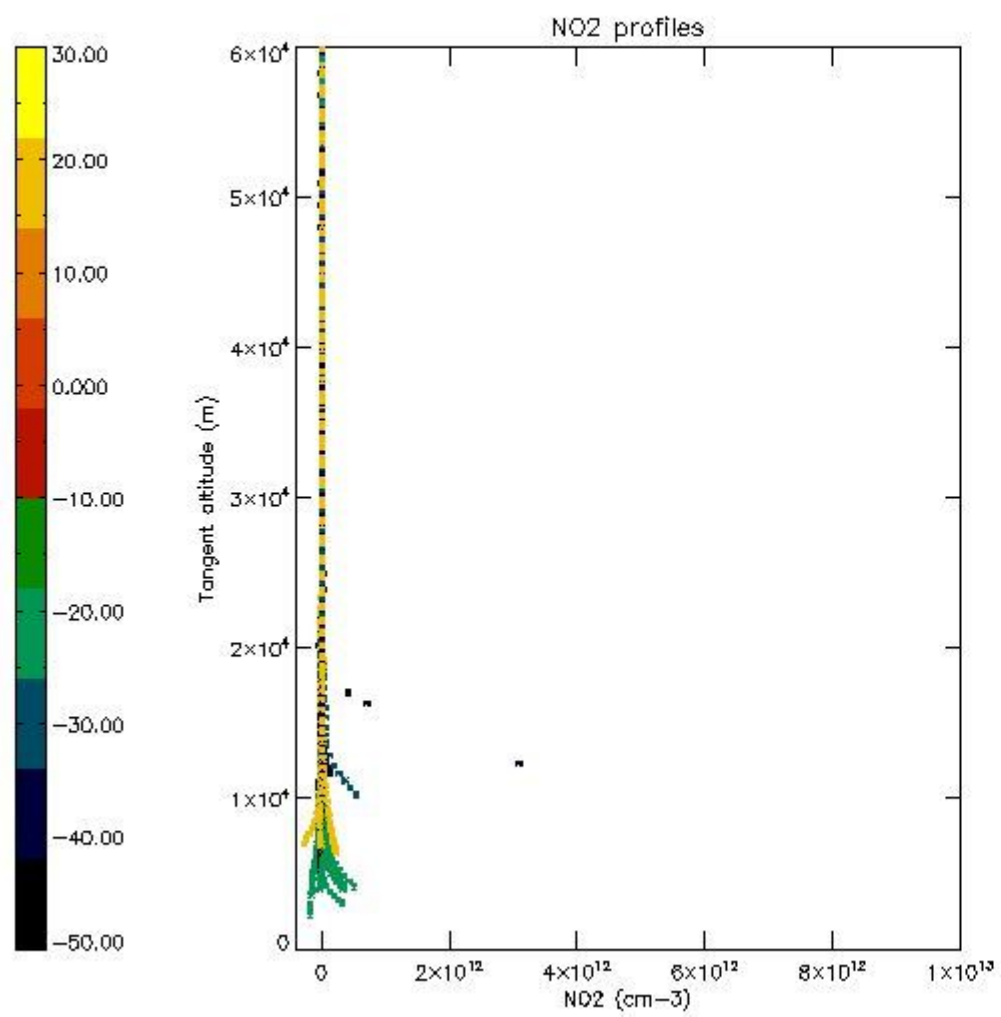
5.5 Plot ozone profiles where STD < 5% (dark without errors)

The colorbar represents the latitude.



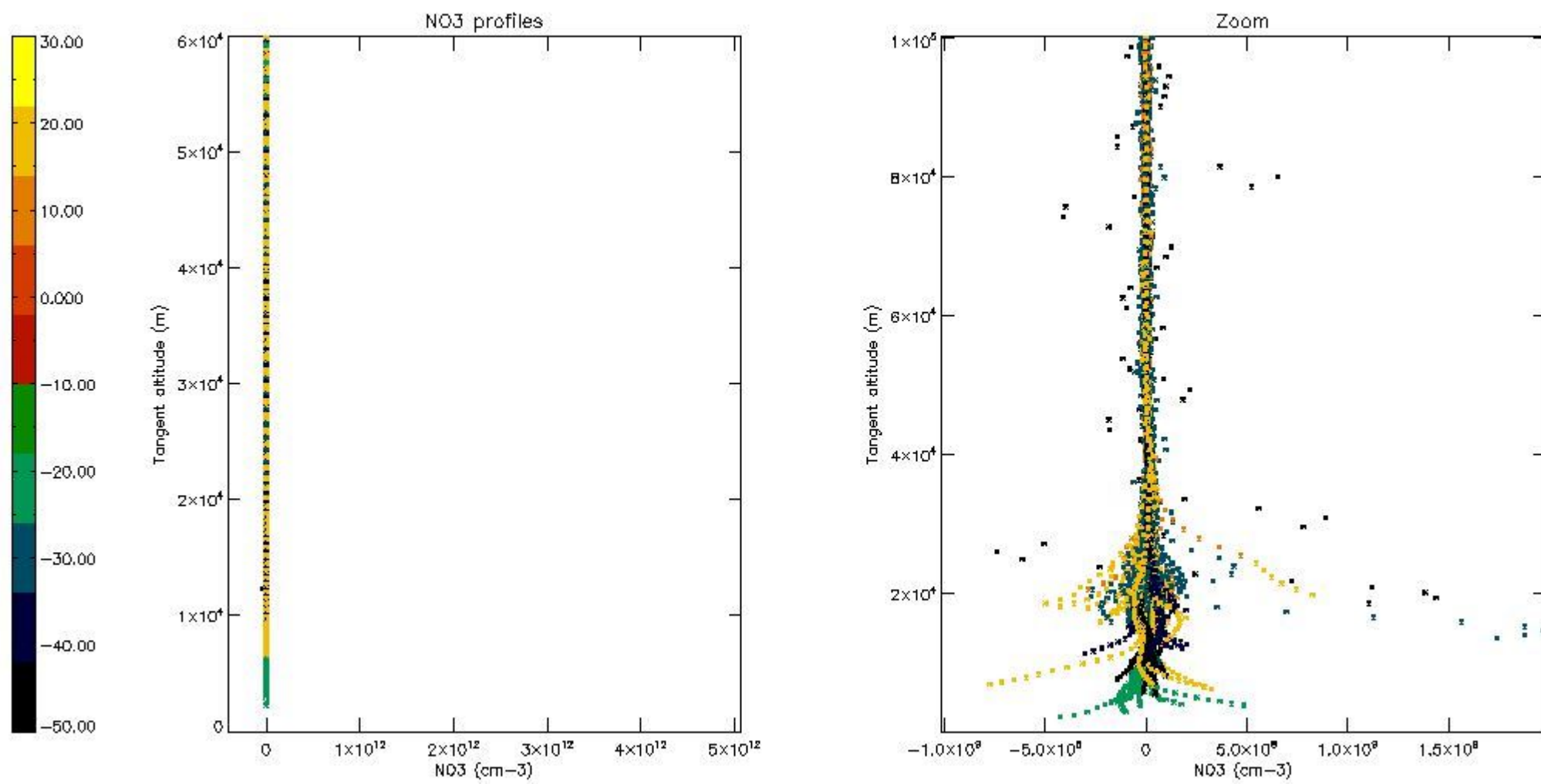
5.6 Plot NO₂ profiles for all STD (dark without errors)

The colorbar represents the latitude.



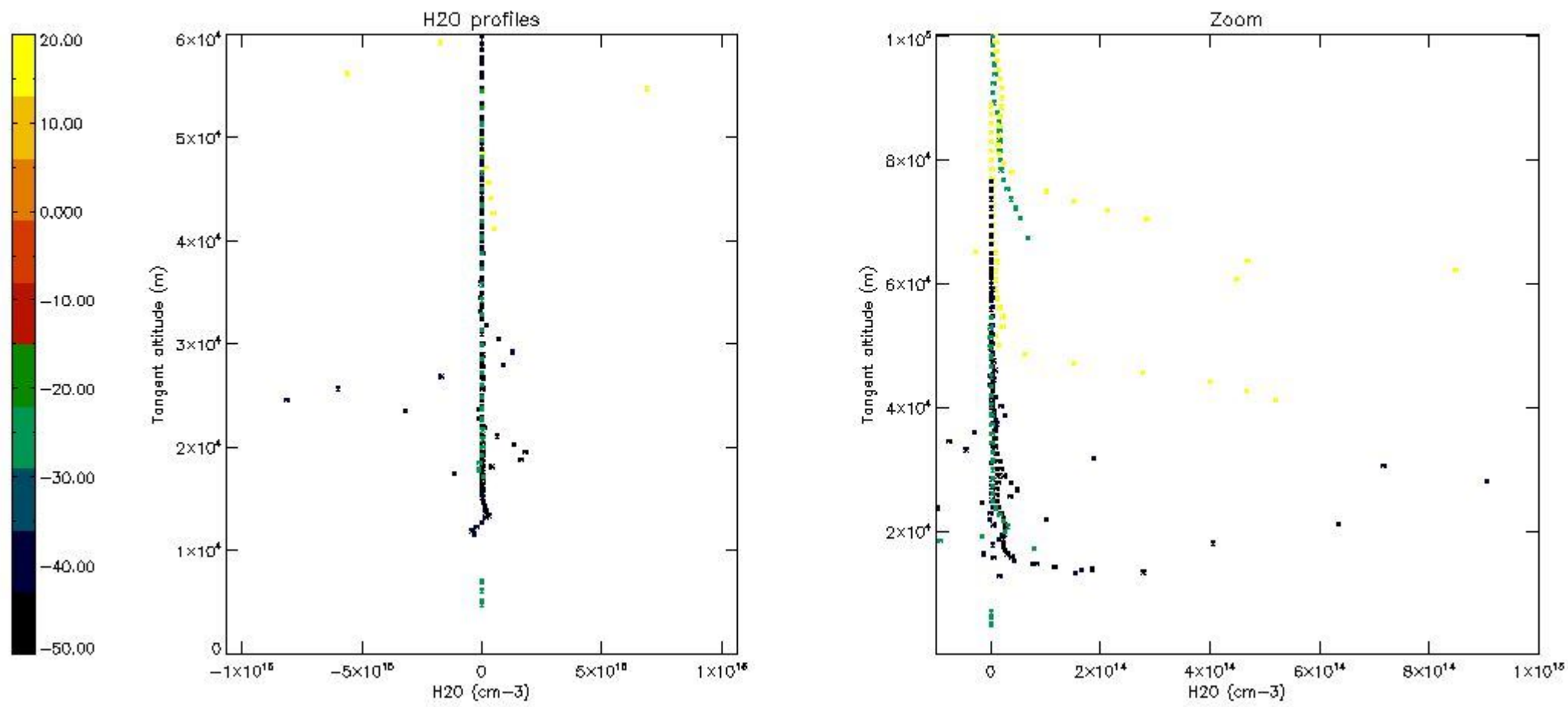
5.7 Plot NO3 profiles for all STD (dark without errors)

The colorbar represents the latitude.



5.8 Plot H₂O profiles for all STD (only for occultations of stars 1,2,3,4,13,14,16,26,63 dark without errors)

The colorbar represents the latitude.



6. Auxiliary Data Files used for the production reported in section 2

The number reported in the third column indicates since which file (see list in section 2) the corresponding auxiliary file has been used. The fourth column is the date of those product files.

Type	Auxiliary Filename	Used since product	Used since product date
INST_PHYS_CHARACTERISTICS	GOM_INS_AXVIEC20091111_143220_20030716_120000_20500101_000000	1	10-SEP-2008 00:05:39
LEVEL-2_PROC_CONFIG	GOM_PR2_AXVIEC20091111_152718_20020301_000000_20500101_000000	1	10-SEP-2008 00:05:39
CROSS_SECTIONS_FILE	GOM_CRS_AXVIEC20091111_154832_20020301_000000_20500101_000000	1	10-SEP-2008 00:05:39

GOMOS Level 2 Daily Report

SUMMARY

[1. General Info](#)

[2. Summary of processed GOM_NL_2P products](#)

[3. Level 2 Quality information per product](#)

[3.1 Plot of level 2 quality information per product \(time dependant\)](#)

[3.2 Plot of level 2 quality information per product \(world map\)](#)

[4. Level 1 Quality information per product \(stored on level 2 products\)](#)

[4.1 Plot of level 1 quality information per product \(time dependant\)](#)

[4.1.1 Plot of level 1 quality information per product \(time dependant\): ASCENDING](#)

[4.1.2 Plot of level 1 quality information per product \(time dependant\): DESCENDING](#)

[4.2 Plot of level 1 quality information per product \(world map\)](#)

[4.2.1 Plot of level 1 quality information per product \(world map\): ASCENDING](#)

[4.2.2 Plot of level 1 quality information per product \(world map\): DESCENDING](#)

[5. Ozone profiles based on quality statistics and other trace gas profiles](#)

[5.1 Ozone statistics based on quality of products](#)

[5.2 Plot ozone profiles for all STD \(dark without errors\)](#)

[5.3 Plot ozone profiles where STD < 20% \(dark without errors\)](#)

[5.4. Plot ozone profiles where STD < 10% \(dark without errors\)](#)

[5.5. Plot ozone profiles where STD < 5% \(dark without errors\)](#)

[5.6 Plot NO2 profiles for all STD \(dark without errors\)](#)

[5.7 Plot NO3 profiles for all STD \(dark without errors\)](#)

[5.8 Plot H2O profiles \(only for occultations of stars 1,2,3,4,13,14,16,26,63 dark without errors\) for all STD](#)

[6. Auxiliary Data Files used for the production reported in section 2](#)

This report presents the daily analysis on parameters extracted from GOMOS level 2 data (GOM_NL__2P). It is intended to monitor some important parameters that will impact the quality of these products. A list of level 2 products (and content) that have arrived during the reporting day to the PCF is also given.

Item	Value
Time of report generation	25APR2013 19:48:28
Data source version	GOMOS/6.01
Start time of products	10-09-2008 (10SEP2008 00:00:00)
Stop time of products	11-09-2008 (11SEP2008 00:00:00)
Store outputs in DB	Yes
Nb of level 2 prods	247
Nb of prods with errors	0

2. Summary of processed GOM_NL__2P products.

Nr	Filename	UTC Start time	Limb	Duration	Star Id	Star Name	Star Mag	Star Temp	Nb Meas	Orbit	Prod. error
1	GOM_NL__2PRFIN20080910_000539_000000362072_00016_34138_4504.N1	10-SEP-2008 00:05:39	Bright	36.000	49	1Alp UMi	1.9900	6300.0	72	34138	No
2	GOM_NL__2PRFIN20080910_002257_000000412072_00016_34138_4505.N1	10-SEP-2008 00:22:57	Bright	41.000	24	66Alp Gem	1.5800	10200.	82	34138	No
3	GOM_NL__2PRFIN20080910_003110_000000482072_00016_34138_4506.N1	10-SEP-2008 00:31:10	Twilight	48.000	8	10Alp CMi	0.40000	6500.0	96	34138	No
4	GOM_NL__2PRFIN20080910_003938_000000572072_00016_34138_4507.N1	10-SEP-2008 00:39:38	Dark	56.500	1	9Alp CMa	-1.4400	11000.	113	34138	No
5	GOM_NL__2PRFIN20080910_004206_000000492072_00016_34138_4508.N1	10-SEP-2008 00:42:06	Dark	48.500	23	21Eps CMa	1.5020	26000.	97	34138	No
6	GOM_NL__2PRFIN20080910_004722_000000402072_00016_34138_4509.N1	10-SEP-2008 00:47:22	Dark	39.500	161	Tau Pup	2.9310	4500.0	79	34138	No
7	GOM_NL__2PRFIN20080910_004837_000000542072_00016_34138_4510.N1	10-SEP-2008 00:48:37	Dark	54.000	2	Alp Car	-0.73600	7000.0	108	34138	No
8	GOM_NL__2PRFIN20080910_005900_000000402072_00017_34139_4507.N1	10-SEP-2008 00:59:00	Dark	39.500	143	Alp Hyi	2.8570	7200.0	79	34139	No
9	GOM_NL__2PRFIN20080910_010023_000000532072_00017_34139_4508.N1	10-SEP-2008 01:00:23	Dark	53.000	9	Alp Eri	0.45300	24000.	106	34139	No
10	GOM_NL__2PRFIN20080910_010710_000000462072_00017_34139_4509.N1	10-SEP-2008 01:07:10	Straylight	46.000	63	Bet Gru	2.1500	2800.0	92	34139	No
11	GOM_NL__2PRFIN20080910_011145_000000452072_00017_34139_4510.N1	10-SEP-2008 01:11:45	Straylight	45.000	18	24Alp PsA	1.1660	9700.0	90	34139	No
12	GOM_NL__2PRFIN20080910_012040_000000372072_00017_34139_4511.N1	10-SEP-2008 01:20:40	Bright	36.500	162	34Alp Aqr	2.9440	5350.0	73	34139	No
13	GOM_NL__2PRFIN20080910_012339_000000372072_00017_34139_4512.N1	10-SEP-2008 01:23:39	Bright	37.000	61	8Eps Peg	2.1000	3900.0	74	34139	No
14	GOM_NL__2PRFIN20080910_012539_000000432072_00017_34139_4513.N1	10-SEP-2008 01:25:39	Bright	42.500	90	54Alp Peg	2.4870	11000.	85	34139	No
15	GOM_NL__2PRFIN20080910_012954_000000392072_00017_34139_4514.N1	10-SEP-2008 01:29:54	Bright	38.500	164	44Eta Peg	2.9480	5400.0	77	34139	No
16	GOM_NL__2PRFIN20080910_013832_000000352072_00017_34139_4515.N1	10-SEP-2008 01:38:32	Bright	35.000	89	5Alp Cep	2.4510	8000.0	70	34139	No
17	GOM_NL__2PRFIN20080910_014615_000000352072_00017_34139_4516.N1	10-SEP-2008 01:46:15	Bright	34.500	49	1Alp UMi	1.9900	6300.0	69	34139	No
18	GOM_NL__2PRFIN20080910_020333_000000412072_00017_34139_4517.N1	10-SEP-2008 02:03:33	Bright	40.500	24	66Alp Gem	1.5800	10200.	81	34139	No
19	GOM_NL__2PRFIN20080910_021146_000000592072_00017_34139_4518.N1	10-SEP-2008 02:11:46	Twilight	58.500	8	10Alp CMi	0.40000	6500.0	117	34139	No
20	GOM_NL__2PRFIN20080910_022015_000000542072_00017_34139_4519.N1	10-SEP-2008 02:20:15	Dark	54.000	1	9Alp CMa	-1.4400	11000.	108	34139	No
21	GOM_NL__2PRFIN20080910_022758_000000432072_00017_34139_4520.N1	10-SEP-2008 02:27:58	Dark	43.000	161	Tau Pup	2.9310	4500.0	86	34139	No
22	GOM_NL__2PRFIN20080910_022914_000000532072_00017_34139_4521.N1	10-SEP-2008 02:29:14	Dark	53.000	2	Alp Car	-0.73600	7000.0	106	34139	No
23	GOM_NL__2PRFIN20080910_023937_000000382072_00018_34140_4530.N1	10-SEP-2008 02:39:37	Dark	38.000	143	Alp Hyi	2.8570	7200.0	76	34140	No
24	GOM_NL__2PRFIN20080910_024100_000000442072_00018_34140_4531.N1	10-SEP-2008 02:41:00	Dark	44.000	9	Alp Eri	0.45300	24000.	88	34140	No
25	GOM_NL__2PRFIN20080910_024746_000000442072_00018_34140_4532.N1	10-SEP-2008 02:47:46	Straylight	44.000	63	Bet Gru	2.1500	2800.0	88	34140	No
26	GOM_NL__2PRFIN20080910_025221_000000452072_00018_34140_4533.N1	10-SEP-2008 02:52:21	Straylight	45.000	18	24Alp PsA	1.1660	9700.0	90	34140	No
27	GOM_NL__2PRFIN20080910_030116_000000372072_00018_34140_4534.N1	10-SEP-2008 03:01:16	Bright	37.000	162	34Alp Aqr	2.9440	5350.0	74	34140	No
28	GOM_NL__2PRFIN20080910_030415_000000382072_00018_34140_4535.N1	10-SEP-2008 03:04:15	Bright	38.000	61	8Eps Peg	2.1000	3900.0	76	34140	No
29	GOM_NL__2PRFIN20080910_030615_000000432072_00018_34140_4536.N1	10-SEP-2008 03:06:15	Bright	42.500	90	54Alp Peg	2.4870	11000.	85	34140	No
30	GOM_NL__2PRFIN20080910_031029_000000392072_00018_34140_4537.N1	10-SEP-2008 03:10:29	Bright	38.500	164	44Eta Peg	2.9480	5400.0	77	34140	No
31	GOM_NL__2PRFIN20080910_031908_000000352072_00018_34140_4538.N1	10-SEP-2008 03:19:08	Bright	35.000	89	5Alp Cep	2.4510	8000.0	70	34140	No
32	GOM_NL__2PRFIN20080910_032044_000000252072_00018_34140_4539.N1	10-SEP-2008 03:20:44	Twilight	25.000	74	11Bet Cas	2.2680	6600.0	50	34140	No
33	GOM_NL__2PRFIN20080910_032651_000000362072_00018_34140_4540.N1	10-SEP-2008 03:26:51	Bright	35.500	49	1Alp UMi	1.9900	6300.0	71	34140	No
34	GOM_NL__2PRFIN20080910_034409_000000412072_00018_34140_4541.N1	10-SEP-2008 03:44:09	Bright	41.000	24	66Alp Gem	1.5800	10200.	82	34140	No
35	GOM_NL__2PRFIN20080910_035223_000000552072_00018_34140_4542.N1	10-SEP-2008 03:52:23	Twilight	54.500	8	10Alp CMi	0.40000	6500.0	109	34140	No
36	GOM_NL__2PRFIN20080910_040052_000000592072_00018_34140_4543.N1	10-SEP-2008 04:00:52	Dark	58.500	1	9Alp CMa	-1.4400	11000.	117	34140	No
37	GOM_NL__2PRFIN20080910_040320_000000472072_00018_34140_4544.N1	10-SEP-2008 04:03:20	Dark	47.000	23	21Eps CMa	1.5020	26000.	94	34140	No
38	GOM_NL__2PRFIN20080910_040529_000000452072_00018_34140_4545.N1	10-SEP-2008 04:05:29	Dark	45.000	177	1Zet CMa	3.0220	26000.	90	34140	No
39	GOM_NL__2PRFIN20080910_040835_000000402072_00018_34140_4546.N1	10-SEP-2008 04:08:35	Dark	40.000	161	Tau Pup	2.9310	4500.0	80	34140	No
40	GOM_NL__2PRFIN20080910_040950_000000562072_00018_34140_4547.N1	10-SEP-2008 04:09:50	Dark	56.000	2	Alp Car	-0.73600	7000.0	112	34140	No
41	GOM_NL__2PRFIN20080910_042013_000000392072_00019_34141_4544.N1	10-SEP-2008 04:20:13	Dark	38.500	143	Alp Hyi	2.8570	7200.0	77	34141	No
42	GOM_NL__2PRFIN20080910_042136_000000442072_00019_34141_4545.N1	10-SEP-2008 04:21:36	Dark	44.000	9	Alp Eri	0.45300	24000.	88	34141	No

43	GOM_NL__2PRFIN20080910_042822_000000482072_00019_34141_4546.N1	10-SEP-2008 04:28:22	Straylight	47.500	63	Bet Gru	2.1500	2800.0	95	34141	No
44	GOM_NL__2PRFIN20080910_043257_000000462072_00019_34141_4547.N1	10-SEP-2008 04:32:57	Straylight	45.500	18	24Alp PsA	1.1660	9700.0	91	34141	No
45	GOM_NL__2PRFIN20080910_044153_000000372072_00019_34141_4548.N1	10-SEP-2008 04:41:53	Bright	37.000	162	34Alp Aqr	2.9440	5350.0	74	34141	No
46	GOM_NL__2PRFIN20080910_044451_000000382072_00019_34141_4549.N1	10-SEP-2008 04:44:51	Bright	37.500	61	8Eps Peg	2.1000	3900.0	75	34141	No
47	GOM_NL__2PRFIN20080910_044651_000000412072_00019_34141_4550.N1	10-SEP-2008 04:46:51	Bright	41.000	90	54Alp Peg	2.4870	11000.	82	34141	No
48	GOM_NL__2PRFIN20080910_045105_000000382072_00019_34141_4551.N1	10-SEP-2008 04:51:05	Bright	37.500	164	44Eta Peg	2.9480	5400.0	75	34141	No
49	GOM_NL__2PRFIN20080910_045944_000000362072_00019_34141_4552.N1	10-SEP-2008 04:59:44	Bright	35.500	89	5Alp Cep	2.4510	8000.0	71	34141	No
50	GOM_NL__2PRFIN20080910_050120_000000252072_00019_34141_4553.N1	10-SEP-2008 05:01:20	Twilight	25.000	74	11Bet Cas	2.2680	6600.0	50	34141	No
51	GOM_NL__2PRFIN20080910_050727_000000352072_00019_34141_4554.N1	10-SEP-2008 05:07:27	Bright	34.500	49	1Alp UMi	1.9900	6300.0	69	34141	No
52	GOM_NL__2PRFIN20080910_052445_000000422072_00019_34141_4555.N1	10-SEP-2008 05:24:45	Bright	41.500	24	66Alp Gem	1.5800	10200.	83	34141	No
53	GOM_NL__2PRFIN20080910_053259_000000522072_00019_34141_4556.N1	10-SEP-2008 05:32:59	Twilight	51.500	8	10Alp CMi	0.40000	6500.0	103	34141	No
54	GOM_NL__2PRFIN20080910_054128_000000552072_00019_34141_4557.N1	10-SEP-2008 05:41:28	Dark	55.000	1	9Alp CMa	-1.4400	11000.	110	34141	No
55	GOM_NL__2PRFIN20080910_054356_000000482072_00019_34141_4558.N1	10-SEP-2008 05:43:56	Dark	47.500	23	21Eps CMa	1.5020	26000.	95	34141	No
56	GOM_NL__2PRFIN20080910_054605_000000452072_00019_34141_4559.N1	10-SEP-2008 05:46:05	Dark	45.000	177	1Zet CMa	3.0220	26000.	90	34141	No
57	GOM_NL__2PRFIN20080910_054911_000000402072_00019_34141_4560.N1	10-SEP-2008 05:49:11	Dark	39.500	161	Tau Pup	2.9310	4500.0	79	34141	No
58	GOM_NL__2PRFIN20080910_055027_000000462072_00019_34141_4561.N1	10-SEP-2008 05:50:27	Dark	46.000	2	Alp Car	-0.73600	7000.0	92	34141	No
59	GOM_NL__2PRFIN20080910_060050_000000402072_00020_34142_4556.N1	10-SEP-2008 06:00:50	Dark	40.000	143	Alp Hyi	2.8570	7200.0	80	34142	No
60	GOM_NL__2PRFIN20080910_060213_000000422072_00020_34142_4557.N1	10-SEP-2008 06:02:13	Dark	41.500	9	Alp Eri	0.45300	24000.	83	34142	No
61	GOM_NL__2PRFIN20080910_060859_000000442072_00020_34142_4558.N1	10-SEP-2008 06:08:59	Straylight	44.000	63	Bet Gru	2.1500	2800.0	88	34142	No
62	GOM_NL__2PRFIN20080910_061334_000000442072_00020_34142_4559.N1	10-SEP-2008 06:13:34	Straylight	43.500	18	24Alp PsA	1.1660	9700.0	87	34142	No
63	GOM_NL__2PRFIN20080910_062229_000000372072_00020_34142_4560.N1	10-SEP-2008 06:22:29	Bright	37.000	162	34Alp Aqr	2.9440	5350.0	74	34142	No
64	GOM_NL__2PRFIN20080910_062528_000000372072_00020_34142_4561.N1	10-SEP-2008 06:25:28	Bright	37.000	61	8Eps Peg	2.1000	3900.0	74	34142	No
65	GOM_NL__2PRFIN20080910_062727_000000422072_00020_34142_4562.N1	10-SEP-2008 06:27:27	Bright	41.500	90	54Alp Peg	2.4870	11000.	83	34142	No
66	GOM_NL__2PRFIN20080910_063141_000000392072_00020_34142_4563.N1	10-SEP-2008 06:31:41	Bright	39.000	164	44Eta Peg	2.9480	5400.0	78	34142	No
67	GOM_NL__2PRFIN20080910_064020_000000352072_00020_34142_4564.N1	10-SEP-2008 06:40:20	Bright	35.000	89	5Alp Cep	2.4510	8000.0	70	34142	No
68	GOM_NL__2PRFIN20080910_064155_000000292072_00020_34142_4565.N1	10-SEP-2008 06:41:55	Twilight	29.000	74	11Bet Cas	2.2680	6600.0	58	34142	No
69	GOM_NL__2PRFIN20080910_064803_000000352072_00020_34142_4566.N1	10-SEP-2008 06:48:03	Bright	35.000	49	1Alp UMi	1.9900	6300.0	70	34142	No
70	GOM_NL__2PRFIN20080910_070521_000000422072_00020_34142_4567.N1	10-SEP-2008 07:05:21	Bright	42.000	24	66Alp Gem	1.5800	10200.	84	34142	No
71	GOM_NL__2PRFIN20080910_071336_000000442072_00020_34142_4568.N1	10-SEP-2008 07:13:36	Twilight	44.000	8	10Alp CMi	0.40000	6500.0	88	34142	No
72	GOM_NL__2PRFIN20080910_072205_000000622072_00020_34142_4569.N1	10-SEP-2008 07:22:05	Dark	62.000	1	9Alp CMa	-1.4400	11000.	124	34142	No
73	GOM_NL__2PRFIN20080910_072433_000000452072_00020_34142_4570.N1	10-SEP-2008 07:24:33	Dark	44.500	23	21Eps CMa	1.5020	26000.	89	34142	No
74	GOM_NL__2PRFIN20080910_072642_000000452072_00020_34142_4571.N1	10-SEP-2008 07:26:42	Dark	45.000	177	1Zet CMa	3.0220	26000.	90	34142	No
75	GOM_NL__2PRFIN20080910_072948_000000412072_00020_34142_4572.N1	10-SEP-2008 07:29:48	Dark	40.500	161	Tau Pup	2.9310	4500.0	81	34142	No
76	GOM_NL__2PRFIN20080910_073104_000000412072_00020_34142_4573.N1	10-SEP-2008 07:31:04	Dark	40.500	2	Alp Car	-0.73600	7000.0	81	34142	No
77	GOM_NL__2PRFIN20080910_074126_000000402072_00021_34143_4570.N1	10-SEP-2008 07:41:26	Dark	40.000	143	Alp Hyi	2.8570	7200.0	80	34143	No
78	GOM_NL__2PRFIN20080910_074249_000000432072_00021_34143_4571.N1	10-SEP-2008 07:42:49	Dark	43.000	9	Alp Eri	0.45300	24000.	86	34143	No
79	GOM_NL__2PRFIN20080910_074935_000000502072_00021_34143_4572.N1	10-SEP-2008 07:49:35	Straylight	50.000	63	Bet Gru	2.1500	2800.0	100	34143	No
80	GOM_NL__2PRFIN20080910_075410_000000442072_00021_34143_4573.N1	10-SEP-2008 07:54:10	Straylight	43.500	18	24Alp PsA	1.1660	9700.0	87	34143	No
81	GOM_NL__2PRFIN20080910_080305_000000372072_00021_34143_4574.N1	10-SEP-2008 08:03:05	Bright	37.000	162	34Alp Aqr	2.9440	5350.0	74	34143	No
82	GOM_NL__2PRFIN20080910_080604_000000372072_00021_34143_4575.N1	10-SEP-2008 08:06:04	Bright	37.000	61	8Eps Peg	2.1000	3900.0	74	34143	No
83	GOM_NL__2PRFIN20080910_080802_000000422072_00021_34143_4576.N1	10-SEP-2008 08:08:02	Bright	41.500	90	54Alp Peg	2.4870	11000.	83	34143	No
84	GOM_NL__2PRFIN20080910_081216_000000402072_00021_34143_4577.N1	10-SEP-2008 08:12:16	Bright	39.500	164	44Eta Peg	2.9480	5400.0	79	34143	No
85	GOM_NL__2PRFIN20080910_082056_000000352072_00021_34143_4578.N1	10-SEP-2008 08:20:56	Bright	35.000	89	5Alp Cep	2.4510	8000.0	70	34143	No
86	GOM_NL__2PRFIN20080910_082231_000000292072_00021_34143_4579.N1	10-SEP-2008 08:22:31	Twilight	29.000	74	11Bet Cas	2.2680	6600.0	58	34143	No
87	GOM_NL__2PRFIN20080910_082839_000000372072_00021_34143_4580.N1	10-SEP-2008 08:28:39	Bright	36.500	49	1Alp UMi	1.9900	6300.0	73	34143	No
88	GOM_NL__2PRFIN20080910_084557_000000422072_00021_34143_4581.N1	10-SEP-2008 08:45:57	Bright	41.500	24	66Alp Gem	1.5800	10200.	83	34143	No
89	GOM_NL__2PRFIN20080910_085412_000000512072_00021_34143_4582.N1	10-SEP-2008 08:54:12	Twilight	50.500	8	10Alp CMi	0.40000	6500.0	101	34143	No
90	GOM_NL__2PRFIN20080910_090242_000000622072_00021_34143_4583.N1	10-SEP-2008 09:02:42	Dark	62.000	1	9Alp CMa	-1.4400	11000.	124	34143	No
91	GOM_NL__2PRFIN20080910_090510_000000482072_00021_34143_4584.N1	10-SEP-2008 09:05:10	Dark	47.500	23	21Eps CMa	1.5020	26000.	95	34143	No
92	GOM_NL__2PRFIN20080910_090719_000000472072_00021_34143_4585.N1	10-SEP-2008 09:07:19	Dark	47.000	177	1Zet CMa	3.0220	26000.	94	34143	No
93	GOM_NL__2PRFIN20080910_091024_000000392072_00021_34143_4586.N1	10-SEP-2008 09:10:24	Dark	39.000	161	Tau Pup	2.9310	4500.0	78	34143	No
94	GOM_NL__2PRFIN20080910_091140_000000442072_00021_34143_4587.N1	10-SEP-2008 09:11:40	Dark	43.500	2	Alp Car	-0.73600	7000.0	87	34143	No
95	GOM_NL__2PRFIN20080910_092203_000000412072_00022_34144_4580.N1	10-SEP-2008 09:22:03	Dark	40.500	143	Alp Hyi	2.8570	7200.0	81	34144	No
96	GOM_NL__2PRFIN20080910_092326_000000412072_00022_34144_4581.N1	10-SEP-2008 09:23:26	Dark	41.000	9	Alp Eri	0.45300	24000.	82	34144	No
97	GOM_NL__2PRFIN20080910_093011_000000442072_00022_34144_4582.N1	10-SEP-2008 09:30:11	Straylight	43.500	63	Bet Gru	2.1500	2800.0	87	34144	No
98	GOM_NL__2PRFIN20080910_093446_000000452072_00022_34144_4583.N1	10-SEP-2008 09:34:46	Straylight	45.000	18	24Alp PsA	1.1660	9700.0	90	34144	No
99	GOM_NL__2PRFIN20080910_094341_000000372072_00022_34144_4584.N1	10-SEP-2008 09:43:41	Bright	37.000	162	34Alp Aqr	2.9440	5350.0	74	34144	No
100	GOM_NL__2PRFIN20080910_094640_000000372072_00022_34144_4585.N1	10-SEP-2008 09:46:40	Bright	37.000	61	8Eps Peg	2.1000	3900.0	74	34144	No
101	GOM_NL__2PRFIN20080910_094838_000000412072_00022_34144_4586.N1	10-SEP-2008 09:48:38	Bright	41.000	90	54Alp Peg	2.4870	11000.	82	34144	No

102	GOM_NL__2PRFIN20080910_095252_000000392072_00022_34144_4587.N1	10-SEP-2008 09:52:52	Bright	38.500	164	44Eta Peg	2.9480	5400.0	77	34144	No
103	GOM_NL__2PRFIN20080910_100131_000000362072_00022_34144_4588.N1	10-SEP-2008 10:01:31	Bright	35.500	89	5Alp Cep	2.4510	8000.0	71	34144	No
104	GOM_NL__2PRFIN20080910_100306_000000342072_00022_34144_4589.N1	10-SEP-2008 10:03:06	Bright	34.000	74	11Bet Cas	2.2680	6600.0	68	34144	No
105	GOM_NL__2PRFIN20080910_100915_000000372072_00022_34144_4590.N1	10-SEP-2008 10:09:15	Bright	36.500	49	1Alp UMi	1.9900	6300.0	73	34144	No
106	GOM_NL__2PRFIN20080910_102633_000000402072_00022_34144_4591.N1	10-SEP-2008 10:26:33	Bright	39.500	24	66Alp Gem	1.5800	10200.	79	34144	No
107	GOM_NL__2PRFIN20080910_103448_000000502072_00022_34144_4592.N1	10-SEP-2008 10:34:48	Twilight	50.000	8	10Alp CMi	0.40000	6500.0	100	34144	No
108	GOM_NL__2PRFIN20080910_104319_000000532072_00022_34144_4593.N1	10-SEP-2008 10:43:19	Dark	53.000	1	9Alp CMa	-1.4400	11000.	106	34144	No
109	GOM_NL__2PRFIN20080910_104546_000000452072_00022_34144_4594.N1	10-SEP-2008 10:45:46	Dark	45.000	23	21Eps CMa	1.5020	26000.	90	34144	No
110	GOM_NL__2PRFIN20080910_104756_000000462072_00022_34144_4595.N1	10-SEP-2008 10:47:56	Dark	46.000	177	1Zet CMa	3.0220	26000.	92	34144	No
111	GOM_NL__2PRFIN20080910_105101_000000392072_00022_34144_4596.N1	10-SEP-2008 10:51:01	Dark	39.000	161	Tau Pup	2.9310	4500.0	78	34144	No
112	GOM_NL__2PRFIN20080910_105216_000000562072_00022_34144_4597.N1	10-SEP-2008 10:52:16	Dark	56.000	2	Alp Car	-0.73600	7000.0	112	34144	No
113	GOM_NL__2PRFIN20080910_110239_000000392072_00023_34145_4604.N1	10-SEP-2008 11:02:39	Dark	39.000	143	Alp Hyi	2.8570	7200.0	78	34145	No
114	GOM_NL__2PRFIN20080910_110402_000000462072_00023_34145_4605.N1	10-SEP-2008 11:04:02	Dark	46.000	9	Alp Eri	0.45300	24000.	92	34145	No
115	GOM_NL__2PRFIN20080910_111047_000000422072_00023_34145_4606.N1	10-SEP-2008 11:10:47	Straylight	41.500	63	Bet Gru	2.1500	2800.0	83	34145	No
116	GOM_NL__2PRFIN20080910_111522_000000412072_00023_34145_4607.N1	10-SEP-2008 11:15:22	Straylight	40.500	18	24Alp PsA	1.1660	9700.0	81	34145	No
117	GOM_NL__2PRFIN20080910_112417_000000372072_00023_34145_4608.N1	10-SEP-2008 11:24:17	Bright	37.000	162	34Alp Aqr	2.9440	5350.0	74	34145	No
118	GOM_NL__2PRFIN20080910_112715_000000382072_00023_34145_4609.N1	10-SEP-2008 11:27:15	Bright	38.000	61	8Eps Peg	2.1000	3900.0	76	34145	No
119	GOM_NL__2PRFIN20080910_112914_000000412072_00023_34145_4610.N1	10-SEP-2008 11:29:14	Bright	40.500	90	54Alp Peg	2.4870	11000.	81	34145	No
120	GOM_NL__2PRFIN20080910_113328_000000392072_00023_34145_4611.N1	10-SEP-2008 11:33:28	Bright	39.000	164	44Eta Peg	2.9480	5400.0	78	34145	No
121	GOM_NL__2PRFIN20080910_114207_000000372072_00023_34145_4612.N1	10-SEP-2008 11:42:07	Bright	37.000	89	5Alp Cep	2.4510	8000.0	74	34145	No
122	GOM_NL__2PRFIN20080910_114341_000000342072_00023_34145_4613.N1	10-SEP-2008 11:43:41	Bright	34.000	74	11Bet Cas	2.2680	6600.0	68	34145	No
123	GOM_NL__2PRFIN20080910_114950_000000362072_00023_34145_4614.N1	10-SEP-2008 11:49:50	Bright	36.000	49	1Alp UMi	1.9900	6300.0	72	34145	No
124	GOM_NL__2PRFIN20080910_120709_000000402072_00023_34145_4615.N1	10-SEP-2008 12:07:09	Bright	40.000	24	66Alp Gem	1.5800	10200.	80	34145	No
125	GOM_NL__2PRFIN20080910_121525_000000532072_00023_34145_4616.N1	10-SEP-2008 12:15:25	Twilight	52.500	8	10Alp CMi	0.40000	6500.0	105	34145	No
126	GOM_NL__2PRFIN20080910_122356_000000602072_00023_34145_4617.N1	10-SEP-2008 12:23:56	Dark	59.500	1	9Alp CMa	-1.4400	11000.	119	34145	No
127	GOM_NL__2PRFIN20080910_122623_000000462072_00023_34145_4618.N1	10-SEP-2008 12:26:23	Dark	46.000	23	21Eps CMa	1.5020	26000.	92	34145	No
128	GOM_NL__2PRFIN20080910_122833_000000452072_00023_34145_4619.N1	10-SEP-2008 12:28:33	Dark	45.000	177	1Zet CMa	3.0220	26000.	90	34145	No
129	GOM_NL__2PRFIN20080910_123137_000000392072_00023_34145_4620.N1	10-SEP-2008 12:31:37	Dark	38.500	161	Tau Pup	2.9310	4500.0	77	34145	No
130	GOM_NL__2PRFIN20080910_123253_000000552072_00023_34145_4621.N1	10-SEP-2008 12:32:53	Dark	55.000	2	Alp Car	-0.73600	7000.0	110	34145	No
131	GOM_NL__2PRFIN20080910_124316_000000392072_00024_34146_4622.N1	10-SEP-2008 12:43:16	Dark	39.000	143	Alp Hyi	2.8570	7200.0	78	34146	No
132	GOM_NL__2PRFIN20080910_124439_000000452072_00024_34146_4623.N1	10-SEP-2008 12:44:39	Dark	44.500	9	Alp Eri	0.45300	24000.	89	34146	No
133	GOM_NL__2PRFIN20080910_125123_000000472072_00024_34146_4624.N1	10-SEP-2008 12:51:23	Straylight	47.000	63	Bet Gru	2.1500	2800.0	94	34146	No
134	GOM_NL__2PRFIN20080910_125558_000000422072_00024_34146_4625.N1	10-SEP-2008 12:55:58	Straylight	42.000	18	24Alp PsA	1.1660	9700.0	84	34146	No
135	GOM_NL__2PRFIN20080910_130453_000000372072_00024_34146_4626.N1	10-SEP-2008 13:04:53	Bright	37.000	162	34Alp Aqr	2.9440	5350.0	74	34146	No
136	GOM_NL__2PRFIN20080910_130751_000000372072_00024_34146_4627.N1	10-SEP-2008 13:07:51	Bright	37.000	61	8Eps Peg	2.1000	3900.0	74	34146	No
137	GOM_NL__2PRFIN20080910_130949_000000422072_00024_34146_4628.N1	10-SEP-2008 13:09:49	Bright	42.000	90	54Alp Peg	2.4870	11000.	84	34146	No
138	GOM_NL__2PRFIN20080910_131403_000000382072_00024_34146_4629.N1	10-SEP-2008 13:14:03	Bright	37.500	164	44Eta Peg	2.9480	5400.0	75	34146	No
139	GOM_NL__2PRFIN20080910_132243_000000362072_00024_34146_4630.N1	10-SEP-2008 13:22:43	Bright	35.500	89	5Alp Cep	2.4510	8000.0	71	34146	No
140	GOM_NL__2PRFIN20080910_132417_000000382072_00024_34146_4631.N1	10-SEP-2008 13:24:17	Bright	38.000	74	11Bet Cas	2.2680	6600.0	76	34146	No
141	GOM_NL__2PRFIN20080910_133026_000000372072_00024_34146_4632.N1	10-SEP-2008 13:30:26	Bright	36.500	49	1Alp UMi	1.9900	6300.0	73	34146	No
142	GOM_NL__2PRFIN20080910_134746_000000412072_00024_34146_4633.N1	10-SEP-2008 13:47:46	Bright	40.500	24	66Alp Gem	1.5800	10200.	81	34146	No
143	GOM_NL__2PRFIN20080910_135601_000000562072_00024_34146_4634.N1	10-SEP-2008 13:56:01	Twilight	55.500	8	10Alp CMi	0.40000	6500.0	111	34146	No
144	GOM_NL__2PRFIN20080910_140432_000000592072_00024_34146_4635.N1	10-SEP-2008 14:04:32	Dark	59.000	1	9Alp CMa	-1.4400	11000.	118	34146	No
145	GOM_NL__2PRFIN20080910_140700_000000452072_00024_34146_4636.N1	10-SEP-2008 14:07:00	Dark	44.500	23	21Eps CMa	1.5020	26000.	89	34146	No
146	GOM_NL__2PRFIN20080910_140910_000000432072_00024_34146_4637.N1	10-SEP-2008 14:09:10	Dark	43.000	177	1Zet CMa	3.0220	26000.	86	34146	No
147	GOM_NL__2PRFIN20080910_141213_000000412072_00024_34146_4638.N1	10-SEP-2008 14:12:13	Dark	41.000	161	Tau Pup	2.9310	4500.0	82	34146	No
148	GOM_NL__2PRFIN20080910_141329_000000522072_00024_34146_4639.N1	10-SEP-2008 14:13:29	Dark	51.500	2	Alp Car	-0.73600	7000.0	103	34146	No
149	GOM_NL__2PRFIN20080910_142352_000000412072_00025_34147_4642.N1	10-SEP-2008 14:23:52	Dark	40.500	143	Alp Hyi	2.8570	7200.0	81	34147	No
150	GOM_NL__2PRFIN20080910_142515_000000442072_00025_34147_4643.N1	10-SEP-2008 14:25:15	Dark	43.500	9	Alp Eri	0.45300	24000.	87	34147	No
151	GOM_NL__2PRFIN20080910_143159_000000412072_00025_34147_4644.N1	10-SEP-2008 14:31:59	Straylight	40.500	63	Bet Gru	2.1500	2800.0	81	34147	No
152	GOM_NL__2PRFIN20080910_143634_000000432072_00025_34147_4645.N1	10-SEP-2008 14:36:34	Straylight	43.000	18	24Alp PsA	1.1660	9700.0	86	34147	No
153	GOM_NL__2PRFIN20080910_144529_000000372072_00025_34147_4646.N1	10-SEP-2008 14:45:29	Bright	37.000	162	34Alp Aqr	2.9440	5350.0	74	34147	No
154	GOM_NL__2PRFIN20080910_144827_000000372072_00025_34147_4647.N1	10-SEP-2008 14:48:27	Bright	36.500	61	8Eps Peg	2.1000	3900.0	73	34147	No
155	GOM_NL__2PRFIN20080910_145025_000000432072_00025_34147_4648.N1	10-SEP-2008 14:50:25	Bright	42.500	90	54Alp Peg	2.4870	11000.	85	34147	No
156	GOM_NL__2PRFIN20080910_145439_000000392072_00025_34147_4649.N1	10-SEP-2008 14:54:39	Bright	38.500	164	44Eta Peg	2.9480	5400.0	77	34147	No
157	GOM_NL__2PRFIN20080910_150319_000000362072_00025_34147_4650.N1	10-SEP-2008 15:03:19	Bright	35.500	89	5Alp Cep	2.4510	8000.0	71	34147	No
158	GOM_NL__2PRFIN20080910_151102_000000342072_00025_34147_4651.N1	10-SEP-2008 15:11:02	Bright	34.000	49	1Alp UMi	1.9900	6300.0	68	34147	No
159	GOM_NL__2PRFIN20080910_152822_000000592072_00025_34147_4652.N1	10-SEP-2008 15:28:22	Bright	59.000	24	66Alp Gem	1.5800	10200.	118	34147	No
160	GOM_NL__2PRFIN20080910_153637_000000512072_00025_34147_4653.N1	10-SEP-2008 15:36:37	Twilight	51.000	8	10Alp CMi	0.40000	6500.0	102	34147	No

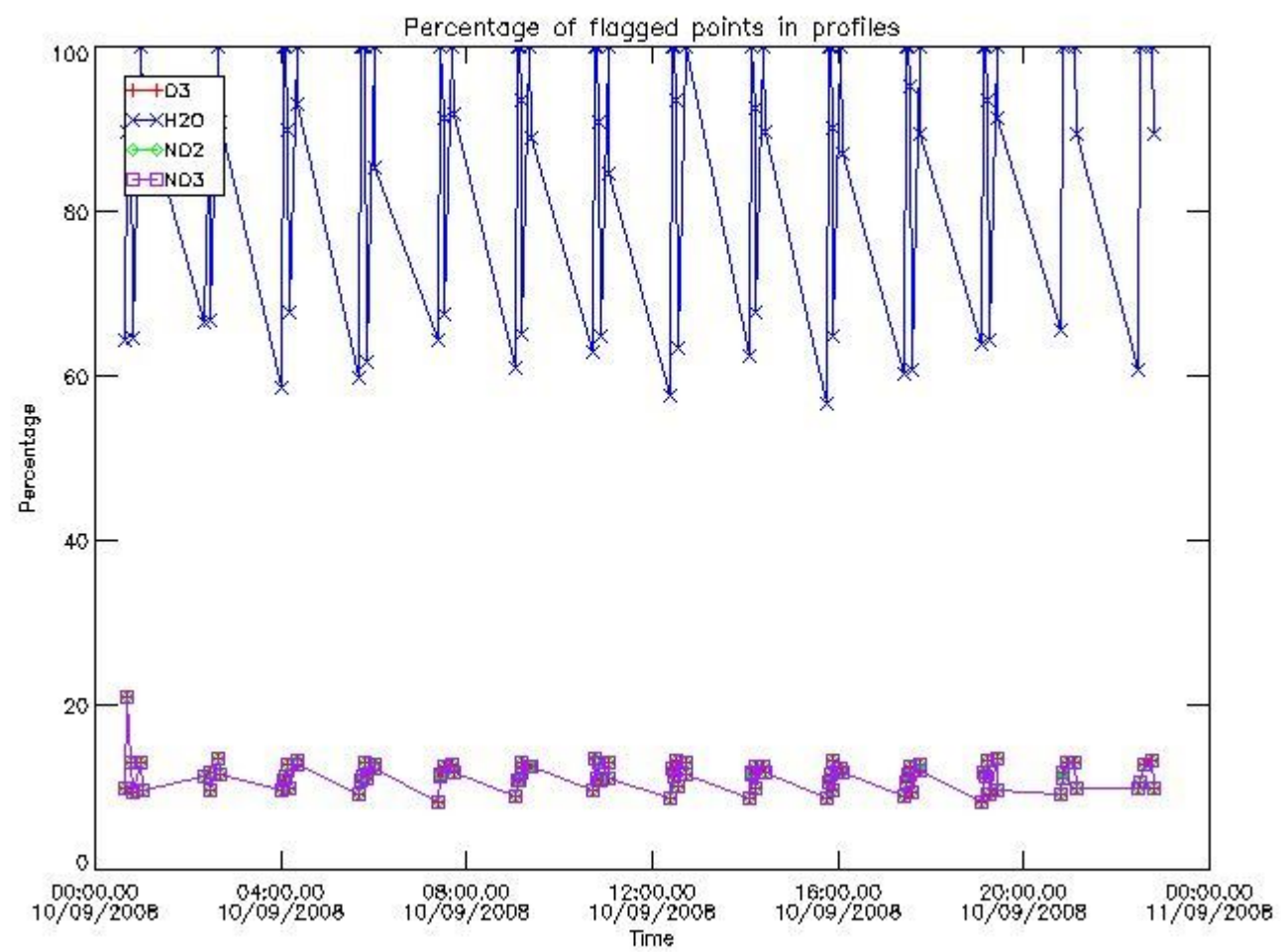
161	GOM_NL__2PRFIN20080910_154509_000000582072_00025_34147_4654.N1	10-SEP-2008 15:45:09	Dark	58.000	1	9Alp CMa	-1.4400	11000.	116	34147	No
162	GOM_NL__2PRFIN20080910_154736_000000492072_00025_34147_4655.N1	10-SEP-2008 15:47:36	Dark	48.500	23	21Eps CMa	1.5020	26000.	97	34147	No
163	GOM_NL__2PRFIN20080910_154947_000000452072_00025_34147_4656.N1	10-SEP-2008 15:49:47	Dark	44.500	177	1Zet CMa	3.0220	26000.	89	34147	No
164	GOM_NL__2PRFIN20080910_155250_000000462072_00025_34147_4657.N1	10-SEP-2008 15:52:50	Dark	46.000	161	Tau Pup	2.9310	4500.0	92	34147	No
165	GOM_NL__2PRFIN20080910_155406_000000532072_00025_34147_4658.N1	10-SEP-2008 15:54:06	Dark	53.000	2	Alp Car	-0.73600	7000.0	106	34147	No
166	GOM_NL__2PRFIN20080910_160429_000000422072_00026_34148_4664.N1	10-SEP-2008 16:04:29	Dark	41.500	143	Alp Hyi	2.8570	7200.0	83	34148	No
167	GOM_NL__2PRFIN20080910_160552_000000432072_00026_34148_4665.N1	10-SEP-2008 16:05:52	Dark	43.000	9	Alp Eri	0.45300	24000.	86	34148	No
168	GOM_NL__2PRFIN20080910_161236_000000492072_00026_34148_4666.N1	10-SEP-2008 16:12:36	Straylight	48.500	63	Bet Gru	2.1500	2800.0	97	34148	No
169	GOM_NL__2PRFIN20080910_161711_000000422072_00026_34148_4667.N1	10-SEP-2008 16:17:11	Straylight	42.000	18	24Alp PsA	1.1660	9700.0	84	34148	No
170	GOM_NL__2PRFIN20080910_162605_000000372072_00026_34148_4668.N1	10-SEP-2008 16:26:05	Bright	37.000	162	34Alp Aqr	2.9440	5350.0	74	34148	No
171	GOM_NL__2PRFIN20080910_162904_000000382072_00026_34148_4669.N1	10-SEP-2008 16:29:04	Bright	38.000	61	8Eps Peg	2.1000	3900.0	76	34148	No
172	GOM_NL__2PRFIN20080910_163101_000000422072_00026_34148_4670.N1	10-SEP-2008 16:31:01	Bright	41.500	90	54Alp Peg	2.4870	11000.	83	34148	No
173	GOM_NL__2PRFIN20080910_163515_000000412072_00026_34148_4671.N1	10-SEP-2008 16:35:15	Bright	40.500	164	44Eta Peg	2.9480	5400.0	81	34148	No
174	GOM_NL__2PRFIN20080910_164355_000000352072_00026_34148_4672.N1	10-SEP-2008 16:43:55	Bright	35.000	89	5Alp Cep	2.4510	8000.0	70	34148	No
175	GOM_NL__2PRFIN20080910_164527_000000422072_00026_34148_4673.N1	10-SEP-2008 16:45:27	Bright	42.000	74	11Bet Cas	2.2680	6600.0	84	34148	No
176	GOM_NL__2PRFIN20080910_165138_000000372072_00026_34148_4674.N1	10-SEP-2008 16:51:38	Bright	36.500	49	1Alp UMi	1.9900	6300.0	73	34148	No
177	GOM_NL__2PRFIN20080910_170858_000000412072_00026_34148_4675.N1	10-SEP-2008 17:08:58	Bright	41.000	24	66Alp Gem	1.5800	10200.	82	34148	No
178	GOM_NL__2PRFIN20080910_171714_000000502072_00026_34148_4676.N1	10-SEP-2008 17:17:14	Twilight	50.000	8	10Alp CMi	0.40000	6500.0	100	34148	No
179	GOM_NL__2PRFIN20080910_172546_000000572072_00026_34148_4677.N1	10-SEP-2008 17:25:46	Dark	57.000	1	9Alp CMa	-1.4400	11000.	114	34148	No
180	GOM_NL__2PRFIN20080910_172813_000000482072_00026_34148_4678.N1	10-SEP-2008 17:28:13	Dark	48.000	23	21Eps CMa	1.5020	26000.	96	34148	No
181	GOM_NL__2PRFIN20080910_173024_000000452072_00026_34148_4679.N1	10-SEP-2008 17:30:24	Dark	44.500	177	1Zet CMa	3.0220	26000.	89	34148	No
182	GOM_NL__2PRFIN20080910_173326_000000412072_00026_34148_4680.N1	10-SEP-2008 17:33:26	Dark	41.000	161	Tau Pup	2.9310	4500.0	82	34148	No
183	GOM_NL__2PRFIN20080910_173442_000000542072_00026_34148_4681.N1	10-SEP-2008 17:34:42	Dark	54.000	2	Alp Car	-0.73600	7000.0	108	34148	No
184	GOM_NL__2PRFIN20080910_174505_000000402072_00027_34149_4698.N1	10-SEP-2008 17:45:05	Dark	40.000	143	Alp Hyi	2.8570	7200.0	80	34149	No
185	GOM_NL__2PRFIN20080910_174628_000000432072_00027_34149_4699.N1	10-SEP-2008 17:46:28	Dark	42.500	9	Alp Eri	0.45300	24000.	85	34149	No
186	GOM_NL__2PRFIN20080910_175312_000000452072_00027_34149_4700.N1	10-SEP-2008 17:53:12	Straylight	44.500	63	Bet Gru	2.1500	2800.0	89	34149	No
187	GOM_NL__2PRFIN20080910_175747_000000452072_00027_34149_4701.N1	10-SEP-2008 17:57:47	Straylight	44.500	18	24Alp PsA	1.1660	9700.0	89	34149	No
188	GOM_NL__2PRFIN20080910_180641_000000372072_00027_34149_4702.N1	10-SEP-2008 18:06:41	Bright	37.000	162	34Alp Aqr	2.9440	5350.0	74	34149	No
189	GOM_NL__2PRFIN20080910_180940_000000382072_00027_34149_4703.N1	10-SEP-2008 18:09:40	Bright	38.000	61	8Eps Peg	2.1000	3900.0	76	34149	No
190	GOM_NL__2PRFIN20080910_181136_000000422072_00027_34149_4704.N1	10-SEP-2008 18:11:36	Bright	41.500	90	54Alp Peg	2.4870	11000.	83	34149	No
191	GOM_NL__2PRFIN20080910_181550_000000382072_00027_34149_4705.N1	10-SEP-2008 18:15:50	Bright	37.500	164	44Eta Peg	2.9480	5400.0	75	34149	No
192	GOM_NL__2PRFIN20080910_182431_000000352072_00027_34149_4706.N1	10-SEP-2008 18:24:31	Bright	35.000	89	5Alp Cep	2.4510	8000.0	70	34149	No
193	GOM_NL__2PRFIN20080910_182603_000000422072_00027_34149_4707.N1	10-SEP-2008 18:26:03	Bright	42.000	74	11Bet Cas	2.2680	6600.0	84	34149	No
194	GOM_NL__2PRFIN20080910_183214_000000372072_00027_34149_4708.N1	10-SEP-2008 18:32:14	Bright	36.500	49	1Alp UMi	1.9900	6300.0	73	34149	No
195	GOM_NL__2PRFIN20080910_184934_000000422072_00027_34149_4709.N1	10-SEP-2008 18:49:34	Bright	41.500	24	66Alp Gem	1.5800	10200.	83	34149	No
196	GOM_NL__2PRFIN20080910_185750_000000552072_00027_34149_4710.N1	10-SEP-2008 18:57:50	Twilight	54.500	8	10Alp CMi	0.40000	6500.0	109	34149	No
197	GOM_NL__2PRFIN20080910_190623_000000632072_00027_34149_4711.N1	10-SEP-2008 19:06:23	Dark	62.500	1	9Alp CMa	-1.4400	11000.	125	34149	No
198	GOM_NL__2PRFIN20080910_190850_000000432072_00027_34149_4712.N1	10-SEP-2008 19:08:50	Dark	43.000	23	21Eps CMa	1.5020	26000.	86	34149	No
199	GOM_NL__2PRFIN20080910_191101_000000452072_00027_34149_4713.N1	10-SEP-2008 19:11:01	Dark	45.000	177	1Zet CMa	3.0220	26000.	90	34149	No
200	GOM_NL__2PRFIN20080910_191403_000000392072_00027_34149_4714.N1	10-SEP-2008 19:14:03	Dark	38.500	161	Tau Pup	2.9310	4500.0	77	34149	No
201	GOM_NL__2PRFIN20080910_191519_000000552072_00027_34149_4715.N1	10-SEP-2008 19:15:19	Dark	55.000	2	Alp Car	-0.73600	7000.0	110	34149	No
202	GOM_NL__2PRFIN20080910_192541_000000382072_00028_34150_4720.N1	10-SEP-2008 19:25:41	Dark	38.000	143	Alp Hyi	2.8570	7200.0	76	34150	No
203	GOM_NL__2PRFIN20080910_192705_000000522072_00028_34150_4721.N1	10-SEP-2008 19:27:05	Dark	52.000	9	Alp Eri	0.45300	24000.	104	34150	No
204	GOM_NL__2PRFIN20080910_193348_000000432072_00028_34150_4722.N1	10-SEP-2008 19:33:48	Straylight	42.500	63	Bet Gru	2.1500	2800.0	85	34150	No
205	GOM_NL__2PRFIN20080910_193823_000000432072_00028_34150_4723.N1	10-SEP-2008 19:38:23	Straylight	42.500	18	24Alp PsA	1.1660	9700.0	85	34150	No
206	GOM_NL__2PRFIN20080910_194717_000000372072_00028_34150_4724.N1	10-SEP-2008 19:47:17	Bright	36.500	162	34Alp Aqr	2.9440	5350.0	73	34150	No
207	GOM_NL__2PRFIN20080910_195016_000000382072_00028_34150_4725.N1	10-SEP-2008 19:50:16	Bright	37.500	61	8Eps Peg	2.1000	3900.0	75	34150	No
208	GOM_NL__2PRFIN20080910_195212_000000422072_00028_34150_4726.N1	10-SEP-2008 19:52:12	Bright	41.500	90	54Alp Peg	2.4870	11000.	83	34150	No
209	GOM_NL__2PRFIN20080910_195626_000000402072_00028_34150_4727.N1	10-SEP-2008 19:56:26	Bright	39.500	164	44Eta Peg	2.9480	5400.0	79	34150	No
210	GOM_NL__2PRFIN20080910_200507_000000362072_00028_34150_4728.N1	10-SEP-2008 20:05:07	Bright	36.000	89	5Alp Cep	2.4510	8000.0	72	34150	No
211	GOM_NL__2PRFIN20080910_200638_000000432072_00028_34150_4729.N1	10-SEP-2008 20:06:38	Bright	43.000	74	11Bet Cas	2.2680	6600.0	86	34150	No
212	GOM_NL__2PRFIN20080910_201250_000000372072_00028_34150_4730.N1	10-SEP-2008 20:12:50	Bright	36.500	49	1Alp UMi	1.9900	6300.0	73	34150	No
213	GOM_NL__2PRFIN20080910_203010_000000592072_00028_34150_4731.N1	10-SEP-2008 20:30:10	Bright	59.000	24	66Alp Gem	1.5800	10200.	118	34150	No
214	GOM_NL__2PRFIN20080910_203827_000000562072_00028_34150_4732.N1	10-SEP-2008 20:38:27	Twilight	55.500	8	10Alp CMi	0.40000	6500.0	111	34150	No
215	GOM_NL__2PRFIN20080910_204700_000000562072_00028_34150_4733.N1	10-SEP-2008 20:47:00	Dark	55.500	1	9Alp CMa	-1.4400	11000.	111	34150	No
216	GOM_NL__2PRFIN20080910_204926_000000432072_00028_34150_4734.N1	10-SEP-2008 20:49:26	Dark	43.000	23	21Eps CMa	1.5020	26000.	86	34150	No
217	GOM_NL__2PRFIN20080910_205137_000000462072_00028_34150_4735.N1	10-SEP-2008 20:51:37	Dark	45.500	177	1Zet CMa	3.0220	26000.	91	34150	No
218	GOM_NL__2PRFIN20080910_205439_000000392072_00028_34150_4736.N1	10-SEP-2008 20:54:39	Dark	39.000	161	Tau Pup	2.9310	4500.0	78	34150	No
219	GOM_NL__2PRFIN20080910_210618_000000392072_00029_34151_4742.N1	10-SEP-2008 21:06:18	Dark	39.000	143	Alp Hyi	2.8570	7200.0	78	34151	No

220	GOM_NL__2PRFIN20080910_210741_000000522072_00029_34151_4743.N1	10-SEP-2008 21:07:41	Dark	51.500	9	Alp Eri	0.45300	24000.	103	34151	No
221	GOM_NL__2PRFIN20080910_211424_000000432072_00029_34151_4744.N1	10-SEP-2008 21:14:24	Straylight	42.500	63	Bet Gru	2.1500	2800.0	85	34151	No
222	GOM_NL__2PRFIN20080910_211859_000000442072_00029_34151_4745.N1	10-SEP-2008 21:18:59	Straylight	44.000	18	24Alp PsA	1.1660	9700.0	88	34151	No
223	GOM_NL__2PRFIN20080910_212753_000000382072_00029_34151_4746.N1	10-SEP-2008 21:27:53	Bright	37.500	162	34Alp Aqr	2.9440	5350.0	75	34151	No
224	GOM_NL__2PRFIN20080910_213052_000000372072_00029_34151_4747.N1	10-SEP-2008 21:30:52	Bright	37.000	61	8Eps Peg	2.1000	3900.0	74	34151	No
225	GOM_NL__2PRFIN20080910_213248_000000422072_00029_34151_4748.N1	10-SEP-2008 21:32:48	Bright	42.000	90	54Alp Peg	2.4870	11000.	84	34151	No
226	GOM_NL__2PRFIN20080910_213702_000000382072_00029_34151_4749.N1	10-SEP-2008 21:37:02	Bright	37.500	164	44Eta Peg	2.9480	5400.0	75	34151	No
227	GOM_NL__2PRFIN20080910_214543_000000362072_00029_34151_4750.N1	10-SEP-2008 21:45:43	Bright	36.000	89	5Alp Cep	2.4510	8000.0	72	34151	No
228	GOM_NL__2PRFIN20080910_214714_000000432072_00029_34151_4751.N1	10-SEP-2008 21:47:14	Bright	42.500	74	11Bet Cas	2.2680	6600.0	85	34151	No
229	GOM_NL__2PRFIN20080910_215326_000000372072_00029_34151_4752.N1	10-SEP-2008 21:53:26	Bright	36.500	49	1Alp UMi	1.9900	6300.0	73	34151	No
230	GOM_NL__2PRFIN20080910_221046_000000422072_00029_34151_4753.N1	10-SEP-2008 22:10:46	Bright	42.000	24	66Alp Gem	1.5800	10200.	84	34151	No
231	GOM_NL__2PRFIN20080910_221903_000000562072_00029_34151_4754.N1	10-SEP-2008 22:19:03	Twilight	55.500	8	10Alp CMi	0.40000	6500.0	111	34151	No
232	GOM_NL__2PRFIN20080910_222737_000000572072_00029_34151_4755.N1	10-SEP-2008 22:27:37	Dark	56.500	1	9Alp CMa	-1.4400	11000.	113	34151	No
233	GOM_NL__2PRFIN20080910_223003_000000492072_00029_34151_4756.N1	10-SEP-2008 22:30:03	Dark	48.500	23	21Eps CMa	1.5020	26000.	97	34151	No
234	GOM_NL__2PRFIN20080910_223516_000000402072_00029_34151_4757.N1	10-SEP-2008 22:35:16	Dark	40.000	161	Tau Pup	2.9310	4500.0	80	34151	No
235	GOM_NL__2PRFIN20080910_224654_000000392072_00030_34152_4762.N1	10-SEP-2008 22:46:54	Dark	38.500	143	Alp Hyi	2.8570	7200.0	77	34152	No
236	GOM_NL__2PRFIN20080910_224818_000000522072_00030_34152_4763.N1	10-SEP-2008 22:48:18	Dark	52.000	9	Alp Eri	0.45300	24000.	104	34152	No
237	GOM_NL__2PRFIN20080910_225500_000000442072_00030_34152_4764.N1	10-SEP-2008 22:55:00	Straylight	44.000	63	Bet Gru	2.1500	2800.0	88	34152	No
238	GOM_NL__2PRFIN20080910_225935_000000452072_00030_34152_4765.N1	10-SEP-2008 22:59:35	Straylight	44.500	18	24Alp PsA	1.1660	9700.0	89	34152	No
239	GOM_NL__2PRFIN20080910_230829_000000382072_00030_34152_4766.N1	10-SEP-2008 23:08:29	Bright	38.000	162	34Alp Aqr	2.9440	5350.0	76	34152	No
240	GOM_NL__2PRFIN20080910_231128_000000372072_00030_34152_4767.N1	10-SEP-2008 23:11:28	Bright	37.000	61	8Eps Peg	2.1000	3900.0	74	34152	No
241	GOM_NL__2PRFIN20080910_231323_000000422072_00030_34152_4768.N1	10-SEP-2008 23:13:23	Bright	41.500	90	54Alp Peg	2.4870	11000.	83	34152	No
242	GOM_NL__2PRFIN20080910_231737_000000402072_00030_34152_4769.N1	10-SEP-2008 23:17:37	Bright	39.500	164	44Eta Peg	2.9480	5400.0	79	34152	No
243	GOM_NL__2PRFIN20080910_232619_000000332072_00030_34152_4770.N1	10-SEP-2008 23:26:19	Bright	32.500	89	5Alp Cep	2.4510	8000.0	65	34152	No
244	GOM_NL__2PRFIN20080910_232749_000000402072_00030_34152_4771.N1	10-SEP-2008 23:27:49	Bright	39.500	74	11Bet Cas	2.2680	6600.0	79	34152	No
245	GOM_NL__2PRFIN20080910_233402_000000342072_00030_34152_4772.N1	10-SEP-2008 23:34:02	Bright	33.500	49	1Alp UMi	1.9900	6300.0	67	34152	No
246	GOM_NL__2PRFIN20080910_235122_000000432072_00030_34152_4773.N1	10-SEP-2008 23:51:22	Bright	43.000	24	66Alp Gem	1.5800	10200.	86	34152	No
247	GOM_NL__2PRFIN20080910_235939_000000532072_00030_34152_4774.N1	10-SEP-2008 23:59:39	Twilight	52.500	8	10Alp CMi	0.40000	6500.0	105	34152	No

3. Quality information per product

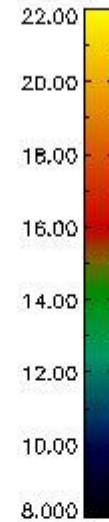
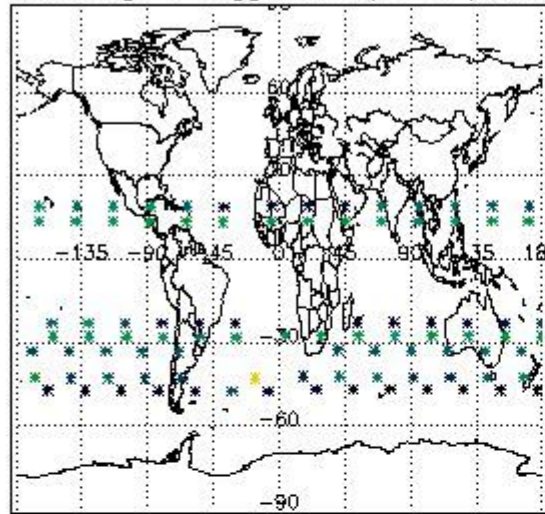
In this section it is plotted some information contained in the Quality Summary data set of the level 2 products. Only products in dark limb conditions and without errors (error flag in the MPH set to "0") are used.

3.1 Plot quality information per product (time dependant)

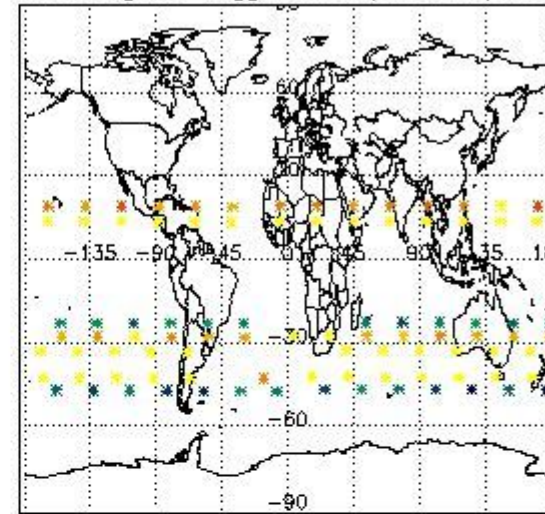


3.2 Plot quality information per product (world map)

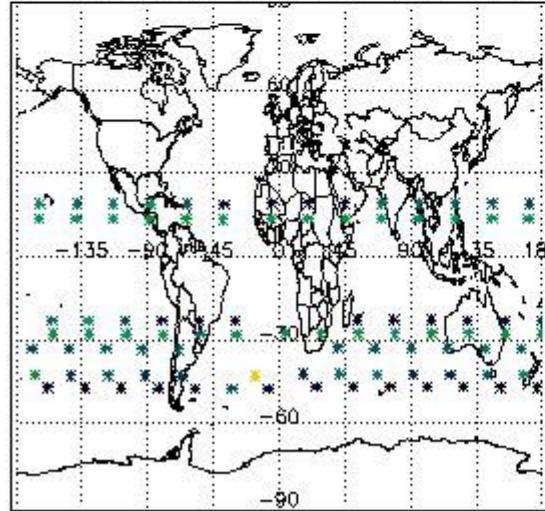
Percentage of flagged data per O3 profile



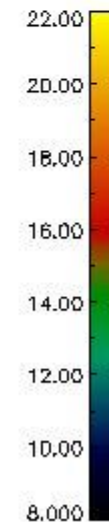
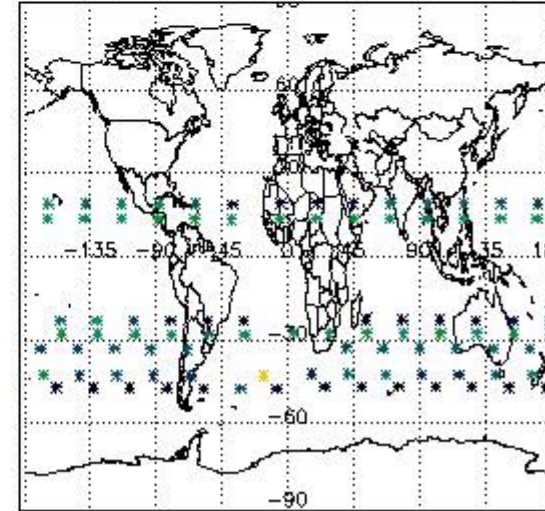
Percentage of flagged data per H2O profile



Percentage of flagged data per NO2 profile



Percentage of flagged data per NO3 profile

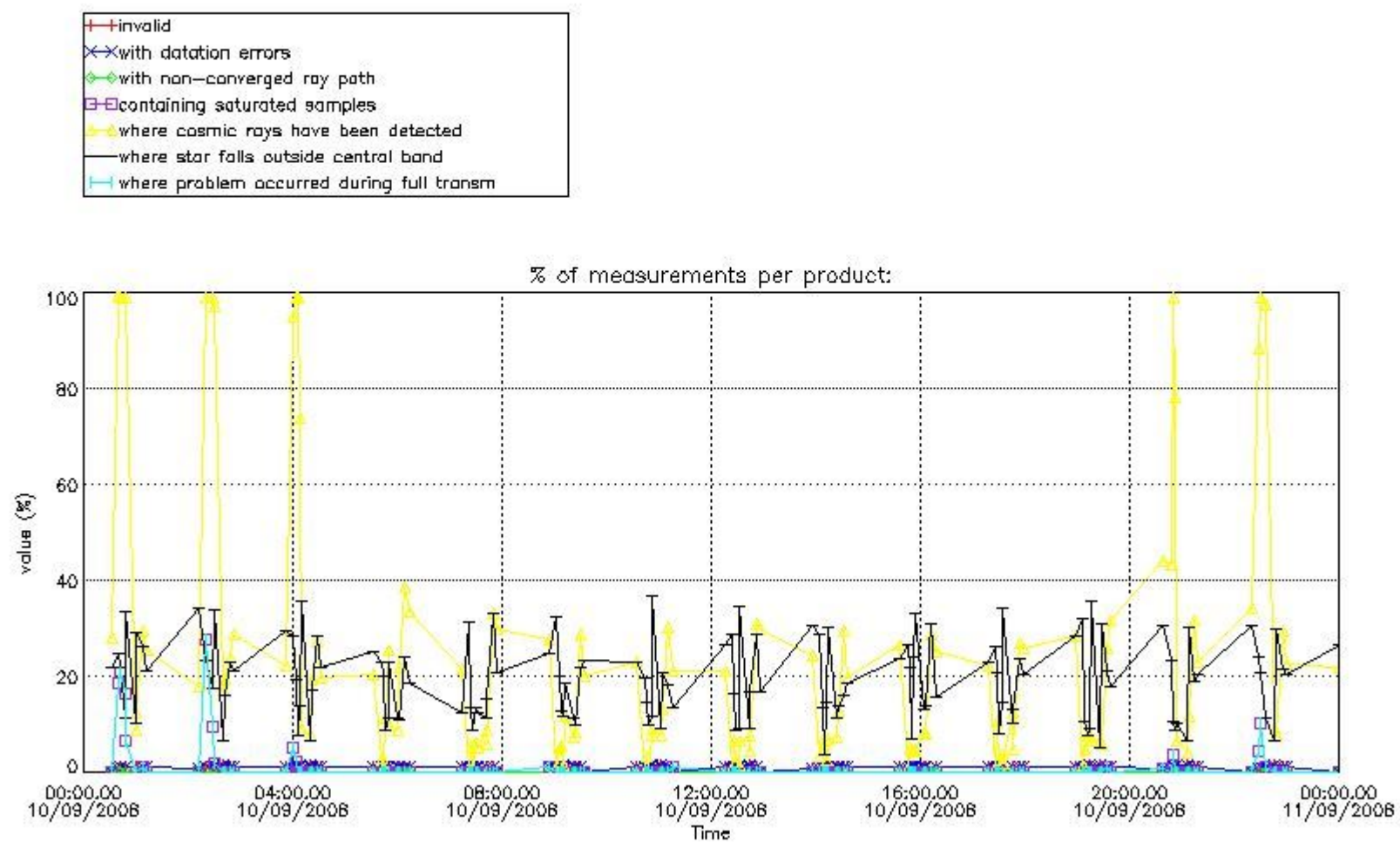


4. Level 1 quality information per product

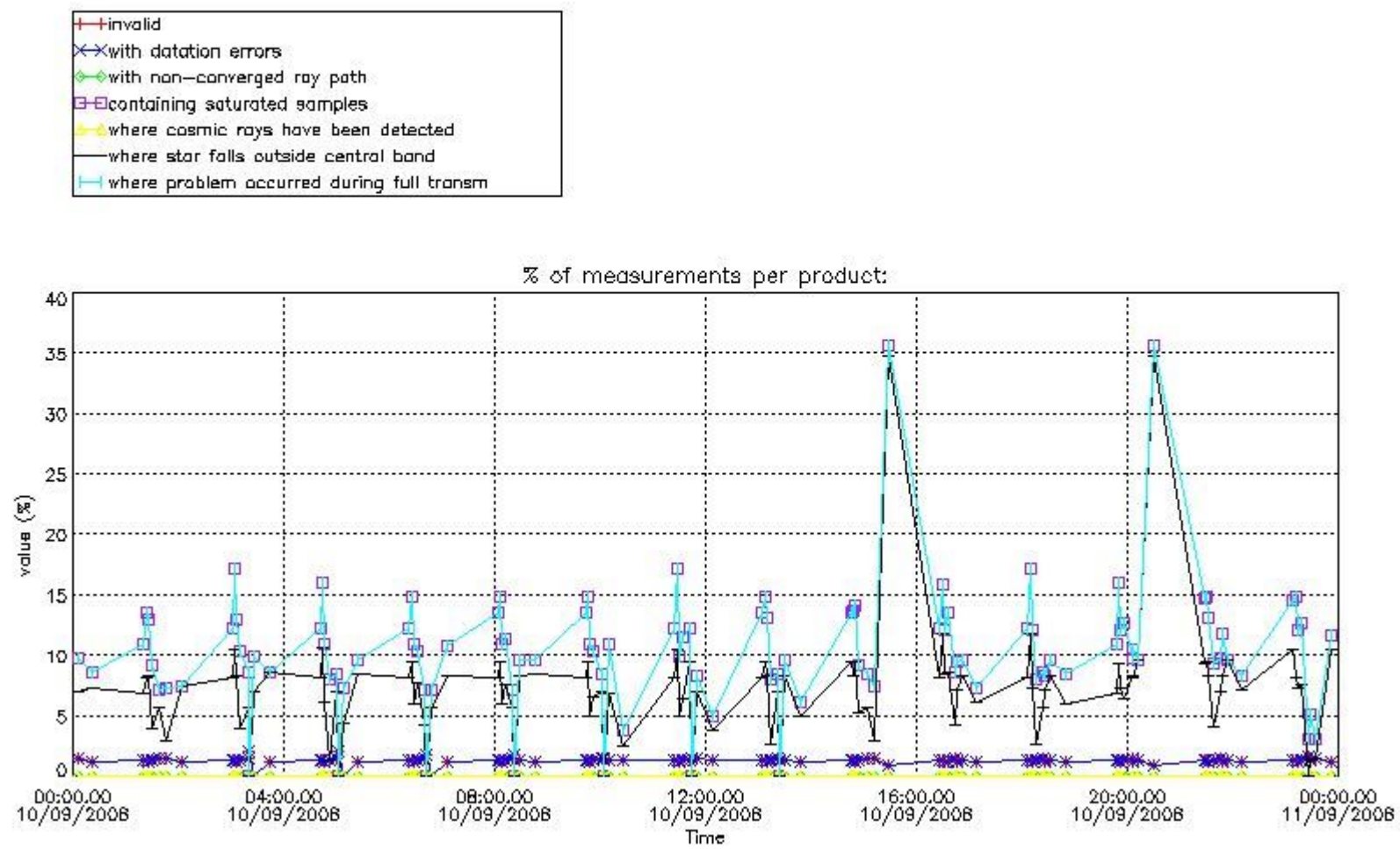
In this section it is plotted some information contained in the Quality Summary data set of the level 2 products that comes from the level 1b processing. Products without errors (error flag in the MPH set to "0") are used.

4.1 Plot quality information per product (time dependant) coming from level 1b processing

4.1.1 Plot level 1 quality information per product (time dependant): ENVISAT ASCENDING passes



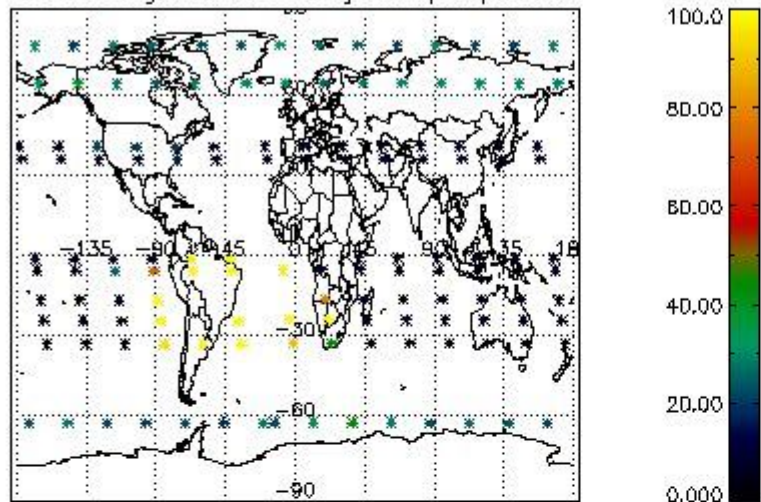
4.1.2 Plot level 1 quality information per product (time dependant): ENVISAT DESCENDING passes



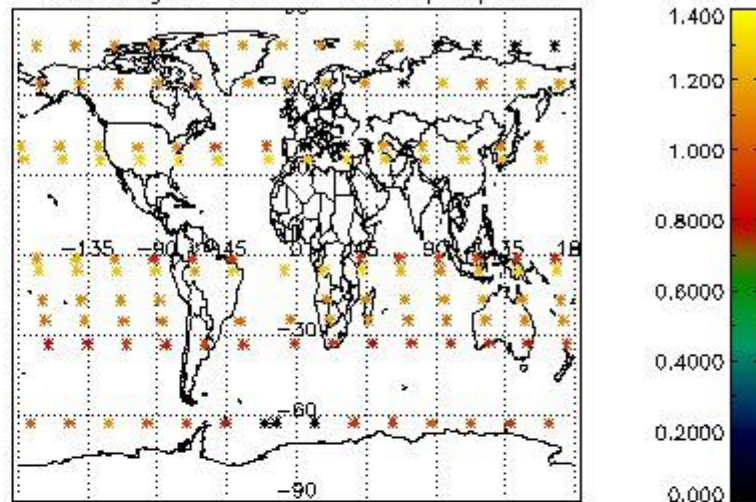
4.2 Plot quality information per product coming from level 1b processing (world map)

4.2.1 Plot level 1 quality information per product (world map): ENVISAT ASCENDING passes

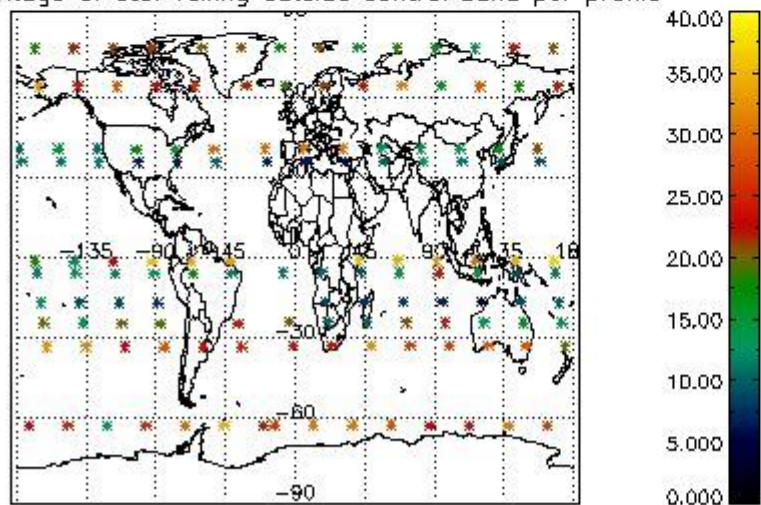
Percentage of cosmic ray hits per profile



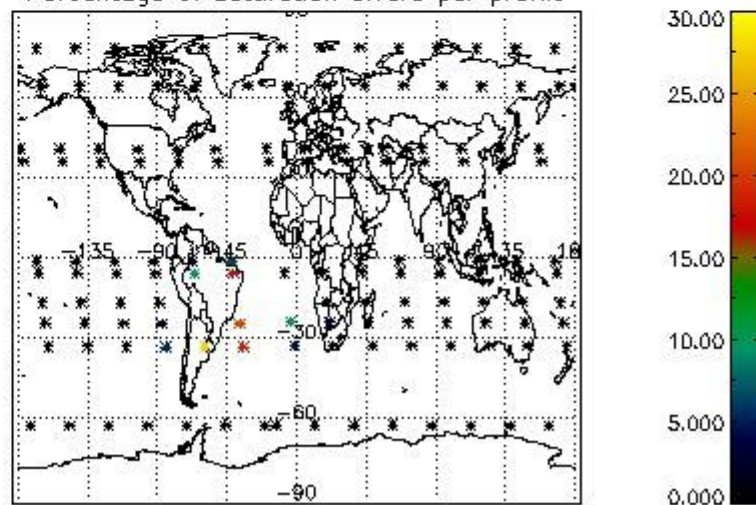
Percentage of datation errors per profile



Percentage of star falling outside central band per profile

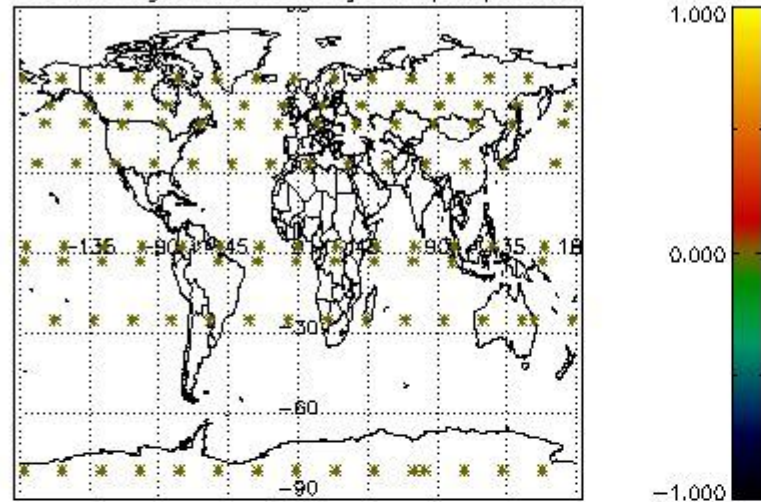


Percentage of saturation errors per profile

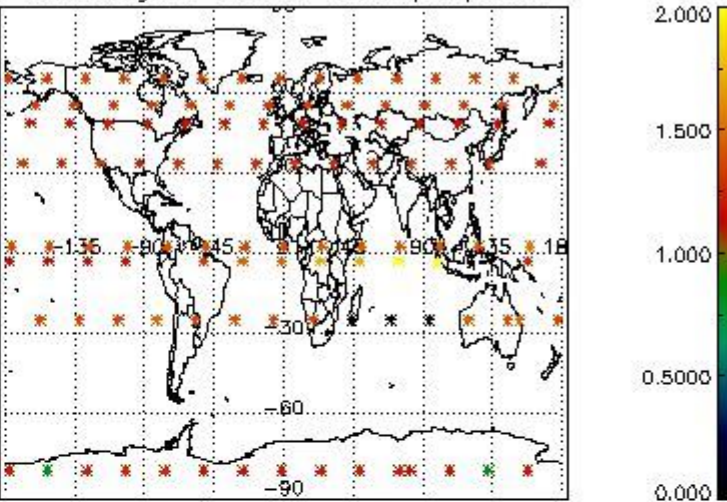


4.2.2 Plot level 1 quality information per product (world map): ENVISAT DESCENDING passes

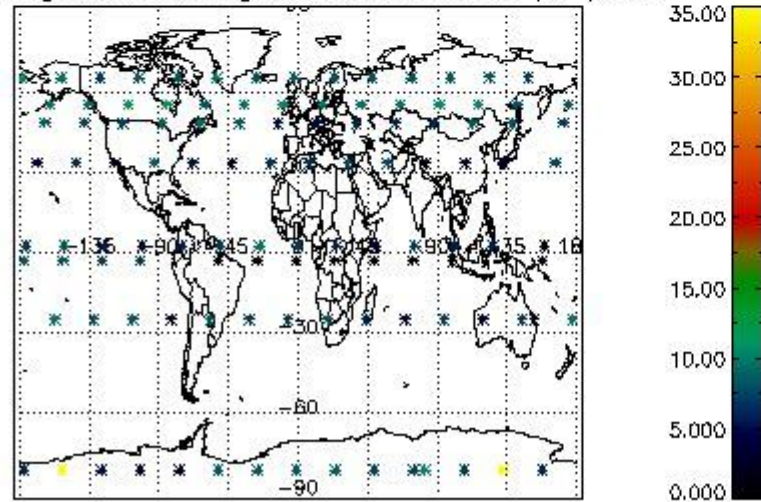
Percentage of cosmic ray hits per profile



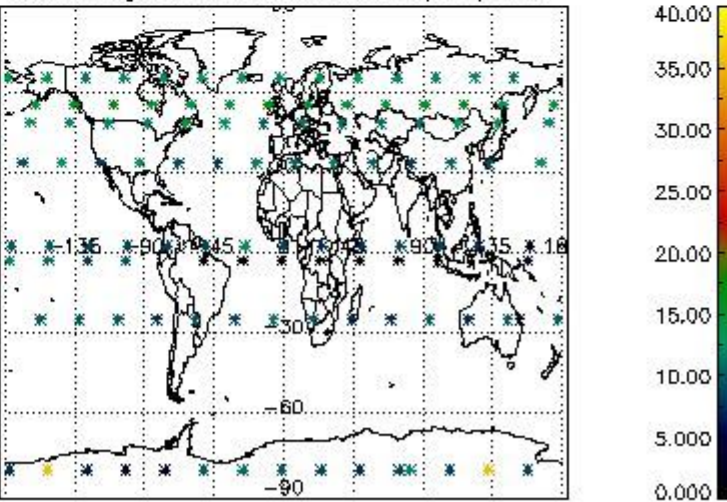
Percentage of datation errors per profile



Percentage of star falling outside central band per profile



Percentage of saturation errors per profile



5. Trace gas profiles

5.1 Ozone statistics based on quality of products

The final quality of the products can be "measured" using the STD (Standard Deviation) attached to every point profile. This information is written to the parameter GOM_NL__2P/NL_LOCAL_SPECIES_DENSITY/o3_std of the level 2 products. The table below shows the statistics for given STD ranges.

The statistics are given with respect to the overall valid production:

- Products without fatal errors: GOM_NL__2P/MPH/PRODUCT_ERR=0
- Valid point profile: GOM_NL__2P/NL_LOCAL_SPECIES_DENSITY/pcd(0)=0

The 'Criteria' is applied to valid points of dark limb products:

- Products in dark limb illumination condition: GOM_NL__2P/NL_SUMMARY_QUALITY/obs_ill_cond=0
- Products without fatal errors: GOM_NL__2P/MPH/PRODUCT_ERR=0
- Valid point profile: GOM_NL__2P/NL_LOCAL_SPECIES_DENSITY/pcd(0)=0

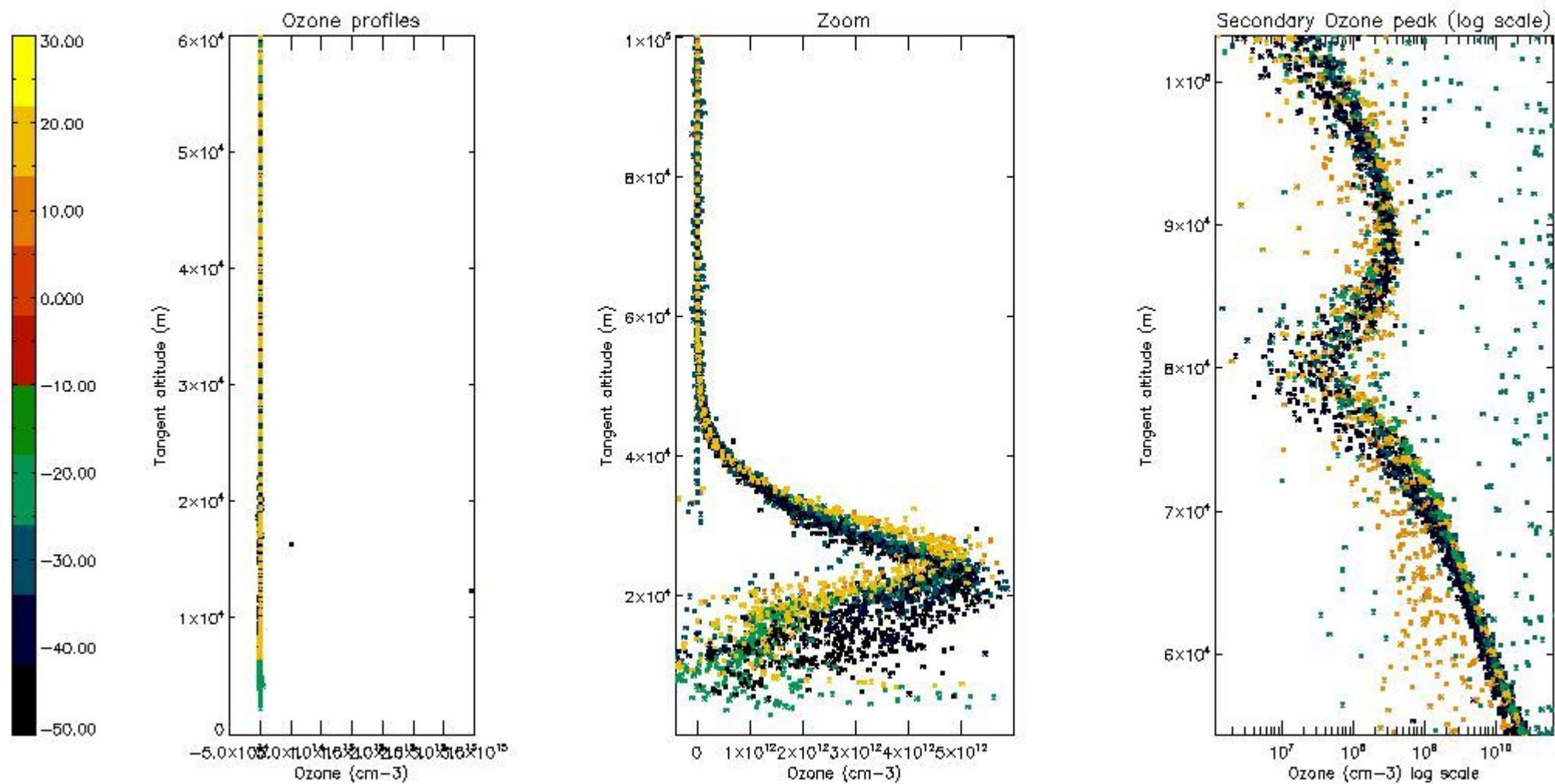
So, the table below shows the percentage of dark limb and valid observations for each criteria with respect to the overall valid daily observations.

Criteria	% of total production
All STD	42
STD < 20	24

STD < 10	20
STD < 5	16

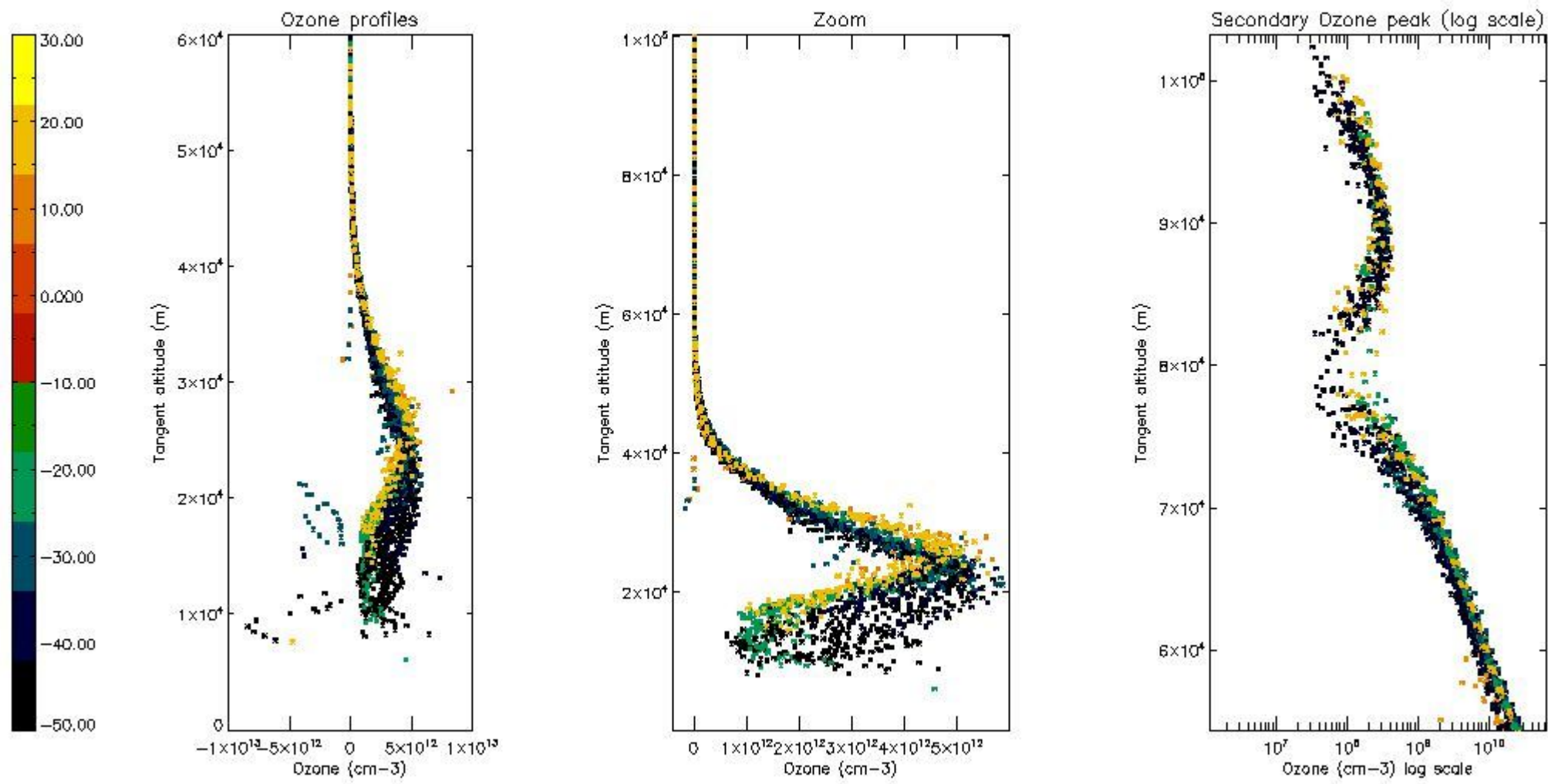
5.2 Plot ozone profiles for all STD (dark without errors)

The colorbar represents the latitude.



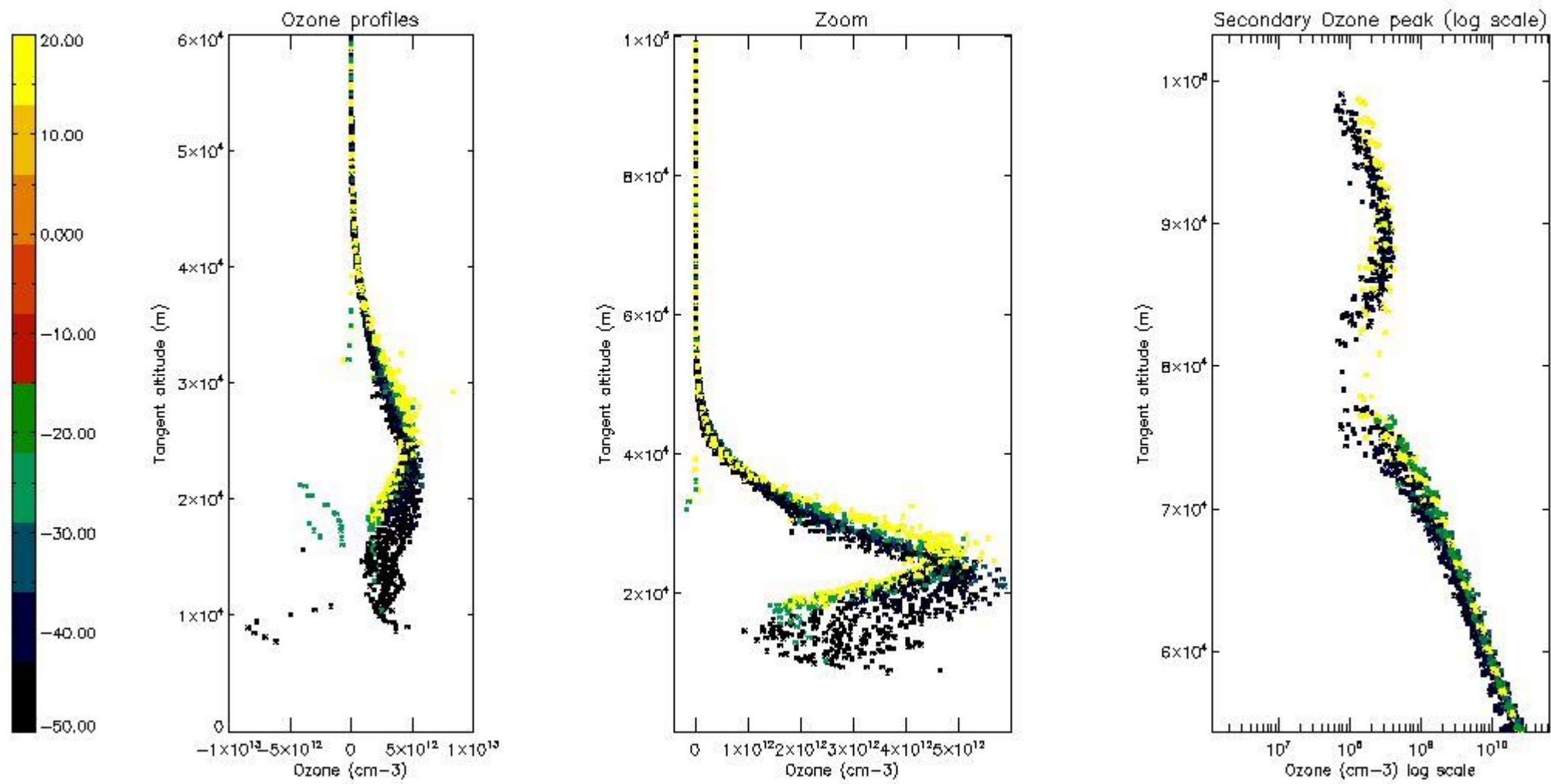
5.3 Plot ozone profiles where STD < 20% (dark without errors)

The colorbar represents the latitude.



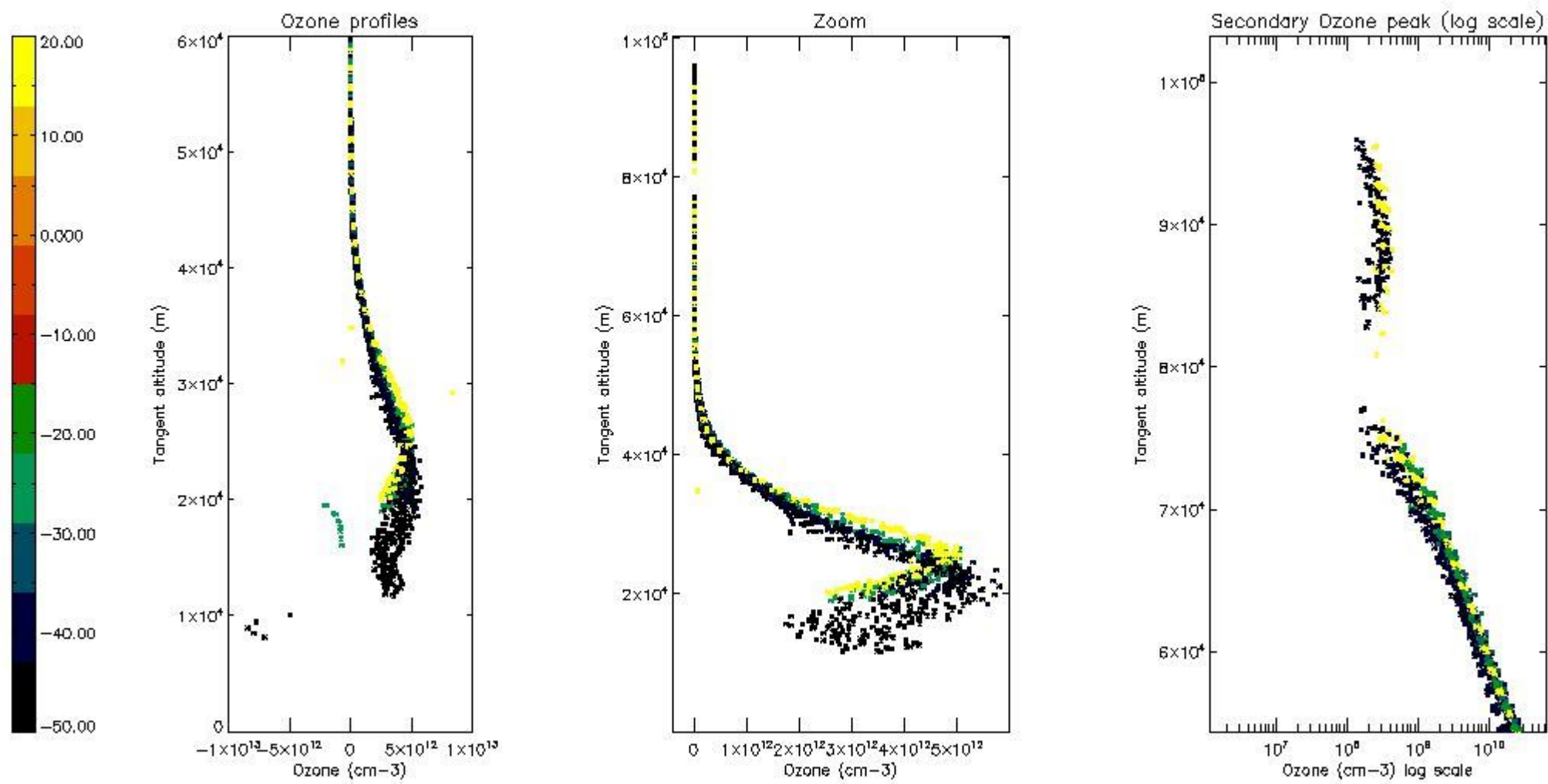
5.4 Plot ozone profiles where STD < 10% (dark without errors)

The colorbar represents the latitude.



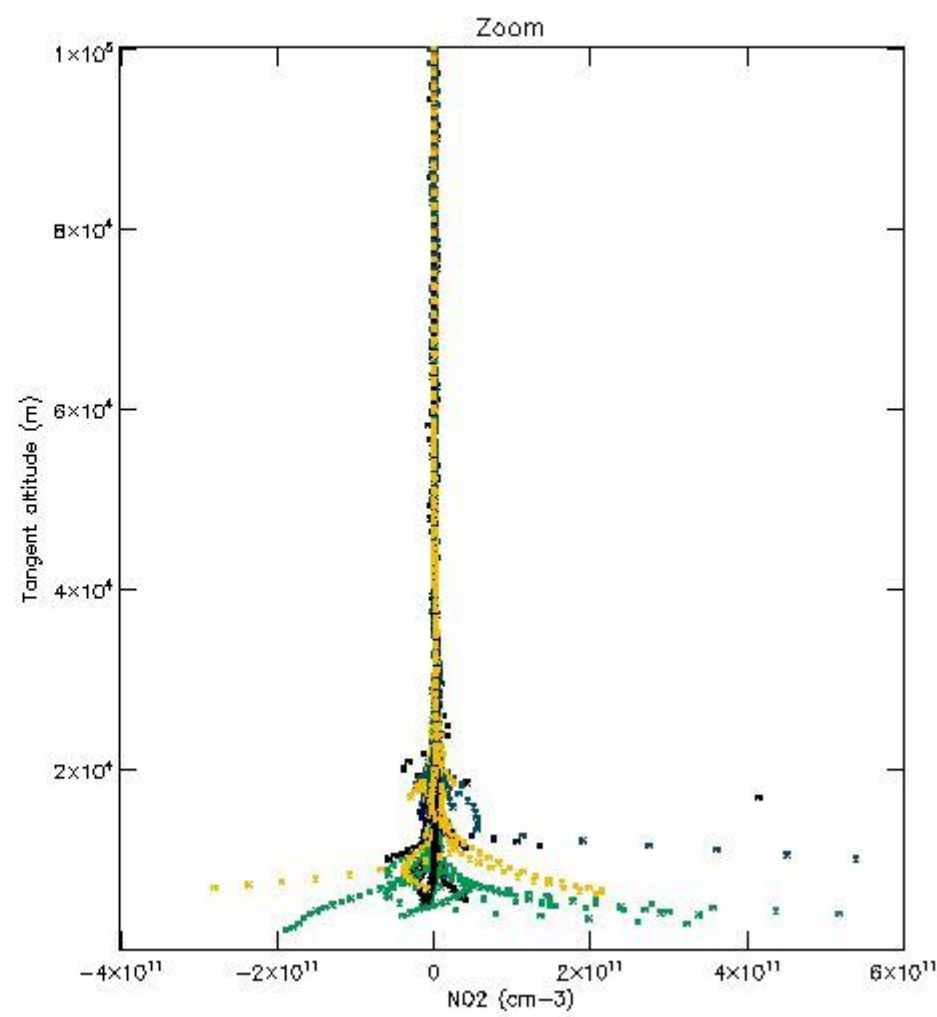
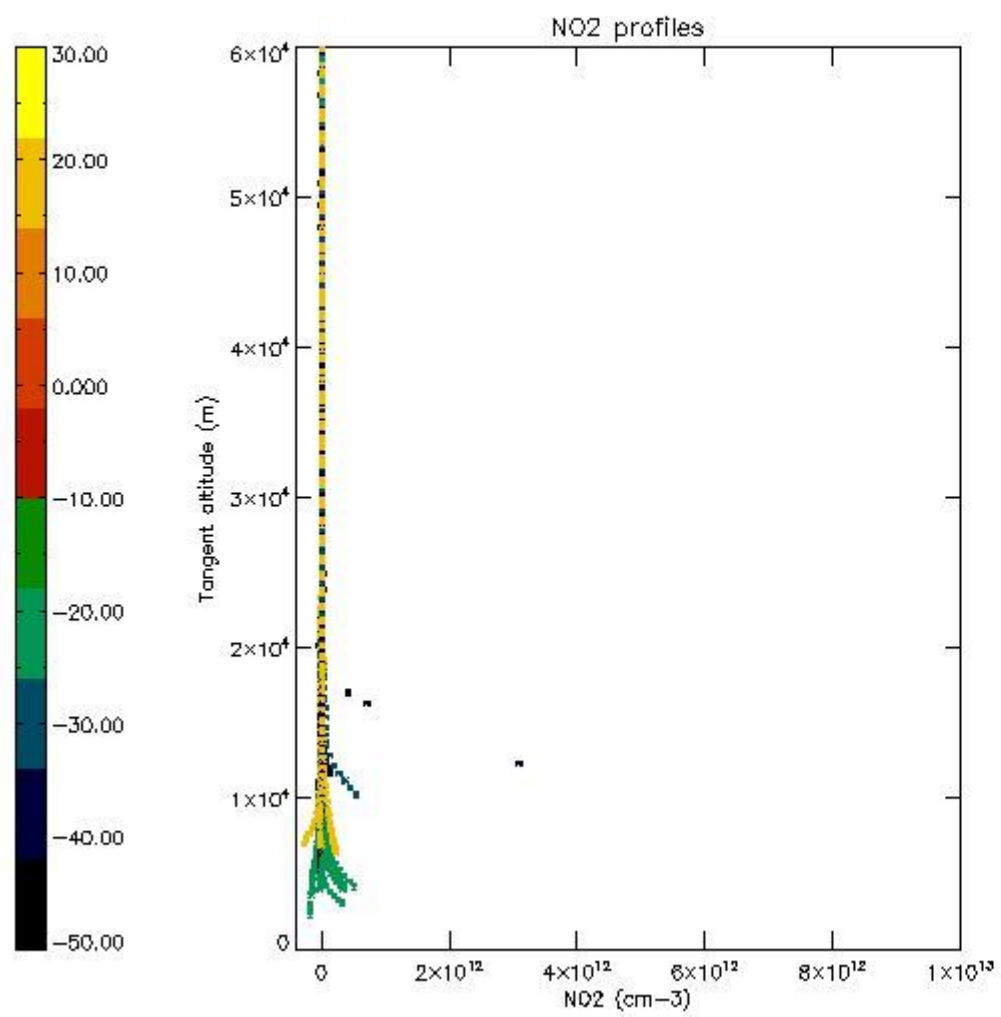
5.5 Plot ozone profiles where STD < 5% (dark without errors)

The colorbar represents the latitude.



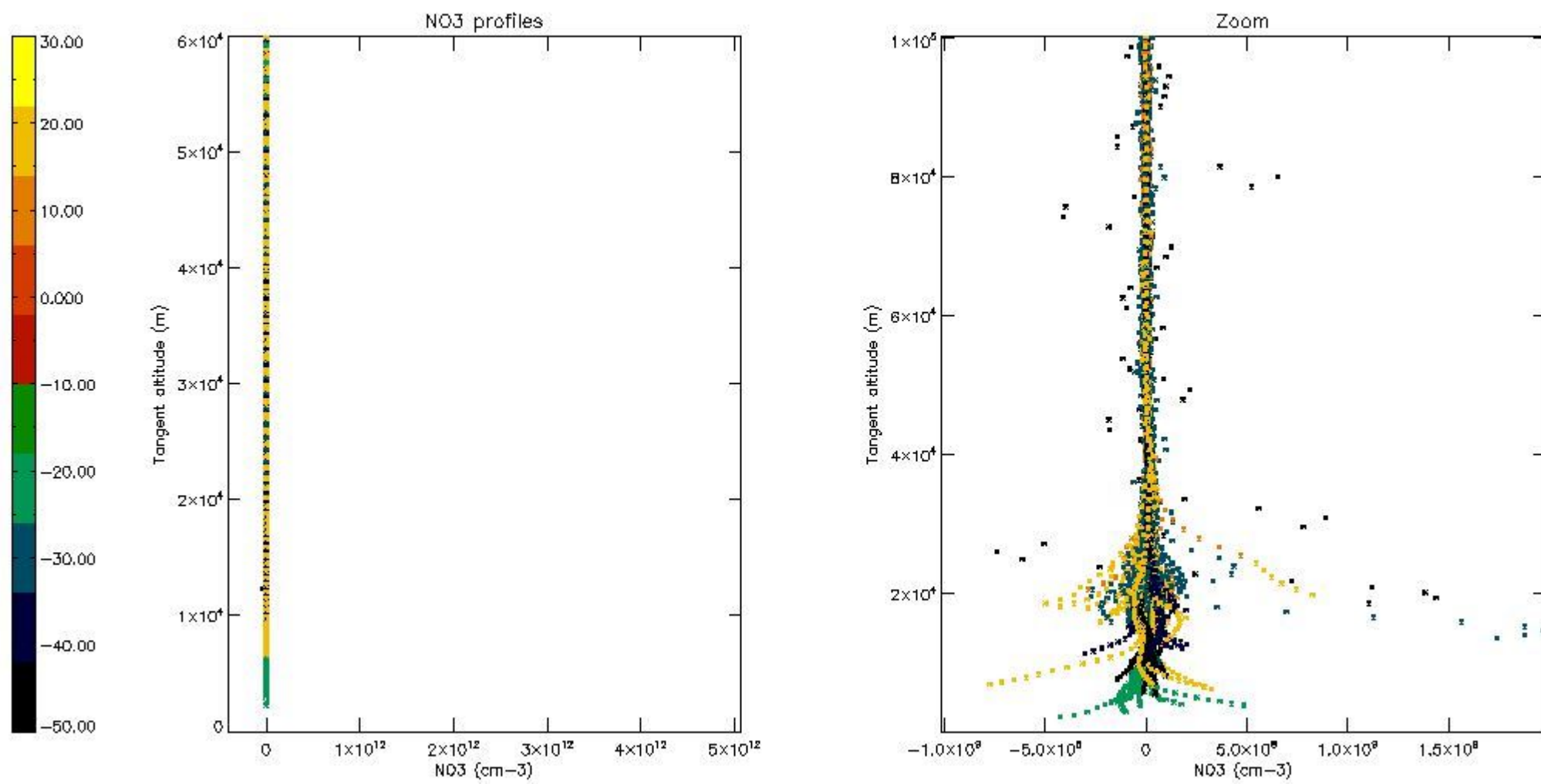
5.6 Plot NO₂ profiles for all STD (dark without errors)

The colorbar represents the latitude.



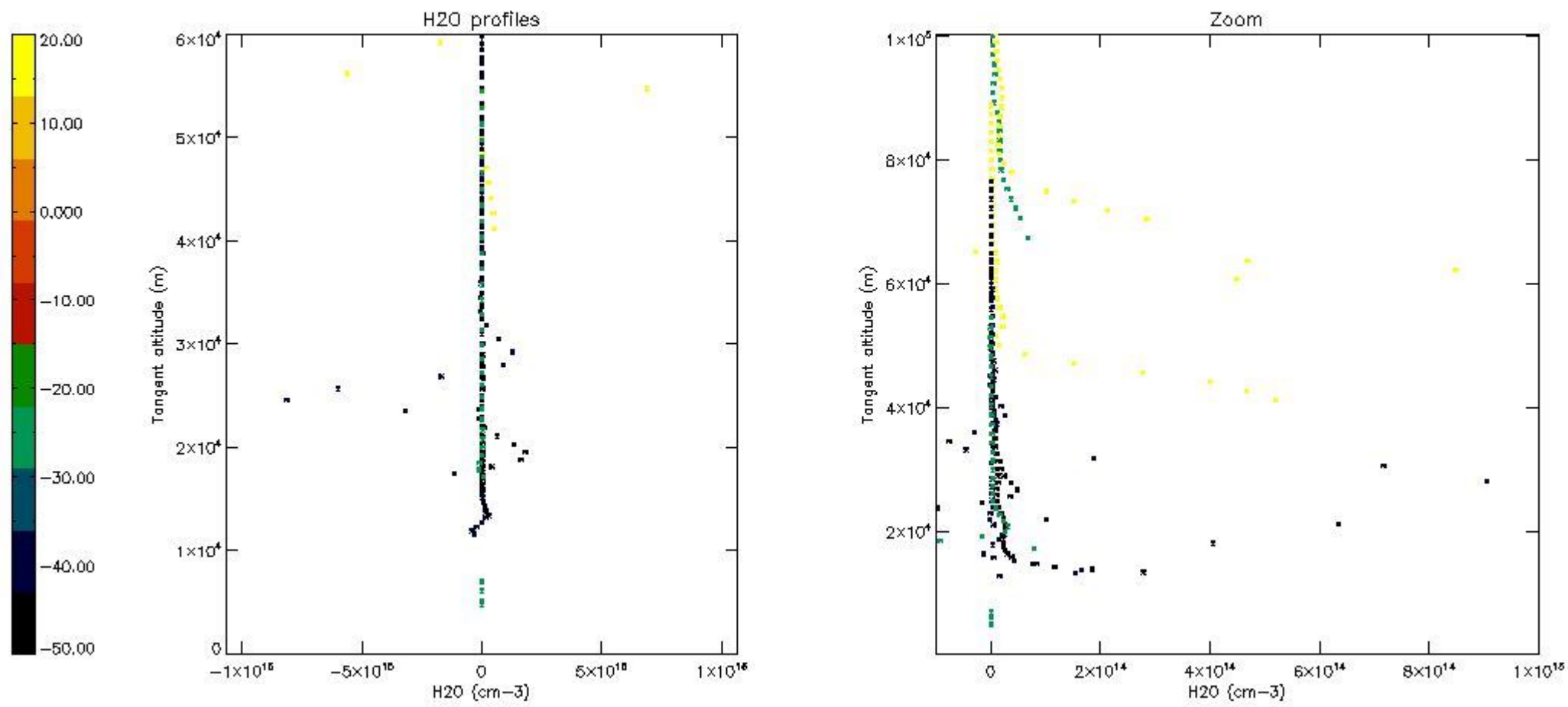
5.7 Plot NO3 profiles for all STD (dark without errors)

The colorbar represents the latitude.



5.8 Plot H2O profiles for all STD (only for occultations of stars 1,2,3,4,13,14,16,26,63 dark without errors)

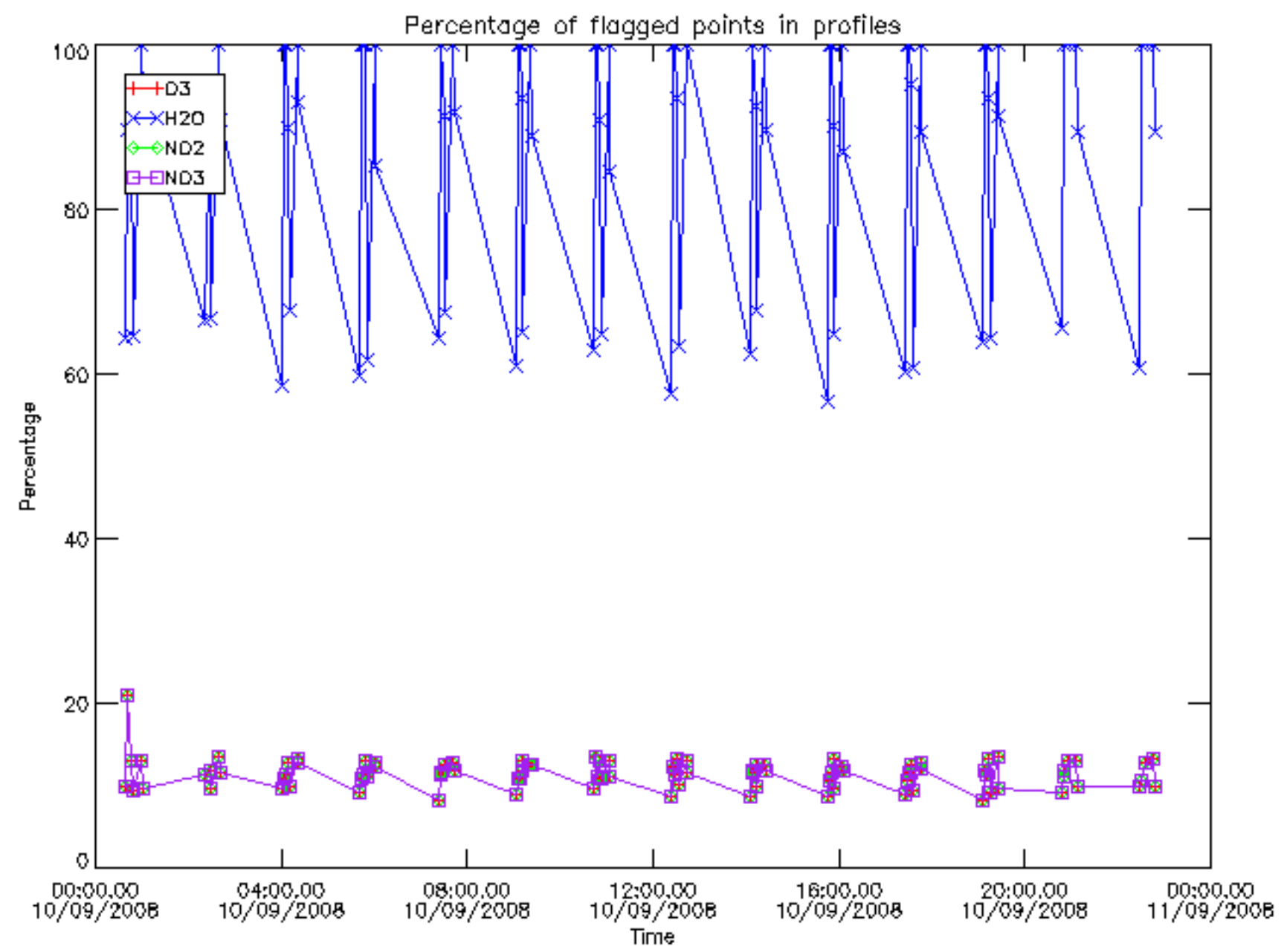
The colorbar represents the latitude.



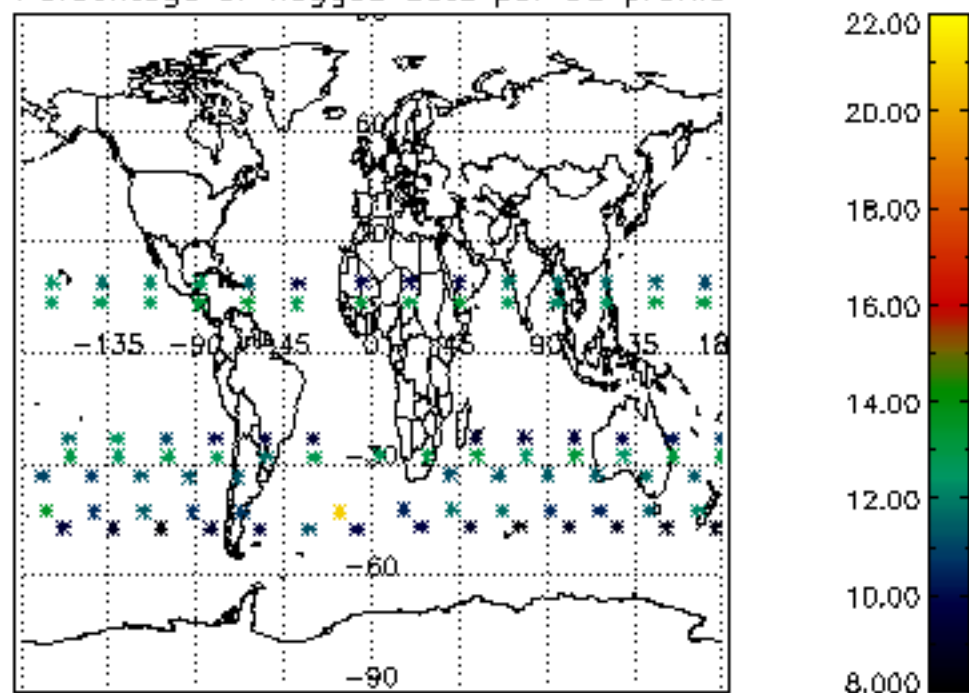
6. Auxiliary Data Files used for the production reported in section 2

The number reported in the third column indicates since which file (see list in section 2) the corresponding auxiliary file has been used. The fourth column is the date of those product files.

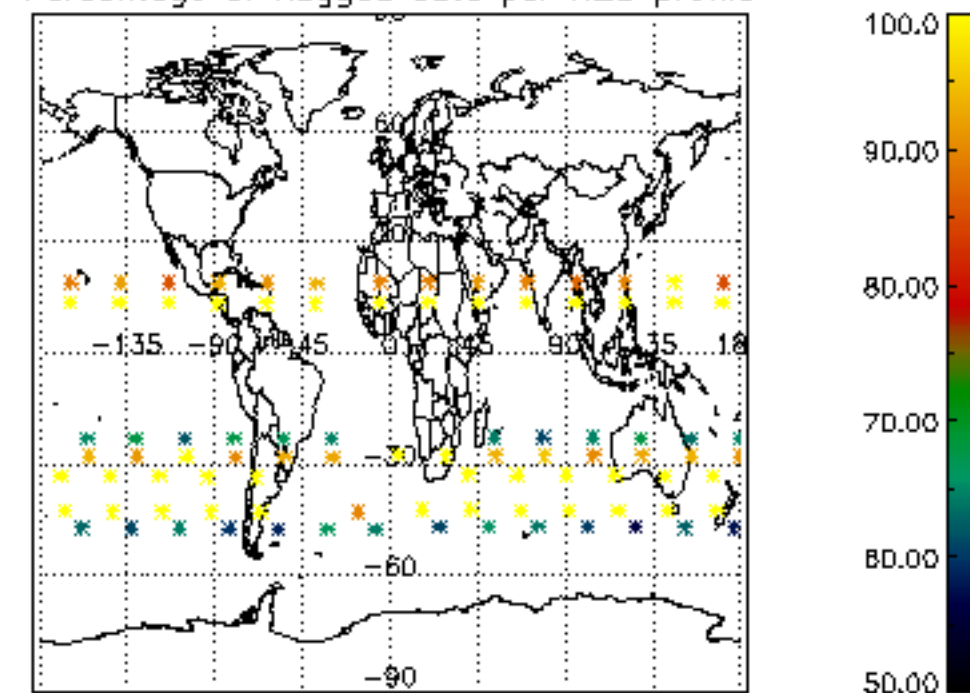
Type	Auxiliary Filename	Used since product	Used since product date
INST_PHYS_CHARACTERISTICS	GOM_INS_AXVIEC20091111_143220_20030716_120000_20500101_000000	1	10-SEP-2008 00:05:39
LEVEL-2_PROC_CONFIG	GOM_PR2_AXVIEC20091111_152718_20020301_000000_20500101_000000	1	10-SEP-2008 00:05:39
CROSS_SECTIONS_FILE	GOM_CRS_AXVIEC20091111_154832_20020301_000000_20500101_000000	1	10-SEP-2008 00:05:39



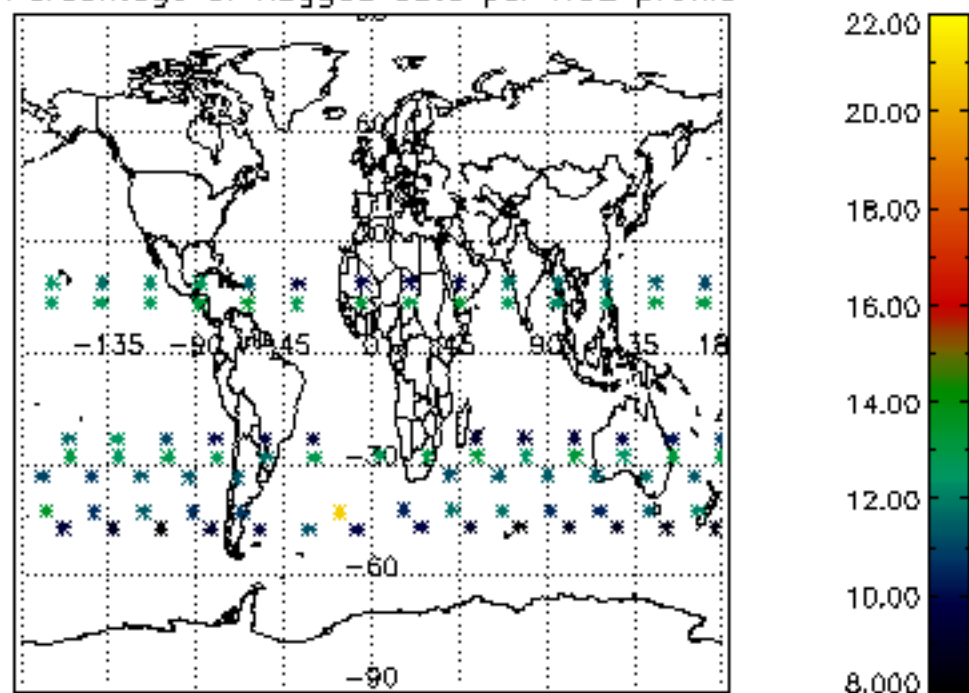
Percentage of flagged data per D3 profile



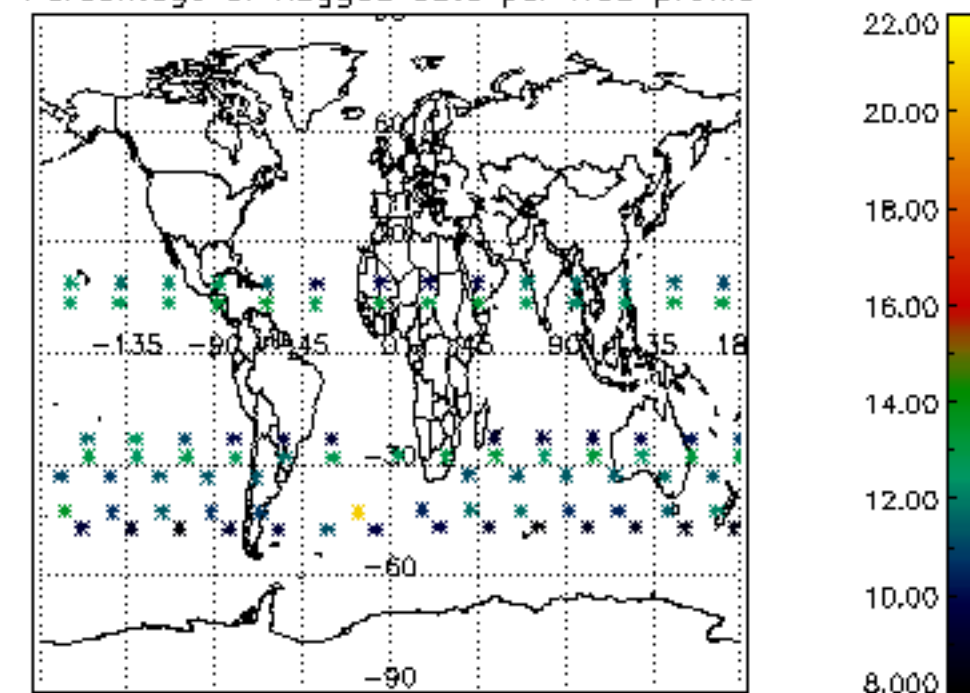
Percentage of flagged data per H2O profile

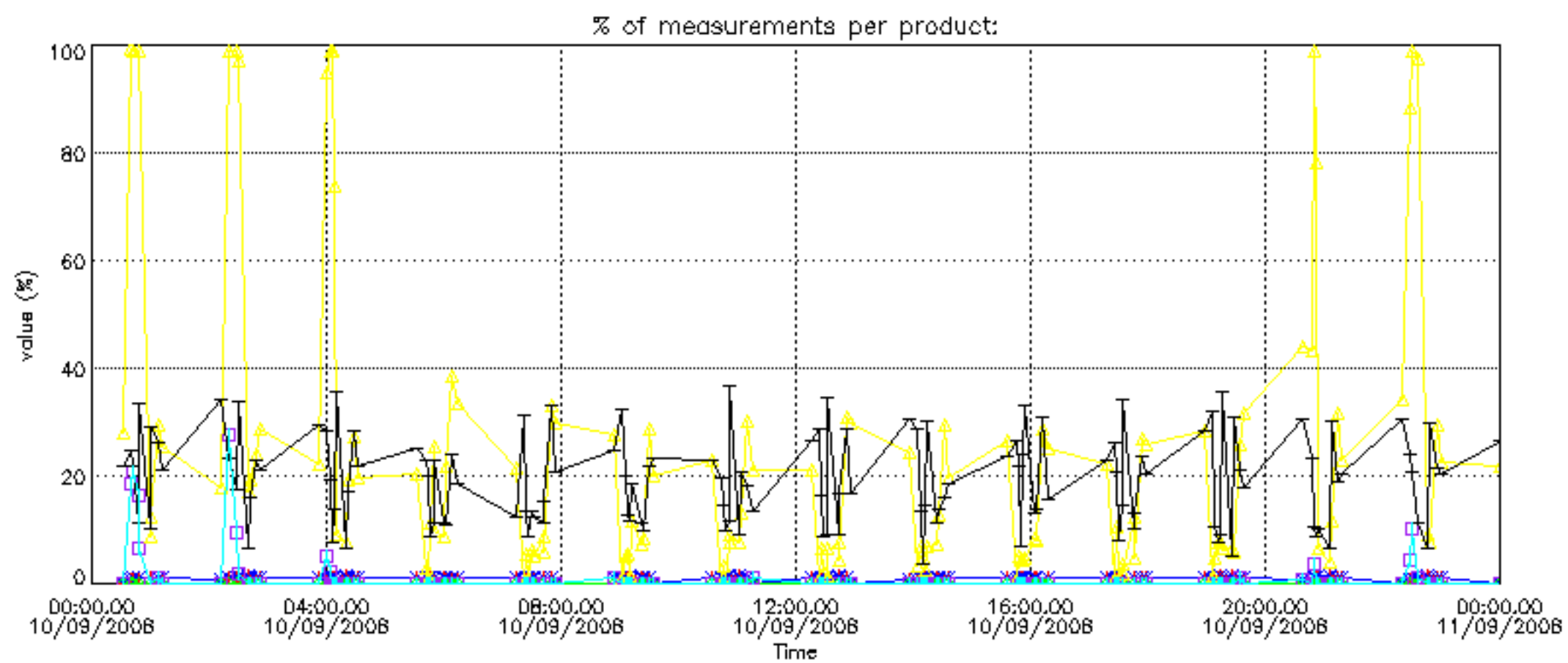
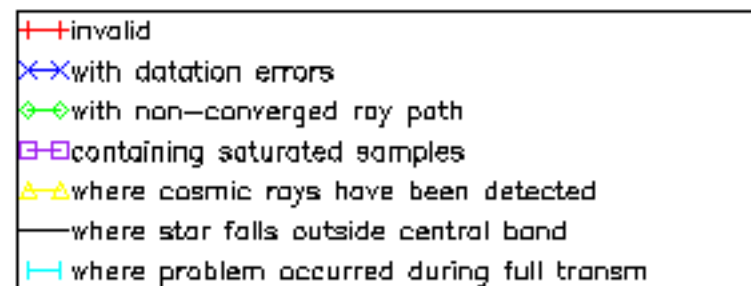


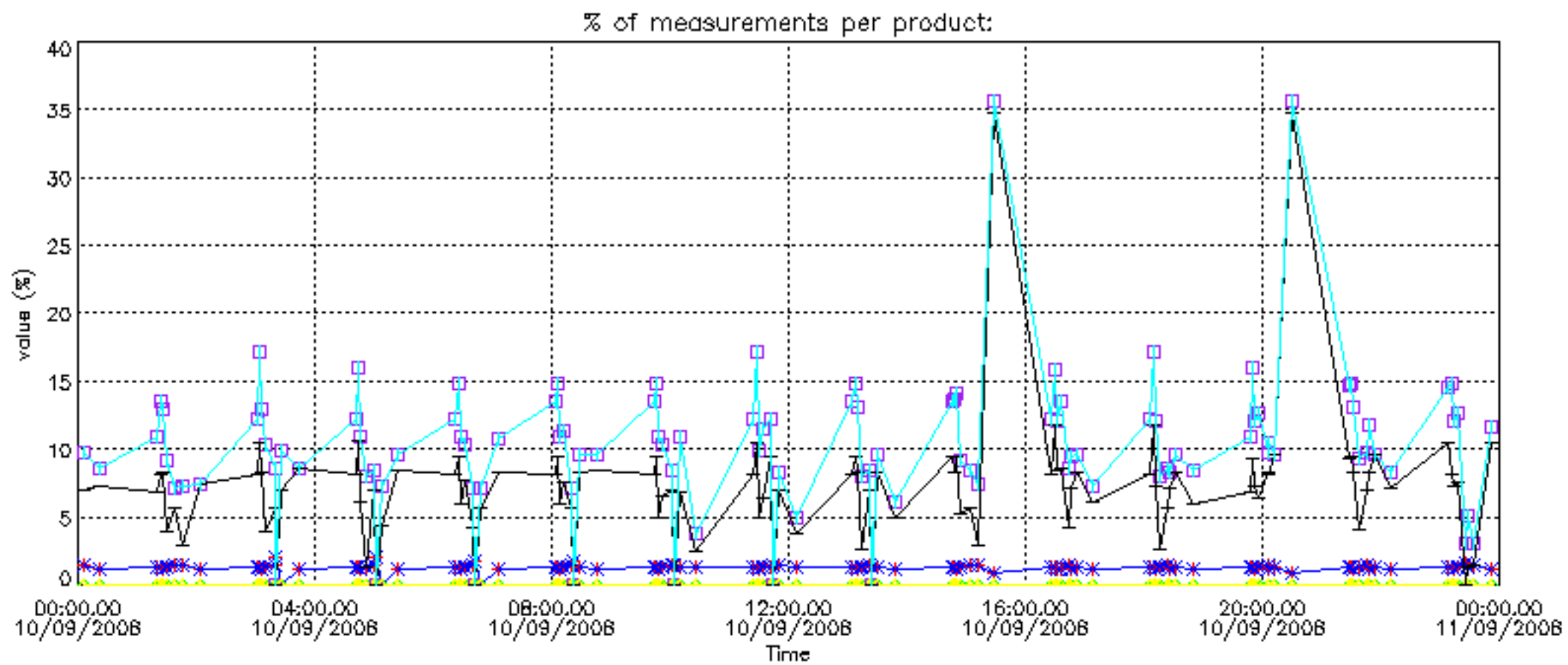
Percentage of flagged data per NO2 profile



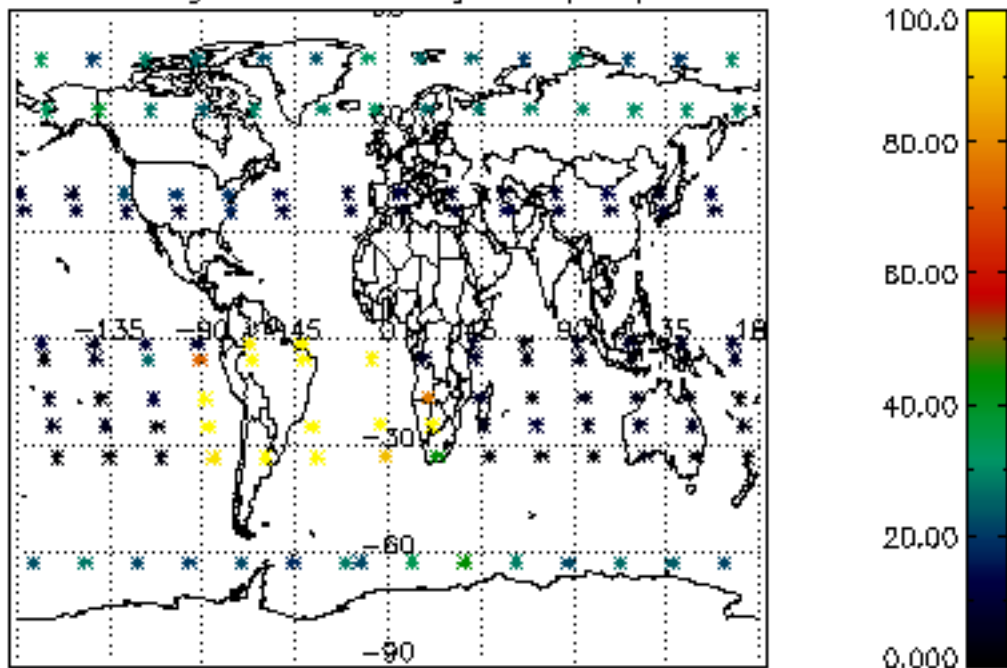
Percentage of flagged data per NO3 profile



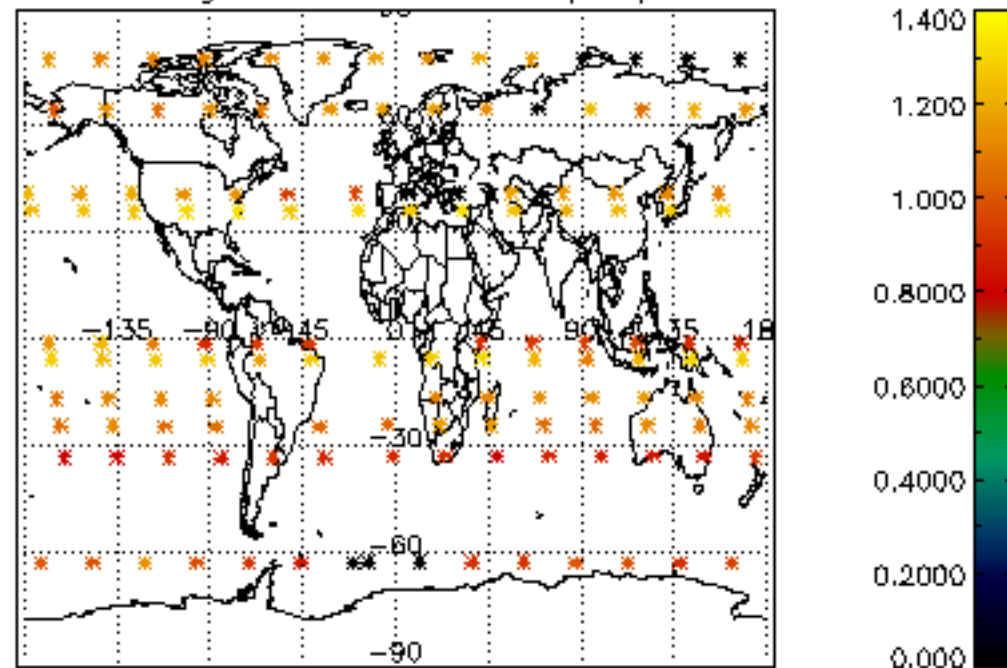




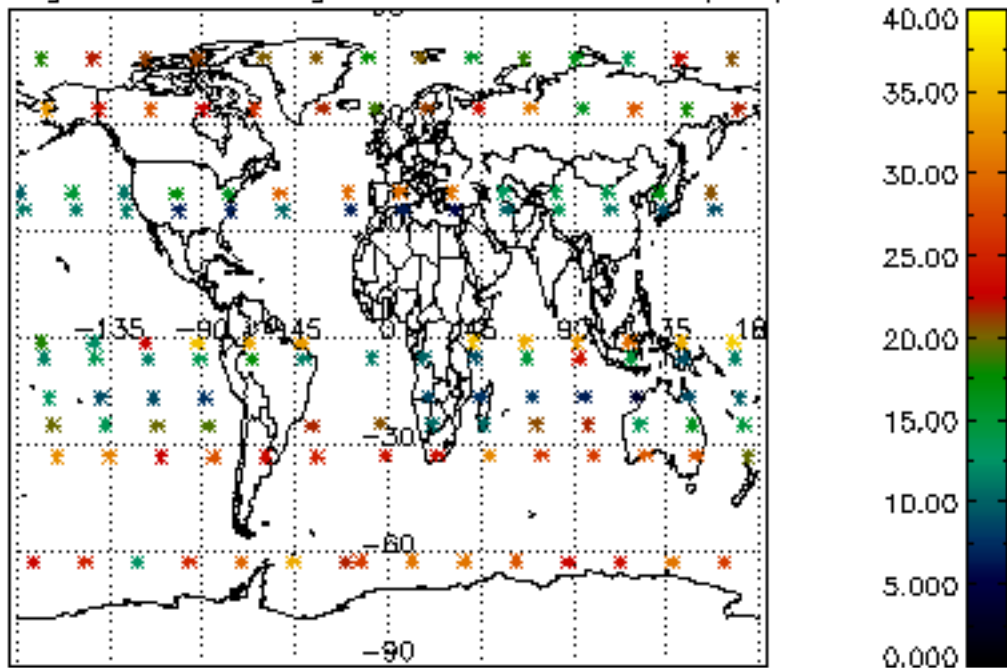
Percentage of cosmic ray hits per profile



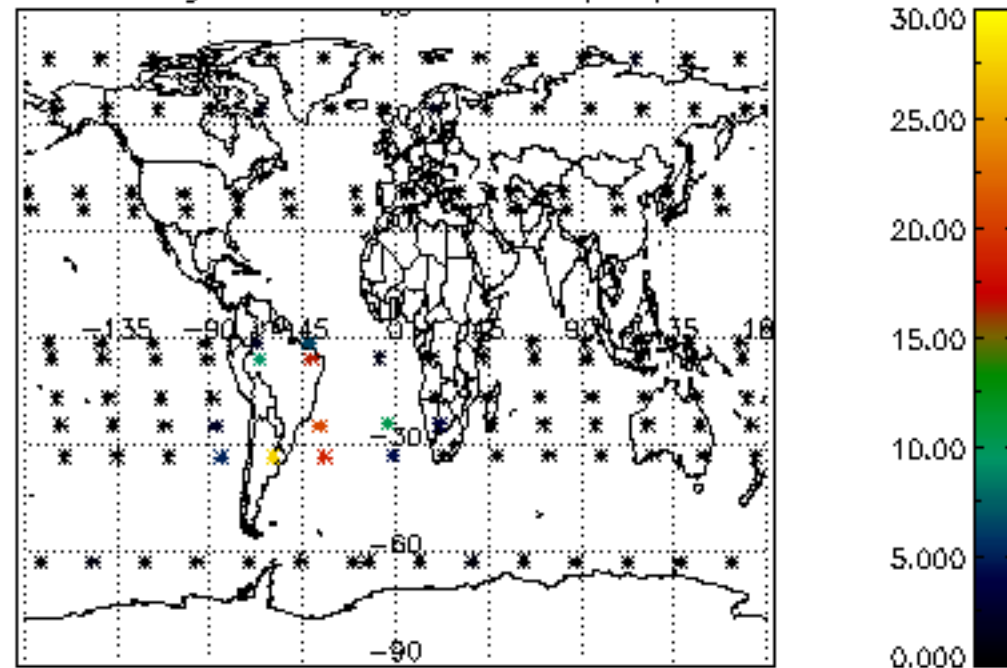
Percentage of datation errors per profile



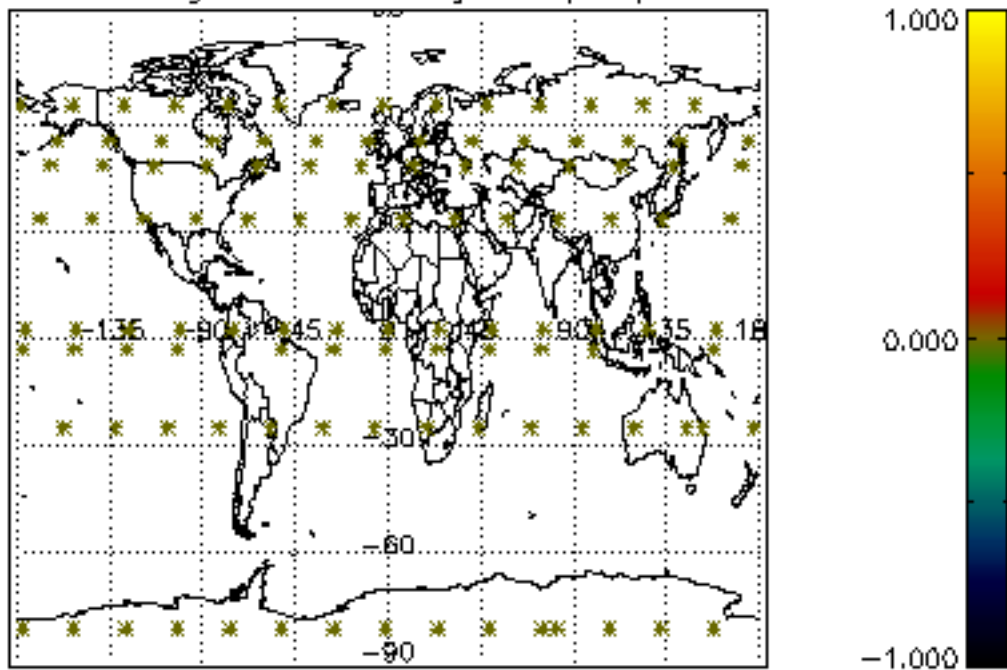
Percentage of star falling outside central band per profile



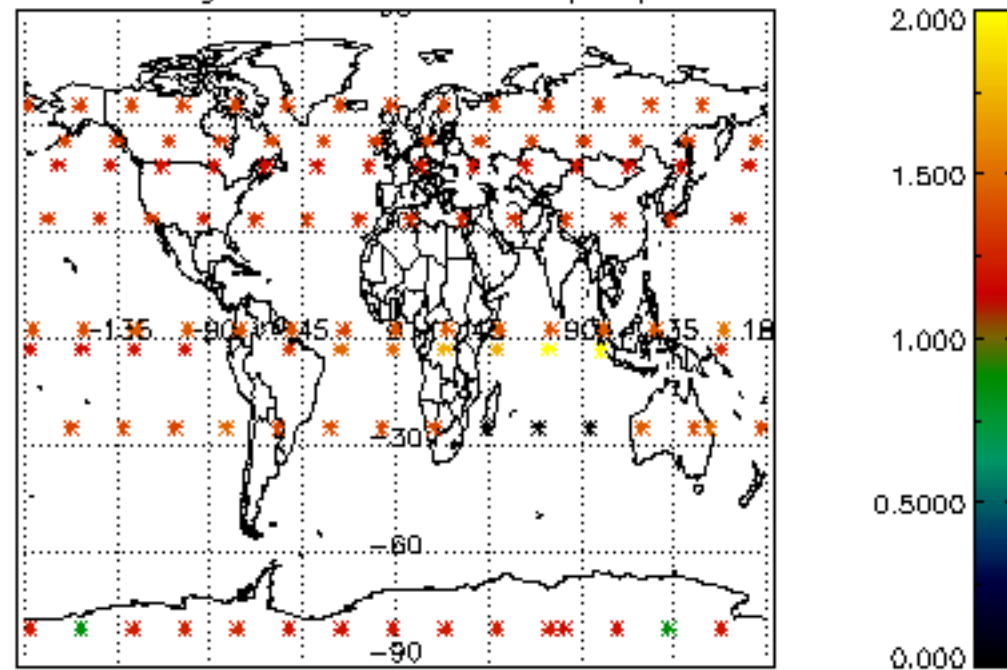
Percentage of saturation errors per profile



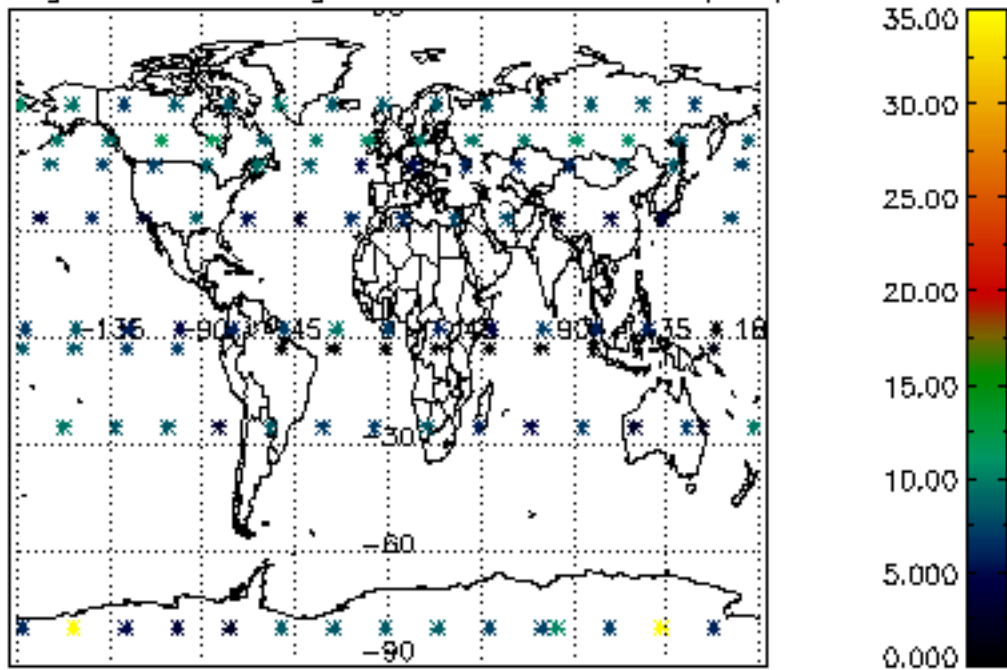
Percentage of cosmic ray hits per profile



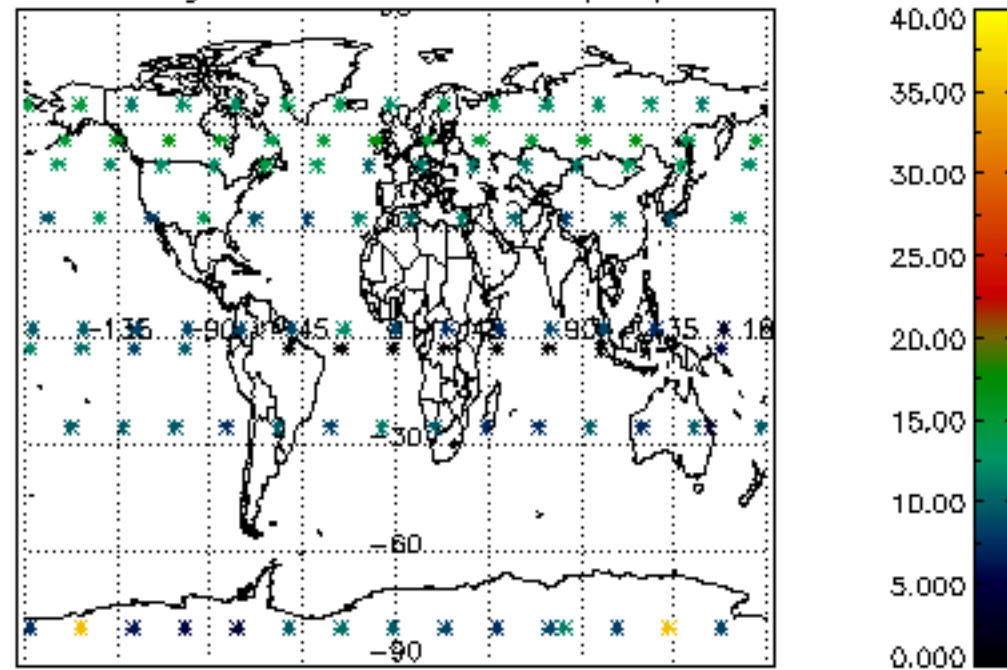
Percentage of datation errors per profile

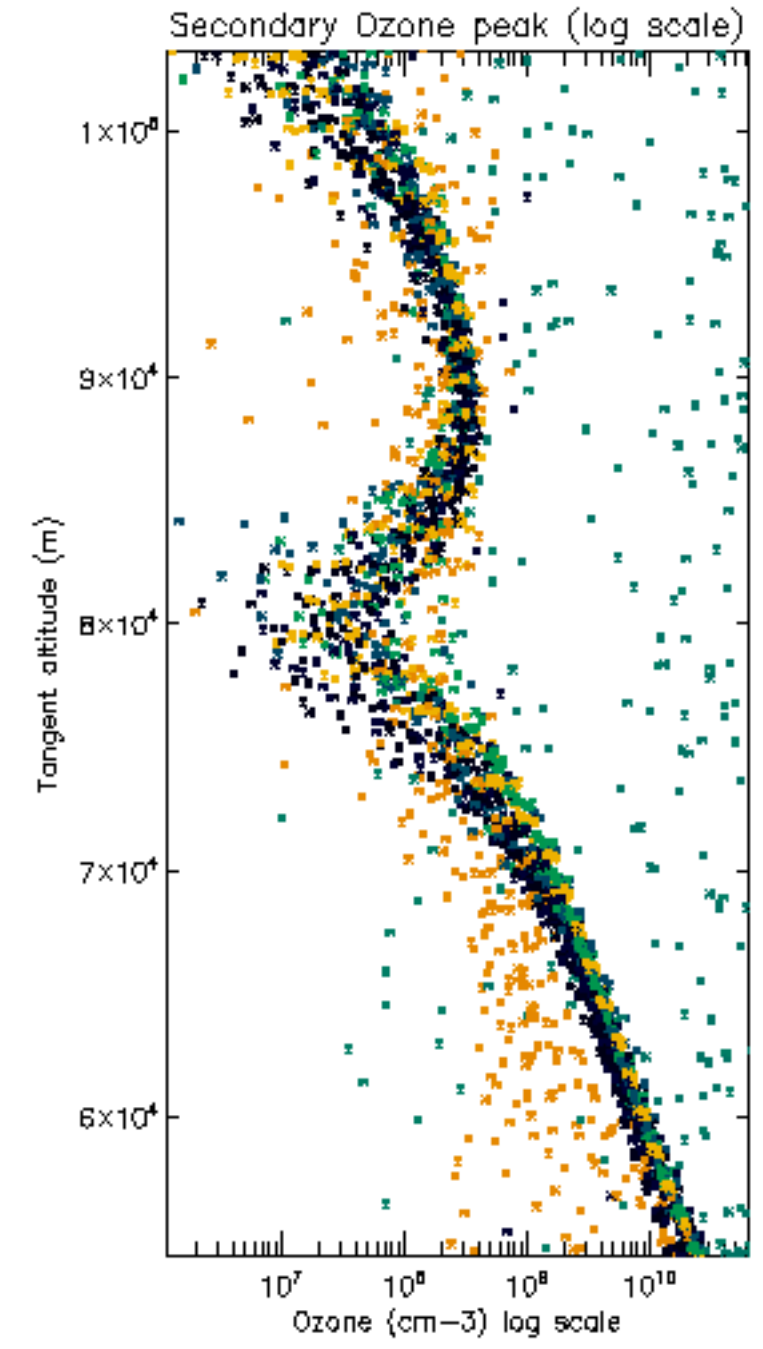
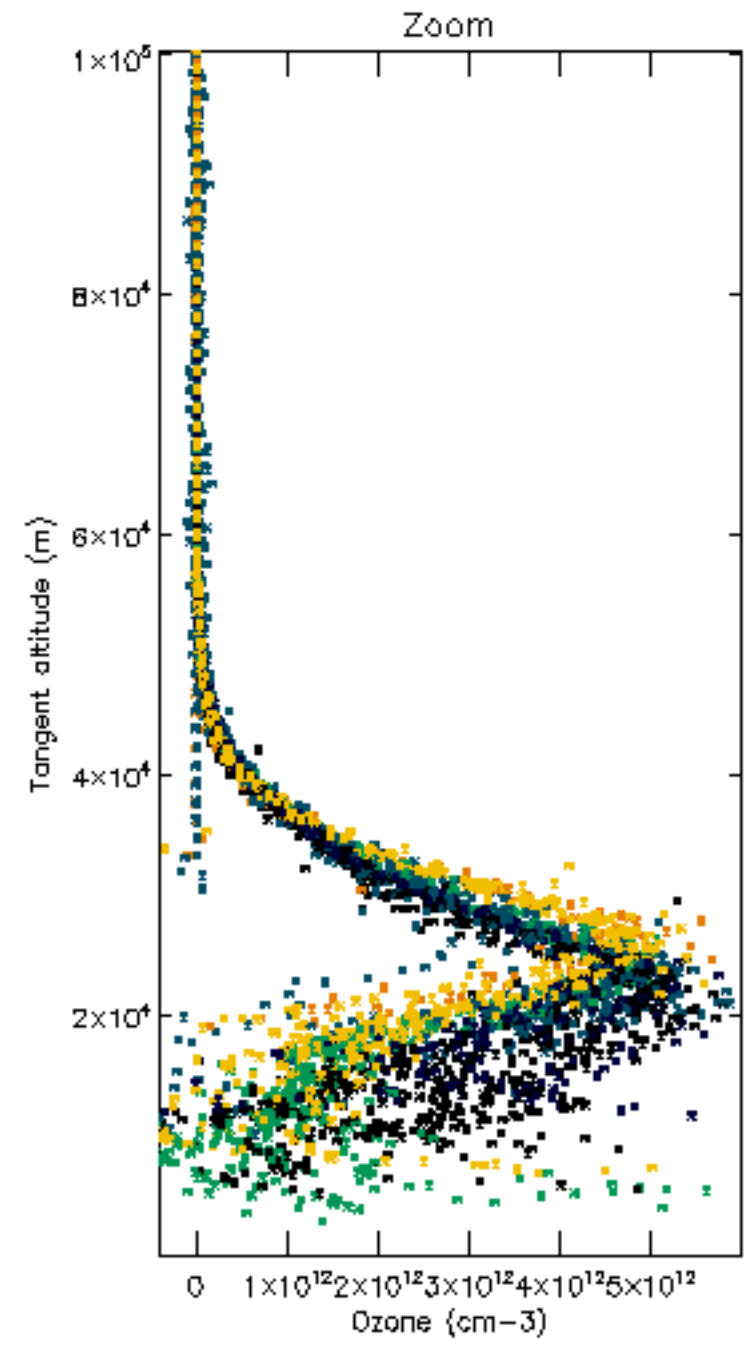
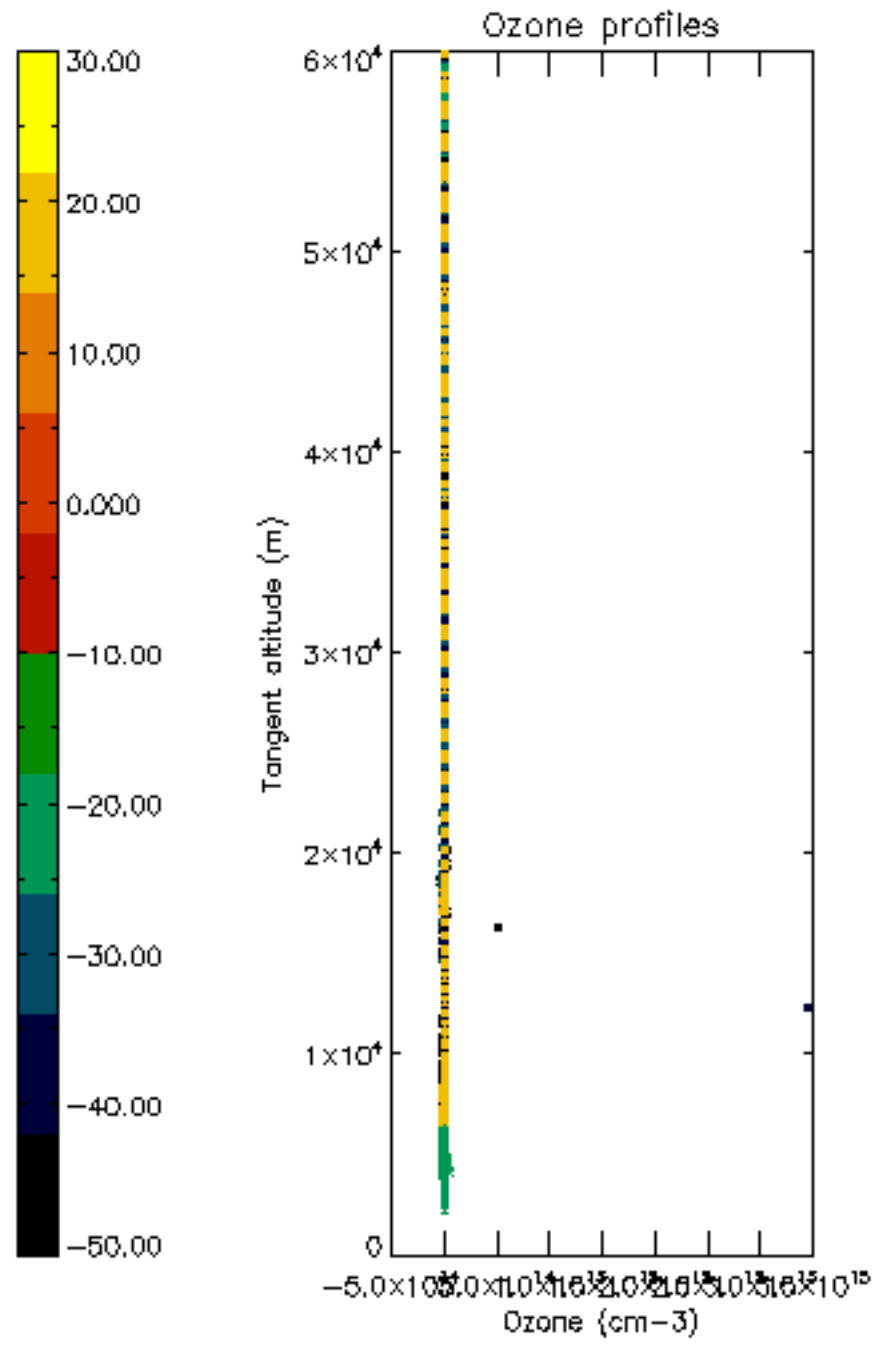


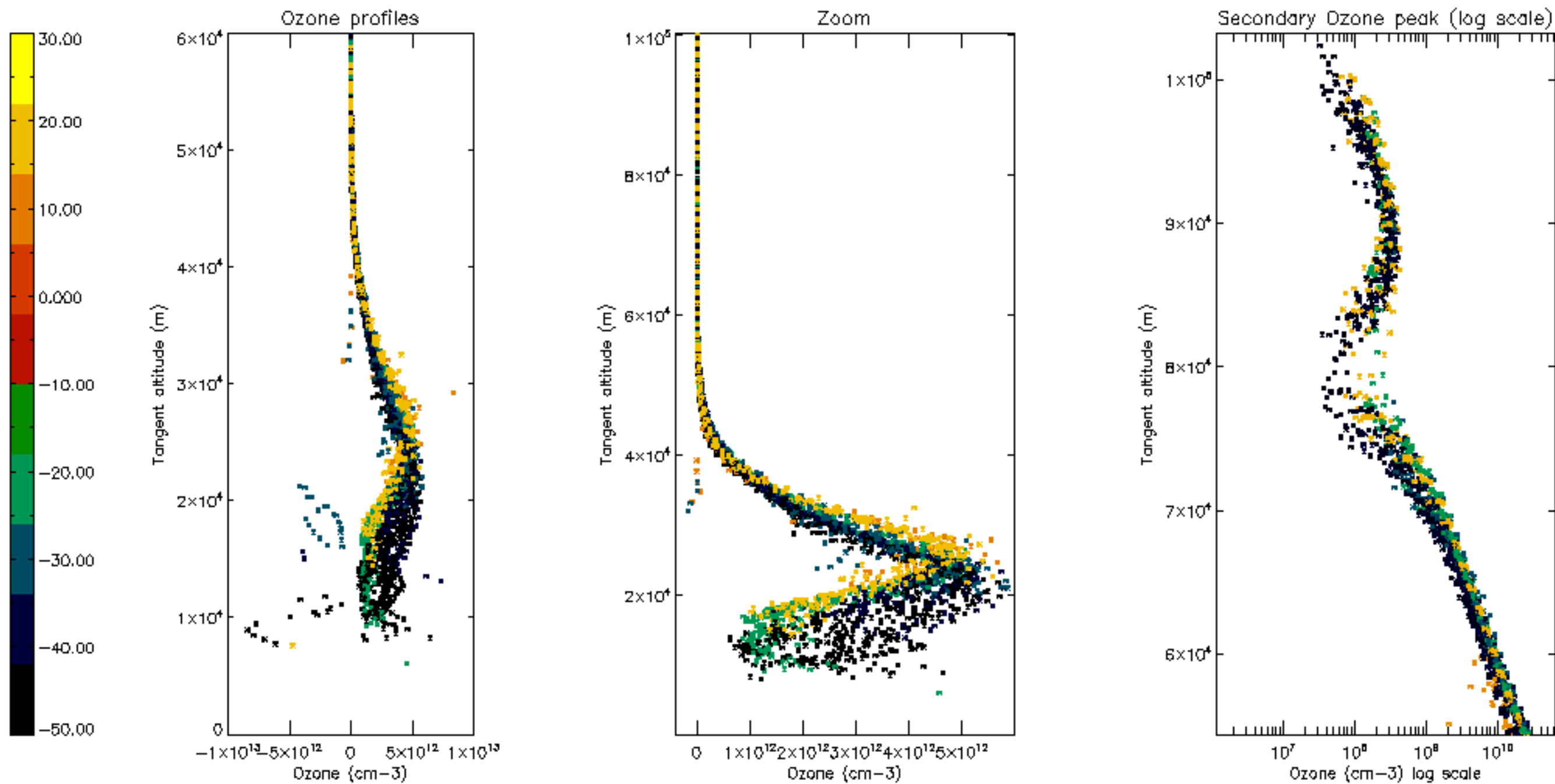
Percentage of star falling outside central band per profile

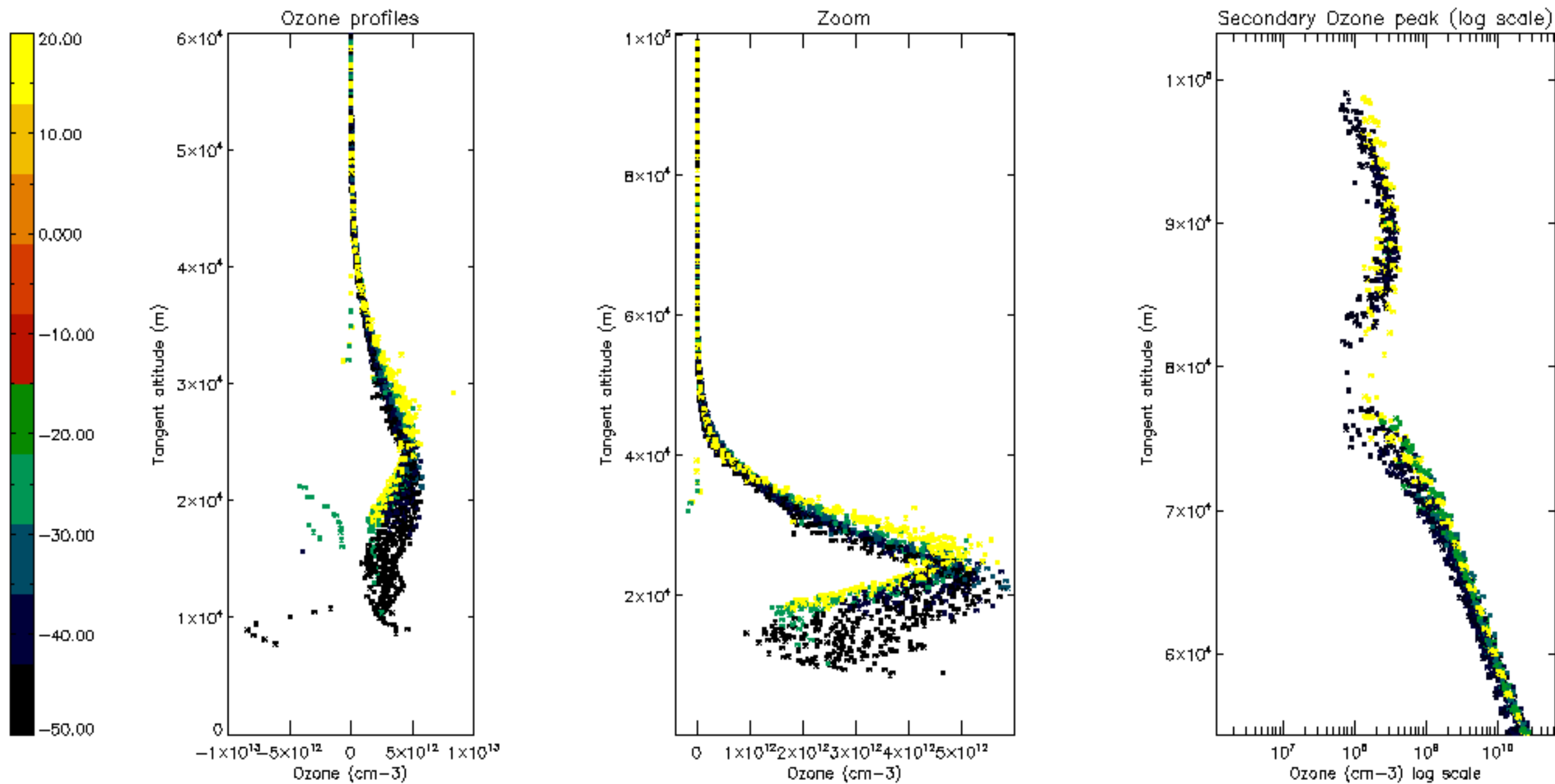


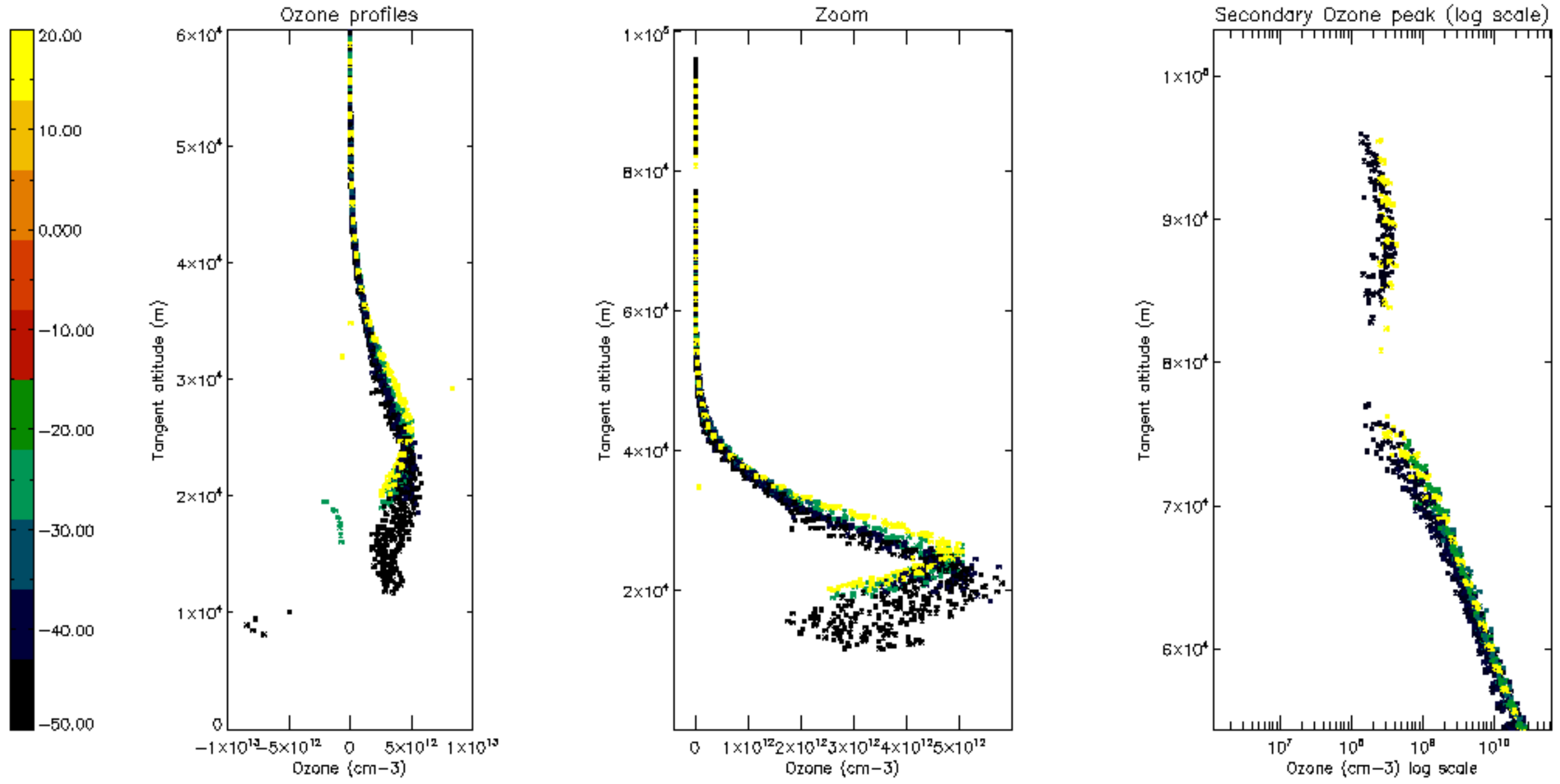
Percentage of saturation errors per profile

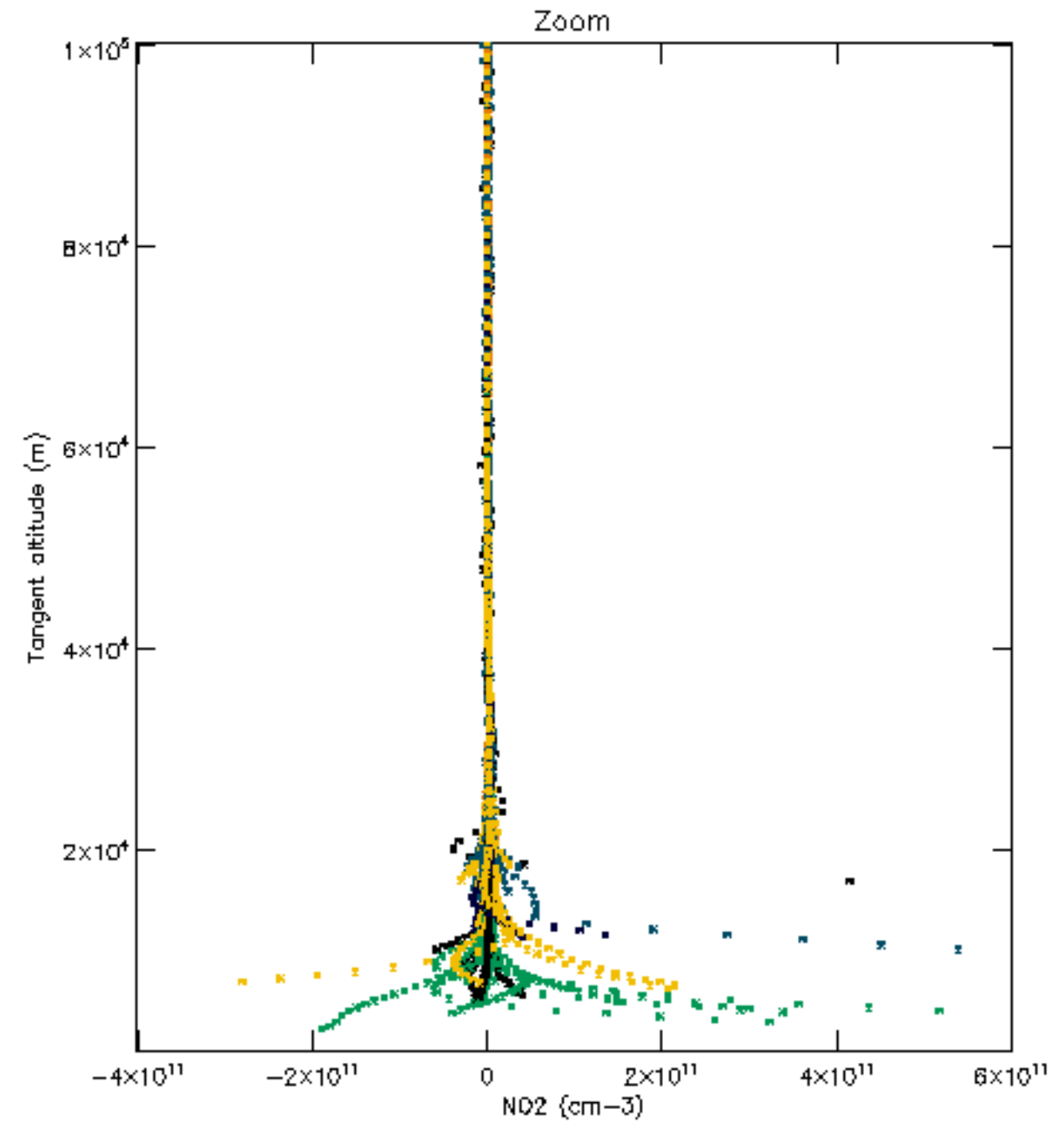
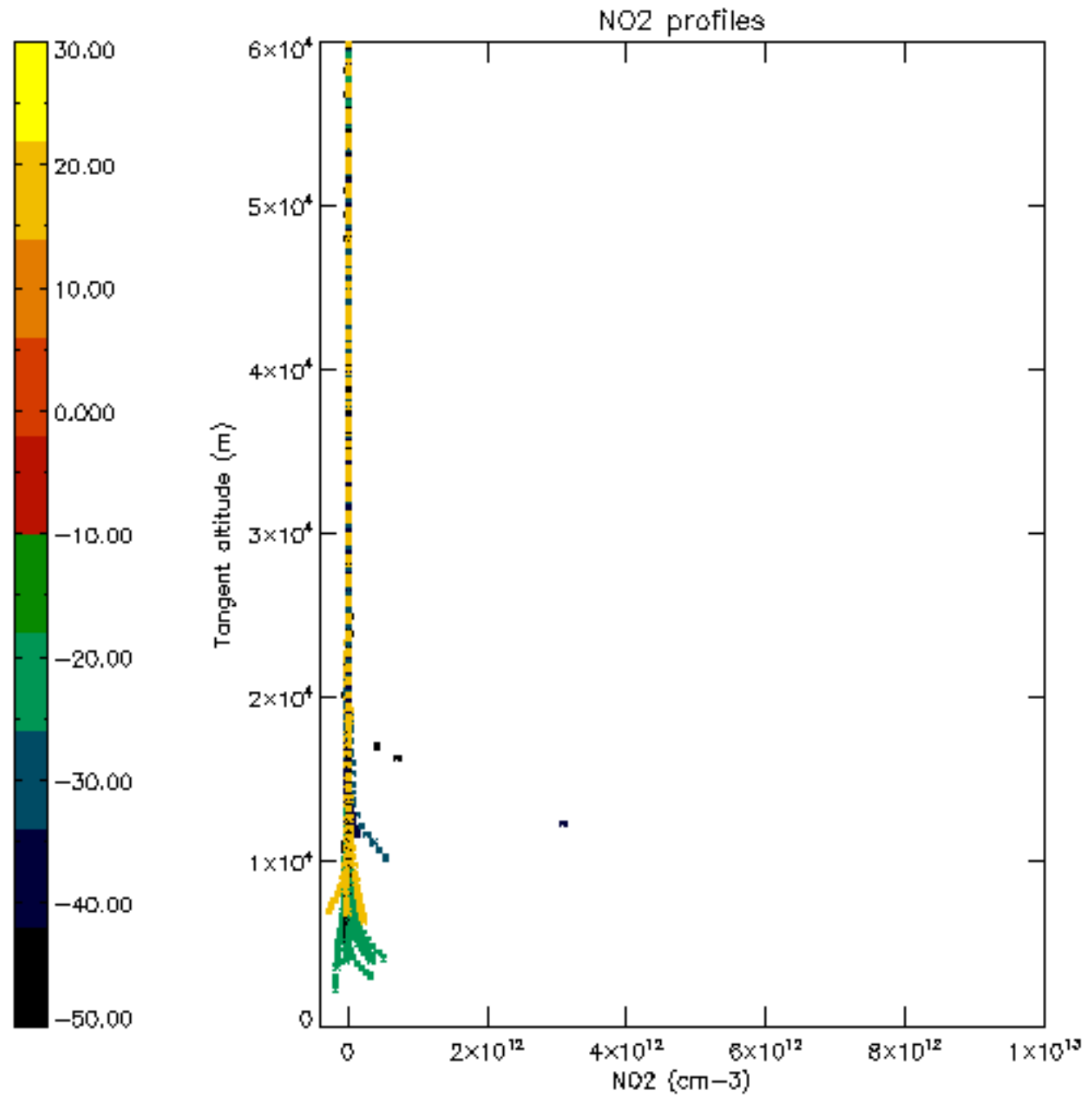


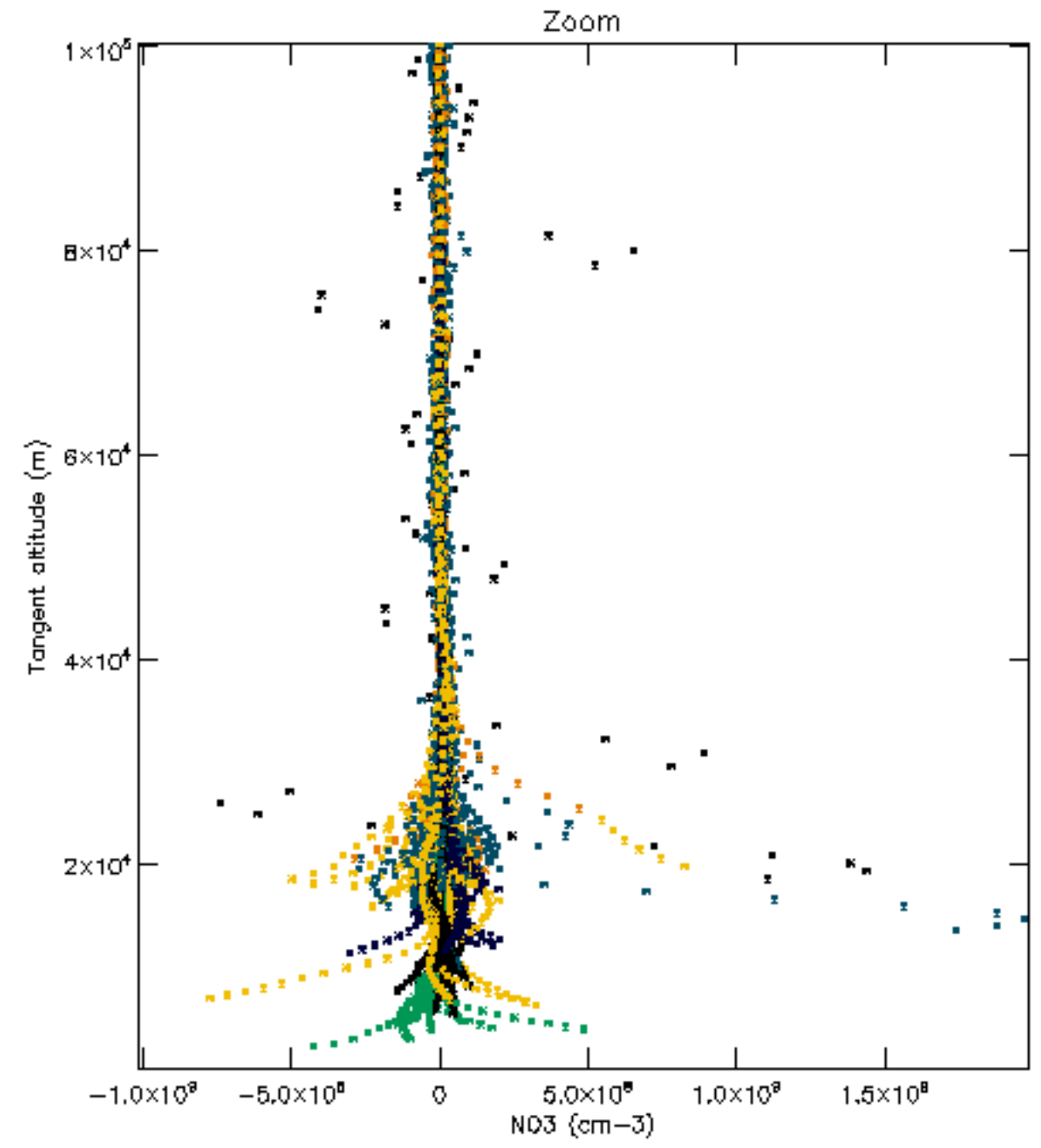
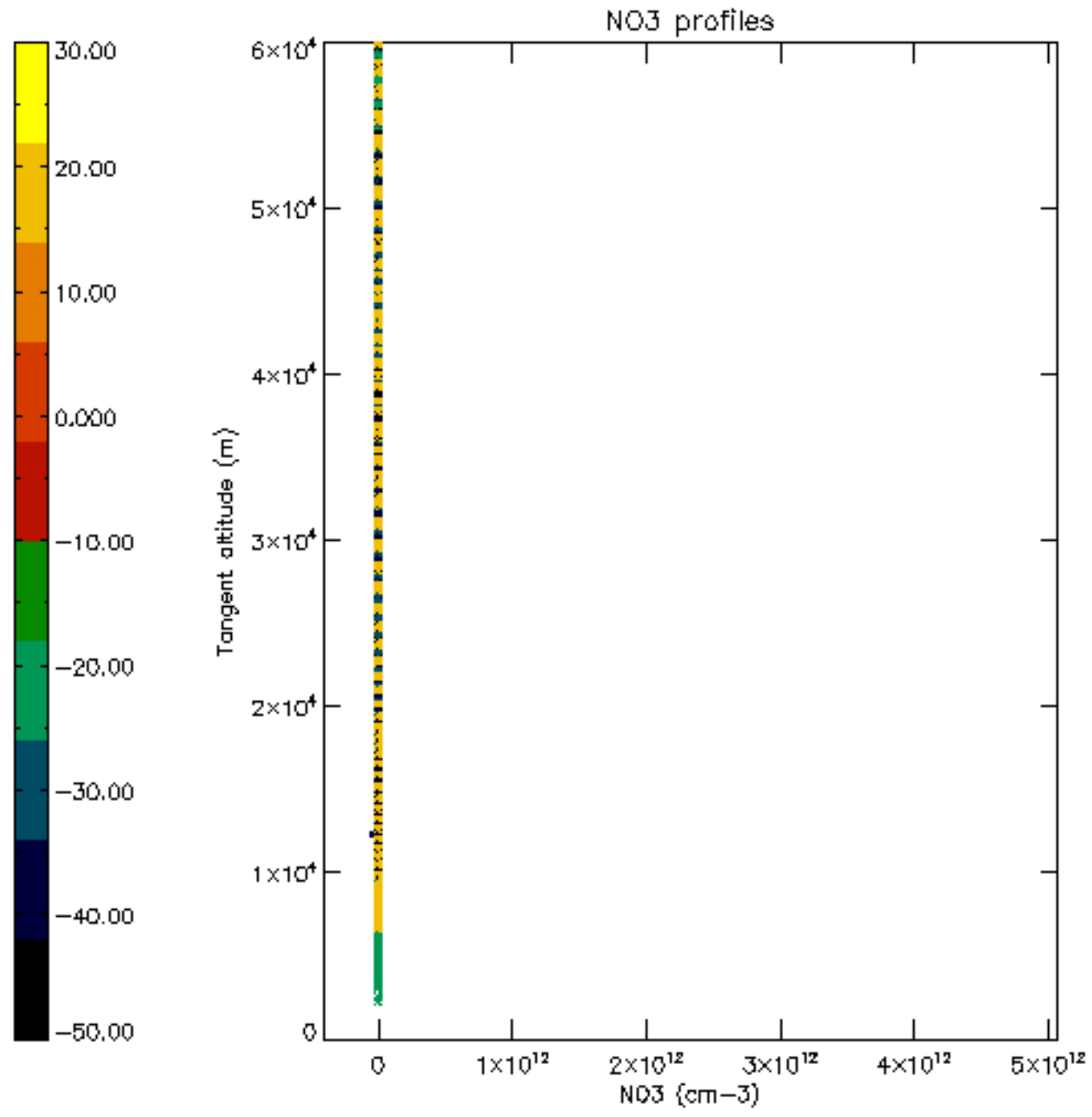


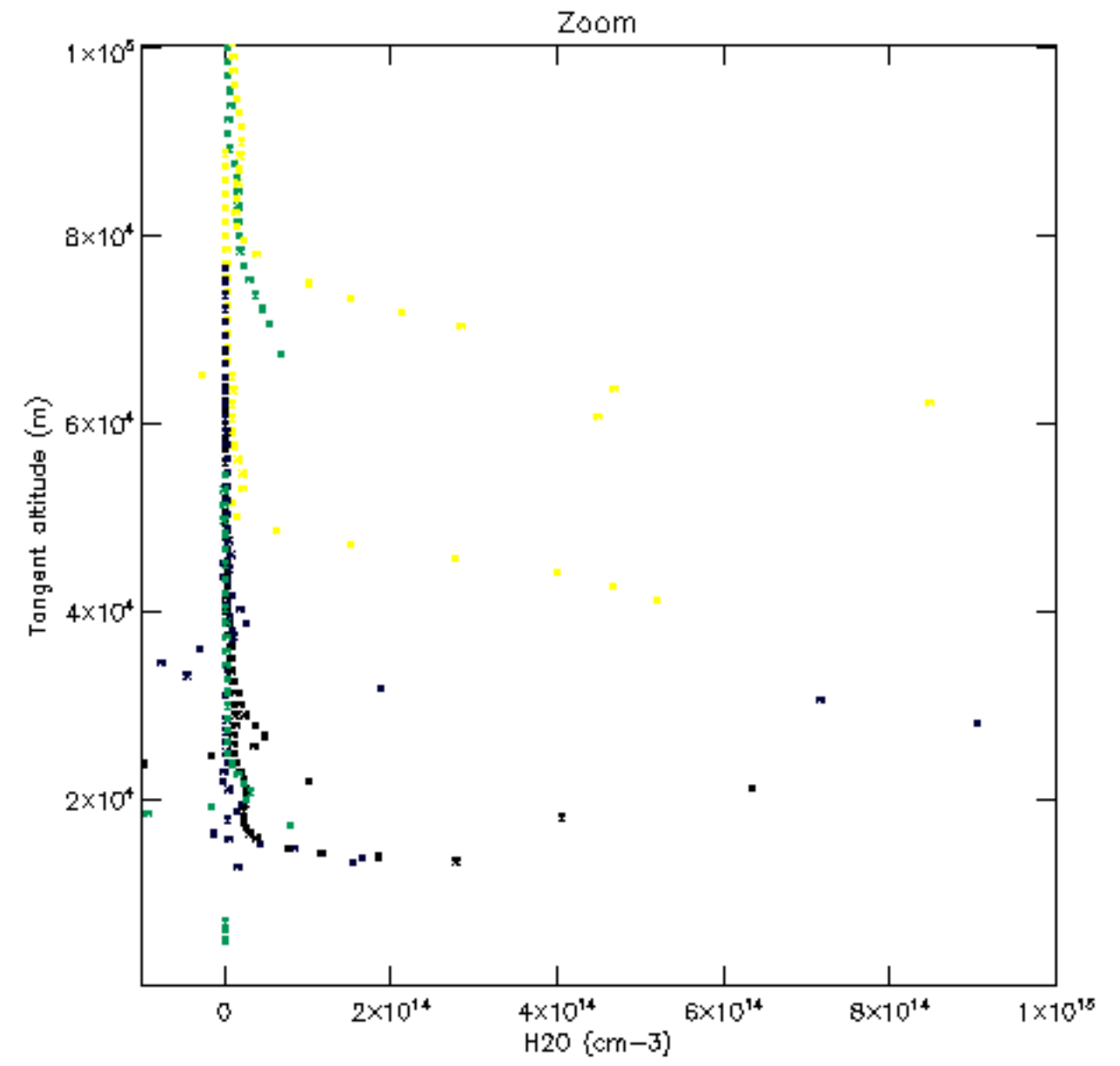
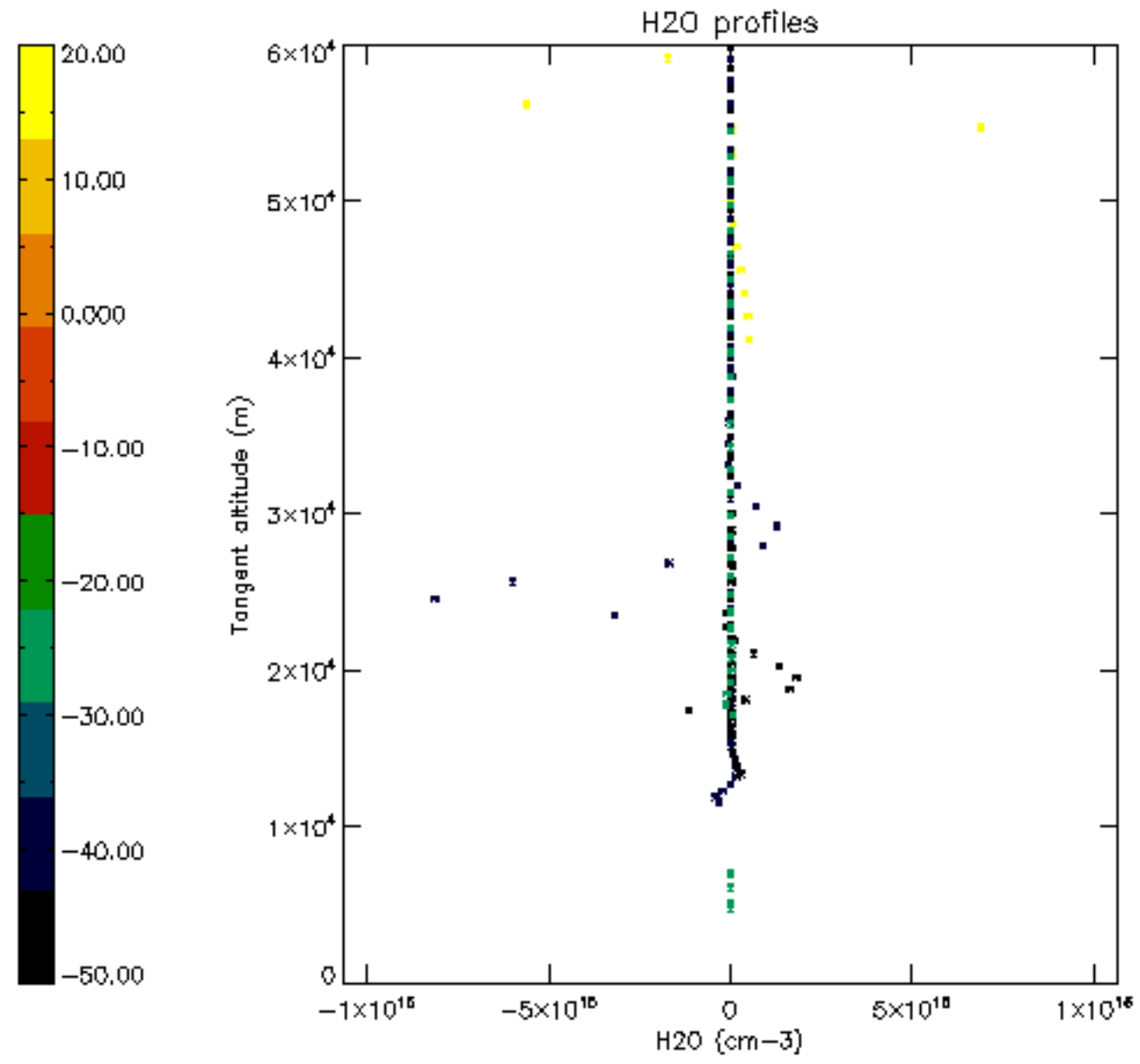


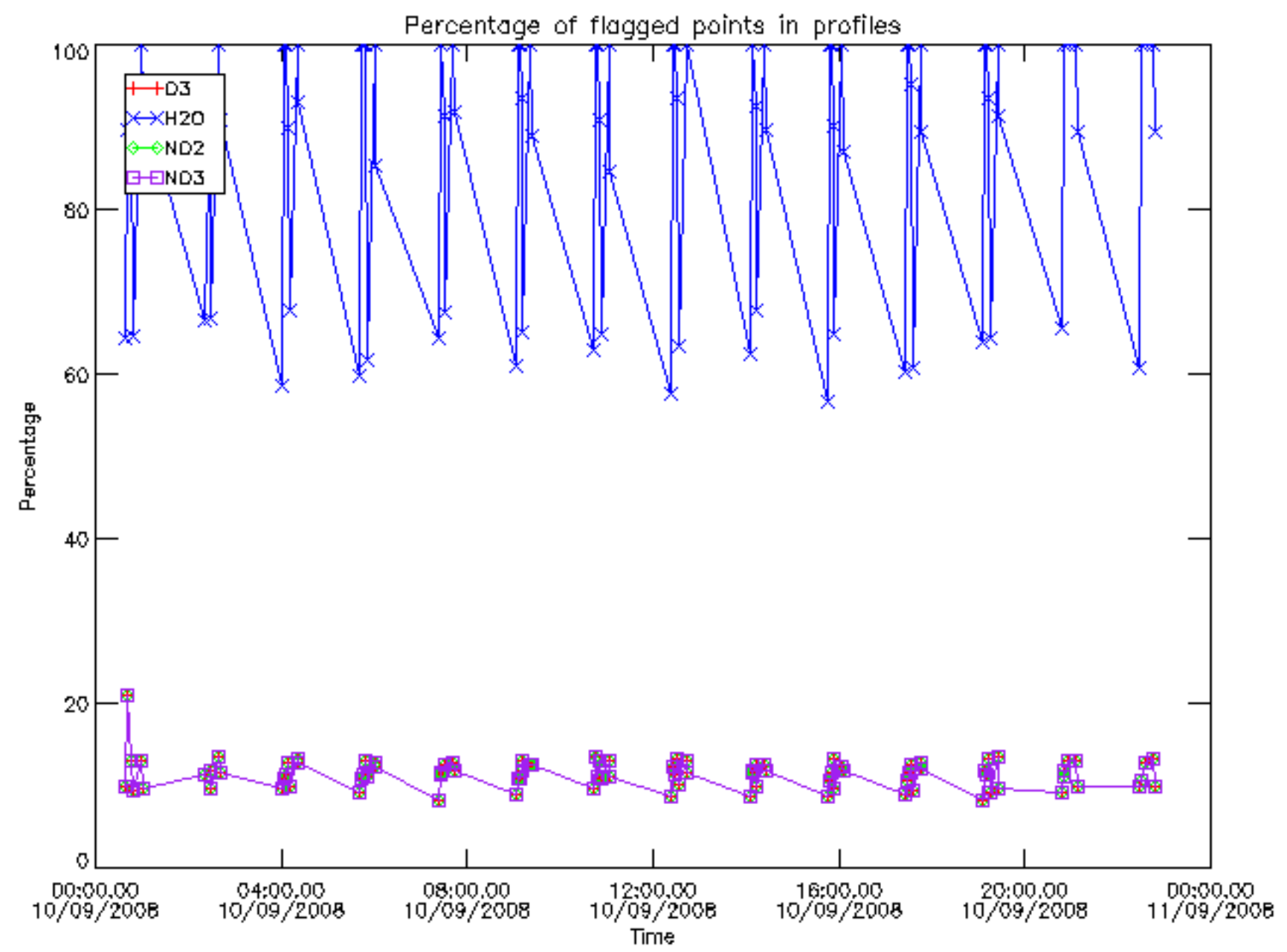




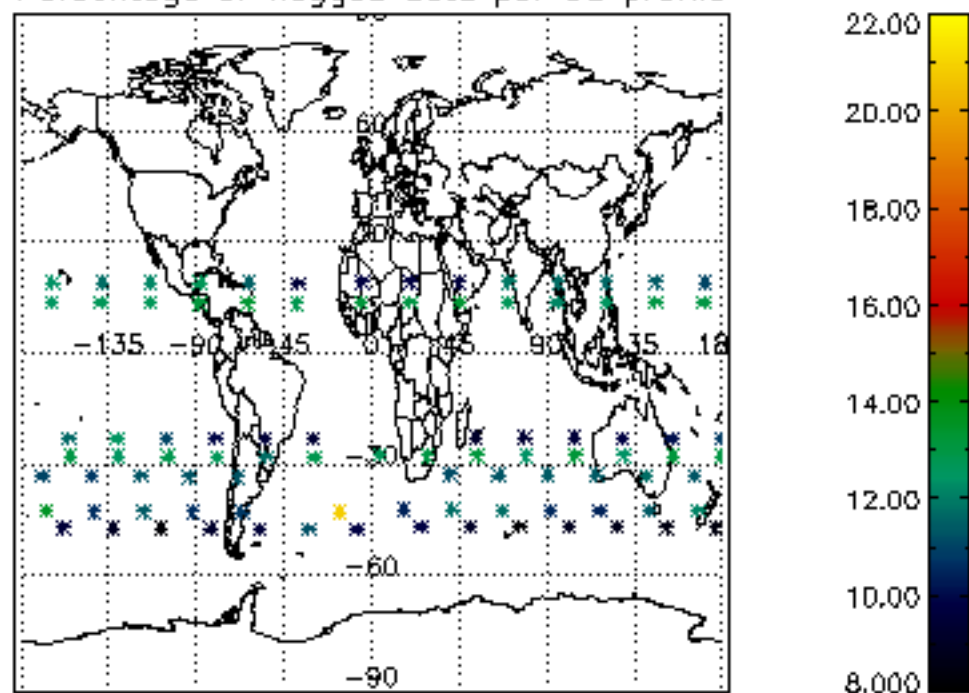




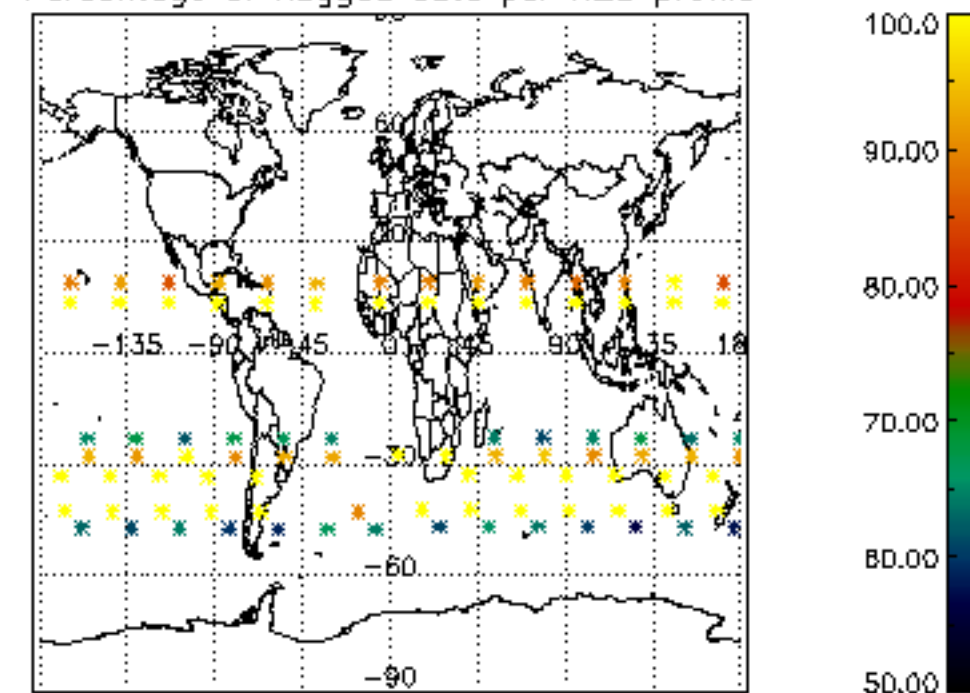




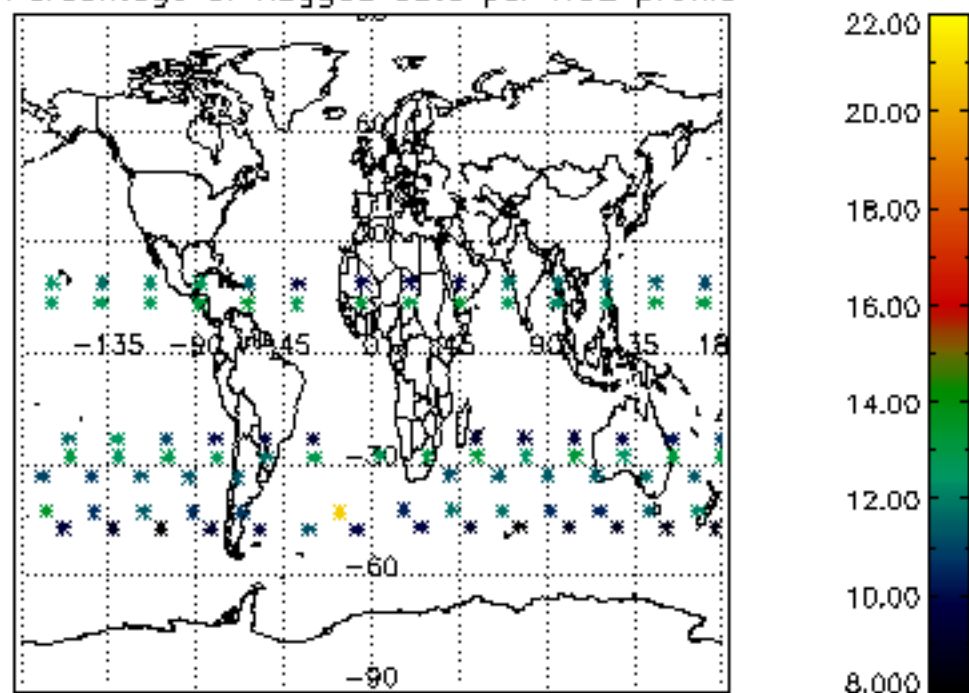
Percentage of flagged data per D3 profile



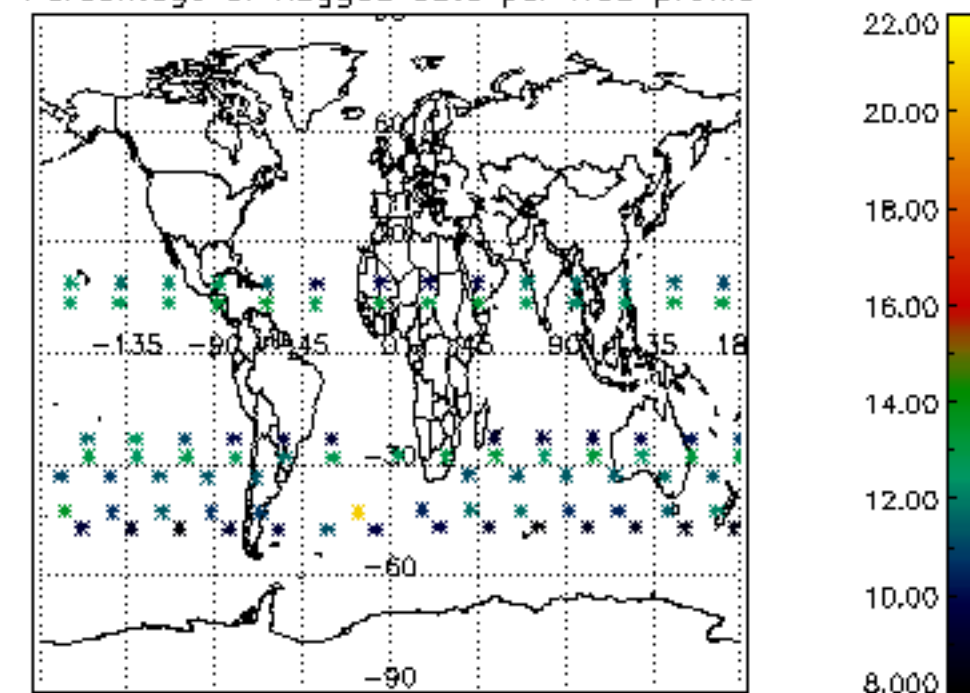
Percentage of flagged data per H2O profile

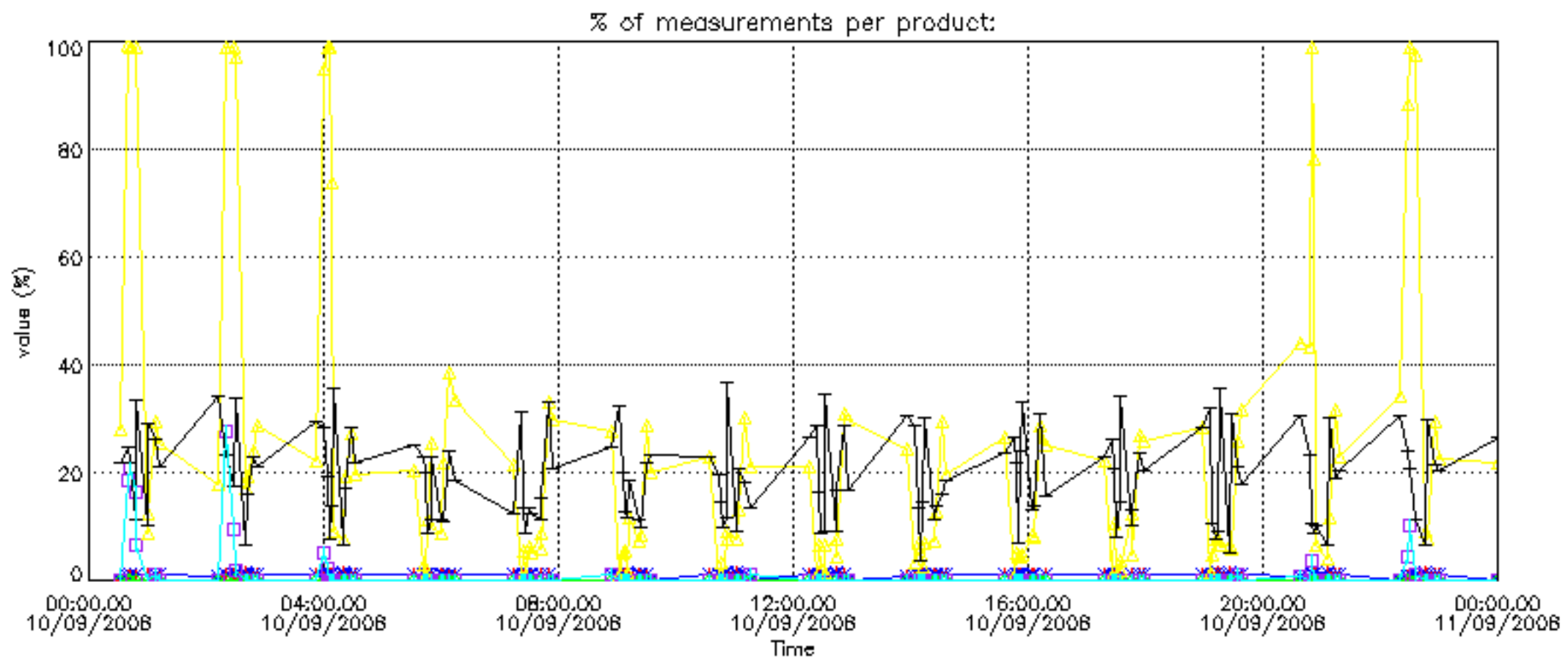


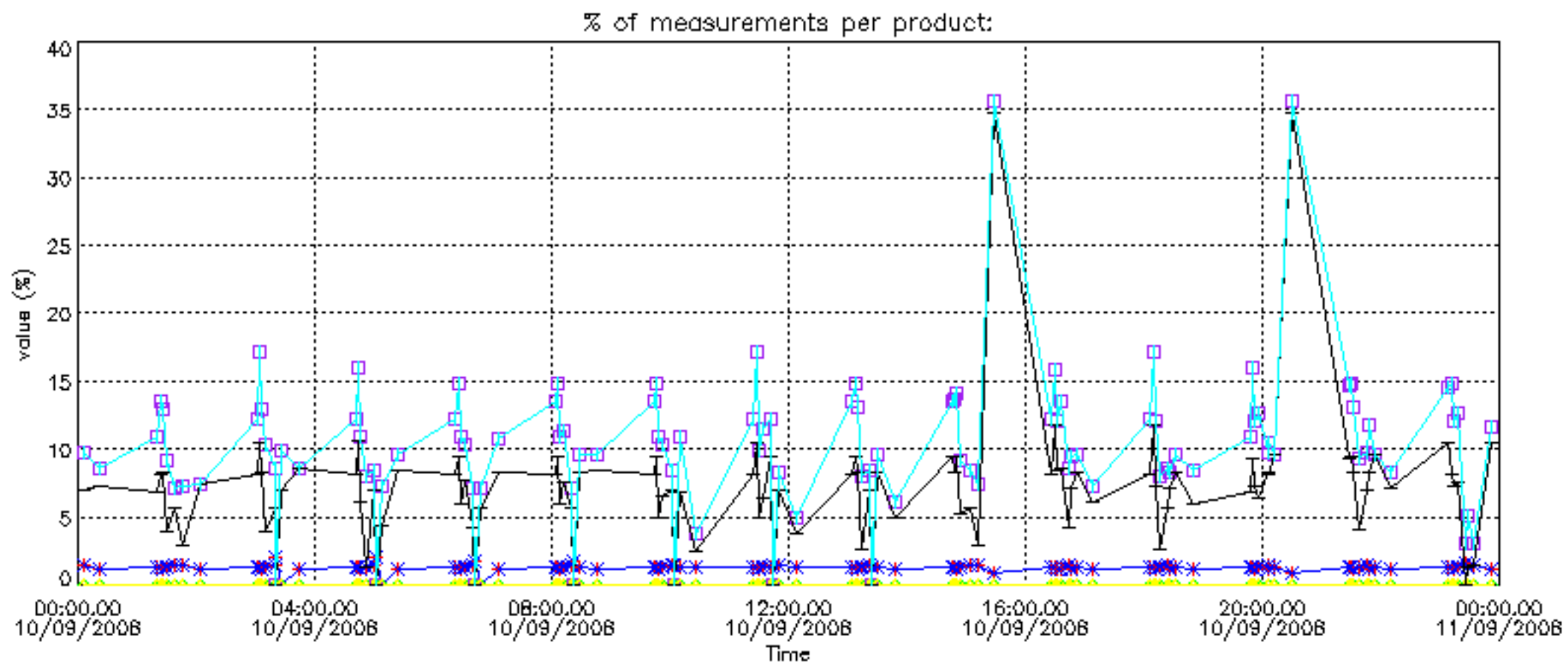
Percentage of flagged data per NO2 profile



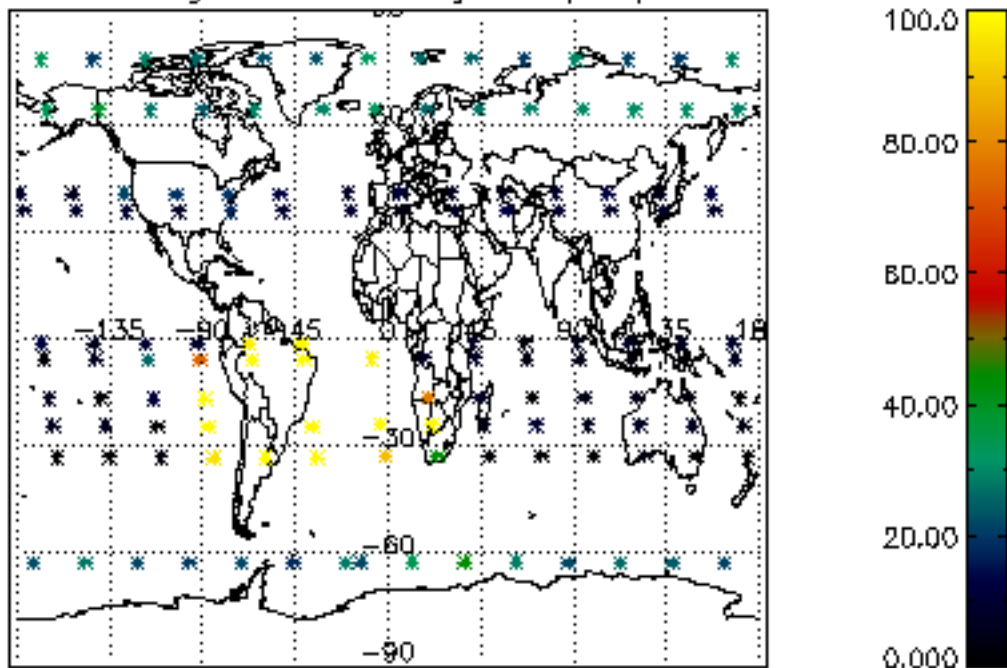
Percentage of flagged data per NO3 profile



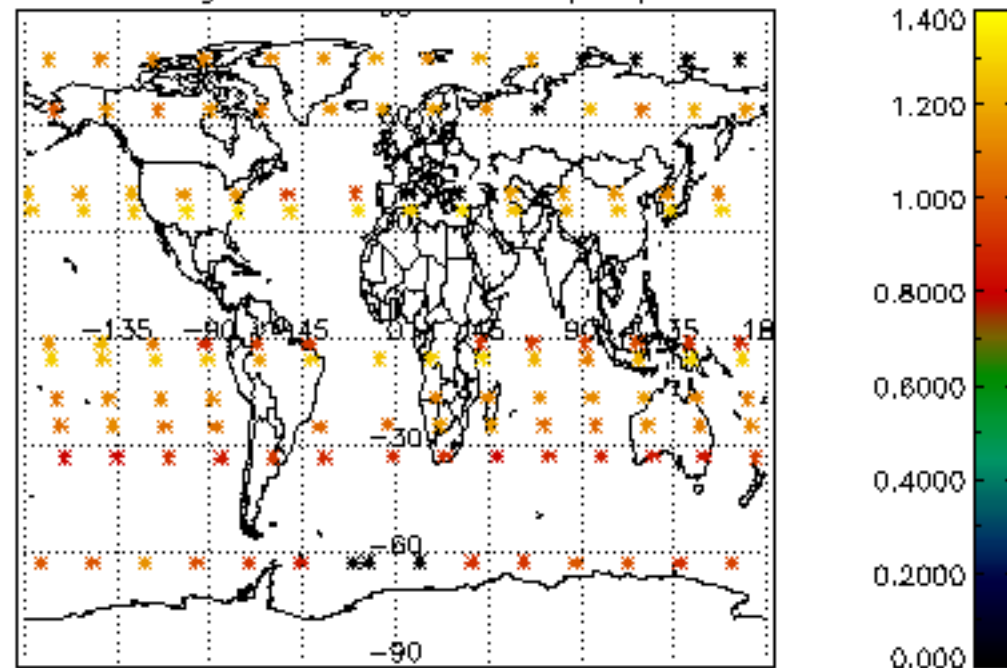




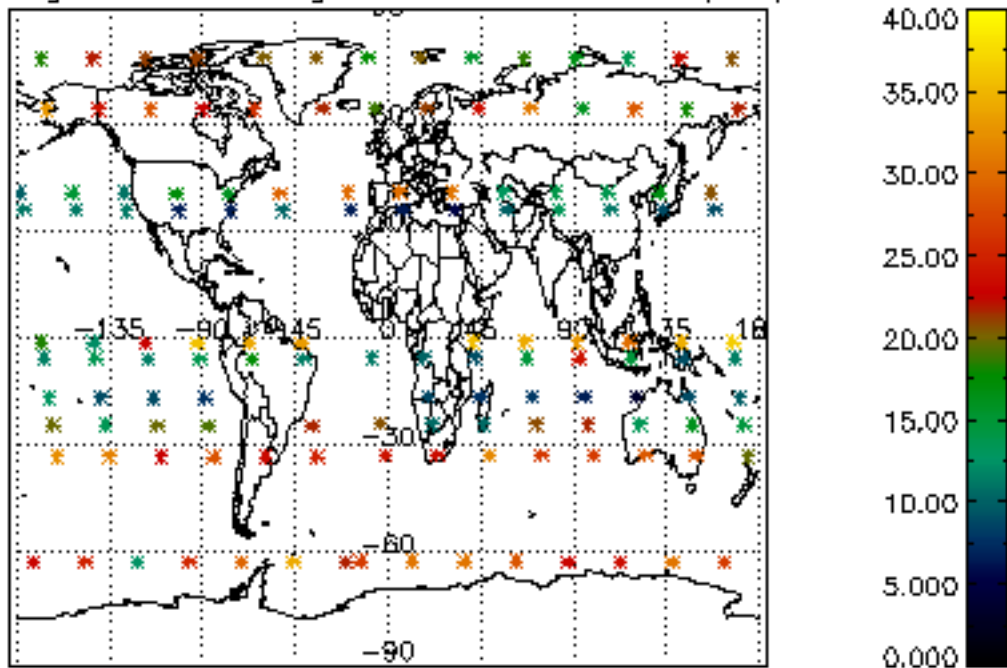
Percentage of cosmic ray hits per profile



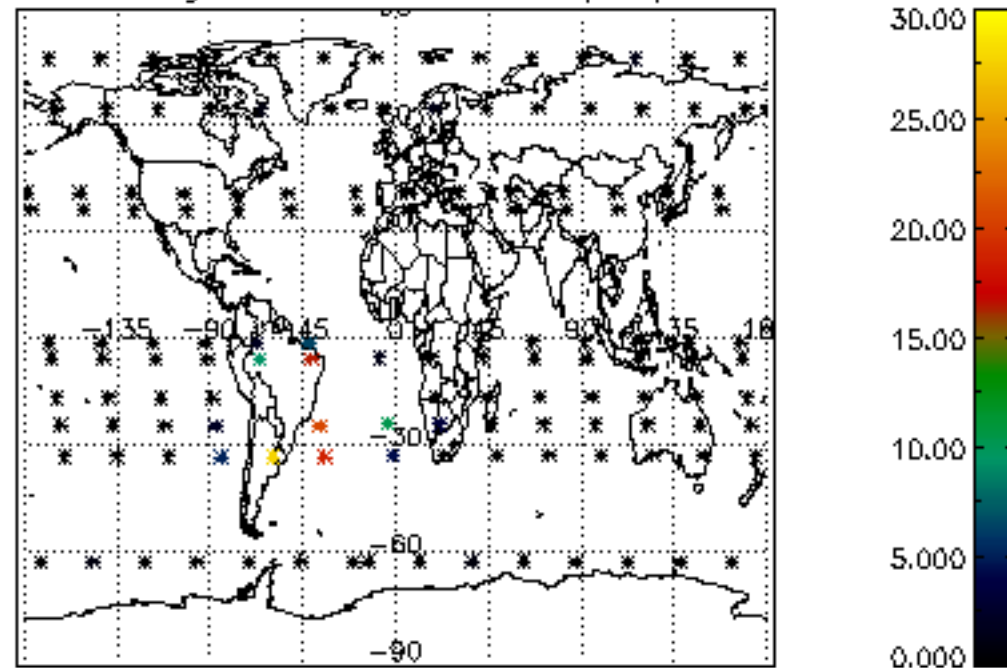
Percentage of datation errors per profile



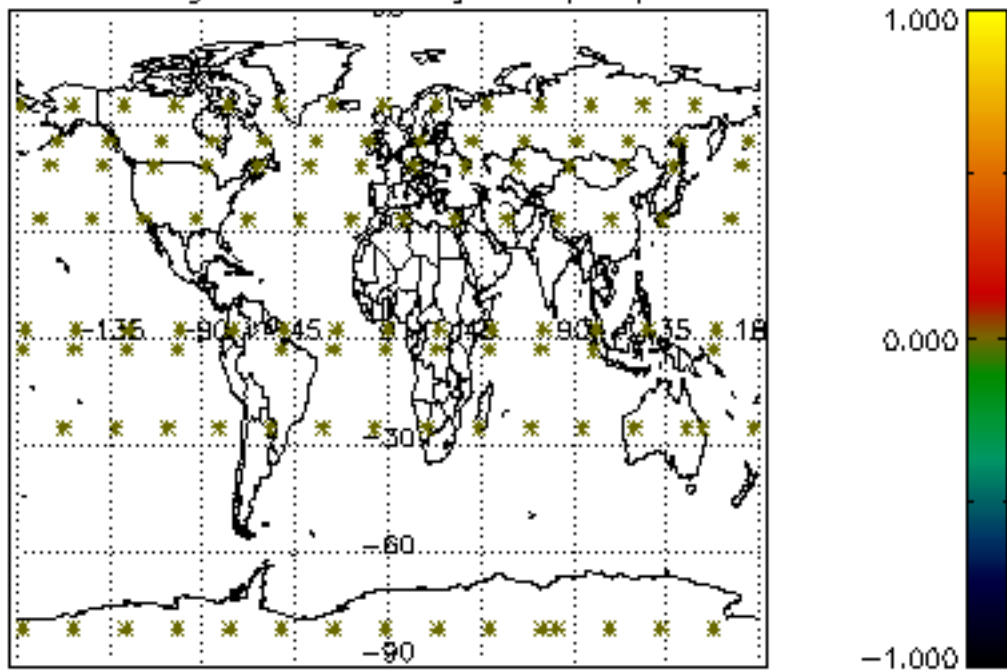
Percentage of star falling outside central band per profile



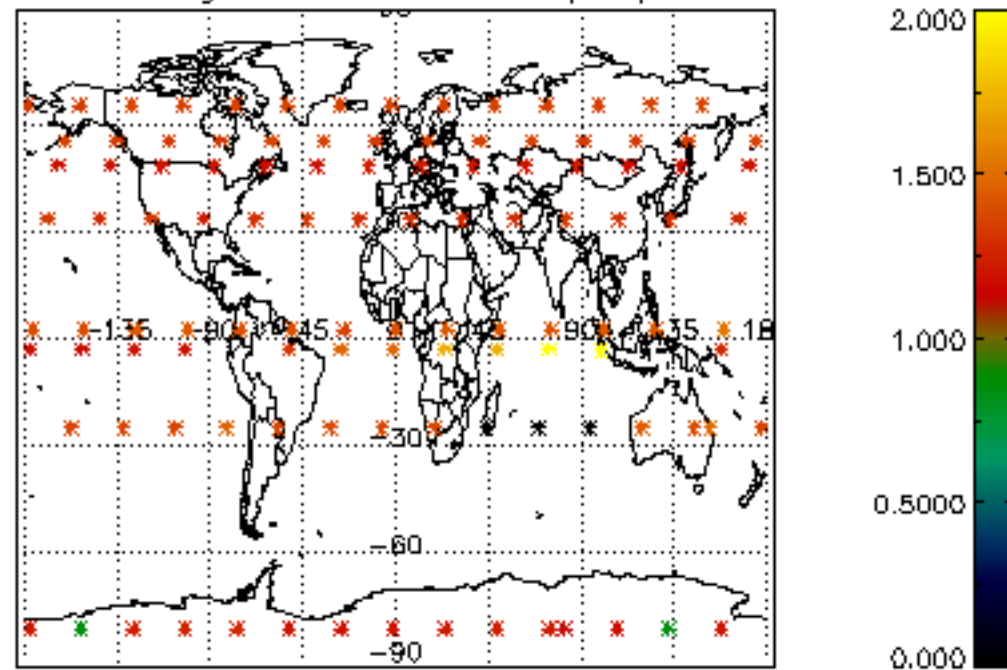
Percentage of saturation errors per profile



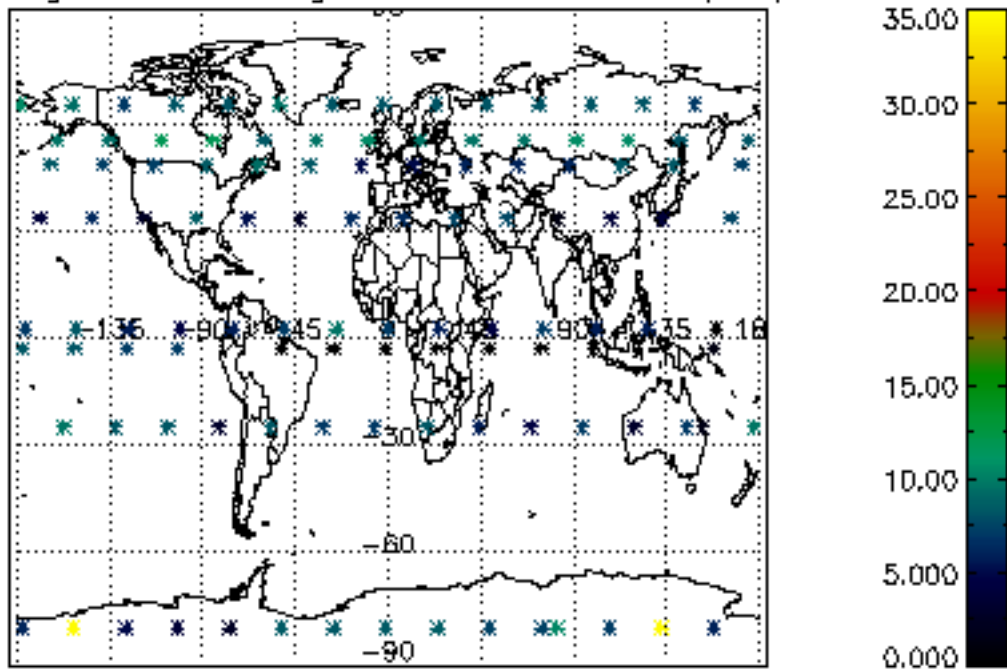
Percentage of cosmic ray hits per profile



Percentage of datation errors per profile



Percentage of star falling outside central band per profile



Percentage of saturation errors per profile

