

GOMOS Level 2 Daily Report

SUMMARY

[1. General Info](#)

[2. Summary of processed GOM_NL_2P products](#)

[3. Level 2 Quality information per product](#)

[3.1 Plot of level 2 quality information per product \(time dependant\)](#)

[3.2 Plot of level 2 quality information per product \(world map\)](#)

[4. Level 1 Quality information per product \(stored on level 2 products\)](#)

[4.1 Plot of level 1 quality information per product \(time dependant\)](#)

[4.1.1 Plot of level 1 quality information per product \(time dependant\): ASCENDING](#)

[4.1.2 Plot of level 1 quality information per product \(time dependant\): DESCENDING](#)

[4.2 Plot of level 1 quality information per product \(world map\)](#)

[4.2.1 Plot of level 1 quality information per product \(world map\): ASCENDING](#)

[4.2.2 Plot of level 1 quality information per product \(world map\): DESCENDING](#)

[5. Ozone profiles based on quality statistics and other trace gas profiles](#)

[5.1 Ozone statistics based on quality of products](#)

[5.2 Plot ozone profiles for all STD \(dark without errors\)](#)

[5.3 Plot ozone profiles where STD < 20% \(dark without errors\)](#)

[5.4. Plot ozone profiles where STD < 10% \(dark without errors\)](#)

[5.5. Plot ozone profiles where STD < 5% \(dark without errors\)](#)

[5.6 Plot NO2 profiles for all STD \(dark without errors\)](#)

[5.7 Plot NO3 profiles for all STD \(dark without errors\)](#)

[5.8 Plot H2O profiles \(only for occultations of stars 1,2,3,4,13,14,16,26,63 dark without errors\) for all STD](#)

[6. Auxiliary Data Files used for the production reported in section 2](#)

This report presents the daily analysis on parameters extracted from GOMOS level 2 data (GOM_NL__2P). It is intended to monitor some important parameters that will impact the quality of these products. A list of level 2 products (and content) that have arrived during the reporting day to the PCF is also given.

Item	Value
Time of report generation	25APR2013 19:28:25
Data source version	GOMOS/6.01
Start time of products	31-08-2008 (31AUG2008 00:00:00)
Stop time of products	01-09-2008 (01SEP2008 00:00:00)
Store outputs in DB	Yes
Nb of level 2 prods	298
Nb of prods with errors	0

2. Summary of processed GOM_NL__2P products.

Nr	Filename	UTC Start time	Limb	Duration	Star Id	Star Name	Star Mag	Star Temp	Nb Meas	Orbit	Prod. error
1	GOM_NL__2PRFIN20080831_000417_000000352071_00374_33995_0625.N1	31-AUG-2008 00:04:17	Bright	35.000	92	53Eps Cyg	2.5000	4500.0	70	33995	No
2	GOM_NL__2PRFIN20080831_000609_000000332071_00374_33995_0626.N1	31-AUG-2008 00:06:09	Bright	33.000	66	37Gam Cyg	2.2080	5900.0	66	33995	No
3	GOM_NL__2PRFIN20080831_000728_000000342071_00374_33995_0627.N1	31-AUG-2008 00:07:28	Bright	33.500	19	50Alp Cyg	1.2460	10500.	67	33995	No
4	GOM_NL__2PRFIN20080831_001227_000000372071_00374_33995_0628.N1	31-AUG-2008 00:12:27	Bright	37.000	89	5Alp Cep	2.4510	8000.0	74	33995	No
5	GOM_NL__2PRFIN20080831_002005_000000362071_00374_33995_0629.N1	31-AUG-2008 00:20:05	Bright	36.000	49	1Alp UMi	1.9900	6300.0	72	33995	No
6	GOM_NL__2PRFIN20080831_003701_000000412071_00374_33995_0630.N1	31-AUG-2008 00:37:01	Bright	41.000	24	66Alp Gem	1.5800	10200.	82	33995	No
7	GOM_NL__2PRFIN20080831_003939_000000482071_00374_33995_0631.N1	31-AUG-2008 00:39:39	Bright	47.500	170	27Eps Gem	3.0000	9700.0	95	33995	No
8	GOM_NL__2PRFIN20080831_004442_000000452071_00374_33995_0632.N1	31-AUG-2008 00:44:42	Twilight	45.000	8	10Alp CMi	0.40000	6500.0	90	33995	No
9	GOM_NL__2PRFIN20080831_005218_000000502071_00374_33995_0633.N1	31-AUG-2008 00:52:18	Dark	49.500	1	9Alp CMa	-1.4400	11000.	99	33995	No
10	GOM_NL__2PRFIN20080831_005504_000000442071_00374_33995_0634.N1	31-AUG-2008 00:55:04	Dark	43.500	23	21Eps CMa	1.5020	26000.	87	33995	No
11	GOM_NL__2PRFIN20080831_005640_000000422071_00374_33995_0635.N1	31-AUG-2008 00:56:40	Dark	42.000	117	Pi Pup	2.7060	3800.0	84	33995	No
12	GOM_NL__2PRFIN20080831_010150_000000472071_00374_33995_0636.N1	31-AUG-2008 01:01:50	Dark	46.500	2	Alp Car	-0.73600	7000.0	93	33995	No
13	GOM_NL__2PRFIN20080831_011208_000000402071_00375_33996_0637.N1	31-AUG-2008 01:12:08	Dark	39.500	143	Alp Hyi	2.8570	7200.0	79	33996	No
14	GOM_NL__2PRFIN20080831_011324_000000522071_00375_33996_0638.N1	31-AUG-2008 01:13:24	Dark	51.500	9	Alp Eri	0.45300	24000.	103	33996	No
15	GOM_NL__2PRFIN20080831_011922_000000462071_00375_33996_0639.N1	31-AUG-2008 01:19:22	Straylight	46.000	84	Alp Phe	2.3970	4500.0	92	33996	No
16	GOM_NL__2PRFIN20080831_012128_000000432071_00375_33996_0640.N1	31-AUG-2008 01:21:28	Straylight	43.000	31	Alp Gru	1.7340	15200.	86	33996	No
17	GOM_NL__2PRFIN20080831_012533_000000482071_00375_33996_0641.N1	31-AUG-2008 01:25:33	Straylight	47.500	18	24Alp PsA	1.1660	9700.0	95	33996	No
18	GOM_NL__2PRFIN20080831_013024_000000382071_00375_33996_0642.N1	31-AUG-2008 01:30:24	Bright	38.000	142	49Del Cap	2.8500	8900.0	76	33996	No
19	GOM_NL__2PRFIN20080831_013332_000000382071_00375_33996_0643.N1	31-AUG-2008 01:33:32	Bright	37.500	154	22Bet Aqr	2.8990	5700.0	75	33996	No
20	GOM_NL__2PRFIN20080831_013502_000000412071_00375_33996_0644.N1	31-AUG-2008 01:35:02	Bright	40.500	162	34Alp Aqr	2.9440	5350.0	81	33996	No
21	GOM_NL__2PRFIN20080831_013802_000000402071_00375_33996_0645.N1	31-AUG-2008 01:38:02	Bright	39.500	61	8Eps Peg	2.1000	3900.0	79	33996	No
22	GOM_NL__2PRFIN20080831_014453_000000342071_00375_33996_0646.N1	31-AUG-2008 01:44:53	Bright	33.500	92	53Eps Cyg	2.5000	4500.0	67	33996	No
23	GOM_NL__2PRFIN20080831_014645_000000332071_00375_33996_0647.N1	31-AUG-2008 01:46:45	Bright	33.000	66	37Gam Cyg	2.2080	5900.0	66	33996	No
24	GOM_NL__2PRFIN20080831_014803_000000332071_00375_33996_0648.N1	31-AUG-2008 01:48:03	Bright	33.000	19	50Alp Cyg	1.2460	10500.	66	33996	No
25	GOM_NL__2PRFIN20080831_015302_000000362071_00375_33996_0649.N1	31-AUG-2008 01:53:02	Bright	35.500	89	5Alp Cep	2.4510	8000.0	71	33996	No
26	GOM_NL__2PRFIN20080831_020040_000000342071_00375_33996_0650.N1	31-AUG-2008 02:00:40	Bright	33.500	49	1Alp UMi	1.9900	6300.0	67	33996	No
27	GOM_NL__2PRFIN20080831_021737_000000382071_00375_33996_0651.N1	31-AUG-2008 02:17:37	Bright	37.500	24	66Alp Gem	1.5800	10200.	75	33996	No
28	GOM_NL__2PRFIN20080831_022015_000000502071_00375_33996_0652.N1	31-AUG-2008 02:20:15	Bright	50.000	170	27Eps Gem	3.0000	9700.0	100	33996	No
29	GOM_NL__2PRFIN20080831_022518_000000422071_00375_33996_0653.N1	31-AUG-2008 02:25:18	Twilight	41.500	8	10Alp CMi	0.40000	6500.0	83	33996	No
30	GOM_NL__2PRFIN20080831_023254_000000562071_00375_33996_0654.N1	31-AUG-2008 02:32:54	Dark	55.500	1	9Alp CMa	-1.4400	11000.	111	33996	No
31	GOM_NL__2PRFIN20080831_023541_000000452071_00375_33996_0655.N1	31-AUG-2008 02:35:41	Dark	45.000	23	21Eps CMa	1.5020	26000.	90	33996	No
32	GOM_NL__2PRFIN20080831_023717_000000432071_00375_33996_0656.N1	31-AUG-2008 02:37:17	Dark	42.500	117	Pi Pup	2.7060	3800.0	85	33996	No
33	GOM_NL__2PRFIN20080831_024226_000000432071_00375_33996_0657.N1	31-AUG-2008 02:42:26	Dark	43.000	2	Alp Car	-0.73600	7000.0	86	33996	No
34	GOM_NL__2PRFIN20080831_025244_000000402071_00376_33997_0651.N1	31-AUG-2008 02:52:44	Dark	40.000	143	Alp Hyi	2.8570	7200.0	80	33997	No
35	GOM_NL__2PRFIN20080831_025401_000000492071_00376_33997_0652.N1	31-AUG-2008 02:54:01	Dark	48.500	9	Alp Eri	0.45300	24000.	97	33997	No
36	GOM_NL__2PRFIN20080831_025958_000000502071_00376_33997_0653.N1	31-AUG-2008 02:59:58	Straylight	50.000	84	Alp Phe	2.3970	4500.0	100	33997	No
37	GOM_NL__2PRFIN20080831_030204_000000382071_00376_33997_0654.N1	31-AUG-2008 03:02:04	Straylight	38.000	31	Alp Gru	1.7340	15200.	76	33997	No
38	GOM_NL__2PRFIN20080831_030609_000000482071_00376_33997_0655.N1	31-AUG-2008 03:06:09	Straylight	48.000	18	24Alp PsA	1.1660	9700.0	96	33997	No
39	GOM_NL__2PRFIN20080831_031100_000000392071_00376_33997_0656.N1	31-AUG-2008 03:11:00	Bright	39.000	142	49Del Cap	2.8500	8900.0	78	33997	No
40	GOM_NL__2PRFIN20080831_031408_000000372071_00376_33997_0657.N1	31-AUG-2008 03:14:08	Bright	37.000	154	22Bet Aqr	2.8990	5700.0	74	33997	No
41	GOM_NL__2PRFIN20080831_031537_000000402071_00376_33997_0658.N1	31-AUG-2008 03:15:37	Bright	40.000	162	34Alp Aqr	2.9440	5350.0	80	33997	No
42	GOM_NL__2PRFIN20080831_031838_000000382071_00376_33997_0659.N1	31-AUG-2008 03:18:38	Bright	37.500	61	8Eps Peg	2.1000	3900.0	75	33997	No

43	GOM_NL__2PRFIN20080831_032529_000000382071_00376_33997_0660.N1	31-AUG-2008 03:25:29	Bright	38.000	92	53Eps Cyg	2.5000	4500.0	76	33997	No
44	GOM_NL__2PRFIN20080831_032721_000000372071_00376_33997_0661.N1	31-AUG-2008 03:27:21	Bright	37.000	66	37Gam Cyg	2.2080	5900.0	74	33997	No
45	GOM_NL__2PRFIN20080831_032839_000000372071_00376_33997_0662.N1	31-AUG-2008 03:28:39	Bright	37.000	19	50Alp Cyg	1.2460	10500.	74	33997	No
46	GOM_NL__2PRFIN20080831_033338_000000342071_00376_33997_0663.N1	31-AUG-2008 03:33:38	Bright	34.000	89	5Alp Cep	2.4510	8000.0	68	33997	No
47	GOM_NL__2PRFIN20080831_034116_000000322071_00376_33997_0664.N1	31-AUG-2008 03:41:16	Bright	32.000	49	1Alp UMi	1.9900	6300.0	64	33997	No
48	GOM_NL__2PRFIN20080831_035813_000000372071_00376_33997_0665.N1	31-AUG-2008 03:58:13	Bright	37.000	24	66Alp Gem	1.5800	10200.	74	33997	No
49	GOM_NL__2PRFIN20080831_040052_000000482071_00376_33997_0666.N1	31-AUG-2008 04:00:52	Bright	48.000	170	27Eps Gem	3.0000	9700.0	96	33997	No
50	GOM_NL__2PRFIN20080831_040554_000000482071_00376_33997_0667.N1	31-AUG-2008 04:05:54	Twilight	48.000	8	10Alp CMi	0.40000	6500.0	96	33997	No
51	GOM_NL__2PRFIN20080831_041331_000000502071_00376_33997_0668.N1	31-AUG-2008 04:13:31	Dark	49.500	1	9Alp CMa	-1.4400	11000.	99	33997	No
52	GOM_NL__2PRFIN20080831_041617_000000462071_00376_33997_0669.N1	31-AUG-2008 04:16:17	Dark	46.000	23	21Eps CMa	1.5020	26000.	92	33997	No
53	GOM_NL__2PRFIN20080831_041753_000000462071_00376_33997_0670.N1	31-AUG-2008 04:17:53	Dark	45.500	117	Pi Pup	2.7060	3800.0	91	33997	No
54	GOM_NL__2PRFIN20080831_042302_000000542071_00376_33997_0671.N1	31-AUG-2008 04:23:02	Dark	54.000	2	Alp Car	-0.73600	7000.0	108	33997	No
55	GOM_NL__2PRFIN20080831_043321_000000402071_00377_33998_0664.N1	31-AUG-2008 04:33:21	Dark	39.500	143	Alp Hyi	2.8570	7200.0	79	33998	No
56	GOM_NL__2PRFIN20080831_043437_000000442071_00377_33998_0665.N1	31-AUG-2008 04:34:37	Dark	44.000	9	Alp Eri	0.45300	24000.	88	33998	No
57	GOM_NL__2PRFIN20080831_044035_000000462071_00377_33998_0666.N1	31-AUG-2008 04:40:35	Straylight	46.000	84	Alp Phe	2.3970	4500.0	92	33998	No
58	GOM_NL__2PRFIN20080831_044240_000000382071_00377_33998_0667.N1	31-AUG-2008 04:42:40	Straylight	37.500	31	Alp Gru	1.7340	15200.	75	33998	No
59	GOM_NL__2PRFIN20080831_044645_000000462071_00377_33998_0668.N1	31-AUG-2008 04:46:45	Straylight	46.000	18	24Alp PsA	1.1660	9700.0	92	33998	No
60	GOM_NL__2PRFIN20080831_045136_000000412071_00377_33998_0669.N1	31-AUG-2008 04:51:36	Bright	40.500	142	49Del Cap	2.8500	8900.0	81	33998	No
61	GOM_NL__2PRFIN20080831_045445_000000382071_00377_33998_0670.N1	31-AUG-2008 04:54:45	Bright	37.500	154	22Bet Aqr	2.8990	5700.0	75	33998	No
62	GOM_NL__2PRFIN20080831_045613_000000402071_00377_33998_0671.N1	31-AUG-2008 04:56:13	Bright	39.500	162	34Alp Aqr	2.9440	5350.0	79	33998	No
63	GOM_NL__2PRFIN20080831_045914_000000382071_00377_33998_0672.N1	31-AUG-2008 04:59:14	Bright	38.000	61	8Eps Peg	2.1000	3900.0	76	33998	No
64	GOM_NL__2PRFIN20080831_050605_000000382071_00377_33998_0673.N1	31-AUG-2008 05:06:05	Bright	37.500	92	53Eps Cyg	2.5000	4500.0	75	33998	No
65	GOM_NL__2PRFIN20080831_050757_000000372071_00377_33998_0674.N1	31-AUG-2008 05:07:57	Bright	36.500	66	37Gam Cyg	2.2080	5900.0	73	33998	No
66	GOM_NL__2PRFIN20080831_050915_000000372071_00377_33998_0675.N1	31-AUG-2008 05:09:15	Bright	37.000	19	50Alp Cyg	1.2460	10500.	74	33998	No
67	GOM_NL__2PRFIN20080831_051414_000000362071_00377_33998_0676.N1	31-AUG-2008 05:14:14	Bright	36.000	89	5Alp Cep	2.4510	8000.0	72	33998	No
68	GOM_NL__2PRFIN20080831_052152_000000372071_00377_33998_0677.N1	31-AUG-2008 05:21:52	Bright	36.500	49	1Alp UMi	1.9900	6300.0	73	33998	No
69	GOM_NL__2PRFIN20080831_053849_000000362071_00377_33998_0678.N1	31-AUG-2008 05:38:49	Bright	36.000	24	66Alp Gem	1.5800	10200.	72	33998	No
70	GOM_NL__2PRFIN20080831_054128_000000502071_00377_33998_0679.N1	31-AUG-2008 05:41:28	Bright	49.500	170	27Eps Gem	3.0000	9700.0	99	33998	No
71	GOM_NL__2PRFIN20080831_054630_000000402071_00377_33998_0680.N1	31-AUG-2008 05:46:30	Twilight	39.500	8	10Alp CMi	0.40000	6500.0	79	33998	No
72	GOM_NL__2PRFIN20080831_055407_000000492071_00377_33998_0681.N1	31-AUG-2008 05:54:07	Dark	49.000	1	9Alp CMa	-1.4400	11000.	98	33998	No
73	GOM_NL__2PRFIN20080831_055654_000000432071_00377_33998_0682.N1	31-AUG-2008 05:56:54	Dark	43.000	23	21Eps CMa	1.5020	26000.	86	33998	No
74	GOM_NL__2PRFIN20080831_055830_000000432071_00377_33998_0683.N1	31-AUG-2008 05:58:30	Dark	42.500	117	Pi Pup	2.7060	3800.0	85	33998	No
75	GOM_NL__2PRFIN20080831_060339_000000542071_00377_33998_0684.N1	31-AUG-2008 06:03:39	Dark	54.000	2	Alp Car	-0.73600	7000.0	108	33998	No
76	GOM_NL__2PRFIN20080831_061357_000000402071_00378_33999_0676.N1	31-AUG-2008 06:13:57	Dark	39.500	143	Alp Hyi	2.8570	7200.0	79	33999	No
77	GOM_NL__2PRFIN20080831_061514_000000442071_00378_33999_0677.N1	31-AUG-2008 06:15:14	Dark	43.500	9	Alp Eri	0.45300	24000.	87	33999	No
78	GOM_NL__2PRFIN20080831_062112_000000462071_00378_33999_0678.N1	31-AUG-2008 06:21:12	Straylight	46.000	84	Alp Phe	2.3970	4500.0	92	33999	No
79	GOM_NL__2PRFIN20080831_062317_000000412071_00378_33999_0679.N1	31-AUG-2008 06:23:17	Straylight	40.500	31	Alp Gru	1.7340	15200.	81	33999	No
80	GOM_NL__2PRFIN20080831_062721_000000472071_00378_33999_0680.N1	31-AUG-2008 06:27:21	Straylight	47.000	18	24Alp PsA	1.1660	9700.0	94	33999	No
81	GOM_NL__2PRFIN20080831_063212_000000482071_00378_33999_0681.N1	31-AUG-2008 06:32:12	Bright	47.500	142	49Del Cap	2.8500	8900.0	95	33999	No
82	GOM_NL__2PRFIN20080831_063521_000000382071_00378_33999_0682.N1	31-AUG-2008 06:35:21	Bright	37.500	154	22Bet Aqr	2.8990	5700.0	75	33999	No
83	GOM_NL__2PRFIN20080831_063649_000000392071_00378_33999_0683.N1	31-AUG-2008 06:36:49	Bright	39.000	162	34Alp Aqr	2.9440	5350.0	78	33999	No
84	GOM_NL__2PRFIN20080831_063949_000000392071_00378_33999_0684.N1	31-AUG-2008 06:39:49	Bright	38.500	61	8Eps Peg	2.1000	3900.0	77	33999	No
85	GOM_NL__2PRFIN20080831_064641_000000342071_00378_33999_0685.N1	31-AUG-2008 06:46:41	Bright	34.000	92	53Eps Cyg	2.5000	4500.0	68	33999	No
86	GOM_NL__2PRFIN20080831_064833_000000372071_00378_33999_0686.N1	31-AUG-2008 06:48:33	Bright	37.000	66	37Gam Cyg	2.2080	5900.0	74	33999	No
87	GOM_NL__2PRFIN20080831_064952_000000372071_00378_33999_0687.N1	31-AUG-2008 06:49:52	Bright	36.500	19	50Alp Cyg	1.2460	10500.	73	33999	No
88	GOM_NL__2PRFIN20080831_065450_000000362071_00378_33999_0688.N1	31-AUG-2008 06:54:50	Bright	36.000	89	5Alp Cep	2.4510	8000.0	72	33999	No
89	GOM_NL__2PRFIN20080831_070228_000000352071_00378_33999_0689.N1	31-AUG-2008 07:02:28	Bright	35.000	49	1Alp UMi	1.9900	6300.0	70	33999	No
90	GOM_NL__2PRFIN20080831_071925_000000382071_00378_33999_0690.N1	31-AUG-2008 07:19:25	Bright	37.500	24	66Alp Gem	1.5800	10200.	75	33999	No
91	GOM_NL__2PRFIN20080831_072204_000000472071_00378_33999_0691.N1	31-AUG-2008 07:22:04	Bright	46.500	170	27Eps Gem	3.0000	9700.0	93	33999	No
92	GOM_NL__2PRFIN20080831_072707_000000362071_00378_33999_0692.N1	31-AUG-2008 07:27:07	Twilight	36.000	8	10Alp CMi	0.40000	6500.0	72	33999	No
93	GOM_NL__2PRFIN20080831_073444_000000502071_00378_33999_0693.N1	31-AUG-2008 07:34:44	Dark	50.000	1	9Alp CMa	-1.4400	11000.	100	33999	No
94	GOM_NL__2PRFIN20080831_073730_000000432071_00378_33999_0694.N1	31-AUG-2008 07:37:30	Dark	42.500	23	21Eps CMa	1.5020	26000.	85	33999	No
95	GOM_NL__2PRFIN20080831_073906_000000482071_00378_33999_0695.N1	31-AUG-2008 07:39:06	Dark	48.000	117	Pi Pup	2.7060	3800.0	96	33999	No
96	GOM_NL__2PRFIN20080831_074415_000000452071_00378_33999_0696.N1	31-AUG-2008 07:44:15	Dark	44.500	2	Alp Car	-0.73600	7000.0	89	33999	No
97	GOM_NL__2PRFIN20080831_075434_000000412071_00379_34000_0694.N1	31-AUG-2008 07:54:34	Dark	40.500	143	Alp Hyi	2.8570	7200.0	81	34000	No
98	GOM_NL__2PRFIN20080831_075550_000000552071_00379_34000_0695.N1	31-AUG-2008 07:55:50	Dark	55.000	9	Alp Eri	0.45300	24000.	110	34000	No
99	GOM_NL__2PRFIN20080831_080148_000000582071_00379_34000_0696.N1	31-AUG-2008 08:01:48	Straylight	57.500	84	Alp Phe	2.3970	4500.0	115	34000	No
100	GOM_NL__2PRFIN20080831_080353_000000442071_00379_34000_0697.N1	31-AUG-2008 08:03:53	Straylight	43.500	31	Alp Gru	1.7340	15200.	87	34000	No
101	GOM_NL__2PRFIN20080831_080758_000000462071_00379_34000_0698.N1	31-AUG-2008 08:07:58	Straylight	46.000	18	24Alp PsA	1.1660	9700.0	92	34000	No

102	GOM_NL__2PRFIN20080831_081248_000000402071_00379_34000_0699.N1	31-AUG-2008 08:12:48	Bright	40.000	142	49Del Cap	2.8500	8900.0	80	34000	No
103	GOM_NL__2PRFIN20080831_081557_000000392071_00379_34000_0700.N1	31-AUG-2008 08:15:57	Bright	38.500	154	22Bet Aqr	2.8990	5700.0	77	34000	No
104	GOM_NL__2PRFIN20080831_081725_000000392071_00379_34000_0701.N1	31-AUG-2008 08:17:25	Bright	39.000	162	34Alp Aqr	2.9440	5350.0	78	34000	No
105	GOM_NL__2PRFIN20080831_082025_000000402071_00379_34000_0702.N1	31-AUG-2008 08:20:25	Bright	39.500	61	8Eps Peg	2.1000	3900.0	79	34000	No
106	GOM_NL__2PRFIN20080831_082717_000000362071_00379_34000_0703.N1	31-AUG-2008 08:27:17	Bright	36.000	92	53Eps Cyg	2.5000	4500.0	72	34000	No
107	GOM_NL__2PRFIN20080831_082909_000000362071_00379_34000_0704.N1	31-AUG-2008 08:29:09	Bright	36.000	66	37Gam Cyg	2.2080	5900.0	72	34000	No
108	GOM_NL__2PRFIN20080831_083027_000000382071_00379_34000_0705.N1	31-AUG-2008 08:30:27	Bright	37.500	19	50Alp Cyg	1.2460	10500.	75	34000	No
109	GOM_NL__2PRFIN20080831_083526_000000372071_00379_34000_0706.N1	31-AUG-2008 08:35:26	Bright	36.500	89	5Alp Cep	2.4510	8000.0	73	34000	No
110	GOM_NL__2PRFIN20080831_084304_000000352071_00379_34000_0707.N1	31-AUG-2008 08:43:04	Bright	35.000	49	1Alp UMi	1.9900	6300.0	70	34000	No
111	GOM_NL__2PRFIN20080831_090001_000000372071_00379_34000_0708.N1	31-AUG-2008 09:00:01	Bright	37.000	24	66Alp Gem	1.5800	10200.	74	34000	No
112	GOM_NL__2PRFIN20080831_090240_000000432071_00379_34000_0709.N1	31-AUG-2008 09:02:40	Bright	43.000	170	27Eps Gem	3.0000	9700.0	86	34000	No
113	GOM_NL__2PRFIN20080831_090743_000000362071_00379_34000_0710.N1	31-AUG-2008 09:07:43	Twilight	35.500	8	10Alp CMi	0.40000	6500.0	71	34000	No
114	GOM_NL__2PRFIN20080831_091520_000000522071_00379_34000_0711.N1	31-AUG-2008 09:15:20	Dark	52.000	1	9Alp CMa	-1.4400	11000.	104	34000	No
115	GOM_NL__2PRFIN20080831_091807_000000432071_00379_34000_0712.N1	31-AUG-2008 09:18:07	Dark	43.000	23	21Eps CMa	1.5020	26000.	86	34000	No
116	GOM_NL__2PRFIN20080831_091942_000000432071_00379_34000_0713.N1	31-AUG-2008 09:19:42	Dark	43.000	117	Pi Pup	2.7060	3800.0	86	34000	No
117	GOM_NL__2PRFIN20080831_092452_000000462071_00379_34000_0714.N1	31-AUG-2008 09:24:52	Dark	45.500	2	Alp Car	-0.73600	7000.0	91	34000	No
118	GOM_NL__2PRFIN20080831_093510_000000392071_00380_34001_0702.N1	31-AUG-2008 09:35:10	Dark	39.000	143	Alp Hyi	2.8570	7200.0	78	34001	No
119	GOM_NL__2PRFIN20080831_093627_000000542071_00380_34001_0703.N1	31-AUG-2008 09:36:27	Dark	53.500	9	Alp Eri	0.45300	24000.	107	34001	No
120	GOM_NL__2PRFIN20080831_094224_000000492071_00380_34001_0704.N1	31-AUG-2008 09:42:24	Straylight	48.500	84	Alp Phe	2.3970	4500.0	97	34001	No
121	GOM_NL__2PRFIN20080831_094429_000000412071_00380_34001_0705.N1	31-AUG-2008 09:44:29	Straylight	41.000	31	Alp Gru	1.7340	15200.	82	34001	No
122	GOM_NL__2PRFIN20080831_094834_000000472071_00380_34001_0706.N1	31-AUG-2008 09:48:34	Straylight	47.000	18	24Alp PsA	1.1660	9700.0	94	34001	No
123	GOM_NL__2PRFIN20080831_095324_000000482071_00380_34001_0707.N1	31-AUG-2008 09:53:24	Bright	48.000	142	49Del Cap	2.8500	8900.0	96	34001	No
124	GOM_NL__2PRFIN20080831_095633_000000372071_00380_34001_0708.N1	31-AUG-2008 09:56:33	Bright	36.500	154	22Bet Aqr	2.8990	5700.0	73	34001	No
125	GOM_NL__2PRFIN20080831_095801_000000392071_00380_34001_0709.N1	31-AUG-2008 09:58:01	Bright	39.000	162	34Alp Aqr	2.9440	5350.0	78	34001	No
126	GOM_NL__2PRFIN20080831_100101_000000402071_00380_34001_0710.N1	31-AUG-2008 10:01:01	Bright	39.500	61	8Eps Peg	2.1000	3900.0	79	34001	No
127	GOM_NL__2PRFIN20080831_100753_000000362071_00380_34001_0711.N1	31-AUG-2008 10:07:53	Bright	36.000	92	53Eps Cyg	2.5000	4500.0	72	34001	No
128	GOM_NL__2PRFIN20080831_100945_000000342071_00380_34001_0712.N1	31-AUG-2008 10:09:45	Bright	34.000	66	37Gam Cyg	2.2080	5900.0	68	34001	No
129	GOM_NL__2PRFIN20080831_101103_000000352071_00380_34001_0713.N1	31-AUG-2008 10:11:03	Bright	34.500	19	50Alp Cyg	1.2460	10500.	69	34001	No
130	GOM_NL__2PRFIN20080831_101601_000000372071_00380_34001_0714.N1	31-AUG-2008 10:16:01	Bright	37.000	89	5Alp Cep	2.4510	8000.0	74	34001	No
131	GOM_NL__2PRFIN20080831_102340_000000372071_00380_34001_0715.N1	31-AUG-2008 10:23:40	Bright	36.500	49	1Alp UMi	1.9900	6300.0	73	34001	No
132	GOM_NL__2PRFIN20080831_104037_000000372071_00380_34001_0716.N1	31-AUG-2008 10:40:37	Bright	37.000	24	66Alp Gem	1.5800	10200.	74	34001	No
133	GOM_NL__2PRFIN20080831_104316_000000462071_00380_34001_0717.N1	31-AUG-2008 10:43:16	Bright	46.000	170	27Eps Gem	3.0000	9700.0	92	34001	No
134	GOM_NL__2PRFIN20080831_104819_000000372071_00380_34001_0718.N1	31-AUG-2008 10:48:19	Twilight	37.000	8	10Alp CMi	0.40000	6500.0	74	34001	No
135	GOM_NL__2PRFIN20080831_105557_000000482071_00380_34001_0719.N1	31-AUG-2008 10:55:57	Dark	47.500	1	9Alp CMa	-1.4400	11000.	95	34001	No
136	GOM_NL__2PRFIN20080831_105843_000000442071_00380_34001_0720.N1	31-AUG-2008 10:58:43	Dark	44.000	23	21Eps CMa	1.5020	26000.	88	34001	No
137	GOM_NL__2PRFIN20080831_110018_000000422071_00380_34001_0721.N1	31-AUG-2008 11:00:18	Dark	42.000	117	Pi Pup	2.7060	3800.0	84	34001	No
138	GOM_NL__2PRFIN20080831_110528_000000472071_00380_34001_0722.N1	31-AUG-2008 11:05:28	Dark	47.000	2	Alp Car	-0.73600	7000.0	94	34001	No
139	GOM_NL__2PRFIN20080831_111547_000000392071_00381_34002_0708.N1	31-AUG-2008 11:15:47	Dark	39.000	143	Alp Hyi	2.8570	7200.0	78	34002	No
140	GOM_NL__2PRFIN20080831_111703_000000432071_00381_34002_0709.N1	31-AUG-2008 11:17:03	Dark	42.500	9	Alp Eri	0.45300	24000.	85	34002	No
141	GOM_NL__2PRFIN20080831_112301_000000492071_00381_34002_0710.N1	31-AUG-2008 11:23:01	Straylight	48.500	84	Alp Phe	2.3970	4500.0	97	34002	No
142	GOM_NL__2PRFIN20080831_112505_000000412071_00381_34002_0711.N1	31-AUG-2008 11:25:05	Straylight	40.500	31	Alp Gru	1.7340	15200.	81	34002	No
143	GOM_NL__2PRFIN20080831_112910_000000462071_00381_34002_0712.N1	31-AUG-2008 11:29:10	Straylight	45.500	18	24Alp PsA	1.1660	9700.0	91	34002	No
144	GOM_NL__2PRFIN20080831_113400_000000422071_00381_34002_0713.N1	31-AUG-2008 11:34:00	Bright	41.500	142	49Del Cap	2.8500	8900.0	83	34002	No
145	GOM_NL__2PRFIN20080831_113709_000000382071_00381_34002_0714.N1	31-AUG-2008 11:37:09	Bright	37.500	154	22Bet Aqr	2.8990	5700.0	75	34002	No
146	GOM_NL__2PRFIN20080831_113837_000000402071_00381_34002_0715.N1	31-AUG-2008 11:38:37	Bright	39.500	162	34Alp Aqr	2.9440	5350.0	79	34002	No
147	GOM_NL__2PRFIN20080831_114137_000000392071_00381_34002_0716.N1	31-AUG-2008 11:41:37	Bright	39.000	61	8Eps Peg	2.1000	3900.0	78	34002	No
148	GOM_NL__2PRFIN20080831_114829_000000372071_00381_34002_0717.N1	31-AUG-2008 11:48:29	Bright	36.500	92	53Eps Cyg	2.5000	4500.0	73	34002	No
149	GOM_NL__2PRFIN20080831_115021_000000372071_00381_34002_0718.N1	31-AUG-2008 11:50:21	Bright	36.500	66	37Gam Cyg	2.2080	5900.0	73	34002	No
150	GOM_NL__2PRFIN20080831_115139_000000522071_00381_34002_0719.N1	31-AUG-2008 11:51:39	Bright	52.000	19	50Alp Cyg	1.2460	10500.	104	34002	No
151	GOM_NL__2PRFIN20080831_115637_000000362071_00381_34002_0720.N1	31-AUG-2008 11:56:37	Bright	35.500	89	5Alp Cep	2.4510	8000.0	71	34002	No
152	GOM_NL__2PRFIN20080831_120416_000000372071_00381_34002_0721.N1	31-AUG-2008 12:04:16	Bright	36.500	49	1Alp UMi	1.9900	6300.0	73	34002	No
153	GOM_NL__2PRFIN20080831_122113_000000522071_00381_34002_0722.N1	31-AUG-2008 12:21:13	Bright	51.500	24	66Alp Gem	1.5800	10200.	103	34002	No
154	GOM_NL__2PRFIN20080831_122352_000000482071_00381_34002_0723.N1	31-AUG-2008 12:23:52	Bright	47.500	170	27Eps Gem	3.0000	9700.0	95	34002	No
155	GOM_NL__2PRFIN20080831_122855_000000482071_00381_34002_0724.N1	31-AUG-2008 12:28:55	Twilight	47.500	8	10Alp CMi	0.40000	6500.0	95	34002	No
156	GOM_NL__2PRFIN20080831_123633_000000562071_00381_34002_0725.N1	31-AUG-2008 12:36:33	Dark	55.500	1	9Alp CMa	-1.4400	11000.	111	34002	No
157	GOM_NL__2PRFIN20080831_123919_000000432071_00381_34002_0726.N1	31-AUG-2008 12:39:19	Dark	42.500	23	21Eps CMa	1.5020	26000.	85	34002	No
158	GOM_NL__2PRFIN20080831_124055_000000442071_00381_34002_0727.N1	31-AUG-2008 12:40:55	Dark	43.500	117	Pi Pup	2.7060	3800.0	87	34002	No
159	GOM_NL__2PRFIN20080831_124604_000000462071_00381_34002_0728.N1	31-AUG-2008 12:46:04	Dark	45.500	2	Alp Car	-0.73600	7000.0	91	34002	No
160	GOM_NL__2PRFIN20080831_125623_000000402071_00382_34003_0715.N1	31-AUG-2008 12:56:23	Dark	39.500	143	Alp Hyi	2.8570	7200.0	79	34003	No

161	GOM_NL__2PRFIN20080831_125740_00000452071_00382_34003_0716.N1	31-AUG-2008 12:57:40	Dark	44.500	9	Alp Eri	0.45300	24000.	89	34003	No
162	GOM_NL__2PRFIN20080831_130337_00000502071_00382_34003_0717.N1	31-AUG-2008 13:03:37	Straylight	49.500	84	Alp Phe	2.3970	4500.0	99	34003	No
163	GOM_NL__2PRFIN20080831_130541_00000412071_00382_34003_0718.N1	31-AUG-2008 13:05:41	Straylight	41.000	31	Alp Gru	1.7340	15200.	82	34003	No
164	GOM_NL__2PRFIN20080831_130946_00000482071_00382_34003_0719.N1	31-AUG-2008 13:09:46	Straylight	47.500	18	24Alp PsA	1.1660	9700.0	95	34003	No
165	GOM_NL__2PRFIN20080831_131436_00000482071_00382_34003_0720.N1	31-AUG-2008 13:14:36	Bright	47.500	142	49Del Cap	2.8500	8900.0	95	34003	No
166	GOM_NL__2PRFIN20080831_131744_00000372071_00382_34003_0721.N1	31-AUG-2008 13:17:44	Bright	37.000	154	22Bet Aqr	2.8990	5700.0	74	34003	No
167	GOM_NL__2PRFIN20080831_131913_00000402071_00382_34003_0722.N1	31-AUG-2008 13:19:13	Bright	40.000	162	34Alp Aqr	2.9440	5350.0	80	34003	No
168	GOM_NL__2PRFIN20080831_132213_00000382071_00382_34003_0723.N1	31-AUG-2008 13:22:13	Bright	37.500	61	8Eps Peg	2.1000	3900.0	75	34003	No
169	GOM_NL__2PRFIN20080831_132905_00000372071_00382_34003_0724.N1	31-AUG-2008 13:29:05	Bright	37.000	92	53Eps Cyg	2.5000	4500.0	74	34003	No
170	GOM_NL__2PRFIN20080831_133057_00000522071_00382_34003_0725.N1	31-AUG-2008 13:30:57	Bright	52.000	66	37Gam Cyg	2.2080	5900.0	104	34003	No
171	GOM_NL__2PRFIN20080831_133215_00000372071_00382_34003_0726.N1	31-AUG-2008 13:32:15	Bright	36.500	19	50Alp Cyg	1.2460	10500.	73	34003	No
172	GOM_NL__2PRFIN20080831_133713_00000372071_00382_34003_0727.N1	31-AUG-2008 13:37:13	Bright	36.500	89	5Alp Cep	2.4510	8000.0	73	34003	No
173	GOM_NL__2PRFIN20080831_134452_00000332071_00382_34003_0728.N1	31-AUG-2008 13:44:52	Bright	33.000	49	1Alp UMi	1.9900	6300.0	66	34003	No
174	GOM_NL__2PRFIN20080831_140149_00000382071_00382_34003_0729.N1	31-AUG-2008 14:01:49	Bright	37.500	24	66Alp Gem	1.5800	10200.	75	34003	No
175	GOM_NL__2PRFIN20080831_140428_00000492071_00382_34003_0730.N1	31-AUG-2008 14:04:28	Bright	49.000	170	27Eps Gem	3.0000	9700.0	98	34003	No
176	GOM_NL__2PRFIN20080831_140931_00000522071_00382_34003_0731.N1	31-AUG-2008 14:09:31	Twilight	52.000	8	10Alp CMi	0.40000	6500.0	104	34003	No
177	GOM_NL__2PRFIN20080831_141710_00000542071_00382_34003_0732.N1	31-AUG-2008 14:17:10	Dark	53.500	1	9Alp CMa	-1.4400	11000.	107	34003	No
178	GOM_NL__2PRFIN20080831_141956_00000432071_00382_34003_0733.N1	31-AUG-2008 14:19:56	Dark	42.500	23	21Eps CMa	1.5020	26000.	85	34003	No
179	GOM_NL__2PRFIN20080831_142131_00000432071_00382_34003_0734.N1	31-AUG-2008 14:21:31	Dark	42.500	117	Pi Pup	2.7060	3800.0	85	34003	No
180	GOM_NL__2PRFIN20080831_142641_00000542071_00382_34003_0735.N1	31-AUG-2008 14:26:41	Dark	54.000	2	Alp Car	-0.73600	7000.0	108	34003	No
181	GOM_NL__2PRFIN20080831_143700_00000412071_00383_34004_0745.N1	31-AUG-2008 14:37:00	Dark	41.000	143	Alp Hyi	2.8570	7200.0	82	34004	No
182	GOM_NL__2PRFIN20080831_143816_00000452071_00383_34004_0746.N1	31-AUG-2008 14:38:16	Dark	44.500	9	Alp Eri	0.45300	24000.	89	34004	No
183	GOM_NL__2PRFIN20080831_144414_00000562071_00383_34004_0747.N1	31-AUG-2008 14:44:14	Straylight	56.000	84	Alp Phe	2.3970	4500.0	112	34004	No
184	GOM_NL__2PRFIN20080831_144617_00000432071_00383_34004_0748.N1	31-AUG-2008 14:46:17	Straylight	42.500	31	Alp Gru	1.7340	15200.	85	34004	No
185	GOM_NL__2PRFIN20080831_145022_00000462071_00383_34004_0749.N1	31-AUG-2008 14:50:22	Straylight	46.000	18	24Alp PsA	1.1660	9700.0	92	34004	No
186	GOM_NL__2PRFIN20080831_145512_00000402071_00383_34004_0750.N1	31-AUG-2008 14:55:12	Bright	39.500	142	49Del Cap	2.8500	8900.0	79	34004	No
187	GOM_NL__2PRFIN20080831_145821_00000382071_00383_34004_0751.N1	31-AUG-2008 14:58:21	Bright	38.000	154	22Bet Aqr	2.8990	5700.0	76	34004	No
188	GOM_NL__2PRFIN20080831_145949_00000402071_00383_34004_0752.N1	31-AUG-2008 14:59:49	Bright	40.000	162	34Alp Aqr	2.9440	5350.0	80	34004	No
189	GOM_NL__2PRFIN20080831_150249_00000392071_00383_34004_0753.N1	31-AUG-2008 15:02:49	Bright	39.000	61	8Eps Peg	2.1000	3900.0	78	34004	No
190	GOM_NL__2PRFIN20080831_150941_00000372071_00383_34004_0754.N1	31-AUG-2008 15:09:41	Bright	36.500	92	53Eps Cyg	2.5000	4500.0	73	34004	No
191	GOM_NL__2PRFIN20080831_151133_00000362071_00383_34004_0755.N1	31-AUG-2008 15:11:33	Bright	36.000	66	37Gam Cyg	2.2080	5900.0	72	34004	No
192	GOM_NL__2PRFIN20080831_151251_00000362071_00383_34004_0756.N1	31-AUG-2008 15:12:51	Bright	36.000	19	50Alp Cyg	1.2460	10500.	72	34004	No
193	GOM_NL__2PRFIN20080831_151749_00000362071_00383_34004_0757.N1	31-AUG-2008 15:17:49	Bright	36.000	89	5Alp Cep	2.4510	8000.0	72	34004	No
194	GOM_NL__2PRFIN20080831_152528_00000372071_00383_34004_0758.N1	31-AUG-2008 15:25:28	Bright	36.500	49	1Alp UMi	1.9900	6300.0	73	34004	No
195	GOM_NL__2PRFIN20080831_154225_00000372071_00383_34004_0759.N1	31-AUG-2008 15:42:25	Bright	36.500	24	66Alp Gem	1.5800	10200.	73	34004	No
196	GOM_NL__2PRFIN20080831_154505_00000382071_00383_34004_0760.N1	31-AUG-2008 15:45:05	Bright	38.000	170	27Eps Gem	3.0000	9700.0	76	34004	No
197	GOM_NL__2PRFIN20080831_155008_00000532071_00383_34004_0761.N1	31-AUG-2008 15:50:08	Twilight	53.000	8	10Alp CMi	0.40000	6500.0	106	34004	No
198	GOM_NL__2PRFIN20080831_155747_00000522071_00383_34004_0762.N1	31-AUG-2008 15:57:47	Dark	51.500	1	9Alp CMa	-1.4400	11000.	103	34004	No
199	GOM_NL__2PRFIN20080831_160032_00000462071_00383_34004_0763.N1	31-AUG-2008 16:00:32	Dark	45.500	23	21Eps CMa	1.5020	26000.	91	34004	No
200	GOM_NL__2PRFIN20080831_160207_00000432071_00383_34004_0764.N1	31-AUG-2008 16:02:07	Dark	43.000	117	Pi Pup	2.7060	3800.0	86	34004	No
201	GOM_NL__2PRFIN20080831_160717_00000392071_00383_34004_0765.N1	31-AUG-2008 16:07:17	Dark	39.000	2	Alp Car	-0.73600	7000.0	78	34004	No
202	GOM_NL__2PRFIN20080831_161736_00000392071_00384_34005_0760.N1	31-AUG-2008 16:17:36	Dark	39.000	143	Alp Hyi	2.8570	7200.0	78	34005	No
203	GOM_NL__2PRFIN20080831_161853_00000452071_00384_34005_0761.N1	31-AUG-2008 16:18:53	Dark	44.500	9	Alp Eri	0.45300	24000.	89	34005	No
204	GOM_NL__2PRFIN20080831_162451_00000532071_00384_34005_0762.N1	31-AUG-2008 16:24:51	Straylight	52.500	84	Alp Phe	2.3970	4500.0	105	34005	No
205	GOM_NL__2PRFIN20080831_162654_00000362071_00384_34005_0763.N1	31-AUG-2008 16:26:54	Straylight	35.500	31	Alp Gru	1.7340	15200.	71	34005	No
206	GOM_NL__2PRFIN20080831_163058_00000482071_00384_34005_0764.N1	31-AUG-2008 16:30:58	Straylight	48.000	18	24Alp PsA	1.1660	9700.0	96	34005	No
207	GOM_NL__2PRFIN20080831_163548_00000462071_00384_34005_0765.N1	31-AUG-2008 16:35:48	Bright	46.000	142	49Del Cap	2.8500	8900.0	92	34005	No
208	GOM_NL__2PRFIN20080831_163857_00000372071_00384_34005_0766.N1	31-AUG-2008 16:38:57	Bright	37.000	154	22Bet Aqr	2.8990	5700.0	74	34005	No
209	GOM_NL__2PRFIN20080831_164025_00000412071_00384_34005_0767.N1	31-AUG-2008 16:40:25	Bright	40.500	162	34Alp Aqr	2.9440	5350.0	81	34005	No
210	GOM_NL__2PRFIN20080831_164325_00000402071_00384_34005_0768.N1	31-AUG-2008 16:43:25	Bright	39.500	61	8Eps Peg	2.1000	3900.0	79	34005	No
211	GOM_NL__2PRFIN20080831_165017_00000372071_00384_34005_0769.N1	31-AUG-2008 16:50:17	Bright	36.500	92	53Eps Cyg	2.5000	4500.0	73	34005	No
212	GOM_NL__2PRFIN20080831_165209_00000522071_00384_34005_0770.N1	31-AUG-2008 16:52:09	Bright	52.000	66	37Gam Cyg	2.2080	5900.0	104	34005	No
213	GOM_NL__2PRFIN20080831_165327_00000362071_00384_34005_0771.N1	31-AUG-2008 16:53:27	Bright	36.000	19	50Alp Cyg	1.2460	10500.	72	34005	No
214	GOM_NL__2PRFIN20080831_165825_00000352071_00384_34005_0772.N1	31-AUG-2008 16:58:25	Bright	35.000	89	5Alp Cep	2.4510	8000.0	70	34005	No
215	GOM_NL__2PRFIN20080831_170604_00000372071_00384_34005_0773.N1	31-AUG-2008 17:06:04	Bright	36.500	49	1Alp UMi	1.9900	6300.0	73	34005	No
216	GOM_NL__2PRFIN20080831_172302_00000392071_00384_34005_0774.N1	31-AUG-2008 17:23:02	Bright	39.000	24	66Alp Gem	1.5800	10200.	78	34005	No
217	GOM_NL__2PRFIN20080831_172541_00000382071_00384_34005_0775.N1	31-AUG-2008 17:25:41	Bright	38.000	170	27Eps Gem	3.0000	9700.0	76	34005	No
218	GOM_NL__2PRFIN20080831_173044_00000432071_00384_34005_0776.N1	31-AUG-2008 17:30:44	Twilight	43.000	8	10Alp CMi	0.40000	6500.0	86	34005	No
219	GOM_NL__2PRFIN20080831_173823_00000542071_00384_34005_0777.N1	31-AUG-2008 17:38:23	Dark	53.500	1	9Alp CMa	-1.4400	11000.	107	34005	No

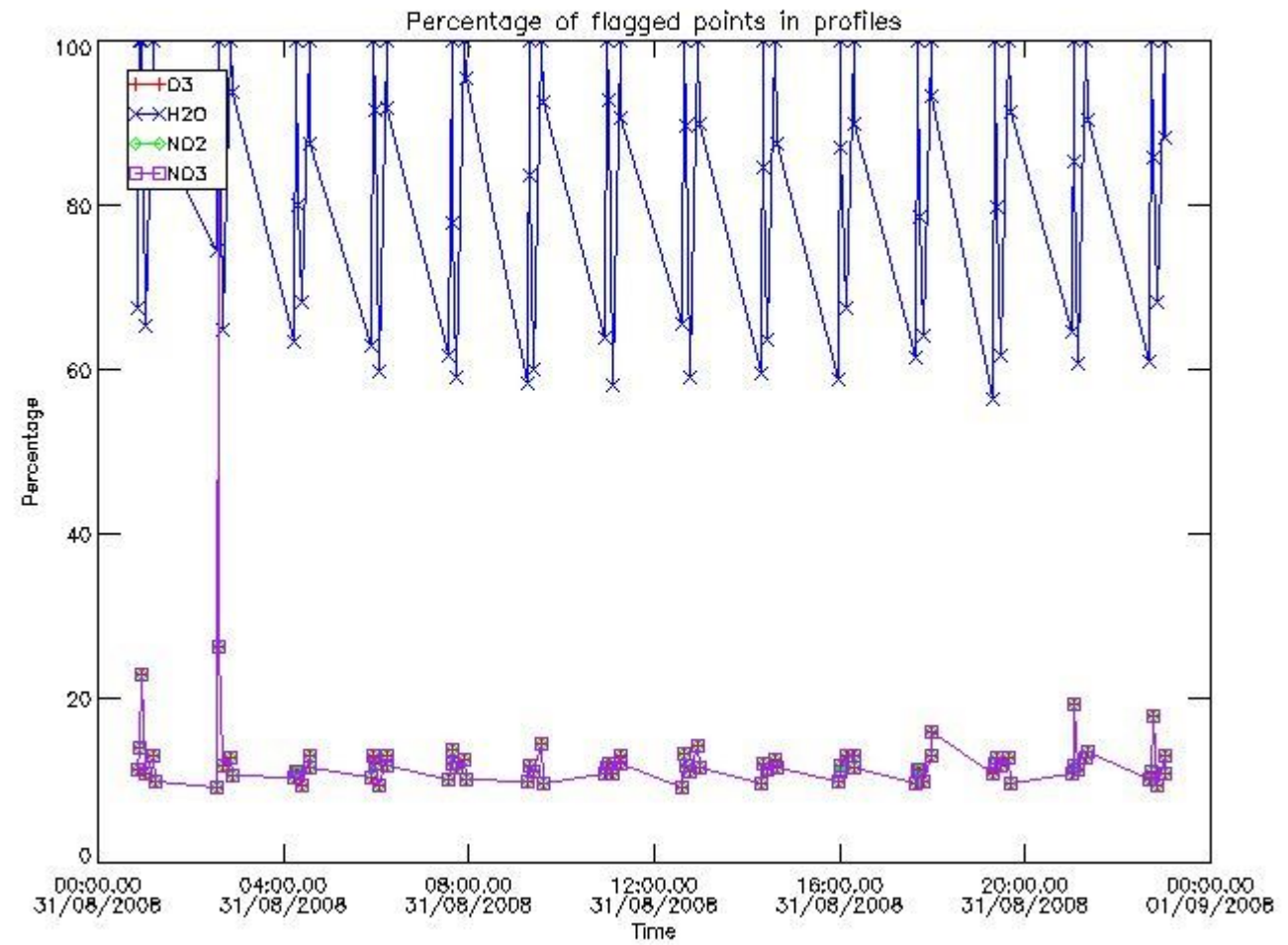
220	GOM_NL__2PRFIN20080831_174109_000000452071_00384_34005_0778.N1	31-AUG-2008 17:41:09	Dark	45.000	23	21Eps CMa	1.5020	26000.	90	34005	No
221	GOM_NL__2PRFIN20080831_174244_000000452071_00384_34005_0779.N1	31-AUG-2008 17:42:44	Dark	45.000	117	Pi Pup	2.7060	3800.0	90	34005	No
222	GOM_NL__2PRFIN20080831_174754_000000522071_00384_34005_0780.N1	31-AUG-2008 17:47:54	Dark	52.000	2	Alp Car	-0.73600	7000.0	104	34005	No
223	GOM_NL__2PRFIN20080831_175813_000000402071_00385_34006_0776.N1	31-AUG-2008 17:58:13	Dark	39.500	143	Alp Hyi	2.8570	7200.0	79	34006	No
224	GOM_NL__2PRFIN20080831_175929_000000452071_00385_34006_0777.N1	31-AUG-2008 17:59:29	Dark	45.000	9	Alp Eri	0.45300	24000.	90	34006	No
225	GOM_NL__2PRFIN20080831_180527_000000452071_00385_34006_0778.N1	31-AUG-2008 18:05:27	Straylight	44.500	84	Alp Phe	2.3970	4500.0	89	34006	No
226	GOM_NL__2PRFIN20080831_180730_000000392071_00385_34006_0779.N1	31-AUG-2008 18:07:30	Straylight	39.000	31	Alp Gru	1.7340	15200.	78	34006	No
227	GOM_NL__2PRFIN20080831_181135_000000472071_00385_34006_0780.N1	31-AUG-2008 18:11:35	Straylight	47.000	18	24Alp PsA	1.1660	9700.0	94	34006	No
228	GOM_NL__2PRFIN20080831_181625_000000452071_00385_34006_0781.N1	31-AUG-2008 18:16:25	Bright	44.500	142	49Del Cap	2.8500	8900.0	89	34006	No
229	GOM_NL__2PRFIN20080831_181933_000000382071_00385_34006_0782.N1	31-AUG-2008 18:19:33	Bright	38.000	154	22Bet Aqr	2.8990	5700.0	76	34006	No
230	GOM_NL__2PRFIN20080831_182101_000000402071_00385_34006_0783.N1	31-AUG-2008 18:21:01	Bright	39.500	162	34Alp Aqr	2.9440	5350.0	79	34006	No
231	GOM_NL__2PRFIN20080831_182401_000000392071_00385_34006_0784.N1	31-AUG-2008 18:24:01	Bright	38.500	61	8Eps Peg	2.1000	3900.0	77	34006	No
232	GOM_NL__2PRFIN20080831_183053_000000362071_00385_34006_0785.N1	31-AUG-2008 18:30:53	Bright	36.000	92	53Eps Cyg	2.5000	4500.0	72	34006	No
233	GOM_NL__2PRFIN20080831_183245_000000362071_00385_34006_0786.N1	31-AUG-2008 18:32:45	Bright	36.000	66	37Gam Cyg	2.2080	5900.0	72	34006	No
234	GOM_NL__2PRFIN20080831_183403_000000372071_00385_34006_0787.N1	31-AUG-2008 18:34:03	Bright	37.000	19	50Alp Cyg	1.2460	10500.	74	34006	No
235	GOM_NL__2PRFIN20080831_183901_000000372071_00385_34006_0788.N1	31-AUG-2008 18:39:01	Bright	36.500	89	5Alp Cep	2.4510	8000.0	73	34006	No
236	GOM_NL__2PRFIN20080831_184640_000000382071_00385_34006_0789.N1	31-AUG-2008 18:46:40	Bright	37.500	49	1Alp UMi	1.9900	6300.0	75	34006	No
237	GOM_NL__2PRFIN20080831_190337_000000382071_00385_34006_0790.N1	31-AUG-2008 19:03:37	Bright	38.000	24	66Alp Gem	1.5800	10200.	76	34006	No
238	GOM_NL__2PRFIN20080831_190617_000000272071_00385_34006_0791.N1	31-AUG-2008 19:06:17	Twilight	27.000	170	27Eps Gem	3.0000	9700.0	54	34006	No
239	GOM_NL__2PRFIN20080831_191120_000000442071_00385_34006_0792.N1	31-AUG-2008 19:11:20	Twilight	43.500	8	10Alp CMi	0.40000	6500.0	87	34006	No
240	GOM_NL__2PRFIN20080831_191900_000000522071_00385_34006_0793.N1	31-AUG-2008 19:19:00	Dark	52.000	1	9Alp CMa	-1.4400	11000.	104	34006	No
241	GOM_NL__2PRFIN20080831_192145_000000432071_00385_34006_0794.N1	31-AUG-2008 19:21:45	Dark	42.500	23	21Eps CMa	1.5020	26000.	85	34006	No
242	GOM_NL__2PRFIN20080831_192320_000000402071_00385_34006_0795.N1	31-AUG-2008 19:23:20	Dark	40.000	117	Pi Pup	2.7060	3800.0	80	34006	No
243	GOM_NL__2PRFIN20080831_192830_000000442071_00385_34006_0796.N1	31-AUG-2008 19:28:30	Dark	43.500	2	Alp Car	-0.73600	7000.0	87	34006	No
244	GOM_NL__2PRFIN20080831_193849_000000402071_00386_34007_0789.N1	31-AUG-2008 19:38:49	Dark	40.000	143	Alp Hyi	2.8570	7200.0	80	34007	No
245	GOM_NL__2PRFIN20080831_194006_000000532071_00386_34007_0790.N1	31-AUG-2008 19:40:06	Dark	53.000	9	Alp Eri	0.45300	24000.	106	34007	No
246	GOM_NL__2PRFIN20080831_194604_000000572071_00386_34007_0791.N1	31-AUG-2008 19:46:04	Straylight	57.000	84	Alp Phe	2.3970	4500.0	114	34007	No
247	GOM_NL__2PRFIN20080831_194806_000000412071_00386_34007_0792.N1	31-AUG-2008 19:48:06	Straylight	40.500	31	Alp Gru	1.7340	15200.	81	34007	No
248	GOM_NL__2PRFIN20080831_195211_000000492071_00386_34007_0793.N1	31-AUG-2008 19:52:11	Straylight	48.500	18	24Alp PsA	1.1660	9700.0	97	34007	No
249	GOM_NL__2PRFIN20080831_195701_000000452071_00386_34007_0794.N1	31-AUG-2008 19:57:01	Bright	44.500	142	49Del Cap	2.8500	8900.0	89	34007	No
250	GOM_NL__2PRFIN20080831_200009_000000382071_00386_34007_0795.N1	31-AUG-2008 20:00:09	Bright	37.500	154	22Bet Aqr	2.8990	5700.0	75	34007	No
251	GOM_NL__2PRFIN20080831_200137_000000402071_00386_34007_0796.N1	31-AUG-2008 20:01:37	Bright	39.500	162	34Alp Aqr	2.9440	5350.0	79	34007	No
252	GOM_NL__2PRFIN20080831_200436_000000392071_00386_34007_0797.N1	31-AUG-2008 20:04:36	Bright	38.500	61	8Eps Peg	2.1000	3900.0	77	34007	No
253	GOM_NL__2PRFIN20080831_201129_000000352071_00386_34007_0798.N1	31-AUG-2008 20:11:29	Bright	35.000	92	53Eps Cyg	2.5000	4500.0	70	34007	No
254	GOM_NL__2PRFIN20080831_201322_000000342071_00386_34007_0799.N1	31-AUG-2008 20:13:22	Bright	33.500	66	37Gam Cyg	2.2080	5900.0	67	34007	No
255	GOM_NL__2PRFIN20080831_201439_000000342071_00386_34007_0800.N1	31-AUG-2008 20:14:39	Bright	34.000	19	50Alp Cyg	1.2460	10500.	68	34007	No
256	GOM_NL__2PRFIN20080831_201937_000000362071_00386_34007_0801.N1	31-AUG-2008 20:19:37	Bright	36.000	89	5Alp Cep	2.4510	8000.0	72	34007	No
257	GOM_NL__2PRFIN20080831_202716_000000362071_00386_34007_0802.N1	31-AUG-2008 20:27:16	Bright	36.000	49	1Alp UMi	1.9900	6300.0	72	34007	No
258	GOM_NL__2PRFIN20080831_204414_000000362071_00386_34007_0803.N1	31-AUG-2008 20:44:14	Bright	35.500	24	66Alp Gem	1.5800	10200.	71	34007	No
259	GOM_NL__2PRFIN20080831_204653_000000272071_00386_34007_0804.N1	31-AUG-2008 20:46:53	Twilight	27.000	170	27Eps Gem	3.0000	9700.0	54	34007	No
260	GOM_NL__2PRFIN20080831_205156_000000462071_00386_34007_0805.N1	31-AUG-2008 20:51:56	Twilight	45.500	8	10Alp CMi	0.40000	6500.0	91	34007	No
261	GOM_NL__2PRFIN20080831_205936_000000472071_00386_34007_0806.N1	31-AUG-2008 20:59:36	Dark	47.000	1	9Alp CMa	-1.4400	11000.	94	34007	No
262	GOM_NL__2PRFIN20080831_210222_000000432071_00386_34007_0807.N1	31-AUG-2008 21:02:22	Dark	43.000	23	21Eps CMa	1.5020	26000.	86	34007	No
263	GOM_NL__2PRFIN20080831_210356_000000452071_00386_34007_0808.N1	31-AUG-2008 21:03:56	Dark	45.000	117	Pi Pup	2.7060	3800.0	90	34007	No
264	GOM_NL__2PRFIN20080831_210906_000000452071_00386_34007_0809.N1	31-AUG-2008 21:09:06	Dark	45.000	2	Alp Car	-0.73600	7000.0	90	34007	No
265	GOM_NL__2PRFIN20080831_211925_000000402071_00387_34008_0804.N1	31-AUG-2008 21:19:25	Dark	40.000	143	Alp Hyi	2.8570	7200.0	80	34008	No
266	GOM_NL__2PRFIN20080831_212042_000000422071_00387_34008_0805.N1	31-AUG-2008 21:20:42	Dark	41.500	9	Alp Eri	0.45300	24000.	83	34008	No
267	GOM_NL__2PRFIN20080831_212640_000000512071_00387_34008_0806.N1	31-AUG-2008 21:26:40	Straylight	51.000	84	Alp Phe	2.3970	4500.0	102	34008	No
268	GOM_NL__2PRFIN20080831_212842_000000422071_00387_34008_0807.N1	31-AUG-2008 21:28:42	Straylight	42.000	31	Alp Gru	1.7340	15200.	84	34008	No
269	GOM_NL__2PRFIN20080831_213247_000000422071_00387_34008_0808.N1	31-AUG-2008 21:32:47	Straylight	42.000	18	24Alp PsA	1.1660	9700.0	84	34008	No
270	GOM_NL__2PRFIN20080831_213737_000000472071_00387_34008_0809.N1	31-AUG-2008 21:37:37	Bright	47.000	142	49Del Cap	2.8500	8900.0	94	34008	No
271	GOM_NL__2PRFIN20080831_214045_000000382071_00387_34008_0810.N1	31-AUG-2008 21:40:45	Bright	37.500	154	22Bet Aqr	2.8990	5700.0	75	34008	No
272	GOM_NL__2PRFIN20080831_214213_000000452071_00387_34008_0811.N1	31-AUG-2008 21:42:13	Bright	45.000	162	34Alp Aqr	2.9440	5350.0	90	34008	No
273	GOM_NL__2PRFIN20080831_214512_000000422071_00387_34008_0812.N1	31-AUG-2008 21:45:12	Bright	41.500	61	8Eps Peg	2.1000	3900.0	83	34008	No
274	GOM_NL__2PRFIN20080831_215205_000000372071_00387_34008_0813.N1	31-AUG-2008 21:52:05	Bright	37.000	92	53Eps Cyg	2.5000	4500.0	74	34008	No
275	GOM_NL__2PRFIN20080831_215358_000000342071_00387_34008_0814.N1	31-AUG-2008 21:53:58	Bright	33.500	66	37Gam Cyg	2.2080	5900.0	67	34008	No
276	GOM_NL__2PRFIN20080831_215515_000000342071_00387_34008_0815.N1	31-AUG-2008 21:55:15	Bright	33.500	19	50Alp Cyg	1.2460	10500.	67	34008	No
277	GOM_NL__2PRFIN20080831_220012_000000342071_00387_34008_0816.N1	31-AUG-2008 22:00:12	Bright	34.000	89	5Alp Cep	2.4510	8000.0	68	34008	No
278	GOM_NL__2PRFIN20080831_220751_000000362071_00387_34008_0817.N1	31-AUG-2008 22:07:51	Bright	35.500	49	1Alp UMi	1.9900	6300.0	71	34008	No

279	GOM_NL__2PRFIN20080831_222450_000000392071_00387_34008_0818.N1	31-AUG-2008 22:24:50	Bright	38.500	24	66Alp Gem	1.5800	10200.	77	34008	No
280	GOM_NL__2PRFIN20080831_223232_000000492071_00387_34008_0819.N1	31-AUG-2008 22:32:32	Twilight	49.000	8	10Alp CMi	0.40000	6500.0	98	34008	No
281	GOM_NL__2PRFIN20080831_224013_000000512071_00387_34008_0820.N1	31-AUG-2008 22:40:13	Dark	50.500	1	9Alp CMa	-1.4400	11000.	101	34008	No
282	GOM_NL__2PRFIN20080831_224258_000000462071_00387_34008_0821.N1	31-AUG-2008 22:42:58	Dark	45.500	23	21Eps CMa	1.5020	26000.	91	34008	No
283	GOM_NL__2PRFIN20080831_224432_000000432071_00387_34008_0822.N1	31-AUG-2008 22:44:32	Dark	43.000	117	Pi Pup	2.7060	3800.0	86	34008	No
284	GOM_NL__2PRFIN20080831_224942_000000542071_00387_34008_0823.N1	31-AUG-2008 22:49:42	Dark	54.000	2	Alp Car	-0.73600	7000.0	108	34008	No
285	GOM_NL__2PRFIN20080831_230002_000000392071_00388_34009_0824.N1	31-AUG-2008 23:00:02	Dark	39.000	143	Alp Hyi	2.8570	7200.0	78	34009	No
286	GOM_NL__2PRFIN20080831_230119_000000472071_00388_34009_0825.N1	31-AUG-2008 23:01:19	Dark	47.000	9	Alp Eri	0.45300	24000.	94	34009	No
287	GOM_NL__2PRFIN20080831_230716_000000512071_00388_34009_0826.N1	31-AUG-2008 23:07:16	Straylight	50.500	84	Alp Phe	2.3970	4500.0	101	34009	No
288	GOM_NL__2PRFIN20080831_230918_000000382071_00388_34009_0827.N1	31-AUG-2008 23:09:18	Straylight	37.500	31	Alp Gru	1.7340	15200.	75	34009	No
289	GOM_NL__2PRFIN20080831_231323_000000452071_00388_34009_0828.N1	31-AUG-2008 23:13:23	Straylight	45.000	18	24Alp PsA	1.1660	9700.0	90	34009	No
290	GOM_NL__2PRFIN20080831_231813_000000532071_00388_34009_0829.N1	31-AUG-2008 23:18:13	Bright	53.000	142	49Del Cap	2.8500	8900.0	106	34009	No
291	GOM_NL__2PRFIN20080831_232120_000000382071_00388_34009_0830.N1	31-AUG-2008 23:21:20	Bright	37.500	154	22Bet Aqr	2.8990	5700.0	75	34009	No
292	GOM_NL__2PRFIN20080831_232248_000000562071_00388_34009_0831.N1	31-AUG-2008 23:22:48	Bright	56.000	162	34Alp Aqr	2.9440	5350.0	112	34009	No
293	GOM_NL__2PRFIN20080831_232548_000000392071_00388_34009_0832.N1	31-AUG-2008 23:25:48	Bright	39.000	61	8Eps Peg	2.1000	3900.0	78	34009	No
294	GOM_NL__2PRFIN20080831_233241_000000352071_00388_34009_0833.N1	31-AUG-2008 23:32:41	Bright	34.500	92	53Eps Cyg	2.5000	4500.0	69	34009	No
295	GOM_NL__2PRFIN20080831_233434_000000372071_00388_34009_0834.N1	31-AUG-2008 23:34:34	Bright	37.000	66	37Gam Cyg	2.2080	5900.0	74	34009	No
296	GOM_NL__2PRFIN20080831_233551_000000352071_00388_34009_0835.N1	31-AUG-2008 23:35:51	Bright	34.500	19	50Alp Cyg	1.2460	10500.	69	34009	No
297	GOM_NL__2PRFIN20080831_234048_000000342071_00388_34009_0836.N1	31-AUG-2008 23:40:48	Bright	33.500	89	5Alp Cep	2.4510	8000.0	67	34009	No
298	GOM_NL__2PRFIN20080831_234827_000000332071_00388_34009_0837.N1	31-AUG-2008 23:48:27	Bright	33.000	49	1Alp UMi	1.9900	6300.0	66	34009	No

3. Quality information per product

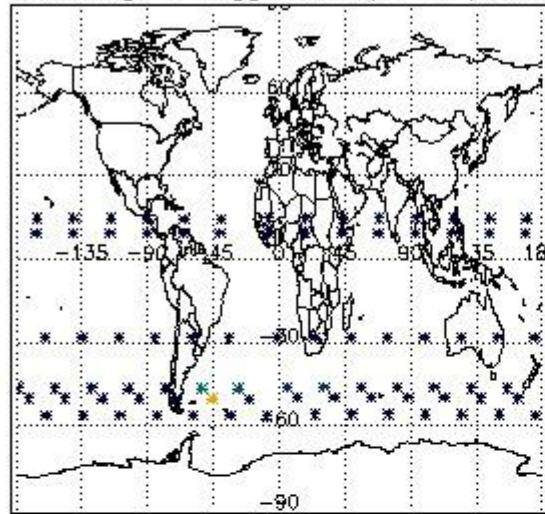
In this section it is plotted some information contained in the Quality Summary data set of the level 2 products. Only products in dark limb conditions and without errors (error flag in the MPH set to "0") are used.

3.1 Plot quality information per product (time dependant)

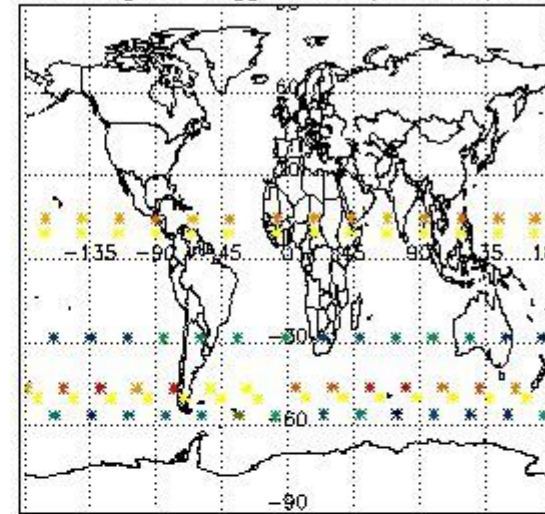


3.2 Plot quality information per product (world map)

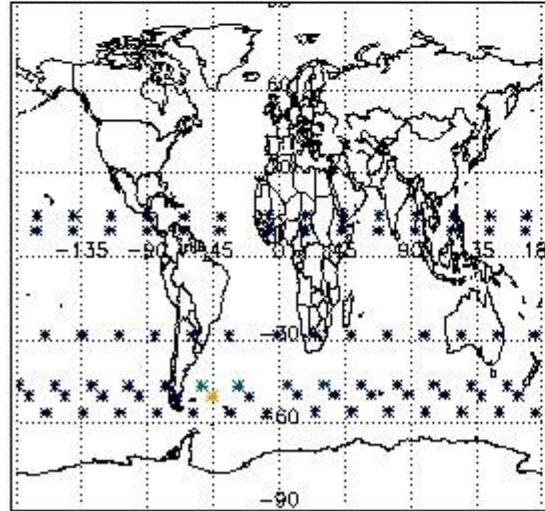
Percentage of flagged data per O3 profile



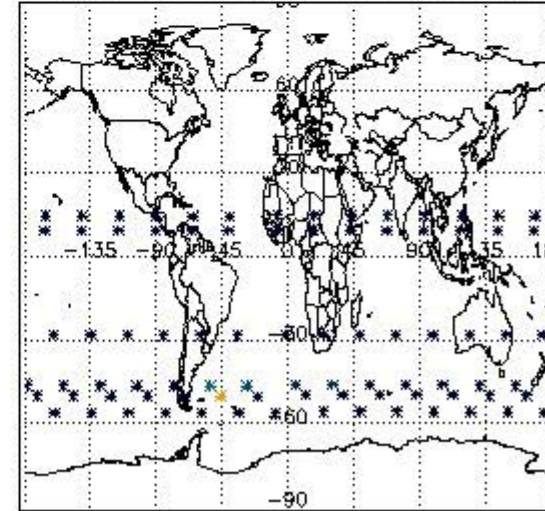
Percentage of flagged data per H2O profile



Percentage of flagged data per NO2 profile



Percentage of flagged data per NO3 profile

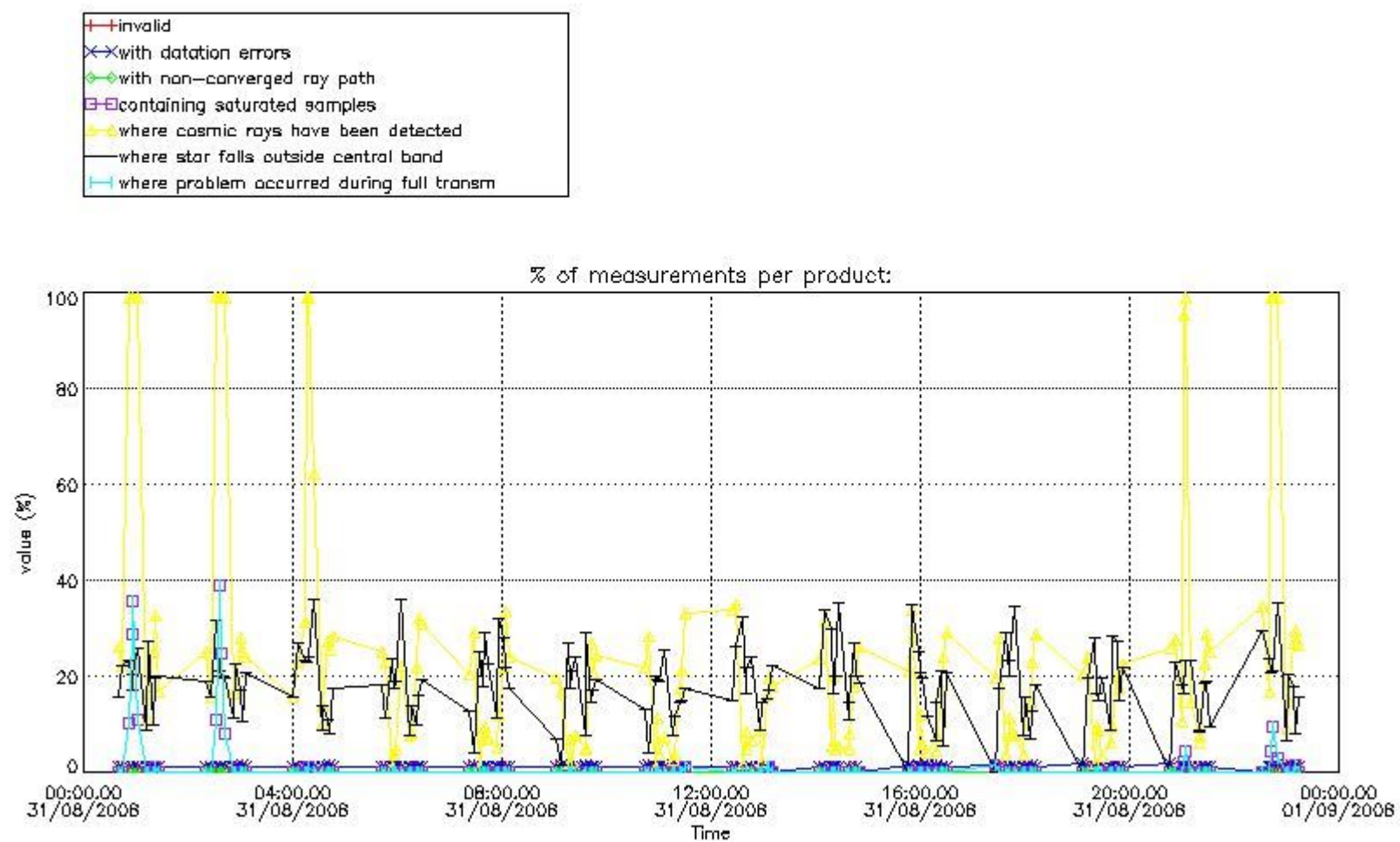


4. Level 1 quality information per product

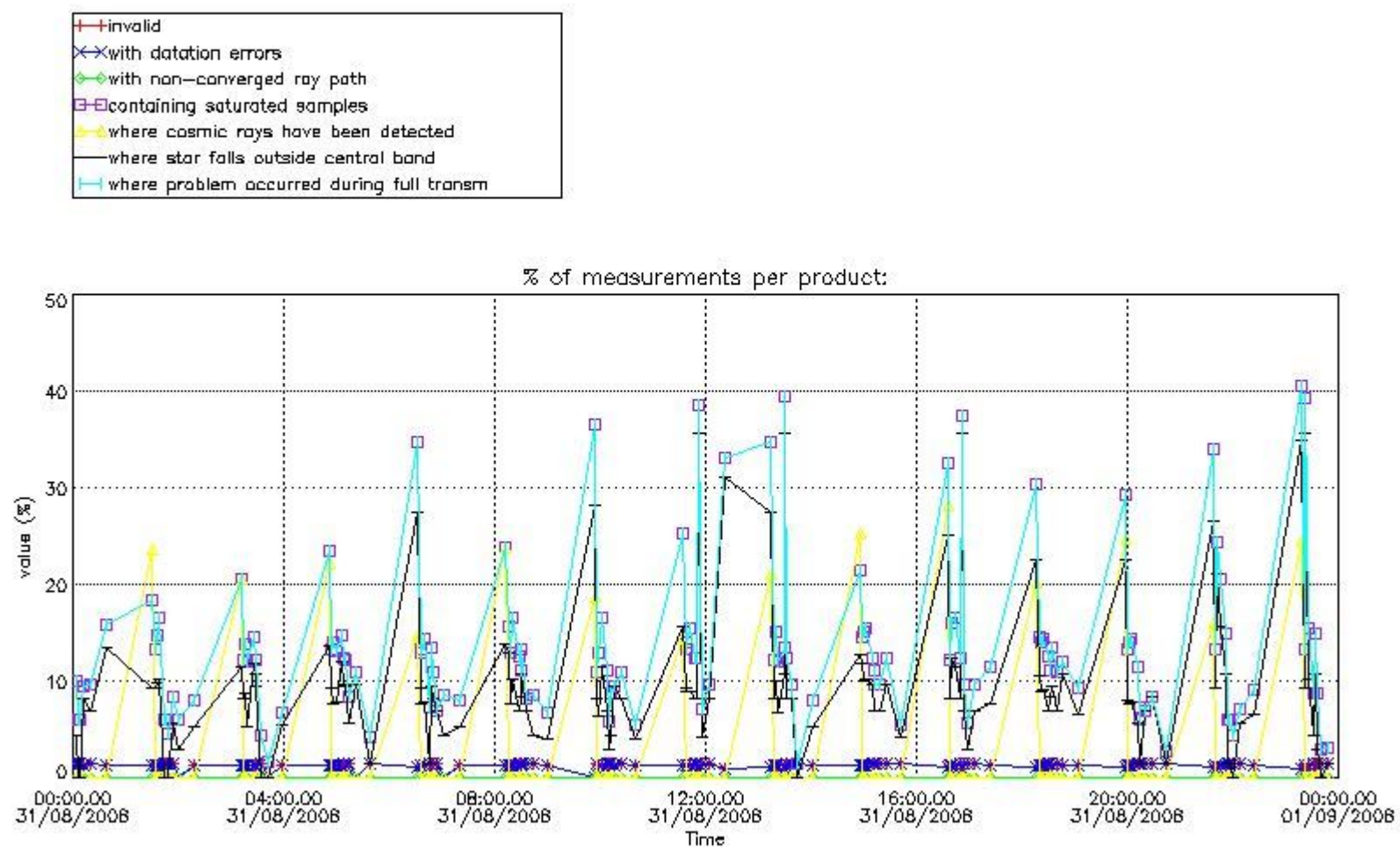
In this section it is plotted some information contained in the Quality Summary data set of the level 2 products that comes from the level 1b processing. Products without errors (error flag in the MPH set to "0") are used.

4.1 Plot quality information per product (time dependant) coming from level 1b processing

4.1.1 Plot level 1 quality information per product (time dependant): ENVISAT ASCENDING passes

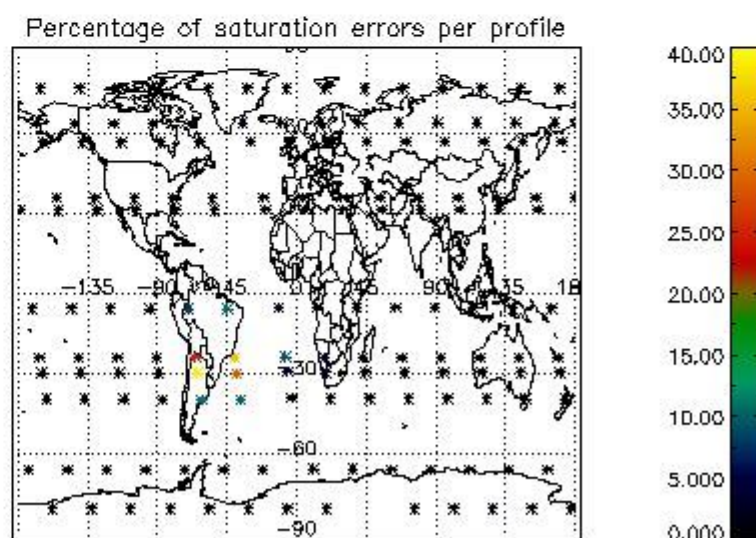
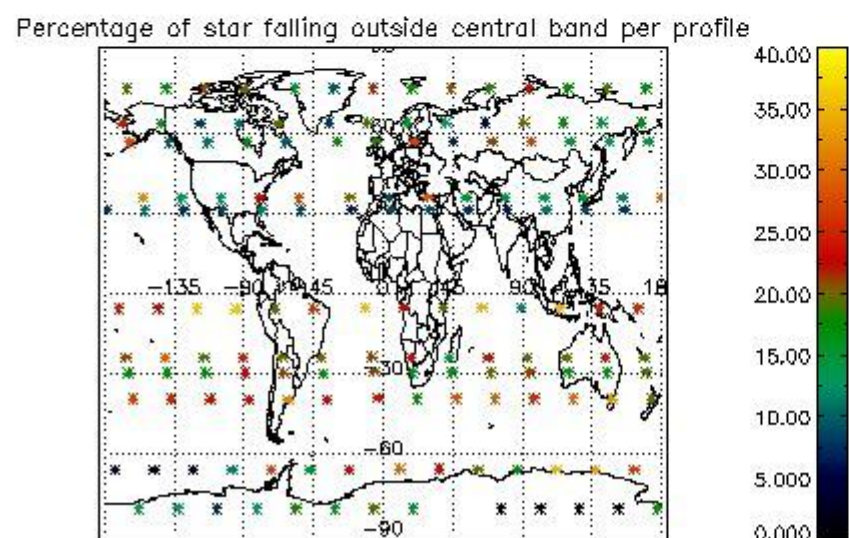
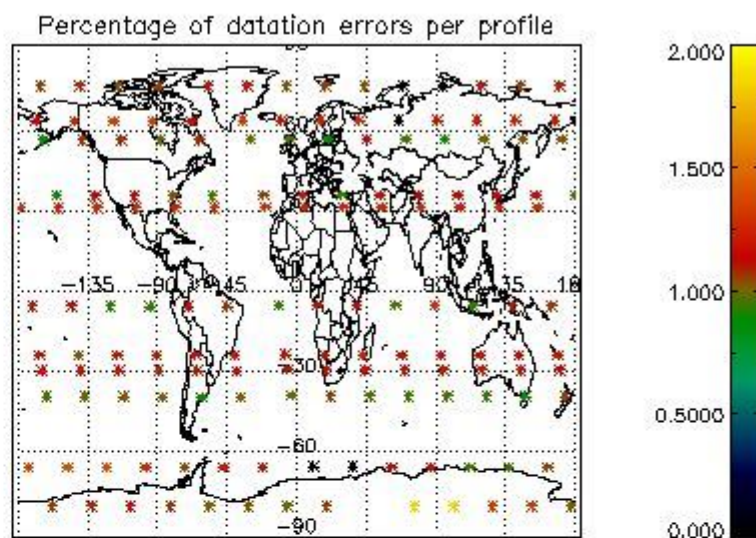
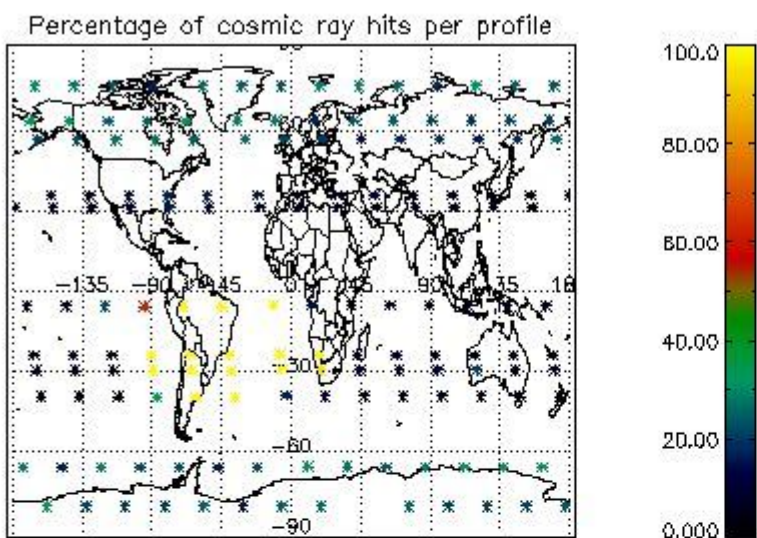


4.1.2 Plot level 1 quality information per product (time dependant): ENVI SAT DESCENDING passes

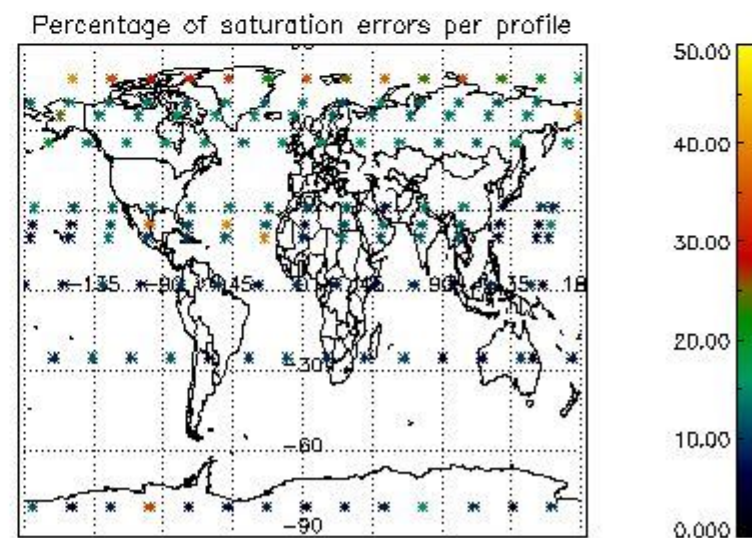
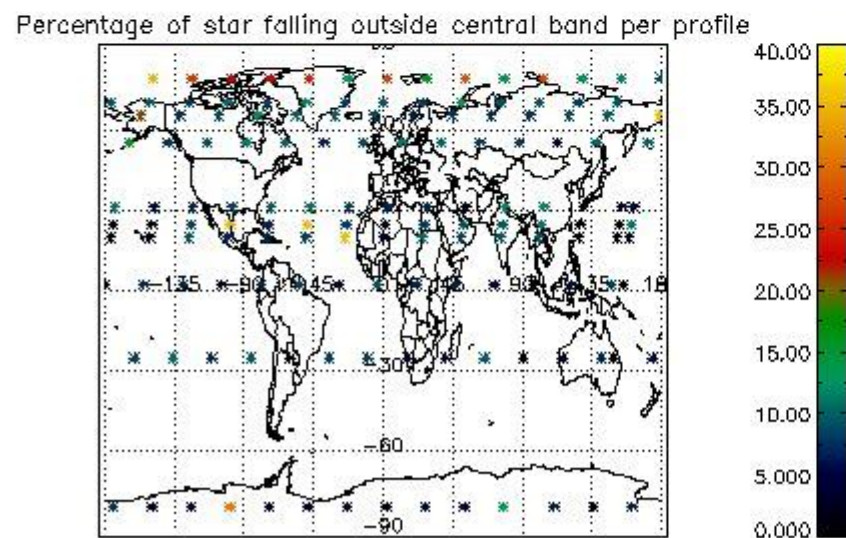
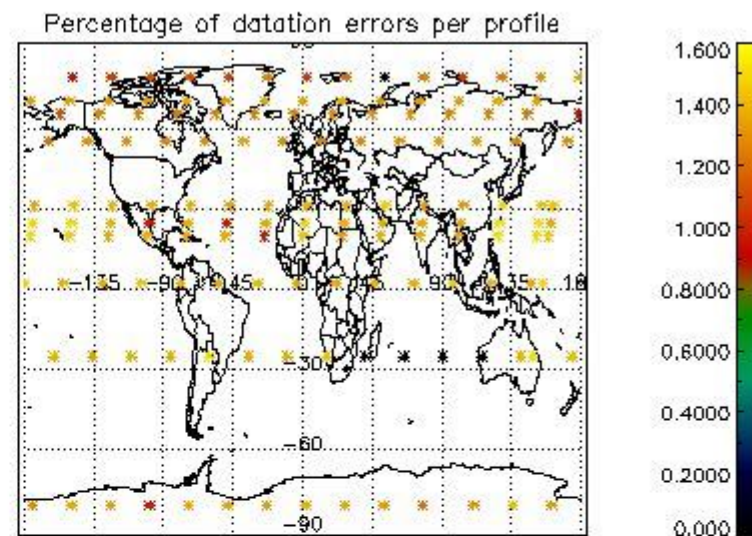
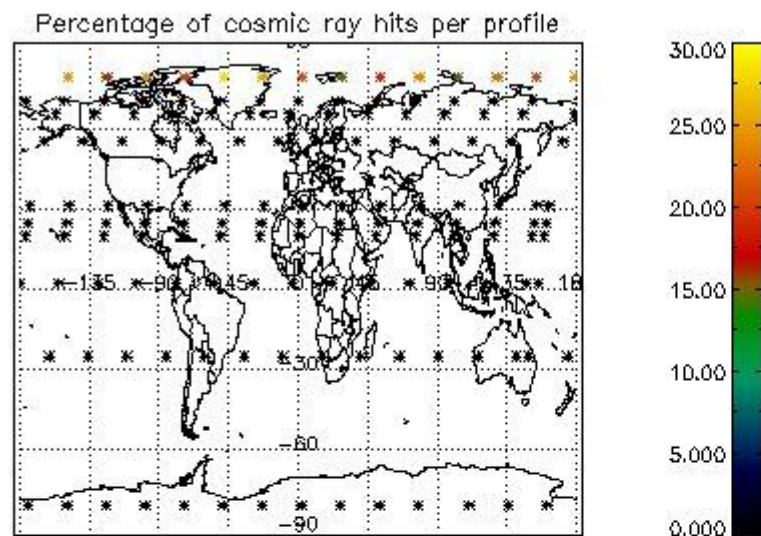


4.2 Plot quality information per product coming from level 1b processing (world map)

4.2.1 Plot level 1 quality information per product (world map): ENVISAT ASCENDING passes



4.2.2 Plot level 1 quality information per product (world map): ENVISAT DESCENDING passes



5. Trace gas profiles

5.1 Ozone statistics based on quality of products

The final quality of the products can be "measured" using the STD (Standard Deviation) attached to every point profile. This information is written to the parameter GOM_NL__2P/NL_LOCAL_SPECIES_DENSITY/o3_std of the level 2 products. The table below shows the statistics for given STD ranges.

The statistics are given with respect to the overall valid production:

- Products without fatal errors: GOM_NL__2P/MPH/PRODUCT_ERR=0
- Valid point profile: GOM_NL__2P/NL_LOCAL_SPECIES_DENSITY/pcd(0)=0

The 'Criteria' is applied to valid points of dark limb products:

- Products in dark limb illumination condition: GOM_NL__2P/NL_SUMMARY_QUALITY/obs_ill_cond=0
- Products without fatal errors: GOM_NL__2P/MPH/PRODUCT_ERR=0
- Valid point profile: GOM_NL__2P/NL_LOCAL_SPECIES_DENSITY/pcd(0)=0

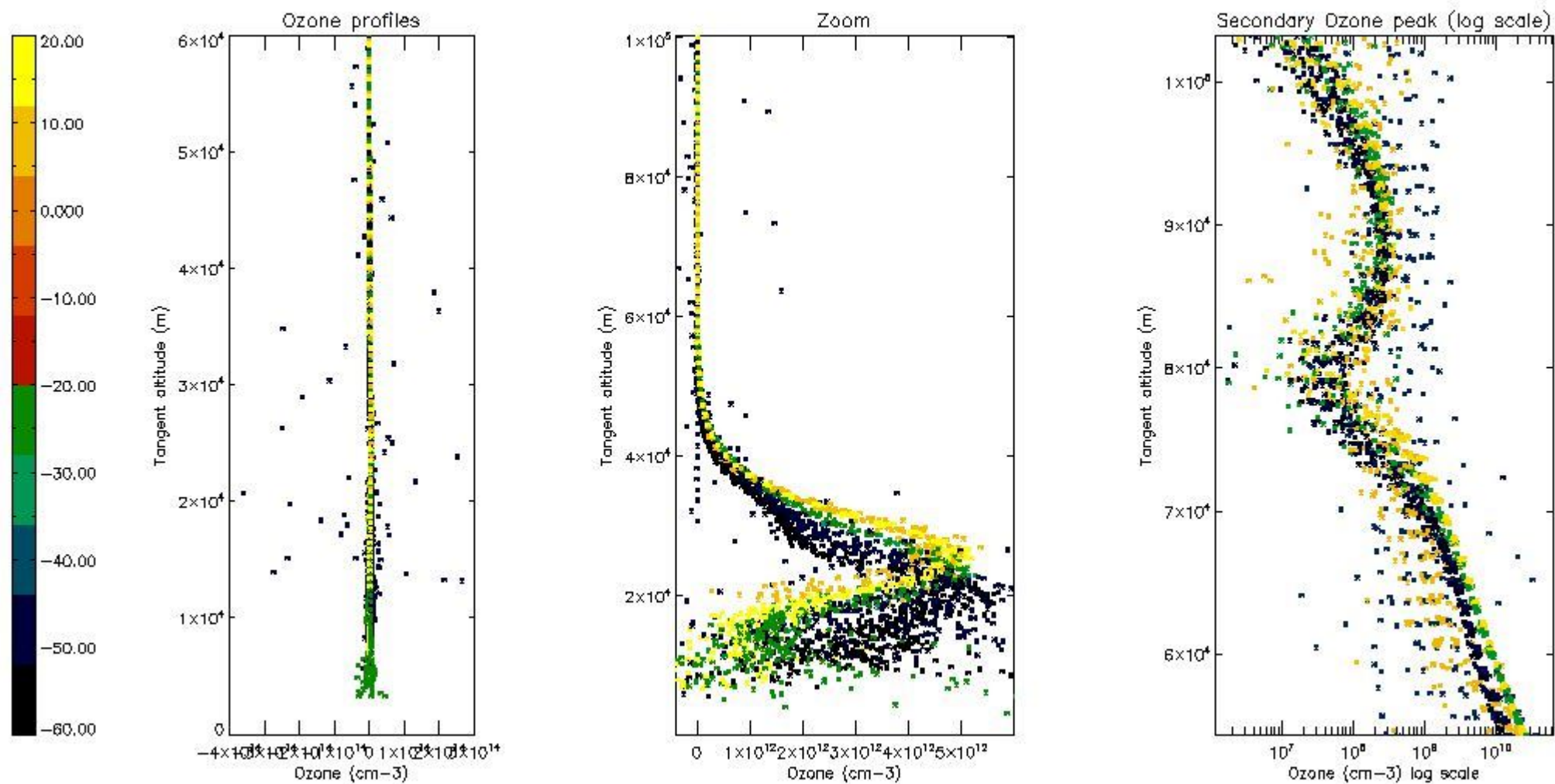
So, the table below shows the percentage of dark limb and valid observations for each criteria with respect to the overall valid daily observations.

Criteria	% of total production
All STD	31
STD < 20	19

STD < 10	15
STD < 5	12

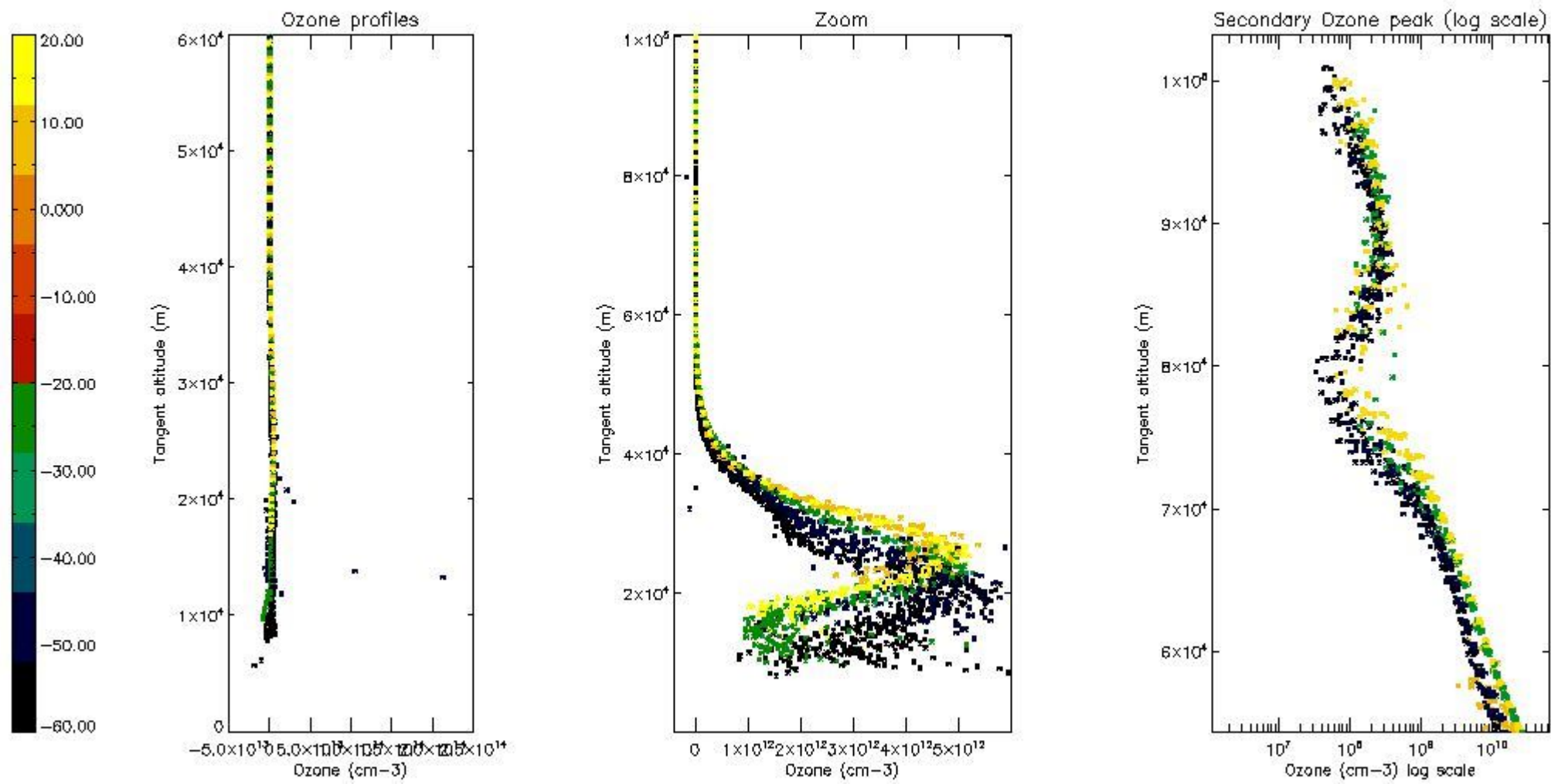
5.2 Plot ozone profiles for all STD (dark without errors)

The colorbar represents the latitude.



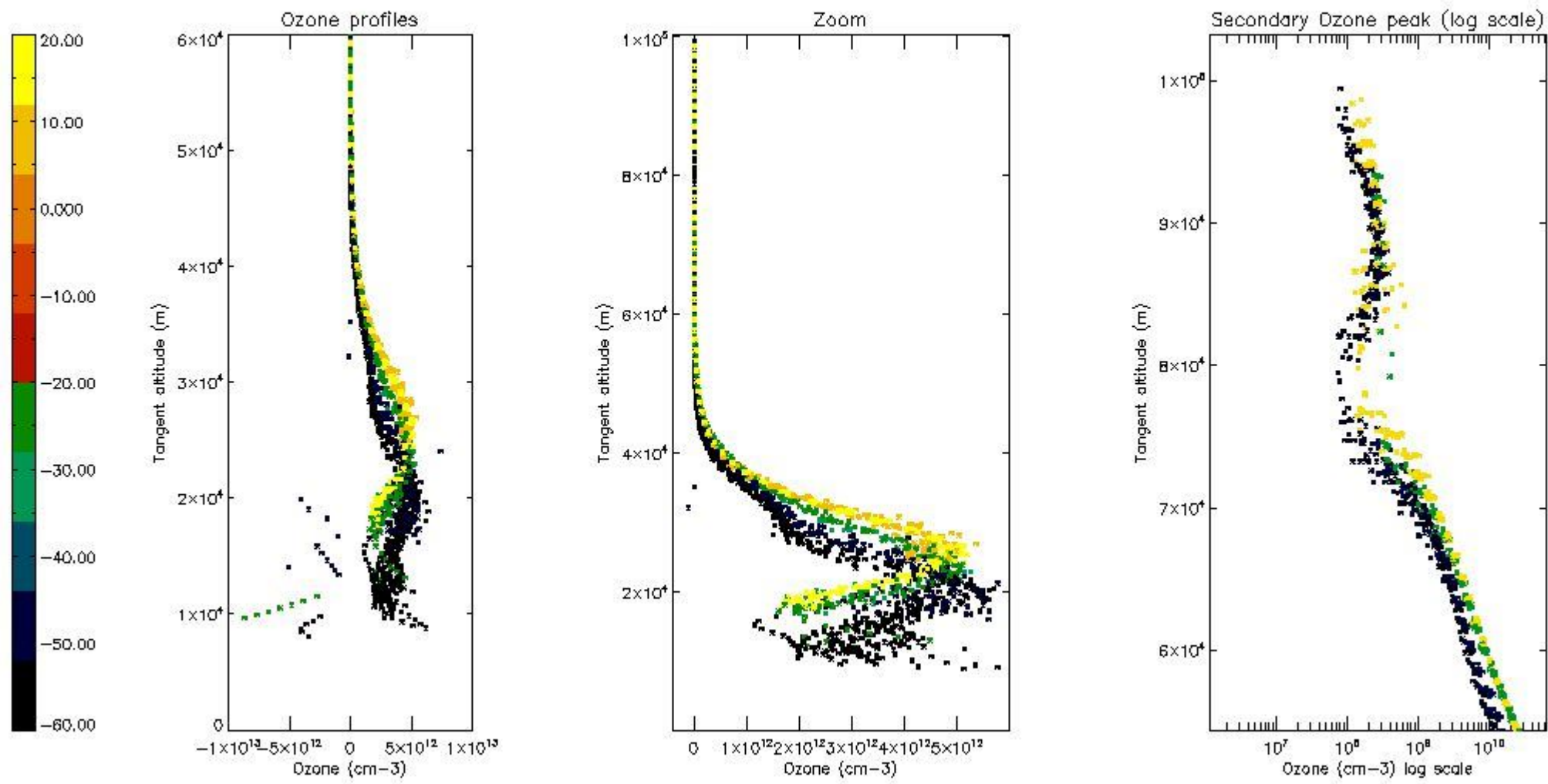
5.3 Plot ozone profiles where STD < 20% (dark without errors)

The colorbar represents the latitude.



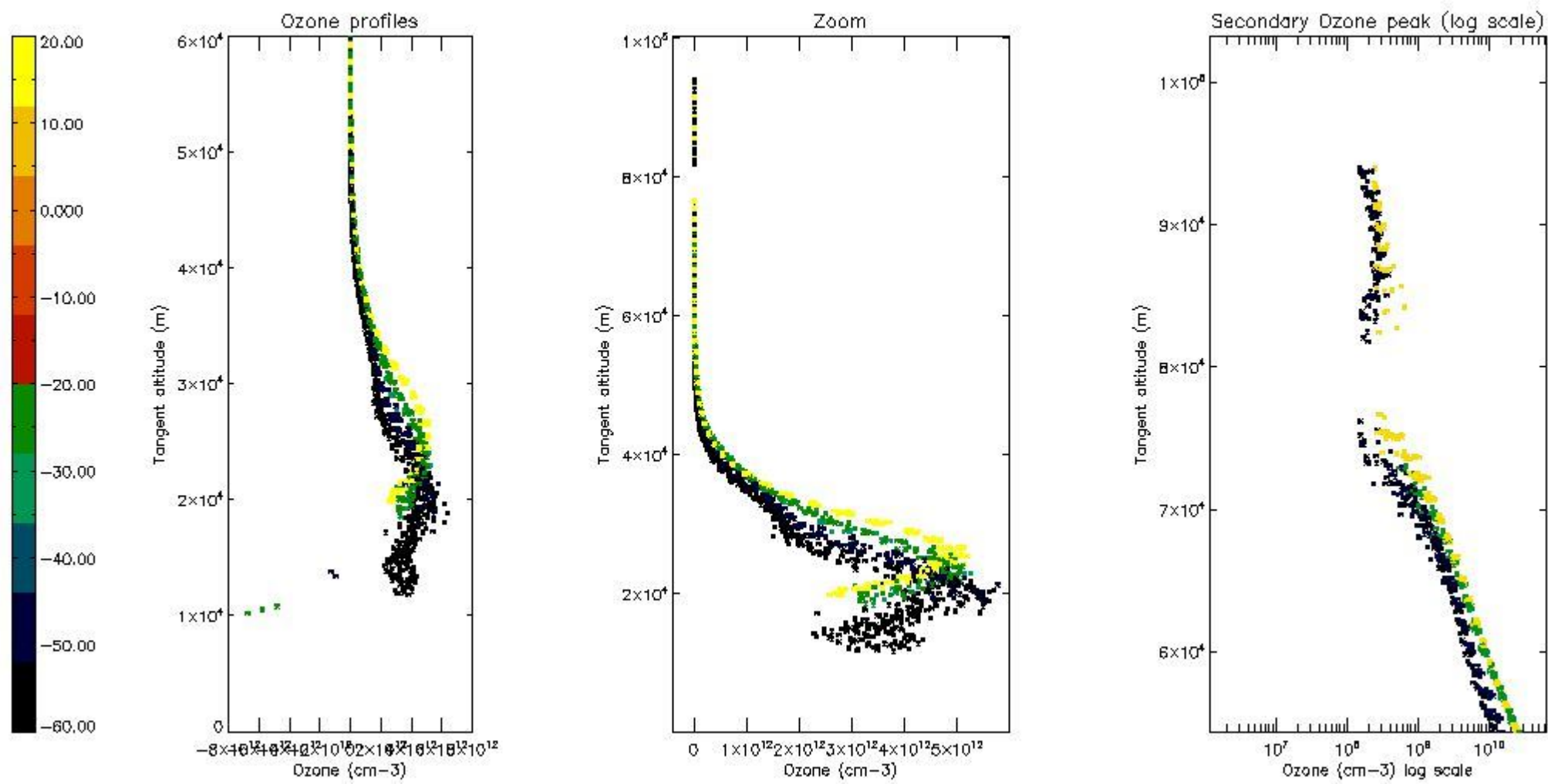
5.4 Plot ozone profiles where $STD < 10\%$ (dark without errors)

The colorbar represents the latitude.



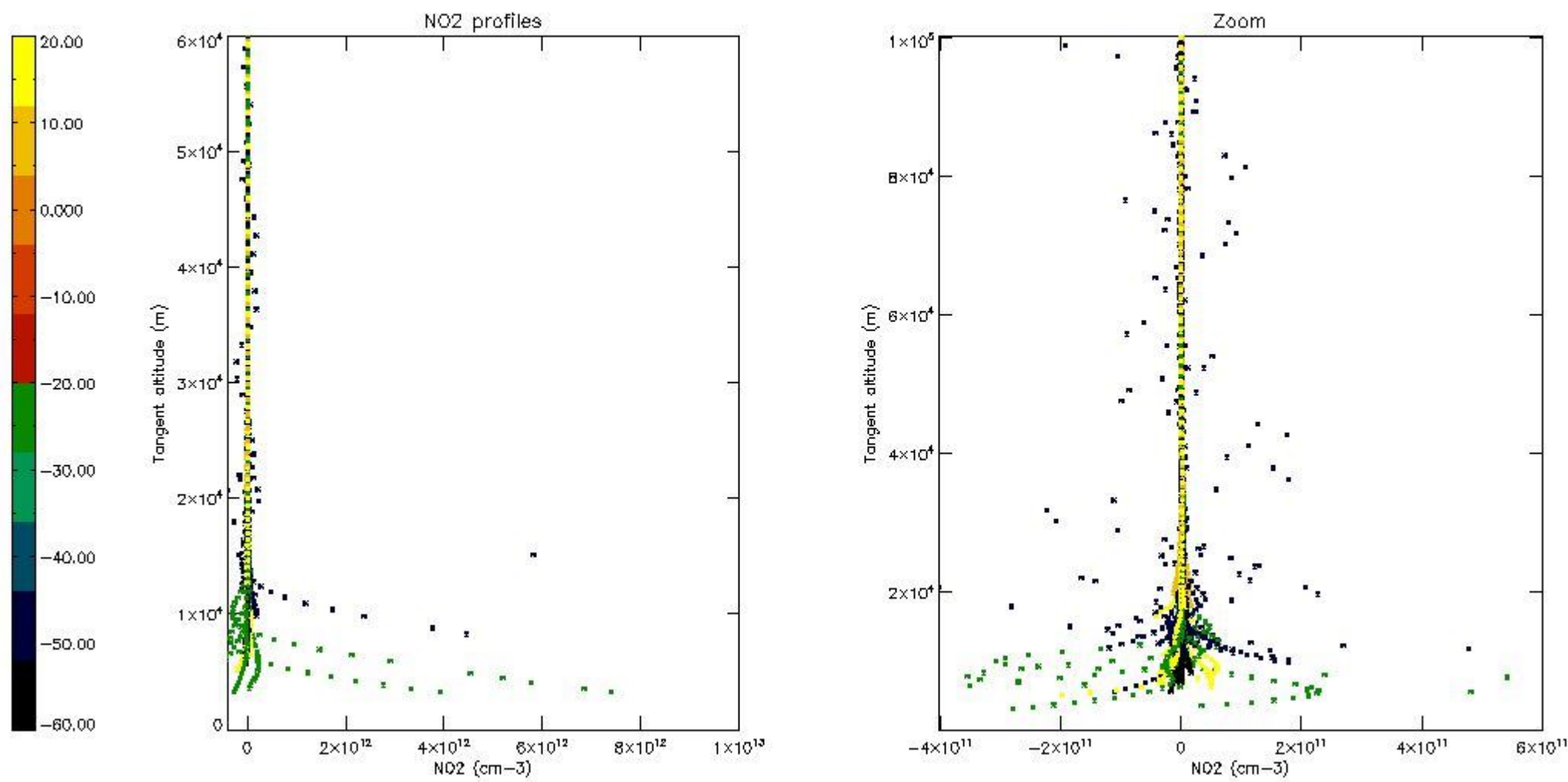
5.5 Plot ozone profiles where STD < 5% (dark without errors)

The colorbar represents the latitude.



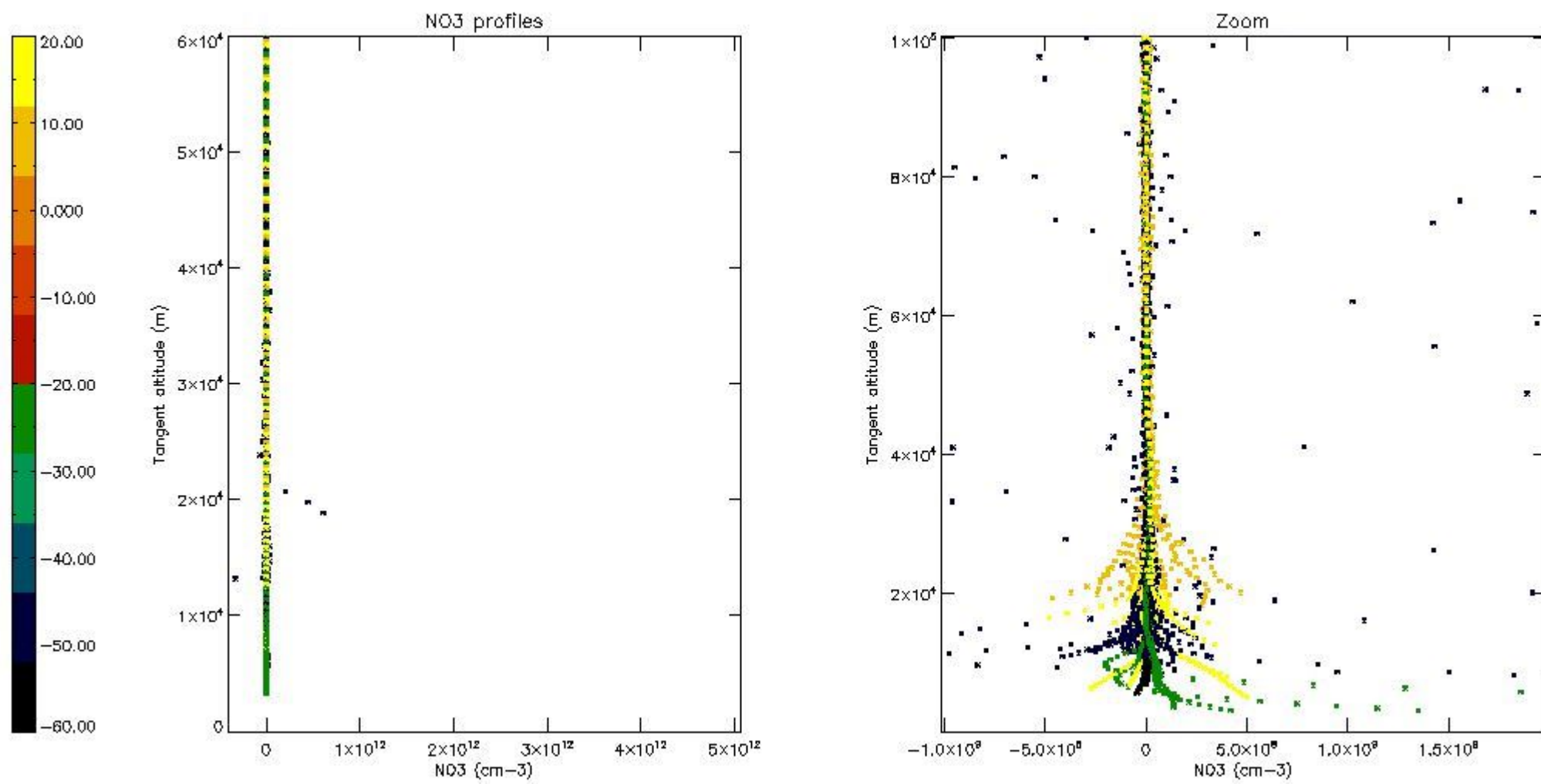
5.6 Plot NO₂ profiles for all STD (dark without errors)

The colorbar represents the latitude.



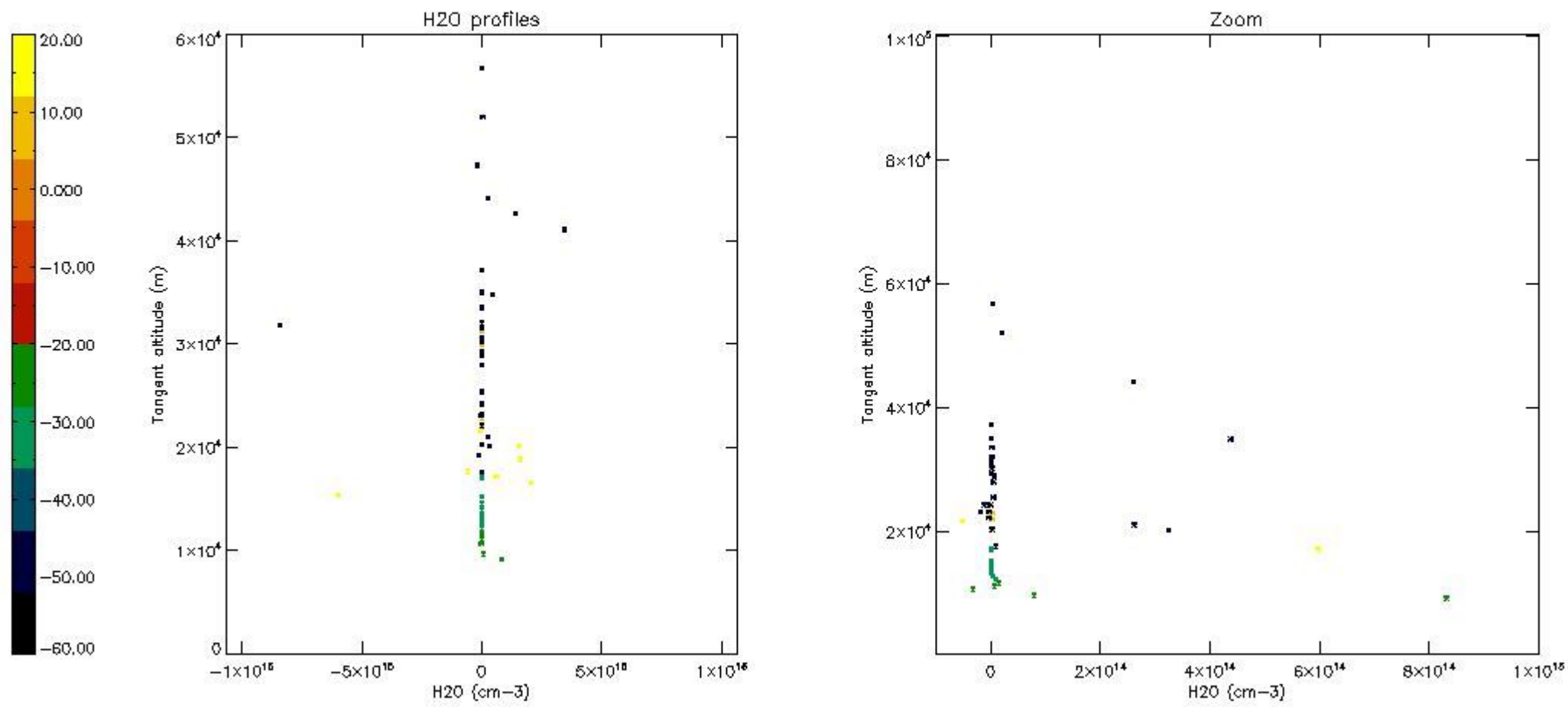
5.7 Plot NO3 profiles for all STD (dark without errors)

The colorbar represents the latitude.



5.8 Plot H2O profiles for all STD (only for occultations of stars 1,2,3,4,13,14,16,26,63 dark without errors)

The colorbar represents the latitude.



6. Auxiliary Data Files used for the production reported in section 2

The number reported in the third column indicates since which file (see list in section 2) the corresponding auxiliary file has been used. The fourth column is the date of those product files.

Type	Auxiliary Filename	Used since product	Used since product date
INST_PHYS_CHARACTERISTICS	GOM_INS_AXVIEC20091111_143220_20030716_120000_20500101_000000	1	31-AUG-2008 00:04:17
LEVEL-2_PROC_CONFIG	GOM_PR2_AXVIEC20091111_152718_20020301_000000_20500101_000000	1	31-AUG-2008 00:04:17
CROSS_SECTIONS_FILE	GOM_CRS_AXVIEC20091111_154832_20020301_000000_20500101_000000	1	31-AUG-2008 00:04:17

GOMOS Level 2 Daily Report

SUMMARY

[1. General Info](#)

[2. Summary of processed GOM_NL_2P products](#)

[3. Level 2 Quality information per product](#)

[3.1 Plot of level 2 quality information per product \(time dependant\)](#)

[3.2 Plot of level 2 quality information per product \(world map\)](#)

[4. Level 1 Quality information per product \(stored on level 2 products\)](#)

[4.1 Plot of level 1 quality information per product \(time dependant\)](#)

[4.1.1 Plot of level 1 quality information per product \(time dependant\): ASCENDING](#)

[4.1.2 Plot of level 1 quality information per product \(time dependant\): DESCENDING](#)

[4.2 Plot of level 1 quality information per product \(world map\)](#)

[4.2.1 Plot of level 1 quality information per product \(world map\): ASCENDING](#)

[4.2.2 Plot of level 1 quality information per product \(world map\): DESCENDING](#)

[5. Ozone profiles based on quality statistics and other trace gas profiles](#)

[5.1 Ozone statistics based on quality of products](#)

[5.2 Plot ozone profiles for all STD \(dark without errors\)](#)

[5.3 Plot ozone profiles where STD < 20% \(dark without errors\)](#)

[5.4. Plot ozone profiles where STD < 10% \(dark without errors\)](#)

[5.5. Plot ozone profiles where STD < 5% \(dark without errors\)](#)

[5.6 Plot NO2 profiles for all STD \(dark without errors\)](#)

[5.7 Plot NO3 profiles for all STD \(dark without errors\)](#)

[5.8 Plot H2O profiles \(only for occultations of stars 1,2,3,4,13,14,16,26,63 dark without errors\) for all STD](#)

[6. Auxiliary Data Files used for the production reported in section 2](#)

This report presents the daily analysis on parameters extracted from GOMOS level 2 data (GOM_NL__2P). It is intended to monitor some important parameters that will impact the quality of these products. A list of level 2 products (and content) that have arrived during the reporting day to the PCF is also given.

Item	Value
Time of report generation	25APR2013 19:28:25
Data source version	GOMOS/6.01
Start time of products	31-08-2008 (31AUG2008 00:00:00)
Stop time of products	01-09-2008 (01SEP2008 00:00:00)
Store outputs in DB	Yes
Nb of level 2 prods	298
Nb of prods with errors	0

2. Summary of processed GOM_NL__2P products.

Nr	Filename	UTC Start time	Limb	Duration	Star Id	Star Name	Star Mag	Star Temp	Nb Meas	Orbit	Prod. error
1	GOM_NL__2PRFIN20080831_000417_000000352071_00374_33995_0625.N1	31-AUG-2008 00:04:17	Bright	35.000	92	53Eps Cyg	2.5000	4500.0	70	33995	No
2	GOM_NL__2PRFIN20080831_000609_000000332071_00374_33995_0626.N1	31-AUG-2008 00:06:09	Bright	33.000	66	37Gam Cyg	2.2080	5900.0	66	33995	No
3	GOM_NL__2PRFIN20080831_000728_000000342071_00374_33995_0627.N1	31-AUG-2008 00:07:28	Bright	33.500	19	50Alp Cyg	1.2460	10500.	67	33995	No
4	GOM_NL__2PRFIN20080831_001227_000000372071_00374_33995_0628.N1	31-AUG-2008 00:12:27	Bright	37.000	89	5Alp Cep	2.4510	8000.0	74	33995	No
5	GOM_NL__2PRFIN20080831_002005_000000362071_00374_33995_0629.N1	31-AUG-2008 00:20:05	Bright	36.000	49	1Alp UMi	1.9900	6300.0	72	33995	No
6	GOM_NL__2PRFIN20080831_003701_000000412071_00374_33995_0630.N1	31-AUG-2008 00:37:01	Bright	41.000	24	66Alp Gem	1.5800	10200.	82	33995	No
7	GOM_NL__2PRFIN20080831_003939_000000482071_00374_33995_0631.N1	31-AUG-2008 00:39:39	Bright	47.500	170	27Eps Gem	3.0000	9700.0	95	33995	No
8	GOM_NL__2PRFIN20080831_004442_000000452071_00374_33995_0632.N1	31-AUG-2008 00:44:42	Twilight	45.000	8	10Alp CMi	0.40000	6500.0	90	33995	No
9	GOM_NL__2PRFIN20080831_005218_000000502071_00374_33995_0633.N1	31-AUG-2008 00:52:18	Dark	49.500	1	9Alp CMa	-1.4400	11000.	99	33995	No
10	GOM_NL__2PRFIN20080831_005504_000000442071_00374_33995_0634.N1	31-AUG-2008 00:55:04	Dark	43.500	23	21Eps CMa	1.5020	26000.	87	33995	No
11	GOM_NL__2PRFIN20080831_005640_000000422071_00374_33995_0635.N1	31-AUG-2008 00:56:40	Dark	42.000	117	Pi Pup	2.7060	3800.0	84	33995	No
12	GOM_NL__2PRFIN20080831_010150_000000472071_00374_33995_0636.N1	31-AUG-2008 01:01:50	Dark	46.500	2	Alp Car	-0.73600	7000.0	93	33995	No
13	GOM_NL__2PRFIN20080831_011208_000000402071_00375_33996_0637.N1	31-AUG-2008 01:12:08	Dark	39.500	143	Alp Hyi	2.8570	7200.0	79	33996	No
14	GOM_NL__2PRFIN20080831_011324_000000522071_00375_33996_0638.N1	31-AUG-2008 01:13:24	Dark	51.500	9	Alp Eri	0.45300	24000.	103	33996	No
15	GOM_NL__2PRFIN20080831_011922_000000462071_00375_33996_0639.N1	31-AUG-2008 01:19:22	Straylight	46.000	84	Alp Phe	2.3970	4500.0	92	33996	No
16	GOM_NL__2PRFIN20080831_012128_000000432071_00375_33996_0640.N1	31-AUG-2008 01:21:28	Straylight	43.000	31	Alp Gru	1.7340	15200.	86	33996	No
17	GOM_NL__2PRFIN20080831_012533_000000482071_00375_33996_0641.N1	31-AUG-2008 01:25:33	Straylight	47.500	18	24Alp PsA	1.1660	9700.0	95	33996	No
18	GOM_NL__2PRFIN20080831_013024_000000382071_00375_33996_0642.N1	31-AUG-2008 01:30:24	Bright	38.000	142	49Del Cap	2.8500	8900.0	76	33996	No
19	GOM_NL__2PRFIN20080831_013332_000000382071_00375_33996_0643.N1	31-AUG-2008 01:33:32	Bright	37.500	154	22Bet Aqr	2.8990	5700.0	75	33996	No
20	GOM_NL__2PRFIN20080831_013502_000000412071_00375_33996_0644.N1	31-AUG-2008 01:35:02	Bright	40.500	162	34Alp Aqr	2.9440	5350.0	81	33996	No
21	GOM_NL__2PRFIN20080831_013802_000000402071_00375_33996_0645.N1	31-AUG-2008 01:38:02	Bright	39.500	61	8Eps Peg	2.1000	3900.0	79	33996	No
22	GOM_NL__2PRFIN20080831_014453_000000342071_00375_33996_0646.N1	31-AUG-2008 01:44:53	Bright	33.500	92	53Eps Cyg	2.5000	4500.0	67	33996	No
23	GOM_NL__2PRFIN20080831_014645_000000332071_00375_33996_0647.N1	31-AUG-2008 01:46:45	Bright	33.000	66	37Gam Cyg	2.2080	5900.0	66	33996	No
24	GOM_NL__2PRFIN20080831_014803_000000332071_00375_33996_0648.N1	31-AUG-2008 01:48:03	Bright	33.000	19	50Alp Cyg	1.2460	10500.	66	33996	No
25	GOM_NL__2PRFIN20080831_015302_000000362071_00375_33996_0649.N1	31-AUG-2008 01:53:02	Bright	35.500	89	5Alp Cep	2.4510	8000.0	71	33996	No
26	GOM_NL__2PRFIN20080831_020040_000000342071_00375_33996_0650.N1	31-AUG-2008 02:00:40	Bright	33.500	49	1Alp UMi	1.9900	6300.0	67	33996	No
27	GOM_NL__2PRFIN20080831_021737_000000382071_00375_33996_0651.N1	31-AUG-2008 02:17:37	Bright	37.500	24	66Alp Gem	1.5800	10200.	75	33996	No
28	GOM_NL__2PRFIN20080831_022015_000000502071_00375_33996_0652.N1	31-AUG-2008 02:20:15	Bright	50.000	170	27Eps Gem	3.0000	9700.0	100	33996	No
29	GOM_NL__2PRFIN20080831_022518_000000422071_00375_33996_0653.N1	31-AUG-2008 02:25:18	Twilight	41.500	8	10Alp CMi	0.40000	6500.0	83	33996	No
30	GOM_NL__2PRFIN20080831_023254_000000562071_00375_33996_0654.N1	31-AUG-2008 02:32:54	Dark	55.500	1	9Alp CMa	-1.4400	11000.	111	33996	No
31	GOM_NL__2PRFIN20080831_023541_000000452071_00375_33996_0655.N1	31-AUG-2008 02:35:41	Dark	45.000	23	21Eps CMa	1.5020	26000.	90	33996	No
32	GOM_NL__2PRFIN20080831_023717_000000432071_00375_33996_0656.N1	31-AUG-2008 02:37:17	Dark	42.500	117	Pi Pup	2.7060	3800.0	85	33996	No
33	GOM_NL__2PRFIN20080831_024226_000000432071_00375_33996_0657.N1	31-AUG-2008 02:42:26	Dark	43.000	2	Alp Car	-0.73600	7000.0	86	33996	No
34	GOM_NL__2PRFIN20080831_025244_000000402071_00376_33997_0651.N1	31-AUG-2008 02:52:44	Dark	40.000	143	Alp Hyi	2.8570	7200.0	80	33997	No
35	GOM_NL__2PRFIN20080831_025401_000000492071_00376_33997_0652.N1	31-AUG-2008 02:54:01	Dark	48.500	9	Alp Eri	0.45300	24000.	97	33997	No
36	GOM_NL__2PRFIN20080831_025958_000000502071_00376_33997_0653.N1	31-AUG-2008 02:59:58	Straylight	50.000	84	Alp Phe	2.3970	4500.0	100	33997	No
37	GOM_NL__2PRFIN20080831_030204_000000382071_00376_33997_0654.N1	31-AUG-2008 03:02:04	Straylight	38.000	31	Alp Gru	1.7340	15200.	76	33997	No
38	GOM_NL__2PRFIN20080831_030609_000000482071_00376_33997_0655.N1	31-AUG-2008 03:06:09	Straylight	48.000	18	24Alp PsA	1.1660	9700.0	96	33997	No
39	GOM_NL__2PRFIN20080831_031100_000000392071_00376_33997_0656.N1	31-AUG-2008 03:11:00	Bright	39.000	142	49Del Cap	2.8500	8900.0	78	33997	No
40	GOM_NL__2PRFIN20080831_031408_000000372071_00376_33997_0657.N1	31-AUG-2008 03:14:08	Bright	37.000	154	22Bet Aqr	2.8990	5700.0	74	33997	No
41	GOM_NL__2PRFIN20080831_031537_000000402071_00376_33997_0658.N1	31-AUG-2008 03:15:37	Bright	40.000	162	34Alp Aqr	2.9440	5350.0	80	33997	No
42	GOM_NL__2PRFIN20080831_031838_000000382071_00376_33997_0659.N1	31-AUG-2008 03:18:38	Bright	37.500	61	8Eps Peg	2.1000	3900.0	75	33997	No

43	GOM_NL_2PRFIN20080831_032529_000000382071_00376_33997_0660.N1	31-AUG-2008 03:25:29	Bright	38.000	92	53Eps Cyg	2.5000	4500.0	76	33997	No
44	GOM_NL_2PRFIN20080831_032721_000000372071_00376_33997_0661.N1	31-AUG-2008 03:27:21	Bright	37.000	66	37Gam Cyg	2.2080	5900.0	74	33997	No
45	GOM_NL_2PRFIN20080831_032839_000000372071_00376_33997_0662.N1	31-AUG-2008 03:28:39	Bright	37.000	19	50Alp Cyg	1.2460	10500.	74	33997	No
46	GOM_NL_2PRFIN20080831_033338_000000342071_00376_33997_0663.N1	31-AUG-2008 03:33:38	Bright	34.000	89	5Alp Cep	2.4510	8000.0	68	33997	No
47	GOM_NL_2PRFIN20080831_034116_000000322071_00376_33997_0664.N1	31-AUG-2008 03:41:16	Bright	32.000	49	1Alp UMi	1.9900	6300.0	64	33997	No
48	GOM_NL_2PRFIN20080831_035813_000000372071_00376_33997_0665.N1	31-AUG-2008 03:58:13	Bright	37.000	24	66Alp Gem	1.5800	10200.	74	33997	No
49	GOM_NL_2PRFIN20080831_040052_000000482071_00376_33997_0666.N1	31-AUG-2008 04:00:52	Bright	48.000	170	27Eps Gem	3.0000	9700.0	96	33997	No
50	GOM_NL_2PRFIN20080831_040554_000000482071_00376_33997_0667.N1	31-AUG-2008 04:05:54	Twilight	48.000	8	10Alp CMi	0.40000	6500.0	96	33997	No
51	GOM_NL_2PRFIN20080831_041331_000000502071_00376_33997_0668.N1	31-AUG-2008 04:13:31	Dark	49.500	1	9Alp CMa	-1.4400	11000.	99	33997	No
52	GOM_NL_2PRFIN20080831_041617_000000462071_00376_33997_0669.N1	31-AUG-2008 04:16:17	Dark	46.000	23	21Eps CMa	1.5020	26000.	92	33997	No
53	GOM_NL_2PRFIN20080831_041753_000000462071_00376_33997_0670.N1	31-AUG-2008 04:17:53	Dark	45.500	117	Pi Pup	2.7060	3800.0	91	33997	No
54	GOM_NL_2PRFIN20080831_042302_000000542071_00376_33997_0671.N1	31-AUG-2008 04:23:02	Dark	54.000	2	Alp Car	-0.73600	7000.0	108	33997	No
55	GOM_NL_2PRFIN20080831_043321_000000402071_00377_33998_0664.N1	31-AUG-2008 04:33:21	Dark	39.500	143	Alp Hyi	2.8570	7200.0	79	33998	No
56	GOM_NL_2PRFIN20080831_043437_000000442071_00377_33998_0665.N1	31-AUG-2008 04:34:37	Dark	44.000	9	Alp Eri	0.45300	24000.	88	33998	No
57	GOM_NL_2PRFIN20080831_044035_000000462071_00377_33998_0666.N1	31-AUG-2008 04:40:35	Straylight	46.000	84	Alp Phe	2.3970	4500.0	92	33998	No
58	GOM_NL_2PRFIN20080831_044240_000000382071_00377_33998_0667.N1	31-AUG-2008 04:42:40	Straylight	37.500	31	Alp Gru	1.7340	15200.	75	33998	No
59	GOM_NL_2PRFIN20080831_044645_000000462071_00377_33998_0668.N1	31-AUG-2008 04:46:45	Straylight	46.000	18	24Alp PsA	1.1660	9700.0	92	33998	No
60	GOM_NL_2PRFIN20080831_045136_000000412071_00377_33998_0669.N1	31-AUG-2008 04:51:36	Bright	40.500	142	49Del Cap	2.8500	8900.0	81	33998	No
61	GOM_NL_2PRFIN20080831_045445_000000382071_00377_33998_0670.N1	31-AUG-2008 04:54:45	Bright	37.500	154	22Bet Aqr	2.8990	5700.0	75	33998	No
62	GOM_NL_2PRFIN20080831_045613_000000402071_00377_33998_0671.N1	31-AUG-2008 04:56:13	Bright	39.500	162	34Alp Aqr	2.9440	5350.0	79	33998	No
63	GOM_NL_2PRFIN20080831_045914_000000382071_00377_33998_0672.N1	31-AUG-2008 04:59:14	Bright	38.000	61	8Eps Peg	2.1000	3900.0	76	33998	No
64	GOM_NL_2PRFIN20080831_050605_000000382071_00377_33998_0673.N1	31-AUG-2008 05:06:05	Bright	37.500	92	53Eps Cyg	2.5000	4500.0	75	33998	No
65	GOM_NL_2PRFIN20080831_050757_000000372071_00377_33998_0674.N1	31-AUG-2008 05:07:57	Bright	36.500	66	37Gam Cyg	2.2080	5900.0	73	33998	No
66	GOM_NL_2PRFIN20080831_050915_000000372071_00377_33998_0675.N1	31-AUG-2008 05:09:15	Bright	37.000	19	50Alp Cyg	1.2460	10500.	74	33998	No
67	GOM_NL_2PRFIN20080831_051414_000000362071_00377_33998_0676.N1	31-AUG-2008 05:14:14	Bright	36.000	89	5Alp Cep	2.4510	8000.0	72	33998	No
68	GOM_NL_2PRFIN20080831_052152_000000372071_00377_33998_0677.N1	31-AUG-2008 05:21:52	Bright	36.500	49	1Alp UMi	1.9900	6300.0	73	33998	No
69	GOM_NL_2PRFIN20080831_053849_000000362071_00377_33998_0678.N1	31-AUG-2008 05:38:49	Bright	36.000	24	66Alp Gem	1.5800	10200.	72	33998	No
70	GOM_NL_2PRFIN20080831_054128_000000502071_00377_33998_0679.N1	31-AUG-2008 05:41:28	Bright	49.500	170	27Eps Gem	3.0000	9700.0	99	33998	No
71	GOM_NL_2PRFIN20080831_054630_000000402071_00377_33998_0680.N1	31-AUG-2008 05:46:30	Twilight	39.500	8	10Alp CMi	0.40000	6500.0	79	33998	No
72	GOM_NL_2PRFIN20080831_055407_000000492071_00377_33998_0681.N1	31-AUG-2008 05:54:07	Dark	49.000	1	9Alp CMa	-1.4400	11000.	98	33998	No
73	GOM_NL_2PRFIN20080831_055654_000000432071_00377_33998_0682.N1	31-AUG-2008 05:56:54	Dark	43.000	23	21Eps CMa	1.5020	26000.	86	33998	No
74	GOM_NL_2PRFIN20080831_055830_000000432071_00377_33998_0683.N1	31-AUG-2008 05:58:30	Dark	42.500	117	Pi Pup	2.7060	3800.0	85	33998	No
75	GOM_NL_2PRFIN20080831_060339_000000542071_00377_33998_0684.N1	31-AUG-2008 06:03:39	Dark	54.000	2	Alp Car	-0.73600	7000.0	108	33998	No
76	GOM_NL_2PRFIN20080831_061357_000000402071_00378_33999_0676.N1	31-AUG-2008 06:13:57	Dark	39.500	143	Alp Hyi	2.8570	7200.0	79	33999	No
77	GOM_NL_2PRFIN20080831_061514_000000442071_00378_33999_0677.N1	31-AUG-2008 06:15:14	Dark	43.500	9	Alp Eri	0.45300	24000.	87	33999	No
78	GOM_NL_2PRFIN20080831_062112_000000462071_00378_33999_0678.N1	31-AUG-2008 06:21:12	Straylight	46.000	84	Alp Phe	2.3970	4500.0	92	33999	No
79	GOM_NL_2PRFIN20080831_062317_000000412071_00378_33999_0679.N1	31-AUG-2008 06:23:17	Straylight	40.500	31	Alp Gru	1.7340	15200.	81	33999	No
80	GOM_NL_2PRFIN20080831_062721_000000472071_00378_33999_0680.N1	31-AUG-2008 06:27:21	Straylight	47.000	18	24Alp PsA	1.1660	9700.0	94	33999	No
81	GOM_NL_2PRFIN20080831_063212_000000482071_00378_33999_0681.N1	31-AUG-2008 06:32:12	Bright	47.500	142	49Del Cap	2.8500	8900.0	95	33999	No
82	GOM_NL_2PRFIN20080831_063521_000000382071_00378_33999_0682.N1	31-AUG-2008 06:35:21	Bright	37.500	154	22Bet Aqr	2.8990	5700.0	75	33999	No
83	GOM_NL_2PRFIN20080831_063649_000000392071_00378_33999_0683.N1	31-AUG-2008 06:36:49	Bright	39.000	162	34Alp Aqr	2.9440	5350.0	78	33999	No
84	GOM_NL_2PRFIN20080831_063949_000000392071_00378_33999_0684.N1	31-AUG-2008 06:39:49	Bright	38.500	61	8Eps Peg	2.1000	3900.0	77	33999	No
85	GOM_NL_2PRFIN20080831_064641_000000342071_00378_33999_0685.N1	31-AUG-2008 06:46:41	Bright	34.000	92	53Eps Cyg	2.5000	4500.0	68	33999	No
86	GOM_NL_2PRFIN20080831_064833_000000372071_00378_33999_0686.N1	31-AUG-2008 06:48:33	Bright	37.000	66	37Gam Cyg	2.2080	5900.0	74	33999	No
87	GOM_NL_2PRFIN20080831_064952_000000372071_00378_33999_0687.N1	31-AUG-2008 06:49:52	Bright	36.500	19	50Alp Cyg	1.2460	10500.	73	33999	No
88	GOM_NL_2PRFIN20080831_065450_000000362071_00378_33999_0688.N1	31-AUG-2008 06:54:50	Bright	36.000	89	5Alp Cep	2.4510	8000.0	72	33999	No
89	GOM_NL_2PRFIN20080831_070228_000000352071_00378_33999_0689.N1	31-AUG-2008 07:02:28	Bright	35.000	49	1Alp UMi	1.9900	6300.0	70	33999	No
90	GOM_NL_2PRFIN20080831_071925_000000382071_00378_33999_0690.N1	31-AUG-2008 07:19:25	Bright	37.500	24	66Alp Gem	1.5800	10200.	75	33999	No
91	GOM_NL_2PRFIN20080831_072204_000000472071_00378_33999_0691.N1	31-AUG-2008 07:22:04	Bright	46.500	170	27Eps Gem	3.0000	9700.0	93	33999	No
92	GOM_NL_2PRFIN20080831_072707_000000362071_00378_33999_0692.N1	31-AUG-2008 07:27:07	Twilight	36.000	8	10Alp CMi	0.40000	6500.0	72	33999	No
93	GOM_NL_2PRFIN20080831_073444_000000502071_00378_33999_0693.N1	31-AUG-2008 07:34:44	Dark	50.000	1	9Alp CMa	-1.4400	11000.	100	33999	No
94	GOM_NL_2PRFIN20080831_073730_000000432071_00378_33999_0694.N1	31-AUG-2008 07:37:30	Dark	42.500	23	21Eps CMa	1.5020	26000.	85	33999	No
95	GOM_NL_2PRFIN20080831_073906_000000482071_00378_33999_0695.N1	31-AUG-2008 07:39:06	Dark	48.000	117	Pi Pup	2.7060	3800.0	96	33999	No
96	GOM_NL_2PRFIN20080831_074415_000000452071_00378_33999_0696.N1	31-AUG-2008 07:44:15	Dark	44.500	2	Alp Car	-0.73600	7000.0	89	33999	No
97	GOM_NL_2PRFIN20080831_075434_000000412071_00379_34000_0694.N1	31-AUG-2008 07:54:34	Dark	40.500	143	Alp Hyi	2.8570	7200.0	81	34000	No
98	GOM_NL_2PRFIN20080831_075550_000000552071_00379_34000_0695.N1	31-AUG-2008 07:55:50	Dark	55.000	9	Alp Eri	0.45300	24000.	110	34000	No
99	GOM_NL_2PRFIN20080831_080148_000000582071_00379_34000_0696.N1	31-AUG-2008 08:01:48	Straylight	57.500	84	Alp Phe	2.3970	4500.0	115	34000	No
100	GOM_NL_2PRFIN20080831_080353_000000442071_00379_34000_0697.N1	31-AUG-2008 08:03:53	Straylight	43.500	31	Alp Gru	1.7340	15200.	87	34000	No
101	GOM_NL_2PRFIN20080831_080758_000000462071_00379_34000_0698.N1	31-AUG-2008 08:07:58	Straylight	46.000	18	24Alp PsA	1.1660	9700.0	92	34000	No

102	GOM_NL__2PRFIN20080831_081248_000000402071_00379_34000_0699.N1	31-AUG-2008 08:12:48	Bright	40.000	142	49Del Cap	2.8500	8900.0	80	34000	No
103	GOM_NL__2PRFIN20080831_081557_000000392071_00379_34000_0700.N1	31-AUG-2008 08:15:57	Bright	38.500	154	22Bet Aqr	2.8990	5700.0	77	34000	No
104	GOM_NL__2PRFIN20080831_081725_000000392071_00379_34000_0701.N1	31-AUG-2008 08:17:25	Bright	39.000	162	34Alp Aqr	2.9440	5350.0	78	34000	No
105	GOM_NL__2PRFIN20080831_082025_000000402071_00379_34000_0702.N1	31-AUG-2008 08:20:25	Bright	39.500	61	8Eps Peg	2.1000	3900.0	79	34000	No
106	GOM_NL__2PRFIN20080831_082717_000000362071_00379_34000_0703.N1	31-AUG-2008 08:27:17	Bright	36.000	92	53Eps Cyg	2.5000	4500.0	72	34000	No
107	GOM_NL__2PRFIN20080831_082909_000000362071_00379_34000_0704.N1	31-AUG-2008 08:29:09	Bright	36.000	66	37Gam Cyg	2.2080	5900.0	72	34000	No
108	GOM_NL__2PRFIN20080831_083027_000000382071_00379_34000_0705.N1	31-AUG-2008 08:30:27	Bright	37.500	19	50Alp Cyg	1.2460	10500.	75	34000	No
109	GOM_NL__2PRFIN20080831_083526_000000372071_00379_34000_0706.N1	31-AUG-2008 08:35:26	Bright	36.500	89	5Alp Cep	2.4510	8000.0	73	34000	No
110	GOM_NL__2PRFIN20080831_084304_000000352071_00379_34000_0707.N1	31-AUG-2008 08:43:04	Bright	35.000	49	1Alp UMi	1.9900	6300.0	70	34000	No
111	GOM_NL__2PRFIN20080831_090001_000000372071_00379_34000_0708.N1	31-AUG-2008 09:00:01	Bright	37.000	24	66Alp Gem	1.5800	10200.	74	34000	No
112	GOM_NL__2PRFIN20080831_090240_000000432071_00379_34000_0709.N1	31-AUG-2008 09:02:40	Bright	43.000	170	27Eps Gem	3.0000	9700.0	86	34000	No
113	GOM_NL__2PRFIN20080831_090743_000000362071_00379_34000_0710.N1	31-AUG-2008 09:07:43	Twilight	35.500	8	10Alp CMi	0.40000	6500.0	71	34000	No
114	GOM_NL__2PRFIN20080831_091520_000000522071_00379_34000_0711.N1	31-AUG-2008 09:15:20	Dark	52.000	1	9Alp CMa	-1.4400	11000.	104	34000	No
115	GOM_NL__2PRFIN20080831_091807_000000432071_00379_34000_0712.N1	31-AUG-2008 09:18:07	Dark	43.000	23	21Eps CMa	1.5020	26000.	86	34000	No
116	GOM_NL__2PRFIN20080831_091942_000000432071_00379_34000_0713.N1	31-AUG-2008 09:19:42	Dark	43.000	117	Pi Pup	2.7060	3800.0	86	34000	No
117	GOM_NL__2PRFIN20080831_092452_000000462071_00379_34000_0714.N1	31-AUG-2008 09:24:52	Dark	45.500	2	Alp Car	-0.73600	7000.0	91	34000	No
118	GOM_NL__2PRFIN20080831_093510_000000392071_00380_34001_0702.N1	31-AUG-2008 09:35:10	Dark	39.000	143	Alp Hyi	2.8570	7200.0	78	34001	No
119	GOM_NL__2PRFIN20080831_093627_000000542071_00380_34001_0703.N1	31-AUG-2008 09:36:27	Dark	53.500	9	Alp Eri	0.45300	24000.	107	34001	No
120	GOM_NL__2PRFIN20080831_094224_000000492071_00380_34001_0704.N1	31-AUG-2008 09:42:24	Straylight	48.500	84	Alp Phe	2.3970	4500.0	97	34001	No
121	GOM_NL__2PRFIN20080831_094429_000000412071_00380_34001_0705.N1	31-AUG-2008 09:44:29	Straylight	41.000	31	Alp Gru	1.7340	15200.	82	34001	No
122	GOM_NL__2PRFIN20080831_094834_000000472071_00380_34001_0706.N1	31-AUG-2008 09:48:34	Straylight	47.000	18	24Alp PsA	1.1660	9700.0	94	34001	No
123	GOM_NL__2PRFIN20080831_095324_000000482071_00380_34001_0707.N1	31-AUG-2008 09:53:24	Bright	48.000	142	49Del Cap	2.8500	8900.0	96	34001	No
124	GOM_NL__2PRFIN20080831_095633_000000372071_00380_34001_0708.N1	31-AUG-2008 09:56:33	Bright	36.500	154	22Bet Aqr	2.8990	5700.0	73	34001	No
125	GOM_NL__2PRFIN20080831_095801_000000392071_00380_34001_0709.N1	31-AUG-2008 09:58:01	Bright	39.000	162	34Alp Aqr	2.9440	5350.0	78	34001	No
126	GOM_NL__2PRFIN20080831_100101_000000402071_00380_34001_0710.N1	31-AUG-2008 10:01:01	Bright	39.500	61	8Eps Peg	2.1000	3900.0	79	34001	No
127	GOM_NL__2PRFIN20080831_100753_000000362071_00380_34001_0711.N1	31-AUG-2008 10:07:53	Bright	36.000	92	53Eps Cyg	2.5000	4500.0	72	34001	No
128	GOM_NL__2PRFIN20080831_100945_000000342071_00380_34001_0712.N1	31-AUG-2008 10:09:45	Bright	34.000	66	37Gam Cyg	2.2080	5900.0	68	34001	No
129	GOM_NL__2PRFIN20080831_101103_000000352071_00380_34001_0713.N1	31-AUG-2008 10:11:03	Bright	34.500	19	50Alp Cyg	1.2460	10500.	69	34001	No
130	GOM_NL__2PRFIN20080831_101601_000000372071_00380_34001_0714.N1	31-AUG-2008 10:16:01	Bright	37.000	89	5Alp Cep	2.4510	8000.0	74	34001	No
131	GOM_NL__2PRFIN20080831_102340_000000372071_00380_34001_0715.N1	31-AUG-2008 10:23:40	Bright	36.500	49	1Alp UMi	1.9900	6300.0	73	34001	No
132	GOM_NL__2PRFIN20080831_104037_000000372071_00380_34001_0716.N1	31-AUG-2008 10:40:37	Bright	37.000	24	66Alp Gem	1.5800	10200.	74	34001	No
133	GOM_NL__2PRFIN20080831_104316_000000462071_00380_34001_0717.N1	31-AUG-2008 10:43:16	Bright	46.000	170	27Eps Gem	3.0000	9700.0	92	34001	No
134	GOM_NL__2PRFIN20080831_104819_000000372071_00380_34001_0718.N1	31-AUG-2008 10:48:19	Twilight	37.000	8	10Alp CMi	0.40000	6500.0	74	34001	No
135	GOM_NL__2PRFIN20080831_105557_000000482071_00380_34001_0719.N1	31-AUG-2008 10:55:57	Dark	47.500	1	9Alp CMa	-1.4400	11000.	95	34001	No
136	GOM_NL__2PRFIN20080831_105843_000000442071_00380_34001_0720.N1	31-AUG-2008 10:58:43	Dark	44.000	23	21Eps CMa	1.5020	26000.	88	34001	No
137	GOM_NL__2PRFIN20080831_110018_000000422071_00380_34001_0721.N1	31-AUG-2008 11:00:18	Dark	42.000	117	Pi Pup	2.7060	3800.0	84	34001	No
138	GOM_NL__2PRFIN20080831_110528_000000472071_00380_34001_0722.N1	31-AUG-2008 11:05:28	Dark	47.000	2	Alp Car	-0.73600	7000.0	94	34001	No
139	GOM_NL__2PRFIN20080831_111547_000000392071_00381_34002_0708.N1	31-AUG-2008 11:15:47	Dark	39.000	143	Alp Hyi	2.8570	7200.0	78	34002	No
140	GOM_NL__2PRFIN20080831_111703_000000432071_00381_34002_0709.N1	31-AUG-2008 11:17:03	Dark	42.500	9	Alp Eri	0.45300	24000.	85	34002	No
141	GOM_NL__2PRFIN20080831_112301_000000492071_00381_34002_0710.N1	31-AUG-2008 11:23:01	Straylight	48.500	84	Alp Phe	2.3970	4500.0	97	34002	No
142	GOM_NL__2PRFIN20080831_112505_000000412071_00381_34002_0711.N1	31-AUG-2008 11:25:05	Straylight	40.500	31	Alp Gru	1.7340	15200.	81	34002	No
143	GOM_NL__2PRFIN20080831_112910_000000462071_00381_34002_0712.N1	31-AUG-2008 11:29:10	Straylight	45.500	18	24Alp PsA	1.1660	9700.0	91	34002	No
144	GOM_NL__2PRFIN20080831_113400_000000422071_00381_34002_0713.N1	31-AUG-2008 11:34:00	Bright	41.500	142	49Del Cap	2.8500	8900.0	83	34002	No
145	GOM_NL__2PRFIN20080831_113709_000000382071_00381_34002_0714.N1	31-AUG-2008 11:37:09	Bright	37.500	154	22Bet Aqr	2.8990	5700.0	75	34002	No
146	GOM_NL__2PRFIN20080831_113837_000000402071_00381_34002_0715.N1	31-AUG-2008 11:38:37	Bright	39.500	162	34Alp Aqr	2.9440	5350.0	79	34002	No
147	GOM_NL__2PRFIN20080831_114137_000000392071_00381_34002_0716.N1	31-AUG-2008 11:41:37	Bright	39.000	61	8Eps Peg	2.1000	3900.0	78	34002	No
148	GOM_NL__2PRFIN20080831_114829_000000372071_00381_34002_0717.N1	31-AUG-2008 11:48:29	Bright	36.500	92	53Eps Cyg	2.5000	4500.0	73	34002	No
149	GOM_NL__2PRFIN20080831_115021_000000372071_00381_34002_0718.N1	31-AUG-2008 11:50:21	Bright	36.500	66	37Gam Cyg	2.2080	5900.0	73	34002	No
150	GOM_NL__2PRFIN20080831_115139_000000522071_00381_34002_0719.N1	31-AUG-2008 11:51:39	Bright	52.000	19	50Alp Cyg	1.2460	10500.	104	34002	No
151	GOM_NL__2PRFIN20080831_115637_000000362071_00381_34002_0720.N1	31-AUG-2008 11:56:37	Bright	35.500	89	5Alp Cep	2.4510	8000.0	71	34002	No
152	GOM_NL__2PRFIN20080831_120416_000000372071_00381_34002_0721.N1	31-AUG-2008 12:04:16	Bright	36.500	49	1Alp UMi	1.9900	6300.0	73	34002	No
153	GOM_NL__2PRFIN20080831_122113_000000522071_00381_34002_0722.N1	31-AUG-2008 12:21:13	Bright	51.500	24	66Alp Gem	1.5800	10200.	103	34002	No
154	GOM_NL__2PRFIN20080831_122352_000000482071_00381_34002_0723.N1	31-AUG-2008 12:23:52	Bright	47.500	170	27Eps Gem	3.0000	9700.0	95	34002	No
155	GOM_NL__2PRFIN20080831_122855_000000482071_00381_34002_0724.N1	31-AUG-2008 12:28:55	Twilight	47.500	8	10Alp CMi	0.40000	6500.0	95	34002	No
156	GOM_NL__2PRFIN20080831_123633_000000562071_00381_34002_0725.N1	31-AUG-2008 12:36:33	Dark	55.500	1	9Alp CMa	-1.4400	11000.	111	34002	No
157	GOM_NL__2PRFIN20080831_123919_000000432071_00381_34002_0726.N1	31-AUG-2008 12:39:19	Dark	42.500	23	21Eps CMa	1.5020	26000.	85	34002	No
158	GOM_NL__2PRFIN20080831_124055_000000442071_00381_34002_0727.N1	31-AUG-2008 12:40:55	Dark	43.500	117	Pi Pup	2.7060	3800.0	87	34002	No
159	GOM_NL__2PRFIN20080831_124604_000000462071_00381_34002_0728.N1	31-AUG-2008 12:46:04	Dark	45.500	2	Alp Car	-0.73600	7000.0	91	34002	No
160	GOM_NL__2PRFIN20080831_125623_000000402071_00382_34003_0715.N1	31-AUG-2008 12:56:23	Dark	39.500	143	Alp Hyi	2.8570	7200.0	79	34003	No

161	GOM_NL__2PRFIN20080831_125740_000000452071_00382_34003_0716.N1	31-AUG-2008 12:57:40	Dark	44.500	9	Alp Eri	0.45300	24000.	89	34003	No
162	GOM_NL__2PRFIN20080831_130337_000000502071_00382_34003_0717.N1	31-AUG-2008 13:03:37	Straylight	49.500	84	Alp Phe	2.3970	4500.0	99	34003	No
163	GOM_NL__2PRFIN20080831_130541_000000412071_00382_34003_0718.N1	31-AUG-2008 13:05:41	Straylight	41.000	31	Alp Gru	1.7340	15200.	82	34003	No
164	GOM_NL__2PRFIN20080831_130946_000000482071_00382_34003_0719.N1	31-AUG-2008 13:09:46	Straylight	47.500	18	24Alp PsA	1.1660	9700.0	95	34003	No
165	GOM_NL__2PRFIN20080831_131436_000000482071_00382_34003_0720.N1	31-AUG-2008 13:14:36	Bright	47.500	142	49Del Cap	2.8500	8900.0	95	34003	No
166	GOM_NL__2PRFIN20080831_131744_000000372071_00382_34003_0721.N1	31-AUG-2008 13:17:44	Bright	37.000	154	22Bet Aqr	2.8990	5700.0	74	34003	No
167	GOM_NL__2PRFIN20080831_131913_000000402071_00382_34003_0722.N1	31-AUG-2008 13:19:13	Bright	40.000	162	34Alp Aqr	2.9440	5350.0	80	34003	No
168	GOM_NL__2PRFIN20080831_132213_000000382071_00382_34003_0723.N1	31-AUG-2008 13:22:13	Bright	37.500	61	8Eps Peg	2.1000	3900.0	75	34003	No
169	GOM_NL__2PRFIN20080831_132905_000000372071_00382_34003_0724.N1	31-AUG-2008 13:29:05	Bright	37.000	92	53Eps Cyg	2.5000	4500.0	74	34003	No
170	GOM_NL__2PRFIN20080831_133057_000000522071_00382_34003_0725.N1	31-AUG-2008 13:30:57	Bright	52.000	66	37Gam Cyg	2.2080	5900.0	104	34003	No
171	GOM_NL__2PRFIN20080831_133215_000000372071_00382_34003_0726.N1	31-AUG-2008 13:32:15	Bright	36.500	19	50Alp Cyg	1.2460	10500.	73	34003	No
172	GOM_NL__2PRFIN20080831_133713_000000372071_00382_34003_0727.N1	31-AUG-2008 13:37:13	Bright	36.500	89	5Alp Cep	2.4510	8000.0	73	34003	No
173	GOM_NL__2PRFIN20080831_134452_000000332071_00382_34003_0728.N1	31-AUG-2008 13:44:52	Bright	33.000	49	1Alp UMi	1.9900	6300.0	66	34003	No
174	GOM_NL__2PRFIN20080831_140149_000000382071_00382_34003_0729.N1	31-AUG-2008 14:01:49	Bright	37.500	24	66Alp Gem	1.5800	10200.	75	34003	No
175	GOM_NL__2PRFIN20080831_140428_000000492071_00382_34003_0730.N1	31-AUG-2008 14:04:28	Bright	49.000	170	27Eps Gem	3.0000	9700.0	98	34003	No
176	GOM_NL__2PRFIN20080831_140931_000000522071_00382_34003_0731.N1	31-AUG-2008 14:09:31	Twilight	52.000	8	10Alp CMi	0.40000	6500.0	104	34003	No
177	GOM_NL__2PRFIN20080831_141710_000000542071_00382_34003_0732.N1	31-AUG-2008 14:17:10	Dark	53.500	1	9Alp CMa	-1.4400	11000.	107	34003	No
178	GOM_NL__2PRFIN20080831_141956_000000432071_00382_34003_0733.N1	31-AUG-2008 14:19:56	Dark	42.500	23	21Eps CMa	1.5020	26000.	85	34003	No
179	GOM_NL__2PRFIN20080831_142131_000000432071_00382_34003_0734.N1	31-AUG-2008 14:21:31	Dark	42.500	117	Pi Pup	2.7060	3800.0	85	34003	No
180	GOM_NL__2PRFIN20080831_142641_000000542071_00382_34003_0735.N1	31-AUG-2008 14:26:41	Dark	54.000	2	Alp Car	-0.73600	7000.0	108	34003	No
181	GOM_NL__2PRFIN20080831_143700_000000412071_00383_34004_0745.N1	31-AUG-2008 14:37:00	Dark	41.000	143	Alp Hyi	2.8570	7200.0	82	34004	No
182	GOM_NL__2PRFIN20080831_143816_000000452071_00383_34004_0746.N1	31-AUG-2008 14:38:16	Dark	44.500	9	Alp Eri	0.45300	24000.	89	34004	No
183	GOM_NL__2PRFIN20080831_144414_000000562071_00383_34004_0747.N1	31-AUG-2008 14:44:14	Straylight	56.000	84	Alp Phe	2.3970	4500.0	112	34004	No
184	GOM_NL__2PRFIN20080831_144617_000000432071_00383_34004_0748.N1	31-AUG-2008 14:46:17	Straylight	42.500	31	Alp Gru	1.7340	15200.	85	34004	No
185	GOM_NL__2PRFIN20080831_145022_000000462071_00383_34004_0749.N1	31-AUG-2008 14:50:22	Straylight	46.000	18	24Alp PsA	1.1660	9700.0	92	34004	No
186	GOM_NL__2PRFIN20080831_145512_000000402071_00383_34004_0750.N1	31-AUG-2008 14:55:12	Bright	39.500	142	49Del Cap	2.8500	8900.0	79	34004	No
187	GOM_NL__2PRFIN20080831_145821_000000382071_00383_34004_0751.N1	31-AUG-2008 14:58:21	Bright	38.000	154	22Bet Aqr	2.8990	5700.0	76	34004	No
188	GOM_NL__2PRFIN20080831_145949_000000402071_00383_34004_0752.N1	31-AUG-2008 14:59:49	Bright	40.000	162	34Alp Aqr	2.9440	5350.0	80	34004	No
189	GOM_NL__2PRFIN20080831_150249_000000392071_00383_34004_0753.N1	31-AUG-2008 15:02:49	Bright	39.000	61	8Eps Peg	2.1000	3900.0	78	34004	No
190	GOM_NL__2PRFIN20080831_150941_000000372071_00383_34004_0754.N1	31-AUG-2008 15:09:41	Bright	36.500	92	53Eps Cyg	2.5000	4500.0	73	34004	No
191	GOM_NL__2PRFIN20080831_151133_000000362071_00383_34004_0755.N1	31-AUG-2008 15:11:33	Bright	36.000	66	37Gam Cyg	2.2080	5900.0	72	34004	No
192	GOM_NL__2PRFIN20080831_151251_000000362071_00383_34004_0756.N1	31-AUG-2008 15:12:51	Bright	36.000	19	50Alp Cyg	1.2460	10500.	72	34004	No
193	GOM_NL__2PRFIN20080831_151749_000000362071_00383_34004_0757.N1	31-AUG-2008 15:17:49	Bright	36.000	89	5Alp Cep	2.4510	8000.0	72	34004	No
194	GOM_NL__2PRFIN20080831_152528_000000372071_00383_34004_0758.N1	31-AUG-2008 15:25:28	Bright	36.500	49	1Alp UMi	1.9900	6300.0	73	34004	No
195	GOM_NL__2PRFIN20080831_154225_000000372071_00383_34004_0759.N1	31-AUG-2008 15:42:25	Bright	36.500	24	66Alp Gem	1.5800	10200.	73	34004	No
196	GOM_NL__2PRFIN20080831_154505_000000382071_00383_34004_0760.N1	31-AUG-2008 15:45:05	Bright	38.000	170	27Eps Gem	3.0000	9700.0	76	34004	No
197	GOM_NL__2PRFIN20080831_155008_000000532071_00383_34004_0761.N1	31-AUG-2008 15:50:08	Twilight	53.000	8	10Alp CMi	0.40000	6500.0	106	34004	No
198	GOM_NL__2PRFIN20080831_155747_000000522071_00383_34004_0762.N1	31-AUG-2008 15:57:47	Dark	51.500	1	9Alp CMa	-1.4400	11000.	103	34004	No
199	GOM_NL__2PRFIN20080831_160032_000000462071_00383_34004_0763.N1	31-AUG-2008 16:00:32	Dark	45.500	23	21Eps CMa	1.5020	26000.	91	34004	No
200	GOM_NL__2PRFIN20080831_160207_000000432071_00383_34004_0764.N1	31-AUG-2008 16:02:07	Dark	43.000	117	Pi Pup	2.7060	3800.0	86	34004	No
201	GOM_NL__2PRFIN20080831_160717_000000392071_00383_34004_0765.N1	31-AUG-2008 16:07:17	Dark	39.000	2	Alp Car	-0.73600	7000.0	78	34004	No
202	GOM_NL__2PRFIN20080831_161736_000000392071_00384_34005_0760.N1	31-AUG-2008 16:17:36	Dark	39.000	143	Alp Hyi	2.8570	7200.0	78	34005	No
203	GOM_NL__2PRFIN20080831_161853_000000452071_00384_34005_0761.N1	31-AUG-2008 16:18:53	Dark	44.500	9	Alp Eri	0.45300	24000.	89	34005	No
204	GOM_NL__2PRFIN20080831_162451_000000532071_00384_34005_0762.N1	31-AUG-2008 16:24:51	Straylight	52.500	84	Alp Phe	2.3970	4500.0	105	34005	No
205	GOM_NL__2PRFIN20080831_162654_000000362071_00384_34005_0763.N1	31-AUG-2008 16:26:54	Straylight	35.500	31	Alp Gru	1.7340	15200.	71	34005	No
206	GOM_NL__2PRFIN20080831_163058_000000482071_00384_34005_0764.N1	31-AUG-2008 16:30:58	Straylight	48.000	18	24Alp PsA	1.1660	9700.0	96	34005	No
207	GOM_NL__2PRFIN20080831_163548_000000462071_00384_34005_0765.N1	31-AUG-2008 16:35:48	Bright	46.000	142	49Del Cap	2.8500	8900.0	92	34005	No
208	GOM_NL__2PRFIN20080831_163857_000000372071_00384_34005_0766.N1	31-AUG-2008 16:38:57	Bright	37.000	154	22Bet Aqr	2.8990	5700.0	74	34005	No
209	GOM_NL__2PRFIN20080831_164025_000000412071_00384_34005_0767.N1	31-AUG-2008 16:40:25	Bright	40.500	162	34Alp Aqr	2.9440	5350.0	81	34005	No
210	GOM_NL__2PRFIN20080831_164325_000000402071_00384_34005_0768.N1	31-AUG-2008 16:43:25	Bright	39.500	61	8Eps Peg	2.1000	3900.0	79	34005	No
211	GOM_NL__2PRFIN20080831_165017_000000372071_00384_34005_0769.N1	31-AUG-2008 16:50:17	Bright	36.500	92	53Eps Cyg	2.5000	4500.0	73	34005	No
212	GOM_NL__2PRFIN20080831_165209_000000522071_00384_34005_0770.N1	31-AUG-2008 16:52:09	Bright	52.000	66	37Gam Cyg	2.2080	5900.0	104	34005	No
213	GOM_NL__2PRFIN20080831_165327_000000362071_00384_34005_0771.N1	31-AUG-2008 16:53:27	Bright	36.000	19	50Alp Cyg	1.2460	10500.	72	34005	No
214	GOM_NL__2PRFIN20080831_165825_000000352071_00384_34005_0772.N1	31-AUG-2008 16:58:25	Bright	35.000	89	5Alp Cep	2.4510	8000.0	70	34005	No
215	GOM_NL__2PRFIN20080831_170604_000000372071_00384_34005_0773.N1	31-AUG-2008 17:06:04	Bright	36.500	49	1Alp UMi	1.9900	6300.0	73	34005	No
216	GOM_NL__2PRFIN20080831_172302_000000392071_00384_34005_0774.N1	31-AUG-2008 17:23:02	Bright	39.000	24	66Alp Gem	1.5800	10200.	78	34005	No
217	GOM_NL__2PRFIN20080831_172541_000000382071_00384_34005_0775.N1	31-AUG-2008 17:25:41	Bright	38.000	170	27Eps Gem	3.0000	9700.0	76	34005	No
218	GOM_NL__2PRFIN20080831_173044_000000432071_00384_34005_0776.N1	31-AUG-2008 17:30:44	Twilight	43.000	8	10Alp CMi	0.40000	6500.0	86	34005	No
219	GOM_NL__2PRFIN20080831_173823_000000542071_00384_34005_0777.N1	31-AUG-2008 17:38:23	Dark	53.500	1	9Alp CMa	-1.4400	11000.	107	34005	No

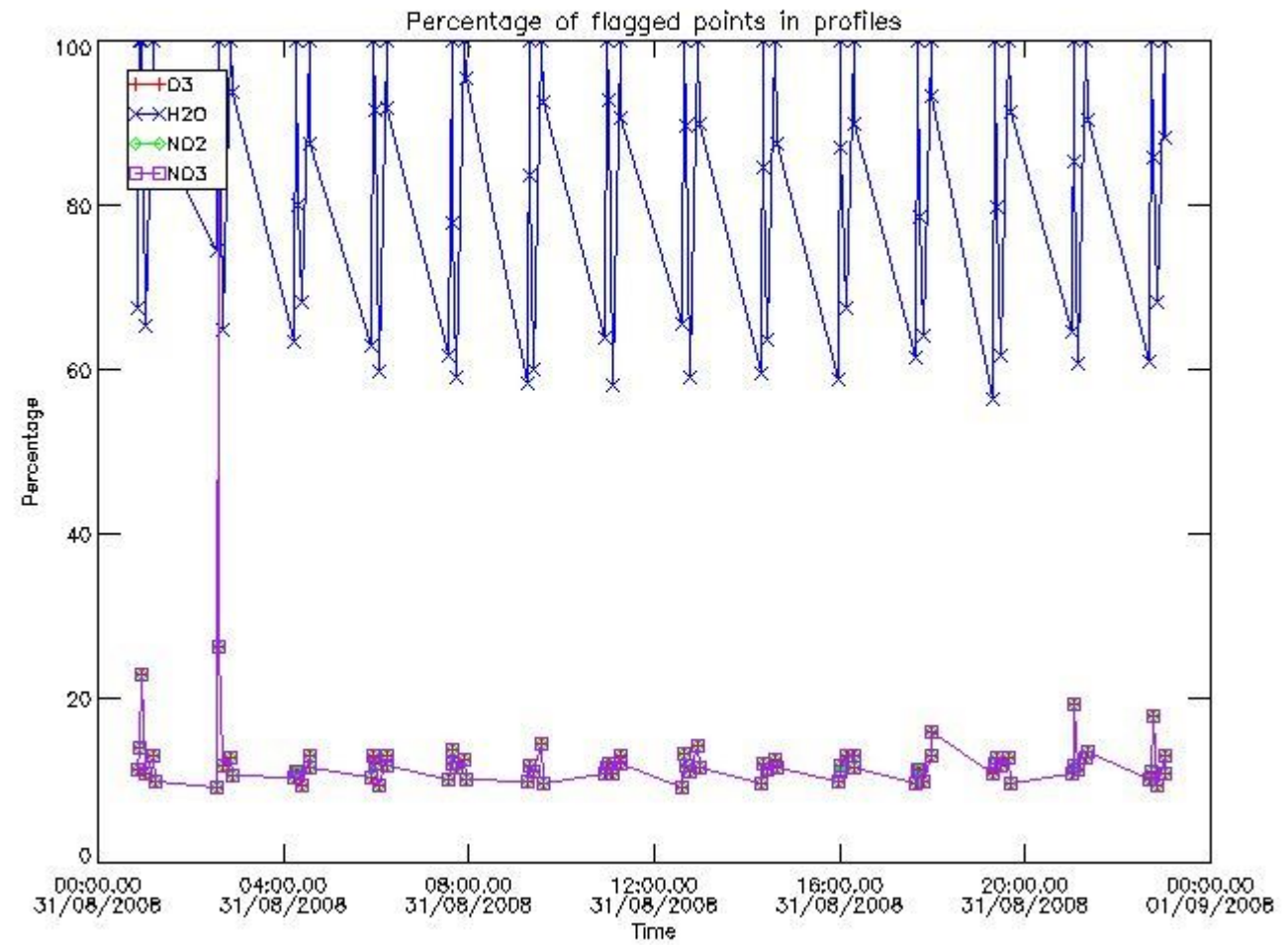
220	GOM_NL_2PRFIN20080831_174109_000000452071_00384_34005_0778.N1	31-AUG-2008 17:41:09	Dark	45.000	23	21Eps CMa	1.5020	26000.	90	34005	No
221	GOM_NL_2PRFIN20080831_174244_000000452071_00384_34005_0779.N1	31-AUG-2008 17:42:44	Dark	45.000	117	Pi Pup	2.7060	3800.0	90	34005	No
222	GOM_NL_2PRFIN20080831_174754_000000522071_00384_34005_0780.N1	31-AUG-2008 17:47:54	Dark	52.000	2	Alp Car	-0.73600	7000.0	104	34005	No
223	GOM_NL_2PRFIN20080831_175813_000000402071_00385_34006_0776.N1	31-AUG-2008 17:58:13	Dark	39.500	143	Alp Hyi	2.8570	7200.0	79	34006	No
224	GOM_NL_2PRFIN20080831_175929_000000452071_00385_34006_0777.N1	31-AUG-2008 17:59:29	Dark	45.000	9	Alp Eri	0.45300	24000.	90	34006	No
225	GOM_NL_2PRFIN20080831_180527_000000452071_00385_34006_0778.N1	31-AUG-2008 18:05:27	Straylight	44.500	84	Alp Phe	2.3970	4500.0	89	34006	No
226	GOM_NL_2PRFIN20080831_180730_000000392071_00385_34006_0779.N1	31-AUG-2008 18:07:30	Straylight	39.000	31	Alp Gru	1.7340	15200.	78	34006	No
227	GOM_NL_2PRFIN20080831_181135_000000472071_00385_34006_0780.N1	31-AUG-2008 18:11:35	Straylight	47.000	18	24Alp PsA	1.1660	9700.0	94	34006	No
228	GOM_NL_2PRFIN20080831_181625_000000452071_00385_34006_0781.N1	31-AUG-2008 18:16:25	Bright	44.500	142	49Del Cap	2.8500	8900.0	89	34006	No
229	GOM_NL_2PRFIN20080831_181933_000000382071_00385_34006_0782.N1	31-AUG-2008 18:19:33	Bright	38.000	154	22Bet Aqr	2.8990	5700.0	76	34006	No
230	GOM_NL_2PRFIN20080831_182101_000000402071_00385_34006_0783.N1	31-AUG-2008 18:21:01	Bright	39.500	162	34Alp Aqr	2.9440	5350.0	79	34006	No
231	GOM_NL_2PRFIN20080831_182401_000000392071_00385_34006_0784.N1	31-AUG-2008 18:24:01	Bright	38.500	61	8Eps Peg	2.1000	3900.0	77	34006	No
232	GOM_NL_2PRFIN20080831_183053_000000362071_00385_34006_0785.N1	31-AUG-2008 18:30:53	Bright	36.000	92	53Eps Cyg	2.5000	4500.0	72	34006	No
233	GOM_NL_2PRFIN20080831_183245_000000362071_00385_34006_0786.N1	31-AUG-2008 18:32:45	Bright	36.000	66	37Gam Cyg	2.2080	5900.0	72	34006	No
234	GOM_NL_2PRFIN20080831_183403_000000372071_00385_34006_0787.N1	31-AUG-2008 18:34:03	Bright	37.000	19	50Alp Cyg	1.2460	10500.	74	34006	No
235	GOM_NL_2PRFIN20080831_183901_000000372071_00385_34006_0788.N1	31-AUG-2008 18:39:01	Bright	36.500	89	5Alp Cep	2.4510	8000.0	73	34006	No
236	GOM_NL_2PRFIN20080831_184640_000000382071_00385_34006_0789.N1	31-AUG-2008 18:46:40	Bright	37.500	49	1Alp UMi	1.9900	6300.0	75	34006	No
237	GOM_NL_2PRFIN20080831_190337_000000382071_00385_34006_0790.N1	31-AUG-2008 19:03:37	Bright	38.000	24	66Alp Gem	1.5800	10200.	76	34006	No
238	GOM_NL_2PRFIN20080831_190617_000000272071_00385_34006_0791.N1	31-AUG-2008 19:06:17	Tw_i_and_stray	27.000	170	27Eps Gem	3.0000	9700.0	54	34006	No
239	GOM_NL_2PRFIN20080831_191120_000000442071_00385_34006_0792.N1	31-AUG-2008 19:11:20	Twilight	43.500	8	10Alp CMi	0.40000	6500.0	87	34006	No
240	GOM_NL_2PRFIN20080831_191900_000000522071_00385_34006_0793.N1	31-AUG-2008 19:19:00	Dark	52.000	1	9Alp CMa	-1.4400	11000.	104	34006	No
241	GOM_NL_2PRFIN20080831_192145_000000432071_00385_34006_0794.N1	31-AUG-2008 19:21:45	Dark	42.500	23	21Eps CMa	1.5020	26000.	85	34006	No
242	GOM_NL_2PRFIN20080831_192320_000000402071_00385_34006_0795.N1	31-AUG-2008 19:23:20	Dark	40.000	117	Pi Pup	2.7060	3800.0	80	34006	No
243	GOM_NL_2PRFIN20080831_192830_000000442071_00385_34006_0796.N1	31-AUG-2008 19:28:30	Dark	43.500	2	Alp Car	-0.73600	7000.0	87	34006	No
244	GOM_NL_2PRFIN20080831_193849_000000402071_00386_34007_0789.N1	31-AUG-2008 19:38:49	Dark	40.000	143	Alp Hyi	2.8570	7200.0	80	34007	No
245	GOM_NL_2PRFIN20080831_194006_000000532071_00386_34007_0790.N1	31-AUG-2008 19:40:06	Dark	53.000	9	Alp Eri	0.45300	24000.	106	34007	No
246	GOM_NL_2PRFIN20080831_194604_000000572071_00386_34007_0791.N1	31-AUG-2008 19:46:04	Straylight	57.000	84	Alp Phe	2.3970	4500.0	114	34007	No
247	GOM_NL_2PRFIN20080831_194806_000000412071_00386_34007_0792.N1	31-AUG-2008 19:48:06	Straylight	40.500	31	Alp Gru	1.7340	15200.	81	34007	No
248	GOM_NL_2PRFIN20080831_195211_000000492071_00386_34007_0793.N1	31-AUG-2008 19:52:11	Straylight	48.500	18	24Alp PsA	1.1660	9700.0	97	34007	No
249	GOM_NL_2PRFIN20080831_195701_000000452071_00386_34007_0794.N1	31-AUG-2008 19:57:01	Bright	44.500	142	49Del Cap	2.8500	8900.0	89	34007	No
250	GOM_NL_2PRFIN20080831_200009_000000382071_00386_34007_0795.N1	31-AUG-2008 20:00:09	Bright	37.500	154	22Bet Aqr	2.8990	5700.0	75	34007	No
251	GOM_NL_2PRFIN20080831_200137_000000402071_00386_34007_0796.N1	31-AUG-2008 20:01:37	Bright	39.500	162	34Alp Aqr	2.9440	5350.0	79	34007	No
252	GOM_NL_2PRFIN20080831_200436_000000392071_00386_34007_0797.N1	31-AUG-2008 20:04:36	Bright	38.500	61	8Eps Peg	2.1000	3900.0	77	34007	No
253	GOM_NL_2PRFIN20080831_201129_000000352071_00386_34007_0798.N1	31-AUG-2008 20:11:29	Bright	35.000	92	53Eps Cyg	2.5000	4500.0	70	34007	No
254	GOM_NL_2PRFIN20080831_201322_000000342071_00386_34007_0799.N1	31-AUG-2008 20:13:22	Bright	33.500	66	37Gam Cyg	2.2080	5900.0	67	34007	No
255	GOM_NL_2PRFIN20080831_201439_000000342071_00386_34007_0800.N1	31-AUG-2008 20:14:39	Bright	34.000	19	50Alp Cyg	1.2460	10500.	68	34007	No
256	GOM_NL_2PRFIN20080831_201937_000000362071_00386_34007_0801.N1	31-AUG-2008 20:19:37	Bright	36.000	89	5Alp Cep	2.4510	8000.0	72	34007	No
257	GOM_NL_2PRFIN20080831_202716_000000362071_00386_34007_0802.N1	31-AUG-2008 20:27:16	Bright	36.000	49	1Alp UMi	1.9900	6300.0	72	34007	No
258	GOM_NL_2PRFIN20080831_204414_000000362071_00386_34007_0803.N1	31-AUG-2008 20:44:14	Bright	35.500	24	66Alp Gem	1.5800	10200.	71	34007	No
259	GOM_NL_2PRFIN20080831_204653_000000272071_00386_34007_0804.N1	31-AUG-2008 20:46:53	Tw_i_and_stray	27.000	170	27Eps Gem	3.0000	9700.0	54	34007	No
260	GOM_NL_2PRFIN20080831_205156_000000462071_00386_34007_0805.N1	31-AUG-2008 20:51:56	Twilight	45.500	8	10Alp CMi	0.40000	6500.0	91	34007	No
261	GOM_NL_2PRFIN20080831_205936_000000472071_00386_34007_0806.N1	31-AUG-2008 20:59:36	Dark	47.000	1	9Alp CMa	-1.4400	11000.	94	34007	No
262	GOM_NL_2PRFIN20080831_210222_000000432071_00386_34007_0807.N1	31-AUG-2008 21:02:22	Dark	43.000	23	21Eps CMa	1.5020	26000.	86	34007	No
263	GOM_NL_2PRFIN20080831_210356_000000452071_00386_34007_0808.N1	31-AUG-2008 21:03:56	Dark	45.000	117	Pi Pup	2.7060	3800.0	90	34007	No
264	GOM_NL_2PRFIN20080831_210906_000000452071_00386_34007_0809.N1	31-AUG-2008 21:09:06	Dark	45.000	2	Alp Car	-0.73600	7000.0	90	34007	No
265	GOM_NL_2PRFIN20080831_211925_000000402071_00387_34008_0804.N1	31-AUG-2008 21:19:25	Dark	40.000	143	Alp Hyi	2.8570	7200.0	80	34008	No
266	GOM_NL_2PRFIN20080831_212042_000000422071_00387_34008_0805.N1	31-AUG-2008 21:20:42	Dark	41.500	9	Alp Eri	0.45300	24000.	83	34008	No
267	GOM_NL_2PRFIN20080831_212640_000000512071_00387_34008_0806.N1	31-AUG-2008 21:26:40	Straylight	51.000	84	Alp Phe	2.3970	4500.0	102	34008	No
268	GOM_NL_2PRFIN20080831_212842_000000422071_00387_34008_0807.N1	31-AUG-2008 21:28:42	Straylight	42.000	31	Alp Gru	1.7340	15200.	84	34008	No
269	GOM_NL_2PRFIN20080831_213247_000000422071_00387_34008_0808.N1	31-AUG-2008 21:32:47	Straylight	42.000	18	24Alp PsA	1.1660	9700.0	84	34008	No
270	GOM_NL_2PRFIN20080831_213737_000000472071_00387_34008_0809.N1	31-AUG-2008 21:37:37	Bright	47.000	142	49Del Cap	2.8500	8900.0	94	34008	No
271	GOM_NL_2PRFIN20080831_214045_000000382071_00387_34008_0810.N1	31-AUG-2008 21:40:45	Bright	37.500	154	22Bet Aqr	2.8990	5700.0	75	34008	No
272	GOM_NL_2PRFIN20080831_214213_000000452071_00387_34008_0811.N1	31-AUG-2008 21:42:13	Bright	45.000	162	34Alp Aqr	2.9440	5350.0	90	34008	No
273	GOM_NL_2PRFIN20080831_214512_000000422071_00387_34008_0812.N1	31-AUG-2008 21:45:12	Bright	41.500	61	8Eps Peg	2.1000	3900.0	83	34008	No
274	GOM_NL_2PRFIN20080831_215205_000000372071_00387_34008_0813.N1	31-AUG-2008 21:52:05	Bright	37.000	92	53Eps Cyg	2.5000	4500.0	74	34008	No
275	GOM_NL_2PRFIN20080831_215358_000000342071_00387_34008_0814.N1	31-AUG-2008 21:53:58	Bright	33.500	66	37Gam Cyg	2.2080	5900.0	67	34008	No
276	GOM_NL_2PRFIN20080831_215515_000000342071_00387_34008_0815.N1	31-AUG-2008 21:55:15	Bright	33.500	19	50Alp Cyg	1.2460	10500.	67	34008	No
277	GOM_NL_2PRFIN20080831_220012_000000342071_00387_34008_0816.N1	31-AUG-2008 22:00:12	Bright	34.000	89	5Alp Cep	2.4510	8000.0	68	34008	No
278	GOM_NL_2PRFIN20080831_220751_000000362071_00387_34008_0817.N1	31-AUG-2008 22:07:51	Bright	35.500	49	1Alp UMi	1.9900	6300.0	71	34008	No

279	GOM_NL__2PRFIN20080831_222450_000000392071_00387_34008_0818.N1	31-AUG-2008 22:24:50	Bright	38.500	24	66Alp Gem	1.5800	10200.	77	34008	No
280	GOM_NL__2PRFIN20080831_223232_000000492071_00387_34008_0819.N1	31-AUG-2008 22:32:32	Twilight	49.000	8	10Alp CMi	0.40000	6500.0	98	34008	No
281	GOM_NL__2PRFIN20080831_224013_000000512071_00387_34008_0820.N1	31-AUG-2008 22:40:13	Dark	50.500	1	9Alp CMa	-1.4400	11000.	101	34008	No
282	GOM_NL__2PRFIN20080831_224258_000000462071_00387_34008_0821.N1	31-AUG-2008 22:42:58	Dark	45.500	23	21Eps CMa	1.5020	26000.	91	34008	No
283	GOM_NL__2PRFIN20080831_224432_000000432071_00387_34008_0822.N1	31-AUG-2008 22:44:32	Dark	43.000	117	Pi Pup	2.7060	3800.0	86	34008	No
284	GOM_NL__2PRFIN20080831_224942_000000542071_00387_34008_0823.N1	31-AUG-2008 22:49:42	Dark	54.000	2	Alp Car	-0.73600	7000.0	108	34008	No
285	GOM_NL__2PRFIN20080831_230002_000000392071_00388_34009_0824.N1	31-AUG-2008 23:00:02	Dark	39.000	143	Alp Hyi	2.8570	7200.0	78	34009	No
286	GOM_NL__2PRFIN20080831_230119_000000472071_00388_34009_0825.N1	31-AUG-2008 23:01:19	Dark	47.000	9	Alp Eri	0.45300	24000.	94	34009	No
287	GOM_NL__2PRFIN20080831_230716_000000512071_00388_34009_0826.N1	31-AUG-2008 23:07:16	Straylight	50.500	84	Alp Phe	2.3970	4500.0	101	34009	No
288	GOM_NL__2PRFIN20080831_230918_000000382071_00388_34009_0827.N1	31-AUG-2008 23:09:18	Straylight	37.500	31	Alp Gru	1.7340	15200.	75	34009	No
289	GOM_NL__2PRFIN20080831_231323_000000452071_00388_34009_0828.N1	31-AUG-2008 23:13:23	Straylight	45.000	18	24Alp PsA	1.1660	9700.0	90	34009	No
290	GOM_NL__2PRFIN20080831_231813_000000532071_00388_34009_0829.N1	31-AUG-2008 23:18:13	Bright	53.000	142	49Del Cap	2.8500	8900.0	106	34009	No
291	GOM_NL__2PRFIN20080831_232120_000000382071_00388_34009_0830.N1	31-AUG-2008 23:21:20	Bright	37.500	154	22Bet Aqr	2.8990	5700.0	75	34009	No
292	GOM_NL__2PRFIN20080831_232248_000000562071_00388_34009_0831.N1	31-AUG-2008 23:22:48	Bright	56.000	162	34Alp Aqr	2.9440	5350.0	112	34009	No
293	GOM_NL__2PRFIN20080831_232548_000000392071_00388_34009_0832.N1	31-AUG-2008 23:25:48	Bright	39.000	61	8Eps Peg	2.1000	3900.0	78	34009	No
294	GOM_NL__2PRFIN20080831_233241_000000352071_00388_34009_0833.N1	31-AUG-2008 23:32:41	Bright	34.500	92	53Eps Cyg	2.5000	4500.0	69	34009	No
295	GOM_NL__2PRFIN20080831_233434_000000372071_00388_34009_0834.N1	31-AUG-2008 23:34:34	Bright	37.000	66	37Gam Cyg	2.2080	5900.0	74	34009	No
296	GOM_NL__2PRFIN20080831_233551_000000352071_00388_34009_0835.N1	31-AUG-2008 23:35:51	Bright	34.500	19	50Alp Cyg	1.2460	10500.	69	34009	No
297	GOM_NL__2PRFIN20080831_234048_000000342071_00388_34009_0836.N1	31-AUG-2008 23:40:48	Bright	33.500	89	5Alp Cep	2.4510	8000.0	67	34009	No
298	GOM_NL__2PRFIN20080831_234827_000000332071_00388_34009_0837.N1	31-AUG-2008 23:48:27	Bright	33.000	49	1Alp UMi	1.9900	6300.0	66	34009	No

3. Quality information per product


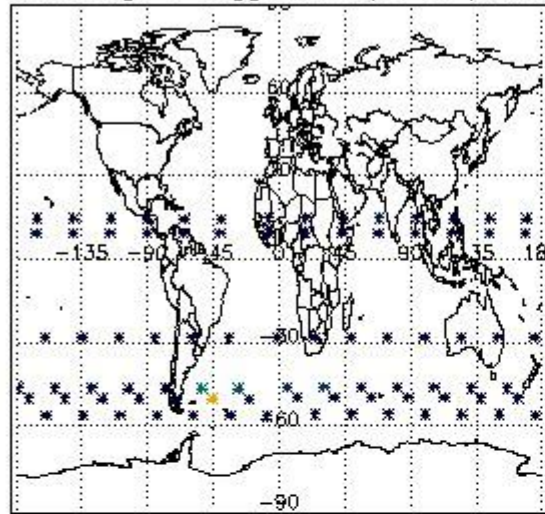
In this section it is plotted some information contained in the Quality Summary data set of the level 2 products. Only products in dark limb conditions and without errors (error flag in the MPH set to "0") are used.

3.1 Plot quality information per product (time dependant)

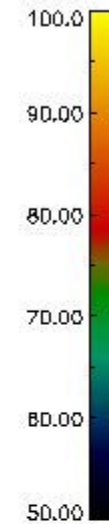
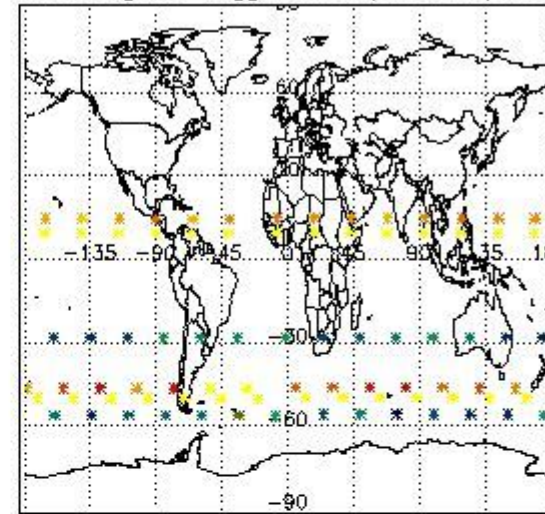


3.2 Plot quality information per product (world map)


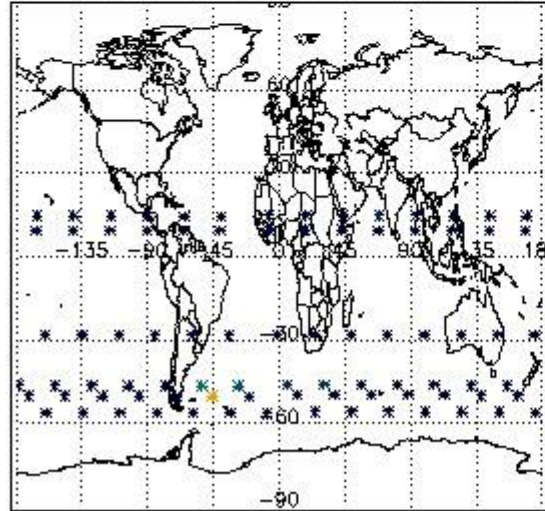
Percentage of flagged data per O3 profile



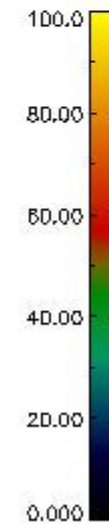
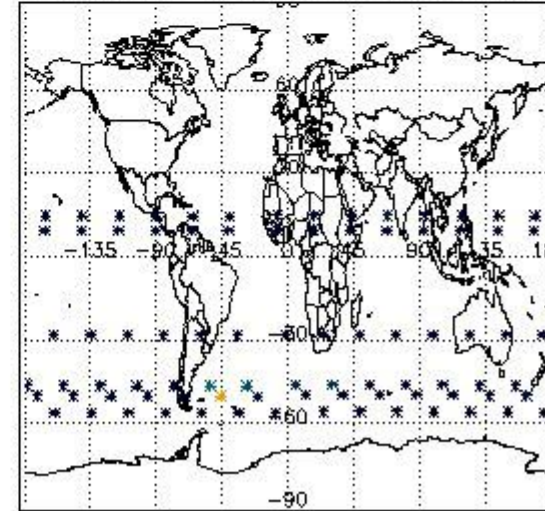
Percentage of flagged data per H2O profile



Percentage of flagged data per NO2 profile



Percentage of flagged data per NO3 profile

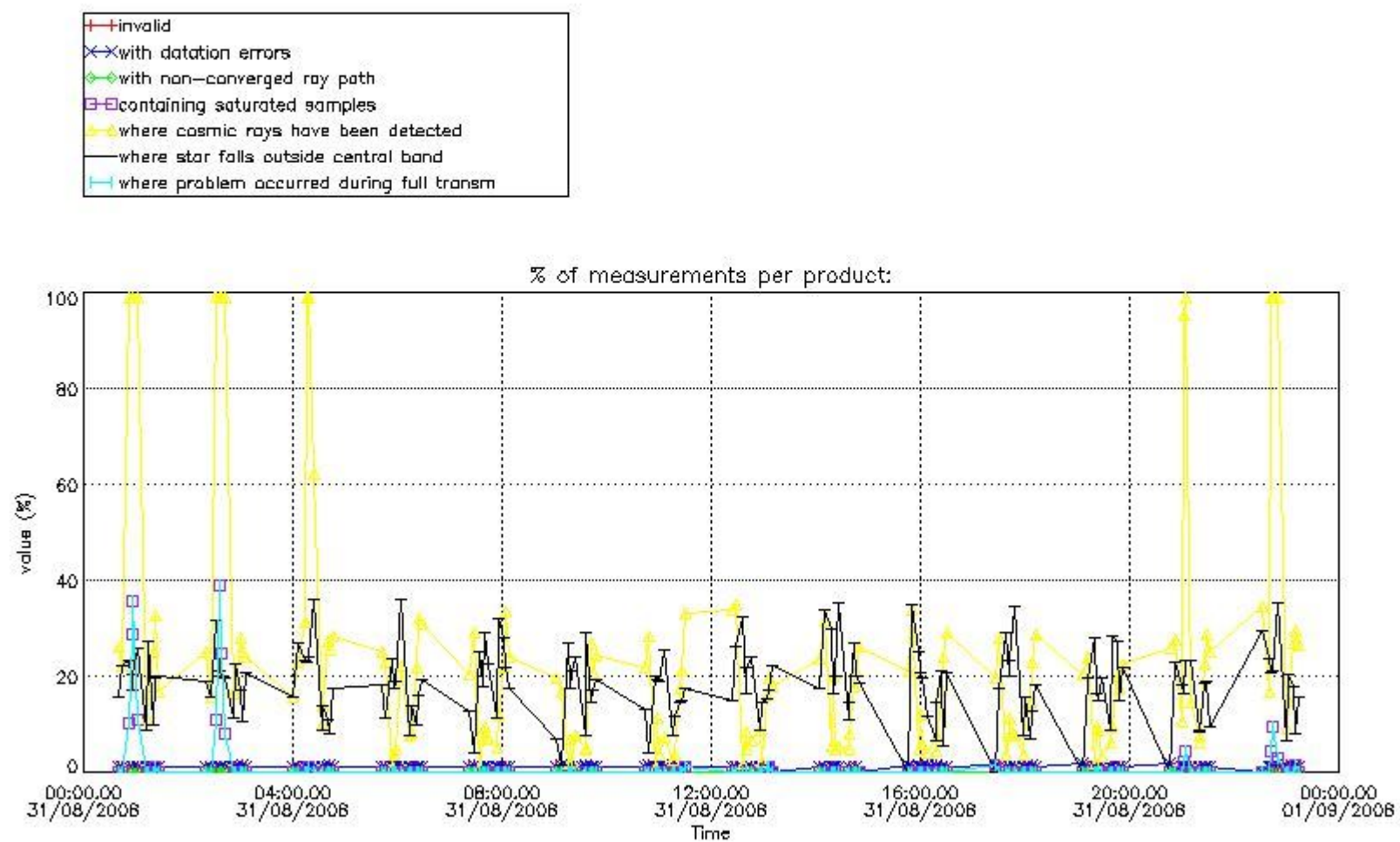


4. Level 1 quality information per product

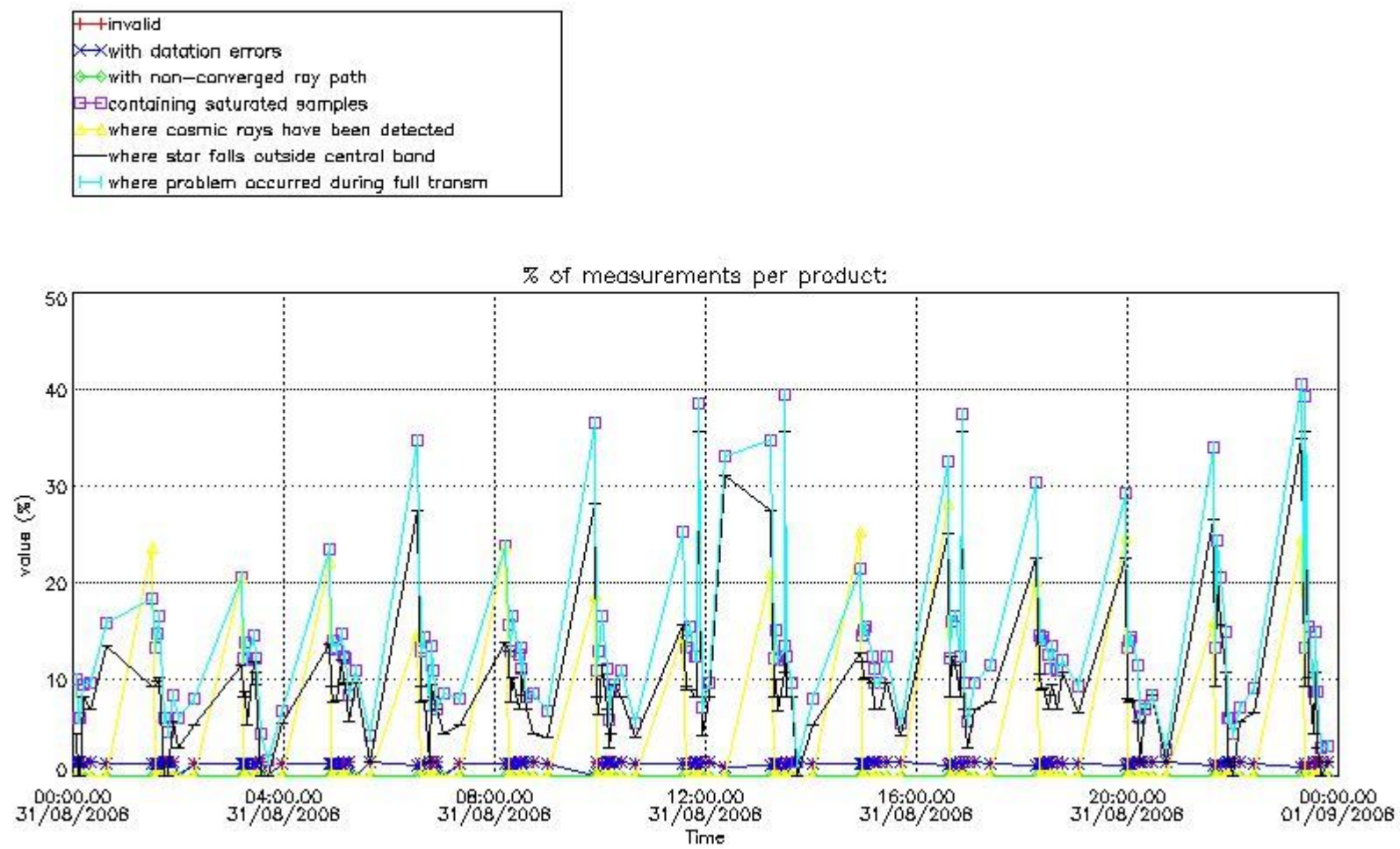
In this section it is plotted some information contained in the Quality Summary data set of the level 2 products that comes from the level 1b processing. Products without errors (error flag in the MPH set to "0") are used.

4.1 Plot quality information per product (time dependant) coming from level 1b processing

4.1.1 Plot level 1 quality information per product (time dependant): ENVISAT ASCENDING passes

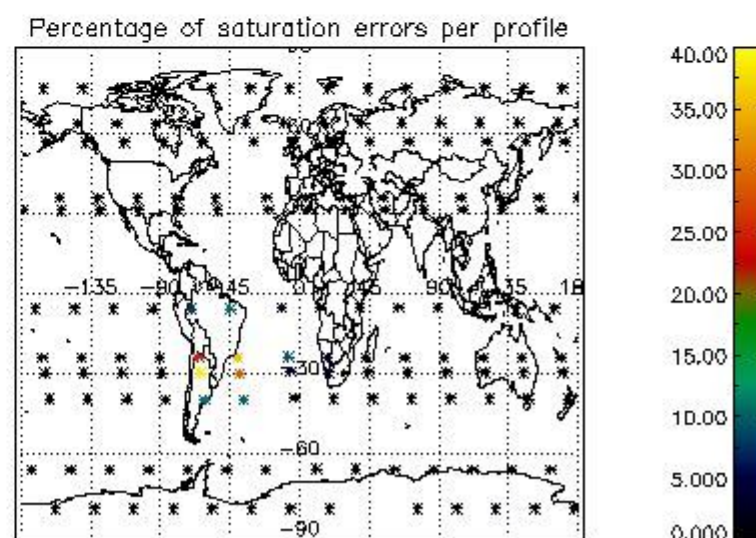
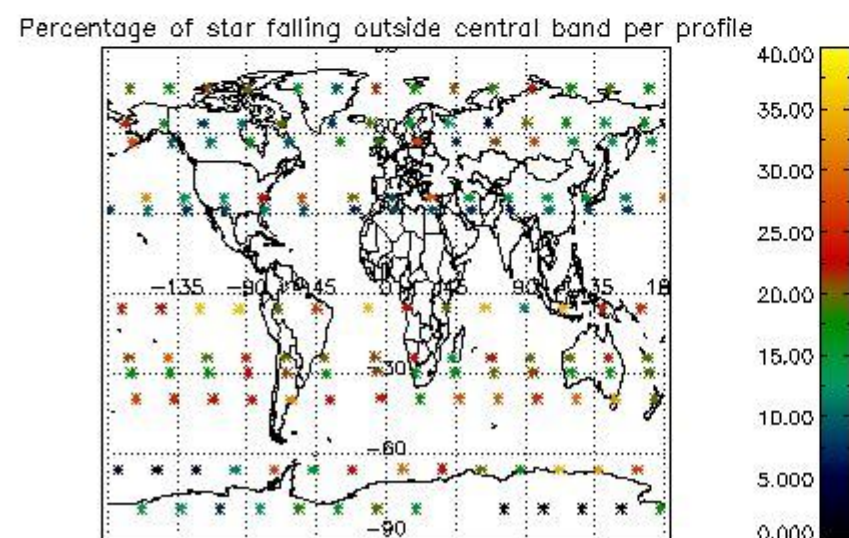
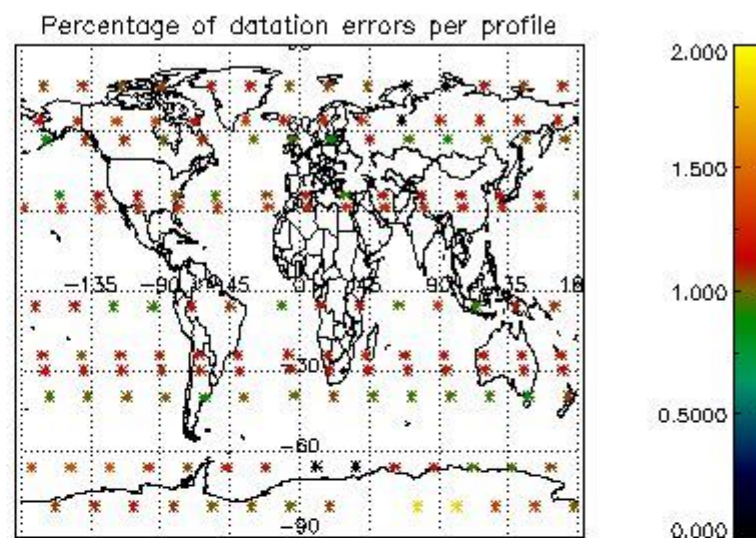
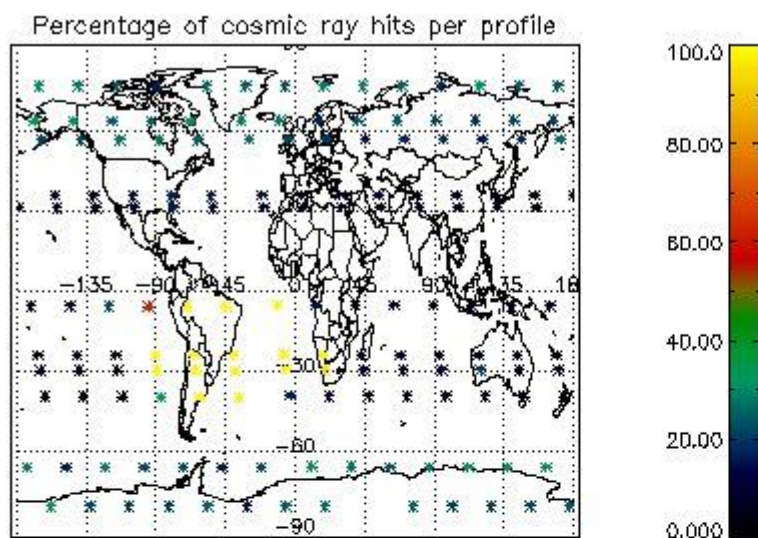


4.1.2 Plot level 1 quality information per product (time dependant): ENVI SAT DESCENDING passes

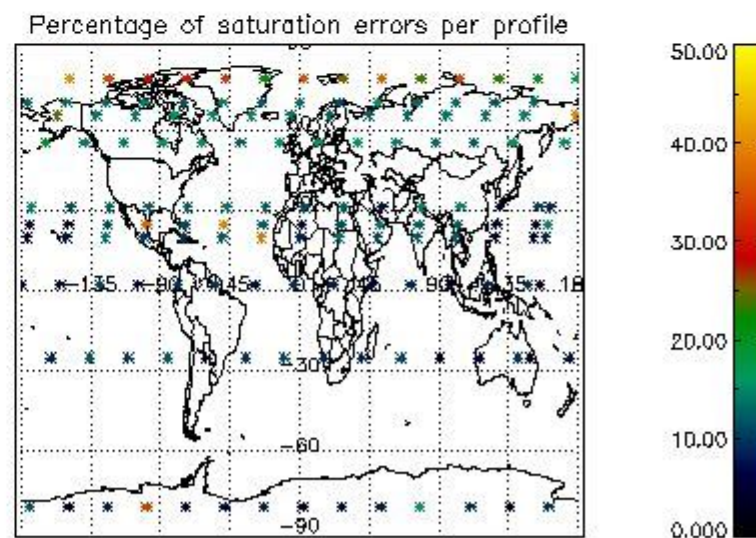
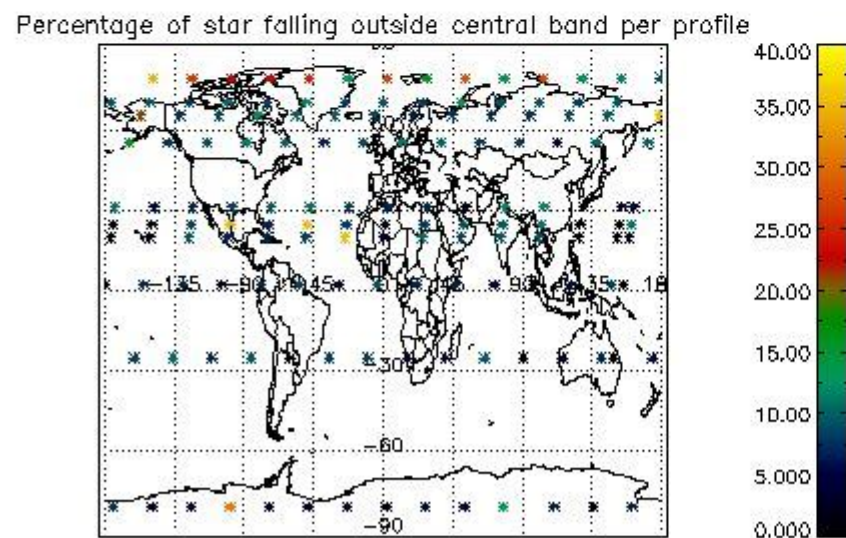
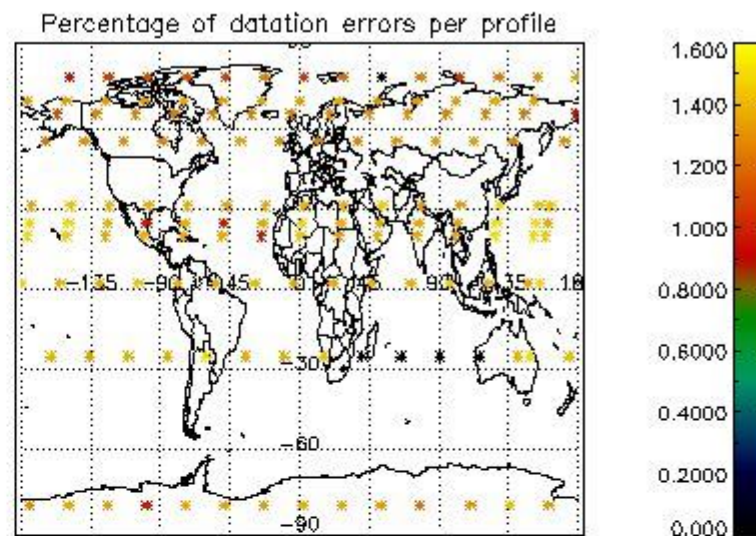
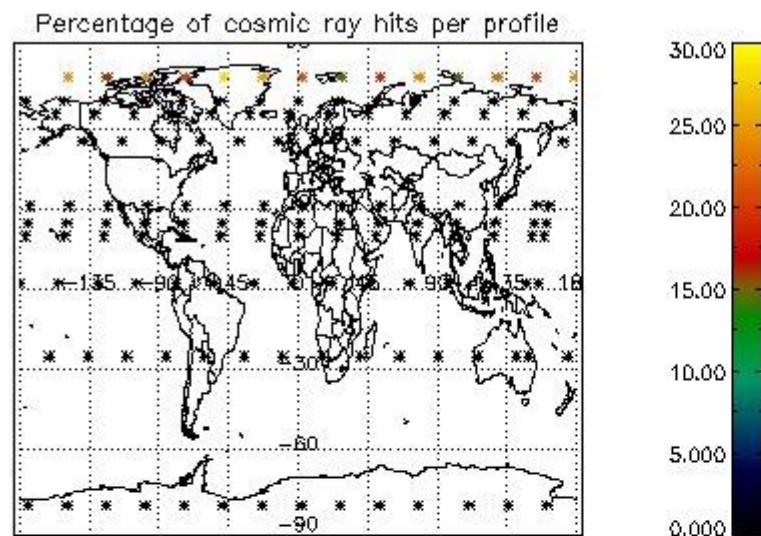


4.2 Plot quality information per product coming from level 1b processing (world map)

4.2.1 Plot level 1 quality information per product (world map): ENVISAT ASCENDING passes



4.2.2 Plot level 1 quality information per product (world map): ENVISAT DESCENDING passes



5. Trace gas profiles

5.1 Ozone statistics based on quality of products

The final quality of the products can be "measured" using the STD (Standard Deviation) attached to every point profile. This information is written to the parameter GOM_NL__2P/NL_LOCAL_SPECIES_DENSITY/o3_std of the level 2 products. The table below shows the statistics for given STD ranges.

The statistics are given with respect to the overall valid production:

- Products without fatal errors: GOM_NL__2P/MPH/PRODUCT_ERR=0
- Valid point profile: GOM_NL__2P/NL_LOCAL_SPECIES_DENSITY/pcd(0)=0

The 'Criteria' is applied to valid points of dark limb products:

- Products in dark limb illumination condition: GOM_NL__2P/NL_SUMMARY_QUALITY/obs_ill_cond=0
- Products without fatal errors: GOM_NL__2P/MPH/PRODUCT_ERR=0
- Valid point profile: GOM_NL__2P/NL_LOCAL_SPECIES_DENSITY/pcd(0)=0

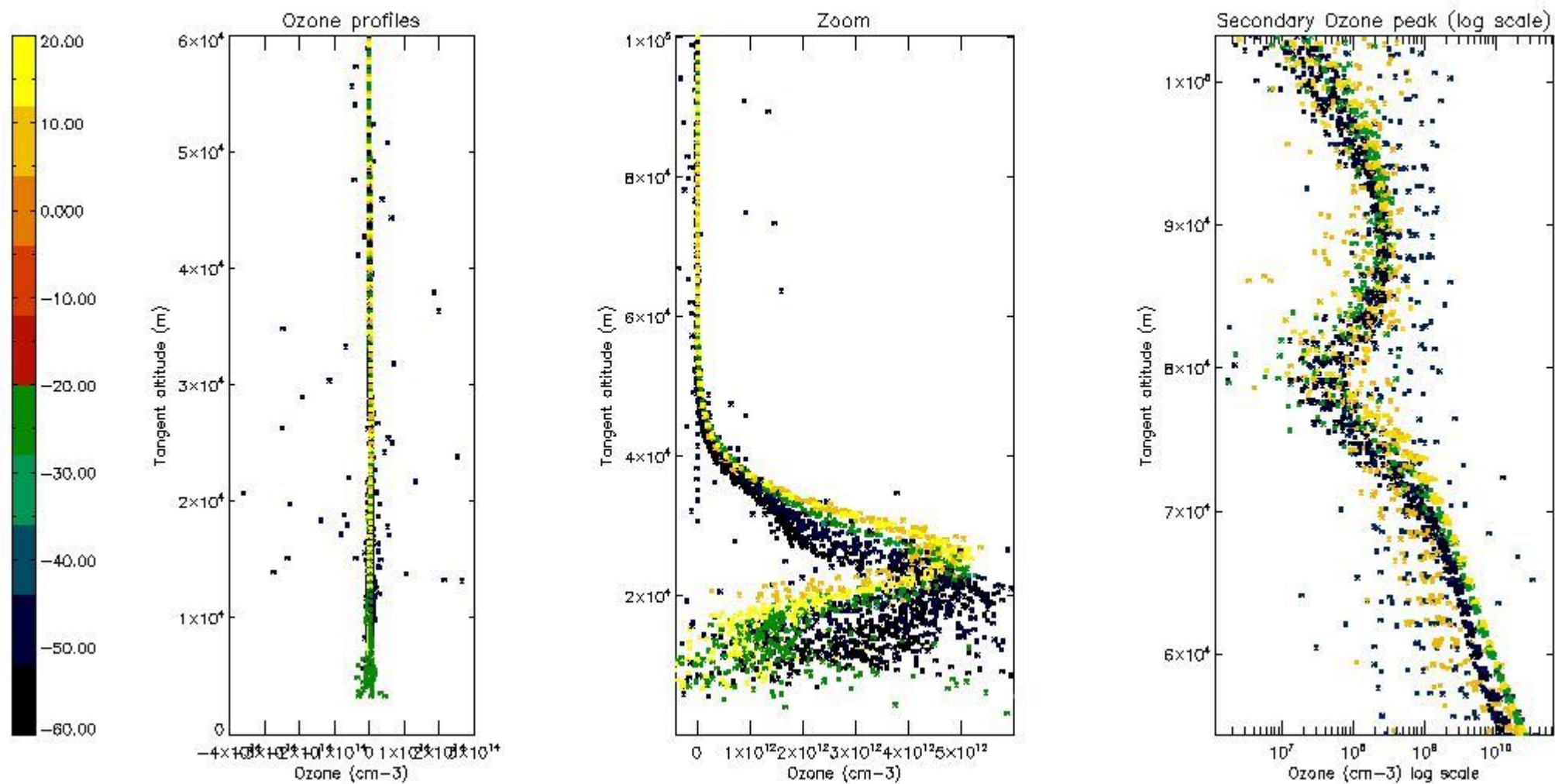
So, the table below shows the percentage of dark limb and valid observations for each criteria with respect to the overall valid daily observations.

Criteria	% of total production
All STD	31
STD < 20	19

STD < 10	15
STD < 5	12

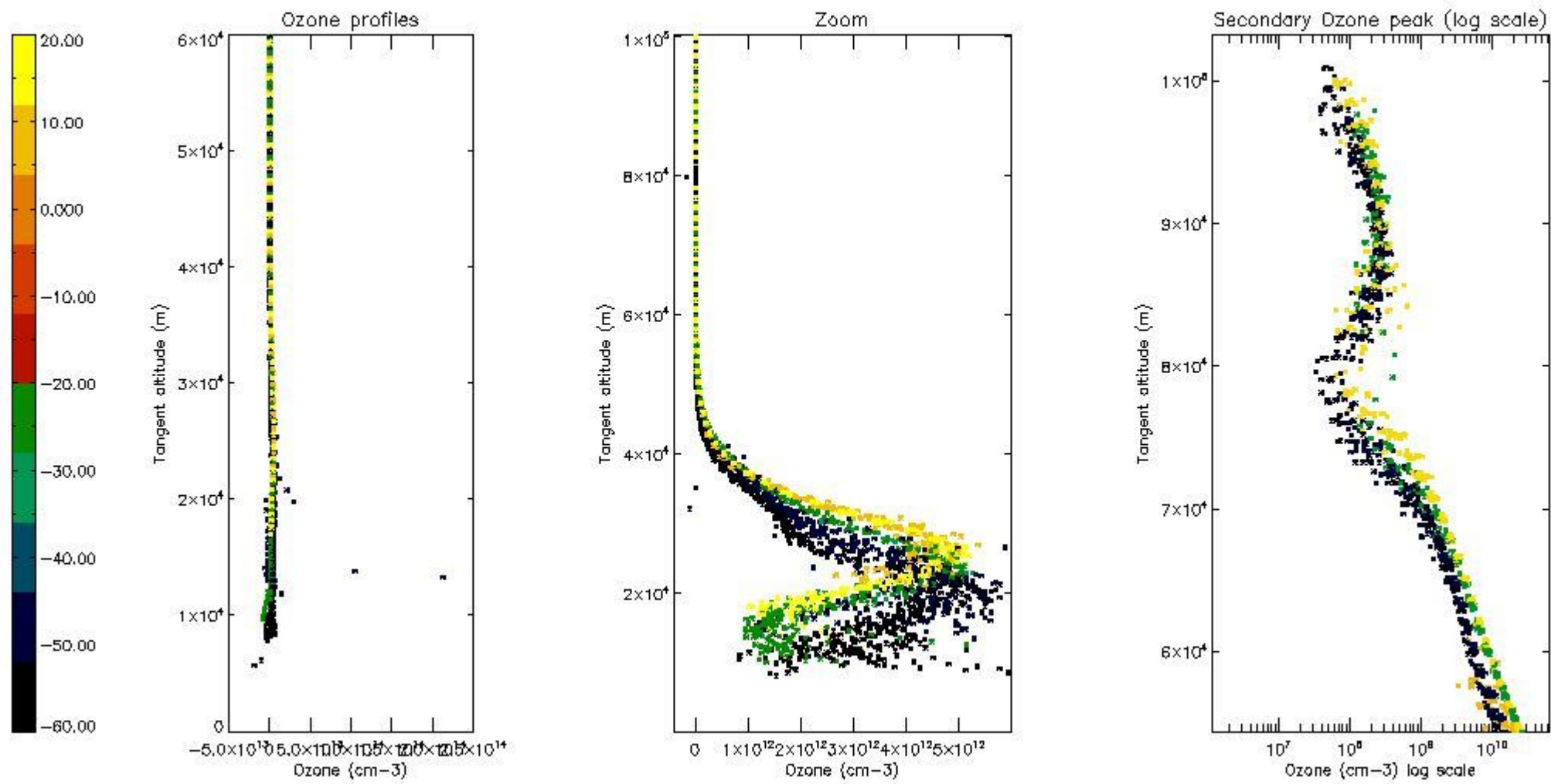
5.2 Plot ozone profiles for all STD (dark without errors)

The colorbar represents the latitude.



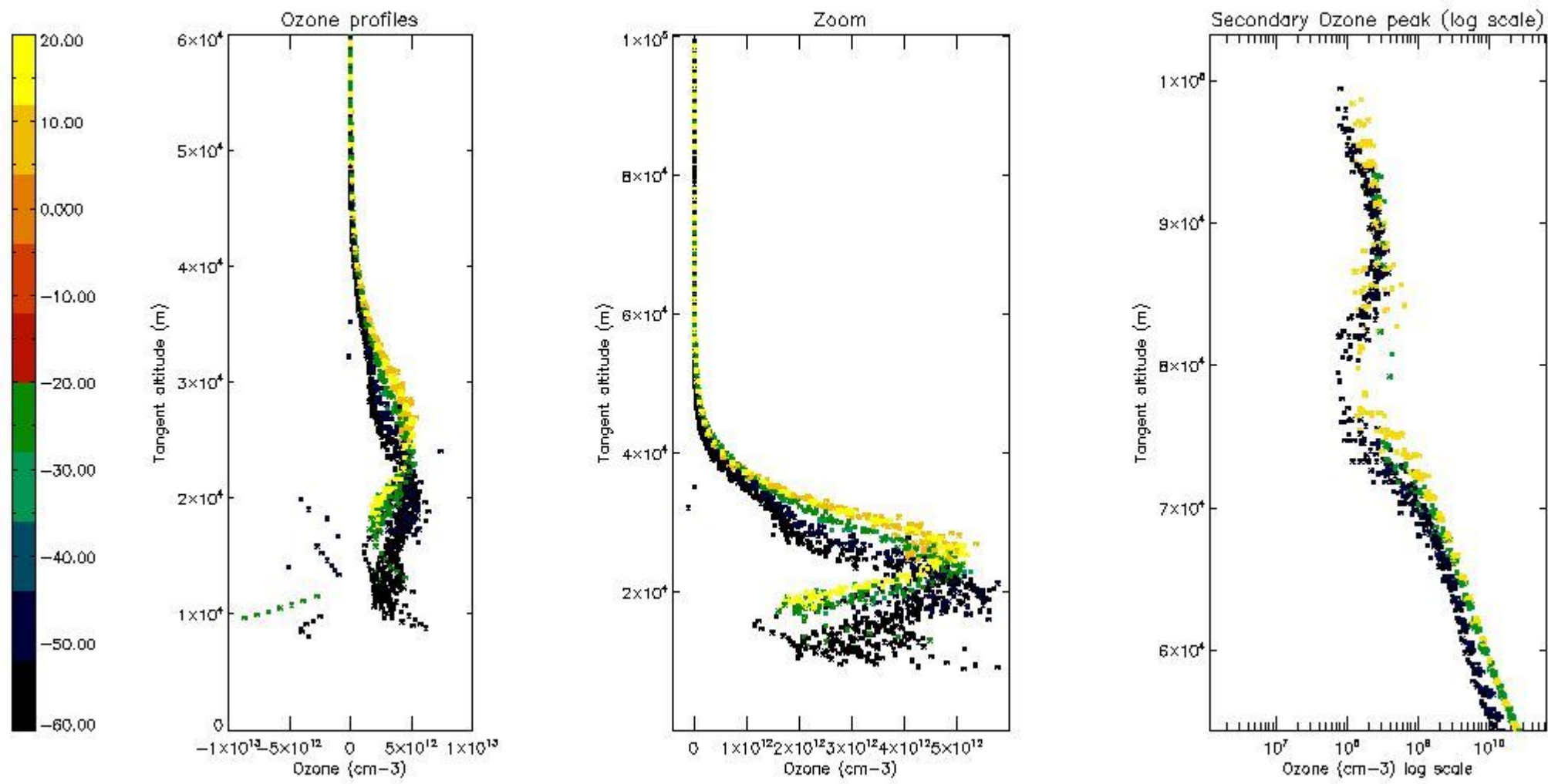
5.3 Plot ozone profiles where STD < 20% (dark without errors)

The colorbar represents the latitude.



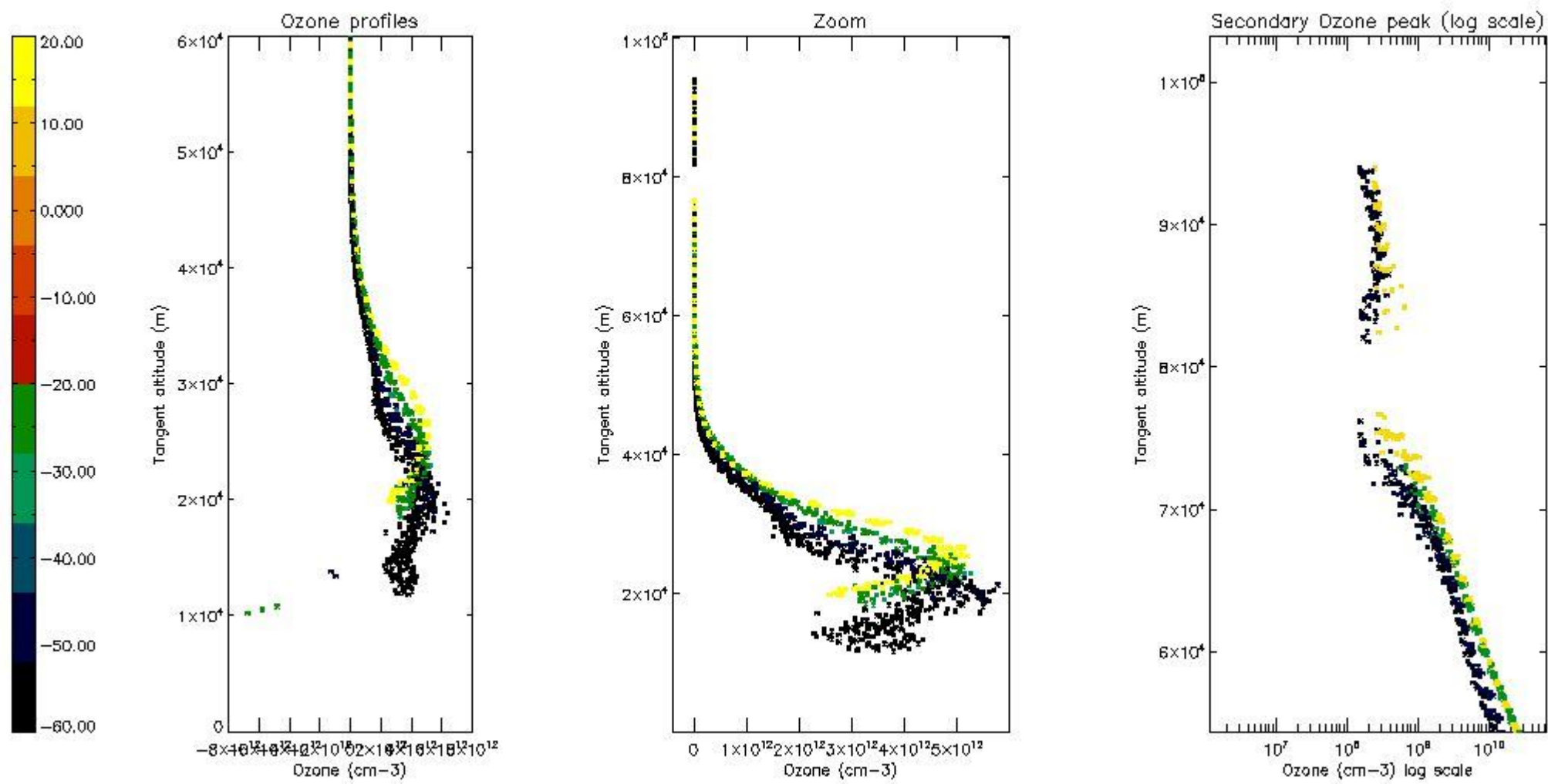
5.4 Plot ozone profiles where $STD < 10\%$ (dark without errors)

The colorbar represents the latitude.



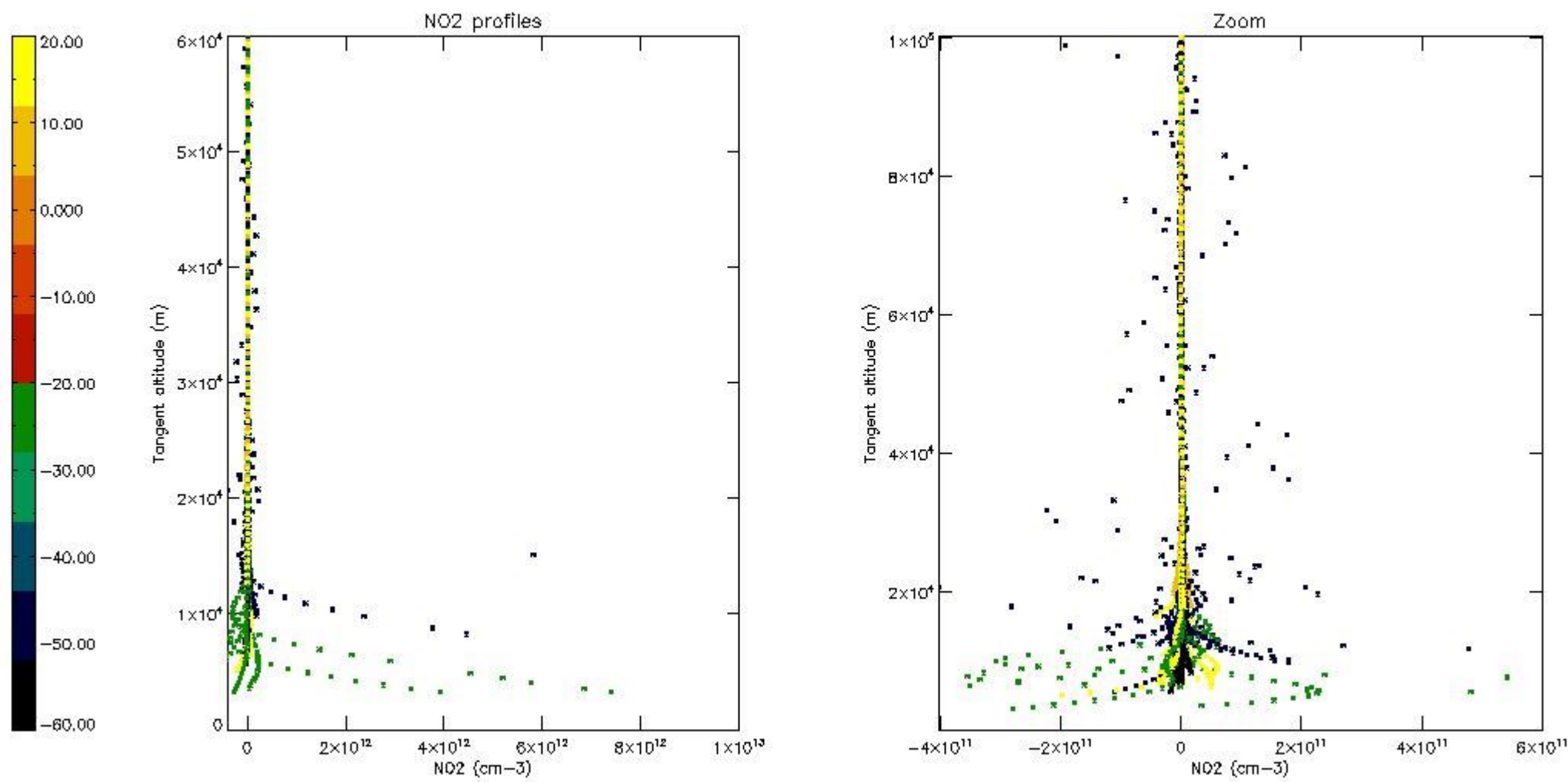
5.5 Plot ozone profiles where STD < 5% (dark without errors)

The colorbar represents the latitude.



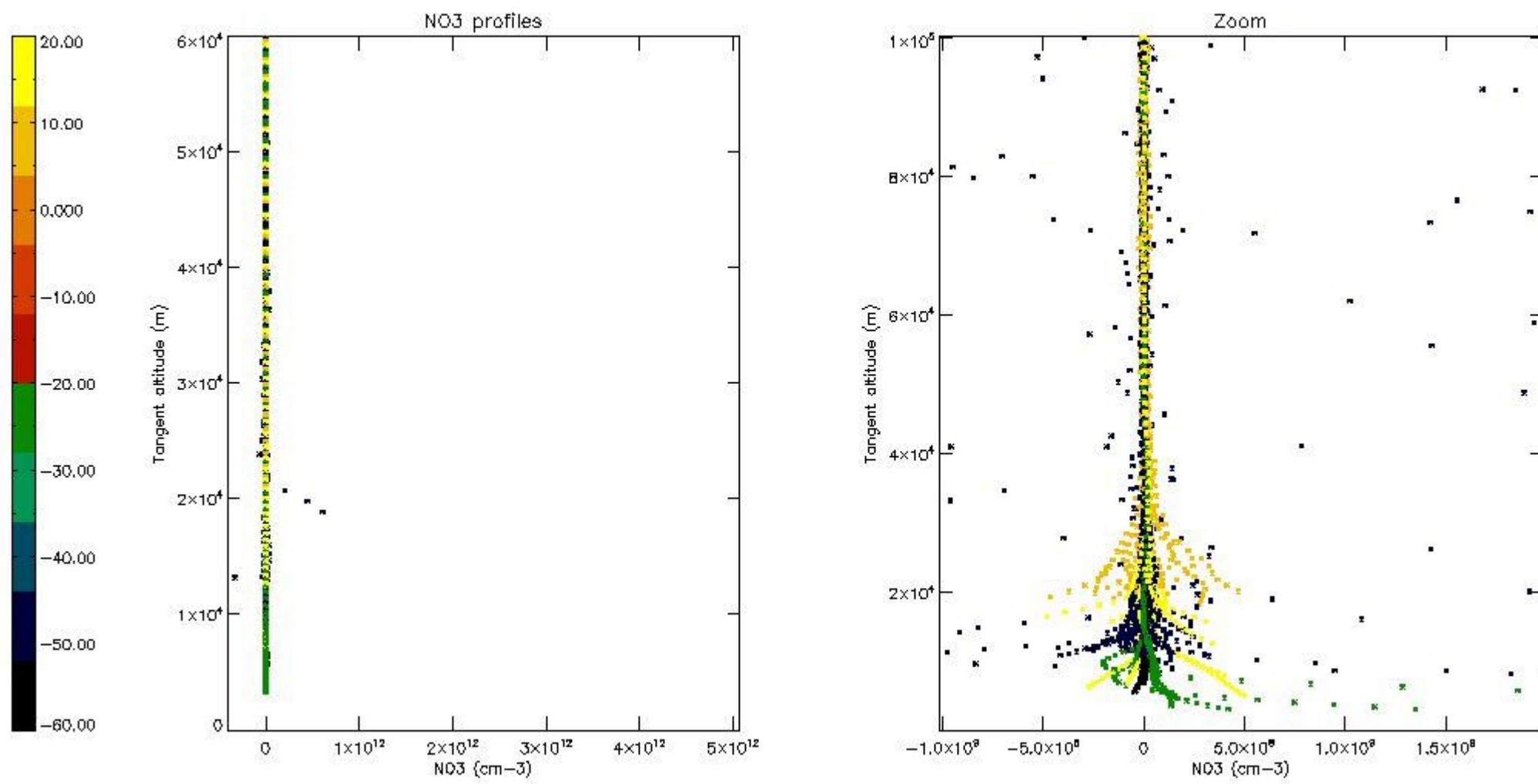
5.6 Plot NO₂ profiles for all STD (dark without errors)

The colorbar represents the latitude.



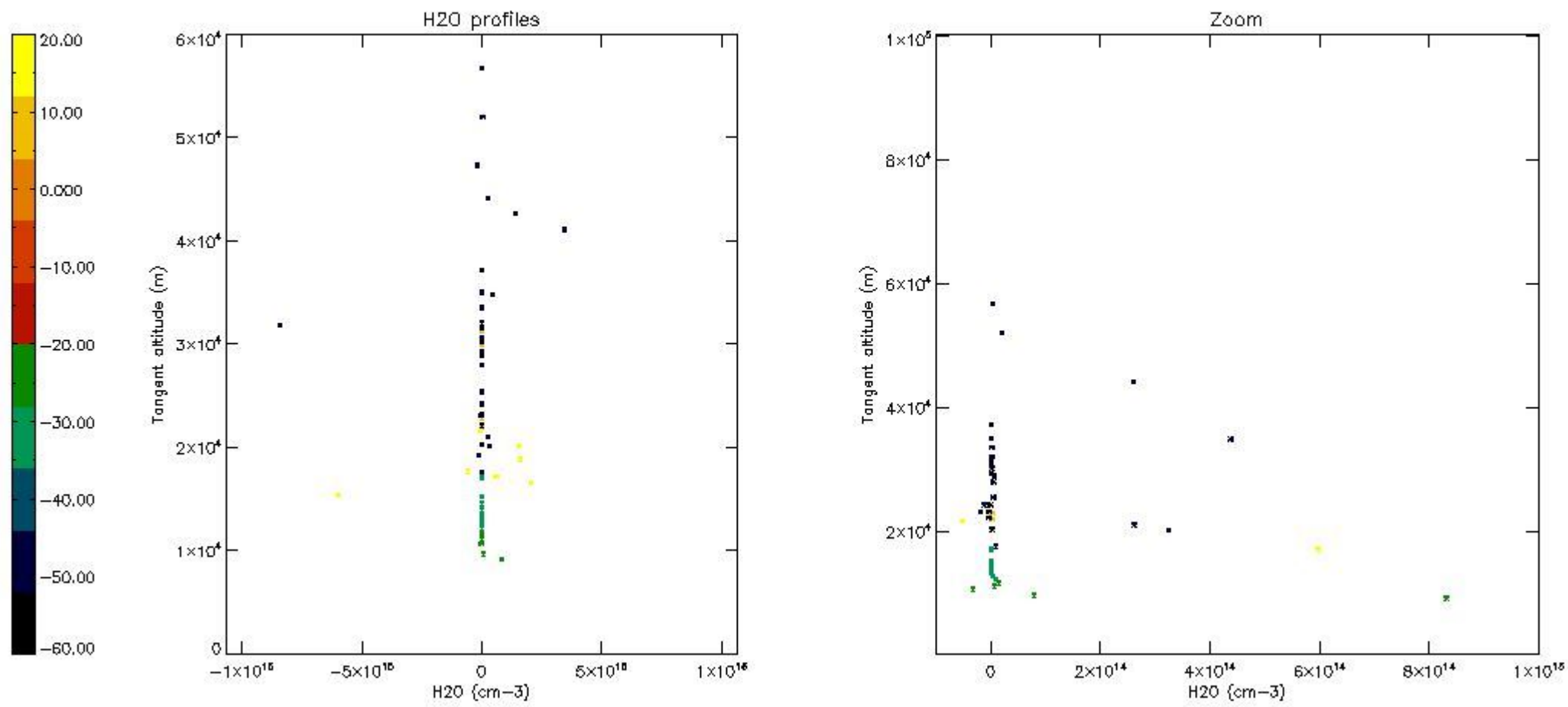
5.7 Plot NO3 profiles for all STD (dark without errors)

The colorbar represents the latitude.



5.8 Plot H₂O profiles for all STD (only for occultations of stars 1,2,3,4,13,14,16,26,63 dark without errors)

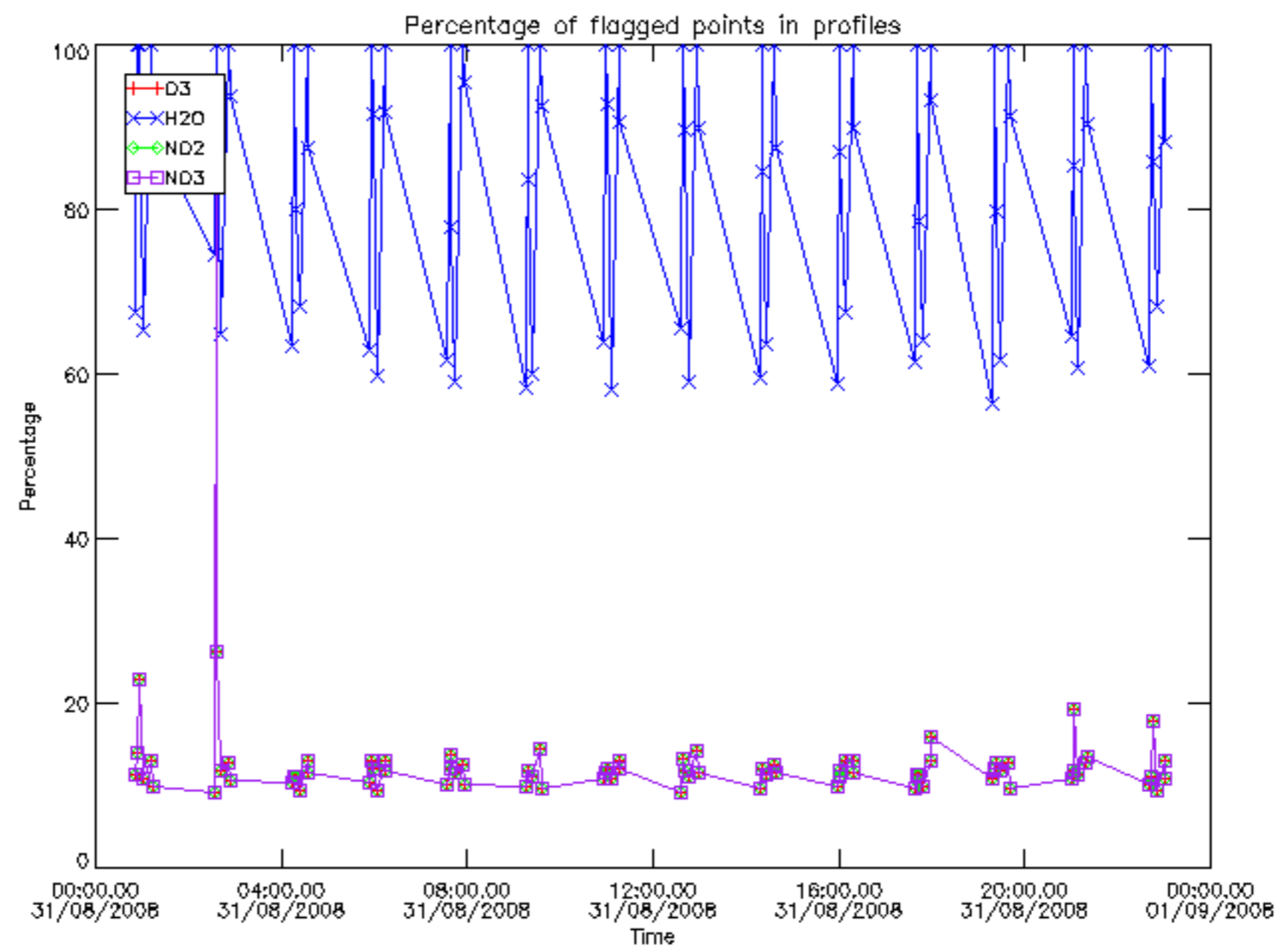
The colorbar represents the latitude.



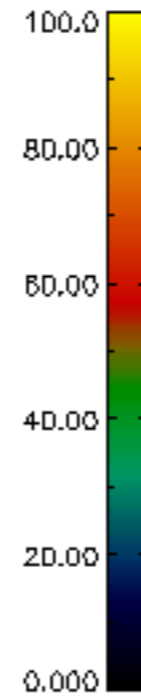
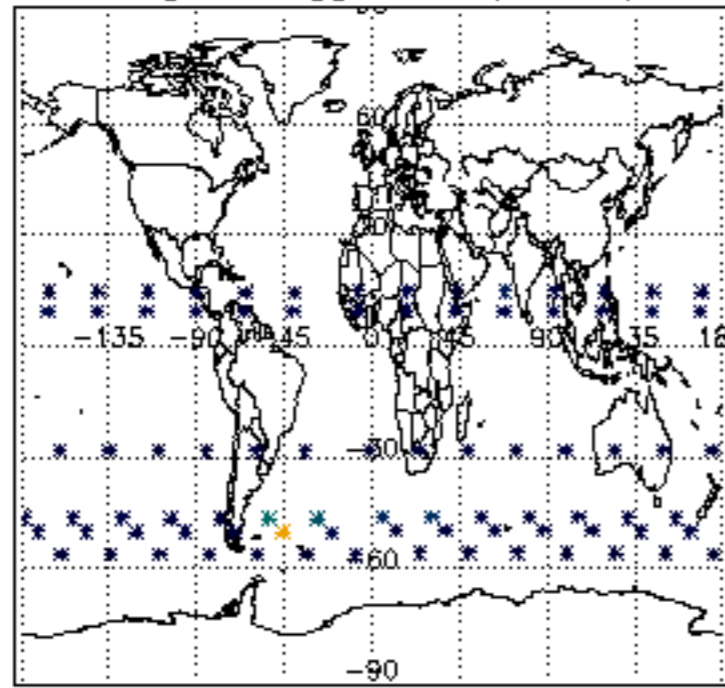
6. Auxiliary Data Files used for the production reported in section 2

The number reported in the third column indicates since which file (see list in section 2) the corresponding auxiliary file has been used. The fourth column is the date of those product files.

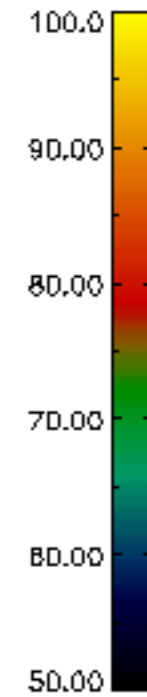
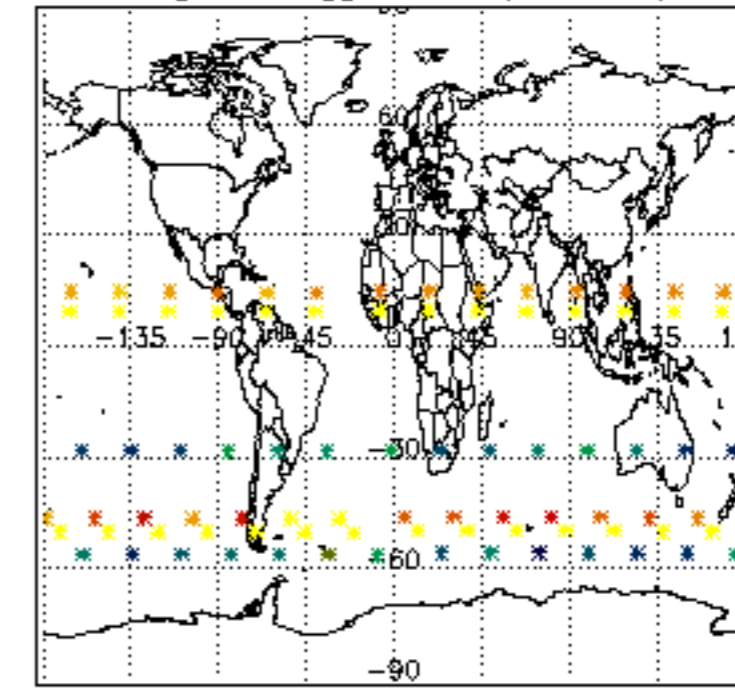
Type	Auxiliary Filename	Used since product	Used since product date
INST_PHYS_CHARACTERISTICS	GOM_INS_AXVIEC20091111_143220_20030716_120000_20500101_000000	1	31-AUG-2008 00:04:17
LEVEL-2_PROC_CONFIG	GOM_PR2_AXVIEC20091111_152718_20020301_000000_20500101_000000	1	31-AUG-2008 00:04:17
CROSS_SECTIONS_FILE	GOM_CRS_AXVIEC20091111_154832_20020301_000000_20500101_000000	1	31-AUG-2008 00:04:17



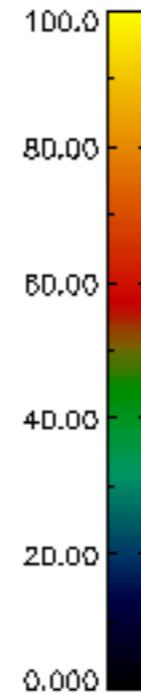
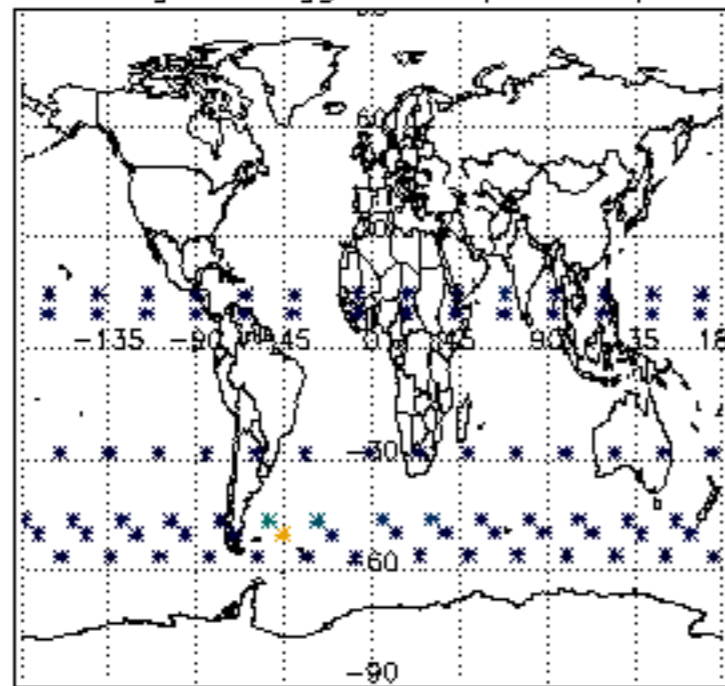
Percentage of flagged data per D3 profile



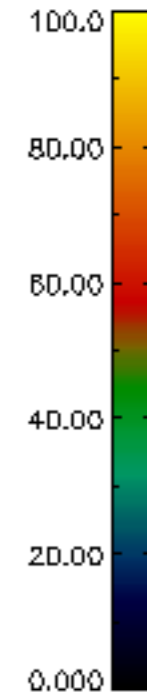
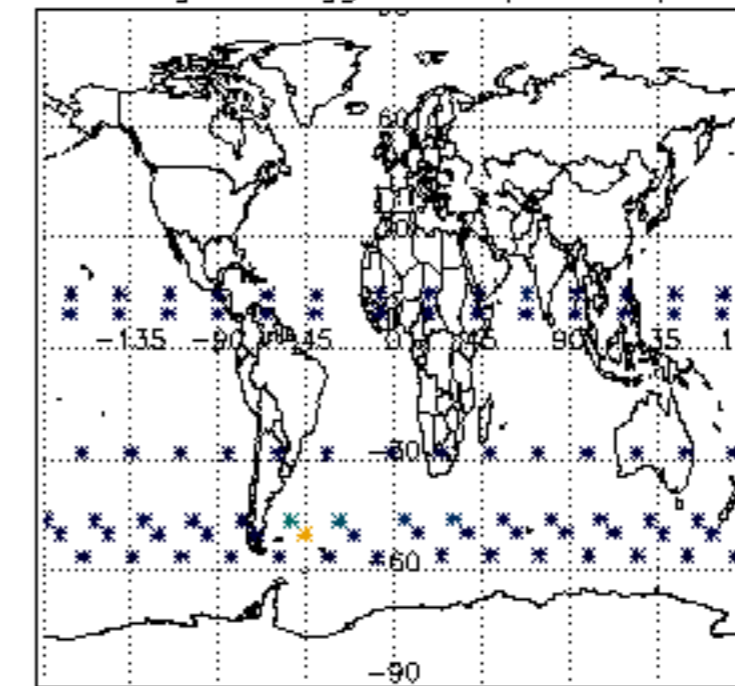
Percentage of flagged data per H2O profile

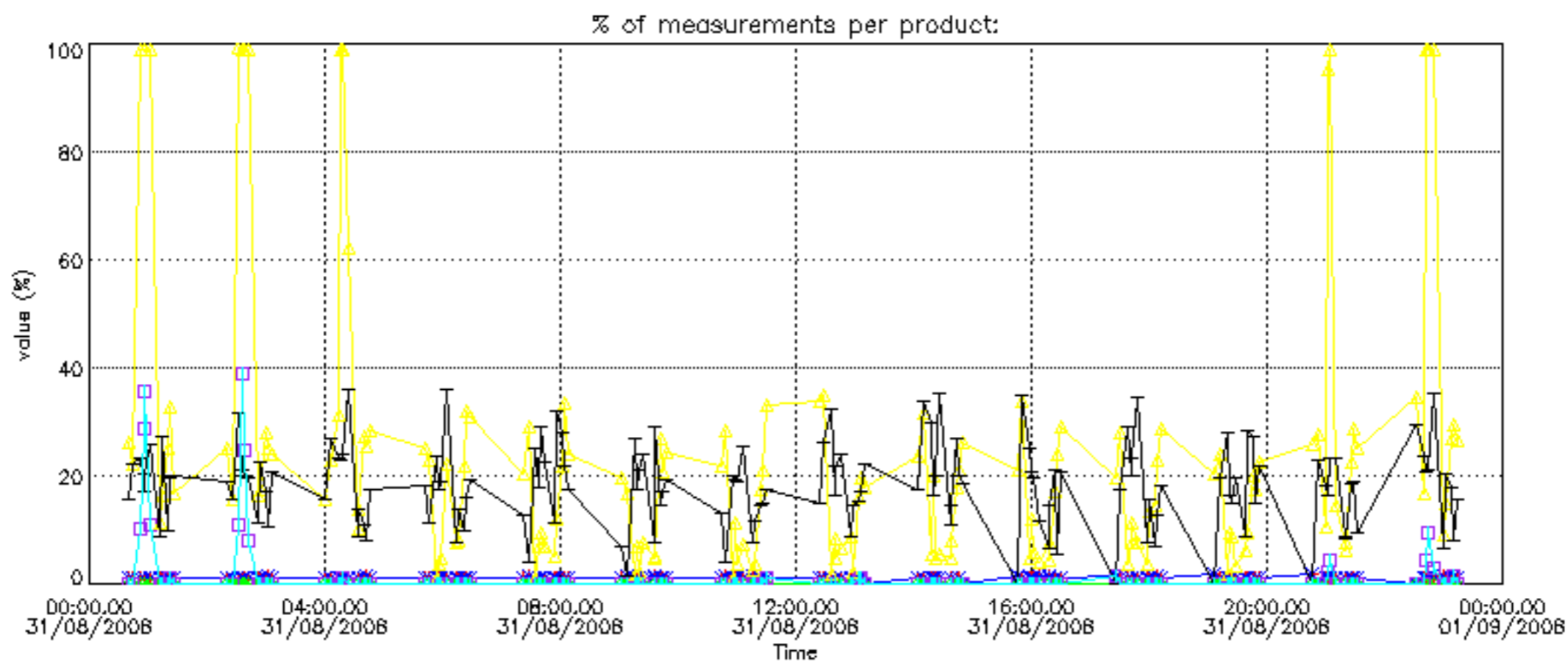


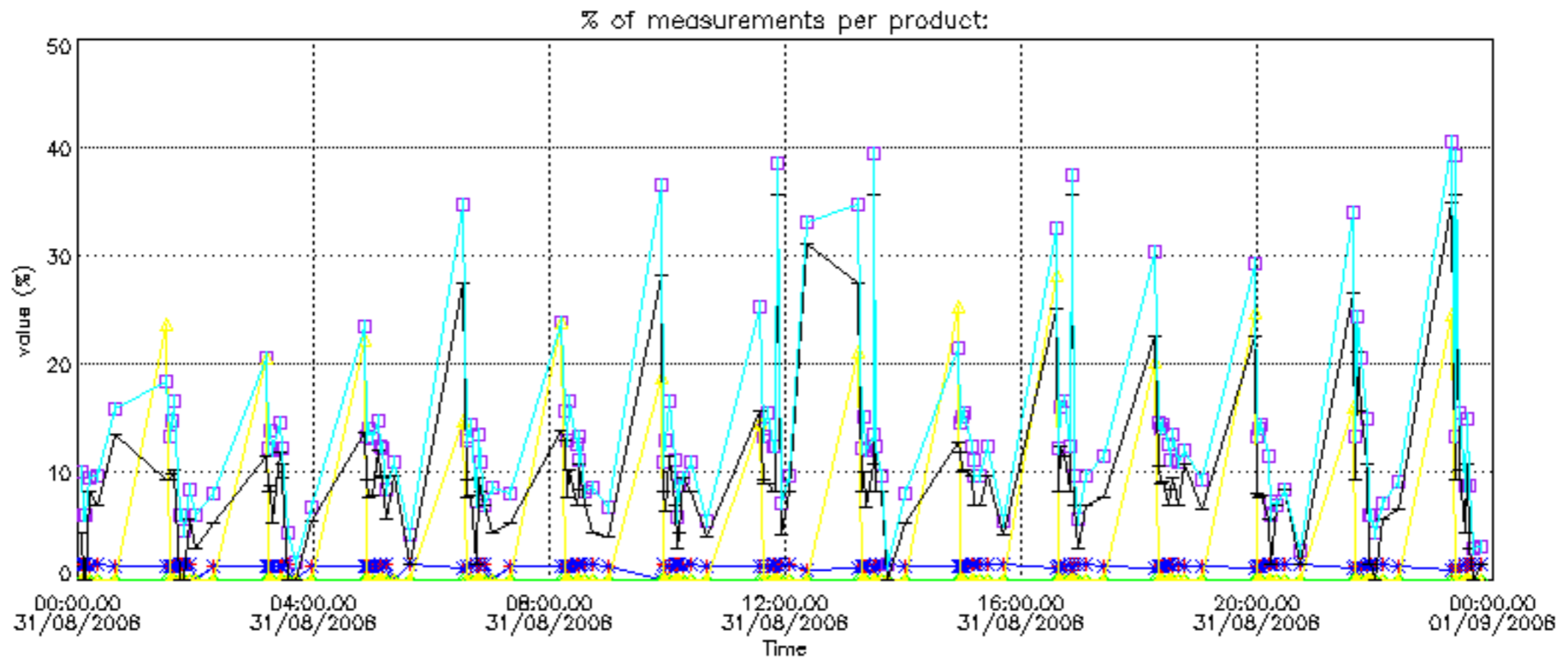
Percentage of flagged data per NO2 profile



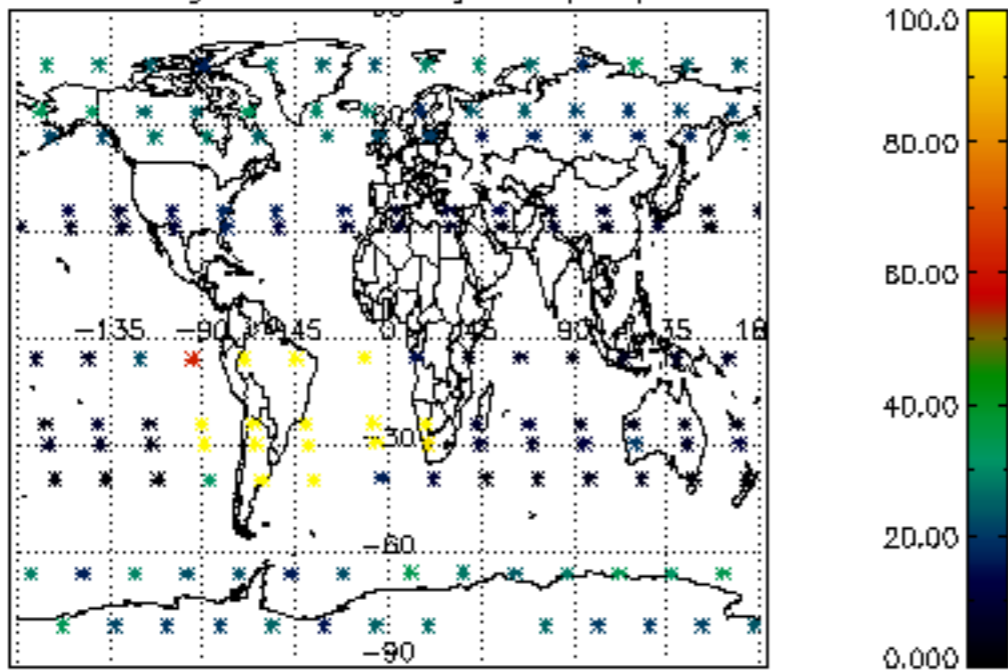
Percentage of flagged data per NO3 profile



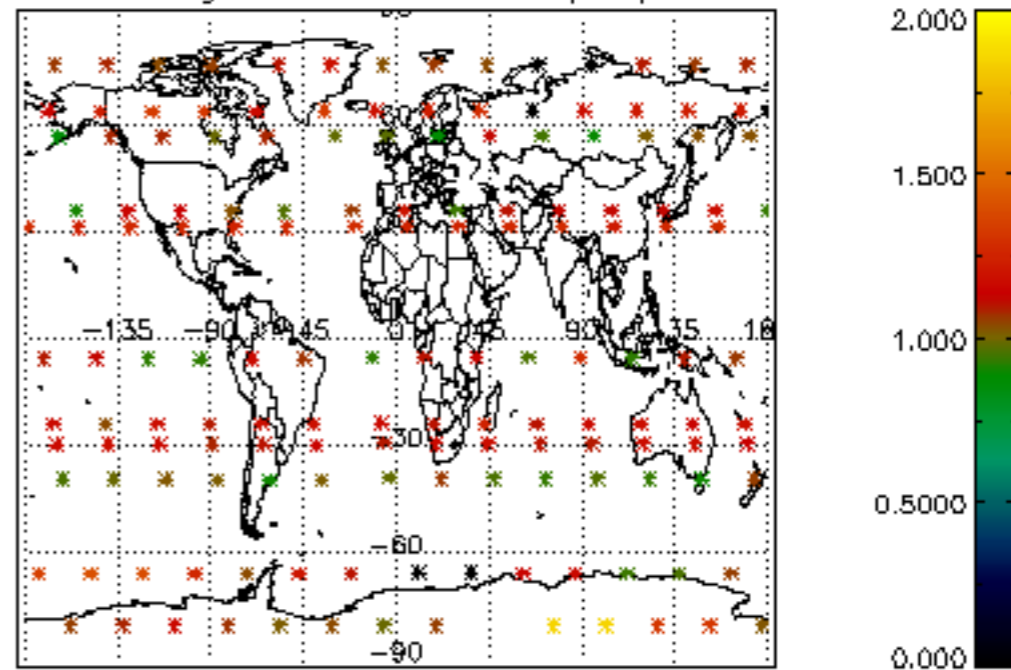




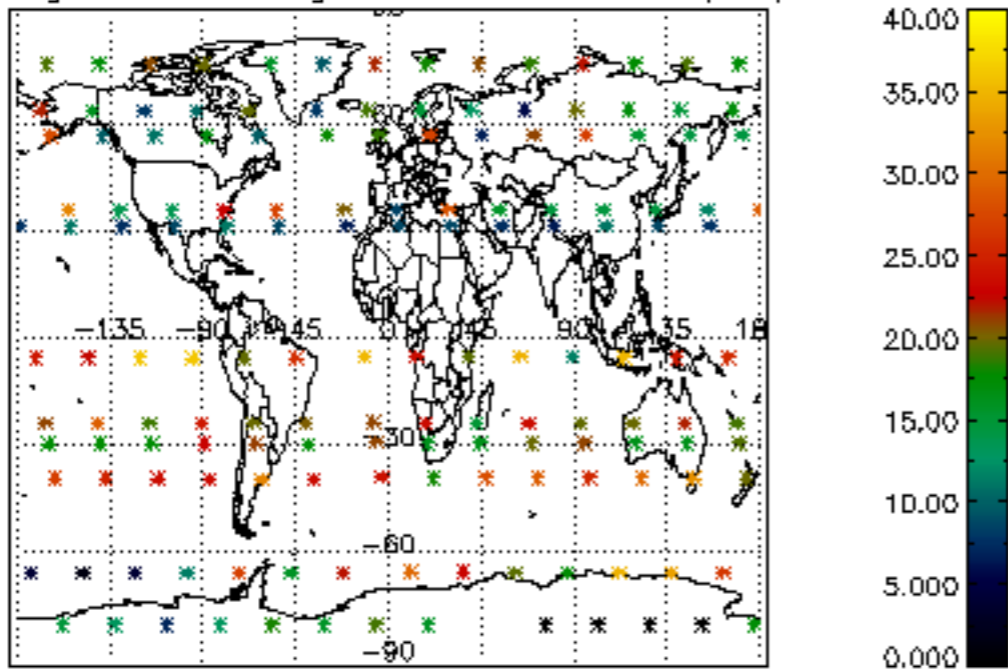
Percentage of cosmic ray hits per profile



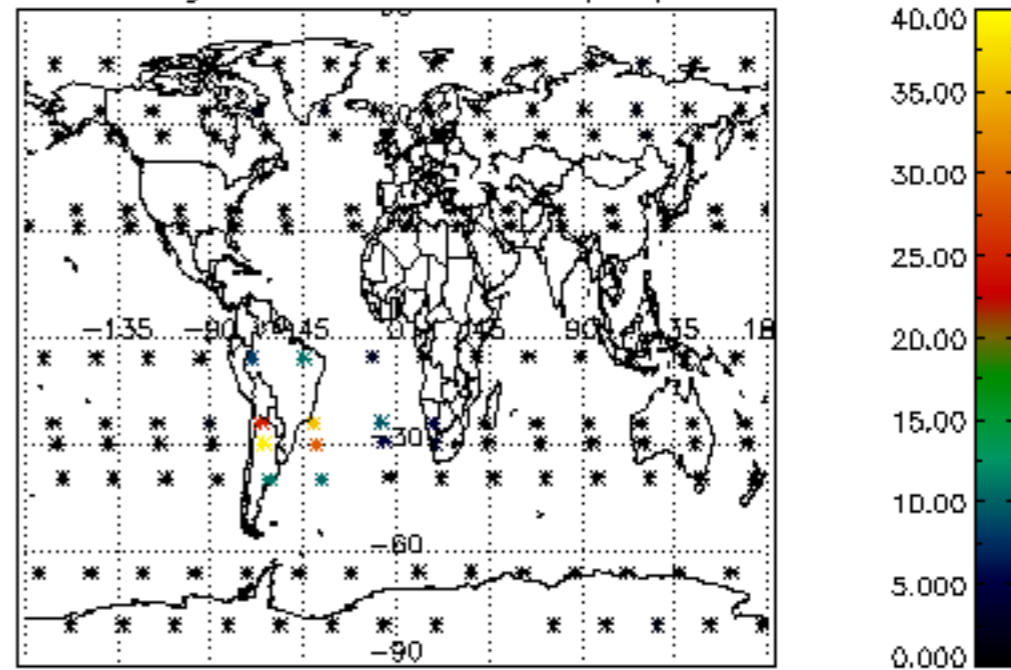
Percentage of datation errors per profile



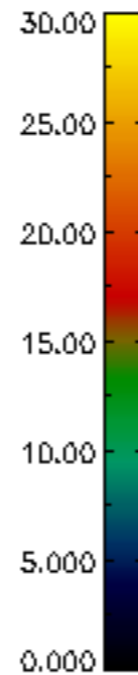
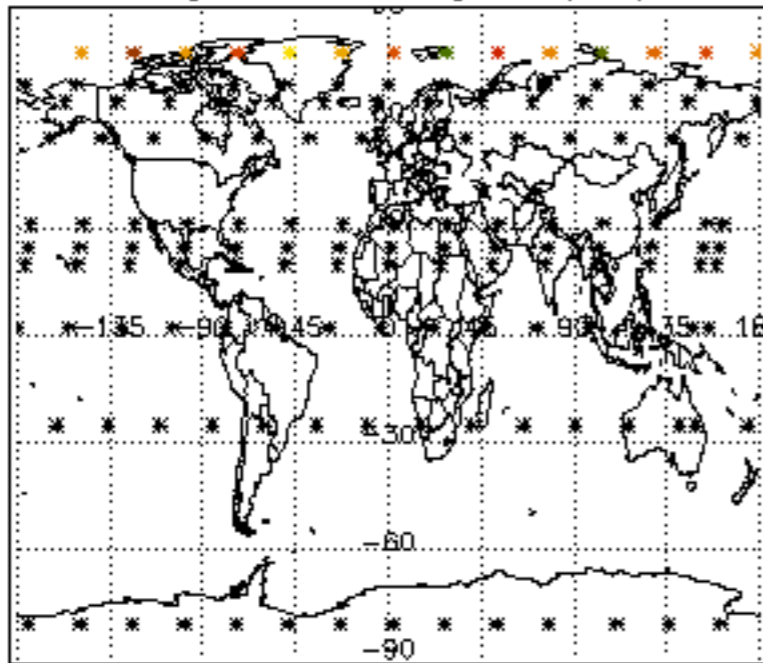
Percentage of star falling outside central band per profile



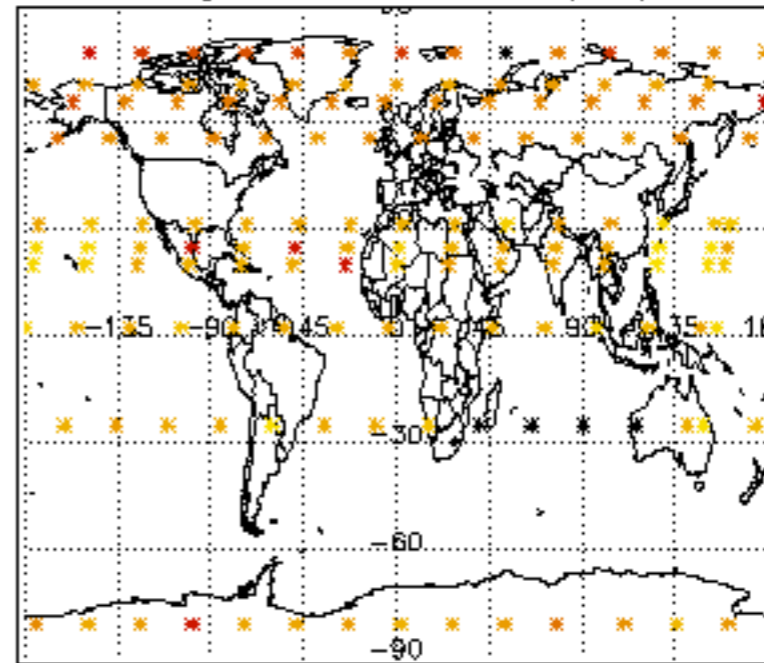
Percentage of saturation errors per profile



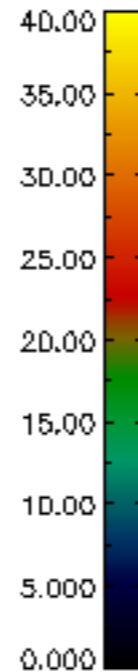
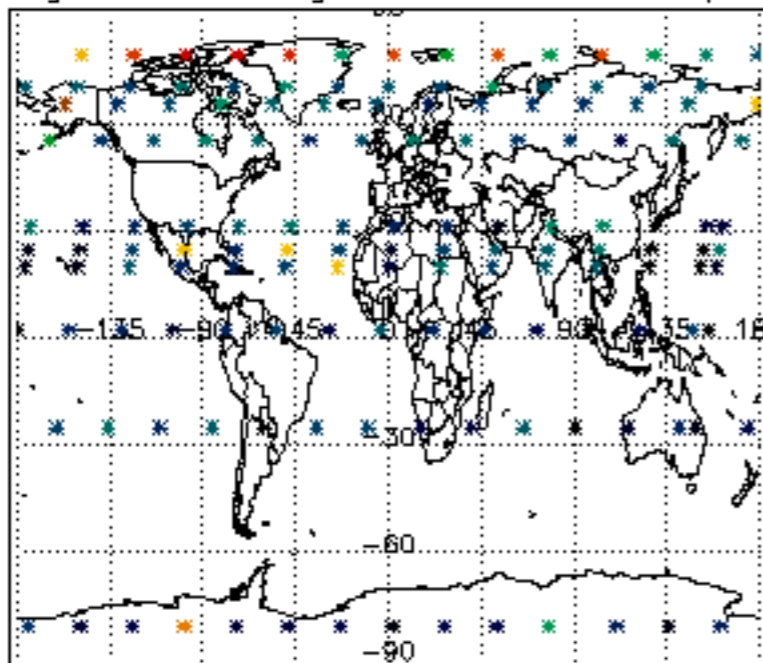
Percentage of cosmic ray hits per profile



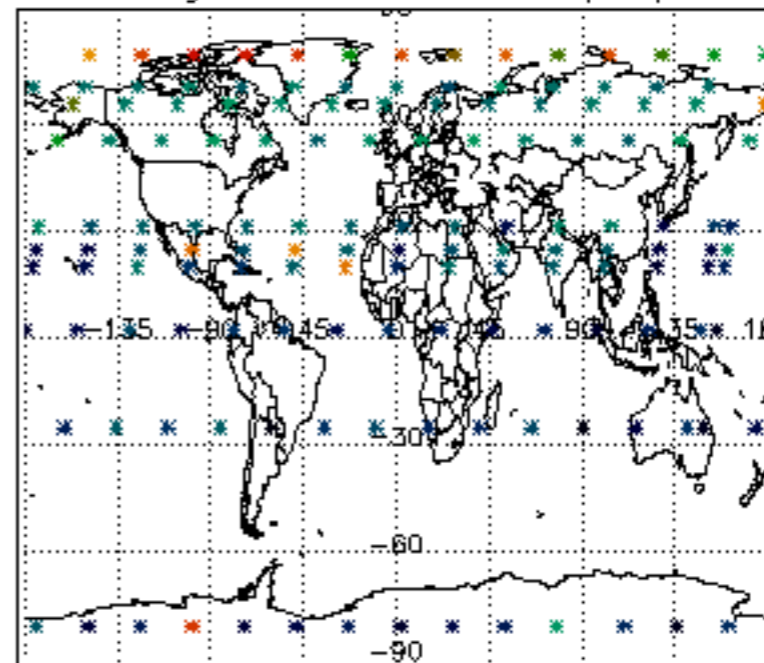
Percentage of datation errors per profile

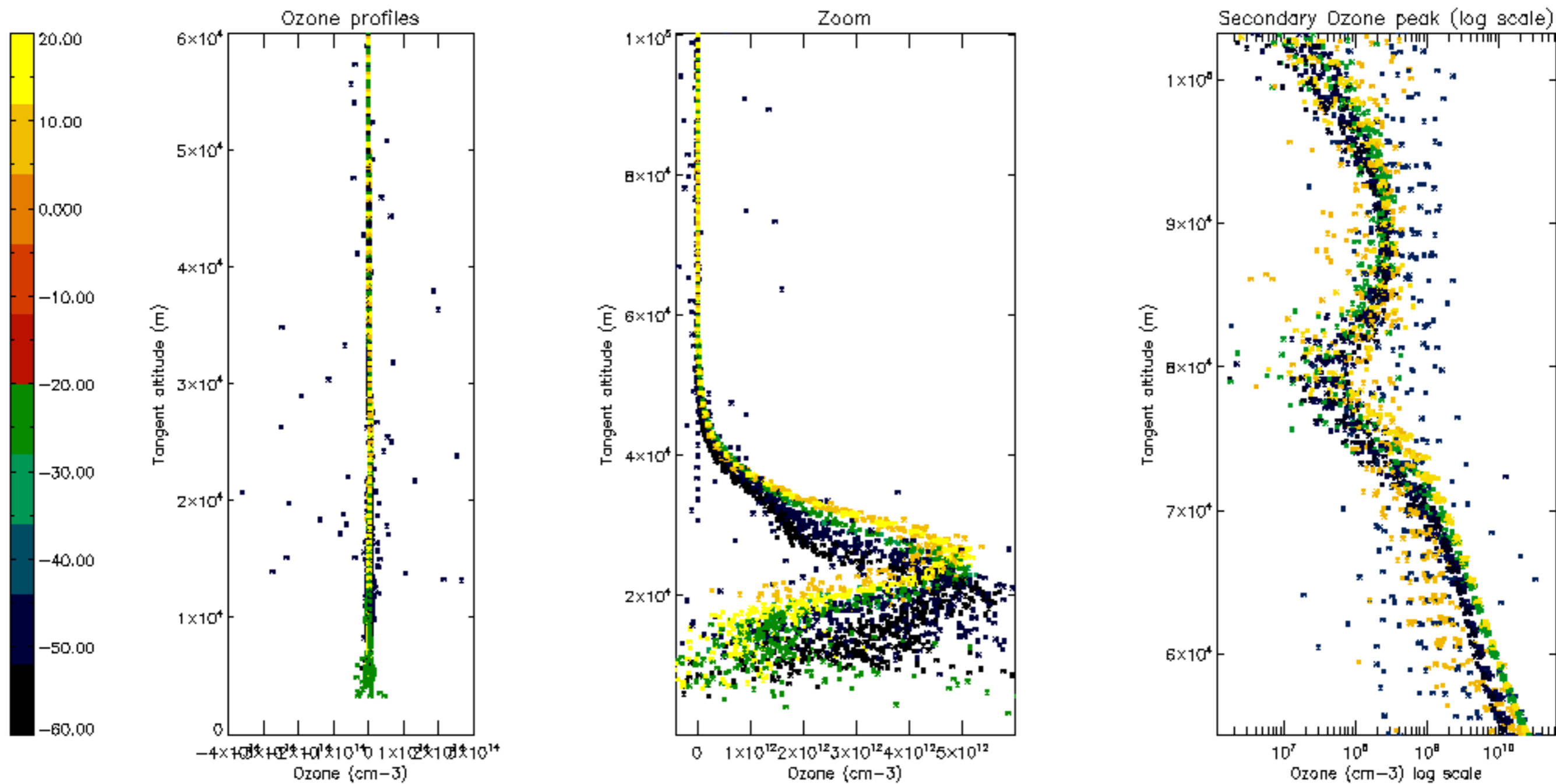


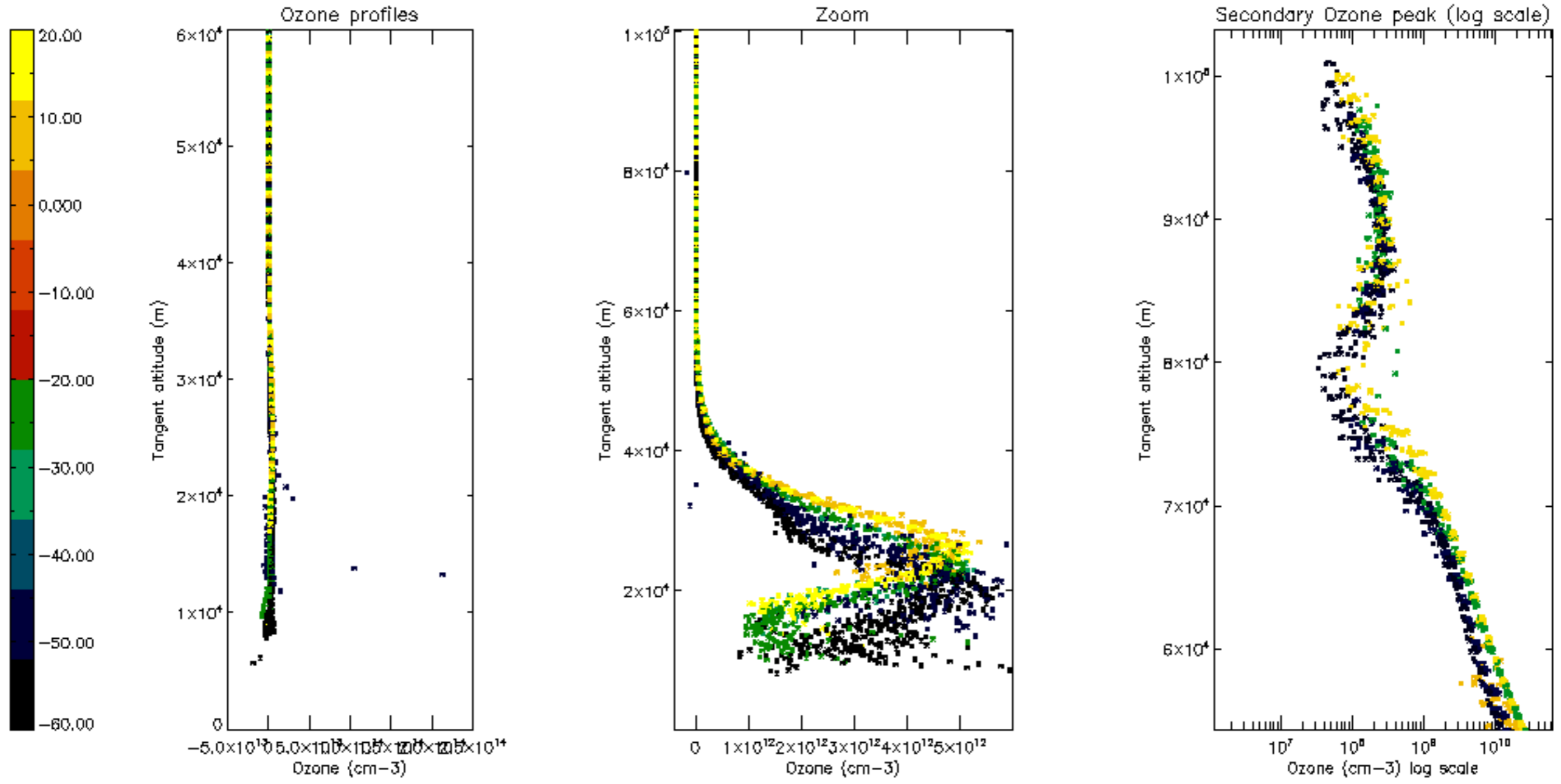
Percentage of star falling outside central band per profile

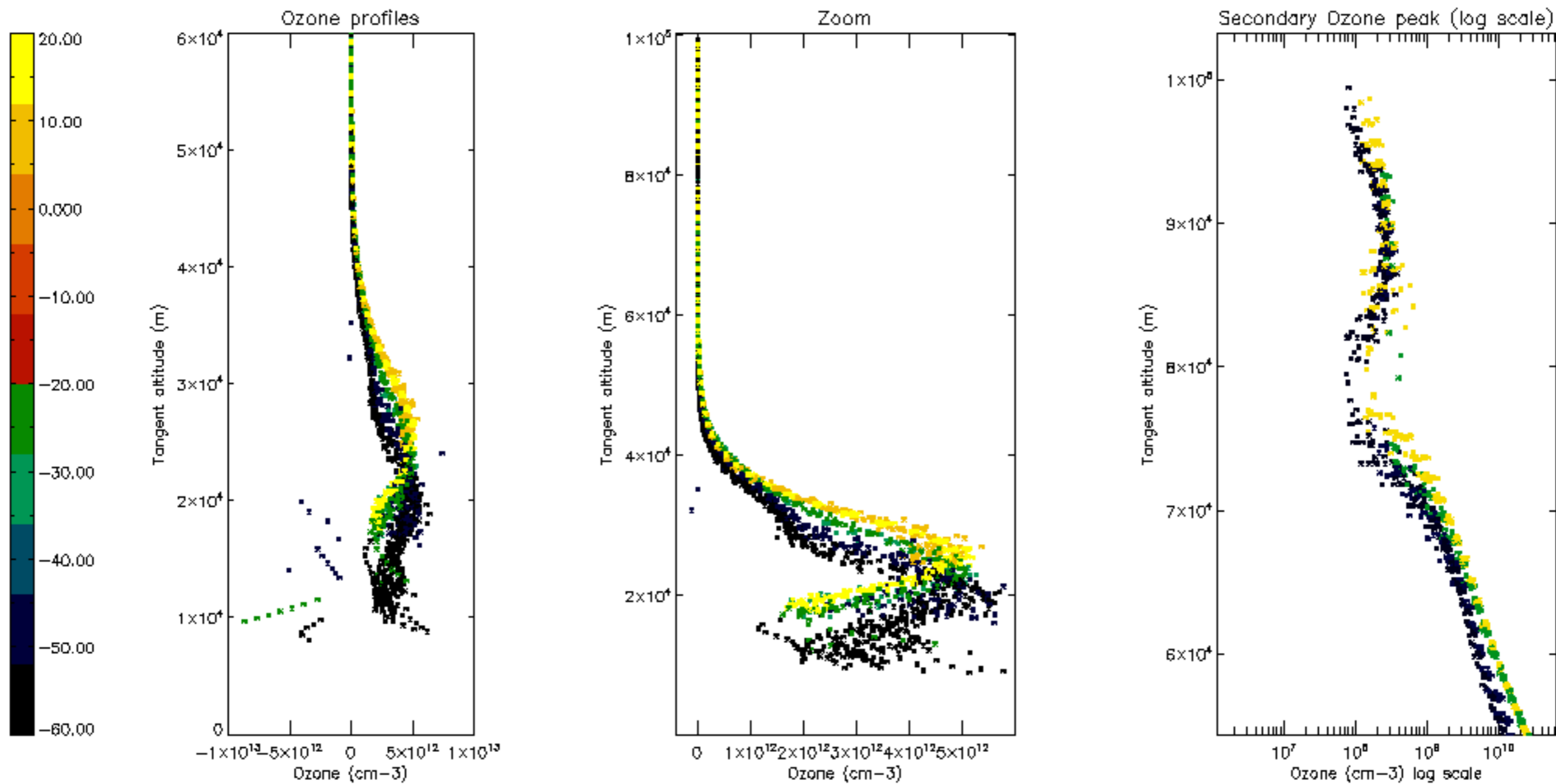


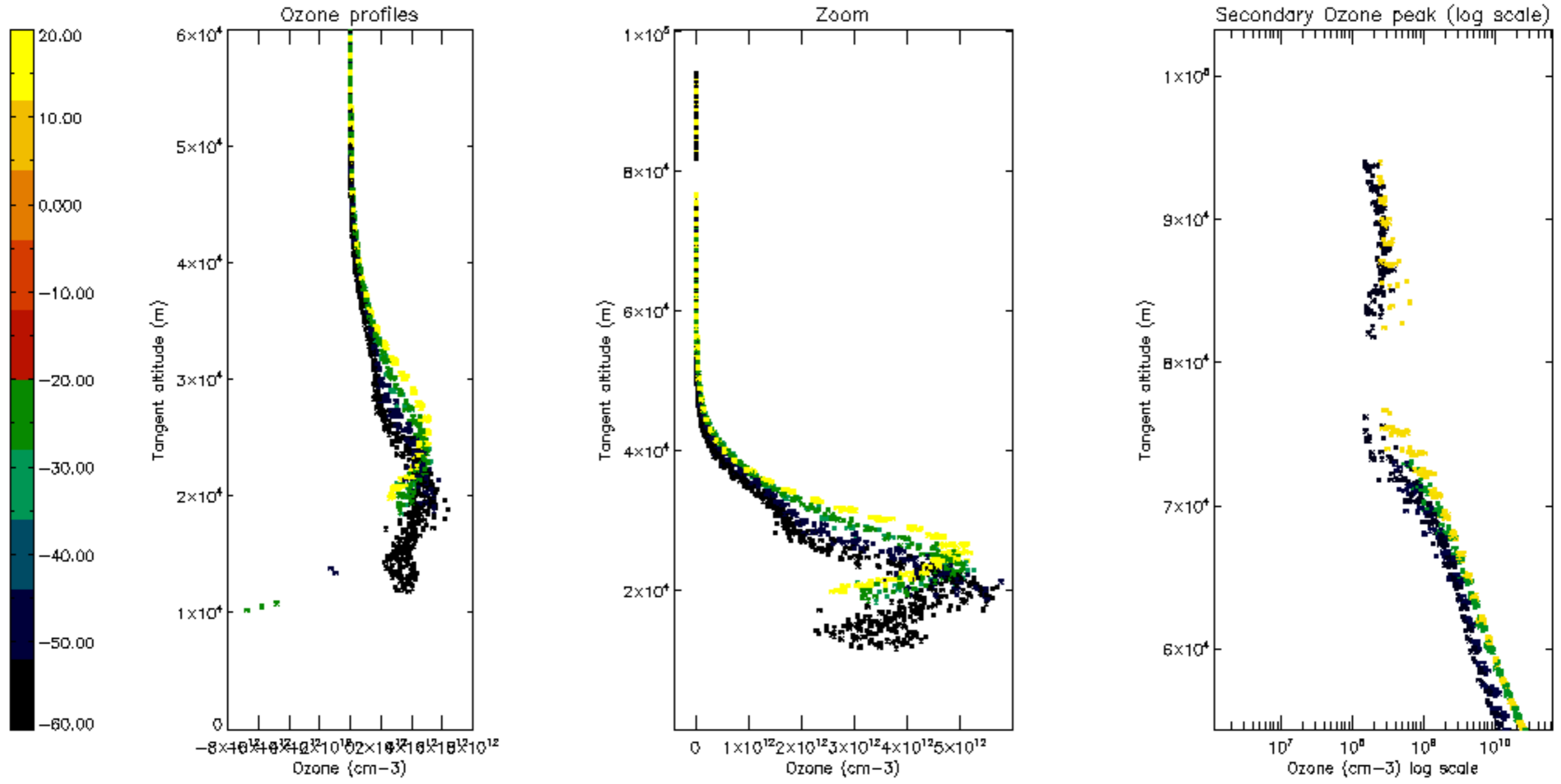
Percentage of saturation errors per profile

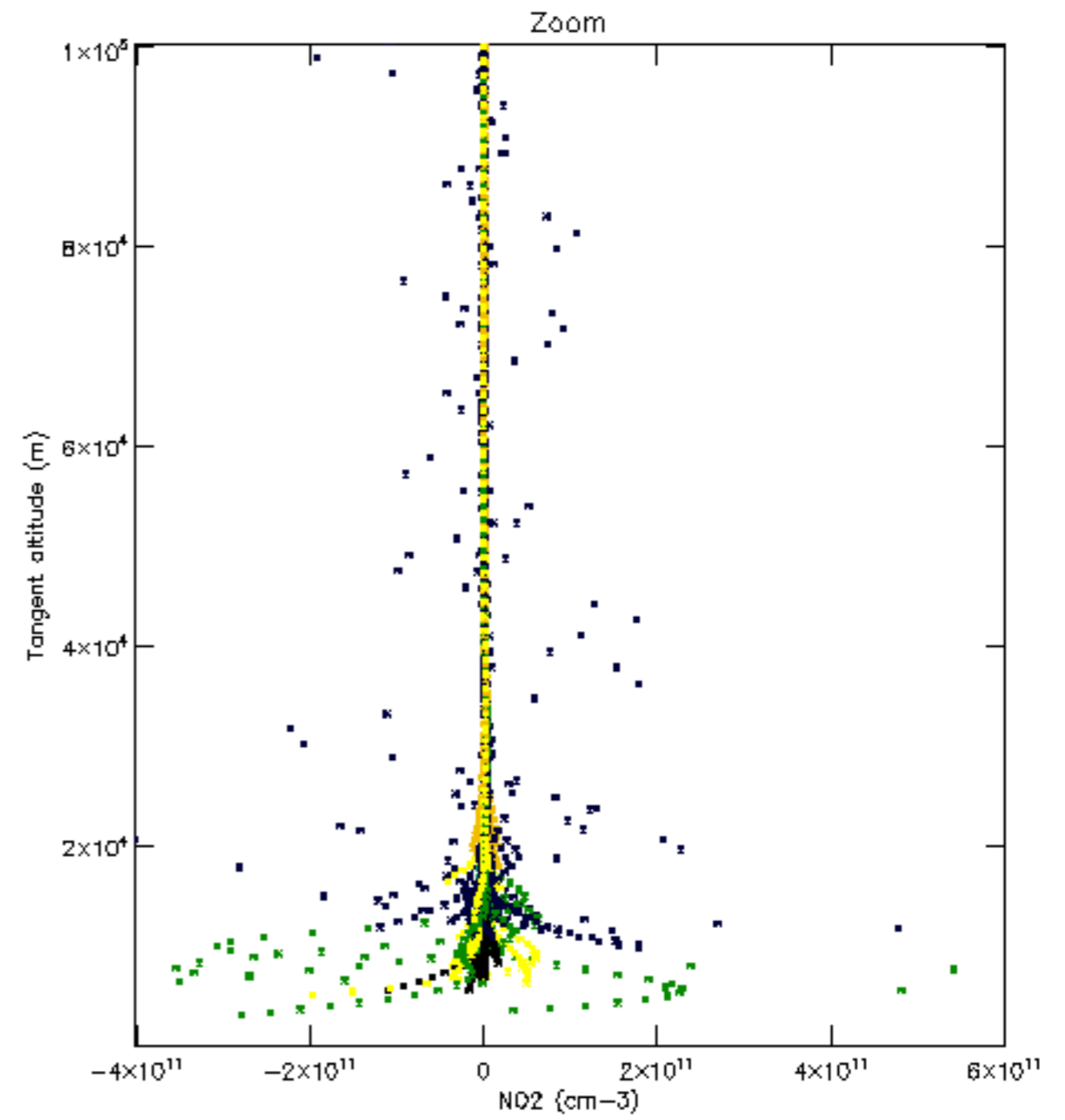
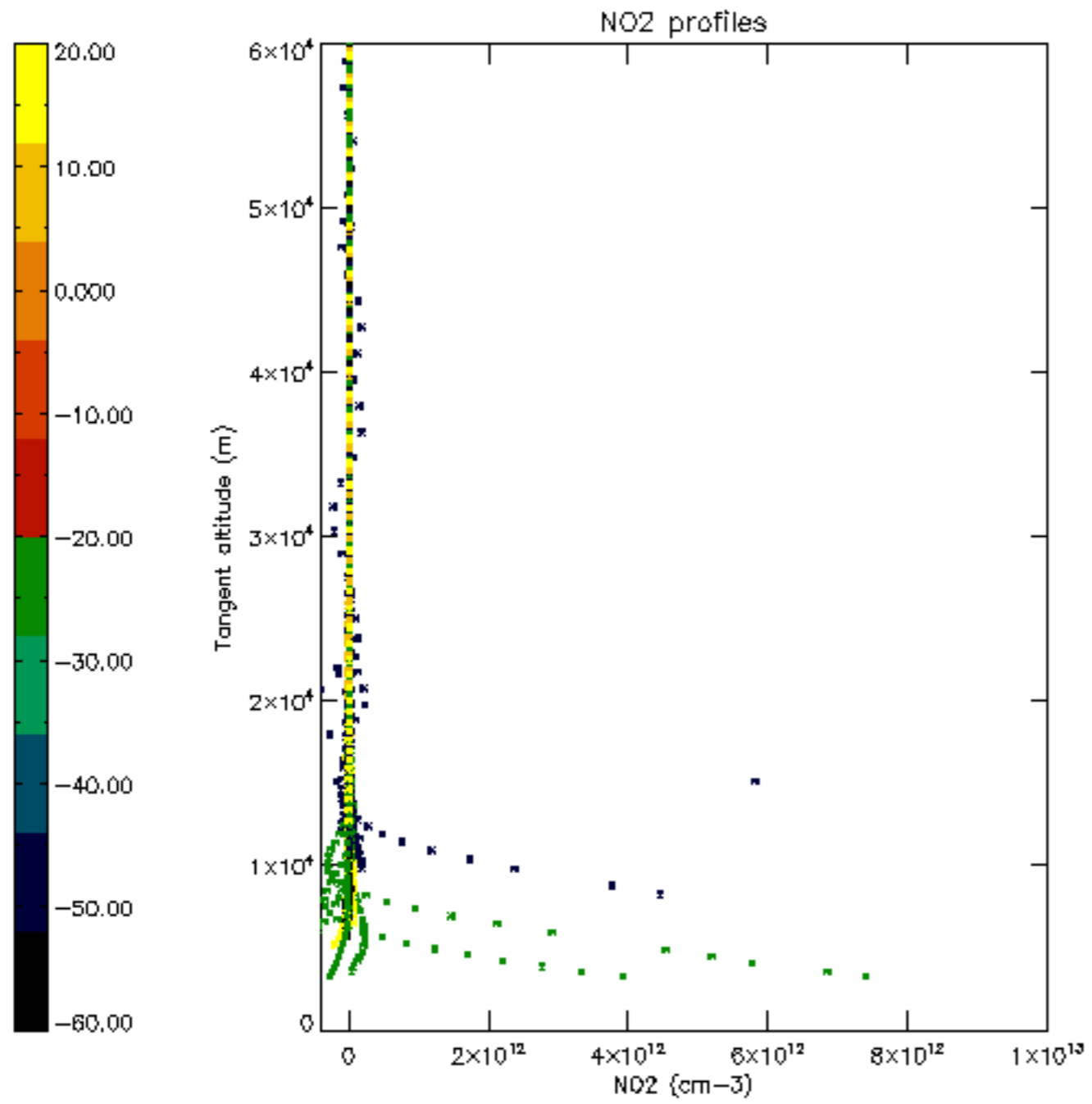


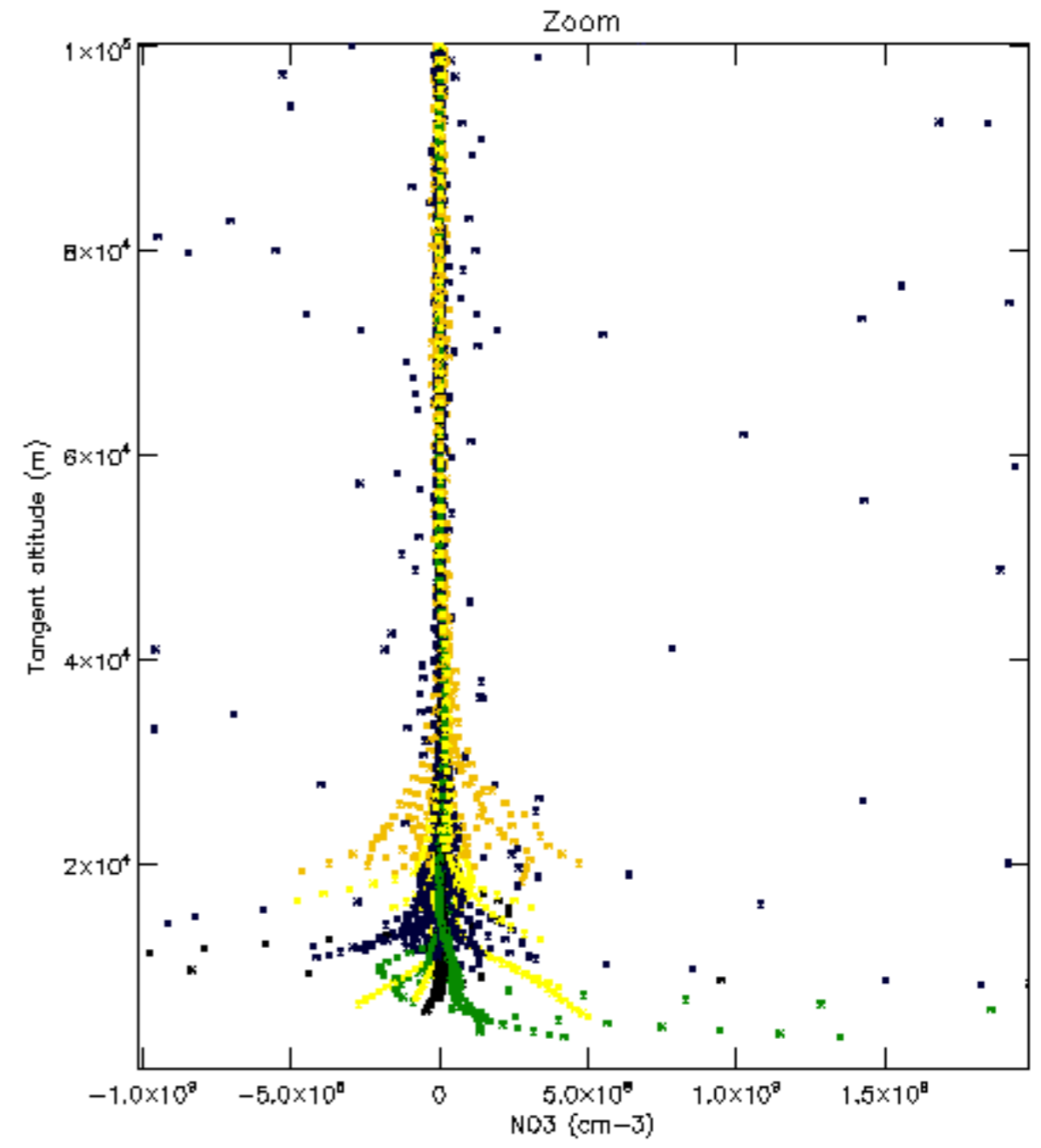
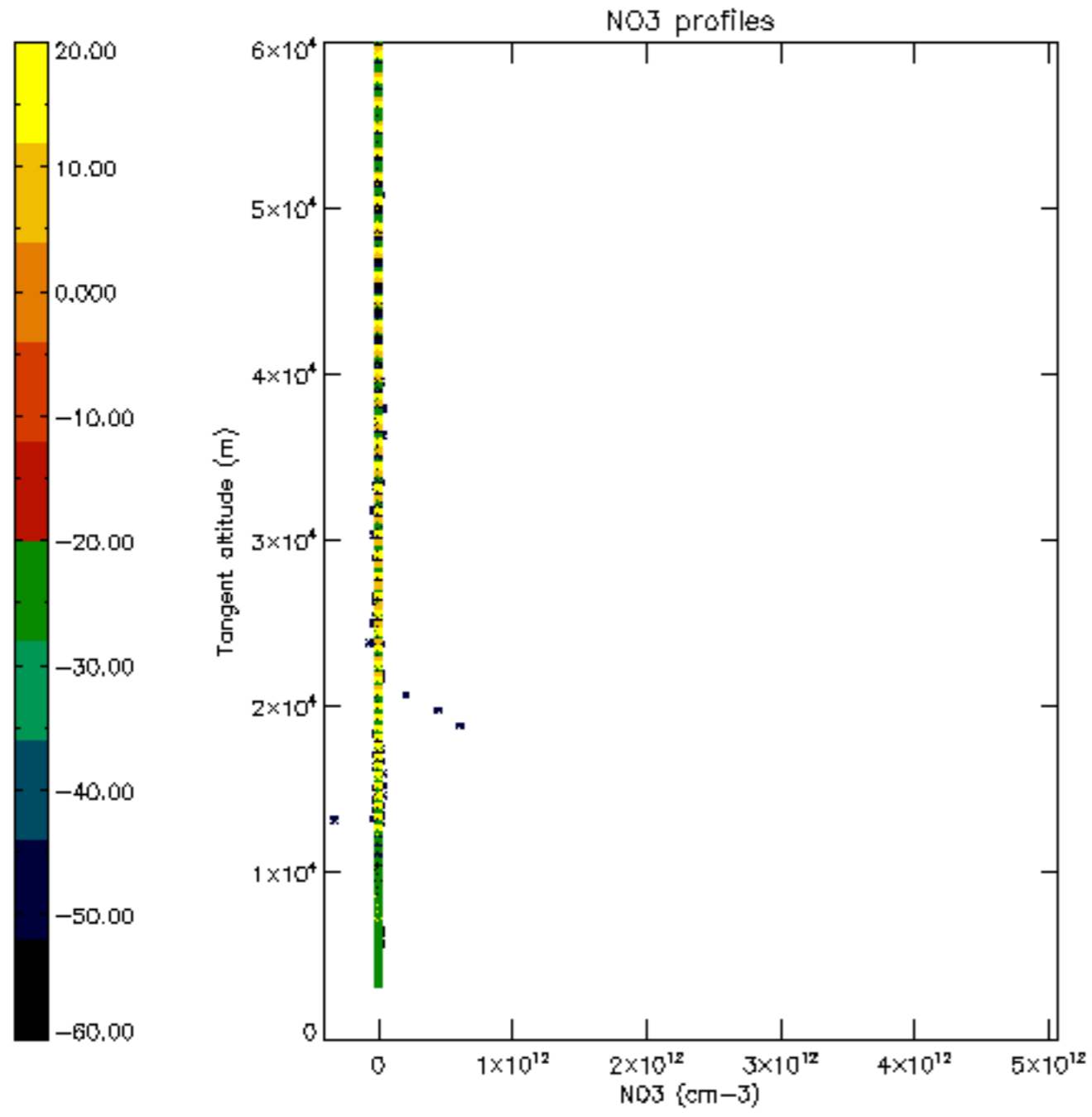


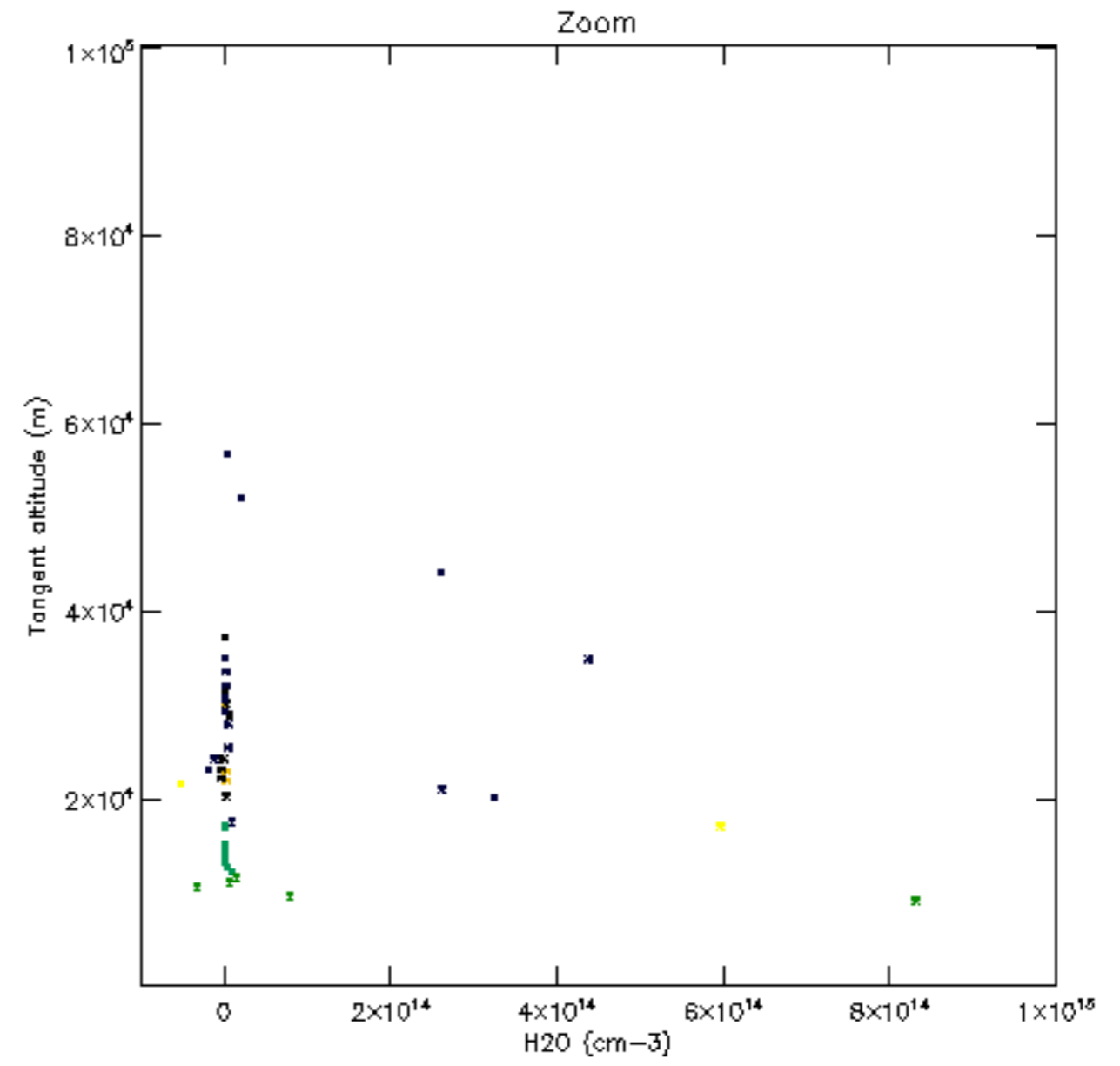
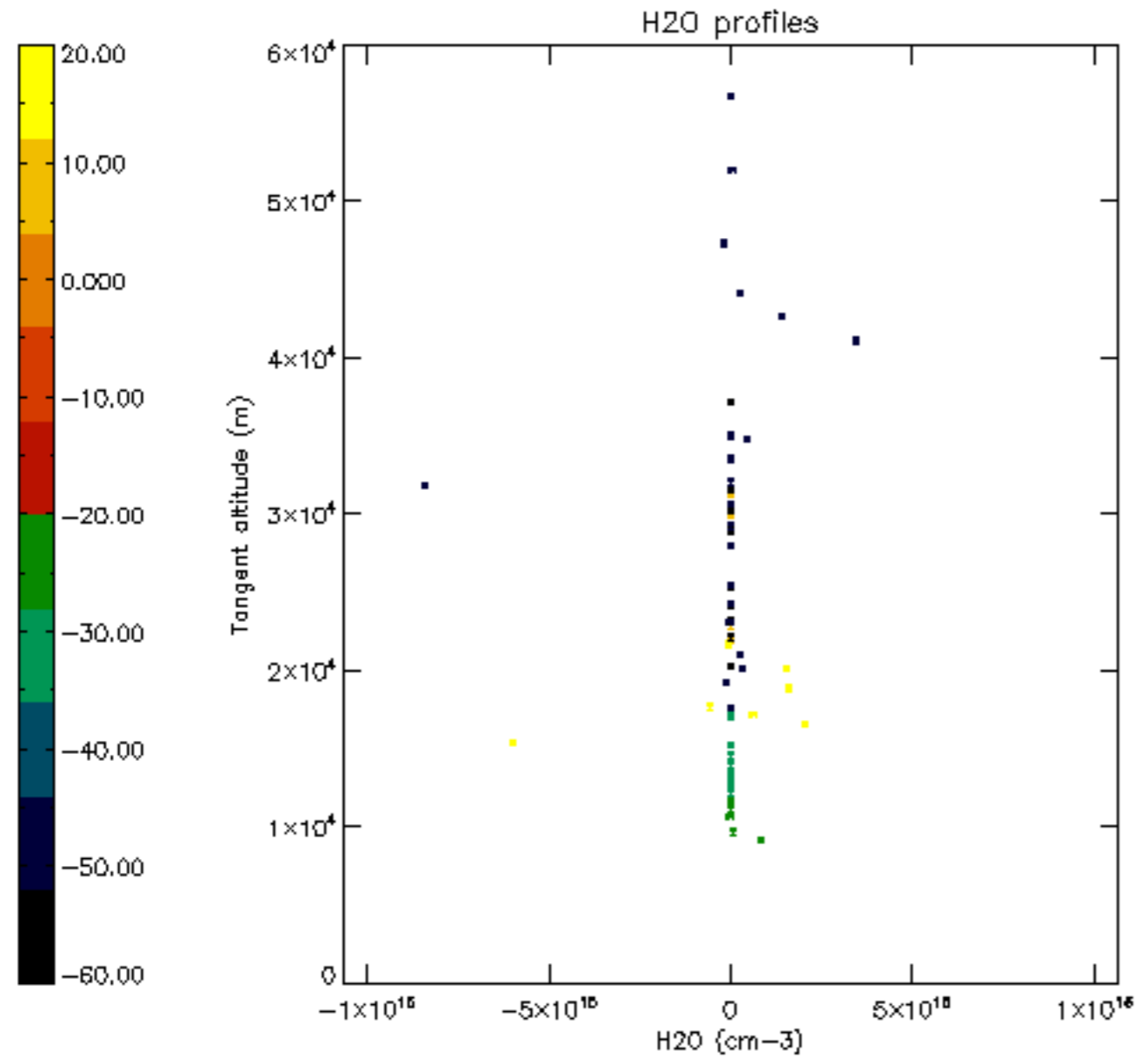


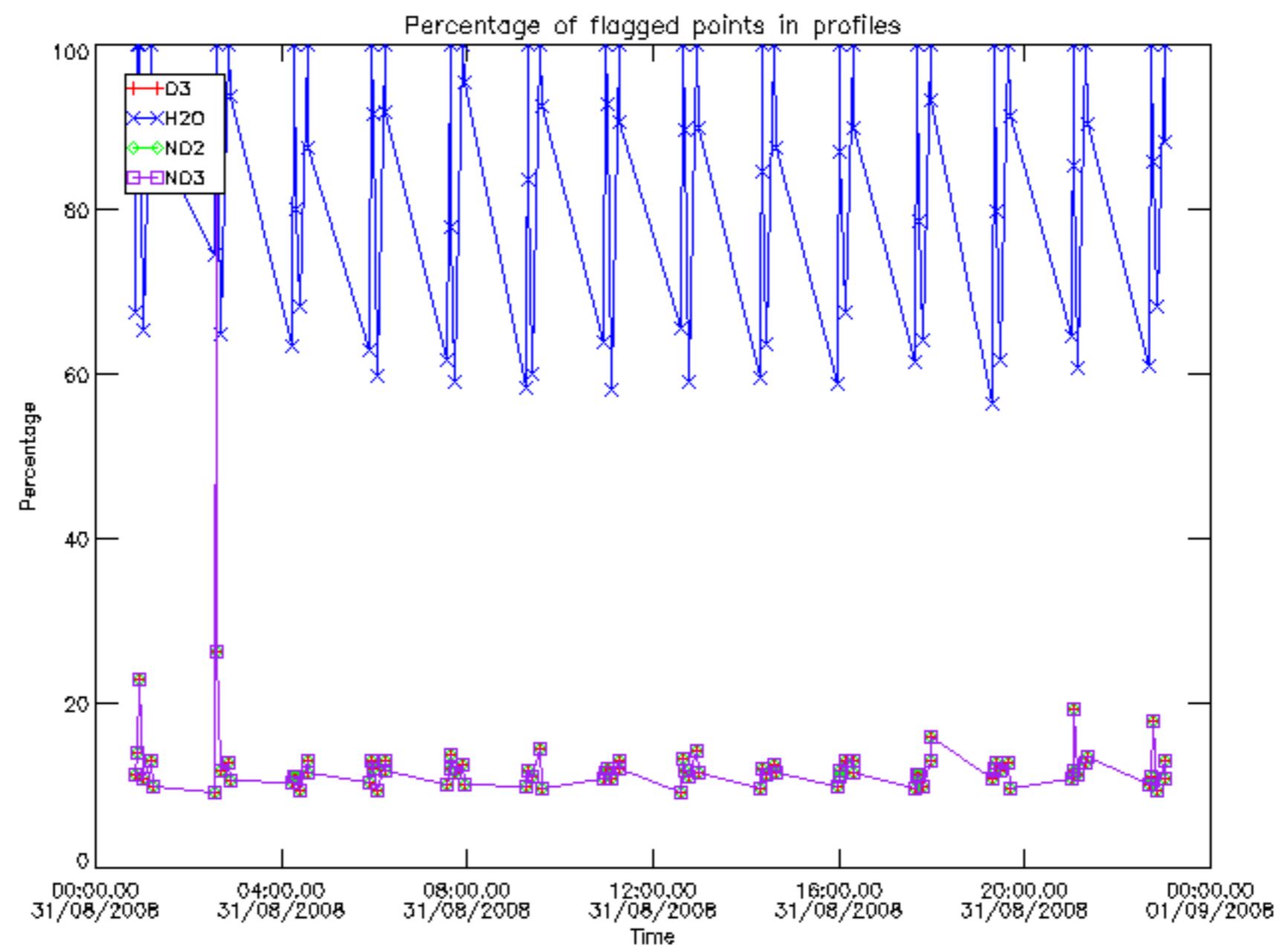




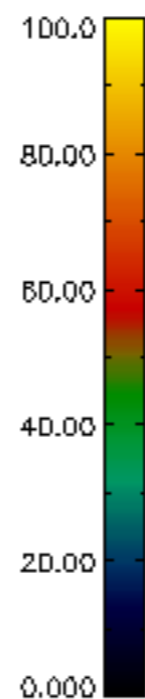
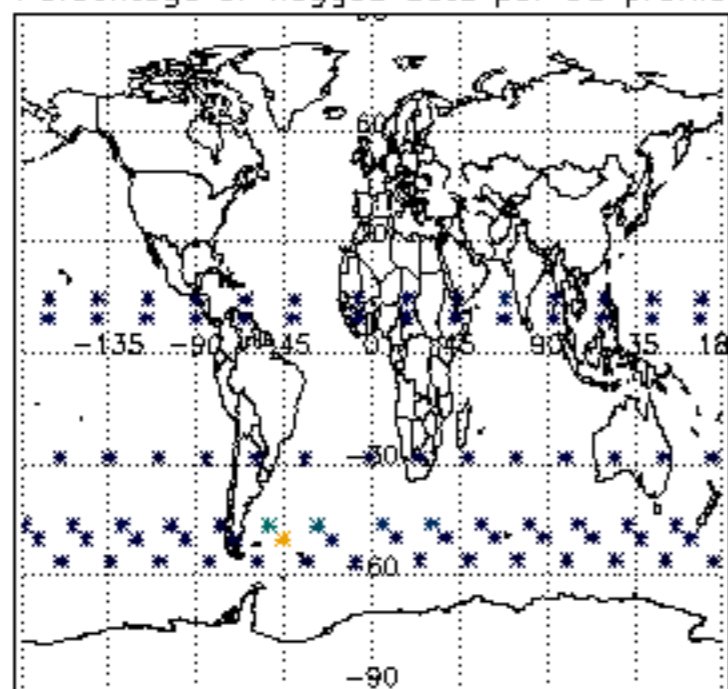




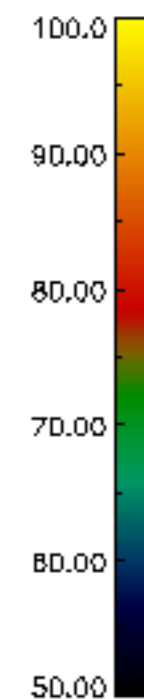
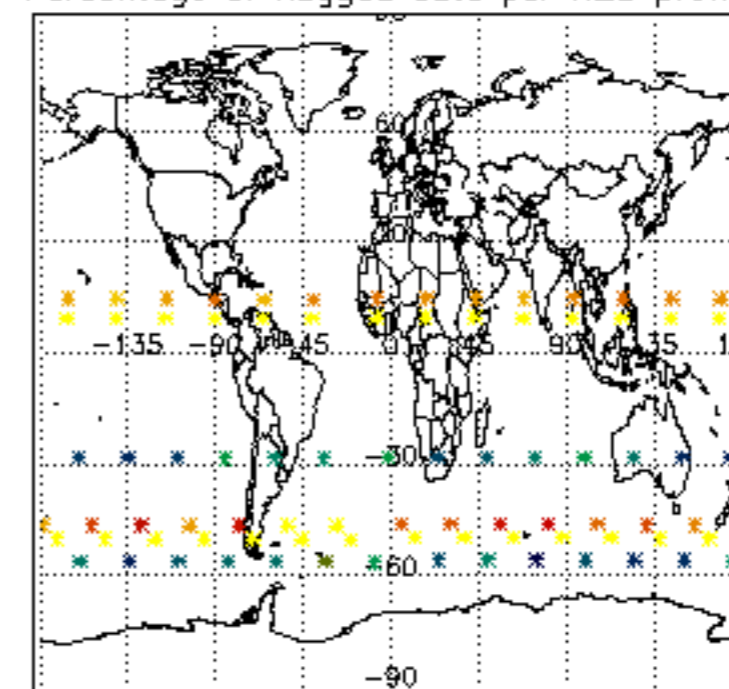




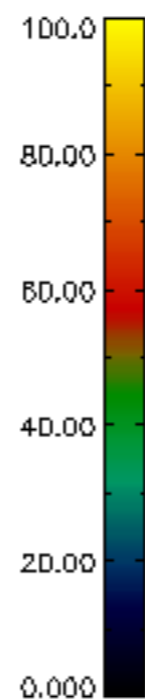
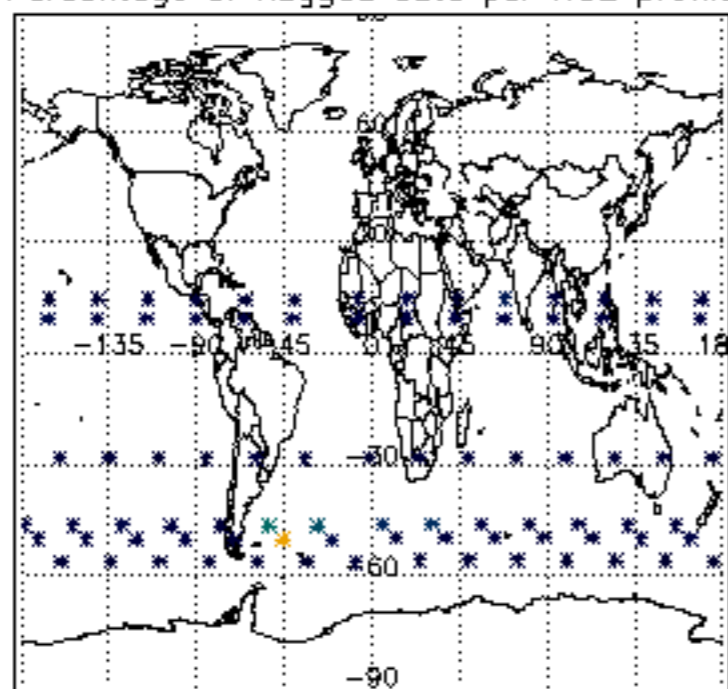
Percentage of flagged data per D3 profile



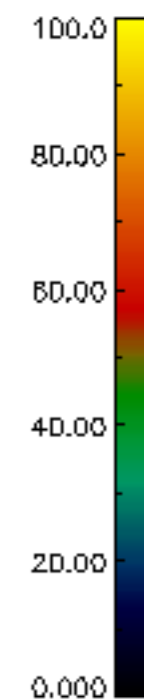
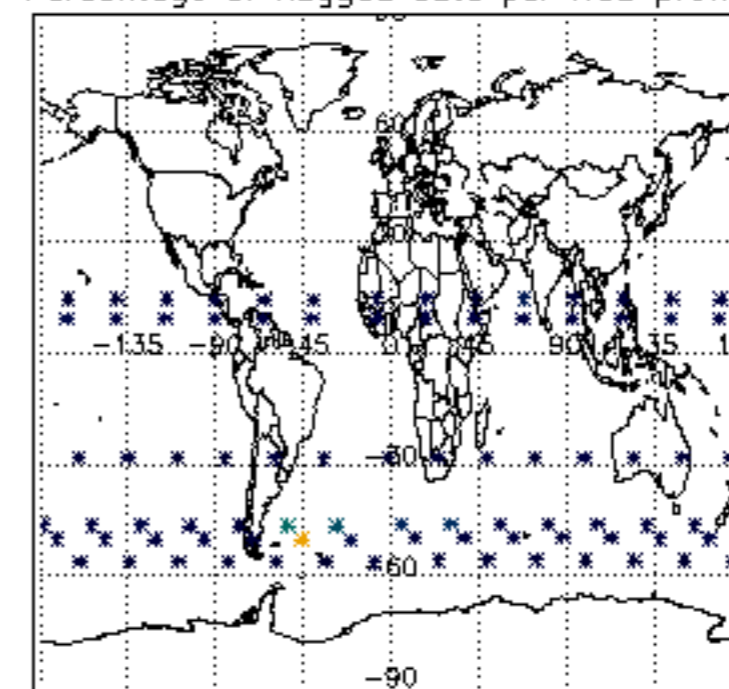
Percentage of flagged data per H2O profile

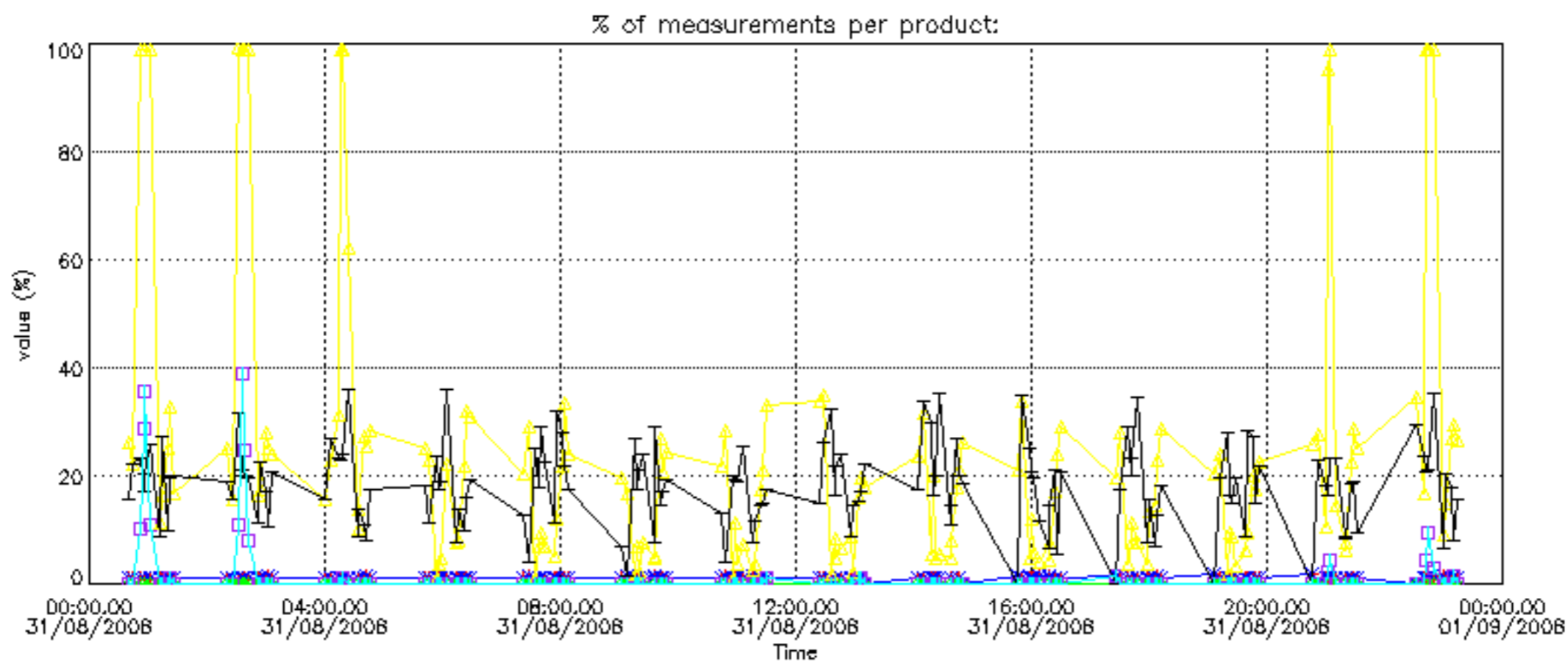


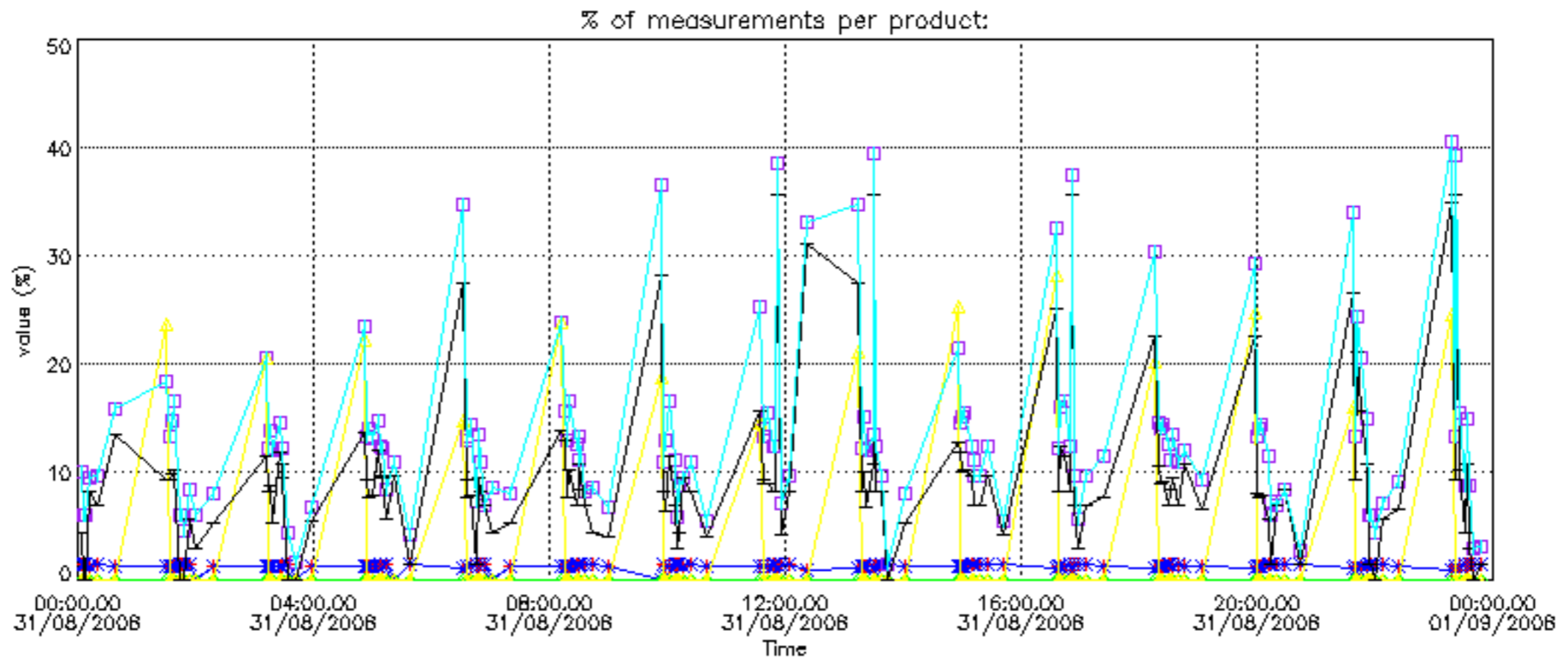
Percentage of flagged data per NO2 profile



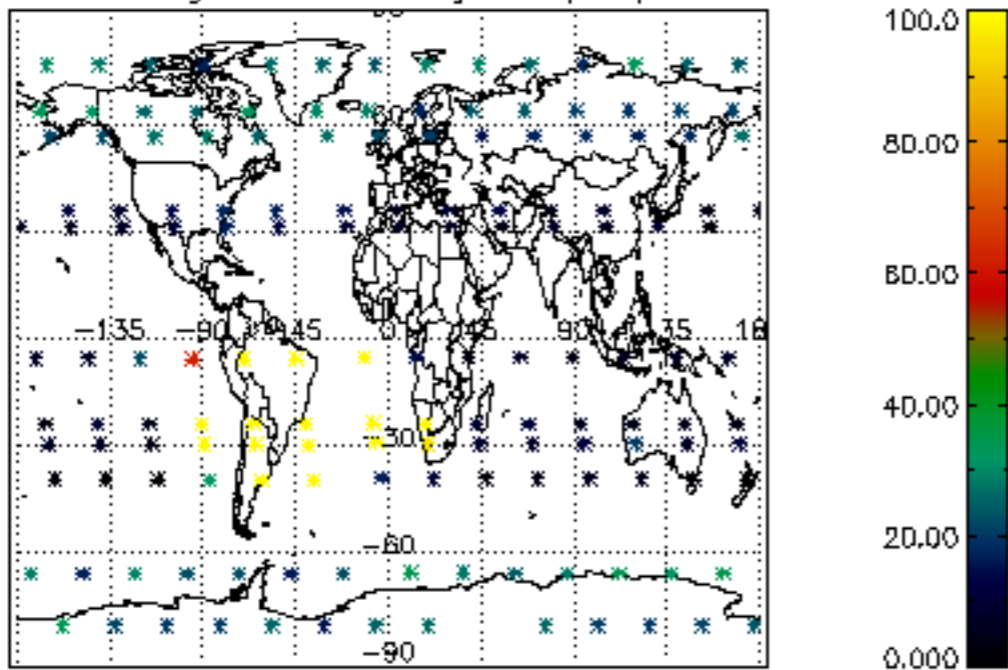
Percentage of flagged data per NO3 profile



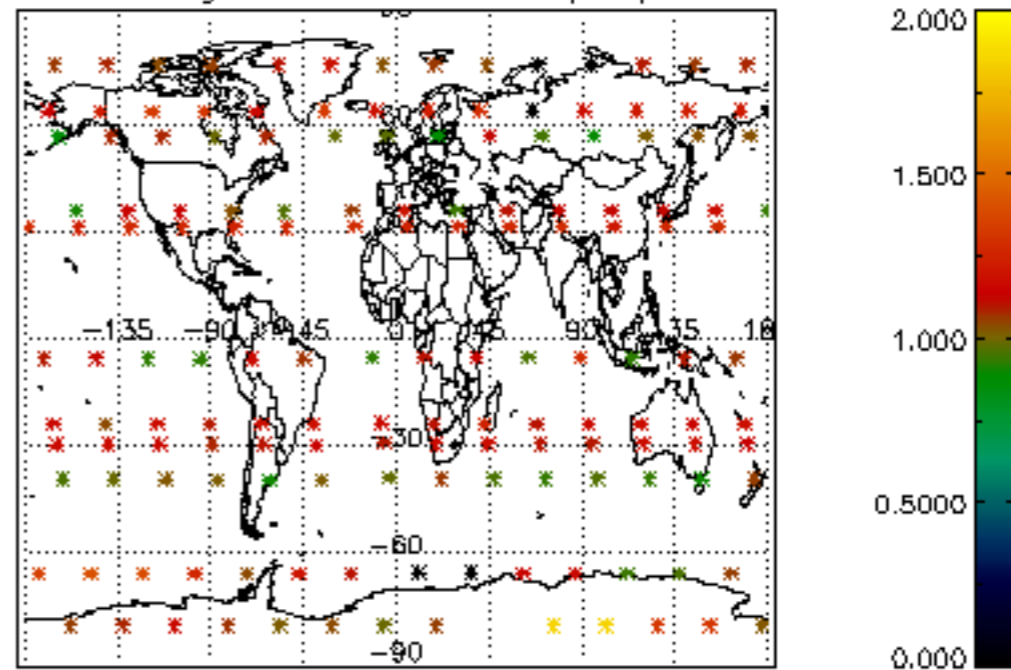




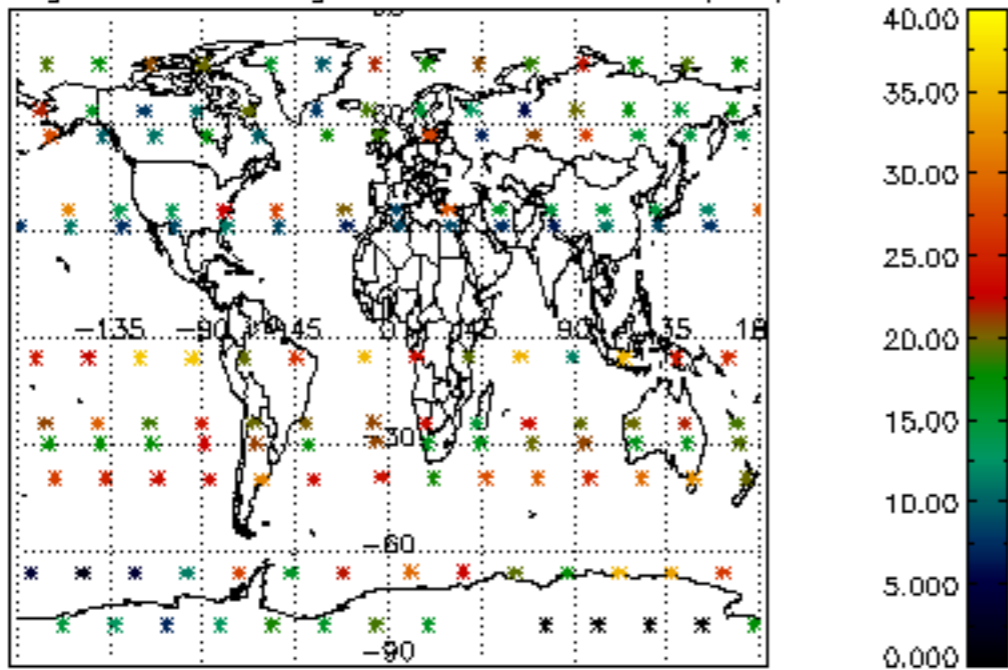
Percentage of cosmic ray hits per profile



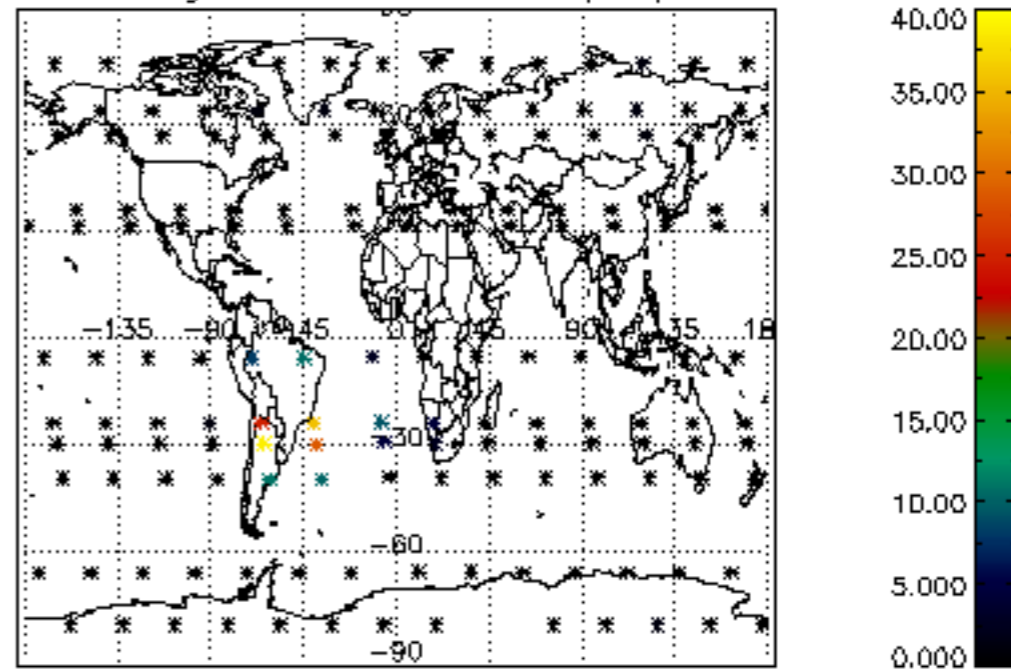
Percentage of datation errors per profile



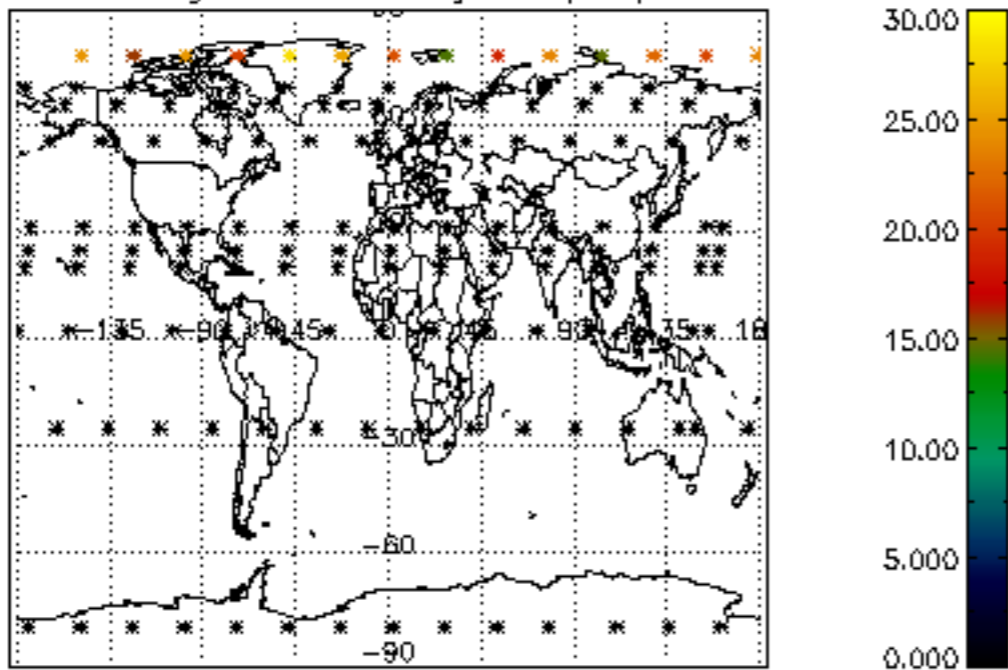
Percentage of star falling outside central band per profile



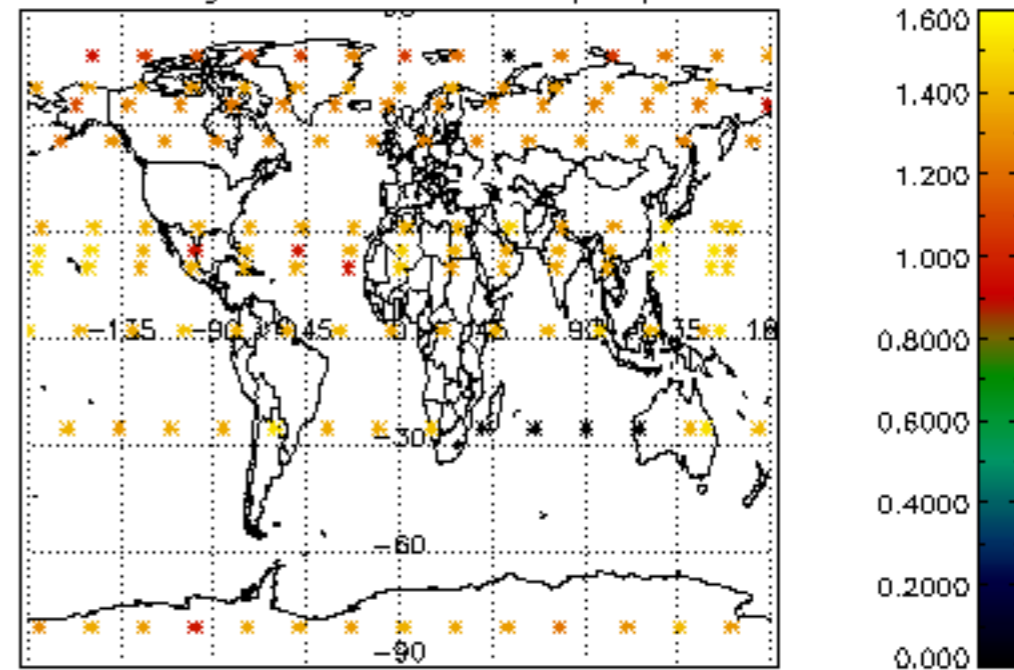
Percentage of saturation errors per profile



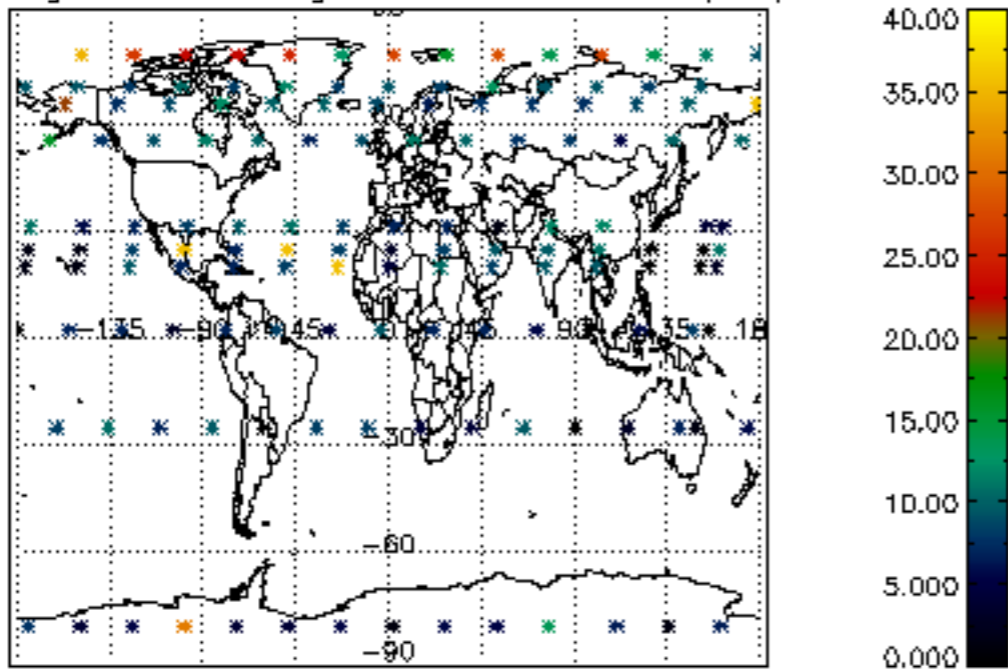
Percentage of cosmic ray hits per profile



Percentage of datation errors per profile



Percentage of star falling outside central band per profile



Percentage of saturation errors per profile

