

GOMOS Level 2 Daily Report

SUMMARY

[1. General Info](#)

[2. Summary of processed GOM_NL_2P products](#)

[3. Level 2 Quality information per product](#)

[3.1 Plot of level 2 quality information per product \(time dependant\)](#)

[3.2 Plot of level 2 quality information per product \(world map\)](#)

[4. Level 1 Quality information per product \(stored on level 2 products\)](#)

[4.1 Plot of level 1 quality information per product \(time dependant\)](#)

[4.1.1 Plot of level 1 quality information per product \(time dependant\): ASCENDING](#)

[4.1.2 Plot of level 1 quality information per product \(time dependant\): DESCENDING](#)

[4.2 Plot of level 1 quality information per product \(world map\)](#)

[4.2.1 Plot of level 1 quality information per product \(world map\): ASCENDING](#)

[4.2.2 Plot of level 1 quality information per product \(world map\): DESCENDING](#)

[5. Ozone profiles based on quality statistics and other trace gas profiles](#)

[5.1 Ozone statistics based on quality of products](#)

[5.2 Plot ozone profiles for all STD \(dark without errors\)](#)

[5.3 Plot ozone profiles where STD < 20% \(dark without errors\)](#)

[5.4. Plot ozone profiles where STD < 10% \(dark without errors\)](#)

[5.5. Plot ozone profiles where STD < 5% \(dark without errors\)](#)

[5.6 Plot NO2 profiles for all STD \(dark without errors\)](#)

[5.7 Plot NO3 profiles for all STD \(dark without errors\)](#)

[5.8 Plot H2O profiles \(only for occultations of stars 1,2,3,4,13,14,16,26,63 dark without errors\) for all STD](#)

[6. Auxiliary Data Files used for the production reported in section 2](#)

This report presents the daily analysis on parameters extracted from GOMOS level 2 data (GOM_NL__2P). It is intended to monitor some important parameters that will impact the quality of these products. A list of level 2 products (and content) that have arrived during the reporting day to the PCF is also given.

Item	Value
Time of report generation	25APR2013 16:46:29
Data source version	GOMOS/6.01
Start time of products	28-06-2008 (28JUN2008 00:00:00)
Stop time of products	29-06-2008 (29JUN2008 00:00:00)
Store outputs in DB	Yes
Nb of level 2 prods	328
Nb of prods with errors	0

2. Summary of processed GOM_NL__2P products.

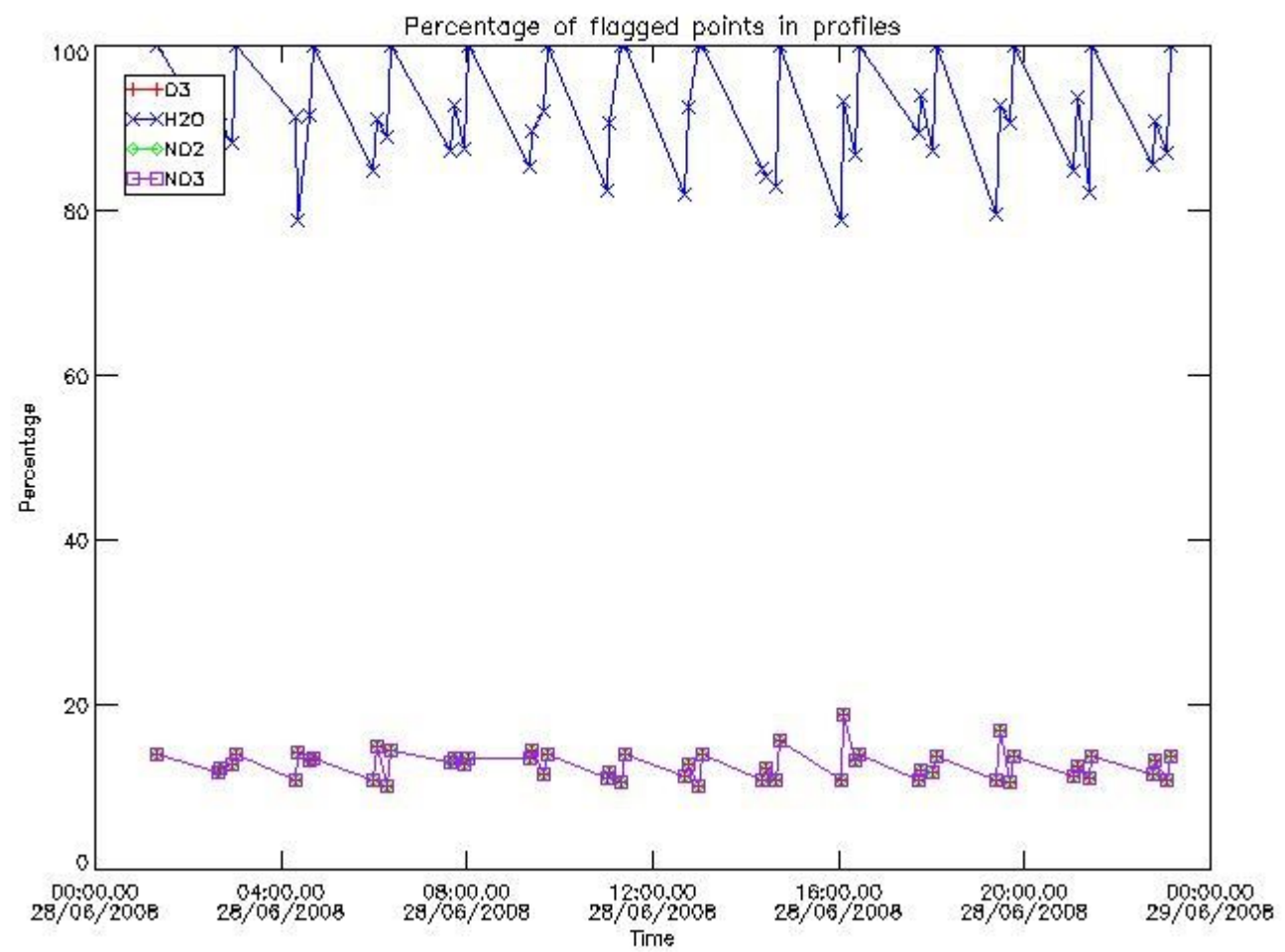
Nr	Filename	UTC Start time	Limb	Duration	Star Id	Star Name	Star Mag	Star Temp	Nb Meas	Orbit	Prod. error
1	GOM_NL__2PRFIN20080628_012005_000000372069_00461_33080_2933.N1	28-JUN-2008 01:20:05	Dark	36.500	135	Bet Hyi	2.8200	5800.0	73	33080	No
2	GOM_NL__2PRFIN20080628_012239_000000402069_00461_33080_2934.N1	28-JUN-2008 01:22:39	Straylight	40.000	148	Alp Tuc	2.8780	4100.0	80	33080	No
3	GOM_NL__2PRFIN20080628_012704_000000412069_00461_33080_2935.N1	28-JUN-2008 01:27:04	Straylight	41.000	45	Alp Pav	1.9400	26000.	82	33080	No
4	GOM_NL__2PRFIN20080628_013107_000000402069_00461_33080_2936.N1	28-JUN-2008 01:31:07	Straylight	40.000	141	Bet Ara	2.8400	4600.0	80	33080	No
5	GOM_NL__2PRFIN20080628_013233_000000372069_00461_33080_2937.N1	28-JUN-2008 01:32:33	Straylight	37.000	147	Alp Ara	2.8770	26000.	74	33080	No
6	GOM_NL__2PRFIN20080628_013421_000000412069_00461_33080_2938.N1	28-JUN-2008 01:34:21	Twilight	41.000	40	The Sco	1.8590	7100.0	82	33080	No
7	GOM_NL__2PRFIN20080628_013601_000000432069_00461_33080_2939.N1	28-JUN-2008 01:36:01	Twilight	42.500	25	35Lam Sco	1.6200	28000.	85	33080	No
8	GOM_NL__2PRFIN20080628_013724_000000562069_00461_33080_2940.N1	28-JUN-2008 01:37:24	Bright	56.000	116	19Del Sgr	2.7000	4100.0	112	33080	No
9	GOM_NL__2PRFIN20080628_014215_000000382069_00461_33080_2941.N1	28-JUN-2008 01:42:15	Bright	37.500	86	35Eta Oph	2.4300	10200.	75	33080	No
10	GOM_NL__2PRFIN20080628_014400_000000352069_00461_33080_2942.N1	28-JUN-2008 01:44:00	Bright	35.000	98	13Zet Oph	2.5710	30000.	70	33080	No
11	GOM_NL__2PRFIN20080628_014801_000000372069_00461_33080_2943.N1	28-JUN-2008 01:48:01	Bright	37.000	126	60Bet Oph	2.7700	4250.0	74	33080	No
12	GOM_NL__2PRFIN20080628_015022_000000372069_00461_33080_2944.N1	28-JUN-2008 01:50:22	Bright	36.500	59	55Alp Oph	2.0800	8900.0	73	33080	No
13	GOM_NL__2PRFIN20080628_015257_000000342069_00461_33080_2945.N1	28-JUN-2008 01:52:57	Bright	33.500	127	27Bet Her	2.7810	4700.0	67	33080	No
14	GOM_NL__2PRFIN20080628_015544_000000372069_00461_33080_2946.N1	28-JUN-2008 01:55:44	Bright	36.500	133	40Zet Her	2.8070	6000.0	73	33080	No
15	GOM_NL__2PRFIN20080628_020154_000000372069_00461_33080_2947.N1	28-JUN-2008 02:01:54	Bright	37.000	130	23Bet Dra	2.7990	5800.0	74	33080	No
16	GOM_NL__2PRFIN20080628_020409_000000352069_00461_33080_2948.N1	28-JUN-2008 02:04:09	Bright	34.500	119	14Eta Dra	2.7270	4700.0	69	33080	No
17	GOM_NL__2PRFIN20080628_020804_000000332069_00461_33080_2949.N1	28-JUN-2008 02:08:04	Bright	33.000	60	7Bet UMi	2.0810	3950.0	66	33080	No
18	GOM_NL__2PRFIN20080628_021224_000000332069_00461_33080_2950.N1	28-JUN-2008 02:12:24	Bright	32.500	49	1Alp UMi	1.9900	6300.0	65	33080	No
19	GOM_NL__2PRFIN20080628_022242_000000372069_00461_33080_2951.N1	28-JUN-2008 02:22:42	Bright	37.000	160	23Gam Per	2.9300	4700.0	74	33080	No
20	GOM_NL__2PRFIN20080628_022422_000000342069_00461_33080_2952.N1	28-JUN-2008 02:24:22	Bright	34.000	175	39Del Per	3.0100	19400.	68	33080	No
21	GOM_NL__2PRFIN20080628_022631_000000392069_00461_33080_2953.N1	28-JUN-2008 02:26:31	Bright	38.500	79	26Bet Per	2.3100	13100.	77	33080	No
22	GOM_NL__2PRFIN20080628_023740_000000442069_00461_33080_2954.N1	28-JUN-2008 02:37:40	Dark	43.500	94	92Alp Cet	2.5260	3100.0	87	33080	No
23	GOM_NL__2PRFIN20080628_024130_000000422069_00461_33080_2955.N1	28-JUN-2008 02:41:30	Dark	41.500	165	34Gam Eri	2.9500	3200.0	83	33080	No
24	GOM_NL__2PRFIN20080628_025552_000000482069_00462_33081_2942.N1	28-JUN-2008 02:55:52	Dark	47.500	9	Alp Eri	0.45300	24000.	95	33081	No
25	GOM_NL__2PRFIN20080628_030041_000000372069_00462_33081_2943.N1	28-JUN-2008 03:00:41	Dark	36.500	135	Bet Hyi	2.8200	5800.0	73	33081	No
26	GOM_NL__2PRFIN20080628_030315_000000412069_00462_33081_2944.N1	28-JUN-2008 03:03:15	Straylight	41.000	148	Alp Tuc	2.8780	4100.0	82	33081	No
27	GOM_NL__2PRFIN20080628_030741_000000402069_00462_33081_2945.N1	28-JUN-2008 03:07:41	Straylight	40.000	45	Alp Pav	1.9400	26000.	80	33081	No
28	GOM_NL__2PRFIN20080628_031143_000000372069_00462_33081_2946.N1	28-JUN-2008 03:11:43	Straylight	37.000	141	Bet Ara	2.8400	4600.0	74	33081	No
29	GOM_NL__2PRFIN20080628_031310_000000382069_00462_33081_2947.N1	28-JUN-2008 03:13:10	Straylight	37.500	147	Alp Ara	2.8770	26000.	75	33081	No
30	GOM_NL__2PRFIN20080628_031457_000000392069_00462_33081_2948.N1	28-JUN-2008 03:14:57	Twilight	39.000	40	The Sco	1.8590	7100.0	78	33081	No
31	GOM_NL__2PRFIN20080628_031637_000000412069_00462_33081_2949.N1	28-JUN-2008 03:16:37	Twilight	41.000	25	35Lam Sco	1.6200	28000.	82	33081	No
32	GOM_NL__2PRFIN20080628_031801_000000502069_00462_33081_2950.N1	28-JUN-2008 03:18:01	Bright	49.500	116	19Del Sgr	2.7000	4100.0	99	33081	No
33	GOM_NL__2PRFIN20080628_032251_000000372069_00462_33081_2951.N1	28-JUN-2008 03:22:51	Bright	36.500	86	35Eta Oph	2.4300	10200.	73	33081	No
34	GOM_NL__2PRFIN20080628_032436_000000372069_00462_33081_2952.N1	28-JUN-2008 03:24:36	Bright	36.500	98	13Zet Oph	2.5710	30000.	73	33081	No
35	GOM_NL__2PRFIN20080628_032837_000000382069_00462_33081_2953.N1	28-JUN-2008 03:28:37	Bright	37.500	126	60Bet Oph	2.7700	4250.0	75	33081	No
36	GOM_NL__2PRFIN20080628_033058_000000382069_00462_33081_2954.N1	28-JUN-2008 03:30:58	Bright	37.500	59	55Alp Oph	2.0800	8900.0	75	33081	No
37	GOM_NL__2PRFIN20080628_033333_000000362069_00462_33081_2955.N1	28-JUN-2008 03:33:33	Bright	36.000	127	27Bet Her	2.7810	4700.0	72	33081	No
38	GOM_NL__2PRFIN20080628_033620_000000372069_00462_33081_2956.N1	28-JUN-2008 03:36:20	Bright	37.000	133	40Zet Her	2.8070	6000.0	74	33081	No
39	GOM_NL__2PRFIN20080628_034229_000000382069_00462_33081_2957.N1	28-JUN-2008 03:42:29	Bright	37.500	130	23Bet Dra	2.7990	5800.0	75	33081	No
40	GOM_NL__2PRFIN20080628_034445_000000342069_00462_33081_2958.N1	28-JUN-2008 03:44:45	Bright	33.500	119	14Eta Dra	2.7270	4700.0	67	33081	No
41	GOM_NL__2PRFIN20080628_034841_000000362069_00462_33081_2959.N1	28-JUN-2008 03:48:41	Bright	36.000	60	7Bet UMi	2.0810	3950.0	72	33081	No
42	GOM_NL__2PRFIN20080628_035300_000000322069_00462_33081_2960.N1	28-JUN-2008 03:53:00	Bright	31.500	49	1Alp UMi	1.9900	6300.0	63	33081	No

279	GOM_NL__2PRFIN20080628_203045_000000372069_00472_33091_3136.N1	28-JUN-2008 20:30:45	Bright	36.500	119	14Eta Dra	2.7270	4700.0	73	33091	No
280	GOM_NL__2PRFIN20080628_203441_000000362069_00472_33091_3137.N1	28-JUN-2008 20:34:41	Bright	36.000	60	7Bet UMi	2.0810	3950.0	72	33091	No
281	GOM_NL__2PRFIN20080628_203859_000000362069_00472_33091_3138.N1	28-JUN-2008 20:38:59	Bright	36.000	49	1Alp UMi	1.9900	6300.0	72	33091	No
282	GOM_NL__2PRFIN20080628_204917_000000552069_00472_33091_3139.N1	28-JUN-2008 20:49:17	Bright	55.000	160	23Gam Per	2.9300	4700.0	110	33091	No
283	GOM_NL__2PRFIN20080628_205058_000000332069_00472_33091_3140.N1	28-JUN-2008 20:50:58	Bright	33.000	175	39Del Per	3.0100	19400.	66	33091	No
284	GOM_NL__2PRFIN20080628_205307_000000382069_00472_33091_3141.N1	28-JUN-2008 20:53:07	Bright	38.000	79	26Bet Per	2.3100	13100.	76	33091	No
285	GOM_NL__2PRFIN20080628_210420_000000502069_00472_33091_3142.N1	28-JUN-2008 21:04:20	Dark	49.500	94	92Alp Cet	2.5260	3100.0	99	33091	No
286	GOM_NL__2PRFIN20080628_210807_000000412069_00472_33091_3143.N1	28-JUN-2008 21:08:07	Dark	40.500	165	34Gam Eri	2.9500	3200.0	81	33091	No
287	GOM_NL__2PRFIN20080628_212233_000000462069_00473_33092_3145.N1	28-JUN-2008 21:22:33	Dark	45.500	9	Alp Eri	0.45300	24000.	91	33092	No
288	GOM_NL__2PRFIN20080628_212719_000000372069_00473_33092_3146.N1	28-JUN-2008 21:27:19	Dark	37.000	135	Bet Hyi	2.8200	5800.0	74	33092	No
289	GOM_NL__2PRFIN20080628_212957_000000402069_00473_33092_3147.N1	28-JUN-2008 21:29:57	Straylight	39.500	148	Alp Tuc	2.8780	4100.0	79	33092	No
290	GOM_NL__2PRFIN20080628_213422_000000412069_00473_33092_3148.N1	28-JUN-2008 21:34:22	Straylight	40.500	45	Alp Pav	1.9400	26000.	81	33092	No
291	GOM_NL__2PRFIN20080628_213820_000000382069_00473_33092_3149.N1	28-JUN-2008 21:38:20	Straylight	38.000	141	Bet Ara	2.8400	4600.0	76	33092	No
292	GOM_NL__2PRFIN20080628_213947_000000382069_00473_33092_3150.N1	28-JUN-2008 21:39:47	Straylight	38.000	147	Alp Ara	2.8770	26000.	76	33092	No
293	GOM_NL__2PRFIN20080628_214135_000000402069_00473_33092_3151.N1	28-JUN-2008 21:41:35	Tw_i_and_stray	40.000	40	The Sco	1.8590	7100.0	80	33092	No
294	GOM_NL__2PRFIN20080628_214315_000000432069_00473_33092_3152.N1	28-JUN-2008 21:43:15	Tw_i_and_stray	42.500	25	35Lam Sco	1.6200	28000.	85	33092	No
295	GOM_NL__2PRFIN20080628_214439_000000452069_00473_33092_3153.N1	28-JUN-2008 21:44:39	Bright	45.000	116	19Del Sgr	2.7000	4100.0	90	33092	No
296	GOM_NL__2PRFIN20080628_214928_000000352069_00473_33092_3154.N1	28-JUN-2008 21:49:28	Bright	35.000	86	35Eta Oph	2.4300	10200.	70	33092	No
297	GOM_NL__2PRFIN20080628_215113_000000352069_00473_33092_3155.N1	28-JUN-2008 21:51:13	Bright	35.000	98	13Zet Oph	2.5710	30000.	70	33092	No
298	GOM_NL__2PRFIN20080628_215512_000000372069_00473_33092_3156.N1	28-JUN-2008 21:55:12	Bright	37.000	126	60Bet Oph	2.7700	4250.0	74	33092	No
299	GOM_NL__2PRFIN20080628_215733_000000372069_00473_33092_3157.N1	28-JUN-2008 21:57:33	Bright	37.000	59	55Alp Oph	2.0800	8900.0	74	33092	No
300	GOM_NL__2PRFIN20080628_220010_000000382069_00473_33092_3158.N1	28-JUN-2008 22:00:10	Bright	37.500	127	27Bet Her	2.7810	4700.0	75	33092	No
301	GOM_NL__2PRFIN20080628_220256_000000362069_00473_33092_3159.N1	28-JUN-2008 22:02:56	Bright	35.500	133	40Zet Her	2.8070	6000.0	71	33092	No
302	GOM_NL__2PRFIN20080628_220903_000000382069_00473_33092_3160.N1	28-JUN-2008 22:09:03	Bright	38.000	130	23Bet Dra	2.7990	5800.0	76	33092	No
303	GOM_NL__2PRFIN20080628_221121_000000372069_00473_33092_3161.N1	28-JUN-2008 22:11:21	Bright	36.500	119	14Eta Dra	2.7270	4700.0	73	33092	No
304	GOM_NL__2PRFIN20080628_221517_000000372069_00473_33092_3162.N1	28-JUN-2008 22:15:17	Bright	37.000	60	7Bet UMi	2.0810	3950.0	74	33092	No
305	GOM_NL__2PRFIN20080628_221935_000000362069_00473_33092_3163.N1	28-JUN-2008 22:19:35	Bright	35.500	49	1Alp UMi	1.9900	6300.0	71	33092	No
306	GOM_NL__2PRFIN20080628_222953_000000552069_00473_33092_3164.N1	28-JUN-2008 22:29:53	Bright	55.000	160	23Gam Per	2.9300	4700.0	110	33092	No
307	GOM_NL__2PRFIN20080628_223134_000000382069_00473_33092_3165.N1	28-JUN-2008 22:31:34	Bright	38.000	175	39Del Per	3.0100	19400.	76	33092	No
308	GOM_NL__2PRFIN20080628_223342_000000382069_00473_33092_3166.N1	28-JUN-2008 22:33:42	Bright	38.000	79	26Bet Per	2.3100	13100.	76	33092	No
309	GOM_NL__2PRFIN20080628_224456_000000492069_00473_33092_3167.N1	28-JUN-2008 22:44:56	Dark	48.500	94	92Alp Cet	2.5260	3100.0	97	33092	No
310	GOM_NL__2PRFIN20080628_224844_000000382069_00473_33092_3168.N1	28-JUN-2008 22:48:44	Dark	38.000	165	34Gam Eri	2.9500	3200.0	76	33092	No
311	GOM_NL__2PRFIN20080628_230309_000000472069_00474_33093_3158.N1	28-JUN-2008 23:03:09	Dark	46.500	9	Alp Eri	0.45300	24000.	93	33093	No
312	GOM_NL__2PRFIN20080628_230755_000000372069_00474_33093_3159.N1	28-JUN-2008 23:07:55	Dark	37.000	135	Bet Hyi	2.8200	5800.0	74	33093	No
313	GOM_NL__2PRFIN20080628_231033_000000432069_00474_33093_3160.N1	28-JUN-2008 23:10:33	Straylight	42.500	148	Alp Tuc	2.8780	4100.0	85	33093	No
314	GOM_NL__2PRFIN20080628_231458_000000412069_00474_33093_3161.N1	28-JUN-2008 23:14:58	Straylight	40.500	45	Alp Pav	1.9400	26000.	81	33093	No
315	GOM_NL__2PRFIN20080628_231856_000000382069_00474_33093_3162.N1	28-JUN-2008 23:18:56	Straylight	38.000	141	Bet Ara	2.8400	4600.0	76	33093	No
316	GOM_NL__2PRFIN20080628_232023_000000372069_00474_33093_3163.N1	28-JUN-2008 23:20:23	Straylight	37.000	147	Alp Ara	2.8770	26000.	74	33093	No
317	GOM_NL__2PRFIN20080628_232211_000000412069_00474_33093_3164.N1	28-JUN-2008 23:22:11	Tw_i_and_stray	40.500	40	The Sco	1.8590	7100.0	81	33093	No
318	GOM_NL__2PRFIN20080628_232351_000000412069_00474_33093_3165.N1	28-JUN-2008 23:23:51	Tw_i_and_stray	40.500	25	35Lam Sco	1.6200	28000.	81	33093	No
319	GOM_NL__2PRFIN20080628_232515_000000562069_00474_33093_3166.N1	28-JUN-2008 23:25:15	Bright	56.000	116	19Del Sgr	2.7000	4100.0	112	33093	No
320	GOM_NL__2PRFIN20080628_233004_000000372069_00474_33093_3167.N1	28-JUN-2008 23:30:04	Bright	36.500	86	35Eta Oph	2.4300	10200.	73	33093	No
321	GOM_NL__2PRFIN20080628_233149_000000362069_00474_33093_3168.N1	28-JUN-2008 23:31:49	Bright	36.000	98	13Zet Oph	2.5710	30000.	72	33093	No
322	GOM_NL__2PRFIN20080628_233548_000000382069_00474_33093_3169.N1	28-JUN-2008 23:35:48	Bright	37.500	126	60Bet Oph	2.7700	4250.0	75	33093	No
323	GOM_NL__2PRFIN20080628_233808_000000372069_00474_33093_3170.N1	28-JUN-2008 23:38:08	Bright	37.000	59	55Alp Oph	2.0800	8900.0	74	33093	No
324	GOM_NL__2PRFIN20080628_234046_000000372069_00474_33093_3171.N1	28-JUN-2008 23:40:46	Bright	36.500	127	27Bet Her	2.7810	4700.0	73	33093	No
325	GOM_NL__2PRFIN20080628_234332_000000372069_00474_33093_3172.N1	28-JUN-2008 23:43:32	Bright	36.500	133	40Zet Her	2.8070	6000.0	73	33093	No
326	GOM_NL__2PRFIN20080628_234938_000000382069_00474_33093_3173.N1	28-JUN-2008 23:49:38	Bright	38.000	130	23Bet Dra	2.7990	5800.0	76	33093	No
327	GOM_NL__2PRFIN20080628_235157_000000342069_00474_33093_3174.N1	28-JUN-2008 23:51:57	Bright	34.000	119	14Eta Dra	2.7270	4700.0	68	33093	No
328	GOM_NL__2PRFIN20080628_235553_000000372069_00474_33093_3175.N1	28-JUN-2008 23:55:53	Bright	36.500	60	7Bet UMi	2.0810	3950.0	73	33093	No

3. Quality information per product

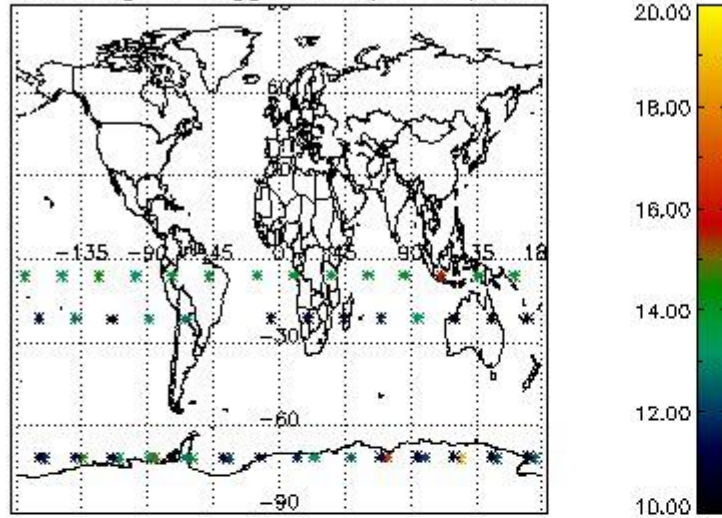
In this section it is plotted some information contained in the Quality Summary data set of the level 2 products. Only products in dark limb conditions and without errors (error flag in the MPH set to "0") are used.

3.1 Plot quality information per product (time dependant)

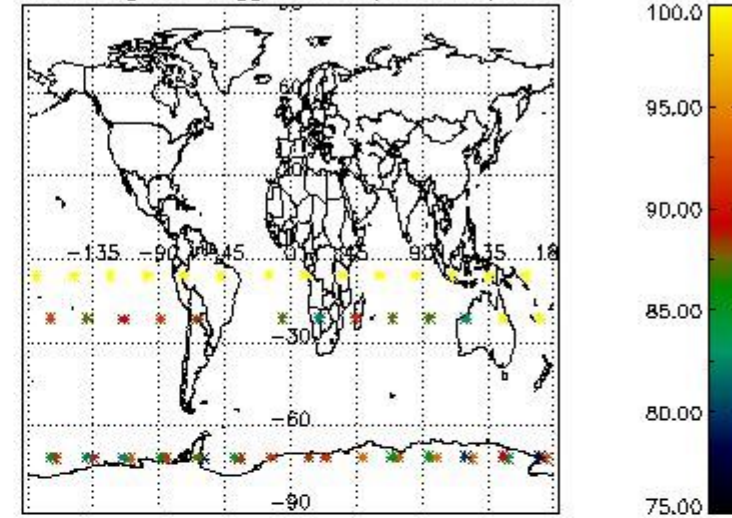


3.2 Plot quality information per product (world map)

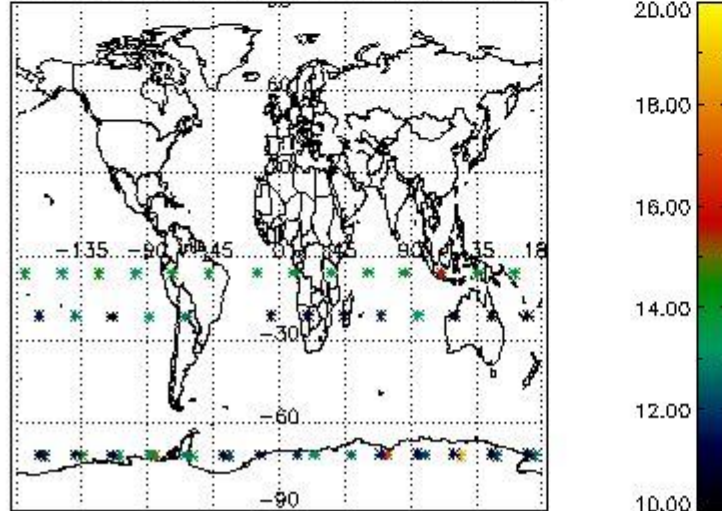
Percentage of flagged data per O3 profile



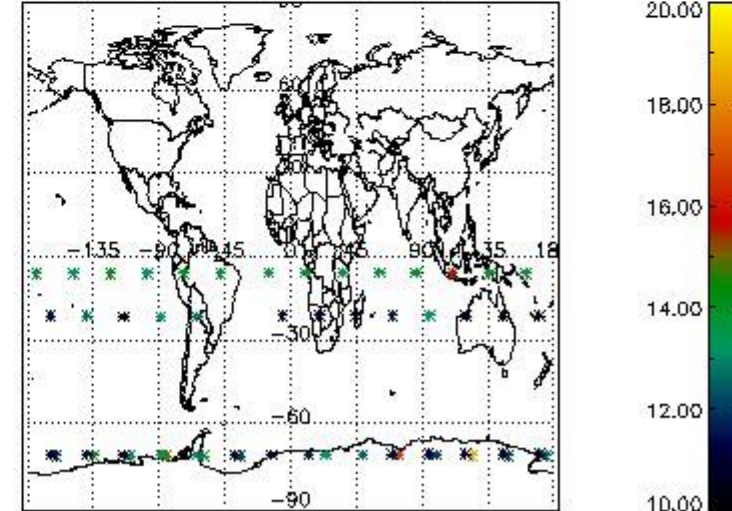
Percentage of flagged data per H2O profile



Percentage of flagged data per NO2 profile



Percentage of flagged data per NO3 profile

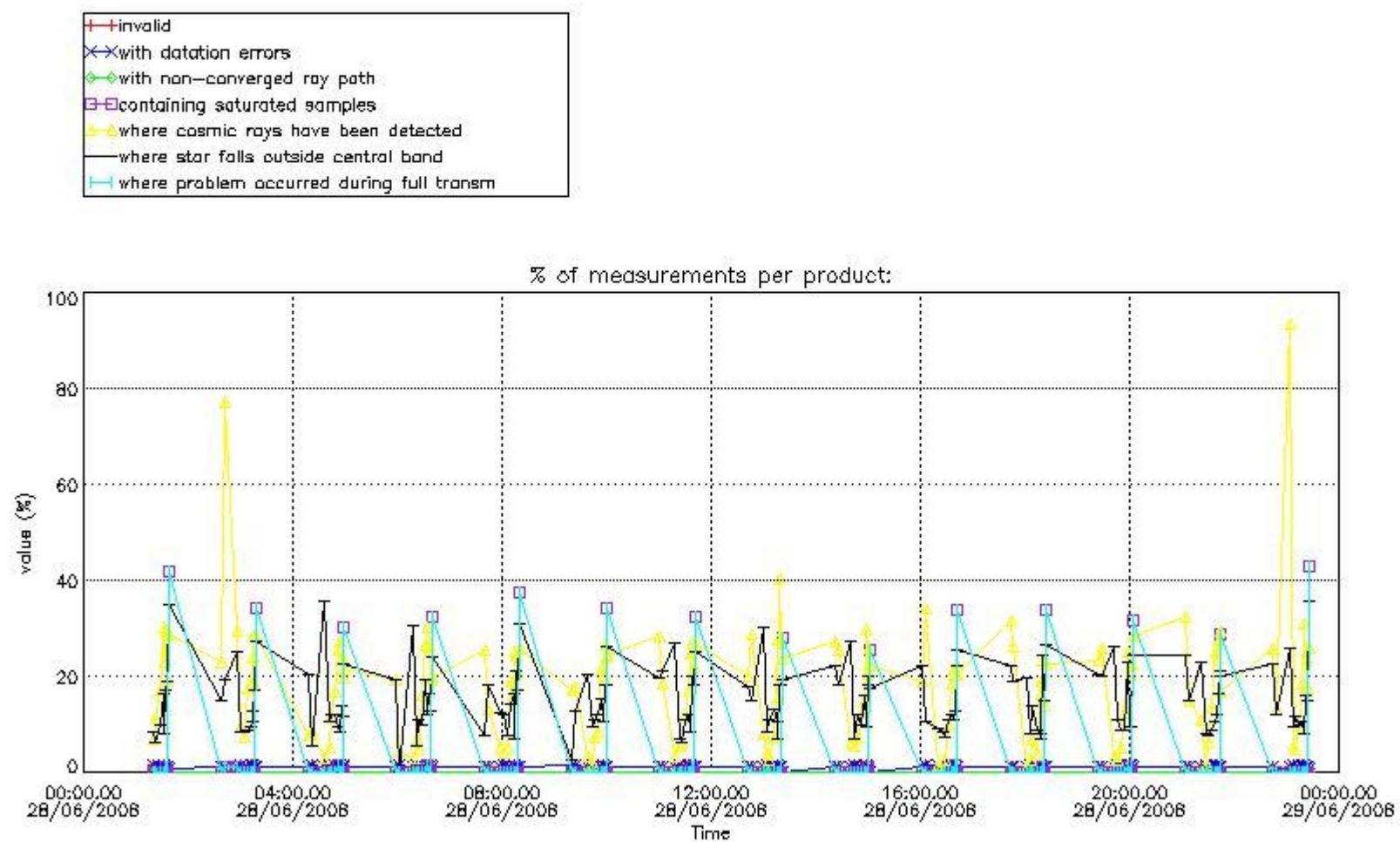


4. Level 1 quality information per product

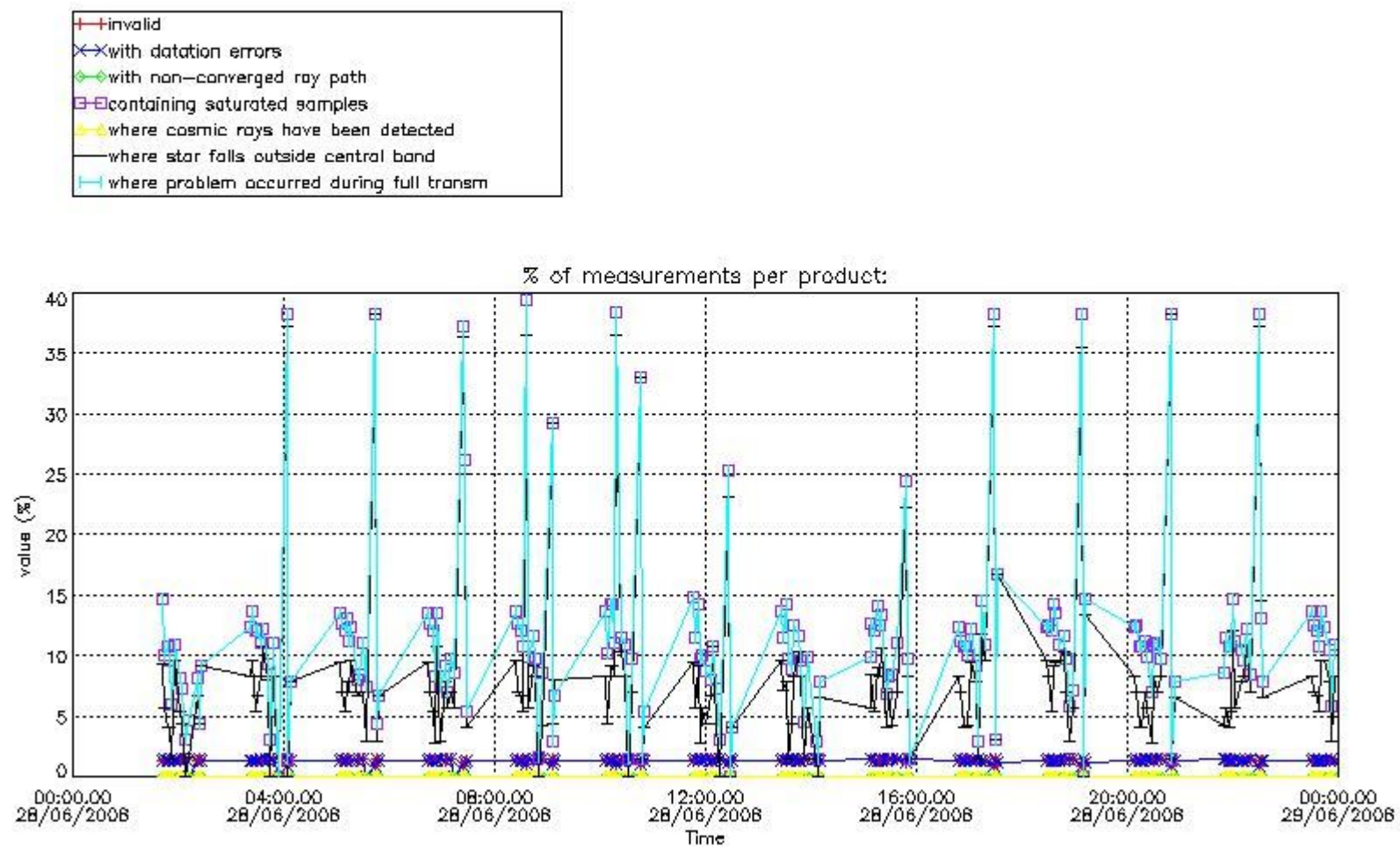
In this section it is plotted some information contained in the Quality Summary data set of the level 2 products that comes from the level 1b processing. Products without errors (error flag in the MPH set to "0") are used.

4.1 Plot quality information per product (time dependant) coming from level 1b processing

4.1.1 Plot level 1 quality information per product (time dependant): ENVISAT ASCENDING passes

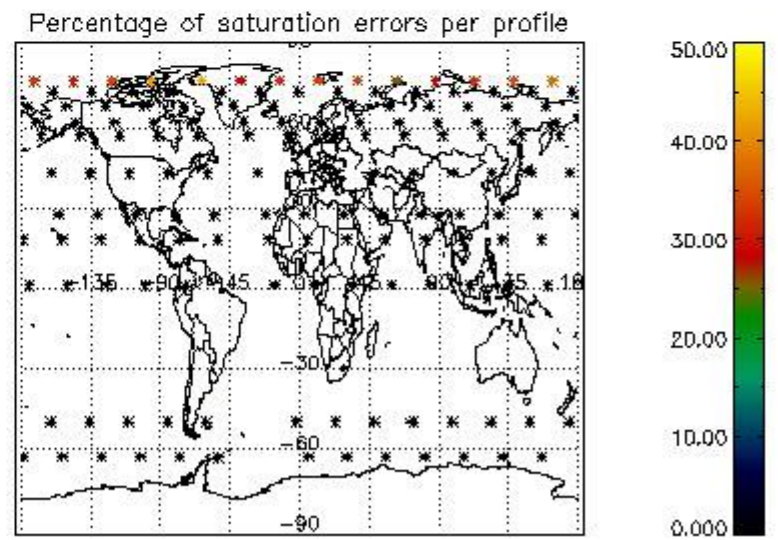
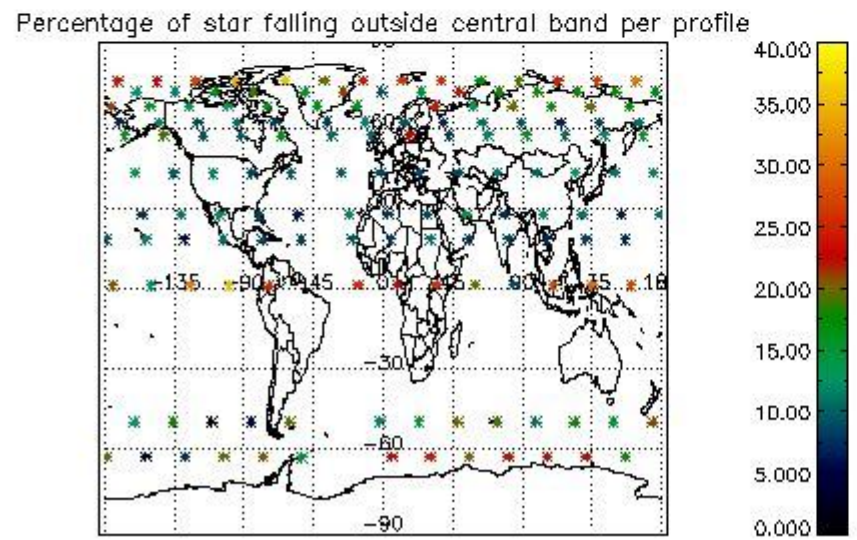
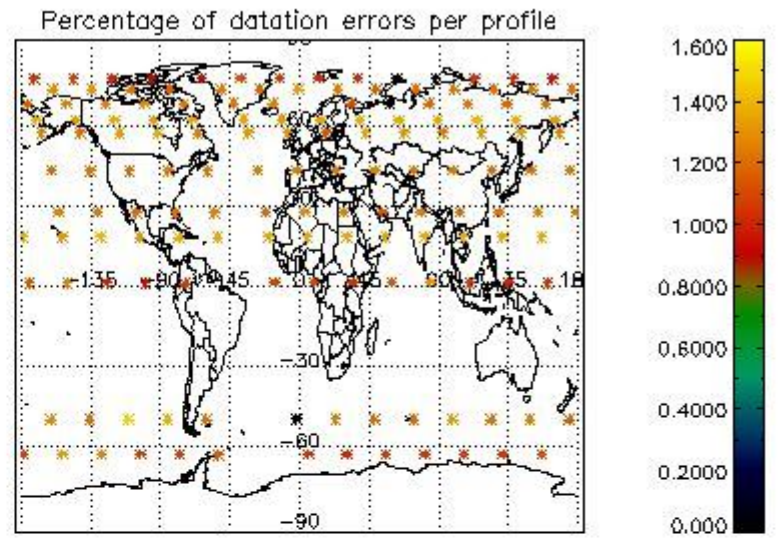
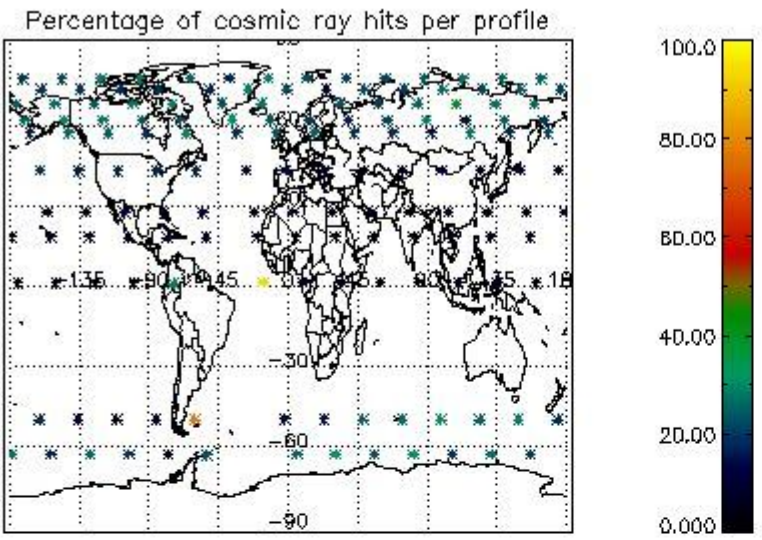


4.1.2 Plot level 1 quality information per product (time dependant): ENVI SAT DESCENDING passes

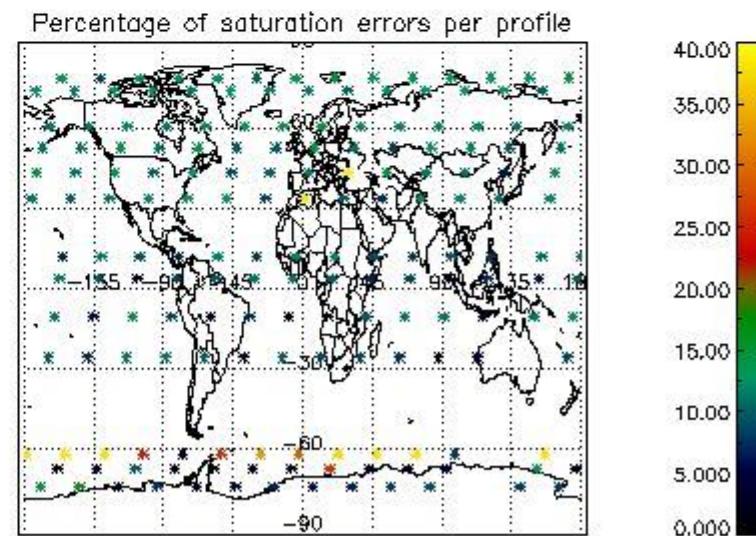
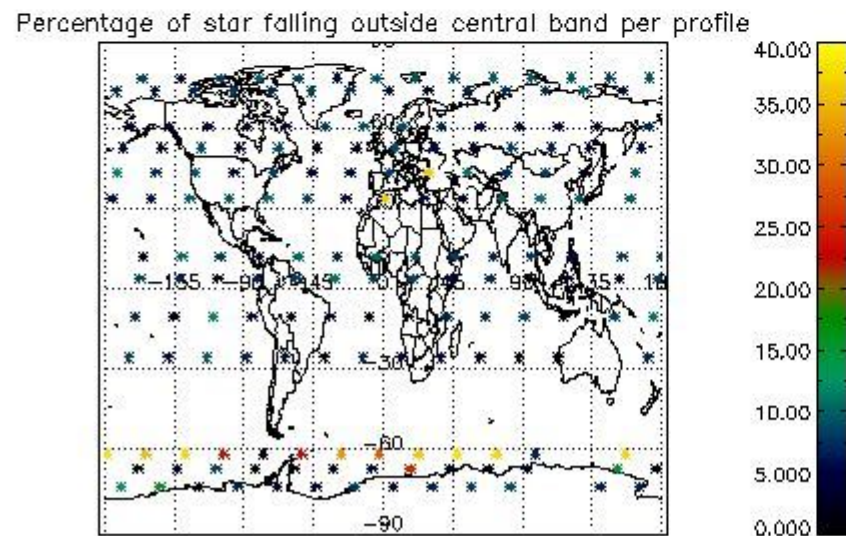
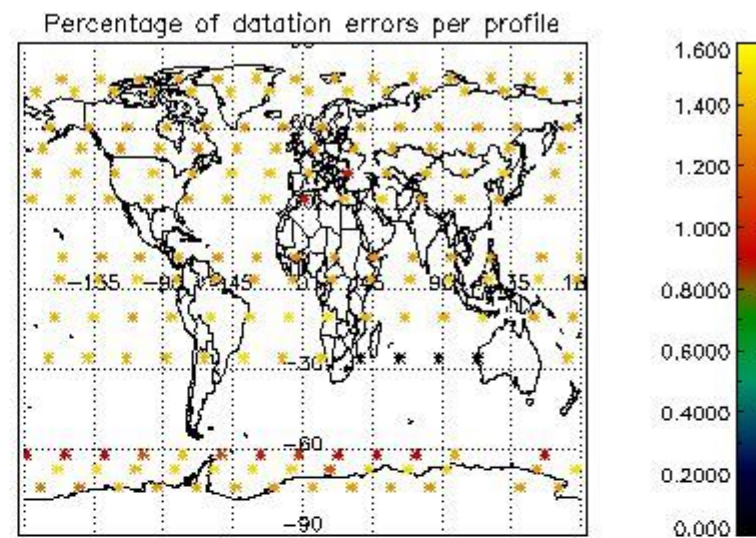
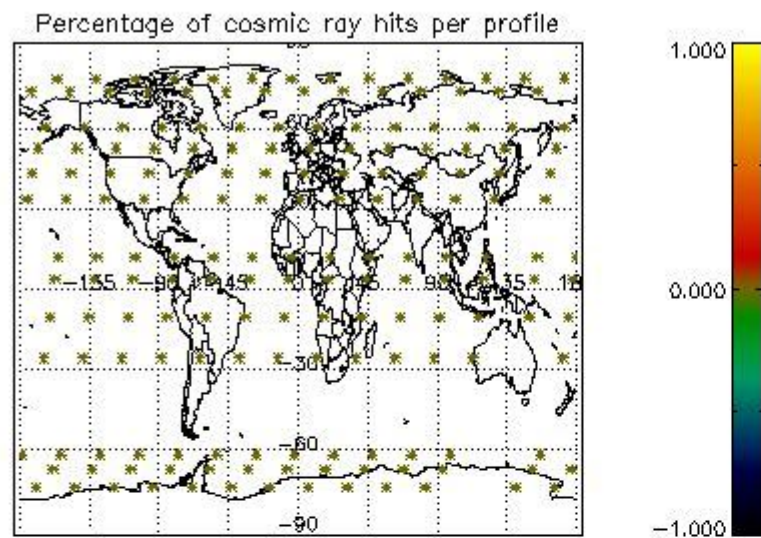


4.2 Plot quality information per product coming from level 1b processing (world map)

4.2.1 Plot level 1 quality information per product (world map): ENVISAT ASCENDING passes



4.2.2 Plot level 1 quality information per product (world map): ENVISAT DESCENDING passes



5. Trace gas profiles

5.1 Ozone statistics based on quality of products

The final quality of the products can be "measured" using the STD (Standard Deviation) attached to every point profile. This information is written to the parameter GOM_NL__2P/NL_LOCAL_SPECIES_DENSITY/o3_std of the level 2 products. The table below shows the statistics for given STD ranges.

The statistics are given with respect to the overall valid production:

- Products without fatal errors: GOM_NL__2P/MPH/PRODUCT_ERR=0
- Valid point profile: GOM_NL__2P/NL_LOCAL_SPECIES_DENSITY/pcd(0)=0

The 'Criteria' is applied to valid points of dark limb products:

- Products in dark limb illumination condition: GOM_NL__2P/NL_SUMMARY_QUALITY/obs_ill_cond=0
- Products without fatal errors: GOM_NL__2P/MPH/PRODUCT_ERR=0
- Valid point profile: GOM_NL__2P/NL_LOCAL_SPECIES_DENSITY/pcd(0)=0

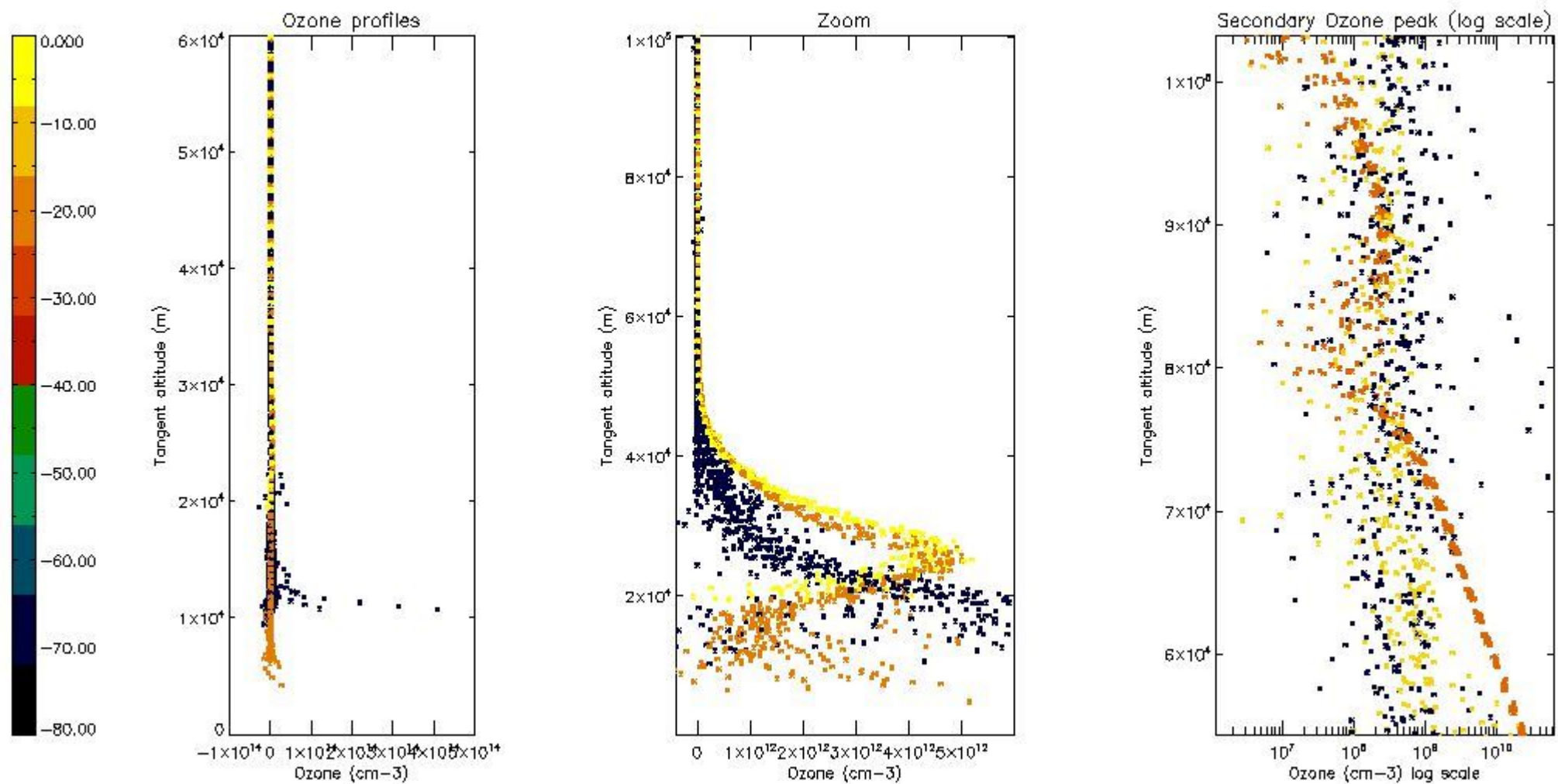
So, the table below shows the percentage of dark limb and valid observations for each criteria with respect to the overall valid daily observations.

Criteria	% of total production
All STD	18
STD < 20	6

STD < 10	4
STD < 5	2

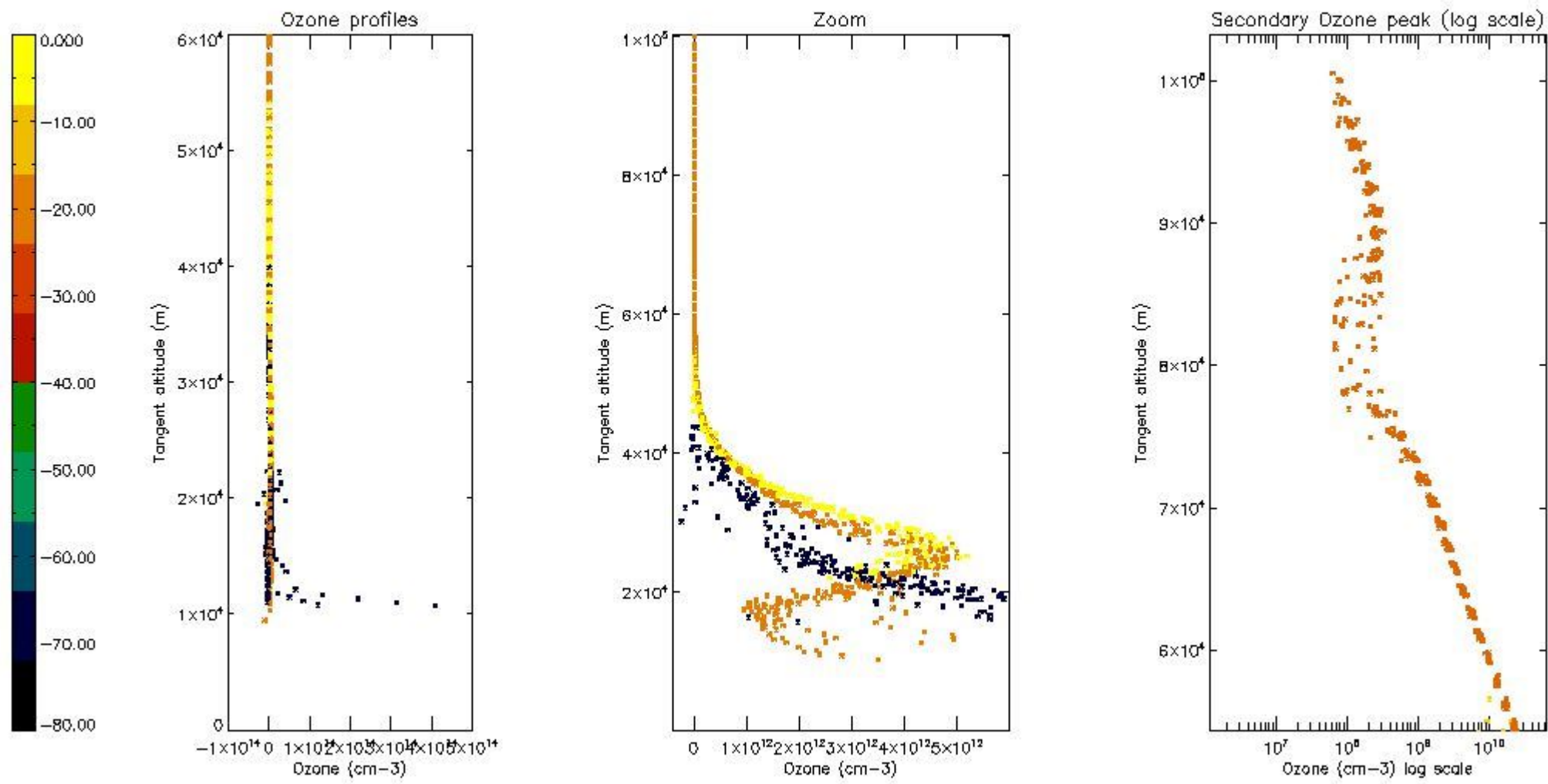
5.2 Plot ozone profiles for all STD (dark without errors)

The colorbar represents the latitude.



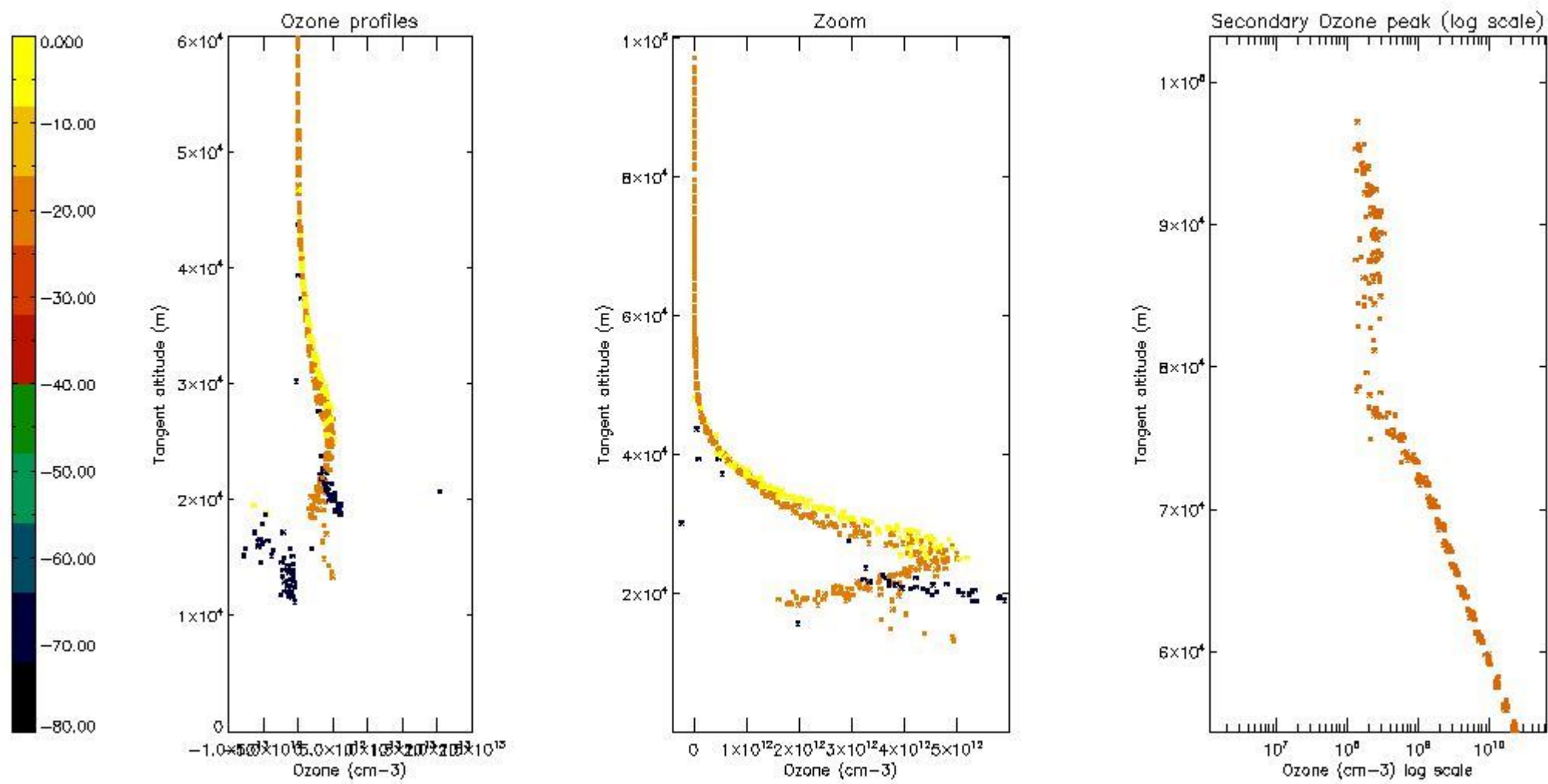
5.3 Plot ozone profiles where STD < 20% (dark without errors)

The colorbar represents the latitude.



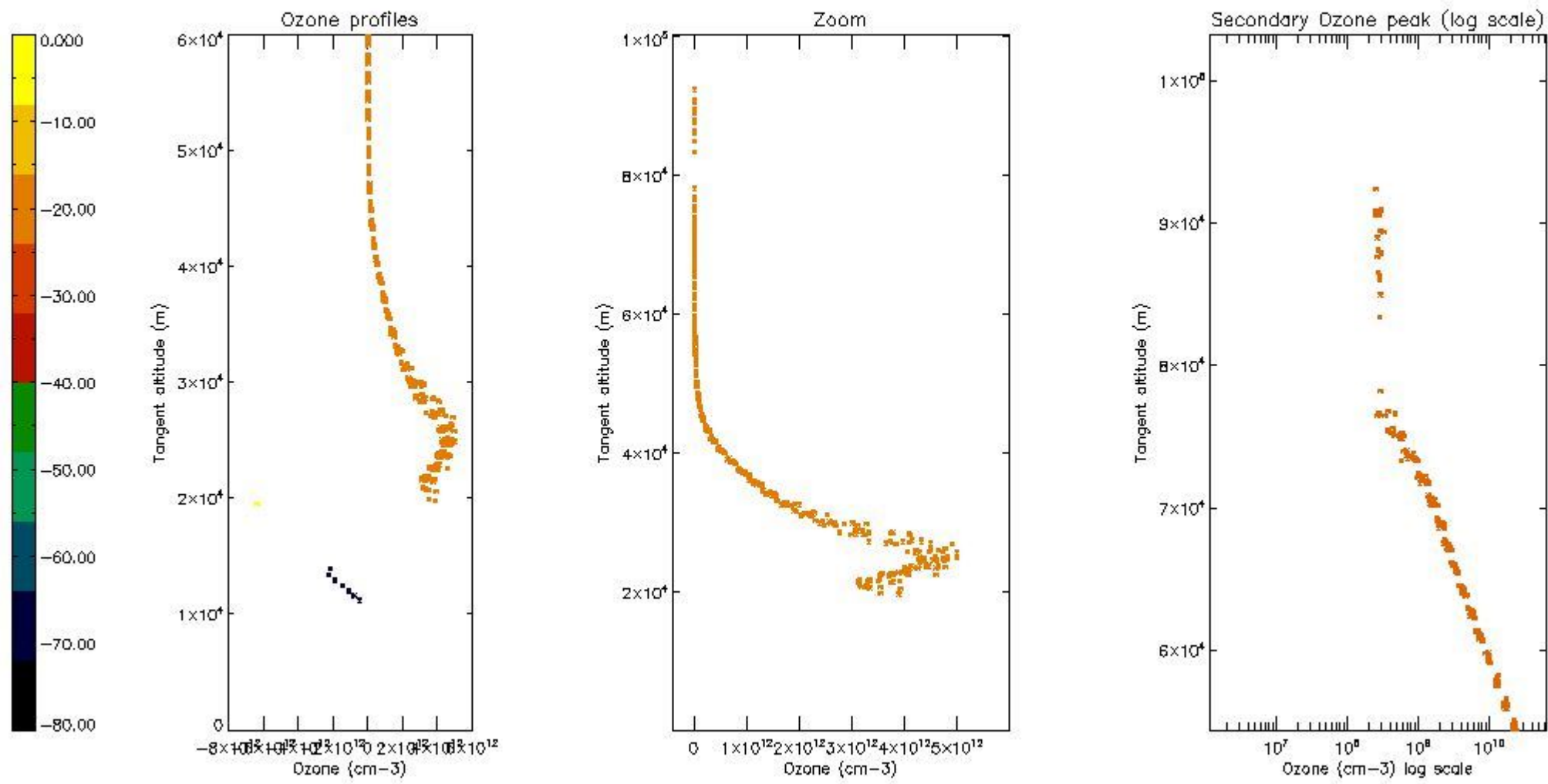
5.4 Plot ozone profiles where STD < 10% (dark without errors)

The colorbar represents the latitude.



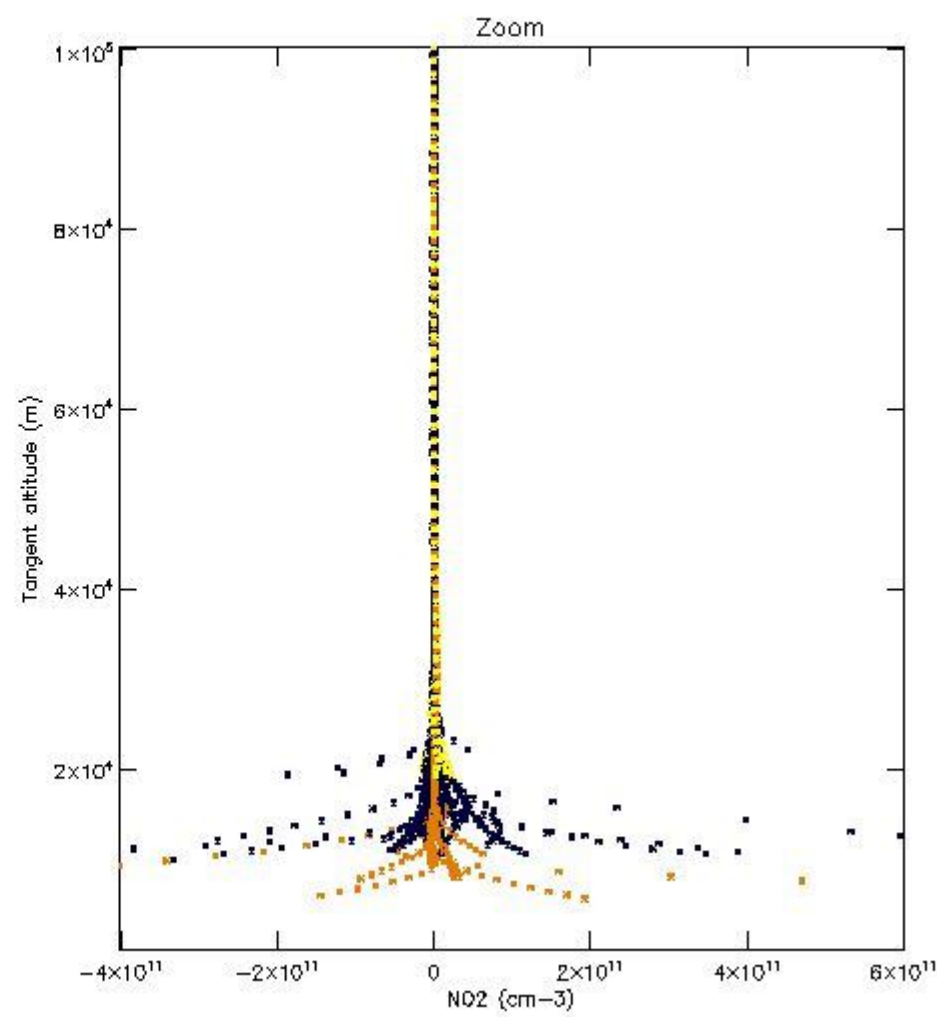
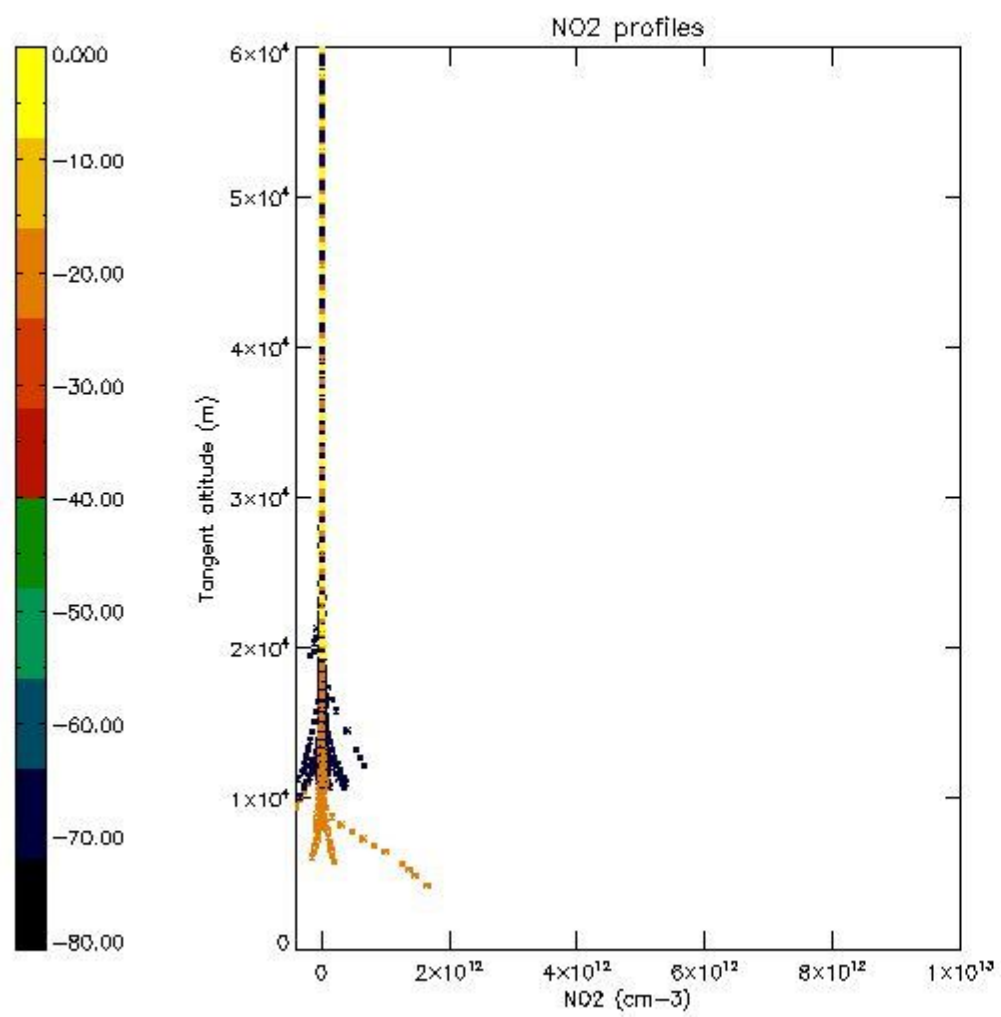
5.5 Plot ozone profiles where STD < 5% (dark without errors)

The colorbar represents the latitude.



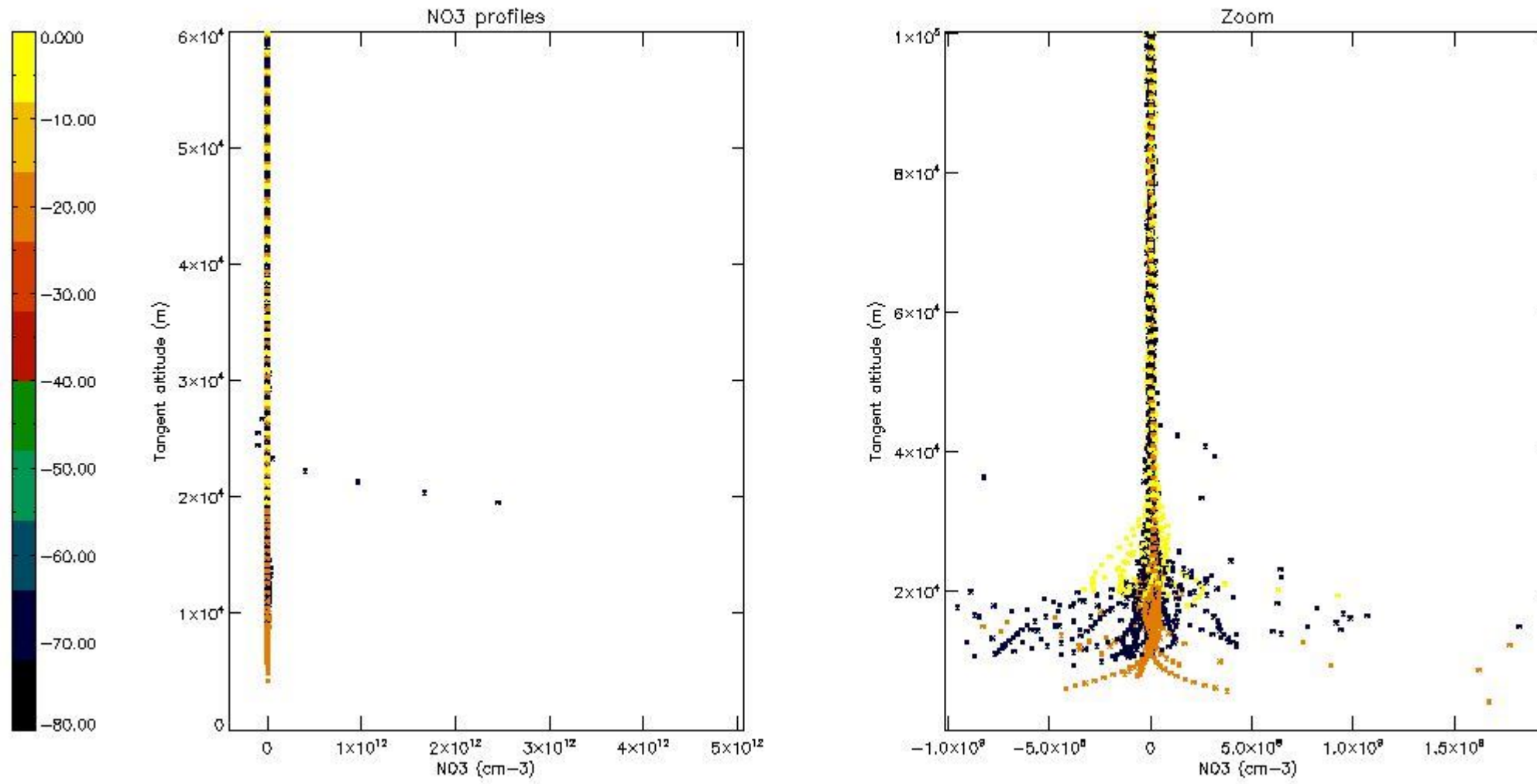
5.6 Plot NO₂ profiles for all STD (dark without errors)

The colorbar represents the latitude.



5.7 Plot NO3 profiles for all STD (dark without errors)

The colorbar represents the latitude.



6. Auxiliary Data Files used for the production reported in section 2

The number reported in the third column indicates since which file (see list in section 2) the corresponding auxiliary file has been used. The fourth column is the date of those product files.

Type	Auxiliary Filename	Used since product	Used since product date
INST_PHYS_CHARACTERISTICS	GOM_INS_AXVIEC20091111_143220_20030716_120000_20500101_000000	1	28-JUN-2008 01:20:05
LEVEL-2_PROC_CONFIG	GOM_PR2_AXVIEC20091111_152718_20020301_000000_20500101_000000	1	28-JUN-2008 01:20:05
CROSS_SECTIONS_FILE	GOM_CRS_AXVIEC20091111_154832_20020301_000000_20500101_000000	1	28-JUN-2008 01:20:05

GOMOS Level 2 Daily Report

SUMMARY

[1. General Info](#)

[2. Summary of processed GOM_NL_2P products](#)

[3. Level 2 Quality information per product](#)

[3.1 Plot of level 2 quality information per product \(time dependant\)](#)

[3.2 Plot of level 2 quality information per product \(world map\)](#)

[4. Level 1 Quality information per product \(stored on level 2 products\)](#)

[4.1 Plot of level 1 quality information per product \(time dependant\)](#)

[4.1.1 Plot of level 1 quality information per product \(time dependant\): ASCENDING](#)

[4.1.2 Plot of level 1 quality information per product \(time dependant\): DESCENDING](#)

[4.2 Plot of level 1 quality information per product \(world map\)](#)

[4.2.1 Plot of level 1 quality information per product \(world map\): ASCENDING](#)

[4.2.2 Plot of level 1 quality information per product \(world map\): DESCENDING](#)

[5. Ozone profiles based on quality statistics and other trace gas profiles](#)

[5.1 Ozone statistics based on quality of products](#)

[5.2 Plot ozone profiles for all STD \(dark without errors\)](#)

[5.3 Plot ozone profiles where STD < 20% \(dark without errors\)](#)

[5.4. Plot ozone profiles where STD < 10% \(dark without errors\)](#)

[5.5. Plot ozone profiles where STD < 5% \(dark without errors\)](#)

[5.6 Plot NO2 profiles for all STD \(dark without errors\)](#)

[5.7 Plot NO3 profiles for all STD \(dark without errors\)](#)

[5.8 Plot H2O profiles \(only for occultations of stars 1,2,3,4,13,14,16,26,63 dark without errors\) for all STD](#)

[6. Auxiliary Data Files used for the production reported in section 2](#)

This report presents the daily analysis on parameters extracted from GOMOS level 2 data (GOM_NL__2P). It is intended to monitor some important parameters that will impact the quality of these products. A list of level 2 products (and content) that have arrived during the reporting day to the PCF is also given.

Item	Value
Time of report generation	25APR2013 16:46:29
Data source version	GOMOS/6.01
Start time of products	28-06-2008 (28JUN2008 00:00:00)
Stop time of products	29-06-2008 (29JUN2008 00:00:00)
Store outputs in DB	Yes
Nb of level 2 prods	328
Nb of prods with errors	0

2. Summary of processed GOM_NL__2P products.

Nr	Filename	UTC Start time	Limb	Duration	Star Id	Star Name	Star Mag	Star Temp	Nb Meas	Orbit	Prod. error
1	GOM_NL__2PRFIN20080628_012005_000000372069_00461_33080_2933.N1	28-JUN-2008 01:20:05	Dark	36.500	135	Bet Hyi	2.8200	5800.0	73	33080	No
2	GOM_NL__2PRFIN20080628_012239_000000402069_00461_33080_2934.N1	28-JUN-2008 01:22:39	Straylight	40.000	148	Alp Tuc	2.8780	4100.0	80	33080	No
3	GOM_NL__2PRFIN20080628_012704_000000412069_00461_33080_2935.N1	28-JUN-2008 01:27:04	Straylight	41.000	45	Alp Pav	1.9400	26000.	82	33080	No
4	GOM_NL__2PRFIN20080628_013107_000000402069_00461_33080_2936.N1	28-JUN-2008 01:31:07	Straylight	40.000	141	Bet Ara	2.8400	4600.0	80	33080	No
5	GOM_NL__2PRFIN20080628_013233_000000372069_00461_33080_2937.N1	28-JUN-2008 01:32:33	Straylight	37.000	147	Alp Ara	2.8770	26000.	74	33080	No
6	GOM_NL__2PRFIN20080628_013421_000000412069_00461_33080_2938.N1	28-JUN-2008 01:34:21	Twilight	41.000	40	The Sco	1.8590	7100.0	82	33080	No
7	GOM_NL__2PRFIN20080628_013601_000000432069_00461_33080_2939.N1	28-JUN-2008 01:36:01	Twilight	42.500	25	35Lam Sco	1.6200	28000.	85	33080	No
8	GOM_NL__2PRFIN20080628_013724_000000562069_00461_33080_2940.N1	28-JUN-2008 01:37:24	Bright	56.000	116	19Del Sgr	2.7000	4100.0	112	33080	No
9	GOM_NL__2PRFIN20080628_014215_000000382069_00461_33080_2941.N1	28-JUN-2008 01:42:15	Bright	37.500	86	35Eta Oph	2.4300	10200.	75	33080	No
10	GOM_NL__2PRFIN20080628_014400_000000352069_00461_33080_2942.N1	28-JUN-2008 01:44:00	Bright	35.000	98	13Zet Oph	2.5710	30000.	70	33080	No
11	GOM_NL__2PRFIN20080628_014801_000000372069_00461_33080_2943.N1	28-JUN-2008 01:48:01	Bright	37.000	126	60Bet Oph	2.7700	4250.0	74	33080	No
12	GOM_NL__2PRFIN20080628_015022_000000372069_00461_33080_2944.N1	28-JUN-2008 01:50:22	Bright	36.500	59	55Alp Oph	2.0800	8900.0	73	33080	No
13	GOM_NL__2PRFIN20080628_015257_000000342069_00461_33080_2945.N1	28-JUN-2008 01:52:57	Bright	33.500	127	27Bet Her	2.7810	4700.0	67	33080	No
14	GOM_NL__2PRFIN20080628_015544_000000372069_00461_33080_2946.N1	28-JUN-2008 01:55:44	Bright	36.500	133	40Zet Her	2.8070	6000.0	73	33080	No
15	GOM_NL__2PRFIN20080628_020154_000000372069_00461_33080_2947.N1	28-JUN-2008 02:01:54	Bright	37.000	130	23Bet Dra	2.7990	5800.0	74	33080	No
16	GOM_NL__2PRFIN20080628_020409_000000352069_00461_33080_2948.N1	28-JUN-2008 02:04:09	Bright	34.500	119	14Eta Dra	2.7270	4700.0	69	33080	No
17	GOM_NL__2PRFIN20080628_020804_000000332069_00461_33080_2949.N1	28-JUN-2008 02:08:04	Bright	33.000	60	7Bet UMi	2.0810	3950.0	66	33080	No
18	GOM_NL__2PRFIN20080628_021224_000000332069_00461_33080_2950.N1	28-JUN-2008 02:12:24	Bright	32.500	49	1Alp UMi	1.9900	6300.0	65	33080	No
19	GOM_NL__2PRFIN20080628_022242_000000372069_00461_33080_2951.N1	28-JUN-2008 02:22:42	Bright	37.000	160	23Gam Per	2.9300	4700.0	74	33080	No
20	GOM_NL__2PRFIN20080628_022422_000000342069_00461_33080_2952.N1	28-JUN-2008 02:24:22	Bright	34.000	175	39Del Per	3.0100	19400.	68	33080	No
21	GOM_NL__2PRFIN20080628_022631_000000392069_00461_33080_2953.N1	28-JUN-2008 02:26:31	Bright	38.500	79	26Bet Per	2.3100	13100.	77	33080	No
22	GOM_NL__2PRFIN20080628_023740_000000442069_00461_33080_2954.N1	28-JUN-2008 02:37:40	Dark	43.500	94	92Alp Cet	2.5260	3100.0	87	33080	No
23	GOM_NL__2PRFIN20080628_024130_000000422069_00461_33080_2955.N1	28-JUN-2008 02:41:30	Dark	41.500	165	34Gam Eri	2.9500	3200.0	83	33080	No
24	GOM_NL__2PRFIN20080628_025552_000000482069_00462_33081_2942.N1	28-JUN-2008 02:55:52	Dark	47.500	9	Alp Eri	0.45300	24000.	95	33081	No
25	GOM_NL__2PRFIN20080628_030041_000000372069_00462_33081_2943.N1	28-JUN-2008 03:00:41	Dark	36.500	135	Bet Hyi	2.8200	5800.0	73	33081	No
26	GOM_NL__2PRFIN20080628_030315_000000412069_00462_33081_2944.N1	28-JUN-2008 03:03:15	Straylight	41.000	148	Alp Tuc	2.8780	4100.0	82	33081	No
27	GOM_NL__2PRFIN20080628_030741_000000402069_00462_33081_2945.N1	28-JUN-2008 03:07:41	Straylight	40.000	45	Alp Pav	1.9400	26000.	80	33081	No
28	GOM_NL__2PRFIN20080628_031143_000000372069_00462_33081_2946.N1	28-JUN-2008 03:11:43	Straylight	37.000	141	Bet Ara	2.8400	4600.0	74	33081	No
29	GOM_NL__2PRFIN20080628_031310_000000382069_00462_33081_2947.N1	28-JUN-2008 03:13:10	Straylight	37.500	147	Alp Ara	2.8770	26000.	75	33081	No
30	GOM_NL__2PRFIN20080628_031457_000000392069_00462_33081_2948.N1	28-JUN-2008 03:14:57	Twilight	39.000	40	The Sco	1.8590	7100.0	78	33081	No
31	GOM_NL__2PRFIN20080628_031637_000000412069_00462_33081_2949.N1	28-JUN-2008 03:16:37	Twilight	41.000	25	35Lam Sco	1.6200	28000.	82	33081	No
32	GOM_NL__2PRFIN20080628_031801_000000502069_00462_33081_2950.N1	28-JUN-2008 03:18:01	Bright	49.500	116	19Del Sgr	2.7000	4100.0	99	33081	No
33	GOM_NL__2PRFIN20080628_032251_000000372069_00462_33081_2951.N1	28-JUN-2008 03:22:51	Bright	36.500	86	35Eta Oph	2.4300	10200.	73	33081	No
34	GOM_NL__2PRFIN20080628_032436_000000372069_00462_33081_2952.N1	28-JUN-2008 03:24:36	Bright	36.500	98	13Zet Oph	2.5710	30000.	73	33081	No
35	GOM_NL__2PRFIN20080628_032837_000000382069_00462_33081_2953.N1	28-JUN-2008 03:28:37	Bright	37.500	126	60Bet Oph	2.7700	4250.0	75	33081	No
36	GOM_NL__2PRFIN20080628_033058_000000382069_00462_33081_2954.N1	28-JUN-2008 03:30:58	Bright	37.500	59	55Alp Oph	2.0800	8900.0	75	33081	No
37	GOM_NL__2PRFIN20080628_033333_000000362069_00462_33081_2955.N1	28-JUN-2008 03:33:33	Bright	36.000	127	27Bet Her	2.7810	4700.0	72	33081	No
38	GOM_NL__2PRFIN20080628_033620_000000372069_00462_33081_2956.N1	28-JUN-2008 03:36:20	Bright	37.000	133	40Zet Her	2.8070	6000.0	74	33081	No
39	GOM_NL__2PRFIN20080628_034229_000000382069_00462_33081_2957.N1	28-JUN-2008 03:42:29	Bright	37.500	130	23Bet Dra	2.7990	5800.0	75	33081	No
40	GOM_NL__2PRFIN20080628_034445_000000342069_00462_33081_2958.N1	28-JUN-2008 03:44:45	Bright	33.500	119	14Eta Dra	2.7270	4700.0	67	33081	No
41	GOM_NL__2PRFIN20080628_034841_000000362069_00462_33081_2959.N1	28-JUN-2008 03:48:41	Bright	36.000	60	7Bet UMi	2.0810	3950.0	72	33081	No
42	GOM_NL__2PRFIN20080628_035300_000000322069_00462_33081_2960.N1	28-JUN-2008 03:53:00	Bright	31.500	49	1Alp UMi	1.9900	6300.0	63	33081	No

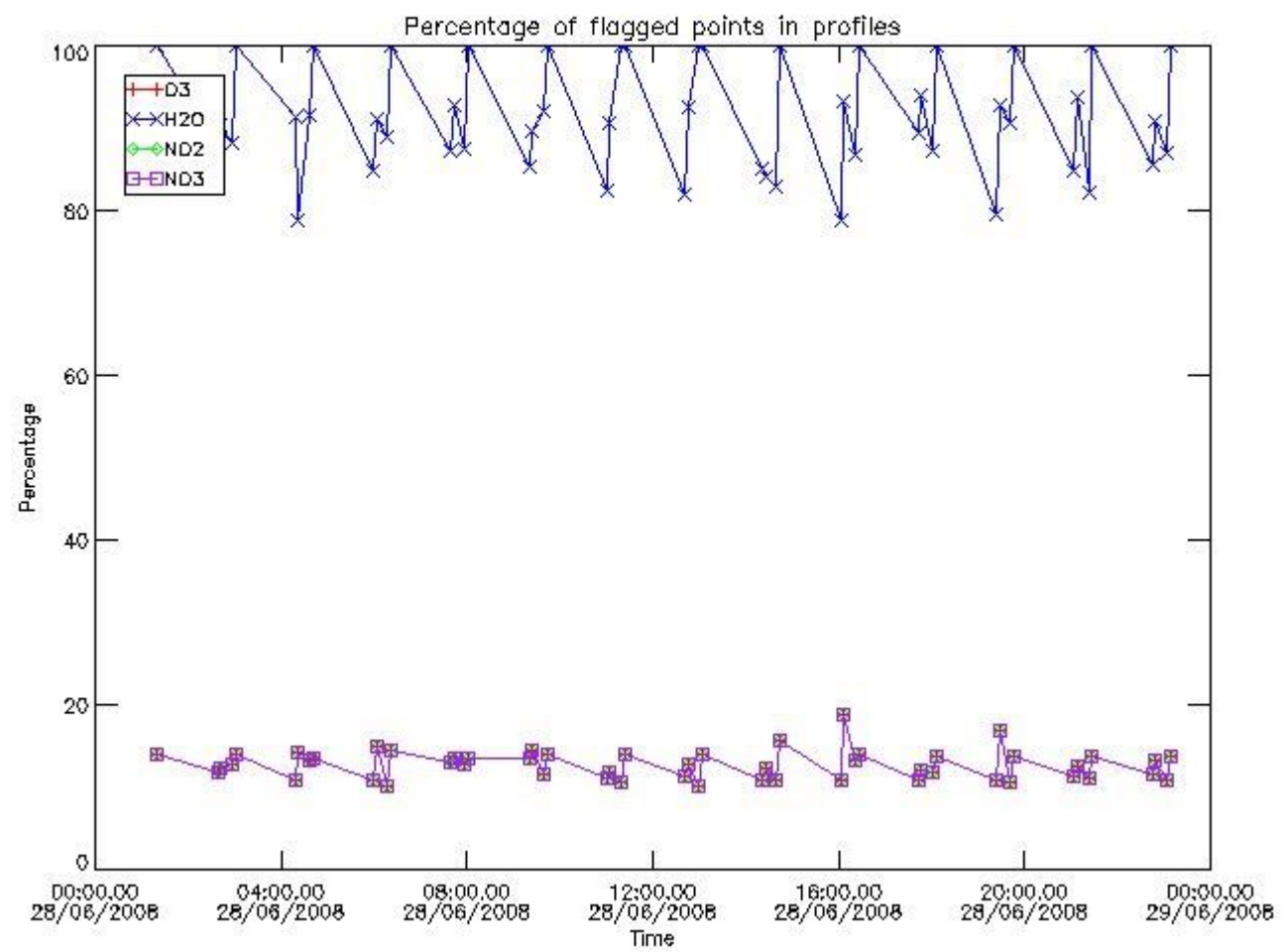
220	GOM_NL__2PRFIN20080628_163632_000000382069_00470_33089_3099.N1	28-JUN-2008 16:36:32	Straylight	38.000	141	Bet Ara	2.8400	4600.0	76	33089	No
221	GOM_NL__2PRFIN20080628_163759_000000372069_00470_33089_3100.N1	28-JUN-2008 16:37:59	Straylight	37.000	147	Alp Ara	2.8770	26000.	74	33089	No
222	GOM_NL__2PRFIN20080628_163946_000000392069_00470_33089_3101.N1	28-JUN-2008 16:39:46	Tw_i_and_stray	39.000	40	The Sco	1.8590	7100.0	78	33089	No
223	GOM_NL__2PRFIN20080628_164126_000000432069_00470_33089_3102.N1	28-JUN-2008 16:41:26	Tw_i_and_stray	43.000	25	35Lam Sco	1.6200	28000.	86	33089	No
224	GOM_NL__2PRFIN20080628_164250_000000492069_00470_33089_3103.N1	28-JUN-2008 16:42:50	Bright	49.000	116	19Del Sgr	2.7000	4100.0	98	33089	No
225	GOM_NL__2PRFIN20080628_164740_000000372069_00470_33089_3104.N1	28-JUN-2008 16:47:40	Bright	36.500	86	35Eta Oph	2.4300	10200.	73	33089	No
226	GOM_NL__2PRFIN20080628_164925_000000362069_00470_33089_3105.N1	28-JUN-2008 16:49:25	Bright	35.500	98	13Zet Oph	2.5710	30000.	71	33089	No
227	GOM_NL__2PRFIN20080628_165324_000000372069_00470_33089_3106.N1	28-JUN-2008 16:53:24	Bright	37.000	126	60Bet Oph	2.7700	4250.0	74	33089	No
228	GOM_NL__2PRFIN20080628_165545_000000372069_00470_33089_3107.N1	28-JUN-2008 16:55:45	Bright	37.000	59	55Alp Oph	2.0800	8900.0	74	33089	No
229	GOM_NL__2PRFIN20080628_165822_000000352069_00470_33089_3108.N1	28-JUN-2008 16:58:22	Bright	35.000	127	27Bet Her	2.7810	4700.0	70	33089	No
230	GOM_NL__2PRFIN20080628_170108_000000372069_00470_33089_3109.N1	28-JUN-2008 17:01:08	Bright	37.000	133	40Zet Her	2.8070	6000.0	74	33089	No
231	GOM_NL__2PRFIN20080628_170715_000000382069_00470_33089_3110.N1	28-JUN-2008 17:07:15	Bright	38.000	130	23Bet Dra	2.7990	5800.0	76	33089	No
232	GOM_NL__2PRFIN20080628_170933_000000342069_00470_33089_3111.N1	28-JUN-2008 17:09:33	Bright	34.000	119	14Eta Dra	2.7270	4700.0	68	33089	No
233	GOM_NL__2PRFIN20080628_171329_000000382069_00470_33089_3112.N1	28-JUN-2008 17:13:29	Bright	38.000	60	7Bet UMi	2.0810	3950.0	76	33089	No
234	GOM_NL__2PRFIN20080628_171747_000000372069_00470_33089_3113.N1	28-JUN-2008 17:17:47	Bright	36.500	49	1Alp UMi	1.9900	6300.0	73	33089	No
235	GOM_NL__2PRFIN20080628_172805_000000552069_00470_33089_3114.N1	28-JUN-2008 17:28:05	Bright	55.000	160	23Gam Per	2.9300	4700.0	110	33089	No
236	GOM_NL__2PRFIN20080628_172946_000000342069_00470_33089_3115.N1	28-JUN-2008 17:29:46	Bright	33.500	175	39Del Per	3.0100	19400.	67	33089	No
237	GOM_NL__2PRFIN20080628_173155_000000422069_00470_33089_3116.N1	28-JUN-2008 17:31:55	Bright	42.000	79	26Bet Per	2.3100	13100.	84	33089	No
238	GOM_NL__2PRFIN20080628_174307_000000482069_00470_33089_3117.N1	28-JUN-2008 17:43:07	Dark	47.500	94	92Alp Cet	2.5260	3100.0	95	33089	No
239	GOM_NL__2PRFIN20080628_174655_000000422069_00470_33089_3118.N1	28-JUN-2008 17:46:55	Dark	42.000	165	34Gam Eri	2.9500	3200.0	84	33089	No
240	GOM_NL__2PRFIN20080628_180120_000000442069_00471_33090_3091.N1	28-JUN-2008 18:01:20	Dark	43.500	9	Alp Eri	0.45300	24000.	87	33090	No
241	GOM_NL__2PRFIN20080628_180607_000000372069_00471_33090_3092.N1	28-JUN-2008 18:06:07	Dark	37.000	135	Bet Hyi	2.8200	5800.0	74	33090	No
242	GOM_NL__2PRFIN20080628_180844_000000442069_00471_33090_3093.N1	28-JUN-2008 18:08:44	Straylight	43.500	148	Alp Tuc	2.8780	4100.0	87	33090	No
243	GOM_NL__2PRFIN20080628_181309_000000402069_00471_33090_3094.N1	28-JUN-2008 18:13:09	Straylight	40.000	45	Alp Pav	1.9400	26000.	80	33090	No
244	GOM_NL__2PRFIN20080628_181708_000000372069_00471_33090_3095.N1	28-JUN-2008 18:17:08	Straylight	37.000	141	Bet Ara	2.8400	4600.0	74	33090	No
245	GOM_NL__2PRFIN20080628_181835_000000372069_00471_33090_3096.N1	28-JUN-2008 18:18:35	Straylight	36.500	147	Alp Ara	2.8770	26000.	73	33090	No
246	GOM_NL__2PRFIN20080628_182023_000000452069_00471_33090_3097.N1	28-JUN-2008 18:20:23	Tw_i_and_stray	45.000	40	The Sco	1.8590	7100.0	90	33090	No
247	GOM_NL__2PRFIN20080628_182202_000000402069_00471_33090_3098.N1	28-JUN-2008 18:22:02	Tw_i_and_stray	40.000	25	35Lam Sco	1.6200	28000.	80	33090	No
248	GOM_NL__2PRFIN20080628_182326_000000492069_00471_33090_3099.N1	28-JUN-2008 18:23:26	Bright	49.000	116	19Del Sgr	2.7000	4100.0	98	33090	No
249	GOM_NL__2PRFIN20080628_182816_000000372069_00471_33090_3100.N1	28-JUN-2008 18:28:16	Bright	36.500	86	35Eta Oph	2.4300	10200.	73	33090	No
250	GOM_NL__2PRFIN20080628_183001_000000362069_00471_33090_3101.N1	28-JUN-2008 18:30:01	Bright	36.000	98	13Zet Oph	2.5710	30000.	72	33090	No
251	GOM_NL__2PRFIN20080628_183400_000000382069_00471_33090_3102.N1	28-JUN-2008 18:34:00	Bright	37.500	126	60Bet Oph	2.7700	4250.0	75	33090	No
252	GOM_NL__2PRFIN20080628_183621_000000392069_00471_33090_3103.N1	28-JUN-2008 18:36:21	Bright	38.500	59	55Alp Oph	2.0800	8900.0	77	33090	No
253	GOM_NL__2PRFIN20080628_183858_000000372069_00471_33090_3104.N1	28-JUN-2008 18:38:58	Bright	37.000	127	27Bet Her	2.7810	4700.0	74	33090	No
254	GOM_NL__2PRFIN20080628_184144_000000372069_00471_33090_3105.N1	28-JUN-2008 18:41:44	Bright	36.500	133	40Zet Her	2.8070	6000.0	73	33090	No
255	GOM_NL__2PRFIN20080628_184751_000000392069_00471_33090_3106.N1	28-JUN-2008 18:47:51	Bright	38.500	130	23Bet Dra	2.7990	5800.0	77	33090	No
256	GOM_NL__2PRFIN20080628_185009_000000362069_00471_33090_3107.N1	28-JUN-2008 18:50:09	Bright	36.000	119	14Eta Dra	2.7270	4700.0	72	33090	No
257	GOM_NL__2PRFIN20080628_185405_000000342069_00471_33090_3108.N1	28-JUN-2008 18:54:05	Bright	34.000	60	7Bet UMi	2.0810	3950.0	68	33090	No
258	GOM_NL__2PRFIN20080628_185823_000000352069_00471_33090_3109.N1	28-JUN-2008 18:58:23	Bright	35.000	49	1Alp UMi	1.9900	6300.0	70	33090	No
259	GOM_NL__2PRFIN20080628_190841_000000552069_00471_33090_3110.N1	28-JUN-2008 19:08:41	Bright	55.000	160	23Gam Per	2.9300	4700.0	110	33090	No
260	GOM_NL__2PRFIN20080628_191022_000000332069_00471_33090_3111.N1	28-JUN-2008 19:10:22	Bright	33.000	175	39Del Per	3.0100	19400.	66	33090	No
261	GOM_NL__2PRFIN20080628_191230_000000412069_00471_33090_3112.N1	28-JUN-2008 19:12:30	Bright	41.000	79	26Bet Per	2.3100	13100.	82	33090	No
262	GOM_NL__2PRFIN20080628_192344_000000472069_00471_33090_3113.N1	28-JUN-2008 19:23:44	Dark	47.000	94	92Alp Cet	2.5260	3100.0	94	33090	No
263	GOM_NL__2PRFIN20080628_192731_000000432069_00471_33090_3114.N1	28-JUN-2008 19:27:31	Dark	42.500	165	34Gam Eri	2.9500	3200.0	85	33090	No
264	GOM_NL__2PRFIN20080628_194156_000000482069_00472_33091_3121.N1	28-JUN-2008 19:41:56	Dark	48.000	9	Alp Eri	0.45300	24000.	96	33091	No
265	GOM_NL__2PRFIN20080628_194643_000000372069_00472_33091_3122.N1	28-JUN-2008 19:46:43	Dark	37.000	135	Bet Hyi	2.8200	5800.0	74	33091	No
266	GOM_NL__2PRFIN20080628_194921_000000412069_00472_33091_3123.N1	28-JUN-2008 19:49:21	Straylight	40.500	148	Alp Tuc	2.8780	4100.0	81	33091	No
267	GOM_NL__2PRFIN20080628_195345_000000402069_00472_33091_3124.N1	28-JUN-2008 19:53:45	Straylight	40.000	45	Alp Pav	1.9400	26000.	80	33091	No
268	GOM_NL__2PRFIN20080628_195744_000000442069_00472_33091_3125.N1	28-JUN-2008 19:57:44	Straylight	44.000	141	Bet Ara	2.8400	4600.0	88	33091	No
269	GOM_NL__2PRFIN20080628_195911_000000372069_00472_33091_3126.N1	28-JUN-2008 19:59:11	Straylight	37.000	147	Alp Ara	2.8770	26000.	74	33091	No
270	GOM_NL__2PRFIN20080628_200239_000000382069_00472_33091_3127.N1	28-JUN-2008 20:02:39	Tw_i_and_stray	37.500	25	35Lam Sco	1.6200	28000.	75	33091	No
271	GOM_NL__2PRFIN20080628_200403_000000482069_00472_33091_3128.N1	28-JUN-2008 20:04:03	Bright	47.500	116	19Del Sgr	2.7000	4100.0	95	33091	No
272	GOM_NL__2PRFIN20080628_200852_000000372069_00472_33091_3129.N1	28-JUN-2008 20:08:52	Bright	36.500	86	35Eta Oph	2.4300	10200.	73	33091	No
273	GOM_NL__2PRFIN20080628_201037_000000362069_00472_33091_3130.N1	28-JUN-2008 20:10:37	Bright	36.000	98	13Zet Oph	2.5710	30000.	72	33091	No
274	GOM_NL__2PRFIN20080628_201436_000000372069_00472_33091_3131.N1	28-JUN-2008 20:14:36	Bright	37.000	126	60Bet Oph	2.7700	4250.0	74	33091	No
275	GOM_NL__2PRFIN20080628_201657_000000372069_00472_33091_3132.N1	28-JUN-2008 20:16:57	Bright	37.000	59	55Alp Oph	2.0800	8900.0	74	33091	No
276	GOM_NL__2PRFIN20080628_201934_000000362069_00472_33091_3133.N1	28-JUN-2008 20:19:34	Bright	35.500	127	27Bet Her	2.7810	4700.0	71	33091	No
277	GOM_NL__2PRFIN20080628_202220_000000362069_00472_33091_3134.N1	28-JUN-2008 20:22:20	Bright	35.500	133	40Zet Her	2.8070	6000.0	71	33091	No
278	GOM_NL__2PRFIN20080628_202827_000000362069_00472_33091_3135.N1	28-JUN-2008 20:28:27	Bright	36.000	130	23Bet Dra	2.7990	5800.0	72	33091	No

279	GOM_NL__2PRFIN20080628_203045_000000372069_00472_33091_3136.N1	28-JUN-2008 20:30:45	Bright	36.500	119	14Eta Dra	2.7270	4700.0	73	33091	No
280	GOM_NL__2PRFIN20080628_203441_000000362069_00472_33091_3137.N1	28-JUN-2008 20:34:41	Bright	36.000	60	7Bet UMi	2.0810	3950.0	72	33091	No
281	GOM_NL__2PRFIN20080628_203859_000000362069_00472_33091_3138.N1	28-JUN-2008 20:38:59	Bright	36.000	49	1Alp UMi	1.9900	6300.0	72	33091	No
282	GOM_NL__2PRFIN20080628_204917_000000552069_00472_33091_3139.N1	28-JUN-2008 20:49:17	Bright	55.000	160	23Gam Per	2.9300	4700.0	110	33091	No
283	GOM_NL__2PRFIN20080628_205058_000000332069_00472_33091_3140.N1	28-JUN-2008 20:50:58	Bright	33.000	175	39Del Per	3.0100	19400.	66	33091	No
284	GOM_NL__2PRFIN20080628_205307_000000382069_00472_33091_3141.N1	28-JUN-2008 20:53:07	Bright	38.000	79	26Bet Per	2.3100	13100.	76	33091	No
285	GOM_NL__2PRFIN20080628_210420_000000502069_00472_33091_3142.N1	28-JUN-2008 21:04:20	Dark	49.500	94	92Alp Cet	2.5260	3100.0	99	33091	No
286	GOM_NL__2PRFIN20080628_210807_000000412069_00472_33091_3143.N1	28-JUN-2008 21:08:07	Dark	40.500	165	34Gam Eri	2.9500	3200.0	81	33091	No
287	GOM_NL__2PRFIN20080628_212233_000000462069_00473_33092_3145.N1	28-JUN-2008 21:22:33	Dark	45.500	9	Alp Eri	0.45300	24000.	91	33092	No
288	GOM_NL__2PRFIN20080628_212719_000000372069_00473_33092_3146.N1	28-JUN-2008 21:27:19	Dark	37.000	135	Bet Hyi	2.8200	5800.0	74	33092	No
289	GOM_NL__2PRFIN20080628_212957_000000402069_00473_33092_3147.N1	28-JUN-2008 21:29:57	Straylight	39.500	148	Alp Tuc	2.8780	4100.0	79	33092	No
290	GOM_NL__2PRFIN20080628_213422_000000412069_00473_33092_3148.N1	28-JUN-2008 21:34:22	Straylight	40.500	45	Alp Pav	1.9400	26000.	81	33092	No
291	GOM_NL__2PRFIN20080628_213820_000000382069_00473_33092_3149.N1	28-JUN-2008 21:38:20	Straylight	38.000	141	Bet Ara	2.8400	4600.0	76	33092	No
292	GOM_NL__2PRFIN20080628_213947_000000382069_00473_33092_3150.N1	28-JUN-2008 21:39:47	Straylight	38.000	147	Alp Ara	2.8770	26000.	76	33092	No
293	GOM_NL__2PRFIN20080628_214135_000000402069_00473_33092_3151.N1	28-JUN-2008 21:41:35	Tw_i_and_stray	40.000	40	The Sco	1.8590	7100.0	80	33092	No
294	GOM_NL__2PRFIN20080628_214315_000000432069_00473_33092_3152.N1	28-JUN-2008 21:43:15	Tw_i_and_stray	42.500	25	35Lam Sco	1.6200	28000.	85	33092	No
295	GOM_NL__2PRFIN20080628_214439_000000452069_00473_33092_3153.N1	28-JUN-2008 21:44:39	Bright	45.000	116	19Del Sgr	2.7000	4100.0	90	33092	No
296	GOM_NL__2PRFIN20080628_214928_000000352069_00473_33092_3154.N1	28-JUN-2008 21:49:28	Bright	35.000	86	35Eta Oph	2.4300	10200.	70	33092	No
297	GOM_NL__2PRFIN20080628_215113_000000352069_00473_33092_3155.N1	28-JUN-2008 21:51:13	Bright	35.000	98	13Zet Oph	2.5710	30000.	70	33092	No
298	GOM_NL__2PRFIN20080628_215512_000000372069_00473_33092_3156.N1	28-JUN-2008 21:55:12	Bright	37.000	126	60Bet Oph	2.7700	4250.0	74	33092	No
299	GOM_NL__2PRFIN20080628_215733_000000372069_00473_33092_3157.N1	28-JUN-2008 21:57:33	Bright	37.000	59	55Alp Oph	2.0800	8900.0	74	33092	No
300	GOM_NL__2PRFIN20080628_220010_000000382069_00473_33092_3158.N1	28-JUN-2008 22:00:10	Bright	37.500	127	27Bet Her	2.7810	4700.0	75	33092	No
301	GOM_NL__2PRFIN20080628_220256_000000362069_00473_33092_3159.N1	28-JUN-2008 22:02:56	Bright	35.500	133	40Zet Her	2.8070	6000.0	71	33092	No
302	GOM_NL__2PRFIN20080628_220903_000000382069_00473_33092_3160.N1	28-JUN-2008 22:09:03	Bright	38.000	130	23Bet Dra	2.7990	5800.0	76	33092	No
303	GOM_NL__2PRFIN20080628_221121_000000372069_00473_33092_3161.N1	28-JUN-2008 22:11:21	Bright	36.500	119	14Eta Dra	2.7270	4700.0	73	33092	No
304	GOM_NL__2PRFIN20080628_221517_000000372069_00473_33092_3162.N1	28-JUN-2008 22:15:17	Bright	37.000	60	7Bet UMi	2.0810	3950.0	74	33092	No
305	GOM_NL__2PRFIN20080628_221935_000000362069_00473_33092_3163.N1	28-JUN-2008 22:19:35	Bright	35.500	49	1Alp UMi	1.9900	6300.0	71	33092	No
306	GOM_NL__2PRFIN20080628_222953_000000552069_00473_33092_3164.N1	28-JUN-2008 22:29:53	Bright	55.000	160	23Gam Per	2.9300	4700.0	110	33092	No
307	GOM_NL__2PRFIN20080628_223134_000000382069_00473_33092_3165.N1	28-JUN-2008 22:31:34	Bright	38.000	175	39Del Per	3.0100	19400.	76	33092	No
308	GOM_NL__2PRFIN20080628_223342_000000382069_00473_33092_3166.N1	28-JUN-2008 22:33:42	Bright	38.000	79	26Bet Per	2.3100	13100.	76	33092	No
309	GOM_NL__2PRFIN20080628_224456_000000492069_00473_33092_3167.N1	28-JUN-2008 22:44:56	Dark	48.500	94	92Alp Cet	2.5260	3100.0	97	33092	No
310	GOM_NL__2PRFIN20080628_224844_000000382069_00473_33092_3168.N1	28-JUN-2008 22:48:44	Dark	38.000	165	34Gam Eri	2.9500	3200.0	76	33092	No
311	GOM_NL__2PRFIN20080628_230309_000000472069_00474_33093_3158.N1	28-JUN-2008 23:03:09	Dark	46.500	9	Alp Eri	0.45300	24000.	93	33093	No
312	GOM_NL__2PRFIN20080628_230755_000000372069_00474_33093_3159.N1	28-JUN-2008 23:07:55	Dark	37.000	135	Bet Hyi	2.8200	5800.0	74	33093	No
313	GOM_NL__2PRFIN20080628_231033_000000432069_00474_33093_3160.N1	28-JUN-2008 23:10:33	Straylight	42.500	148	Alp Tuc	2.8780	4100.0	85	33093	No
314	GOM_NL__2PRFIN20080628_231458_000000412069_00474_33093_3161.N1	28-JUN-2008 23:14:58	Straylight	40.500	45	Alp Pav	1.9400	26000.	81	33093	No
315	GOM_NL__2PRFIN20080628_231856_000000382069_00474_33093_3162.N1	28-JUN-2008 23:18:56	Straylight	38.000	141	Bet Ara	2.8400	4600.0	76	33093	No
316	GOM_NL__2PRFIN20080628_232023_000000372069_00474_33093_3163.N1	28-JUN-2008 23:20:23	Straylight	37.000	147	Alp Ara	2.8770	26000.	74	33093	No
317	GOM_NL__2PRFIN20080628_232211_000000412069_00474_33093_3164.N1	28-JUN-2008 23:22:11	Tw_i_and_stray	40.500	40	The Sco	1.8590	7100.0	81	33093	No
318	GOM_NL__2PRFIN20080628_232351_000000412069_00474_33093_3165.N1	28-JUN-2008 23:23:51	Tw_i_and_stray	40.500	25	35Lam Sco	1.6200	28000.	81	33093	No
319	GOM_NL__2PRFIN20080628_232515_000000562069_00474_33093_3166.N1	28-JUN-2008 23:25:15	Bright	56.000	116	19Del Sgr	2.7000	4100.0	112	33093	No
320	GOM_NL__2PRFIN20080628_233004_000000372069_00474_33093_3167.N1	28-JUN-2008 23:30:04	Bright	36.500	86	35Eta Oph	2.4300	10200.	73	33093	No
321	GOM_NL__2PRFIN20080628_233149_000000362069_00474_33093_3168.N1	28-JUN-2008 23:31:49	Bright	36.000	98	13Zet Oph	2.5710	30000.	72	33093	No
322	GOM_NL__2PRFIN20080628_233548_000000382069_00474_33093_3169.N1	28-JUN-2008 23:35:48	Bright	37.500	126	60Bet Oph	2.7700	4250.0	75	33093	No
323	GOM_NL__2PRFIN20080628_233808_000000372069_00474_33093_3170.N1	28-JUN-2008 23:38:08	Bright	37.000	59	55Alp Oph	2.0800	8900.0	74	33093	No
324	GOM_NL__2PRFIN20080628_234046_000000372069_00474_33093_3171.N1	28-JUN-2008 23:40:46	Bright	36.500	127	27Bet Her	2.7810	4700.0	73	33093	No
325	GOM_NL__2PRFIN20080628_234332_000000372069_00474_33093_3172.N1	28-JUN-2008 23:43:32	Bright	36.500	133	40Zet Her	2.8070	6000.0	73	33093	No
326	GOM_NL__2PRFIN20080628_234938_000000382069_00474_33093_3173.N1	28-JUN-2008 23:49:38	Bright	38.000	130	23Bet Dra	2.7990	5800.0	76	33093	No
327	GOM_NL__2PRFIN20080628_235157_000000342069_00474_33093_3174.N1	28-JUN-2008 23:51:57	Bright	34.000	119	14Eta Dra	2.7270	4700.0	68	33093	No
328	GOM_NL__2PRFIN20080628_235553_000000372069_00474_33093_3175.N1	28-JUN-2008 23:55:53	Bright	36.500	60	7Bet UMi	2.0810	3950.0	73	33093	No

3. Quality information per product

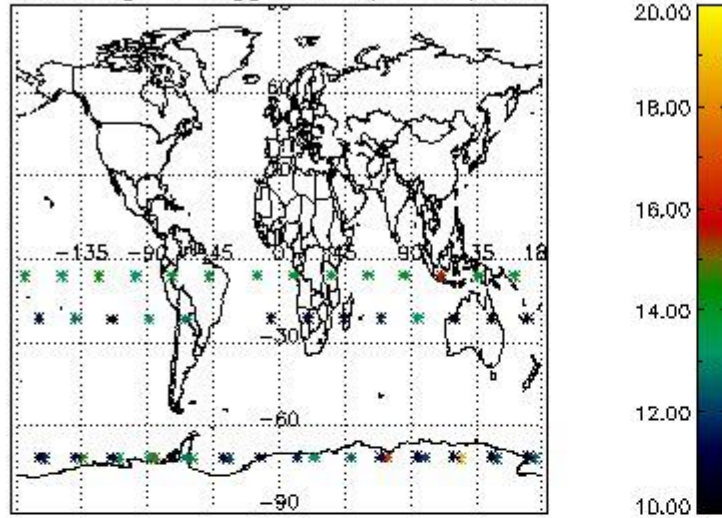
In this section it is plotted some information contained in the Quality Summary data set of the level 2 products. Only products in dark limb conditions and without errors (error flag in the MPH set to "0") are used.

3.1 Plot quality information per product (time dependant)

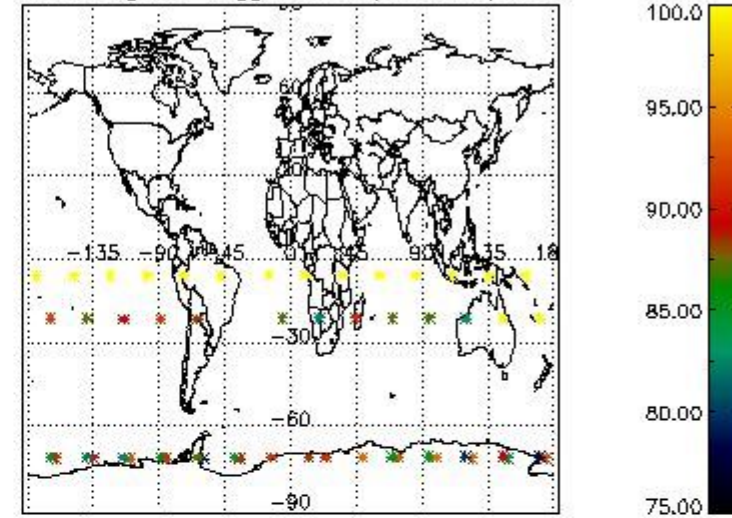


3.2 Plot quality information per product (world map)

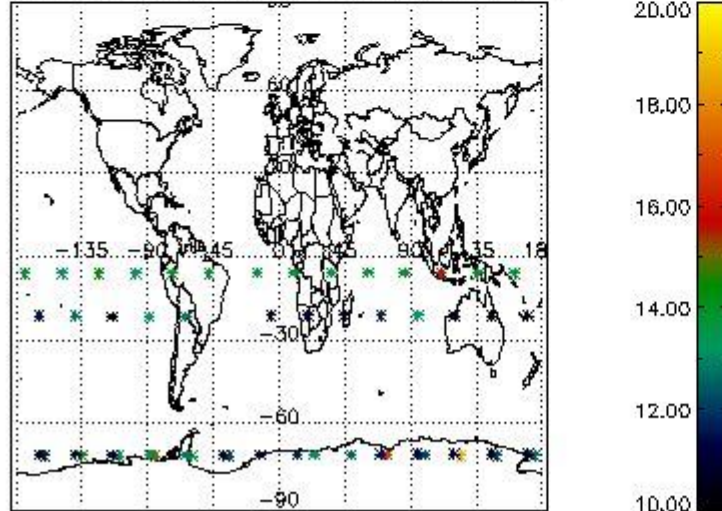
Percentage of flagged data per O3 profile



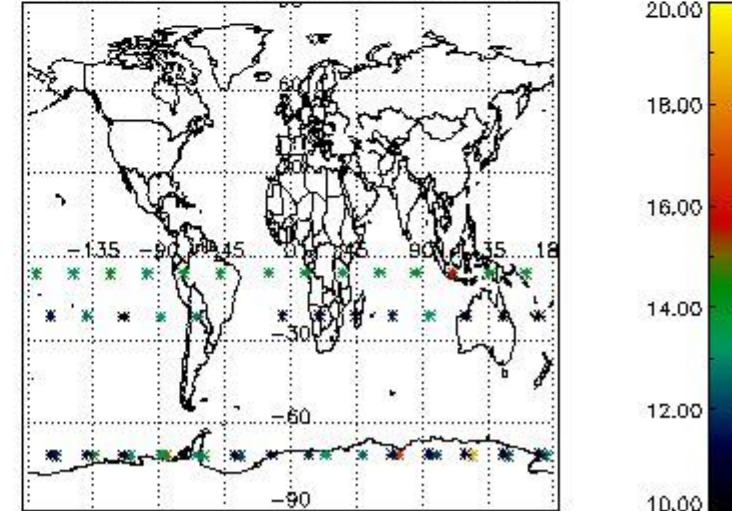
Percentage of flagged data per H2O profile



Percentage of flagged data per NO2 profile



Percentage of flagged data per NO3 profile

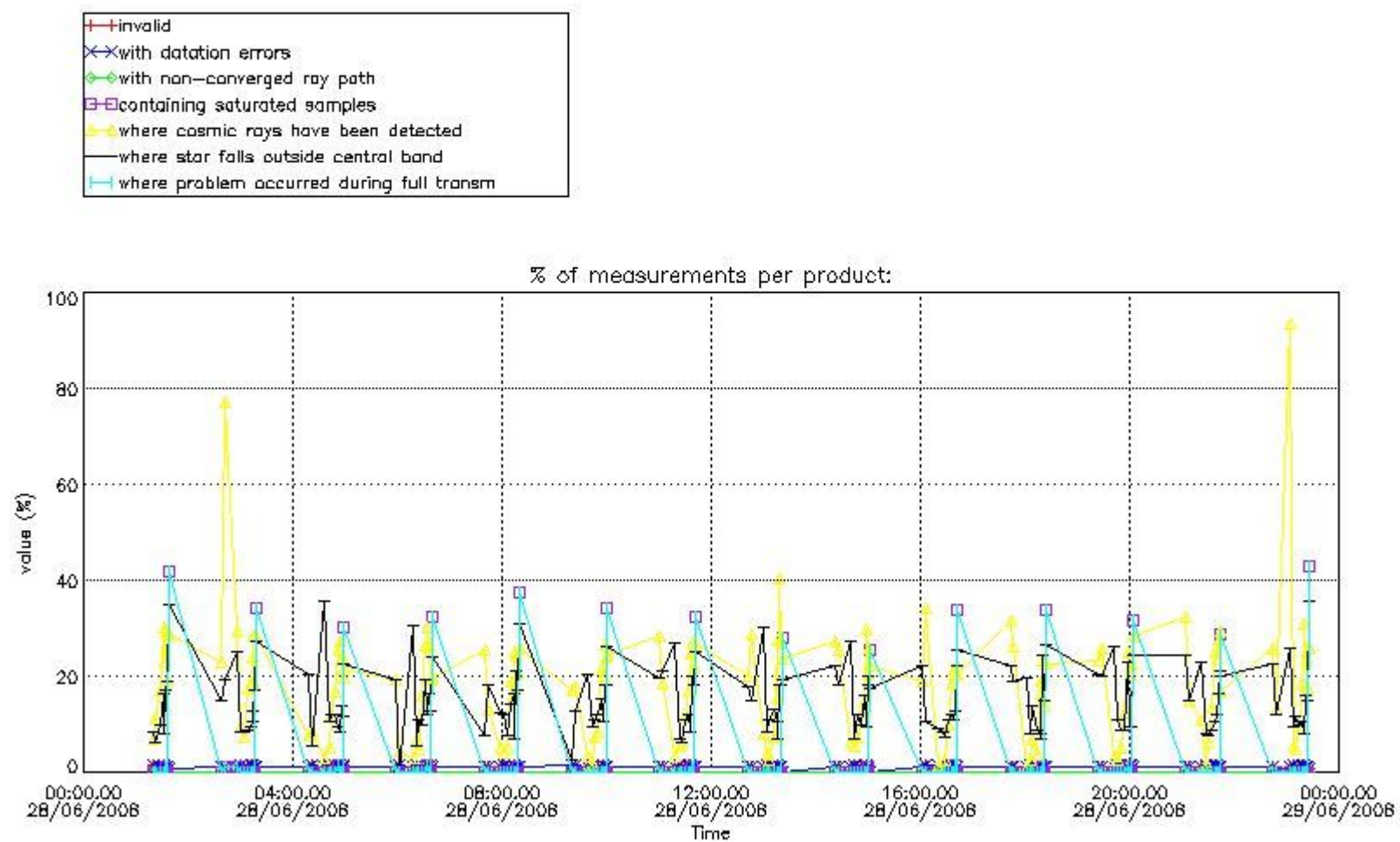


4. Level 1 quality information per product

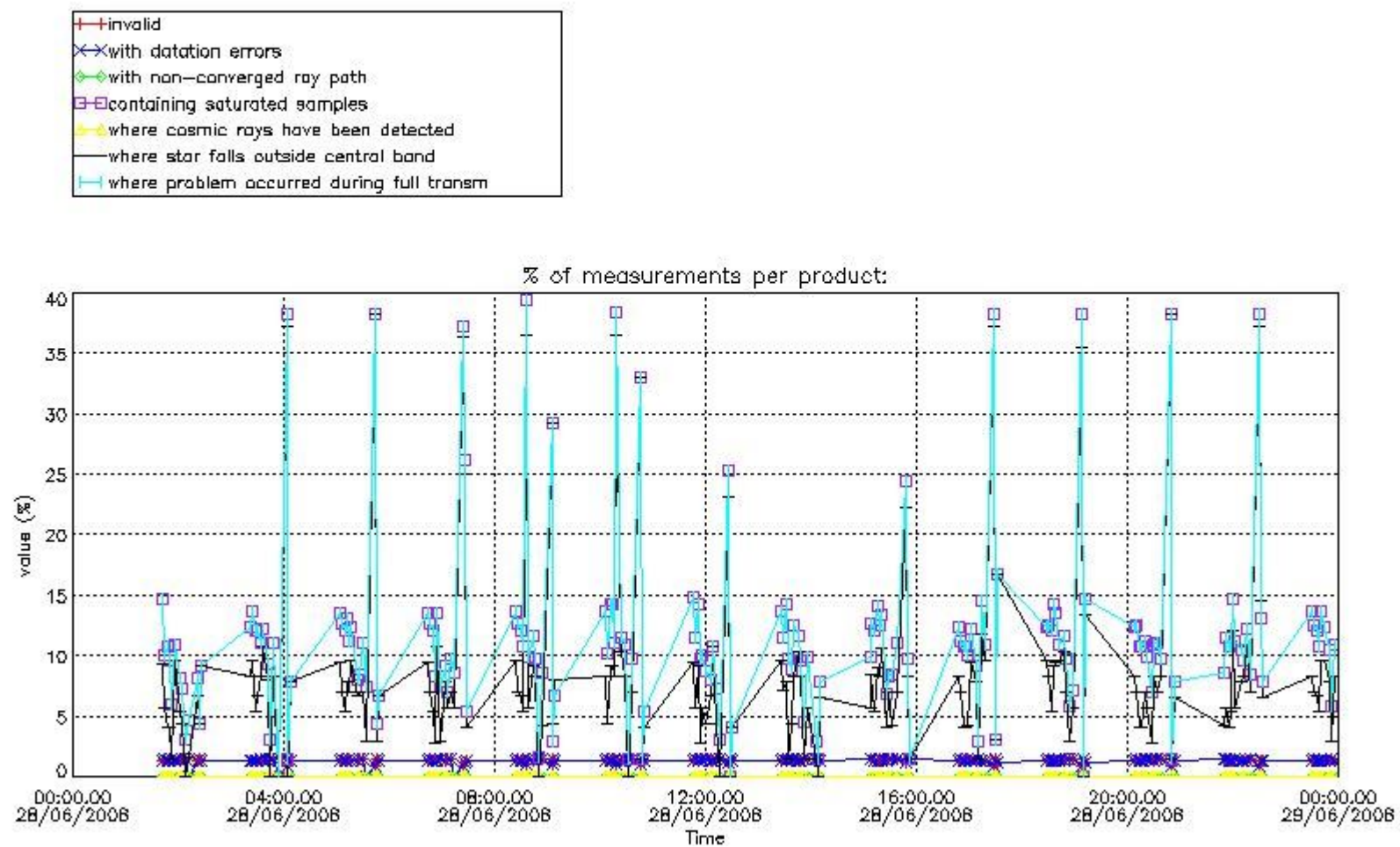
In this section it is plotted some information contained in the Quality Summary data set of the level 2 products that comes from the level 1b processing. Products without errors (error flag in the MPH set to "0") are used.

4.1 Plot quality information per product (time dependant) coming from level 1b processing

4.1.1 Plot level 1 quality information per product (time dependant): ENVISAT ASCENDING passes

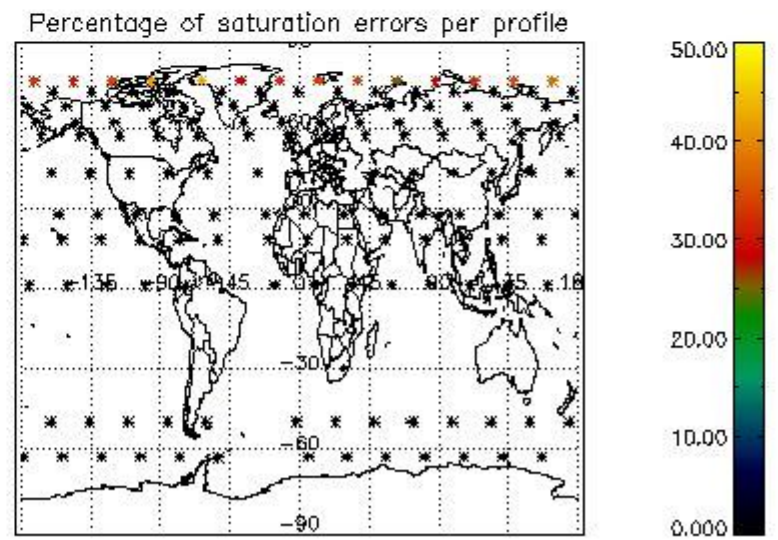
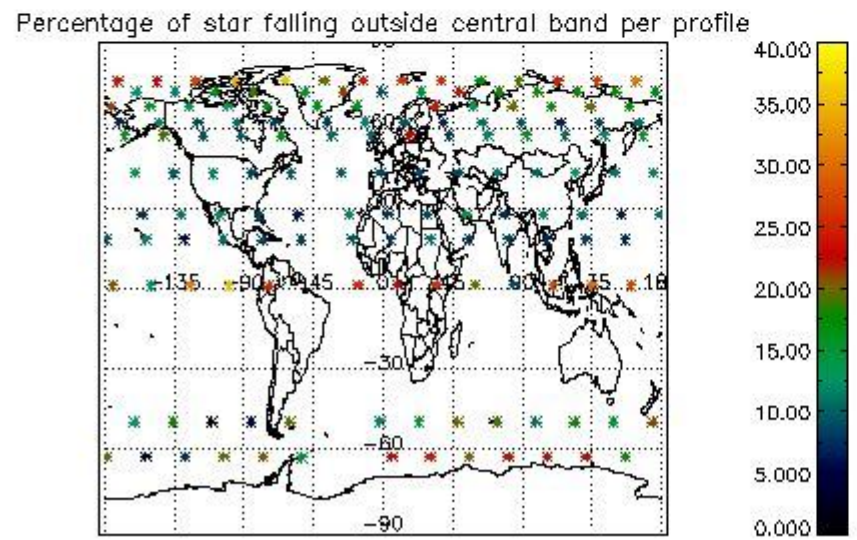
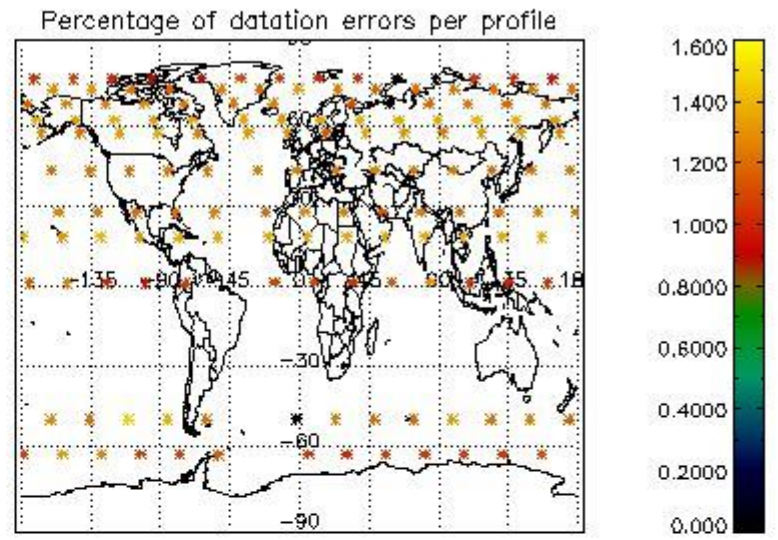
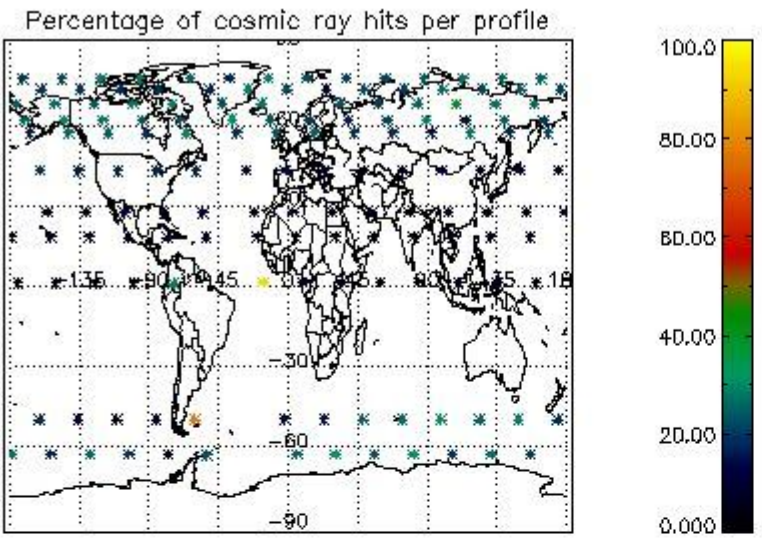


4.1.2 Plot level 1 quality information per product (time dependant): ENVI SAT DESCENDING passes

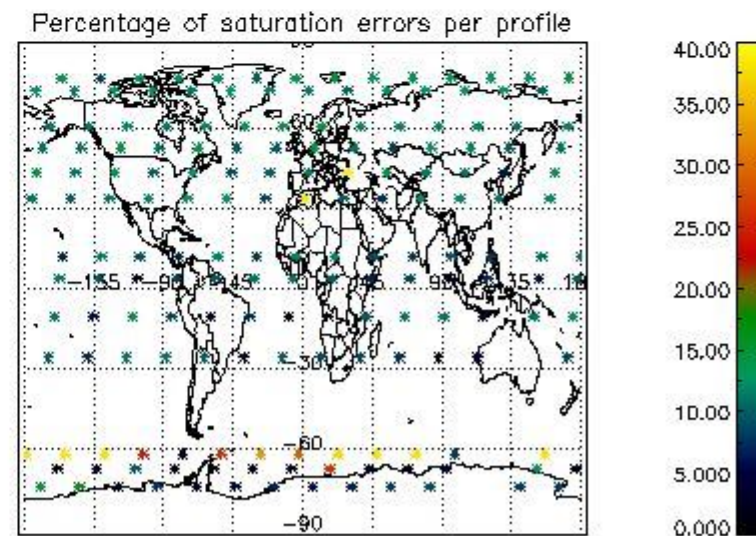
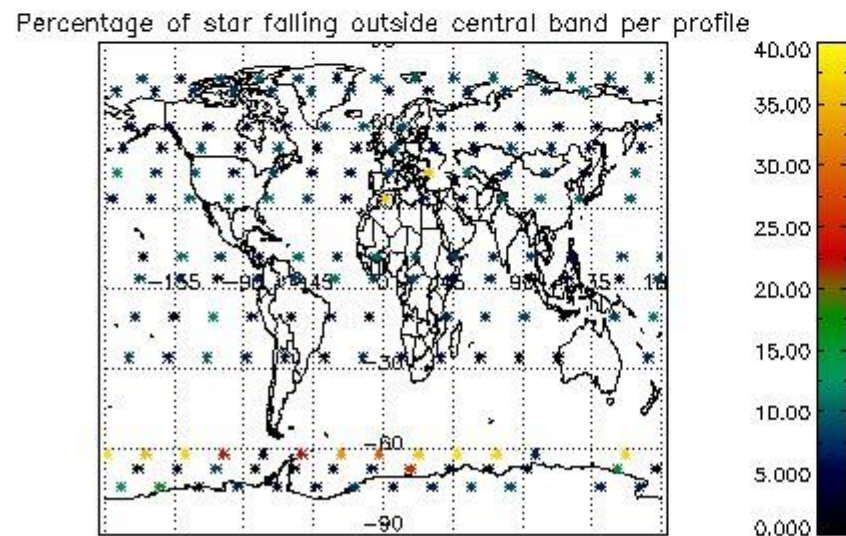
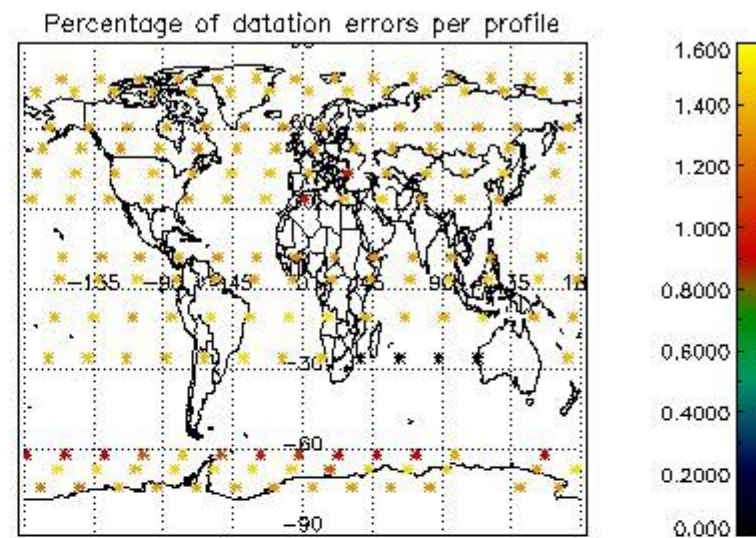
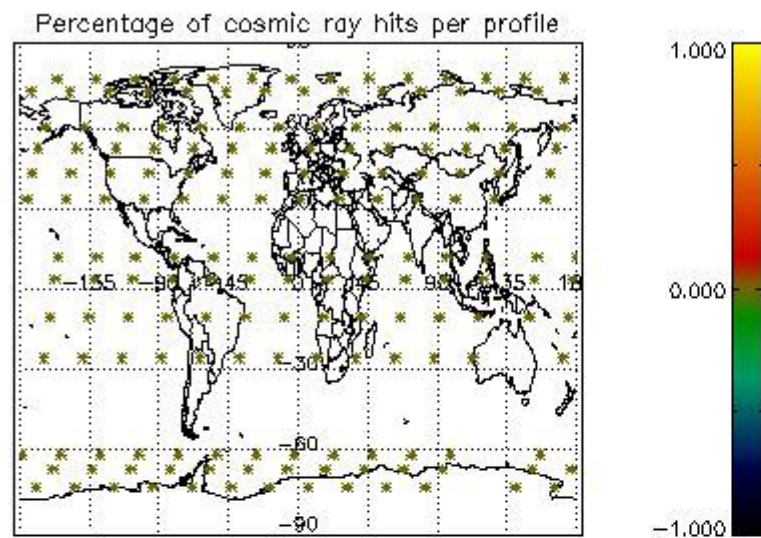


4.2 Plot quality information per product coming from level 1b processing (world map)

4.2.1 Plot level 1 quality information per product (world map): ENVISAT ASCENDING passes



4.2.2 Plot level 1 quality information per product (world map): ENVISAT DESCENDING passes



5. Trace gas profiles

5.1 Ozone statistics based on quality of products

The final quality of the products can be "measured" using the STD (Standard Deviation) attached to every point profile. This information is written to the parameter GOM_NL__2P/NL_LOCAL_SPECIES_DENSITY/o3_std of the level 2 products. The table below shows the statistics for given STD ranges.

The statistics are given with respect to the overall valid production:

- Products without fatal errors: GOM_NL__2P/MPH/PRODUCT_ERR=0
- Valid point profile: GOM_NL__2P/NL_LOCAL_SPECIES_DENSITY/pcd(0)=0

The 'Criteria' is applied to valid points of dark limb products:

- Products in dark limb illumination condition: GOM_NL__2P/NL_SUMMARY_QUALITY/obs_ill_cond=0
- Products without fatal errors: GOM_NL__2P/MPH/PRODUCT_ERR=0
- Valid point profile: GOM_NL__2P/NL_LOCAL_SPECIES_DENSITY/pcd(0)=0

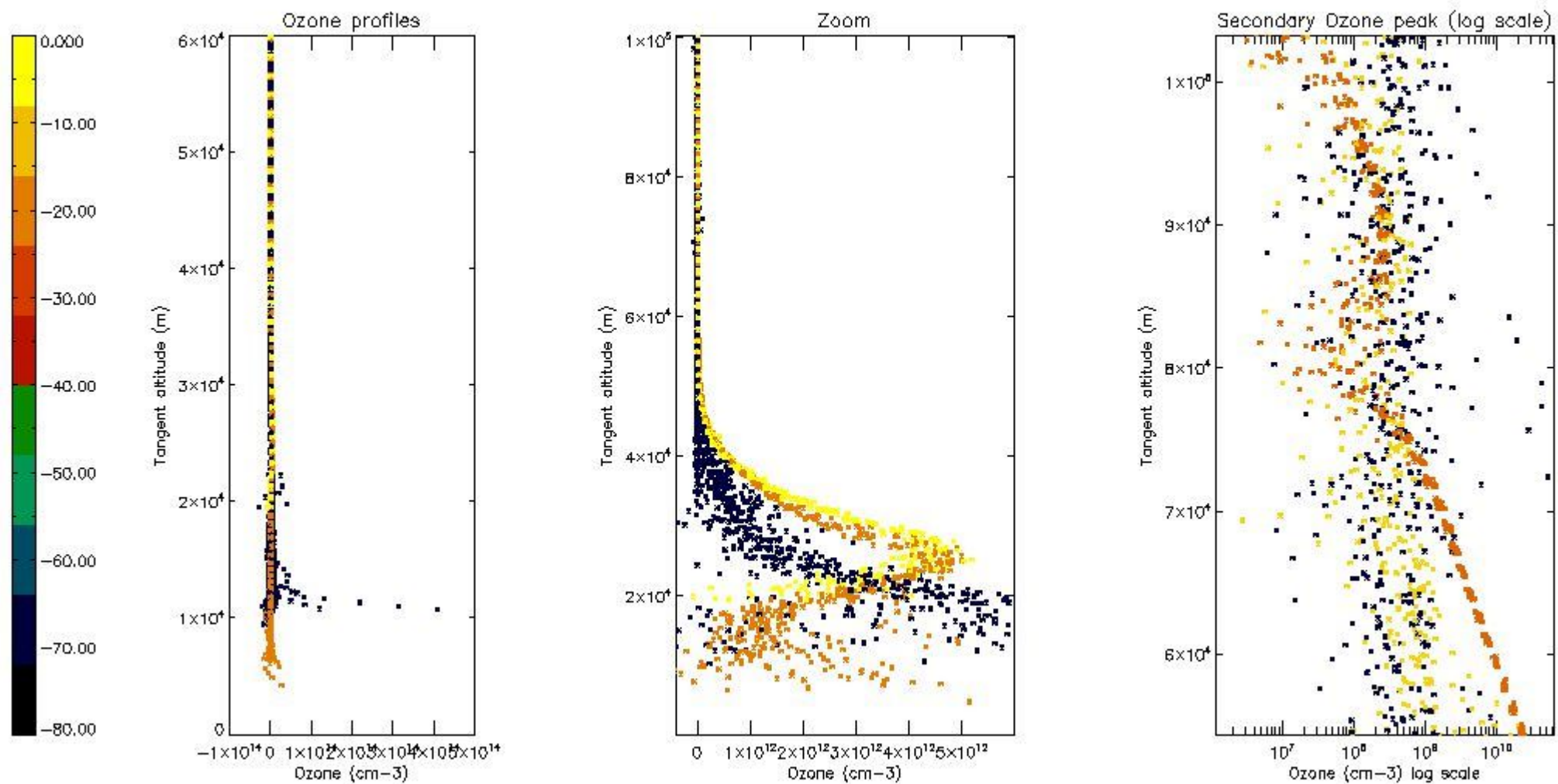
So, the table below shows the percentage of dark limb and valid observations for each criteria with respect to the overall valid daily observations.

Criteria	% of total production
All STD	18
STD < 20	6

STD < 10	4
STD < 5	2

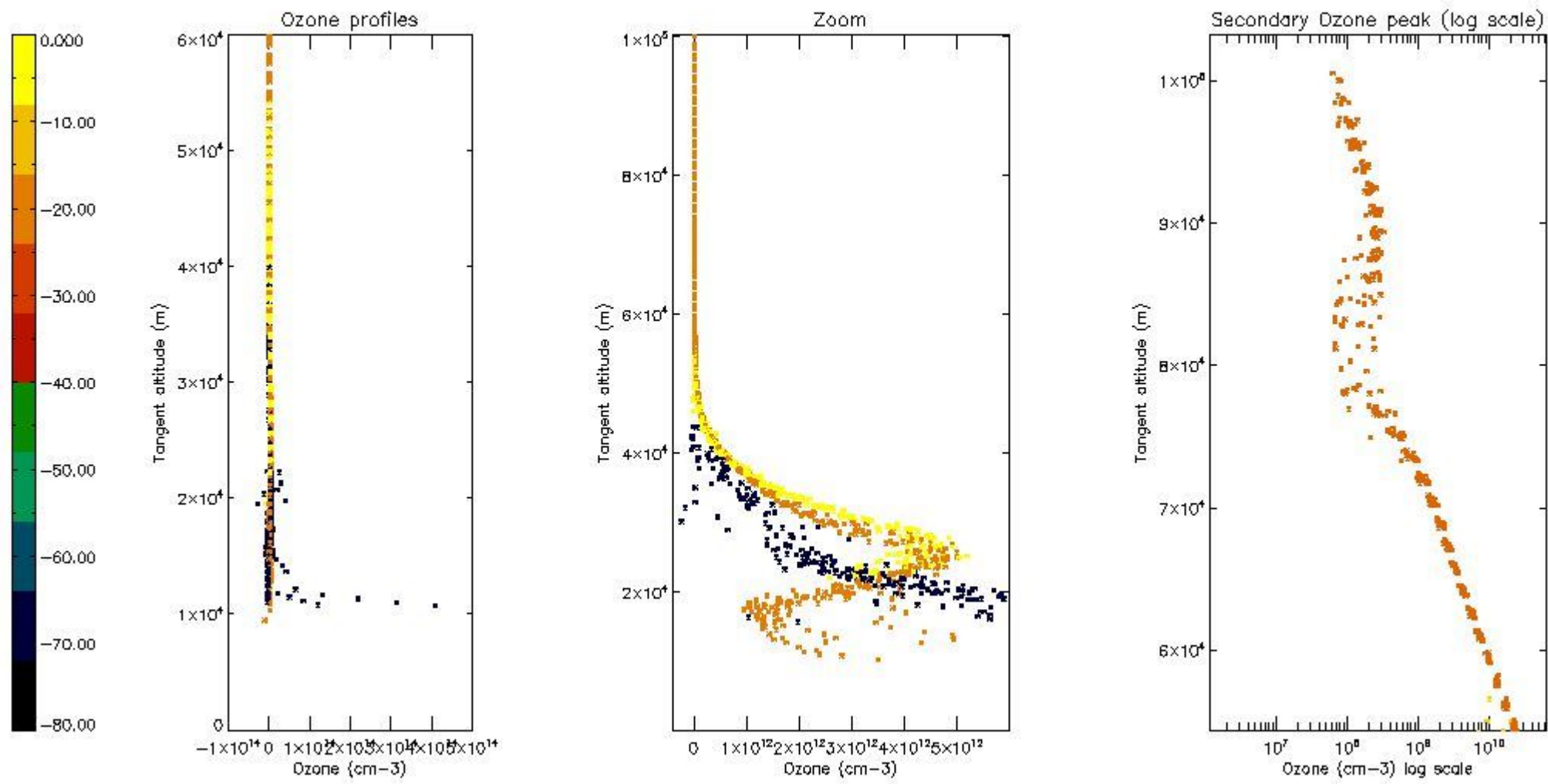
5.2 Plot ozone profiles for all STD (dark without errors)

The colorbar represents the latitude.



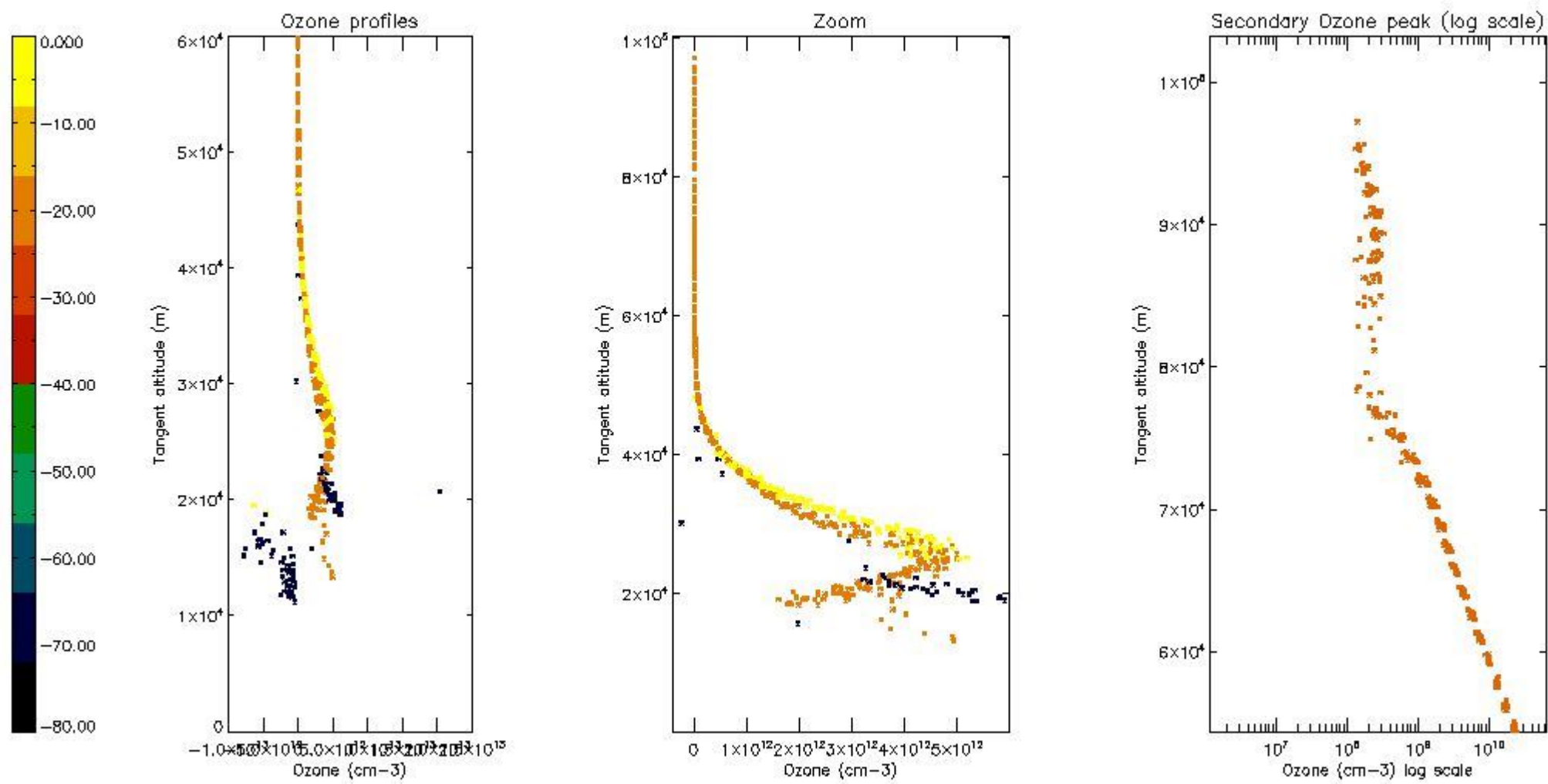
5.3 Plot ozone profiles where STD < 20% (dark without errors)

The colorbar represents the latitude.



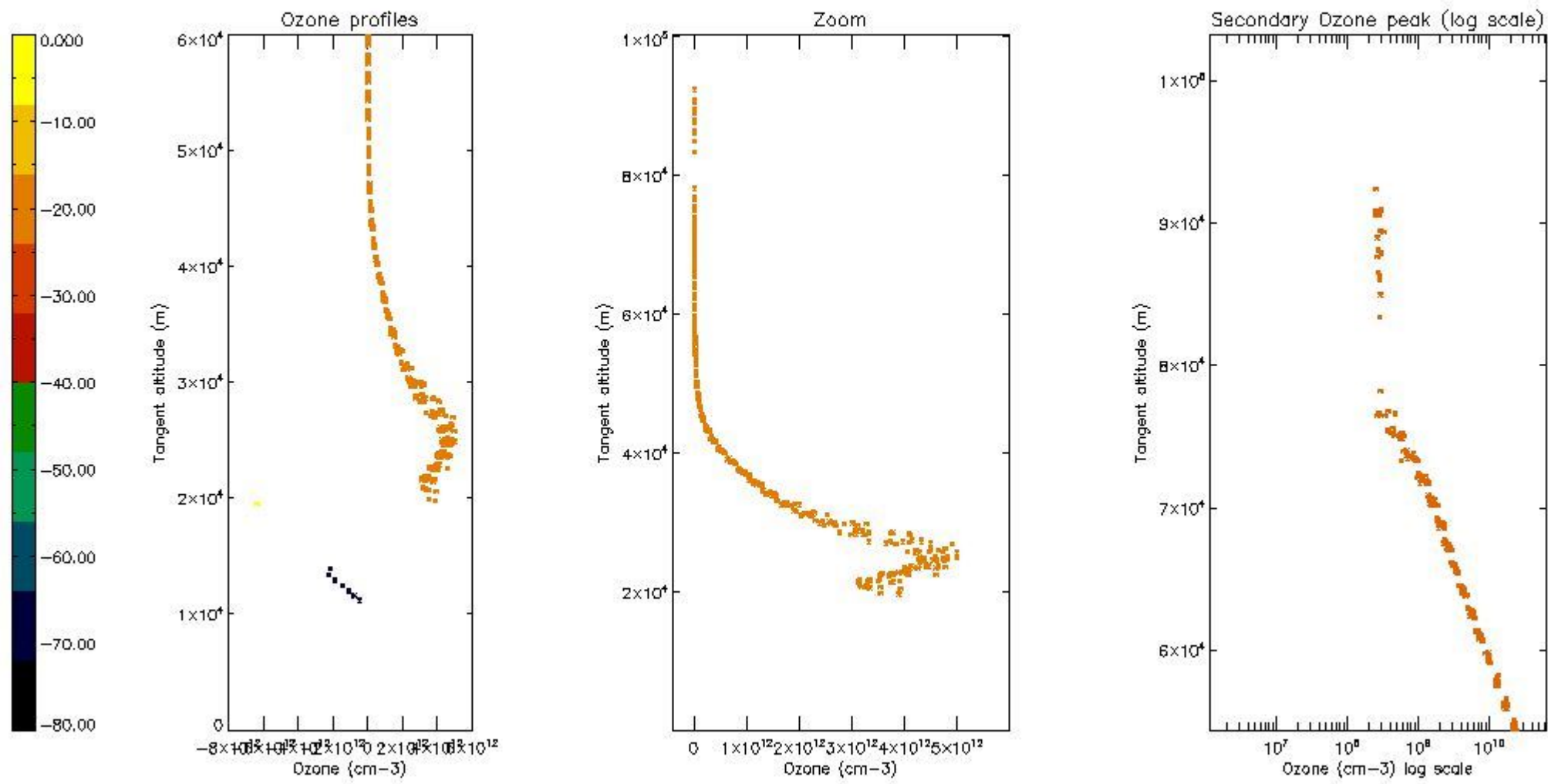
5.4 Plot ozone profiles where STD < 10% (dark without errors)

The colorbar represents the latitude.



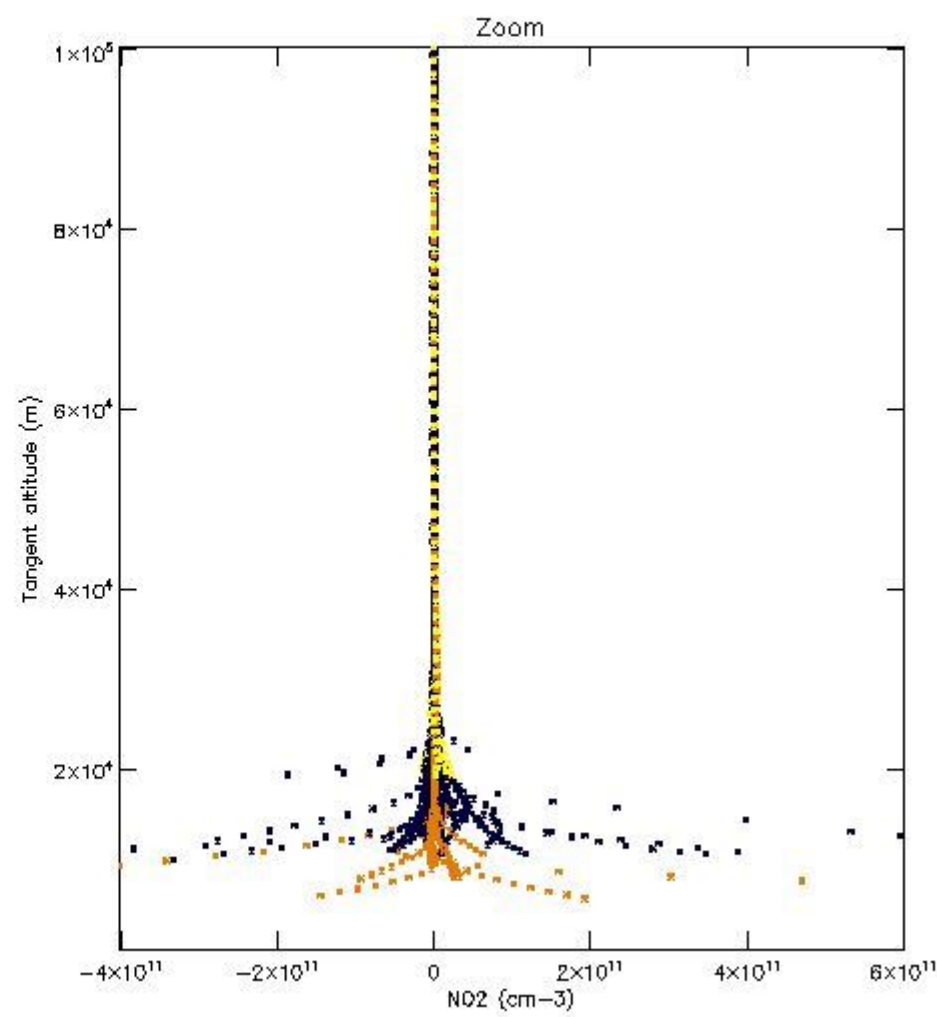
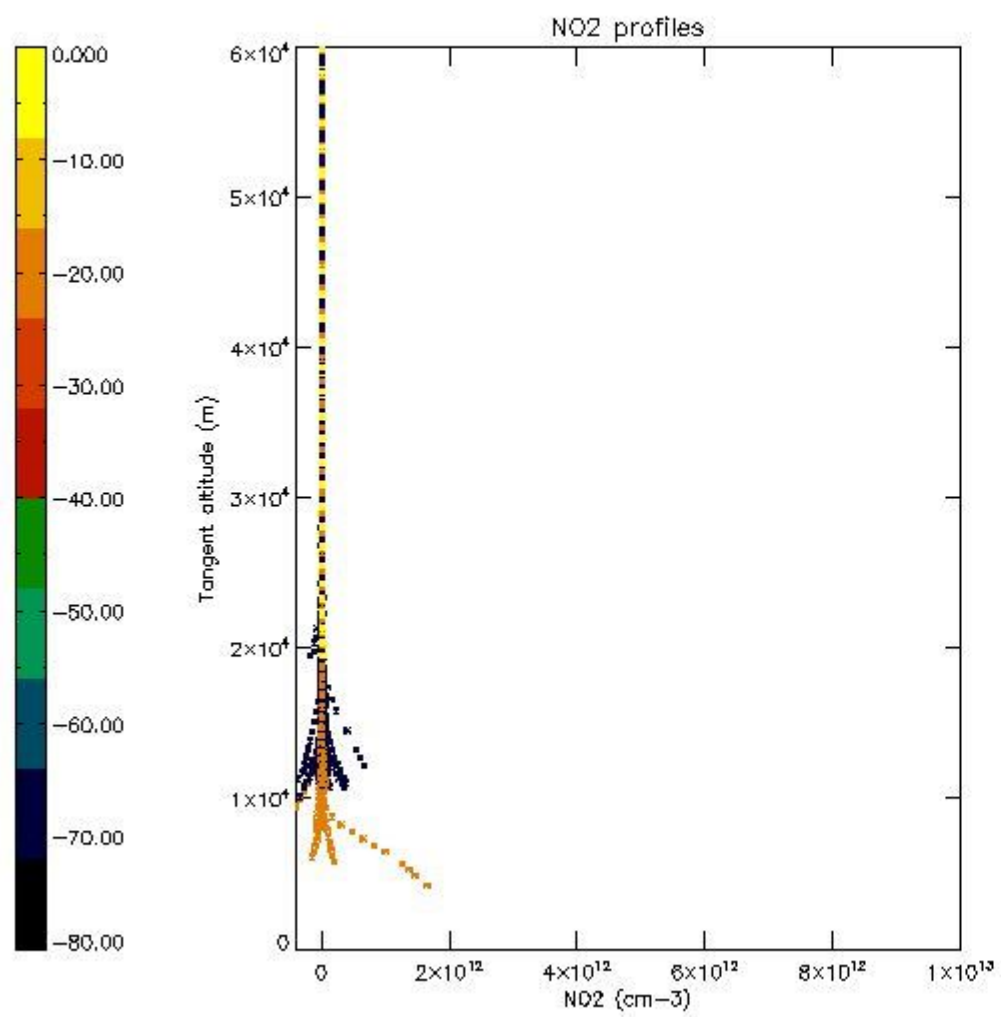
5.5 Plot ozone profiles where STD < 5% (dark without errors)

The colorbar represents the latitude.



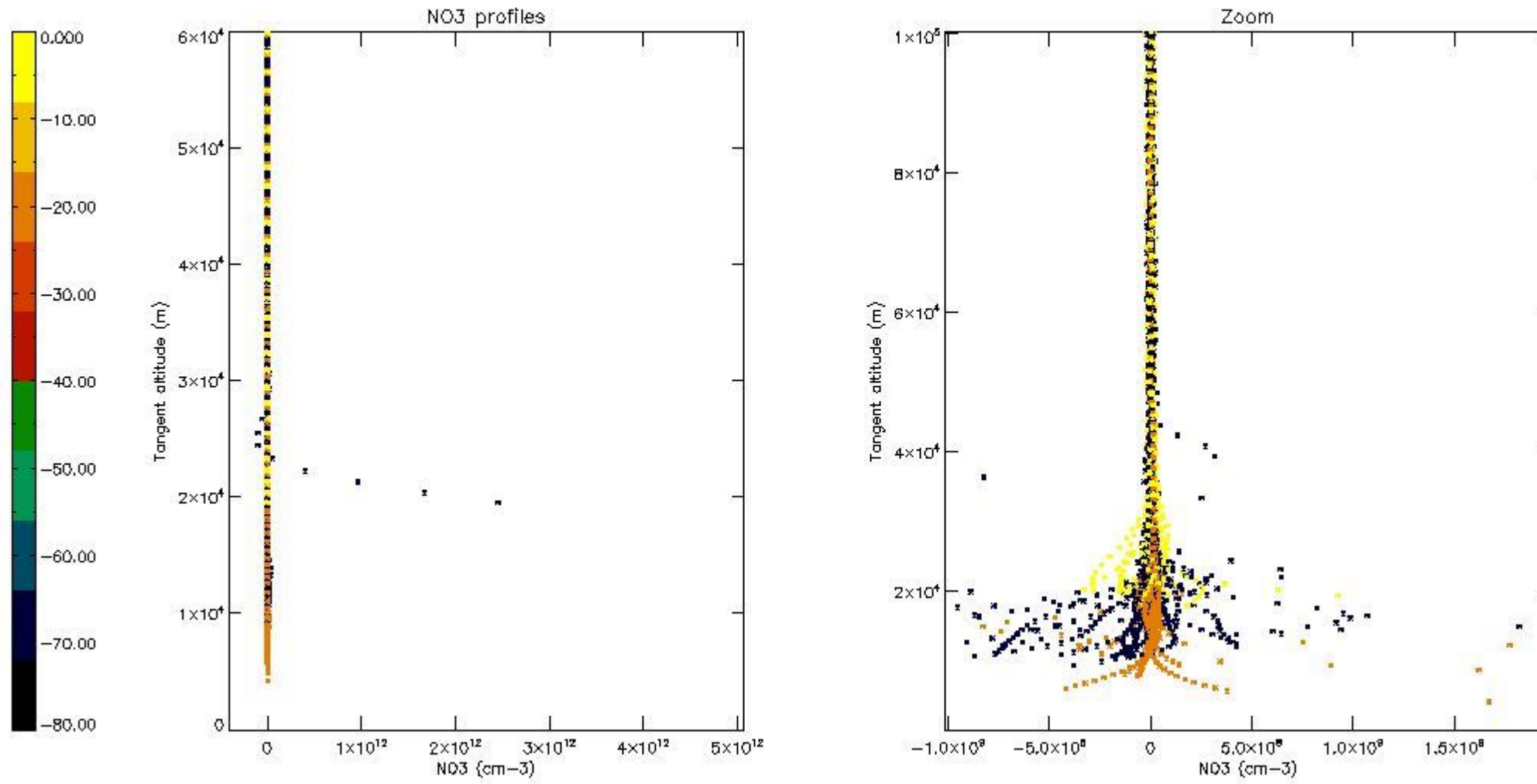
5.6 Plot NO₂ profiles for all STD (dark without errors)

The colorbar represents the latitude.



5.7 Plot NO3 profiles for all STD (dark without errors)

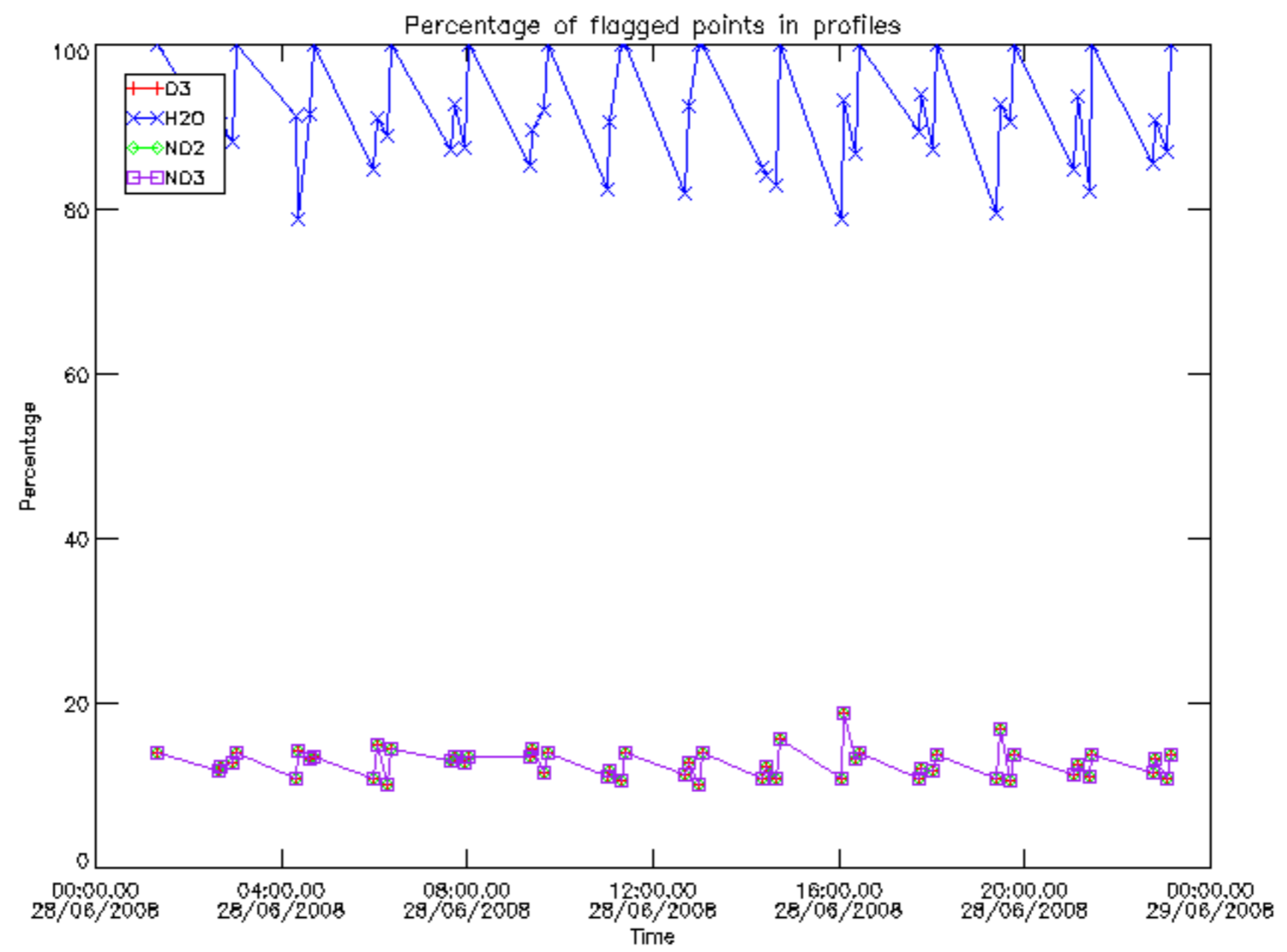
The colorbar represents the latitude.



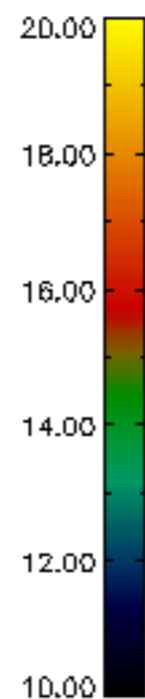
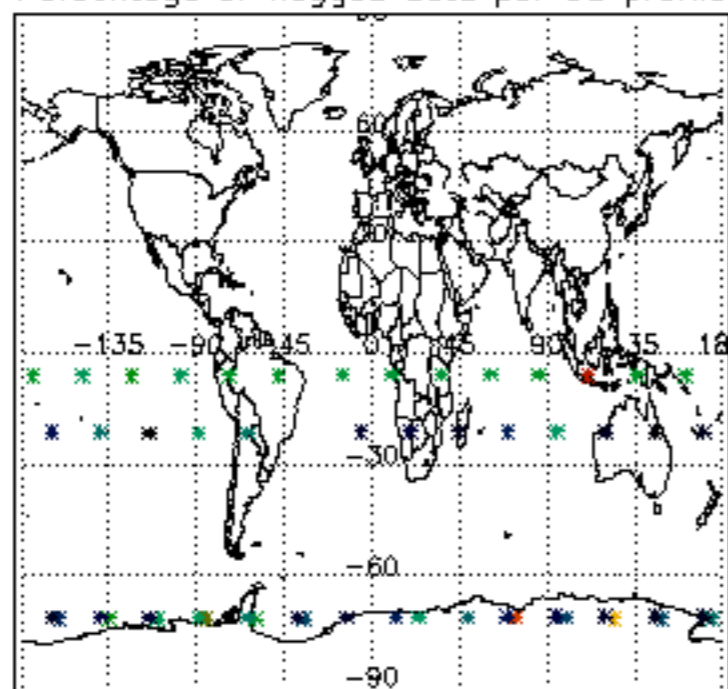
6. Auxiliary Data Files used for the production reported in section 2

The number reported in the third column indicates since which file (see list in section 2) the corresponding auxiliary file has been used. The fourth column is the date of those product files.

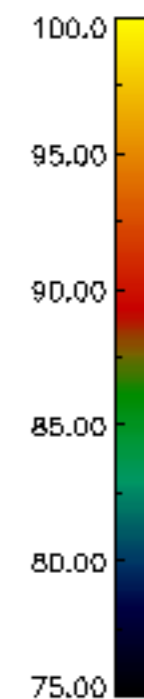
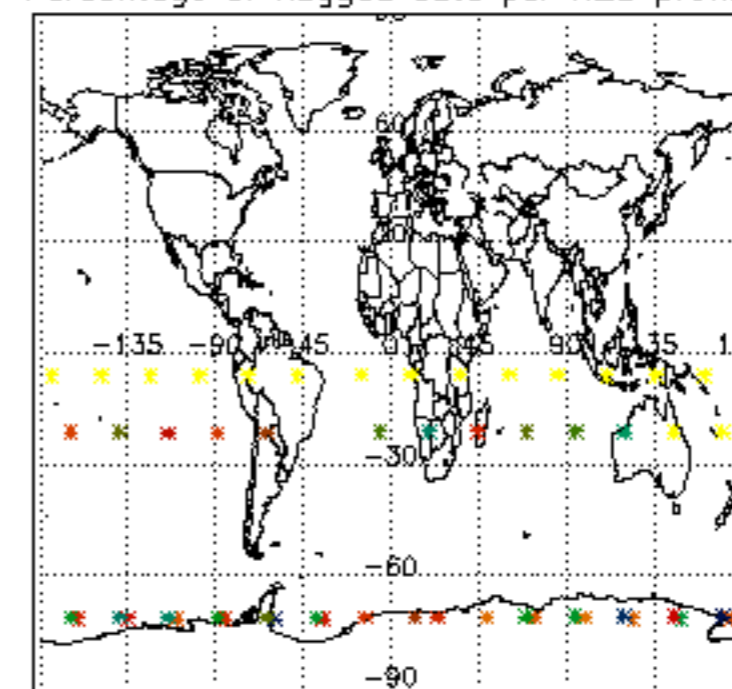
Type	Auxiliary Filename	Used since product	Used since product date
INST_PHYS_CHARACTERISTICS	GOM_INS_AXVIEC20091111_143220_20030716_120000_20500101_000000	1	28-JUN-2008 01:20:05
LEVEL-2_PROC_CONFIG	GOM_PR2_AXVIEC20091111_152718_20020301_000000_20500101_000000	1	28-JUN-2008 01:20:05
CROSS_SECTIONS_FILE	GOM_CRS_AXVIEC20091111_154832_20020301_000000_20500101_000000	1	28-JUN-2008 01:20:05



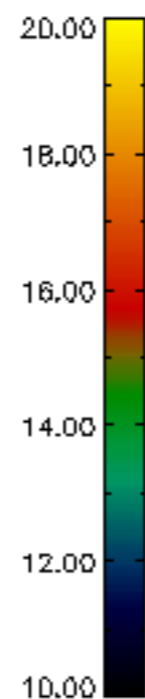
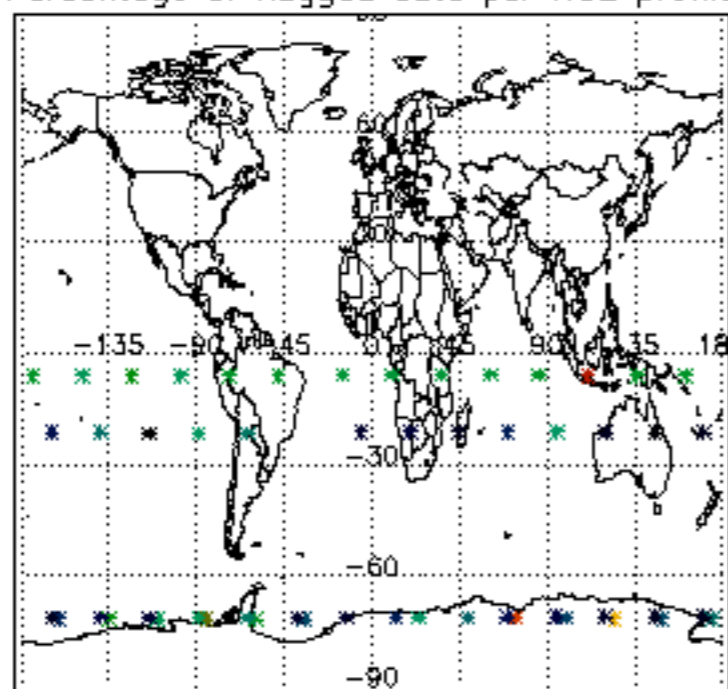
Percentage of flagged data per D3 profile



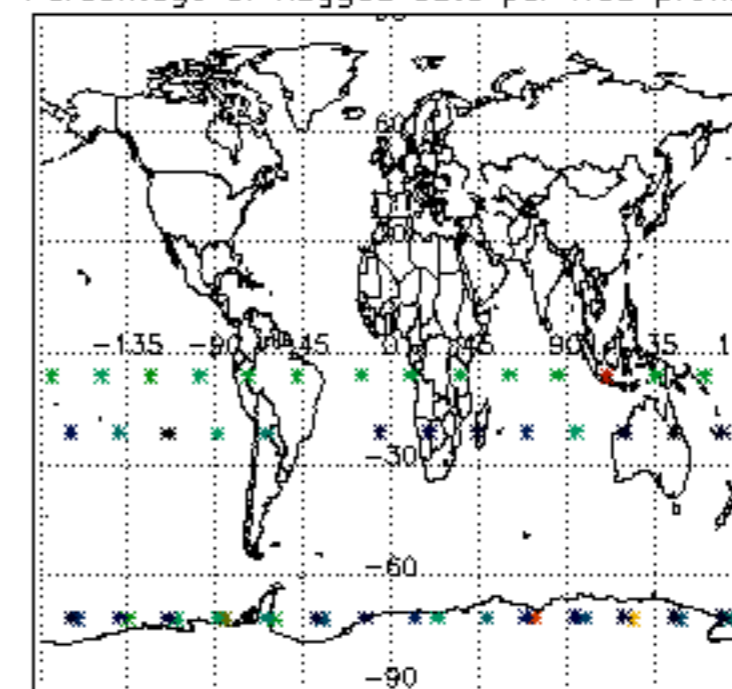
Percentage of flagged data per H2O profile

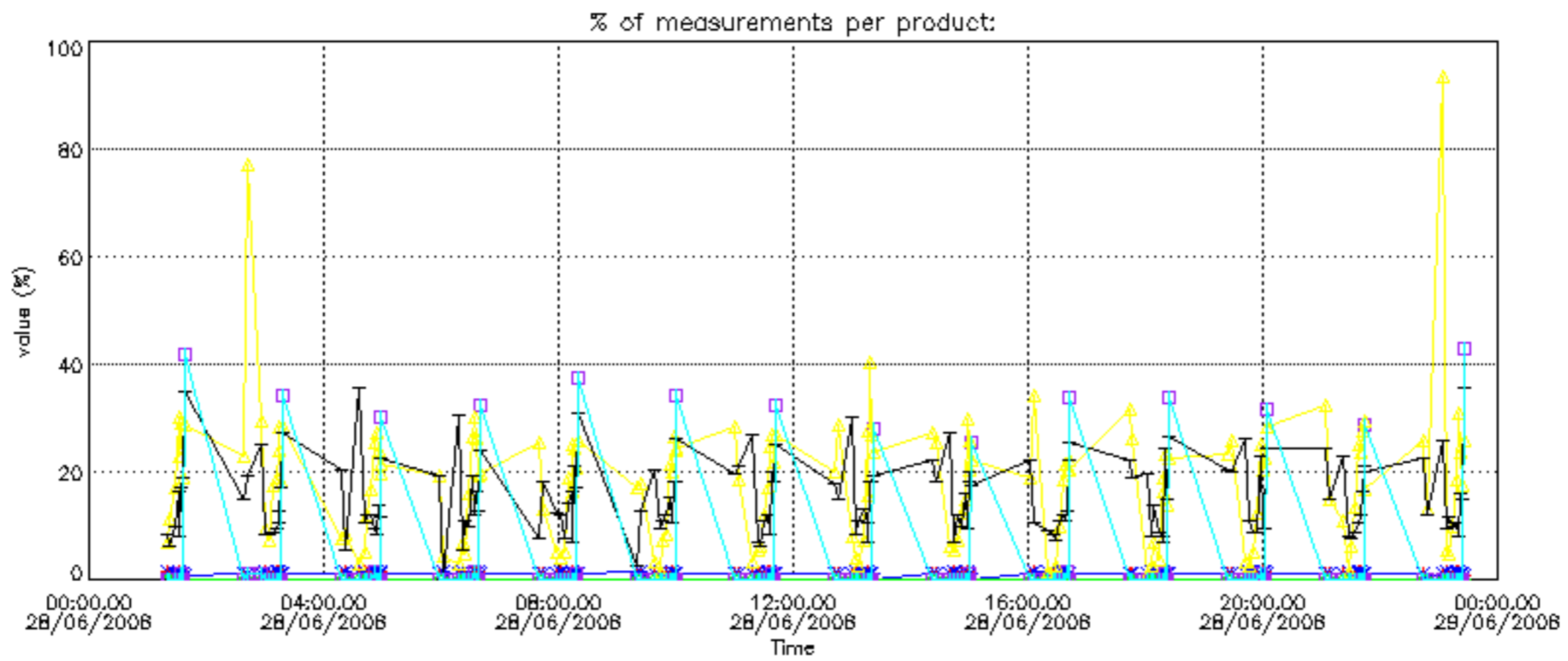


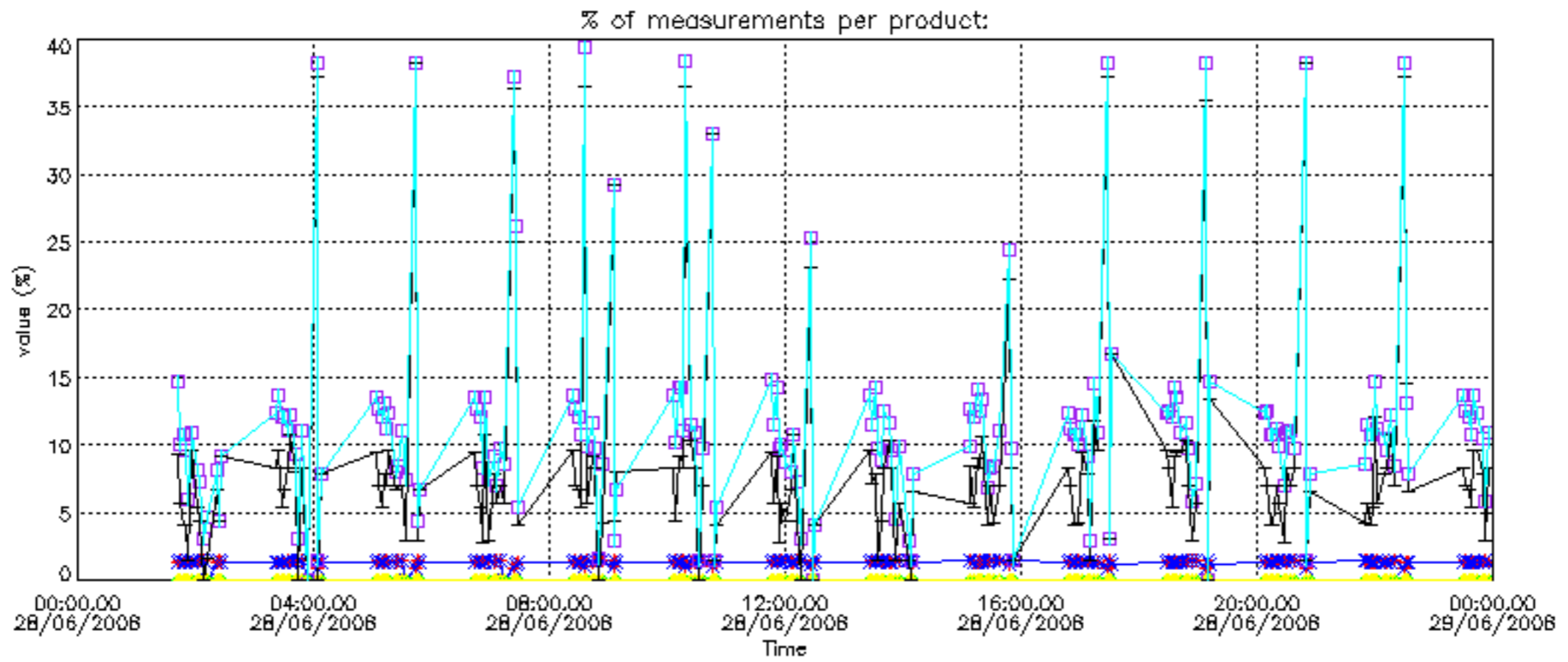
Percentage of flagged data per NO2 profile



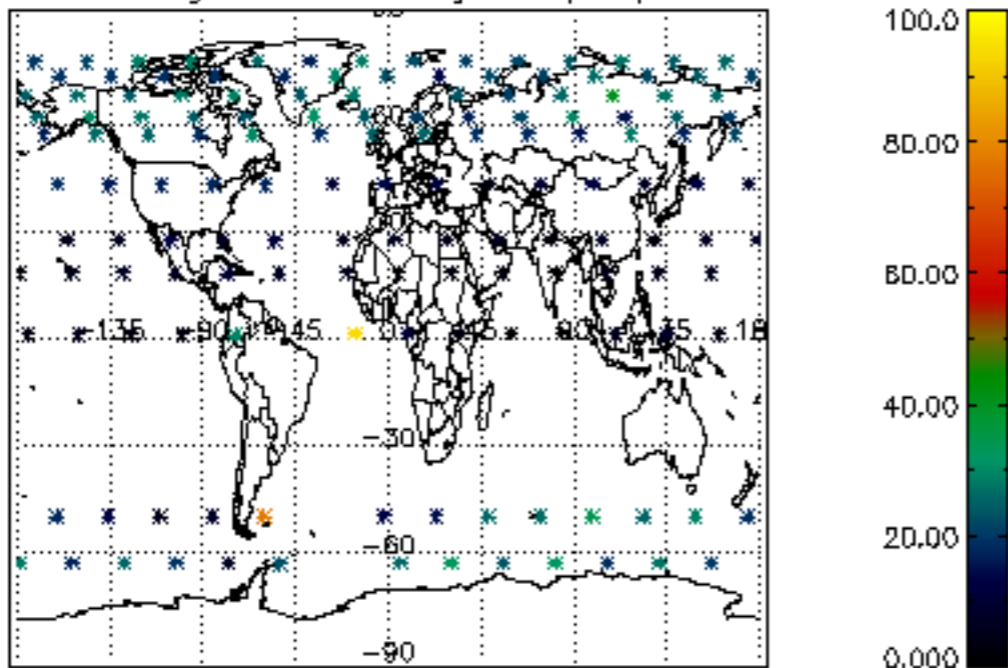
Percentage of flagged data per NO3 profile



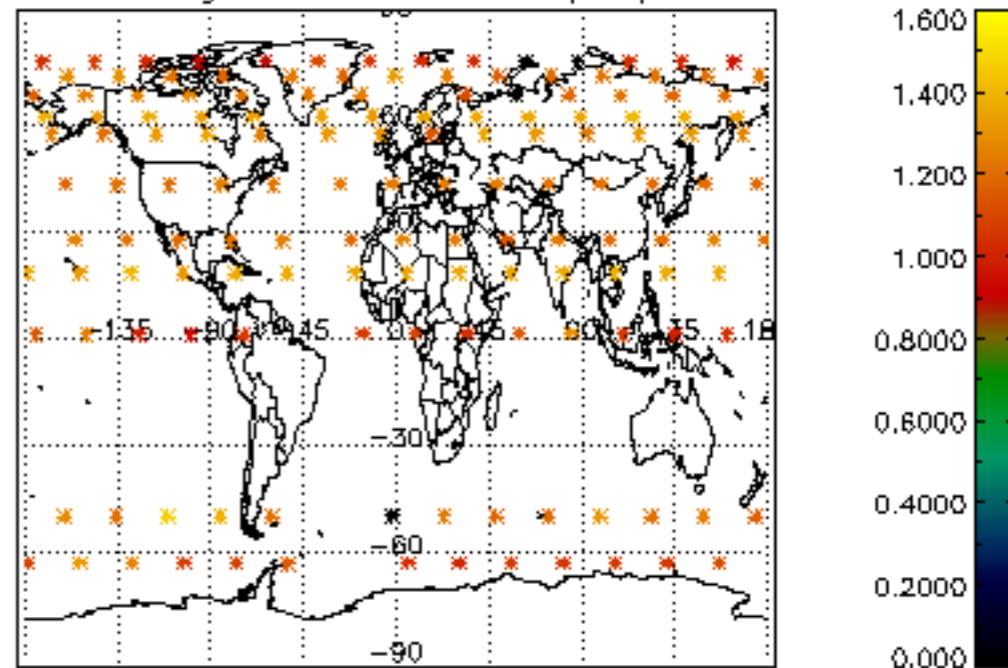




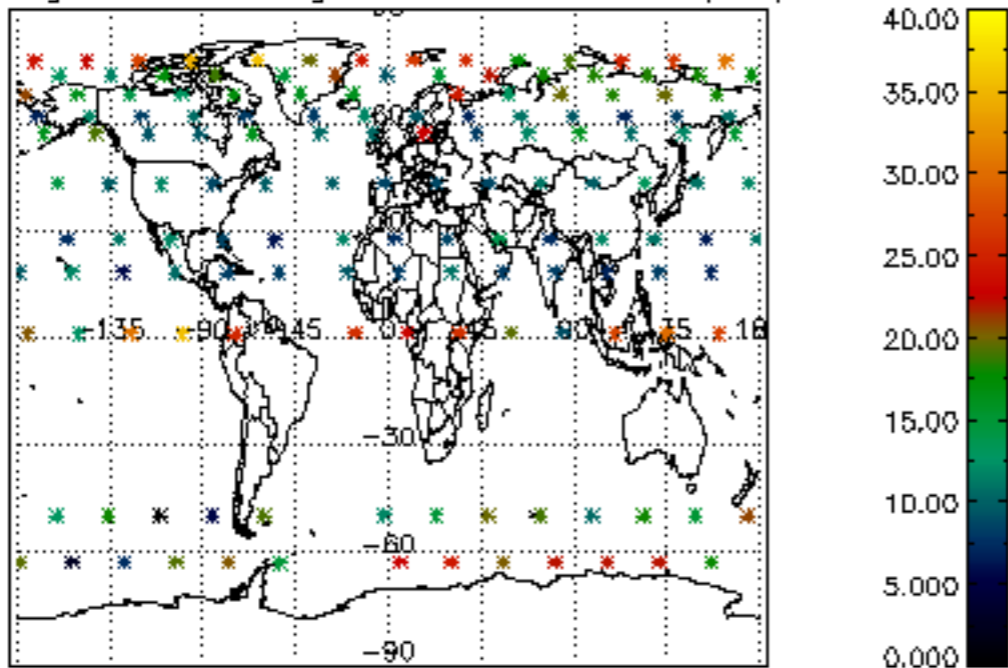
Percentage of cosmic ray hits per profile



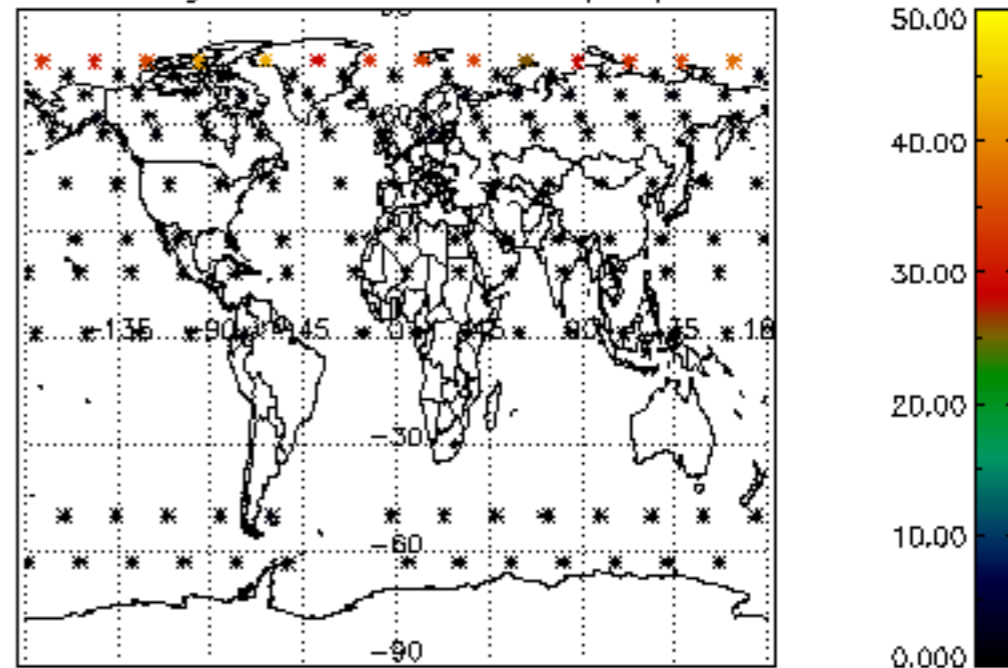
Percentage of datation errors per profile



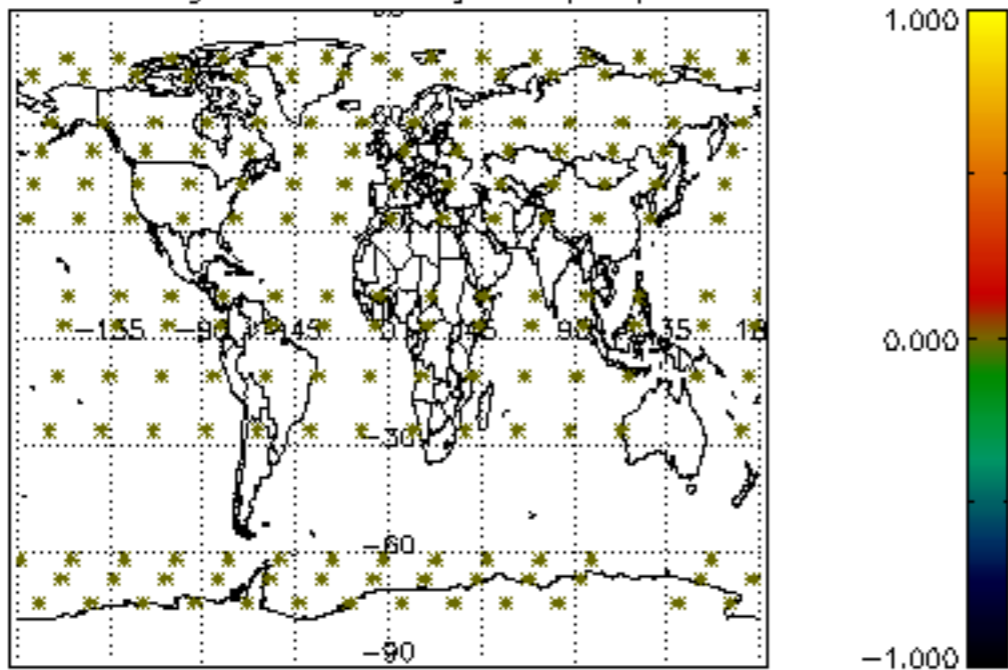
Percentage of star falling outside central band per profile



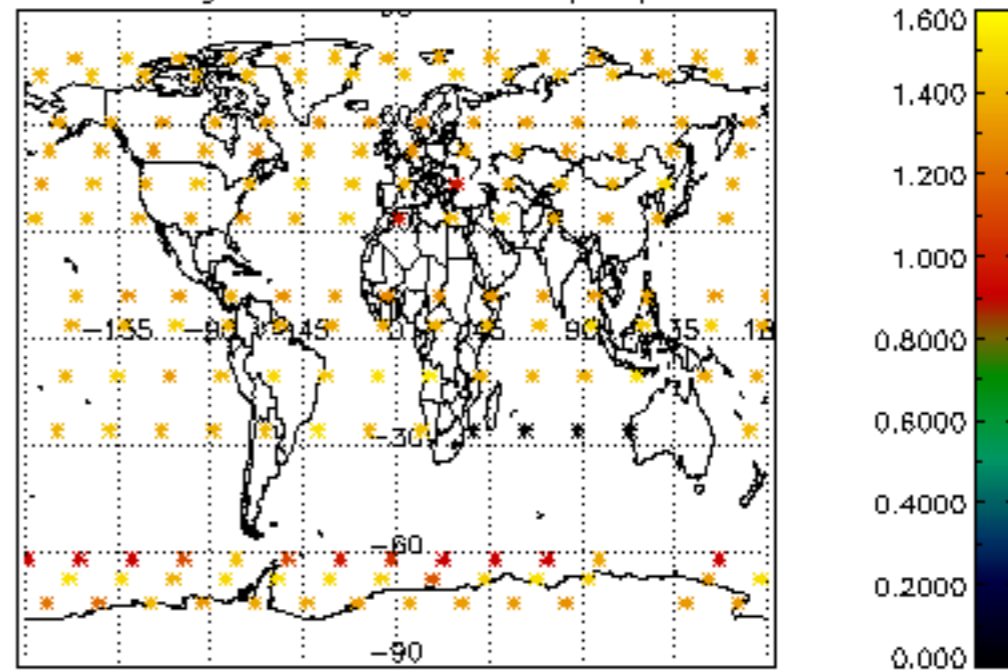
Percentage of saturation errors per profile



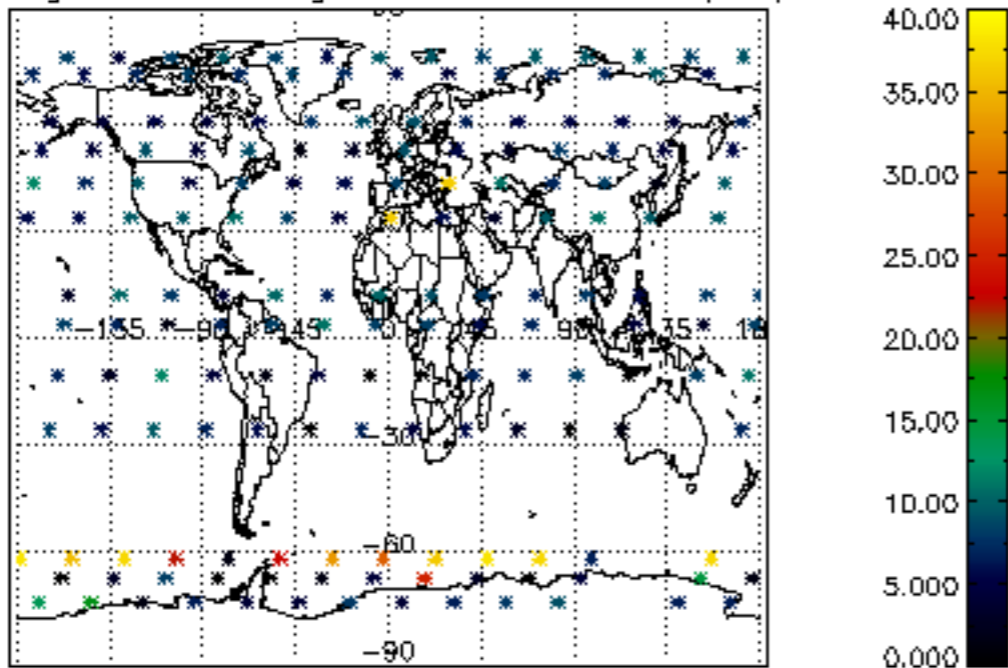
Percentage of cosmic ray hits per profile



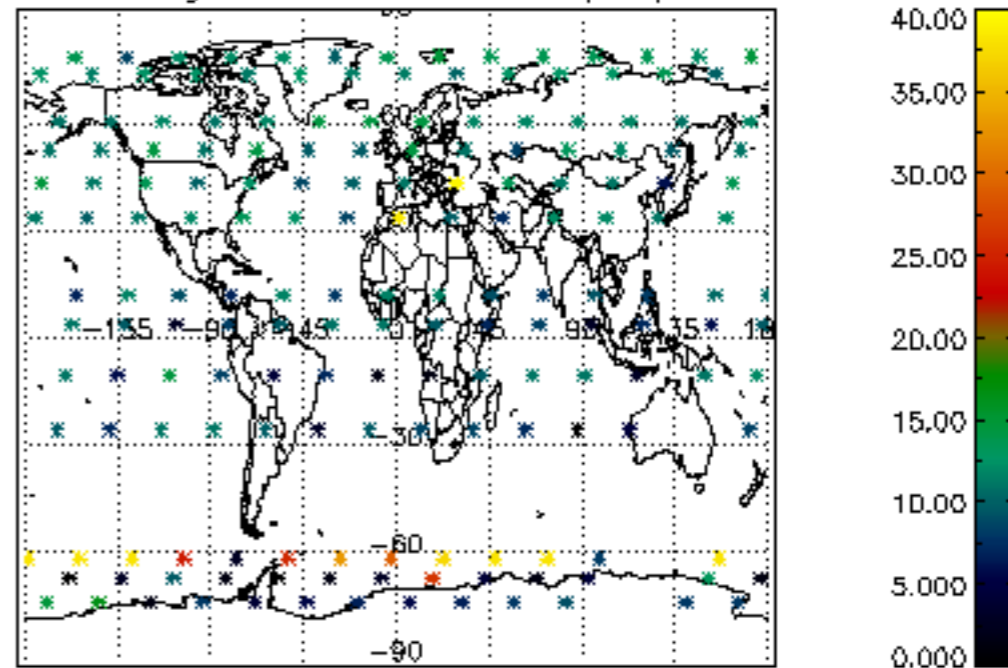
Percentage of datation errors per profile

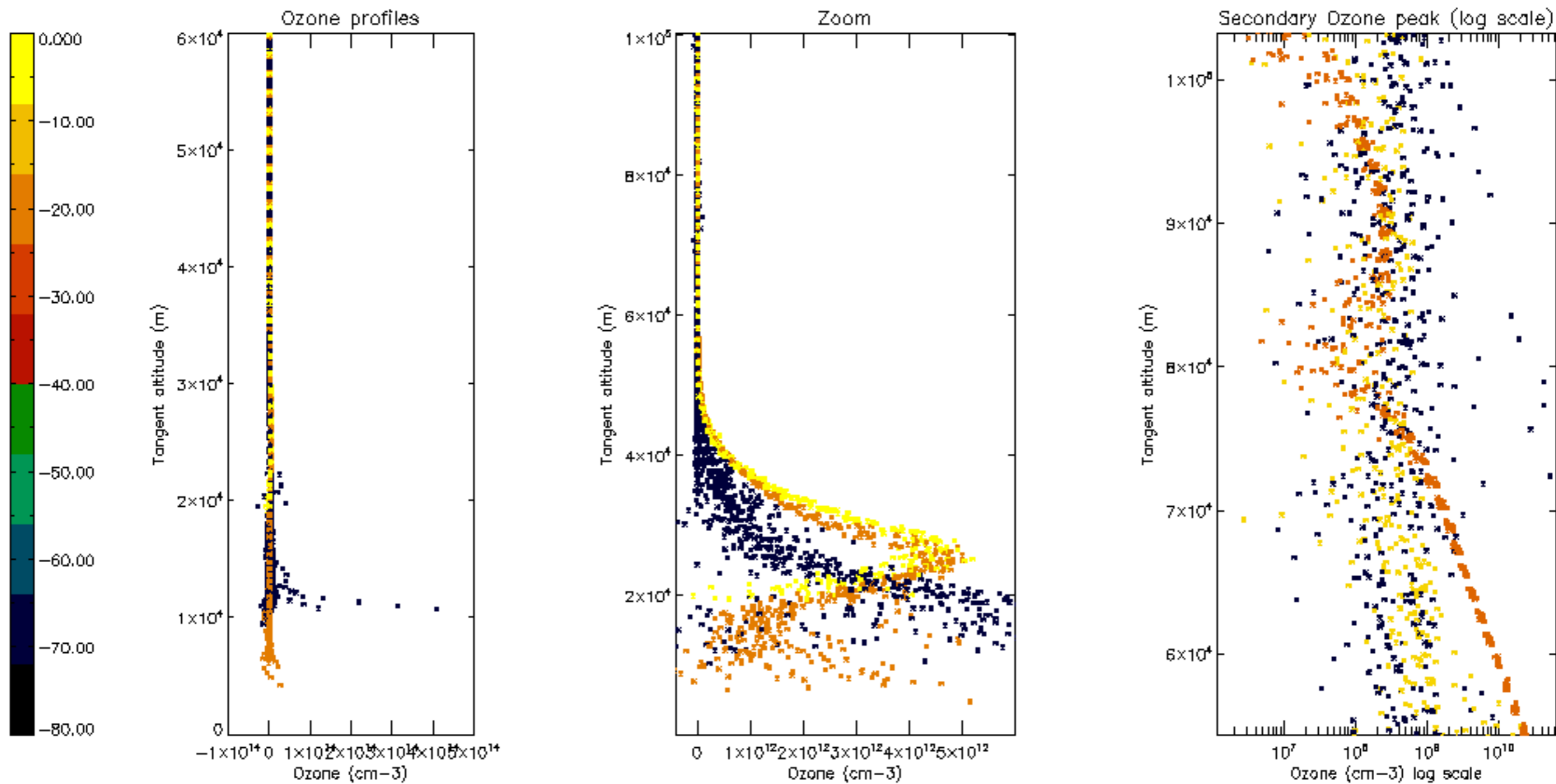


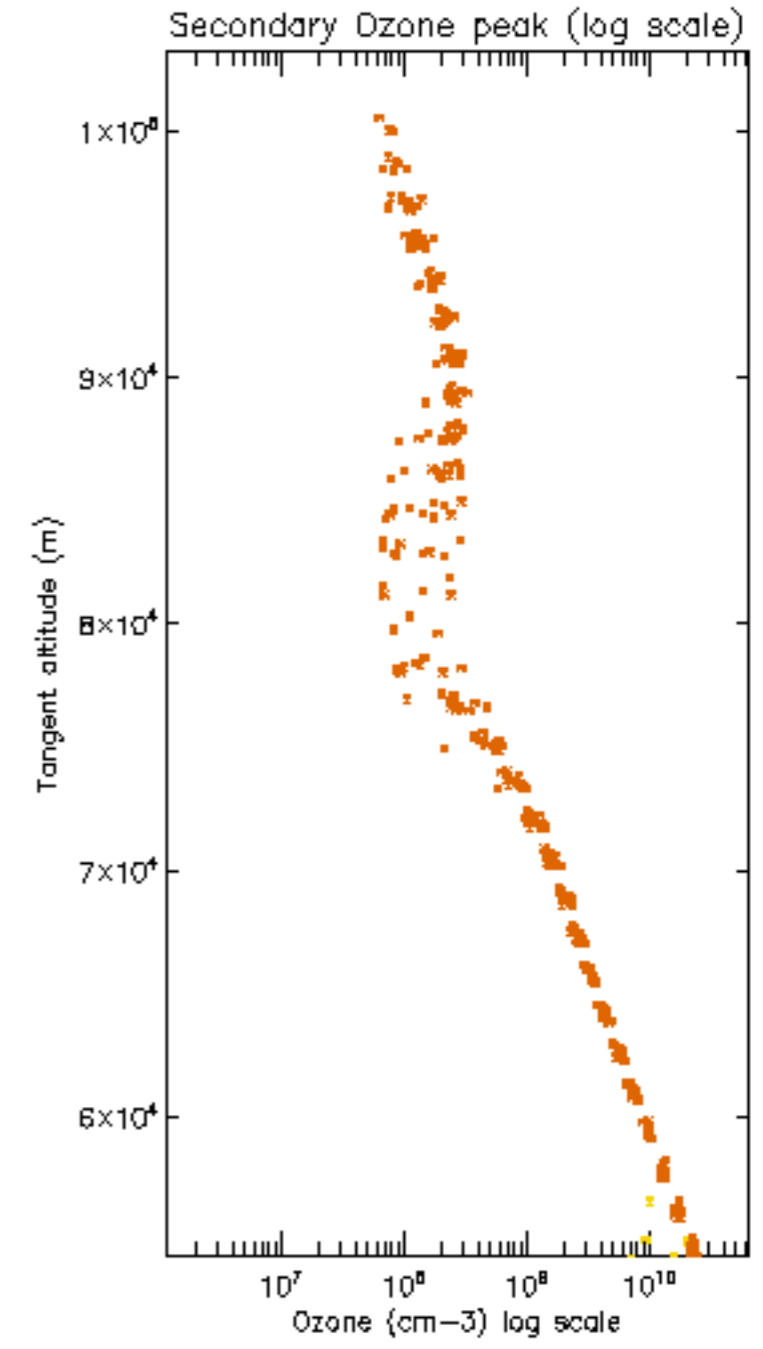
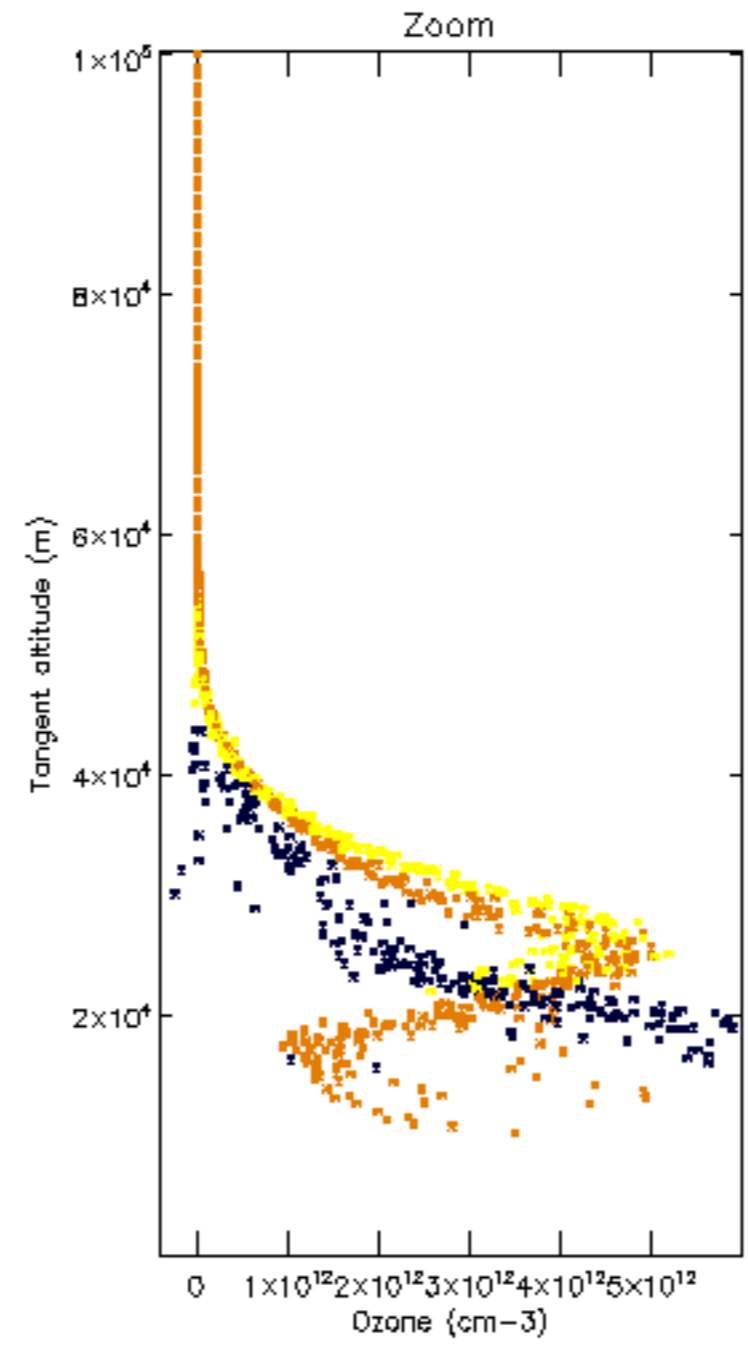
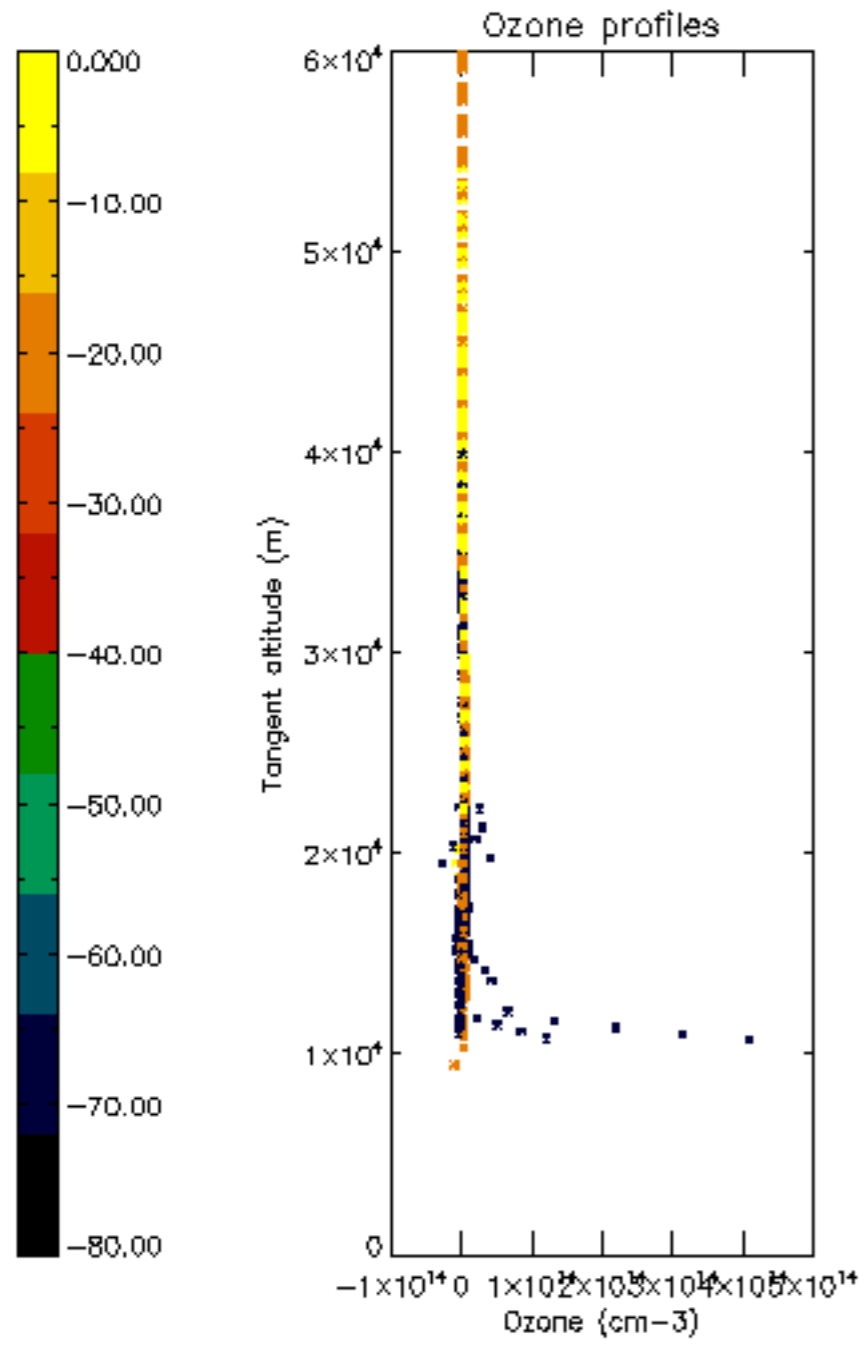
Percentage of star falling outside central band per profile

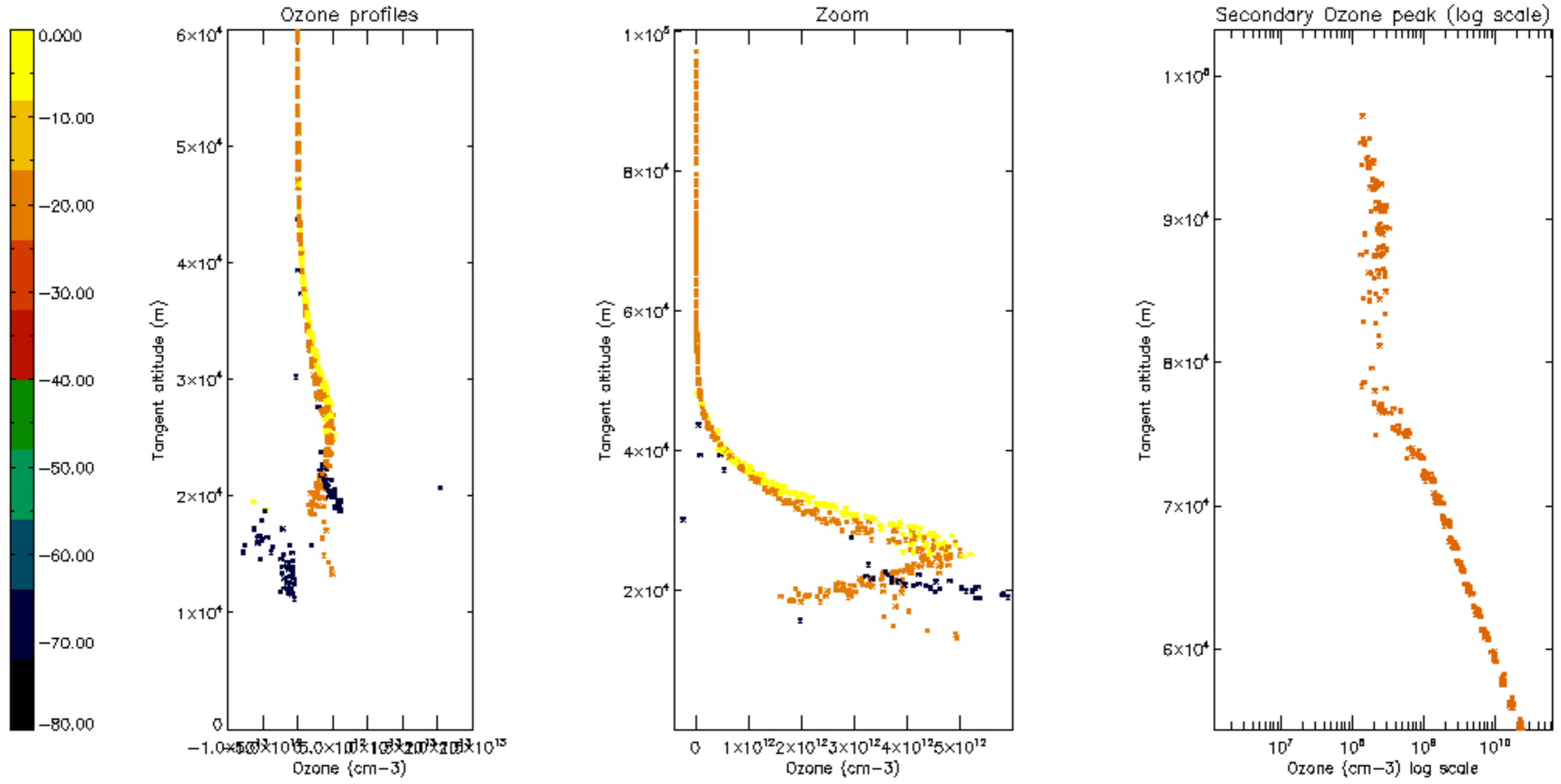


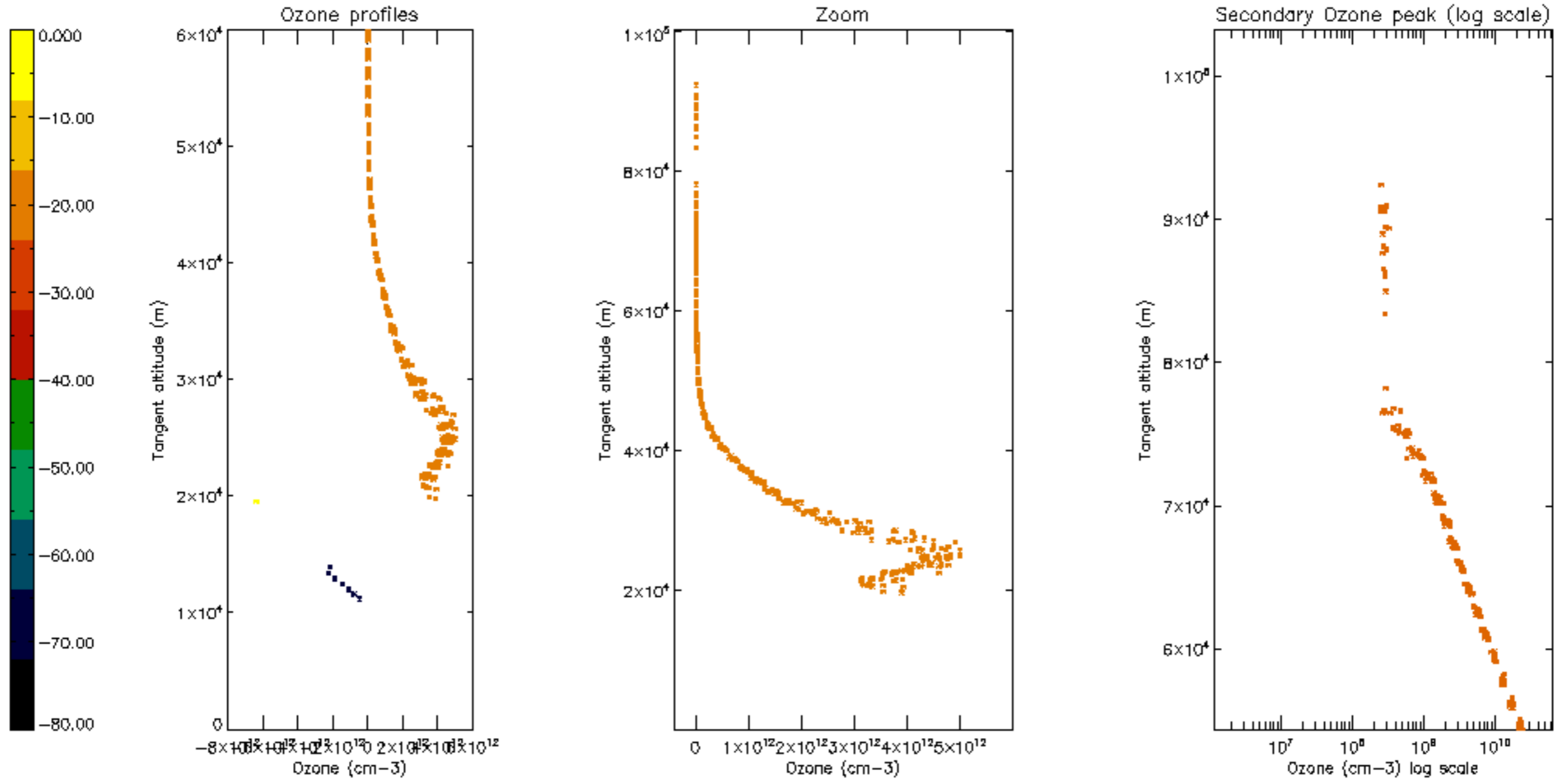
Percentage of saturation errors per profile

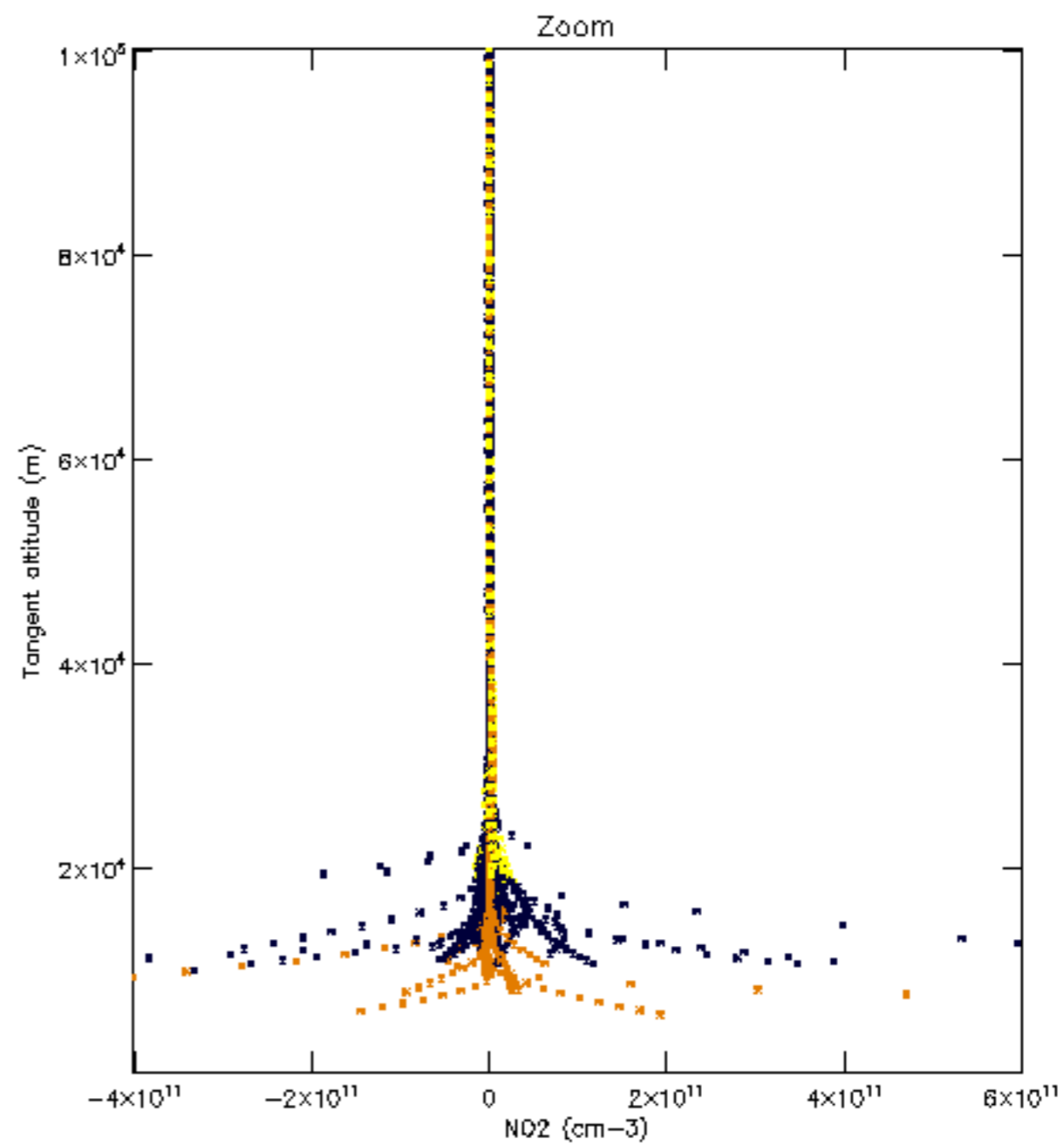
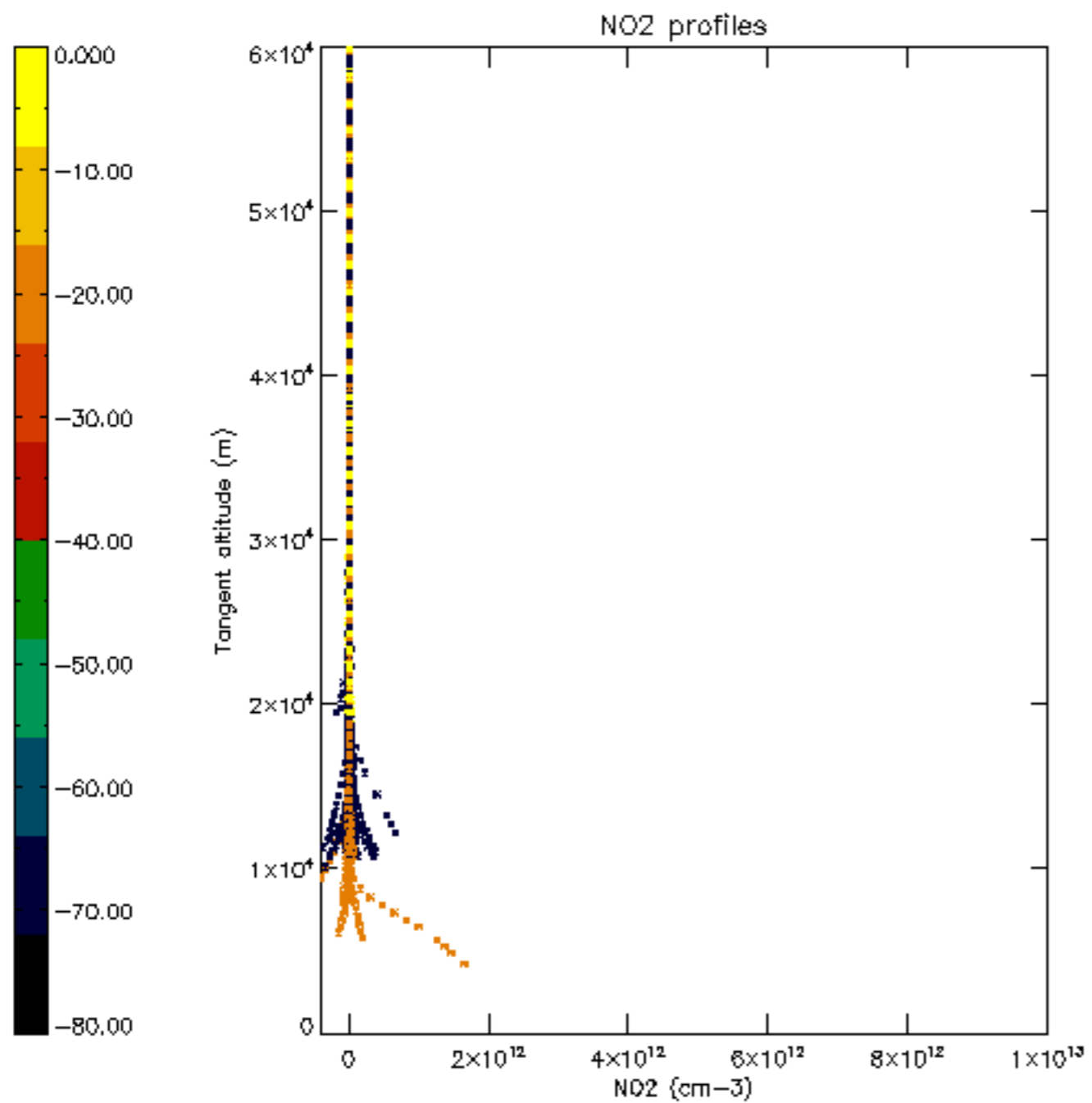


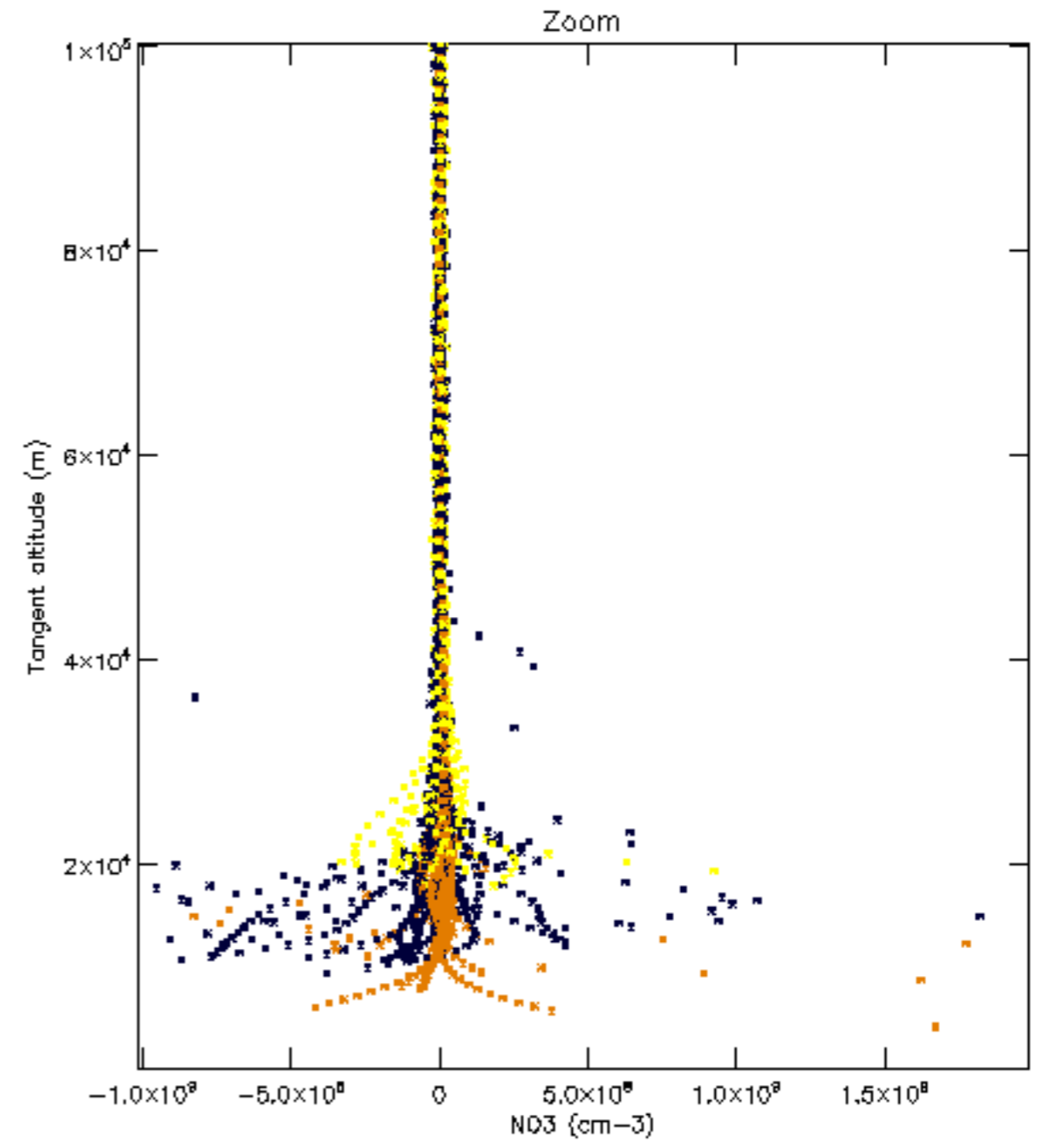
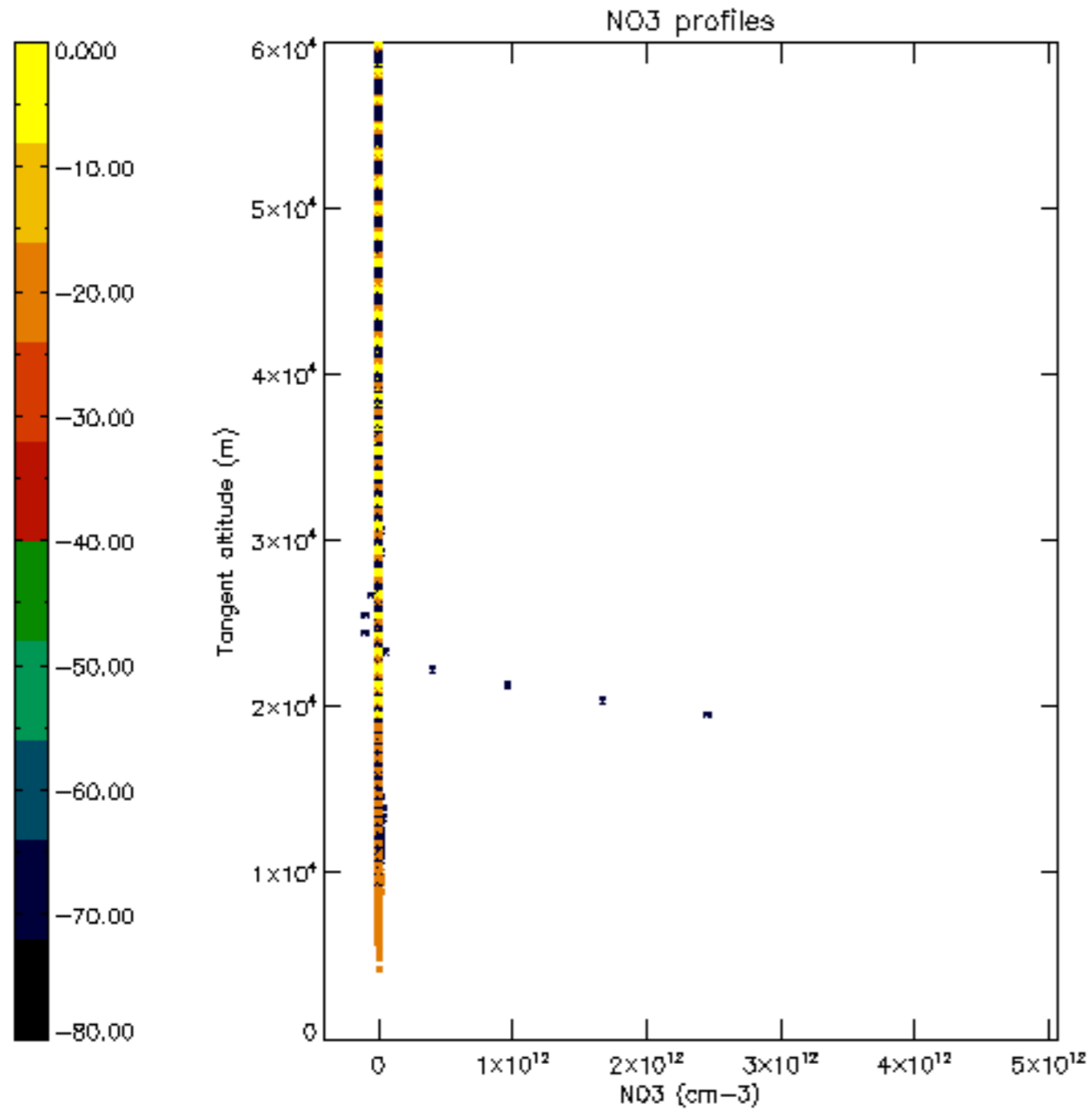


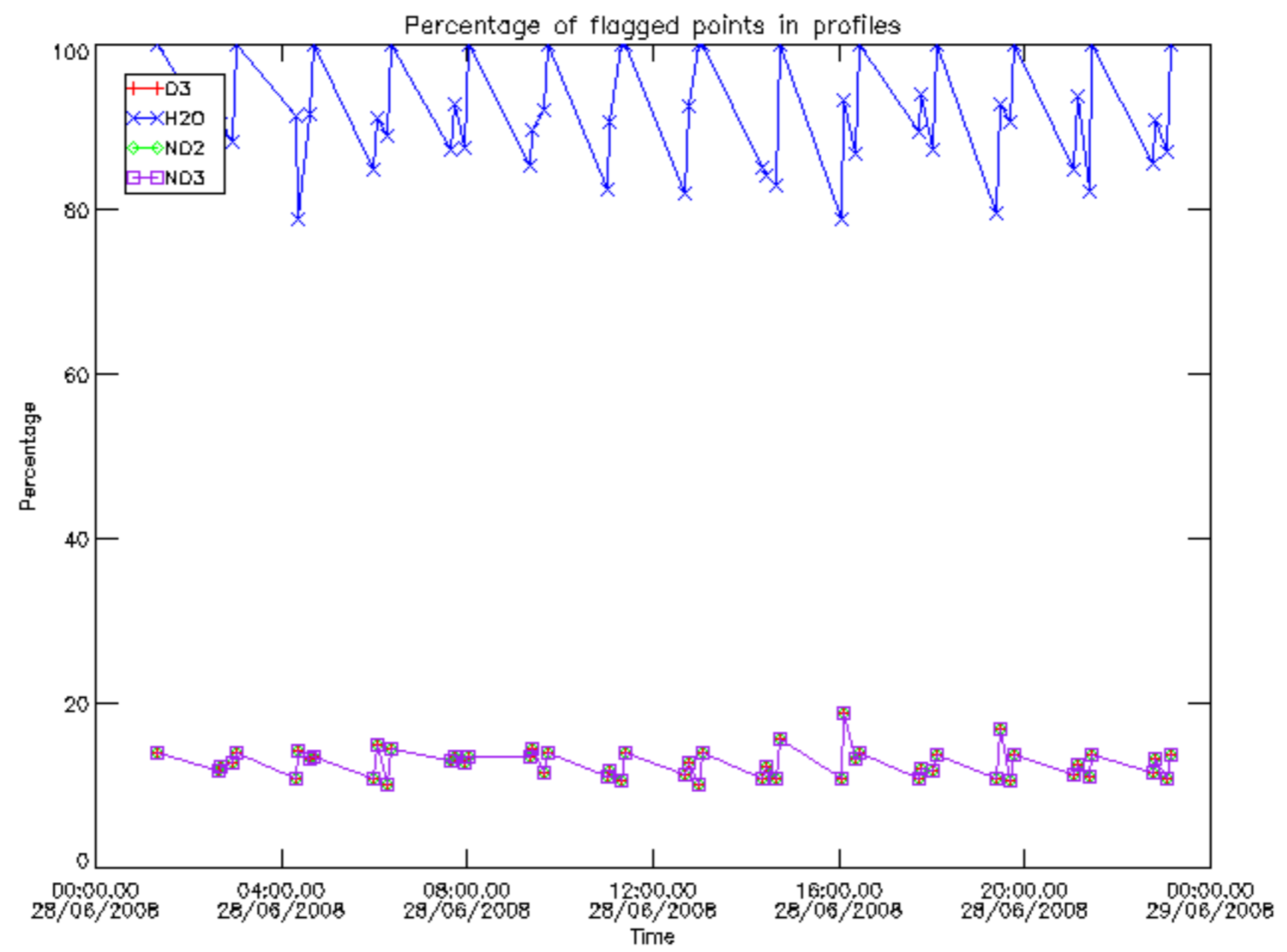




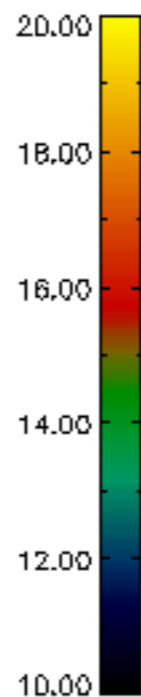
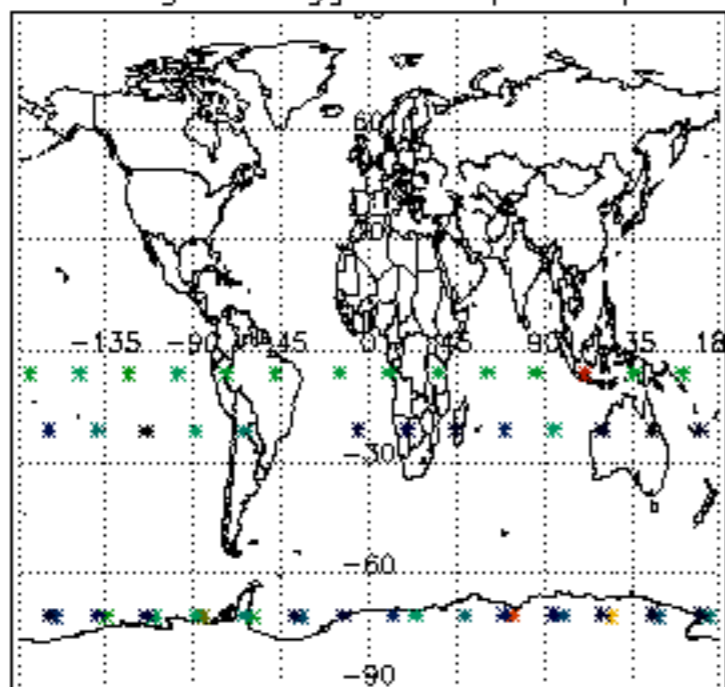




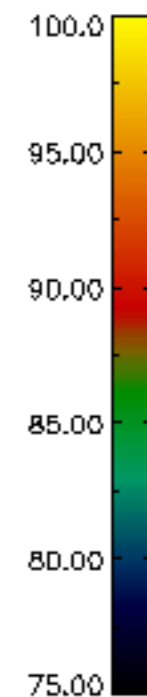
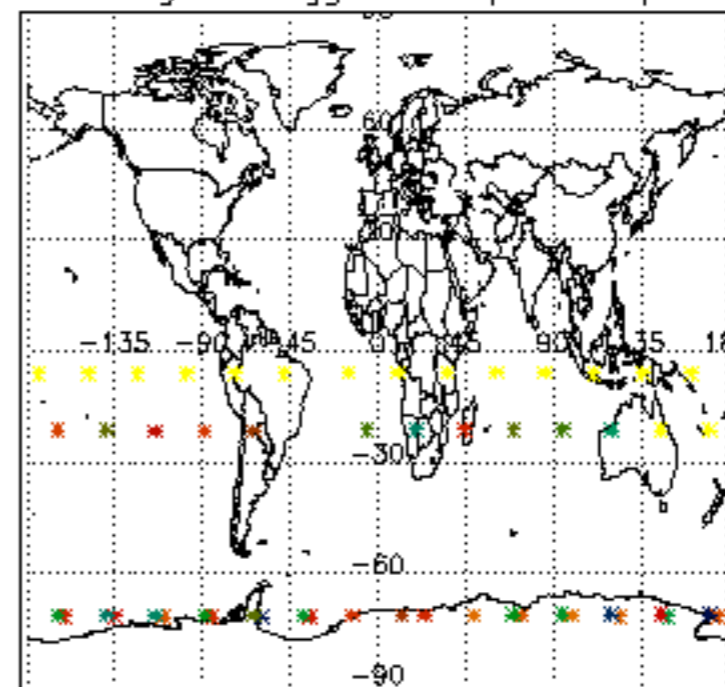




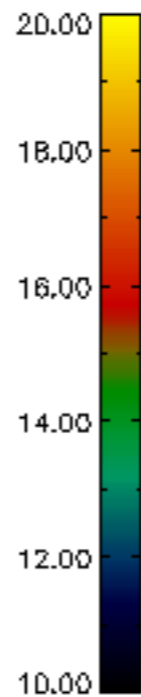
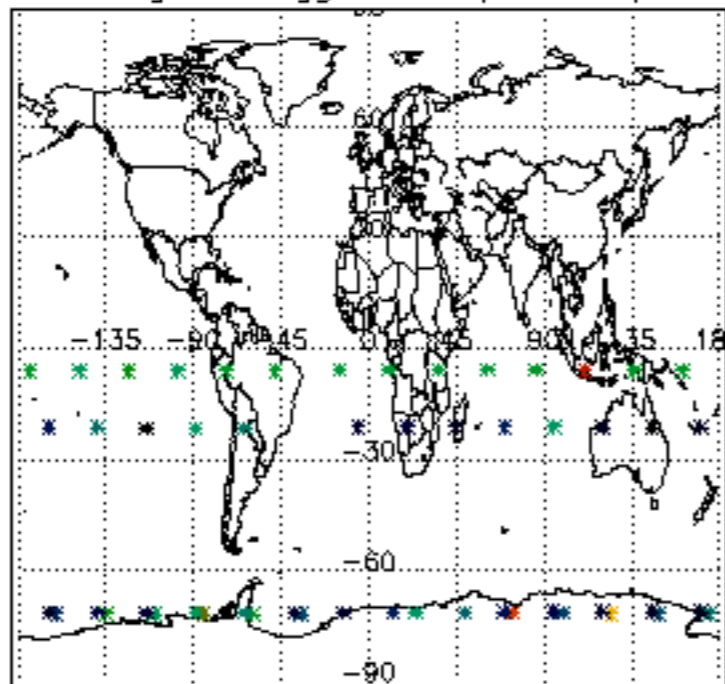
Percentage of flagged data per D3 profile



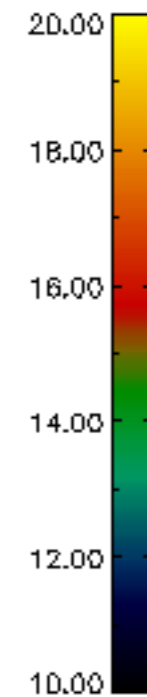
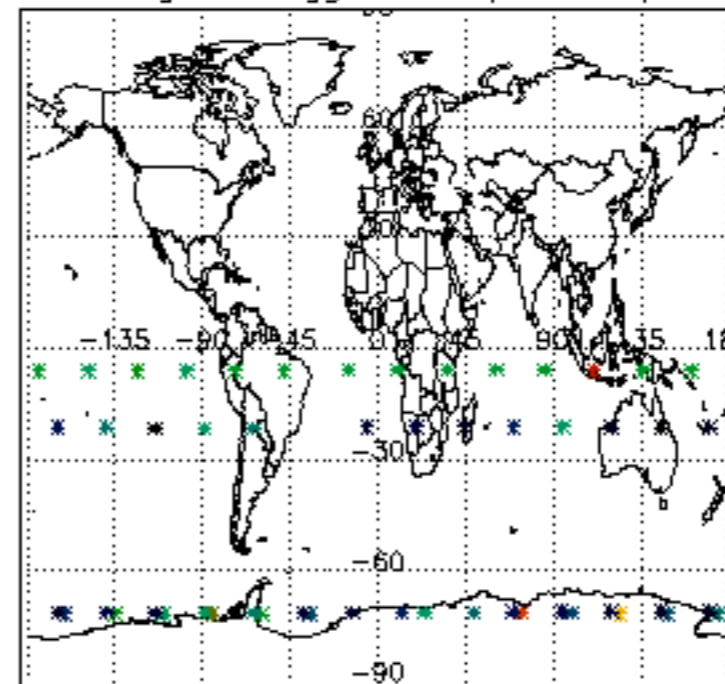
Percentage of flagged data per H2O profile

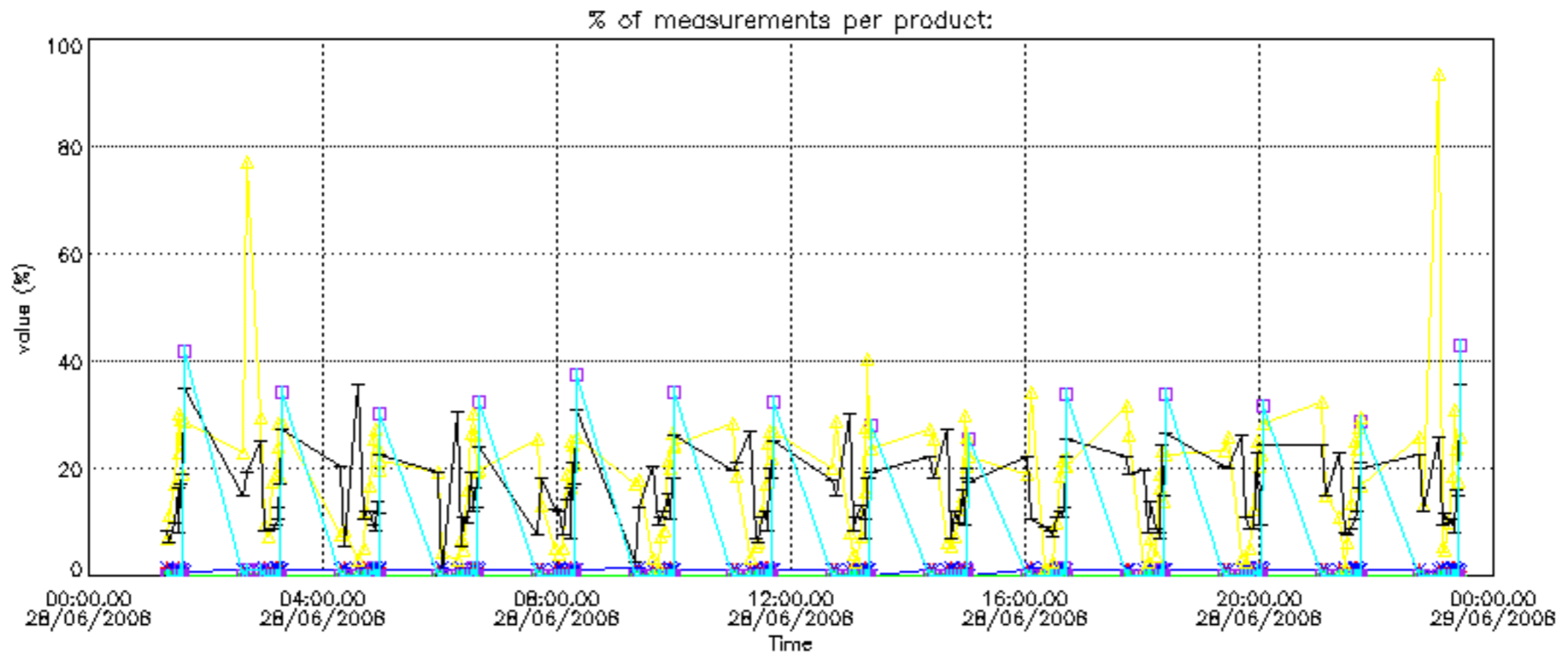


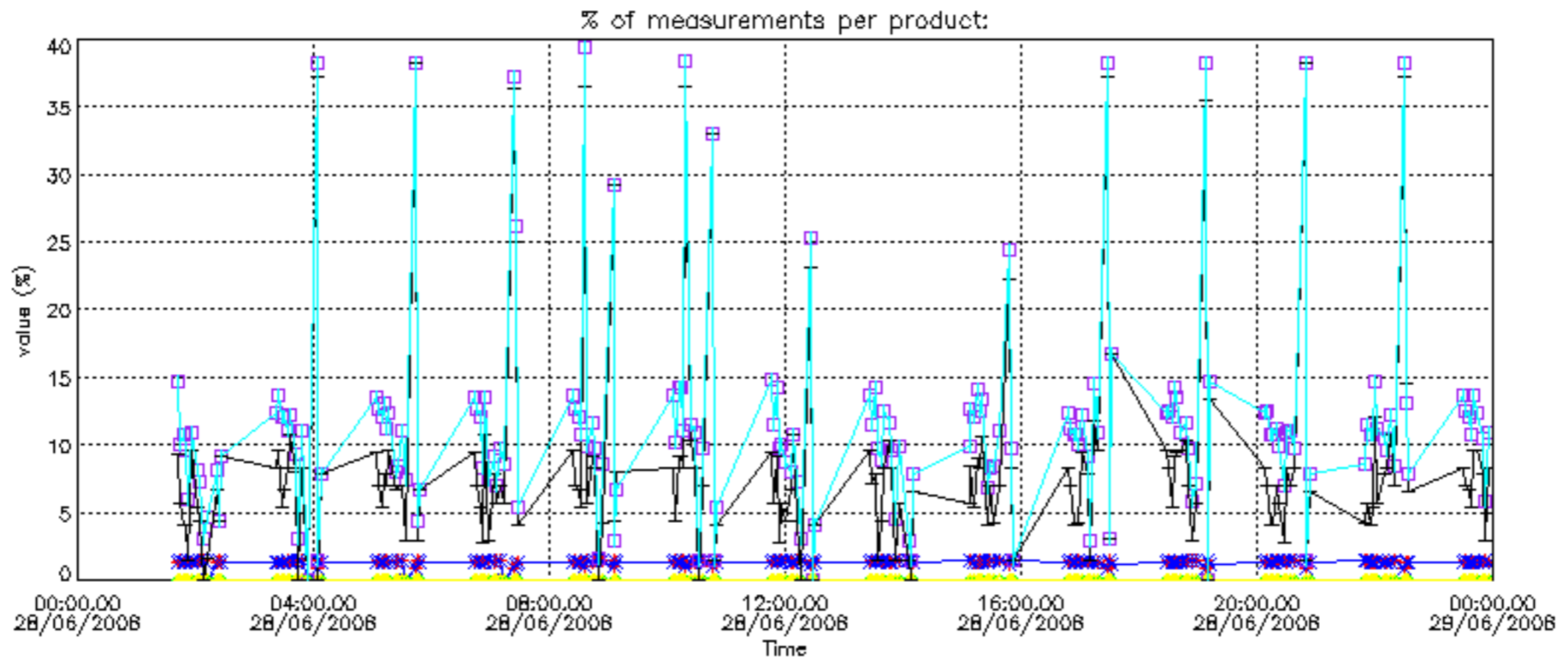
Percentage of flagged data per NO2 profile



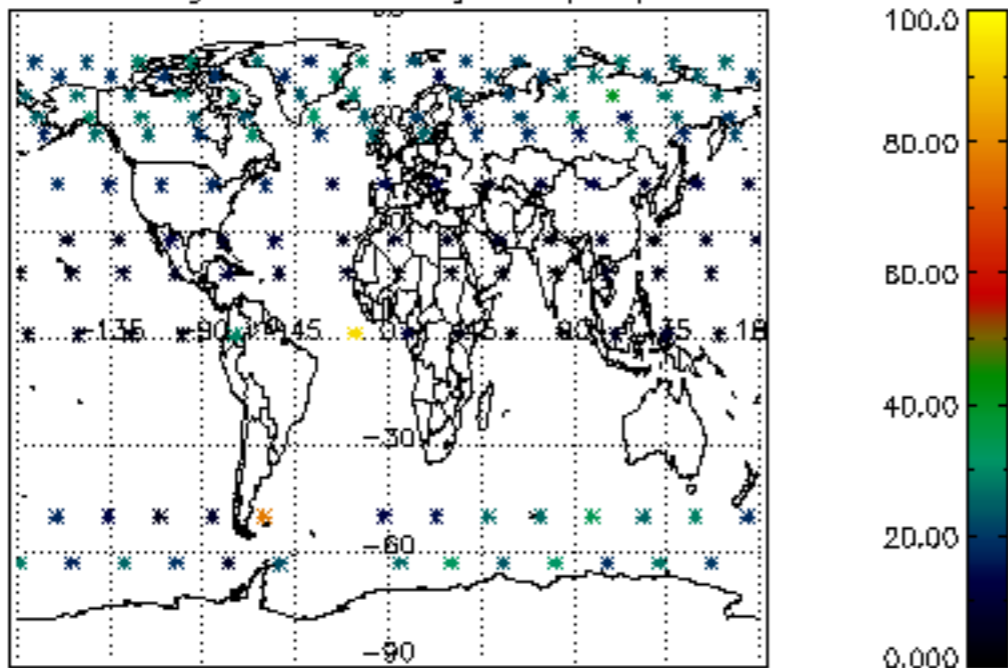
Percentage of flagged data per NO3 profile



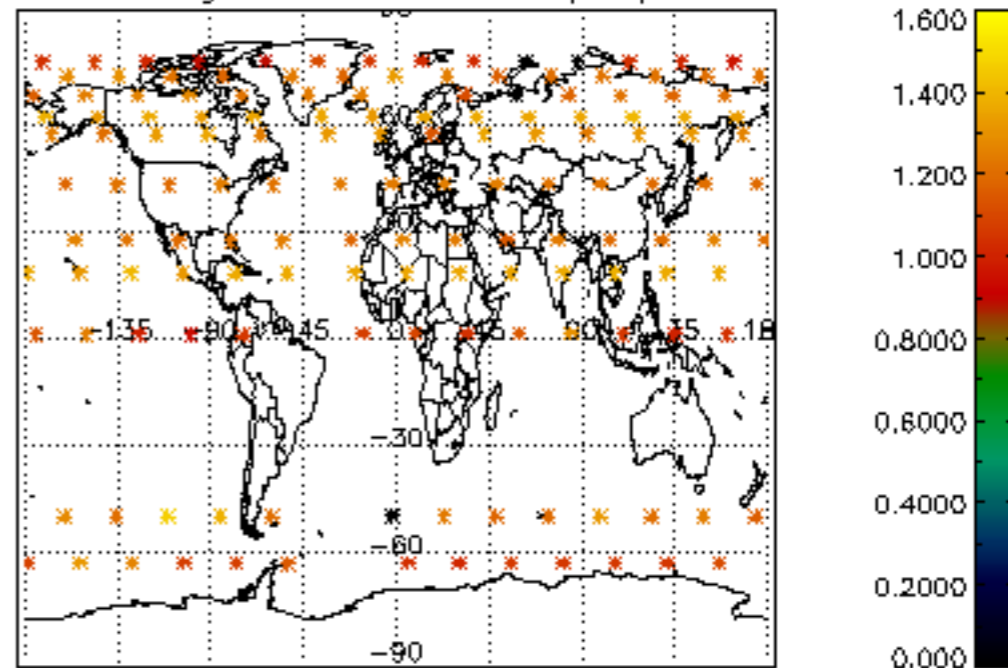




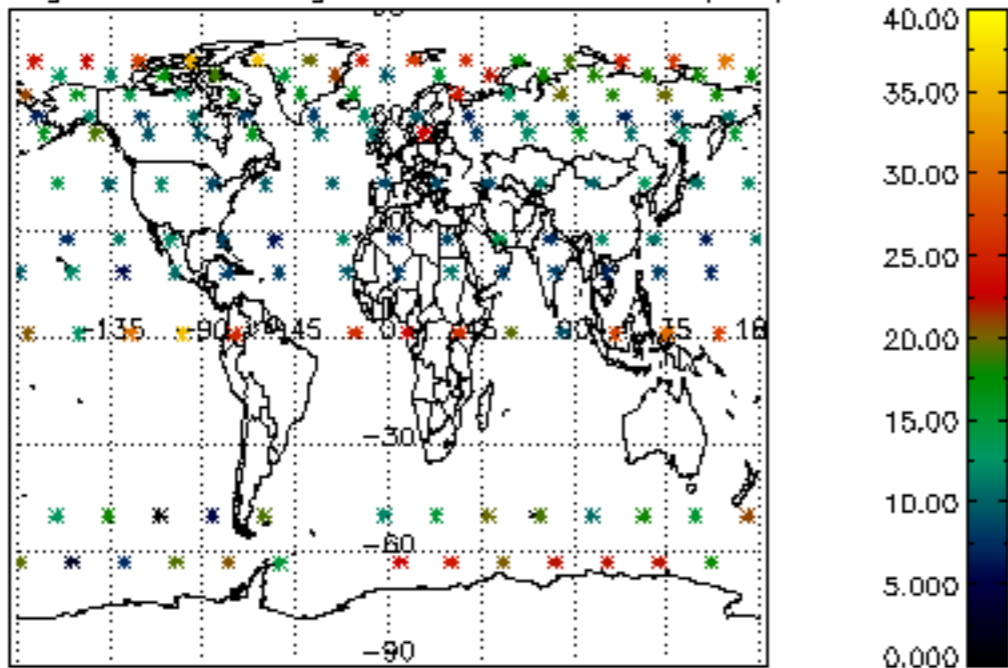
Percentage of cosmic ray hits per profile



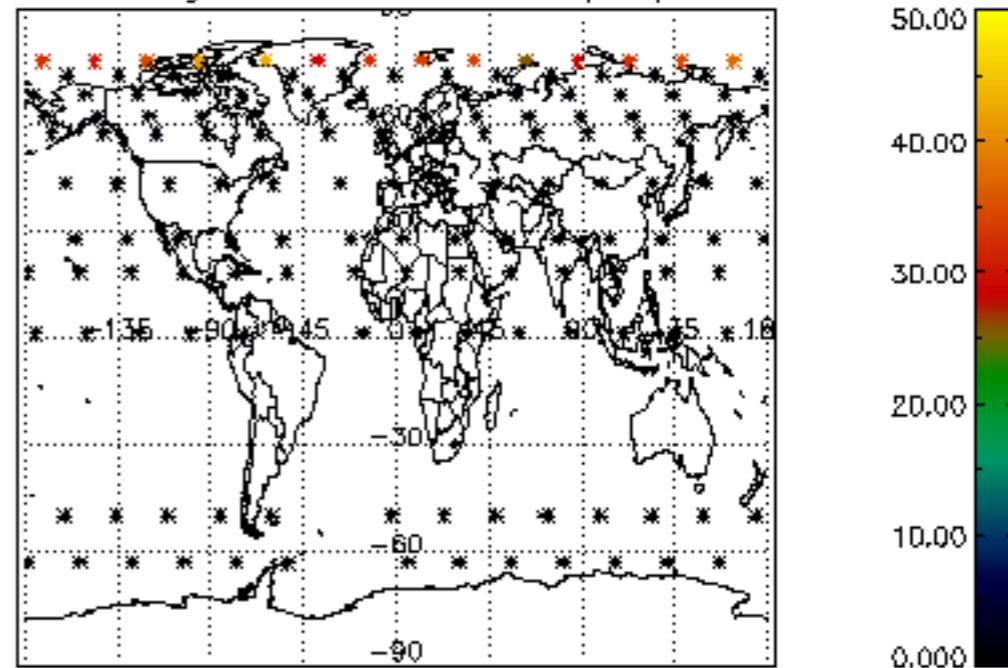
Percentage of datation errors per profile



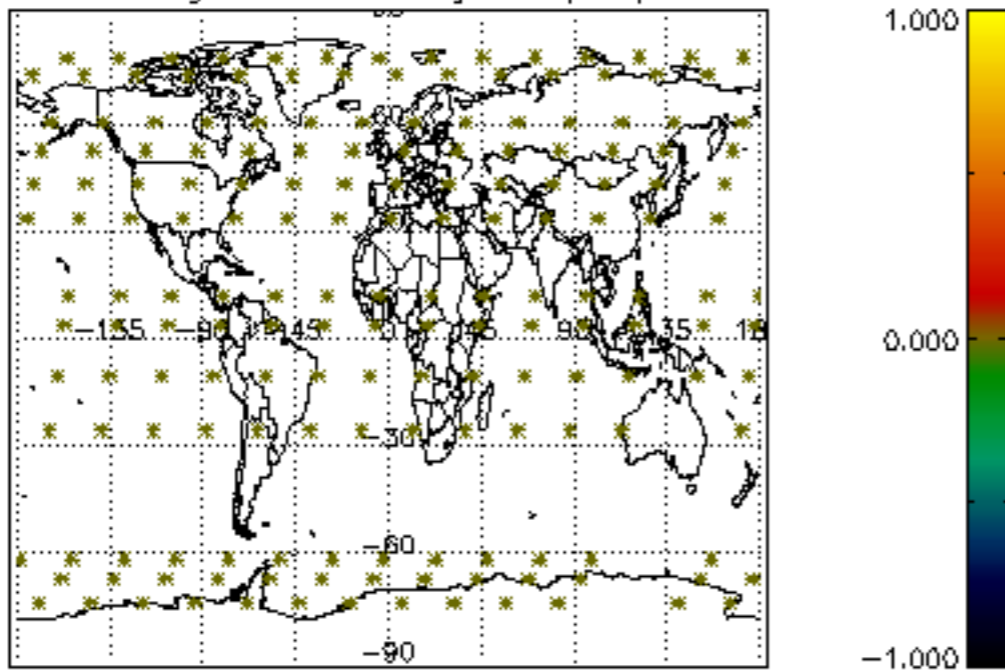
Percentage of star falling outside central band per profile



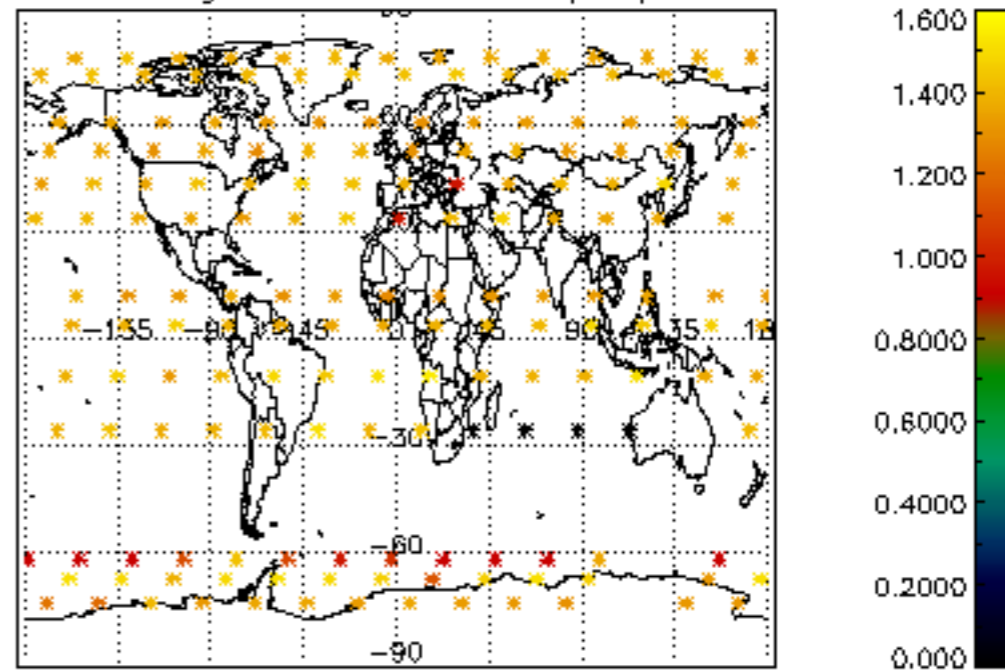
Percentage of saturation errors per profile



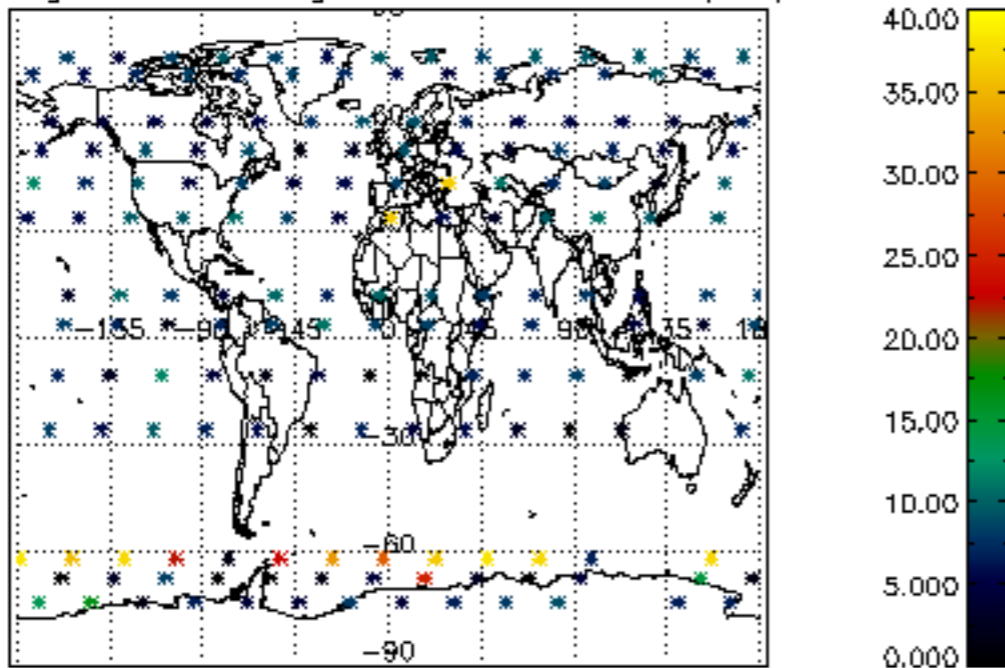
Percentage of cosmic ray hits per profile



Percentage of datation errors per profile



Percentage of star falling outside central band per profile



Percentage of saturation errors per profile

