

GOMOS Level 2 Daily Report

SUMMARY

[1. General Info](#)

[2. Summary of processed GOM_NL_2P products](#)

[3. Level 2 Quality information per product](#)

[3.1 Plot of level 2 quality information per product \(time dependant\)](#)

[3.2 Plot of level 2 quality information per product \(world map\)](#)

[4. Level 1 Quality information per product \(stored on level 2 products\)](#)

[4.1 Plot of level 1 quality information per product \(time dependant\)](#)

[4.1.1 Plot of level 1 quality information per product \(time dependant\): ASCENDING](#)

[4.1.2 Plot of level 1 quality information per product \(time dependant\): DESCENDING](#)

[4.2 Plot of level 1 quality information per product \(world map\)](#)

[4.2.1 Plot of level 1 quality information per product \(world map\): ASCENDING](#)

[4.2.2 Plot of level 1 quality information per product \(world map\): DESCENDING](#)

[5. Ozone profiles based on quality statistics and other trace gas profiles](#)

[5.1 Ozone statistics based on quality of products](#)

[5.2 Plot ozone profiles for all STD \(dark without errors\)](#)

[5.3 Plot ozone profiles where STD < 20% \(dark without errors\)](#)

[5.4. Plot ozone profiles where STD < 10% \(dark without errors\)](#)

[5.5. Plot ozone profiles where STD < 5% \(dark without errors\)](#)

[5.6 Plot NO2 profiles for all STD \(dark without errors\)](#)

[5.7 Plot NO3 profiles for all STD \(dark without errors\)](#)

[5.8 Plot H2O profiles \(only for occultations of stars 1,2,3,4,13,14,16,26,63 dark without errors\) for all STD](#)

[6. Auxiliary Data Files used for the production reported in section 2](#)

This report presents the daily analysis on parameters extracted from GOMOS level 2 data (GOM_NL__2P). It is intended to monitor some important parameters that will impact the quality of these products. A list of level 2 products (and content) that have arrived during the reporting day to the PCF is also given.

| Item | Value |
|---------------------------|---------------------------------|
| Time of report generation | 25APR2013 16:26:50 |
| Data source version | GOMOS/6.01 |
| Start time of products | 20-06-2008 (20JUN2008 00:00:00) |
| Stop time of products | 21-06-2008 (21JUN2008 00:00:00) |
| Store outputs in DB | Yes |
| Nb of level 2 prods | 336 |
| Nb of prods with errors | 0 |

2. Summary of processed GOM_NL__2P products.

| Nr | Filename | UTC Start time | Limb | Duration | Star Id | Star Name | Star Mag | Star Temp | Nb Meas | Orbit | Prod. error |
|----|--|----------------------|--------------------|----------|---------|-----------|----------|-----------|---------|-------|-------------|
| 1 | GOM_NL__2PRFIN20080620_000246_000000532069_00345_32964_9880.N1 | 20-JUN-2008 00:02:46 | Twilight | 52.500 | 50 | 13Alp Ari | 2.0070 | 4250.0 | 105 | 32964 | No |
| 2 | GOM_NL__2PRFIN20080620_000734_000000442069_00345_32964_9881.N1 | 20-JUN-2008 00:07:34 | Dark | 43.500 | 94 | 92Alp Cet | 2.5260 | 3100.0 | 87 | 32964 | No |
| 3 | GOM_NL__2PRFIN20080620_002534_000000422069_00345_32964_9882.N1 | 20-JUN-2008 00:25:34 | Dark | 42.000 | 9 | Alp Eri | 0.45300 | 24000. | 84 | 32964 | No |
| 4 | GOM_NL__2PRFIN20080620_003142_000000422069_00346_32965_9996.N1 | 20-JUN-2008 00:31:42 | Dark | 42.000 | 63 | Bet Gru | 2.1500 | 2800.0 | 84 | 32965 | No |
| 5 | GOM_NL__2PRFIN20080620_003710_000000412069_00346_32965_9997.N1 | 20-JUN-2008 00:37:10 | Straylight | 41.000 | 45 | Alp Pav | 1.9400 | 26000. | 82 | 32965 | No |
| 6 | GOM_NL__2PRFIN20080620_004314_000000372069_00346_32965_9998.N1 | 20-JUN-2008 00:43:14 | Straylight | 37.000 | 147 | Alp Ara | 2.8770 | 26000. | 74 | 32965 | No |
| 7 | GOM_NL__2PRFIN20080620_004500_000000402069_00346_32965_9999.N1 | 20-JUN-2008 00:45:00 | Twilight_and_stray | 40.000 | 40 | The Sco | 1.8590 | 7100.0 | 80 | 32965 | No |
| 8 | GOM_NL__2PRFIN20080620_004642_000000402069_00346_32965_0000.N1 | 20-JUN-2008 00:46:42 | Twilight_and_stray | 40.000 | 25 | 35Lam Sco | 1.6200 | 28000. | 80 | 32965 | No |
| 9 | GOM_NL__2PRFIN20080620_004805_000000422069_00346_32965_0001.N1 | 20-JUN-2008 00:48:05 | Bright | 41.500 | 75 | 26Eps Sco | 2.2910 | 4250.0 | 83 | 32965 | No |
| 10 | GOM_NL__2PRFIN20080620_005308_000000392069_00346_32965_0002.N1 | 20-JUN-2008 00:53:08 | Bright | 38.500 | 86 | 35Eta Oph | 2.4300 | 10200. | 77 | 32965 | No |
| 11 | GOM_NL__2PRFIN20080620_005452_000000362069_00346_32965_0003.N1 | 20-JUN-2008 00:54:52 | Bright | 35.500 | 98 | 13Zet Oph | 2.5710 | 30000. | 71 | 32965 | No |
| 12 | GOM_NL__2PRFIN20080620_005658_000000362069_00346_32965_0004.N1 | 20-JUN-2008 00:56:58 | Bright | 35.500 | 120 | 1Del Oph | 2.7340 | 3200.0 | 71 | 32965 | No |
| 13 | GOM_NL__2PRFIN20080620_005921_000000412069_00346_32965_0005.N1 | 20-JUN-2008 00:59:21 | Bright | 41.000 | 126 | 60Bet Oph | 2.7700 | 4250.0 | 82 | 32965 | No |
| 14 | GOM_NL__2PRFIN20080620_010148_000000422069_00346_32965_0006.N1 | 20-JUN-2008 01:01:48 | Bright | 41.500 | 59 | 55Alp Oph | 2.0800 | 8900.0 | 83 | 32965 | No |
| 15 | GOM_NL__2PRFIN20080620_010400_000000362069_00346_32965_0007.N1 | 20-JUN-2008 01:04:00 | Bright | 36.000 | 127 | 27Bet Her | 2.7810 | 4700.0 | 72 | 32965 | No |
| 16 | GOM_NL__2PRFIN20080620_010657_000000382069_00346_32965_0008.N1 | 20-JUN-2008 01:06:57 | Bright | 37.500 | 133 | 40Zet Her | 2.8070 | 6000.0 | 75 | 32965 | No |
| 17 | GOM_NL__2PRFIN20080620_011331_000000362069_00346_32965_0009.N1 | 20-JUN-2008 01:13:31 | Bright | 36.000 | 130 | 23Bet Dra | 2.7990 | 5800.0 | 72 | 32965 | No |
| 18 | GOM_NL__2PRFIN20080620_011521_000000382069_00346_32965_0010.N1 | 20-JUN-2008 01:15:21 | Bright | 37.500 | 119 | 14Eta Dra | 2.7270 | 4700.0 | 75 | 32965 | No |
| 19 | GOM_NL__2PRFIN20080620_011900_000000352069_00346_32965_0011.N1 | 20-JUN-2008 01:19:00 | Bright | 35.000 | 60 | 7Bet UMi | 2.0810 | 3950.0 | 70 | 32965 | No |
| 20 | GOM_NL__2PRFIN20080620_012333_000000362069_00346_32965_0012.N1 | 20-JUN-2008 01:23:33 | Bright | 35.500 | 49 | 1Alp UMi | 1.9900 | 6300.0 | 71 | 32965 | No |
| 21 | GOM_NL__2PRFIN20080620_013048_000000612069_00346_32965_0013.N1 | 20-JUN-2008 01:30:48 | Bright | 61.000 | 76 | 27Gam Cas | 2.3000 | 30000. | 122 | 32965 | No |
| 22 | GOM_NL__2PRFIN20080620_013351_000000532069_00346_32965_0014.N1 | 20-JUN-2008 01:33:51 | Bright | 53.000 | 160 | 23Gam Per | 2.9300 | 4700.0 | 106 | 32965 | No |
| 23 | GOM_NL__2PRFIN20080620_013717_000000422069_00346_32965_0015.N1 | 20-JUN-2008 01:37:17 | Bright | 42.000 | 73 | 57Gam1And | 2.2600 | 13100. | 84 | 32965 | No |
| 24 | GOM_NL__2PRFIN20080620_013938_000000452069_00346_32965_0016.N1 | 20-JUN-2008 01:39:38 | Bright | 44.500 | 173 | 4Bet Tri | 3.0040 | 8900.0 | 89 | 32965 | No |
| 25 | GOM_NL__2PRFIN20080620_014322_000000522069_00346_32965_0017.N1 | 20-JUN-2008 01:43:22 | Twilight | 51.500 | 50 | 13Alp Ari | 2.0070 | 4250.0 | 103 | 32965 | No |
| 26 | GOM_NL__2PRFIN20080620_014810_000000482069_00346_32965_0018.N1 | 20-JUN-2008 01:48:10 | Dark | 47.500 | 94 | 92Alp Cet | 2.5260 | 3100.0 | 95 | 32965 | No |
| 27 | GOM_NL__2PRFIN20080620_020611_000000422069_00346_32965_0019.N1 | 20-JUN-2008 02:06:11 | Dark | 41.500 | 9 | Alp Eri | 0.45300 | 24000. | 83 | 32965 | No |
| 28 | GOM_NL__2PRFIN20080620_021219_000000402069_00347_32966_0012.N1 | 20-JUN-2008 02:12:19 | Dark | 40.000 | 63 | Bet Gru | 2.1500 | 2800.0 | 80 | 32966 | No |
| 29 | GOM_NL__2PRFIN20080620_021747_000000412069_00347_32966_0013.N1 | 20-JUN-2008 02:17:47 | Straylight | 41.000 | 45 | Alp Pav | 1.9400 | 26000. | 82 | 32966 | No |
| 30 | GOM_NL__2PRFIN20080620_022351_000000382069_00347_32966_0014.N1 | 20-JUN-2008 02:23:51 | Straylight | 37.500 | 147 | Alp Ara | 2.8770 | 26000. | 75 | 32966 | No |
| 31 | GOM_NL__2PRFIN20080620_022537_000000442069_00347_32966_0015.N1 | 20-JUN-2008 02:25:37 | Twilight_and_stray | 43.500 | 40 | The Sco | 1.8590 | 7100.0 | 87 | 32966 | No |
| 32 | GOM_NL__2PRFIN20080620_022718_000000442069_00347_32966_0016.N1 | 20-JUN-2008 02:27:18 | Twilight_and_stray | 43.500 | 25 | 35Lam Sco | 1.6200 | 28000. | 87 | 32966 | No |
| 33 | GOM_NL__2PRFIN20080620_022841_000000442069_00347_32966_0017.N1 | 20-JUN-2008 02:28:41 | Bright | 43.500 | 75 | 26Eps Sco | 2.2910 | 4250.0 | 87 | 32966 | No |
| 34 | GOM_NL__2PRFIN20080620_023344_000000382069_00347_32966_0018.N1 | 20-JUN-2008 02:33:44 | Bright | 38.000 | 86 | 35Eta Oph | 2.4300 | 10200. | 76 | 32966 | No |
| 35 | GOM_NL__2PRFIN20080620_023528_000000362069_00347_32966_0019.N1 | 20-JUN-2008 02:35:28 | Bright | 36.000 | 98 | 13Zet Oph | 2.5710 | 30000. | 72 | 32966 | No |
| 36 | GOM_NL__2PRFIN20080620_023734_000000362069_00347_32966_0020.N1 | 20-JUN-2008 02:37:34 | Bright | 35.500 | 120 | 1Del Oph | 2.7340 | 3200.0 | 71 | 32966 | No |
| 37 | GOM_NL__2PRFIN20080620_023957_000000412069_00347_32966_0021.N1 | 20-JUN-2008 02:39:57 | Bright | 41.000 | 126 | 60Bet Oph | 2.7700 | 4250.0 | 82 | 32966 | No |
| 38 | GOM_NL__2PRFIN20080620_024224_000000412069_00347_32966_0022.N1 | 20-JUN-2008 02:42:24 | Bright | 40.500 | 59 | 55Alp Oph | 2.0800 | 8900.0 | 81 | 32966 | No |
| 39 | GOM_NL__2PRFIN20080620_024436_000000352069_00347_32966_0023.N1 | 20-JUN-2008 02:44:36 | Bright | 34.500 | 127 | 27Bet Her | 2.7810 | 4700.0 | 69 | 32966 | No |
| 40 | GOM_NL__2PRFIN20080620_024732_000000362069_00347_32966_0024.N1 | 20-JUN-2008 02:47:32 | Bright | 36.000 | 133 | 40Zet Her | 2.8070 | 6000.0 | 72 | 32966 | No |
| 41 | GOM_NL__2PRFIN20080620_025407_000000392069_00347_32966_0025.N1 | 20-JUN-2008 02:54:07 | Bright | 38.500 | 130 | 23Bet Dra | 2.7990 | 5800.0 | 77 | 32966 | No |
| 42 | GOM_NL__2PRFIN20080620_025557_000000342069_00347_32966_0026.N1 | 20-JUN-2008 02:55:57 | Bright | 33.500 | 119 | 14Eta Dra | 2.7270 | 4700.0 | 67 | 32966 | No |

| | | | | | | | | | | | |
|-----|--|----------------------|----------------|--------|-----|-----------|---------|--------|-----|-------|----|
| 43 | GOM_NL__2PRFIN20080620_025936_000000372069_00347_32966_0027.N1 | 20-JUN-2008 02:59:36 | Bright | 37.000 | 60 | 7Bet UMi | 2.0810 | 3950.0 | 74 | 32966 | No |
| 44 | GOM_NL__2PRFIN20080620_030408_000000362069_00347_32966_0028.N1 | 20-JUN-2008 03:04:08 | Bright | 35.500 | 49 | 1Alp UMi | 1.9900 | 6300.0 | 71 | 32966 | No |
| 45 | GOM_NL__2PRFIN20080620_031123_000000612069_00347_32966_0029.N1 | 20-JUN-2008 03:11:23 | Bright | 61.000 | 76 | 27Gam Cas | 2.3000 | 30000. | 122 | 32966 | No |
| 46 | GOM_NL__2PRFIN20080620_031427_000000352069_00347_32966_0030.N1 | 20-JUN-2008 03:14:27 | Bright | 35.000 | 160 | 23Gam Per | 2.9300 | 4700.0 | 70 | 32966 | No |
| 47 | GOM_NL__2PRFIN20080620_031753_000000412069_00347_32966_0031.N1 | 20-JUN-2008 03:17:53 | Bright | 41.000 | 73 | 57Gam1And | 2.2600 | 13100. | 82 | 32966 | No |
| 48 | GOM_NL__2PRFIN20080620_032014_000000462069_00347_32966_0032.N1 | 20-JUN-2008 03:20:14 | Bright | 45.500 | 173 | 4Bet Tri | 3.0040 | 8900.0 | 91 | 32966 | No |
| 49 | GOM_NL__2PRFIN20080620_032358_000000502069_00347_32966_0033.N1 | 20-JUN-2008 03:23:58 | Twilight | 50.000 | 50 | 13Alp Ari | 2.0070 | 4250.0 | 100 | 32966 | No |
| 50 | GOM_NL__2PRFIN20080620_032846_000000462069_00347_32966_0034.N1 | 20-JUN-2008 03:28:46 | Dark | 46.000 | 94 | 92Alp Cet | 2.5260 | 3100.0 | 92 | 32966 | No |
| 51 | GOM_NL__2PRFIN20080620_034647_000000432069_00347_32966_0035.N1 | 20-JUN-2008 03:46:47 | Dark | 42.500 | 9 | Alp Eri | 0.45300 | 24000. | 85 | 32966 | No |
| 52 | GOM_NL__2PRFIN20080620_035256_000000402069_00348_32967_0045.N1 | 20-JUN-2008 03:52:56 | Dark | 40.000 | 63 | Bet Gru | 2.1500 | 2800.0 | 80 | 32967 | No |
| 53 | GOM_NL__2PRFIN20080620_035823_000000432069_00348_32967_0046.N1 | 20-JUN-2008 03:58:23 | Straylight | 42.500 | 45 | Alp Pav | 1.9400 | 26000. | 85 | 32967 | No |
| 54 | GOM_NL__2PRFIN20080620_040427_000000392069_00348_32967_0047.N1 | 20-JUN-2008 04:04:27 | Straylight | 38.500 | 147 | Alp Ara | 2.8770 | 26000. | 77 | 32967 | No |
| 55 | GOM_NL__2PRFIN20080620_040613_000000432069_00348_32967_0048.N1 | 20-JUN-2008 04:06:13 | Tw_i_and_stray | 42.500 | 40 | The Sco | 1.8590 | 7100.0 | 85 | 32967 | No |
| 56 | GOM_NL__2PRFIN20080620_040755_000000402069_00348_32967_0049.N1 | 20-JUN-2008 04:07:55 | Tw_i_and_stray | 40.000 | 25 | 35Lam Sco | 1.6200 | 28000. | 80 | 32967 | No |
| 57 | GOM_NL__2PRFIN20080620_040917_000000432069_00348_32967_0050.N1 | 20-JUN-2008 04:09:17 | Bright | 42.500 | 75 | 26Eps Sco | 2.2910 | 4250.0 | 85 | 32967 | No |
| 58 | GOM_NL__2PRFIN20080620_041420_000000372069_00348_32967_0051.N1 | 20-JUN-2008 04:14:20 | Bright | 36.500 | 86 | 35Eta Oph | 2.4300 | 10200. | 73 | 32967 | No |
| 59 | GOM_NL__2PRFIN20080620_041604_000000362069_00348_32967_0052.N1 | 20-JUN-2008 04:16:04 | Bright | 36.000 | 98 | 13Zet Oph | 2.5710 | 30000. | 72 | 32967 | No |
| 60 | GOM_NL__2PRFIN20080620_041810_000000362069_00348_32967_0053.N1 | 20-JUN-2008 04:18:10 | Bright | 36.000 | 120 | 1Del Oph | 2.7340 | 3200.0 | 72 | 32967 | No |
| 61 | GOM_NL__2PRFIN20080620_042033_000000412069_00348_32967_0054.N1 | 20-JUN-2008 04:20:33 | Bright | 41.000 | 126 | 60Bet Oph | 2.7700 | 4250.0 | 82 | 32967 | No |
| 62 | GOM_NL__2PRFIN20080620_042259_000000402069_00348_32967_0055.N1 | 20-JUN-2008 04:22:59 | Bright | 39.500 | 59 | 55Alp Oph | 2.0800 | 8900.0 | 79 | 32967 | No |
| 63 | GOM_NL__2PRFIN20080620_042512_000000362069_00348_32967_0056.N1 | 20-JUN-2008 04:25:12 | Bright | 35.500 | 127 | 27Bet Her | 2.7810 | 4700.0 | 71 | 32967 | No |
| 64 | GOM_NL__2PRFIN20080620_042808_000000382069_00348_32967_0057.N1 | 20-JUN-2008 04:28:08 | Bright | 37.500 | 133 | 40Zet Her | 2.8070 | 6000.0 | 75 | 32967 | No |
| 65 | GOM_NL__2PRFIN20080620_043443_000000362069_00348_32967_0058.N1 | 20-JUN-2008 04:34:43 | Bright | 35.500 | 130 | 23Bet Dra | 2.7990 | 5800.0 | 71 | 32967 | No |
| 66 | GOM_NL__2PRFIN20080620_043633_000000342069_00348_32967_0059.N1 | 20-JUN-2008 04:36:33 | Bright | 34.000 | 119 | 14Eta Dra | 2.7270 | 4700.0 | 68 | 32967 | No |
| 67 | GOM_NL__2PRFIN20080620_044013_000000372069_00348_32967_0060.N1 | 20-JUN-2008 04:40:13 | Bright | 37.000 | 60 | 7Bet UMi | 2.0810 | 3950.0 | 74 | 32967 | No |
| 68 | GOM_NL__2PRFIN20080620_044444_000000362069_00348_32967_0061.N1 | 20-JUN-2008 04:44:44 | Bright | 36.000 | 49 | 1Alp UMi | 1.9900 | 6300.0 | 72 | 32967 | No |
| 69 | GOM_NL__2PRFIN20080620_045159_000000612069_00348_32967_0062.N1 | 20-JUN-2008 04:51:59 | Bright | 61.000 | 76 | 27Gam Cas | 2.3000 | 30000. | 122 | 32967 | No |
| 70 | GOM_NL__2PRFIN20080620_045503_000000452069_00348_32967_0063.N1 | 20-JUN-2008 04:55:03 | Bright | 45.000 | 160 | 23Gam Per | 2.9300 | 4700.0 | 90 | 32967 | No |
| 71 | GOM_NL__2PRFIN20080620_045829_000000432069_00348_32967_0064.N1 | 20-JUN-2008 04:58:29 | Bright | 42.500 | 73 | 57Gam1And | 2.2600 | 13100. | 85 | 32967 | No |
| 72 | GOM_NL__2PRFIN20080620_050050_000000452069_00348_32967_0065.N1 | 20-JUN-2008 05:00:50 | Bright | 45.000 | 173 | 4Bet Tri | 3.0040 | 8900.0 | 90 | 32967 | No |
| 73 | GOM_NL__2PRFIN20080620_050435_000000522069_00348_32967_0066.N1 | 20-JUN-2008 05:04:35 | Twilight | 51.500 | 50 | 13Alp Ari | 2.0070 | 4250.0 | 103 | 32967 | No |
| 74 | GOM_NL__2PRFIN20080620_050922_000000472069_00348_32967_0067.N1 | 20-JUN-2008 05:09:22 | Dark | 47.000 | 94 | 92Alp Cet | 2.5260 | 3100.0 | 94 | 32967 | No |
| 75 | GOM_NL__2PRFIN20080620_052724_000000392069_00348_32967_0068.N1 | 20-JUN-2008 05:27:24 | Dark | 38.500 | 9 | Alp Eri | 0.45300 | 24000. | 77 | 32967 | No |
| 76 | GOM_NL__2PRFIN20080620_053333_000000392069_00349_32968_0077.N1 | 20-JUN-2008 05:33:33 | Dark | 39.000 | 63 | Bet Gru | 2.1500 | 2800.0 | 78 | 32968 | No |
| 77 | GOM_NL__2PRFIN20080620_053900_000000432069_00349_32968_0078.N1 | 20-JUN-2008 05:39:00 | Straylight | 42.500 | 45 | Alp Pav | 1.9400 | 26000. | 85 | 32968 | No |
| 78 | GOM_NL__2PRFIN20080620_054503_000000392069_00349_32968_0079.N1 | 20-JUN-2008 05:45:03 | Straylight | 38.500 | 147 | Alp Ara | 2.8770 | 26000. | 77 | 32968 | No |
| 79 | GOM_NL__2PRFIN20080620_054649_000000432069_00349_32968_0080.N1 | 20-JUN-2008 05:46:49 | Tw_i_and_stray | 42.500 | 40 | The Sco | 1.8590 | 7100.0 | 85 | 32968 | No |
| 80 | GOM_NL__2PRFIN20080620_054831_000000442069_00349_32968_0081.N1 | 20-JUN-2008 05:48:31 | Tw_i_and_stray | 43.500 | 25 | 35Lam Sco | 1.6200 | 28000. | 87 | 32968 | No |
| 81 | GOM_NL__2PRFIN20080620_054953_000000452069_00349_32968_0082.N1 | 20-JUN-2008 05:49:53 | Bright | 45.000 | 75 | 26Eps Sco | 2.2910 | 4250.0 | 90 | 32968 | No |
| 82 | GOM_NL__2PRFIN20080620_055456_000000382069_00349_32968_0083.N1 | 20-JUN-2008 05:54:56 | Bright | 37.500 | 86 | 35Eta Oph | 2.4300 | 10200. | 75 | 32968 | No |
| 83 | GOM_NL__2PRFIN20080620_055640_000000352069_00349_32968_0084.N1 | 20-JUN-2008 05:56:40 | Bright | 35.000 | 98 | 13Zet Oph | 2.5710 | 30000. | 70 | 32968 | No |
| 84 | GOM_NL__2PRFIN20080620_055846_000000362069_00349_32968_0085.N1 | 20-JUN-2008 05:58:46 | Bright | 35.500 | 120 | 1Del Oph | 2.7340 | 3200.0 | 71 | 32968 | No |
| 85 | GOM_NL__2PRFIN20080620_060109_000000402069_00349_32968_0086.N1 | 20-JUN-2008 06:01:09 | Bright | 40.000 | 126 | 60Bet Oph | 2.7700 | 4250.0 | 80 | 32968 | No |
| 86 | GOM_NL__2PRFIN20080620_060335_000000412069_00349_32968_0087.N1 | 20-JUN-2008 06:03:35 | Bright | 41.000 | 59 | 55Alp Oph | 2.0800 | 8900.0 | 82 | 32968 | No |
| 87 | GOM_NL__2PRFIN20080620_060548_000000342069_00349_32968_0088.N1 | 20-JUN-2008 06:05:48 | Bright | 34.000 | 127 | 27Bet Her | 2.7810 | 4700.0 | 68 | 32968 | No |
| 88 | GOM_NL__2PRFIN20080620_060844_000000352069_00349_32968_0089.N1 | 20-JUN-2008 06:08:44 | Bright | 35.000 | 133 | 40Zet Her | 2.8070 | 6000.0 | 70 | 32968 | No |
| 89 | GOM_NL__2PRFIN20080620_061519_000000402069_00349_32968_0090.N1 | 20-JUN-2008 06:15:19 | Bright | 39.500 | 130 | 23Bet Dra | 2.7990 | 5800.0 | 79 | 32968 | No |
| 90 | GOM_NL__2PRFIN20080620_061709_000000372069_00349_32968_0091.N1 | 20-JUN-2008 06:17:09 | Bright | 36.500 | 119 | 14Eta Dra | 2.7270 | 4700.0 | 73 | 32968 | No |
| 91 | GOM_NL__2PRFIN20080620_062049_000000362069_00349_32968_0092.N1 | 20-JUN-2008 06:20:49 | Bright | 35.500 | 60 | 7Bet UMi | 2.0810 | 3950.0 | 71 | 32968 | No |
| 92 | GOM_NL__2PRFIN20080620_062521_000000332069_00349_32968_0093.N1 | 20-JUN-2008 06:25:21 | Bright | 33.000 | 49 | 1Alp UMi | 1.9900 | 6300.0 | 66 | 32968 | No |
| 93 | GOM_NL__2PRFIN20080620_063235_000000602069_00349_32968_0094.N1 | 20-JUN-2008 06:32:35 | Bright | 59.500 | 76 | 27Gam Cas | 2.3000 | 30000. | 119 | 32968 | No |
| 94 | GOM_NL__2PRFIN20080620_063539_000000342069_00349_32968_0095.N1 | 20-JUN-2008 06:35:39 | Bright | 34.000 | 160 | 23Gam Per | 2.9300 | 4700.0 | 68 | 32968 | No |
| 95 | GOM_NL__2PRFIN20080620_063905_000000442069_00349_32968_0096.N1 | 20-JUN-2008 06:39:05 | Bright | 44.000 | 73 | 57Gam1And | 2.2600 | 13100. | 88 | 32968 | No |
| 96 | GOM_NL__2PRFIN20080620_064126_000000422069_00349_32968_0097.N1 | 20-JUN-2008 06:41:26 | Bright | 41.500 | 173 | 4Bet Tri | 3.0040 | 8900.0 | 83 | 32968 | No |
| 97 | GOM_NL__2PRFIN20080620_064511_000000502069_00349_32968_0098.N1 | 20-JUN-2008 06:45:11 | Twilight | 50.000 | 50 | 13Alp Ari | 2.0070 | 4250.0 | 100 | 32968 | No |
| 98 | GOM_NL__2PRFIN20080620_064959_000000392069_00349_32968_0099.N1 | 20-JUN-2008 06:49:59 | Dark | 39.000 | 94 | 92Alp Cet | 2.5260 | 3100.0 | 78 | 32968 | No |
| 99 | GOM_NL__2PRFIN20080620_070800_000000462069_00349_32968_0100.N1 | 20-JUN-2008 07:08:00 | Dark | 45.500 | 9 | Alp Eri | 0.45300 | 24000. | 91 | 32968 | No |
| 100 | GOM_NL__2PRFIN20080620_071410_000000392069_00350_32969_0101.N1 | 20-JUN-2008 07:14:10 | Dark | 39.000 | 63 | Bet Gru | 2.1500 | 2800.0 | 78 | 32969 | No |
| 101 | GOM_NL__2PRFIN20080620_071936_000000442069_00350_32969_0102.N1 | 20-JUN-2008 07:19:36 | Straylight | 44.000 | 45 | Alp Pav | 1.9400 | 26000. | 88 | 32969 | No |

| | | | | | | | | | | | |
|-----|--|----------------------|------------|--------|-----|-----------|---------|--------|-----|-------|----|
| 102 | GOM_NL__2PRFIN20080620_072539_000000402069_00350_32969_0103.N1 | 20-JUN-2008 07:25:39 | Straylight | 39.500 | 147 | Alp Ara | 2.8770 | 26000. | 79 | 32969 | No |
| 103 | GOM_NL__2PRFIN20080620_072725_000000422069_00350_32969_0104.N1 | 20-JUN-2008 07:27:25 | Twilight | 42.000 | 40 | The Sco | 1.8590 | 7100.0 | 84 | 32969 | No |
| 104 | GOM_NL__2PRFIN20080620_072907_000000432069_00350_32969_0105.N1 | 20-JUN-2008 07:29:07 | Twilight | 43.000 | 25 | 35Lam Sco | 1.6200 | 28000. | 86 | 32969 | No |
| 105 | GOM_NL__2PRFIN20080620_073030_000000432069_00350_32969_0106.N1 | 20-JUN-2008 07:30:30 | Bright | 43.000 | 75 | 26Eps Sco | 2.2910 | 4250.0 | 86 | 32969 | No |
| 106 | GOM_NL__2PRFIN20080620_073532_000000382069_00350_32969_0107.N1 | 20-JUN-2008 07:35:32 | Bright | 38.000 | 86 | 35Eta Oph | 2.4300 | 10200. | 76 | 32969 | No |
| 107 | GOM_NL__2PRFIN20080620_073716_000000352069_00350_32969_0108.N1 | 20-JUN-2008 07:37:16 | Bright | 34.500 | 98 | 13Zet Oph | 2.5710 | 30000. | 69 | 32969 | No |
| 108 | GOM_NL__2PRFIN20080620_073922_000000362069_00350_32969_0109.N1 | 20-JUN-2008 07:39:22 | Bright | 35.500 | 120 | 1Del Oph | 2.7340 | 3200.0 | 71 | 32969 | No |
| 109 | GOM_NL__2PRFIN20080620_074144_000000412069_00350_32969_0110.N1 | 20-JUN-2008 07:41:44 | Bright | 40.500 | 126 | 60Bet Oph | 2.7700 | 4250.0 | 81 | 32969 | No |
| 110 | GOM_NL__2PRFIN20080620_074411_000000422069_00350_32969_0111.N1 | 20-JUN-2008 07:44:11 | Bright | 41.500 | 59 | 55Alp Oph | 2.0800 | 8900.0 | 83 | 32969 | No |
| 111 | GOM_NL__2PRFIN20080620_074624_000000382069_00350_32969_0112.N1 | 20-JUN-2008 07:46:24 | Bright | 37.500 | 127 | 27Bet Her | 2.7810 | 4700.0 | 75 | 32969 | No |
| 112 | GOM_NL__2PRFIN20080620_074920_000000372069_00350_32969_0113.N1 | 20-JUN-2008 07:49:20 | Bright | 37.000 | 133 | 40Zet Her | 2.8070 | 6000.0 | 74 | 32969 | No |
| 113 | GOM_NL__2PRFIN20080620_075554_000000402069_00350_32969_0114.N1 | 20-JUN-2008 07:55:54 | Bright | 40.000 | 130 | 23Bet Dra | 2.7990 | 5800.0 | 80 | 32969 | No |
| 114 | GOM_NL__2PRFIN20080620_075745_000000362069_00350_32969_0115.N1 | 20-JUN-2008 07:57:45 | Bright | 35.500 | 119 | 14Eta Dra | 2.7270 | 4700.0 | 71 | 32969 | No |
| 115 | GOM_NL__2PRFIN20080620_080125_000000362069_00350_32969_0116.N1 | 20-JUN-2008 08:01:25 | Bright | 35.500 | 60 | 7Bet UMi | 2.0810 | 3950.0 | 71 | 32969 | No |
| 116 | GOM_NL__2PRFIN20080620_080556_000000342069_00350_32969_0117.N1 | 20-JUN-2008 08:05:56 | Bright | 34.000 | 49 | 1Alp UMi | 1.9900 | 6300.0 | 68 | 32969 | No |
| 117 | GOM_NL__2PRFIN20080620_081311_000000402069_00350_32969_0118.N1 | 20-JUN-2008 08:13:11 | Bright | 39.500 | 76 | 27Gam Cas | 2.3000 | 30000. | 79 | 32969 | No |
| 118 | GOM_NL__2PRFIN20080620_081615_000000342069_00350_32969_0119.N1 | 20-JUN-2008 08:16:15 | Bright | 34.000 | 160 | 23Gam Per | 2.9300 | 4700.0 | 68 | 32969 | No |
| 119 | GOM_NL__2PRFIN20080620_081941_000000422069_00350_32969_0120.N1 | 20-JUN-2008 08:19:41 | Bright | 41.500 | 73 | 57Gam1And | 2.2600 | 13100. | 83 | 32969 | No |
| 120 | GOM_NL__2PRFIN20080620_082202_000000442069_00350_32969_0121.N1 | 20-JUN-2008 08:22:02 | Bright | 43.500 | 173 | 4Bet Tri | 3.0040 | 8900.0 | 87 | 32969 | No |
| 121 | GOM_NL__2PRFIN20080620_082547_000000512069_00350_32969_0122.N1 | 20-JUN-2008 08:25:47 | Twilight | 50.500 | 50 | 13Alp Ari | 2.0070 | 4250.0 | 101 | 32969 | No |
| 122 | GOM_NL__2PRFIN20080620_083035_000000442069_00350_32969_0123.N1 | 20-JUN-2008 08:30:35 | Dark | 44.000 | 94 | 92Alp Cet | 2.5260 | 3100.0 | 88 | 32969 | No |
| 123 | GOM_NL__2PRFIN20080620_084836_000000432069_00350_32969_0124.N1 | 20-JUN-2008 08:48:36 | Dark | 43.000 | 9 | Alp Eri | 0.45300 | 24000. | 86 | 32969 | No |
| 124 | GOM_NL__2PRFIN20080620_085447_000000372069_00351_32970_0148.N1 | 20-JUN-2008 08:54:47 | Dark | 37.000 | 63 | Bet Gru | 2.1500 | 2800.0 | 74 | 32970 | No |
| 125 | GOM_NL__2PRFIN20080620_090013_000000432069_00351_32970_0149.N1 | 20-JUN-2008 09:00:13 | Straylight | 43.000 | 45 | Alp Pav | 1.9400 | 26000. | 86 | 32970 | No |
| 126 | GOM_NL__2PRFIN20080620_090616_000000392069_00351_32970_0150.N1 | 20-JUN-2008 09:06:16 | Straylight | 38.500 | 147 | Alp Ara | 2.8770 | 26000. | 77 | 32970 | No |
| 127 | GOM_NL__2PRFIN20080620_090802_000000412069_00351_32970_0151.N1 | 20-JUN-2008 09:08:02 | Twilight | 40.500 | 40 | The Sco | 1.8590 | 7100.0 | 81 | 32970 | No |
| 128 | GOM_NL__2PRFIN20080620_090943_000000412069_00351_32970_0152.N1 | 20-JUN-2008 09:09:43 | Twilight | 41.000 | 25 | 35Lam Sco | 1.6200 | 28000. | 82 | 32970 | No |
| 129 | GOM_NL__2PRFIN20080620_091106_000000492069_00351_32970_0153.N1 | 20-JUN-2008 09:11:06 | Bright | 48.500 | 75 | 26Eps Sco | 2.2910 | 4250.0 | 97 | 32970 | No |
| 130 | GOM_NL__2PRFIN20080620_091609_000000382069_00351_32970_0154.N1 | 20-JUN-2008 09:16:09 | Bright | 38.000 | 86 | 35Eta Oph | 2.4300 | 10200. | 76 | 32970 | No |
| 131 | GOM_NL__2PRFIN20080620_091752_000000422069_00351_32970_0155.N1 | 20-JUN-2008 09:17:52 | Bright | 41.500 | 98 | 13Zet Oph | 2.5710 | 30000. | 83 | 32970 | No |
| 132 | GOM_NL__2PRFIN20080620_091958_000000362069_00351_32970_0156.N1 | 20-JUN-2008 09:19:58 | Bright | 35.500 | 120 | 1Del Oph | 2.7340 | 3200.0 | 71 | 32970 | No |
| 133 | GOM_NL__2PRFIN20080620_092220_000000412069_00351_32970_0157.N1 | 20-JUN-2008 09:22:20 | Bright | 41.000 | 126 | 60Bet Oph | 2.7700 | 4250.0 | 82 | 32970 | No |
| 134 | GOM_NL__2PRFIN20080620_092447_000000412069_00351_32970_0158.N1 | 20-JUN-2008 09:24:47 | Bright | 40.500 | 59 | 55Alp Oph | 2.0800 | 8900.0 | 81 | 32970 | No |
| 135 | GOM_NL__2PRFIN20080620_092700_000000352069_00351_32970_0159.N1 | 20-JUN-2008 09:27:00 | Bright | 35.000 | 127 | 27Bet Her | 2.7810 | 4700.0 | 70 | 32970 | No |
| 136 | GOM_NL__2PRFIN20080620_092956_000000372069_00351_32970_0160.N1 | 20-JUN-2008 09:29:56 | Bright | 37.000 | 133 | 40Zet Her | 2.8070 | 6000.0 | 74 | 32970 | No |
| 137 | GOM_NL__2PRFIN20080620_093630_000000392069_00351_32970_0161.N1 | 20-JUN-2008 09:36:30 | Bright | 38.500 | 130 | 23Bet Dra | 2.7990 | 5800.0 | 77 | 32970 | No |
| 138 | GOM_NL__2PRFIN20080620_093821_000000362069_00351_32970_0162.N1 | 20-JUN-2008 09:38:21 | Bright | 36.000 | 119 | 14Eta Dra | 2.7270 | 4700.0 | 72 | 32970 | No |
| 139 | GOM_NL__2PRFIN20080620_094201_000000372069_00351_32970_0163.N1 | 20-JUN-2008 09:42:01 | Bright | 36.500 | 60 | 7Bet UMi | 2.0810 | 3950.0 | 73 | 32970 | No |
| 140 | GOM_NL__2PRFIN20080620_094632_000000362069_00351_32970_0164.N1 | 20-JUN-2008 09:46:32 | Bright | 36.000 | 49 | 1Alp UMi | 1.9900 | 6300.0 | 72 | 32970 | No |
| 141 | GOM_NL__2PRFIN20080620_095346_000000402069_00351_32970_0165.N1 | 20-JUN-2008 09:53:46 | Bright | 40.000 | 76 | 27Gam Cas | 2.3000 | 30000. | 80 | 32970 | No |
| 142 | GOM_NL__2PRFIN20080620_095651_000000532069_00351_32970_0166.N1 | 20-JUN-2008 09:56:51 | Bright | 53.000 | 160 | 23Gam Per | 2.9300 | 4700.0 | 106 | 32970 | No |
| 143 | GOM_NL__2PRFIN20080620_100238_000000452069_00351_32970_0167.N1 | 20-JUN-2008 10:02:38 | Bright | 45.000 | 173 | 4Bet Tri | 3.0040 | 8900.0 | 90 | 32970 | No |
| 144 | GOM_NL__2PRFIN20080620_100623_000000402069_00351_32970_0168.N1 | 20-JUN-2008 10:06:23 | Twilight | 40.000 | 50 | 13Alp Ari | 2.0070 | 4250.0 | 80 | 32970 | No |
| 145 | GOM_NL__2PRFIN20080620_101111_000000462069_00351_32970_0169.N1 | 20-JUN-2008 10:11:11 | Dark | 45.500 | 94 | 92Alp Cet | 2.5260 | 3100.0 | 91 | 32970 | No |
| 146 | GOM_NL__2PRFIN20080620_102913_000000492069_00351_32970_0170.N1 | 20-JUN-2008 10:29:13 | Dark | 49.000 | 9 | Alp Eri | 0.45300 | 24000. | 98 | 32970 | No |
| 147 | GOM_NL__2PRFIN20080620_103524_000000372069_00352_32971_0159.N1 | 20-JUN-2008 10:35:24 | Dark | 37.000 | 63 | Bet Gru | 2.1500 | 2800.0 | 74 | 32971 | No |
| 148 | GOM_NL__2PRFIN20080620_104049_000000422069_00352_32971_0160.N1 | 20-JUN-2008 10:40:49 | Straylight | 42.000 | 45 | Alp Pav | 1.9400 | 26000. | 84 | 32971 | No |
| 149 | GOM_NL__2PRFIN20080620_104652_000000392069_00352_32971_0161.N1 | 20-JUN-2008 10:46:52 | Straylight | 38.500 | 147 | Alp Ara | 2.8770 | 26000. | 77 | 32971 | No |
| 150 | GOM_NL__2PRFIN20080620_104838_000000412069_00352_32971_0162.N1 | 20-JUN-2008 10:48:38 | Twilight | 40.500 | 40 | The Sco | 1.8590 | 7100.0 | 81 | 32971 | No |
| 151 | GOM_NL__2PRFIN20080620_105019_000000422069_00352_32971_0163.N1 | 20-JUN-2008 10:50:19 | Twilight | 42.000 | 25 | 35Lam Sco | 1.6200 | 28000. | 84 | 32971 | No |
| 152 | GOM_NL__2PRFIN20080620_105142_000000522069_00352_32971_0164.N1 | 20-JUN-2008 10:51:42 | Bright | 52.000 | 75 | 26Eps Sco | 2.2910 | 4250.0 | 104 | 32971 | No |
| 153 | GOM_NL__2PRFIN20080620_105644_000000382069_00352_32971_0165.N1 | 20-JUN-2008 10:56:44 | Bright | 38.000 | 86 | 35Eta Oph | 2.4300 | 10200. | 76 | 32971 | No |
| 154 | GOM_NL__2PRFIN20080620_105828_000000352069_00352_32971_0166.N1 | 20-JUN-2008 10:58:28 | Bright | 35.000 | 98 | 13Zet Oph | 2.5710 | 30000. | 70 | 32971 | No |
| 155 | GOM_NL__2PRFIN20080620_110034_000000362069_00352_32971_0167.N1 | 20-JUN-2008 11:00:34 | Bright | 35.500 | 120 | 1Del Oph | 2.7340 | 3200.0 | 71 | 32971 | No |
| 156 | GOM_NL__2PRFIN20080620_110256_000000402069_00352_32971_0168.N1 | 20-JUN-2008 11:02:56 | Bright | 40.000 | 126 | 60Bet Oph | 2.7700 | 4250.0 | 80 | 32971 | No |
| 157 | GOM_NL__2PRFIN20080620_110522_000000392069_00352_32971_0169.N1 | 20-JUN-2008 11:05:22 | Bright | 39.000 | 59 | 55Alp Oph | 2.0800 | 8900.0 | 78 | 32971 | No |
| 158 | GOM_NL__2PRFIN20080620_110736_000000372069_00352_32971_0170.N1 | 20-JUN-2008 11:07:36 | Bright | 37.000 | 127 | 27Bet Her | 2.7810 | 4700.0 | 74 | 32971 | No |
| 159 | GOM_NL__2PRFIN20080620_111032_000000382069_00352_32971_0171.N1 | 20-JUN-2008 11:10:32 | Bright | 37.500 | 133 | 40Zet Her | 2.8070 | 6000.0 | 75 | 32971 | No |
| 160 | GOM_NL__2PRFIN20080620_111705_000000402069_00352_32971_0172.N1 | 20-JUN-2008 11:17:05 | Bright | 39.500 | 130 | 23Bet Dra | 2.7990 | 5800.0 | 79 | 32971 | No |

| | | | | | | | | | | | |
|-----|--|----------------------|---------------|--------|-----|-----------|---------|--------|-----|-------|----|
| 161 | GOM_NL__2PRFIN20080620_111857_000000372069_00352_32971_0173.N1 | 20-JUN-2008 11:18:57 | Bright | 36.500 | 119 | 14Eta Dra | 2.7270 | 4700.0 | 73 | 32971 | No |
| 162 | GOM_NL__2PRFIN20080620_112237_000000362069_00352_32971_0174.N1 | 20-JUN-2008 11:22:37 | Bright | 35.500 | 60 | 7Bet UMi | 2.0810 | 3950.0 | 71 | 32971 | No |
| 163 | GOM_NL__2PRFIN20080620_112708_000000362069_00352_32971_0175.N1 | 20-JUN-2008 11:27:08 | Bright | 36.000 | 49 | 1Alp UMi | 1.9900 | 6300.0 | 72 | 32971 | No |
| 164 | GOM_NL__2PRFIN20080620_113422_000000522069_00352_32971_0176.N1 | 20-JUN-2008 11:34:22 | Bright | 51.500 | 76 | 27Gam Cas | 2.3000 | 30000. | 103 | 32971 | No |
| 165 | GOM_NL__2PRFIN20080620_113727_000000532069_00352_32971_0177.N1 | 20-JUN-2008 11:37:27 | Bright | 53.000 | 160 | 23Gam Per | 2.9300 | 4700.0 | 106 | 32971 | No |
| 166 | GOM_NL__2PRFIN20080620_114314_000000442069_00352_32971_0178.N1 | 20-JUN-2008 11:43:14 | Bright | 44.000 | 173 | 4Bet Tri | 3.0040 | 8900.0 | 88 | 32971 | No |
| 167 | GOM_NL__2PRFIN20080620_114659_000000532069_00352_32971_0179.N1 | 20-JUN-2008 11:46:59 | Twilight | 53.000 | 50 | 13Alp Ari | 2.0070 | 4250.0 | 106 | 32971 | No |
| 168 | GOM_NL__2PRFIN20080620_115147_000000462069_00352_32971_0180.N1 | 20-JUN-2008 11:51:47 | Dark | 46.000 | 94 | 92Alp Cet | 2.5260 | 3100.0 | 92 | 32971 | No |
| 169 | GOM_NL__2PRFIN20080620_120949_000000472069_00352_32971_0181.N1 | 20-JUN-2008 12:09:49 | Dark | 46.500 | 9 | Alp Eri | 0.45300 | 24000. | 93 | 32971 | No |
| 170 | GOM_NL__2PRFIN20080620_121601_000000362069_00353_32972_0204.N1 | 20-JUN-2008 12:16:01 | Dark | 36.000 | 63 | Bet Gru | 2.1500 | 2800.0 | 72 | 32972 | No |
| 171 | GOM_NL__2PRFIN20080620_122126_000000412069_00353_32972_0205.N1 | 20-JUN-2008 12:21:26 | Straylight | 41.000 | 45 | Alp Pav | 1.9400 | 26000. | 82 | 32972 | No |
| 172 | GOM_NL__2PRFIN20080620_122728_000000382069_00353_32972_0206.N1 | 20-JUN-2008 12:27:28 | Straylight | 38.000 | 147 | Alp Ara | 2.8770 | 26000. | 76 | 32972 | No |
| 173 | GOM_NL__2PRFIN20080620_122914_000000422069_00353_32972_0207.N1 | 20-JUN-2008 12:29:14 | Twi_and_stray | 41.500 | 40 | The Sco | 1.8590 | 7100.0 | 83 | 32972 | No |
| 174 | GOM_NL__2PRFIN20080620_123056_000000442069_00353_32972_0208.N1 | 20-JUN-2008 12:30:56 | Twi_and_stray | 43.500 | 25 | 35Lam Sco | 1.6200 | 28000. | 87 | 32972 | No |
| 175 | GOM_NL__2PRFIN20080620_123218_000000402069_00353_32972_0209.N1 | 20-JUN-2008 12:32:18 | Bright | 40.000 | 75 | 26Eps Sco | 2.2910 | 4250.0 | 80 | 32972 | No |
| 176 | GOM_NL__2PRFIN20080620_123721_000000382069_00353_32972_0210.N1 | 20-JUN-2008 12:37:21 | Bright | 37.500 | 86 | 35Eta Oph | 2.4300 | 10200. | 75 | 32972 | No |
| 177 | GOM_NL__2PRFIN20080620_123904_000000362069_00353_32972_0211.N1 | 20-JUN-2008 12:39:04 | Bright | 36.000 | 98 | 13Zet Oph | 2.5710 | 30000. | 72 | 32972 | No |
| 178 | GOM_NL__2PRFIN20080620_124110_000000362069_00353_32972_0212.N1 | 20-JUN-2008 12:41:10 | Bright | 35.500 | 120 | 1Del Oph | 2.7340 | 3200.0 | 71 | 32972 | No |
| 179 | GOM_NL__2PRFIN20080620_124332_000000602069_00353_32972_0213.N1 | 20-JUN-2008 12:43:32 | Bright | 60.000 | 126 | 60Bet Oph | 2.7700 | 4250.0 | 120 | 32972 | No |
| 180 | GOM_NL__2PRFIN20080620_124558_000000422069_00353_32972_0214.N1 | 20-JUN-2008 12:45:58 | Bright | 42.000 | 59 | 55Alp Oph | 2.0800 | 8900.0 | 84 | 32972 | No |
| 181 | GOM_NL__2PRFIN20080620_124812_000000352069_00353_32972_0215.N1 | 20-JUN-2008 12:48:12 | Bright | 34.500 | 127 | 27Bet Her | 2.7810 | 4700.0 | 69 | 32972 | No |
| 182 | GOM_NL__2PRFIN20080620_125108_000000362069_00353_32972_0216.N1 | 20-JUN-2008 12:51:08 | Bright | 35.500 | 133 | 40Zet Her | 2.8070 | 6000.0 | 71 | 32972 | No |
| 183 | GOM_NL__2PRFIN20080620_125741_000000392069_00353_32972_0217.N1 | 20-JUN-2008 12:57:41 | Bright | 38.500 | 130 | 23Bet Dra | 2.7990 | 5800.0 | 77 | 32972 | No |
| 184 | GOM_NL__2PRFIN20080620_125932_000000372069_00353_32972_0218.N1 | 20-JUN-2008 12:59:32 | Bright | 36.500 | 119 | 14Eta Dra | 2.7270 | 4700.0 | 73 | 32972 | No |
| 185 | GOM_NL__2PRFIN20080620_130313_000000362069_00353_32972_0219.N1 | 20-JUN-2008 13:03:13 | Bright | 36.000 | 60 | 7Bet UMi | 2.0810 | 3950.0 | 72 | 32972 | No |
| 186 | GOM_NL__2PRFIN20080620_130744_000000342069_00353_32972_0220.N1 | 20-JUN-2008 13:07:44 | Bright | 33.500 | 49 | 1Alp UMi | 1.9900 | 6300.0 | 67 | 32972 | No |
| 187 | GOM_NL__2PRFIN20080620_131458_000000492069_00353_32972_0221.N1 | 20-JUN-2008 13:14:58 | Bright | 48.500 | 76 | 27Gam Cas | 2.3000 | 30000. | 97 | 32972 | No |
| 188 | GOM_NL__2PRFIN20080620_131803_000000532069_00353_32972_0222.N1 | 20-JUN-2008 13:18:03 | Bright | 53.000 | 160 | 23Gam Per | 2.9300 | 4700.0 | 106 | 32972 | No |
| 189 | GOM_NL__2PRFIN20080620_132129_000000422069_00353_32972_0223.N1 | 20-JUN-2008 13:21:29 | Bright | 42.000 | 73 | 57Gam1And | 2.2600 | 13100. | 84 | 32972 | No |
| 190 | GOM_NL__2PRFIN20080620_132350_000000422069_00353_32972_0224.N1 | 20-JUN-2008 13:23:50 | Bright | 42.000 | 173 | 4Bet Tri | 3.0040 | 8900.0 | 84 | 32972 | No |
| 191 | GOM_NL__2PRFIN20080620_132735_000000522069_00353_32972_0225.N1 | 20-JUN-2008 13:27:35 | Twilight | 52.000 | 50 | 13Alp Ari | 2.0070 | 4250.0 | 104 | 32972 | No |
| 192 | GOM_NL__2PRFIN20080620_133224_000000462069_00353_32972_0226.N1 | 20-JUN-2008 13:32:24 | Dark | 45.500 | 94 | 92Alp Cet | 2.5260 | 3100.0 | 91 | 32972 | No |
| 193 | GOM_NL__2PRFIN20080620_135025_000000472069_00353_32972_0227.N1 | 20-JUN-2008 13:50:25 | Dark | 46.500 | 9 | Alp Eri | 0.45300 | 24000. | 93 | 32972 | No |
| 194 | GOM_NL__2PRFIN20080620_135637_000000362069_00354_32973_0228.N1 | 20-JUN-2008 13:56:37 | Dark | 36.000 | 63 | Bet Gru | 2.1500 | 2800.0 | 72 | 32973 | No |
| 195 | GOM_NL__2PRFIN20080620_140202_000000422069_00354_32973_0229.N1 | 20-JUN-2008 14:02:02 | Straylight | 41.500 | 45 | Alp Pav | 1.9400 | 26000. | 83 | 32973 | No |
| 196 | GOM_NL__2PRFIN20080620_140804_000000372069_00354_32973_0230.N1 | 20-JUN-2008 14:08:04 | Straylight | 37.000 | 147 | Alp Ara | 2.8770 | 26000. | 74 | 32973 | No |
| 197 | GOM_NL__2PRFIN20080620_140950_000000412069_00354_32973_0231.N1 | 20-JUN-2008 14:09:50 | Twi_and_stray | 41.000 | 40 | The Sco | 1.8590 | 7100.0 | 82 | 32973 | No |
| 198 | GOM_NL__2PRFIN20080620_141132_000000412069_00354_32973_0232.N1 | 20-JUN-2008 14:11:32 | Twi_and_stray | 40.500 | 25 | 35Lam Sco | 1.6200 | 28000. | 81 | 32973 | No |
| 199 | GOM_NL__2PRFIN20080620_141254_000000492069_00354_32973_0233.N1 | 20-JUN-2008 14:12:54 | Bright | 48.500 | 75 | 26Eps Sco | 2.2910 | 4250.0 | 97 | 32973 | No |
| 200 | GOM_NL__2PRFIN20080620_141757_000000382069_00354_32973_0234.N1 | 20-JUN-2008 14:17:57 | Bright | 38.000 | 86 | 35Eta Oph | 2.4300 | 10200. | 76 | 32973 | No |
| 201 | GOM_NL__2PRFIN20080620_141940_000000352069_00354_32973_0235.N1 | 20-JUN-2008 14:19:40 | Bright | 35.000 | 98 | 13Zet Oph | 2.5710 | 30000. | 70 | 32973 | No |
| 202 | GOM_NL__2PRFIN20080620_142146_000000352069_00354_32973_0236.N1 | 20-JUN-2008 14:21:46 | Bright | 35.000 | 120 | 1Del Oph | 2.7340 | 3200.0 | 70 | 32973 | No |
| 203 | GOM_NL__2PRFIN20080620_142407_000000402069_00354_32973_0237.N1 | 20-JUN-2008 14:24:07 | Bright | 40.000 | 126 | 60Bet Oph | 2.7700 | 4250.0 | 80 | 32973 | No |
| 204 | GOM_NL__2PRFIN20080620_142634_000000592069_00354_32973_0238.N1 | 20-JUN-2008 14:26:34 | Bright | 59.000 | 59 | 55Alp Oph | 2.0800 | 8900.0 | 118 | 32973 | No |
| 205 | GOM_NL__2PRFIN20080620_142848_000000372069_00354_32973_0239.N1 | 20-JUN-2008 14:28:48 | Bright | 37.000 | 127 | 27Bet Her | 2.7810 | 4700.0 | 74 | 32973 | No |
| 206 | GOM_NL__2PRFIN20080620_143143_000000372069_00354_32973_0240.N1 | 20-JUN-2008 14:31:43 | Bright | 37.000 | 133 | 40Zet Her | 2.8070 | 6000.0 | 74 | 32973 | No |
| 207 | GOM_NL__2PRFIN20080620_143817_000000402069_00354_32973_0241.N1 | 20-JUN-2008 14:38:17 | Bright | 39.500 | 130 | 23Bet Dra | 2.7990 | 5800.0 | 79 | 32973 | No |
| 208 | GOM_NL__2PRFIN20080620_144008_000000362069_00354_32973_0242.N1 | 20-JUN-2008 14:40:08 | Bright | 36.000 | 119 | 14Eta Dra | 2.7270 | 4700.0 | 72 | 32973 | No |
| 209 | GOM_NL__2PRFIN20080620_144349_000000382069_00354_32973_0243.N1 | 20-JUN-2008 14:43:49 | Bright | 38.000 | 60 | 7Bet UMi | 2.0810 | 3950.0 | 76 | 32973 | No |
| 210 | GOM_NL__2PRFIN20080620_144820_000000342069_00354_32973_0244.N1 | 20-JUN-2008 14:48:20 | Bright | 34.000 | 49 | 1Alp UMi | 1.9900 | 6300.0 | 68 | 32973 | No |
| 211 | GOM_NL__2PRFIN20080620_145533_000000422069_00354_32973_0245.N1 | 20-JUN-2008 14:55:33 | Bright | 41.500 | 76 | 27Gam Cas | 2.3000 | 30000. | 83 | 32973 | No |
| 212 | GOM_NL__2PRFIN20080620_145839_000000532069_00354_32973_0246.N1 | 20-JUN-2008 14:58:39 | Bright | 53.000 | 160 | 23Gam Per | 2.9300 | 4700.0 | 106 | 32973 | No |
| 213 | GOM_NL__2PRFIN20080620_150205_000000432069_00354_32973_0247.N1 | 20-JUN-2008 15:02:05 | Bright | 42.500 | 73 | 57Gam1And | 2.2600 | 13100. | 85 | 32973 | No |
| 214 | GOM_NL__2PRFIN20080620_150427_000000442069_00354_32973_0248.N1 | 20-JUN-2008 15:04:27 | Bright | 43.500 | 173 | 4Bet Tri | 3.0040 | 8900.0 | 87 | 32973 | No |
| 215 | GOM_NL__2PRFIN20080620_150812_000000522069_00354_32973_0249.N1 | 20-JUN-2008 15:08:12 | Twilight | 52.000 | 50 | 13Alp Ari | 2.0070 | 4250.0 | 104 | 32973 | No |
| 216 | GOM_NL__2PRFIN20080620_151300_000000442069_00354_32973_0250.N1 | 20-JUN-2008 15:13:00 | Dark | 44.000 | 94 | 92Alp Cet | 2.5260 | 3100.0 | 88 | 32973 | No |
| 217 | GOM_NL__2PRFIN20080620_153101_000000512069_00354_32973_0251.N1 | 20-JUN-2008 15:31:01 | Dark | 50.500 | 9 | Alp Eri | 0.45300 | 24000. | 101 | 32973 | No |
| 218 | GOM_NL__2PRFIN20080620_153714_000000342069_00355_32974_0251.N1 | 20-JUN-2008 15:37:14 | Dark | 34.000 | 63 | Bet Gru | 2.1500 | 2800.0 | 68 | 32974 | No |
| 219 | GOM_NL__2PRFIN20080620_154239_000000422069_00355_32974_0252.N1 | 20-JUN-2008 15:42:39 | Straylight | 41.500 | 45 | Alp Pav | 1.9400 | 26000. | 83 | 32974 | No |

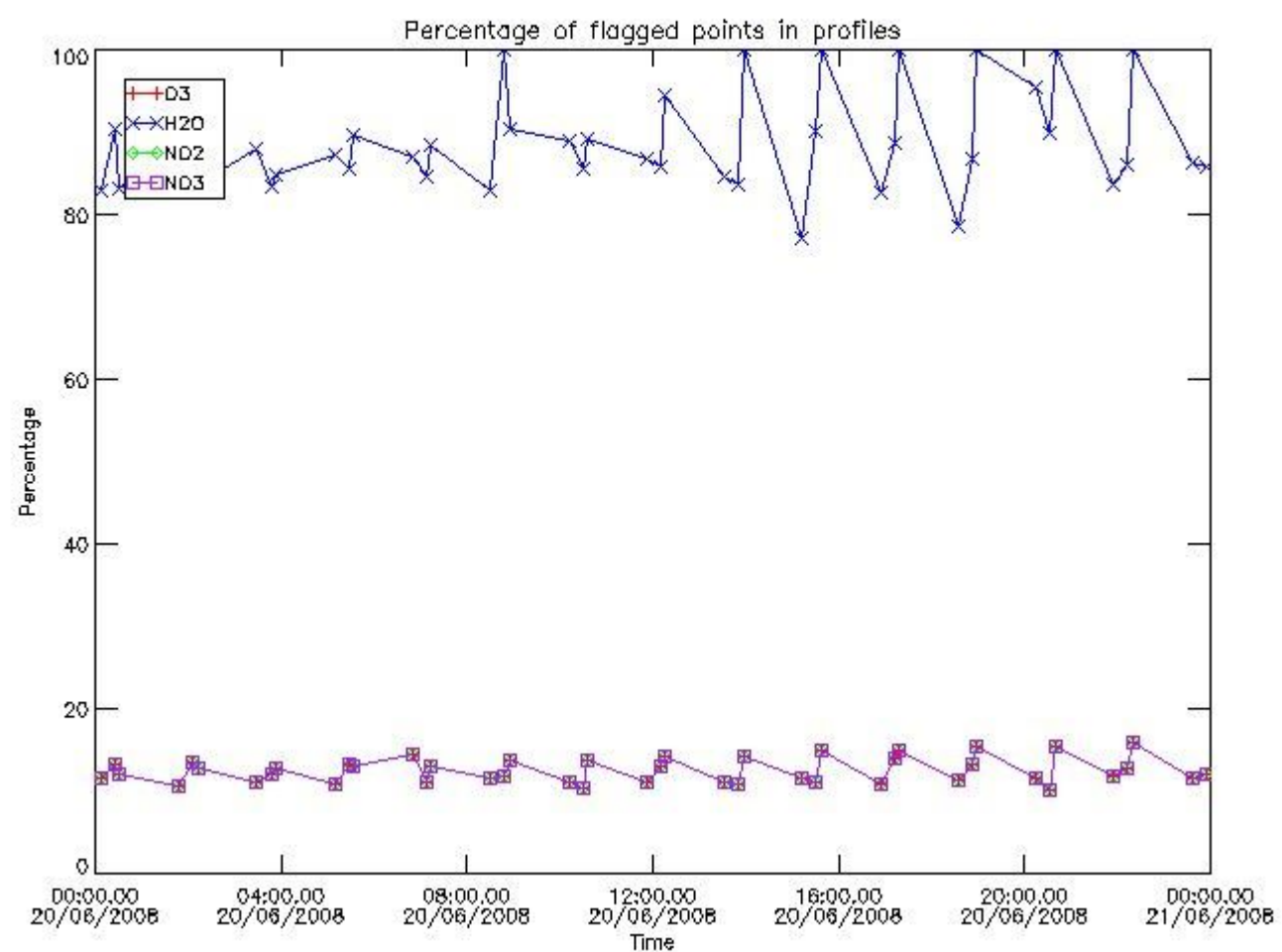
| | | | | | | | | | | | |
|-----|--|----------------------|------------|--------|-----|-----------|---------|--------|-----|-------|----|
| 220 | GOM_NL__2PRFIN20080620_154840_000000382069_00355_32974_0253.N1 | 20-JUN-2008 15:48:40 | Straylight | 37.500 | 147 | Alp Ara | 2.8770 | 26000. | 75 | 32974 | No |
| 221 | GOM_NL__2PRFIN20080620_155026_000000412069_00355_32974_0254.N1 | 20-JUN-2008 15:50:26 | Twilight | 41.000 | 40 | The Sco | 1.8590 | 7100.0 | 82 | 32974 | No |
| 222 | GOM_NL__2PRFIN20080620_155208_000000442069_00355_32974_0255.N1 | 20-JUN-2008 15:52:08 | Twilight | 43.500 | 25 | 35Lam Sco | 1.6200 | 28000. | 87 | 32974 | No |
| 223 | GOM_NL__2PRFIN20080620_155330_000000452069_00355_32974_0256.N1 | 20-JUN-2008 15:53:30 | Bright | 44.500 | 75 | 26Eps Sco | 2.2910 | 4250.0 | 89 | 32974 | No |
| 224 | GOM_NL__2PRFIN20080620_155833_000000382069_00355_32974_0257.N1 | 20-JUN-2008 15:58:33 | Bright | 37.500 | 86 | 35Eta Oph | 2.4300 | 10200. | 75 | 32974 | No |
| 225 | GOM_NL__2PRFIN20080620_160016_000000372069_00355_32974_0258.N1 | 20-JUN-2008 16:00:16 | Bright | 36.500 | 98 | 13Zet Oph | 2.5710 | 30000. | 73 | 32974 | No |
| 226 | GOM_NL__2PRFIN20080620_160222_000000362069_00355_32974_0259.N1 | 20-JUN-2008 16:02:22 | Bright | 35.500 | 120 | 1Del Oph | 2.7340 | 3200.0 | 71 | 32974 | No |
| 227 | GOM_NL__2PRFIN20080620_160443_000000572069_00355_32974_0260.N1 | 20-JUN-2008 16:04:43 | Bright | 56.500 | 126 | 60Bet Oph | 2.7700 | 4250.0 | 113 | 32974 | No |
| 228 | GOM_NL__2PRFIN20080620_160709_000000402069_00355_32974_0261.N1 | 20-JUN-2008 16:07:09 | Bright | 40.000 | 59 | 55Alp Oph | 2.0800 | 8900.0 | 80 | 32974 | No |
| 229 | GOM_NL__2PRFIN20080620_160924_000000372069_00355_32974_0262.N1 | 20-JUN-2008 16:09:24 | Bright | 37.000 | 127 | 27Bet Her | 2.7810 | 4700.0 | 74 | 32974 | No |
| 230 | GOM_NL__2PRFIN20080620_161219_000000372069_00355_32974_0263.N1 | 20-JUN-2008 16:12:19 | Bright | 37.000 | 133 | 40Zet Her | 2.8070 | 6000.0 | 74 | 32974 | No |
| 231 | GOM_NL__2PRFIN20080620_161852_000000402069_00355_32974_0264.N1 | 20-JUN-2008 16:18:52 | Bright | 39.500 | 130 | 23Bet Dra | 2.7990 | 5800.0 | 79 | 32974 | No |
| 232 | GOM_NL__2PRFIN20080620_162044_000000382069_00355_32974_0265.N1 | 20-JUN-2008 16:20:44 | Bright | 37.500 | 119 | 14Eta Dra | 2.7270 | 4700.0 | 75 | 32974 | No |
| 233 | GOM_NL__2PRFIN20080620_162425_000000362069_00355_32974_0266.N1 | 20-JUN-2008 16:24:25 | Bright | 35.500 | 60 | 7Bet UMi | 2.0810 | 3950.0 | 71 | 32974 | No |
| 234 | GOM_NL__2PRFIN20080620_162856_000000342069_00355_32974_0267.N1 | 20-JUN-2008 16:28:56 | Bright | 34.000 | 49 | 1Alp UMi | 1.9900 | 6300.0 | 68 | 32974 | No |
| 235 | GOM_NL__2PRFIN20080620_163609_000000402069_00355_32974_0268.N1 | 20-JUN-2008 16:36:09 | Bright | 39.500 | 76 | 27Gam Cas | 2.3000 | 30000. | 79 | 32974 | No |
| 236 | GOM_NL__2PRFIN20080620_163914_000000422069_00355_32974_0269.N1 | 20-JUN-2008 16:39:14 | Bright | 42.000 | 160 | 23Gam Per | 2.9300 | 4700.0 | 84 | 32974 | No |
| 237 | GOM_NL__2PRFIN20080620_164241_000000432069_00355_32974_0270.N1 | 20-JUN-2008 16:42:41 | Bright | 43.000 | 73 | 57Gam1And | 2.2600 | 13100. | 86 | 32974 | No |
| 238 | GOM_NL__2PRFIN20080620_164503_000000452069_00355_32974_0271.N1 | 20-JUN-2008 16:45:03 | Bright | 45.000 | 173 | 4Bet Tri | 3.0040 | 8900.0 | 90 | 32974 | No |
| 239 | GOM_NL__2PRFIN20080620_164848_000000532069_00355_32974_0272.N1 | 20-JUN-2008 16:48:48 | Twilight | 52.500 | 50 | 13Alp Ari | 2.0070 | 4250.0 | 105 | 32974 | No |
| 240 | GOM_NL__2PRFIN20080620_165336_000000472069_00355_32974_0273.N1 | 20-JUN-2008 16:53:36 | Dark | 46.500 | 94 | 92Alp Cet | 2.5260 | 3100.0 | 93 | 32974 | No |
| 241 | GOM_NL__2PRFIN20080620_171138_000000402069_00355_32974_0274.N1 | 20-JUN-2008 17:11:38 | Dark | 40.000 | 9 | Alp Eri | 0.45300 | 24000. | 80 | 32974 | No |
| 242 | GOM_NL__2PRFIN20080620_171751_000000342069_00356_32975_0272.N1 | 20-JUN-2008 17:17:51 | Dark | 34.000 | 63 | Bet Gru | 2.1500 | 2800.0 | 68 | 32975 | No |
| 243 | GOM_NL__2PRFIN20080620_172315_000000412069_00356_32975_0273.N1 | 20-JUN-2008 17:23:15 | Straylight | 41.000 | 45 | Alp Pav | 1.9400 | 26000. | 82 | 32975 | No |
| 244 | GOM_NL__2PRFIN20080620_172917_000000382069_00356_32975_0274.N1 | 20-JUN-2008 17:29:17 | Straylight | 37.500 | 147 | Alp Ara | 2.8770 | 26000. | 75 | 32975 | No |
| 245 | GOM_NL__2PRFIN20080620_173103_000000442069_00356_32975_0275.N1 | 20-JUN-2008 17:31:03 | Twilight | 44.000 | 40 | The Sco | 1.8590 | 7100.0 | 88 | 32975 | No |
| 246 | GOM_NL__2PRFIN20080620_173244_000000422069_00356_32975_0276.N1 | 20-JUN-2008 17:32:44 | Twilight | 42.000 | 25 | 35Lam Sco | 1.6200 | 28000. | 84 | 32975 | No |
| 247 | GOM_NL__2PRFIN20080620_173406_000000412069_00356_32975_0277.N1 | 20-JUN-2008 17:34:06 | Bright | 41.000 | 75 | 26Eps Sco | 2.2910 | 4250.0 | 82 | 32975 | No |
| 248 | GOM_NL__2PRFIN20080620_173909_000000382069_00356_32975_0278.N1 | 20-JUN-2008 17:39:09 | Bright | 37.500 | 86 | 35Eta Oph | 2.4300 | 10200. | 75 | 32975 | No |
| 249 | GOM_NL__2PRFIN20080620_174052_000000372069_00356_32975_0279.N1 | 20-JUN-2008 17:40:52 | Bright | 36.500 | 98 | 13Zet Oph | 2.5710 | 30000. | 73 | 32975 | No |
| 250 | GOM_NL__2PRFIN20080620_174259_000000362069_00356_32975_0280.N1 | 20-JUN-2008 17:42:59 | Bright | 35.500 | 120 | 1Del Oph | 2.7340 | 3200.0 | 71 | 32975 | No |
| 251 | GOM_NL__2PRFIN20080620_174519_000000412069_00356_32975_0281.N1 | 20-JUN-2008 17:45:19 | Bright | 41.000 | 126 | 60Bet Oph | 2.7700 | 4250.0 | 82 | 32975 | No |
| 252 | GOM_NL__2PRFIN20080620_174745_000000412069_00356_32975_0282.N1 | 20-JUN-2008 17:47:45 | Bright | 40.500 | 59 | 55Alp Oph | 2.0800 | 8900.0 | 81 | 32975 | No |
| 253 | GOM_NL__2PRFIN20080620_175000_000000362069_00356_32975_0283.N1 | 20-JUN-2008 17:50:00 | Bright | 36.000 | 127 | 27Bet Her | 2.7810 | 4700.0 | 72 | 32975 | No |
| 254 | GOM_NL__2PRFIN20080620_175255_000000372069_00356_32975_0284.N1 | 20-JUN-2008 17:52:55 | Bright | 37.000 | 133 | 40Zet Her | 2.8070 | 6000.0 | 74 | 32975 | No |
| 255 | GOM_NL__2PRFIN20080620_175928_000000402069_00356_32975_0285.N1 | 20-JUN-2008 17:59:28 | Bright | 40.000 | 130 | 23Bet Dra | 2.7990 | 5800.0 | 80 | 32975 | No |
| 256 | GOM_NL__2PRFIN20080620_180120_000000382069_00356_32975_0286.N1 | 20-JUN-2008 18:01:20 | Bright | 37.500 | 119 | 14Eta Dra | 2.7270 | 4700.0 | 75 | 32975 | No |
| 257 | GOM_NL__2PRFIN20080620_180501_000000362069_00356_32975_0287.N1 | 20-JUN-2008 18:05:01 | Bright | 36.000 | 60 | 7Bet UMi | 2.0810 | 3950.0 | 72 | 32975 | No |
| 258 | GOM_NL__2PRFIN20080620_180932_000000362069_00356_32975_0288.N1 | 20-JUN-2008 18:09:32 | Bright | 35.500 | 49 | 1Alp UMi | 1.9900 | 6300.0 | 71 | 32975 | No |
| 259 | GOM_NL__2PRFIN20080620_181645_000000392069_00356_32975_0289.N1 | 20-JUN-2008 18:16:45 | Bright | 39.000 | 76 | 27Gam Cas | 2.3000 | 30000. | 78 | 32975 | No |
| 260 | GOM_NL__2PRFIN20080620_181951_000000452069_00356_32975_0290.N1 | 20-JUN-2008 18:19:51 | Bright | 45.000 | 160 | 23Gam Per | 2.9300 | 4700.0 | 90 | 32975 | No |
| 261 | GOM_NL__2PRFIN20080620_182317_000000422069_00356_32975_0291.N1 | 20-JUN-2008 18:23:17 | Bright | 42.000 | 73 | 57Gam1And | 2.2600 | 13100. | 84 | 32975 | No |
| 262 | GOM_NL__2PRFIN20080620_182539_000000452069_00356_32975_0292.N1 | 20-JUN-2008 18:25:39 | Bright | 45.000 | 173 | 4Bet Tri | 3.0040 | 8900.0 | 90 | 32975 | No |
| 263 | GOM_NL__2PRFIN20080620_182924_000000502069_00356_32975_0293.N1 | 20-JUN-2008 18:29:24 | Twilight | 50.000 | 50 | 13Alp Ari | 2.0070 | 4250.0 | 100 | 32975 | No |
| 264 | GOM_NL__2PRFIN20080620_183412_000000452069_00356_32975_0294.N1 | 20-JUN-2008 18:34:12 | Dark | 45.000 | 94 | 92Alp Cet | 2.5260 | 3100.0 | 90 | 32975 | No |
| 265 | GOM_NL__2PRFIN20080620_185214_000000392069_00356_32975_0295.N1 | 20-JUN-2008 18:52:14 | Dark | 38.500 | 9 | Alp Eri | 0.45300 | 24000. | 77 | 32975 | No |
| 266 | GOM_NL__2PRFIN20080620_185828_000000332069_00357_32976_0292.N1 | 20-JUN-2008 18:58:28 | Dark | 33.000 | 63 | Bet Gru | 2.1500 | 2800.0 | 66 | 32976 | No |
| 267 | GOM_NL__2PRFIN20080620_190352_000000402069_00357_32976_0293.N1 | 20-JUN-2008 19:03:52 | Straylight | 40.000 | 45 | Alp Pav | 1.9400 | 26000. | 80 | 32976 | No |
| 268 | GOM_NL__2PRFIN20080620_190953_000000362069_00357_32976_0294.N1 | 20-JUN-2008 19:09:53 | Straylight | 36.000 | 147 | Alp Ara | 2.8770 | 26000. | 72 | 32976 | No |
| 269 | GOM_NL__2PRFIN20080620_191139_000000392069_00357_32976_0295.N1 | 20-JUN-2008 19:11:39 | Twilight | 39.000 | 40 | The Sco | 1.8590 | 7100.0 | 78 | 32976 | No |
| 270 | GOM_NL__2PRFIN20080620_191320_000000422069_00357_32976_0296.N1 | 20-JUN-2008 19:13:20 | Twilight | 42.000 | 25 | 35Lam Sco | 1.6200 | 28000. | 84 | 32976 | No |
| 271 | GOM_NL__2PRFIN20080620_191442_000000482069_00357_32976_0297.N1 | 20-JUN-2008 19:14:42 | Bright | 47.500 | 75 | 26Eps Sco | 2.2910 | 4250.0 | 95 | 32976 | No |
| 272 | GOM_NL__2PRFIN20080620_191945_000000382069_00357_32976_0298.N1 | 20-JUN-2008 19:19:45 | Bright | 37.500 | 86 | 35Eta Oph | 2.4300 | 10200. | 75 | 32976 | No |
| 273 | GOM_NL__2PRFIN20080620_192128_000000362069_00357_32976_0299.N1 | 20-JUN-2008 19:21:28 | Bright | 36.000 | 98 | 13Zet Oph | 2.5710 | 30000. | 72 | 32976 | No |
| 274 | GOM_NL__2PRFIN20080620_192335_000000362069_00357_32976_0300.N1 | 20-JUN-2008 19:23:35 | Bright | 35.500 | 120 | 1Del Oph | 2.7340 | 3200.0 | 71 | 32976 | No |
| 275 | GOM_NL__2PRFIN20080620_192555_000000412069_00357_32976_0301.N1 | 20-JUN-2008 19:25:55 | Bright | 40.500 | 126 | 60Bet Oph | 2.7700 | 4250.0 | 81 | 32976 | No |
| 276 | GOM_NL__2PRFIN20080620_192821_000000592069_00357_32976_0302.N1 | 20-JUN-2008 19:28:21 | Bright | 59.000 | 59 | 55Alp Oph | 2.0800 | 8900.0 | 118 | 32976 | No |
| 277 | GOM_NL__2PRFIN20080620_193036_000000382069_00357_32976_0303.N1 | 20-JUN-2008 19:30:36 | Bright | 37.500 | 127 | 27Bet Her | 2.7810 | 4700.0 | 75 | 32976 | No |
| 278 | GOM_NL__2PRFIN20080620_193331_000000382069_00357_32976_0304.N1 | 20-JUN-2008 19:33:31 | Bright | 37.500 | 133 | 40Zet Her | 2.8070 | 6000.0 | 75 | 32976 | No |

| | | | | | | | | | | | |
|-----|--|----------------------|------------|--------|-----|-----------|---------|--------|-----|-------|----|
| 279 | GOM_NL__2PRFIN20080620_194003_000000392069_00357_32976_0305.N1 | 20-JUN-2008 19:40:03 | Bright | 38.500 | 130 | 23Bet Dra | 2.7990 | 5800.0 | 77 | 32976 | No |
| 280 | GOM_NL__2PRFIN20080620_194156_000000372069_00357_32976_0306.N1 | 20-JUN-2008 19:41:56 | Bright | 37.000 | 119 | 14Eta Dra | 2.7270 | 4700.0 | 74 | 32976 | No |
| 281 | GOM_NL__2PRFIN20080620_194537_000000352069_00357_32976_0307.N1 | 20-JUN-2008 19:45:37 | Bright | 35.000 | 60 | 7Bet UMi | 2.0810 | 3950.0 | 70 | 32976 | No |
| 282 | GOM_NL__2PRFIN20080620_195008_000000362069_00357_32976_0308.N1 | 20-JUN-2008 19:50:08 | Bright | 35.500 | 49 | 1Alp UMi | 1.9900 | 6300.0 | 71 | 32976 | No |
| 283 | GOM_NL__2PRFIN20080620_195720_000000582069_00357_32976_0309.N1 | 20-JUN-2008 19:57:20 | Bright | 57.500 | 76 | 27Gam Cas | 2.3000 | 30000. | 115 | 32976 | No |
| 284 | GOM_NL__2PRFIN20080620_200026_000000362069_00357_32976_0310.N1 | 20-JUN-2008 20:00:26 | Bright | 35.500 | 160 | 23Gam Per | 2.9300 | 4700.0 | 71 | 32976 | No |
| 285 | GOM_NL__2PRFIN20080620_200353_000000422069_00357_32976_0311.N1 | 20-JUN-2008 20:03:53 | Bright | 42.000 | 73 | 57Gam1And | 2.2600 | 13100. | 84 | 32976 | No |
| 286 | GOM_NL__2PRFIN20080620_200615_000000422069_00357_32976_0312.N1 | 20-JUN-2008 20:06:15 | Bright | 42.000 | 173 | 4Bet Tri | 3.0040 | 8900.0 | 84 | 32976 | No |
| 287 | GOM_NL__2PRFIN20080620_201000_000000512069_00357_32976_0313.N1 | 20-JUN-2008 20:10:00 | Twilight | 50.500 | 50 | 13Alp Ari | 2.0070 | 4250.0 | 101 | 32976 | No |
| 288 | GOM_NL__2PRFIN20080620_201449_000000452069_00357_32976_0314.N1 | 20-JUN-2008 20:14:49 | Dark | 44.500 | 94 | 92Alp Cet | 2.5260 | 3100.0 | 89 | 32976 | No |
| 289 | GOM_NL__2PRFIN20080620_203251_000000502069_00357_32976_0315.N1 | 20-JUN-2008 20:32:51 | Dark | 50.000 | 9 | Alp Eri | 0.45300 | 24000. | 100 | 32976 | No |
| 290 | GOM_NL__2PRFIN20080620_203905_000000332069_00358_32977_0334.N1 | 20-JUN-2008 20:39:05 | Dark | 33.000 | 63 | Bet Gru | 2.1500 | 2800.0 | 66 | 32977 | No |
| 291 | GOM_NL__2PRFIN20080620_204428_000000422069_00358_32977_0335.N1 | 20-JUN-2008 20:44:28 | Straylight | 42.000 | 45 | Alp Pav | 1.9400 | 26000. | 84 | 32977 | No |
| 292 | GOM_NL__2PRFIN20080620_205029_000000372069_00358_32977_0336.N1 | 20-JUN-2008 20:50:29 | Straylight | 37.000 | 147 | Alp Ara | 2.8770 | 26000. | 74 | 32977 | No |
| 293 | GOM_NL__2PRFIN20080620_205215_000000432069_00358_32977_0337.N1 | 20-JUN-2008 20:52:15 | Twilight | 43.000 | 40 | The Sco | 1.8590 | 7100.0 | 86 | 32977 | No |
| 294 | GOM_NL__2PRFIN20080620_205356_000000422069_00358_32977_0338.N1 | 20-JUN-2008 20:53:56 | Twilight | 41.500 | 25 | 35Lam Sco | 1.6200 | 28000. | 83 | 32977 | No |
| 295 | GOM_NL__2PRFIN20080620_205519_000000522069_00358_32977_0339.N1 | 20-JUN-2008 20:55:19 | Bright | 52.000 | 75 | 26Eps Sco | 2.2910 | 4250.0 | 104 | 32977 | No |
| 296 | GOM_NL__2PRFIN20080620_210021_000000372069_00358_32977_0340.N1 | 20-JUN-2008 21:00:21 | Bright | 37.000 | 86 | 35Eta Oph | 2.4300 | 10200. | 74 | 32977 | No |
| 297 | GOM_NL__2PRFIN20080620_210205_000000362069_00358_32977_0341.N1 | 20-JUN-2008 21:02:05 | Bright | 36.000 | 98 | 13Zet Oph | 2.5710 | 30000. | 72 | 32977 | No |
| 298 | GOM_NL__2PRFIN20080620_210411_000000362069_00358_32977_0342.N1 | 20-JUN-2008 21:04:11 | Bright | 36.000 | 120 | 1Del Oph | 2.7340 | 3200.0 | 72 | 32977 | No |
| 299 | GOM_NL__2PRFIN20080620_210631_000000402069_00358_32977_0343.N1 | 20-JUN-2008 21:06:31 | Bright | 40.000 | 126 | 60Bet Oph | 2.7700 | 4250.0 | 80 | 32977 | No |
| 300 | GOM_NL__2PRFIN20080620_210857_000000402069_00358_32977_0344.N1 | 20-JUN-2008 21:08:57 | Bright | 40.000 | 59 | 55Alp Oph | 2.0800 | 8900.0 | 80 | 32977 | No |
| 301 | GOM_NL__2PRFIN20080620_211112_000000352069_00358_32977_0345.N1 | 20-JUN-2008 21:11:12 | Bright | 35.000 | 127 | 27Bet Her | 2.7810 | 4700.0 | 70 | 32977 | No |
| 302 | GOM_NL__2PRFIN20080620_211407_000000362069_00358_32977_0346.N1 | 20-JUN-2008 21:14:07 | Bright | 35.500 | 133 | 40Zet Her | 2.8070 | 6000.0 | 71 | 32977 | No |
| 303 | GOM_NL__2PRFIN20080620_212039_000000382069_00358_32977_0347.N1 | 20-JUN-2008 21:20:39 | Bright | 37.500 | 130 | 23Bet Dra | 2.7990 | 5800.0 | 75 | 32977 | No |
| 304 | GOM_NL__2PRFIN20080620_212232_000000372069_00358_32977_0348.N1 | 20-JUN-2008 21:22:32 | Bright | 36.500 | 119 | 14Eta Dra | 2.7270 | 4700.0 | 73 | 32977 | No |
| 305 | GOM_NL__2PRFIN20080620_212613_000000372069_00358_32977_0349.N1 | 20-JUN-2008 21:26:13 | Bright | 37.000 | 60 | 7Bet UMi | 2.0810 | 3950.0 | 74 | 32977 | No |
| 306 | GOM_NL__2PRFIN20080620_213044_000000362069_00358_32977_0350.N1 | 20-JUN-2008 21:30:44 | Bright | 36.000 | 49 | 1Alp UMi | 1.9900 | 6300.0 | 72 | 32977 | No |
| 307 | GOM_NL__2PRFIN20080620_213756_000000612069_00358_32977_0351.N1 | 20-JUN-2008 21:37:56 | Bright | 61.000 | 76 | 27Gam Cas | 2.3000 | 30000. | 122 | 32977 | No |
| 308 | GOM_NL__2PRFIN20080620_214102_000000532069_00358_32977_0352.N1 | 20-JUN-2008 21:41:02 | Bright | 53.000 | 160 | 23Gam Per | 2.9300 | 4700.0 | 106 | 32977 | No |
| 309 | GOM_NL__2PRFIN20080620_214428_000000412069_00358_32977_0353.N1 | 20-JUN-2008 21:44:28 | Bright | 41.000 | 73 | 57Gam1And | 2.2600 | 13100. | 82 | 32977 | No |
| 310 | GOM_NL__2PRFIN20080620_214651_000000452069_00358_32977_0354.N1 | 20-JUN-2008 21:46:51 | Bright | 45.000 | 173 | 4Bet Tri | 3.0040 | 8900.0 | 90 | 32977 | No |
| 311 | GOM_NL__2PRFIN20080620_215036_000000522069_00358_32977_0355.N1 | 20-JUN-2008 21:50:36 | Twilight | 51.500 | 50 | 13Alp Ari | 2.0070 | 4250.0 | 103 | 32977 | No |
| 312 | GOM_NL__2PRFIN20080620_215525_000000432069_00358_32977_0356.N1 | 20-JUN-2008 21:55:25 | Dark | 42.500 | 94 | 92Alp Cet | 2.5260 | 3100.0 | 85 | 32977 | No |
| 313 | GOM_NL__2PRFIN20080620_221327_000000402069_00358_32977_0357.N1 | 20-JUN-2008 22:13:27 | Dark | 40.000 | 9 | Alp Eri | 0.45300 | 24000. | 80 | 32977 | No |
| 314 | GOM_NL__2PRFIN20080620_221942_000000322069_00359_32978_0363.N1 | 20-JUN-2008 22:19:42 | Dark | 32.000 | 63 | Bet Gru | 2.1500 | 2800.0 | 64 | 32978 | No |
| 315 | GOM_NL__2PRFIN20080620_222505_000000412069_00359_32978_0364.N1 | 20-JUN-2008 22:25:05 | Straylight | 41.000 | 45 | Alp Pav | 1.9400 | 26000. | 82 | 32978 | No |
| 316 | GOM_NL__2PRFIN20080620_223105_000000372069_00359_32978_0365.N1 | 20-JUN-2008 22:31:05 | Straylight | 37.000 | 147 | Alp Ara | 2.8770 | 26000. | 74 | 32978 | No |
| 317 | GOM_NL__2PRFIN20080620_223251_000000412069_00359_32978_0366.N1 | 20-JUN-2008 22:32:51 | Twilight | 41.000 | 40 | The Sco | 1.8590 | 7100.0 | 82 | 32978 | No |
| 318 | GOM_NL__2PRFIN20080620_223433_000000432069_00359_32978_0367.N1 | 20-JUN-2008 22:34:33 | Twilight | 42.500 | 25 | 35Lam Sco | 1.6200 | 28000. | 85 | 32978 | No |
| 319 | GOM_NL__2PRFIN20080620_223555_000000522069_00359_32978_0368.N1 | 20-JUN-2008 22:35:55 | Bright | 52.000 | 75 | 26Eps Sco | 2.2910 | 4250.0 | 104 | 32978 | No |
| 320 | GOM_NL__2PRFIN20080620_224057_000000382069_00359_32978_0369.N1 | 20-JUN-2008 22:40:57 | Bright | 38.000 | 86 | 35Eta Oph | 2.4300 | 10200. | 76 | 32978 | No |
| 321 | GOM_NL__2PRFIN20080620_224241_000000362069_00359_32978_0370.N1 | 20-JUN-2008 22:42:41 | Bright | 36.000 | 98 | 13Zet Oph | 2.5710 | 30000. | 72 | 32978 | No |
| 322 | GOM_NL__2PRFIN20080620_224706_000000402069_00359_32978_0371.N1 | 20-JUN-2008 22:47:06 | Bright | 40.000 | 126 | 60Bet Oph | 2.7700 | 4250.0 | 80 | 32978 | No |
| 323 | GOM_NL__2PRFIN20080620_224932_000000402069_00359_32978_0372.N1 | 20-JUN-2008 22:49:32 | Bright | 39.500 | 59 | 55Alp Oph | 2.0800 | 8900.0 | 79 | 32978 | No |
| 324 | GOM_NL__2PRFIN20080620_225147_000000352069_00359_32978_0373.N1 | 20-JUN-2008 22:51:47 | Bright | 34.500 | 127 | 27Bet Her | 2.7810 | 4700.0 | 69 | 32978 | No |
| 325 | GOM_NL__2PRFIN20080620_225443_000000362069_00359_32978_0374.N1 | 20-JUN-2008 22:54:43 | Bright | 35.500 | 133 | 40Zet Her | 2.8070 | 6000.0 | 71 | 32978 | No |
| 326 | GOM_NL__2PRFIN20080620_230115_000000402069_00359_32978_0375.N1 | 20-JUN-2008 23:01:15 | Bright | 40.000 | 130 | 23Bet Dra | 2.7990 | 5800.0 | 80 | 32978 | No |
| 327 | GOM_NL__2PRFIN20080620_230308_000000372069_00359_32978_0376.N1 | 20-JUN-2008 23:03:08 | Bright | 36.500 | 119 | 14Eta Dra | 2.7270 | 4700.0 | 73 | 32978 | No |
| 328 | GOM_NL__2PRFIN20080620_230649_000000362069_00359_32978_0377.N1 | 20-JUN-2008 23:06:49 | Bright | 36.000 | 60 | 7Bet UMi | 2.0810 | 3950.0 | 72 | 32978 | No |
| 329 | GOM_NL__2PRFIN20080620_231120_000000332069_00359_32978_0378.N1 | 20-JUN-2008 23:11:20 | Bright | 32.500 | 49 | 1Alp UMi | 1.9900 | 6300.0 | 65 | 32978 | No |
| 330 | GOM_NL__2PRFIN20080620_231832_000000492069_00359_32978_0379.N1 | 20-JUN-2008 23:18:32 | Bright | 48.500 | 76 | 27Gam Cas | 2.3000 | 30000. | 97 | 32978 | No |
| 331 | GOM_NL__2PRFIN20080620_232138_000000332069_00359_32978_0380.N1 | 20-JUN-2008 23:21:38 | Bright | 33.000 | 160 | 23Gam Per | 2.9300 | 4700.0 | 66 | 32978 | No |
| 332 | GOM_NL__2PRFIN20080620_232504_000000432069_00359_32978_0381.N1 | 20-JUN-2008 23:25:04 | Bright | 42.500 | 73 | 57Gam1And | 2.2600 | 13100. | 85 | 32978 | No |
| 333 | GOM_NL__2PRFIN20080620_232727_000000432069_00359_32978_0382.N1 | 20-JUN-2008 23:27:27 | Bright | 42.500 | 173 | 4Bet Tri | 3.0040 | 8900.0 | 85 | 32978 | No |
| 334 | GOM_NL__2PRFIN20080620_233113_000000542069_00359_32978_0383.N1 | 20-JUN-2008 23:31:13 | Twilight | 54.000 | 50 | 13Alp Ari | 2.0070 | 4250.0 | 108 | 32978 | No |
| 335 | GOM_NL__2PRFIN20080620_233601_000000442069_00359_32978_0384.N1 | 20-JUN-2008 23:36:01 | Dark | 44.000 | 94 | 92Alp Cet | 2.5260 | 3100.0 | 88 | 32978 | No |
| 336 | GOM_NL__2PRFIN20080620_235403_000000422069_00359_32978_0385.N1 | 20-JUN-2008 23:54:03 | Dark | 42.000 | 9 | Alp Eri | 0.45300 | 24000. | 84 | 32978 | No |

3. Quality information per product

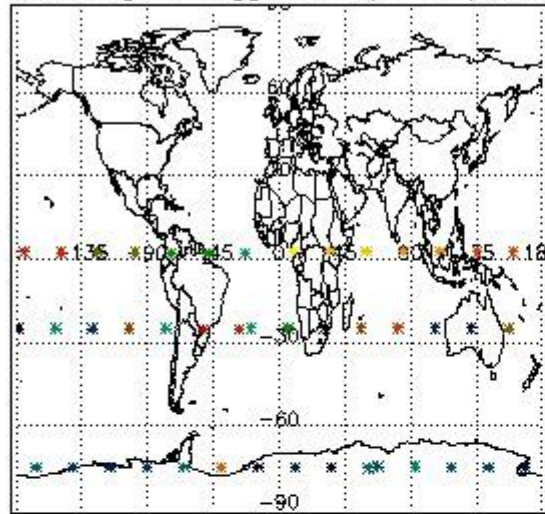
In this section it is plotted some information contained in the Quality Summary data set of the level 2 products. Only products in dark limb conditions and without errors (error flag in the MPH set to "0") are used.

3.1 Plot quality information per product (time dependant)

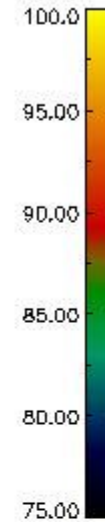
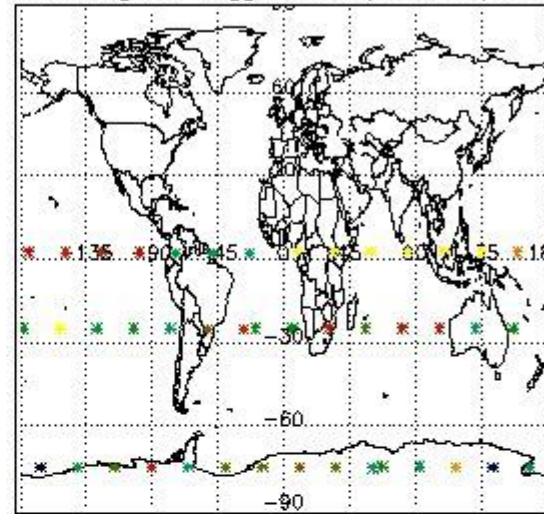


3.2 Plot quality information per product (world map)

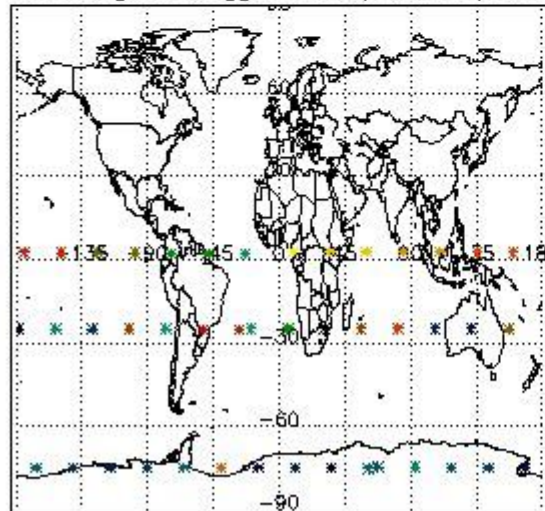
Percentage of flagged data per O3 profile



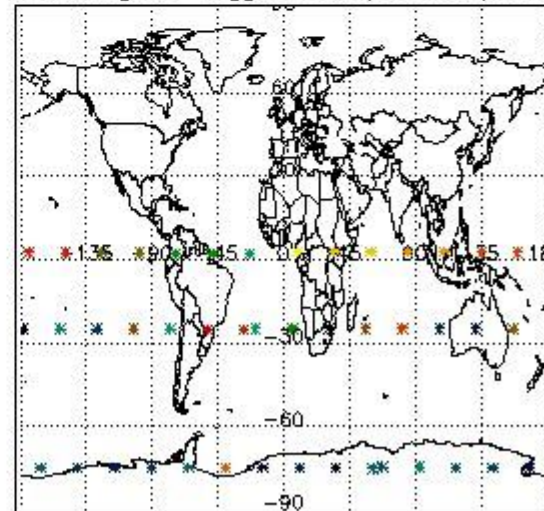
Percentage of flagged data per H2O profile



Percentage of flagged data per NO2 profile



Percentage of flagged data per NO3 profile

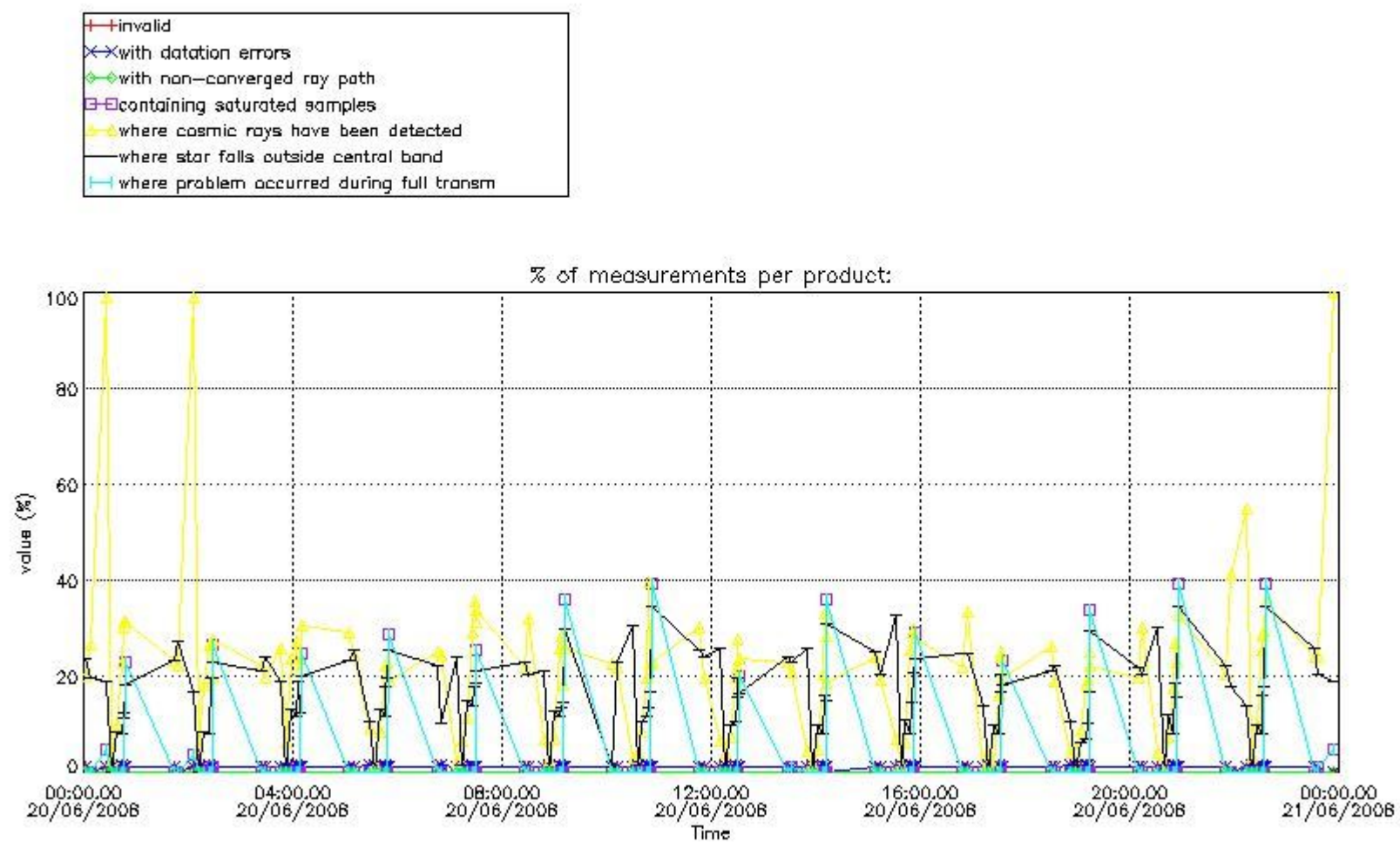


4. Level 1 quality information per product

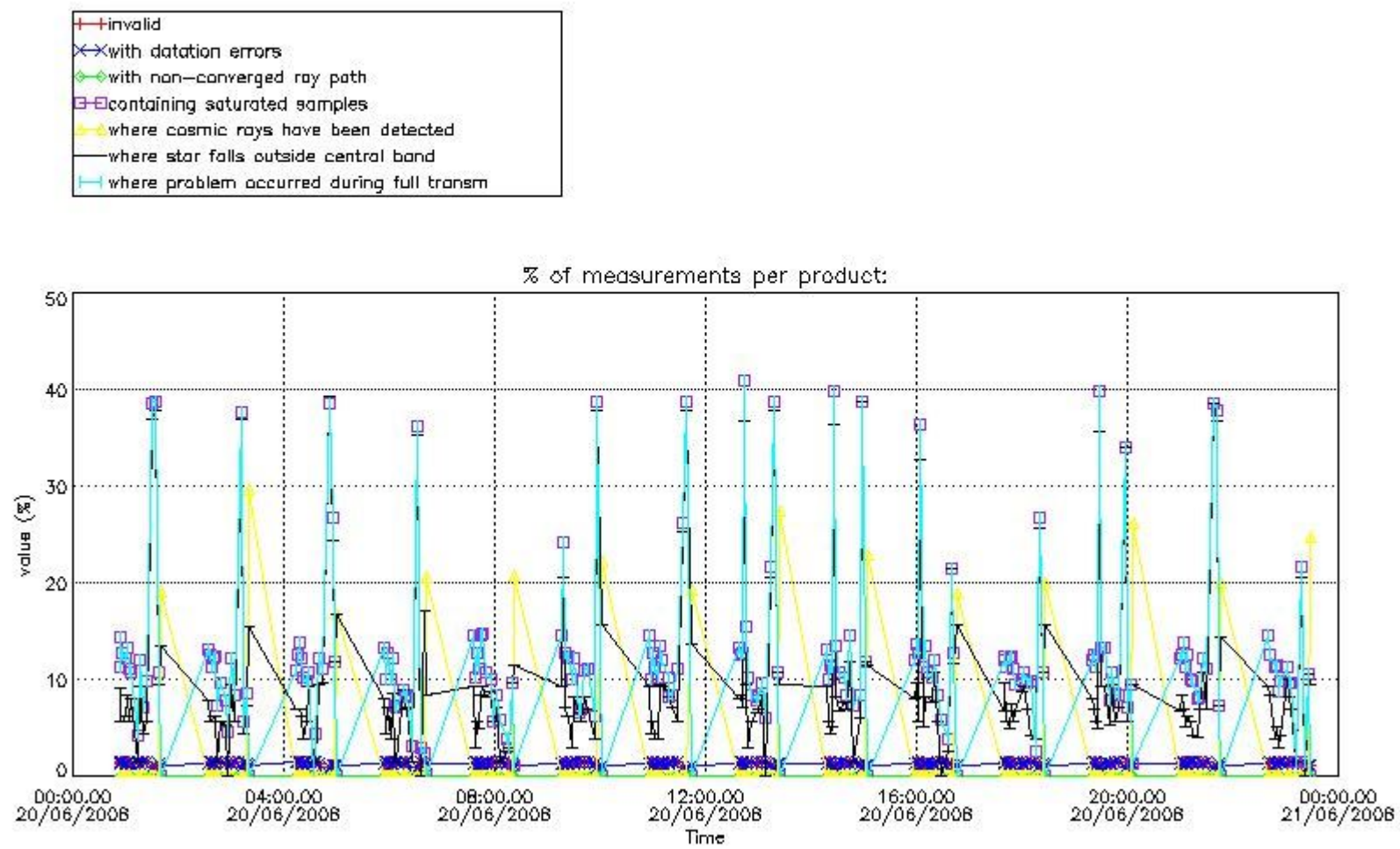
In this section it is plotted some information contained in the Quality Summary data set of the level 2 products that comes from the level 1b processing. Products without errors (error flag in the MPH set to "0") are used.

4.1 Plot quality information per product (time dependant) coming from level 1b processing

4.1.1 Plot level 1 quality information per product (time dependant): ENVISAT ASCENDING passes



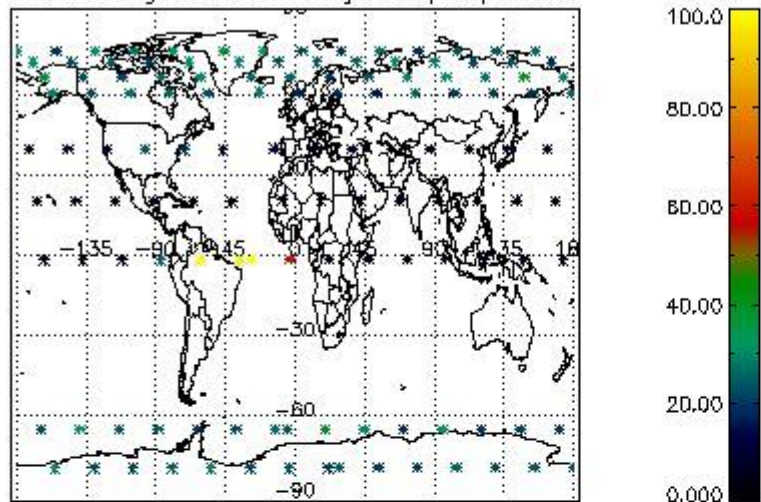
4.1.2 Plot level 1 quality information per product (time dependant): ENVISAT DESCENDING passes



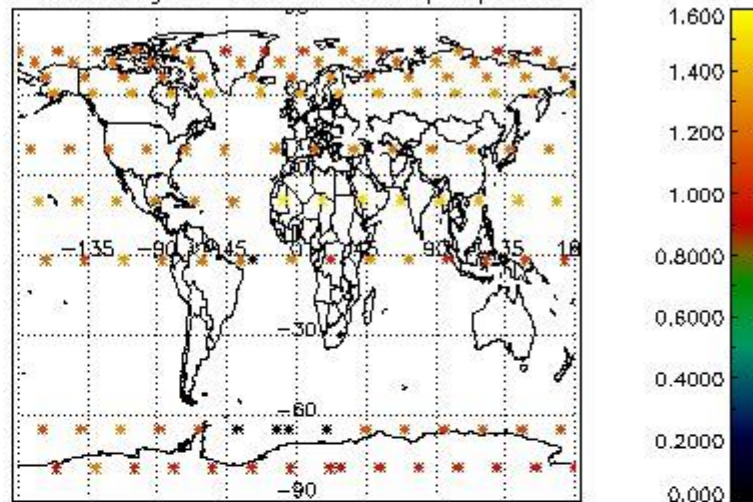
4.2 Plot quality information per product coming from level 1b processing (world map)

4.2.1 Plot level 1 quality information per product (world map): ENVISAT ASCENDING passes

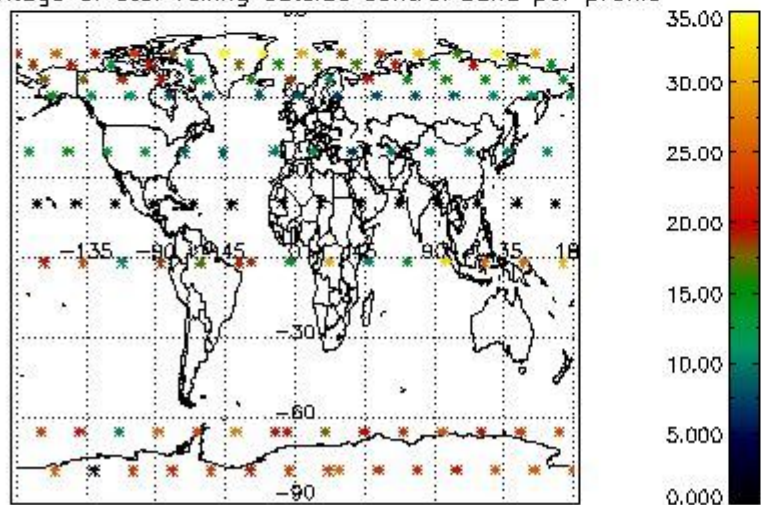
Percentage of cosmic ray hits per profile



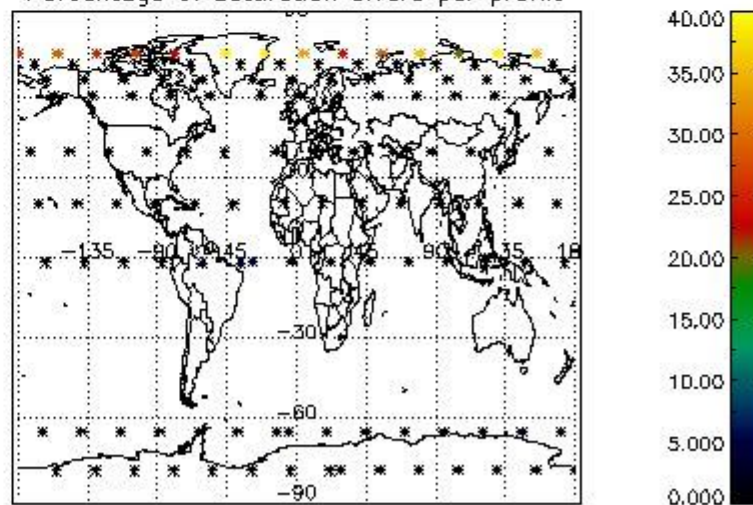
Percentage of datation errors per profile



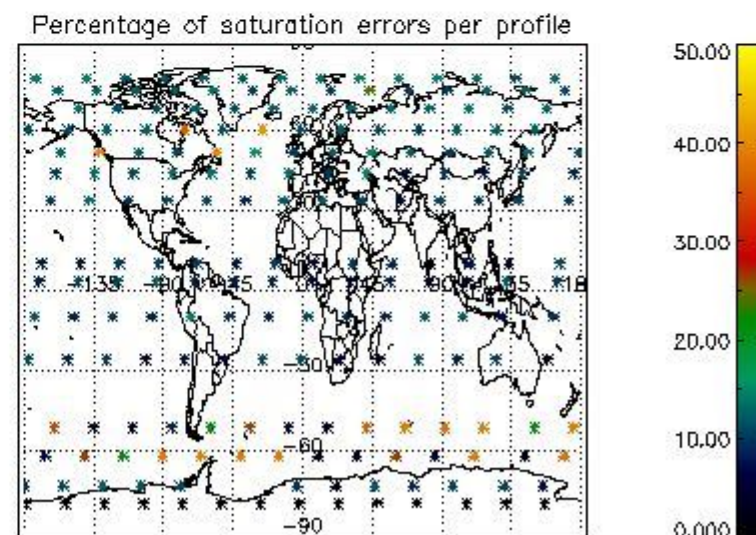
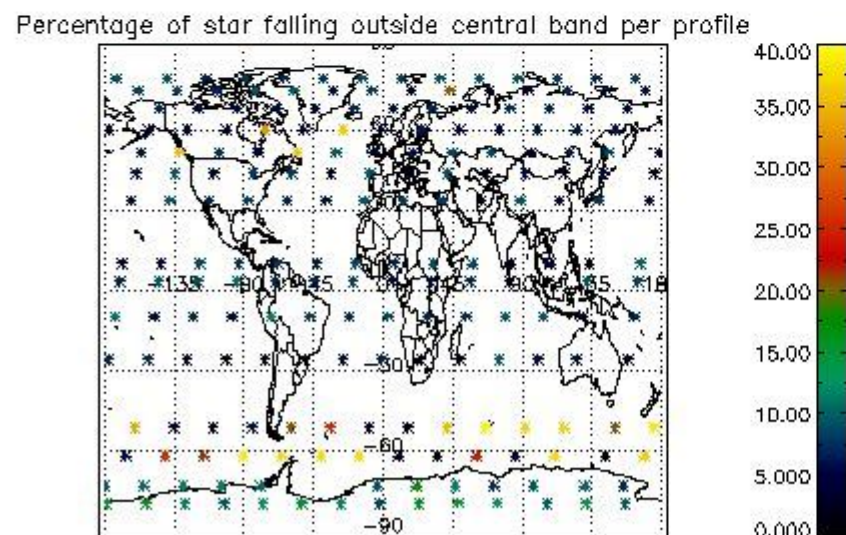
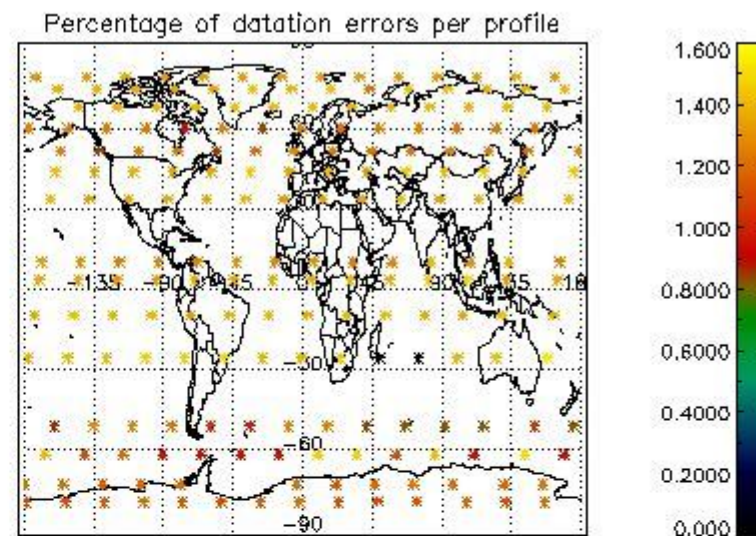
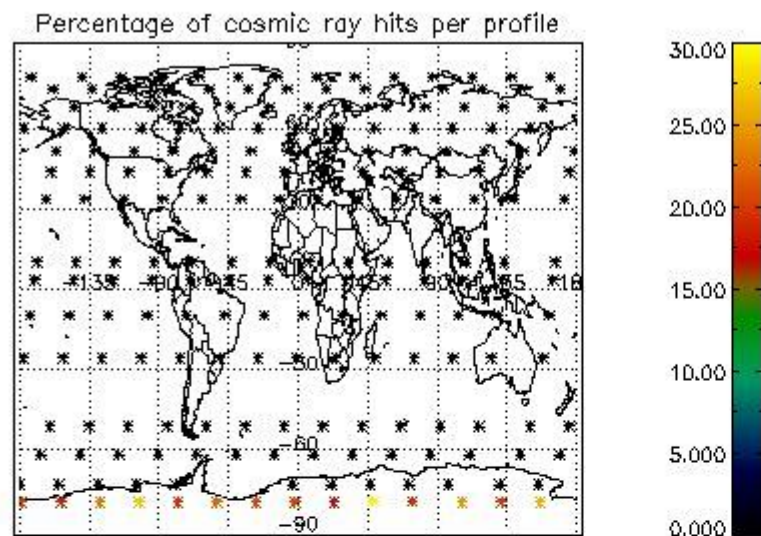
Percentage of star falling outside central band per profile



Percentage of saturation errors per profile



4.2.2 Plot level 1 quality information per product (world map): ENVISAT DESCENDING passes



5. Trace gas profiles

5.1 Ozone statistics based on quality of products

The final quality of the products can be "measured" using the STD (Standard Deviation) attached to every point profile. This information is written to the parameter GOM_NL__2P/NL_LOCAL_SPECIES_DENSITY/o3_std of the level 2 products. The table below shows the statistics for given STD ranges.

The statistics are given with respect to the overall valid production:

- Products without fatal errors: GOM_NL__2P/MPH/PRODUCT_ERR=0
- Valid point profile: GOM_NL__2P/NL_LOCAL_SPECIES_DENSITY/pcd(0)=0

The 'Criteria' is applied to valid points of dark limb products:

- Products in dark limb illumination condition: GOM_NL__2P/NL_SUMMARY_QUALITY/obs_ill_cond=0
- Products without fatal errors: GOM_NL__2P/MPH/PRODUCT_ERR=0
- Valid point profile: GOM_NL__2P/NL_LOCAL_SPECIES_DENSITY/pcd(0)=0

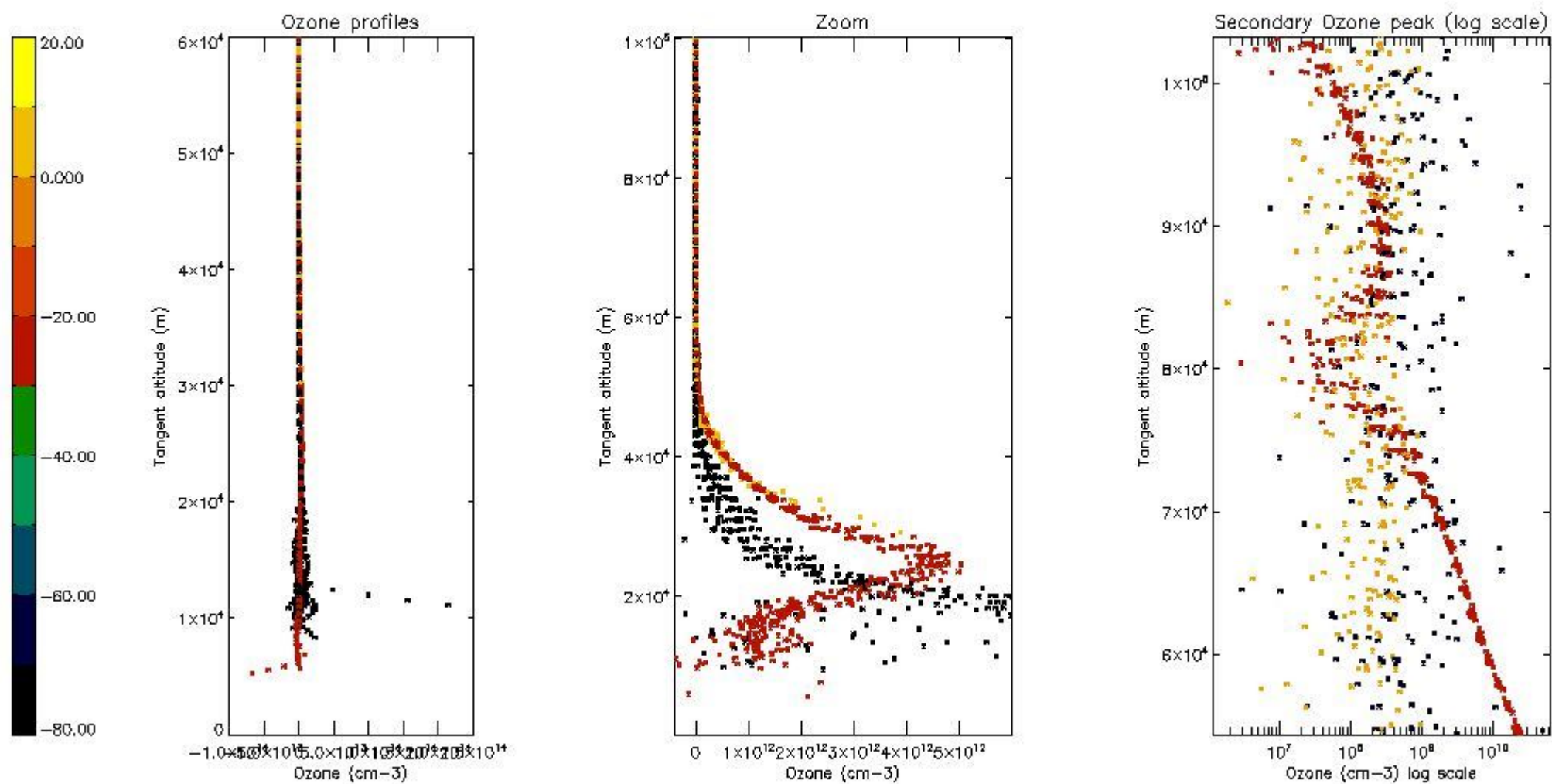
So, the table below shows the percentage of dark limb and valid observations for each criteria with respect to the overall valid daily observations.

| Criteria | % of total production |
|----------|-----------------------|
| All STD | 14 |
| STD < 20 | 5 |

| | |
|----------|---|
| STD < 10 | 3 |
| STD < 5 | 3 |

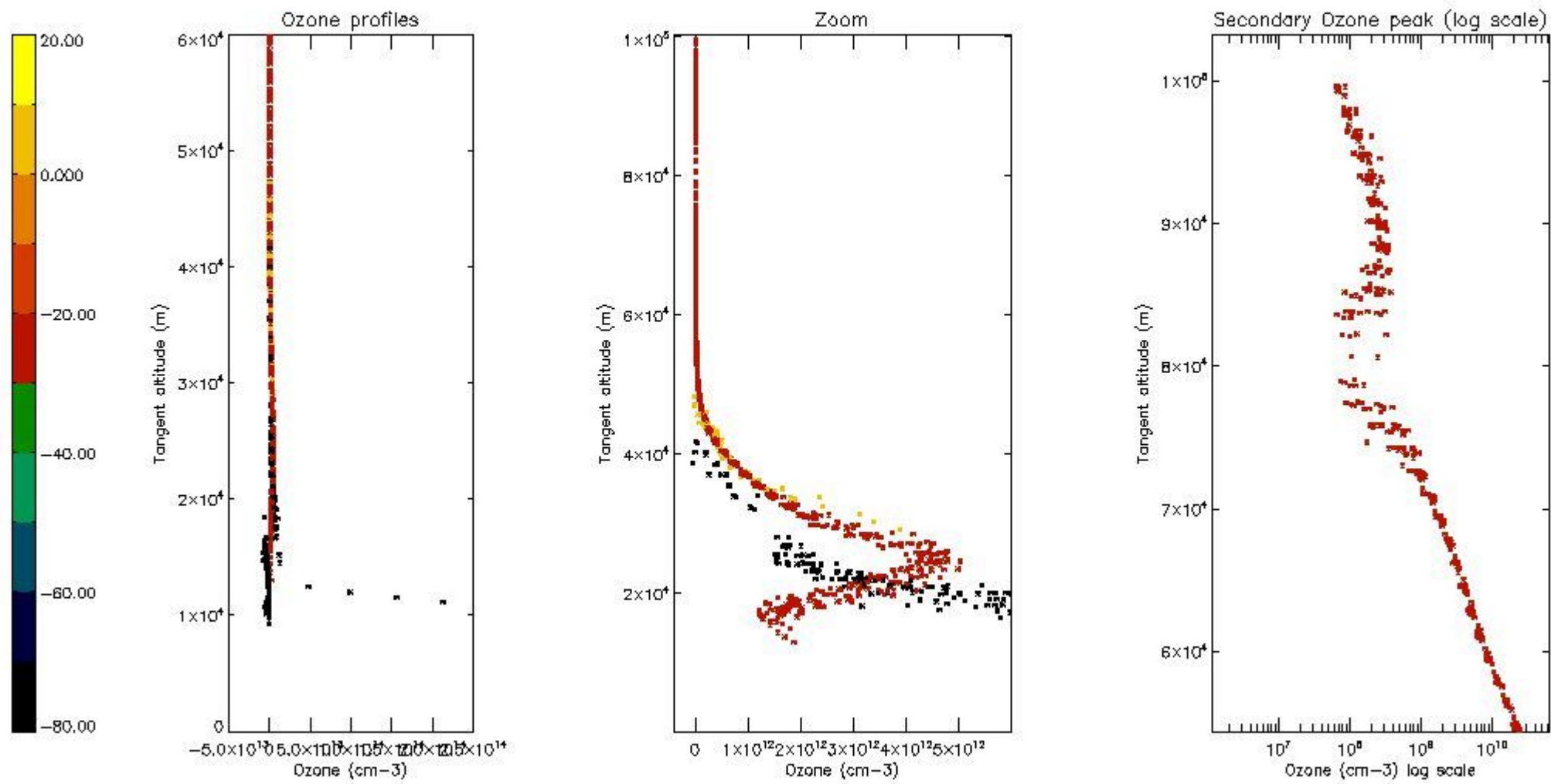
5.2 Plot ozone profiles for all STD (dark without errors)

The colorbar represents the latitude.



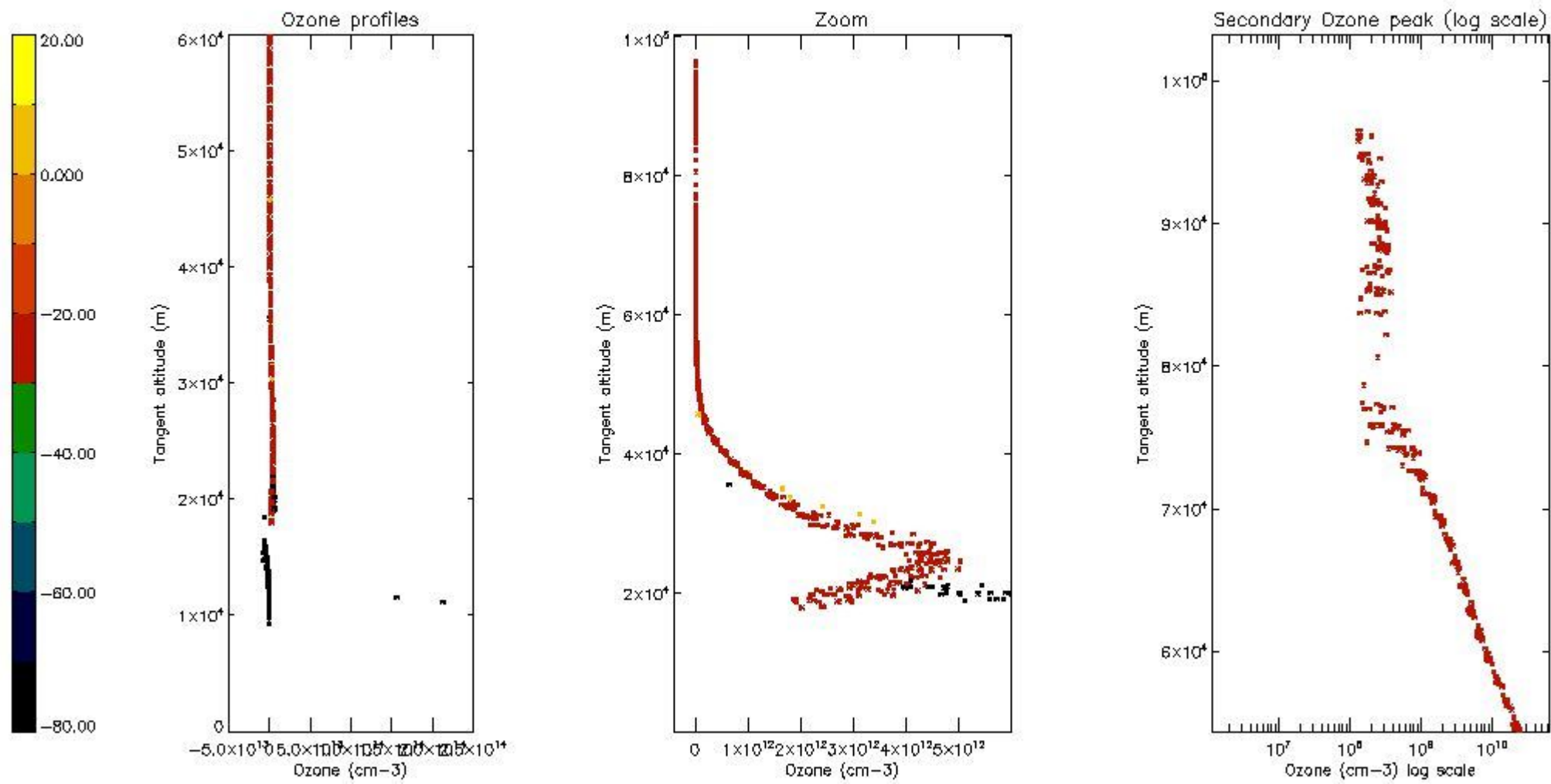
5.3 Plot ozone profiles where STD < 20% (dark without errors)

The colorbar represents the latitude.



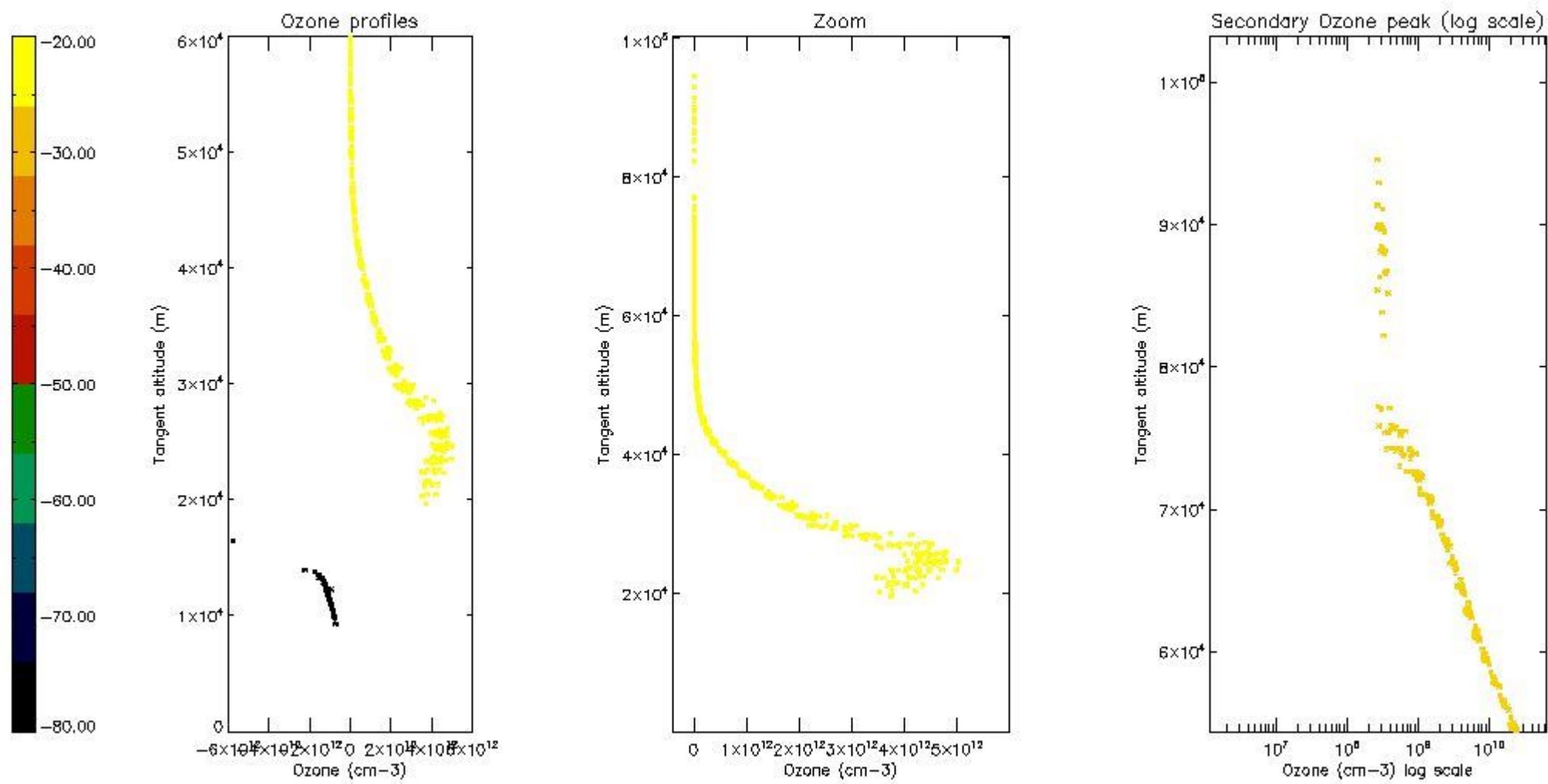
5.4 Plot ozone profiles where $STD < 10\%$ (dark without errors)

The colorbar represents the latitude.



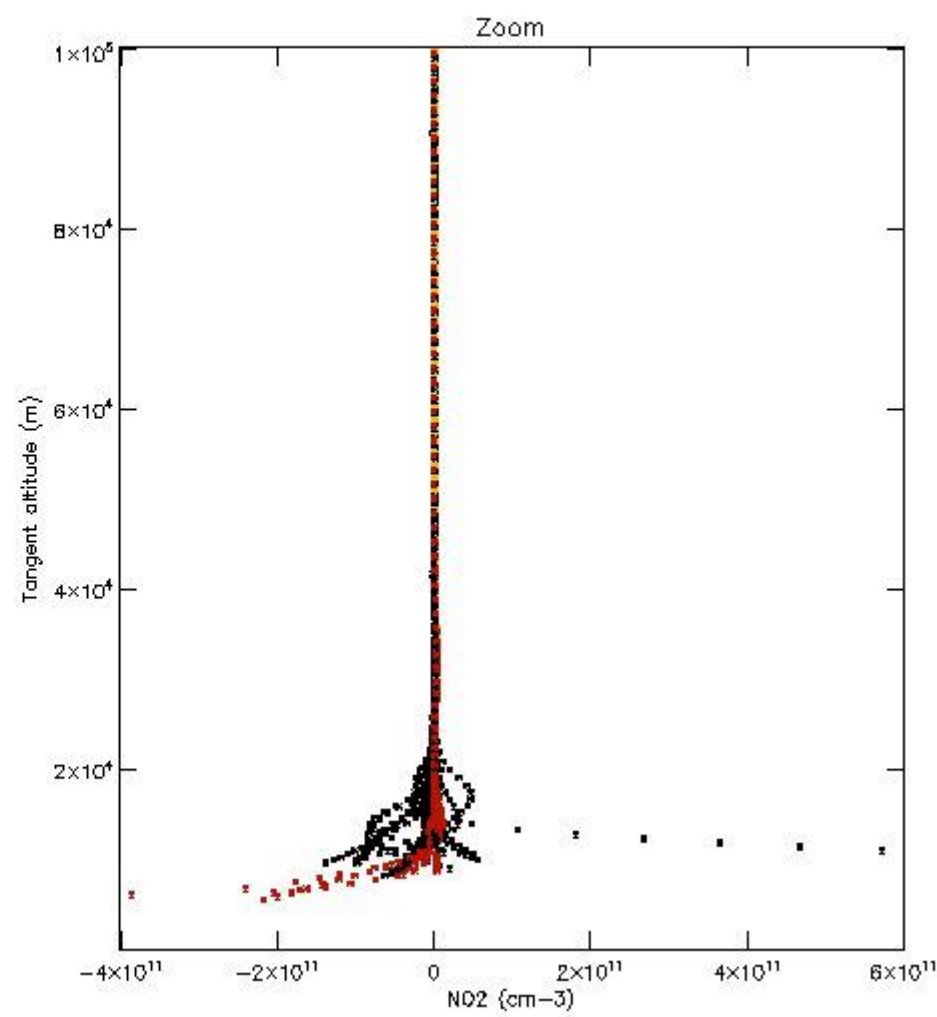
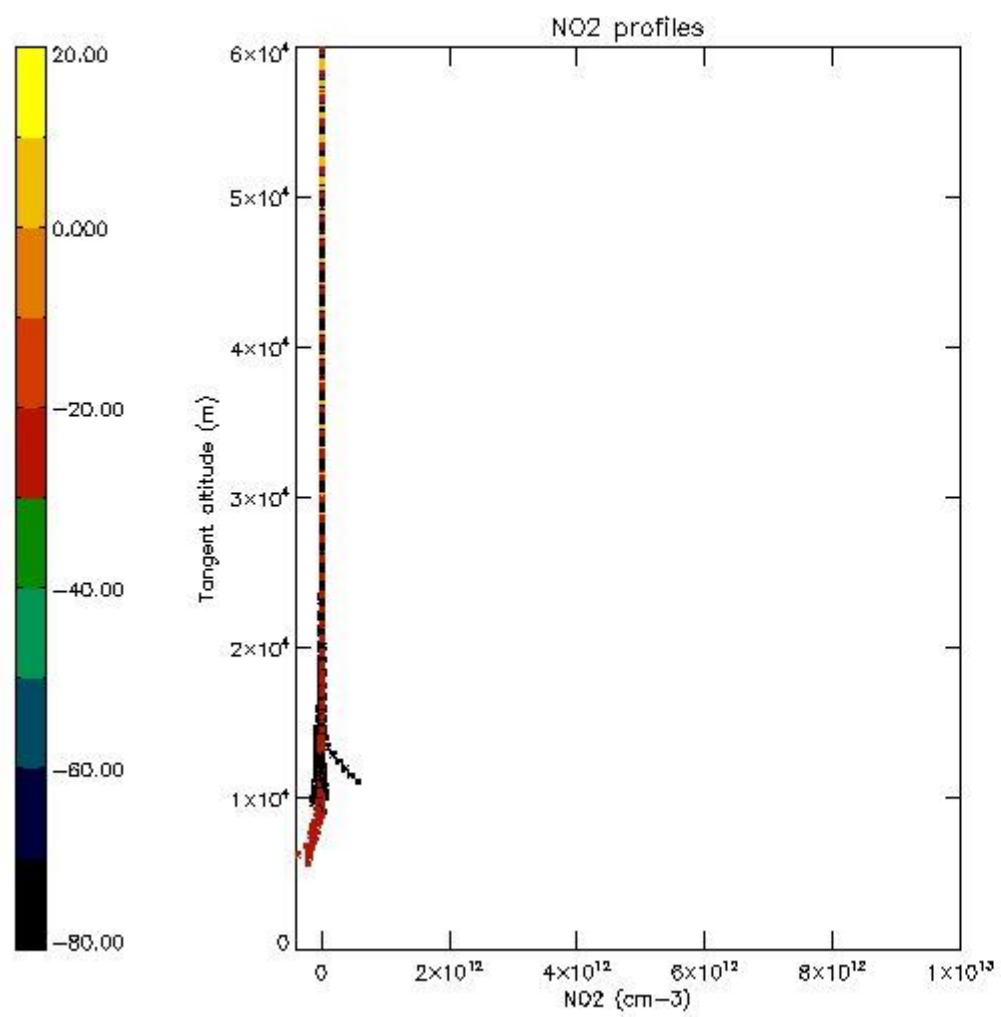
5.5 Plot ozone profiles where $STD < 5\%$ (dark without errors)

The colorbar represents the latitude.



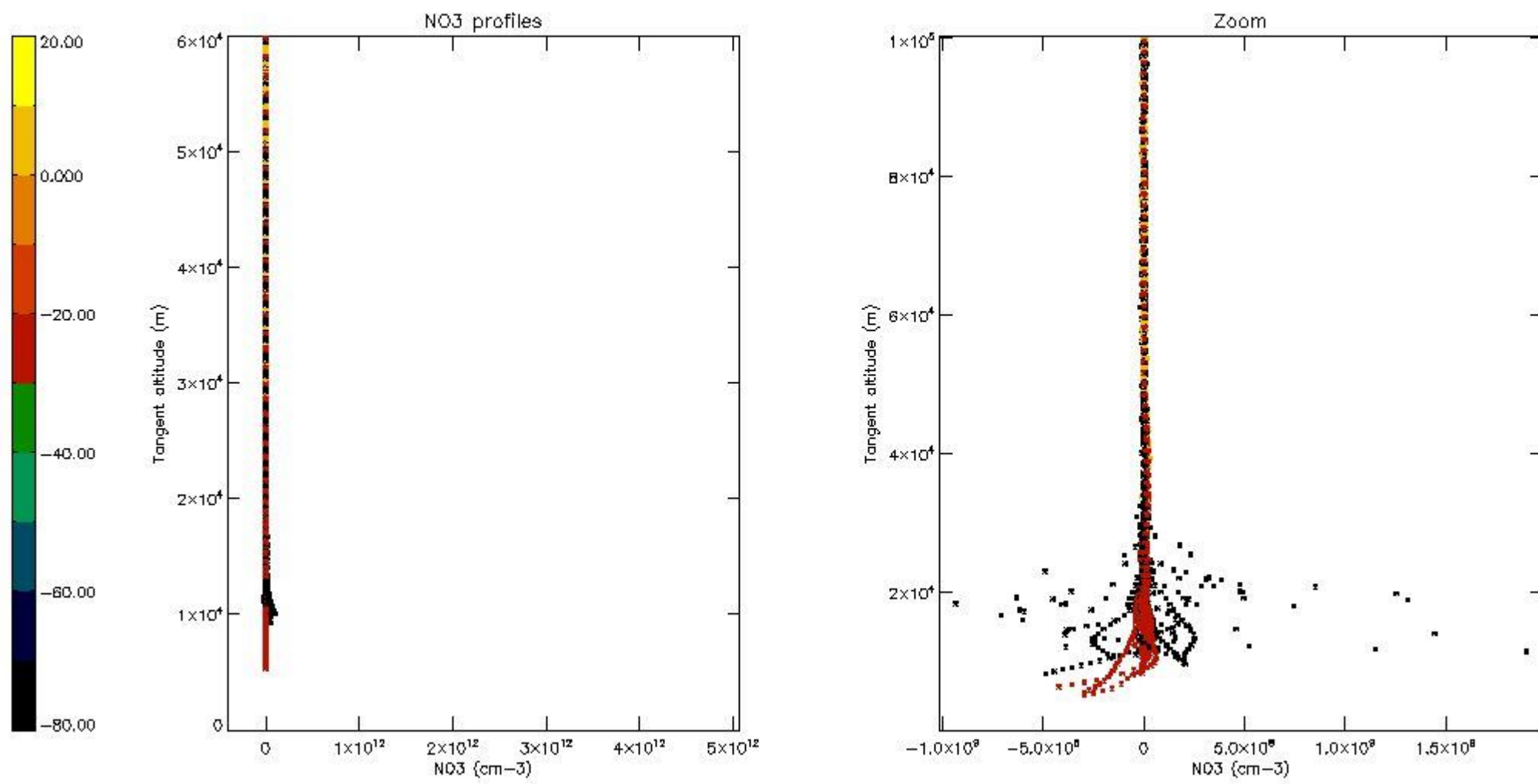
5.6 Plot NO₂ profiles for all STD (dark without errors)

The colorbar represents the latitude.



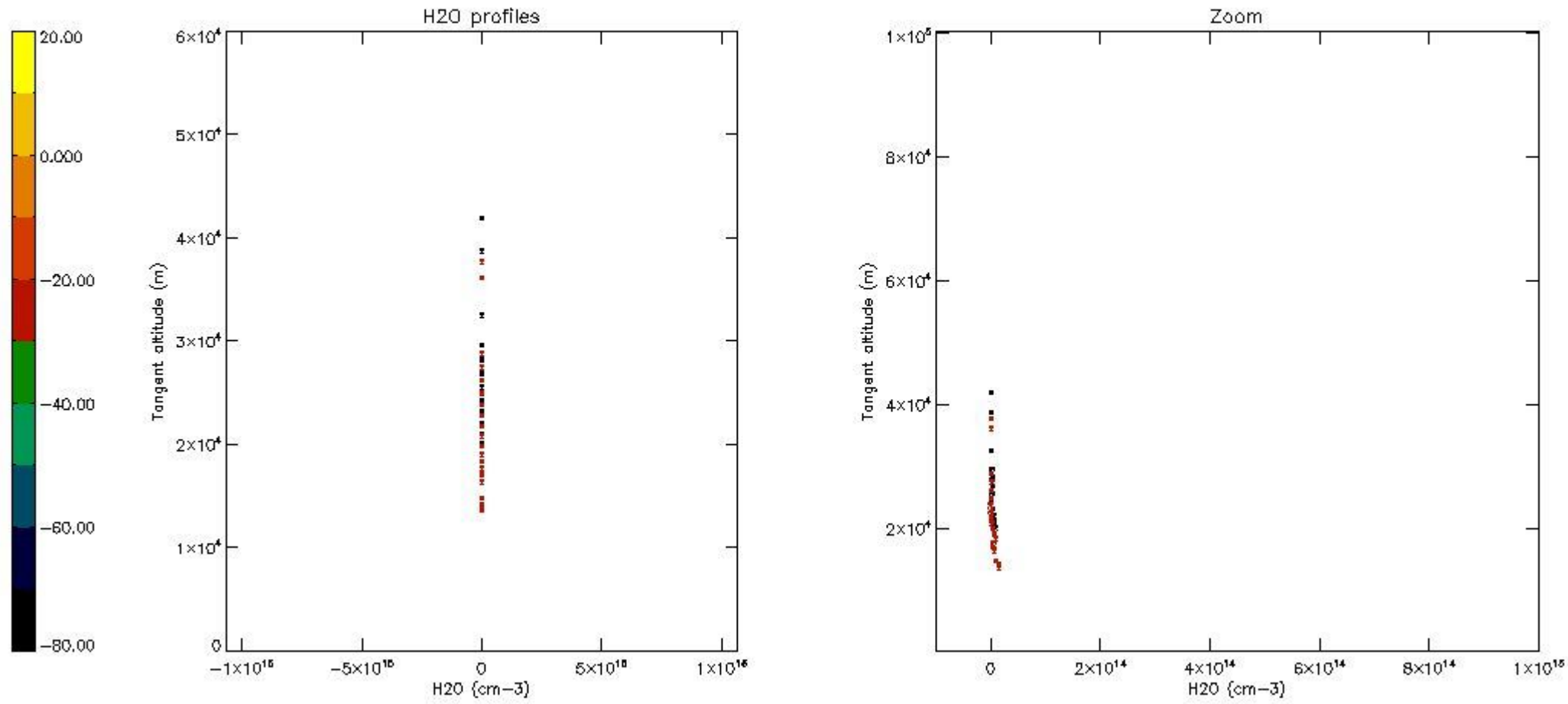
5.7 Plot NO3 profiles for all STD (dark without errors)

The colorbar represents the latitude.



5.8 Plot H2O profiles for all STD (only for occultations of stars 1,2,3,4,13,14,16,26,63 dark without errors)

The colorbar represents the latitude.



6. Auxiliary Data Files used for the production reported in section 2

The number reported in the third column indicates since which file (see list in section 2) the corresponding auxiliary file has been used. The fourth column is the date of those product files.

| Type | Auxiliary Filename | Used since product | Used since product date |
|---------------------------|---|--------------------|-------------------------|
| INST_PHYS_CHARACTERISTICS | GOM_INS_AXVIEC20091111_143220_20030716_120000_20500101_000000 | 1 | 20-JUN-2008 00:02:46 |
| LEVEL-2_PROC_CONFIG | GOM_PR2_AXVIEC20091111_152718_20020301_000000_20500101_000000 | 1 | 20-JUN-2008 00:02:46 |
| CROSS_SECTIONS_FILE | GOM_CRS_AXVIEC20091111_154832_20020301_000000_20500101_000000 | 1 | 20-JUN-2008 00:02:46 |

GOMOS Level 2 Daily Report

SUMMARY

[1. General Info](#)

[2. Summary of processed GOM_NL_2P products](#)

[3. Level 2 Quality information per product](#)

[3.1 Plot of level 2 quality information per product \(time dependant\)](#)

[3.2 Plot of level 2 quality information per product \(world map\)](#)

[4. Level 1 Quality information per product \(stored on level 2 products\)](#)

[4.1 Plot of level 1 quality information per product \(time dependant\)](#)

[4.1.1 Plot of level 1 quality information per product \(time dependant\): ASCENDING](#)

[4.1.2 Plot of level 1 quality information per product \(time dependant\): DESCENDING](#)

[4.2 Plot of level 1 quality information per product \(world map\)](#)

[4.2.1 Plot of level 1 quality information per product \(world map\): ASCENDING](#)

[4.2.2 Plot of level 1 quality information per product \(world map\): DESCENDING](#)

[5. Ozone profiles based on quality statistics and other trace gas profiles](#)

[5.1 Ozone statistics based on quality of products](#)

[5.2 Plot ozone profiles for all STD \(dark without errors\)](#)

[5.3 Plot ozone profiles where STD < 20% \(dark without errors\)](#)

[5.4. Plot ozone profiles where STD < 10% \(dark without errors\)](#)

[5.5. Plot ozone profiles where STD < 5% \(dark without errors\)](#)

[5.6 Plot NO2 profiles for all STD \(dark without errors\)](#)

[5.7 Plot NO3 profiles for all STD \(dark without errors\)](#)

[5.8 Plot H2O profiles \(only for occultations of stars 1,2,3,4,13,14,16,26,63 dark without errors\) for all STD](#)

[6. Auxiliary Data Files used for the production reported in section 2](#)

This report presents the daily analysis on parameters extracted from GOMOS level 2 data (GOM_NL__2P). It is intended to monitor some important parameters that will impact the quality of these products. A list of level 2 products (and content) that have arrived during the reporting day to the PCF is also given.

| Item | Value |
|---------------------------|---------------------------------|
| Time of report generation | 25APR2013 16:26:50 |
| Data source version | GOMOS/6.01 |
| Start time of products | 20-06-2008 (20JUN2008 00:00:00) |
| Stop time of products | 21-06-2008 (21JUN2008 00:00:00) |
| Store outputs in DB | Yes |
| Nb of level 2 prods | 336 |
| Nb of prods with errors | 0 |

2. Summary of processed GOM_NL__2P products.

| Nr | Filename | UTC Start time | Limb | Duration | Star Id | Star Name | Star Mag | Star Temp | Nb Meas | Orbit | Prod. error |
|----|--|----------------------|--------------|----------|---------|-----------|----------|-----------|---------|-------|-------------|
| 1 | GOM_NL__2PRFIN20080620_000246_000000532069_00345_32964_9880.N1 | 20-JUN-2008 00:02:46 | Twilight | 52.500 | 50 | 13Alp Ari | 2.0070 | 4250.0 | 105 | 32964 | No |
| 2 | GOM_NL__2PRFIN20080620_000734_000000442069_00345_32964_9881.N1 | 20-JUN-2008 00:07:34 | Dark | 43.500 | 94 | 92Alp Cet | 2.5260 | 3100.0 | 87 | 32964 | No |
| 3 | GOM_NL__2PRFIN20080620_002534_000000422069_00345_32964_9882.N1 | 20-JUN-2008 00:25:34 | Dark | 42.000 | 9 | Alp Eri | 0.45300 | 24000. | 84 | 32964 | No |
| 4 | GOM_NL__2PRFIN20080620_003142_000000422069_00346_32965_9996.N1 | 20-JUN-2008 00:31:42 | Dark | 42.000 | 63 | Bet Gru | 2.1500 | 2800.0 | 84 | 32965 | No |
| 5 | GOM_NL__2PRFIN20080620_003710_000000412069_00346_32965_9997.N1 | 20-JUN-2008 00:37:10 | Straylight | 41.000 | 45 | Alp Pav | 1.9400 | 26000. | 82 | 32965 | No |
| 6 | GOM_NL__2PRFIN20080620_004314_000000372069_00346_32965_9998.N1 | 20-JUN-2008 00:43:14 | Straylight | 37.000 | 147 | Alp Ara | 2.8770 | 26000. | 74 | 32965 | No |
| 7 | GOM_NL__2PRFIN20080620_004500_000000402069_00346_32965_9999.N1 | 20-JUN-2008 00:45:00 | Tw_and_stray | 40.000 | 40 | The Sco | 1.8590 | 7100.0 | 80 | 32965 | No |
| 8 | GOM_NL__2PRFIN20080620_004642_000000402069_00346_32965_0000.N1 | 20-JUN-2008 00:46:42 | Tw_and_stray | 40.000 | 25 | 35Lam Sco | 1.6200 | 28000. | 80 | 32965 | No |
| 9 | GOM_NL__2PRFIN20080620_004805_000000422069_00346_32965_0001.N1 | 20-JUN-2008 00:48:05 | Bright | 41.500 | 75 | 26Eps Sco | 2.2910 | 4250.0 | 83 | 32965 | No |
| 10 | GOM_NL__2PRFIN20080620_005308_000000392069_00346_32965_0002.N1 | 20-JUN-2008 00:53:08 | Bright | 38.500 | 86 | 35Eta Oph | 2.4300 | 10200. | 77 | 32965 | No |
| 11 | GOM_NL__2PRFIN20080620_005452_000000362069_00346_32965_0003.N1 | 20-JUN-2008 00:54:52 | Bright | 35.500 | 98 | 13Zet Oph | 2.5710 | 30000. | 71 | 32965 | No |
| 12 | GOM_NL__2PRFIN20080620_005658_000000362069_00346_32965_0004.N1 | 20-JUN-2008 00:56:58 | Bright | 35.500 | 120 | 1Del Oph | 2.7340 | 3200.0 | 71 | 32965 | No |
| 13 | GOM_NL__2PRFIN20080620_005921_000000412069_00346_32965_0005.N1 | 20-JUN-2008 00:59:21 | Bright | 41.000 | 126 | 60Bet Oph | 2.7700 | 4250.0 | 82 | 32965 | No |
| 14 | GOM_NL__2PRFIN20080620_010148_000000422069_00346_32965_0006.N1 | 20-JUN-2008 01:01:48 | Bright | 41.500 | 59 | 55Alp Oph | 2.0800 | 8900.0 | 83 | 32965 | No |
| 15 | GOM_NL__2PRFIN20080620_010400_000000362069_00346_32965_0007.N1 | 20-JUN-2008 01:04:00 | Bright | 36.000 | 127 | 27Bet Her | 2.7810 | 4700.0 | 72 | 32965 | No |
| 16 | GOM_NL__2PRFIN20080620_010657_000000382069_00346_32965_0008.N1 | 20-JUN-2008 01:06:57 | Bright | 37.500 | 133 | 40Zet Her | 2.8070 | 6000.0 | 75 | 32965 | No |
| 17 | GOM_NL__2PRFIN20080620_011331_000000362069_00346_32965_0009.N1 | 20-JUN-2008 01:13:31 | Bright | 36.000 | 130 | 23Bet Dra | 2.7990 | 5800.0 | 72 | 32965 | No |
| 18 | GOM_NL__2PRFIN20080620_011521_000000382069_00346_32965_0010.N1 | 20-JUN-2008 01:15:21 | Bright | 37.500 | 119 | 14Eta Dra | 2.7270 | 4700.0 | 75 | 32965 | No |
| 19 | GOM_NL__2PRFIN20080620_011900_000000352069_00346_32965_0011.N1 | 20-JUN-2008 01:19:00 | Bright | 35.000 | 60 | 7Bet UMi | 2.0810 | 3950.0 | 70 | 32965 | No |
| 20 | GOM_NL__2PRFIN20080620_012333_000000362069_00346_32965_0012.N1 | 20-JUN-2008 01:23:33 | Bright | 35.500 | 49 | 1Alp UMi | 1.9900 | 6300.0 | 71 | 32965 | No |
| 21 | GOM_NL__2PRFIN20080620_013048_000000612069_00346_32965_0013.N1 | 20-JUN-2008 01:30:48 | Bright | 61.000 | 76 | 27Gam Cas | 2.3000 | 30000. | 122 | 32965 | No |
| 22 | GOM_NL__2PRFIN20080620_013351_000000532069_00346_32965_0014.N1 | 20-JUN-2008 01:33:51 | Bright | 53.000 | 160 | 23Gam Per | 2.9300 | 4700.0 | 106 | 32965 | No |
| 23 | GOM_NL__2PRFIN20080620_013717_000000422069_00346_32965_0015.N1 | 20-JUN-2008 01:37:17 | Bright | 42.000 | 73 | 57Gam1And | 2.2600 | 13100. | 84 | 32965 | No |
| 24 | GOM_NL__2PRFIN20080620_013938_000000452069_00346_32965_0016.N1 | 20-JUN-2008 01:39:38 | Bright | 44.500 | 173 | 4Bet Tri | 3.0040 | 8900.0 | 89 | 32965 | No |
| 25 | GOM_NL__2PRFIN20080620_014322_000000522069_00346_32965_0017.N1 | 20-JUN-2008 01:43:22 | Twilight | 51.500 | 50 | 13Alp Ari | 2.0070 | 4250.0 | 103 | 32965 | No |
| 26 | GOM_NL__2PRFIN20080620_014810_000000482069_00346_32965_0018.N1 | 20-JUN-2008 01:48:10 | Dark | 47.500 | 94 | 92Alp Cet | 2.5260 | 3100.0 | 95 | 32965 | No |
| 27 | GOM_NL__2PRFIN20080620_020611_000000422069_00346_32965_0019.N1 | 20-JUN-2008 02:06:11 | Dark | 41.500 | 9 | Alp Eri | 0.45300 | 24000. | 83 | 32965 | No |
| 28 | GOM_NL__2PRFIN20080620_021219_000000402069_00347_32966_0012.N1 | 20-JUN-2008 02:12:19 | Dark | 40.000 | 63 | Bet Gru | 2.1500 | 2800.0 | 80 | 32966 | No |
| 29 | GOM_NL__2PRFIN20080620_021747_000000412069_00347_32966_0013.N1 | 20-JUN-2008 02:17:47 | Straylight | 41.000 | 45 | Alp Pav | 1.9400 | 26000. | 82 | 32966 | No |
| 30 | GOM_NL__2PRFIN20080620_022351_000000382069_00347_32966_0014.N1 | 20-JUN-2008 02:23:51 | Straylight | 37.500 | 147 | Alp Ara | 2.8770 | 26000. | 75 | 32966 | No |
| 31 | GOM_NL__2PRFIN20080620_022537_000000442069_00347_32966_0015.N1 | 20-JUN-2008 02:25:37 | Tw_and_stray | 43.500 | 40 | The Sco | 1.8590 | 7100.0 | 87 | 32966 | No |
| 32 | GOM_NL__2PRFIN20080620_022718_000000442069_00347_32966_0016.N1 | 20-JUN-2008 02:27:18 | Tw_and_stray | 43.500 | 25 | 35Lam Sco | 1.6200 | 28000. | 87 | 32966 | No |
| 33 | GOM_NL__2PRFIN20080620_022841_000000442069_00347_32966_0017.N1 | 20-JUN-2008 02:28:41 | Bright | 43.500 | 75 | 26Eps Sco | 2.2910 | 4250.0 | 87 | 32966 | No |
| 34 | GOM_NL__2PRFIN20080620_023344_000000382069_00347_32966_0018.N1 | 20-JUN-2008 02:33:44 | Bright | 38.000 | 86 | 35Eta Oph | 2.4300 | 10200. | 76 | 32966 | No |
| 35 | GOM_NL__2PRFIN20080620_023528_000000362069_00347_32966_0019.N1 | 20-JUN-2008 02:35:28 | Bright | 36.000 | 98 | 13Zet Oph | 2.5710 | 30000. | 72 | 32966 | No |
| 36 | GOM_NL__2PRFIN20080620_023734_000000362069_00347_32966_0020.N1 | 20-JUN-2008 02:37:34 | Bright | 35.500 | 120 | 1Del Oph | 2.7340 | 3200.0 | 71 | 32966 | No |
| 37 | GOM_NL__2PRFIN20080620_023957_000000412069_00347_32966_0021.N1 | 20-JUN-2008 02:39:57 | Bright | 41.000 | 126 | 60Bet Oph | 2.7700 | 4250.0 | 82 | 32966 | No |
| 38 | GOM_NL__2PRFIN20080620_024224_000000412069_00347_32966_0022.N1 | 20-JUN-2008 02:42:24 | Bright | 40.500 | 59 | 55Alp Oph | 2.0800 | 8900.0 | 81 | 32966 | No |
| 39 | GOM_NL__2PRFIN20080620_024436_000000352069_00347_32966_0023.N1 | 20-JUN-2008 02:44:36 | Bright | 34.500 | 127 | 27Bet Her | 2.7810 | 4700.0 | 69 | 32966 | No |
| 40 | GOM_NL__2PRFIN20080620_024732_000000362069_00347_32966_0024.N1 | 20-JUN-2008 02:47:32 | Bright | 36.000 | 133 | 40Zet Her | 2.8070 | 6000.0 | 72 | 32966 | No |
| 41 | GOM_NL__2PRFIN20080620_025407_000000392069_00347_32966_0025.N1 | 20-JUN-2008 02:54:07 | Bright | 38.500 | 130 | 23Bet Dra | 2.7990 | 5800.0 | 77 | 32966 | No |
| 42 | GOM_NL__2PRFIN20080620_025557_000000342069_00347_32966_0026.N1 | 20-JUN-2008 02:55:57 | Bright | 33.500 | 119 | 14Eta Dra | 2.7270 | 4700.0 | 67 | 32966 | No |

| | | | | | | | | | | | |
|-----|--|----------------------|----------------|--------|-----|-----------|---------|--------|-----|-------|----|
| 43 | GOM_NL__2PRFIN20080620_025936_000000372069_00347_32966_0027.N1 | 20-JUN-2008 02:59:36 | Bright | 37.000 | 60 | 7Bet UMi | 2.0810 | 3950.0 | 74 | 32966 | No |
| 44 | GOM_NL__2PRFIN20080620_030408_000000362069_00347_32966_0028.N1 | 20-JUN-2008 03:04:08 | Bright | 35.500 | 49 | 1Alp UMi | 1.9900 | 6300.0 | 71 | 32966 | No |
| 45 | GOM_NL__2PRFIN20080620_031123_000000612069_00347_32966_0029.N1 | 20-JUN-2008 03:11:23 | Bright | 61.000 | 76 | 27Gam Cas | 2.3000 | 30000. | 122 | 32966 | No |
| 46 | GOM_NL__2PRFIN20080620_031427_000000352069_00347_32966_0030.N1 | 20-JUN-2008 03:14:27 | Bright | 35.000 | 160 | 23Gam Per | 2.9300 | 4700.0 | 70 | 32966 | No |
| 47 | GOM_NL__2PRFIN20080620_031753_000000412069_00347_32966_0031.N1 | 20-JUN-2008 03:17:53 | Bright | 41.000 | 73 | 57Gam1And | 2.2600 | 13100. | 82 | 32966 | No |
| 48 | GOM_NL__2PRFIN20080620_032014_000000462069_00347_32966_0032.N1 | 20-JUN-2008 03:20:14 | Bright | 45.500 | 173 | 4Bet Tri | 3.0040 | 8900.0 | 91 | 32966 | No |
| 49 | GOM_NL__2PRFIN20080620_032358_000000502069_00347_32966_0033.N1 | 20-JUN-2008 03:23:58 | Twilight | 50.000 | 50 | 13Alp Ari | 2.0070 | 4250.0 | 100 | 32966 | No |
| 50 | GOM_NL__2PRFIN20080620_032846_000000462069_00347_32966_0034.N1 | 20-JUN-2008 03:28:46 | Dark | 46.000 | 94 | 92Alp Cet | 2.5260 | 3100.0 | 92 | 32966 | No |
| 51 | GOM_NL__2PRFIN20080620_034647_000000432069_00347_32966_0035.N1 | 20-JUN-2008 03:46:47 | Dark | 42.500 | 9 | Alp Eri | 0.45300 | 24000. | 85 | 32966 | No |
| 52 | GOM_NL__2PRFIN20080620_035256_000000402069_00348_32967_0045.N1 | 20-JUN-2008 03:52:56 | Dark | 40.000 | 63 | Bet Gru | 2.1500 | 2800.0 | 80 | 32967 | No |
| 53 | GOM_NL__2PRFIN20080620_035823_000000432069_00348_32967_0046.N1 | 20-JUN-2008 03:58:23 | Straylight | 42.500 | 45 | Alp Pav | 1.9400 | 26000. | 85 | 32967 | No |
| 54 | GOM_NL__2PRFIN20080620_040427_000000392069_00348_32967_0047.N1 | 20-JUN-2008 04:04:27 | Straylight | 38.500 | 147 | Alp Ara | 2.8770 | 26000. | 77 | 32967 | No |
| 55 | GOM_NL__2PRFIN20080620_040613_000000432069_00348_32967_0048.N1 | 20-JUN-2008 04:06:13 | Tw_i_and_stray | 42.500 | 40 | The Sco | 1.8590 | 7100.0 | 85 | 32967 | No |
| 56 | GOM_NL__2PRFIN20080620_040755_000000402069_00348_32967_0049.N1 | 20-JUN-2008 04:07:55 | Tw_i_and_stray | 40.000 | 25 | 35Lam Sco | 1.6200 | 28000. | 80 | 32967 | No |
| 57 | GOM_NL__2PRFIN20080620_040917_000000432069_00348_32967_0050.N1 | 20-JUN-2008 04:09:17 | Bright | 42.500 | 75 | 26Eps Sco | 2.2910 | 4250.0 | 85 | 32967 | No |
| 58 | GOM_NL__2PRFIN20080620_041420_000000372069_00348_32967_0051.N1 | 20-JUN-2008 04:14:20 | Bright | 36.500 | 86 | 35Eta Oph | 2.4300 | 10200. | 73 | 32967 | No |
| 59 | GOM_NL__2PRFIN20080620_041604_000000362069_00348_32967_0052.N1 | 20-JUN-2008 04:16:04 | Bright | 36.000 | 98 | 13Zet Oph | 2.5710 | 30000. | 72 | 32967 | No |
| 60 | GOM_NL__2PRFIN20080620_041810_000000362069_00348_32967_0053.N1 | 20-JUN-2008 04:18:10 | Bright | 36.000 | 120 | 1Del Oph | 2.7340 | 3200.0 | 72 | 32967 | No |
| 61 | GOM_NL__2PRFIN20080620_042033_000000412069_00348_32967_0054.N1 | 20-JUN-2008 04:20:33 | Bright | 41.000 | 126 | 60Bet Oph | 2.7700 | 4250.0 | 82 | 32967 | No |
| 62 | GOM_NL__2PRFIN20080620_042259_000000402069_00348_32967_0055.N1 | 20-JUN-2008 04:22:59 | Bright | 39.500 | 59 | 55Alp Oph | 2.0800 | 8900.0 | 79 | 32967 | No |
| 63 | GOM_NL__2PRFIN20080620_042512_000000362069_00348_32967_0056.N1 | 20-JUN-2008 04:25:12 | Bright | 35.500 | 127 | 27Bet Her | 2.7810 | 4700.0 | 71 | 32967 | No |
| 64 | GOM_NL__2PRFIN20080620_042808_000000382069_00348_32967_0057.N1 | 20-JUN-2008 04:28:08 | Bright | 37.500 | 133 | 40Zet Her | 2.8070 | 6000.0 | 75 | 32967 | No |
| 65 | GOM_NL__2PRFIN20080620_043443_000000362069_00348_32967_0058.N1 | 20-JUN-2008 04:34:43 | Bright | 35.500 | 130 | 23Bet Dra | 2.7990 | 5800.0 | 71 | 32967 | No |
| 66 | GOM_NL__2PRFIN20080620_043633_000000342069_00348_32967_0059.N1 | 20-JUN-2008 04:36:33 | Bright | 34.000 | 119 | 14Eta Dra | 2.7270 | 4700.0 | 68 | 32967 | No |
| 67 | GOM_NL__2PRFIN20080620_044013_000000372069_00348_32967_0060.N1 | 20-JUN-2008 04:40:13 | Bright | 37.000 | 60 | 7Bet UMi | 2.0810 | 3950.0 | 74 | 32967 | No |
| 68 | GOM_NL__2PRFIN20080620_044444_000000362069_00348_32967_0061.N1 | 20-JUN-2008 04:44:44 | Bright | 36.000 | 49 | 1Alp UMi | 1.9900 | 6300.0 | 72 | 32967 | No |
| 69 | GOM_NL__2PRFIN20080620_045159_000000612069_00348_32967_0062.N1 | 20-JUN-2008 04:51:59 | Bright | 61.000 | 76 | 27Gam Cas | 2.3000 | 30000. | 122 | 32967 | No |
| 70 | GOM_NL__2PRFIN20080620_045503_000000452069_00348_32967_0063.N1 | 20-JUN-2008 04:55:03 | Bright | 45.000 | 160 | 23Gam Per | 2.9300 | 4700.0 | 90 | 32967 | No |
| 71 | GOM_NL__2PRFIN20080620_045829_000000432069_00348_32967_0064.N1 | 20-JUN-2008 04:58:29 | Bright | 42.500 | 73 | 57Gam1And | 2.2600 | 13100. | 85 | 32967 | No |
| 72 | GOM_NL__2PRFIN20080620_050050_000000452069_00348_32967_0065.N1 | 20-JUN-2008 05:00:50 | Bright | 45.000 | 173 | 4Bet Tri | 3.0040 | 8900.0 | 90 | 32967 | No |
| 73 | GOM_NL__2PRFIN20080620_050435_000000522069_00348_32967_0066.N1 | 20-JUN-2008 05:04:35 | Twilight | 51.500 | 50 | 13Alp Ari | 2.0070 | 4250.0 | 103 | 32967 | No |
| 74 | GOM_NL__2PRFIN20080620_050922_000000472069_00348_32967_0067.N1 | 20-JUN-2008 05:09:22 | Dark | 47.000 | 94 | 92Alp Cet | 2.5260 | 3100.0 | 94 | 32967 | No |
| 75 | GOM_NL__2PRFIN20080620_052724_000000392069_00348_32967_0068.N1 | 20-JUN-2008 05:27:24 | Dark | 38.500 | 9 | Alp Eri | 0.45300 | 24000. | 77 | 32967 | No |
| 76 | GOM_NL__2PRFIN20080620_053333_000000392069_00349_32968_0077.N1 | 20-JUN-2008 05:33:33 | Dark | 39.000 | 63 | Bet Gru | 2.1500 | 2800.0 | 78 | 32968 | No |
| 77 | GOM_NL__2PRFIN20080620_053900_000000432069_00349_32968_0078.N1 | 20-JUN-2008 05:39:00 | Straylight | 42.500 | 45 | Alp Pav | 1.9400 | 26000. | 85 | 32968 | No |
| 78 | GOM_NL__2PRFIN20080620_054503_000000392069_00349_32968_0079.N1 | 20-JUN-2008 05:45:03 | Straylight | 38.500 | 147 | Alp Ara | 2.8770 | 26000. | 77 | 32968 | No |
| 79 | GOM_NL__2PRFIN20080620_054649_000000432069_00349_32968_0080.N1 | 20-JUN-2008 05:46:49 | Tw_i_and_stray | 42.500 | 40 | The Sco | 1.8590 | 7100.0 | 85 | 32968 | No |
| 80 | GOM_NL__2PRFIN20080620_054831_000000442069_00349_32968_0081.N1 | 20-JUN-2008 05:48:31 | Tw_i_and_stray | 43.500 | 25 | 35Lam Sco | 1.6200 | 28000. | 87 | 32968 | No |
| 81 | GOM_NL__2PRFIN20080620_054953_000000452069_00349_32968_0082.N1 | 20-JUN-2008 05:49:53 | Bright | 45.000 | 75 | 26Eps Sco | 2.2910 | 4250.0 | 90 | 32968 | No |
| 82 | GOM_NL__2PRFIN20080620_055456_000000382069_00349_32968_0083.N1 | 20-JUN-2008 05:54:56 | Bright | 37.500 | 86 | 35Eta Oph | 2.4300 | 10200. | 75 | 32968 | No |
| 83 | GOM_NL__2PRFIN20080620_055640_000000352069_00349_32968_0084.N1 | 20-JUN-2008 05:56:40 | Bright | 35.000 | 98 | 13Zet Oph | 2.5710 | 30000. | 70 | 32968 | No |
| 84 | GOM_NL__2PRFIN20080620_055846_000000362069_00349_32968_0085.N1 | 20-JUN-2008 05:58:46 | Bright | 35.500 | 120 | 1Del Oph | 2.7340 | 3200.0 | 71 | 32968 | No |
| 85 | GOM_NL__2PRFIN20080620_060109_000000402069_00349_32968_0086.N1 | 20-JUN-2008 06:01:09 | Bright | 40.000 | 126 | 60Bet Oph | 2.7700 | 4250.0 | 80 | 32968 | No |
| 86 | GOM_NL__2PRFIN20080620_060335_000000412069_00349_32968_0087.N1 | 20-JUN-2008 06:03:35 | Bright | 41.000 | 59 | 55Alp Oph | 2.0800 | 8900.0 | 82 | 32968 | No |
| 87 | GOM_NL__2PRFIN20080620_060548_000000342069_00349_32968_0088.N1 | 20-JUN-2008 06:05:48 | Bright | 34.000 | 127 | 27Bet Her | 2.7810 | 4700.0 | 68 | 32968 | No |
| 88 | GOM_NL__2PRFIN20080620_060844_000000352069_00349_32968_0089.N1 | 20-JUN-2008 06:08:44 | Bright | 35.000 | 133 | 40Zet Her | 2.8070 | 6000.0 | 70 | 32968 | No |
| 89 | GOM_NL__2PRFIN20080620_061519_000000402069_00349_32968_0090.N1 | 20-JUN-2008 06:15:19 | Bright | 39.500 | 130 | 23Bet Dra | 2.7990 | 5800.0 | 79 | 32968 | No |
| 90 | GOM_NL__2PRFIN20080620_061709_000000372069_00349_32968_0091.N1 | 20-JUN-2008 06:17:09 | Bright | 36.500 | 119 | 14Eta Dra | 2.7270 | 4700.0 | 73 | 32968 | No |
| 91 | GOM_NL__2PRFIN20080620_062049_000000362069_00349_32968_0092.N1 | 20-JUN-2008 06:20:49 | Bright | 35.500 | 60 | 7Bet UMi | 2.0810 | 3950.0 | 71 | 32968 | No |
| 92 | GOM_NL__2PRFIN20080620_062521_000000332069_00349_32968_0093.N1 | 20-JUN-2008 06:25:21 | Bright | 33.000 | 49 | 1Alp UMi | 1.9900 | 6300.0 | 66 | 32968 | No |
| 93 | GOM_NL__2PRFIN20080620_063235_000000602069_00349_32968_0094.N1 | 20-JUN-2008 06:32:35 | Bright | 59.500 | 76 | 27Gam Cas | 2.3000 | 30000. | 119 | 32968 | No |
| 94 | GOM_NL__2PRFIN20080620_063539_000000342069_00349_32968_0095.N1 | 20-JUN-2008 06:35:39 | Bright | 34.000 | 160 | 23Gam Per | 2.9300 | 4700.0 | 68 | 32968 | No |
| 95 | GOM_NL__2PRFIN20080620_063905_000000442069_00349_32968_0096.N1 | 20-JUN-2008 06:39:05 | Bright | 44.000 | 73 | 57Gam1And | 2.2600 | 13100. | 88 | 32968 | No |
| 96 | GOM_NL__2PRFIN20080620_064126_000000422069_00349_32968_0097.N1 | 20-JUN-2008 06:41:26 | Bright | 41.500 | 173 | 4Bet Tri | 3.0040 | 8900.0 | 83 | 32968 | No |
| 97 | GOM_NL__2PRFIN20080620_064511_000000502069_00349_32968_0098.N1 | 20-JUN-2008 06:45:11 | Twilight | 50.000 | 50 | 13Alp Ari | 2.0070 | 4250.0 | 100 | 32968 | No |
| 98 | GOM_NL__2PRFIN20080620_064959_000000392069_00349_32968_0099.N1 | 20-JUN-2008 06:49:59 | Dark | 39.000 | 94 | 92Alp Cet | 2.5260 | 3100.0 | 78 | 32968 | No |
| 99 | GOM_NL__2PRFIN20080620_070800_000000462069_00349_32968_0100.N1 | 20-JUN-2008 07:08:00 | Dark | 45.500 | 9 | Alp Eri | 0.45300 | 24000. | 91 | 32968 | No |
| 100 | GOM_NL__2PRFIN20080620_071410_000000392069_00350_32969_0101.N1 | 20-JUN-2008 07:14:10 | Dark | 39.000 | 63 | Bet Gru | 2.1500 | 2800.0 | 78 | 32969 | No |
| 101 | GOM_NL__2PRFIN20080620_071936_000000442069_00350_32969_0102.N1 | 20-JUN-2008 07:19:36 | Straylight | 44.000 | 45 | Alp Pav | 1.9400 | 26000. | 88 | 32969 | No |

| | | | | | | | | | | | |
|-----|--|----------------------|------------|--------|-----|-----------|---------|--------|-----|-------|----|
| 102 | GOM_NL__2PRFIN20080620_072539_000000402069_00350_32969_0103.N1 | 20-JUN-2008 07:25:39 | Straylight | 39.500 | 147 | Alp Ara | 2.8770 | 26000. | 79 | 32969 | No |
| 103 | GOM_NL__2PRFIN20080620_072725_000000422069_00350_32969_0104.N1 | 20-JUN-2008 07:27:25 | Twilight | 42.000 | 40 | The Sco | 1.8590 | 7100.0 | 84 | 32969 | No |
| 104 | GOM_NL__2PRFIN20080620_072907_000000432069_00350_32969_0105.N1 | 20-JUN-2008 07:29:07 | Twilight | 43.000 | 25 | 35Lam Sco | 1.6200 | 28000. | 86 | 32969 | No |
| 105 | GOM_NL__2PRFIN20080620_073030_000000432069_00350_32969_0106.N1 | 20-JUN-2008 07:30:30 | Bright | 43.000 | 75 | 26Eps Sco | 2.2910 | 4250.0 | 86 | 32969 | No |
| 106 | GOM_NL__2PRFIN20080620_073532_000000382069_00350_32969_0107.N1 | 20-JUN-2008 07:35:32 | Bright | 38.000 | 86 | 35Eta Oph | 2.4300 | 10200. | 76 | 32969 | No |
| 107 | GOM_NL__2PRFIN20080620_073716_000000352069_00350_32969_0108.N1 | 20-JUN-2008 07:37:16 | Bright | 34.500 | 98 | 13Zet Oph | 2.5710 | 30000. | 69 | 32969 | No |
| 108 | GOM_NL__2PRFIN20080620_073922_000000362069_00350_32969_0109.N1 | 20-JUN-2008 07:39:22 | Bright | 35.500 | 120 | 1Del Oph | 2.7340 | 3200.0 | 71 | 32969 | No |
| 109 | GOM_NL__2PRFIN20080620_074144_000000412069_00350_32969_0110.N1 | 20-JUN-2008 07:41:44 | Bright | 40.500 | 126 | 60Bet Oph | 2.7700 | 4250.0 | 81 | 32969 | No |
| 110 | GOM_NL__2PRFIN20080620_074411_000000422069_00350_32969_0111.N1 | 20-JUN-2008 07:44:11 | Bright | 41.500 | 59 | 55Alp Oph | 2.0800 | 8900.0 | 83 | 32969 | No |
| 111 | GOM_NL__2PRFIN20080620_074624_000000382069_00350_32969_0112.N1 | 20-JUN-2008 07:46:24 | Bright | 37.500 | 127 | 27Bet Her | 2.7810 | 4700.0 | 75 | 32969 | No |
| 112 | GOM_NL__2PRFIN20080620_074920_000000372069_00350_32969_0113.N1 | 20-JUN-2008 07:49:20 | Bright | 37.000 | 133 | 40Zet Her | 2.8070 | 6000.0 | 74 | 32969 | No |
| 113 | GOM_NL__2PRFIN20080620_075554_000000402069_00350_32969_0114.N1 | 20-JUN-2008 07:55:54 | Bright | 40.000 | 130 | 23Bet Dra | 2.7990 | 5800.0 | 80 | 32969 | No |
| 114 | GOM_NL__2PRFIN20080620_075745_000000362069_00350_32969_0115.N1 | 20-JUN-2008 07:57:45 | Bright | 35.500 | 119 | 14Eta Dra | 2.7270 | 4700.0 | 71 | 32969 | No |
| 115 | GOM_NL__2PRFIN20080620_080125_000000362069_00350_32969_0116.N1 | 20-JUN-2008 08:01:25 | Bright | 35.500 | 60 | 7Bet UMi | 2.0810 | 3950.0 | 71 | 32969 | No |
| 116 | GOM_NL__2PRFIN20080620_080556_000000342069_00350_32969_0117.N1 | 20-JUN-2008 08:05:56 | Bright | 34.000 | 49 | 1Alp UMi | 1.9900 | 6300.0 | 68 | 32969 | No |
| 117 | GOM_NL__2PRFIN20080620_081311_000000402069_00350_32969_0118.N1 | 20-JUN-2008 08:13:11 | Bright | 39.500 | 76 | 27Gam Cas | 2.3000 | 30000. | 79 | 32969 | No |
| 118 | GOM_NL__2PRFIN20080620_081615_000000342069_00350_32969_0119.N1 | 20-JUN-2008 08:16:15 | Bright | 34.000 | 160 | 23Gam Per | 2.9300 | 4700.0 | 68 | 32969 | No |
| 119 | GOM_NL__2PRFIN20080620_081941_000000422069_00350_32969_0120.N1 | 20-JUN-2008 08:19:41 | Bright | 41.500 | 73 | 57Gam1And | 2.2600 | 13100. | 83 | 32969 | No |
| 120 | GOM_NL__2PRFIN20080620_082202_000000442069_00350_32969_0121.N1 | 20-JUN-2008 08:22:02 | Bright | 43.500 | 173 | 4Bet Tri | 3.0040 | 8900.0 | 87 | 32969 | No |
| 121 | GOM_NL__2PRFIN20080620_082547_000000512069_00350_32969_0122.N1 | 20-JUN-2008 08:25:47 | Twilight | 50.500 | 50 | 13Alp Ari | 2.0070 | 4250.0 | 101 | 32969 | No |
| 122 | GOM_NL__2PRFIN20080620_083035_000000442069_00350_32969_0123.N1 | 20-JUN-2008 08:30:35 | Dark | 44.000 | 94 | 92Alp Cet | 2.5260 | 3100.0 | 88 | 32969 | No |
| 123 | GOM_NL__2PRFIN20080620_084836_000000432069_00350_32969_0124.N1 | 20-JUN-2008 08:48:36 | Dark | 43.000 | 9 | Alp Eri | 0.45300 | 24000. | 86 | 32969 | No |
| 124 | GOM_NL__2PRFIN20080620_085447_000000372069_00351_32970_0148.N1 | 20-JUN-2008 08:54:47 | Dark | 37.000 | 63 | Bet Gru | 2.1500 | 2800.0 | 74 | 32970 | No |
| 125 | GOM_NL__2PRFIN20080620_090013_000000432069_00351_32970_0149.N1 | 20-JUN-2008 09:00:13 | Straylight | 43.000 | 45 | Alp Pav | 1.9400 | 26000. | 86 | 32970 | No |
| 126 | GOM_NL__2PRFIN20080620_090616_000000392069_00351_32970_0150.N1 | 20-JUN-2008 09:06:16 | Straylight | 38.500 | 147 | Alp Ara | 2.8770 | 26000. | 77 | 32970 | No |
| 127 | GOM_NL__2PRFIN20080620_090802_000000412069_00351_32970_0151.N1 | 20-JUN-2008 09:08:02 | Twilight | 40.500 | 40 | The Sco | 1.8590 | 7100.0 | 81 | 32970 | No |
| 128 | GOM_NL__2PRFIN20080620_090943_000000412069_00351_32970_0152.N1 | 20-JUN-2008 09:09:43 | Twilight | 41.000 | 25 | 35Lam Sco | 1.6200 | 28000. | 82 | 32970 | No |
| 129 | GOM_NL__2PRFIN20080620_091106_000000492069_00351_32970_0153.N1 | 20-JUN-2008 09:11:06 | Bright | 48.500 | 75 | 26Eps Sco | 2.2910 | 4250.0 | 97 | 32970 | No |
| 130 | GOM_NL__2PRFIN20080620_091609_000000382069_00351_32970_0154.N1 | 20-JUN-2008 09:16:09 | Bright | 38.000 | 86 | 35Eta Oph | 2.4300 | 10200. | 76 | 32970 | No |
| 131 | GOM_NL__2PRFIN20080620_091752_000000422069_00351_32970_0155.N1 | 20-JUN-2008 09:17:52 | Bright | 41.500 | 98 | 13Zet Oph | 2.5710 | 30000. | 83 | 32970 | No |
| 132 | GOM_NL__2PRFIN20080620_091958_000000362069_00351_32970_0156.N1 | 20-JUN-2008 09:19:58 | Bright | 35.500 | 120 | 1Del Oph | 2.7340 | 3200.0 | 71 | 32970 | No |
| 133 | GOM_NL__2PRFIN20080620_092220_000000412069_00351_32970_0157.N1 | 20-JUN-2008 09:22:20 | Bright | 41.000 | 126 | 60Bet Oph | 2.7700 | 4250.0 | 82 | 32970 | No |
| 134 | GOM_NL__2PRFIN20080620_092447_000000412069_00351_32970_0158.N1 | 20-JUN-2008 09:24:47 | Bright | 40.500 | 59 | 55Alp Oph | 2.0800 | 8900.0 | 81 | 32970 | No |
| 135 | GOM_NL__2PRFIN20080620_092700_000000352069_00351_32970_0159.N1 | 20-JUN-2008 09:27:00 | Bright | 35.000 | 127 | 27Bet Her | 2.7810 | 4700.0 | 70 | 32970 | No |
| 136 | GOM_NL__2PRFIN20080620_092956_000000372069_00351_32970_0160.N1 | 20-JUN-2008 09:29:56 | Bright | 37.000 | 133 | 40Zet Her | 2.8070 | 6000.0 | 74 | 32970 | No |
| 137 | GOM_NL__2PRFIN20080620_093630_000000392069_00351_32970_0161.N1 | 20-JUN-2008 09:36:30 | Bright | 38.500 | 130 | 23Bet Dra | 2.7990 | 5800.0 | 77 | 32970 | No |
| 138 | GOM_NL__2PRFIN20080620_093821_000000362069_00351_32970_0162.N1 | 20-JUN-2008 09:38:21 | Bright | 36.000 | 119 | 14Eta Dra | 2.7270 | 4700.0 | 72 | 32970 | No |
| 139 | GOM_NL__2PRFIN20080620_094201_000000372069_00351_32970_0163.N1 | 20-JUN-2008 09:42:01 | Bright | 36.500 | 60 | 7Bet UMi | 2.0810 | 3950.0 | 73 | 32970 | No |
| 140 | GOM_NL__2PRFIN20080620_094632_000000362069_00351_32970_0164.N1 | 20-JUN-2008 09:46:32 | Bright | 36.000 | 49 | 1Alp UMi | 1.9900 | 6300.0 | 72 | 32970 | No |
| 141 | GOM_NL__2PRFIN20080620_095346_000000402069_00351_32970_0165.N1 | 20-JUN-2008 09:53:46 | Bright | 40.000 | 76 | 27Gam Cas | 2.3000 | 30000. | 80 | 32970 | No |
| 142 | GOM_NL__2PRFIN20080620_095651_000000532069_00351_32970_0166.N1 | 20-JUN-2008 09:56:51 | Bright | 53.000 | 160 | 23Gam Per | 2.9300 | 4700.0 | 106 | 32970 | No |
| 143 | GOM_NL__2PRFIN20080620_100238_000000452069_00351_32970_0167.N1 | 20-JUN-2008 10:02:38 | Bright | 45.000 | 173 | 4Bet Tri | 3.0040 | 8900.0 | 90 | 32970 | No |
| 144 | GOM_NL__2PRFIN20080620_100623_000000402069_00351_32970_0168.N1 | 20-JUN-2008 10:06:23 | Twilight | 40.000 | 50 | 13Alp Ari | 2.0070 | 4250.0 | 80 | 32970 | No |
| 145 | GOM_NL__2PRFIN20080620_101111_000000462069_00351_32970_0169.N1 | 20-JUN-2008 10:11:11 | Dark | 45.500 | 94 | 92Alp Cet | 2.5260 | 3100.0 | 91 | 32970 | No |
| 146 | GOM_NL__2PRFIN20080620_102913_000000492069_00351_32970_0170.N1 | 20-JUN-2008 10:29:13 | Dark | 49.000 | 9 | Alp Eri | 0.45300 | 24000. | 98 | 32970 | No |
| 147 | GOM_NL__2PRFIN20080620_103524_000000372069_00352_32971_0159.N1 | 20-JUN-2008 10:35:24 | Dark | 37.000 | 63 | Bet Gru | 2.1500 | 2800.0 | 74 | 32971 | No |
| 148 | GOM_NL__2PRFIN20080620_104049_000000422069_00352_32971_0160.N1 | 20-JUN-2008 10:40:49 | Straylight | 42.000 | 45 | Alp Pav | 1.9400 | 26000. | 84 | 32971 | No |
| 149 | GOM_NL__2PRFIN20080620_104652_000000392069_00352_32971_0161.N1 | 20-JUN-2008 10:46:52 | Straylight | 38.500 | 147 | Alp Ara | 2.8770 | 26000. | 77 | 32971 | No |
| 150 | GOM_NL__2PRFIN20080620_104838_000000412069_00352_32971_0162.N1 | 20-JUN-2008 10:48:38 | Twilight | 40.500 | 40 | The Sco | 1.8590 | 7100.0 | 81 | 32971 | No |
| 151 | GOM_NL__2PRFIN20080620_105019_000000422069_00352_32971_0163.N1 | 20-JUN-2008 10:50:19 | Twilight | 42.000 | 25 | 35Lam Sco | 1.6200 | 28000. | 84 | 32971 | No |
| 152 | GOM_NL__2PRFIN20080620_105142_000000522069_00352_32971_0164.N1 | 20-JUN-2008 10:51:42 | Bright | 52.000 | 75 | 26Eps Sco | 2.2910 | 4250.0 | 104 | 32971 | No |
| 153 | GOM_NL__2PRFIN20080620_105644_000000382069_00352_32971_0165.N1 | 20-JUN-2008 10:56:44 | Bright | 38.000 | 86 | 35Eta Oph | 2.4300 | 10200. | 76 | 32971 | No |
| 154 | GOM_NL__2PRFIN20080620_105828_000000352069_00352_32971_0166.N1 | 20-JUN-2008 10:58:28 | Bright | 35.000 | 98 | 13Zet Oph | 2.5710 | 30000. | 70 | 32971 | No |
| 155 | GOM_NL__2PRFIN20080620_110034_000000362069_00352_32971_0167.N1 | 20-JUN-2008 11:00:34 | Bright | 35.500 | 120 | 1Del Oph | 2.7340 | 3200.0 | 71 | 32971 | No |
| 156 | GOM_NL__2PRFIN20080620_110256_000000402069_00352_32971_0168.N1 | 20-JUN-2008 11:02:56 | Bright | 40.000 | 126 | 60Bet Oph | 2.7700 | 4250.0 | 80 | 32971 | No |
| 157 | GOM_NL__2PRFIN20080620_110522_000000392069_00352_32971_0169.N1 | 20-JUN-2008 11:05:22 | Bright | 39.000 | 59 | 55Alp Oph | 2.0800 | 8900.0 | 78 | 32971 | No |
| 158 | GOM_NL__2PRFIN20080620_110736_000000372069_00352_32971_0170.N1 | 20-JUN-2008 11:07:36 | Bright | 37.000 | 127 | 27Bet Her | 2.7810 | 4700.0 | 74 | 32971 | No |
| 159 | GOM_NL__2PRFIN20080620_111032_000000382069_00352_32971_0171.N1 | 20-JUN-2008 11:10:32 | Bright | 37.500 | 133 | 40Zet Her | 2.8070 | 6000.0 | 75 | 32971 | No |
| 160 | GOM_NL__2PRFIN20080620_111705_000000402069_00352_32971_0172.N1 | 20-JUN-2008 11:17:05 | Bright | 39.500 | 130 | 23Bet Dra | 2.7990 | 5800.0 | 79 | 32971 | No |

| | | | | | | | | | | | |
|-----|--|----------------------|----------------|--------|-----|-----------|---------|--------|-----|-------|----|
| 161 | GOM_NL__2PRFIN20080620_111857_000000372069_00352_32971_0173.N1 | 20-JUN-2008 11:18:57 | Bright | 36.500 | 119 | 14Eta Dra | 2.7270 | 4700.0 | 73 | 32971 | No |
| 162 | GOM_NL__2PRFIN20080620_112237_000000362069_00352_32971_0174.N1 | 20-JUN-2008 11:22:37 | Bright | 35.500 | 60 | 7Bet UMi | 2.0810 | 3950.0 | 71 | 32971 | No |
| 163 | GOM_NL__2PRFIN20080620_112708_000000362069_00352_32971_0175.N1 | 20-JUN-2008 11:27:08 | Bright | 36.000 | 49 | 1Alp UMi | 1.9900 | 6300.0 | 72 | 32971 | No |
| 164 | GOM_NL__2PRFIN20080620_113422_000000522069_00352_32971_0176.N1 | 20-JUN-2008 11:34:22 | Bright | 51.500 | 76 | 27Gam Cas | 2.3000 | 30000. | 103 | 32971 | No |
| 165 | GOM_NL__2PRFIN20080620_113727_000000532069_00352_32971_0177.N1 | 20-JUN-2008 11:37:27 | Bright | 53.000 | 160 | 23Gam Per | 2.9300 | 4700.0 | 106 | 32971 | No |
| 166 | GOM_NL__2PRFIN20080620_114314_000000442069_00352_32971_0178.N1 | 20-JUN-2008 11:43:14 | Bright | 44.000 | 173 | 4Bet Tri | 3.0040 | 8900.0 | 88 | 32971 | No |
| 167 | GOM_NL__2PRFIN20080620_114659_000000532069_00352_32971_0179.N1 | 20-JUN-2008 11:46:59 | Twilight | 53.000 | 50 | 13Alp Ari | 2.0070 | 4250.0 | 106 | 32971 | No |
| 168 | GOM_NL__2PRFIN20080620_115147_000000462069_00352_32971_0180.N1 | 20-JUN-2008 11:51:47 | Dark | 46.000 | 94 | 92Alp Cet | 2.5260 | 3100.0 | 92 | 32971 | No |
| 169 | GOM_NL__2PRFIN20080620_120949_000000472069_00352_32971_0181.N1 | 20-JUN-2008 12:09:49 | Dark | 46.500 | 9 | Alp Eri | 0.45300 | 24000. | 93 | 32971 | No |
| 170 | GOM_NL__2PRFIN20080620_121601_000000362069_00353_32972_0204.N1 | 20-JUN-2008 12:16:01 | Dark | 36.000 | 63 | Bet Gru | 2.1500 | 2800.0 | 72 | 32972 | No |
| 171 | GOM_NL__2PRFIN20080620_122126_000000412069_00353_32972_0205.N1 | 20-JUN-2008 12:21:26 | Straylight | 41.000 | 45 | Alp Pav | 1.9400 | 26000. | 82 | 32972 | No |
| 172 | GOM_NL__2PRFIN20080620_122728_000000382069_00353_32972_0206.N1 | 20-JUN-2008 12:27:28 | Straylight | 38.000 | 147 | Alp Ara | 2.8770 | 26000. | 76 | 32972 | No |
| 173 | GOM_NL__2PRFIN20080620_122914_000000422069_00353_32972_0207.N1 | 20-JUN-2008 12:29:14 | Tw_i_and_stray | 41.500 | 40 | The Sco | 1.8590 | 7100.0 | 83 | 32972 | No |
| 174 | GOM_NL__2PRFIN20080620_123056_000000442069_00353_32972_0208.N1 | 20-JUN-2008 12:30:56 | Tw_i_and_stray | 43.500 | 25 | 35Lam Sco | 1.6200 | 28000. | 87 | 32972 | No |
| 175 | GOM_NL__2PRFIN20080620_123218_000000402069_00353_32972_0209.N1 | 20-JUN-2008 12:32:18 | Bright | 40.000 | 75 | 26Eps Sco | 2.2910 | 4250.0 | 80 | 32972 | No |
| 176 | GOM_NL__2PRFIN20080620_123721_000000382069_00353_32972_0210.N1 | 20-JUN-2008 12:37:21 | Bright | 37.500 | 86 | 35Eta Oph | 2.4300 | 10200. | 75 | 32972 | No |
| 177 | GOM_NL__2PRFIN20080620_123904_000000362069_00353_32972_0211.N1 | 20-JUN-2008 12:39:04 | Bright | 36.000 | 98 | 13Zet Oph | 2.5710 | 30000. | 72 | 32972 | No |
| 178 | GOM_NL__2PRFIN20080620_124110_000000362069_00353_32972_0212.N1 | 20-JUN-2008 12:41:10 | Bright | 35.500 | 120 | 1Del Oph | 2.7340 | 3200.0 | 71 | 32972 | No |
| 179 | GOM_NL__2PRFIN20080620_124332_000000602069_00353_32972_0213.N1 | 20-JUN-2008 12:43:32 | Bright | 60.000 | 126 | 60Bet Oph | 2.7700 | 4250.0 | 120 | 32972 | No |
| 180 | GOM_NL__2PRFIN20080620_124558_000000422069_00353_32972_0214.N1 | 20-JUN-2008 12:45:58 | Bright | 42.000 | 59 | 55Alp Oph | 2.0800 | 8900.0 | 84 | 32972 | No |
| 181 | GOM_NL__2PRFIN20080620_124812_000000352069_00353_32972_0215.N1 | 20-JUN-2008 12:48:12 | Bright | 34.500 | 127 | 27Bet Her | 2.7810 | 4700.0 | 69 | 32972 | No |
| 182 | GOM_NL__2PRFIN20080620_125108_000000362069_00353_32972_0216.N1 | 20-JUN-2008 12:51:08 | Bright | 35.500 | 133 | 40Zet Her | 2.8070 | 6000.0 | 71 | 32972 | No |
| 183 | GOM_NL__2PRFIN20080620_125741_000000392069_00353_32972_0217.N1 | 20-JUN-2008 12:57:41 | Bright | 38.500 | 130 | 23Bet Dra | 2.7990 | 5800.0 | 77 | 32972 | No |
| 184 | GOM_NL__2PRFIN20080620_125932_000000372069_00353_32972_0218.N1 | 20-JUN-2008 12:59:32 | Bright | 36.500 | 119 | 14Eta Dra | 2.7270 | 4700.0 | 73 | 32972 | No |
| 185 | GOM_NL__2PRFIN20080620_130313_000000362069_00353_32972_0219.N1 | 20-JUN-2008 13:03:13 | Bright | 36.000 | 60 | 7Bet UMi | 2.0810 | 3950.0 | 72 | 32972 | No |
| 186 | GOM_NL__2PRFIN20080620_130744_000000342069_00353_32972_0220.N1 | 20-JUN-2008 13:07:44 | Bright | 33.500 | 49 | 1Alp UMi | 1.9900 | 6300.0 | 67 | 32972 | No |
| 187 | GOM_NL__2PRFIN20080620_131458_000000492069_00353_32972_0221.N1 | 20-JUN-2008 13:14:58 | Bright | 48.500 | 76 | 27Gam Cas | 2.3000 | 30000. | 97 | 32972 | No |
| 188 | GOM_NL__2PRFIN20080620_131803_000000532069_00353_32972_0222.N1 | 20-JUN-2008 13:18:03 | Bright | 53.000 | 160 | 23Gam Per | 2.9300 | 4700.0 | 106 | 32972 | No |
| 189 | GOM_NL__2PRFIN20080620_132129_000000422069_00353_32972_0223.N1 | 20-JUN-2008 13:21:29 | Bright | 42.000 | 73 | 57Gam1And | 2.2600 | 13100. | 84 | 32972 | No |
| 190 | GOM_NL__2PRFIN20080620_132350_000000422069_00353_32972_0224.N1 | 20-JUN-2008 13:23:50 | Bright | 42.000 | 173 | 4Bet Tri | 3.0040 | 8900.0 | 84 | 32972 | No |
| 191 | GOM_NL__2PRFIN20080620_132735_000000522069_00353_32972_0225.N1 | 20-JUN-2008 13:27:35 | Twilight | 52.000 | 50 | 13Alp Ari | 2.0070 | 4250.0 | 104 | 32972 | No |
| 192 | GOM_NL__2PRFIN20080620_133224_000000462069_00353_32972_0226.N1 | 20-JUN-2008 13:32:24 | Dark | 45.500 | 94 | 92Alp Cet | 2.5260 | 3100.0 | 91 | 32972 | No |
| 193 | GOM_NL__2PRFIN20080620_135025_000000472069_00353_32972_0227.N1 | 20-JUN-2008 13:50:25 | Dark | 46.500 | 9 | Alp Eri | 0.45300 | 24000. | 93 | 32972 | No |
| 194 | GOM_NL__2PRFIN20080620_135637_000000362069_00354_32973_0228.N1 | 20-JUN-2008 13:56:37 | Dark | 36.000 | 63 | Bet Gru | 2.1500 | 2800.0 | 72 | 32973 | No |
| 195 | GOM_NL__2PRFIN20080620_140202_000000422069_00354_32973_0229.N1 | 20-JUN-2008 14:02:02 | Straylight | 41.500 | 45 | Alp Pav | 1.9400 | 26000. | 83 | 32973 | No |
| 196 | GOM_NL__2PRFIN20080620_140804_000000372069_00354_32973_0230.N1 | 20-JUN-2008 14:08:04 | Straylight | 37.000 | 147 | Alp Ara | 2.8770 | 26000. | 74 | 32973 | No |
| 197 | GOM_NL__2PRFIN20080620_140950_000000412069_00354_32973_0231.N1 | 20-JUN-2008 14:09:50 | Tw_i_and_stray | 41.000 | 40 | The Sco | 1.8590 | 7100.0 | 82 | 32973 | No |
| 198 | GOM_NL__2PRFIN20080620_141132_000000412069_00354_32973_0232.N1 | 20-JUN-2008 14:11:32 | Tw_i_and_stray | 40.500 | 25 | 35Lam Sco | 1.6200 | 28000. | 81 | 32973 | No |
| 199 | GOM_NL__2PRFIN20080620_141254_000000492069_00354_32973_0233.N1 | 20-JUN-2008 14:12:54 | Bright | 48.500 | 75 | 26Eps Sco | 2.2910 | 4250.0 | 97 | 32973 | No |
| 200 | GOM_NL__2PRFIN20080620_141757_000000382069_00354_32973_0234.N1 | 20-JUN-2008 14:17:57 | Bright | 38.000 | 86 | 35Eta Oph | 2.4300 | 10200. | 76 | 32973 | No |
| 201 | GOM_NL__2PRFIN20080620_141940_000000352069_00354_32973_0235.N1 | 20-JUN-2008 14:19:40 | Bright | 35.000 | 98 | 13Zet Oph | 2.5710 | 30000. | 70 | 32973 | No |
| 202 | GOM_NL__2PRFIN20080620_142146_000000352069_00354_32973_0236.N1 | 20-JUN-2008 14:21:46 | Bright | 35.000 | 120 | 1Del Oph | 2.7340 | 3200.0 | 70 | 32973 | No |
| 203 | GOM_NL__2PRFIN20080620_142407_000000402069_00354_32973_0237.N1 | 20-JUN-2008 14:24:07 | Bright | 40.000 | 126 | 60Bet Oph | 2.7700 | 4250.0 | 80 | 32973 | No |
| 204 | GOM_NL__2PRFIN20080620_142634_000000592069_00354_32973_0238.N1 | 20-JUN-2008 14:26:34 | Bright | 59.000 | 59 | 55Alp Oph | 2.0800 | 8900.0 | 118 | 32973 | No |
| 205 | GOM_NL__2PRFIN20080620_142848_000000372069_00354_32973_0239.N1 | 20-JUN-2008 14:28:48 | Bright | 37.000 | 127 | 27Bet Her | 2.7810 | 4700.0 | 74 | 32973 | No |
| 206 | GOM_NL__2PRFIN20080620_143143_000000372069_00354_32973_0240.N1 | 20-JUN-2008 14:31:43 | Bright | 37.000 | 133 | 40Zet Her | 2.8070 | 6000.0 | 74 | 32973 | No |
| 207 | GOM_NL__2PRFIN20080620_143817_000000402069_00354_32973_0241.N1 | 20-JUN-2008 14:38:17 | Bright | 39.500 | 130 | 23Bet Dra | 2.7990 | 5800.0 | 79 | 32973 | No |
| 208 | GOM_NL__2PRFIN20080620_144008_000000362069_00354_32973_0242.N1 | 20-JUN-2008 14:40:08 | Bright | 36.000 | 119 | 14Eta Dra | 2.7270 | 4700.0 | 72 | 32973 | No |
| 209 | GOM_NL__2PRFIN20080620_144349_000000382069_00354_32973_0243.N1 | 20-JUN-2008 14:43:49 | Bright | 38.000 | 60 | 7Bet UMi | 2.0810 | 3950.0 | 76 | 32973 | No |
| 210 | GOM_NL__2PRFIN20080620_144820_000000342069_00354_32973_0244.N1 | 20-JUN-2008 14:48:20 | Bright | 34.000 | 49 | 1Alp UMi | 1.9900 | 6300.0 | 68 | 32973 | No |
| 211 | GOM_NL__2PRFIN20080620_145533_000000422069_00354_32973_0245.N1 | 20-JUN-2008 14:55:33 | Bright | 41.500 | 76 | 27Gam Cas | 2.3000 | 30000. | 83 | 32973 | No |
| 212 | GOM_NL__2PRFIN20080620_145839_000000532069_00354_32973_0246.N1 | 20-JUN-2008 14:58:39 | Bright | 53.000 | 160 | 23Gam Per | 2.9300 | 4700.0 | 106 | 32973 | No |
| 213 | GOM_NL__2PRFIN20080620_150205_000000432069_00354_32973_0247.N1 | 20-JUN-2008 15:02:05 | Bright | 42.500 | 73 | 57Gam1And | 2.2600 | 13100. | 85 | 32973 | No |
| 214 | GOM_NL__2PRFIN20080620_150427_000000442069_00354_32973_0248.N1 | 20-JUN-2008 15:04:27 | Bright | 43.500 | 173 | 4Bet Tri | 3.0040 | 8900.0 | 87 | 32973 | No |
| 215 | GOM_NL__2PRFIN20080620_150812_000000522069_00354_32973_0249.N1 | 20-JUN-2008 15:08:12 | Twilight | 52.000 | 50 | 13Alp Ari | 2.0070 | 4250.0 | 104 | 32973 | No |
| 216 | GOM_NL__2PRFIN20080620_151300_000000442069_00354_32973_0250.N1 | 20-JUN-2008 15:13:00 | Dark | 44.000 | 94 | 92Alp Cet | 2.5260 | 3100.0 | 88 | 32973 | No |
| 217 | GOM_NL__2PRFIN20080620_153101_000000512069_00354_32973_0251.N1 | 20-JUN-2008 15:31:01 | Dark | 50.500 | 9 | Alp Eri | 0.45300 | 24000. | 101 | 32973 | No |
| 218 | GOM_NL__2PRFIN20080620_153714_000000342069_00355_32974_0251.N1 | 20-JUN-2008 15:37:14 | Dark | 34.000 | 63 | Bet Gru | 2.1500 | 2800.0 | 68 | 32974 | No |
| 219 | GOM_NL__2PRFIN20080620_154239_000000422069_00355_32974_0252.N1 | 20-JUN-2008 15:42:39 | Straylight | 41.500 | 45 | Alp Pav | 1.9400 | 26000. | 83 | 32974 | No |

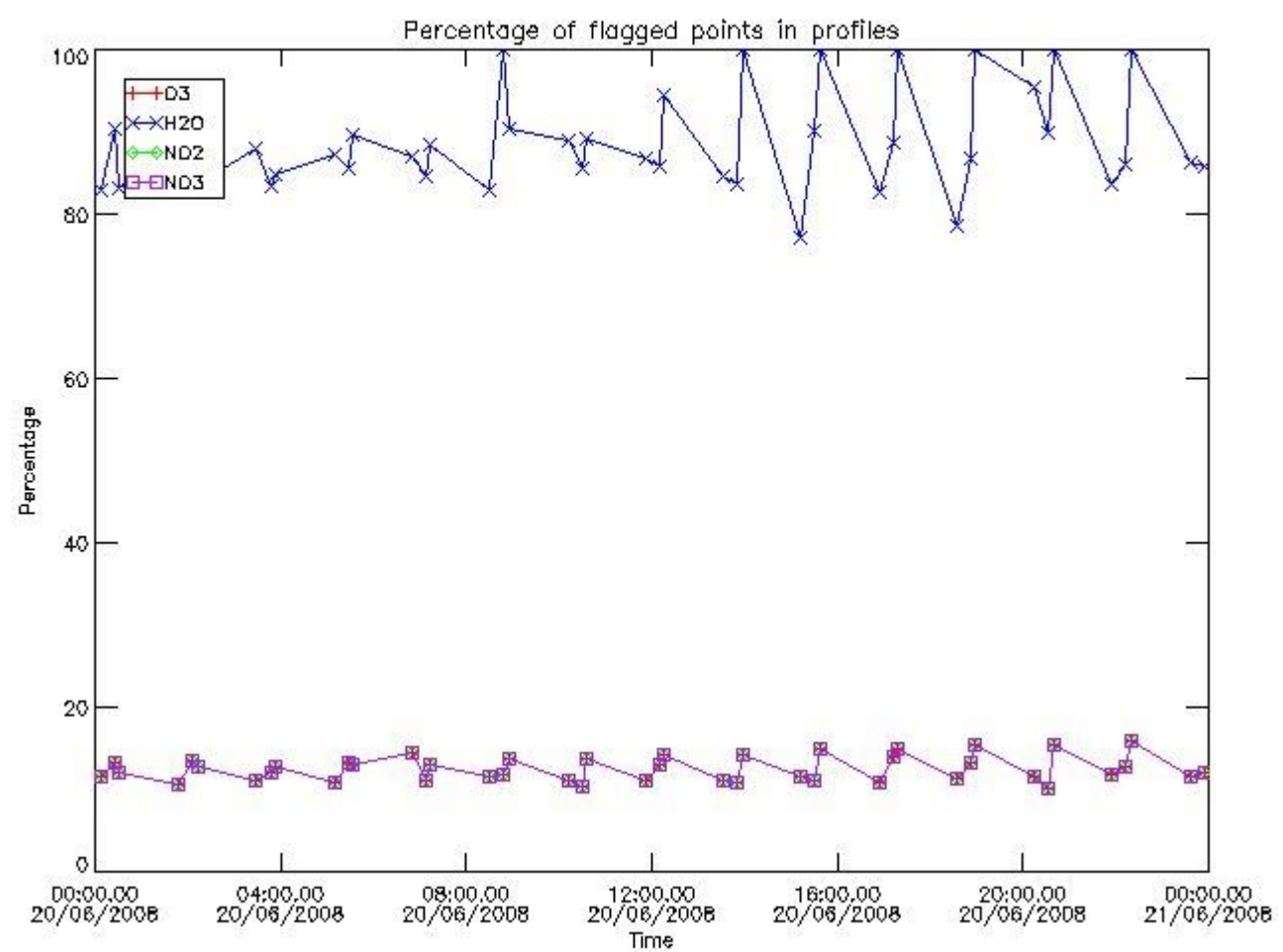
| | | | | | | | | | | | |
|-----|--|----------------------|------------|--------|-----|-----------|---------|--------|-----|-------|----|
| 220 | GOM_NL__2PRFIN20080620_154840_000000382069_00355_32974_0253.N1 | 20-JUN-2008 15:48:40 | Straylight | 37.500 | 147 | Alp Ara | 2.8770 | 26000. | 75 | 32974 | No |
| 221 | GOM_NL__2PRFIN20080620_155026_000000412069_00355_32974_0254.N1 | 20-JUN-2008 15:50:26 | Twilight | 41.000 | 40 | The Sco | 1.8590 | 7100.0 | 82 | 32974 | No |
| 222 | GOM_NL__2PRFIN20080620_155208_000000442069_00355_32974_0255.N1 | 20-JUN-2008 15:52:08 | Twilight | 43.500 | 25 | 35Lam Sco | 1.6200 | 28000. | 87 | 32974 | No |
| 223 | GOM_NL__2PRFIN20080620_155330_000000452069_00355_32974_0256.N1 | 20-JUN-2008 15:53:30 | Bright | 44.500 | 75 | 26Eps Sco | 2.2910 | 4250.0 | 89 | 32974 | No |
| 224 | GOM_NL__2PRFIN20080620_155833_000000382069_00355_32974_0257.N1 | 20-JUN-2008 15:58:33 | Bright | 37.500 | 86 | 35Eta Oph | 2.4300 | 10200. | 75 | 32974 | No |
| 225 | GOM_NL__2PRFIN20080620_160016_000000372069_00355_32974_0258.N1 | 20-JUN-2008 16:00:16 | Bright | 36.500 | 98 | 13Zet Oph | 2.5710 | 30000. | 73 | 32974 | No |
| 226 | GOM_NL__2PRFIN20080620_160222_000000362069_00355_32974_0259.N1 | 20-JUN-2008 16:02:22 | Bright | 35.500 | 120 | 1Del Oph | 2.7340 | 3200.0 | 71 | 32974 | No |
| 227 | GOM_NL__2PRFIN20080620_160443_000000572069_00355_32974_0260.N1 | 20-JUN-2008 16:04:43 | Bright | 56.500 | 126 | 60Bet Oph | 2.7700 | 4250.0 | 113 | 32974 | No |
| 228 | GOM_NL__2PRFIN20080620_160709_000000402069_00355_32974_0261.N1 | 20-JUN-2008 16:07:09 | Bright | 40.000 | 59 | 55Alp Oph | 2.0800 | 8900.0 | 80 | 32974 | No |
| 229 | GOM_NL__2PRFIN20080620_160924_000000372069_00355_32974_0262.N1 | 20-JUN-2008 16:09:24 | Bright | 37.000 | 127 | 27Bet Her | 2.7810 | 4700.0 | 74 | 32974 | No |
| 230 | GOM_NL__2PRFIN20080620_161219_000000372069_00355_32974_0263.N1 | 20-JUN-2008 16:12:19 | Bright | 37.000 | 133 | 40Zet Her | 2.8070 | 6000.0 | 74 | 32974 | No |
| 231 | GOM_NL__2PRFIN20080620_161852_000000402069_00355_32974_0264.N1 | 20-JUN-2008 16:18:52 | Bright | 39.500 | 130 | 23Bet Dra | 2.7990 | 5800.0 | 79 | 32974 | No |
| 232 | GOM_NL__2PRFIN20080620_162044_000000382069_00355_32974_0265.N1 | 20-JUN-2008 16:20:44 | Bright | 37.500 | 119 | 14Eta Dra | 2.7270 | 4700.0 | 75 | 32974 | No |
| 233 | GOM_NL__2PRFIN20080620_162425_000000362069_00355_32974_0266.N1 | 20-JUN-2008 16:24:25 | Bright | 35.500 | 60 | 7Bet UMi | 2.0810 | 3950.0 | 71 | 32974 | No |
| 234 | GOM_NL__2PRFIN20080620_162856_000000342069_00355_32974_0267.N1 | 20-JUN-2008 16:28:56 | Bright | 34.000 | 49 | 1Alp UMi | 1.9900 | 6300.0 | 68 | 32974 | No |
| 235 | GOM_NL__2PRFIN20080620_163609_000000402069_00355_32974_0268.N1 | 20-JUN-2008 16:36:09 | Bright | 39.500 | 76 | 27Gam Cas | 2.3000 | 30000. | 79 | 32974 | No |
| 236 | GOM_NL__2PRFIN20080620_163914_000000422069_00355_32974_0269.N1 | 20-JUN-2008 16:39:14 | Bright | 42.000 | 160 | 23Gam Per | 2.9300 | 4700.0 | 84 | 32974 | No |
| 237 | GOM_NL__2PRFIN20080620_164241_000000432069_00355_32974_0270.N1 | 20-JUN-2008 16:42:41 | Bright | 43.000 | 73 | 57Gam1And | 2.2600 | 13100. | 86 | 32974 | No |
| 238 | GOM_NL__2PRFIN20080620_164503_000000452069_00355_32974_0271.N1 | 20-JUN-2008 16:45:03 | Bright | 45.000 | 173 | 4Bet Tri | 3.0040 | 8900.0 | 90 | 32974 | No |
| 239 | GOM_NL__2PRFIN20080620_164848_000000532069_00355_32974_0272.N1 | 20-JUN-2008 16:48:48 | Twilight | 52.500 | 50 | 13Alp Ari | 2.0070 | 4250.0 | 105 | 32974 | No |
| 240 | GOM_NL__2PRFIN20080620_165336_000000472069_00355_32974_0273.N1 | 20-JUN-2008 16:53:36 | Dark | 46.500 | 94 | 92Alp Cet | 2.5260 | 3100.0 | 93 | 32974 | No |
| 241 | GOM_NL__2PRFIN20080620_171138_000000402069_00355_32974_0274.N1 | 20-JUN-2008 17:11:38 | Dark | 40.000 | 9 | Alp Eri | 0.45300 | 24000. | 80 | 32974 | No |
| 242 | GOM_NL__2PRFIN20080620_171751_000000342069_00356_32975_0272.N1 | 20-JUN-2008 17:17:51 | Dark | 34.000 | 63 | Bet Gru | 2.1500 | 2800.0 | 68 | 32975 | No |
| 243 | GOM_NL__2PRFIN20080620_172315_000000412069_00356_32975_0273.N1 | 20-JUN-2008 17:23:15 | Straylight | 41.000 | 45 | Alp Pav | 1.9400 | 26000. | 82 | 32975 | No |
| 244 | GOM_NL__2PRFIN20080620_172917_000000382069_00356_32975_0274.N1 | 20-JUN-2008 17:29:17 | Straylight | 37.500 | 147 | Alp Ara | 2.8770 | 26000. | 75 | 32975 | No |
| 245 | GOM_NL__2PRFIN20080620_173103_000000442069_00356_32975_0275.N1 | 20-JUN-2008 17:31:03 | Twilight | 44.000 | 40 | The Sco | 1.8590 | 7100.0 | 88 | 32975 | No |
| 246 | GOM_NL__2PRFIN20080620_173244_000000422069_00356_32975_0276.N1 | 20-JUN-2008 17:32:44 | Twilight | 42.000 | 25 | 35Lam Sco | 1.6200 | 28000. | 84 | 32975 | No |
| 247 | GOM_NL__2PRFIN20080620_173406_000000412069_00356_32975_0277.N1 | 20-JUN-2008 17:34:06 | Bright | 41.000 | 75 | 26Eps Sco | 2.2910 | 4250.0 | 82 | 32975 | No |
| 248 | GOM_NL__2PRFIN20080620_173909_000000382069_00356_32975_0278.N1 | 20-JUN-2008 17:39:09 | Bright | 37.500 | 86 | 35Eta Oph | 2.4300 | 10200. | 75 | 32975 | No |
| 249 | GOM_NL__2PRFIN20080620_174052_000000372069_00356_32975_0279.N1 | 20-JUN-2008 17:40:52 | Bright | 36.500 | 98 | 13Zet Oph | 2.5710 | 30000. | 73 | 32975 | No |
| 250 | GOM_NL__2PRFIN20080620_174259_000000362069_00356_32975_0280.N1 | 20-JUN-2008 17:42:59 | Bright | 35.500 | 120 | 1Del Oph | 2.7340 | 3200.0 | 71 | 32975 | No |
| 251 | GOM_NL__2PRFIN20080620_174519_000000412069_00356_32975_0281.N1 | 20-JUN-2008 17:45:19 | Bright | 41.000 | 126 | 60Bet Oph | 2.7700 | 4250.0 | 82 | 32975 | No |
| 252 | GOM_NL__2PRFIN20080620_174745_000000412069_00356_32975_0282.N1 | 20-JUN-2008 17:47:45 | Bright | 40.500 | 59 | 55Alp Oph | 2.0800 | 8900.0 | 81 | 32975 | No |
| 253 | GOM_NL__2PRFIN20080620_175000_000000362069_00356_32975_0283.N1 | 20-JUN-2008 17:50:00 | Bright | 36.000 | 127 | 27Bet Her | 2.7810 | 4700.0 | 72 | 32975 | No |
| 254 | GOM_NL__2PRFIN20080620_175255_000000372069_00356_32975_0284.N1 | 20-JUN-2008 17:52:55 | Bright | 37.000 | 133 | 40Zet Her | 2.8070 | 6000.0 | 74 | 32975 | No |
| 255 | GOM_NL__2PRFIN20080620_175928_000000402069_00356_32975_0285.N1 | 20-JUN-2008 17:59:28 | Bright | 40.000 | 130 | 23Bet Dra | 2.7990 | 5800.0 | 80 | 32975 | No |
| 256 | GOM_NL__2PRFIN20080620_180120_000000382069_00356_32975_0286.N1 | 20-JUN-2008 18:01:20 | Bright | 37.500 | 119 | 14Eta Dra | 2.7270 | 4700.0 | 75 | 32975 | No |
| 257 | GOM_NL__2PRFIN20080620_180501_000000362069_00356_32975_0287.N1 | 20-JUN-2008 18:05:01 | Bright | 36.000 | 60 | 7Bet UMi | 2.0810 | 3950.0 | 72 | 32975 | No |
| 258 | GOM_NL__2PRFIN20080620_180932_000000362069_00356_32975_0288.N1 | 20-JUN-2008 18:09:32 | Bright | 35.500 | 49 | 1Alp UMi | 1.9900 | 6300.0 | 71 | 32975 | No |
| 259 | GOM_NL__2PRFIN20080620_181645_000000392069_00356_32975_0289.N1 | 20-JUN-2008 18:16:45 | Bright | 39.000 | 76 | 27Gam Cas | 2.3000 | 30000. | 78 | 32975 | No |
| 260 | GOM_NL__2PRFIN20080620_181951_000000452069_00356_32975_0290.N1 | 20-JUN-2008 18:19:51 | Bright | 45.000 | 160 | 23Gam Per | 2.9300 | 4700.0 | 90 | 32975 | No |
| 261 | GOM_NL__2PRFIN20080620_182317_000000422069_00356_32975_0291.N1 | 20-JUN-2008 18:23:17 | Bright | 42.000 | 73 | 57Gam1And | 2.2600 | 13100. | 84 | 32975 | No |
| 262 | GOM_NL__2PRFIN20080620_182539_000000452069_00356_32975_0292.N1 | 20-JUN-2008 18:25:39 | Bright | 45.000 | 173 | 4Bet Tri | 3.0040 | 8900.0 | 90 | 32975 | No |
| 263 | GOM_NL__2PRFIN20080620_182924_000000502069_00356_32975_0293.N1 | 20-JUN-2008 18:29:24 | Twilight | 50.000 | 50 | 13Alp Ari | 2.0070 | 4250.0 | 100 | 32975 | No |
| 264 | GOM_NL__2PRFIN20080620_183412_000000452069_00356_32975_0294.N1 | 20-JUN-2008 18:34:12 | Dark | 45.000 | 94 | 92Alp Cet | 2.5260 | 3100.0 | 90 | 32975 | No |
| 265 | GOM_NL__2PRFIN20080620_185214_000000392069_00356_32975_0295.N1 | 20-JUN-2008 18:52:14 | Dark | 38.500 | 9 | Alp Eri | 0.45300 | 24000. | 77 | 32975 | No |
| 266 | GOM_NL__2PRFIN20080620_185828_000000332069_00357_32976_0292.N1 | 20-JUN-2008 18:58:28 | Dark | 33.000 | 63 | Bet Gru | 2.1500 | 2800.0 | 66 | 32976 | No |
| 267 | GOM_NL__2PRFIN20080620_190352_000000402069_00357_32976_0293.N1 | 20-JUN-2008 19:03:52 | Straylight | 40.000 | 45 | Alp Pav | 1.9400 | 26000. | 80 | 32976 | No |
| 268 | GOM_NL__2PRFIN20080620_190953_000000362069_00357_32976_0294.N1 | 20-JUN-2008 19:09:53 | Straylight | 36.000 | 147 | Alp Ara | 2.8770 | 26000. | 72 | 32976 | No |
| 269 | GOM_NL__2PRFIN20080620_191139_000000392069_00357_32976_0295.N1 | 20-JUN-2008 19:11:39 | Twilight | 39.000 | 40 | The Sco | 1.8590 | 7100.0 | 78 | 32976 | No |
| 270 | GOM_NL__2PRFIN20080620_191320_000000422069_00357_32976_0296.N1 | 20-JUN-2008 19:13:20 | Twilight | 42.000 | 25 | 35Lam Sco | 1.6200 | 28000. | 84 | 32976 | No |
| 271 | GOM_NL__2PRFIN20080620_191442_000000482069_00357_32976_0297.N1 | 20-JUN-2008 19:14:42 | Bright | 47.500 | 75 | 26Eps Sco | 2.2910 | 4250.0 | 95 | 32976 | No |
| 272 | GOM_NL__2PRFIN20080620_191945_000000382069_00357_32976_0298.N1 | 20-JUN-2008 19:19:45 | Bright | 37.500 | 86 | 35Eta Oph | 2.4300 | 10200. | 75 | 32976 | No |
| 273 | GOM_NL__2PRFIN20080620_192128_000000362069_00357_32976_0299.N1 | 20-JUN-2008 19:21:28 | Bright | 36.000 | 98 | 13Zet Oph | 2.5710 | 30000. | 72 | 32976 | No |
| 274 | GOM_NL__2PRFIN20080620_192335_000000362069_00357_32976_0300.N1 | 20-JUN-2008 19:23:35 | Bright | 35.500 | 120 | 1Del Oph | 2.7340 | 3200.0 | 71 | 32976 | No |
| 275 | GOM_NL__2PRFIN20080620_192555_000000412069_00357_32976_0301.N1 | 20-JUN-2008 19:25:55 | Bright | 40.500 | 126 | 60Bet Oph | 2.7700 | 4250.0 | 81 | 32976 | No |
| 276 | GOM_NL__2PRFIN20080620_192821_000000592069_00357_32976_0302.N1 | 20-JUN-2008 19:28:21 | Bright | 59.000 | 59 | 55Alp Oph | 2.0800 | 8900.0 | 118 | 32976 | No |
| 277 | GOM_NL__2PRFIN20080620_193036_000000382069_00357_32976_0303.N1 | 20-JUN-2008 19:30:36 | Bright | 37.500 | 127 | 27Bet Her | 2.7810 | 4700.0 | 75 | 32976 | No |
| 278 | GOM_NL__2PRFIN20080620_193331_000000382069_00357_32976_0304.N1 | 20-JUN-2008 19:33:31 | Bright | 37.500 | 133 | 40Zet Her | 2.8070 | 6000.0 | 75 | 32976 | No |

| | | | | | | | | | | | |
|-----|--|----------------------|------------|--------|-----|-----------|---------|--------|-----|-------|----|
| 279 | GOM_NL__2PRFIN20080620_194003_000000392069_00357_32976_0305.N1 | 20-JUN-2008 19:40:03 | Bright | 38.500 | 130 | 23Bet Dra | 2.7990 | 5800.0 | 77 | 32976 | No |
| 280 | GOM_NL__2PRFIN20080620_194156_000000372069_00357_32976_0306.N1 | 20-JUN-2008 19:41:56 | Bright | 37.000 | 119 | 14Eta Dra | 2.7270 | 4700.0 | 74 | 32976 | No |
| 281 | GOM_NL__2PRFIN20080620_194537_000000352069_00357_32976_0307.N1 | 20-JUN-2008 19:45:37 | Bright | 35.000 | 60 | 7Bet UMi | 2.0810 | 3950.0 | 70 | 32976 | No |
| 282 | GOM_NL__2PRFIN20080620_195008_000000362069_00357_32976_0308.N1 | 20-JUN-2008 19:50:08 | Bright | 35.500 | 49 | 1Alp UMi | 1.9900 | 6300.0 | 71 | 32976 | No |
| 283 | GOM_NL__2PRFIN20080620_195720_000000582069_00357_32976_0309.N1 | 20-JUN-2008 19:57:20 | Bright | 57.500 | 76 | 27Gam Cas | 2.3000 | 30000. | 115 | 32976 | No |
| 284 | GOM_NL__2PRFIN20080620_200026_000000362069_00357_32976_0310.N1 | 20-JUN-2008 20:00:26 | Bright | 35.500 | 160 | 23Gam Per | 2.9300 | 4700.0 | 71 | 32976 | No |
| 285 | GOM_NL__2PRFIN20080620_200353_000000422069_00357_32976_0311.N1 | 20-JUN-2008 20:03:53 | Bright | 42.000 | 73 | 57Gam1And | 2.2600 | 13100. | 84 | 32976 | No |
| 286 | GOM_NL__2PRFIN20080620_200615_000000422069_00357_32976_0312.N1 | 20-JUN-2008 20:06:15 | Bright | 42.000 | 173 | 4Bet Tri | 3.0040 | 8900.0 | 84 | 32976 | No |
| 287 | GOM_NL__2PRFIN20080620_201000_000000512069_00357_32976_0313.N1 | 20-JUN-2008 20:10:00 | Twilight | 50.500 | 50 | 13Alp Ari | 2.0070 | 4250.0 | 101 | 32976 | No |
| 288 | GOM_NL__2PRFIN20080620_201449_000000452069_00357_32976_0314.N1 | 20-JUN-2008 20:14:49 | Dark | 44.500 | 94 | 92Alp Cet | 2.5260 | 3100.0 | 89 | 32976 | No |
| 289 | GOM_NL__2PRFIN20080620_203251_000000502069_00357_32976_0315.N1 | 20-JUN-2008 20:32:51 | Dark | 50.000 | 9 | Alp Eri | 0.45300 | 24000. | 100 | 32976 | No |
| 290 | GOM_NL__2PRFIN20080620_203905_000000332069_00358_32977_0334.N1 | 20-JUN-2008 20:39:05 | Dark | 33.000 | 63 | Bet Gru | 2.1500 | 2800.0 | 66 | 32977 | No |
| 291 | GOM_NL__2PRFIN20080620_204428_000000422069_00358_32977_0335.N1 | 20-JUN-2008 20:44:28 | Straylight | 42.000 | 45 | Alp Pav | 1.9400 | 26000. | 84 | 32977 | No |
| 292 | GOM_NL__2PRFIN20080620_205029_000000372069_00358_32977_0336.N1 | 20-JUN-2008 20:50:29 | Straylight | 37.000 | 147 | Alp Ara | 2.8770 | 26000. | 74 | 32977 | No |
| 293 | GOM_NL__2PRFIN20080620_205215_000000432069_00358_32977_0337.N1 | 20-JUN-2008 20:52:15 | Twilight | 43.000 | 40 | The Sco | 1.8590 | 7100.0 | 86 | 32977 | No |
| 294 | GOM_NL__2PRFIN20080620_205356_000000422069_00358_32977_0338.N1 | 20-JUN-2008 20:53:56 | Twilight | 41.500 | 25 | 35Lam Sco | 1.6200 | 28000. | 83 | 32977 | No |
| 295 | GOM_NL__2PRFIN20080620_205519_000000522069_00358_32977_0339.N1 | 20-JUN-2008 20:55:19 | Bright | 52.000 | 75 | 26Eps Sco | 2.2910 | 4250.0 | 104 | 32977 | No |
| 296 | GOM_NL__2PRFIN20080620_210021_000000372069_00358_32977_0340.N1 | 20-JUN-2008 21:00:21 | Bright | 37.000 | 86 | 35Eta Oph | 2.4300 | 10200. | 74 | 32977 | No |
| 297 | GOM_NL__2PRFIN20080620_210205_000000362069_00358_32977_0341.N1 | 20-JUN-2008 21:02:05 | Bright | 36.000 | 98 | 13Zet Oph | 2.5710 | 30000. | 72 | 32977 | No |
| 298 | GOM_NL__2PRFIN20080620_210411_000000362069_00358_32977_0342.N1 | 20-JUN-2008 21:04:11 | Bright | 36.000 | 120 | 1Del Oph | 2.7340 | 3200.0 | 72 | 32977 | No |
| 299 | GOM_NL__2PRFIN20080620_210631_000000402069_00358_32977_0343.N1 | 20-JUN-2008 21:06:31 | Bright | 40.000 | 126 | 60Bet Oph | 2.7700 | 4250.0 | 80 | 32977 | No |
| 300 | GOM_NL__2PRFIN20080620_210857_000000402069_00358_32977_0344.N1 | 20-JUN-2008 21:08:57 | Bright | 40.000 | 59 | 55Alp Oph | 2.0800 | 8900.0 | 80 | 32977 | No |
| 301 | GOM_NL__2PRFIN20080620_211112_000000352069_00358_32977_0345.N1 | 20-JUN-2008 21:11:12 | Bright | 35.000 | 127 | 27Bet Her | 2.7810 | 4700.0 | 70 | 32977 | No |
| 302 | GOM_NL__2PRFIN20080620_211407_000000362069_00358_32977_0346.N1 | 20-JUN-2008 21:14:07 | Bright | 35.500 | 133 | 40Zet Her | 2.8070 | 6000.0 | 71 | 32977 | No |
| 303 | GOM_NL__2PRFIN20080620_212039_000000382069_00358_32977_0347.N1 | 20-JUN-2008 21:20:39 | Bright | 37.500 | 130 | 23Bet Dra | 2.7990 | 5800.0 | 75 | 32977 | No |
| 304 | GOM_NL__2PRFIN20080620_212232_000000372069_00358_32977_0348.N1 | 20-JUN-2008 21:22:32 | Bright | 36.500 | 119 | 14Eta Dra | 2.7270 | 4700.0 | 73 | 32977 | No |
| 305 | GOM_NL__2PRFIN20080620_212613_000000372069_00358_32977_0349.N1 | 20-JUN-2008 21:26:13 | Bright | 37.000 | 60 | 7Bet UMi | 2.0810 | 3950.0 | 74 | 32977 | No |
| 306 | GOM_NL__2PRFIN20080620_213044_000000362069_00358_32977_0350.N1 | 20-JUN-2008 21:30:44 | Bright | 36.000 | 49 | 1Alp UMi | 1.9900 | 6300.0 | 72 | 32977 | No |
| 307 | GOM_NL__2PRFIN20080620_213756_000000612069_00358_32977_0351.N1 | 20-JUN-2008 21:37:56 | Bright | 61.000 | 76 | 27Gam Cas | 2.3000 | 30000. | 122 | 32977 | No |
| 308 | GOM_NL__2PRFIN20080620_214102_000000532069_00358_32977_0352.N1 | 20-JUN-2008 21:41:02 | Bright | 53.000 | 160 | 23Gam Per | 2.9300 | 4700.0 | 106 | 32977 | No |
| 309 | GOM_NL__2PRFIN20080620_214428_000000412069_00358_32977_0353.N1 | 20-JUN-2008 21:44:28 | Bright | 41.000 | 73 | 57Gam1And | 2.2600 | 13100. | 82 | 32977 | No |
| 310 | GOM_NL__2PRFIN20080620_214651_000000452069_00358_32977_0354.N1 | 20-JUN-2008 21:46:51 | Bright | 45.000 | 173 | 4Bet Tri | 3.0040 | 8900.0 | 90 | 32977 | No |
| 311 | GOM_NL__2PRFIN20080620_215036_000000522069_00358_32977_0355.N1 | 20-JUN-2008 21:50:36 | Twilight | 51.500 | 50 | 13Alp Ari | 2.0070 | 4250.0 | 103 | 32977 | No |
| 312 | GOM_NL__2PRFIN20080620_215525_000000432069_00358_32977_0356.N1 | 20-JUN-2008 21:55:25 | Dark | 42.500 | 94 | 92Alp Cet | 2.5260 | 3100.0 | 85 | 32977 | No |
| 313 | GOM_NL__2PRFIN20080620_221327_000000402069_00358_32977_0357.N1 | 20-JUN-2008 22:13:27 | Dark | 40.000 | 9 | Alp Eri | 0.45300 | 24000. | 80 | 32977 | No |
| 314 | GOM_NL__2PRFIN20080620_221942_000000322069_00359_32978_0363.N1 | 20-JUN-2008 22:19:42 | Dark | 32.000 | 63 | Bet Gru | 2.1500 | 2800.0 | 64 | 32978 | No |
| 315 | GOM_NL__2PRFIN20080620_222505_000000412069_00359_32978_0364.N1 | 20-JUN-2008 22:25:05 | Straylight | 41.000 | 45 | Alp Pav | 1.9400 | 26000. | 82 | 32978 | No |
| 316 | GOM_NL__2PRFIN20080620_223105_000000372069_00359_32978_0365.N1 | 20-JUN-2008 22:31:05 | Straylight | 37.000 | 147 | Alp Ara | 2.8770 | 26000. | 74 | 32978 | No |
| 317 | GOM_NL__2PRFIN20080620_223251_000000412069_00359_32978_0366.N1 | 20-JUN-2008 22:32:51 | Twilight | 41.000 | 40 | The Sco | 1.8590 | 7100.0 | 82 | 32978 | No |
| 318 | GOM_NL__2PRFIN20080620_223433_000000432069_00359_32978_0367.N1 | 20-JUN-2008 22:34:33 | Twilight | 42.500 | 25 | 35Lam Sco | 1.6200 | 28000. | 85 | 32978 | No |
| 319 | GOM_NL__2PRFIN20080620_223555_000000522069_00359_32978_0368.N1 | 20-JUN-2008 22:35:55 | Bright | 52.000 | 75 | 26Eps Sco | 2.2910 | 4250.0 | 104 | 32978 | No |
| 320 | GOM_NL__2PRFIN20080620_224057_000000382069_00359_32978_0369.N1 | 20-JUN-2008 22:40:57 | Bright | 38.000 | 86 | 35Eta Oph | 2.4300 | 10200. | 76 | 32978 | No |
| 321 | GOM_NL__2PRFIN20080620_224241_000000362069_00359_32978_0370.N1 | 20-JUN-2008 22:42:41 | Bright | 36.000 | 98 | 13Zet Oph | 2.5710 | 30000. | 72 | 32978 | No |
| 322 | GOM_NL__2PRFIN20080620_224706_000000402069_00359_32978_0371.N1 | 20-JUN-2008 22:47:06 | Bright | 40.000 | 126 | 60Bet Oph | 2.7700 | 4250.0 | 80 | 32978 | No |
| 323 | GOM_NL__2PRFIN20080620_224932_000000402069_00359_32978_0372.N1 | 20-JUN-2008 22:49:32 | Bright | 39.500 | 59 | 55Alp Oph | 2.0800 | 8900.0 | 79 | 32978 | No |
| 324 | GOM_NL__2PRFIN20080620_225147_000000352069_00359_32978_0373.N1 | 20-JUN-2008 22:51:47 | Bright | 34.500 | 127 | 27Bet Her | 2.7810 | 4700.0 | 69 | 32978 | No |
| 325 | GOM_NL__2PRFIN20080620_225443_000000362069_00359_32978_0374.N1 | 20-JUN-2008 22:54:43 | Bright | 35.500 | 133 | 40Zet Her | 2.8070 | 6000.0 | 71 | 32978 | No |
| 326 | GOM_NL__2PRFIN20080620_230115_000000402069_00359_32978_0375.N1 | 20-JUN-2008 23:01:15 | Bright | 40.000 | 130 | 23Bet Dra | 2.7990 | 5800.0 | 80 | 32978 | No |
| 327 | GOM_NL__2PRFIN20080620_230308_000000372069_00359_32978_0376.N1 | 20-JUN-2008 23:03:08 | Bright | 36.500 | 119 | 14Eta Dra | 2.7270 | 4700.0 | 73 | 32978 | No |
| 328 | GOM_NL__2PRFIN20080620_230649_000000362069_00359_32978_0377.N1 | 20-JUN-2008 23:06:49 | Bright | 36.000 | 60 | 7Bet UMi | 2.0810 | 3950.0 | 72 | 32978 | No |
| 329 | GOM_NL__2PRFIN20080620_231120_000000332069_00359_32978_0378.N1 | 20-JUN-2008 23:11:20 | Bright | 32.500 | 49 | 1Alp UMi | 1.9900 | 6300.0 | 65 | 32978 | No |
| 330 | GOM_NL__2PRFIN20080620_231832_000000492069_00359_32978_0379.N1 | 20-JUN-2008 23:18:32 | Bright | 48.500 | 76 | 27Gam Cas | 2.3000 | 30000. | 97 | 32978 | No |
| 331 | GOM_NL__2PRFIN20080620_232138_000000332069_00359_32978_0380.N1 | 20-JUN-2008 23:21:38 | Bright | 33.000 | 160 | 23Gam Per | 2.9300 | 4700.0 | 66 | 32978 | No |
| 332 | GOM_NL__2PRFIN20080620_232504_000000432069_00359_32978_0381.N1 | 20-JUN-2008 23:25:04 | Bright | 42.500 | 73 | 57Gam1And | 2.2600 | 13100. | 85 | 32978 | No |
| 333 | GOM_NL__2PRFIN20080620_232727_000000432069_00359_32978_0382.N1 | 20-JUN-2008 23:27:27 | Bright | 42.500 | 173 | 4Bet Tri | 3.0040 | 8900.0 | 85 | 32978 | No |
| 334 | GOM_NL__2PRFIN20080620_233113_000000542069_00359_32978_0383.N1 | 20-JUN-2008 23:31:13 | Twilight | 54.000 | 50 | 13Alp Ari | 2.0070 | 4250.0 | 108 | 32978 | No |
| 335 | GOM_NL__2PRFIN20080620_233601_000000442069_00359_32978_0384.N1 | 20-JUN-2008 23:36:01 | Dark | 44.000 | 94 | 92Alp Cet | 2.5260 | 3100.0 | 88 | 32978 | No |
| 336 | GOM_NL__2PRFIN20080620_235403_000000422069_00359_32978_0385.N1 | 20-JUN-2008 23:54:03 | Dark | 42.000 | 9 | Alp Eri | 0.45300 | 24000. | 84 | 32978 | No |

3. Quality information per product

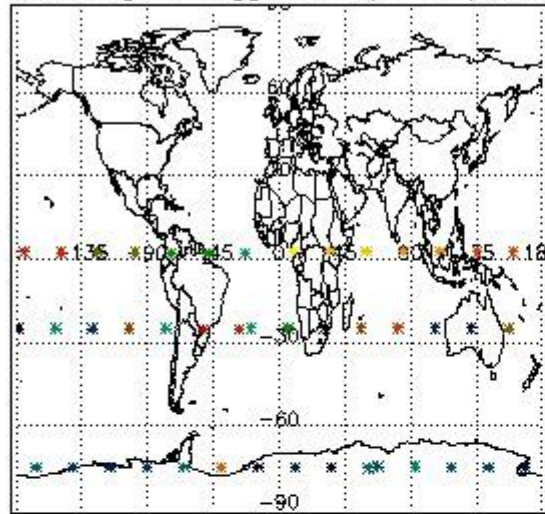
In this section it is plotted some information contained in the Quality Summary data set of the level 2 products. Only products in dark limb conditions and without errors (error flag in the MPH set to "0") are used.

3.1 Plot quality information per product (time dependant)

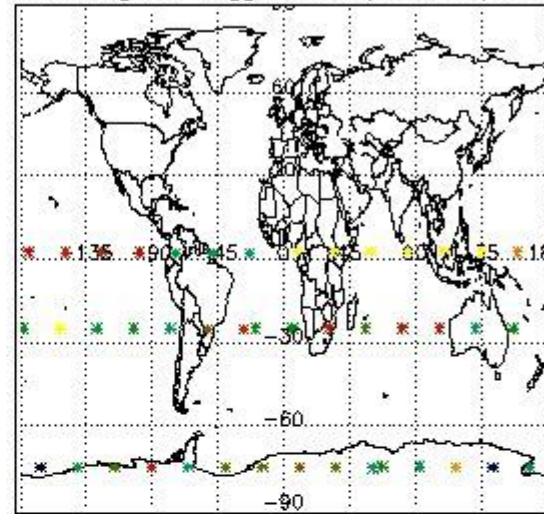


3.2 Plot quality information per product (world map)

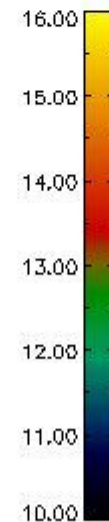
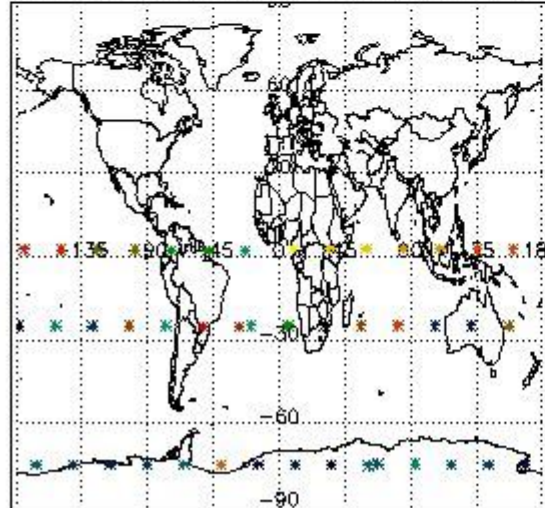
Percentage of flagged data per O3 profile



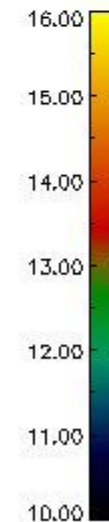
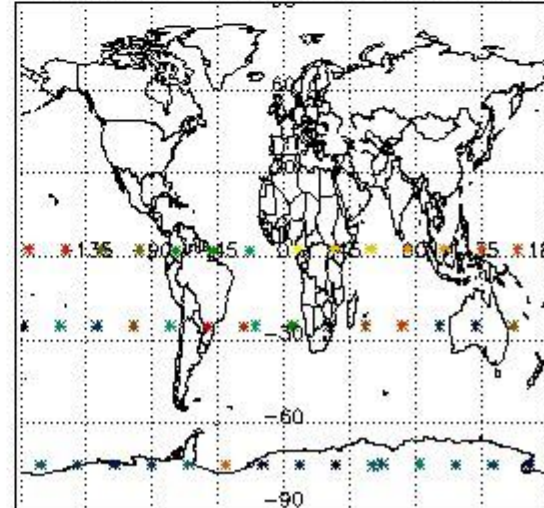
Percentage of flagged data per H2O profile



Percentage of flagged data per NO2 profile



Percentage of flagged data per NO3 profile

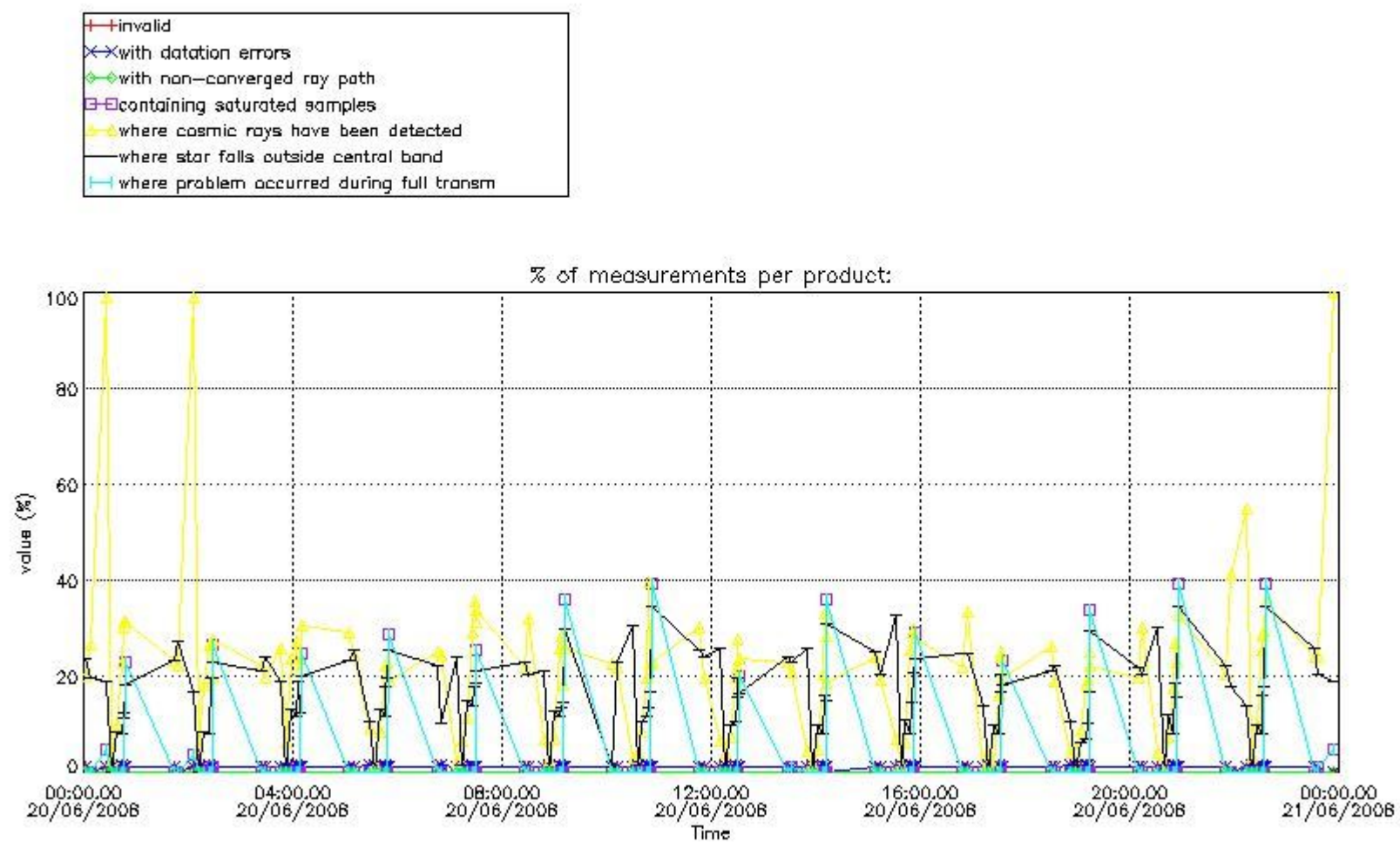


4. Level 1 quality information per product

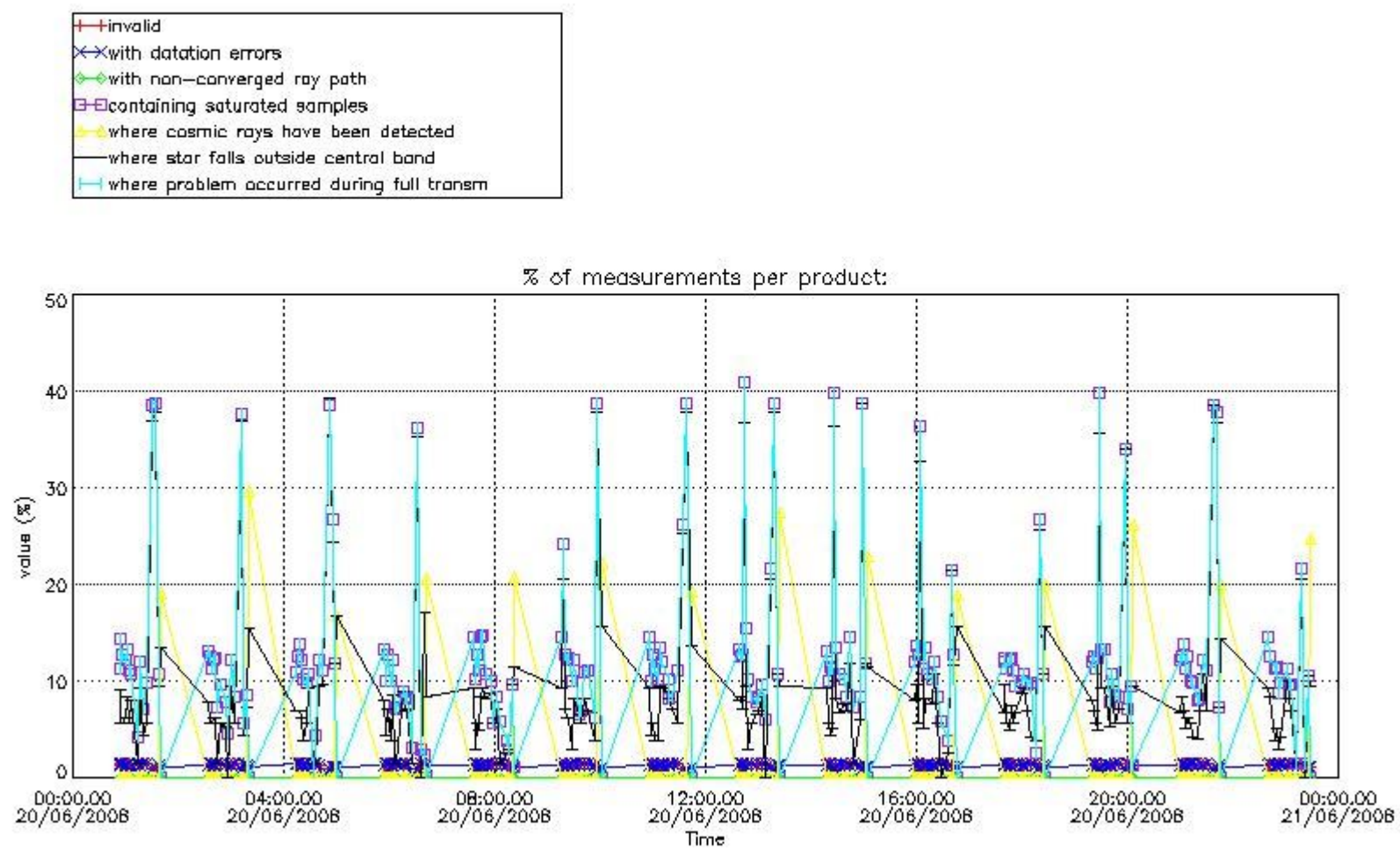
In this section it is plotted some information contained in the Quality Summary data set of the level 2 products that comes from the level 1b processing. Products without errors (error flag in the MPH set to "0") are used.

4.1 Plot quality information per product (time dependant) coming from level 1b processing

4.1.1 Plot level 1 quality information per product (time dependant): ENVISAT ASCENDING passes

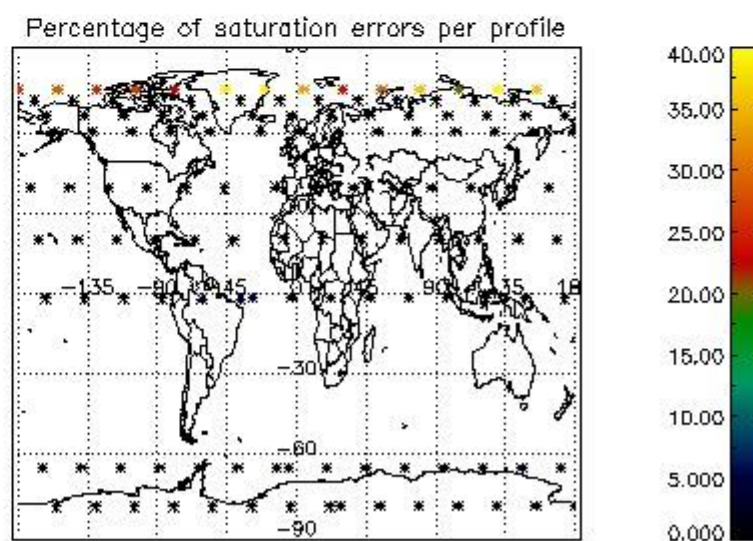
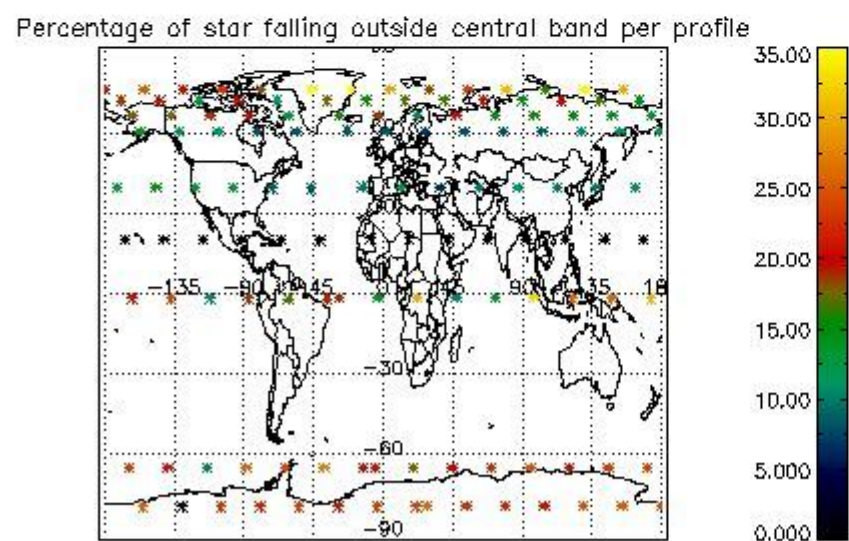
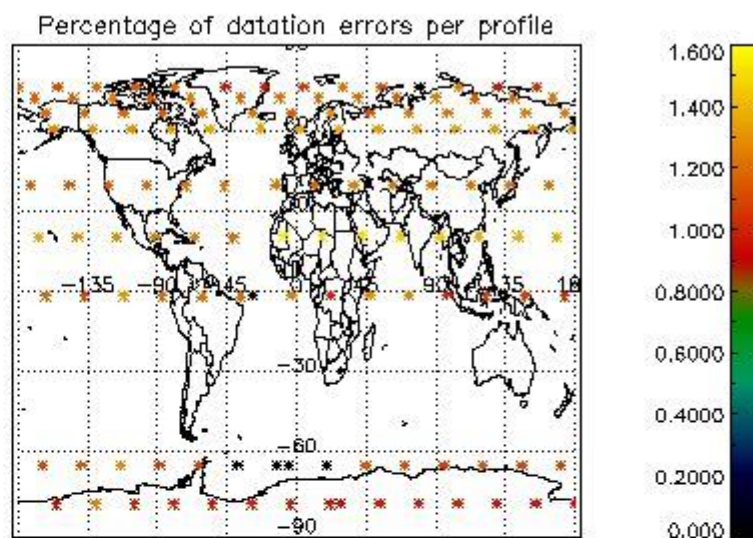
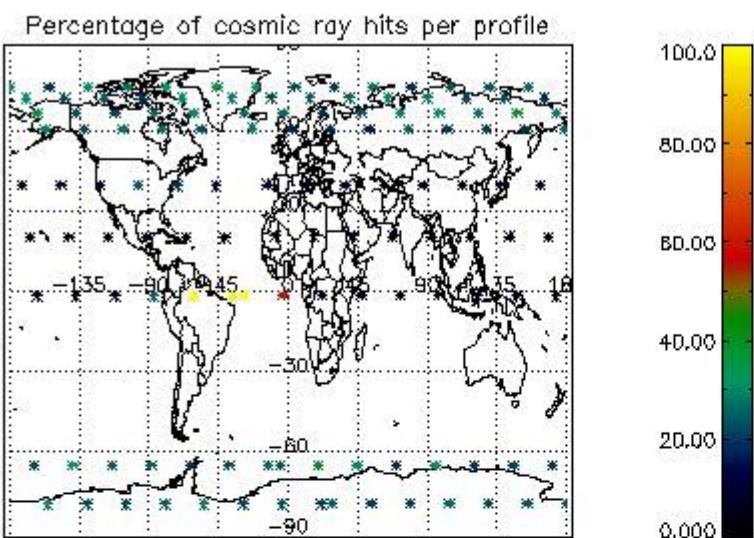


4.1.2 Plot level 1 quality information per product (time dependant): ENVI SAT DESCENDING passes

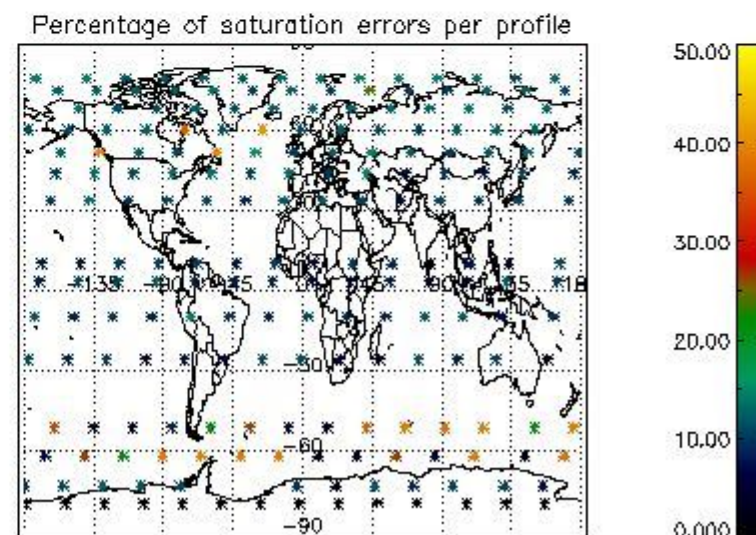
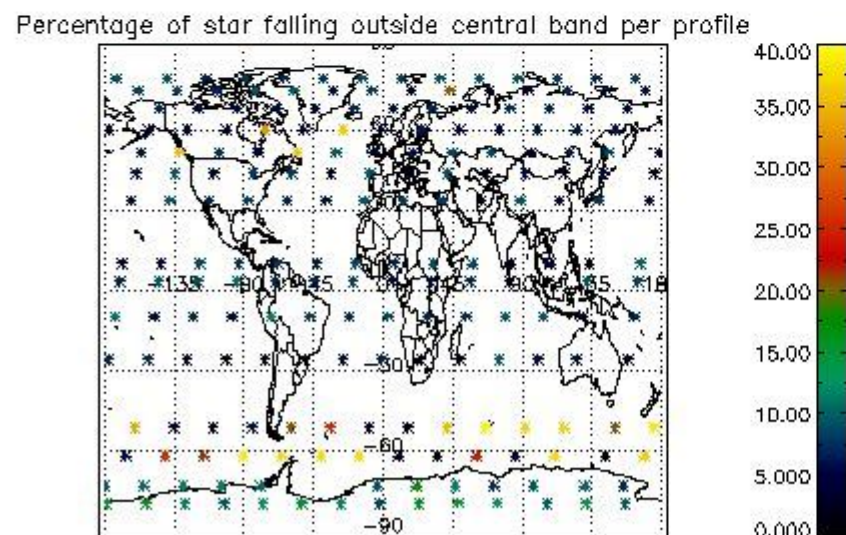
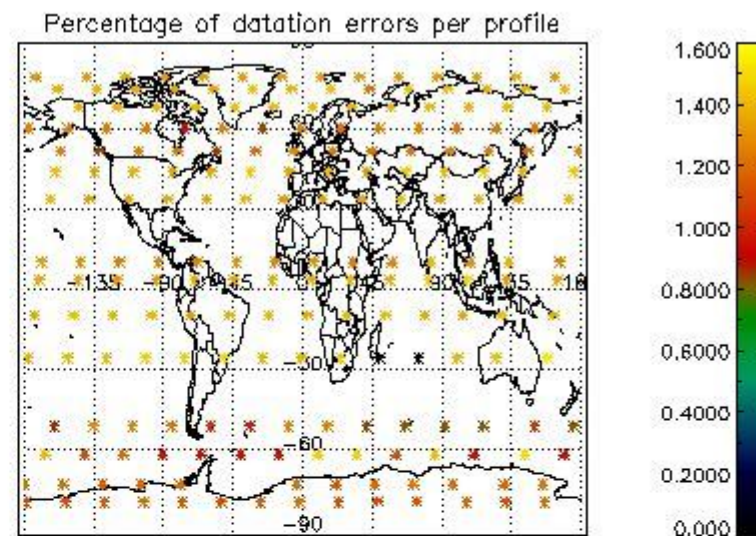
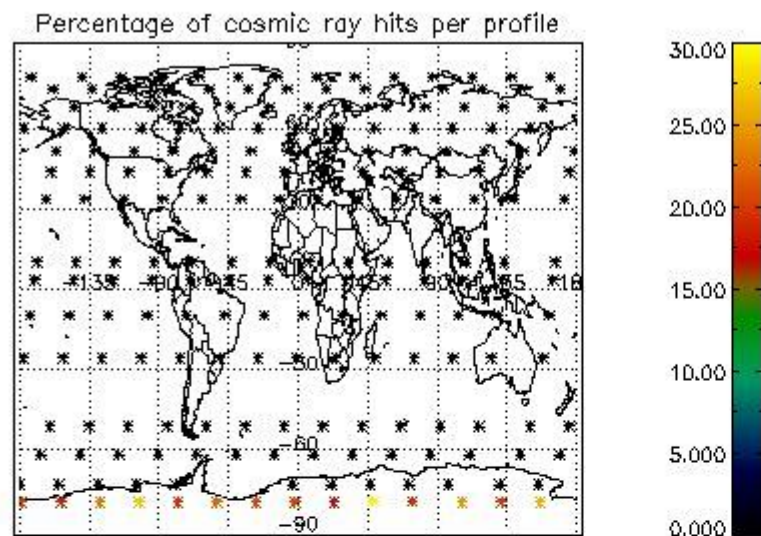


4.2 Plot quality information per product coming from level 1b processing (world map)

4.2.1 Plot level 1 quality information per product (world map): ENVISAT ASCENDING passes



4.2.2 Plot level 1 quality information per product (world map): ENVISAT DESCENDING passes



5. Trace gas profiles

5.1 Ozone statistics based on quality of products

The final quality of the products can be "measured" using the STD (Standard Deviation) attached to every point profile. This information is written to the parameter GOM_NL__2P/NL_LOCAL_SPECIES_DENSITY/o3_std of the level 2 products. The table below shows the statistics for given STD ranges.

The statistics are given with respect to the overall valid production:

- Products without fatal errors: GOM_NL__2P/MPH/PRODUCT_ERR=0
- Valid point profile: GOM_NL__2P/NL_LOCAL_SPECIES_DENSITY/pcd(0)=0

The 'Criteria' is applied to valid points of dark limb products:

- Products in dark limb illumination condition: GOM_NL__2P/NL_SUMMARY_QUALITY/obs_ill_cond=0
- Products without fatal errors: GOM_NL__2P/MPH/PRODUCT_ERR=0
- Valid point profile: GOM_NL__2P/NL_LOCAL_SPECIES_DENSITY/pcd(0)=0

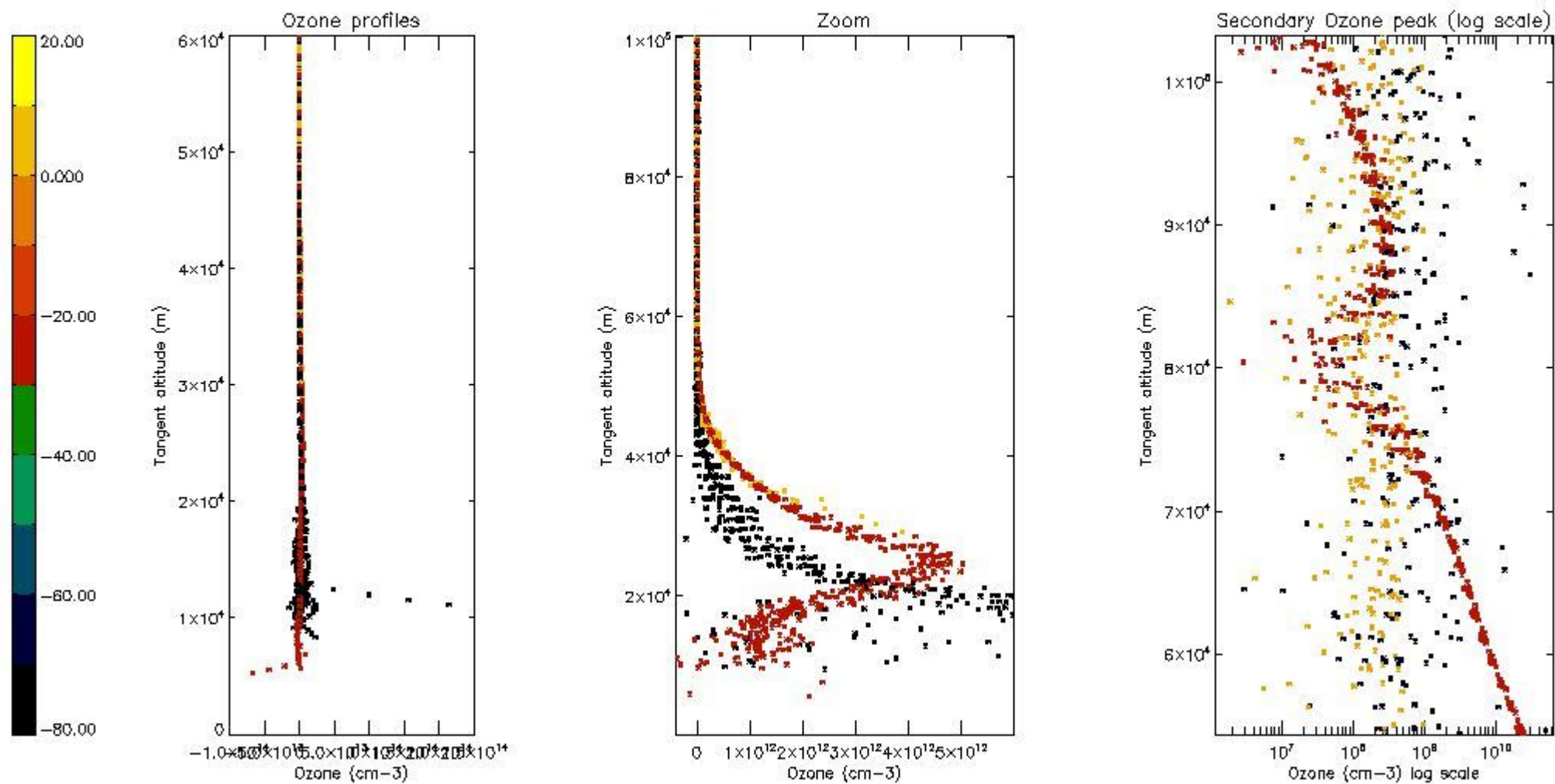
So, the table below shows the percentage of dark limb and valid observations for each criteria with respect to the overall valid daily observations.

| Criteria | % of total production |
|----------|-----------------------|
| All STD | 14 |
| STD < 20 | 5 |

| | |
|----------|---|
| STD < 10 | 3 |
| STD < 5 | 3 |

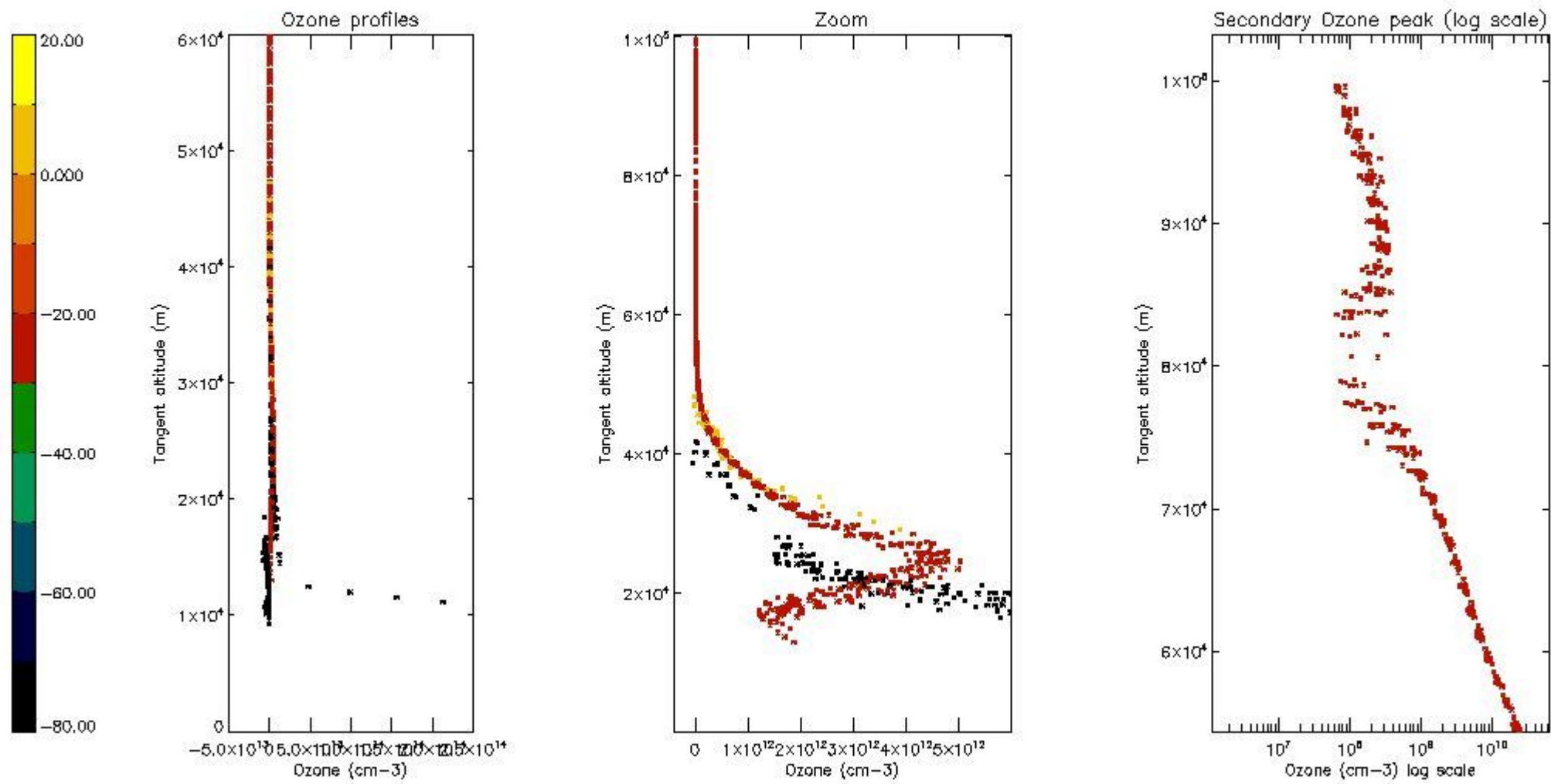
5.2 Plot ozone profiles for all STD (dark without errors)

The colorbar represents the latitude.



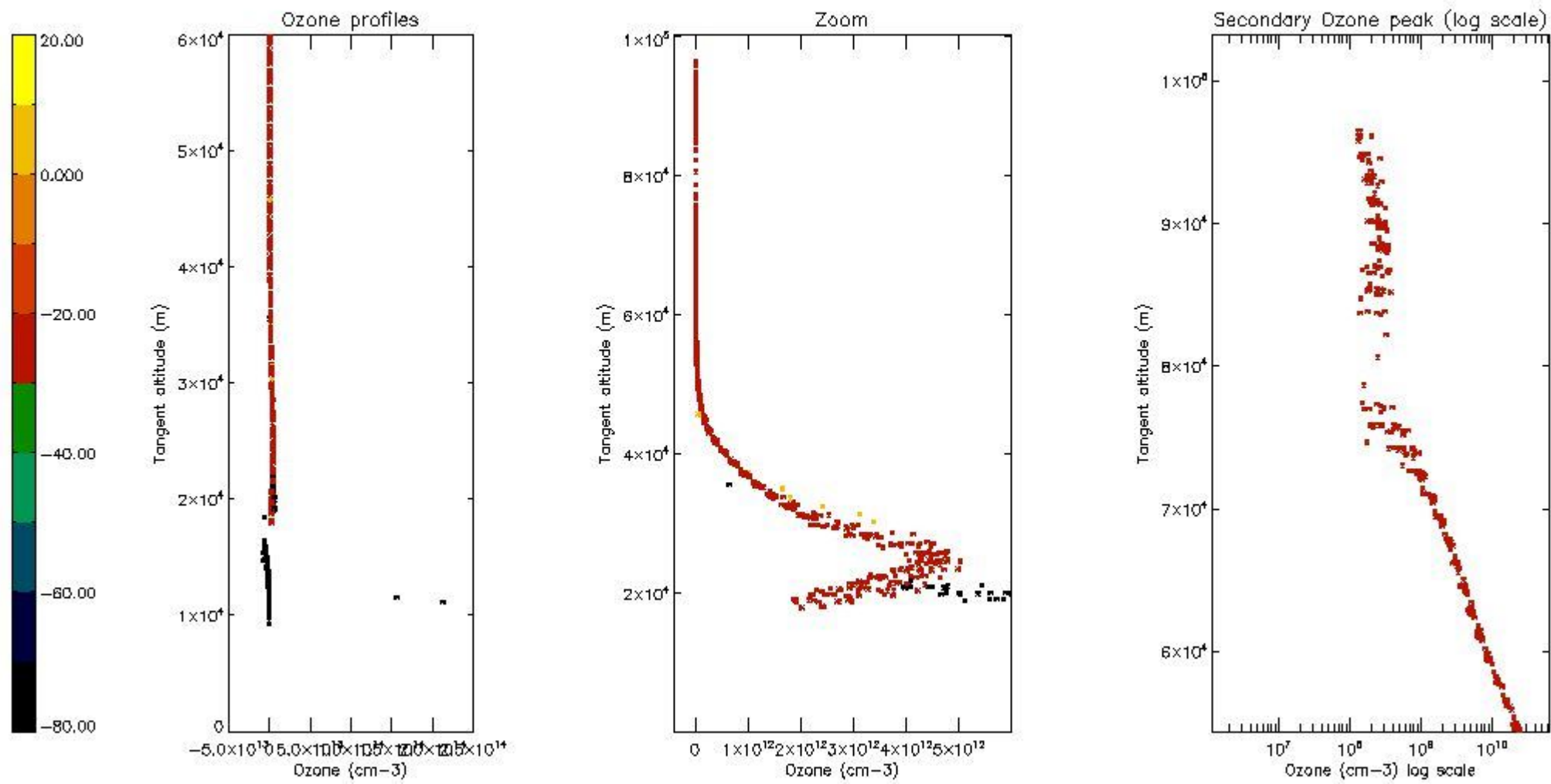
5.3 Plot ozone profiles where STD < 20% (dark without errors)

The colorbar represents the latitude.



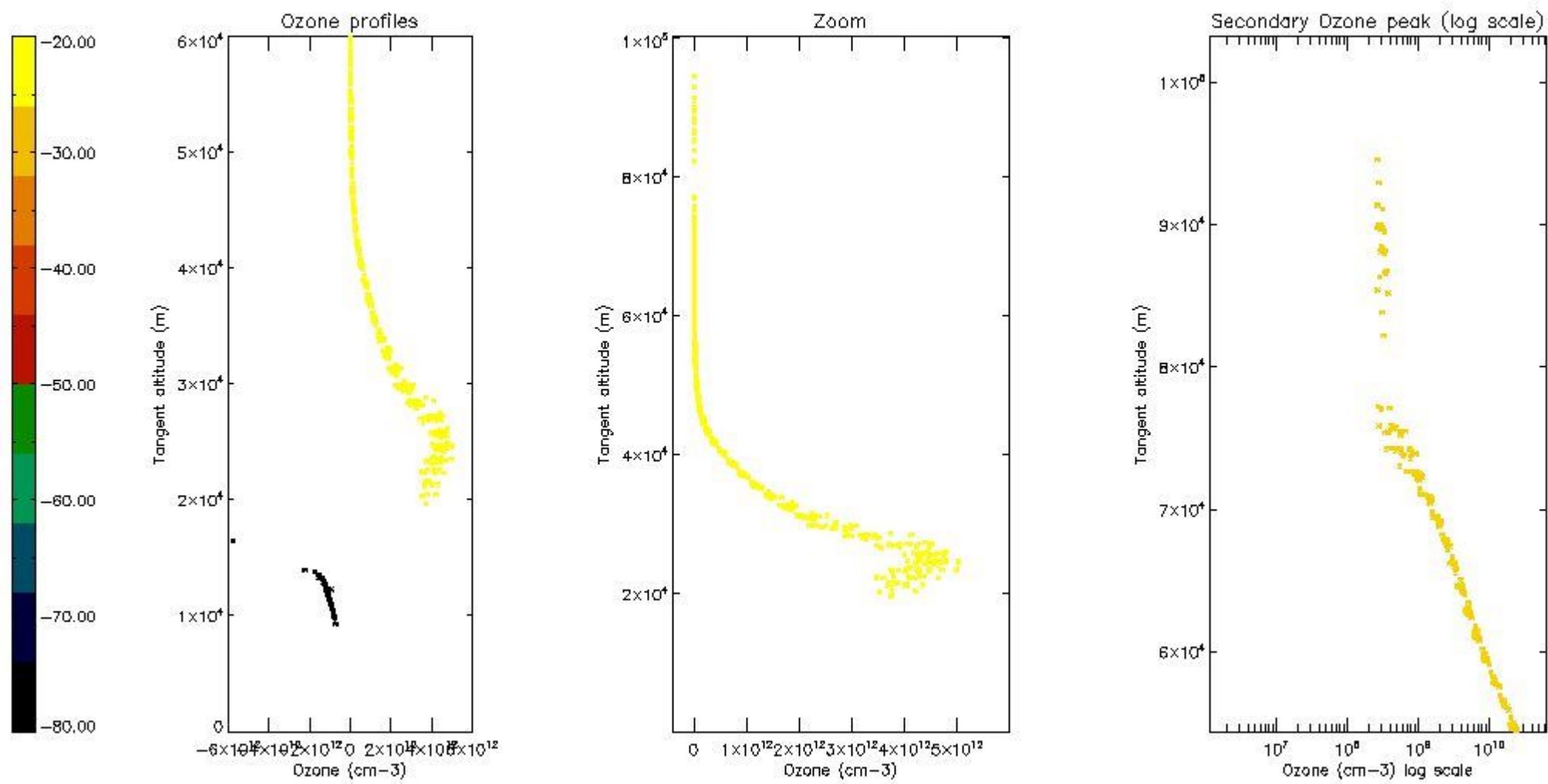
5.4 Plot ozone profiles where $STD < 10\%$ (dark without errors)

The colorbar represents the latitude.



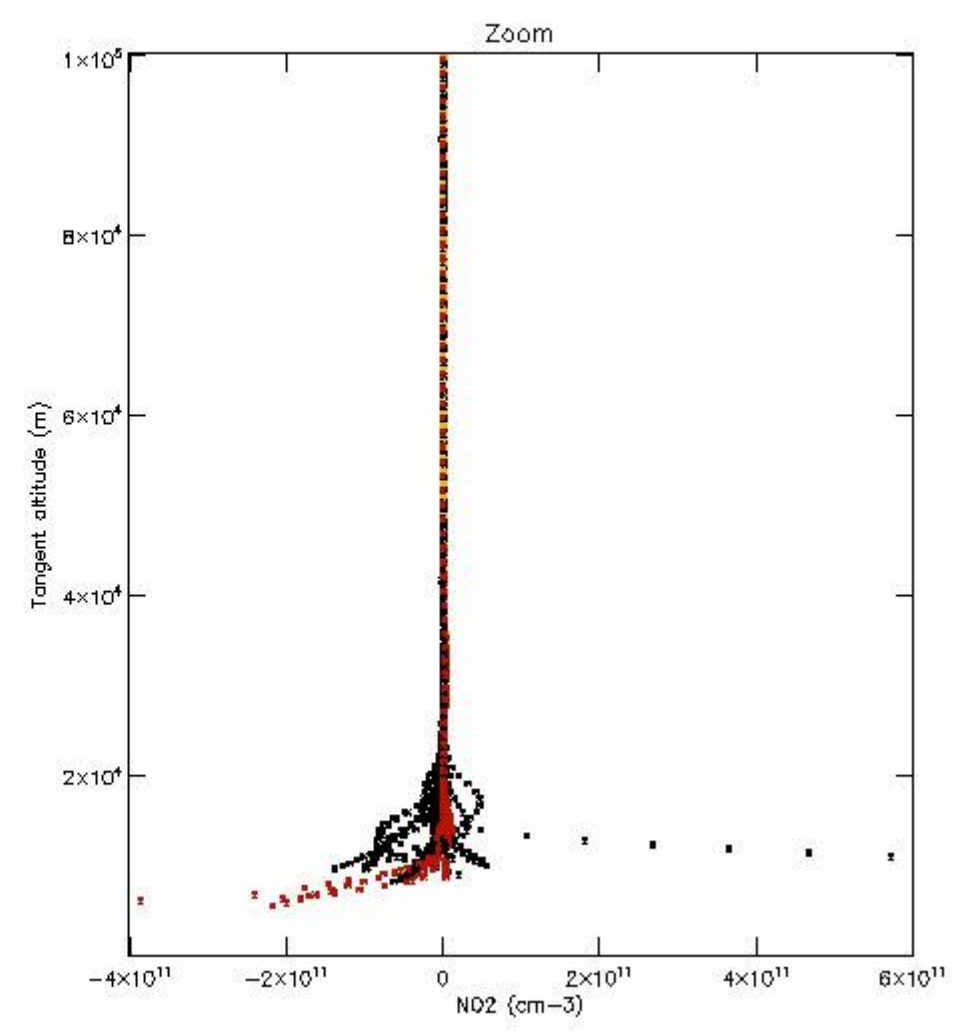
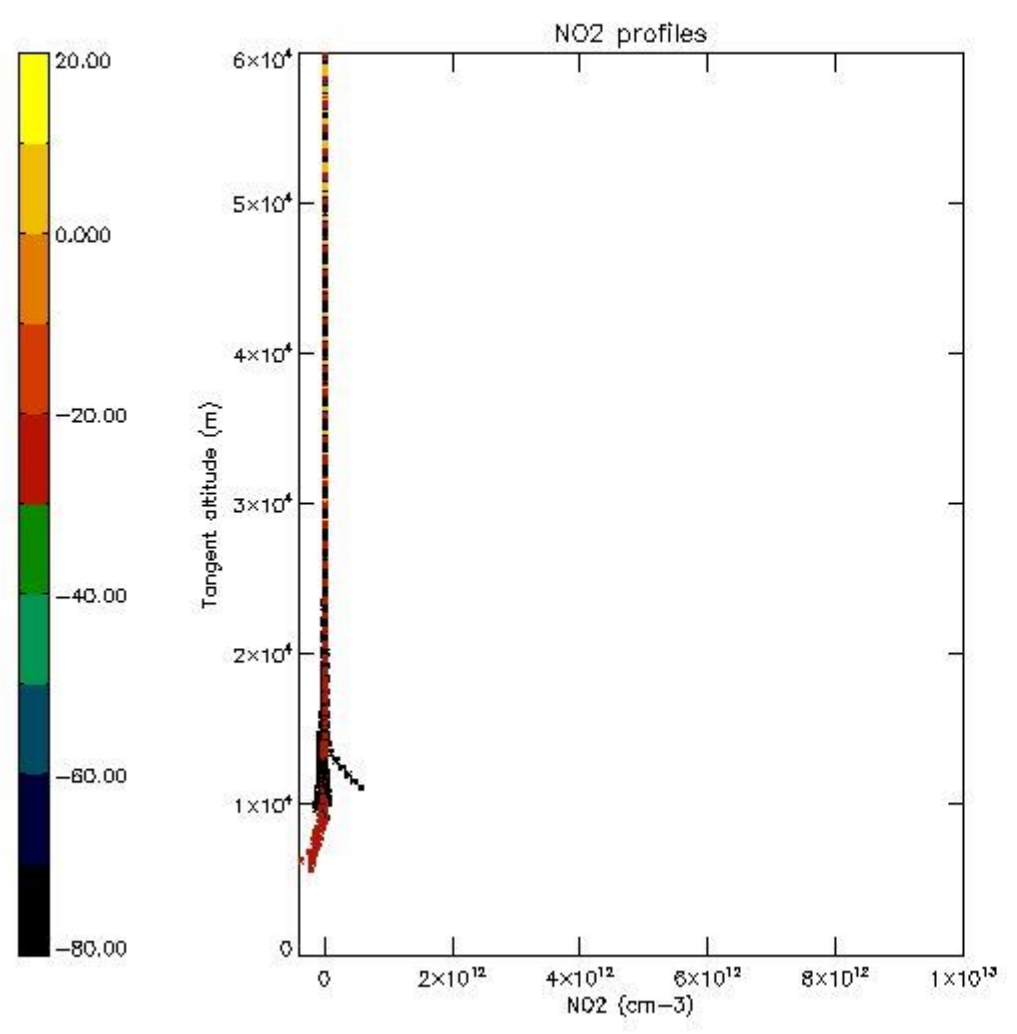
5.5 Plot ozone profiles where $STD < 5\%$ (dark without errors)

The colorbar represents the latitude.



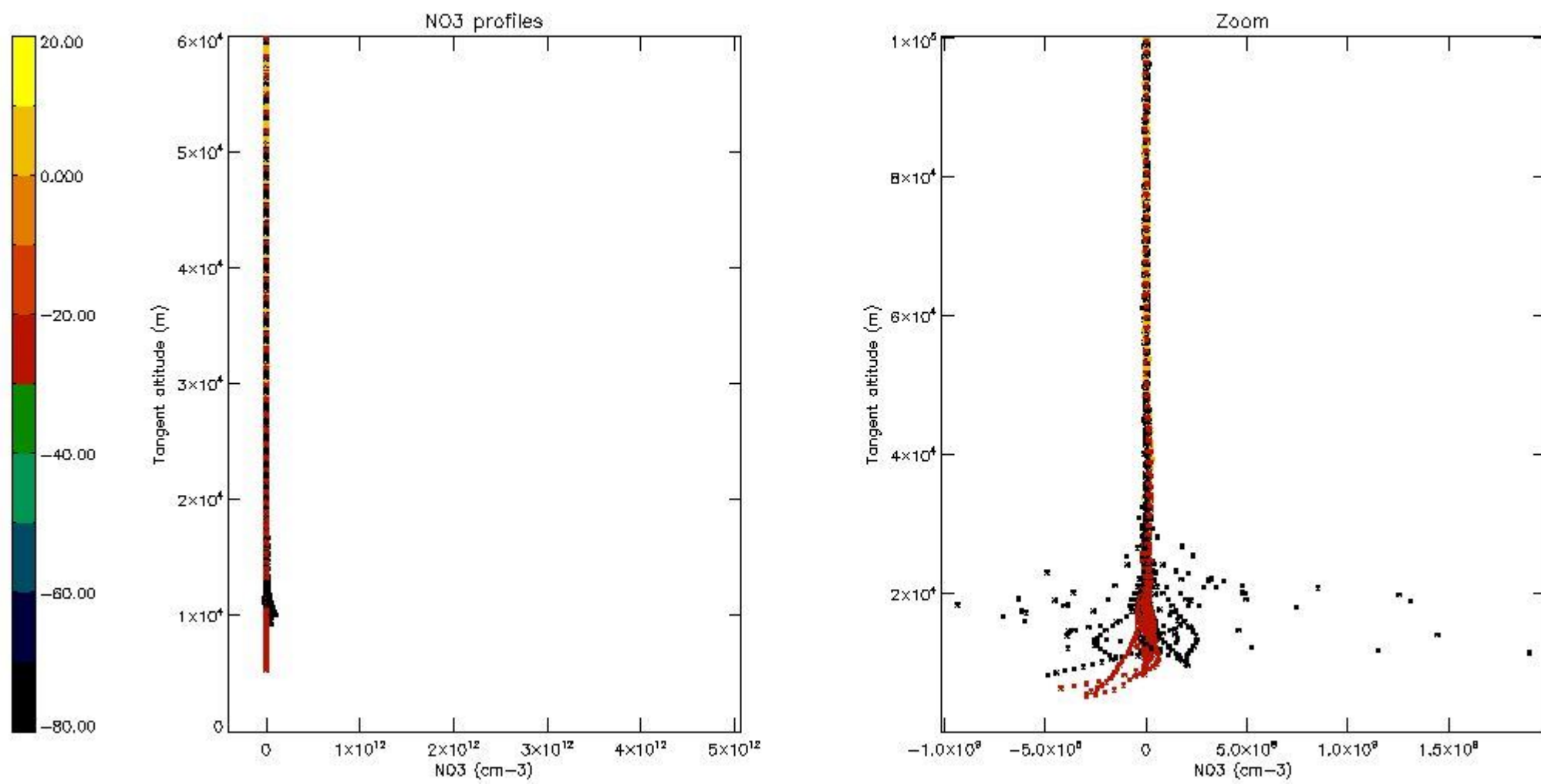
5.6 Plot NO₂ profiles for all STD (dark without errors)

The colorbar represents the latitude.



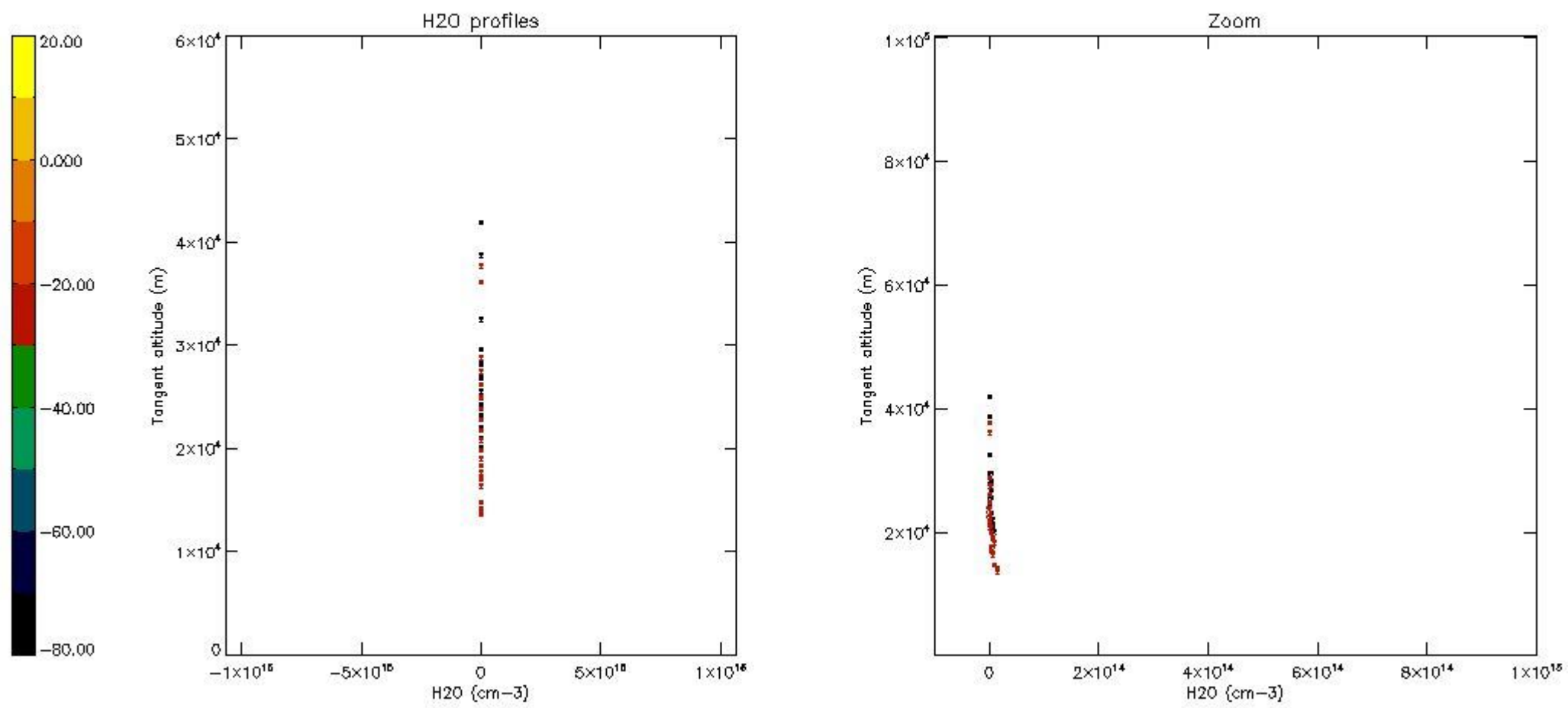
5.7 Plot NO3 profiles for all STD (dark without errors)

The colorbar represents the latitude.



5.8 Plot H₂O profiles for all STD (only for occultations of stars 1,2,3,4,13,14,16,26,63 dark without errors)

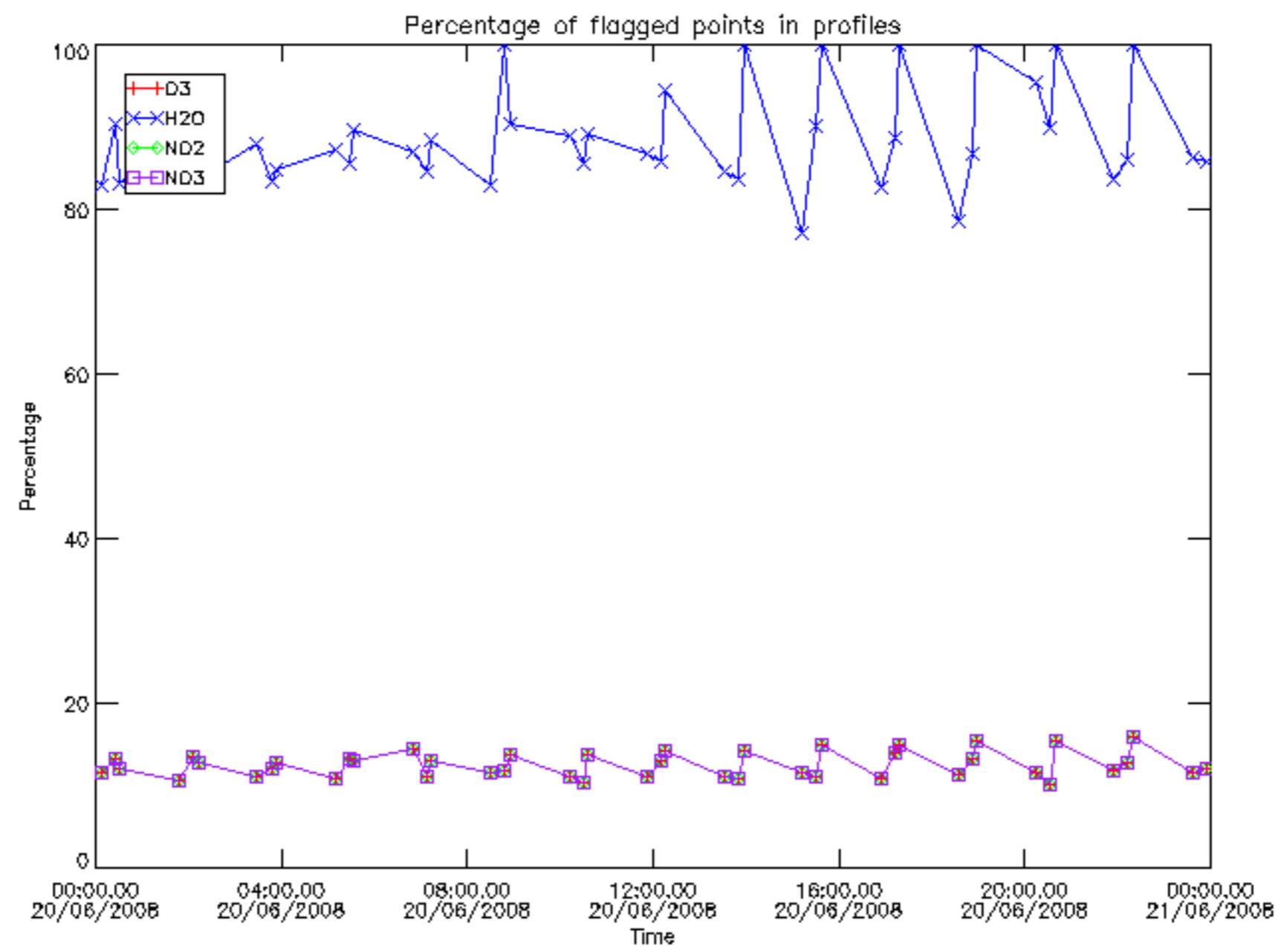
The colorbar represents the latitude.



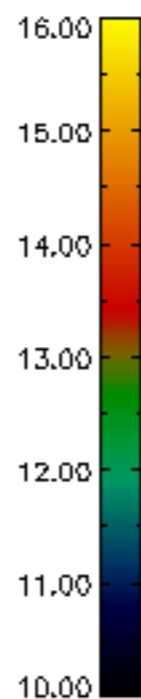
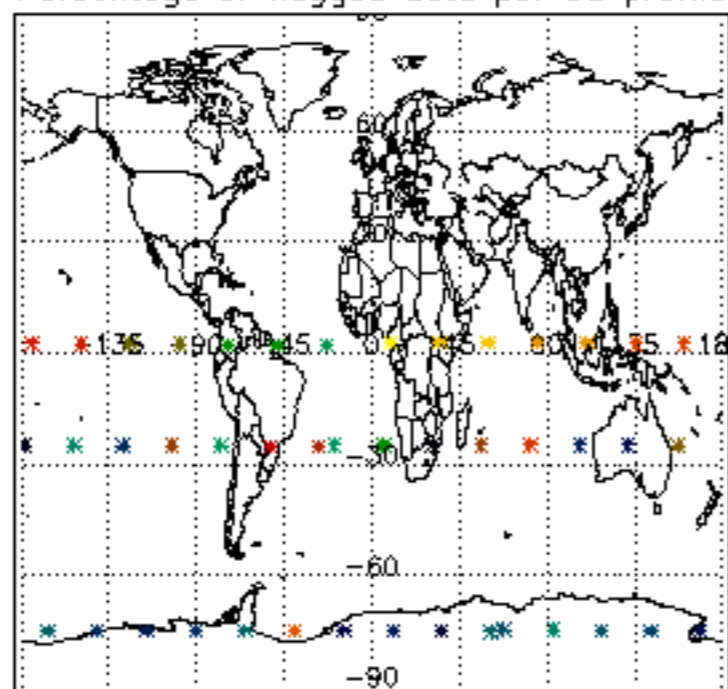
6. Auxiliary Data Files used for the production reported in section 2

The number reported in the third column indicates since which file (see list in section 2) the corresponding auxiliary file has been used. The fourth column is the date of those product files.

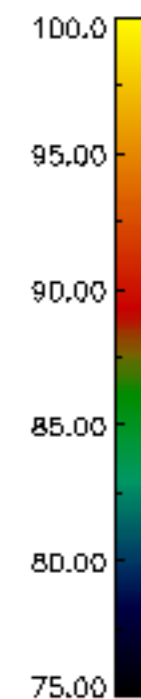
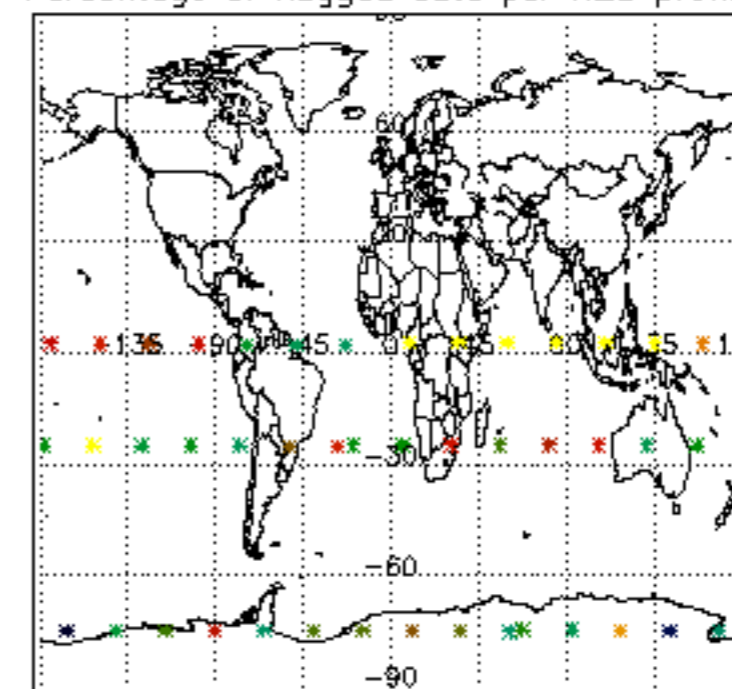
| Type | Auxiliary Filename | Used since product | Used since product date |
|---------------------------|---|--------------------|-------------------------|
| INST_PHYS_CHARACTERISTICS | GOM_INS_AXVIEC20091111_143220_20030716_120000_20500101_000000 | 1 | 20-JUN-2008 00:02:46 |
| LEVEL-2_PROC_CONFIG | GOM_PR2_AXVIEC20091111_152718_20020301_000000_20500101_000000 | 1 | 20-JUN-2008 00:02:46 |
| CROSS_SECTIONS_FILE | GOM_CRS_AXVIEC20091111_154832_20020301_000000_20500101_000000 | 1 | 20-JUN-2008 00:02:46 |



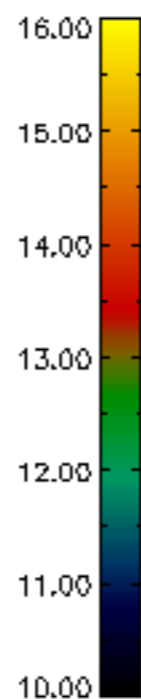
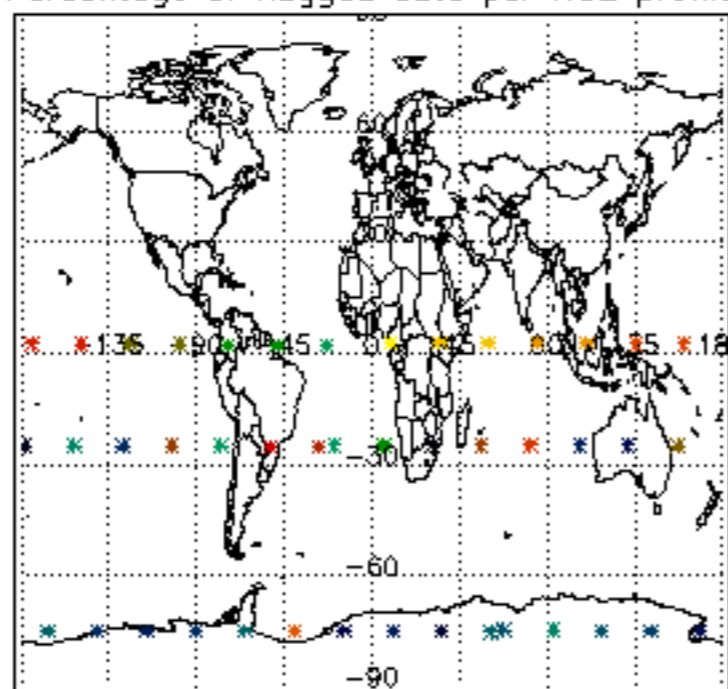
Percentage of flagged data per D3 profile



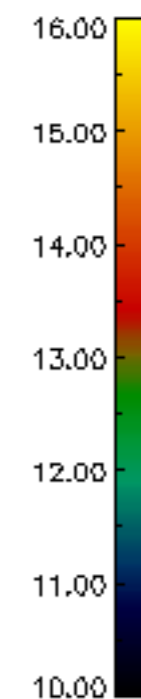
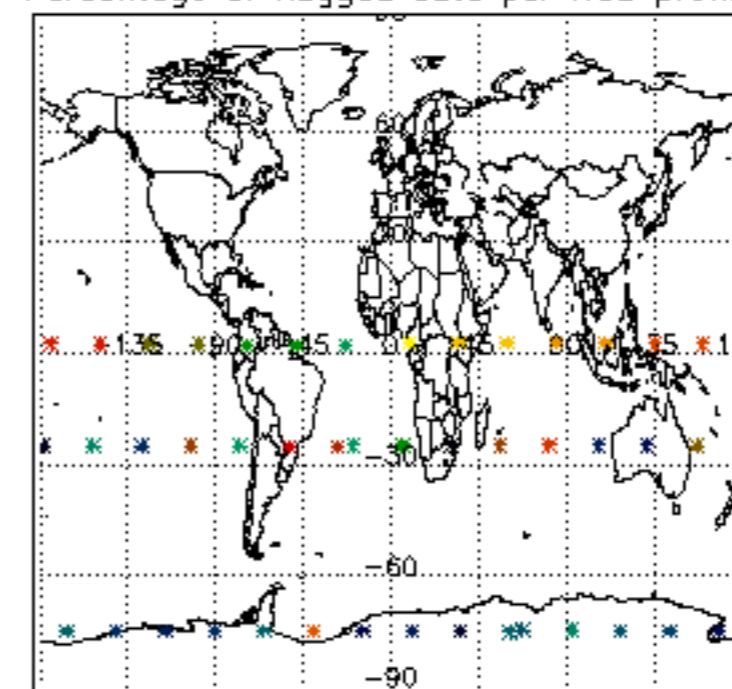
Percentage of flagged data per H2O profile

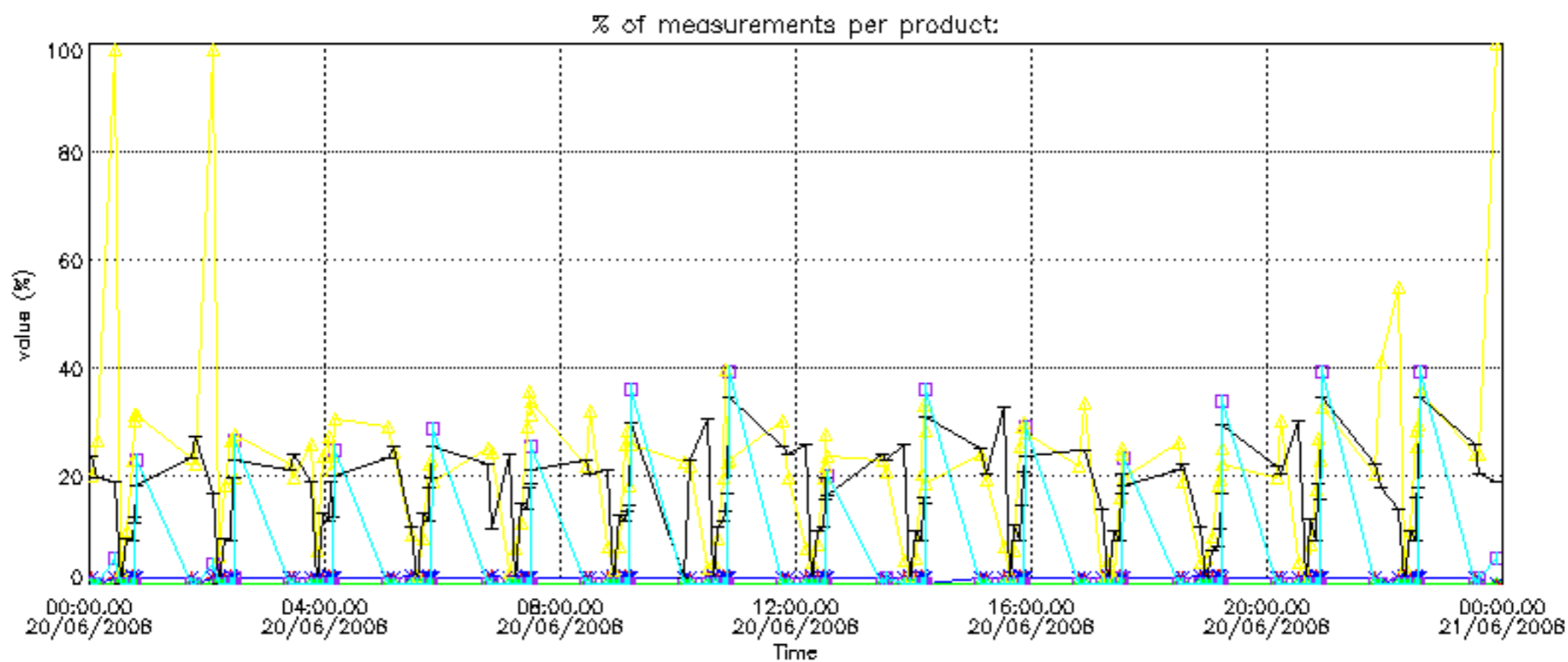


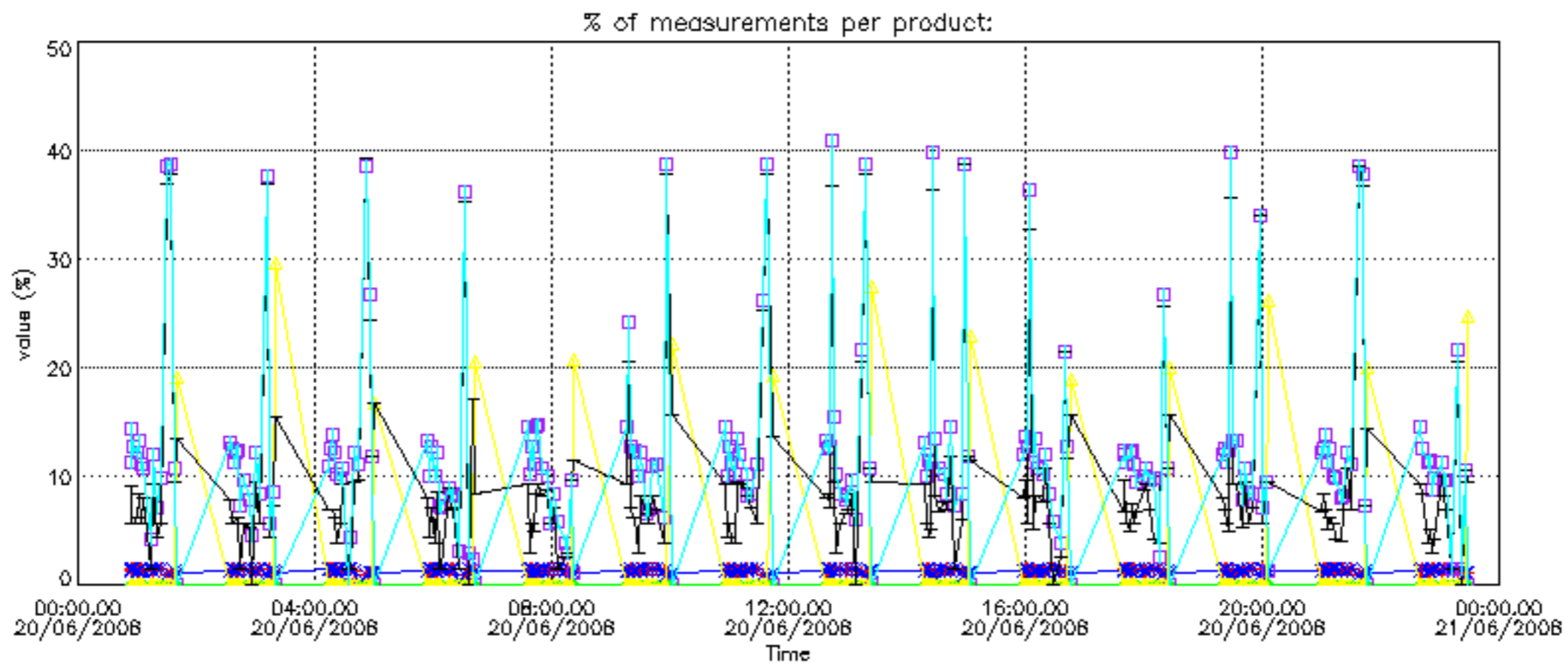
Percentage of flagged data per NO2 profile



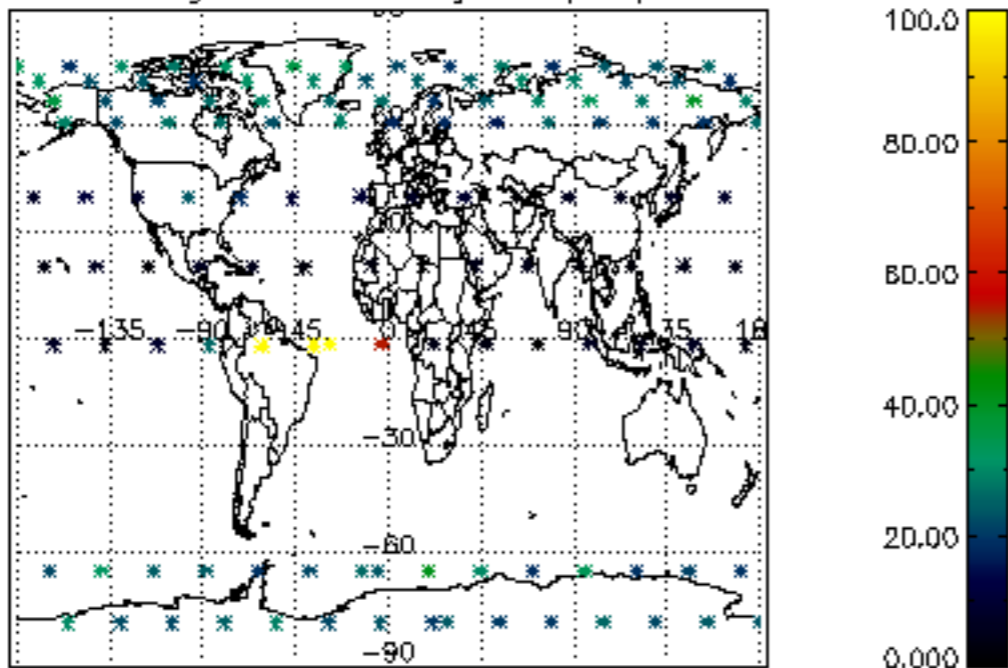
Percentage of flagged data per NO3 profile



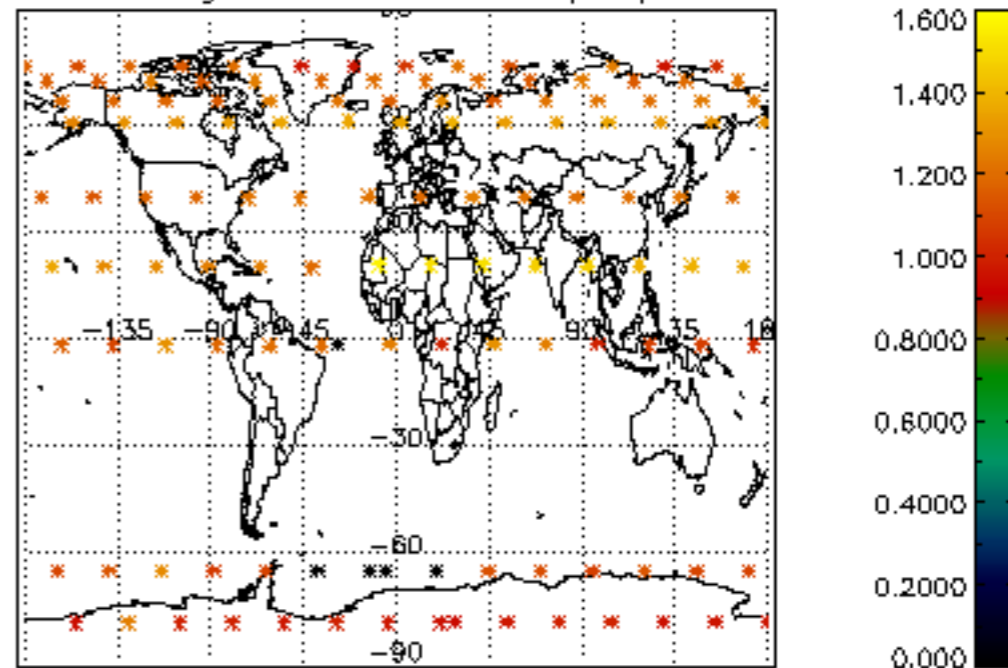




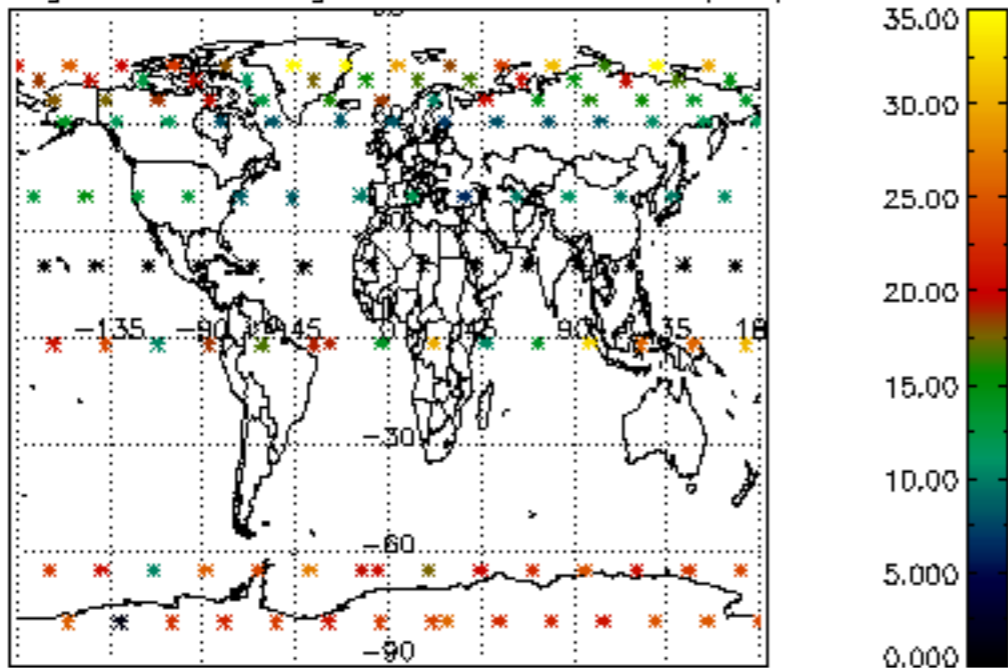
Percentage of cosmic ray hits per profile



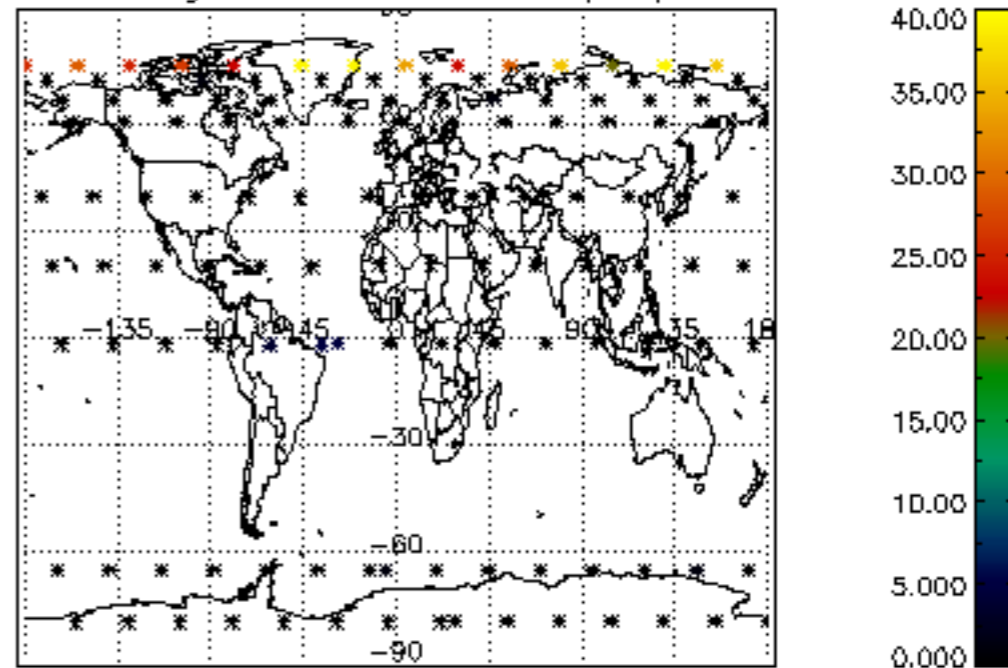
Percentage of datation errors per profile



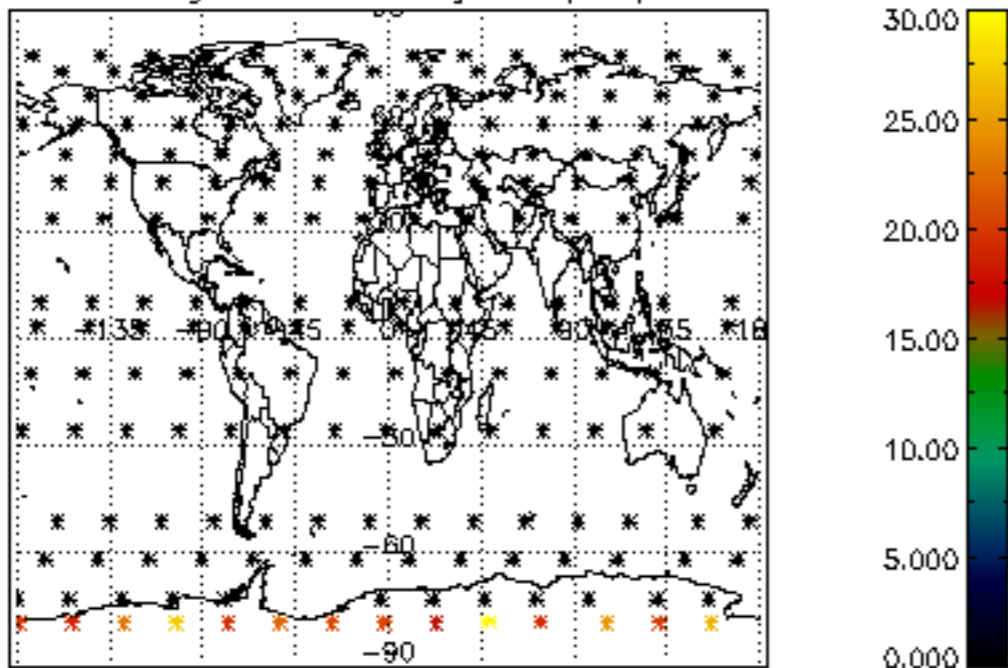
Percentage of star falling outside central band per profile



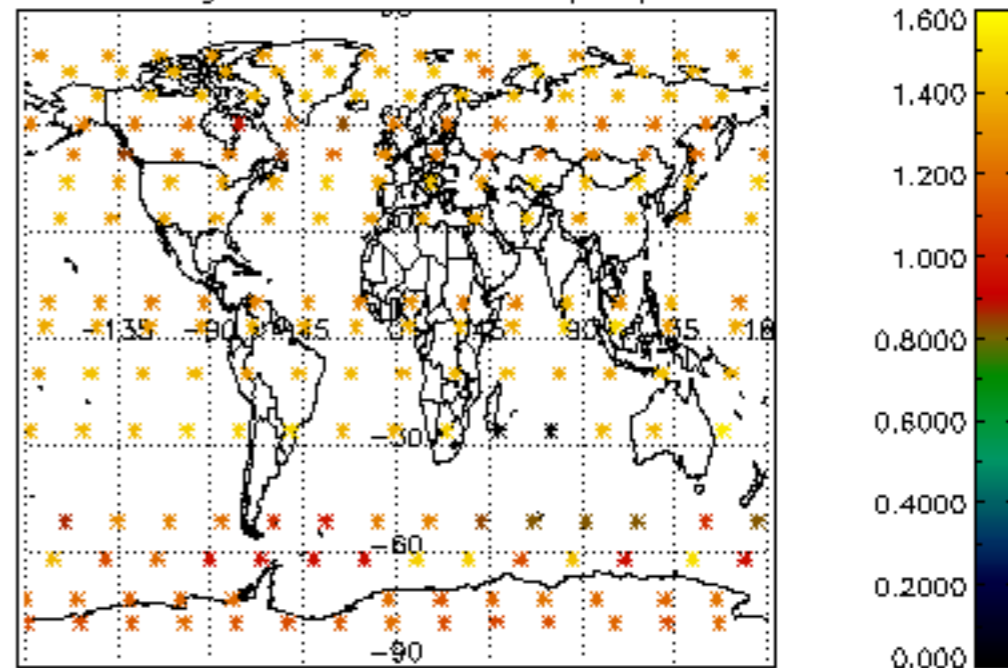
Percentage of saturation errors per profile



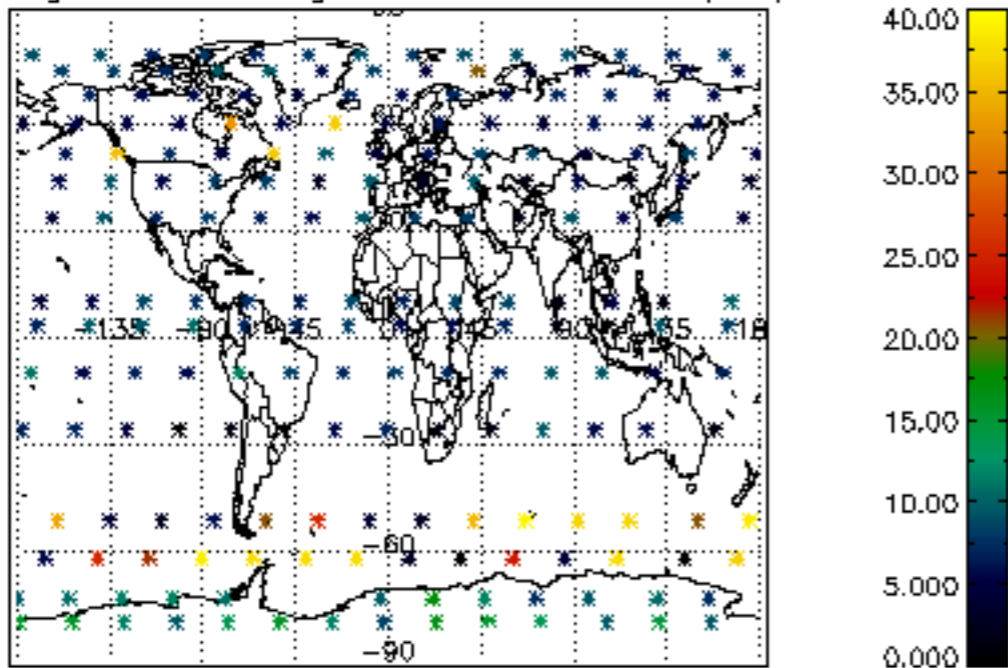
Percentage of cosmic ray hits per profile



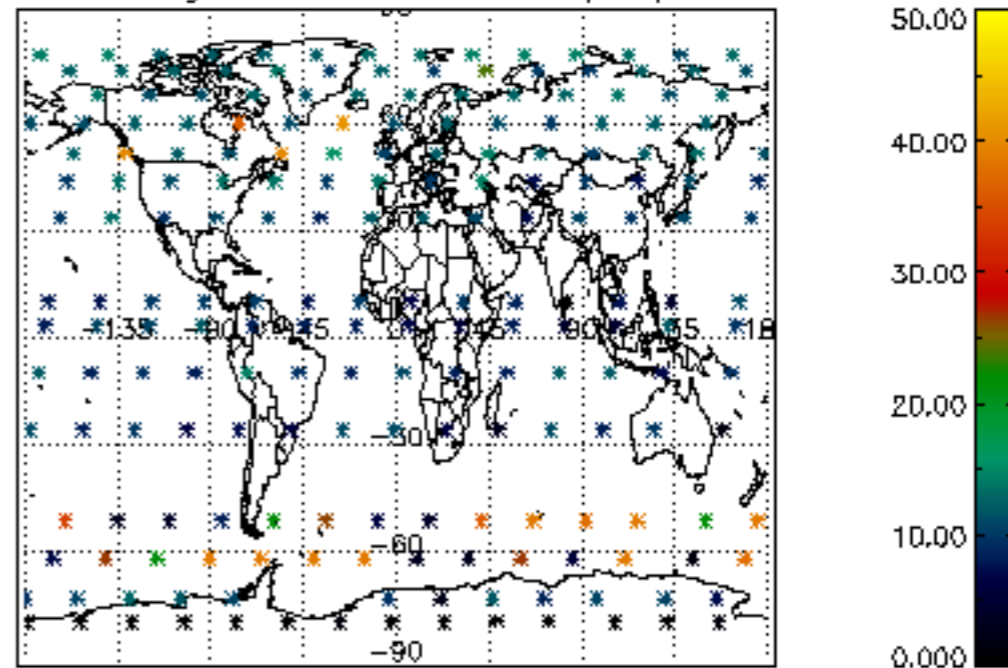
Percentage of datation errors per profile

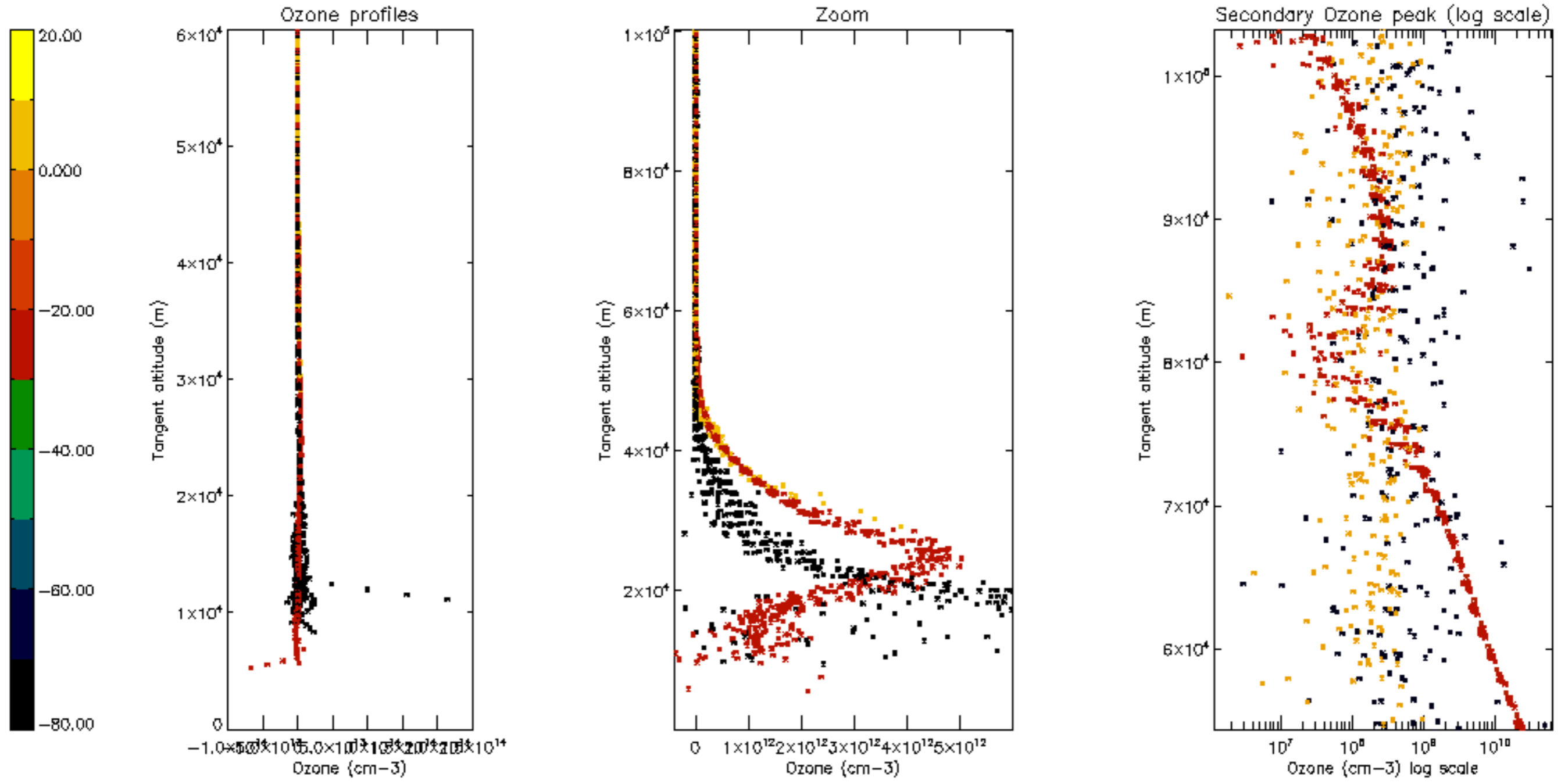


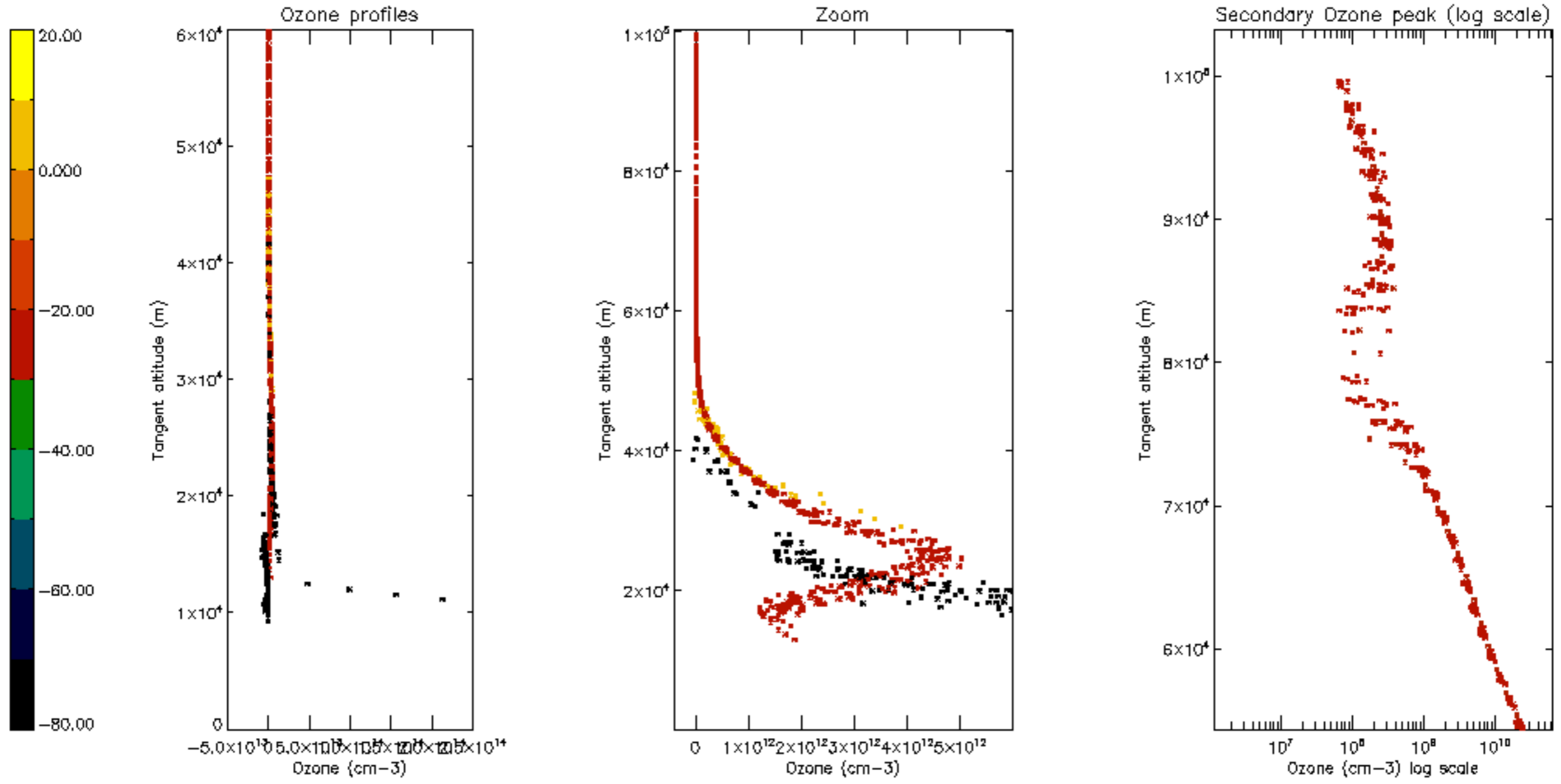
Percentage of star falling outside central band per profile

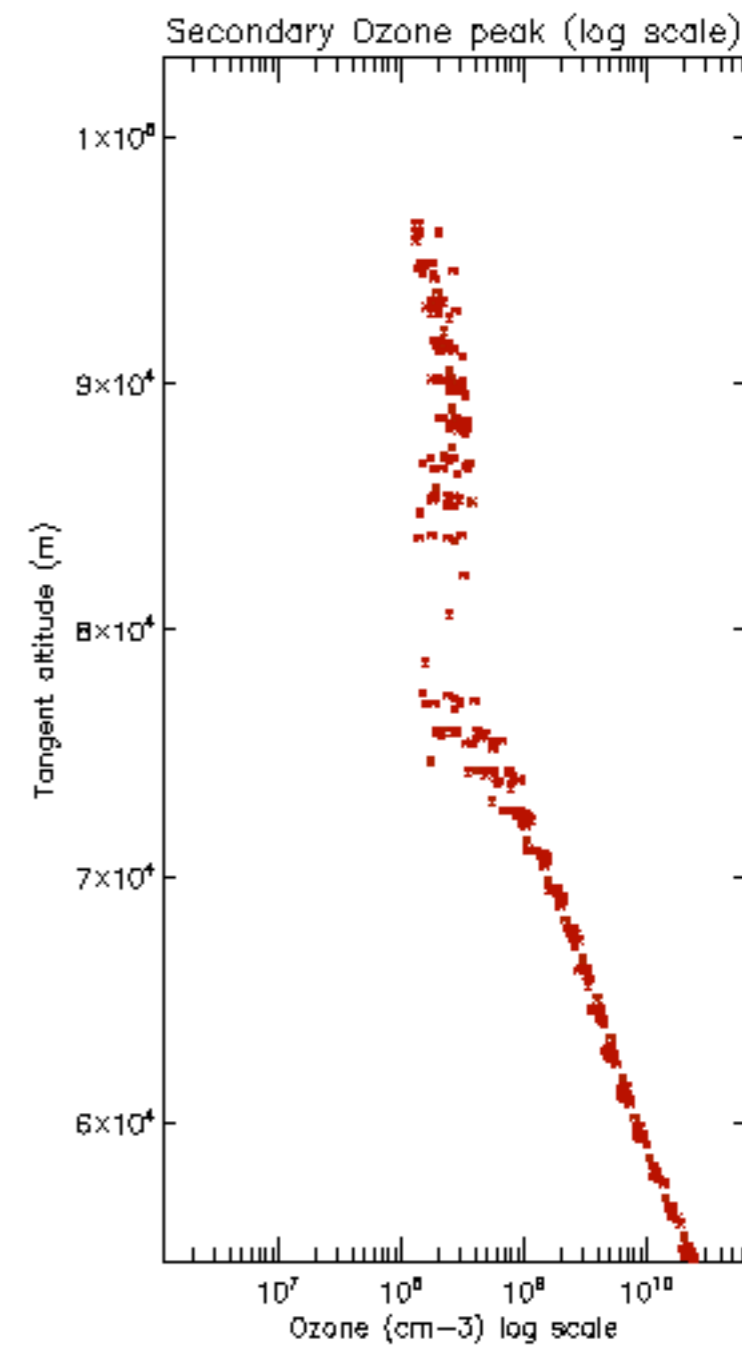
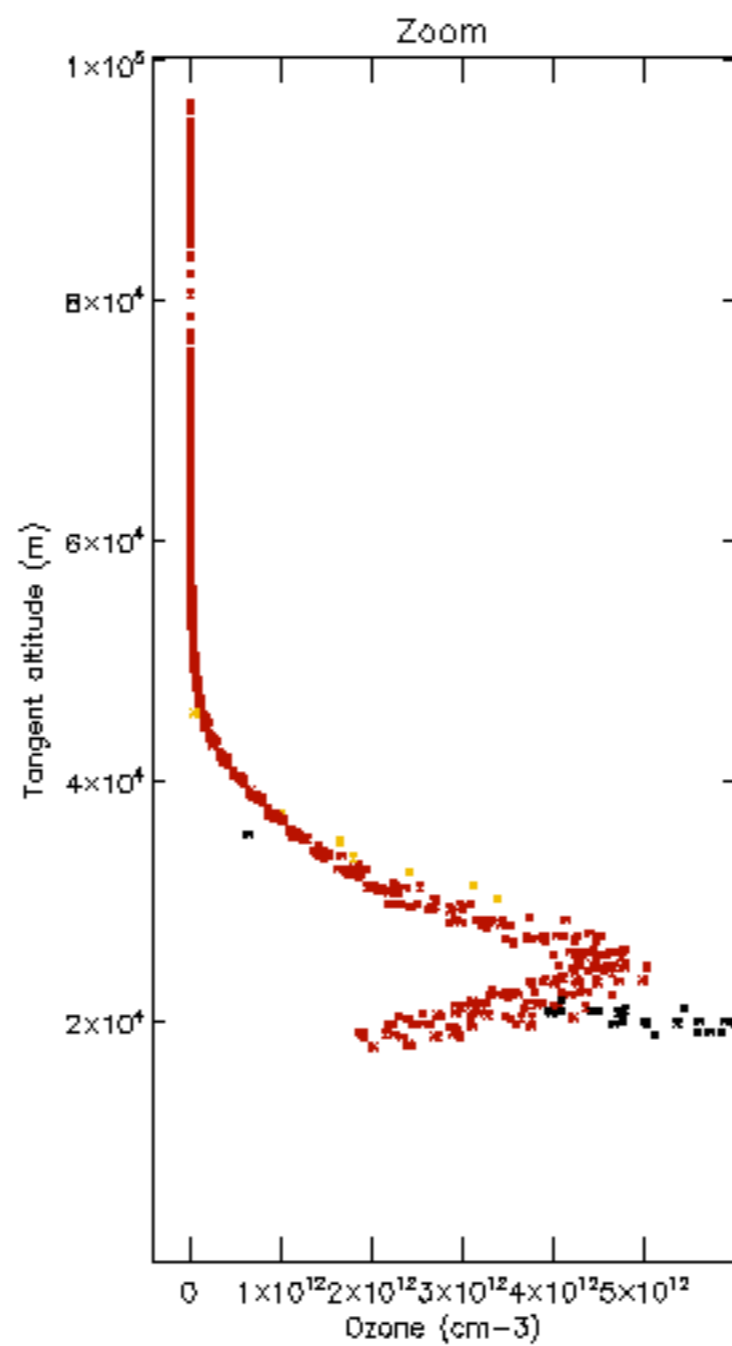
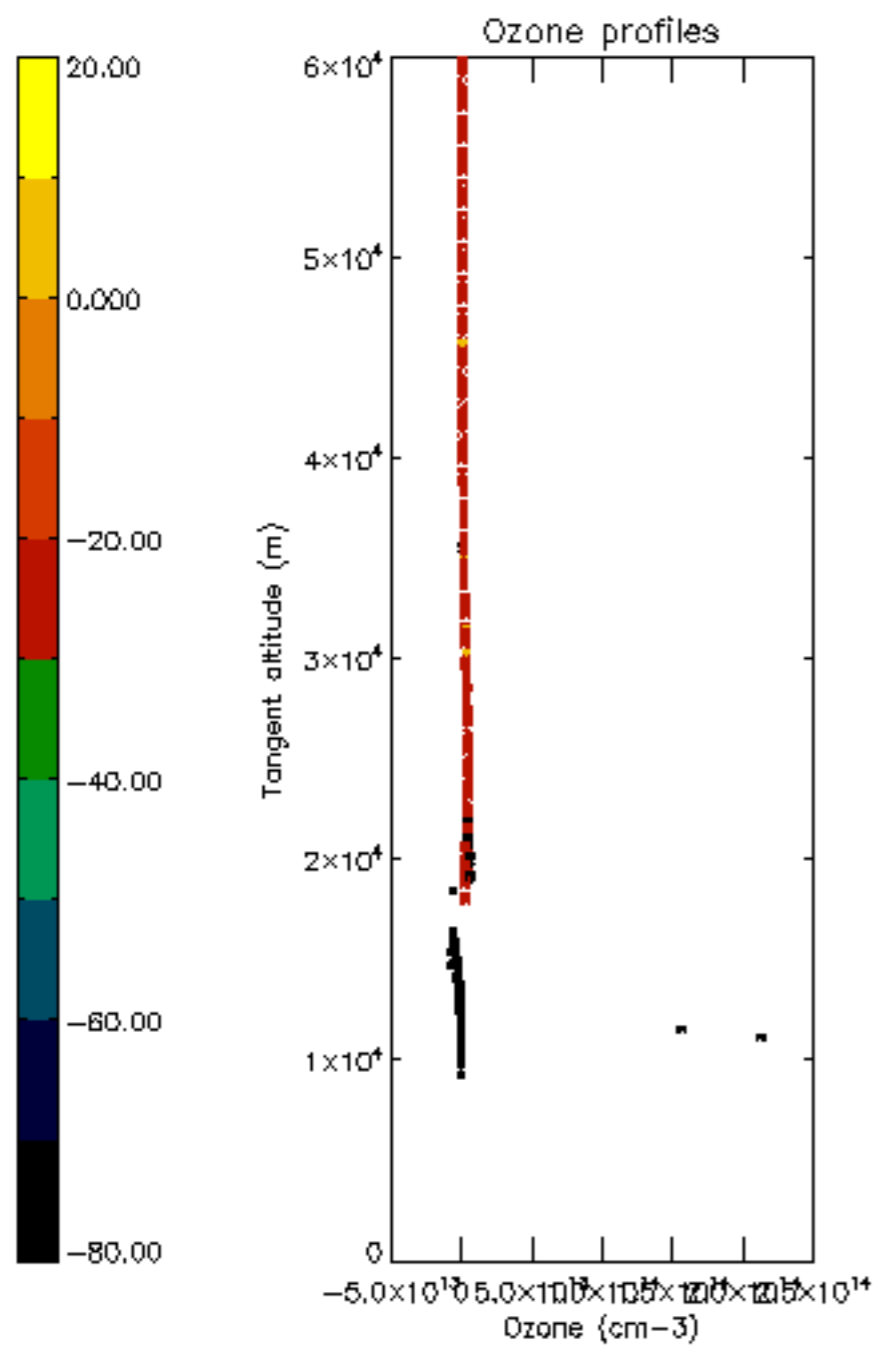


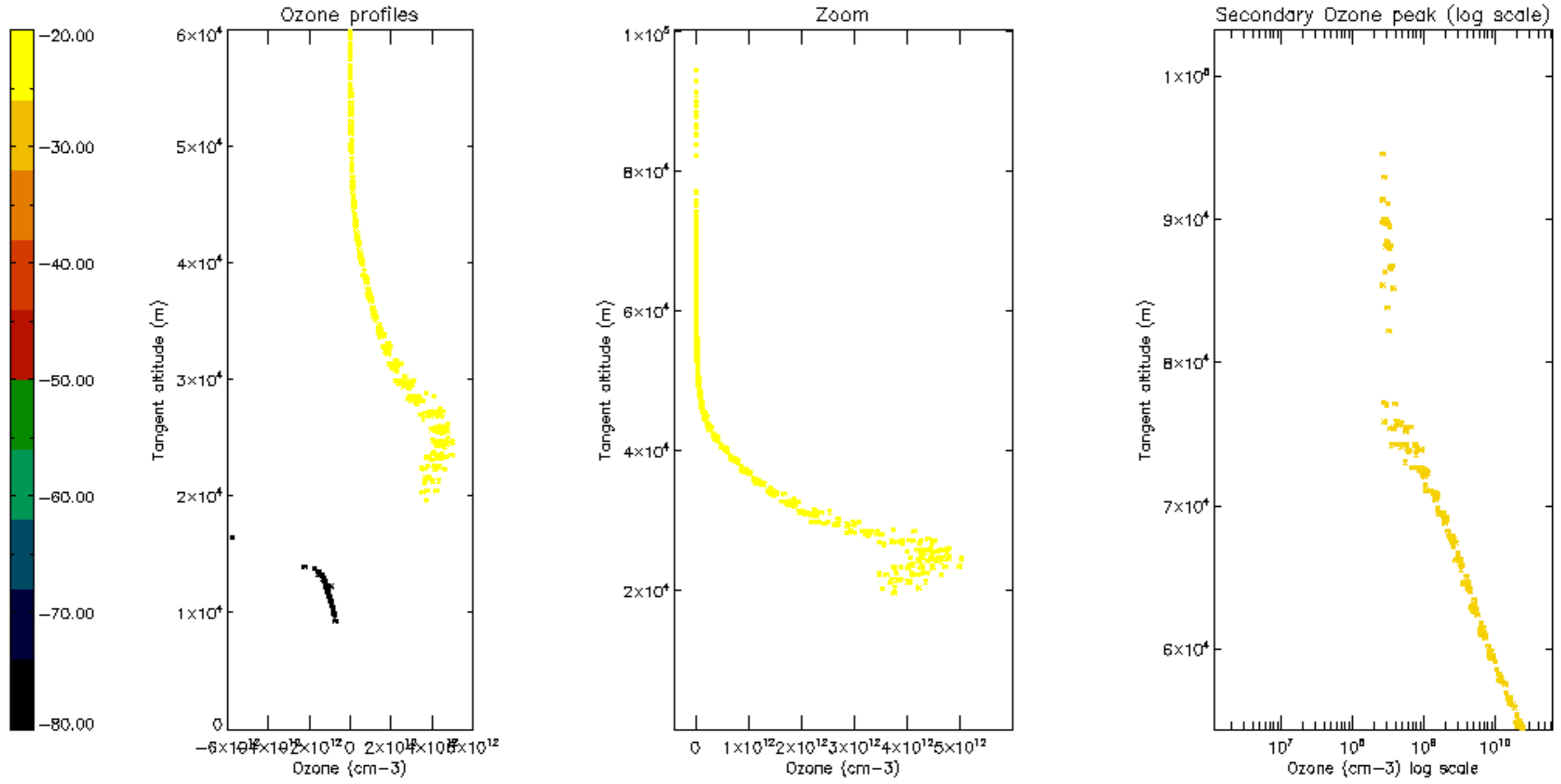
Percentage of saturation errors per profile

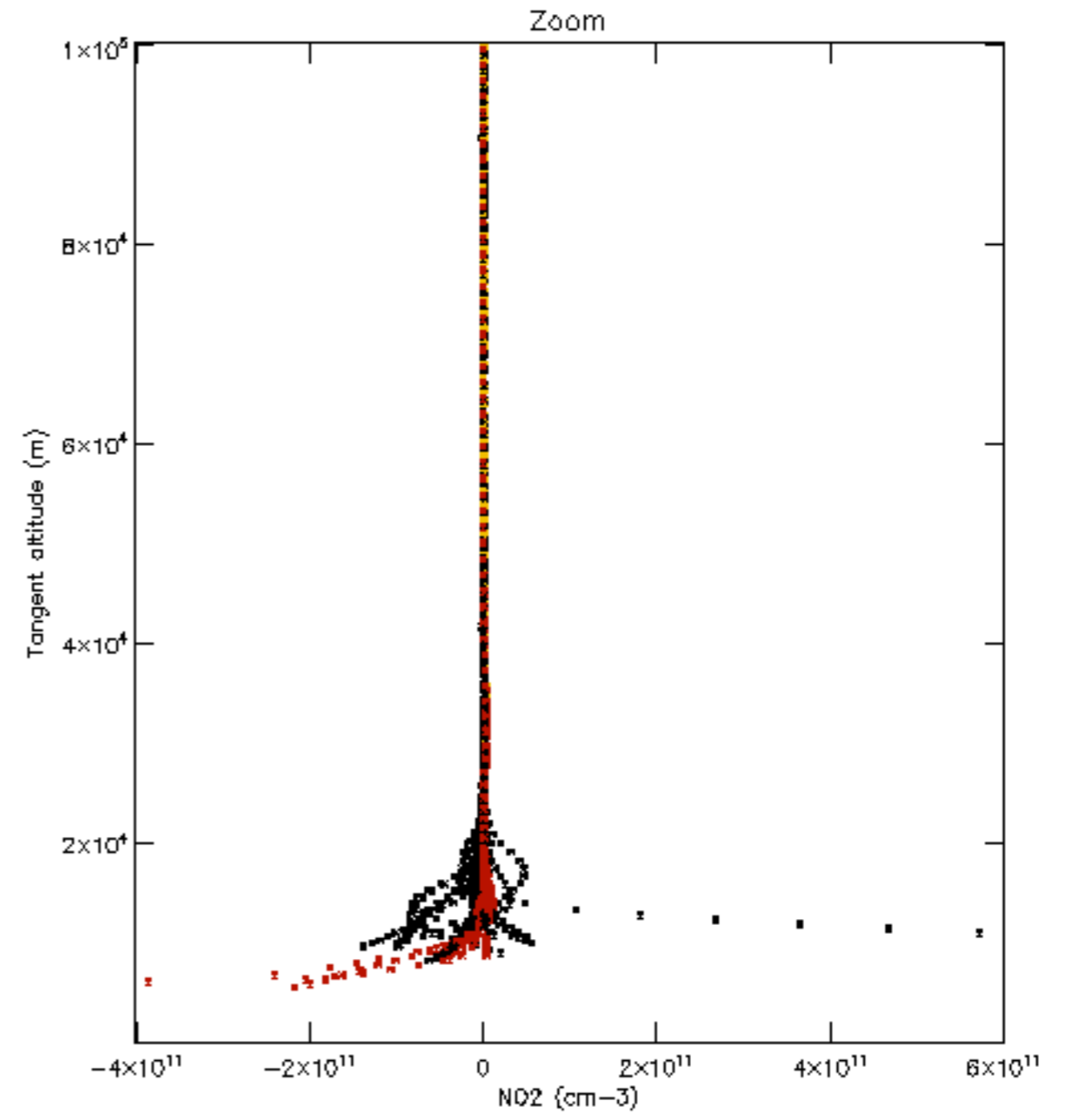
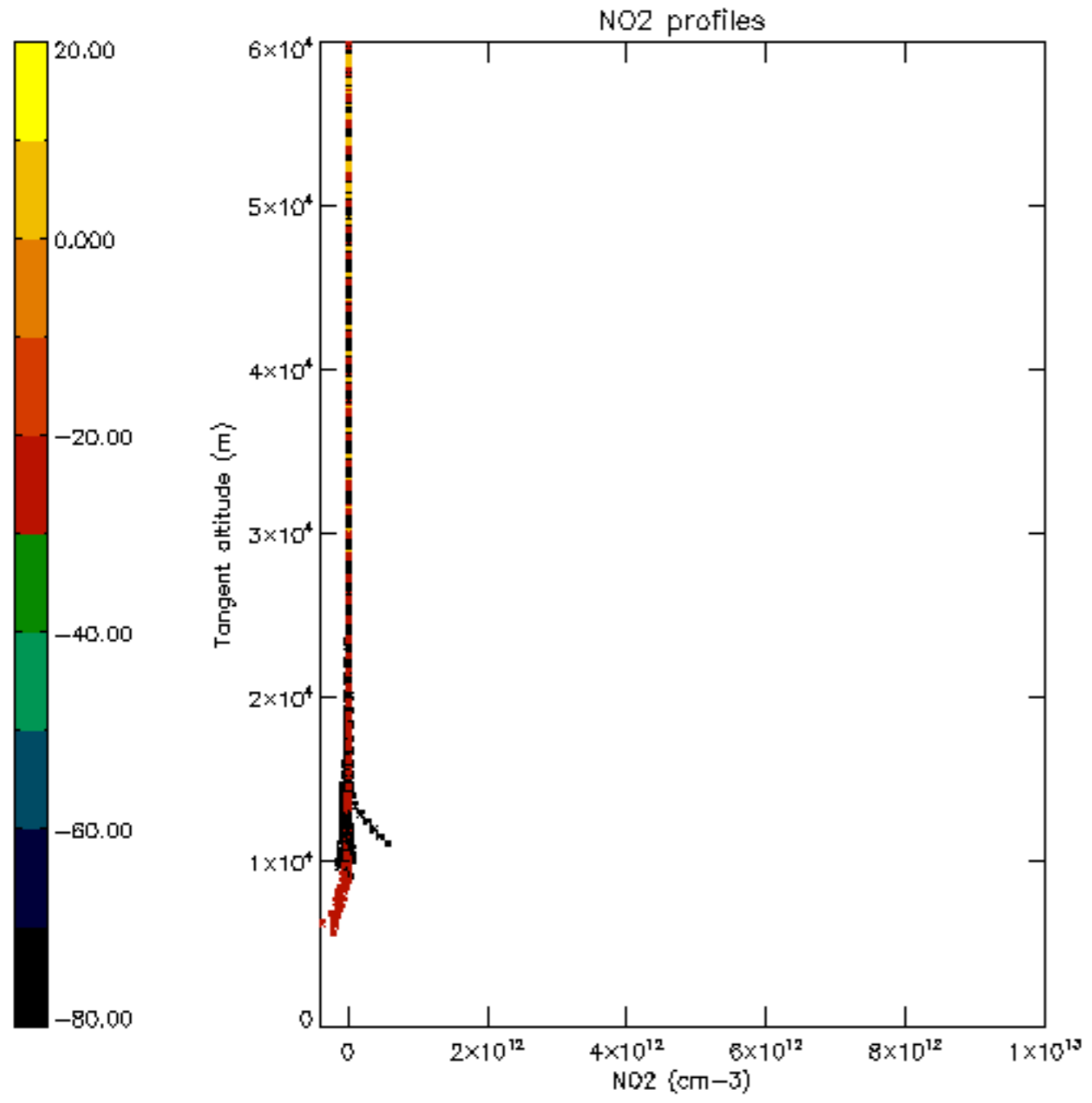


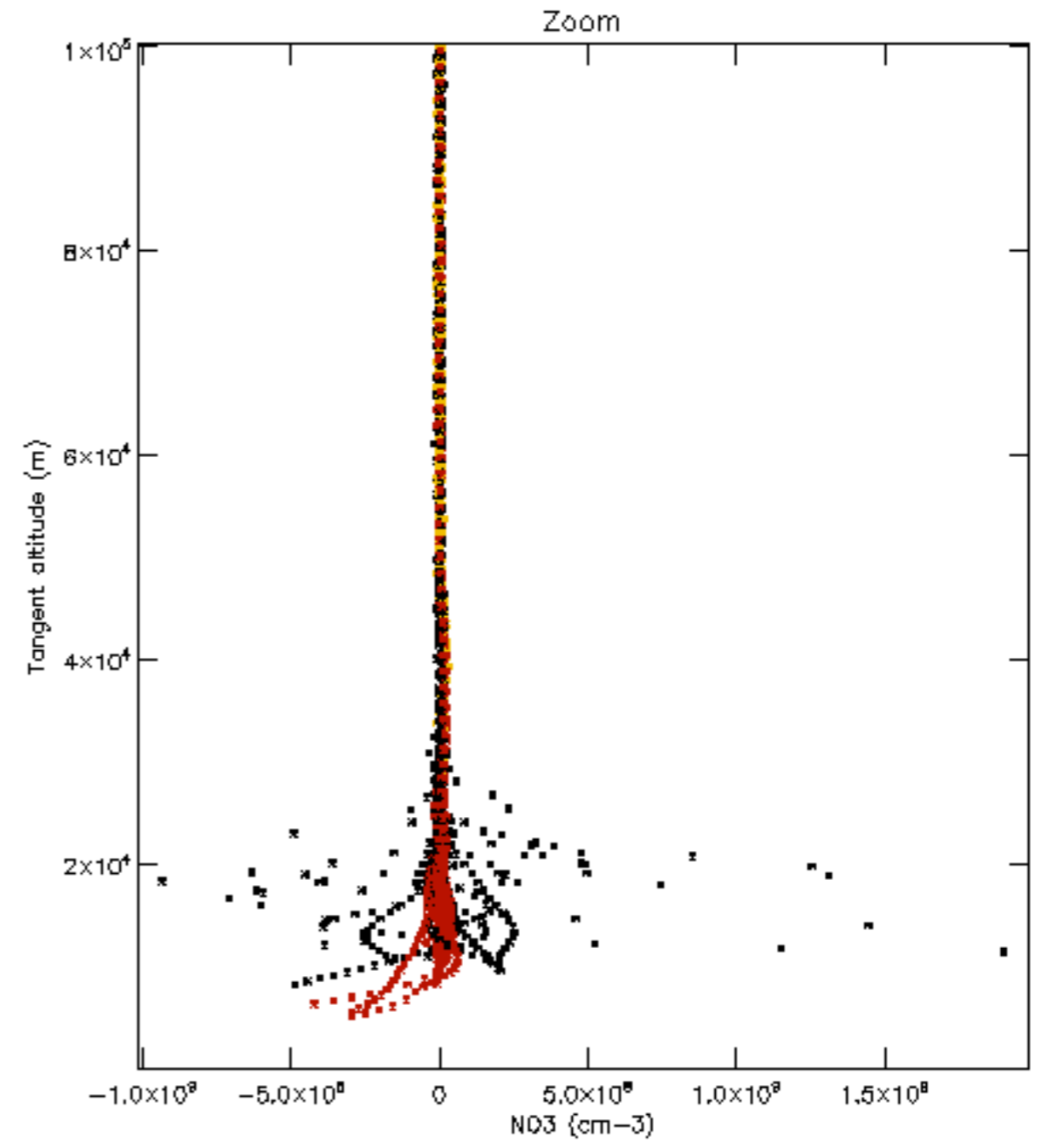
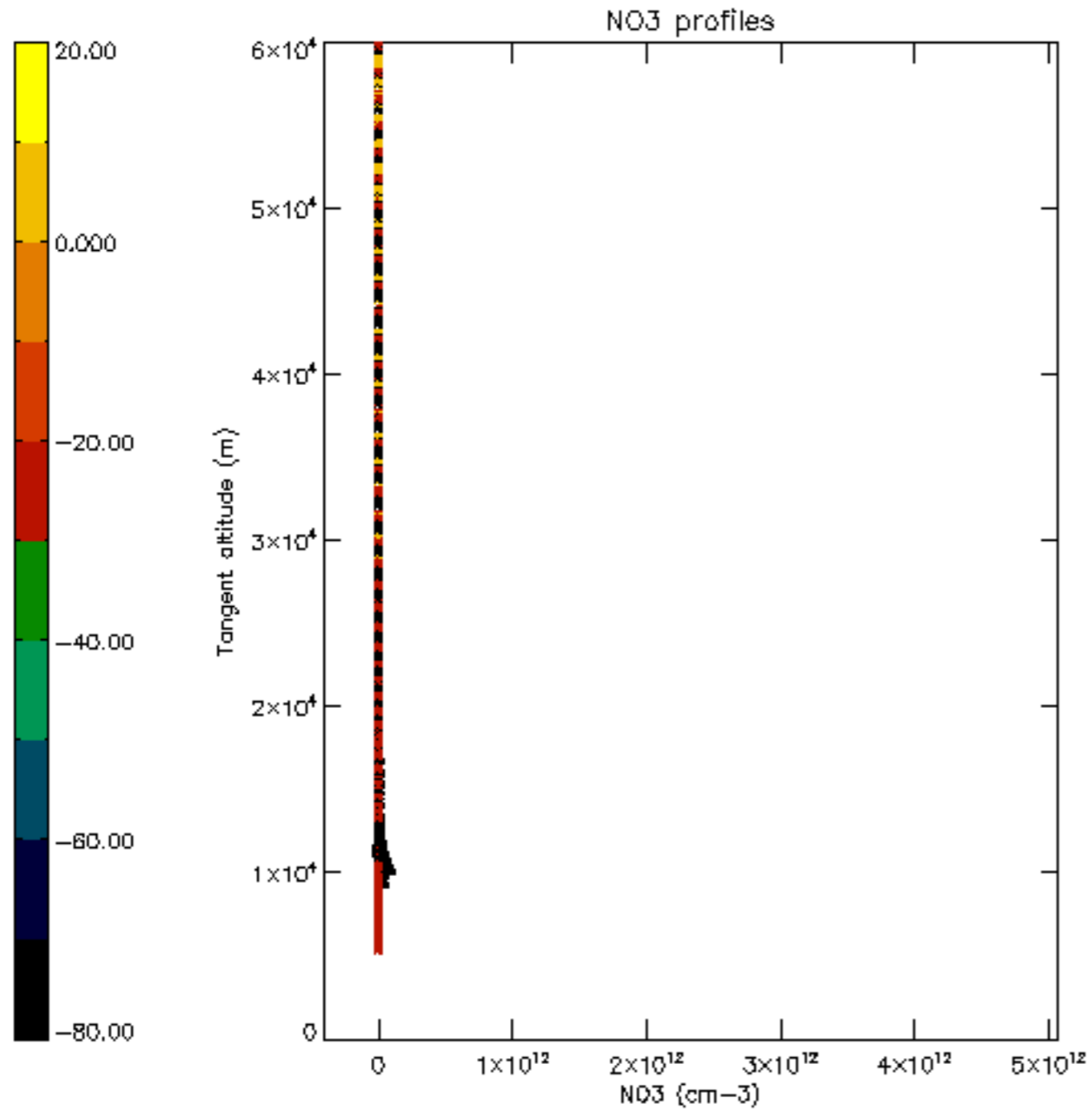


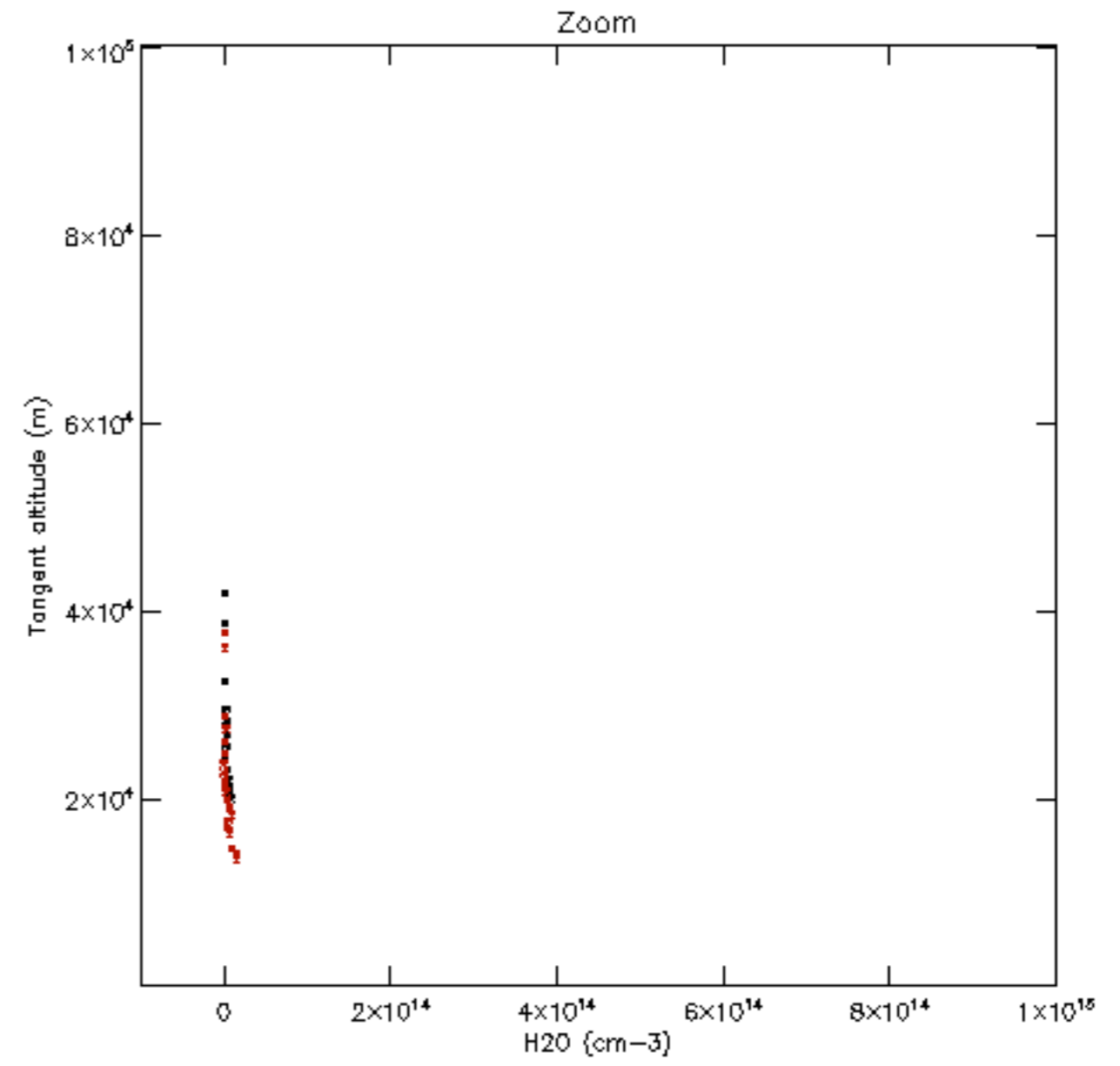
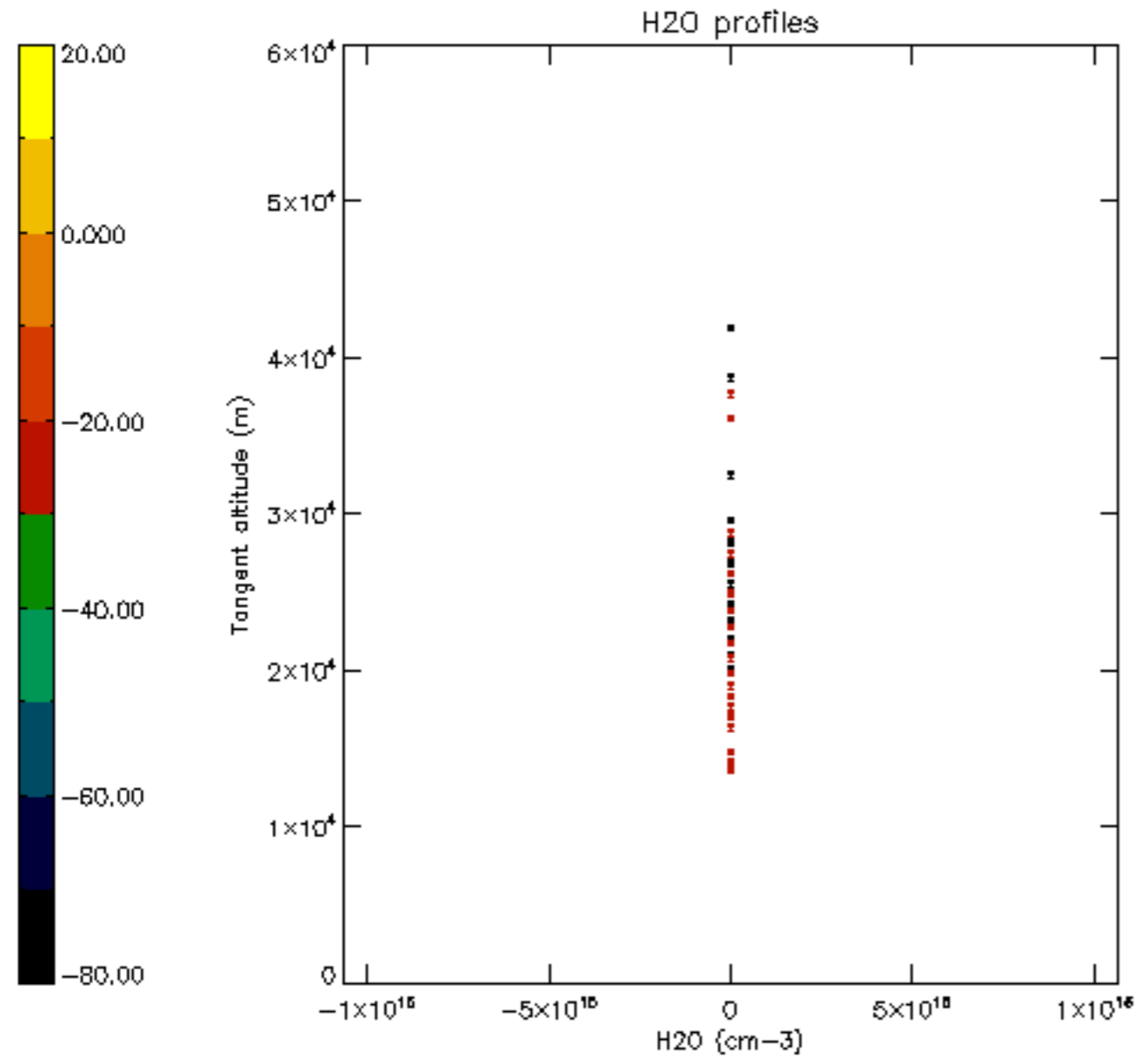


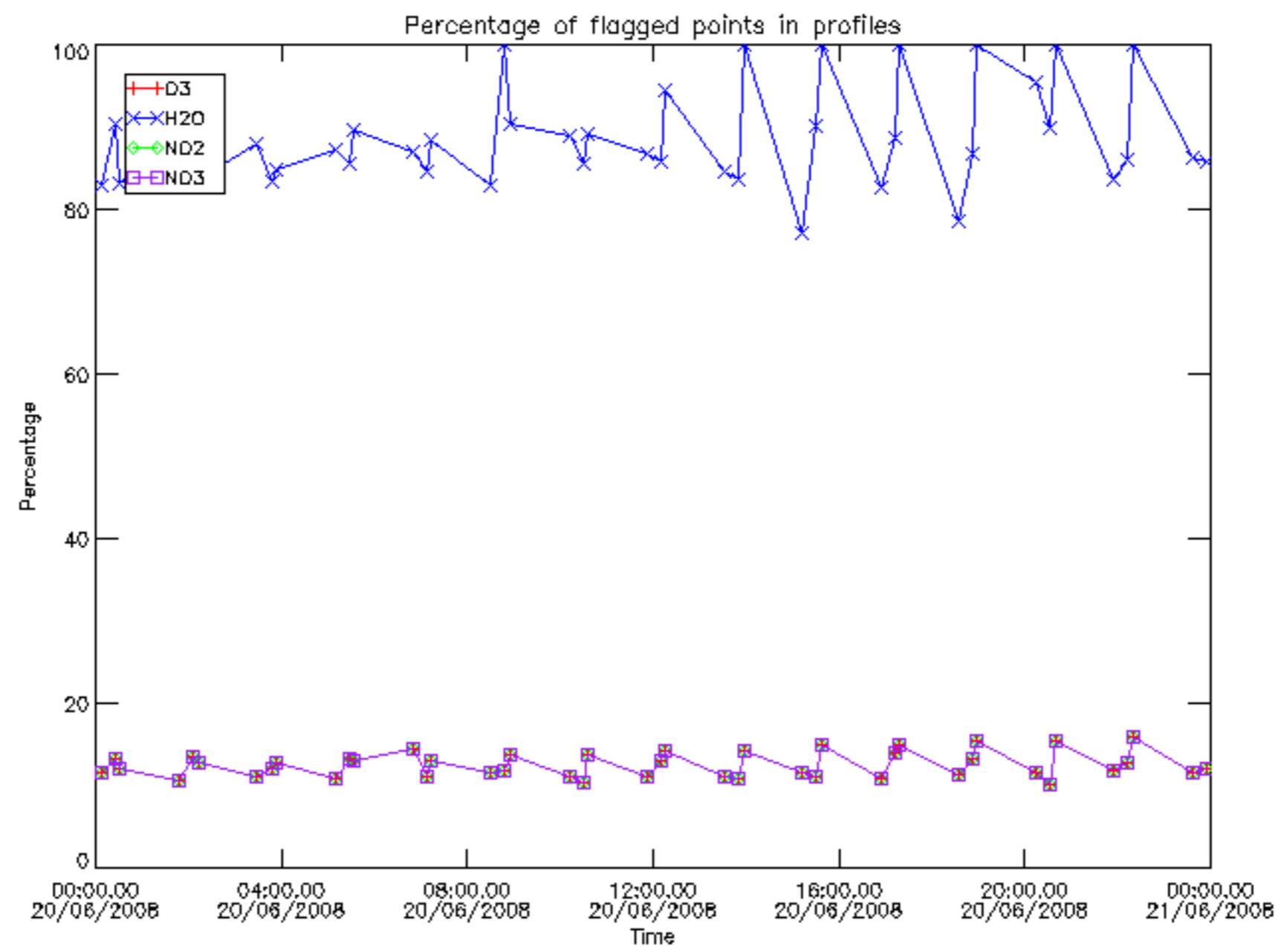




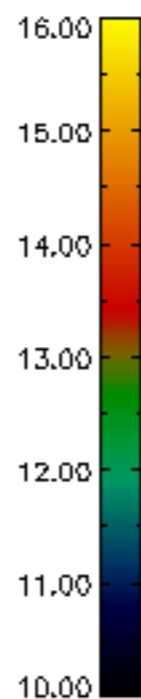
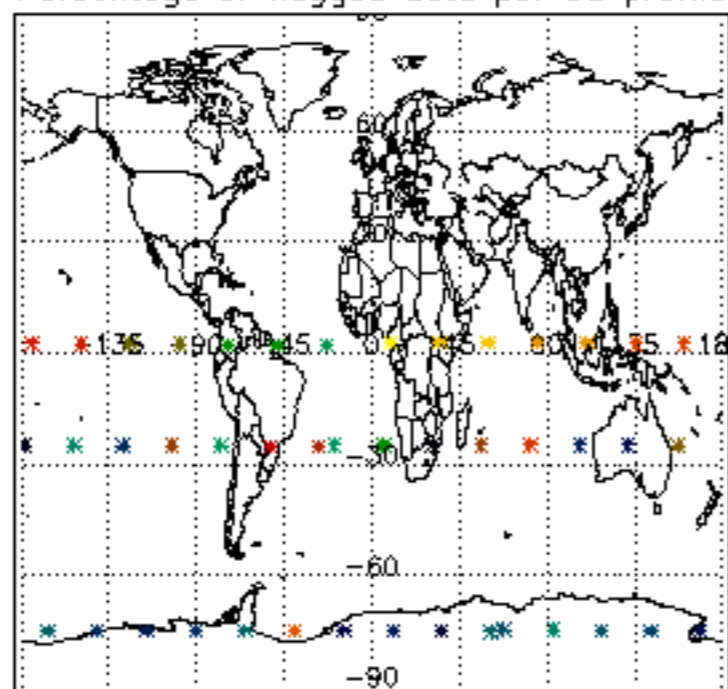




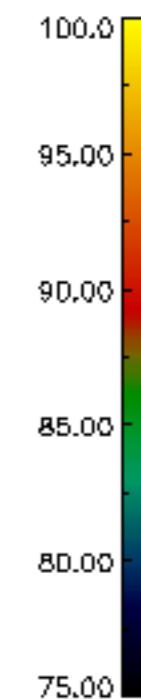
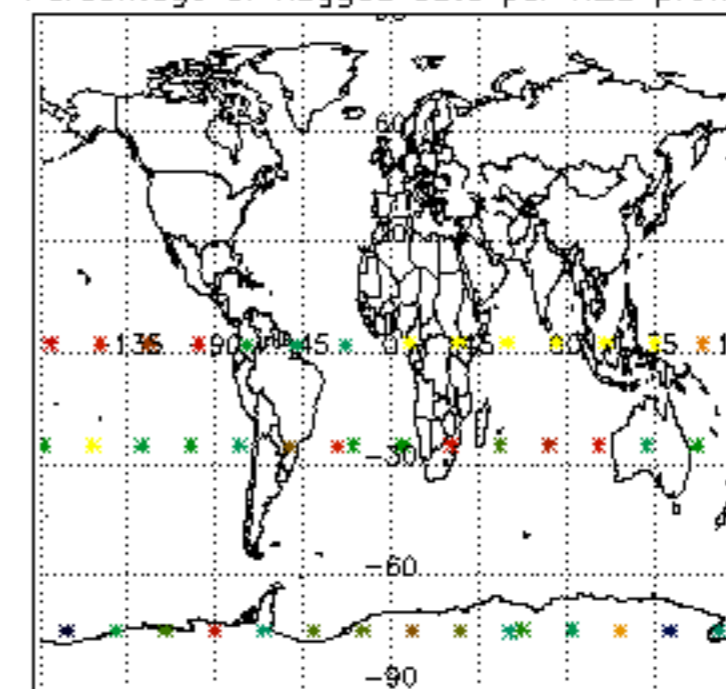




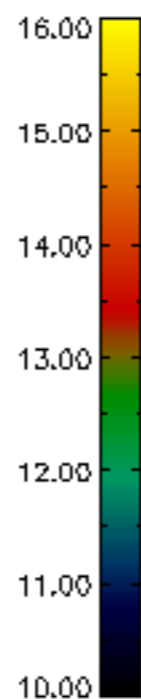
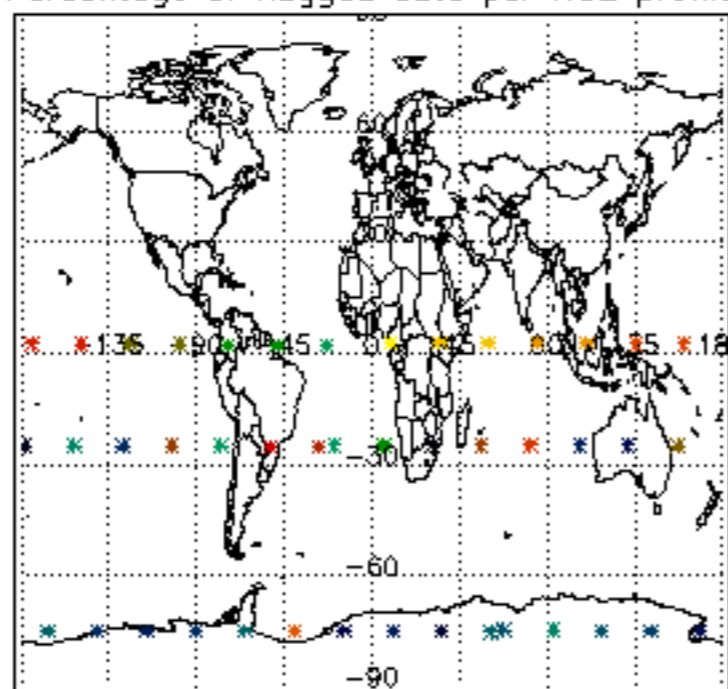
Percentage of flagged data per D3 profile



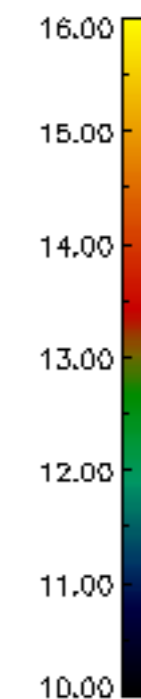
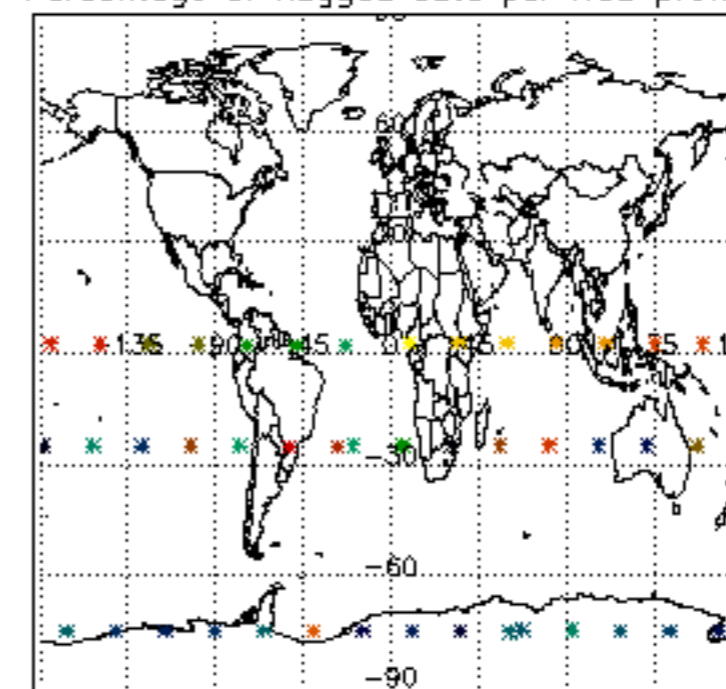
Percentage of flagged data per H2O profile

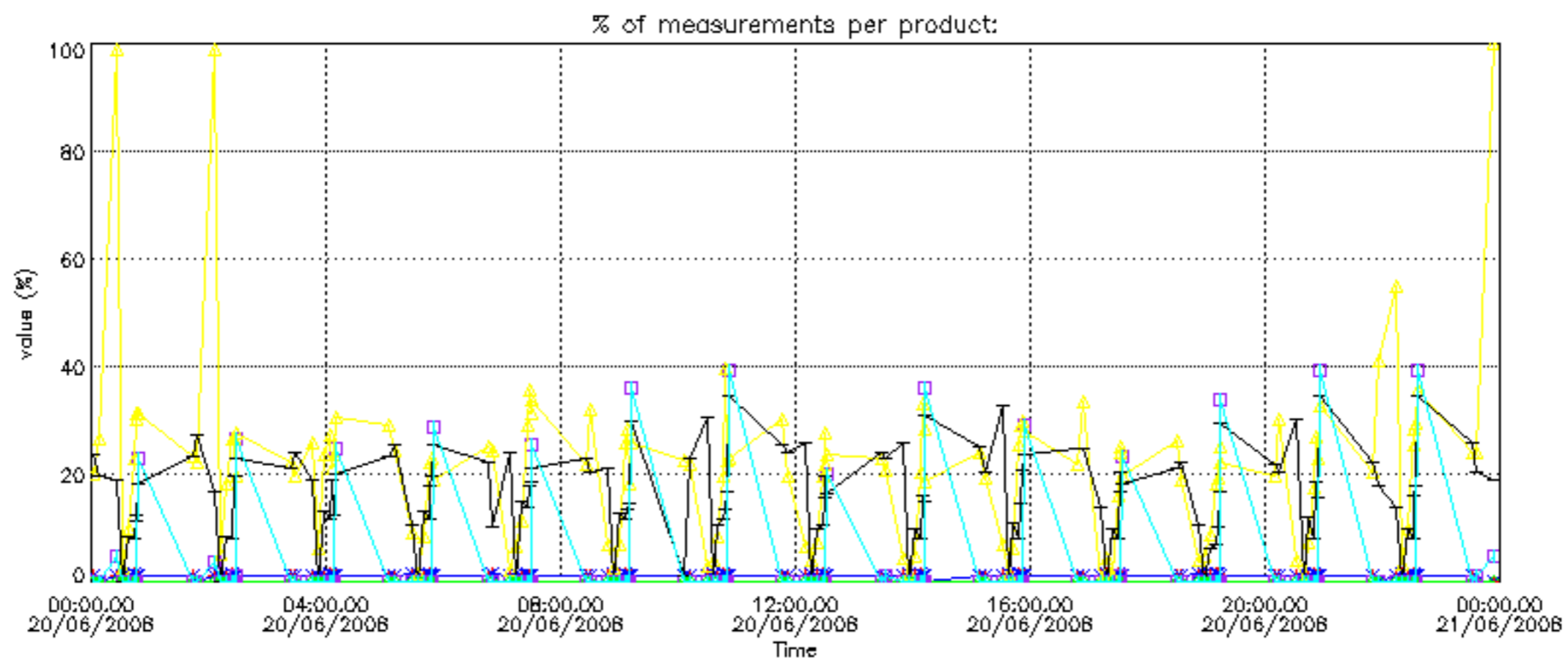


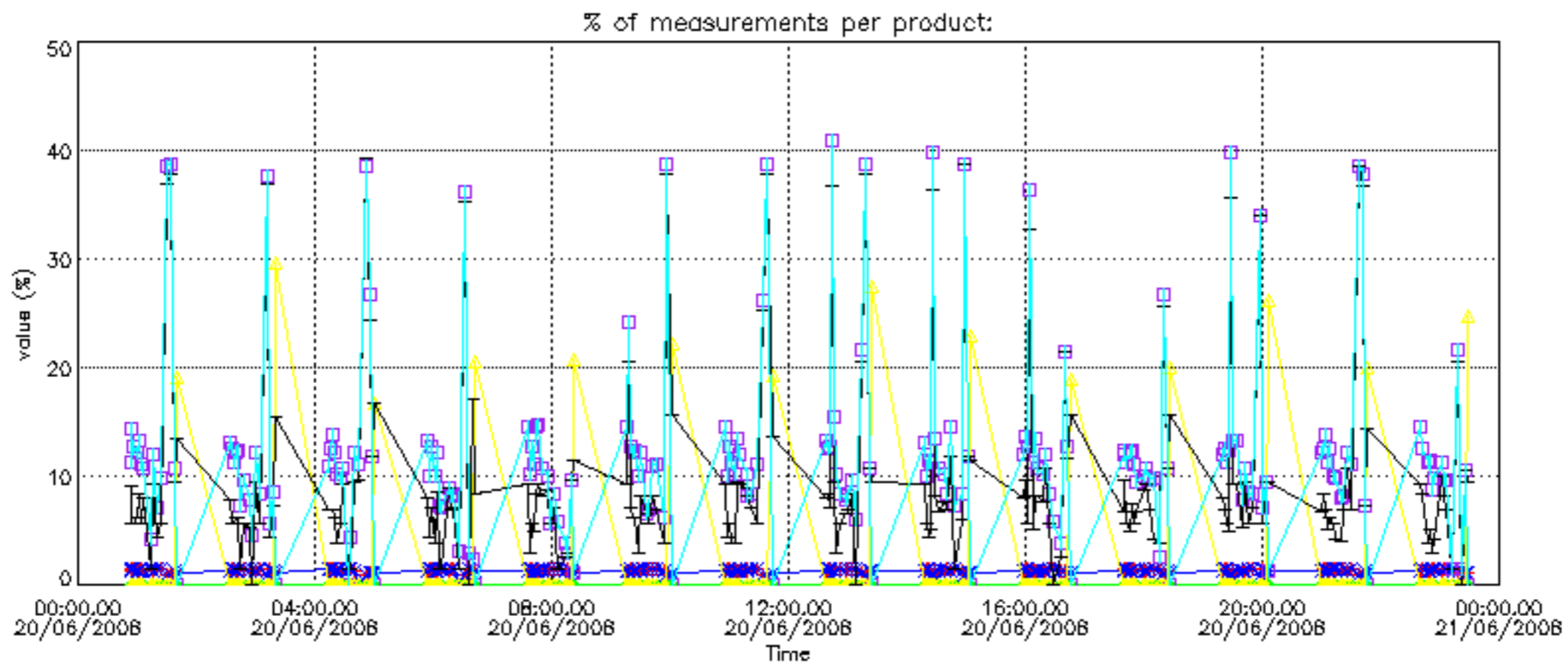
Percentage of flagged data per NO2 profile



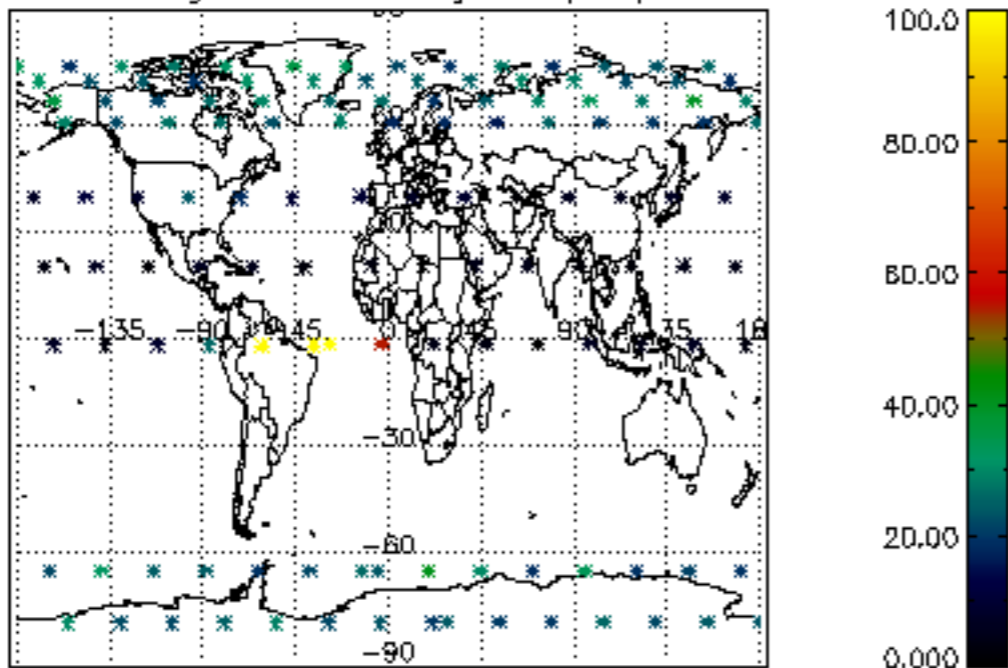
Percentage of flagged data per NO3 profile



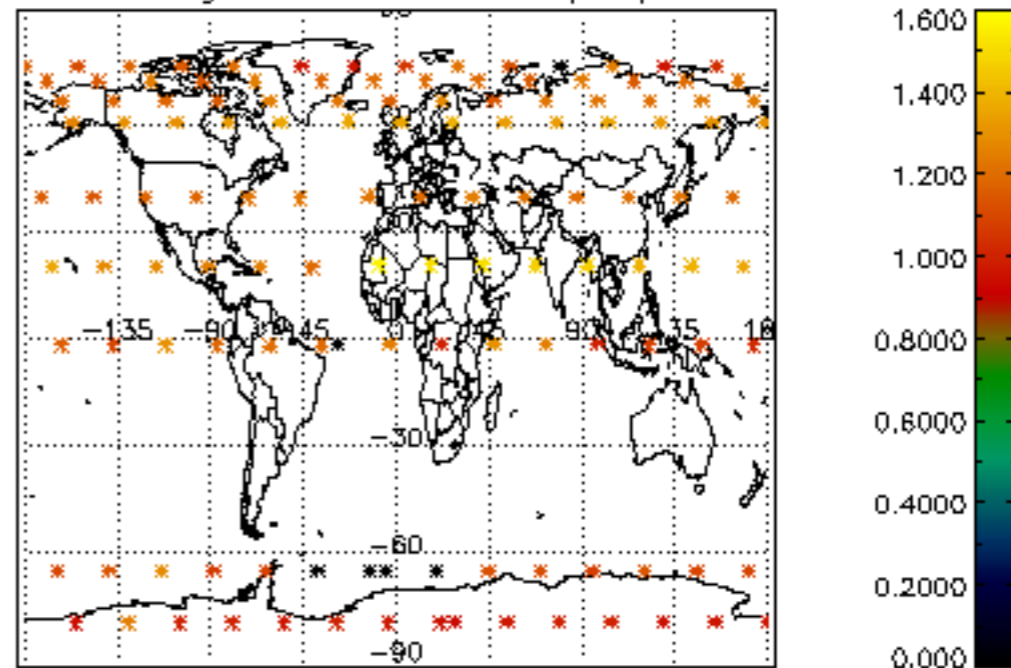




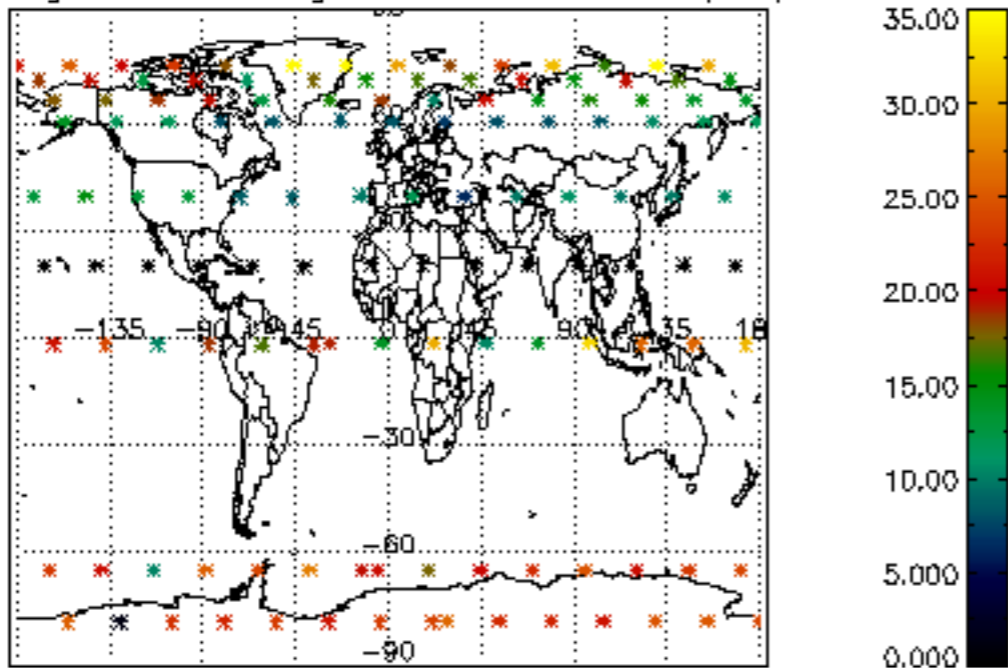
Percentage of cosmic ray hits per profile



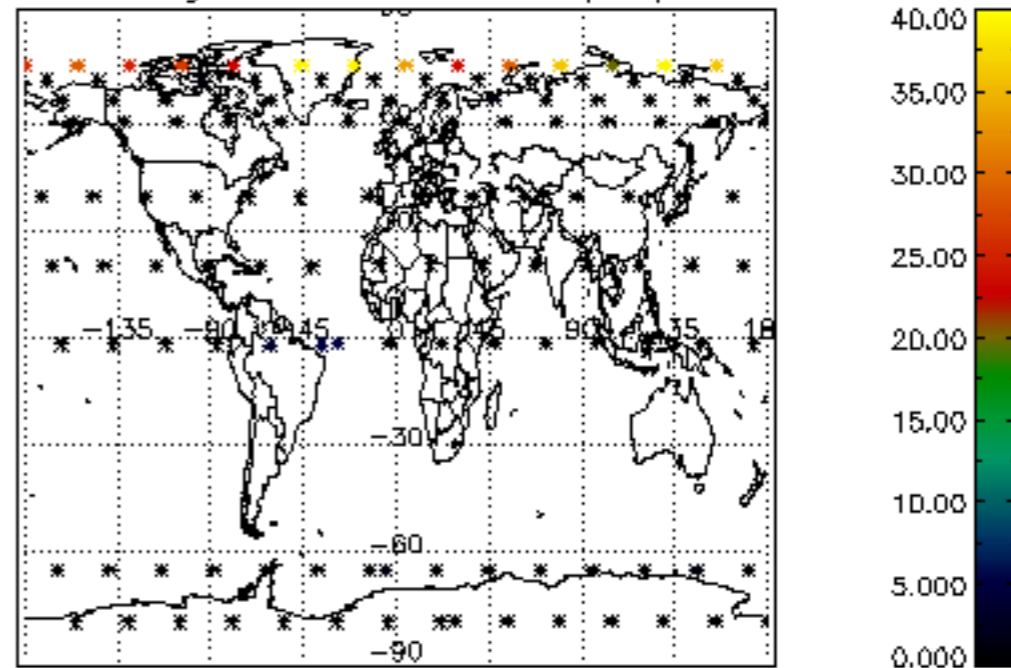
Percentage of datation errors per profile



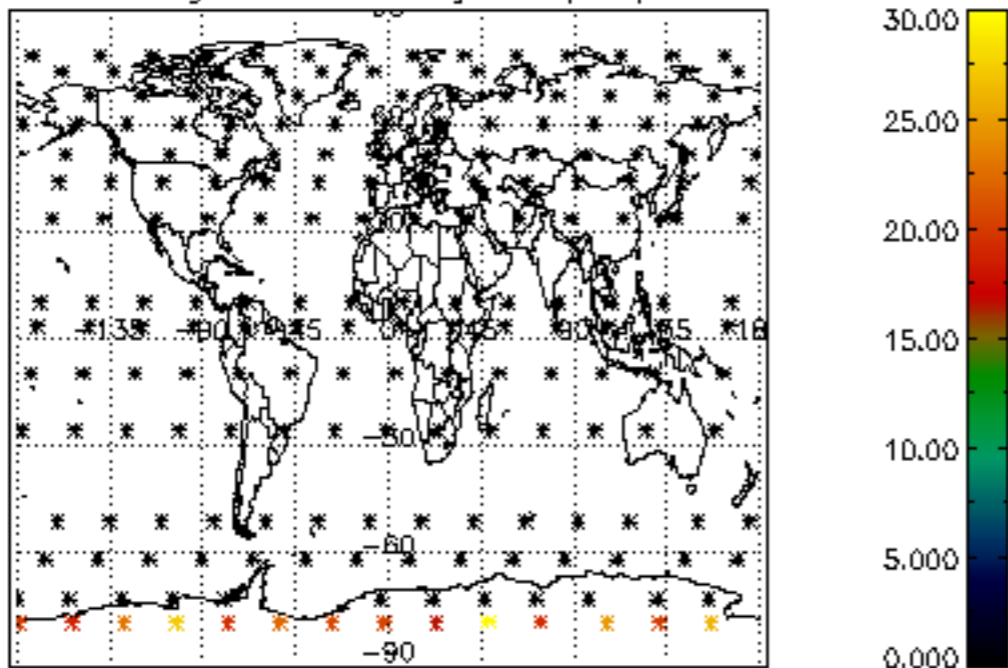
Percentage of star falling outside central band per profile



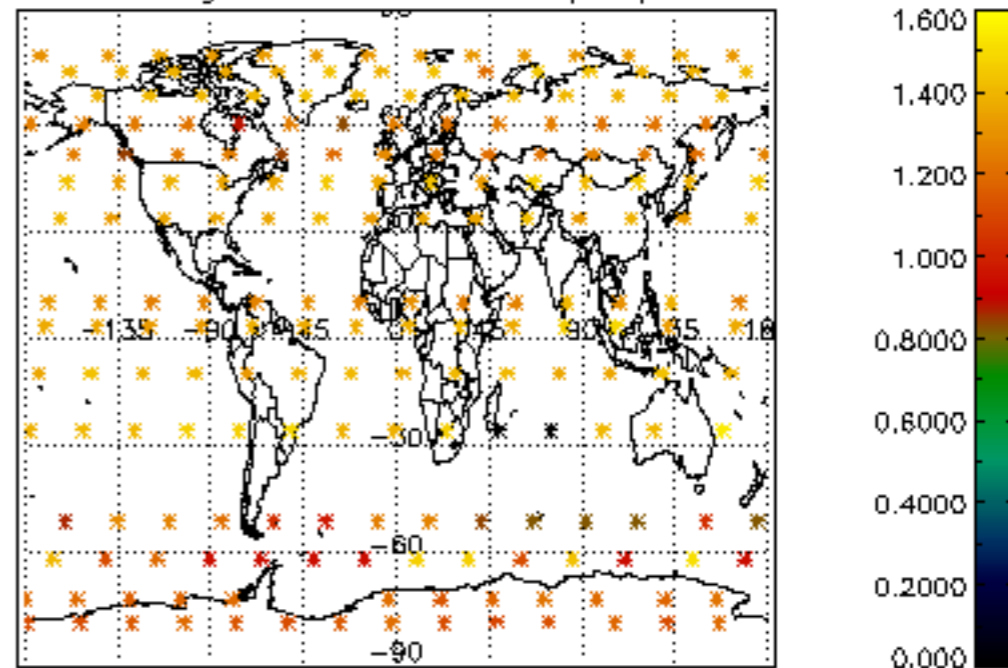
Percentage of saturation errors per profile



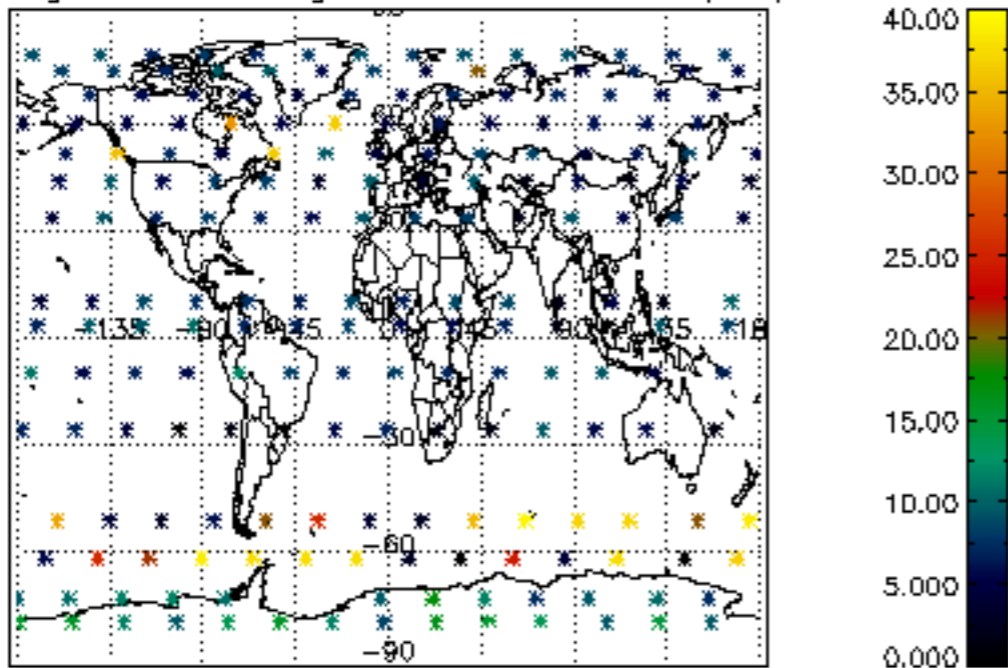
Percentage of cosmic ray hits per profile



Percentage of datation errors per profile



Percentage of star falling outside central band per profile



Percentage of saturation errors per profile

