

# GOMOS Level 2 Daily Report

## SUMMARY

### [1. General Info](#)

### [2. Summary of processed GOM\\_NL\\_2P products](#)

### [3. Level 2 Quality information per product](#)

#### [3.1 Plot of level 2 quality information per product \(time dependant\)](#)

#### [3.2 Plot of level 2 quality information per product \(world map\)](#)

### [4. Level 1 Quality information per product \(stored on level 2 products\)](#)

#### [4.1 Plot of level 1 quality information per product \(time dependant\)](#)

##### [4.1.1 Plot of level 1 quality information per product \(time dependant\): ASCENDING](#)

##### [4.1.2 Plot of level 1 quality information per product \(time dependant\): DESCENDING](#)

#### [4.2 Plot of level 1 quality information per product \(world map\)](#)

##### [4.2.1 Plot of level 1 quality information per product \(world map\): ASCENDING](#)

##### [4.2.2 Plot of level 1 quality information per product \(world map\): DESCENDING](#)

### [5. Ozone profiles based on quality statistics and other trace gas profiles](#)

#### [5.1 Ozone statistics based on quality of products](#)

#### [5.2 Plot ozone profiles for all STD \(dark without errors\)](#)

#### [5.3 Plot ozone profiles where STD < 20% \(dark without errors\)](#)

#### [5.4. Plot ozone profiles where STD < 10% \(dark without errors\)](#)

#### [5.5. Plot ozone profiles where STD < 5% \(dark without errors\)](#)

#### [5.6 Plot NO2 profiles for all STD \(dark without errors\)](#)

#### [5.7 Plot NO3 profiles for all STD \(dark without errors\)](#)

#### [5.8 Plot H2O profiles \(only for occultations of stars 1,2,3,4,13,14,16,26,63 dark without errors\) for all STD](#)

### [6. Auxiliary Data Files used for the production reported in section 2](#)

This report presents the daily analysis on parameters extracted from GOMOS level 2 data (GOM\_NL\_\_2P). It is intended to monitor some important parameters that will impact the quality of these products. A list of level 2 products (and content) that have arrived during the reporting day to the PCF is also given.

Item	Value
Time of report generation	25APR2013 16:16:03
Data source version	GOMOS/6.01
Start time of products	16-06-2008 (16JUN2008 00:00:00)
Stop time of products	17-06-2008 (17JUN2008 00:00:00)
Store outputs in DB	Yes
Nb of level 2 prods	356
Nb of prods with errors	0

## 2. Summary of processed GOM\_NL\_\_2P products.

Nr	Filename	UTC Start time	Limb	Duration	Star Id	Star Name	Star Mag	Star Temp	Nb Meas	Orbit	Prod. error
1	GOM_NL__2PRFIN20080616_000043_000000372069_00288_32907_8579.N1	16-JUN-2008 00:00:43	Bright	37.000	119	14Eta Dra	2.7270	4700.0	74	32907	No
2	GOM_NL__2PRFIN20080616_000412_000000382069_00288_32907_8580.N1	16-JUN-2008 00:04:12	Bright	37.500	60	7Bet UMi	2.0810	3950.0	75	32907	No
3	GOM_NL__2PRFIN20080616_000849_000000332069_00288_32907_8581.N1	16-JUN-2008 00:08:49	Bright	32.500	49	1Alp UMi	1.9900	6300.0	65	32907	No
4	GOM_NL__2PRFIN20080616_001618_000000412069_00288_32907_8582.N1	16-JUN-2008 00:16:18	Bright	40.500	76	27Gam Cas	2.3000	30000.	81	32907	No
5	GOM_NL__2PRFIN20080616_001905_000000352069_00288_32907_8583.N1	16-JUN-2008 00:19:05	Bright	34.500	160	23Gam Per	2.9300	4700.0	69	32907	No
6	GOM_NL__2PRFIN20080616_002232_000000402069_00288_32907_8584.N1	16-JUN-2008 00:22:32	Bright	40.000	73	57Gam1And	2.2600	13100.	80	32907	No
7	GOM_NL__2PRFIN20080616_002449_000000402069_00288_32907_8585.N1	16-JUN-2008 00:24:49	Bright	39.500	173	4Bet Tri	3.0040	8900.0	79	32907	No
8	GOM_NL__2PRFIN20080616_002824_000000482069_00288_32907_8586.N1	16-JUN-2008 00:28:24	Twilight	47.500	50	13Alp Ari	2.0070	4250.0	95	32907	No
9	GOM_NL__2PRFIN20080616_003310_000000462069_00288_32907_8587.N1	16-JUN-2008 00:33:10	Dark	46.000	94	92Alp Cet	2.5260	3100.0	92	32907	No
10	GOM_NL__2PRFIN20080616_005024_000000422069_00288_32907_8588.N1	16-JUN-2008 00:50:24	Dark	42.000	84	Alp Phe	2.3970	4500.0	84	32907	No
11	GOM_NL__2PRFIN20080616_005638_000000472069_00289_32908_8576.N1	16-JUN-2008 00:56:38	Dark	47.000	63	Bet Gru	2.1500	2800.0	94	32908	No
12	GOM_NL__2PRFIN20080616_010229_000000422069_00289_32908_8577.N1	16-JUN-2008 01:02:29	Straylight	42.000	45	Alp Pav	1.9400	26000.	84	32908	No
13	GOM_NL__2PRFIN20080616_010728_000000402069_00289_32908_8578.N1	16-JUN-2008 01:07:28	Straylight	40.000	141	Bet Ara	2.8400	4600.0	80	32908	No
14	GOM_NL__2PRFIN20080616_010851_000000402069_00289_32908_8579.N1	16-JUN-2008 01:08:51	Straylight	40.000	147	Alp Ara	2.8770	26000.	80	32908	No
15	GOM_NL__2PRFIN20080616_011036_000000422069_00289_32908_8580.N1	16-JUN-2008 01:10:36	Twilight	41.500	40	The Sco	1.8590	7100.0	83	32908	No
16	GOM_NL__2PRFIN20080616_011219_000000432069_00289_32908_8581.N1	16-JUN-2008 01:12:19	Twilight	43.000	25	35Lam Sco	1.6200	28000.	86	32908	No
17	GOM_NL__2PRFIN20080616_011345_000000442069_00289_32908_8582.N1	16-JUN-2008 01:13:45	Twilight	43.500	75	26Eps Sco	2.2910	4250.0	87	32908	No
18	GOM_NL__2PRFIN20080616_011631_000000362069_00289_32908_8583.N1	16-JUN-2008 01:16:31	Bright	36.000	156	20Sig Sco	2.9030	28000.	72	32908	No
19	GOM_NL__2PRFIN20080616_011853_000000392069_00289_32908_8584.N1	16-JUN-2008 01:18:53	Bright	39.000	86	35Eta Oph	2.4300	10200.	78	32908	No
20	GOM_NL__2PRFIN20080616_012037_000000372069_00289_32908_8585.N1	16-JUN-2008 01:20:37	Bright	37.000	98	13Zet Oph	2.5710	30000.	74	32908	No
21	GOM_NL__2PRFIN20080616_012243_000000362069_00289_32908_8586.N1	16-JUN-2008 01:22:43	Bright	35.500	120	1Del Oph	2.7340	3200.0	71	32908	No
22	GOM_NL__2PRFIN20080616_012955_000000372069_00289_32908_8587.N1	16-JUN-2008 01:29:55	Bright	37.000	127	27Bet Her	2.7810	4700.0	74	32908	No
23	GOM_NL__2PRFIN20080616_013128_000000372069_00289_32908_8588.N1	16-JUN-2008 01:31:28	Bright	37.000	67	5Alp CrB	2.2210	11000.	74	32908	No
24	GOM_NL__2PRFIN20080616_013256_000000382069_00289_32908_8589.N1	16-JUN-2008 01:32:56	Bright	38.000	133	40Zet Her	2.8070	6000.0	76	32908	No
25	GOM_NL__2PRFIN20080616_013944_000000382069_00289_32908_8590.N1	16-JUN-2008 01:39:44	Bright	38.000	130	23Bet Dra	2.7990	5800.0	76	32908	No
26	GOM_NL__2PRFIN20080616_014119_000000432069_00289_32908_8591.N1	16-JUN-2008 01:41:19	Bright	43.000	119	14Eta Dra	2.7270	4700.0	86	32908	No
27	GOM_NL__2PRFIN20080616_014448_000000382069_00289_32908_8592.N1	16-JUN-2008 01:44:48	Bright	37.500	60	7Bet UMi	2.0810	3950.0	75	32908	No
28	GOM_NL__2PRFIN20080616_014925_000000362069_00289_32908_8593.N1	16-JUN-2008 01:49:25	Bright	36.000	49	1Alp UMi	1.9900	6300.0	72	32908	No
29	GOM_NL__2PRFIN20080616_015653_000000552069_00289_32908_8594.N1	16-JUN-2008 01:56:53	Bright	55.000	76	27Gam Cas	2.3000	30000.	110	32908	No
30	GOM_NL__2PRFIN20080616_015941_000000472069_00289_32908_8595.N1	16-JUN-2008 01:59:41	Bright	47.000	160	23Gam Per	2.9300	4700.0	94	32908	No
31	GOM_NL__2PRFIN20080616_020308_000000412069_00289_32908_8596.N1	16-JUN-2008 02:03:08	Bright	41.000	73	57Gam1And	2.2600	13100.	82	32908	No
32	GOM_NL__2PRFIN20080616_020525_000000422069_00289_32908_8597.N1	16-JUN-2008 02:05:25	Bright	41.500	173	4Bet Tri	3.0040	8900.0	83	32908	No
33	GOM_NL__2PRFIN20080616_020901_000000482069_00289_32908_8598.N1	16-JUN-2008 02:09:01	Twilight	48.000	50	13Alp Ari	2.0070	4250.0	96	32908	No
34	GOM_NL__2PRFIN20080616_021347_000000432069_00289_32908_8599.N1	16-JUN-2008 02:13:47	Dark	43.000	94	92Alp Cet	2.5260	3100.0	86	32908	No
35	GOM_NL__2PRFIN20080616_023100_000000442069_00289_32908_8600.N1	16-JUN-2008 02:31:00	Dark	43.500	84	Alp Phe	2.3970	4500.0	87	32908	No
36	GOM_NL__2PRFIN20080616_023715_000000502069_00290_32909_8601.N1	16-JUN-2008 02:37:15	Dark	49.500	63	Bet Gru	2.1500	2800.0	99	32909	No
37	GOM_NL__2PRFIN20080616_024305_000000442069_00290_32909_8602.N1	16-JUN-2008 02:43:05	Straylight	43.500	45	Alp Pav	1.9400	26000.	87	32909	No
38	GOM_NL__2PRFIN20080616_024805_000000412069_00290_32909_8603.N1	16-JUN-2008 02:48:05	Straylight	40.500	141	Bet Ara	2.8400	4600.0	81	32909	No
39	GOM_NL__2PRFIN20080616_024927_000000392069_00290_32909_8604.N1	16-JUN-2008 02:49:27	Straylight	39.000	147	Alp Ara	2.8770	26000.	78	32909	No
40	GOM_NL__2PRFIN20080616_025112_000000422069_00290_32909_8605.N1	16-JUN-2008 02:51:12	Twilight	42.000	40	The Sco	1.8590	7100.0	84	32909	No
41	GOM_NL__2PRFIN20080616_025255_000000422069_00290_32909_8606.N1	16-JUN-2008 02:52:55	Twilight	42.000	25	35Lam Sco	1.6200	28000.	84	32909	No
42	GOM_NL__2PRFIN20080616_025421_000000412069_00290_32909_8607.N1	16-JUN-2008 02:54:21	Twilight	41.000	75	26Eps Sco	2.2910	4250.0	82	32909	No

43	GOM_NL__2PRFIN20080616_025707_000000362069_00290_32909_8608.N1	16-JUN-2008 02:57:07	Bright	35.500	156	20Sig Sco	2.9030	28000.	71	32909	No
44	GOM_NL__2PRFIN20080616_025929_000000382069_00290_32909_8609.N1	16-JUN-2008 02:59:29	Bright	38.000	86	35Eta Oph	2.4300	10200.	76	32909	No
45	GOM_NL__2PRFIN20080616_030113_000000372069_00290_32909_8610.N1	16-JUN-2008 03:01:13	Bright	36.500	98	13Zet Oph	2.5710	30000.	73	32909	No
46	GOM_NL__2PRFIN20080616_030319_000000362069_00290_32909_8611.N1	16-JUN-2008 03:03:19	Bright	35.500	120	1Del Oph	2.7340	3200.0	71	32909	No
47	GOM_NL__2PRFIN20080616_031031_000000372069_00290_32909_8612.N1	16-JUN-2008 03:10:31	Bright	37.000	127	27Bet Her	2.7810	4700.0	74	32909	No
48	GOM_NL__2PRFIN20080616_031204_000000362069_00290_32909_8613.N1	16-JUN-2008 03:12:04	Bright	36.000	67	5Alp CrB	2.2210	11000.	72	32909	No
49	GOM_NL__2PRFIN20080616_031332_000000392069_00290_32909_8614.N1	16-JUN-2008 03:13:32	Bright	38.500	133	40Zet Her	2.8070	6000.0	77	32909	No
50	GOM_NL__2PRFIN20080616_032019_000000392069_00290_32909_8615.N1	16-JUN-2008 03:20:19	Bright	39.000	130	23Bet Dra	2.7990	5800.0	78	32909	No
51	GOM_NL__2PRFIN20080616_032155_000000352069_00290_32909_8616.N1	16-JUN-2008 03:21:55	Bright	34.500	119	14Eta Dra	2.7270	4700.0	69	32909	No
52	GOM_NL__2PRFIN20080616_032524_000000332069_00290_32909_8617.N1	16-JUN-2008 03:25:24	Bright	32.500	60	7Bet UMi	2.0810	3950.0	65	32909	No
53	GOM_NL__2PRFIN20080616_033001_000000352069_00290_32909_8618.N1	16-JUN-2008 03:30:01	Bright	34.500	49	1Alp UMi	1.9900	6300.0	69	32909	No
54	GOM_NL__2PRFIN20080616_033729_000000502069_00290_32909_8619.N1	16-JUN-2008 03:37:29	Bright	50.000	76	27Gam Cas	2.3000	30000.	100	32909	No
55	GOM_NL__2PRFIN20080616_034017_000000532069_00290_32909_8620.N1	16-JUN-2008 03:40:17	Bright	53.000	160	23Gam Per	2.9300	4700.0	106	32909	No
56	GOM_NL__2PRFIN20080616_034344_000000412069_00290_32909_8621.N1	16-JUN-2008 03:43:44	Bright	40.500	73	57Gam1And	2.2600	13100.	81	32909	No
57	GOM_NL__2PRFIN20080616_034601_000000412069_00290_32909_8622.N1	16-JUN-2008 03:46:01	Bright	40.500	173	4Bet Tri	3.0040	8900.0	81	32909	No
58	GOM_NL__2PRFIN20080616_034937_000000482069_00290_32909_8623.N1	16-JUN-2008 03:49:37	Twilight	47.500	50	13Alp Ari	2.0070	4250.0	95	32909	No
59	GOM_NL__2PRFIN20080616_035423_000000452069_00290_32909_8624.N1	16-JUN-2008 03:54:23	Dark	44.500	94	92Alp Cet	2.5260	3100.0	89	32909	No
60	GOM_NL__2PRFIN20080616_041137_000000472069_00290_32909_8625.N1	16-JUN-2008 04:11:37	Dark	46.500	84	Alp Phe	2.3970	4500.0	93	32909	No
61	GOM_NL__2PRFIN20080616_041752_000000502069_00291_32910_8615.N1	16-JUN-2008 04:17:52	Dark	50.000	63	Bet Gru	2.1500	2800.0	100	32910	No
62	GOM_NL__2PRFIN20080616_042342_000000442069_00291_32910_8616.N1	16-JUN-2008 04:23:42	Straylight	43.500	45	Alp Pav	1.9400	26000.	87	32910	No
63	GOM_NL__2PRFIN20080616_042841_000000382069_00291_32910_8617.N1	16-JUN-2008 04:28:41	Straylight	37.500	141	Bet Ara	2.8400	4600.0	75	32910	No
64	GOM_NL__2PRFIN20080616_043003_000000372069_00291_32910_8618.N1	16-JUN-2008 04:30:03	Straylight	37.000	147	Alp Ara	2.8770	26000.	74	32910	No
65	GOM_NL__2PRFIN20080616_043148_000000382069_00291_32910_8619.N1	16-JUN-2008 04:31:48	Tw_i_and_stray	38.000	40	The Sco	1.8590	7100.0	76	32910	No
66	GOM_NL__2PRFIN20080616_043331_000000402069_00291_32910_8620.N1	16-JUN-2008 04:33:31	Tw_i_and_stray	39.500	25	35Lam Sco	1.6200	28000.	79	32910	No
67	GOM_NL__2PRFIN20080616_043457_000000432069_00291_32910_8621.N1	16-JUN-2008 04:34:57	Tw_i_and_stray	43.000	75	26Eps Sco	2.2910	4250.0	86	32910	No
68	GOM_NL__2PRFIN20080616_043743_000000372069_00291_32910_8622.N1	16-JUN-2008 04:37:43	Bright	37.000	156	20Sig Sco	2.9030	28000.	74	32910	No
69	GOM_NL__2PRFIN20080616_044005_000000392069_00291_32910_8623.N1	16-JUN-2008 04:40:05	Bright	39.000	86	35Eta Oph	2.4300	10200.	78	32910	No
70	GOM_NL__2PRFIN20080616_044149_000000352069_00291_32910_8624.N1	16-JUN-2008 04:41:49	Bright	35.000	98	13Zet Oph	2.5710	30000.	70	32910	No
71	GOM_NL__2PRFIN20080616_044355_000000362069_00291_32910_8625.N1	16-JUN-2008 04:43:55	Bright	36.000	120	1Del Oph	2.7340	3200.0	72	32910	No
72	GOM_NL__2PRFIN20080616_045107_000000372069_00291_32910_8626.N1	16-JUN-2008 04:51:07	Bright	37.000	127	27Bet Her	2.7810	4700.0	74	32910	No
73	GOM_NL__2PRFIN20080616_045240_000000352069_00291_32910_8627.N1	16-JUN-2008 04:52:40	Bright	35.000	67	5Alp CrB	2.2210	11000.	70	32910	No
74	GOM_NL__2PRFIN20080616_045408_000000362069_00291_32910_8628.N1	16-JUN-2008 04:54:08	Bright	36.000	133	40Zet Her	2.8070	6000.0	72	32910	No
75	GOM_NL__2PRFIN20080616_050055_000000402069_00291_32910_8629.N1	16-JUN-2008 05:00:55	Bright	40.000	130	23Bet Dra	2.7990	5800.0	80	32910	No
76	GOM_NL__2PRFIN20080616_050231_000000372069_00291_32910_8630.N1	16-JUN-2008 05:02:31	Bright	37.000	119	14Eta Dra	2.7270	4700.0	74	32910	No
77	GOM_NL__2PRFIN20080616_050600_000000342069_00291_32910_8631.N1	16-JUN-2008 05:06:00	Bright	34.000	60	7Bet UMi	2.0810	3950.0	68	32910	No
78	GOM_NL__2PRFIN20080616_051037_000000332069_00291_32910_8632.N1	16-JUN-2008 05:10:37	Bright	32.500	49	1Alp UMi	1.9900	6300.0	65	32910	No
79	GOM_NL__2PRFIN20080616_051805_000000422069_00291_32910_8633.N1	16-JUN-2008 05:18:05	Bright	42.000	76	27Gam Cas	2.3000	30000.	84	32910	No
80	GOM_NL__2PRFIN20080616_052053_000000402069_00291_32910_8634.N1	16-JUN-2008 05:20:53	Bright	40.000	160	23Gam Per	2.9300	4700.0	80	32910	No
81	GOM_NL__2PRFIN20080616_052420_000000402069_00291_32910_8635.N1	16-JUN-2008 05:24:20	Bright	40.000	73	57Gam1And	2.2600	13100.	80	32910	No
82	GOM_NL__2PRFIN20080616_052637_000000452069_00291_32910_8636.N1	16-JUN-2008 05:26:37	Bright	45.000	173	4Bet Tri	3.0040	8900.0	90	32910	No
83	GOM_NL__2PRFIN20080616_053013_000000482069_00291_32910_8637.N1	16-JUN-2008 05:30:13	Twilight	47.500	50	13Alp Ari	2.0070	4250.0	95	32910	No
84	GOM_NL__2PRFIN20080616_053459_000000462069_00291_32910_8638.N1	16-JUN-2008 05:34:59	Dark	45.500	94	92Alp Cet	2.5260	3100.0	91	32910	No
85	GOM_NL__2PRFIN20080616_055254_000000422069_00291_32910_8639.N1	16-JUN-2008 05:52:54	Dark	41.500	9	Alp Eri	0.45300	24000.	83	32910	No
86	GOM_NL__2PRFIN20080616_055829_000000492069_00292_32911_8628.N1	16-JUN-2008 05:58:29	Dark	49.000	63	Bet Gru	2.1500	2800.0	98	32911	No
87	GOM_NL__2PRFIN20080616_060418_000000412069_00292_32911_8629.N1	16-JUN-2008 06:04:18	Straylight	40.500	45	Alp Pav	1.9400	26000.	81	32911	No
88	GOM_NL__2PRFIN20080616_060917_000000412069_00292_32911_8630.N1	16-JUN-2008 06:09:17	Straylight	40.500	141	Bet Ara	2.8400	4600.0	81	32911	No
89	GOM_NL__2PRFIN20080616_061040_000000382069_00292_32911_8631.N1	16-JUN-2008 06:10:40	Straylight	38.000	147	Alp Ara	2.8770	26000.	76	32911	No
90	GOM_NL__2PRFIN20080616_061225_000000412069_00292_32911_8632.N1	16-JUN-2008 06:12:25	Tw_i_and_stray	41.000	40	The Sco	1.8590	7100.0	82	32911	No
91	GOM_NL__2PRFIN20080616_061407_000000422069_00292_32911_8633.N1	16-JUN-2008 06:14:07	Tw_i_and_stray	41.500	25	35Lam Sco	1.6200	28000.	83	32911	No
92	GOM_NL__2PRFIN20080616_061534_000000432069_00292_32911_8634.N1	16-JUN-2008 06:15:34	Tw_i_and_stray	43.000	75	26Eps Sco	2.2910	4250.0	86	32911	No
93	GOM_NL__2PRFIN20080616_061820_000000362069_00292_32911_8635.N1	16-JUN-2008 06:18:20	Bright	35.500	156	20Sig Sco	2.9030	28000.	71	32911	No
94	GOM_NL__2PRFIN20080616_062041_000000392069_00292_32911_8636.N1	16-JUN-2008 06:20:41	Bright	39.000	86	35Eta Oph	2.4300	10200.	78	32911	No
95	GOM_NL__2PRFIN20080616_062225_000000372069_00292_32911_8637.N1	16-JUN-2008 06:22:25	Bright	36.500	98	13Zet Oph	2.5710	30000.	73	32911	No
96	GOM_NL__2PRFIN20080616_062431_000000362069_00292_32911_8638.N1	16-JUN-2008 06:24:31	Bright	35.500	120	1Del Oph	2.7340	3200.0	71	32911	No
97	GOM_NL__2PRFIN20080616_063142_000000362069_00292_32911_8639.N1	16-JUN-2008 06:31:42	Bright	36.000	127	27Bet Her	2.7810	4700.0	72	32911	No
98	GOM_NL__2PRFIN20080616_063316_000000352069_00292_32911_8640.N1	16-JUN-2008 06:33:16	Bright	35.000	67	5Alp CrB	2.2210	11000.	70	32911	No
99	GOM_NL__2PRFIN20080616_063444_000000402069_00292_32911_8641.N1	16-JUN-2008 06:34:44	Bright	39.500	133	40Zet Her	2.8070	6000.0	79	32911	No
100	GOM_NL__2PRFIN20080616_064130_000000402069_00292_32911_8642.N1	16-JUN-2008 06:41:30	Bright	39.500	130	23Bet Dra	2.7990	5800.0	79	32911	No
101	GOM_NL__2PRFIN20080616_064306_000000372069_00292_32911_8643.N1	16-JUN-2008 06:43:06	Bright	36.500	119	14Eta Dra	2.7270	4700.0	73	32911	No

102	GOM_NL__2PRFIN20080616_064636_000000362069_00292_32911_8644.N1	16-JUN-2008 06:46:36	Bright	36.000	60	7Bet UMi	2.0810	3950.0	72	32911	No
103	GOM_NL__2PRFIN20080616_065113_000000352069_00292_32911_8645.N1	16-JUN-2008 06:51:13	Bright	35.000	49	1Alp UMi	1.9900	6300.0	70	32911	No
104	GOM_NL__2PRFIN20080616_065841_000000602069_00292_32911_8646.N1	16-JUN-2008 06:58:41	Bright	60.000	76	27Gam Cas	2.3000	30000.	120	32911	No
105	GOM_NL__2PRFIN20080616_070129_000000342069_00292_32911_8647.N1	16-JUN-2008 07:01:29	Bright	34.000	160	23Gam Per	2.9300	4700.0	68	32911	No
106	GOM_NL__2PRFIN20080616_070456_000000572069_00292_32911_8648.N1	16-JUN-2008 07:04:56	Bright	57.000	73	57Gam1And	2.2600	13100.	114	32911	No
107	GOM_NL__2PRFIN20080616_070713_000000412069_00292_32911_8649.N1	16-JUN-2008 07:07:13	Bright	40.500	173	4Bet Tri	3.0040	8900.0	81	32911	No
108	GOM_NL__2PRFIN20080616_071049_000000492069_00292_32911_8650.N1	16-JUN-2008 07:10:49	Twilight	49.000	50	13Alp Ari	2.0070	4250.0	98	32911	No
109	GOM_NL__2PRFIN20080616_071535_000000432069_00292_32911_8651.N1	16-JUN-2008 07:15:35	Dark	43.000	94	92Alp Cet	2.5260	3100.0	86	32911	No
110	GOM_NL__2PRFIN20080616_073331_000000462069_00292_32911_8652.N1	16-JUN-2008 07:33:31	Dark	46.000	9	Alp Eri	0.45300	24000.	92	32911	No
111	GOM_NL__2PRFIN20080616_073906_000000502069_00293_32912_8642.N1	16-JUN-2008 07:39:06	Dark	49.500	63	Bet Gru	2.1500	2800.0	99	32912	No
112	GOM_NL__2PRFIN20080616_074455_000000432069_00293_32912_8643.N1	16-JUN-2008 07:44:55	Straylight	42.500	45	Alp Pav	1.9400	26000.	85	32912	No
113	GOM_NL__2PRFIN20080616_074953_000000412069_00293_32912_8644.N1	16-JUN-2008 07:49:53	Straylight	41.000	141	Bet Ara	2.8400	4600.0	82	32912	No
114	GOM_NL__2PRFIN20080616_075116_000000412069_00293_32912_8645.N1	16-JUN-2008 07:51:16	Straylight	41.000	147	Alp Ara	2.8770	26000.	82	32912	No
115	GOM_NL__2PRFIN20080616_075301_000000432069_00293_32912_8646.N1	16-JUN-2008 07:53:01	Tw_i_and_stray	43.000	40	The Sco	1.8590	7100.0	86	32912	No
116	GOM_NL__2PRFIN20080616_075444_000000432069_00293_32912_8647.N1	16-JUN-2008 07:54:44	Tw_i_and_stray	43.000	25	35Lam Sco	1.6200	28000.	86	32912	No
117	GOM_NL__2PRFIN20080616_075610_000000442069_00293_32912_8648.N1	16-JUN-2008 07:56:10	Tw_i_and_stray	43.500	75	26Eps Sco	2.2910	4250.0	87	32912	No
118	GOM_NL__2PRFIN20080616_075856_000000372069_00293_32912_8649.N1	16-JUN-2008 07:58:56	Bright	36.500	156	20Sig Sco	2.9030	28000.	73	32912	No
119	GOM_NL__2PRFIN20080616_080117_000000382069_00293_32912_8650.N1	16-JUN-2008 08:01:17	Bright	38.000	86	35Eta Oph	2.4300	10200.	76	32912	No
120	GOM_NL__2PRFIN20080616_080301_000000372069_00293_32912_8651.N1	16-JUN-2008 08:03:01	Bright	36.500	98	13Zet Oph	2.5710	30000.	73	32912	No
121	GOM_NL__2PRFIN20080616_080507_000000362069_00293_32912_8652.N1	16-JUN-2008 08:05:07	Bright	35.500	120	1Del Oph	2.7340	3200.0	71	32912	No
122	GOM_NL__2PRFIN20080616_081218_000000542069_00293_32912_8653.N1	16-JUN-2008 08:12:18	Bright	54.000	127	27Bet Her	2.7810	4700.0	108	32912	No
123	GOM_NL__2PRFIN20080616_081352_000000342069_00293_32912_8654.N1	16-JUN-2008 08:13:52	Bright	34.000	67	5Alp CrB	2.2210	11000.	68	32912	No
124	GOM_NL__2PRFIN20080616_081519_000000382069_00293_32912_8655.N1	16-JUN-2008 08:15:19	Bright	38.000	133	40Zet Her	2.8070	6000.0	76	32912	No
125	GOM_NL__2PRFIN20080616_082206_000000412069_00293_32912_8656.N1	16-JUN-2008 08:22:06	Bright	41.000	130	23Bet Dra	2.7990	5800.0	82	32912	No
126	GOM_NL__2PRFIN20080616_082342_000000372069_00293_32912_8657.N1	16-JUN-2008 08:23:42	Bright	37.000	119	14Eta Dra	2.7270	4700.0	74	32912	No
127	GOM_NL__2PRFIN20080616_082712_000000362069_00293_32912_8658.N1	16-JUN-2008 08:27:12	Bright	36.000	60	7Bet UMi	2.0810	3950.0	72	32912	No
128	GOM_NL__2PRFIN20080616_083149_000000372069_00293_32912_8659.N1	16-JUN-2008 08:31:49	Bright	36.500	49	1Alp UMi	1.9900	6300.0	73	32912	No
129	GOM_NL__2PRFIN20080616_083916_000000482069_00293_32912_8660.N1	16-JUN-2008 08:39:16	Bright	47.500	76	27Gam Cas	2.3000	30000.	95	32912	No
130	GOM_NL__2PRFIN20080616_084205_000000532069_00293_32912_8661.N1	16-JUN-2008 08:42:05	Bright	53.000	160	23Gam Per	2.9300	4700.0	106	32912	No
131	GOM_NL__2PRFIN20080616_084532_000000402069_00293_32912_8662.N1	16-JUN-2008 08:45:32	Bright	40.000	73	57Gam1And	2.2600	13100.	80	32912	No
132	GOM_NL__2PRFIN20080616_084749_000000422069_00293_32912_8663.N1	16-JUN-2008 08:47:49	Bright	42.000	173	4Bet Tri	3.0040	8900.0	84	32912	No
133	GOM_NL__2PRFIN20080616_085125_000000462069_00293_32912_8664.N1	16-JUN-2008 08:51:25	Twilight	46.000	50	13Alp Ari	2.0070	4250.0	92	32912	No
134	GOM_NL__2PRFIN20080616_085611_000000372069_00293_32912_8665.N1	16-JUN-2008 08:56:11	Dark	37.000	94	92Alp Cet	2.5260	3100.0	74	32912	No
135	GOM_NL__2PRFIN20080616_091407_000000402069_00293_32912_8666.N1	16-JUN-2008 09:14:07	Dark	39.500	9	Alp Eri	0.45300	24000.	79	32912	No
136	GOM_NL__2PRFIN20080616_091943_000000542069_00294_32913_8652.N1	16-JUN-2008 09:19:43	Dark	53.500	63	Bet Gru	2.1500	2800.0	107	32913	No
137	GOM_NL__2PRFIN20080616_092531_000000452069_00294_32913_8653.N1	16-JUN-2008 09:25:31	Straylight	45.000	45	Alp Pav	1.9400	26000.	90	32913	No
138	GOM_NL__2PRFIN20080616_093030_000000422069_00294_32913_8654.N1	16-JUN-2008 09:30:30	Straylight	41.500	141	Bet Ara	2.8400	4600.0	83	32913	No
139	GOM_NL__2PRFIN20080616_093152_000000402069_00294_32913_8655.N1	16-JUN-2008 09:31:52	Straylight	39.500	147	Alp Ara	2.8770	26000.	79	32913	No
140	GOM_NL__2PRFIN20080616_093337_000000422069_00294_32913_8656.N1	16-JUN-2008 09:33:37	Tw_i_and_stray	41.500	40	The Sco	1.8590	7100.0	83	32913	No
141	GOM_NL__2PRFIN20080616_093520_000000422069_00294_32913_8657.N1	16-JUN-2008 09:35:20	Tw_i_and_stray	42.000	25	35Lam Sco	1.6200	28000.	84	32913	No
142	GOM_NL__2PRFIN20080616_093646_000000422069_00294_32913_8658.N1	16-JUN-2008 09:36:46	Tw_i_and_stray	42.000	75	26Eps Sco	2.2910	4250.0	84	32913	No
143	GOM_NL__2PRFIN20080616_093932_000000372069_00294_32913_8659.N1	16-JUN-2008 09:39:32	Bright	37.000	156	20Sig Sco	2.9030	28000.	74	32913	No
144	GOM_NL__2PRFIN20080616_094153_000000392069_00294_32913_8660.N1	16-JUN-2008 09:41:53	Bright	38.500	86	35Eta Oph	2.4300	10200.	77	32913	No
145	GOM_NL__2PRFIN20080616_094337_000000532069_00294_32913_8661.N1	16-JUN-2008 09:43:37	Bright	52.500	98	13Zet Oph	2.5710	30000.	105	32913	No
146	GOM_NL__2PRFIN20080616_094543_000000362069_00294_32913_8662.N1	16-JUN-2008 09:45:43	Bright	35.500	120	1Del Oph	2.7340	3200.0	71	32913	No
147	GOM_NL__2PRFIN20080616_095254_000000382069_00294_32913_8663.N1	16-JUN-2008 09:52:54	Bright	38.000	127	27Bet Her	2.7810	4700.0	76	32913	No
148	GOM_NL__2PRFIN20080616_095428_000000352069_00294_32913_8664.N1	16-JUN-2008 09:54:28	Bright	35.000	67	5Alp CrB	2.2210	11000.	70	32913	No
149	GOM_NL__2PRFIN20080616_095555_000000382069_00294_32913_8665.N1	16-JUN-2008 09:55:55	Bright	37.500	133	40Zet Her	2.8070	6000.0	75	32913	No
150	GOM_NL__2PRFIN20080616_100241_000000402069_00294_32913_8666.N1	16-JUN-2008 10:02:41	Bright	40.000	130	23Bet Dra	2.7990	5800.0	80	32913	No
151	GOM_NL__2PRFIN20080616_100418_000000372069_00294_32913_8667.N1	16-JUN-2008 10:04:18	Bright	37.000	119	14Eta Dra	2.7270	4700.0	74	32913	No
152	GOM_NL__2PRFIN20080616_100748_000000352069_00294_32913_8668.N1	16-JUN-2008 10:07:48	Bright	34.500	60	7Bet UMi	2.0810	3950.0	69	32913	No
153	GOM_NL__2PRFIN20080616_101225_000000362069_00294_32913_8669.N1	16-JUN-2008 10:12:25	Bright	36.000	49	1Alp UMi	1.9900	6300.0	72	32913	No
154	GOM_NL__2PRFIN20080616_101952_000000412069_00294_32913_8670.N1	16-JUN-2008 10:19:52	Bright	40.500	76	27Gam Cas	2.3000	30000.	81	32913	No
155	GOM_NL__2PRFIN20080616_102241_000000332069_00294_32913_8671.N1	16-JUN-2008 10:22:41	Bright	33.000	160	23Gam Per	2.9300	4700.0	66	32913	No
156	GOM_NL__2PRFIN20080616_102608_000000392069_00294_32913_8672.N1	16-JUN-2008 10:26:08	Bright	39.000	73	57Gam1And	2.2600	13100.	78	32913	No
157	GOM_NL__2PRFIN20080616_102825_000000402069_00294_32913_8673.N1	16-JUN-2008 10:28:25	Bright	40.000	173	4Bet Tri	3.0040	8900.0	80	32913	No
158	GOM_NL__2PRFIN20080616_103201_000000512069_00294_32913_8674.N1	16-JUN-2008 10:32:01	Twilight	50.500	50	13Alp Ari	2.0070	4250.0	101	32913	No
159	GOM_NL__2PRFIN20080616_103647_000000432069_00294_32913_8675.N1	16-JUN-2008 10:36:47	Dark	42.500	94	92Alp Cet	2.5260	3100.0	85	32913	No
160	GOM_NL__2PRFIN20080616_105443_000000442069_00294_32913_8676.N1	16-JUN-2008 10:54:43	Dark	43.500	9	Alp Eri	0.45300	24000.	87	32913	No

161	GOM_NL__2PRFIN20080616_110020_000000502069_00295_32914_8683.N1	16-JUN-2008 11:00:20	Dark	49.500	63	Bet Gru	2.1500	2800.0	99	32914	No
162	GOM_NL__2PRFIN20080616_110608_000000452069_00295_32914_8684.N1	16-JUN-2008 11:06:08	Straylight	45.000	45	Alp Pav	1.9400	26000.	90	32914	No
163	GOM_NL__2PRFIN20080616_111106_000000402069_00295_32914_8685.N1	16-JUN-2008 11:11:06	Straylight	39.500	141	Bet Ara	2.8400	4600.0	79	32914	No
164	GOM_NL__2PRFIN20080616_111228_000000392069_00295_32914_8686.N1	16-JUN-2008 11:12:28	Straylight	39.000	147	Alp Ara	2.8770	26000.	78	32914	No
165	GOM_NL__2PRFIN20080616_111413_000000472069_00295_32914_8687.N1	16-JUN-2008 11:14:13	Tw_i_and_stray	47.000	40	The Sco	1.8590	7100.0	94	32914	No
166	GOM_NL__2PRFIN20080616_111556_000000452069_00295_32914_8688.N1	16-JUN-2008 11:15:56	Tw_i_and_stray	44.500	25	35Lam Sco	1.6200	28000.	89	32914	No
167	GOM_NL__2PRFIN20080616_111722_000000422069_00295_32914_8689.N1	16-JUN-2008 11:17:22	Tw_i_and_stray	41.500	75	26Eps Sco	2.2910	4250.0	83	32914	No
168	GOM_NL__2PRFIN20080616_112008_000000362069_00295_32914_8690.N1	16-JUN-2008 11:20:08	Bright	35.500	156	20Sig Sco	2.9030	28000.	71	32914	No
169	GOM_NL__2PRFIN20080616_112229_000000392069_00295_32914_8691.N1	16-JUN-2008 11:22:29	Bright	39.000	86	35Eta Oph	2.4300	10200.	78	32914	No
170	GOM_NL__2PRFIN20080616_112413_000000372069_00295_32914_8692.N1	16-JUN-2008 11:24:13	Bright	36.500	98	13Zet Oph	2.5710	30000.	73	32914	No
171	GOM_NL__2PRFIN20080616_112619_000000362069_00295_32914_8693.N1	16-JUN-2008 11:26:19	Bright	35.500	120	1Del Oph	2.7340	3200.0	71	32914	No
172	GOM_NL__2PRFIN20080616_113330_000000372069_00295_32914_8694.N1	16-JUN-2008 11:33:30	Bright	37.000	127	27Bet Her	2.7810	4700.0	74	32914	No
173	GOM_NL__2PRFIN20080616_113504_000000352069_00295_32914_8695.N1	16-JUN-2008 11:35:04	Bright	34.500	67	5Alp CrB	2.2210	11000.	69	32914	No
174	GOM_NL__2PRFIN20080616_113631_000000372069_00295_32914_8696.N1	16-JUN-2008 11:36:31	Bright	36.500	133	40Zet Her	2.8070	6000.0	73	32914	No
175	GOM_NL__2PRFIN20080616_114317_000000402069_00295_32914_8697.N1	16-JUN-2008 11:43:17	Bright	40.000	130	23Bet Dra	2.7990	5800.0	80	32914	No
176	GOM_NL__2PRFIN20080616_114454_000000382069_00295_32914_8698.N1	16-JUN-2008 11:44:54	Bright	38.000	119	14Eta Dra	2.7270	4700.0	76	32914	No
177	GOM_NL__2PRFIN20080616_114824_000000372069_00295_32914_8699.N1	16-JUN-2008 11:48:24	Bright	36.500	60	7Bet UMi	2.0810	3950.0	73	32914	No
178	GOM_NL__2PRFIN20080616_115300_000000362069_00295_32914_8700.N1	16-JUN-2008 11:53:00	Bright	35.500	49	1Alp UMi	1.9900	6300.0	71	32914	No
179	GOM_NL__2PRFIN20080616_120028_000000392069_00295_32914_8701.N1	16-JUN-2008 12:00:28	Bright	38.500	76	27Gam Cas	2.3000	30000.	77	32914	No
180	GOM_NL__2PRFIN20080616_120317_000000402069_00295_32914_8702.N1	16-JUN-2008 12:03:17	Bright	39.500	160	23Gam Per	2.9300	4700.0	79	32914	No
181	GOM_NL__2PRFIN20080616_120644_000000382069_00295_32914_8703.N1	16-JUN-2008 12:06:44	Bright	37.500	73	57Gam1And	2.2600	13100.	75	32914	No
182	GOM_NL__2PRFIN20080616_120901_000000422069_00295_32914_8704.N1	16-JUN-2008 12:09:01	Bright	41.500	173	4Bet Tri	3.0040	8900.0	83	32914	No
183	GOM_NL__2PRFIN20080616_121238_000000462069_00295_32914_8705.N1	16-JUN-2008 12:12:38	Twilight	45.500	50	13Alp Ari	2.0070	4250.0	91	32914	No
184	GOM_NL__2PRFIN20080616_121724_000000452069_00295_32914_8706.N1	16-JUN-2008 12:17:24	Dark	44.500	94	92Alp Cet	2.5260	3100.0	89	32914	No
185	GOM_NL__2PRFIN20080616_123519_000000382069_00295_32914_8707.N1	16-JUN-2008 12:35:19	Dark	38.000	9	Alp Eri	0.45300	24000.	76	32914	No
186	GOM_NL__2PRFIN20080616_124056_000000532069_00296_32915_8701.N1	16-JUN-2008 12:40:56	Dark	53.000	63	Bet Gru	2.1500	2800.0	106	32915	No
187	GOM_NL__2PRFIN20080616_124644_000000472069_00296_32915_8702.N1	16-JUN-2008 12:46:44	Straylight	46.500	45	Alp Pav	1.9400	26000.	93	32915	No
188	GOM_NL__2PRFIN20080616_125142_000000392069_00296_32915_8703.N1	16-JUN-2008 12:51:42	Straylight	38.500	141	Bet Ara	2.8400	4600.0	77	32915	No
189	GOM_NL__2PRFIN20080616_125304_000000382069_00296_32915_8704.N1	16-JUN-2008 12:53:04	Straylight	37.500	147	Alp Ara	2.8770	26000.	75	32915	No
190	GOM_NL__2PRFIN20080616_125450_000000432069_00296_32915_8705.N1	16-JUN-2008 12:54:50	Tw_i_and_stray	43.000	40	The Sco	1.8590	7100.0	86	32915	No
191	GOM_NL__2PRFIN20080616_125632_000000442069_00296_32915_8706.N1	16-JUN-2008 12:56:32	Tw_i_and_stray	43.500	25	35Lam Sco	1.6200	28000.	87	32915	No
192	GOM_NL__2PRFIN20080616_125758_000000392069_00296_32915_8707.N1	16-JUN-2008 12:57:58	Tw_i_and_stray	39.000	75	26Eps Sco	2.2910	4250.0	78	32915	No
193	GOM_NL__2PRFIN20080616_130044_000000362069_00296_32915_8708.N1	16-JUN-2008 13:00:44	Bright	35.500	156	20Sig Sco	2.9030	28000.	71	32915	No
194	GOM_NL__2PRFIN20080616_130305_000000392069_00296_32915_8709.N1	16-JUN-2008 13:03:05	Bright	38.500	86	35Eta Oph	2.4300	10200.	77	32915	No
195	GOM_NL__2PRFIN20080616_130449_000000372069_00296_32915_8710.N1	16-JUN-2008 13:04:49	Bright	37.000	98	13Zet Oph	2.5710	30000.	74	32915	No
196	GOM_NL__2PRFIN20080616_130655_000000362069_00296_32915_8711.N1	16-JUN-2008 13:06:55	Bright	35.500	120	1Del Oph	2.7340	3200.0	71	32915	No
197	GOM_NL__2PRFIN20080616_131406_000000352069_00296_32915_8712.N1	16-JUN-2008 13:14:06	Bright	35.000	127	27Bet Her	2.7810	4700.0	70	32915	No
198	GOM_NL__2PRFIN20080616_131540_000000362069_00296_32915_8713.N1	16-JUN-2008 13:15:40	Bright	36.000	67	5Alp CrB	2.2210	11000.	72	32915	No
199	GOM_NL__2PRFIN20080616_131707_000000382069_00296_32915_8714.N1	16-JUN-2008 13:17:07	Bright	37.500	133	40Zet Her	2.8070	6000.0	75	32915	No
200	GOM_NL__2PRFIN20080616_132352_000000422069_00296_32915_8715.N1	16-JUN-2008 13:23:52	Bright	42.000	130	23Bet Dra	2.7990	5800.0	84	32915	No
201	GOM_NL__2PRFIN20080616_132530_000000382069_00296_32915_8716.N1	16-JUN-2008 13:25:30	Bright	37.500	119	14Eta Dra	2.7270	4700.0	75	32915	No
202	GOM_NL__2PRFIN20080616_132900_000000372069_00296_32915_8717.N1	16-JUN-2008 13:29:00	Bright	37.000	60	7Bet UMi	2.0810	3950.0	74	32915	No
203	GOM_NL__2PRFIN20080616_133336_000000342069_00296_32915_8718.N1	16-JUN-2008 13:33:36	Bright	33.500	49	1Alp UMi	1.9900	6300.0	67	32915	No
204	GOM_NL__2PRFIN20080616_134103_000000392069_00296_32915_8719.N1	16-JUN-2008 13:41:03	Bright	38.500	76	27Gam Cas	2.3000	30000.	77	32915	No
205	GOM_NL__2PRFIN20080616_134353_000000532069_00296_32915_8720.N1	16-JUN-2008 13:43:53	Bright	53.000	160	23Gam Per	2.9300	4700.0	106	32915	No
206	GOM_NL__2PRFIN20080616_134720_000000412069_00296_32915_8721.N1	16-JUN-2008 13:47:20	Bright	40.500	73	57Gam1And	2.2600	13100.	81	32915	No
207	GOM_NL__2PRFIN20080616_134937_000000572069_00296_32915_8722.N1	16-JUN-2008 13:49:37	Bright	57.000	173	4Bet Tri	3.0040	8900.0	114	32915	No
208	GOM_NL__2PRFIN20080616_135314_000000492069_00296_32915_8723.N1	16-JUN-2008 13:53:14	Twilight	48.500	50	13Alp Ari	2.0070	4250.0	97	32915	No
209	GOM_NL__2PRFIN20080616_135800_000000482069_00296_32915_8724.N1	16-JUN-2008 13:58:00	Dark	48.000	94	92Alp Cet	2.5260	3100.0	96	32915	No
210	GOM_NL__2PRFIN20080616_141556_000000382069_00296_32915_8725.N1	16-JUN-2008 14:15:56	Dark	38.000	9	Alp Eri	0.45300	24000.	76	32915	No
211	GOM_NL__2PRFIN20080616_142133_000000522069_00297_32916_8728.N1	16-JUN-2008 14:21:33	Dark	52.000	63	Bet Gru	2.1500	2800.0	104	32916	No
212	GOM_NL__2PRFIN20080616_142721_000000432069_00297_32916_8729.N1	16-JUN-2008 14:27:21	Straylight	42.500	45	Alp Pav	1.9400	26000.	85	32916	No
213	GOM_NL__2PRFIN20080616_143218_000000402069_00297_32916_8730.N1	16-JUN-2008 14:32:18	Straylight	40.000	141	Bet Ara	2.8400	4600.0	80	32916	No
214	GOM_NL__2PRFIN20080616_143340_000000372069_00297_32916_8731.N1	16-JUN-2008 14:33:40	Straylight	37.000	147	Alp Ara	2.8770	26000.	74	32916	No
215	GOM_NL__2PRFIN20080616_143526_000000432069_00297_32916_8732.N1	16-JUN-2008 14:35:26	Tw_i_and_stray	42.500	40	The Sco	1.8590	7100.0	85	32916	No
216	GOM_NL__2PRFIN20080616_143708_000000422069_00297_32916_8733.N1	16-JUN-2008 14:37:08	Tw_i_and_stray	41.500	25	35Lam Sco	1.6200	28000.	83	32916	No
217	GOM_NL__2PRFIN20080616_143834_000000422069_00297_32916_8734.N1	16-JUN-2008 14:38:34	Tw_i_and_stray	42.000	75	26Eps Sco	2.2910	4250.0	84	32916	No
218	GOM_NL__2PRFIN20080616_144120_000000372069_00297_32916_8735.N1	16-JUN-2008 14:41:20	Bright	36.500	156	20Sig Sco	2.9030	28000.	73	32916	No
219	GOM_NL__2PRFIN20080616_144341_000000392069_00297_32916_8736.N1	16-JUN-2008 14:43:41	Bright	39.000	86	35Eta Oph	2.4300	10200.	78	32916	No

220	GOM_NL__2PRFIN20080616_144525_000000372069_00297_32916_8737.N1	16-JUN-2008 14:45:25	Bright	36.500	98	13Zet Oph	2.5710	30000.	73	32916	No
221	GOM_NL__2PRFIN20080616_144731_000000362069_00297_32916_8738.N1	16-JUN-2008 14:47:31	Bright	36.000	120	1Del Oph	2.7340	3200.0	72	32916	No
222	GOM_NL__2PRFIN20080616_145442_000000362069_00297_32916_8739.N1	16-JUN-2008 14:54:42	Bright	35.500	127	27Bet Her	2.7810	4700.0	71	32916	No
223	GOM_NL__2PRFIN20080616_145616_000000372069_00297_32916_8740.N1	16-JUN-2008 14:56:16	Bright	36.500	67	5Alp CrB	2.2210	11000.	73	32916	No
224	GOM_NL__2PRFIN20080616_145742_000000372069_00297_32916_8741.N1	16-JUN-2008 14:57:42	Bright	37.000	133	40Zet Her	2.8070	6000.0	74	32916	No
225	GOM_NL__2PRFIN20080616_150428_000000412069_00297_32916_8742.N1	16-JUN-2008 15:04:28	Bright	40.500	130	23Bet Dra	2.7990	5800.0	81	32916	No
226	GOM_NL__2PRFIN20080616_150605_000000382069_00297_32916_8743.N1	16-JUN-2008 15:06:05	Bright	37.500	119	14Eta Dra	2.7270	4700.0	75	32916	No
227	GOM_NL__2PRFIN20080616_150936_000000352069_00297_32916_8744.N1	16-JUN-2008 15:09:36	Bright	34.500	60	7Bet UMi	2.0810	3950.0	69	32916	No
228	GOM_NL__2PRFIN20080616_151412_000000362069_00297_32916_8745.N1	16-JUN-2008 15:14:12	Bright	35.500	49	1Alp UMi	1.9900	6300.0	71	32916	No
229	GOM_NL__2PRFIN20080616_152139_000000602069_00297_32916_8746.N1	16-JUN-2008 15:21:39	Bright	60.000	76	27Gam Cas	2.3000	30000.	120	32916	No
230	GOM_NL__2PRFIN20080616_152429_000000332069_00297_32916_8747.N1	16-JUN-2008 15:24:29	Bright	33.000	160	23Gam Per	2.9300	4700.0	66	32916	No
231	GOM_NL__2PRFIN20080616_152756_000000402069_00297_32916_8748.N1	16-JUN-2008 15:27:56	Bright	39.500	73	57Gam1And	2.2600	13100.	79	32916	No
232	GOM_NL__2PRFIN20080616_153013_000000412069_00297_32916_8749.N1	16-JUN-2008 15:30:13	Bright	41.000	173	4Bet Tri	3.0040	8900.0	82	32916	No
233	GOM_NL__2PRFIN20080616_153350_000000512069_00297_32916_8750.N1	16-JUN-2008 15:33:50	Twilight	50.500	50	13Alp Ari	2.0070	4250.0	101	32916	No
234	GOM_NL__2PRFIN20080616_153836_000000442069_00297_32916_8751.N1	16-JUN-2008 15:38:36	Dark	44.000	94	92Alp Cet	2.5260	3100.0	88	32916	No
235	GOM_NL__2PRFIN20080616_155632_000000452069_00297_32916_8752.N1	16-JUN-2008 15:56:32	Dark	45.000	9	Alp Eri	0.45300	24000.	90	32916	No
236	GOM_NL__2PRFIN20080616_160210_000000552069_00298_32917_8749.N1	16-JUN-2008 16:02:10	Dark	54.500	63	Bet Gru	2.1500	2800.0	109	32917	No
237	GOM_NL__2PRFIN20080616_160757_000000422069_00298_32917_8750.N1	16-JUN-2008 16:07:57	Straylight	42.000	45	Alp Pav	1.9400	26000.	84	32917	No
238	GOM_NL__2PRFIN20080616_161254_000000382069_00298_32917_8751.N1	16-JUN-2008 16:12:54	Straylight	37.500	141	Bet Ara	2.8400	4600.0	75	32917	No
239	GOM_NL__2PRFIN20080616_161417_000000372069_00298_32917_8752.N1	16-JUN-2008 16:14:17	Straylight	37.000	147	Alp Ara	2.8770	26000.	74	32917	No
240	GOM_NL__2PRFIN20080616_161602_000000402069_00298_32917_8753.N1	16-JUN-2008 16:16:02	Twi_and_stray	40.000	40	The Sco	1.8590	7100.0	80	32917	No
241	GOM_NL__2PRFIN20080616_161745_000000422069_00298_32917_8754.N1	16-JUN-2008 16:17:45	Twi_and_stray	42.000	25	35Lam Sco	1.6200	28000.	84	32917	No
242	GOM_NL__2PRFIN20080616_161911_000000462069_00298_32917_8755.N1	16-JUN-2008 16:19:11	Twi_and_stray	46.000	75	26Eps Sco	2.2910	4250.0	92	32917	No
243	GOM_NL__2PRFIN20080616_162156_000000352069_00298_32917_8756.N1	16-JUN-2008 16:21:56	Bright	34.500	156	20Sig Sco	2.9030	28000.	69	32917	No
244	GOM_NL__2PRFIN20080616_162417_000000392069_00298_32917_8757.N1	16-JUN-2008 16:24:17	Bright	38.500	86	35Eta Oph	2.4300	10200.	77	32917	No
245	GOM_NL__2PRFIN20080616_162601_000000362069_00298_32917_8758.N1	16-JUN-2008 16:26:01	Bright	36.000	98	13Zet Oph	2.5710	30000.	72	32917	No
246	GOM_NL__2PRFIN20080616_162807_000000362069_00298_32917_8759.N1	16-JUN-2008 16:28:07	Bright	36.000	120	1Del Oph	2.7340	3200.0	72	32917	No
247	GOM_NL__2PRFIN20080616_163517_000000382069_00298_32917_8760.N1	16-JUN-2008 16:35:17	Bright	37.500	127	27Bet Her	2.7810	4700.0	75	32917	No
248	GOM_NL__2PRFIN20080616_163652_000000372069_00298_32917_8761.N1	16-JUN-2008 16:36:52	Bright	36.500	67	5Alp CrB	2.2210	11000.	73	32917	No
249	GOM_NL__2PRFIN20080616_163818_000000362069_00298_32917_8762.N1	16-JUN-2008 16:38:18	Bright	36.000	133	40Zet Her	2.8070	6000.0	72	32917	No
250	GOM_NL__2PRFIN20080616_164503_000000412069_00298_32917_8763.N1	16-JUN-2008 16:45:03	Bright	41.000	130	23Bet Dra	2.7990	5800.0	82	32917	No
251	GOM_NL__2PRFIN20080616_164641_000000362069_00298_32917_8764.N1	16-JUN-2008 16:46:41	Bright	36.000	119	14Eta Dra	2.7270	4700.0	72	32917	No
252	GOM_NL__2PRFIN20080616_165012_000000382069_00298_32917_8765.N1	16-JUN-2008 16:50:12	Bright	37.500	60	7Bet UMi	2.0810	3950.0	75	32917	No
253	GOM_NL__2PRFIN20080616_165448_000000352069_00298_32917_8766.N1	16-JUN-2008 16:54:48	Bright	34.500	49	1Alp UMi	1.9900	6300.0	69	32917	No
254	GOM_NL__2PRFIN20080616_170215_000000382069_00298_32917_8767.N1	16-JUN-2008 17:02:15	Bright	38.000	76	27Gam Cas	2.3000	30000.	76	32917	No
255	GOM_NL__2PRFIN20080616_170505_000000332069_00298_32917_8768.N1	16-JUN-2008 17:05:05	Bright	32.500	160	23Gam Per	2.9300	4700.0	65	32917	No
256	GOM_NL__2PRFIN20080616_170832_000000402069_00298_32917_8769.N1	16-JUN-2008 17:08:32	Bright	40.000	73	57Gam1And	2.2600	13100.	80	32917	No
257	GOM_NL__2PRFIN20080616_171049_000000432069_00298_32917_8770.N1	16-JUN-2008 17:10:49	Bright	42.500	173	4Bet Tri	3.0040	8900.0	85	32917	No
258	GOM_NL__2PRFIN20080616_171426_000000502069_00298_32917_8771.N1	16-JUN-2008 17:14:26	Twilight	50.000	50	13Alp Ari	2.0070	4250.0	100	32917	No
259	GOM_NL__2PRFIN20080616_171912_000000462069_00298_32917_8772.N1	16-JUN-2008 17:19:12	Dark	45.500	94	92Alp Cet	2.5260	3100.0	91	32917	No
260	GOM_NL__2PRFIN20080616_173708_000000462069_00298_32917_8773.N1	16-JUN-2008 17:37:08	Dark	46.000	9	Alp Eri	0.45300	24000.	92	32917	No
261	GOM_NL__2PRFIN20080616_174247_000000482069_00299_32918_8771.N1	16-JUN-2008 17:42:47	Dark	48.000	63	Bet Gru	2.1500	2800.0	96	32918	No
262	GOM_NL__2PRFIN20080616_174834_000000422069_00299_32918_8772.N1	16-JUN-2008 17:48:34	Straylight	41.500	45	Alp Pav	1.9400	26000.	83	32918	No
263	GOM_NL__2PRFIN20080616_175331_000000452069_00299_32918_8773.N1	16-JUN-2008 17:53:31	Straylight	44.500	141	Bet Ara	2.8400	4600.0	89	32918	No
264	GOM_NL__2PRFIN20080616_175453_000000372069_00299_32918_8774.N1	16-JUN-2008 17:54:53	Straylight	37.000	147	Alp Ara	2.8770	26000.	74	32918	No
265	GOM_NL__2PRFIN20080616_175638_000000382069_00299_32918_8775.N1	16-JUN-2008 17:56:38	Twi_and_stray	38.000	40	The Sco	1.8590	7100.0	76	32918	No
266	GOM_NL__2PRFIN20080616_175821_000000412069_00299_32918_8776.N1	16-JUN-2008 17:58:21	Twi_and_stray	40.500	25	35Lam Sco	1.6200	28000.	81	32918	No
267	GOM_NL__2PRFIN20080616_175947_000000422069_00299_32918_8777.N1	16-JUN-2008 17:59:47	Twi_and_stray	41.500	75	26Eps Sco	2.2910	4250.0	83	32918	No
268	GOM_NL__2PRFIN20080616_180232_000000372069_00299_32918_8778.N1	16-JUN-2008 18:02:32	Bright	36.500	156	20Sig Sco	2.9030	28000.	73	32918	No
269	GOM_NL__2PRFIN20080616_180454_000000392069_00299_32918_8779.N1	16-JUN-2008 18:04:54	Bright	38.500	86	35Eta Oph	2.4300	10200.	77	32918	No
270	GOM_NL__2PRFIN20080616_180638_000000372069_00299_32918_8780.N1	16-JUN-2008 18:06:38	Bright	37.000	98	13Zet Oph	2.5710	30000.	74	32918	No
271	GOM_NL__2PRFIN20080616_180844_000000362069_00299_32918_8781.N1	16-JUN-2008 18:08:44	Bright	35.500	120	1Del Oph	2.7340	3200.0	71	32918	No
272	GOM_NL__2PRFIN20080616_181553_000000392069_00299_32918_8782.N1	16-JUN-2008 18:15:53	Bright	38.500	127	27Bet Her	2.7810	4700.0	77	32918	No
273	GOM_NL__2PRFIN20080616_181728_000000342069_00299_32918_8783.N1	16-JUN-2008 18:17:28	Bright	34.000	67	5Alp CrB	2.2210	11000.	68	32918	No
274	GOM_NL__2PRFIN20080616_181854_000000382069_00299_32918_8784.N1	16-JUN-2008 18:18:54	Bright	38.000	133	40Zet Her	2.8070	6000.0	76	32918	No
275	GOM_NL__2PRFIN20080616_182539_000000382069_00299_32918_8785.N1	16-JUN-2008 18:25:39	Bright	38.000	130	23Bet Dra	2.7990	5800.0	76	32918	No
276	GOM_NL__2PRFIN20080616_182717_000000372069_00299_32918_8786.N1	16-JUN-2008 18:27:17	Bright	37.000	119	14Eta Dra	2.7270	4700.0	74	32918	No
277	GOM_NL__2PRFIN20080616_183048_000000372069_00299_32918_8787.N1	16-JUN-2008 18:30:48	Bright	36.500	60	7Bet UMi	2.0810	3950.0	73	32918	No
278	GOM_NL__2PRFIN20080616_183524_000000362069_00299_32918_8788.N1	16-JUN-2008 18:35:24	Bright	35.500	49	1Alp UMi	1.9900	6300.0	71	32918	No

279	GOM_NL__2PRFIN20080616_184251_000000442069_00299_32918_8789.N1	16-JUN-2008 18:42:51	Bright	43.500	76	27Gam Cas	2.3000	30000.	87	32918	No
280	GOM_NL__2PRFIN20080616_184541_000000532069_00299_32918_8790.N1	16-JUN-2008 18:45:41	Bright	53.000	160	23Gam Per	2.9300	4700.0	106	32918	No
281	GOM_NL__2PRFIN20080616_184908_000000412069_00299_32918_8791.N1	16-JUN-2008 18:49:08	Bright	41.000	73	57Gam1And	2.2600	13100.	82	32918	No
282	GOM_NL__2PRFIN20080616_185125_000000422069_00299_32918_8792.N1	16-JUN-2008 18:51:25	Bright	42.000	173	4Bet Tri	3.0040	8900.0	84	32918	No
283	GOM_NL__2PRFIN20080616_185502_000000512069_00299_32918_8793.N1	16-JUN-2008 18:55:02	Twilight	50.500	50	13Alp Ari	2.0070	4250.0	101	32918	No
284	GOM_NL__2PRFIN20080616_185948_000000452069_00299_32918_8794.N1	16-JUN-2008 18:59:48	Dark	45.000	94	92Alp Cet	2.5260	3100.0	90	32918	No
285	GOM_NL__2PRFIN20080616_191745_000000502069_00299_32918_8795.N1	16-JUN-2008 19:17:45	Dark	49.500	9	Alp Eri	0.45300	24000.	99	32918	No
286	GOM_NL__2PRFIN20080616_192324_000000522069_00300_32919_8813.N1	16-JUN-2008 19:23:24	Dark	51.500	63	Bet Gru	2.1500	2800.0	103	32919	No
287	GOM_NL__2PRFIN20080616_192911_000000422069_00300_32919_8814.N1	16-JUN-2008 19:29:11	Straylight	42.000	45	Alp Pav	1.9400	26000.	84	32919	No
288	GOM_NL__2PRFIN20080616_193407_000000382069_00300_32919_8815.N1	16-JUN-2008 19:34:07	Straylight	37.500	141	Bet Ara	2.8400	4600.0	75	32919	No
289	GOM_NL__2PRFIN20080616_193529_000000382069_00300_32919_8816.N1	16-JUN-2008 19:35:29	Straylight	38.000	147	Alp Ara	2.8770	26000.	76	32919	No
290	GOM_NL__2PRFIN20080616_193715_000000422069_00300_32919_8817.N1	16-JUN-2008 19:37:15	Tw_i_and_stray	42.000	40	The Sco	1.8590	7100.0	84	32919	No
291	GOM_NL__2PRFIN20080616_193857_000000442069_00300_32919_8818.N1	16-JUN-2008 19:38:57	Tw_i_and_stray	43.500	25	35Lam Sco	1.6200	28000.	87	32919	No
292	GOM_NL__2PRFIN20080616_194023_000000422069_00300_32919_8819.N1	16-JUN-2008 19:40:23	Tw_i_and_stray	42.000	75	26Eps Sco	2.2910	4250.0	84	32919	No
293	GOM_NL__2PRFIN20080616_194308_000000372069_00300_32919_8820.N1	16-JUN-2008 19:43:08	Bright	37.000	156	20Sig Sco	2.9030	28000.	74	32919	No
294	GOM_NL__2PRFIN20080616_194530_000000392069_00300_32919_8821.N1	16-JUN-2008 19:45:30	Bright	39.000	86	35Eta Oph	2.4300	10200.	78	32919	No
295	GOM_NL__2PRFIN20080616_194714_000000372069_00300_32919_8822.N1	16-JUN-2008 19:47:14	Bright	36.500	98	13Zet Oph	2.5710	30000.	73	32919	No
296	GOM_NL__2PRFIN20080616_194920_000000362069_00300_32919_8823.N1	16-JUN-2008 19:49:20	Bright	36.000	120	1Del Oph	2.7340	3200.0	72	32919	No
297	GOM_NL__2PRFIN20080616_195629_000000372069_00300_32919_8824.N1	16-JUN-2008 19:56:29	Bright	37.000	127	27Bet Her	2.7810	4700.0	74	32919	No
298	GOM_NL__2PRFIN20080616_195804_000000362069_00300_32919_8825.N1	16-JUN-2008 19:58:04	Bright	35.500	67	5Alp CrB	2.2210	11000.	71	32919	No
299	GOM_NL__2PRFIN20080616_195930_000000362069_00300_32919_8826.N1	16-JUN-2008 19:59:30	Bright	36.000	133	40Zet Her	2.8070	6000.0	72	32919	No
300	GOM_NL__2PRFIN20080616_200615_000000382069_00300_32919_8827.N1	16-JUN-2008 20:06:15	Bright	38.000	130	23Bet Dra	2.7990	5800.0	76	32919	No
301	GOM_NL__2PRFIN20080616_200753_000000382069_00300_32919_8828.N1	16-JUN-2008 20:07:53	Bright	38.000	119	14Eta Dra	2.7270	4700.0	76	32919	No
302	GOM_NL__2PRFIN20080616_201124_000000372069_00300_32919_8829.N1	16-JUN-2008 20:11:24	Bright	37.000	60	7Bet UMi	2.0810	3950.0	74	32919	No
303	GOM_NL__2PRFIN20080616_201600_000000362069_00300_32919_8830.N1	16-JUN-2008 20:16:00	Bright	36.000	49	1Alp UMi	1.9900	6300.0	72	32919	No
304	GOM_NL__2PRFIN20080616_202326_000000412069_00300_32919_8831.N1	16-JUN-2008 20:23:26	Bright	41.000	76	27Gam Cas	2.3000	30000.	82	32919	No
305	GOM_NL__2PRFIN20080616_202617_000000342069_00300_32919_8832.N1	16-JUN-2008 20:26:17	Bright	33.500	160	23Gam Per	2.9300	4700.0	67	32919	No
306	GOM_NL__2PRFIN20080616_202944_000000412069_00300_32919_8833.N1	16-JUN-2008 20:29:44	Bright	40.500	73	57Gam1And	2.2600	13100.	81	32919	No
307	GOM_NL__2PRFIN20080616_203201_000000432069_00300_32919_8834.N1	16-JUN-2008 20:32:01	Bright	42.500	173	4Bet Tri	3.0040	8900.0	85	32919	No
308	GOM_NL__2PRFIN20080616_203538_000000482069_00300_32919_8835.N1	16-JUN-2008 20:35:38	Twilight	47.500	50	13Alp Ari	2.0070	4250.0	95	32919	No
309	GOM_NL__2PRFIN20080616_204025_000000502069_00300_32919_8836.N1	16-JUN-2008 20:40:25	Dark	49.500	94	92Alp Cet	2.5260	3100.0	99	32919	No
310	GOM_NL__2PRFIN20080616_205821_000000402069_00300_32919_8837.N1	16-JUN-2008 20:58:21	Dark	39.500	9	Alp Eri	0.45300	24000.	79	32919	No
311	GOM_NL__2PRFIN20080616_210401_000000492069_00301_32920_8836.N1	16-JUN-2008 21:04:01	Dark	48.500	63	Bet Gru	2.1500	2800.0	97	32920	No
312	GOM_NL__2PRFIN20080616_210947_000000442069_00301_32920_8837.N1	16-JUN-2008 21:09:47	Straylight	43.500	45	Alp Pav	1.9400	26000.	87	32920	No
313	GOM_NL__2PRFIN20080616_211443_000000392069_00301_32920_8838.N1	16-JUN-2008 21:14:43	Straylight	38.500	141	Bet Ara	2.8400	4600.0	77	32920	No
314	GOM_NL__2PRFIN20080616_211605_000000392069_00301_32920_8839.N1	16-JUN-2008 21:16:05	Straylight	38.500	147	Alp Ara	2.8770	26000.	77	32920	No
315	GOM_NL__2PRFIN20080616_211751_000000442069_00301_32920_8840.N1	16-JUN-2008 21:17:51	Tw_i_and_stray	44.000	40	The Sco	1.8590	7100.0	88	32920	No
316	GOM_NL__2PRFIN20080616_211934_000000432069_00301_32920_8841.N1	16-JUN-2008 21:19:34	Tw_i_and_stray	43.000	25	35Lam Sco	1.6200	28000.	86	32920	No
317	GOM_NL__2PRFIN20080616_212059_000000442069_00301_32920_8842.N1	16-JUN-2008 21:20:59	Tw_i_and_stray	44.000	75	26Eps Sco	2.2910	4250.0	88	32920	No
318	GOM_NL__2PRFIN20080616_212606_000000392069_00301_32920_8843.N1	16-JUN-2008 21:26:06	Bright	39.000	86	35Eta Oph	2.4300	10200.	78	32920	No
319	GOM_NL__2PRFIN20080616_212750_000000372069_00301_32920_8844.N1	16-JUN-2008 21:27:50	Bright	37.000	98	13Zet Oph	2.5710	30000.	74	32920	No
320	GOM_NL__2PRFIN20080616_212956_000000362069_00301_32920_8845.N1	16-JUN-2008 21:29:56	Bright	35.500	120	1Del Oph	2.7340	3200.0	71	32920	No
321	GOM_NL__2PRFIN20080616_213705_000000362069_00301_32920_8846.N1	16-JUN-2008 21:37:05	Bright	35.500	127	27Bet Her	2.7810	4700.0	71	32920	No
322	GOM_NL__2PRFIN20080616_213840_000000352069_00301_32920_8847.N1	16-JUN-2008 21:38:40	Bright	35.000	67	5Alp CrB	2.2210	11000.	70	32920	No
323	GOM_NL__2PRFIN20080616_214006_000000452069_00301_32920_8848.N1	16-JUN-2008 21:40:06	Bright	45.000	133	40Zet Her	2.8070	6000.0	90	32920	No
324	GOM_NL__2PRFIN20080616_214650_000000412069_00301_32920_8849.N1	16-JUN-2008 21:46:50	Bright	41.000	130	23Bet Dra	2.7990	5800.0	82	32920	No
325	GOM_NL__2PRFIN20080616_214829_000000382069_00301_32920_8850.N1	16-JUN-2008 21:48:29	Bright	37.500	119	14Eta Dra	2.7270	4700.0	75	32920	No
326	GOM_NL__2PRFIN20080616_215200_000000342069_00301_32920_8851.N1	16-JUN-2008 21:52:00	Bright	34.000	60	7Bet UMi	2.0810	3950.0	68	32920	No
327	GOM_NL__2PRFIN20080616_215636_000000342069_00301_32920_8852.N1	16-JUN-2008 21:56:36	Bright	34.000	49	1Alp UMi	1.9900	6300.0	68	32920	No
328	GOM_NL__2PRFIN20080616_220402_000000602069_00301_32920_8853.N1	16-JUN-2008 22:04:02	Bright	60.000	76	27Gam Cas	2.3000	30000.	120	32920	No
329	GOM_NL__2PRFIN20080616_220653_000000352069_00301_32920_8854.N1	16-JUN-2008 22:06:53	Bright	34.500	160	23Gam Per	2.9300	4700.0	69	32920	No
330	GOM_NL__2PRFIN20080616_221020_000000412069_00301_32920_8855.N1	16-JUN-2008 22:10:20	Bright	40.500	73	57Gam1And	2.2600	13100.	81	32920	No
331	GOM_NL__2PRFIN20080616_221237_000000402069_00301_32920_8856.N1	16-JUN-2008 22:12:37	Bright	39.500	173	4Bet Tri	3.0040	8900.0	79	32920	No
332	GOM_NL__2PRFIN20080616_221615_000000492069_00301_32920_8857.N1	16-JUN-2008 22:16:15	Twilight	48.500	50	13Alp Ari	2.0070	4250.0	97	32920	No
333	GOM_NL__2PRFIN20080616_222101_000000452069_00301_32920_8858.N1	16-JUN-2008 22:21:01	Dark	44.500	94	92Alp Cet	2.5260	3100.0	89	32920	No
334	GOM_NL__2PRFIN20080616_223857_000000452069_00301_32920_8859.N1	16-JUN-2008 22:38:57	Dark	44.500	9	Alp Eri	0.45300	24000.	89	32920	No
335	GOM_NL__2PRFIN20080616_224438_000000532069_00302_32921_8858.N1	16-JUN-2008 22:44:38	Dark	53.000	63	Bet Gru	2.1500	2800.0	106	32921	No
336	GOM_NL__2PRFIN20080616_225023_000000402069_00302_32921_8859.N1	16-JUN-2008 22:50:23	Straylight	40.000	45	Alp Pav	1.9400	26000.	80	32921	No
337	GOM_NL__2PRFIN20080616_225519_000000492069_00302_32921_8860.N1	16-JUN-2008 22:55:19	Straylight	48.500	141	Bet Ara	2.8400	4600.0	97	32921	No

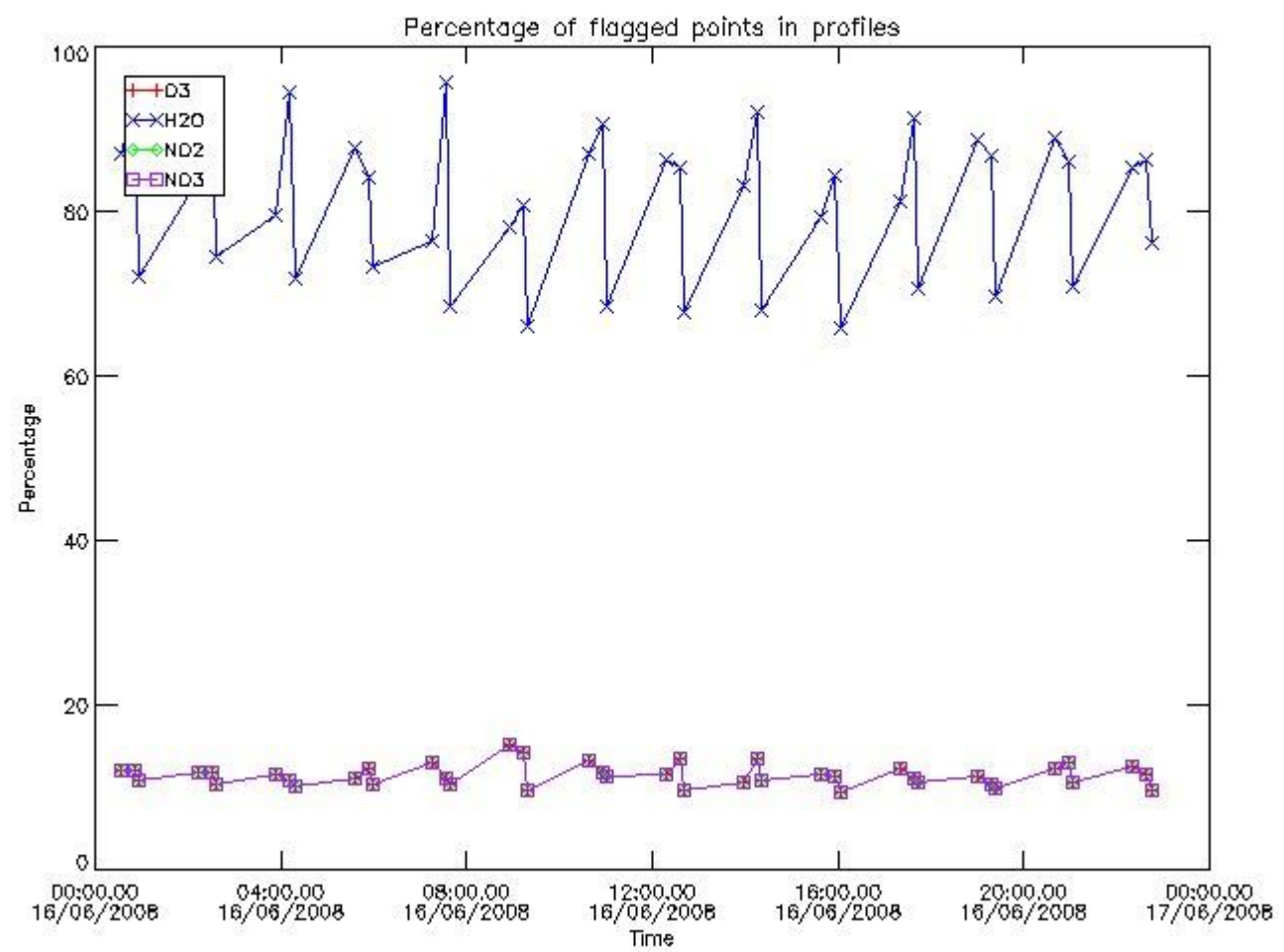
338	GOM_NL__2PRFIN20080616_225642_000000372069_00302_32921_8861.N1	16-JUN-2008 22:56:42	Straylight	37.000	147	Alp Ara	2.8770	26000.	74	32921	No
339	GOM_NL__2PRFIN20080616_225827_000000412069_00302_32921_8862.N1	16-JUN-2008 22:58:27	Twilight	40.500	40	The Sco	1.8590	7100.0	81	32921	No
340	GOM_NL__2PRFIN20080616_230009_000000442069_00302_32921_8863.N1	16-JUN-2008 23:00:09	Twilight	43.500	25	35Lam Sco	1.6200	28000.	87	32921	No
341	GOM_NL__2PRFIN20080616_230135_000000412069_00302_32921_8864.N1	16-JUN-2008 23:01:35	Twilight	41.000	75	26Eps Sco	2.2910	4250.0	82	32921	No
342	GOM_NL__2PRFIN20080616_230642_000000392069_00302_32921_8865.N1	16-JUN-2008 23:06:42	Bright	38.500	86	35Eta Oph	2.4300	10200.	77	32921	No
343	GOM_NL__2PRFIN20080616_230826_000000372069_00302_32921_8866.N1	16-JUN-2008 23:08:26	Bright	36.500	98	13Zet Oph	2.5710	30000.	73	32921	No
344	GOM_NL__2PRFIN20080616_231031_000000362069_00302_32921_8867.N1	16-JUN-2008 23:10:31	Bright	36.000	120	1Del Oph	2.7340	3200.0	72	32921	No
345	GOM_NL__2PRFIN20080616_231741_000000372069_00302_32921_8868.N1	16-JUN-2008 23:17:41	Bright	37.000	127	27Bet Her	2.7810	4700.0	74	32921	No
346	GOM_NL__2PRFIN20080616_231916_000000522069_00302_32921_8869.N1	16-JUN-2008 23:19:16	Bright	52.000	67	5Alp CrB	2.2210	11000.	104	32921	No
347	GOM_NL__2PRFIN20080616_232041_000000362069_00302_32921_8870.N1	16-JUN-2008 23:20:41	Bright	36.000	133	40Zet Her	2.8070	6000.0	72	32921	No
348	GOM_NL__2PRFIN20080616_232726_000000402069_00302_32921_8871.N1	16-JUN-2008 23:27:26	Bright	40.000	130	23Bet Dra	2.7990	5800.0	80	32921	No
349	GOM_NL__2PRFIN20080616_232905_000000382069_00302_32921_8872.N1	16-JUN-2008 23:29:05	Bright	38.000	119	14Eta Dra	2.7270	4700.0	76	32921	No
350	GOM_NL__2PRFIN20080616_233236_000000372069_00302_32921_8873.N1	16-JUN-2008 23:32:36	Bright	36.500	60	7Bet UMi	2.0810	3950.0	73	32921	No
351	GOM_NL__2PRFIN20080616_233712_000000362069_00302_32921_8874.N1	16-JUN-2008 23:37:12	Bright	36.000	49	1Alp UMi	1.9900	6300.0	72	32921	No
352	GOM_NL__2PRFIN20080616_234438_000000402069_00302_32921_8875.N1	16-JUN-2008 23:44:38	Bright	39.500	76	27Gam Cas	2.3000	30000.	79	32921	No
353	GOM_NL__2PRFIN20080616_234728_000000442069_00302_32921_8876.N1	16-JUN-2008 23:47:28	Bright	44.000	160	23Gam Per	2.9300	4700.0	88	32921	No
354	GOM_NL__2PRFIN20080616_235056_000000422069_00302_32921_8877.N1	16-JUN-2008 23:50:56	Bright	41.500	73	57Gam1And	2.2600	13100.	83	32921	No
355	GOM_NL__2PRFIN20080616_235313_000000432069_00302_32921_8878.N1	16-JUN-2008 23:53:13	Bright	43.000	173	4Bet Tri	3.0040	8900.0	86	32921	No
356	GOM_NL__2PRFIN20080616_235651_000000552069_00302_32921_8879.N1	16-JUN-2008 23:56:51	Twilight	55.000	50	13Alp Ari	2.0070	4250.0	110	32921	No

### 3. Quality information per product

In this section it is plotted some information contained in the Quality Summary data set of the level 2 products. Only products in dark limb conditions and without errors (error flag in the MPH set to "0") are used.

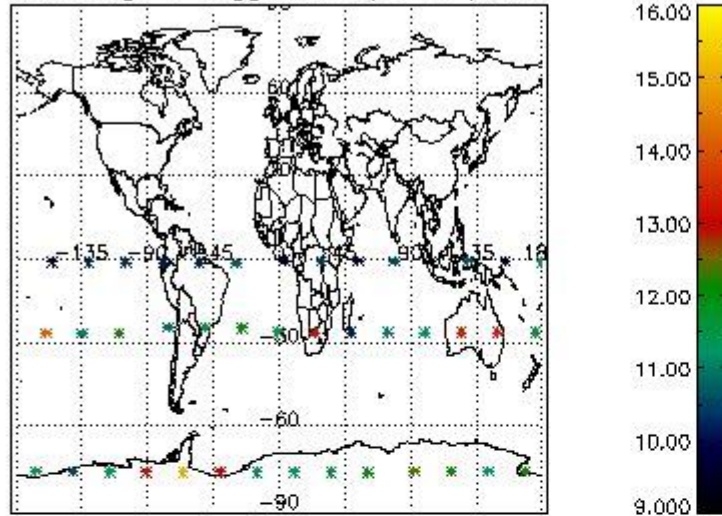
#### 3.1 Plot quality information per product (time dependant)



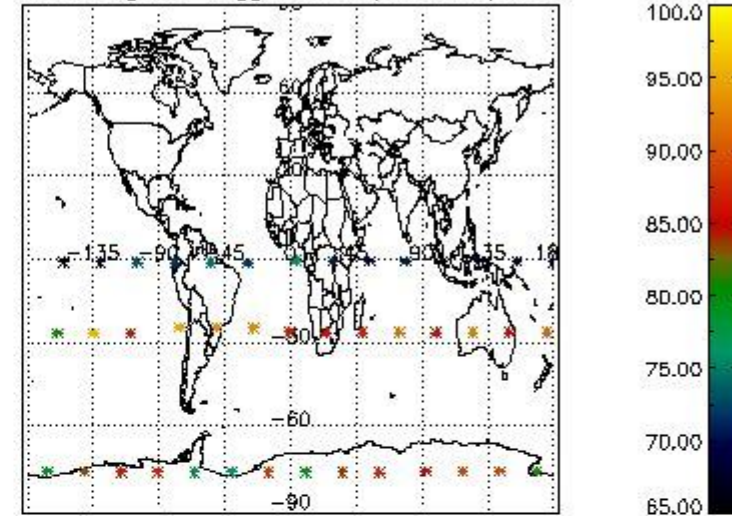


3.2 Plot quality information per product (world map)

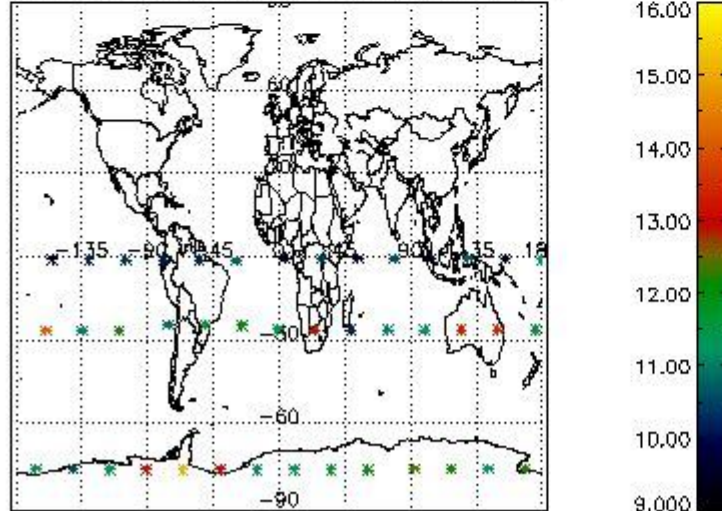
Percentage of flagged data per O3 profile



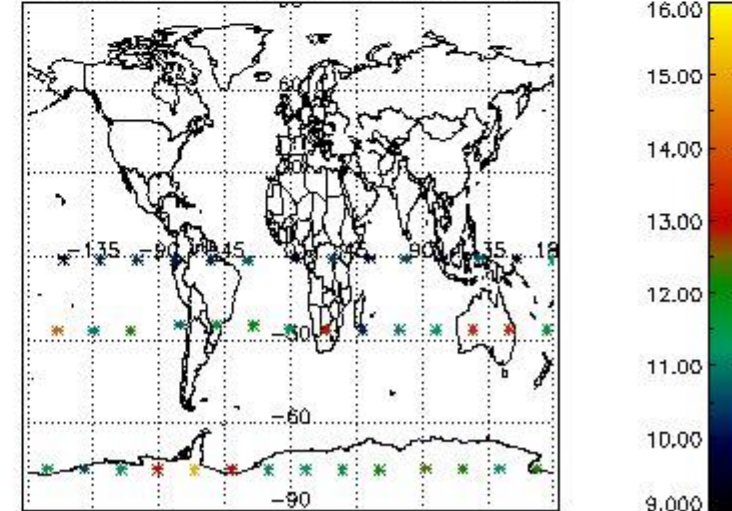
Percentage of flagged data per H2O profile



Percentage of flagged data per NO2 profile



Percentage of flagged data per NO3 profile

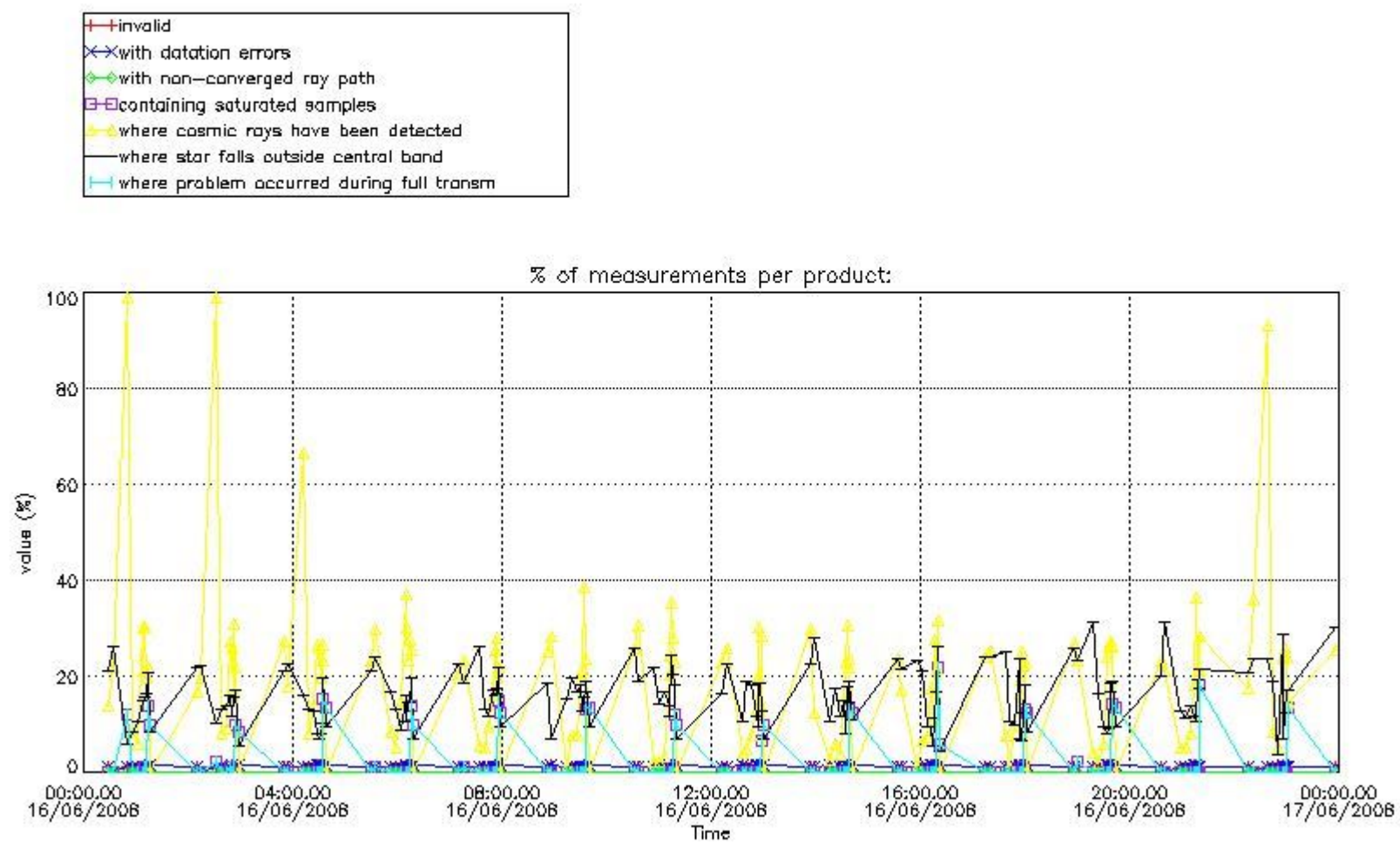


#### 4. Level 1 quality information per product

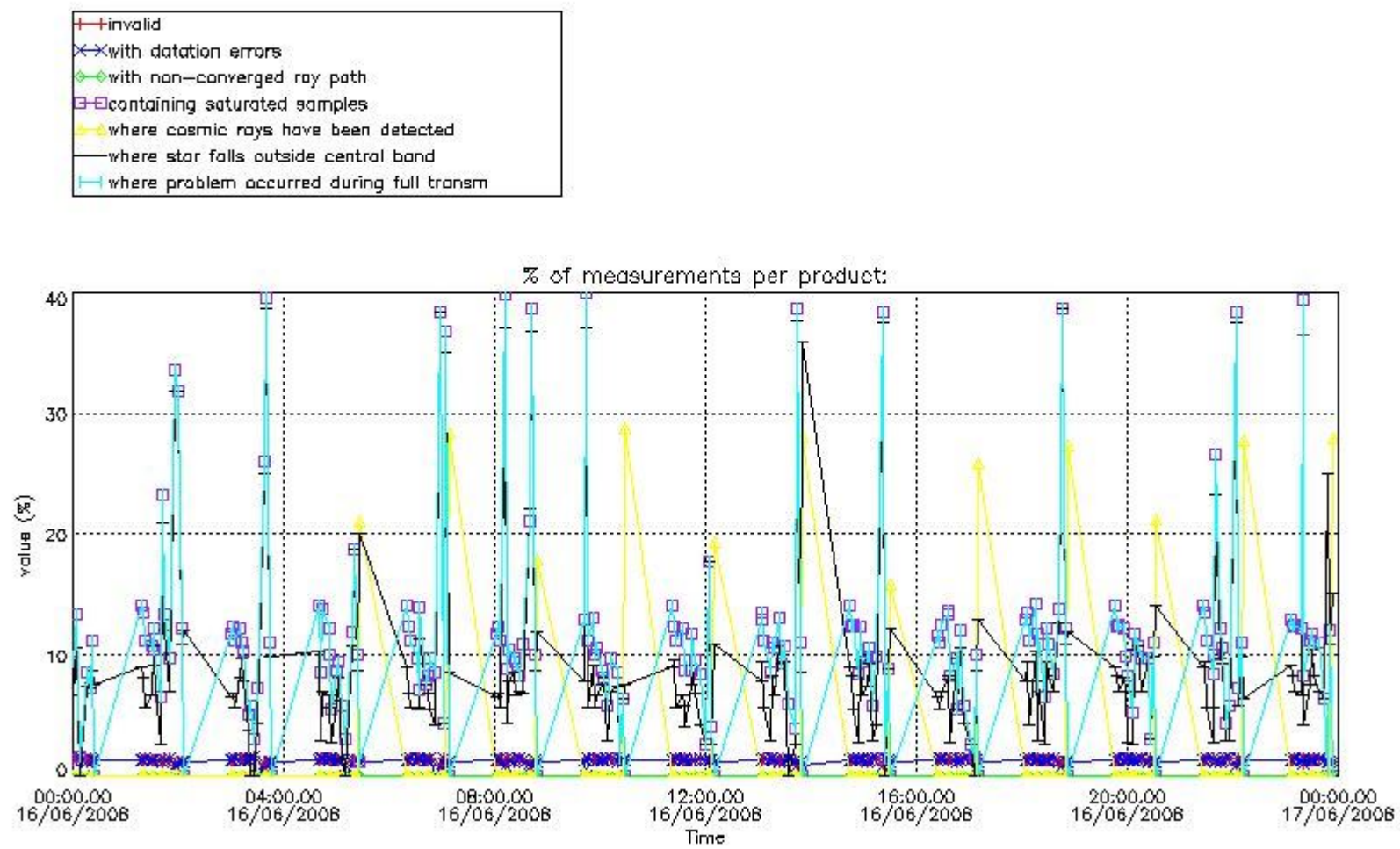
In this section it is plotted some information contained in the Quality Summary data set of the level 2 products that comes from the level 1b processing. Products without errors (error flag in the MPH set to "0") are used.

##### 4.1 Plot quality information per product (time dependant) coming from level 1b processing

##### 4.1.1 Plot level 1 quality information per product (time dependant): ENVISAT ASCENDING passes

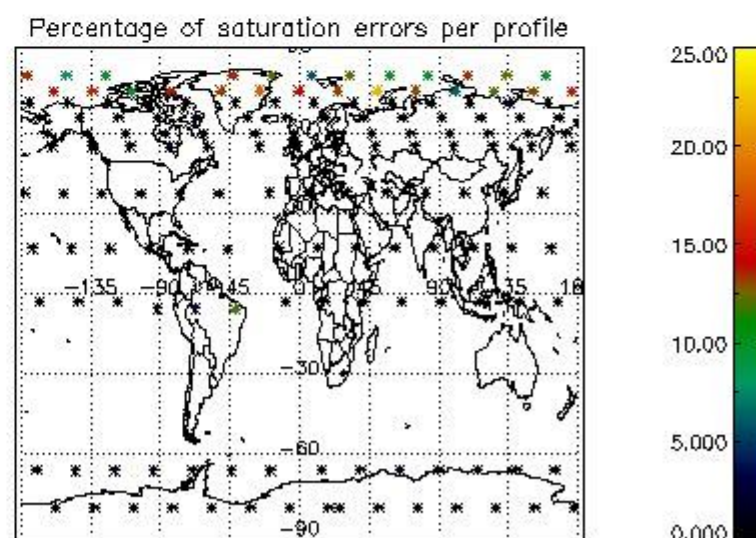
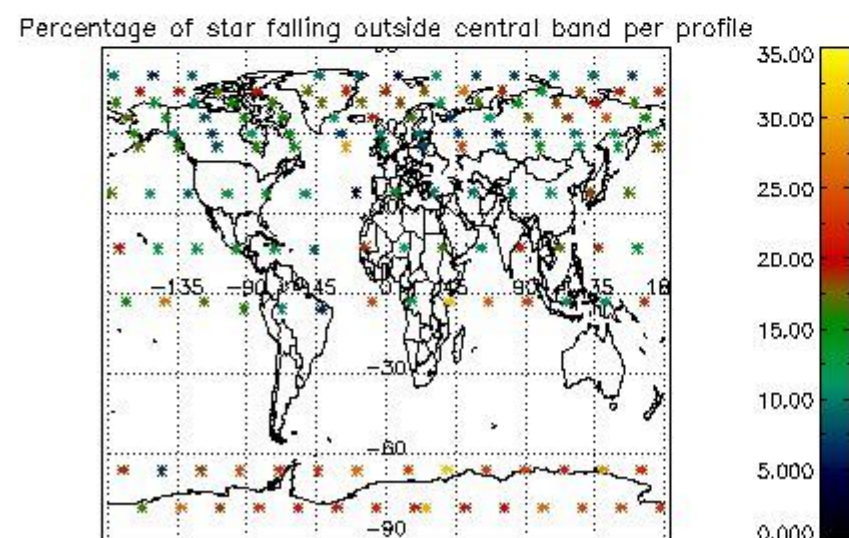
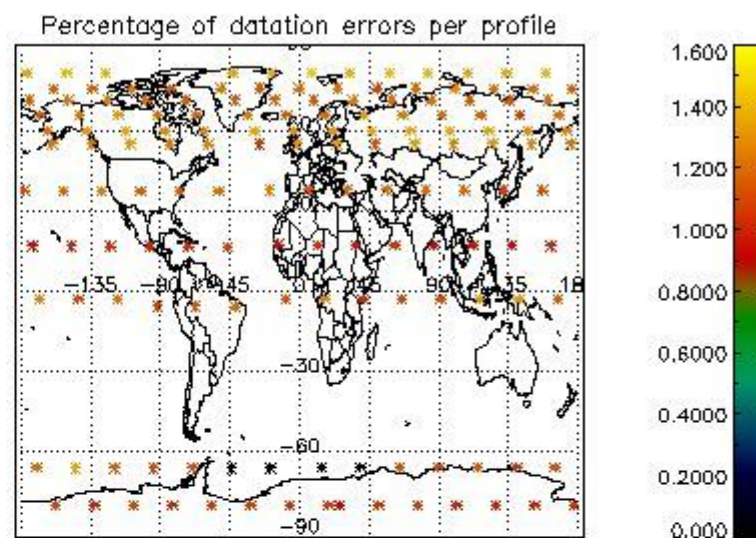
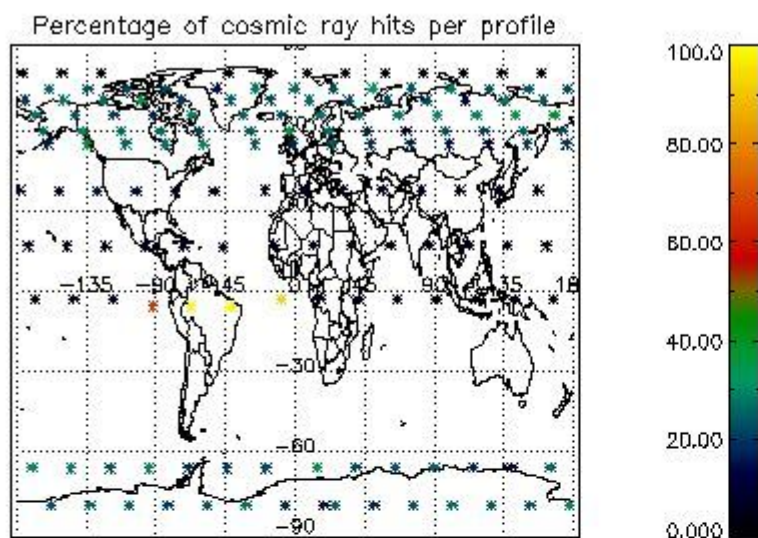


4.1.2 Plot level 1 quality information per product (time dependant): ENVI SAT DESCENDING passes

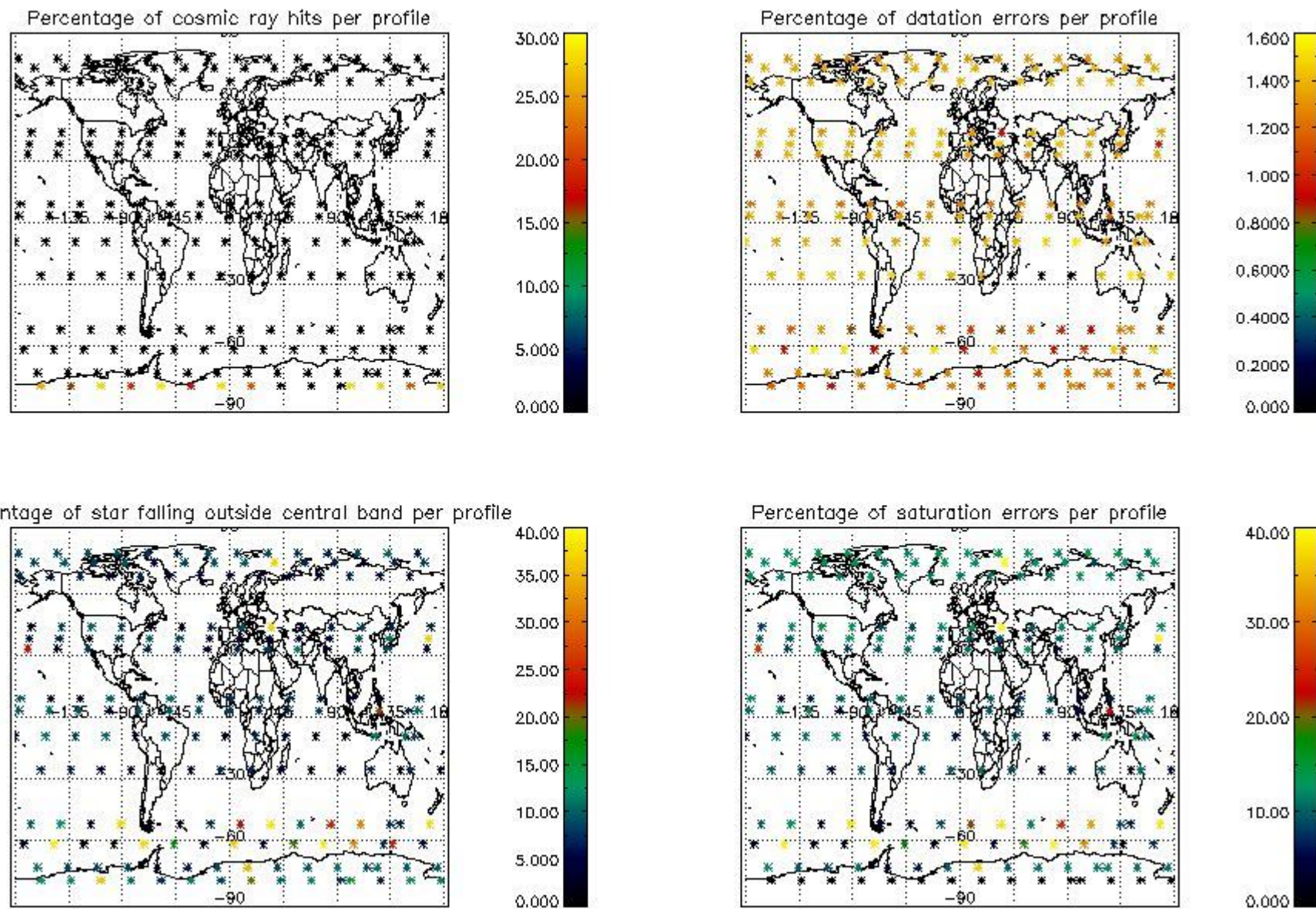


4.2 Plot quality information per product coming from level 1b processing (world map)

4.2.1 Plot level 1 quality information per product (world map): ENVISAT ASCENDING passes



4.2.2 Plot level 1 quality information per product (world map): ENVISAT DESCENDING passes



## 5. Trace gas profiles

### 5.1 Ozone statistics based on quality of products

The final quality of the products can be "measured" using the STD (Standard Deviation) attached to every point profile. This information is written to the parameter GOM\_NL\_\_2P/NL\_LOCAL\_SPECIES\_DENSITY/o3\_std of the level 2 products. The table below shows the statistics for given STD ranges.

The statistics are given with respect to the overall valid production:

- Products without fatal errors: GOM\_NL\_\_2P/MPH/PRODUCT\_ERR=0
- Valid point profile: GOM\_NL\_\_2P/NL\_LOCAL\_SPECIES\_DENSITY/pcd(0)=0

The 'Criteria' is applied to valid points of dark limb products:

- Products in dark limb illumination condition: GOM\_NL\_\_2P/NL\_SUMMARY\_QUALITY/obs\_ill\_cond=0
- Products without fatal errors: GOM\_NL\_\_2P/MPH/PRODUCT\_ERR=0
- Valid point profile: GOM\_NL\_\_2P/NL\_LOCAL\_SPECIES\_DENSITY/pcd(0)=0

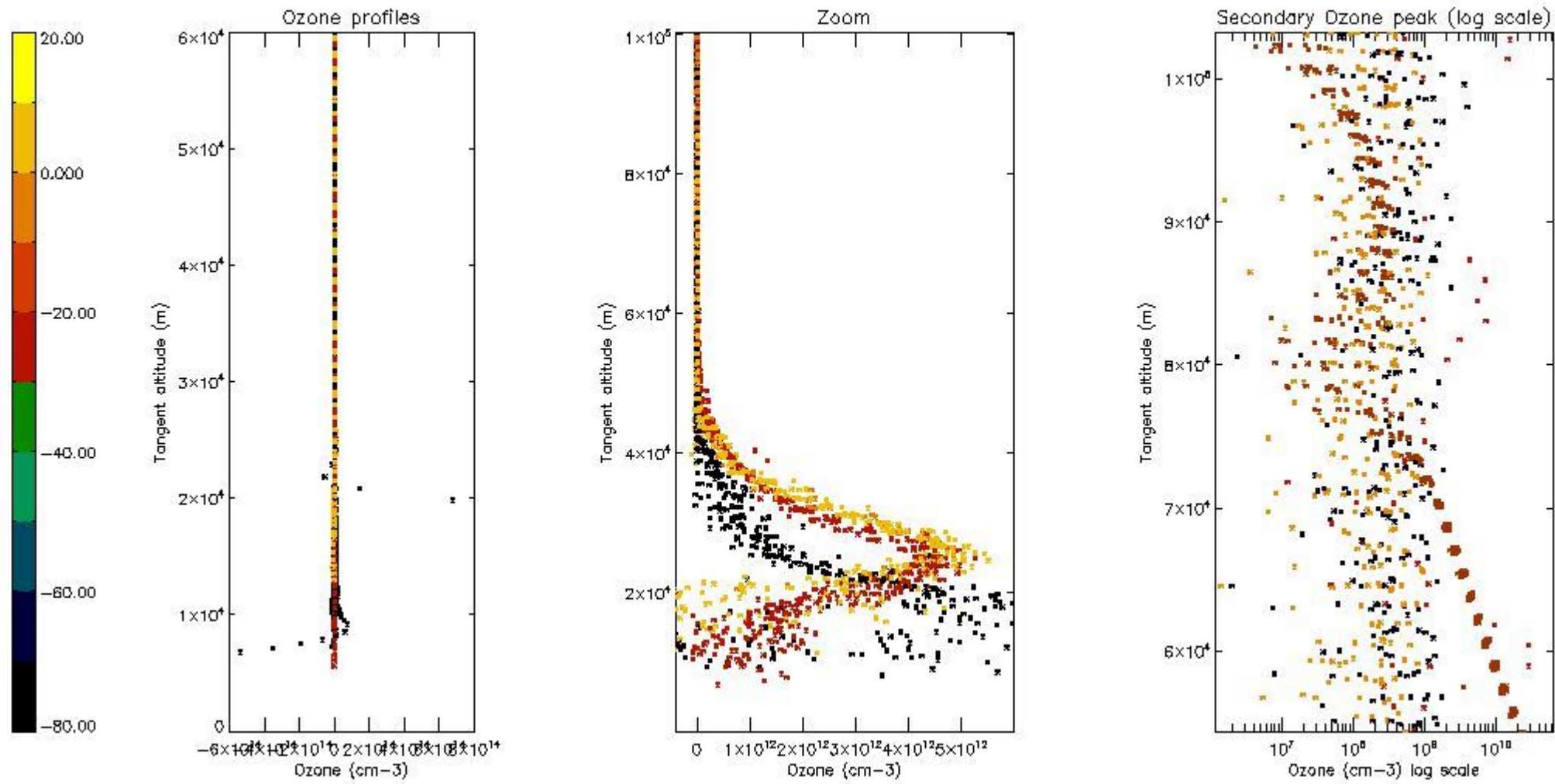
So, the table below shows the percentage of dark limb and valid observations for each criteria with respect to the overall valid daily observations.

Criteria	% of total production
All STD	14
STD < 20	5

STD < 10	3
STD < 5	2

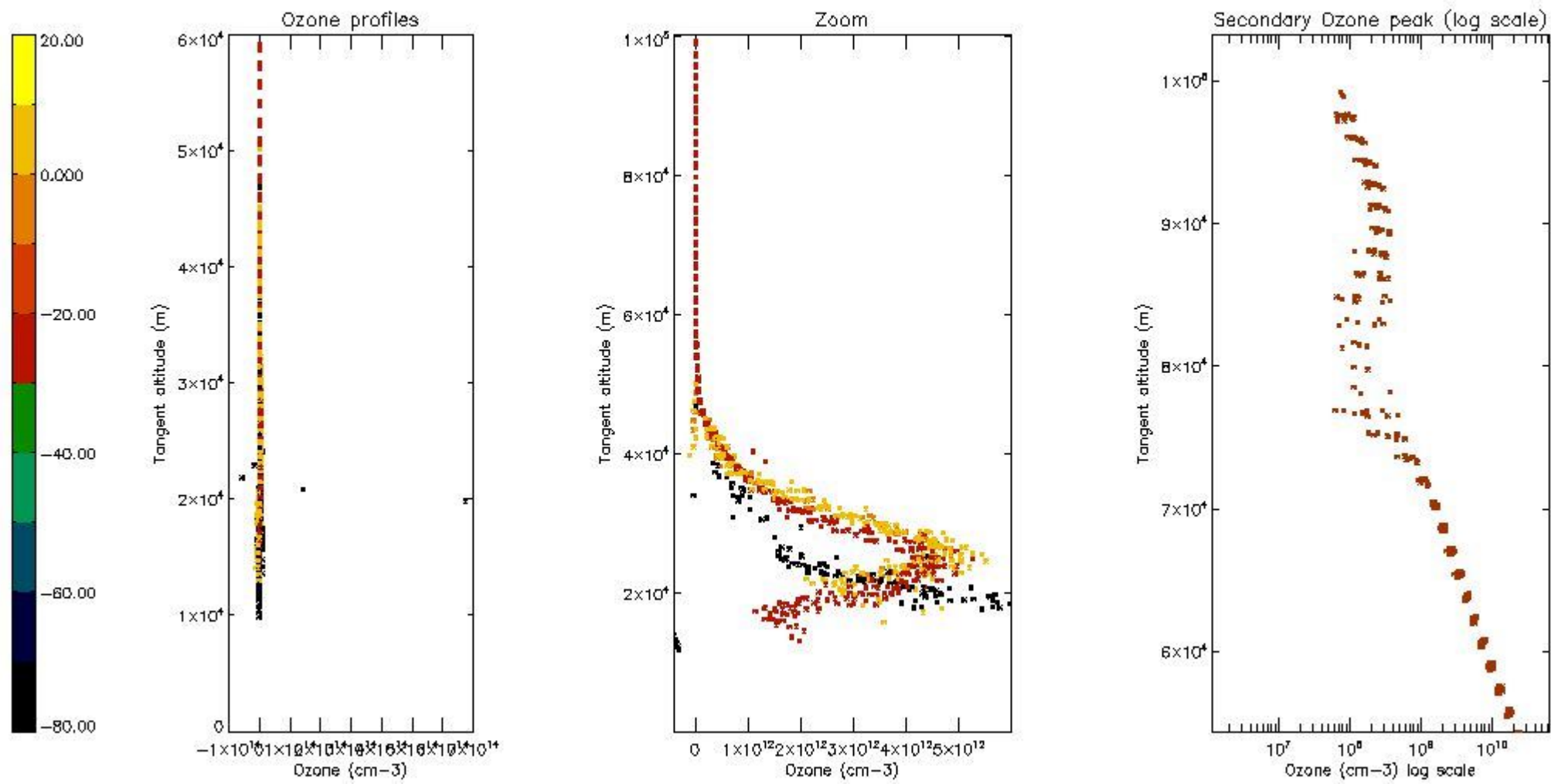
5.2 Plot ozone profiles for all STD (dark without errors)

The colorbar represents the latitude.



5.3 Plot ozone profiles where STD < 20% (dark without errors)

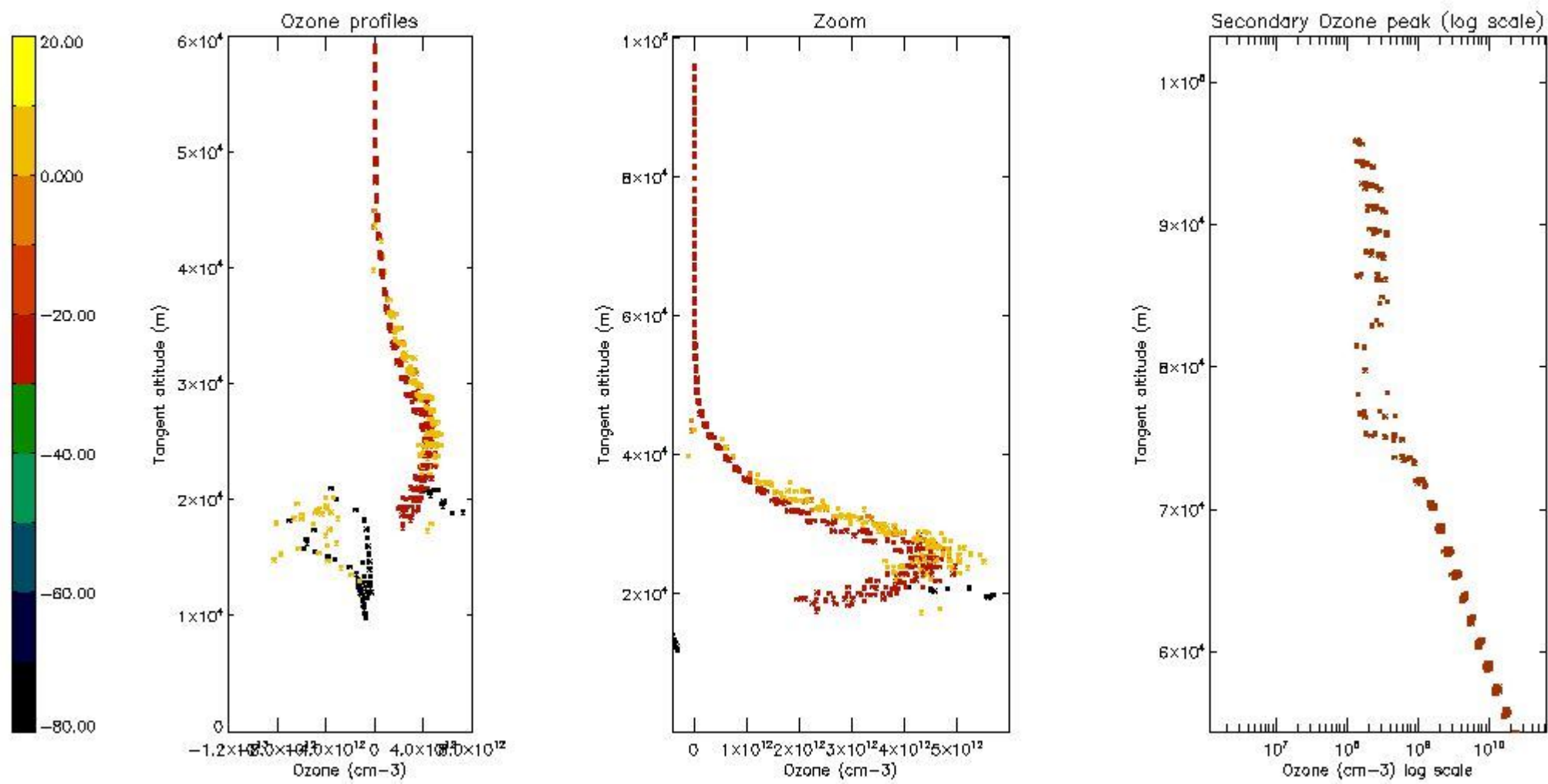
The colorbar represents the latitude.



5.4 Plot ozone profiles where  $STD < 10\%$  (dark without errors)

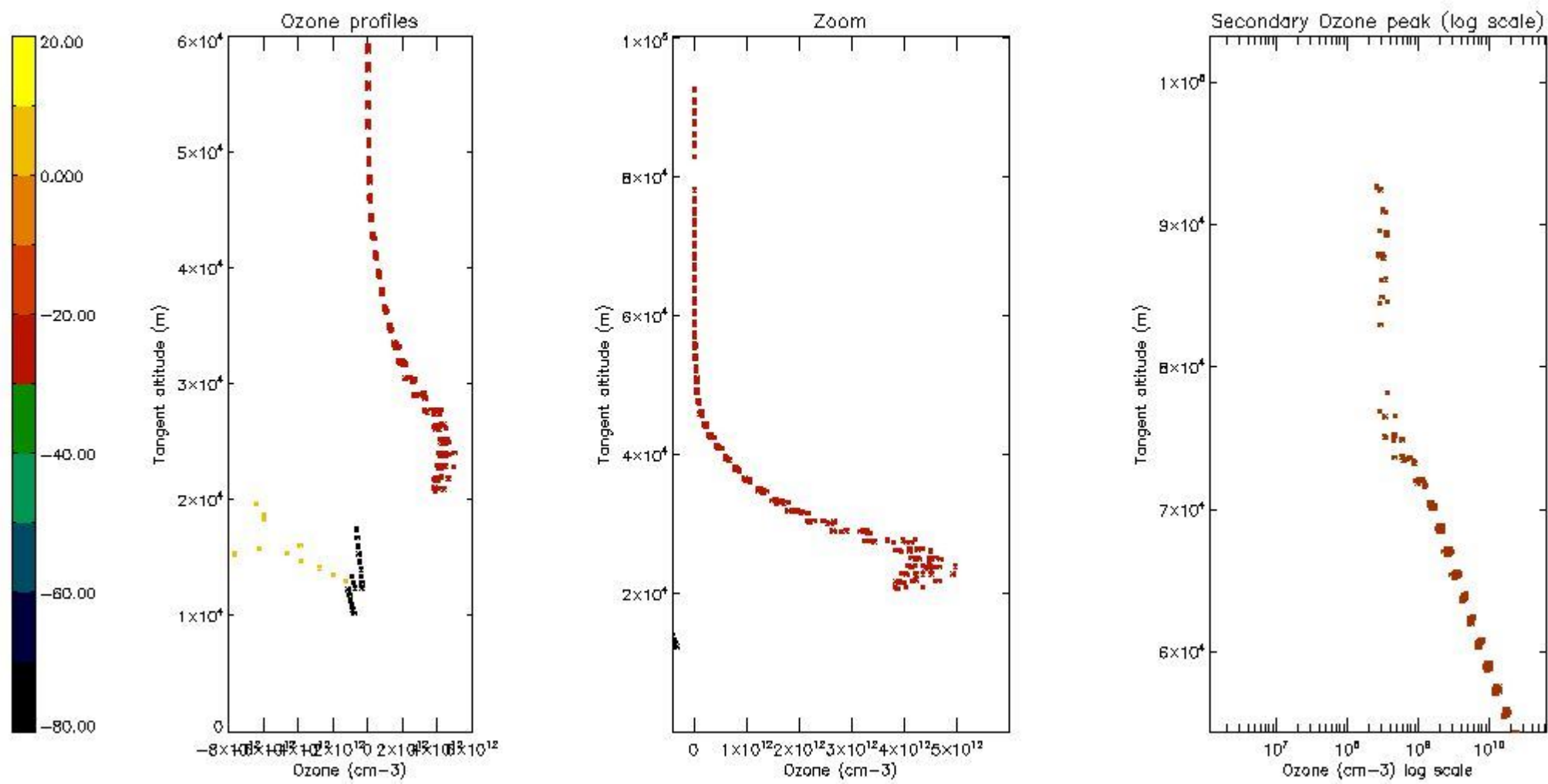
The colorbar represents the latitude.





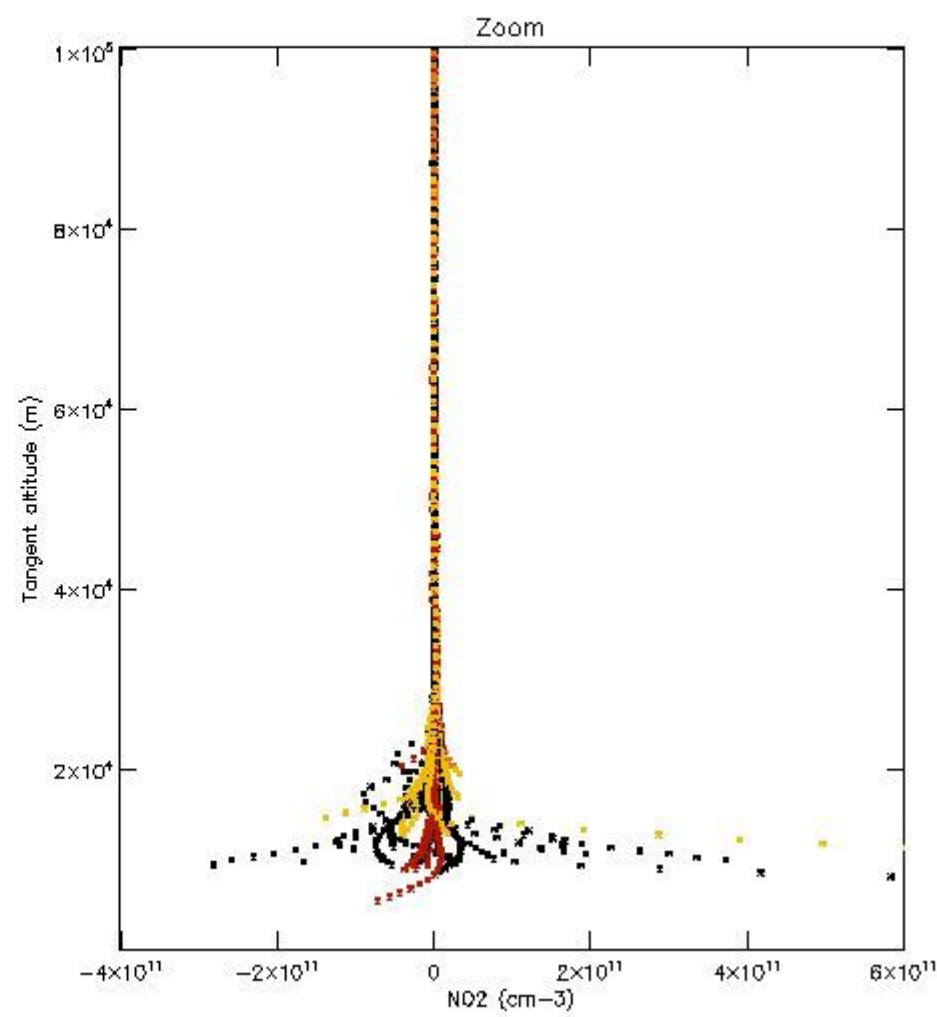
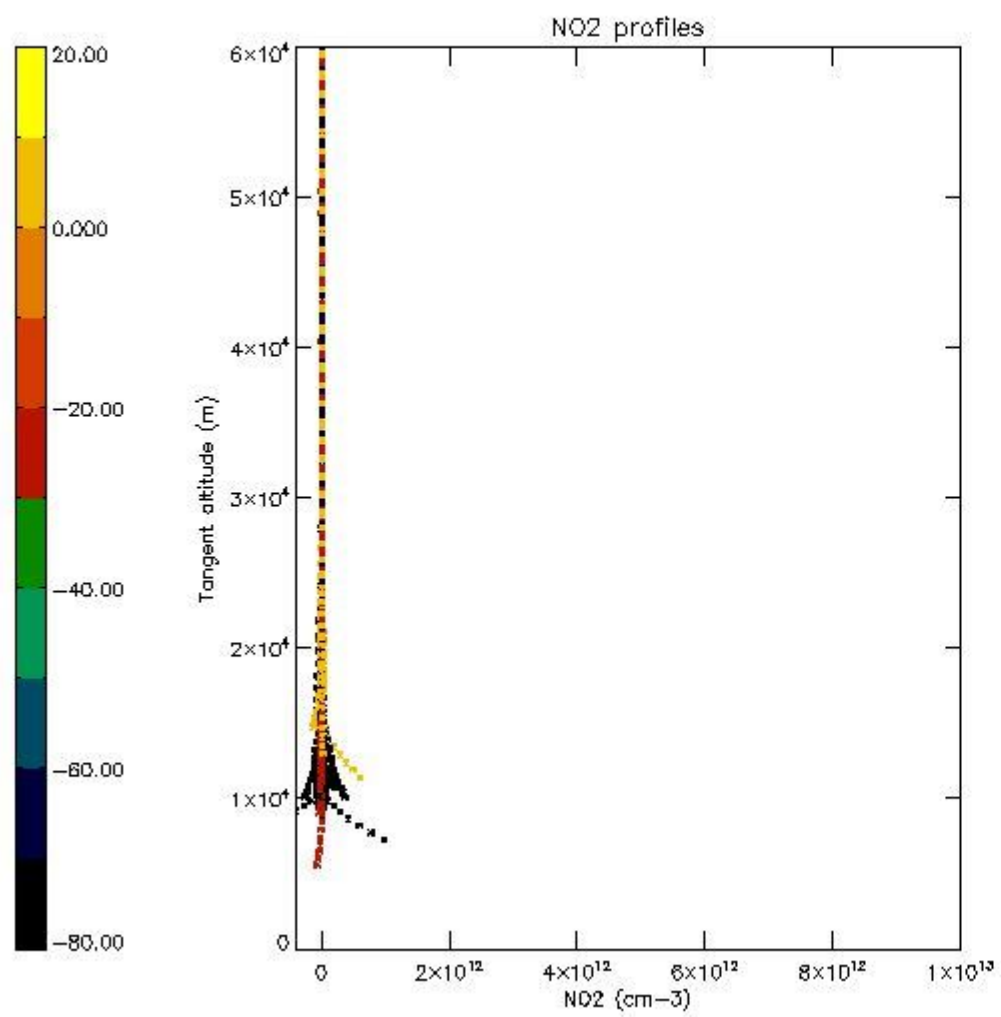
*5.5 Plot ozone profiles where STD < 5% (dark without errors)*

The colorbar represents the latitude.



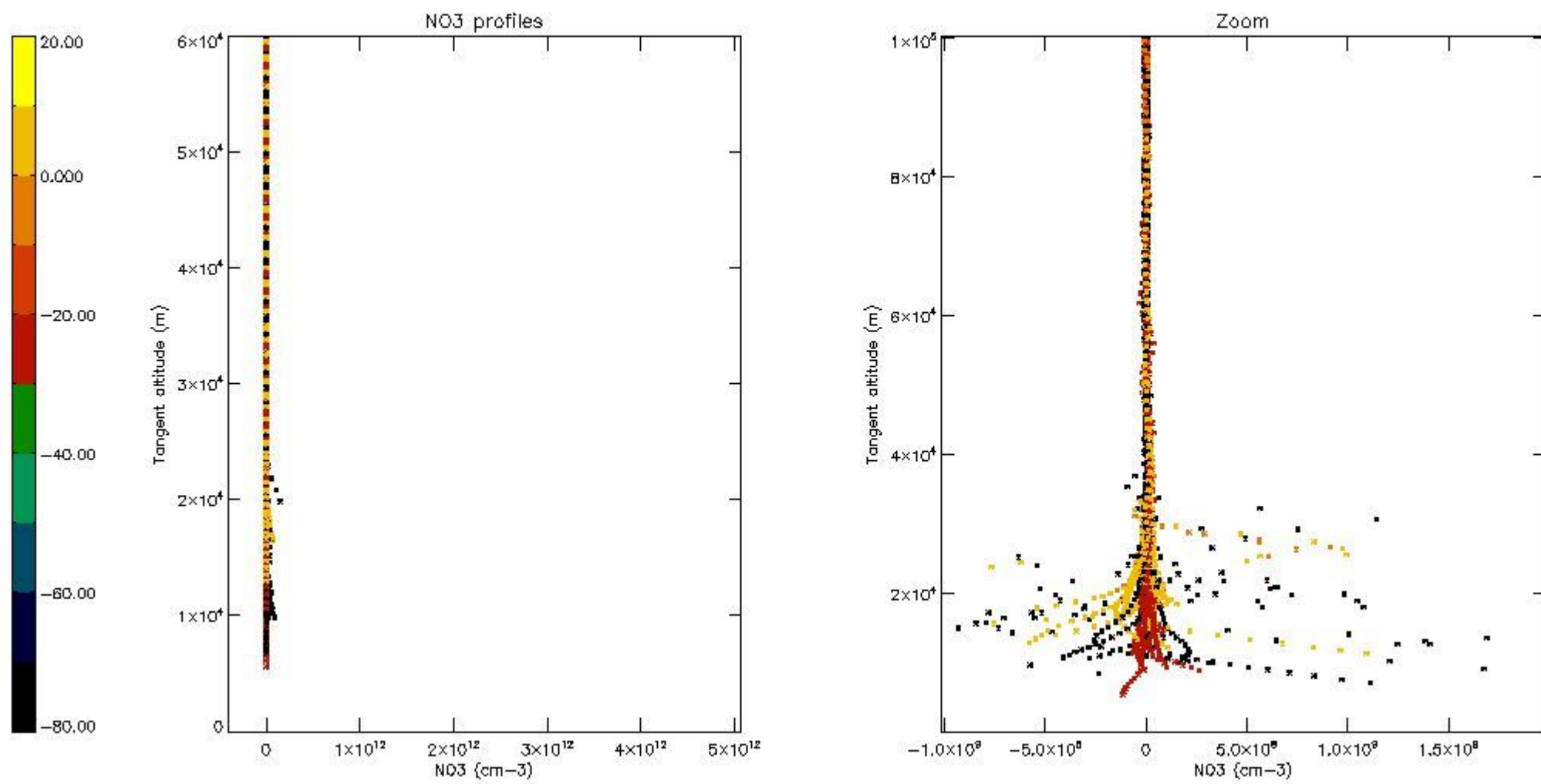
*5.6 Plot NO<sub>2</sub> profiles for all STD (dark without errors)*

The colorbar represents the latitude.



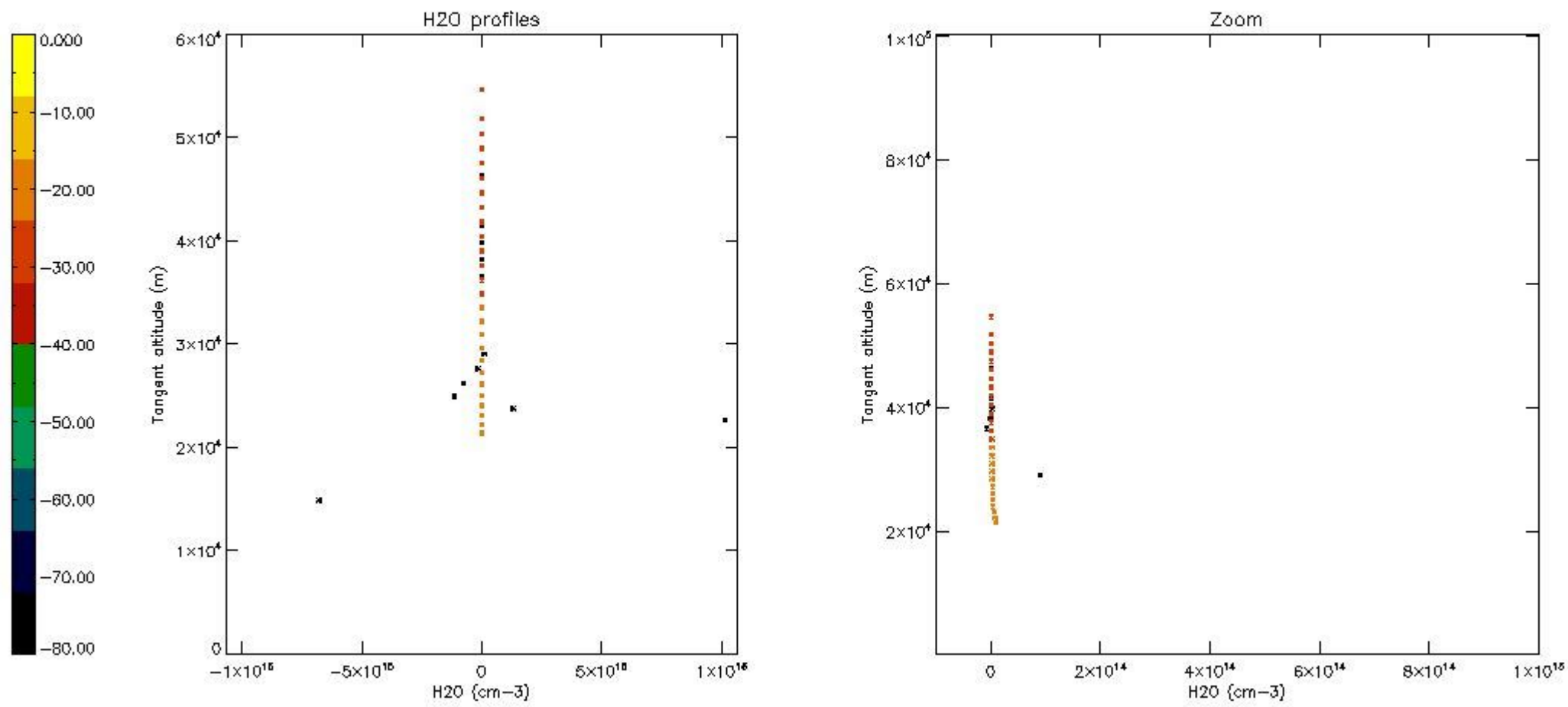
*5.7 Plot NO3 profiles for all STD (dark without errors)*

The colorbar represents the latitude.



5.8 Plot H2O profiles for all STD (only for occultations of stars 1,2,3,4,13,14,16,26,63 dark without errors)

The colorbar represents the latitude.



## 6. Auxiliary Data Files used for the production reported in section 2

The number reported in the third column indicates since which file (see list in section 2) the corresponding auxiliary file has been used. The fourth column is the date of those product files.

Type	Auxiliary Filename	Used since product	Used since product date
INST_PHYS_CHARACTERISTICS	GOM_INS_AXVIEC20091111_143220_20030716_120000_20500101_000000	1	16-JUN-2008 00:00:43
LEVEL-2_PROC_CONFIG	GOM_PR2_AXVIEC20091111_152718_20020301_000000_20500101_000000	1	16-JUN-2008 00:00:43
CROSS_SECTIONS_FILE	GOM_CRS_AXVIEC20091111_154832_20020301_000000_20500101_000000	1	16-JUN-2008 00:00:43

# GOMOS Level 2 Daily Report

## SUMMARY

### [1. General Info](#)

### [2. Summary of processed GOM\\_NL\\_2P products](#)

### [3. Level 2 Quality information per product](#)

#### [3.1 Plot of level 2 quality information per product \(time dependant\)](#)

#### [3.2 Plot of level 2 quality information per product \(world map\)](#)

### [4. Level 1 Quality information per product \(stored on level 2 products\)](#)

#### [4.1 Plot of level 1 quality information per product \(time dependant\)](#)

##### [4.1.1 Plot of level 1 quality information per product \(time dependant\): ASCENDING](#)

##### [4.1.2 Plot of level 1 quality information per product \(time dependant\): DESCENDING](#)

#### [4.2 Plot of level 1 quality information per product \(world map\)](#)

##### [4.2.1 Plot of level 1 quality information per product \(world map\): ASCENDING](#)

##### [4.2.2 Plot of level 1 quality information per product \(world map\): DESCENDING](#)

### [5. Ozone profiles based on quality statistics and other trace gas profiles](#)

#### [5.1 Ozone statistics based on quality of products](#)

#### [5.2 Plot ozone profiles for all STD \(dark without errors\)](#)

#### [5.3 Plot ozone profiles where STD < 20% \(dark without errors\)](#)

#### [5.4. Plot ozone profiles where STD < 10% \(dark without errors\)](#)

#### [5.5. Plot ozone profiles where STD < 5% \(dark without errors\)](#)

#### [5.6 Plot NO2 profiles for all STD \(dark without errors\)](#)

#### [5.7 Plot NO3 profiles for all STD \(dark without errors\)](#)

#### [5.8 Plot H2O profiles \(only for occultations of stars 1,2,3,4,13,14,16,26,63 dark without errors\) for all STD](#)

### [6. Auxiliary Data Files used for the production reported in section 2](#)

This report presents the daily analysis on parameters extracted from GOMOS level 2 data (GOM\_NL\_\_2P). It is intended to monitor some important parameters that will impact the quality of these products. A list of level 2 products (and content) that have arrived during the reporting day to the PCF is also given.

Item	Value
Time of report generation	25APR2013 16:16:03
Data source version	GOMOS/6.01
Start time of products	16-06-2008 (16JUN2008 00:00:00)
Stop time of products	17-06-2008 (17JUN2008 00:00:00)
Store outputs in DB	Yes
Nb of level 2 prods	356
Nb of prods with errors	0

## 2. Summary of processed GOM\_NL\_\_2P products.

Nr	Filename	UTC Start time	Limb	Duration	Star Id	Star Name	Star Mag	Star Temp	Nb Meas	Orbit	Prod. error
1	GOM_NL__2PRFIN20080616_000043_000000372069_00288_32907_8579.N1	16-JUN-2008 00:00:43	Bright	37.000	119	14Eta Dra	2.7270	4700.0	74	32907	No
2	GOM_NL__2PRFIN20080616_000412_000000382069_00288_32907_8580.N1	16-JUN-2008 00:04:12	Bright	37.500	60	7Bet UMi	2.0810	3950.0	75	32907	No
3	GOM_NL__2PRFIN20080616_000849_000000332069_00288_32907_8581.N1	16-JUN-2008 00:08:49	Bright	32.500	49	1Alp UMi	1.9900	6300.0	65	32907	No
4	GOM_NL__2PRFIN20080616_001618_000000412069_00288_32907_8582.N1	16-JUN-2008 00:16:18	Bright	40.500	76	27Gam Cas	2.3000	30000.	81	32907	No
5	GOM_NL__2PRFIN20080616_001905_000000352069_00288_32907_8583.N1	16-JUN-2008 00:19:05	Bright	34.500	160	23Gam Per	2.9300	4700.0	69	32907	No
6	GOM_NL__2PRFIN20080616_002232_000000402069_00288_32907_8584.N1	16-JUN-2008 00:22:32	Bright	40.000	73	57Gam1And	2.2600	13100.	80	32907	No
7	GOM_NL__2PRFIN20080616_002449_000000402069_00288_32907_8585.N1	16-JUN-2008 00:24:49	Bright	39.500	173	4Bet Tri	3.0040	8900.0	79	32907	No
8	GOM_NL__2PRFIN20080616_002824_000000482069_00288_32907_8586.N1	16-JUN-2008 00:28:24	Twilight	47.500	50	13Alp Ari	2.0070	4250.0	95	32907	No
9	GOM_NL__2PRFIN20080616_003310_000000462069_00288_32907_8587.N1	16-JUN-2008 00:33:10	Dark	46.000	94	92Alp Cet	2.5260	3100.0	92	32907	No
10	GOM_NL__2PRFIN20080616_005024_000000422069_00288_32907_8588.N1	16-JUN-2008 00:50:24	Dark	42.000	84	Alp Phe	2.3970	4500.0	84	32907	No
11	GOM_NL__2PRFIN20080616_005638_000000472069_00289_32908_8576.N1	16-JUN-2008 00:56:38	Dark	47.000	63	Bet Gru	2.1500	2800.0	94	32908	No
12	GOM_NL__2PRFIN20080616_010229_000000422069_00289_32908_8577.N1	16-JUN-2008 01:02:29	Straylight	42.000	45	Alp Pav	1.9400	26000.	84	32908	No
13	GOM_NL__2PRFIN20080616_010728_000000402069_00289_32908_8578.N1	16-JUN-2008 01:07:28	Straylight	40.000	141	Bet Ara	2.8400	4600.0	80	32908	No
14	GOM_NL__2PRFIN20080616_010851_000000402069_00289_32908_8579.N1	16-JUN-2008 01:08:51	Straylight	40.000	147	Alp Ara	2.8770	26000.	80	32908	No
15	GOM_NL__2PRFIN20080616_011036_000000422069_00289_32908_8580.N1	16-JUN-2008 01:10:36	Twilight	41.500	40	The Sco	1.8590	7100.0	83	32908	No
16	GOM_NL__2PRFIN20080616_011219_000000432069_00289_32908_8581.N1	16-JUN-2008 01:12:19	Twilight	43.000	25	35Lam Sco	1.6200	28000.	86	32908	No
17	GOM_NL__2PRFIN20080616_011345_000000442069_00289_32908_8582.N1	16-JUN-2008 01:13:45	Twilight	43.500	75	26Eps Sco	2.2910	4250.0	87	32908	No
18	GOM_NL__2PRFIN20080616_011631_000000362069_00289_32908_8583.N1	16-JUN-2008 01:16:31	Bright	36.000	156	20Sig Sco	2.9030	28000.	72	32908	No
19	GOM_NL__2PRFIN20080616_011853_000000392069_00289_32908_8584.N1	16-JUN-2008 01:18:53	Bright	39.000	86	35Eta Oph	2.4300	10200.	78	32908	No
20	GOM_NL__2PRFIN20080616_012037_000000372069_00289_32908_8585.N1	16-JUN-2008 01:20:37	Bright	37.000	98	13Zet Oph	2.5710	30000.	74	32908	No
21	GOM_NL__2PRFIN20080616_012243_000000362069_00289_32908_8586.N1	16-JUN-2008 01:22:43	Bright	35.500	120	1Del Oph	2.7340	3200.0	71	32908	No
22	GOM_NL__2PRFIN20080616_012955_000000372069_00289_32908_8587.N1	16-JUN-2008 01:29:55	Bright	37.000	127	27Bet Her	2.7810	4700.0	74	32908	No
23	GOM_NL__2PRFIN20080616_013128_000000372069_00289_32908_8588.N1	16-JUN-2008 01:31:28	Bright	37.000	67	5Alp CrB	2.2210	11000.	74	32908	No
24	GOM_NL__2PRFIN20080616_013256_000000382069_00289_32908_8589.N1	16-JUN-2008 01:32:56	Bright	38.000	133	40Zet Her	2.8070	6000.0	76	32908	No
25	GOM_NL__2PRFIN20080616_013944_000000382069_00289_32908_8590.N1	16-JUN-2008 01:39:44	Bright	38.000	130	23Bet Dra	2.7990	5800.0	76	32908	No
26	GOM_NL__2PRFIN20080616_014119_000000432069_00289_32908_8591.N1	16-JUN-2008 01:41:19	Bright	43.000	119	14Eta Dra	2.7270	4700.0	86	32908	No
27	GOM_NL__2PRFIN20080616_014448_000000382069_00289_32908_8592.N1	16-JUN-2008 01:44:48	Bright	37.500	60	7Bet UMi	2.0810	3950.0	75	32908	No
28	GOM_NL__2PRFIN20080616_014925_000000362069_00289_32908_8593.N1	16-JUN-2008 01:49:25	Bright	36.000	49	1Alp UMi	1.9900	6300.0	72	32908	No
29	GOM_NL__2PRFIN20080616_015653_000000552069_00289_32908_8594.N1	16-JUN-2008 01:56:53	Bright	55.000	76	27Gam Cas	2.3000	30000.	110	32908	No
30	GOM_NL__2PRFIN20080616_015941_000000472069_00289_32908_8595.N1	16-JUN-2008 01:59:41	Bright	47.000	160	23Gam Per	2.9300	4700.0	94	32908	No
31	GOM_NL__2PRFIN20080616_020308_000000412069_00289_32908_8596.N1	16-JUN-2008 02:03:08	Bright	41.000	73	57Gam1And	2.2600	13100.	82	32908	No
32	GOM_NL__2PRFIN20080616_020525_000000422069_00289_32908_8597.N1	16-JUN-2008 02:05:25	Bright	41.500	173	4Bet Tri	3.0040	8900.0	83	32908	No
33	GOM_NL__2PRFIN20080616_020901_000000482069_00289_32908_8598.N1	16-JUN-2008 02:09:01	Twilight	48.000	50	13Alp Ari	2.0070	4250.0	96	32908	No
34	GOM_NL__2PRFIN20080616_021347_000000432069_00289_32908_8599.N1	16-JUN-2008 02:13:47	Dark	43.000	94	92Alp Cet	2.5260	3100.0	86	32908	No
35	GOM_NL__2PRFIN20080616_023100_000000442069_00289_32908_8600.N1	16-JUN-2008 02:31:00	Dark	43.500	84	Alp Phe	2.3970	4500.0	87	32908	No
36	GOM_NL__2PRFIN20080616_023715_000000502069_00290_32909_8601.N1	16-JUN-2008 02:37:15	Dark	49.500	63	Bet Gru	2.1500	2800.0	99	32909	No
37	GOM_NL__2PRFIN20080616_024305_000000442069_00290_32909_8602.N1	16-JUN-2008 02:43:05	Straylight	43.500	45	Alp Pav	1.9400	26000.	87	32909	No
38	GOM_NL__2PRFIN20080616_024805_000000412069_00290_32909_8603.N1	16-JUN-2008 02:48:05	Straylight	40.500	141	Bet Ara	2.8400	4600.0	81	32909	No
39	GOM_NL__2PRFIN20080616_024927_000000392069_00290_32909_8604.N1	16-JUN-2008 02:49:27	Straylight	39.000	147	Alp Ara	2.8770	26000.	78	32909	No
40	GOM_NL__2PRFIN20080616_025112_000000422069_00290_32909_8605.N1	16-JUN-2008 02:51:12	Twilight	42.000	40	The Sco	1.8590	7100.0	84	32909	No
41	GOM_NL__2PRFIN20080616_025255_000000422069_00290_32909_8606.N1	16-JUN-2008 02:52:55	Twilight	42.000	25	35Lam Sco	1.6200	28000.	84	32909	No
42	GOM_NL__2PRFIN20080616_025421_000000412069_00290_32909_8607.N1	16-JUN-2008 02:54:21	Twilight	41.000	75	26Eps Sco	2.2910	4250.0	82	32909	No

43	GOM_NL__2PRFIN20080616_025707_000000362069_00290_32909_8608.N1	16-JUN-2008 02:57:07	Bright	35.500	156	20Sig Sco	2.9030	28000.	71	32909	No
44	GOM_NL__2PRFIN20080616_025929_000000382069_00290_32909_8609.N1	16-JUN-2008 02:59:29	Bright	38.000	86	35Eta Oph	2.4300	10200.	76	32909	No
45	GOM_NL__2PRFIN20080616_030113_000000372069_00290_32909_8610.N1	16-JUN-2008 03:01:13	Bright	36.500	98	13Zet Oph	2.5710	30000.	73	32909	No
46	GOM_NL__2PRFIN20080616_030319_000000362069_00290_32909_8611.N1	16-JUN-2008 03:03:19	Bright	35.500	120	1Del Oph	2.7340	3200.0	71	32909	No
47	GOM_NL__2PRFIN20080616_031031_000000372069_00290_32909_8612.N1	16-JUN-2008 03:10:31	Bright	37.000	127	27Bet Her	2.7810	4700.0	74	32909	No
48	GOM_NL__2PRFIN20080616_031204_000000362069_00290_32909_8613.N1	16-JUN-2008 03:12:04	Bright	36.000	67	5Alp CrB	2.2210	11000.	72	32909	No
49	GOM_NL__2PRFIN20080616_031332_000000392069_00290_32909_8614.N1	16-JUN-2008 03:13:32	Bright	38.500	133	40Zet Her	2.8070	6000.0	77	32909	No
50	GOM_NL__2PRFIN20080616_032019_000000392069_00290_32909_8615.N1	16-JUN-2008 03:20:19	Bright	39.000	130	23Bet Dra	2.7990	5800.0	78	32909	No
51	GOM_NL__2PRFIN20080616_032155_000000352069_00290_32909_8616.N1	16-JUN-2008 03:21:55	Bright	34.500	119	14Eta Dra	2.7270	4700.0	69	32909	No
52	GOM_NL__2PRFIN20080616_032524_000000332069_00290_32909_8617.N1	16-JUN-2008 03:25:24	Bright	32.500	60	7Bet UMi	2.0810	3950.0	65	32909	No
53	GOM_NL__2PRFIN20080616_033001_000000352069_00290_32909_8618.N1	16-JUN-2008 03:30:01	Bright	34.500	49	1Alp UMi	1.9900	6300.0	69	32909	No
54	GOM_NL__2PRFIN20080616_033729_000000502069_00290_32909_8619.N1	16-JUN-2008 03:37:29	Bright	50.000	76	27Gam Cas	2.3000	30000.	100	32909	No
55	GOM_NL__2PRFIN20080616_034017_000000532069_00290_32909_8620.N1	16-JUN-2008 03:40:17	Bright	53.000	160	23Gam Per	2.9300	4700.0	106	32909	No
56	GOM_NL__2PRFIN20080616_034344_000000412069_00290_32909_8621.N1	16-JUN-2008 03:43:44	Bright	40.500	73	57Gam1And	2.2600	13100.	81	32909	No
57	GOM_NL__2PRFIN20080616_034601_000000412069_00290_32909_8622.N1	16-JUN-2008 03:46:01	Bright	40.500	173	4Bet Tri	3.0040	8900.0	81	32909	No
58	GOM_NL__2PRFIN20080616_034937_000000482069_00290_32909_8623.N1	16-JUN-2008 03:49:37	Twilight	47.500	50	13Alp Ari	2.0070	4250.0	95	32909	No
59	GOM_NL__2PRFIN20080616_035423_000000452069_00290_32909_8624.N1	16-JUN-2008 03:54:23	Dark	44.500	94	92Alp Cet	2.5260	3100.0	89	32909	No
60	GOM_NL__2PRFIN20080616_041137_000000472069_00290_32909_8625.N1	16-JUN-2008 04:11:37	Dark	46.500	84	Alp Phe	2.3970	4500.0	93	32909	No
61	GOM_NL__2PRFIN20080616_041752_000000502069_00291_32910_8615.N1	16-JUN-2008 04:17:52	Dark	50.000	63	Bet Gru	2.1500	2800.0	100	32910	No
62	GOM_NL__2PRFIN20080616_042342_000000442069_00291_32910_8616.N1	16-JUN-2008 04:23:42	Straylight	43.500	45	Alp Pav	1.9400	26000.	87	32910	No
63	GOM_NL__2PRFIN20080616_042841_000000382069_00291_32910_8617.N1	16-JUN-2008 04:28:41	Straylight	37.500	141	Bet Ara	2.8400	4600.0	75	32910	No
64	GOM_NL__2PRFIN20080616_043003_000000372069_00291_32910_8618.N1	16-JUN-2008 04:30:03	Straylight	37.000	147	Alp Ara	2.8770	26000.	74	32910	No
65	GOM_NL__2PRFIN20080616_043148_000000382069_00291_32910_8619.N1	16-JUN-2008 04:31:48	Twi_and_stray	38.000	40	The Sco	1.8590	7100.0	76	32910	No
66	GOM_NL__2PRFIN20080616_043331_000000402069_00291_32910_8620.N1	16-JUN-2008 04:33:31	Twi_and_stray	39.500	25	35Lam Sco	1.6200	28000.	79	32910	No
67	GOM_NL__2PRFIN20080616_043457_000000432069_00291_32910_8621.N1	16-JUN-2008 04:34:57	Twi_and_stray	43.000	75	26Eps Sco	2.2910	4250.0	86	32910	No
68	GOM_NL__2PRFIN20080616_043743_000000372069_00291_32910_8622.N1	16-JUN-2008 04:37:43	Bright	37.000	156	20Sig Sco	2.9030	28000.	74	32910	No
69	GOM_NL__2PRFIN20080616_044005_000000392069_00291_32910_8623.N1	16-JUN-2008 04:40:05	Bright	39.000	86	35Eta Oph	2.4300	10200.	78	32910	No
70	GOM_NL__2PRFIN20080616_044149_000000352069_00291_32910_8624.N1	16-JUN-2008 04:41:49	Bright	35.000	98	13Zet Oph	2.5710	30000.	70	32910	No
71	GOM_NL__2PRFIN20080616_044355_000000362069_00291_32910_8625.N1	16-JUN-2008 04:43:55	Bright	36.000	120	1Del Oph	2.7340	3200.0	72	32910	No
72	GOM_NL__2PRFIN20080616_045107_000000372069_00291_32910_8626.N1	16-JUN-2008 04:51:07	Bright	37.000	127	27Bet Her	2.7810	4700.0	74	32910	No
73	GOM_NL__2PRFIN20080616_045240_000000352069_00291_32910_8627.N1	16-JUN-2008 04:52:40	Bright	35.000	67	5Alp CrB	2.2210	11000.	70	32910	No
74	GOM_NL__2PRFIN20080616_045408_000000362069_00291_32910_8628.N1	16-JUN-2008 04:54:08	Bright	36.000	133	40Zet Her	2.8070	6000.0	72	32910	No
75	GOM_NL__2PRFIN20080616_050055_000000402069_00291_32910_8629.N1	16-JUN-2008 05:00:55	Bright	40.000	130	23Bet Dra	2.7990	5800.0	80	32910	No
76	GOM_NL__2PRFIN20080616_050231_000000372069_00291_32910_8630.N1	16-JUN-2008 05:02:31	Bright	37.000	119	14Eta Dra	2.7270	4700.0	74	32910	No
77	GOM_NL__2PRFIN20080616_050600_000000342069_00291_32910_8631.N1	16-JUN-2008 05:06:00	Bright	34.000	60	7Bet UMi	2.0810	3950.0	68	32910	No
78	GOM_NL__2PRFIN20080616_051037_000000332069_00291_32910_8632.N1	16-JUN-2008 05:10:37	Bright	32.500	49	1Alp UMi	1.9900	6300.0	65	32910	No
79	GOM_NL__2PRFIN20080616_051805_000000422069_00291_32910_8633.N1	16-JUN-2008 05:18:05	Bright	42.000	76	27Gam Cas	2.3000	30000.	84	32910	No
80	GOM_NL__2PRFIN20080616_052053_000000402069_00291_32910_8634.N1	16-JUN-2008 05:20:53	Bright	40.000	160	23Gam Per	2.9300	4700.0	80	32910	No
81	GOM_NL__2PRFIN20080616_052420_000000402069_00291_32910_8635.N1	16-JUN-2008 05:24:20	Bright	40.000	73	57Gam1And	2.2600	13100.	80	32910	No
82	GOM_NL__2PRFIN20080616_052637_000000452069_00291_32910_8636.N1	16-JUN-2008 05:26:37	Bright	45.000	173	4Bet Tri	3.0040	8900.0	90	32910	No
83	GOM_NL__2PRFIN20080616_053013_000000482069_00291_32910_8637.N1	16-JUN-2008 05:30:13	Twilight	47.500	50	13Alp Ari	2.0070	4250.0	95	32910	No
84	GOM_NL__2PRFIN20080616_053459_000000462069_00291_32910_8638.N1	16-JUN-2008 05:34:59	Dark	45.500	94	92Alp Cet	2.5260	3100.0	91	32910	No
85	GOM_NL__2PRFIN20080616_055254_000000422069_00291_32910_8639.N1	16-JUN-2008 05:52:54	Dark	41.500	9	Alp Eri	0.45300	24000.	83	32910	No
86	GOM_NL__2PRFIN20080616_055829_000000492069_00292_32911_8628.N1	16-JUN-2008 05:58:29	Dark	49.000	63	Bet Gru	2.1500	2800.0	98	32911	No
87	GOM_NL__2PRFIN20080616_060418_000000412069_00292_32911_8629.N1	16-JUN-2008 06:04:18	Straylight	40.500	45	Alp Pav	1.9400	26000.	81	32911	No
88	GOM_NL__2PRFIN20080616_060917_000000412069_00292_32911_8630.N1	16-JUN-2008 06:09:17	Straylight	40.500	141	Bet Ara	2.8400	4600.0	81	32911	No
89	GOM_NL__2PRFIN20080616_061040_000000382069_00292_32911_8631.N1	16-JUN-2008 06:10:40	Straylight	38.000	147	Alp Ara	2.8770	26000.	76	32911	No
90	GOM_NL__2PRFIN20080616_061225_000000412069_00292_32911_8632.N1	16-JUN-2008 06:12:25	Twi_and_stray	41.000	40	The Sco	1.8590	7100.0	82	32911	No
91	GOM_NL__2PRFIN20080616_061407_000000422069_00292_32911_8633.N1	16-JUN-2008 06:14:07	Twi_and_stray	41.500	25	35Lam Sco	1.6200	28000.	83	32911	No
92	GOM_NL__2PRFIN20080616_061534_000000432069_00292_32911_8634.N1	16-JUN-2008 06:15:34	Twi_and_stray	43.000	75	26Eps Sco	2.2910	4250.0	86	32911	No
93	GOM_NL__2PRFIN20080616_061820_000000362069_00292_32911_8635.N1	16-JUN-2008 06:18:20	Bright	35.500	156	20Sig Sco	2.9030	28000.	71	32911	No
94	GOM_NL__2PRFIN20080616_062041_000000392069_00292_32911_8636.N1	16-JUN-2008 06:20:41	Bright	39.000	86	35Eta Oph	2.4300	10200.	78	32911	No
95	GOM_NL__2PRFIN20080616_062225_000000372069_00292_32911_8637.N1	16-JUN-2008 06:22:25	Bright	36.500	98	13Zet Oph	2.5710	30000.	73	32911	No
96	GOM_NL__2PRFIN20080616_062431_000000362069_00292_32911_8638.N1	16-JUN-2008 06:24:31	Bright	35.500	120	1Del Oph	2.7340	3200.0	71	32911	No
97	GOM_NL__2PRFIN20080616_063142_000000362069_00292_32911_8639.N1	16-JUN-2008 06:31:42	Bright	36.000	127	27Bet Her	2.7810	4700.0	72	32911	No
98	GOM_NL__2PRFIN20080616_063316_000000352069_00292_32911_8640.N1	16-JUN-2008 06:33:16	Bright	35.000	67	5Alp CrB	2.2210	11000.	70	32911	No
99	GOM_NL__2PRFIN20080616_063444_000000402069_00292_32911_8641.N1	16-JUN-2008 06:34:44	Bright	39.500	133	40Zet Her	2.8070	6000.0	79	32911	No
100	GOM_NL__2PRFIN20080616_064130_000000402069_00292_32911_8642.N1	16-JUN-2008 06:41:30	Bright	39.500	130	23Bet Dra	2.7990	5800.0	79	32911	No
101	GOM_NL__2PRFIN20080616_064306_000000372069_00292_32911_8643.N1	16-JUN-2008 06:43:06	Bright	36.500	119	14Eta Dra	2.7270	4700.0	73	32911	No



102	GOM_NL__2PRFIN20080616_064636_000000362069_00292_32911_8644.N1	16-JUN-2008 06:46:36	Bright	36.000	60	7Bet UMi	2.0810	3950.0	72	32911	No
103	GOM_NL__2PRFIN20080616_065113_000000352069_00292_32911_8645.N1	16-JUN-2008 06:51:13	Bright	35.000	49	1Alp UMi	1.9900	6300.0	70	32911	No
104	GOM_NL__2PRFIN20080616_065841_000000602069_00292_32911_8646.N1	16-JUN-2008 06:58:41	Bright	60.000	76	27Gam Cas	2.3000	30000.	120	32911	No
105	GOM_NL__2PRFIN20080616_070129_000000342069_00292_32911_8647.N1	16-JUN-2008 07:01:29	Bright	34.000	160	23Gam Per	2.9300	4700.0	68	32911	No
106	GOM_NL__2PRFIN20080616_070456_000000572069_00292_32911_8648.N1	16-JUN-2008 07:04:56	Bright	57.000	73	57Gam1And	2.2600	13100.	114	32911	No
107	GOM_NL__2PRFIN20080616_070713_000000412069_00292_32911_8649.N1	16-JUN-2008 07:07:13	Bright	40.500	173	4Bet Tri	3.0040	8900.0	81	32911	No
108	GOM_NL__2PRFIN20080616_071049_000000492069_00292_32911_8650.N1	16-JUN-2008 07:10:49	Twilight	49.000	50	13Alp Ari	2.0070	4250.0	98	32911	No
109	GOM_NL__2PRFIN20080616_071535_000000432069_00292_32911_8651.N1	16-JUN-2008 07:15:35	Dark	43.000	94	92Alp Cet	2.5260	3100.0	86	32911	No
110	GOM_NL__2PRFIN20080616_073331_000000462069_00292_32911_8652.N1	16-JUN-2008 07:33:31	Dark	46.000	9	Alp Eri	0.45300	24000.	92	32911	No
111	GOM_NL__2PRFIN20080616_073906_000000502069_00293_32912_8642.N1	16-JUN-2008 07:39:06	Dark	49.500	63	Bet Gru	2.1500	2800.0	99	32912	No
112	GOM_NL__2PRFIN20080616_074455_000000432069_00293_32912_8643.N1	16-JUN-2008 07:44:55	Straylight	42.500	45	Alp Pav	1.9400	26000.	85	32912	No
113	GOM_NL__2PRFIN20080616_074953_000000412069_00293_32912_8644.N1	16-JUN-2008 07:49:53	Straylight	41.000	141	Bet Ara	2.8400	4600.0	82	32912	No
114	GOM_NL__2PRFIN20080616_075116_000000412069_00293_32912_8645.N1	16-JUN-2008 07:51:16	Straylight	41.000	147	Alp Ara	2.8770	26000.	82	32912	No
115	GOM_NL__2PRFIN20080616_075301_000000432069_00293_32912_8646.N1	16-JUN-2008 07:53:01	Tw_i_and_stray	43.000	40	The Sco	1.8590	7100.0	86	32912	No
116	GOM_NL__2PRFIN20080616_075444_000000432069_00293_32912_8647.N1	16-JUN-2008 07:54:44	Tw_i_and_stray	43.000	25	35Lam Sco	1.6200	28000.	86	32912	No
117	GOM_NL__2PRFIN20080616_075610_000000442069_00293_32912_8648.N1	16-JUN-2008 07:56:10	Tw_i_and_stray	43.500	75	26Eps Sco	2.2910	4250.0	87	32912	No
118	GOM_NL__2PRFIN20080616_075856_000000372069_00293_32912_8649.N1	16-JUN-2008 07:58:56	Bright	36.500	156	20Sig Sco	2.9030	28000.	73	32912	No
119	GOM_NL__2PRFIN20080616_080117_000000382069_00293_32912_8650.N1	16-JUN-2008 08:01:17	Bright	38.000	86	35Eta Oph	2.4300	10200.	76	32912	No
120	GOM_NL__2PRFIN20080616_080301_000000372069_00293_32912_8651.N1	16-JUN-2008 08:03:01	Bright	36.500	98	13Zet Oph	2.5710	30000.	73	32912	No
121	GOM_NL__2PRFIN20080616_080507_000000362069_00293_32912_8652.N1	16-JUN-2008 08:05:07	Bright	35.500	120	1Del Oph	2.7340	3200.0	71	32912	No
122	GOM_NL__2PRFIN20080616_081218_000000542069_00293_32912_8653.N1	16-JUN-2008 08:12:18	Bright	54.000	127	27Bet Her	2.7810	4700.0	108	32912	No
123	GOM_NL__2PRFIN20080616_081352_000000342069_00293_32912_8654.N1	16-JUN-2008 08:13:52	Bright	34.000	67	5Alp CrB	2.2210	11000.	68	32912	No
124	GOM_NL__2PRFIN20080616_081519_000000382069_00293_32912_8655.N1	16-JUN-2008 08:15:19	Bright	38.000	133	40Zet Her	2.8070	6000.0	76	32912	No
125	GOM_NL__2PRFIN20080616_082206_000000412069_00293_32912_8656.N1	16-JUN-2008 08:22:06	Bright	41.000	130	23Bet Dra	2.7990	5800.0	82	32912	No
126	GOM_NL__2PRFIN20080616_082342_000000372069_00293_32912_8657.N1	16-JUN-2008 08:23:42	Bright	37.000	119	14Eta Dra	2.7270	4700.0	74	32912	No
127	GOM_NL__2PRFIN20080616_082712_000000362069_00293_32912_8658.N1	16-JUN-2008 08:27:12	Bright	36.000	60	7Bet UMi	2.0810	3950.0	72	32912	No
128	GOM_NL__2PRFIN20080616_083149_000000372069_00293_32912_8659.N1	16-JUN-2008 08:31:49	Bright	36.500	49	1Alp UMi	1.9900	6300.0	73	32912	No
129	GOM_NL__2PRFIN20080616_083916_000000482069_00293_32912_8660.N1	16-JUN-2008 08:39:16	Bright	47.500	76	27Gam Cas	2.3000	30000.	95	32912	No
130	GOM_NL__2PRFIN20080616_084205_000000532069_00293_32912_8661.N1	16-JUN-2008 08:42:05	Bright	53.000	160	23Gam Per	2.9300	4700.0	106	32912	No
131	GOM_NL__2PRFIN20080616_084532_000000402069_00293_32912_8662.N1	16-JUN-2008 08:45:32	Bright	40.000	73	57Gam1And	2.2600	13100.	80	32912	No
132	GOM_NL__2PRFIN20080616_084749_000000422069_00293_32912_8663.N1	16-JUN-2008 08:47:49	Bright	42.000	173	4Bet Tri	3.0040	8900.0	84	32912	No
133	GOM_NL__2PRFIN20080616_085125_000000462069_00293_32912_8664.N1	16-JUN-2008 08:51:25	Twilight	46.000	50	13Alp Ari	2.0070	4250.0	92	32912	No
134	GOM_NL__2PRFIN20080616_085611_000000372069_00293_32912_8665.N1	16-JUN-2008 08:56:11	Dark	37.000	94	92Alp Cet	2.5260	3100.0	74	32912	No
135	GOM_NL__2PRFIN20080616_091407_000000402069_00293_32912_8666.N1	16-JUN-2008 09:14:07	Dark	39.500	9	Alp Eri	0.45300	24000.	79	32912	No
136	GOM_NL__2PRFIN20080616_091943_000000542069_00294_32913_8652.N1	16-JUN-2008 09:19:43	Dark	53.500	63	Bet Gru	2.1500	2800.0	107	32913	No
137	GOM_NL__2PRFIN20080616_092531_000000452069_00294_32913_8653.N1	16-JUN-2008 09:25:31	Straylight	45.000	45	Alp Pav	1.9400	26000.	90	32913	No
138	GOM_NL__2PRFIN20080616_093030_000000422069_00294_32913_8654.N1	16-JUN-2008 09:30:30	Straylight	41.500	141	Bet Ara	2.8400	4600.0	83	32913	No
139	GOM_NL__2PRFIN20080616_093152_000000402069_00294_32913_8655.N1	16-JUN-2008 09:31:52	Straylight	39.500	147	Alp Ara	2.8770	26000.	79	32913	No
140	GOM_NL__2PRFIN20080616_093337_000000422069_00294_32913_8656.N1	16-JUN-2008 09:33:37	Tw_i_and_stray	41.500	40	The Sco	1.8590	7100.0	83	32913	No
141	GOM_NL__2PRFIN20080616_093520_000000422069_00294_32913_8657.N1	16-JUN-2008 09:35:20	Tw_i_and_stray	42.000	25	35Lam Sco	1.6200	28000.	84	32913	No
142	GOM_NL__2PRFIN20080616_093646_000000422069_00294_32913_8658.N1	16-JUN-2008 09:36:46	Tw_i_and_stray	42.000	75	26Eps Sco	2.2910	4250.0	84	32913	No
143	GOM_NL__2PRFIN20080616_093932_000000372069_00294_32913_8659.N1	16-JUN-2008 09:39:32	Bright	37.000	156	20Sig Sco	2.9030	28000.	74	32913	No
144	GOM_NL__2PRFIN20080616_094153_000000392069_00294_32913_8660.N1	16-JUN-2008 09:41:53	Bright	38.500	86	35Eta Oph	2.4300	10200.	77	32913	No
145	GOM_NL__2PRFIN20080616_094337_000000532069_00294_32913_8661.N1	16-JUN-2008 09:43:37	Bright	52.500	98	13Zet Oph	2.5710	30000.	105	32913	No
146	GOM_NL__2PRFIN20080616_094543_000000362069_00294_32913_8662.N1	16-JUN-2008 09:45:43	Bright	35.500	120	1Del Oph	2.7340	3200.0	71	32913	No
147	GOM_NL__2PRFIN20080616_095254_000000382069_00294_32913_8663.N1	16-JUN-2008 09:52:54	Bright	38.000	127	27Bet Her	2.7810	4700.0	76	32913	No
148	GOM_NL__2PRFIN20080616_095428_000000352069_00294_32913_8664.N1	16-JUN-2008 09:54:28	Bright	35.000	67	5Alp CrB	2.2210	11000.	70	32913	No
149	GOM_NL__2PRFIN20080616_095555_000000382069_00294_32913_8665.N1	16-JUN-2008 09:55:55	Bright	37.500	133	40Zet Her	2.8070	6000.0	75	32913	No
150	GOM_NL__2PRFIN20080616_100241_000000402069_00294_32913_8666.N1	16-JUN-2008 10:02:41	Bright	40.000	130	23Bet Dra	2.7990	5800.0	80	32913	No
151	GOM_NL__2PRFIN20080616_100418_000000372069_00294_32913_8667.N1	16-JUN-2008 10:04:18	Bright	37.000	119	14Eta Dra	2.7270	4700.0	74	32913	No
152	GOM_NL__2PRFIN20080616_100748_000000352069_00294_32913_8668.N1	16-JUN-2008 10:07:48	Bright	34.500	60	7Bet UMi	2.0810	3950.0	69	32913	No
153	GOM_NL__2PRFIN20080616_101225_000000362069_00294_32913_8669.N1	16-JUN-2008 10:12:25	Bright	36.000	49	1Alp UMi	1.9900	6300.0	72	32913	No
154	GOM_NL__2PRFIN20080616_101952_000000412069_00294_32913_8670.N1	16-JUN-2008 10:19:52	Bright	40.500	76	27Gam Cas	2.3000	30000.	81	32913	No
155	GOM_NL__2PRFIN20080616_102241_000000332069_00294_32913_8671.N1	16-JUN-2008 10:22:41	Bright	33.000	160	23Gam Per	2.9300	4700.0	66	32913	No
156	GOM_NL__2PRFIN20080616_102608_000000392069_00294_32913_8672.N1	16-JUN-2008 10:26:08	Bright	39.000	73	57Gam1And	2.2600	13100.	78	32913	No
157	GOM_NL__2PRFIN20080616_102825_000000402069_00294_32913_8673.N1	16-JUN-2008 10:28:25	Bright	40.000	173	4Bet Tri	3.0040	8900.0	80	32913	No
158	GOM_NL__2PRFIN20080616_103201_000000512069_00294_32913_8674.N1	16-JUN-2008 10:32:01	Twilight	50.500	50	13Alp Ari	2.0070	4250.0	101	32913	No
159	GOM_NL__2PRFIN20080616_103647_000000432069_00294_32913_8675.N1	16-JUN-2008 10:36:47	Dark	42.500	94	92Alp Cet	2.5260	3100.0	85	32913	No
160	GOM_NL__2PRFIN20080616_105443_000000442069_00294_32913_8676.N1	16-JUN-2008 10:54:43	Dark	43.500	9	Alp Eri	0.45300	24000.	87	32913	No

161	GOM_NL__2PRFIN20080616_110020_000000502069_00295_32914_8683.N1	16-JUN-2008 11:00:20	Dark	49.500	63	Bet Gru	2.1500	2800.0	99	32914	No
162	GOM_NL__2PRFIN20080616_110608_000000452069_00295_32914_8684.N1	16-JUN-2008 11:06:08	Straylight	45.000	45	Alp Pav	1.9400	26000.	90	32914	No
163	GOM_NL__2PRFIN20080616_111106_000000402069_00295_32914_8685.N1	16-JUN-2008 11:11:06	Straylight	39.500	141	Bet Ara	2.8400	4600.0	79	32914	No
164	GOM_NL__2PRFIN20080616_111228_000000392069_00295_32914_8686.N1	16-JUN-2008 11:12:28	Straylight	39.000	147	Alp Ara	2.8770	26000.	78	32914	No
165	GOM_NL__2PRFIN20080616_111413_000000472069_00295_32914_8687.N1	16-JUN-2008 11:14:13	Tw_i_and_stray	47.000	40	The Sco	1.8590	7100.0	94	32914	No
166	GOM_NL__2PRFIN20080616_111556_000000452069_00295_32914_8688.N1	16-JUN-2008 11:15:56	Tw_i_and_stray	44.500	25	35Lam Sco	1.6200	28000.	89	32914	No
167	GOM_NL__2PRFIN20080616_111722_000000422069_00295_32914_8689.N1	16-JUN-2008 11:17:22	Tw_i_and_stray	41.500	75	26Eps Sco	2.2910	4250.0	83	32914	No
168	GOM_NL__2PRFIN20080616_112008_000000362069_00295_32914_8690.N1	16-JUN-2008 11:20:08	Bright	35.500	156	20Sig Sco	2.9030	28000.	71	32914	No
169	GOM_NL__2PRFIN20080616_112229_000000392069_00295_32914_8691.N1	16-JUN-2008 11:22:29	Bright	39.000	86	35Eta Oph	2.4300	10200.	78	32914	No
170	GOM_NL__2PRFIN20080616_112413_000000372069_00295_32914_8692.N1	16-JUN-2008 11:24:13	Bright	36.500	98	13Zet Oph	2.5710	30000.	73	32914	No
171	GOM_NL__2PRFIN20080616_112619_000000362069_00295_32914_8693.N1	16-JUN-2008 11:26:19	Bright	35.500	120	1Del Oph	2.7340	3200.0	71	32914	No
172	GOM_NL__2PRFIN20080616_113330_000000372069_00295_32914_8694.N1	16-JUN-2008 11:33:30	Bright	37.000	127	27Bet Her	2.7810	4700.0	74	32914	No
173	GOM_NL__2PRFIN20080616_113504_000000352069_00295_32914_8695.N1	16-JUN-2008 11:35:04	Bright	34.500	67	5Alp CrB	2.2210	11000.	69	32914	No
174	GOM_NL__2PRFIN20080616_113631_000000372069_00295_32914_8696.N1	16-JUN-2008 11:36:31	Bright	36.500	133	40Zet Her	2.8070	6000.0	73	32914	No
175	GOM_NL__2PRFIN20080616_114317_000000402069_00295_32914_8697.N1	16-JUN-2008 11:43:17	Bright	40.000	130	23Bet Dra	2.7990	5800.0	80	32914	No
176	GOM_NL__2PRFIN20080616_114454_000000382069_00295_32914_8698.N1	16-JUN-2008 11:44:54	Bright	38.000	119	14Eta Dra	2.7270	4700.0	76	32914	No
177	GOM_NL__2PRFIN20080616_114824_000000372069_00295_32914_8699.N1	16-JUN-2008 11:48:24	Bright	36.500	60	7Bet UMi	2.0810	3950.0	73	32914	No
178	GOM_NL__2PRFIN20080616_115300_000000362069_00295_32914_8700.N1	16-JUN-2008 11:53:00	Bright	35.500	49	1Alp UMi	1.9900	6300.0	71	32914	No
179	GOM_NL__2PRFIN20080616_120028_000000392069_00295_32914_8701.N1	16-JUN-2008 12:00:28	Bright	38.500	76	27Gam Cas	2.3000	30000.	77	32914	No
180	GOM_NL__2PRFIN20080616_120317_000000402069_00295_32914_8702.N1	16-JUN-2008 12:03:17	Bright	39.500	160	23Gam Per	2.9300	4700.0	79	32914	No
181	GOM_NL__2PRFIN20080616_120644_000000382069_00295_32914_8703.N1	16-JUN-2008 12:06:44	Bright	37.500	73	57Gam1And	2.2600	13100.	75	32914	No
182	GOM_NL__2PRFIN20080616_120901_000000422069_00295_32914_8704.N1	16-JUN-2008 12:09:01	Bright	41.500	173	4Bet Tri	3.0040	8900.0	83	32914	No
183	GOM_NL__2PRFIN20080616_121238_000000462069_00295_32914_8705.N1	16-JUN-2008 12:12:38	Twilight	45.500	50	13Alp Ari	2.0070	4250.0	91	32914	No
184	GOM_NL__2PRFIN20080616_121724_000000452069_00295_32914_8706.N1	16-JUN-2008 12:17:24	Dark	44.500	94	92Alp Cet	2.5260	3100.0	89	32914	No
185	GOM_NL__2PRFIN20080616_123519_000000382069_00295_32914_8707.N1	16-JUN-2008 12:35:19	Dark	38.000	9	Alp Eri	0.45300	24000.	76	32914	No
186	GOM_NL__2PRFIN20080616_124056_000000532069_00296_32915_8701.N1	16-JUN-2008 12:40:56	Dark	53.000	63	Bet Gru	2.1500	2800.0	106	32915	No
187	GOM_NL__2PRFIN20080616_124644_000000472069_00296_32915_8702.N1	16-JUN-2008 12:46:44	Straylight	46.500	45	Alp Pav	1.9400	26000.	93	32915	No
188	GOM_NL__2PRFIN20080616_125142_000000392069_00296_32915_8703.N1	16-JUN-2008 12:51:42	Straylight	38.500	141	Bet Ara	2.8400	4600.0	77	32915	No
189	GOM_NL__2PRFIN20080616_125304_000000382069_00296_32915_8704.N1	16-JUN-2008 12:53:04	Straylight	37.500	147	Alp Ara	2.8770	26000.	75	32915	No
190	GOM_NL__2PRFIN20080616_125450_000000432069_00296_32915_8705.N1	16-JUN-2008 12:54:50	Tw_i_and_stray	43.000	40	The Sco	1.8590	7100.0	86	32915	No
191	GOM_NL__2PRFIN20080616_125632_000000442069_00296_32915_8706.N1	16-JUN-2008 12:56:32	Tw_i_and_stray	43.500	25	35Lam Sco	1.6200	28000.	87	32915	No
192	GOM_NL__2PRFIN20080616_125758_000000392069_00296_32915_8707.N1	16-JUN-2008 12:57:58	Tw_i_and_stray	39.000	75	26Eps Sco	2.2910	4250.0	78	32915	No
193	GOM_NL__2PRFIN20080616_130044_000000362069_00296_32915_8708.N1	16-JUN-2008 13:00:44	Bright	35.500	156	20Sig Sco	2.9030	28000.	71	32915	No
194	GOM_NL__2PRFIN20080616_130305_000000392069_00296_32915_8709.N1	16-JUN-2008 13:03:05	Bright	38.500	86	35Eta Oph	2.4300	10200.	77	32915	No
195	GOM_NL__2PRFIN20080616_130449_000000372069_00296_32915_8710.N1	16-JUN-2008 13:04:49	Bright	37.000	98	13Zet Oph	2.5710	30000.	74	32915	No
196	GOM_NL__2PRFIN20080616_130655_000000362069_00296_32915_8711.N1	16-JUN-2008 13:06:55	Bright	35.500	120	1Del Oph	2.7340	3200.0	71	32915	No
197	GOM_NL__2PRFIN20080616_131406_000000352069_00296_32915_8712.N1	16-JUN-2008 13:14:06	Bright	35.000	127	27Bet Her	2.7810	4700.0	70	32915	No
198	GOM_NL__2PRFIN20080616_131540_000000362069_00296_32915_8713.N1	16-JUN-2008 13:15:40	Bright	36.000	67	5Alp CrB	2.2210	11000.	72	32915	No
199	GOM_NL__2PRFIN20080616_131707_000000382069_00296_32915_8714.N1	16-JUN-2008 13:17:07	Bright	37.500	133	40Zet Her	2.8070	6000.0	75	32915	No
200	GOM_NL__2PRFIN20080616_132352_000000422069_00296_32915_8715.N1	16-JUN-2008 13:23:52	Bright	42.000	130	23Bet Dra	2.7990	5800.0	84	32915	No
201	GOM_NL__2PRFIN20080616_132530_000000382069_00296_32915_8716.N1	16-JUN-2008 13:25:30	Bright	37.500	119	14Eta Dra	2.7270	4700.0	75	32915	No
202	GOM_NL__2PRFIN20080616_132900_000000372069_00296_32915_8717.N1	16-JUN-2008 13:29:00	Bright	37.000	60	7Bet UMi	2.0810	3950.0	74	32915	No
203	GOM_NL__2PRFIN20080616_133336_000000342069_00296_32915_8718.N1	16-JUN-2008 13:33:36	Bright	33.500	49	1Alp UMi	1.9900	6300.0	67	32915	No
204	GOM_NL__2PRFIN20080616_134103_000000392069_00296_32915_8719.N1	16-JUN-2008 13:41:03	Bright	38.500	76	27Gam Cas	2.3000	30000.	77	32915	No
205	GOM_NL__2PRFIN20080616_134353_000000532069_00296_32915_8720.N1	16-JUN-2008 13:43:53	Bright	53.000	160	23Gam Per	2.9300	4700.0	106	32915	No
206	GOM_NL__2PRFIN20080616_134720_000000412069_00296_32915_8721.N1	16-JUN-2008 13:47:20	Bright	40.500	73	57Gam1And	2.2600	13100.	81	32915	No
207	GOM_NL__2PRFIN20080616_134937_000000572069_00296_32915_8722.N1	16-JUN-2008 13:49:37	Bright	57.000	173	4Bet Tri	3.0040	8900.0	114	32915	No
208	GOM_NL__2PRFIN20080616_135314_000000492069_00296_32915_8723.N1	16-JUN-2008 13:53:14	Twilight	48.500	50	13Alp Ari	2.0070	4250.0	97	32915	No
209	GOM_NL__2PRFIN20080616_135800_000000482069_00296_32915_8724.N1	16-JUN-2008 13:58:00	Dark	48.000	94	92Alp Cet	2.5260	3100.0	96	32915	No
210	GOM_NL__2PRFIN20080616_141556_000000382069_00296_32915_8725.N1	16-JUN-2008 14:15:56	Dark	38.000	9	Alp Eri	0.45300	24000.	76	32915	No
211	GOM_NL__2PRFIN20080616_142133_000000522069_00297_32916_8728.N1	16-JUN-2008 14:21:33	Dark	52.000	63	Bet Gru	2.1500	2800.0	104	32916	No
212	GOM_NL__2PRFIN20080616_142721_000000432069_00297_32916_8729.N1	16-JUN-2008 14:27:21	Straylight	42.500	45	Alp Pav	1.9400	26000.	85	32916	No
213	GOM_NL__2PRFIN20080616_143218_000000402069_00297_32916_8730.N1	16-JUN-2008 14:32:18	Straylight	40.000	141	Bet Ara	2.8400	4600.0	80	32916	No
214	GOM_NL__2PRFIN20080616_143340_000000372069_00297_32916_8731.N1	16-JUN-2008 14:33:40	Straylight	37.000	147	Alp Ara	2.8770	26000.	74	32916	No
215	GOM_NL__2PRFIN20080616_143526_000000432069_00297_32916_8732.N1	16-JUN-2008 14:35:26	Tw_i_and_stray	42.500	40	The Sco	1.8590	7100.0	85	32916	No
216	GOM_NL__2PRFIN20080616_143708_000000422069_00297_32916_8733.N1	16-JUN-2008 14:37:08	Tw_i_and_stray	41.500	25	35Lam Sco	1.6200	28000.	83	32916	No
217	GOM_NL__2PRFIN20080616_143834_000000422069_00297_32916_8734.N1	16-JUN-2008 14:38:34	Tw_i_and_stray	42.000	75	26Eps Sco	2.2910	4250.0	84	32916	No
218	GOM_NL__2PRFIN20080616_144120_000000372069_00297_32916_8735.N1	16-JUN-2008 14:41:20	Bright	36.500	156	20Sig Sco	2.9030	28000.	73	32916	No
219	GOM_NL__2PRFIN20080616_144341_000000392069_00297_32916_8736.N1	16-JUN-2008 14:43:41	Bright	39.000	86	35Eta Oph	2.4300	10200.	78	32916	No

220	GOM_NL__2PRFIN20080616_144525_000000372069_00297_32916_8737.N1	16-JUN-2008 14:45:25	Bright	36.500	98	13Zet Oph	2.5710	30000.	73	32916	No
221	GOM_NL__2PRFIN20080616_144731_000000362069_00297_32916_8738.N1	16-JUN-2008 14:47:31	Bright	36.000	120	1Del Oph	2.7340	3200.0	72	32916	No
222	GOM_NL__2PRFIN20080616_145442_000000362069_00297_32916_8739.N1	16-JUN-2008 14:54:42	Bright	35.500	127	27Bet Her	2.7810	4700.0	71	32916	No
223	GOM_NL__2PRFIN20080616_145616_000000372069_00297_32916_8740.N1	16-JUN-2008 14:56:16	Bright	36.500	67	5Alp CrB	2.2210	11000.	73	32916	No
224	GOM_NL__2PRFIN20080616_145742_000000372069_00297_32916_8741.N1	16-JUN-2008 14:57:42	Bright	37.000	133	40Zet Her	2.8070	6000.0	74	32916	No
225	GOM_NL__2PRFIN20080616_150428_000000412069_00297_32916_8742.N1	16-JUN-2008 15:04:28	Bright	40.500	130	23Bet Dra	2.7990	5800.0	81	32916	No
226	GOM_NL__2PRFIN20080616_150605_000000382069_00297_32916_8743.N1	16-JUN-2008 15:06:05	Bright	37.500	119	14Eta Dra	2.7270	4700.0	75	32916	No
227	GOM_NL__2PRFIN20080616_150936_000000352069_00297_32916_8744.N1	16-JUN-2008 15:09:36	Bright	34.500	60	7Bet UMi	2.0810	3950.0	69	32916	No
228	GOM_NL__2PRFIN20080616_151412_000000362069_00297_32916_8745.N1	16-JUN-2008 15:14:12	Bright	35.500	49	1Alp UMi	1.9900	6300.0	71	32916	No
229	GOM_NL__2PRFIN20080616_152139_000000602069_00297_32916_8746.N1	16-JUN-2008 15:21:39	Bright	60.000	76	27Gam Cas	2.3000	30000.	120	32916	No
230	GOM_NL__2PRFIN20080616_152429_000000332069_00297_32916_8747.N1	16-JUN-2008 15:24:29	Bright	33.000	160	23Gam Per	2.9300	4700.0	66	32916	No
231	GOM_NL__2PRFIN20080616_152756_000000402069_00297_32916_8748.N1	16-JUN-2008 15:27:56	Bright	39.500	73	57Gam1And	2.2600	13100.	79	32916	No
232	GOM_NL__2PRFIN20080616_153013_000000412069_00297_32916_8749.N1	16-JUN-2008 15:30:13	Bright	41.000	173	4Bet Tri	3.0040	8900.0	82	32916	No
233	GOM_NL__2PRFIN20080616_153350_000000512069_00297_32916_8750.N1	16-JUN-2008 15:33:50	Twilight	50.500	50	13Alp Ari	2.0070	4250.0	101	32916	No
234	GOM_NL__2PRFIN20080616_153836_000000442069_00297_32916_8751.N1	16-JUN-2008 15:38:36	Dark	44.000	94	92Alp Cet	2.5260	3100.0	88	32916	No
235	GOM_NL__2PRFIN20080616_155632_000000452069_00297_32916_8752.N1	16-JUN-2008 15:56:32	Dark	45.000	9	Alp Eri	0.45300	24000.	90	32916	No
236	GOM_NL__2PRFIN20080616_160210_000000552069_00298_32917_8749.N1	16-JUN-2008 16:02:10	Dark	54.500	63	Bet Gru	2.1500	2800.0	109	32917	No
237	GOM_NL__2PRFIN20080616_160757_000000422069_00298_32917_8750.N1	16-JUN-2008 16:07:57	Straylight	42.000	45	Alp Pav	1.9400	26000.	84	32917	No
238	GOM_NL__2PRFIN20080616_161254_000000382069_00298_32917_8751.N1	16-JUN-2008 16:12:54	Straylight	37.500	141	Bet Ara	2.8400	4600.0	75	32917	No
239	GOM_NL__2PRFIN20080616_161417_000000372069_00298_32917_8752.N1	16-JUN-2008 16:14:17	Straylight	37.000	147	Alp Ara	2.8770	26000.	74	32917	No
240	GOM_NL__2PRFIN20080616_161602_000000402069_00298_32917_8753.N1	16-JUN-2008 16:16:02	Twi_and_stray	40.000	40	The Sco	1.8590	7100.0	80	32917	No
241	GOM_NL__2PRFIN20080616_161745_000000422069_00298_32917_8754.N1	16-JUN-2008 16:17:45	Twi_and_stray	42.000	25	35Lam Sco	1.6200	28000.	84	32917	No
242	GOM_NL__2PRFIN20080616_161911_000000462069_00298_32917_8755.N1	16-JUN-2008 16:19:11	Twi_and_stray	46.000	75	26Eps Sco	2.2910	4250.0	92	32917	No
243	GOM_NL__2PRFIN20080616_162156_000000352069_00298_32917_8756.N1	16-JUN-2008 16:21:56	Bright	34.500	156	20Sig Sco	2.9030	28000.	69	32917	No
244	GOM_NL__2PRFIN20080616_162417_000000392069_00298_32917_8757.N1	16-JUN-2008 16:24:17	Bright	38.500	86	35Eta Oph	2.4300	10200.	77	32917	No
245	GOM_NL__2PRFIN20080616_162601_000000362069_00298_32917_8758.N1	16-JUN-2008 16:26:01	Bright	36.000	98	13Zet Oph	2.5710	30000.	72	32917	No
246	GOM_NL__2PRFIN20080616_162807_000000362069_00298_32917_8759.N1	16-JUN-2008 16:28:07	Bright	36.000	120	1Del Oph	2.7340	3200.0	72	32917	No
247	GOM_NL__2PRFIN20080616_163517_000000382069_00298_32917_8760.N1	16-JUN-2008 16:35:17	Bright	37.500	127	27Bet Her	2.7810	4700.0	75	32917	No
248	GOM_NL__2PRFIN20080616_163652_000000372069_00298_32917_8761.N1	16-JUN-2008 16:36:52	Bright	36.500	67	5Alp CrB	2.2210	11000.	73	32917	No
249	GOM_NL__2PRFIN20080616_163818_000000362069_00298_32917_8762.N1	16-JUN-2008 16:38:18	Bright	36.000	133	40Zet Her	2.8070	6000.0	72	32917	No
250	GOM_NL__2PRFIN20080616_164503_000000412069_00298_32917_8763.N1	16-JUN-2008 16:45:03	Bright	41.000	130	23Bet Dra	2.7990	5800.0	82	32917	No
251	GOM_NL__2PRFIN20080616_164641_000000362069_00298_32917_8764.N1	16-JUN-2008 16:46:41	Bright	36.000	119	14Eta Dra	2.7270	4700.0	72	32917	No
252	GOM_NL__2PRFIN20080616_165012_000000382069_00298_32917_8765.N1	16-JUN-2008 16:50:12	Bright	37.500	60	7Bet UMi	2.0810	3950.0	75	32917	No
253	GOM_NL__2PRFIN20080616_165448_000000352069_00298_32917_8766.N1	16-JUN-2008 16:54:48	Bright	34.500	49	1Alp UMi	1.9900	6300.0	69	32917	No
254	GOM_NL__2PRFIN20080616_170215_000000382069_00298_32917_8767.N1	16-JUN-2008 17:02:15	Bright	38.000	76	27Gam Cas	2.3000	30000.	76	32917	No
255	GOM_NL__2PRFIN20080616_170505_000000332069_00298_32917_8768.N1	16-JUN-2008 17:05:05	Bright	32.500	160	23Gam Per	2.9300	4700.0	65	32917	No
256	GOM_NL__2PRFIN20080616_170832_000000402069_00298_32917_8769.N1	16-JUN-2008 17:08:32	Bright	40.000	73	57Gam1And	2.2600	13100.	80	32917	No
257	GOM_NL__2PRFIN20080616_171049_000000432069_00298_32917_8770.N1	16-JUN-2008 17:10:49	Bright	42.500	173	4Bet Tri	3.0040	8900.0	85	32917	No
258	GOM_NL__2PRFIN20080616_171426_000000502069_00298_32917_8771.N1	16-JUN-2008 17:14:26	Twilight	50.000	50	13Alp Ari	2.0070	4250.0	100	32917	No
259	GOM_NL__2PRFIN20080616_171912_000000462069_00298_32917_8772.N1	16-JUN-2008 17:19:12	Dark	45.500	94	92Alp Cet	2.5260	3100.0	91	32917	No
260	GOM_NL__2PRFIN20080616_173708_000000462069_00298_32917_8773.N1	16-JUN-2008 17:37:08	Dark	46.000	9	Alp Eri	0.45300	24000.	92	32917	No
261	GOM_NL__2PRFIN20080616_174247_000000482069_00299_32918_8771.N1	16-JUN-2008 17:42:47	Dark	48.000	63	Bet Gru	2.1500	2800.0	96	32918	No
262	GOM_NL__2PRFIN20080616_174834_000000422069_00299_32918_8772.N1	16-JUN-2008 17:48:34	Straylight	41.500	45	Alp Pav	1.9400	26000.	83	32918	No
263	GOM_NL__2PRFIN20080616_175331_000000452069_00299_32918_8773.N1	16-JUN-2008 17:53:31	Straylight	44.500	141	Bet Ara	2.8400	4600.0	89	32918	No
264	GOM_NL__2PRFIN20080616_175453_000000372069_00299_32918_8774.N1	16-JUN-2008 17:54:53	Straylight	37.000	147	Alp Ara	2.8770	26000.	74	32918	No
265	GOM_NL__2PRFIN20080616_175638_000000382069_00299_32918_8775.N1	16-JUN-2008 17:56:38	Twi_and_stray	38.000	40	The Sco	1.8590	7100.0	76	32918	No
266	GOM_NL__2PRFIN20080616_175821_000000412069_00299_32918_8776.N1	16-JUN-2008 17:58:21	Twi_and_stray	40.500	25	35Lam Sco	1.6200	28000.	81	32918	No
267	GOM_NL__2PRFIN20080616_175947_000000422069_00299_32918_8777.N1	16-JUN-2008 17:59:47	Twi_and_stray	41.500	75	26Eps Sco	2.2910	4250.0	83	32918	No
268	GOM_NL__2PRFIN20080616_180232_000000372069_00299_32918_8778.N1	16-JUN-2008 18:02:32	Bright	36.500	156	20Sig Sco	2.9030	28000.	73	32918	No
269	GOM_NL__2PRFIN20080616_180454_000000392069_00299_32918_8779.N1	16-JUN-2008 18:04:54	Bright	38.500	86	35Eta Oph	2.4300	10200.	77	32918	No
270	GOM_NL__2PRFIN20080616_180638_000000372069_00299_32918_8780.N1	16-JUN-2008 18:06:38	Bright	37.000	98	13Zet Oph	2.5710	30000.	74	32918	No
271	GOM_NL__2PRFIN20080616_180844_000000362069_00299_32918_8781.N1	16-JUN-2008 18:08:44	Bright	35.500	120	1Del Oph	2.7340	3200.0	71	32918	No
272	GOM_NL__2PRFIN20080616_181553_000000392069_00299_32918_8782.N1	16-JUN-2008 18:15:53	Bright	38.500	127	27Bet Her	2.7810	4700.0	77	32918	No
273	GOM_NL__2PRFIN20080616_181728_000000342069_00299_32918_8783.N1	16-JUN-2008 18:17:28	Bright	34.000	67	5Alp CrB	2.2210	11000.	68	32918	No
274	GOM_NL__2PRFIN20080616_181854_000000382069_00299_32918_8784.N1	16-JUN-2008 18:18:54	Bright	38.000	133	40Zet Her	2.8070	6000.0	76	32918	No
275	GOM_NL__2PRFIN20080616_182539_000000382069_00299_32918_8785.N1	16-JUN-2008 18:25:39	Bright	38.000	130	23Bet Dra	2.7990	5800.0	76	32918	No
276	GOM_NL__2PRFIN20080616_182717_000000372069_00299_32918_8786.N1	16-JUN-2008 18:27:17	Bright	37.000	119	14Eta Dra	2.7270	4700.0	74	32918	No
277	GOM_NL__2PRFIN20080616_183048_000000372069_00299_32918_8787.N1	16-JUN-2008 18:30:48	Bright	36.500	60	7Bet UMi	2.0810	3950.0	73	32918	No
278	GOM_NL__2PRFIN20080616_183524_000000362069_00299_32918_8788.N1	16-JUN-2008 18:35:24	Bright	35.500	49	1Alp UMi	1.9900	6300.0	71	32918	No

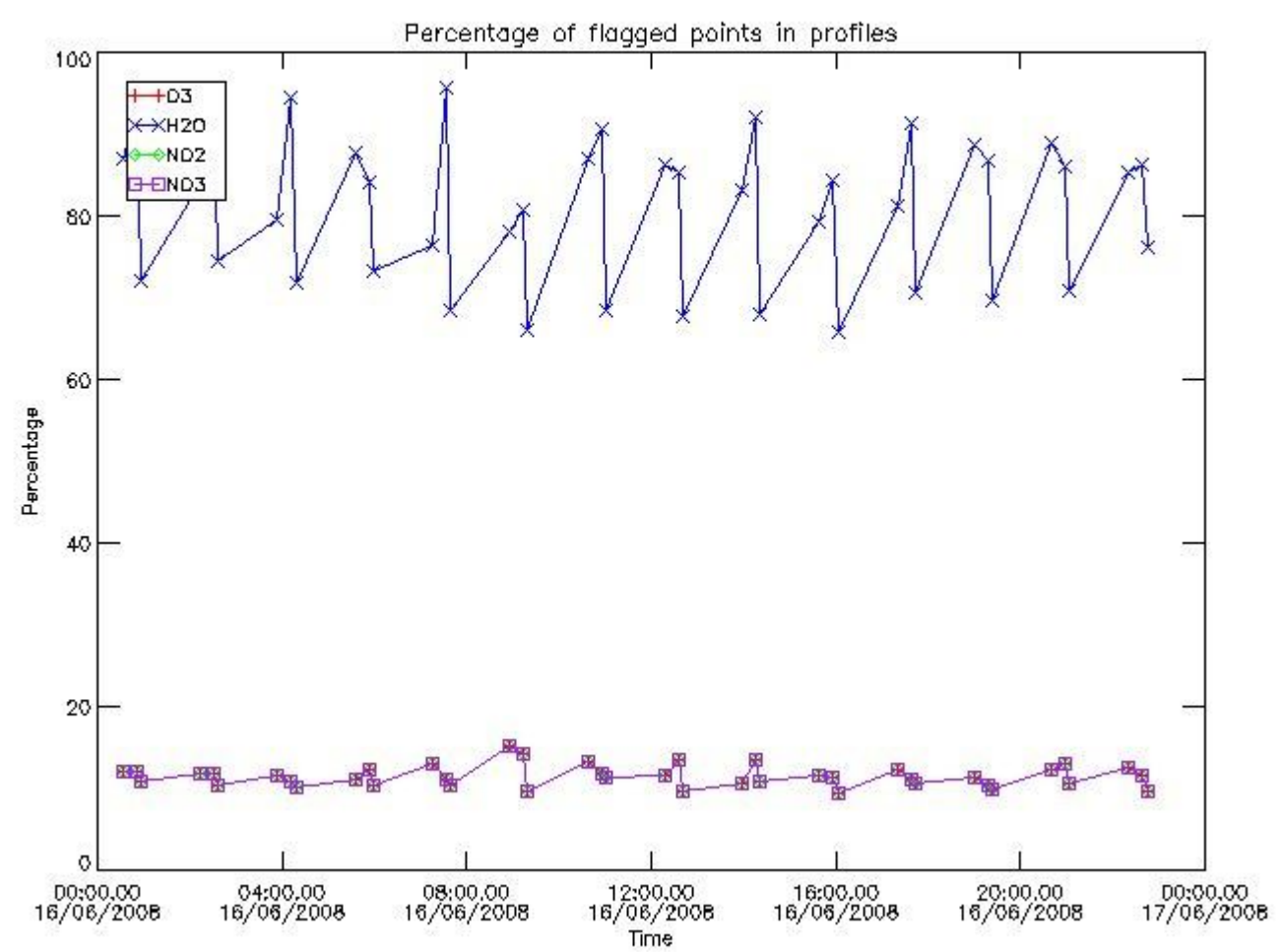
279	GOM_NL__2PRFIN20080616_184251_000000442069_00299_32918_8789.N1	16-JUN-2008 18:42:51	Bright	43.500	76	27Gam Cas	2.3000	30000.	87	32918	No
280	GOM_NL__2PRFIN20080616_184541_000000532069_00299_32918_8790.N1	16-JUN-2008 18:45:41	Bright	53.000	160	23Gam Per	2.9300	4700.0	106	32918	No
281	GOM_NL__2PRFIN20080616_184908_000000412069_00299_32918_8791.N1	16-JUN-2008 18:49:08	Bright	41.000	73	57Gam1And	2.2600	13100.	82	32918	No
282	GOM_NL__2PRFIN20080616_185125_000000422069_00299_32918_8792.N1	16-JUN-2008 18:51:25	Bright	42.000	173	4Bet Tri	3.0040	8900.0	84	32918	No
283	GOM_NL__2PRFIN20080616_185502_000000512069_00299_32918_8793.N1	16-JUN-2008 18:55:02	Twilight	50.500	50	13Alp Ari	2.0070	4250.0	101	32918	No
284	GOM_NL__2PRFIN20080616_185948_000000452069_00299_32918_8794.N1	16-JUN-2008 18:59:48	Dark	45.000	94	92Alp Cet	2.5260	3100.0	90	32918	No
285	GOM_NL__2PRFIN20080616_191745_000000502069_00299_32918_8795.N1	16-JUN-2008 19:17:45	Dark	49.500	9	Alp Eri	0.45300	24000.	99	32918	No
286	GOM_NL__2PRFIN20080616_192324_000000522069_00300_32919_8813.N1	16-JUN-2008 19:23:24	Dark	51.500	63	Bet Gru	2.1500	2800.0	103	32919	No
287	GOM_NL__2PRFIN20080616_192911_000000422069_00300_32919_8814.N1	16-JUN-2008 19:29:11	Straylight	42.000	45	Alp Pav	1.9400	26000.	84	32919	No
288	GOM_NL__2PRFIN20080616_193407_000000382069_00300_32919_8815.N1	16-JUN-2008 19:34:07	Straylight	37.500	141	Bet Ara	2.8400	4600.0	75	32919	No
289	GOM_NL__2PRFIN20080616_193529_000000382069_00300_32919_8816.N1	16-JUN-2008 19:35:29	Straylight	38.000	147	Alp Ara	2.8770	26000.	76	32919	No
290	GOM_NL__2PRFIN20080616_193715_000000422069_00300_32919_8817.N1	16-JUN-2008 19:37:15	Tw_i_and_stray	42.000	40	The Sco	1.8590	7100.0	84	32919	No
291	GOM_NL__2PRFIN20080616_193857_000000442069_00300_32919_8818.N1	16-JUN-2008 19:38:57	Tw_i_and_stray	43.500	25	35Lam Sco	1.6200	28000.	87	32919	No
292	GOM_NL__2PRFIN20080616_194023_000000422069_00300_32919_8819.N1	16-JUN-2008 19:40:23	Tw_i_and_stray	42.000	75	26Eps Sco	2.2910	4250.0	84	32919	No
293	GOM_NL__2PRFIN20080616_194308_000000372069_00300_32919_8820.N1	16-JUN-2008 19:43:08	Bright	37.000	156	20Sig Sco	2.9030	28000.	74	32919	No
294	GOM_NL__2PRFIN20080616_194530_000000392069_00300_32919_8821.N1	16-JUN-2008 19:45:30	Bright	39.000	86	35Eta Oph	2.4300	10200.	78	32919	No
295	GOM_NL__2PRFIN20080616_194714_000000372069_00300_32919_8822.N1	16-JUN-2008 19:47:14	Bright	36.500	98	13Zet Oph	2.5710	30000.	73	32919	No
296	GOM_NL__2PRFIN20080616_194920_000000362069_00300_32919_8823.N1	16-JUN-2008 19:49:20	Bright	36.000	120	1Del Oph	2.7340	3200.0	72	32919	No
297	GOM_NL__2PRFIN20080616_195629_000000372069_00300_32919_8824.N1	16-JUN-2008 19:56:29	Bright	37.000	127	27Bet Her	2.7810	4700.0	74	32919	No
298	GOM_NL__2PRFIN20080616_195804_000000362069_00300_32919_8825.N1	16-JUN-2008 19:58:04	Bright	35.500	67	5Alp CrB	2.2210	11000.	71	32919	No
299	GOM_NL__2PRFIN20080616_195930_000000362069_00300_32919_8826.N1	16-JUN-2008 19:59:30	Bright	36.000	133	40Zet Her	2.8070	6000.0	72	32919	No
300	GOM_NL__2PRFIN20080616_200615_000000382069_00300_32919_8827.N1	16-JUN-2008 20:06:15	Bright	38.000	130	23Bet Dra	2.7990	5800.0	76	32919	No
301	GOM_NL__2PRFIN20080616_200753_000000382069_00300_32919_8828.N1	16-JUN-2008 20:07:53	Bright	38.000	119	14Eta Dra	2.7270	4700.0	76	32919	No
302	GOM_NL__2PRFIN20080616_201124_000000372069_00300_32919_8829.N1	16-JUN-2008 20:11:24	Bright	37.000	60	7Bet UMi	2.0810	3950.0	74	32919	No
303	GOM_NL__2PRFIN20080616_201600_000000362069_00300_32919_8830.N1	16-JUN-2008 20:16:00	Bright	36.000	49	1Alp UMi	1.9900	6300.0	72	32919	No
304	GOM_NL__2PRFIN20080616_202326_000000412069_00300_32919_8831.N1	16-JUN-2008 20:23:26	Bright	41.000	76	27Gam Cas	2.3000	30000.	82	32919	No
305	GOM_NL__2PRFIN20080616_202617_000000342069_00300_32919_8832.N1	16-JUN-2008 20:26:17	Bright	33.500	160	23Gam Per	2.9300	4700.0	67	32919	No
306	GOM_NL__2PRFIN20080616_202944_000000412069_00300_32919_8833.N1	16-JUN-2008 20:29:44	Bright	40.500	73	57Gam1And	2.2600	13100.	81	32919	No
307	GOM_NL__2PRFIN20080616_203201_000000432069_00300_32919_8834.N1	16-JUN-2008 20:32:01	Bright	42.500	173	4Bet Tri	3.0040	8900.0	85	32919	No
308	GOM_NL__2PRFIN20080616_203538_000000482069_00300_32919_8835.N1	16-JUN-2008 20:35:38	Twilight	47.500	50	13Alp Ari	2.0070	4250.0	95	32919	No
309	GOM_NL__2PRFIN20080616_204025_000000502069_00300_32919_8836.N1	16-JUN-2008 20:40:25	Dark	49.500	94	92Alp Cet	2.5260	3100.0	99	32919	No
310	GOM_NL__2PRFIN20080616_205821_000000402069_00300_32919_8837.N1	16-JUN-2008 20:58:21	Dark	39.500	9	Alp Eri	0.45300	24000.	79	32919	No
311	GOM_NL__2PRFIN20080616_210401_000000492069_00301_32920_8836.N1	16-JUN-2008 21:04:01	Dark	48.500	63	Bet Gru	2.1500	2800.0	97	32920	No
312	GOM_NL__2PRFIN20080616_210947_000000442069_00301_32920_8837.N1	16-JUN-2008 21:09:47	Straylight	43.500	45	Alp Pav	1.9400	26000.	87	32920	No
313	GOM_NL__2PRFIN20080616_211443_000000392069_00301_32920_8838.N1	16-JUN-2008 21:14:43	Straylight	38.500	141	Bet Ara	2.8400	4600.0	77	32920	No
314	GOM_NL__2PRFIN20080616_211605_000000392069_00301_32920_8839.N1	16-JUN-2008 21:16:05	Straylight	38.500	147	Alp Ara	2.8770	26000.	77	32920	No
315	GOM_NL__2PRFIN20080616_211751_000000442069_00301_32920_8840.N1	16-JUN-2008 21:17:51	Tw_i_and_stray	44.000	40	The Sco	1.8590	7100.0	88	32920	No
316	GOM_NL__2PRFIN20080616_211934_000000432069_00301_32920_8841.N1	16-JUN-2008 21:19:34	Tw_i_and_stray	43.000	25	35Lam Sco	1.6200	28000.	86	32920	No
317	GOM_NL__2PRFIN20080616_212059_000000442069_00301_32920_8842.N1	16-JUN-2008 21:20:59	Tw_i_and_stray	44.000	75	26Eps Sco	2.2910	4250.0	88	32920	No
318	GOM_NL__2PRFIN20080616_212606_000000392069_00301_32920_8843.N1	16-JUN-2008 21:26:06	Bright	39.000	86	35Eta Oph	2.4300	10200.	78	32920	No
319	GOM_NL__2PRFIN20080616_212750_000000372069_00301_32920_8844.N1	16-JUN-2008 21:27:50	Bright	37.000	98	13Zet Oph	2.5710	30000.	74	32920	No
320	GOM_NL__2PRFIN20080616_212956_000000362069_00301_32920_8845.N1	16-JUN-2008 21:29:56	Bright	35.500	120	1Del Oph	2.7340	3200.0	71	32920	No
321	GOM_NL__2PRFIN20080616_213705_000000362069_00301_32920_8846.N1	16-JUN-2008 21:37:05	Bright	35.500	127	27Bet Her	2.7810	4700.0	71	32920	No
322	GOM_NL__2PRFIN20080616_213840_000000352069_00301_32920_8847.N1	16-JUN-2008 21:38:40	Bright	35.000	67	5Alp CrB	2.2210	11000.	70	32920	No
323	GOM_NL__2PRFIN20080616_214006_000000452069_00301_32920_8848.N1	16-JUN-2008 21:40:06	Bright	45.000	133	40Zet Her	2.8070	6000.0	90	32920	No
324	GOM_NL__2PRFIN20080616_214650_000000412069_00301_32920_8849.N1	16-JUN-2008 21:46:50	Bright	41.000	130	23Bet Dra	2.7990	5800.0	82	32920	No
325	GOM_NL__2PRFIN20080616_214829_000000382069_00301_32920_8850.N1	16-JUN-2008 21:48:29	Bright	37.500	119	14Eta Dra	2.7270	4700.0	75	32920	No
326	GOM_NL__2PRFIN20080616_215200_000000342069_00301_32920_8851.N1	16-JUN-2008 21:52:00	Bright	34.000	60	7Bet UMi	2.0810	3950.0	68	32920	No
327	GOM_NL__2PRFIN20080616_215636_000000342069_00301_32920_8852.N1	16-JUN-2008 21:56:36	Bright	34.000	49	1Alp UMi	1.9900	6300.0	68	32920	No
328	GOM_NL__2PRFIN20080616_220402_000000602069_00301_32920_8853.N1	16-JUN-2008 22:04:02	Bright	60.000	76	27Gam Cas	2.3000	30000.	120	32920	No
329	GOM_NL__2PRFIN20080616_220653_000000352069_00301_32920_8854.N1	16-JUN-2008 22:06:53	Bright	34.500	160	23Gam Per	2.9300	4700.0	69	32920	No
330	GOM_NL__2PRFIN20080616_221020_000000412069_00301_32920_8855.N1	16-JUN-2008 22:10:20	Bright	40.500	73	57Gam1And	2.2600	13100.	81	32920	No
331	GOM_NL__2PRFIN20080616_221237_000000402069_00301_32920_8856.N1	16-JUN-2008 22:12:37	Bright	39.500	173	4Bet Tri	3.0040	8900.0	79	32920	No
332	GOM_NL__2PRFIN20080616_221615_000000492069_00301_32920_8857.N1	16-JUN-2008 22:16:15	Twilight	48.500	50	13Alp Ari	2.0070	4250.0	97	32920	No
333	GOM_NL__2PRFIN20080616_222101_000000452069_00301_32920_8858.N1	16-JUN-2008 22:21:01	Dark	44.500	94	92Alp Cet	2.5260	3100.0	89	32920	No
334	GOM_NL__2PRFIN20080616_223857_000000452069_00301_32920_8859.N1	16-JUN-2008 22:38:57	Dark	44.500	9	Alp Eri	0.45300	24000.	89	32920	No
335	GOM_NL__2PRFIN20080616_224438_000000532069_00302_32921_8858.N1	16-JUN-2008 22:44:38	Dark	53.000	63	Bet Gru	2.1500	2800.0	106	32921	No
336	GOM_NL__2PRFIN20080616_225023_000000402069_00302_32921_8859.N1	16-JUN-2008 22:50:23	Straylight	40.000	45	Alp Pav	1.9400	26000.	80	32921	No
337	GOM_NL__2PRFIN20080616_225519_000000492069_00302_32921_8860.N1	16-JUN-2008 22:55:19	Straylight	48.500	141	Bet Ara	2.8400	4600.0	97	32921	No

338	GOM_NL__2PRFIN20080616_225642_000000372069_00302_32921_8861.N1	16-JUN-2008 22:56:42	Straylight	37.000	147	Alp Ara	2.8770	26000.	74	32921	No
339	GOM_NL__2PRFIN20080616_225827_000000412069_00302_32921_8862.N1	16-JUN-2008 22:58:27	Twilight	40.500	40	The Sco	1.8590	7100.0	81	32921	No
340	GOM_NL__2PRFIN20080616_230009_000000442069_00302_32921_8863.N1	16-JUN-2008 23:00:09	Twilight	43.500	25	35Lam Sco	1.6200	28000.	87	32921	No
341	GOM_NL__2PRFIN20080616_230135_000000412069_00302_32921_8864.N1	16-JUN-2008 23:01:35	Twilight	41.000	75	26Eps Sco	2.2910	4250.0	82	32921	No
342	GOM_NL__2PRFIN20080616_230642_000000392069_00302_32921_8865.N1	16-JUN-2008 23:06:42	Bright	38.500	86	35Eta Oph	2.4300	10200.	77	32921	No
343	GOM_NL__2PRFIN20080616_230826_000000372069_00302_32921_8866.N1	16-JUN-2008 23:08:26	Bright	36.500	98	13Zet Oph	2.5710	30000.	73	32921	No
344	GOM_NL__2PRFIN20080616_231031_000000362069_00302_32921_8867.N1	16-JUN-2008 23:10:31	Bright	36.000	120	1Del Oph	2.7340	3200.0	72	32921	No
345	GOM_NL__2PRFIN20080616_231741_000000372069_00302_32921_8868.N1	16-JUN-2008 23:17:41	Bright	37.000	127	27Bet Her	2.7810	4700.0	74	32921	No
346	GOM_NL__2PRFIN20080616_231916_000000522069_00302_32921_8869.N1	16-JUN-2008 23:19:16	Bright	52.000	67	5Alp CrB	2.2210	11000.	104	32921	No
347	GOM_NL__2PRFIN20080616_232041_000000362069_00302_32921_8870.N1	16-JUN-2008 23:20:41	Bright	36.000	133	40Zet Her	2.8070	6000.0	72	32921	No
348	GOM_NL__2PRFIN20080616_232726_000000402069_00302_32921_8871.N1	16-JUN-2008 23:27:26	Bright	40.000	130	23Bet Dra	2.7990	5800.0	80	32921	No
349	GOM_NL__2PRFIN20080616_232905_000000382069_00302_32921_8872.N1	16-JUN-2008 23:29:05	Bright	38.000	119	14Eta Dra	2.7270	4700.0	76	32921	No
350	GOM_NL__2PRFIN20080616_233236_000000372069_00302_32921_8873.N1	16-JUN-2008 23:32:36	Bright	36.500	60	7Bet UMi	2.0810	3950.0	73	32921	No
351	GOM_NL__2PRFIN20080616_233712_000000362069_00302_32921_8874.N1	16-JUN-2008 23:37:12	Bright	36.000	49	1Alp UMi	1.9900	6300.0	72	32921	No
352	GOM_NL__2PRFIN20080616_234438_000000402069_00302_32921_8875.N1	16-JUN-2008 23:44:38	Bright	39.500	76	27Gam Cas	2.3000	30000.	79	32921	No
353	GOM_NL__2PRFIN20080616_234728_000000442069_00302_32921_8876.N1	16-JUN-2008 23:47:28	Bright	44.000	160	23Gam Per	2.9300	4700.0	88	32921	No
354	GOM_NL__2PRFIN20080616_235056_000000422069_00302_32921_8877.N1	16-JUN-2008 23:50:56	Bright	41.500	73	57Gam1And	2.2600	13100.	83	32921	No
355	GOM_NL__2PRFIN20080616_235313_000000432069_00302_32921_8878.N1	16-JUN-2008 23:53:13	Bright	43.000	173	4Bet Tri	3.0040	8900.0	86	32921	No
356	GOM_NL__2PRFIN20080616_235651_000000552069_00302_32921_8879.N1	16-JUN-2008 23:56:51	Twilight	55.000	50	13Alp Ari	2.0070	4250.0	110	32921	No

### 3. Quality information per product

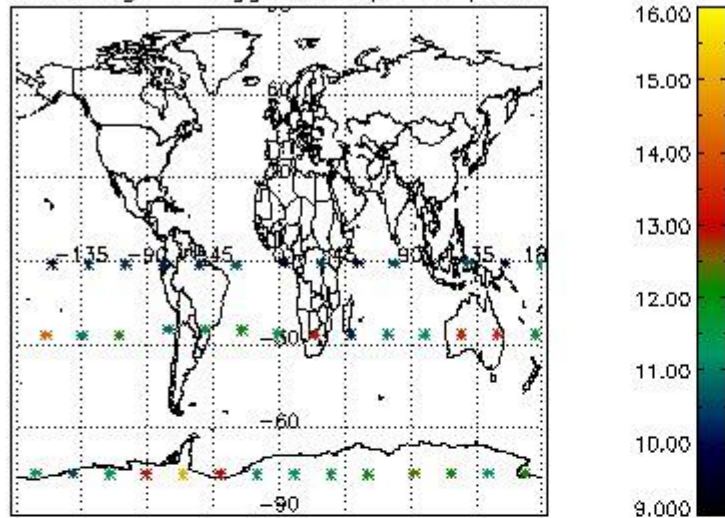
In this section it is plotted some information contained in the Quality Summary data set of the level 2 products. Only products in dark limb conditions and without errors (error flag in the MPH set to "0") are used.

#### 3.1 Plot quality information per product (time dependant)

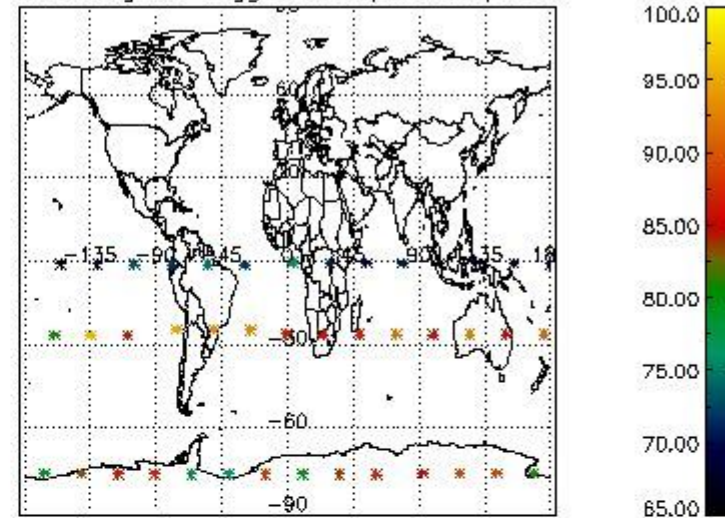


3.2 Plot quality information per product (world map)

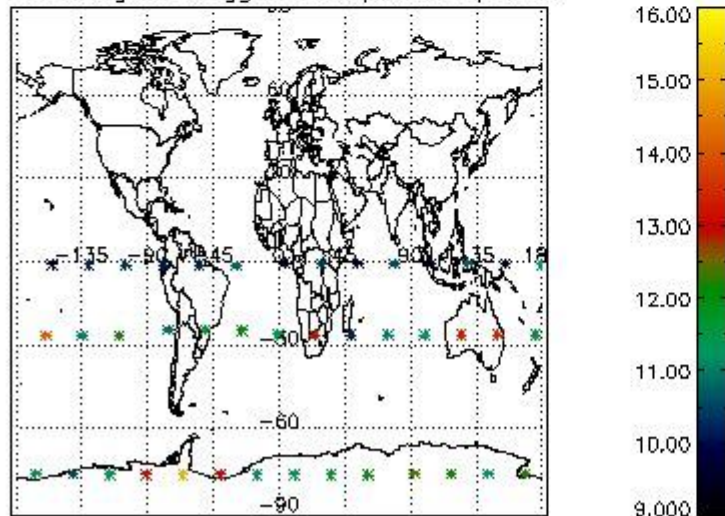
Percentage of flagged data per O3 profile



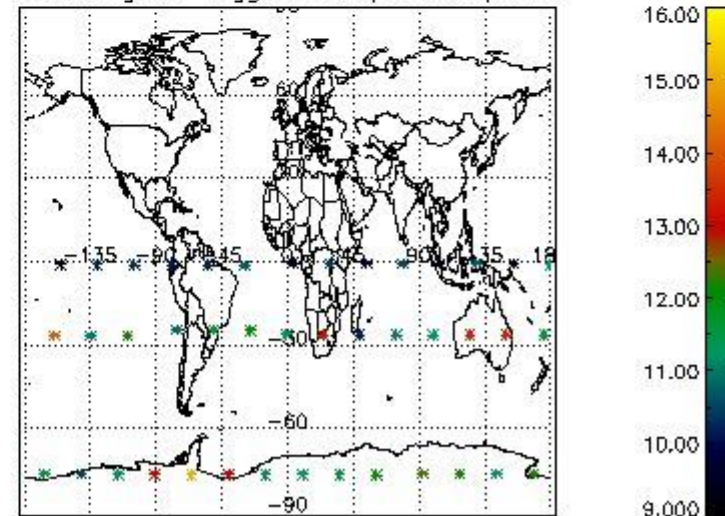
Percentage of flagged data per H2O profile



Percentage of flagged data per NO2 profile



Percentage of flagged data per NO3 profile

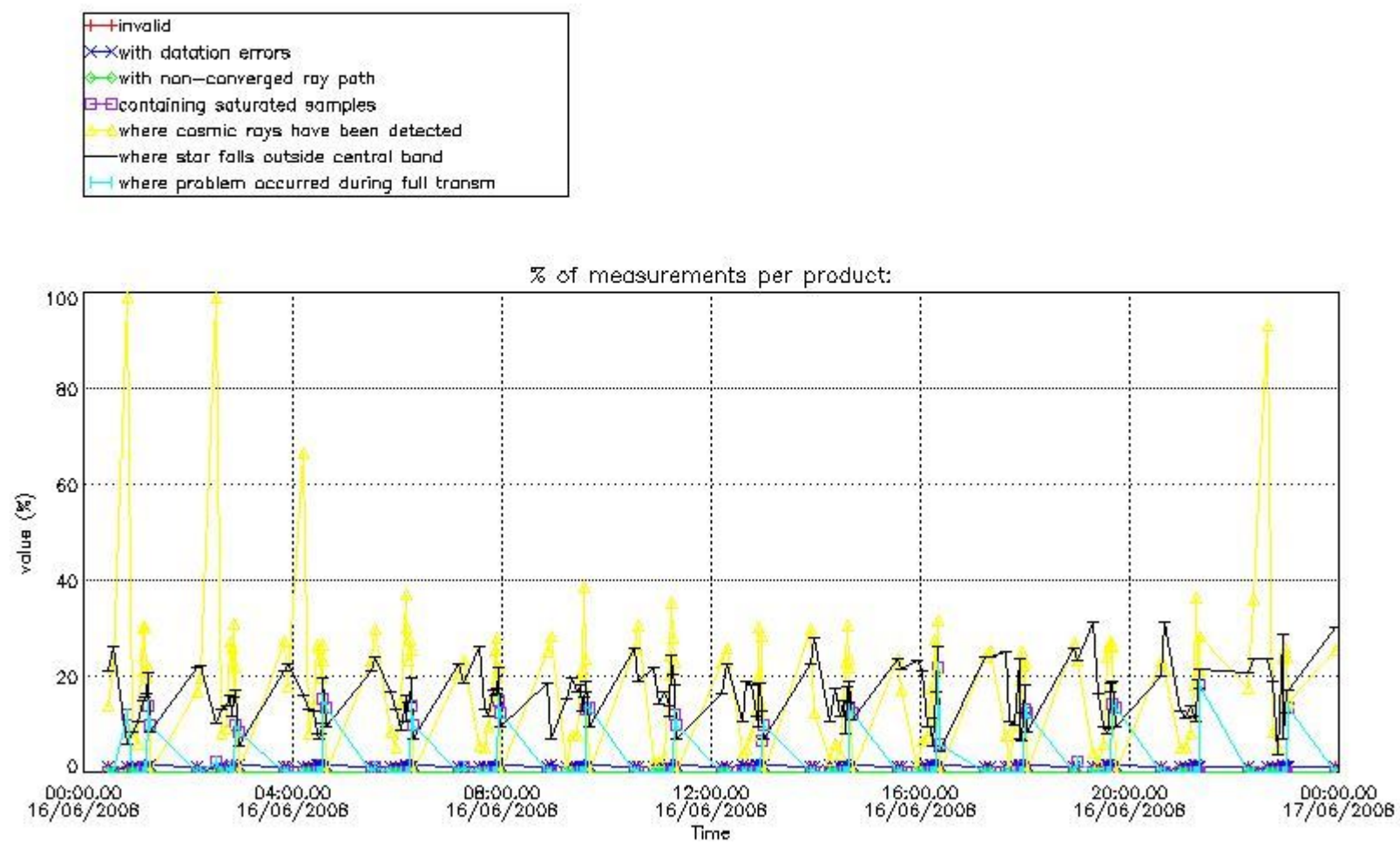


#### 4. Level 1 quality information per product

In this section it is plotted some information contained in the Quality Summary data set of the level 2 products that comes from the level 1b processing. Products without errors (error flag in the MPH set to "0") are used.

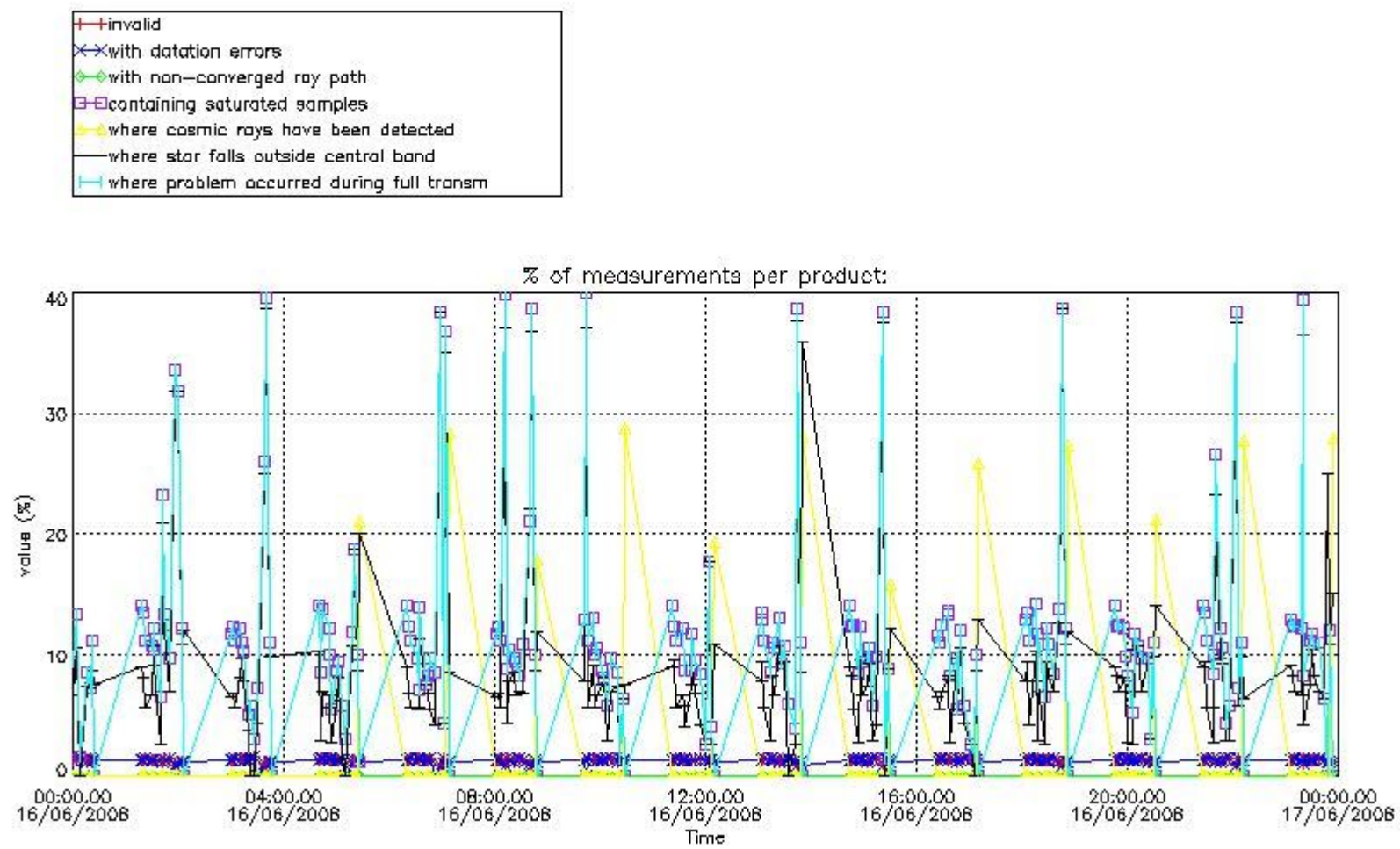
##### 4.1 Plot quality information per product (time dependant) coming from level 1b processing

###### 4.1.1 Plot level 1 quality information per product (time dependant): ENVISAT ASCENDING passes



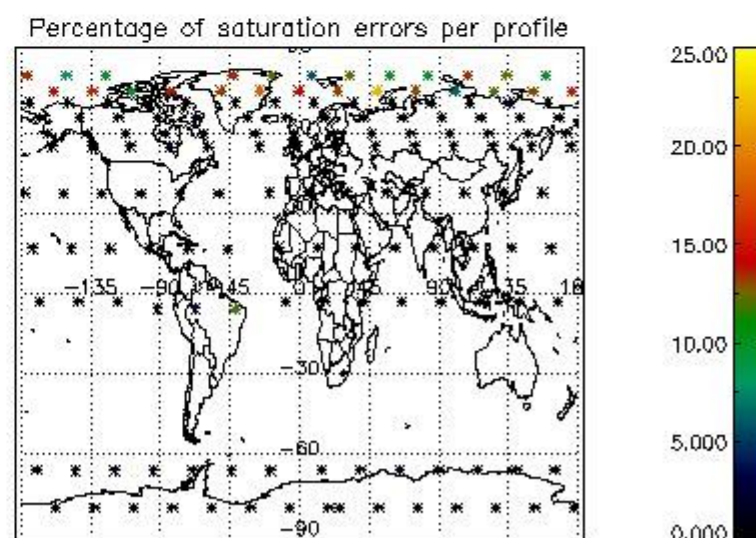
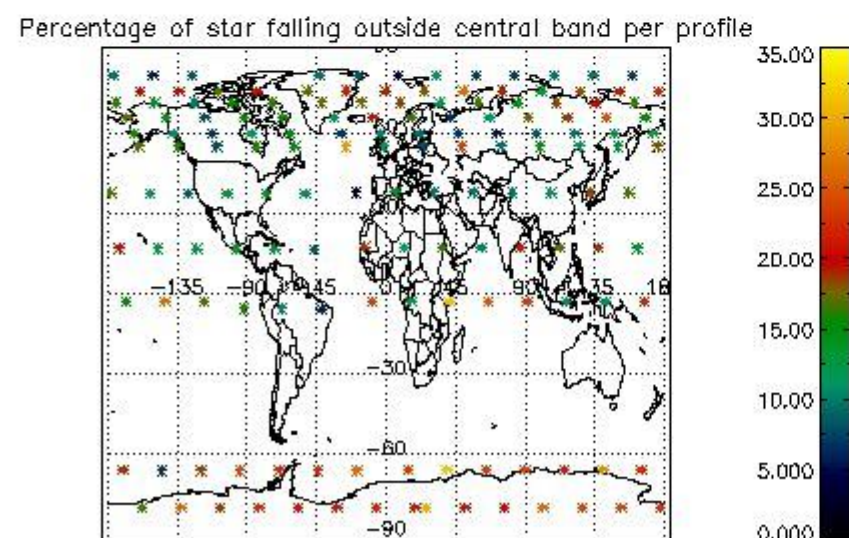
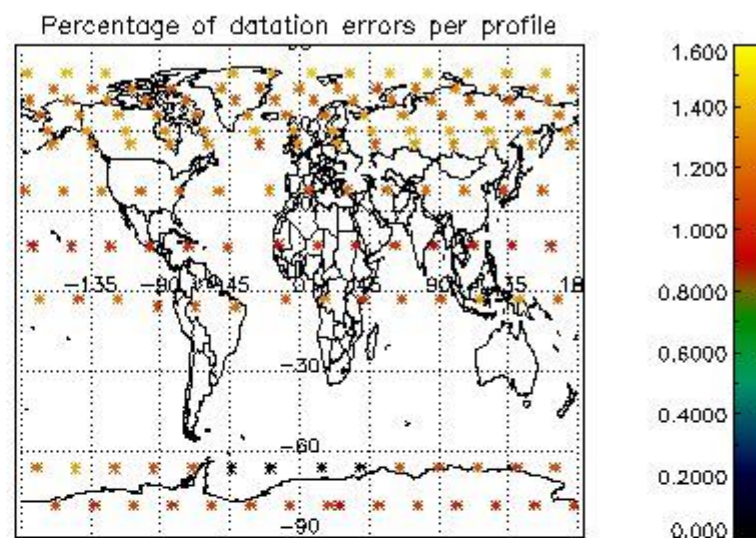
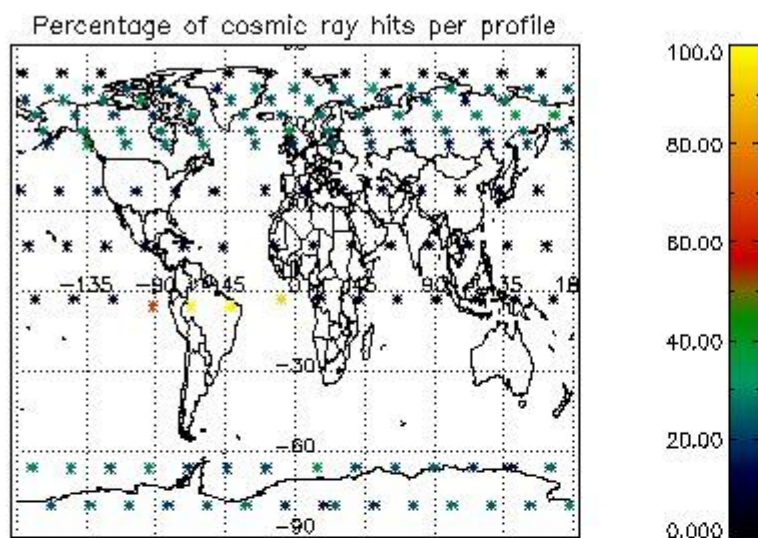
4.1.2 Plot level 1 quality information per product (time dependant): ENVI SAT DESCENDING passes



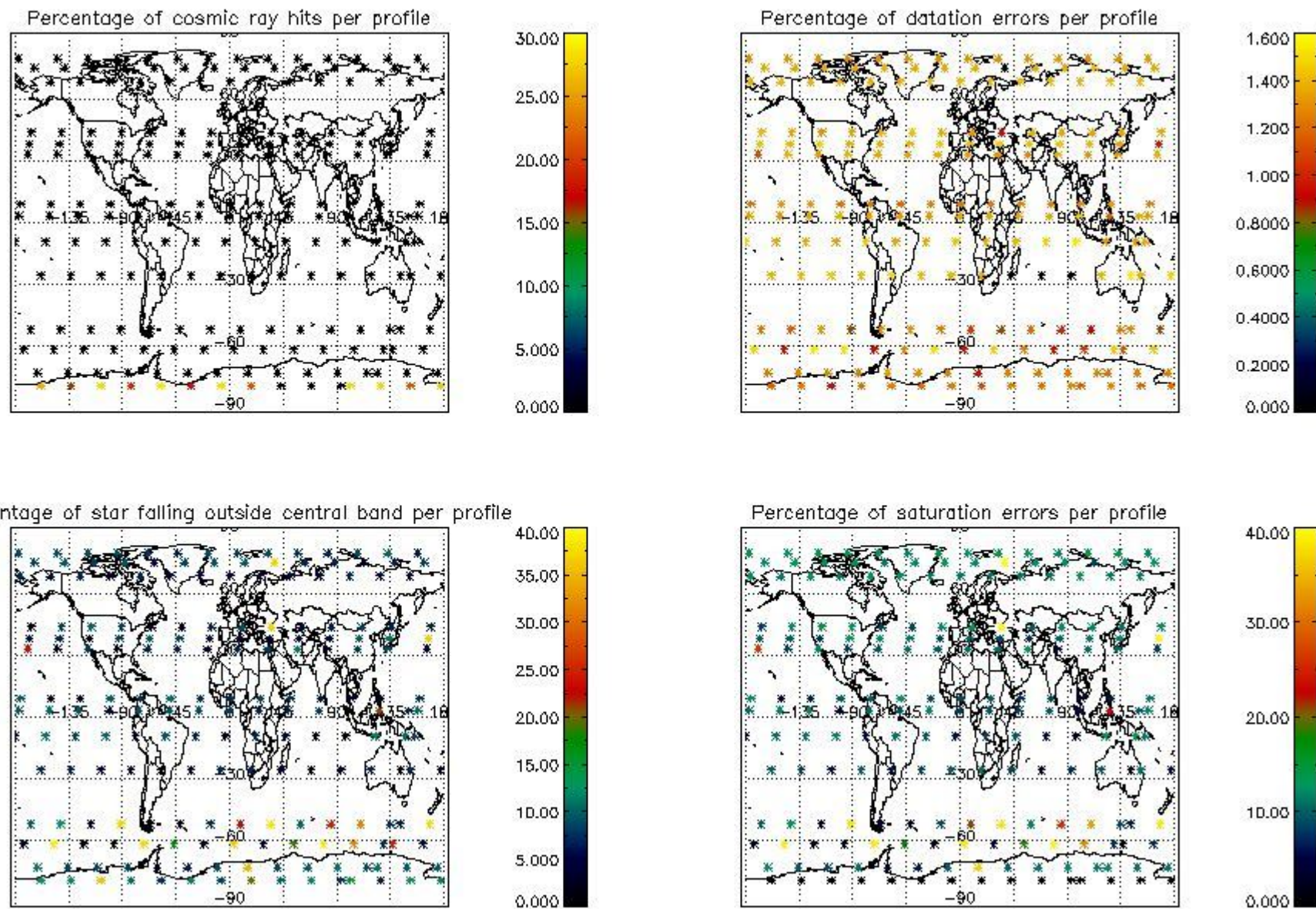


4.2 Plot quality information per product coming from level 1b processing (world map)

4.2.1 Plot level 1 quality information per product (world map): ENVISAT ASCENDING passes



4.2.2 Plot level 1 quality information per product (world map): ENVISAT DESCENDING passes



## 5. Trace gas profiles

### 5.1 Ozone statistics based on quality of products

The final quality of the products can be "measured" using the STD (Standard Deviation) attached to every point profile. This information is written to the parameter GOM\_NL\_\_2P/NL\_LOCAL\_SPECIES\_DENSITY/o3\_std of the level 2 products. The table below shows the statistics for given STD ranges.

The statistics are given with respect to the overall valid production:

- Products without fatal errors: GOM\_NL\_\_2P/MPH/PRODUCT\_ERR=0
- Valid point profile: GOM\_NL\_\_2P/NL\_LOCAL\_SPECIES\_DENSITY/pcd(0)=0

The 'Criteria' is applied to valid points of dark limb products:

- Products in dark limb illumination condition: GOM\_NL\_\_2P/NL\_SUMMARY\_QUALITY/obs\_ill\_cond=0
- Products without fatal errors: GOM\_NL\_\_2P/MPH/PRODUCT\_ERR=0
- Valid point profile: GOM\_NL\_\_2P/NL\_LOCAL\_SPECIES\_DENSITY/pcd(0)=0

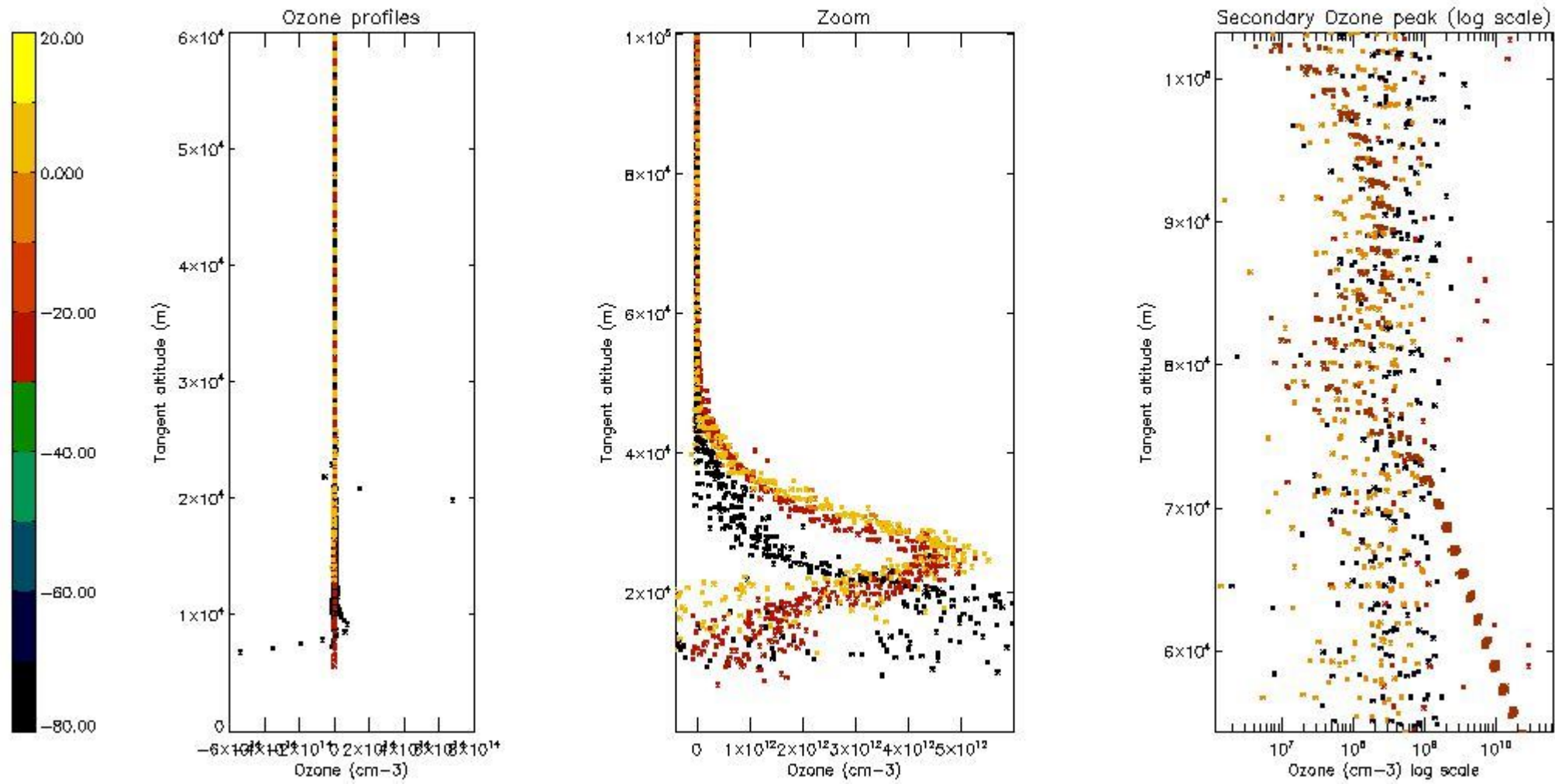
So, the table below shows the percentage of dark limb and valid observations for each criteria with respect to the overall valid daily observations.

Criteria	% of total production
All STD	14
STD < 20	5

STD < 10	3
STD < 5	2

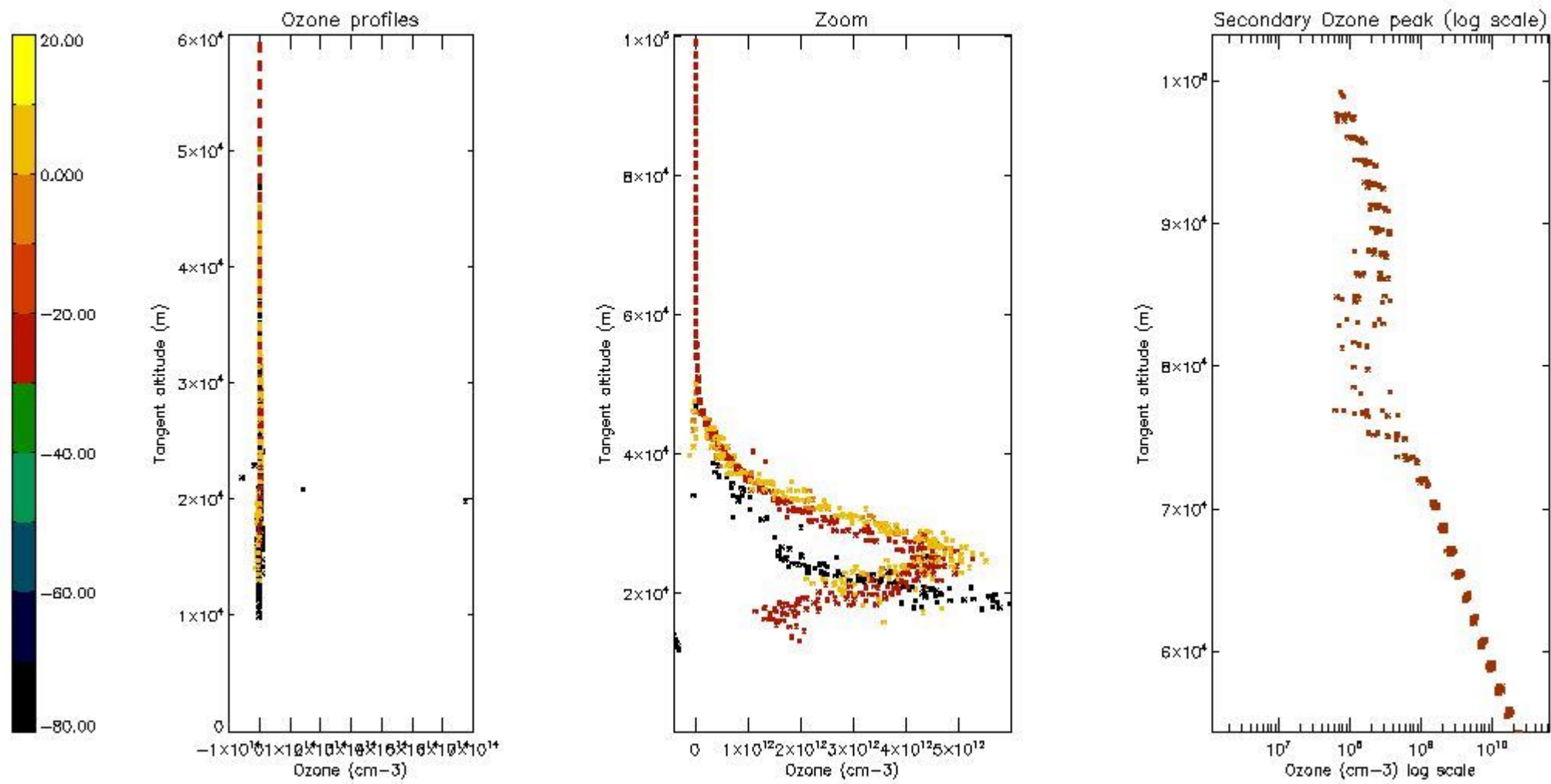
5.2 Plot ozone profiles for all STD (dark without errors)

The colorbar represents the latitude.



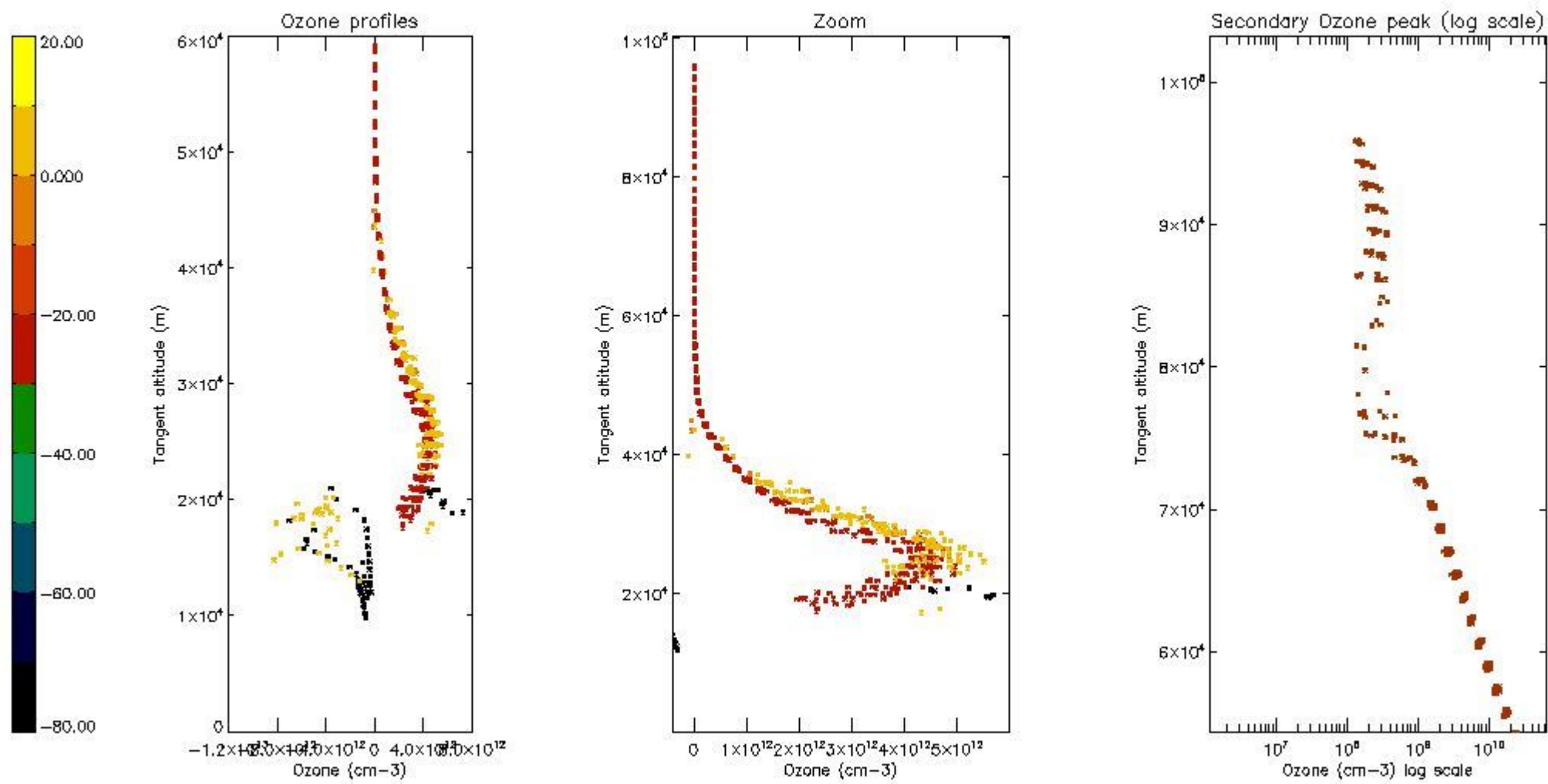
5.3 Plot ozone profiles where STD < 20% (dark without errors)

The colorbar represents the latitude.



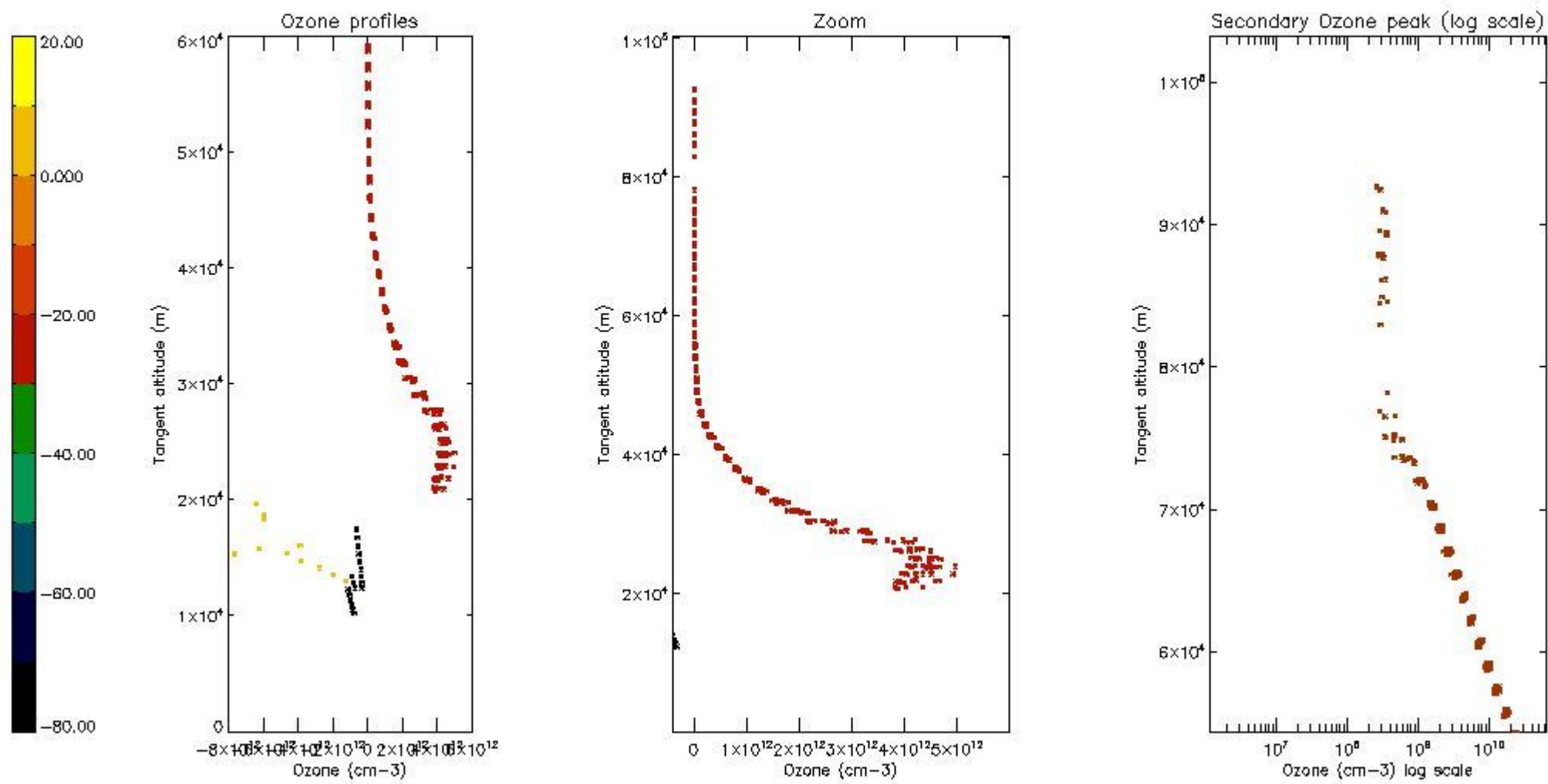
5.4 Plot ozone profiles where  $STD < 10\%$  (dark without errors)

The colorbar represents the latitude.



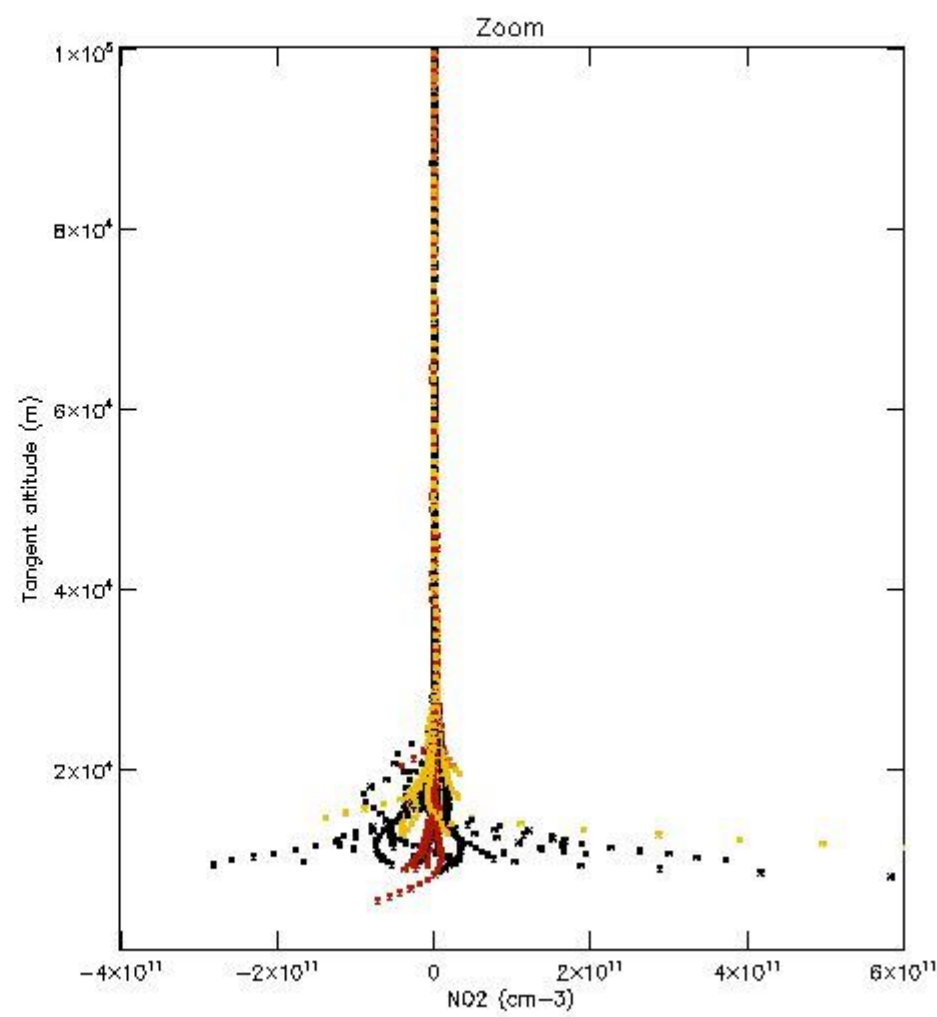
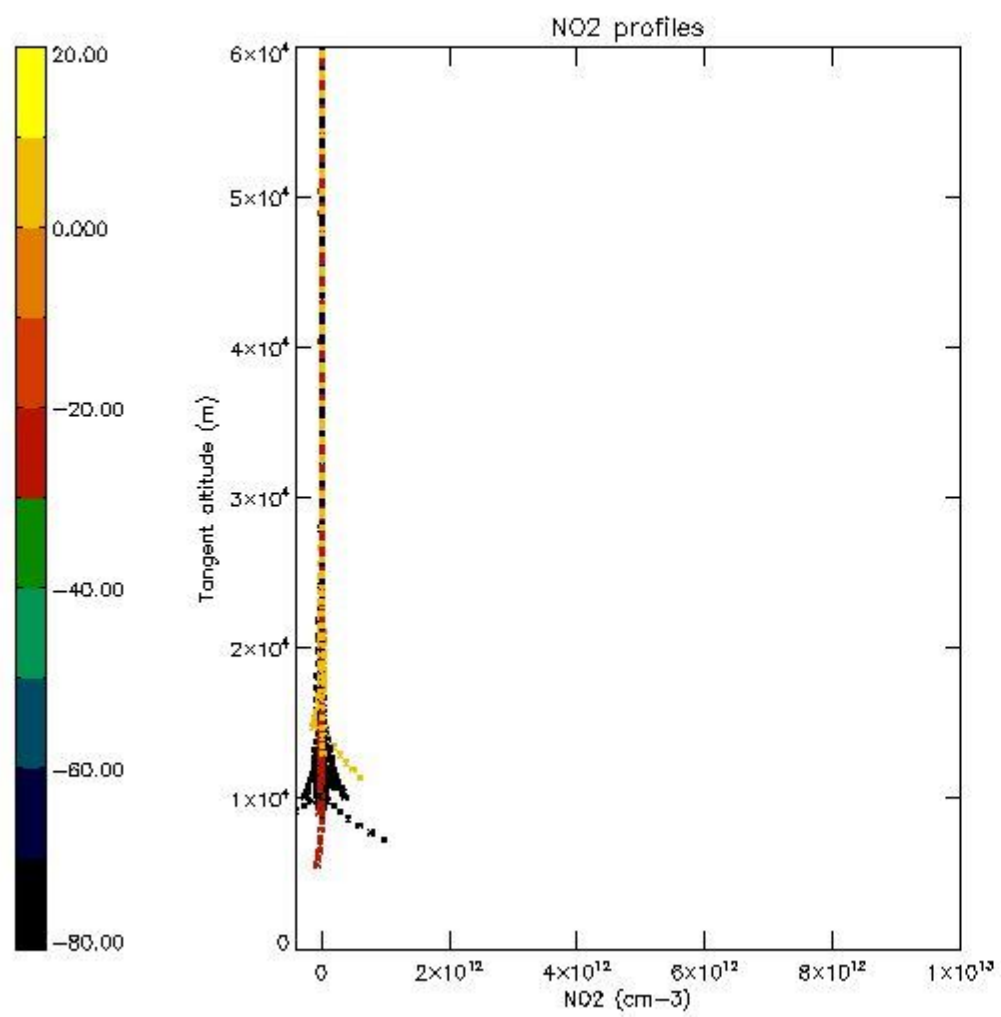
*5.5 Plot ozone profiles where  $STD < 5\%$  (dark without errors)*

The colorbar represents the latitude.



*5.6 Plot NO<sub>2</sub> profiles for all STD (dark without errors)*

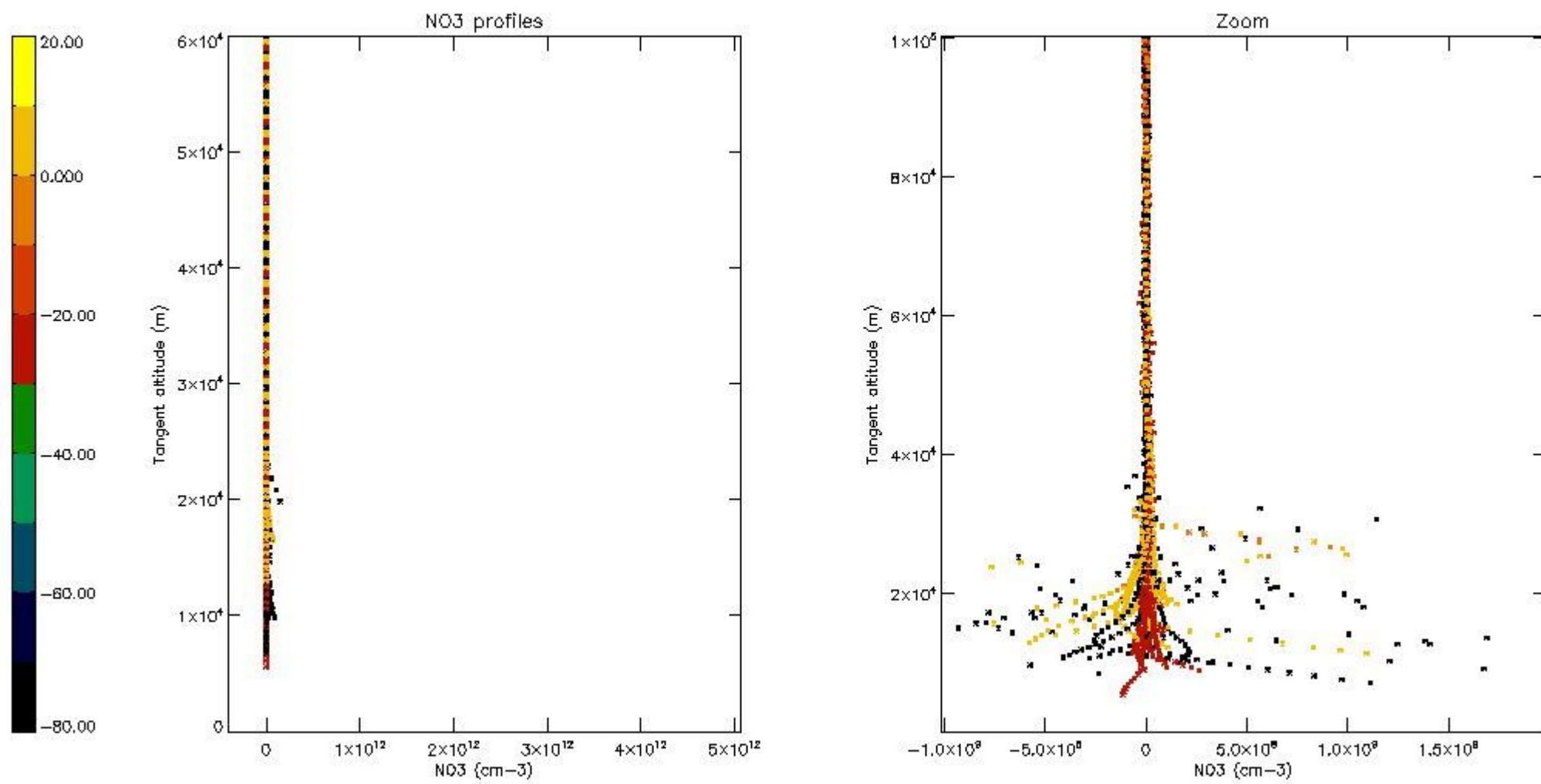
The colorbar represents the latitude.



*5.7 Plot NO3 profiles for all STD (dark without errors)*

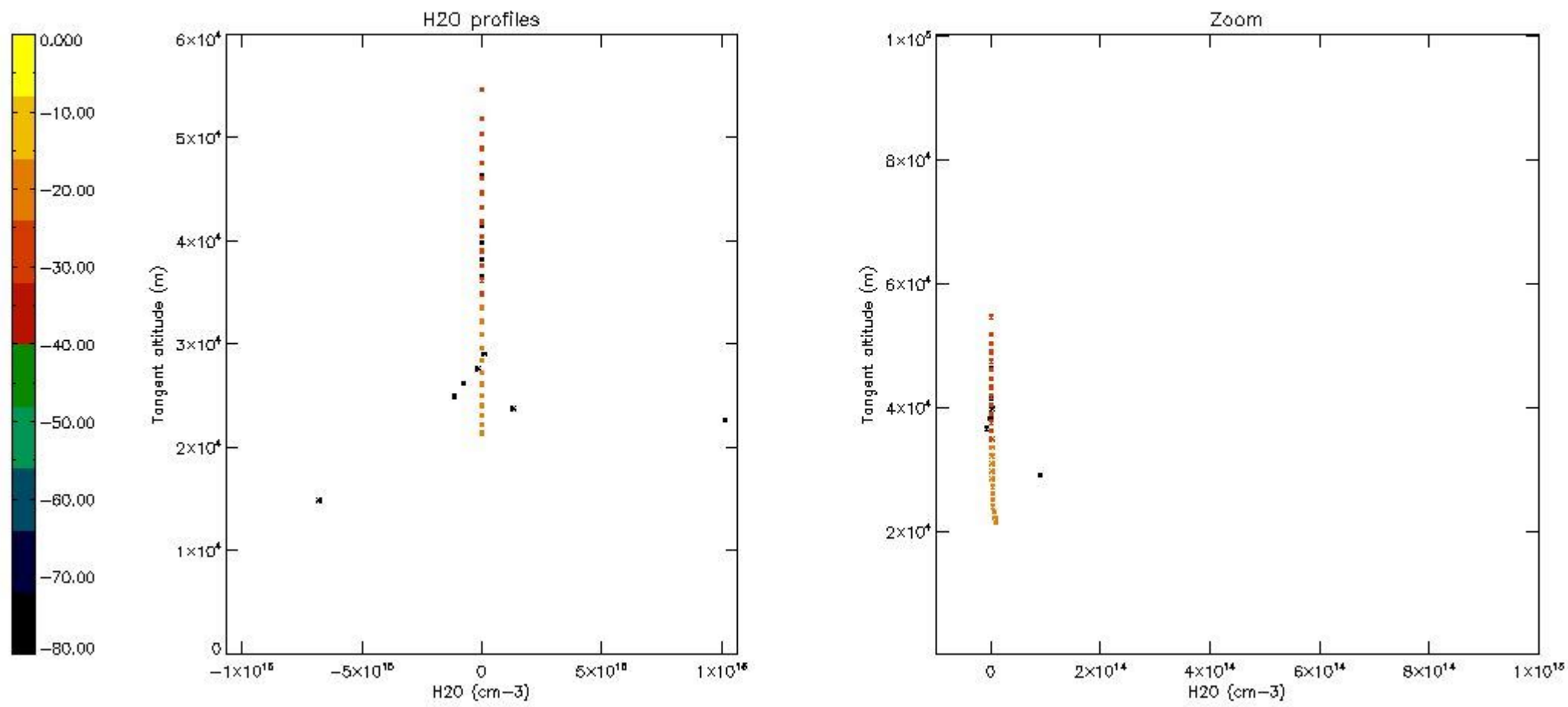
The colorbar represents the latitude.





*5.8 Plot H2O profiles for all STD (only for occultations of stars 1,2,3,4,13,14,16,26,63 dark without errors)*

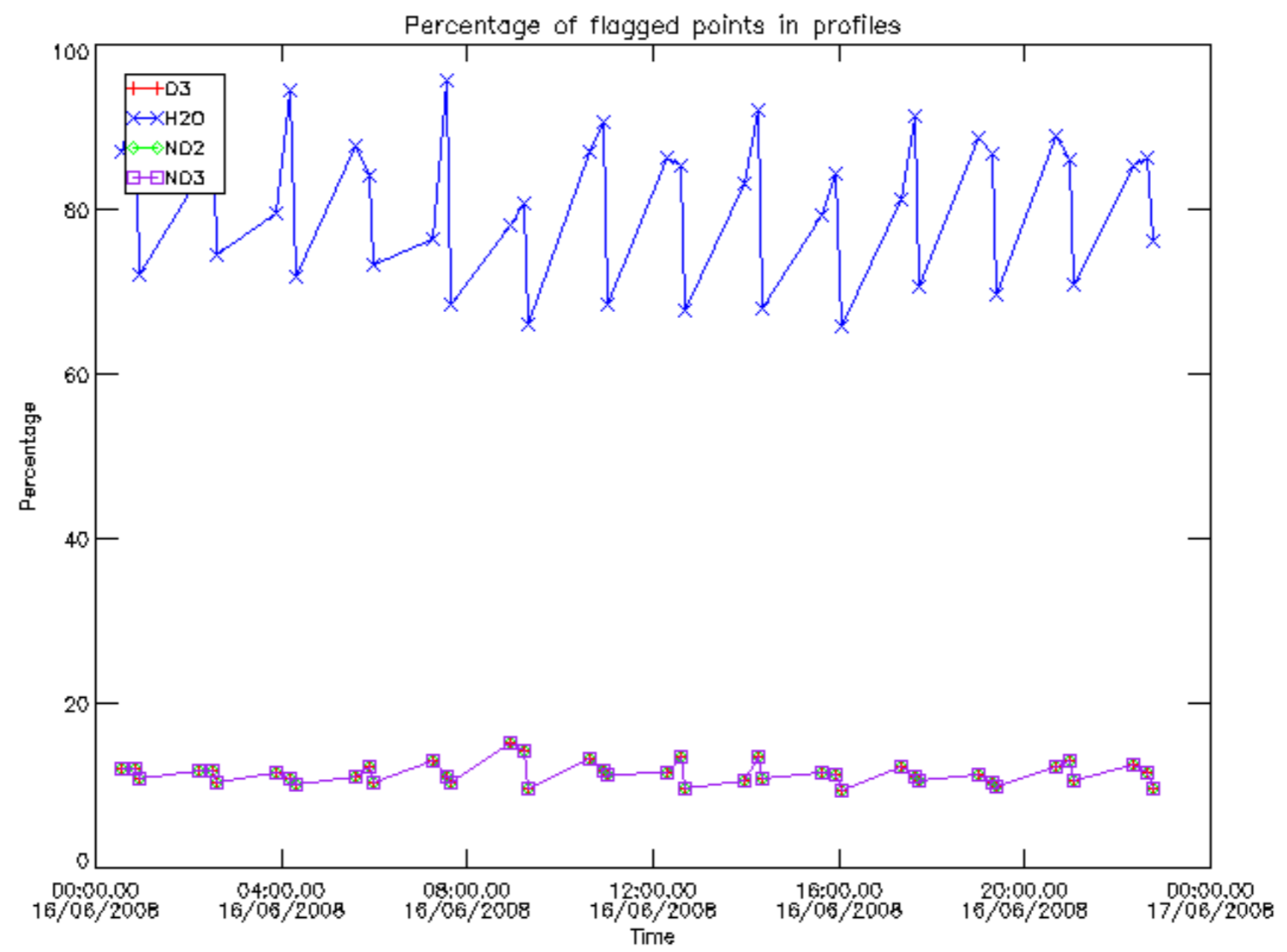
The colorbar represents the latitude.



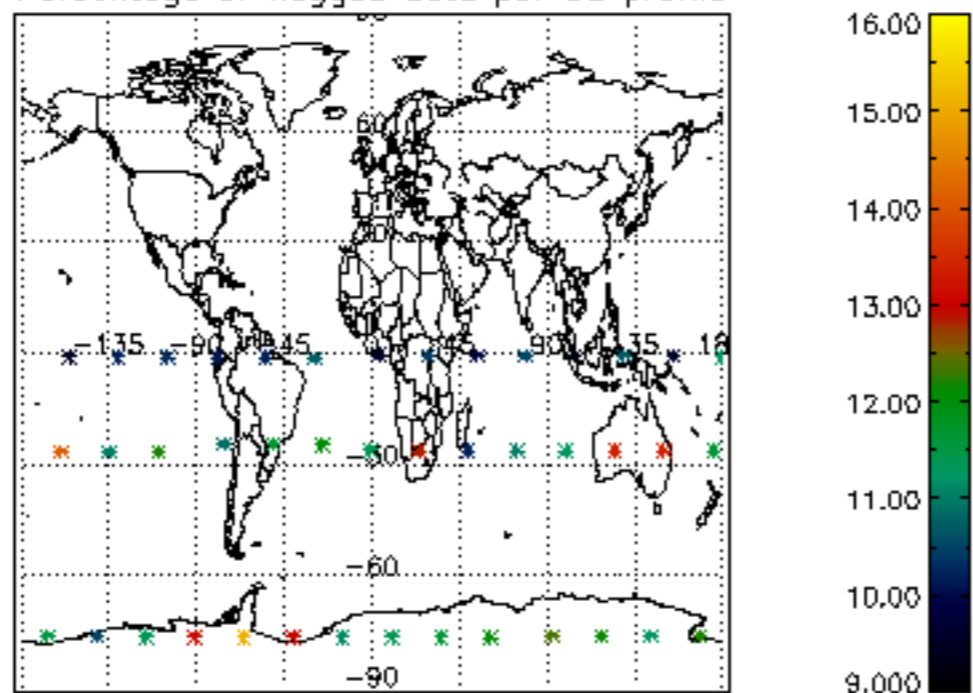
## 6. Auxiliary Data Files used for the production reported in section 2

The number reported in the third column indicates since which file (see list in section 2) the corresponding auxiliary file has been used. The fourth column is the date of those product files.

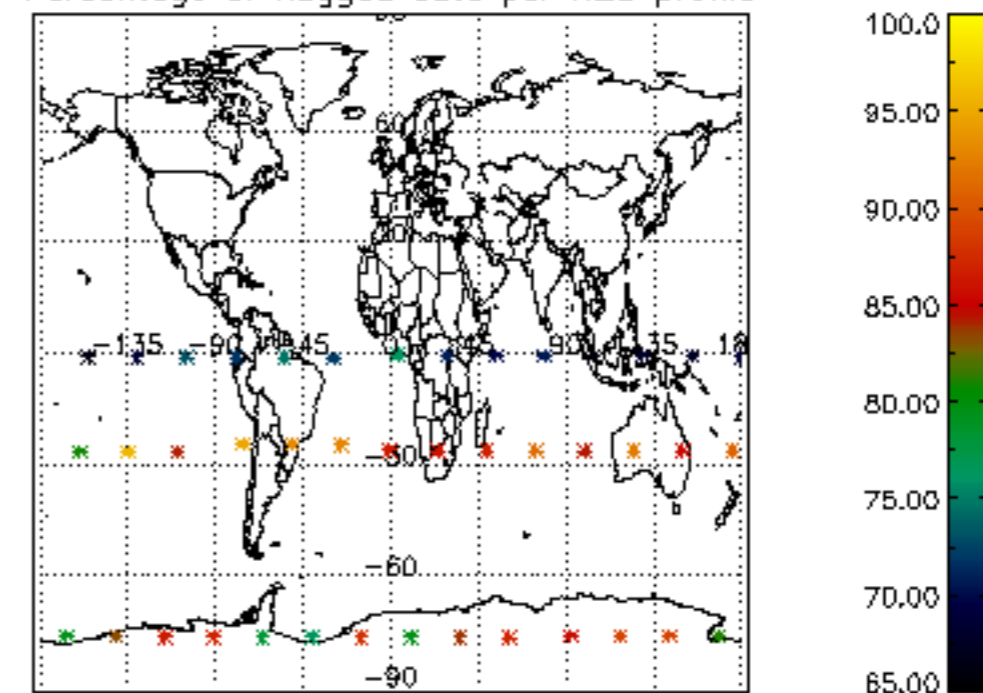
Type	Auxiliary Filename	Used since product	Used since product date
INST_PHYS_CHARACTERISTICS	GOM_INS_AXVIEC20091111_143220_20030716_120000_20500101_000000	1	16-JUN-2008 00:00:43
LEVEL-2_PROC_CONFIG	GOM_PR2_AXVIEC20091111_152718_20020301_000000_20500101_000000	1	16-JUN-2008 00:00:43
CROSS_SECTIONS_FILE	GOM_CRS_AXVIEC20091111_154832_20020301_000000_20500101_000000	1	16-JUN-2008 00:00:43



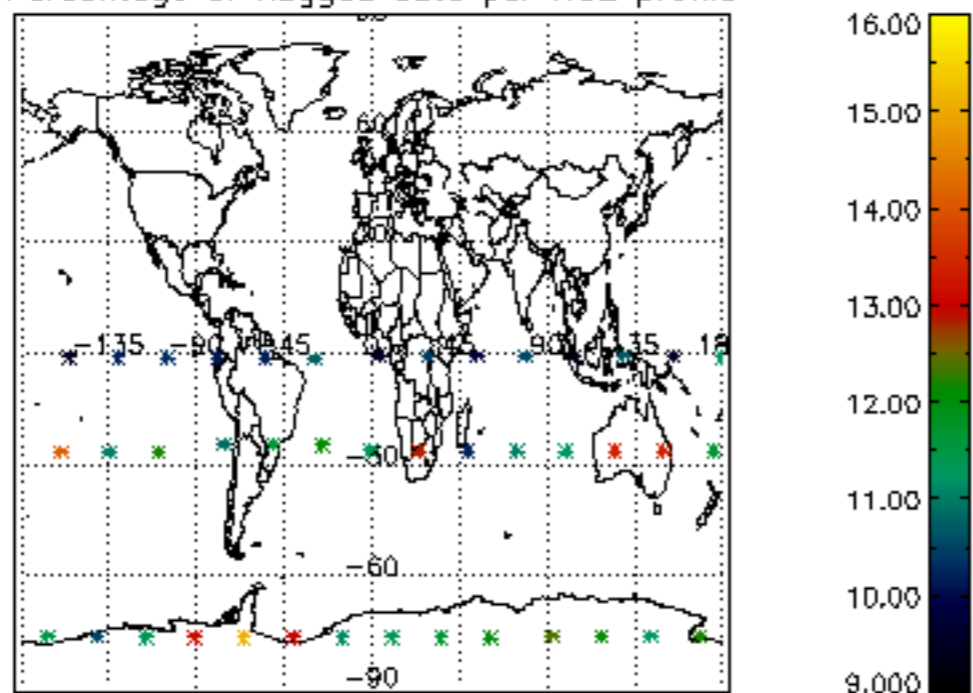
Percentage of flagged data per D3 profile



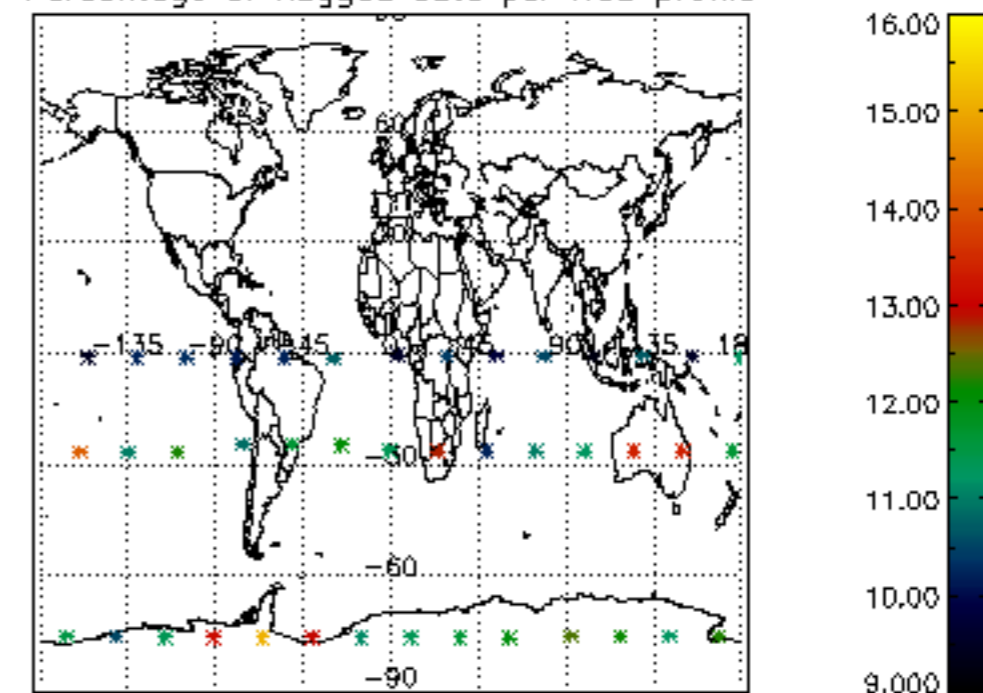
Percentage of flagged data per H2O profile

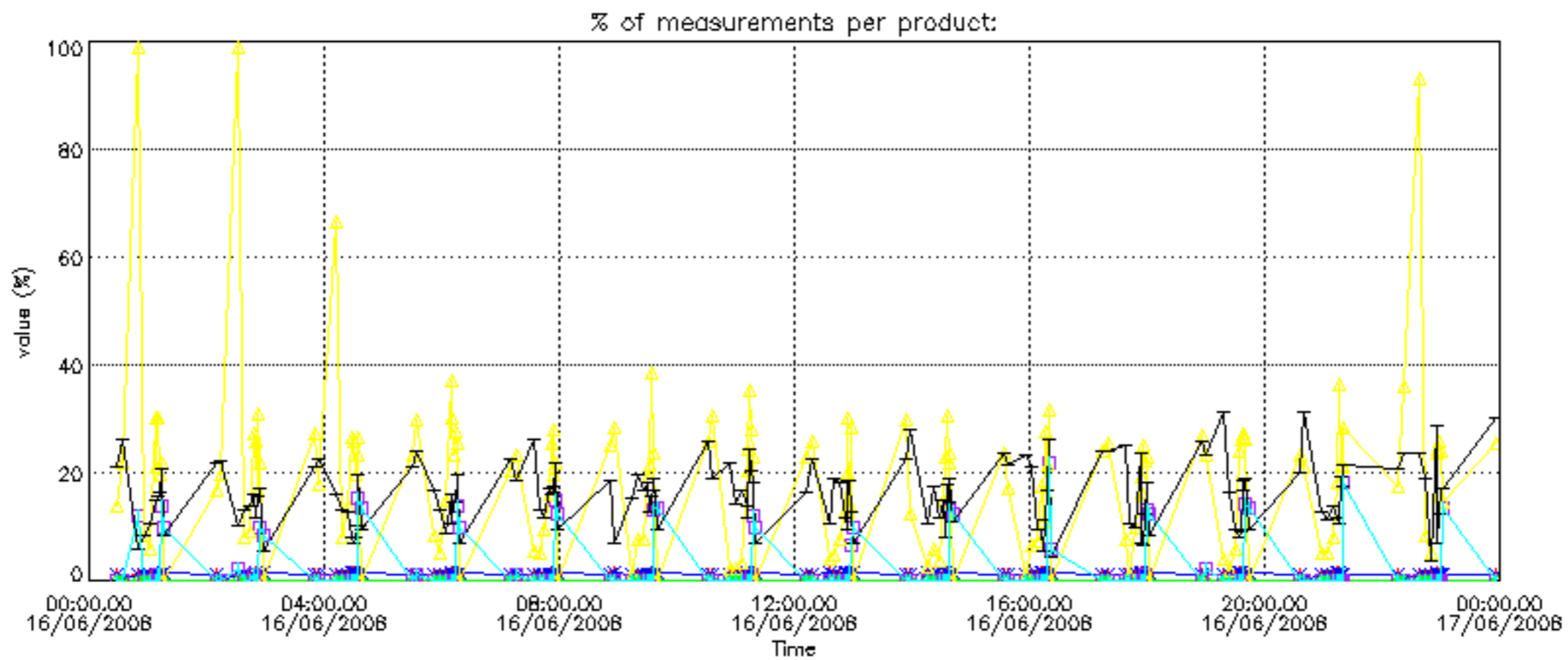


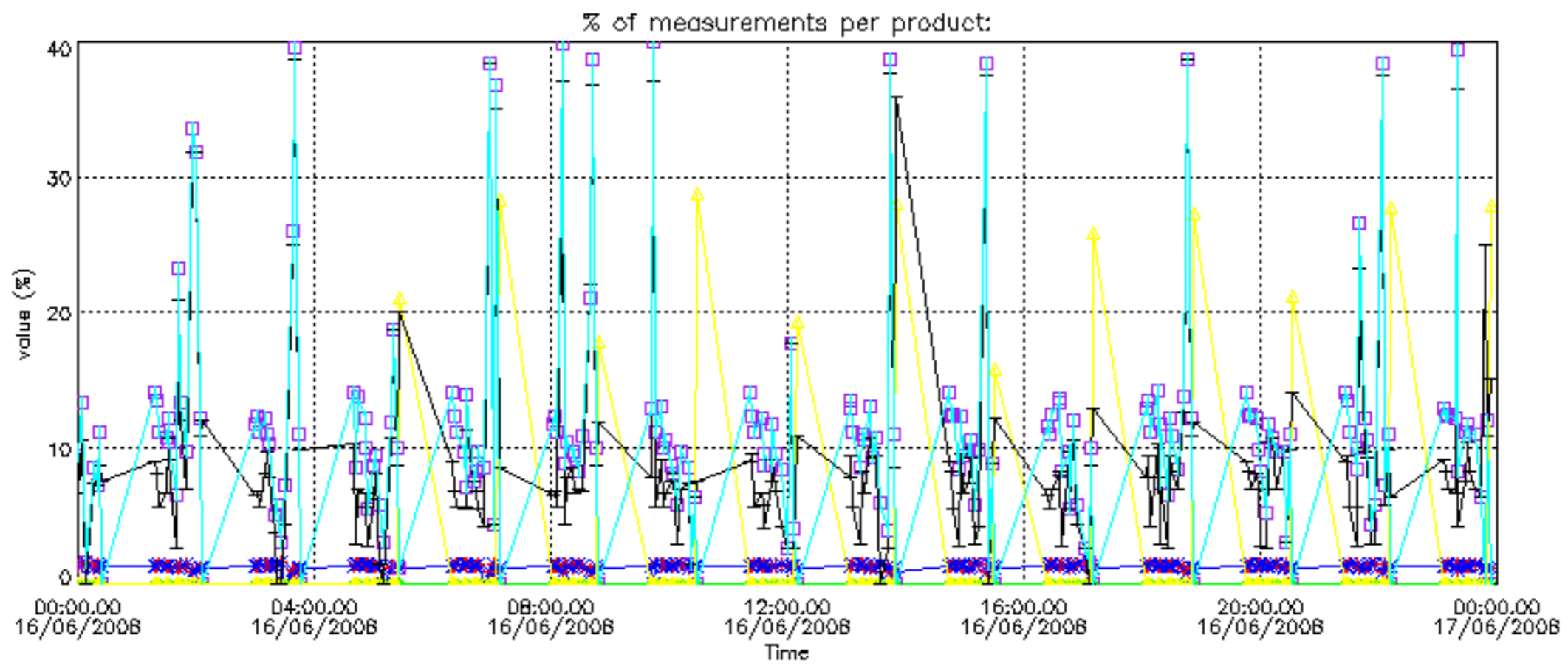
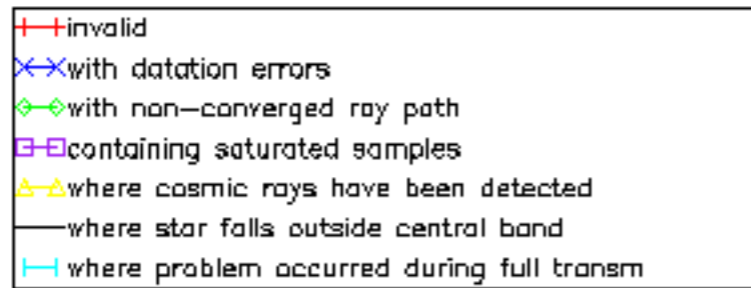
Percentage of flagged data per NO2 profile



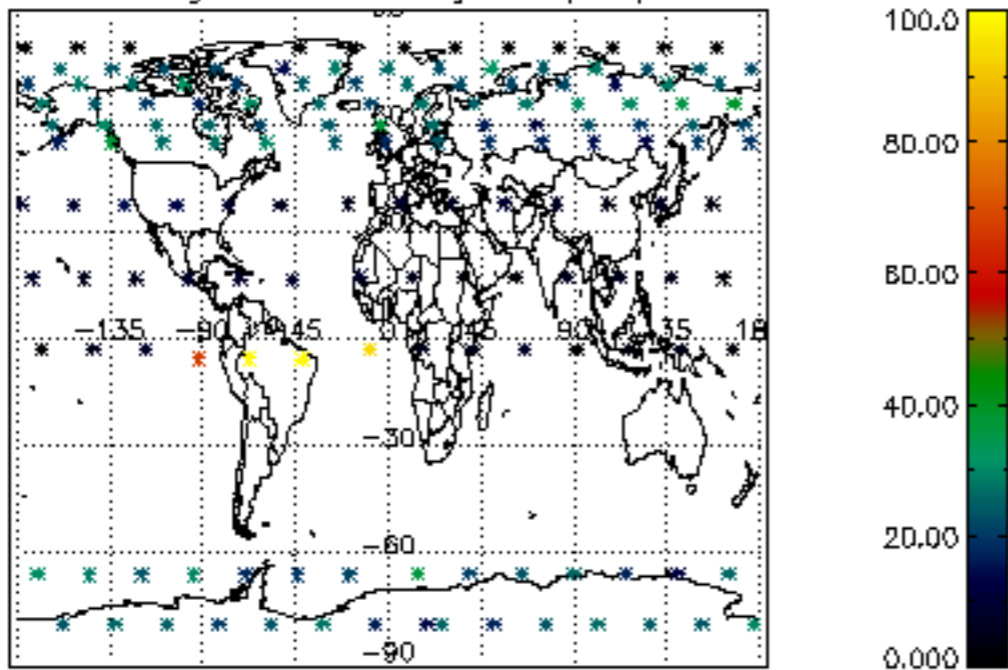
Percentage of flagged data per NO3 profile



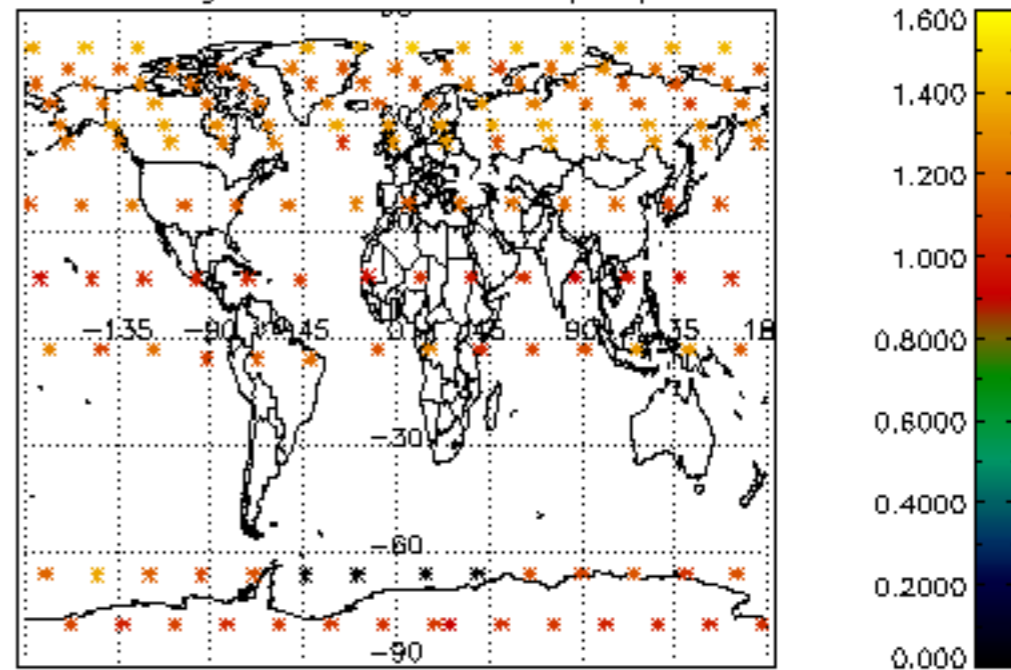




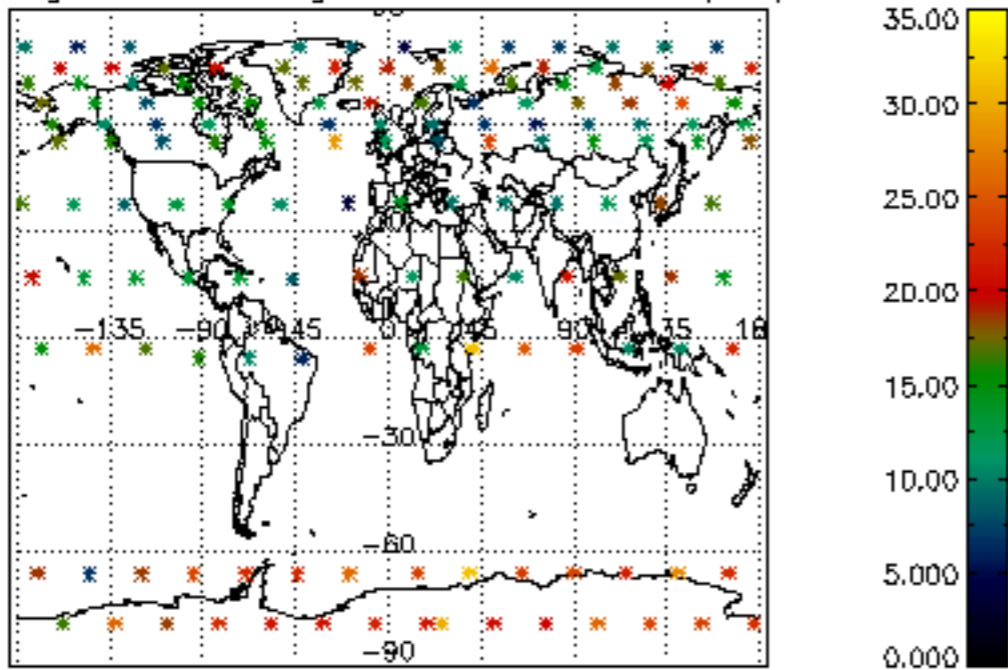
Percentage of cosmic ray hits per profile



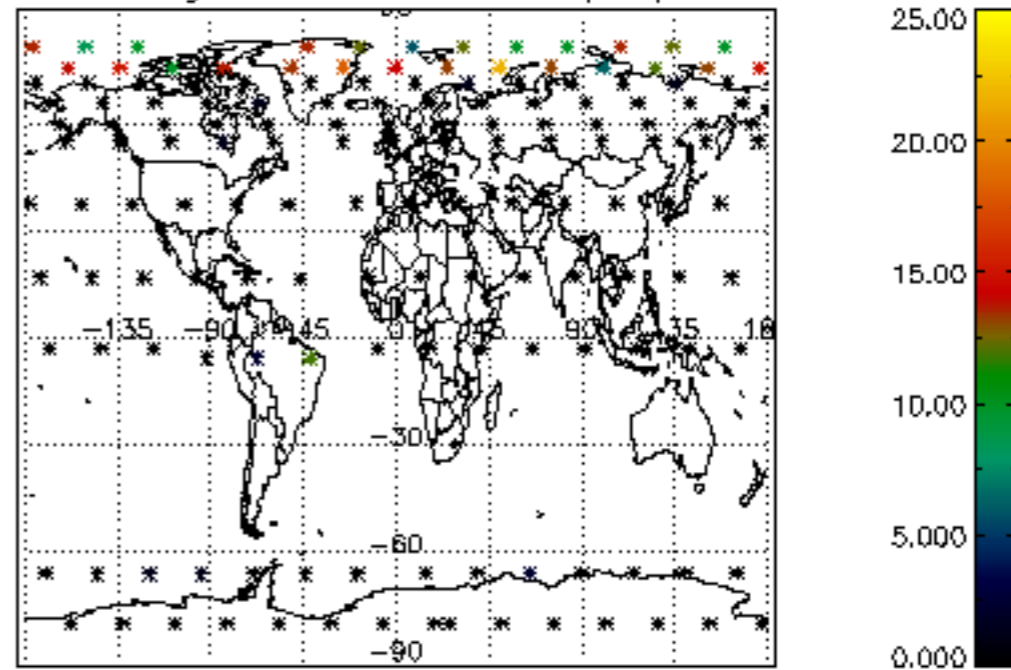
Percentage of datation errors per profile



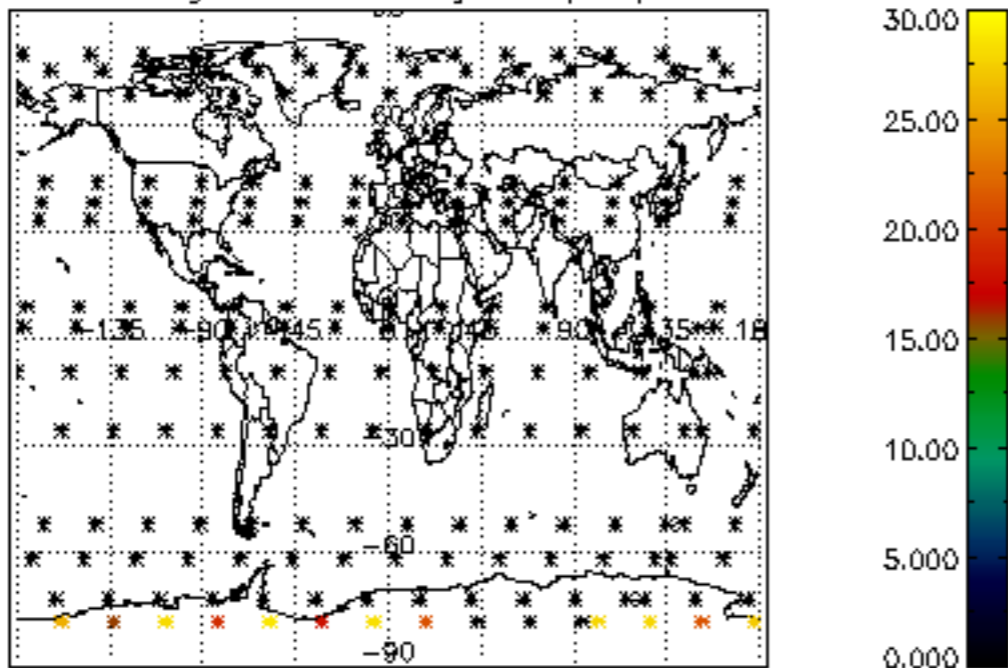
Percentage of star falling outside central band per profile



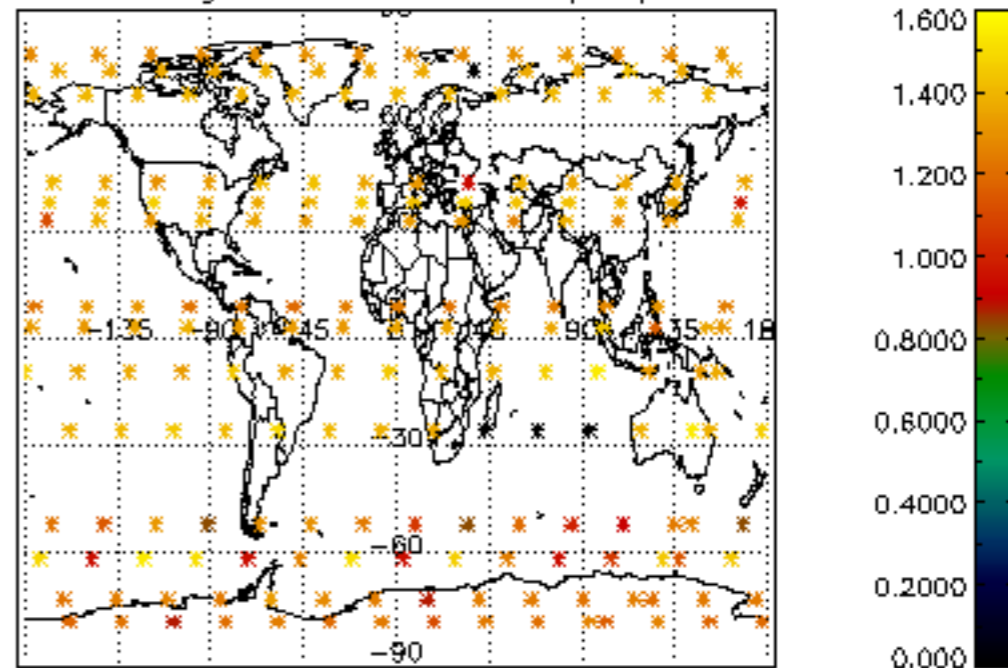
Percentage of saturation errors per profile



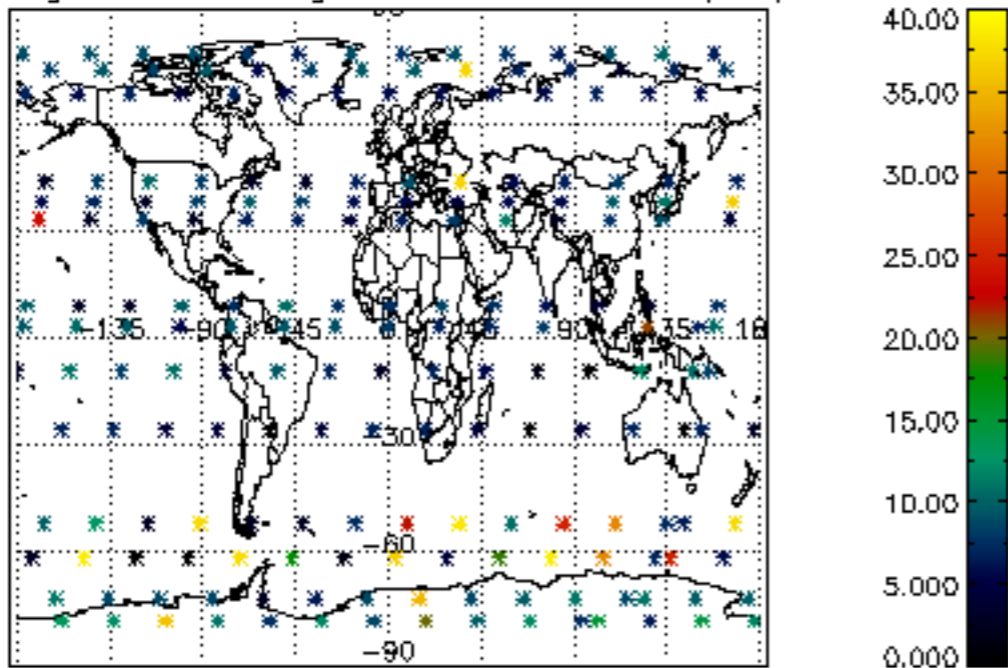
Percentage of cosmic ray hits per profile



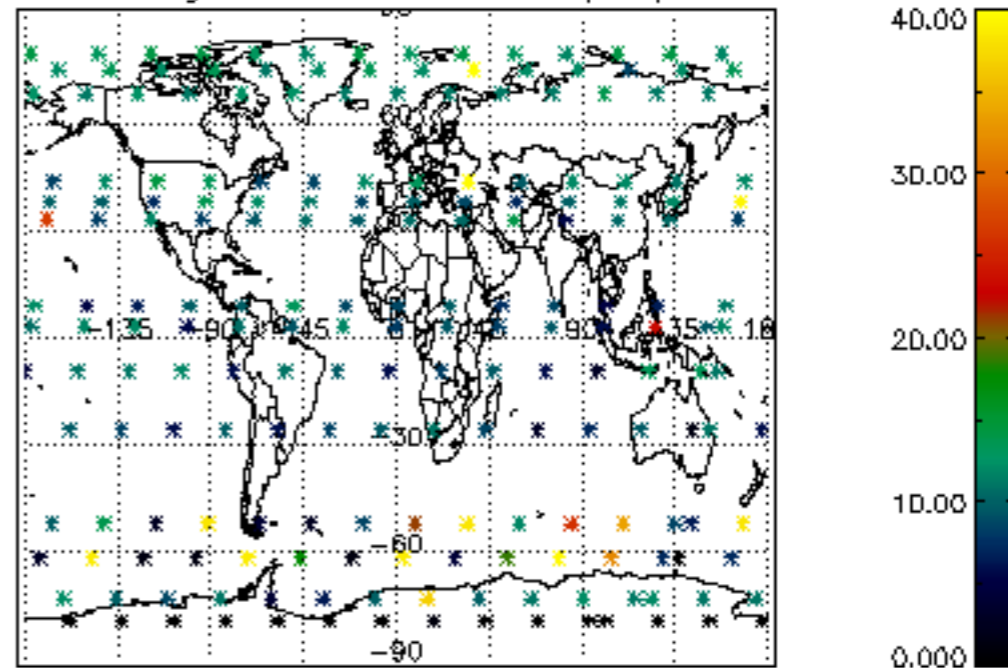
Percentage of datation errors per profile



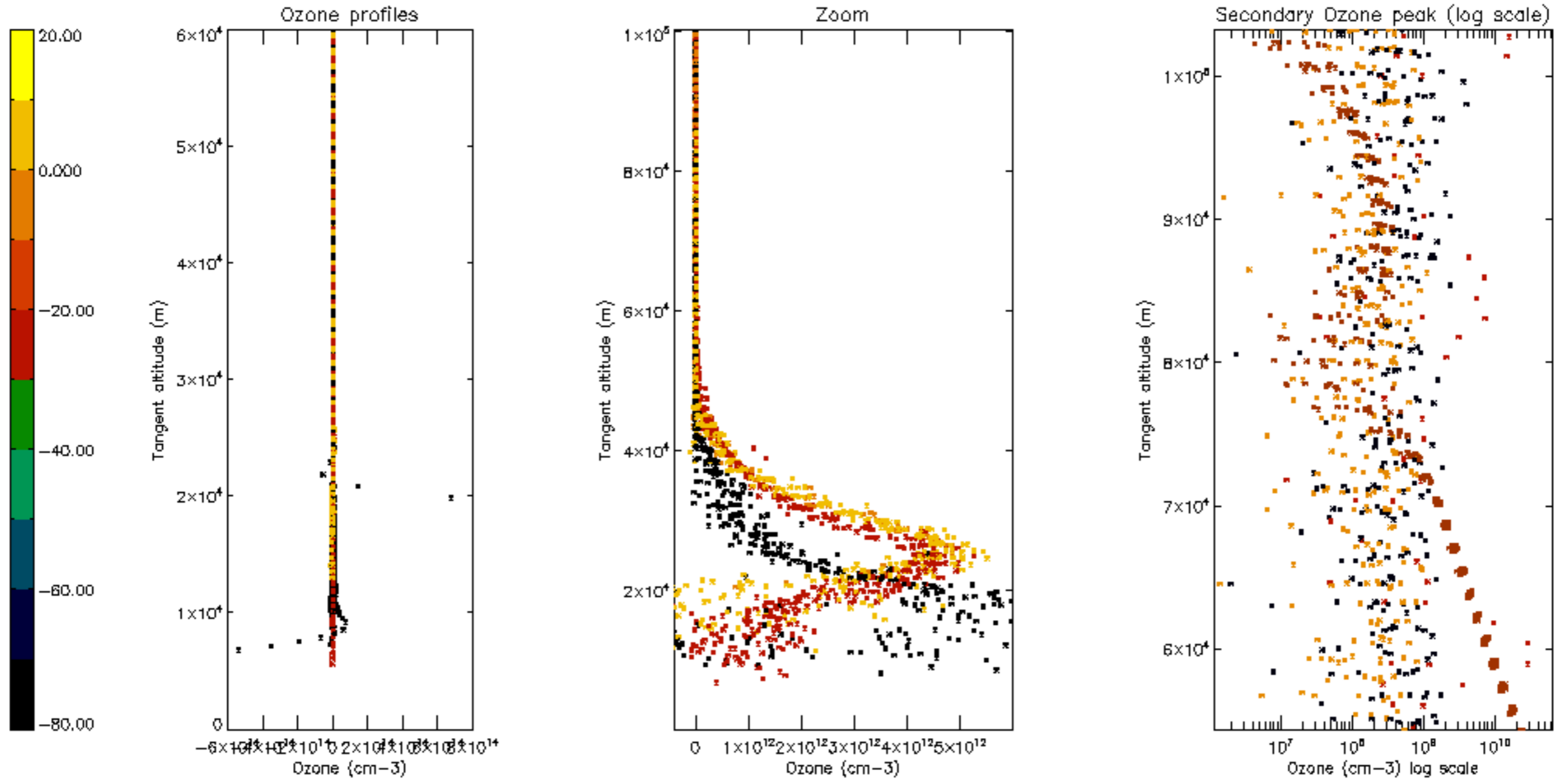
Percentage of star falling outside central band per profile

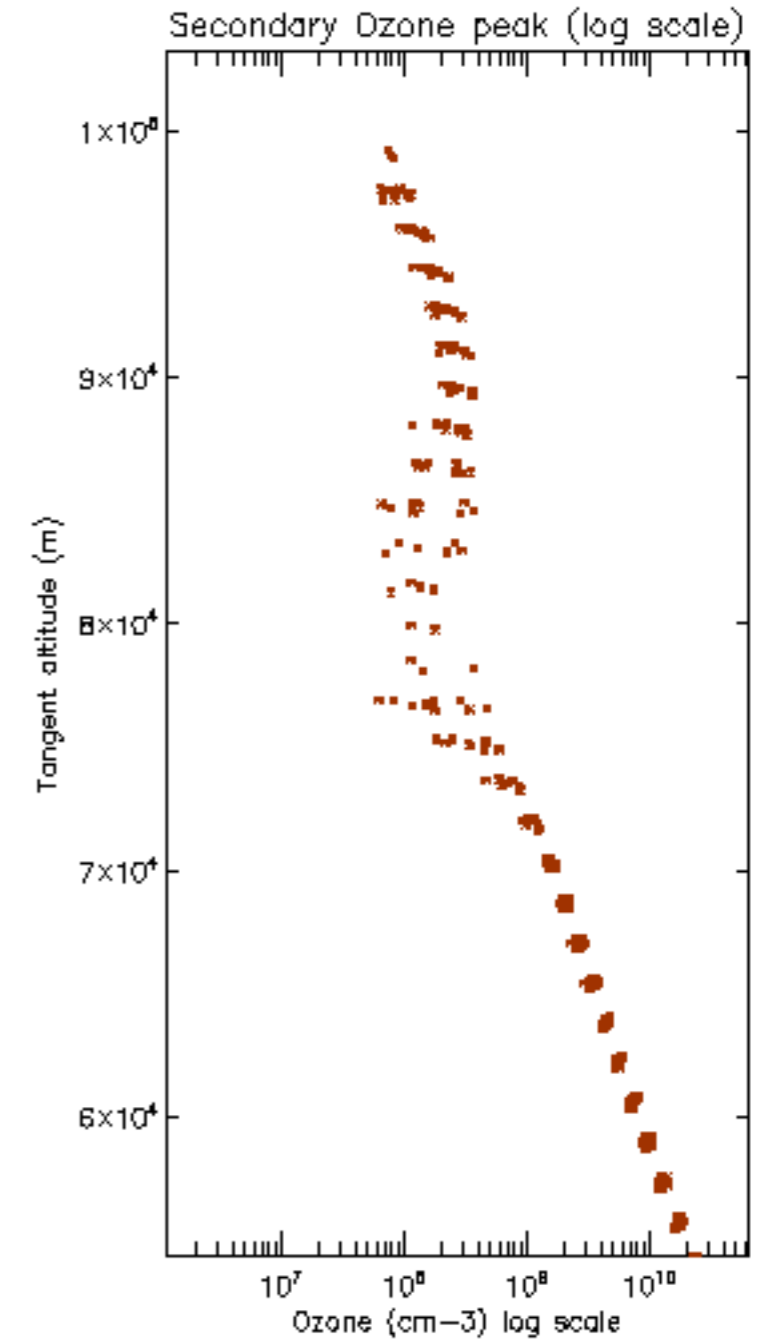
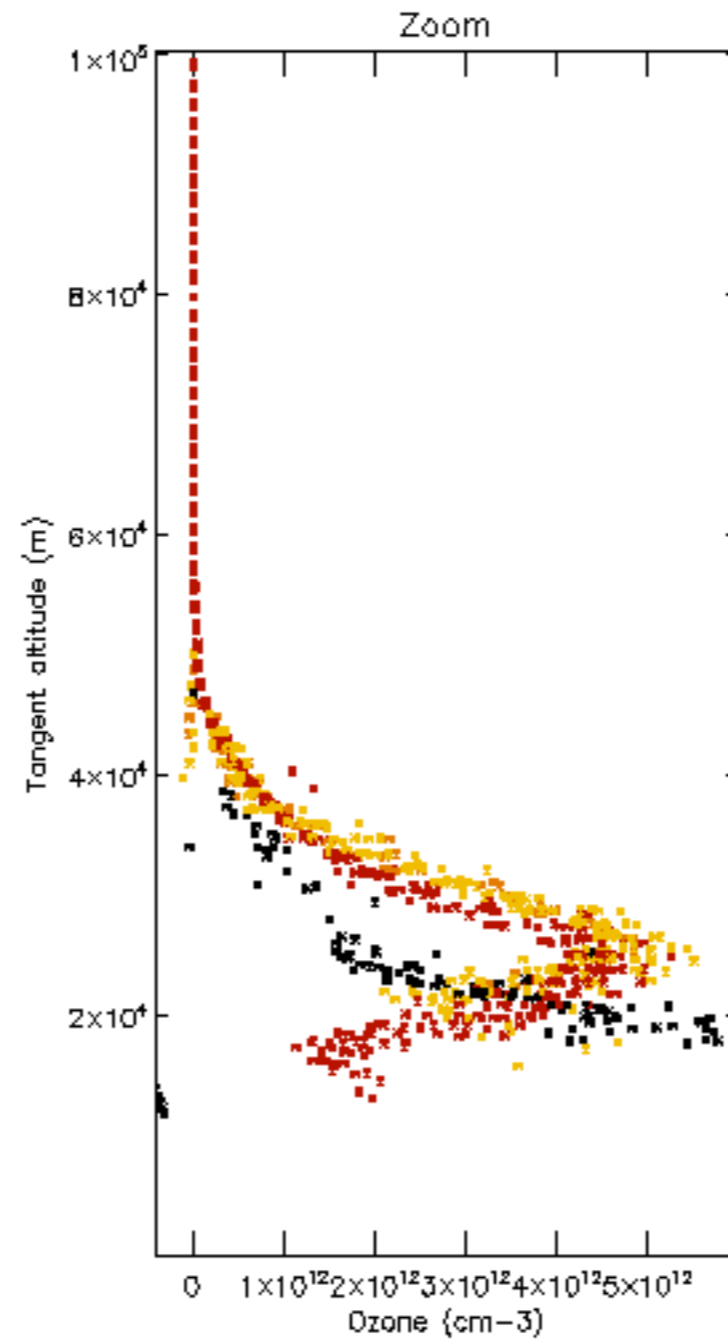
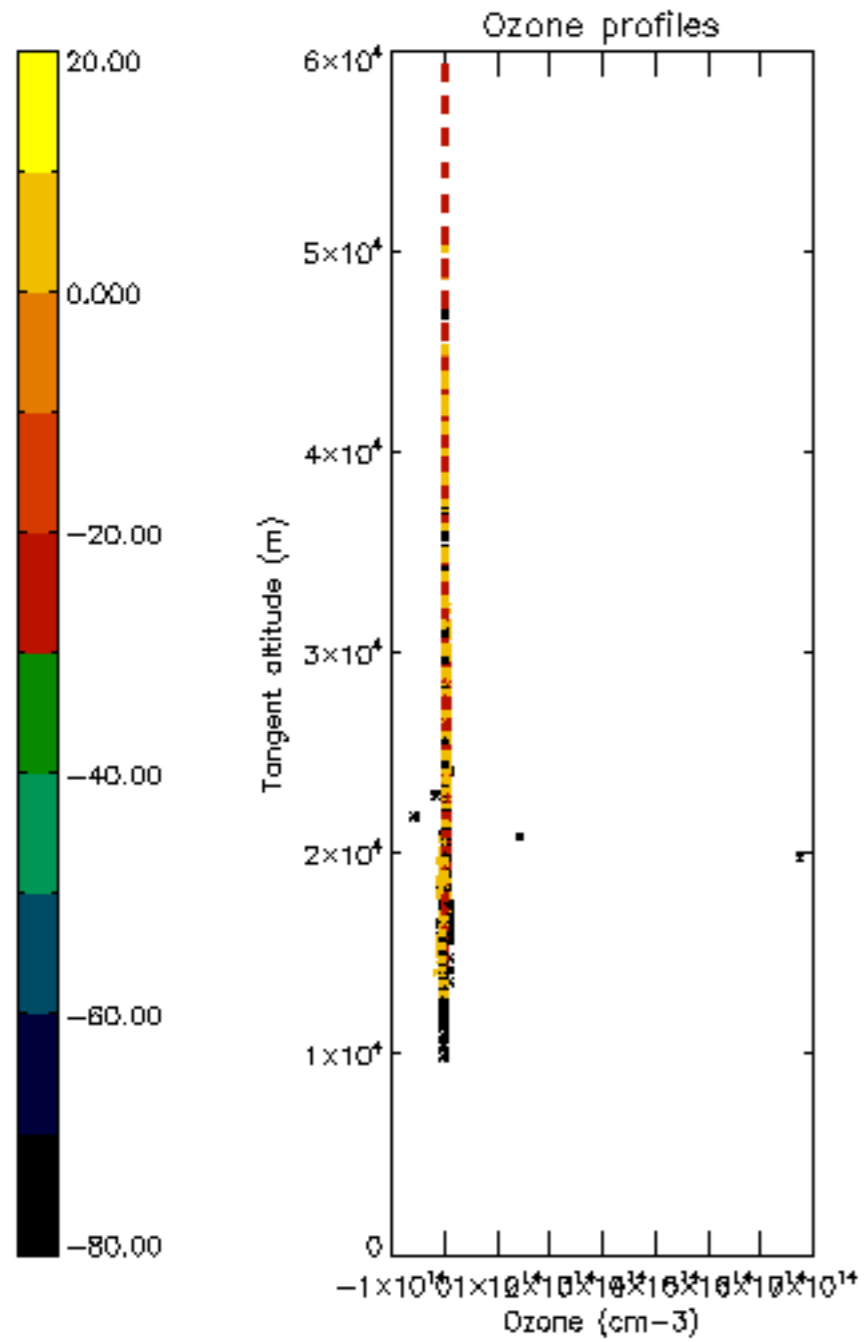


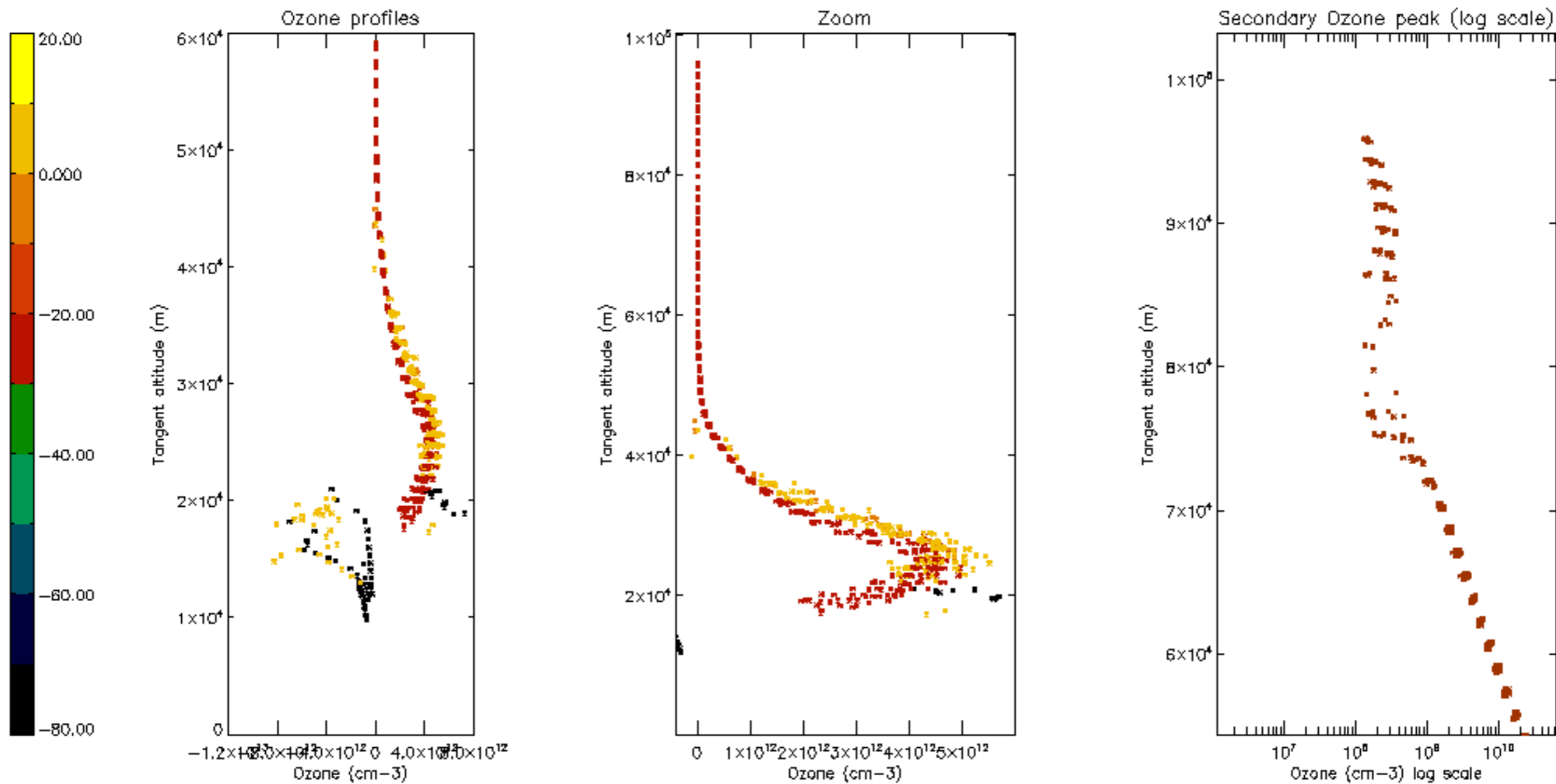
Percentage of saturation errors per profile

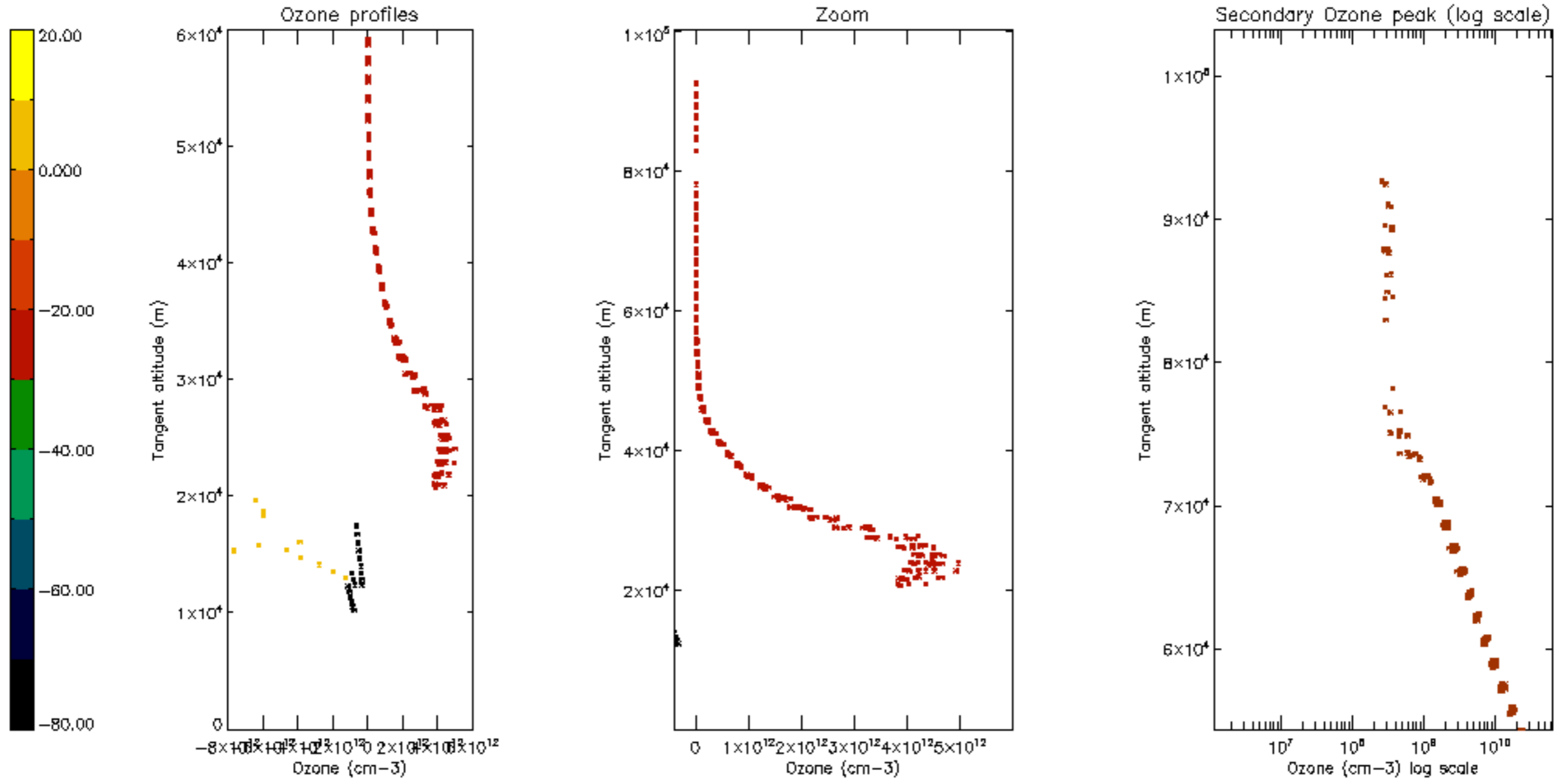


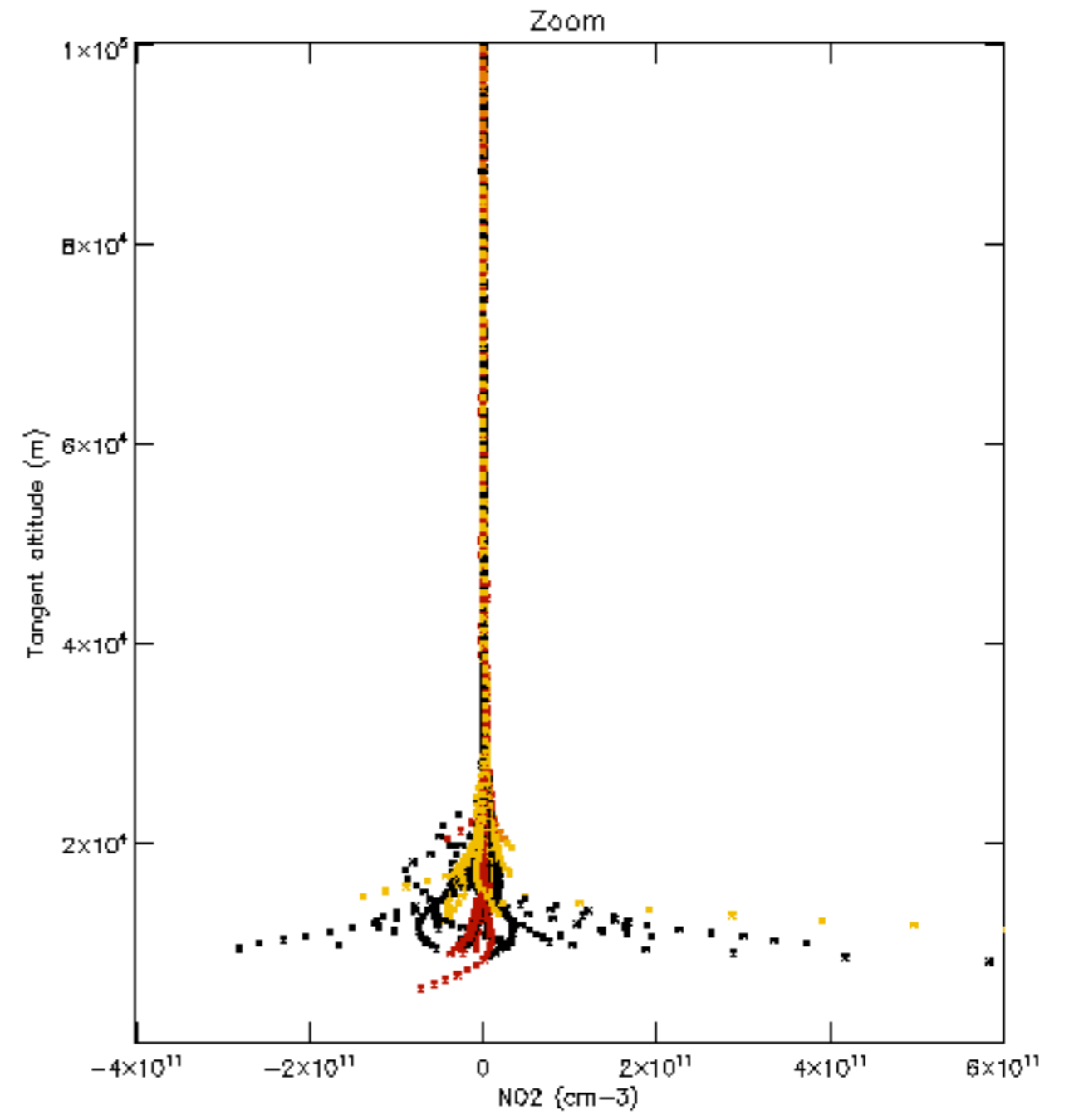
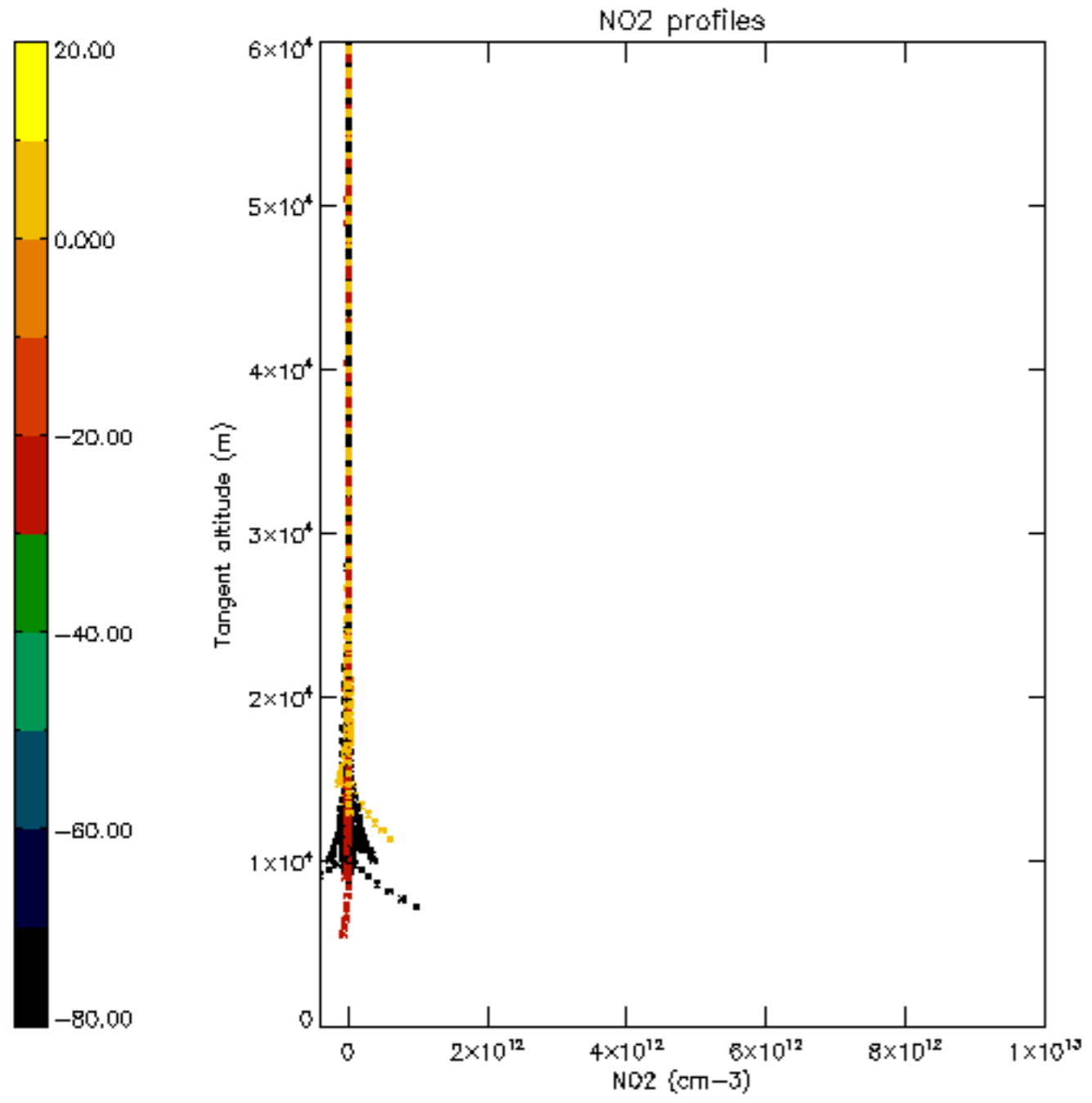


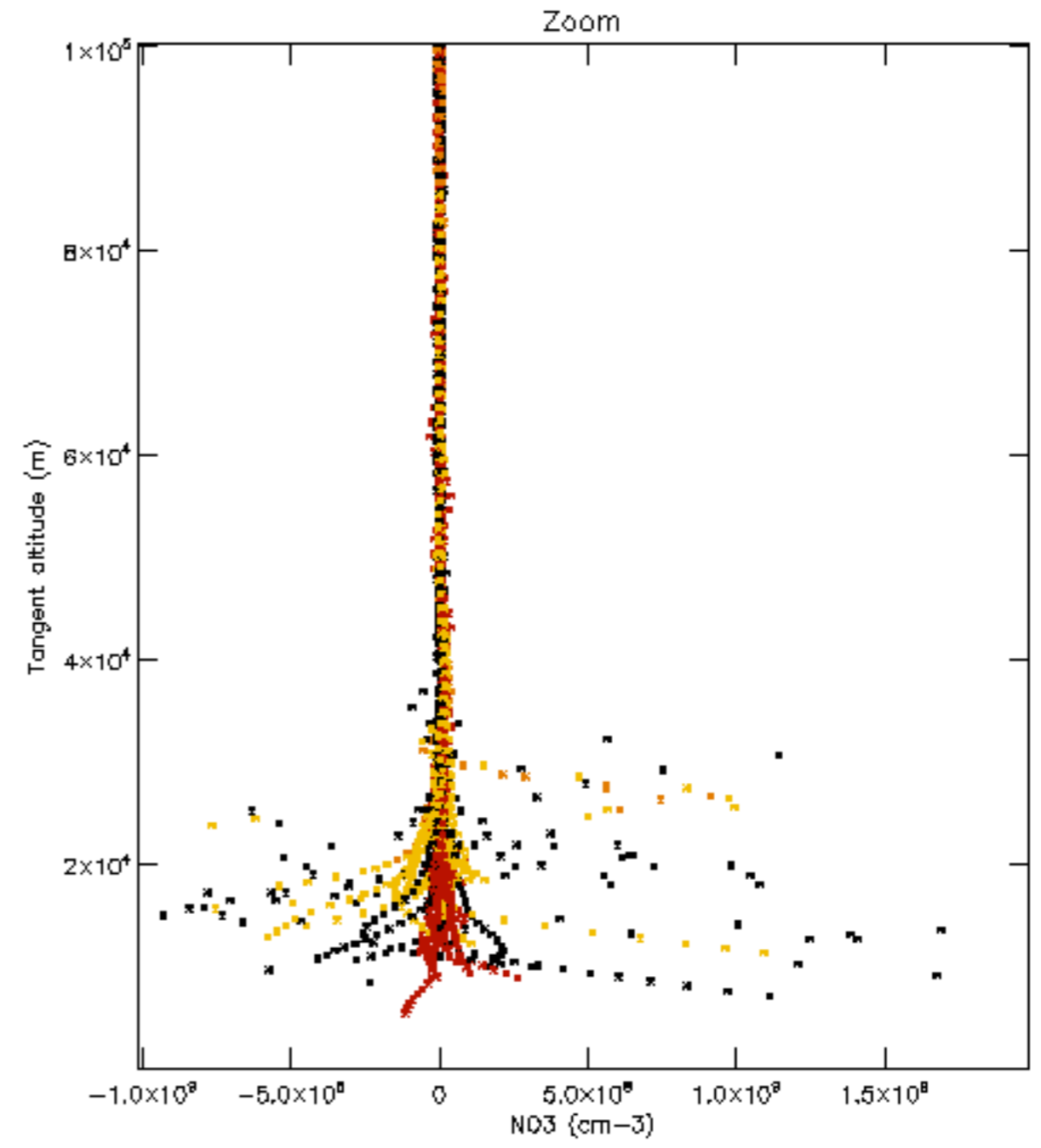
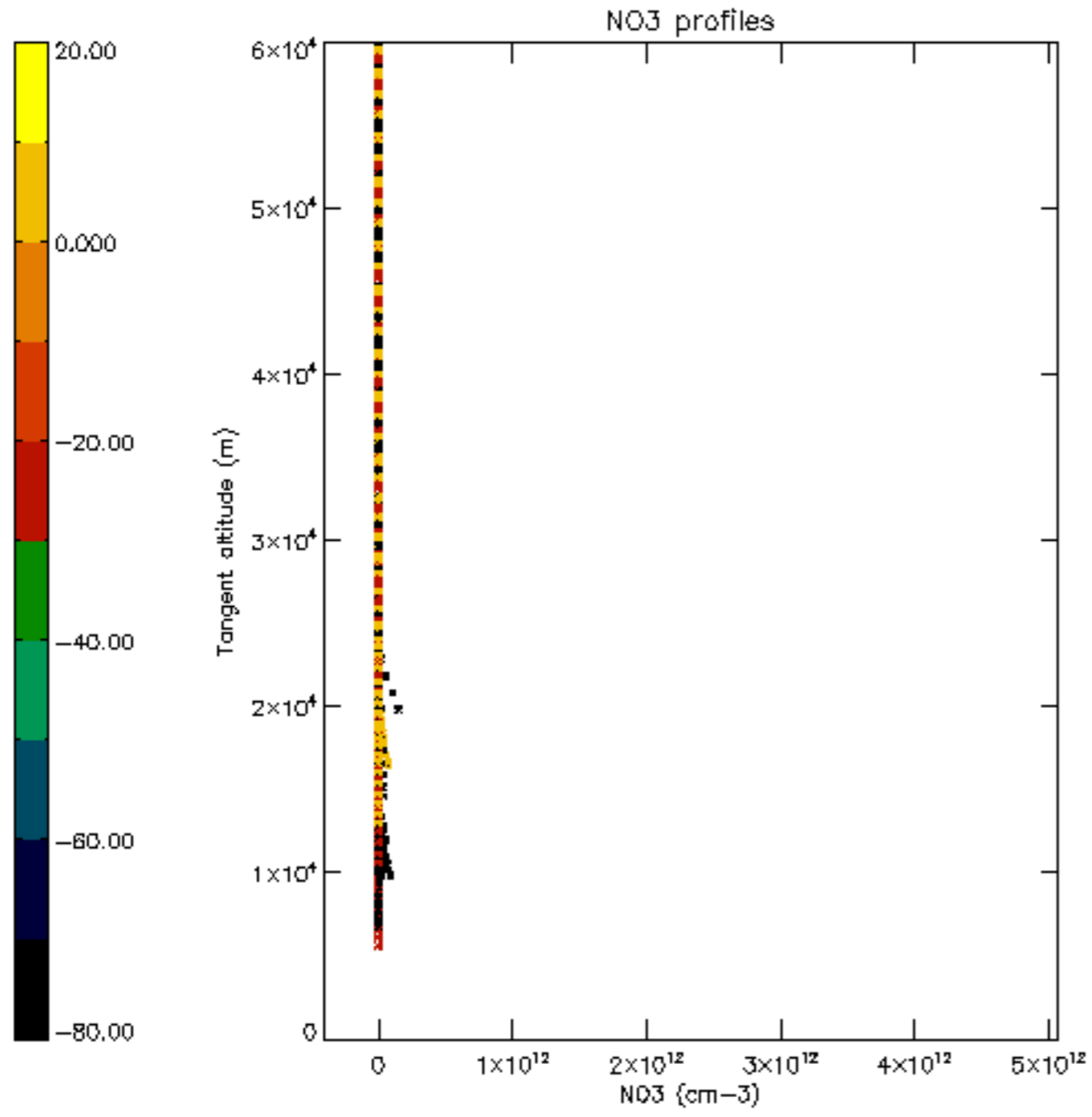


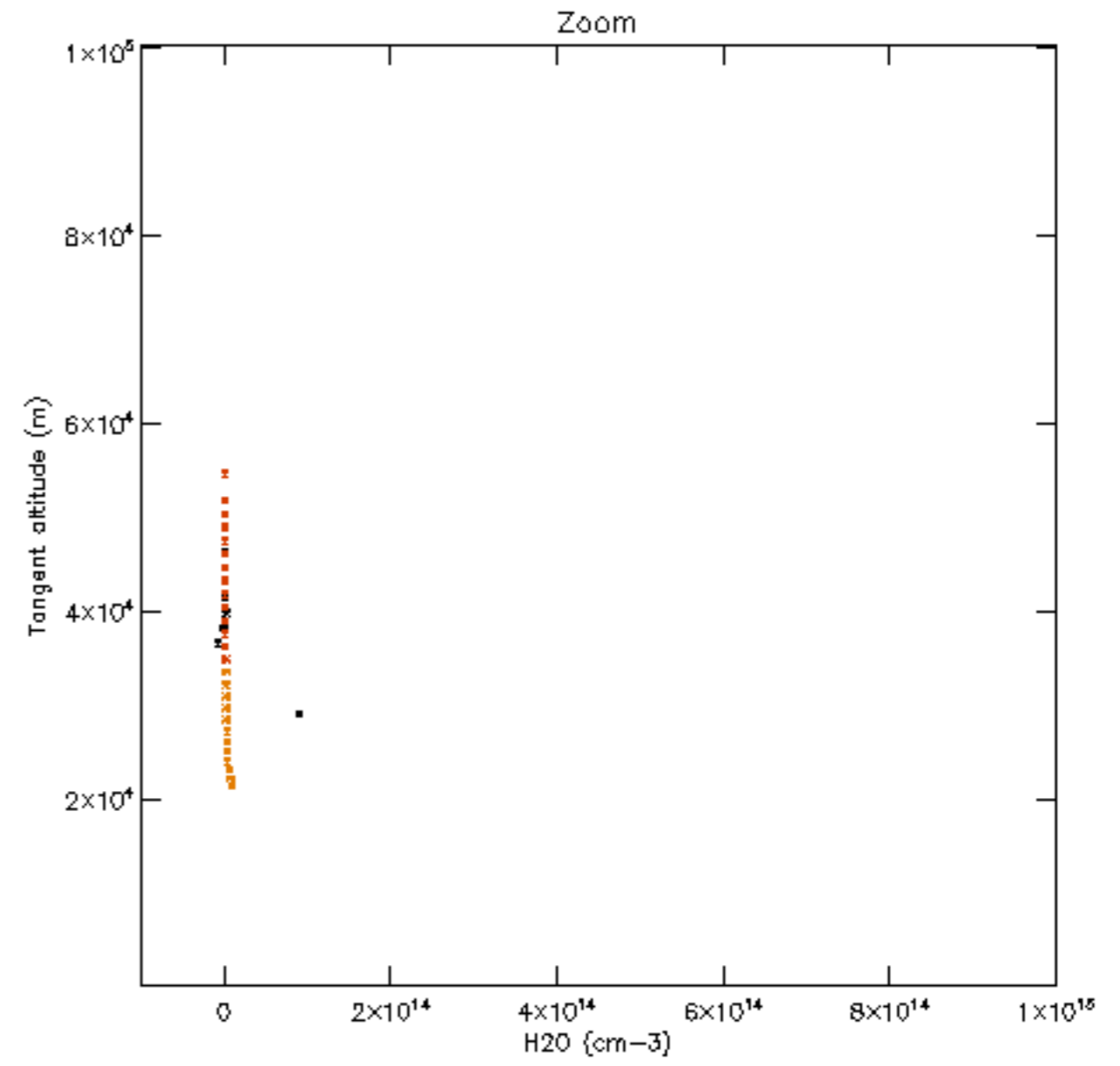
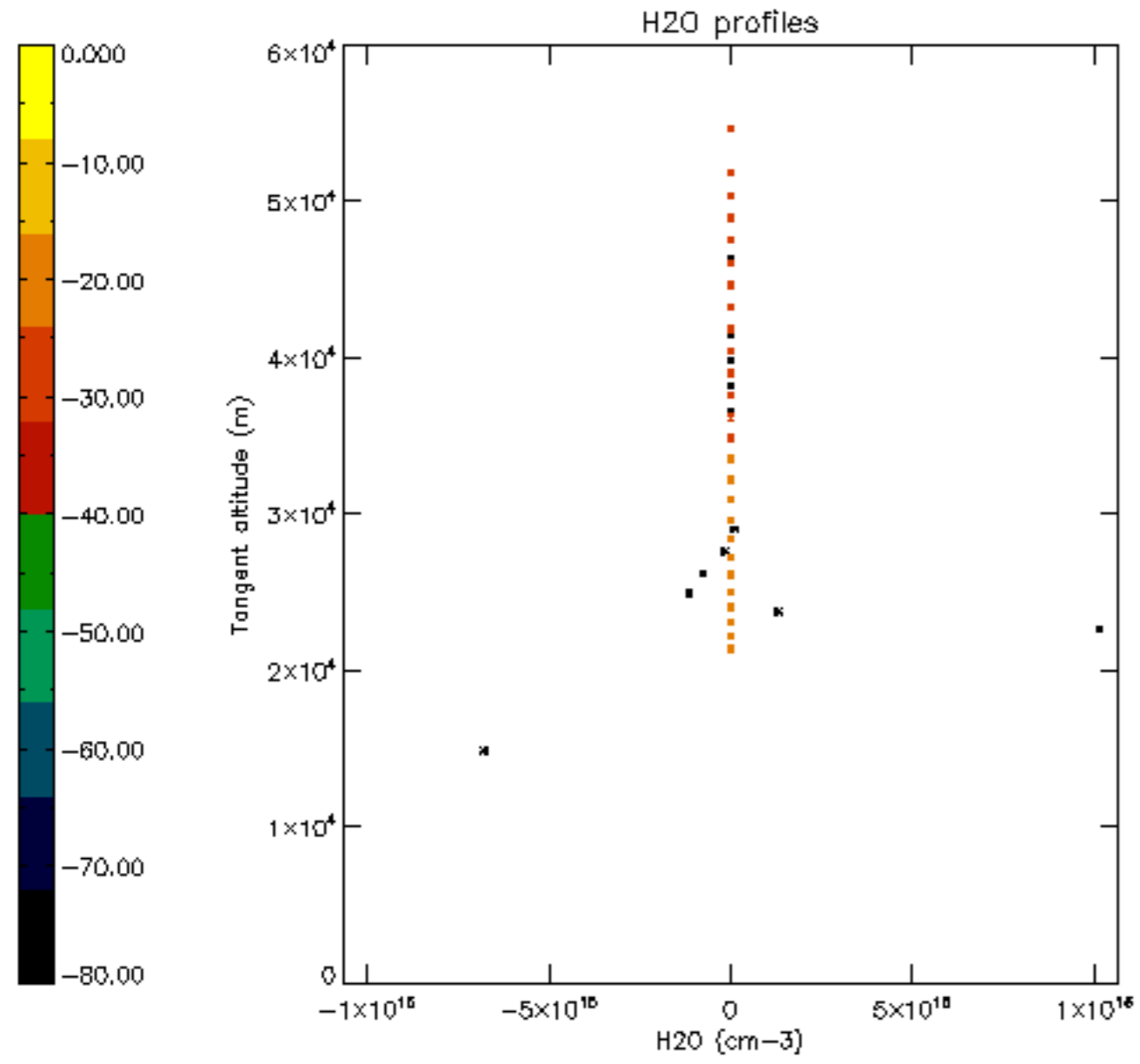


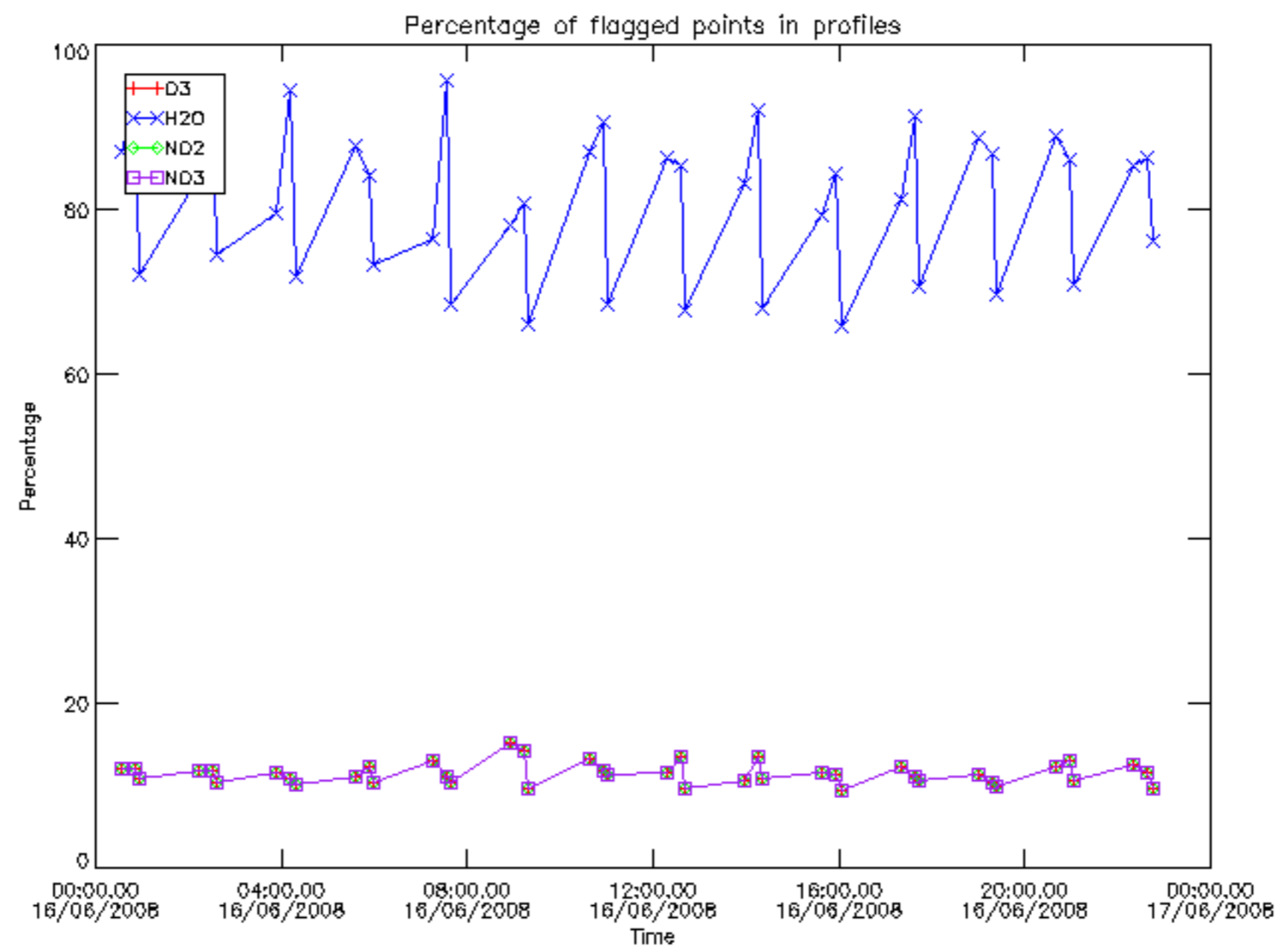






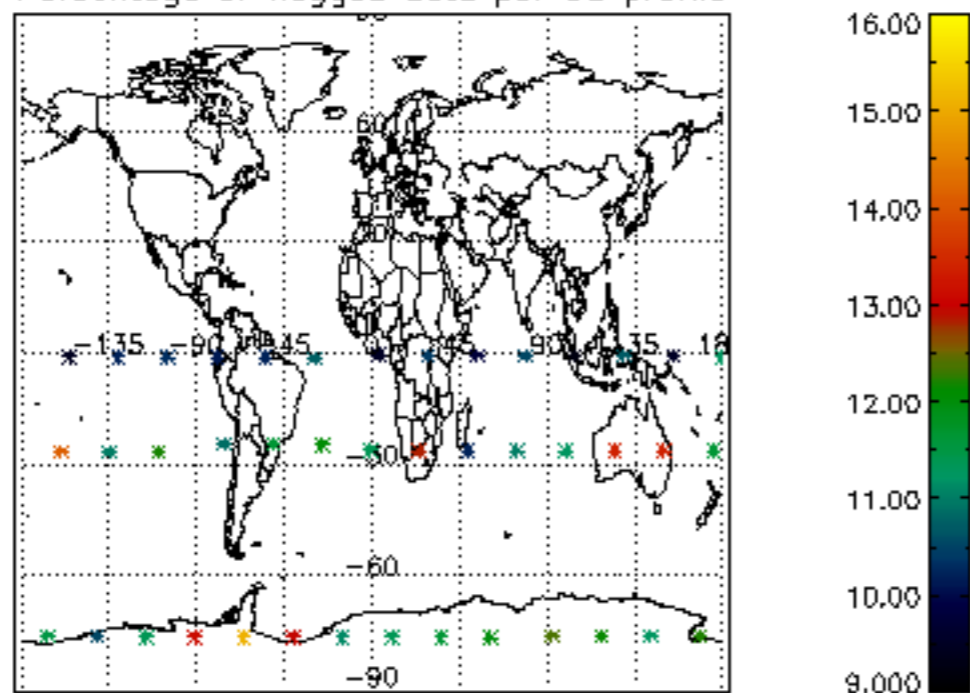




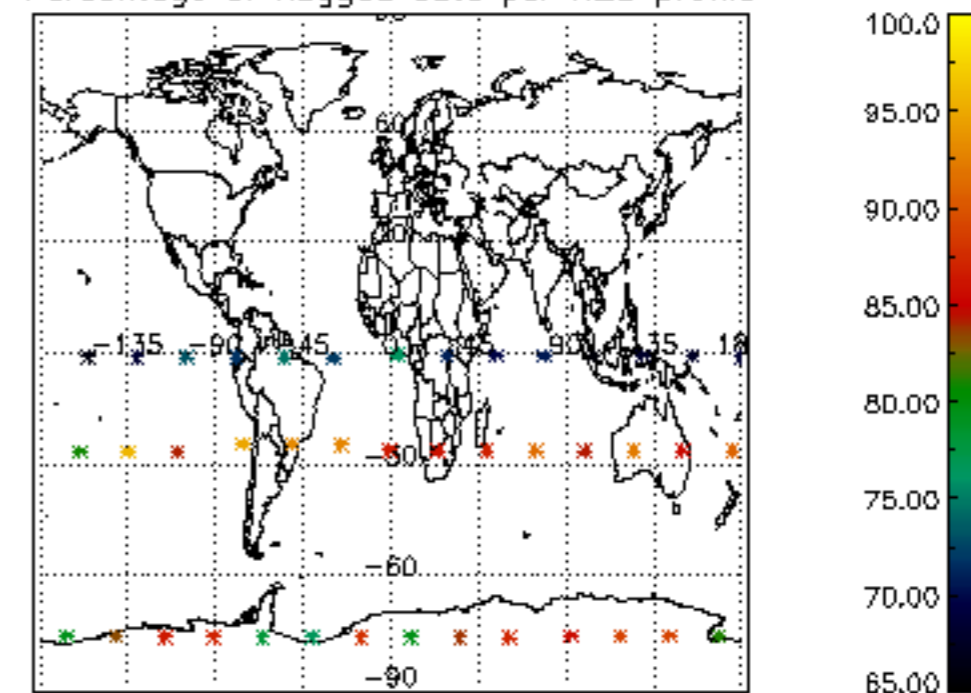




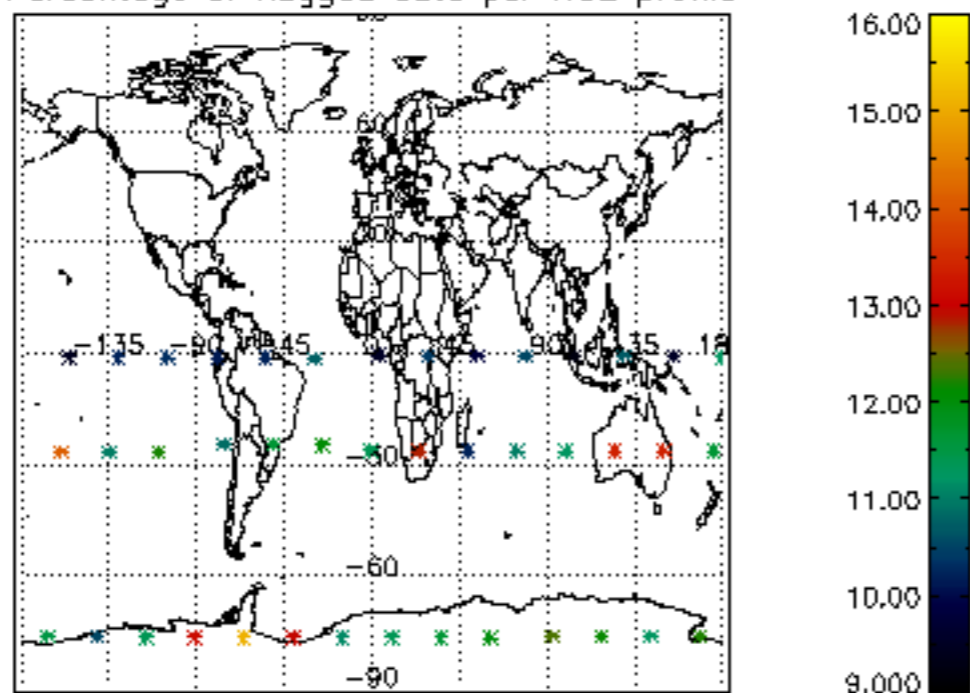
Percentage of flagged data per D3 profile



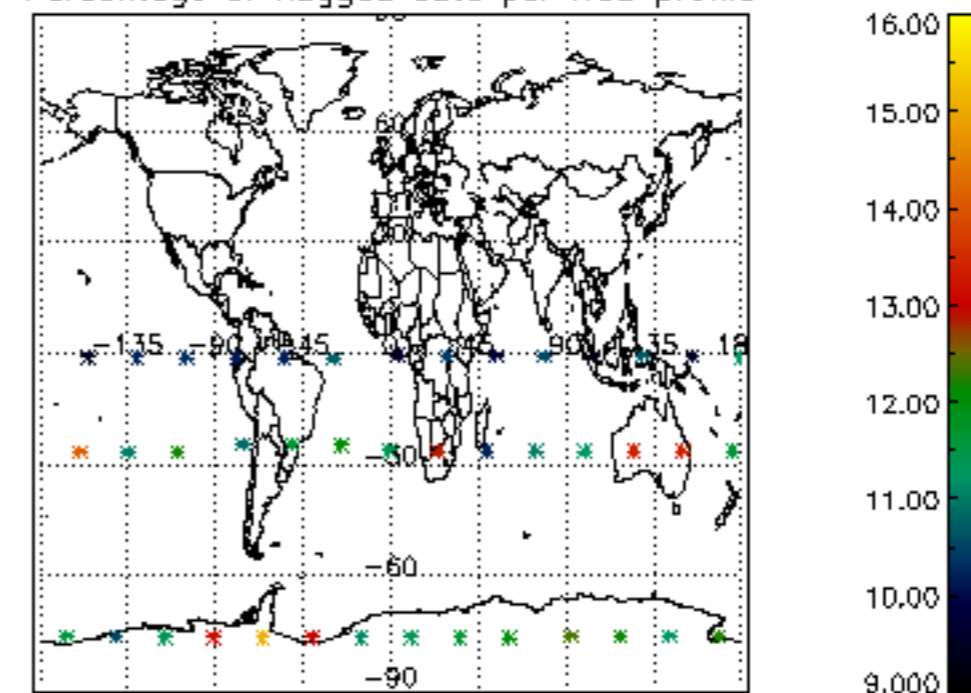
Percentage of flagged data per H2O profile

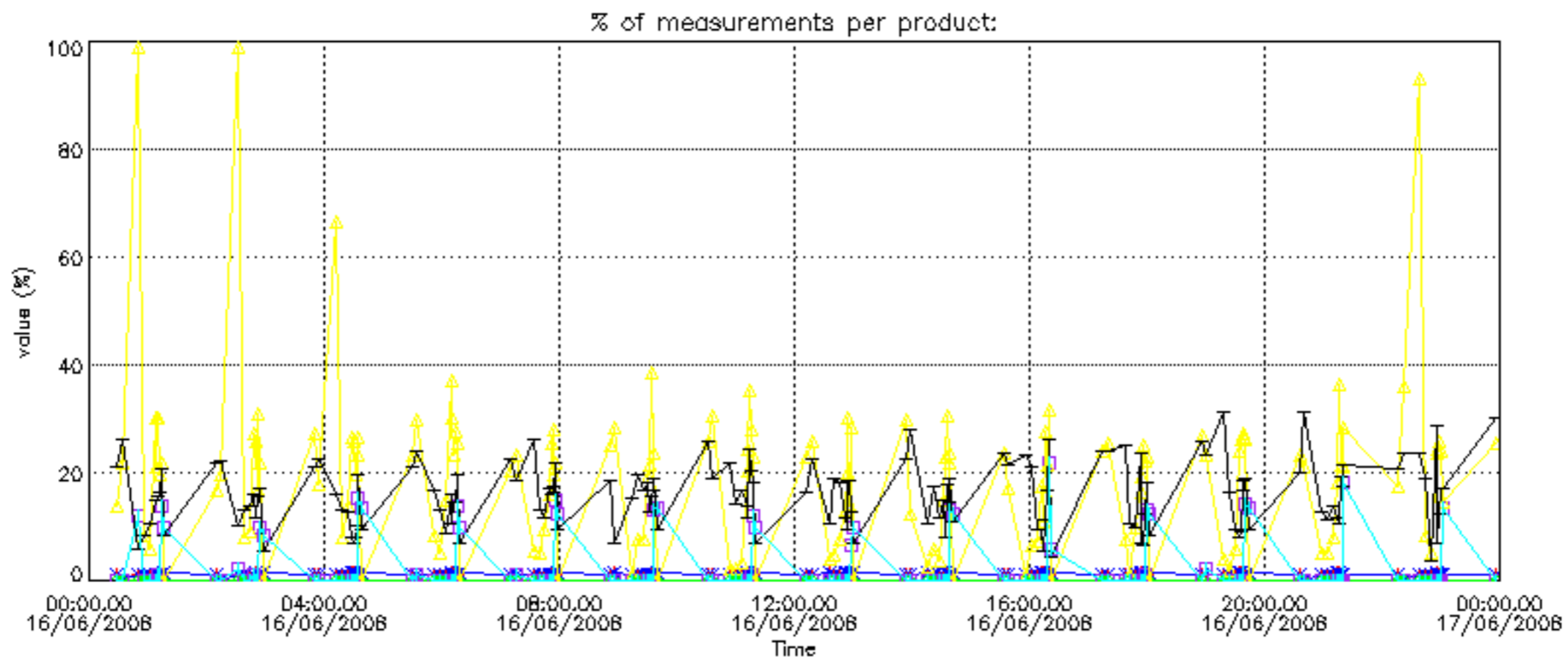


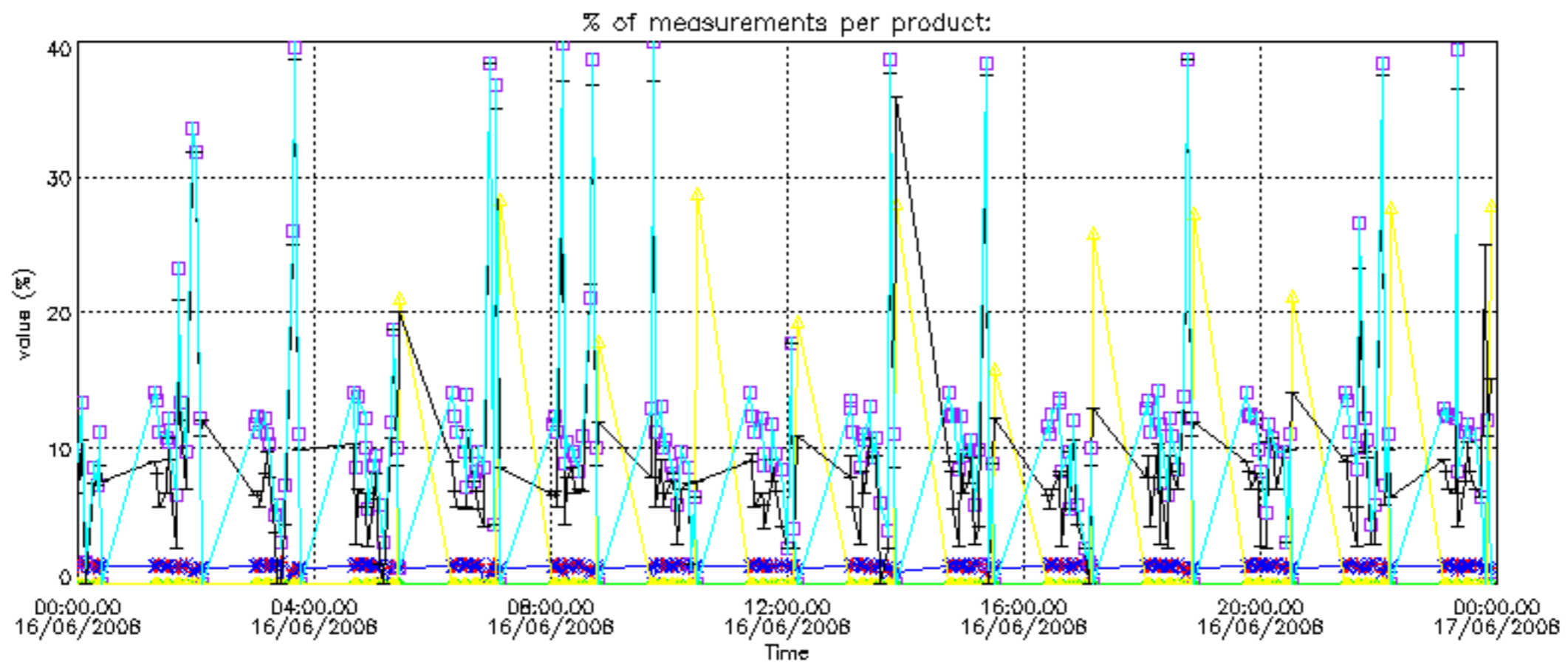
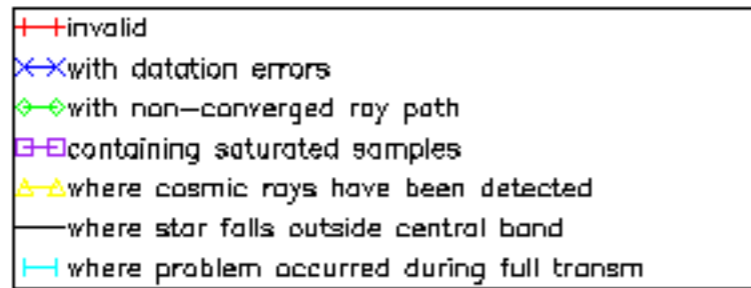
Percentage of flagged data per NO2 profile



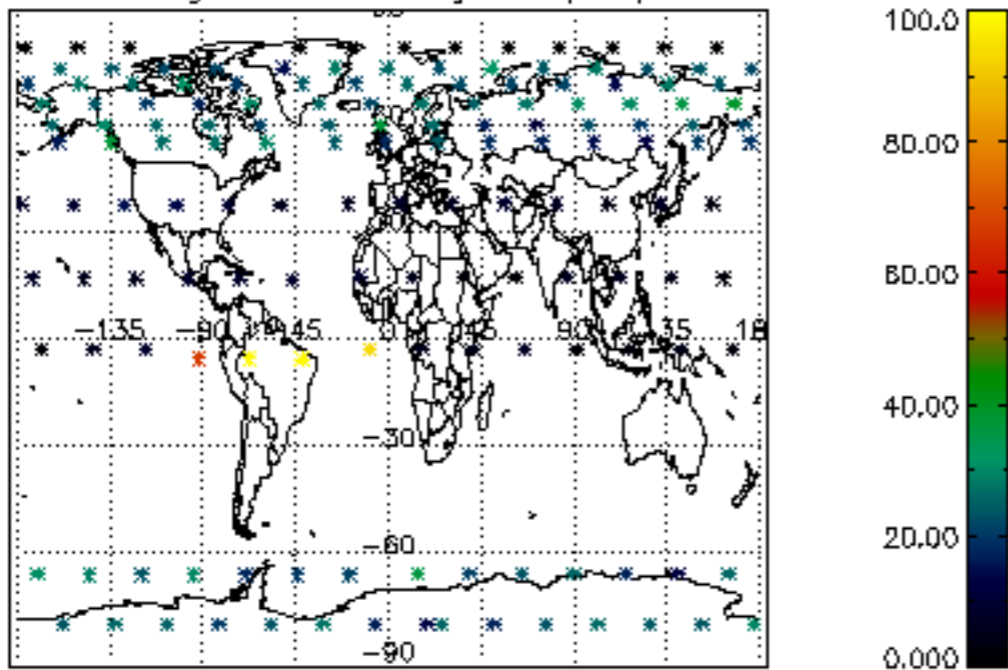
Percentage of flagged data per NO3 profile



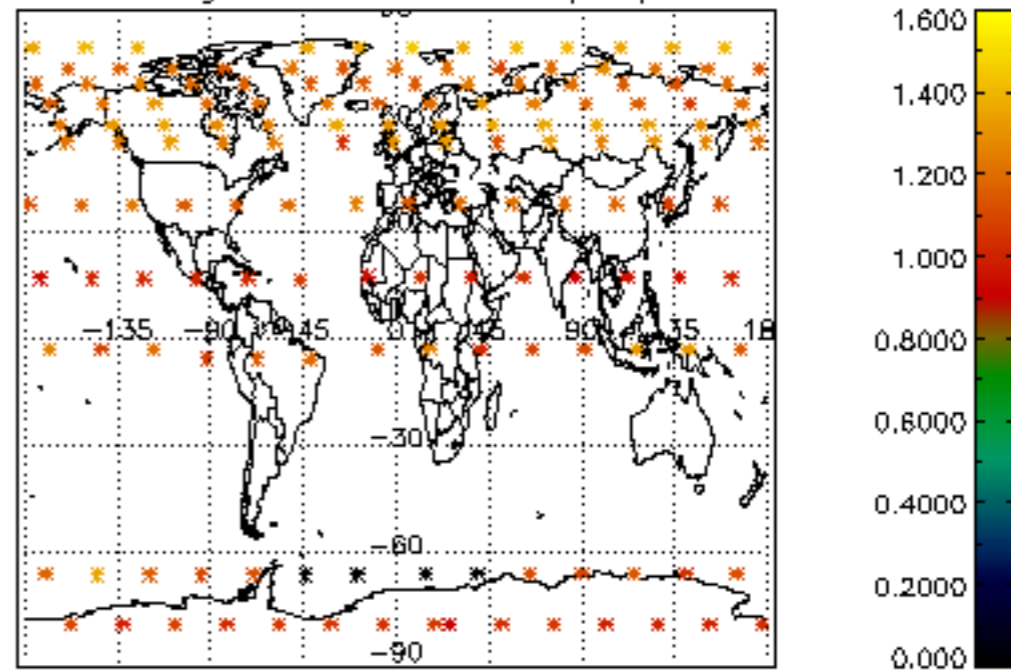




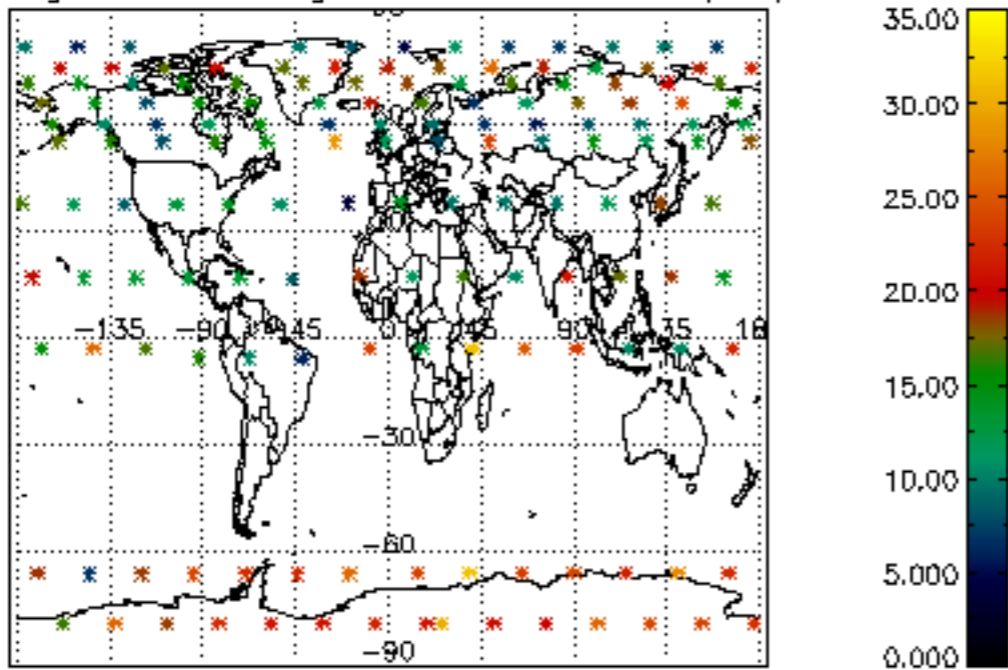
Percentage of cosmic ray hits per profile



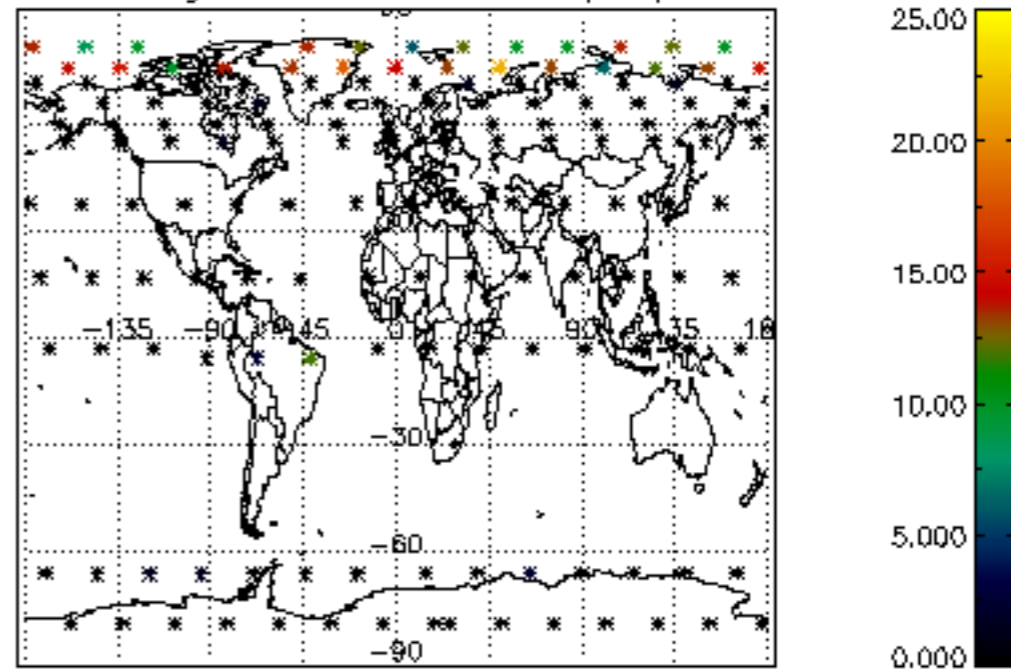
Percentage of datation errors per profile



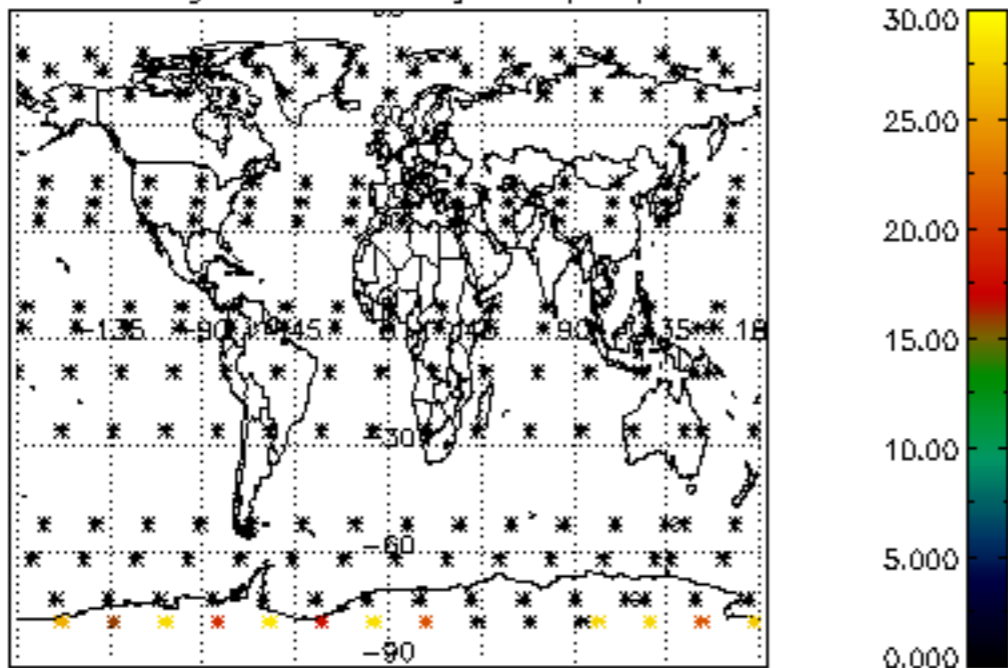
Percentage of star falling outside central band per profile



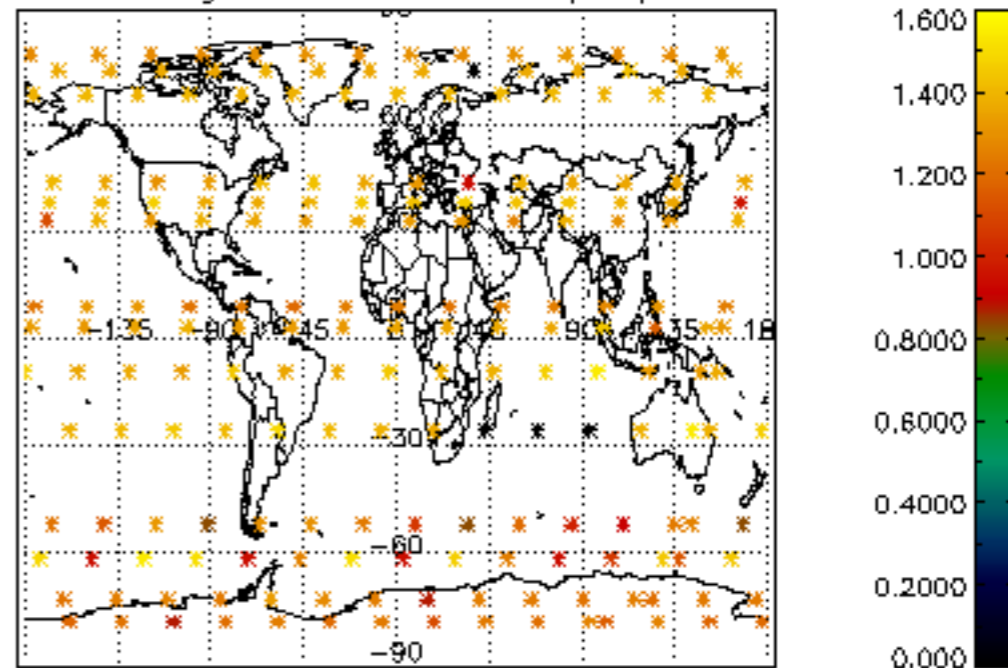
Percentage of saturation errors per profile



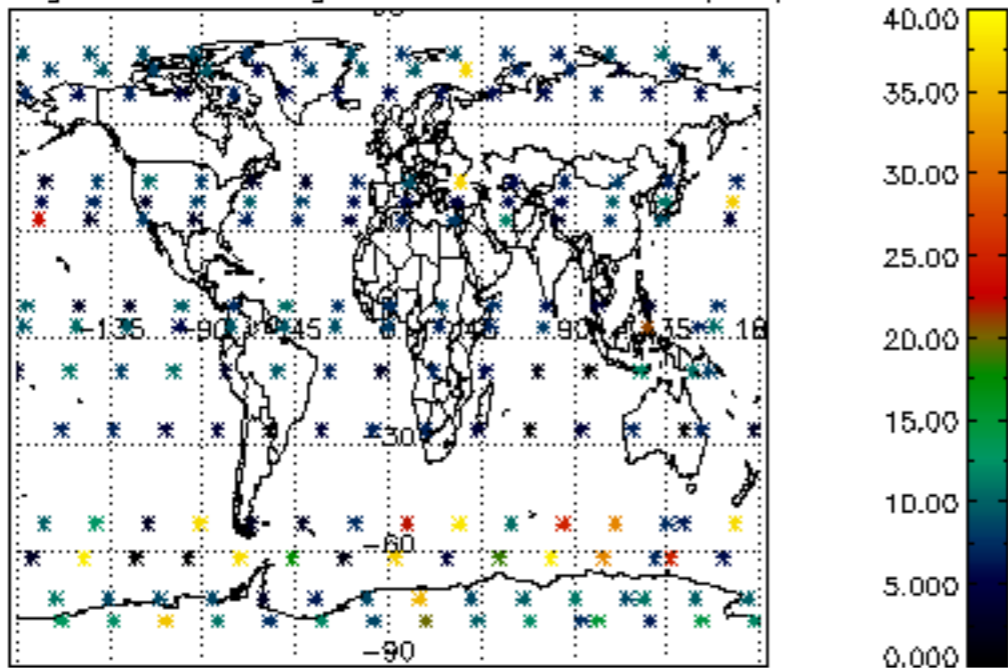
Percentage of cosmic ray hits per profile



Percentage of datation errors per profile



Percentage of star falling outside central band per profile



Percentage of saturation errors per profile

