

GOMOS Level 2 Daily Report

SUMMARY

[1. General Info](#)

[2. Summary of processed GOM_NL_2P products](#)

[3. Level 2 Quality information per product](#)

[3.1 Plot of level 2 quality information per product \(time dependant\)](#)

[3.2 Plot of level 2 quality information per product \(world map\)](#)

[4. Level 1 Quality information per product \(stored on level 2 products\)](#)

[4.1 Plot of level 1 quality information per product \(time dependant\)](#)

[4.1.1 Plot of level 1 quality information per product \(time dependant\): ASCENDING](#)

[4.1.2 Plot of level 1 quality information per product \(time dependant\): DESCENDING](#)

[4.2 Plot of level 1 quality information per product \(world map\)](#)

[4.2.1 Plot of level 1 quality information per product \(world map\): ASCENDING](#)

[4.2.2 Plot of level 1 quality information per product \(world map\): DESCENDING](#)

[5. Ozone profiles based on quality statistics and other trace gas profiles](#)

[5.1 Ozone statistics based on quality of products](#)

[5.2 Plot ozone profiles for all STD \(dark without errors\)](#)

[5.3 Plot ozone profiles where STD < 20% \(dark without errors\)](#)

[5.4. Plot ozone profiles where STD < 10% \(dark without errors\)](#)

[5.5. Plot ozone profiles where STD < 5% \(dark without errors\)](#)

[5.6 Plot NO2 profiles for all STD \(dark without errors\)](#)

[5.7 Plot NO3 profiles for all STD \(dark without errors\)](#)

[5.8 Plot H2O profiles \(only for occultations of stars 1,2,3,4,13,14,16,26,63 dark without errors\) for all STD](#)

[6. Auxiliary Data Files used for the production reported in section 2](#)

This report presents the daily analysis on parameters extracted from GOMOS level 2 data (GOM_NL__2P). It is intended to monitor some important parameters that will impact the quality of these products. A list of level 2 products (and content) that have arrived during the reporting day to the PCF is also given.

Item	Value
Time of report generation	25APR2013 14:26:08
Data source version	GOMOS/6.01
Start time of products	19-05-2008 (19MAY2008 00:00:00)
Stop time of products	20-05-2008 (20MAY2008 00:00:00)
Store outputs in DB	Yes
Nb of level 2 prods	345
Nb of prods with errors	0

2. Summary of processed GOM_NL__2P products.

Nr	Filename	UTC Start time	Limb	Duration	Star Id	Star Name	Star Mag	Star Temp	Nb Meas	Orbit	Prod. error
1	GOM_NL__2PRFIN20080519_000637_000000452068_00388_32506_1314.N1	19-MAY-2008 00:06:37	Twilight	45.000	58	21Alp And	2.0730	11000.	90	32506	No
2	GOM_NL__2PRFIN20080519_001053_000000432068_00388_32506_1315.N1	19-MAY-2008 00:10:53	Dark	43.000	140	88Gam Peg	2.8340	26000.	86	32506	No
3	GOM_NL__2PRFIN20080519_001938_000000452068_00388_32506_1316.N1	19-MAY-2008 00:19:38	Dark	44.500	52	16Bet Cet	2.0370	4500.0	89	32506	No
4	GOM_NL__2PRFIN20080519_002634_000000522068_00388_32506_1317.N1	19-MAY-2008 00:26:34	Dark	52.000	18	24Alp PsA	1.1660	9700.0	104	32506	No
5	GOM_NL__2PRFIN20080519_003047_000000492068_00388_32506_1318.N1	19-MAY-2008 00:30:47	Dark	49.000	63	Bet Gru	2.1500	2800.0	98	32506	No
6	GOM_NL__2PRFIN20080519_003221_000000432068_00389_32507_1314.N1	19-MAY-2008 00:32:21	Dark	42.500	31	Alp Gru	1.7340	15200.	85	32507	No
7	GOM_NL__2PRFIN20080519_003751_000000402068_00389_32507_1315.N1	19-MAY-2008 00:37:51	Dark	40.000	45	Alp Pav	1.9400	26000.	80	32507	No
8	GOM_NL__2PRFIN20080519_004452_000000452068_00389_32507_1316.N1	19-MAY-2008 00:44:52	Straylight	45.000	141	Bet Ara	2.8400	4600.0	90	32507	No
9	GOM_NL__2PRFIN20080519_004732_000000502068_00389_32507_1317.N1	19-MAY-2008 00:47:32	Straylight	49.500	40	The Sco	1.8590	7100.0	99	32507	No
10	GOM_NL__2PRFIN20080519_004924_000000532068_00389_32507_1318.N1	19-MAY-2008 00:49:24	Straylight	53.000	25	35Lam Sco	1.6200	28000.	106	32507	No
11	GOM_NL__2PRFIN20080519_005136_000000492068_00389_32507_1319.N1	19-MAY-2008 00:51:36	Twilight	49.000	75	26Eps Sco	2.2910	4250.0	98	32507	No
12	GOM_NL__2PRFIN20080519_005435_000000632068_00389_32507_1320.N1	19-MAY-2008 00:54:35	Twilight	63.000	16	21Alp Sco	1.0200	3000.0	126	32507	No
13	GOM_NL__2PRFIN20080519_005705_000000442068_00389_32507_1321.N1	19-MAY-2008 00:57:05	Bright	43.500	97	8Bet1Sco	2.5610	30000.	87	32507	No
14	GOM_NL__2PRFIN20080519_005853_000000372068_00389_32507_1322.N1	19-MAY-2008 00:58:53	Bright	36.500	122	9Alp2Lib	2.7470	9700.0	73	32507	No
15	GOM_NL__2PRFIN20080519_010040_000000372068_00389_32507_1323.N1	19-MAY-2008 01:00:40	Bright	37.000	104	27Bet Lib	2.6140	13100.	74	32507	No
16	GOM_NL__2PRFIN20080519_010546_000000422068_00389_32507_1324.N1	19-MAY-2008 01:05:46	Bright	41.500	102	24Alp Ser	2.6000	4250.0	83	32507	No
17	GOM_NL__2PRFIN20080519_010905_000000362068_00389_32507_1325.N1	19-MAY-2008 01:09:05	Bright	36.000	3	16Alp Boo	-0.050000	4250.0	72	32507	No
18	GOM_NL__2PRFIN20080519_011125_000000382068_00389_32507_1326.N1	19-MAY-2008 01:11:25	Bright	38.000	83		2.3780	11000.	76	32507	No
19	GOM_NL__2PRFIN20080519_011435_000000362068_00389_32507_1327.N1	19-MAY-2008 01:14:35	Bright	35.500	180	27Gam Boo	3.0400	8000.0	71	32507	No
20	GOM_NL__2PRFIN20080519_011736_000000332068_00389_32507_1328.N1	19-MAY-2008 01:17:36	Bright	33.000	39	85Eta UMa	1.8540	24000.	66	32507	No
21	GOM_NL__2PRFIN20080519_012301_000000412068_00389_32507_1329.N1	19-MAY-2008 01:23:01	Bright	41.000	119	14Eta Dra	2.7270	4700.0	82	32507	No
22	GOM_NL__2PRFIN20080519_012448_000000382068_00389_32507_1330.N1	19-MAY-2008 01:24:48	Bright	38.000	60	7Bet UMi	2.0810	3950.0	76	32507	No
23	GOM_NL__2PRFIN20080519_012916_000000362068_00389_32507_1331.N1	19-MAY-2008 01:29:16	Bright	36.000	49	1Alp UMi	1.9900	6300.0	72	32507	No
24	GOM_NL__2PRFIN20080519_013728_000000532068_00389_32507_1332.N1	19-MAY-2008 01:37:28	Bright	53.000	76	27Gam Cas	2.3000	30000.	106	32507	No
25	GOM_NL__2PRFIN20080519_013841_000000482068_00389_32507_1333.N1	19-MAY-2008 01:38:41	Bright	47.500	68	18Alp Cas	2.2250	4500.0	95	32507	No
26	GOM_NL__2PRFIN20080519_014713_000000462068_00389_32507_1334.N1	19-MAY-2008 01:47:13	Twilight	46.000	58	21Alp And	2.0730	11000.	92	32507	No
27	GOM_NL__2PRFIN20080519_015129_000000432068_00389_32507_1335.N1	19-MAY-2008 01:51:29	Dark	42.500	140	88Gam Peg	2.8340	26000.	85	32507	No
28	GOM_NL__2PRFIN20080519_020015_000000452068_00389_32507_1336.N1	19-MAY-2008 02:00:15	Dark	44.500	52	16Bet Cet	2.0370	4500.0	89	32507	No
29	GOM_NL__2PRFIN20080519_020711_000000512068_00389_32507_1337.N1	19-MAY-2008 02:07:11	Dark	51.000	18	24Alp PsA	1.1660	9700.0	102	32507	No
30	GOM_NL__2PRFIN20080519_021123_000000552068_00389_32507_1338.N1	19-MAY-2008 02:11:23	Dark	55.000	63	Bet Gru	2.1500	2800.0	110	32507	No
31	GOM_NL__2PRFIN20080519_021258_000000442068_00390_32508_1338.N1	19-MAY-2008 02:12:58	Dark	43.500	31	Alp Gru	1.7340	15200.	87	32508	No
32	GOM_NL__2PRFIN20080519_021827_000000432068_00390_32508_1339.N1	19-MAY-2008 02:18:27	Dark	43.000	45	Alp Pav	1.9400	26000.	86	32508	No
33	GOM_NL__2PRFIN20080519_022529_000000432068_00390_32508_1340.N1	19-MAY-2008 02:25:29	Straylight	43.000	141	Bet Ara	2.8400	4600.0	86	32508	No
34	GOM_NL__2PRFIN20080519_022809_000000552068_00390_32508_1341.N1	19-MAY-2008 02:28:09	Straylight	54.500	40	The Sco	1.8590	7100.0	109	32508	No
35	GOM_NL__2PRFIN20080519_023000_000000532068_00390_32508_1342.N1	19-MAY-2008 02:30:00	Straylight	52.500	25	35Lam Sco	1.6200	28000.	105	32508	No
36	GOM_NL__2PRFIN20080519_023212_000000512068_00390_32508_1343.N1	19-MAY-2008 02:32:12	Twilight	51.000	75	26Eps Sco	2.2910	4250.0	102	32508	No
37	GOM_NL__2PRFIN20080519_023511_000000572068_00390_32508_1344.N1	19-MAY-2008 02:35:11	Twilight	57.000	16	21Alp Sco	1.0200	3000.0	114	32508	No
38	GOM_NL__2PRFIN20080519_023741_000000432068_00390_32508_1345.N1	19-MAY-2008 02:37:41	Bright	42.500	97	8Bet1Sco	2.5610	30000.	85	32508	No
39	GOM_NL__2PRFIN20080519_023929_000000372068_00390_32508_1346.N1	19-MAY-2008 02:39:29	Bright	37.000	122	9Alp2Lib	2.7470	9700.0	74	32508	No
40	GOM_NL__2PRFIN20080519_024116_000000392068_00390_32508_1347.N1	19-MAY-2008 02:41:16	Bright	38.500	104	27Bet Lib	2.6140	13100.	77	32508	No
41	GOM_NL__2PRFIN20080519_024621_000000432068_00390_32508_1348.N1	19-MAY-2008 02:46:21	Bright	43.000	102	24Alp Ser	2.6000	4250.0	86	32508	No
42	GOM_NL__2PRFIN20080519_024941_000000372068_00390_32508_1349.N1	19-MAY-2008 02:49:41	Bright	36.500	3	16Alp Boo	-0.050000	4250.0	73	32508	No

43	GOM_NL__2PRFIN20080519_025201_000000382068_00390_32508_1350.N1	19-MAY-2008 02:52:01	Bright	37.500	83		2.3780	11000.	75	32508	No
44	GOM_NL__2PRFIN20080519_025510_000000352068_00390_32508_1351.N1	19-MAY-2008 02:55:10	Bright	35.000	180	27Gam Boo	3.0400	8000.0	70	32508	No
45	GOM_NL__2PRFIN20080519_025812_000000362068_00390_32508_1352.N1	19-MAY-2008 02:58:12	Bright	36.000	39	85Eta UMa	1.8540	24000.	72	32508	No
46	GOM_NL__2PRFIN20080519_030336_000000372068_00390_32508_1353.N1	19-MAY-2008 03:03:36	Bright	36.500	119	14Eta Dra	2.7270	4700.0	73	32508	No
47	GOM_NL__2PRFIN20080519_030524_000000342068_00390_32508_1354.N1	19-MAY-2008 03:05:24	Bright	34.000	60	7Bet UMi	2.0810	3950.0	68	32508	No
48	GOM_NL__2PRFIN20080519_030952_000000362068_00390_32508_1355.N1	19-MAY-2008 03:09:52	Bright	35.500	49	1Alp UMi	1.9900	6300.0	71	32508	No
49	GOM_NL__2PRFIN20080519_031804_000000532068_00390_32508_1356.N1	19-MAY-2008 03:18:04	Bright	53.000	76	27Gam Cas	2.3000	30000.	106	32508	No
50	GOM_NL__2PRFIN20080519_031917_000000372068_00390_32508_1357.N1	19-MAY-2008 03:19:17	Bright	36.500	68	18Alp Cas	2.2250	4500.0	73	32508	No
51	GOM_NL__2PRFIN20080519_032749_000000432068_00390_32508_1358.N1	19-MAY-2008 03:27:49	Twi_and_stray	43.000	58	21Alp And	2.0730	11000.	86	32508	No
52	GOM_NL__2PRFIN20080519_033205_000000432068_00390_32508_1359.N1	19-MAY-2008 03:32:05	Dark	43.000	140	88Gam Peg	2.8340	26000.	86	32508	No
53	GOM_NL__2PRFIN20080519_034051_000000472068_00390_32508_1360.N1	19-MAY-2008 03:40:51	Dark	46.500	52	16Bet Cet	2.0370	4500.0	93	32508	No
54	GOM_NL__2PRFIN20080519_034748_000000482068_00390_32508_1361.N1	19-MAY-2008 03:47:48	Dark	48.000	18	24Alp PsA	1.1660	9700.0	96	32508	No
55	GOM_NL__2PRFIN20080519_035200_000000562068_00390_32508_1362.N1	19-MAY-2008 03:52:00	Dark	56.000	63	Bet Gru	2.1500	2800.0	112	32508	No
56	GOM_NL__2PRFIN20080519_035334_000000482068_00391_32509_1352.N1	19-MAY-2008 03:53:34	Dark	47.500	31	Alp Gru	1.7340	15200.	95	32509	No
57	GOM_NL__2PRFIN20080519_035904_000000422068_00391_32509_1353.N1	19-MAY-2008 03:59:04	Dark	42.000	45	Alp Pav	1.9400	26000.	84	32509	No
58	GOM_NL__2PRFIN20080519_040605_000000412068_00391_32509_1354.N1	19-MAY-2008 04:06:05	Straylight	40.500	141	Bet Ara	2.8400	4600.0	81	32509	No
59	GOM_NL__2PRFIN20080519_040845_000000462068_00391_32509_1355.N1	19-MAY-2008 04:08:45	Straylight	46.000	40	The Sco	1.8590	7100.0	92	32509	No
60	GOM_NL__2PRFIN20080519_041037_000000512068_00391_32509_1356.N1	19-MAY-2008 04:10:37	Straylight	51.000	25	35Lam Sco	1.6200	28000.	102	32509	No
61	GOM_NL__2PRFIN20080519_041249_000000522068_00391_32509_1357.N1	19-MAY-2008 04:12:49	Twi_and_stray	51.500	75	26Eps Sco	2.2910	4250.0	103	32509	No
62	GOM_NL__2PRFIN20080519_041547_000000532068_00391_32509_1358.N1	19-MAY-2008 04:15:47	Twi_and_stray	53.000	16	21Alp Sco	1.0200	3000.0	106	32509	No
63	GOM_NL__2PRFIN20080519_041817_000000422068_00391_32509_1359.N1	19-MAY-2008 04:18:17	Bright	42.000	97	8Bet1Sco	2.5610	30000.	84	32509	No
64	GOM_NL__2PRFIN20080519_042005_000000372068_00391_32509_1360.N1	19-MAY-2008 04:20:05	Bright	37.000	122	9Alp2Lib	2.7470	9700.0	74	32509	No
65	GOM_NL__2PRFIN20080519_042152_000000382068_00391_32509_1361.N1	19-MAY-2008 04:21:52	Bright	38.000	104	27Bet Lib	2.6140	13100.	76	32509	No
66	GOM_NL__2PRFIN20080519_042657_000000432068_00391_32509_1362.N1	19-MAY-2008 04:26:57	Bright	43.000	102	24Alp Ser	2.6000	4250.0	86	32509	No
67	GOM_NL__2PRFIN20080519_043017_000000352068_00391_32509_1363.N1	19-MAY-2008 04:30:17	Bright	35.000	3	16Alp Boo	-0.050000	4250.0	70	32509	No
68	GOM_NL__2PRFIN20080519_043237_000000372068_00391_32509_1364.N1	19-MAY-2008 04:32:37	Bright	36.500	83		2.3780	11000.	73	32509	No
69	GOM_NL__2PRFIN20080519_043546_000000362068_00391_32509_1365.N1	19-MAY-2008 04:35:46	Bright	35.500	180	27Gam Boo	3.0400	8000.0	71	32509	No
70	GOM_NL__2PRFIN20080519_043848_000000352068_00391_32509_1366.N1	19-MAY-2008 04:38:48	Bright	34.500	39	85Eta UMa	1.8540	24000.	69	32509	No
71	GOM_NL__2PRFIN20080519_044412_000000412068_00391_32509_1367.N1	19-MAY-2008 04:44:12	Bright	40.500	119	14Eta Dra	2.7270	4700.0	81	32509	No
72	GOM_NL__2PRFIN20080519_044600_000000382068_00391_32509_1368.N1	19-MAY-2008 04:46:00	Bright	38.000	60	7Bet UMi	2.0810	3950.0	76	32509	No
73	GOM_NL__2PRFIN20080519_045028_000000332068_00391_32509_1369.N1	19-MAY-2008 04:50:28	Bright	33.000	49	1Alp UMi	1.9900	6300.0	66	32509	No
74	GOM_NL__2PRFIN20080519_045840_000000532068_00391_32509_1370.N1	19-MAY-2008 04:58:40	Bright	53.000	76	27Gam Cas	2.3000	30000.	106	32509	No
75	GOM_NL__2PRFIN20080519_045953_000000432068_00391_32509_1371.N1	19-MAY-2008 04:59:53	Bright	42.500	68	18Alp Cas	2.2250	4500.0	85	32509	No
76	GOM_NL__2PRFIN20080519_050825_000000452068_00391_32509_1372.N1	19-MAY-2008 05:08:25	Twi_and_stray	45.000	58	21Alp And	2.0730	11000.	90	32509	No
77	GOM_NL__2PRFIN20080519_051242_000000442068_00391_32509_1373.N1	19-MAY-2008 05:12:42	Dark	44.000	140	88Gam Peg	2.8340	26000.	88	32509	No
78	GOM_NL__2PRFIN20080519_052127_000000432068_00391_32509_1374.N1	19-MAY-2008 05:21:27	Dark	43.000	52	16Bet Cet	2.0370	4500.0	86	32509	No
79	GOM_NL__2PRFIN20080519_052825_000000522068_00391_32509_1375.N1	19-MAY-2008 05:28:25	Dark	52.000	18	24Alp PsA	1.1660	9700.0	104	32509	No
80	GOM_NL__2PRFIN20080519_053237_000000572068_00391_32509_1376.N1	19-MAY-2008 05:32:37	Dark	57.000	63	Bet Gru	2.1500	2800.0	114	32509	No
81	GOM_NL__2PRFIN20080519_053411_000000442068_00392_32510_1366.N1	19-MAY-2008 05:34:11	Dark	43.500	31	Alp Gru	1.7340	15200.	87	32510	No
82	GOM_NL__2PRFIN20080519_053941_000000412068_00392_32510_1367.N1	19-MAY-2008 05:39:41	Dark	41.000	45	Alp Pav	1.9400	26000.	82	32510	No
83	GOM_NL__2PRFIN20080519_054642_000000402068_00392_32510_1368.N1	19-MAY-2008 05:46:42	Straylight	40.000	141	Bet Ara	2.8400	4600.0	80	32510	No
84	GOM_NL__2PRFIN20080519_054922_000000452068_00392_32510_1369.N1	19-MAY-2008 05:49:22	Straylight	45.000	40	The Sco	1.8590	7100.0	90	32510	No
85	GOM_NL__2PRFIN20080519_055113_000000502068_00392_32510_1370.N1	19-MAY-2008 05:51:13	Straylight	50.000	25	35Lam Sco	1.6200	28000.	100	32510	No
86	GOM_NL__2PRFIN20080519_055325_000000512068_00392_32510_1371.N1	19-MAY-2008 05:53:25	Twi_and_stray	51.000	75	26Eps Sco	2.2910	4250.0	102	32510	No
87	GOM_NL__2PRFIN20080519_055624_000000572068_00392_32510_1372.N1	19-MAY-2008 05:56:24	Twi_and_stray	56.500	16	21Alp Sco	1.0200	3000.0	113	32510	No
88	GOM_NL__2PRFIN20080519_060228_000000382068_00392_32510_1373.N1	19-MAY-2008 06:02:28	Bright	37.500	104	27Bet Lib	2.6140	13100.	75	32510	No
89	GOM_NL__2PRFIN20080519_060733_000000432068_00392_32510_1374.N1	19-MAY-2008 06:07:33	Bright	42.500	102	24Alp Ser	2.6000	4250.0	85	32510	No
90	GOM_NL__2PRFIN20080519_061053_000000352068_00392_32510_1375.N1	19-MAY-2008 06:10:53	Bright	35.000	3	16Alp Boo	-0.050000	4250.0	70	32510	No
91	GOM_NL__2PRFIN20080519_061313_000000362068_00392_32510_1376.N1	19-MAY-2008 06:13:13	Bright	35.500	83		2.3780	11000.	71	32510	No
92	GOM_NL__2PRFIN20080519_061622_000000362068_00392_32510_1377.N1	19-MAY-2008 06:16:22	Bright	36.000	180	27Gam Boo	3.0400	8000.0	72	32510	No
93	GOM_NL__2PRFIN20080519_061924_000000362068_00392_32510_1378.N1	19-MAY-2008 06:19:24	Bright	35.500	39	85Eta UMa	1.8540	24000.	71	32510	No
94	GOM_NL__2PRFIN20080519_062447_000000412068_00392_32510_1379.N1	19-MAY-2008 06:24:47	Bright	40.500	119	14Eta Dra	2.7270	4700.0	81	32510	No
95	GOM_NL__2PRFIN20080519_062636_000000382068_00392_32510_1380.N1	19-MAY-2008 06:26:36	Bright	38.000	60	7Bet UMi	2.0810	3950.0	76	32510	No
96	GOM_NL__2PRFIN20080519_063104_000000362068_00392_32510_1381.N1	19-MAY-2008 06:31:04	Bright	35.500	49	1Alp UMi	1.9900	6300.0	71	32510	No
97	GOM_NL__2PRFIN20080519_063916_000000372068_00392_32510_1382.N1	19-MAY-2008 06:39:16	Bright	36.500	76	27Gam Cas	2.3000	30000.	73	32510	No
98	GOM_NL__2PRFIN20080519_064029_000000362068_00392_32510_1383.N1	19-MAY-2008 06:40:29	Bright	35.500	68	18Alp Cas	2.2250	4500.0	71	32510	No
99	GOM_NL__2PRFIN20080519_064901_000000432068_00392_32510_1384.N1	19-MAY-2008 06:49:01	Twi_and_stray	43.000	58	21Alp And	2.0730	11000.	86	32510	No
100	GOM_NL__2PRFIN20080519_065318_000000442068_00392_32510_1385.N1	19-MAY-2008 06:53:18	Dark	44.000	140	88Gam Peg	2.8340	26000.	88	32510	No
101	GOM_NL__2PRFIN20080519_070204_000000442068_00392_32510_1386.N1	19-MAY-2008 07:02:04	Dark	44.000	52	16Bet Cet	2.0370	4500.0	88	32510	No

102	GOM_NL__2PRFIN20080519_070902_000000512068_00392_32510_1387.N1	19-MAY-2008 07:09:02	Dark	51.000	18	24Alp PsA	1.1660	9700.0	102	32510	No
103	GOM_NL__2PRFIN20080519_071313_000000562068_00392_32510_1388.N1	19-MAY-2008 07:13:13	Dark	55.500	63	Bet Gru	2.1500	2800.0	111	32510	No
104	GOM_NL__2PRFIN20080519_071448_000000432068_00393_32511_1377.N1	19-MAY-2008 07:14:48	Dark	43.000	31	Alp Gru	1.7340	15200.	86	32511	No
105	GOM_NL__2PRFIN20080519_072018_000000422068_00393_32511_1378.N1	19-MAY-2008 07:20:18	Dark	42.000	45	Alp Pav	1.9400	26000.	84	32511	No
106	GOM_NL__2PRFIN20080519_072718_000000432068_00393_32511_1379.N1	19-MAY-2008 07:27:18	Straylight	42.500	141	Bet Ara	2.8400	4600.0	85	32511	No
107	GOM_NL__2PRFIN20080519_072958_000000502068_00393_32511_1380.N1	19-MAY-2008 07:29:58	Straylight	50.000	40	The Sco	1.8590	7100.0	100	32511	No
108	GOM_NL__2PRFIN20080519_073150_000000502068_00393_32511_1381.N1	19-MAY-2008 07:31:50	Straylight	50.000	25	35Lam Sco	1.6200	28000.	100	32511	No
109	GOM_NL__2PRFIN20080519_073401_000000512068_00393_32511_1382.N1	19-MAY-2008 07:34:01	Twi_and_stray	50.500	75	26Eps Sco	2.2910	4250.0	101	32511	No
110	GOM_NL__2PRFIN20080519_073700_000000592068_00393_32511_1383.N1	19-MAY-2008 07:37:00	Twi_and_stray	58.500	16	21Alp Sco	1.0200	3000.0	117	32511	No
111	GOM_NL__2PRFIN20080519_074304_000000382068_00393_32511_1384.N1	19-MAY-2008 07:43:04	Bright	38.000	104	27Bet Lib	2.6140	13100.	76	32511	No
112	GOM_NL__2PRFIN20080519_074809_000000432068_00393_32511_1385.N1	19-MAY-2008 07:48:09	Bright	43.000	102	24Alp Ser	2.6000	4250.0	86	32511	No
113	GOM_NL__2PRFIN20080519_075129_000000362068_00393_32511_1386.N1	19-MAY-2008 07:51:29	Bright	36.000	3	16Alp Boo	-0.050000	4250.0	72	32511	No
114	GOM_NL__2PRFIN20080519_075349_000000372068_00393_32511_1387.N1	19-MAY-2008 07:53:49	Bright	37.000	83		2.3780	11000.	74	32511	No
115	GOM_NL__2PRFIN20080519_075658_000000372068_00393_32511_1388.N1	19-MAY-2008 07:56:58	Bright	37.000	180	27Gam Boo	3.0400	8000.0	74	32511	No
116	GOM_NL__2PRFIN20080519_080000_000000362068_00393_32511_1389.N1	19-MAY-2008 08:00:00	Bright	35.500	39	85Eta UMa	1.8540	24000.	71	32511	No
117	GOM_NL__2PRFIN20080519_080523_000000412068_00393_32511_1390.N1	19-MAY-2008 08:05:23	Bright	40.500	119	14Eta Dra	2.7270	4700.0	81	32511	No
118	GOM_NL__2PRFIN20080519_080711_000000392068_00393_32511_1391.N1	19-MAY-2008 08:07:11	Bright	38.500	60	7Bet UMi	2.0810	3950.0	77	32511	No
119	GOM_NL__2PRFIN20080519_081140_000000362068_00393_32511_1392.N1	19-MAY-2008 08:11:40	Bright	35.500	49	1Alp UMi	1.9900	6300.0	71	32511	No
120	GOM_NL__2PRFIN20080519_081952_000000442068_00393_32511_1393.N1	19-MAY-2008 08:19:52	Bright	44.000	76	27Gam Cas	2.3000	30000.	88	32511	No
121	GOM_NL__2PRFIN20080519_082105_000000542068_00393_32511_1394.N1	19-MAY-2008 08:21:05	Bright	54.000	68	18Alp Cas	2.2250	4500.0	108	32511	No
122	GOM_NL__2PRFIN20080519_082937_000000472068_00393_32511_1395.N1	19-MAY-2008 08:29:37	Twi_and_stray	46.500	58	21Alp And	2.0730	11000.	93	32511	No
123	GOM_NL__2PRFIN20080519_083354_000000422068_00393_32511_1396.N1	19-MAY-2008 08:33:54	Dark	42.000	140	88Gam Peg	2.8340	26000.	84	32511	No
124	GOM_NL__2PRFIN20080519_084240_000000452068_00393_32511_1397.N1	19-MAY-2008 08:42:40	Dark	44.500	52	16Bet Cet	2.0370	4500.0	89	32511	No
125	GOM_NL__2PRFIN20080519_084939_000000472068_00393_32511_1398.N1	19-MAY-2008 08:49:39	Dark	46.500	18	24Alp PsA	1.1660	9700.0	93	32511	No
126	GOM_NL__2PRFIN20080519_085350_000000462068_00393_32511_1399.N1	19-MAY-2008 08:53:50	Dark	46.000	63	Bet Gru	2.1500	2800.0	92	32511	No
127	GOM_NL__2PRFIN20080519_085525_000000432068_00394_32512_1390.N1	19-MAY-2008 08:55:25	Dark	43.000	31	Alp Gru	1.7340	15200.	86	32512	No
128	GOM_NL__2PRFIN20080519_090054_000000402068_00394_32512_1391.N1	19-MAY-2008 09:00:54	Dark	40.000	45	Alp Pav	1.9400	26000.	80	32512	No
129	GOM_NL__2PRFIN20080519_090754_000000442068_00394_32512_1392.N1	19-MAY-2008 09:07:54	Straylight	44.000	141	Bet Ara	2.8400	4600.0	88	32512	No
130	GOM_NL__2PRFIN20080519_091035_000000512068_00394_32512_1393.N1	19-MAY-2008 09:10:35	Straylight	50.500	40	The Sco	1.8590	7100.0	101	32512	No
131	GOM_NL__2PRFIN20080519_091226_000000482068_00394_32512_1394.N1	19-MAY-2008 09:12:26	Straylight	47.500	25	35Lam Sco	1.6200	28000.	95	32512	No
132	GOM_NL__2PRFIN20080519_091438_000000532068_00394_32512_1395.N1	19-MAY-2008 09:14:38	Twi_and_stray	52.500	75	26Eps Sco	2.2910	4250.0	105	32512	No
133	GOM_NL__2PRFIN20080519_091736_000000562068_00394_32512_1396.N1	19-MAY-2008 09:17:36	Twi_and_stray	55.500	16	21Alp Sco	1.0200	3000.0	111	32512	No
134	GOM_NL__2PRFIN20080519_092340_000000382068_00394_32512_1397.N1	19-MAY-2008 09:23:40	Bright	37.500	104	27Bet Lib	2.6140	13100.	75	32512	No
135	GOM_NL__2PRFIN20080519_092844_000000422068_00394_32512_1398.N1	19-MAY-2008 09:28:44	Bright	41.500	102	24Alp Ser	2.6000	4250.0	83	32512	No
136	GOM_NL__2PRFIN20080519_093205_000000382068_00394_32512_1399.N1	19-MAY-2008 09:32:05	Bright	37.500	3	16Alp Boo	-0.050000	4250.0	75	32512	No
137	GOM_NL__2PRFIN20080519_093425_000000392068_00394_32512_1400.N1	19-MAY-2008 09:34:25	Bright	39.000	83		2.3780	11000.	78	32512	No
138	GOM_NL__2PRFIN20080519_093734_000000372068_00394_32512_1401.N1	19-MAY-2008 09:37:34	Bright	36.500	180	27Gam Boo	3.0400	8000.0	73	32512	No
139	GOM_NL__2PRFIN20080519_094036_000000342068_00394_32512_1402.N1	19-MAY-2008 09:40:36	Bright	33.500	39	85Eta UMa	1.8540	24000.	67	32512	No
140	GOM_NL__2PRFIN20080519_094558_000000402068_00394_32512_1403.N1	19-MAY-2008 09:45:58	Bright	39.500	119	14Eta Dra	2.7270	4700.0	79	32512	No
141	GOM_NL__2PRFIN20080519_094747_000000362068_00394_32512_1404.N1	19-MAY-2008 09:47:47	Bright	35.500	60	7Bet UMi	2.0810	3950.0	71	32512	No
142	GOM_NL__2PRFIN20080519_095216_000000352068_00394_32512_1405.N1	19-MAY-2008 09:52:16	Bright	35.000	49	1Alp UMi	1.9900	6300.0	70	32512	No
143	GOM_NL__2PRFIN20080519_100028_000000532068_00394_32512_1406.N1	19-MAY-2008 10:00:28	Bright	53.000	76	27Gam Cas	2.3000	30000.	106	32512	No
144	GOM_NL__2PRFIN20080519_100141_000000352068_00394_32512_1407.N1	19-MAY-2008 10:01:41	Bright	35.000	68	18Alp Cas	2.2250	4500.0	70	32512	No
145	GOM_NL__2PRFIN20080519_101013_000000462068_00394_32512_1408.N1	19-MAY-2008 10:10:13	Twi_and_stray	46.000	58	21Alp And	2.0730	11000.	92	32512	No
146	GOM_NL__2PRFIN20080519_101430_000000442068_00394_32512_1409.N1	19-MAY-2008 10:14:30	Dark	43.500	140	88Gam Peg	2.8340	26000.	87	32512	No
147	GOM_NL__2PRFIN20080519_102316_000000412068_00394_32512_1410.N1	19-MAY-2008 10:23:16	Dark	40.500	52	16Bet Cet	2.0370	4500.0	81	32512	No
148	GOM_NL__2PRFIN20080519_103015_000000532068_00394_32512_1411.N1	19-MAY-2008 10:30:15	Dark	53.000	18	24Alp PsA	1.1660	9700.0	106	32512	No
149	GOM_NL__2PRFIN20080519_103427_000000462068_00394_32512_1412.N1	19-MAY-2008 10:34:27	Dark	46.000	63	Bet Gru	2.1500	2800.0	92	32512	No
150	GOM_NL__2PRFIN20080519_103601_000000432068_00395_32513_1508.N1	19-MAY-2008 10:36:01	Dark	43.000	31	Alp Gru	1.7340	15200.	86	32513	No
151	GOM_NL__2PRFIN20080519_104131_000000422068_00395_32513_1509.N1	19-MAY-2008 10:41:31	Dark	42.000	45	Alp Pav	1.9400	26000.	84	32513	No
152	GOM_NL__2PRFIN20080519_104831_000000422068_00395_32513_1510.N1	19-MAY-2008 10:48:31	Straylight	42.000	141	Bet Ara	2.8400	4600.0	84	32513	No
153	GOM_NL__2PRFIN20080519_105111_000000452068_00395_32513_1511.N1	19-MAY-2008 10:51:11	Straylight	44.500	40	The Sco	1.8590	7100.0	89	32513	No
154	GOM_NL__2PRFIN20080519_105303_000000502068_00395_32513_1512.N1	19-MAY-2008 10:53:03	Straylight	50.000	25	35Lam Sco	1.6200	28000.	100	32513	No
155	GOM_NL__2PRFIN20080519_105514_000000512068_00395_32513_1513.N1	19-MAY-2008 10:55:14	Twi_and_stray	51.000	75	26Eps Sco	2.2910	4250.0	102	32513	No
156	GOM_NL__2PRFIN20080519_105812_000000572068_00395_32513_1514.N1	19-MAY-2008 10:58:12	Twi_and_stray	57.000	16	21Alp Sco	1.0200	3000.0	114	32513	No
157	GOM_NL__2PRFIN20080519_110416_000000382068_00395_32513_1515.N1	19-MAY-2008 11:04:16	Bright	37.500	104	27Bet Lib	2.6140	13100.	75	32513	No
158	GOM_NL__2PRFIN20080519_110920_000000412068_00395_32513_1516.N1	19-MAY-2008 11:09:20	Bright	41.000	102	24Alp Ser	2.6000	4250.0	82	32513	No
159	GOM_NL__2PRFIN20080519_111241_000000402068_00395_32513_1517.N1	19-MAY-2008 11:12:41	Bright	39.500	3	16Alp Boo	-0.050000	4250.0	79	32513	No
160	GOM_NL__2PRFIN20080519_111500_000000362068_00395_32513_1518.N1	19-MAY-2008 11:15:00	Bright	36.000	83		2.3780	11000.	72	32513	No

161	GOM_NL__2PRFIN20080519_111810_000000372068_00395_32513_1519.N1	19-MAY-2008 11:18:10	Bright	37.000	180	27Gam Boo	3.0400	8000.0	74	32513	No
162	GOM_NL__2PRFIN20080519_112112_000000352068_00395_32513_1520.N1	19-MAY-2008 11:21:12	Bright	34.500	39	85Eta UMa	1.8540	24000.	69	32513	No
163	GOM_NL__2PRFIN20080519_112823_000000392068_00395_32513_1521.N1	19-MAY-2008 11:28:23	Bright	39.000	60	7Bet UMi	2.0810	3950.0	78	32513	No
164	GOM_NL__2PRFIN20080519_113252_000000372068_00395_32513_1522.N1	19-MAY-2008 11:32:52	Bright	36.500	49	1Alp UMi	1.9900	6300.0	73	32513	No
165	GOM_NL__2PRFIN20080519_114104_000000432068_00395_32513_1523.N1	19-MAY-2008 11:41:04	Bright	43.000	76	27Gam Cas	2.3000	30000.	86	32513	No
166	GOM_NL__2PRFIN20080519_114217_000000352068_00395_32513_1524.N1	19-MAY-2008 11:42:17	Bright	35.000	68	18Alp Cas	2.2250	4500.0	70	32513	No
167	GOM_NL__2PRFIN20080519_115049_000000452068_00395_32513_1525.N1	19-MAY-2008 11:50:49	Twilight	45.000	58	21Alp And	2.0730	11000.	90	32513	No
168	GOM_NL__2PRFIN20080519_115507_000000432068_00395_32513_1526.N1	19-MAY-2008 11:55:07	Dark	43.000	140	88Gam Peg	2.8340	26000.	86	32513	No
169	GOM_NL__2PRFIN20080519_120353_000000432068_00395_32513_1527.N1	19-MAY-2008 12:03:53	Dark	42.500	52	16Bet Cet	2.0370	4500.0	85	32513	No
170	GOM_NL__2PRFIN20080519_121052_000000462068_00395_32513_1528.N1	19-MAY-2008 12:10:52	Dark	45.500	18	24Alp PsA	1.1660	9700.0	91	32513	No
171	GOM_NL__2PRFIN20080519_121503_000000522068_00395_32513_1529.N1	19-MAY-2008 12:15:03	Dark	52.000	63	Bet Gru	2.1500	2800.0	104	32513	No
172	GOM_NL__2PRFIN20080519_121638_000000442068_00396_32514_1521.N1	19-MAY-2008 12:16:38	Dark	43.500	31	Alp Gru	1.7340	15200.	87	32514	No
173	GOM_NL__2PRFIN20080519_122207_000000412068_00396_32514_1522.N1	19-MAY-2008 12:22:07	Dark	41.000	45	Alp Pav	1.9400	26000.	82	32514	No
174	GOM_NL__2PRFIN20080519_122907_000000442068_00396_32514_1523.N1	19-MAY-2008 12:29:07	Straylight	44.000	141	Bet Ara	2.8400	4600.0	88	32514	No
175	GOM_NL__2PRFIN20080519_123148_000000472068_00396_32514_1524.N1	19-MAY-2008 12:31:48	Straylight	47.000	40	The Sco	1.8590	7100.0	94	32514	No
176	GOM_NL__2PRFIN20080519_123339_000000512068_00396_32514_1525.N1	19-MAY-2008 12:33:39	Straylight	50.500	25	35Lam Sco	1.6200	28000.	101	32514	No
177	GOM_NL__2PRFIN20080519_123550_000000492068_00396_32514_1526.N1	19-MAY-2008 12:35:50	Twilight	48.500	75	26Eps Sco	2.2910	4250.0	97	32514	No
178	GOM_NL__2PRFIN20080519_123848_000000592068_00396_32514_1527.N1	19-MAY-2008 12:38:48	Twilight	59.000	16	21Alp Sco	1.0200	3000.0	118	32514	No
179	GOM_NL__2PRFIN20080519_124118_000000412068_00396_32514_1528.N1	19-MAY-2008 12:41:18	Bright	41.000	97	8Bet1Sco	2.5610	30000.	82	32514	No
180	GOM_NL__2PRFIN20080519_124305_000000382068_00396_32514_1529.N1	19-MAY-2008 12:43:05	Bright	37.500	122	9Alp2Lib	2.7470	9700.0	75	32514	No
181	GOM_NL__2PRFIN20080519_124452_000000382068_00396_32514_1530.N1	19-MAY-2008 12:44:52	Bright	38.000	104	27Bet Lib	2.6140	13100.	76	32514	No
182	GOM_NL__2PRFIN20080519_124956_000000422068_00396_32514_1531.N1	19-MAY-2008 12:49:56	Bright	42.000	102	24Alp Ser	2.6000	4250.0	84	32514	No
183	GOM_NL__2PRFIN20080519_125316_000000352068_00396_32514_1532.N1	19-MAY-2008 12:53:16	Bright	35.000	3	16Alp Boo	-0.050000	4250.0	70	32514	No
184	GOM_NL__2PRFIN20080519_125536_000000362068_00396_32514_1533.N1	19-MAY-2008 12:55:36	Bright	35.500	83		2.3780	11000.	71	32514	No
185	GOM_NL__2PRFIN20080519_125845_000000362068_00396_32514_1534.N1	19-MAY-2008 12:58:45	Bright	35.500	180	27Gam Boo	3.0400	8000.0	71	32514	No
186	GOM_NL__2PRFIN20080519_130148_000000372068_00396_32514_1535.N1	19-MAY-2008 13:01:48	Bright	36.500	39	85Eta UMa	1.8540	24000.	73	32514	No
187	GOM_NL__2PRFIN20080519_130709_000000402068_00396_32514_1536.N1	19-MAY-2008 13:07:09	Bright	39.500	119	14Eta Dra	2.7270	4700.0	79	32514	No
188	GOM_NL__2PRFIN20080519_130859_000000372068_00396_32514_1537.N1	19-MAY-2008 13:08:59	Bright	37.000	60	7Bet UMi	2.0810	3950.0	74	32514	No
189	GOM_NL__2PRFIN20080519_131328_000000352068_00396_32514_1538.N1	19-MAY-2008 13:13:28	Bright	34.500	49	1Alp UMi	1.9900	6300.0	69	32514	No
190	GOM_NL__2PRFIN20080519_132140_000000342068_00396_32514_1539.N1	19-MAY-2008 13:21:40	Bright	33.500	76	27Gam Cas	2.3000	30000.	67	32514	No
191	GOM_NL__2PRFIN20080519_132253_000000342068_00396_32514_1540.N1	19-MAY-2008 13:22:53	Bright	34.000	68	18Alp Cas	2.2250	4500.0	68	32514	No
192	GOM_NL__2PRFIN20080519_133126_000000462068_00396_32514_1541.N1	19-MAY-2008 13:31:26	Twilight	45.500	58	21Alp And	2.0730	11000.	91	32514	No
193	GOM_NL__2PRFIN20080519_133543_000000442068_00396_32514_1542.N1	19-MAY-2008 13:35:43	Dark	43.500	140	88Gam Peg	2.8340	26000.	87	32514	No
194	GOM_NL__2PRFIN20080519_134429_000000452068_00396_32514_1543.N1	19-MAY-2008 13:44:29	Dark	45.000	52	16Bet Cet	2.0370	4500.0	90	32514	No
195	GOM_NL__2PRFIN20080519_135129_000000522068_00396_32514_1544.N1	19-MAY-2008 13:51:29	Dark	52.000	18	24Alp PsA	1.1660	9700.0	104	32514	No
196	GOM_NL__2PRFIN20080519_135540_000000582068_00396_32514_1545.N1	19-MAY-2008 13:55:40	Dark	58.000	63	Bet Gru	2.1500	2800.0	116	32514	No
197	GOM_NL__2PRFIN20080519_135715_000000452068_00397_32515_1534.N1	19-MAY-2008 13:57:15	Dark	44.500	31	Alp Gru	1.7340	15200.	89	32515	No
198	GOM_NL__2PRFIN20080519_140244_000000422068_00397_32515_1535.N1	19-MAY-2008 14:02:44	Dark	41.500	45	Alp Pav	1.9400	26000.	83	32515	No
199	GOM_NL__2PRFIN20080519_140944_000000402068_00397_32515_1536.N1	19-MAY-2008 14:09:44	Straylight	40.000	141	Bet Ara	2.8400	4600.0	80	32515	No
200	GOM_NL__2PRFIN20080519_141224_000000502068_00397_32515_1537.N1	19-MAY-2008 14:12:24	Straylight	50.000	40	The Sco	1.8590	7100.0	100	32515	No
201	GOM_NL__2PRFIN20080519_141416_000000522068_00397_32515_1538.N1	19-MAY-2008 14:14:16	Straylight	51.500	25	35Lam Sco	1.6200	28000.	103	32515	No
202	GOM_NL__2PRFIN20080519_141627_000000492068_00397_32515_1539.N1	19-MAY-2008 14:16:27	Twilight	49.000	75	26Eps Sco	2.2910	4250.0	98	32515	No
203	GOM_NL__2PRFIN20080519_141925_000000622068_00397_32515_1540.N1	19-MAY-2008 14:19:25	Twilight	62.000	16	21Alp Sco	1.0200	3000.0	124	32515	No
204	GOM_NL__2PRFIN20080519_142154_000000432068_00397_32515_1541.N1	19-MAY-2008 14:21:54	Bright	42.500	97	8Bet1Sco	2.5610	30000.	85	32515	No
205	GOM_NL__2PRFIN20080519_142341_000000382068_00397_32515_1542.N1	19-MAY-2008 14:23:41	Bright	37.500	122	9Alp2Lib	2.7470	9700.0	75	32515	No
206	GOM_NL__2PRFIN20080519_142528_000000382068_00397_32515_1543.N1	19-MAY-2008 14:25:28	Bright	38.000	104	27Bet Lib	2.6140	13100.	76	32515	No
207	GOM_NL__2PRFIN20080519_143031_000000412068_00397_32515_1544.N1	19-MAY-2008 14:30:31	Bright	41.000	102	24Alp Ser	2.6000	4250.0	82	32515	No
208	GOM_NL__2PRFIN20080519_143352_000000352068_00397_32515_1545.N1	19-MAY-2008 14:33:52	Bright	35.000	3	16Alp Boo	-0.050000	4250.0	70	32515	No
209	GOM_NL__2PRFIN20080519_143612_000000362068_00397_32515_1546.N1	19-MAY-2008 14:36:12	Bright	36.000	83		2.3780	11000.	72	32515	No
210	GOM_NL__2PRFIN20080519_143921_000000362068_00397_32515_1547.N1	19-MAY-2008 14:39:21	Bright	35.500	180	27Gam Boo	3.0400	8000.0	71	32515	No
211	GOM_NL__2PRFIN20080519_144224_000000352068_00397_32515_1548.N1	19-MAY-2008 14:42:24	Bright	35.000	39	85Eta UMa	1.8540	24000.	70	32515	No
212	GOM_NL__2PRFIN20080519_144745_000000412068_00397_32515_1549.N1	19-MAY-2008 14:47:45	Bright	41.000	119	14Eta Dra	2.7270	4700.0	82	32515	No
213	GOM_NL__2PRFIN20080519_144935_000000372068_00397_32515_1550.N1	19-MAY-2008 14:49:35	Bright	36.500	60	7Bet UMi	2.0810	3950.0	73	32515	No
214	GOM_NL__2PRFIN20080519_145404_000000332068_00397_32515_1551.N1	19-MAY-2008 14:54:04	Bright	32.500	49	1Alp UMi	1.9900	6300.0	65	32515	No
215	GOM_NL__2PRFIN20080519_150216_000000452068_00397_32515_1552.N1	19-MAY-2008 15:02:16	Bright	44.500	76	27Gam Cas	2.3000	30000.	89	32515	No
216	GOM_NL__2PRFIN20080519_150329_000000352068_00397_32515_1553.N1	19-MAY-2008 15:03:29	Bright	35.000	68	18Alp Cas	2.2250	4500.0	70	32515	No
217	GOM_NL__2PRFIN20080519_151202_000000452068_00397_32515_1554.N1	19-MAY-2008 15:12:02	Twilight	44.500	58	21Alp And	2.0730	11000.	89	32515	No
218	GOM_NL__2PRFIN20080519_151619_000000422068_00397_32515_1555.N1	19-MAY-2008 15:16:19	Dark	41.500	140	88Gam Peg	2.8340	26000.	83	32515	No
219	GOM_NL__2PRFIN20080519_152505_000000422068_00397_32515_1556.N1	19-MAY-2008 15:25:05	Dark	41.500	52	16Bet Cet	2.0370	4500.0	83	32515	No

220	GOM_NL__2PRFIN20080519_153206_000000542068_00397_32515_1557.N1	19-MAY-2008 15:32:06	Dark	54.000	18	24Alp PsA	1.1660	9700.0	108	32515	No
221	GOM_NL__2PRFIN20080519_153617_000000522068_00397_32515_1558.N1	19-MAY-2008 15:36:17	Dark	51.500	63	Bet Gru	2.1500	2800.0	103	32515	No
222	GOM_NL__2PRFIN20080519_153752_000000442068_00398_32516_1547.N1	19-MAY-2008 15:37:52	Dark	43.500	31	Alp Gru	1.7340	15200.	87	32516	No
223	GOM_NL__2PRFIN20080519_154321_000000422068_00398_32516_1548.N1	19-MAY-2008 15:43:21	Dark	41.500	45	Alp Pav	1.9400	26000.	83	32516	No
224	GOM_NL__2PRFIN20080519_155020_000000432068_00398_32516_1549.N1	19-MAY-2008 15:50:20	Straylight	42.500	141	Bet Ara	2.8400	4600.0	85	32516	No
225	GOM_NL__2PRFIN20080519_155301_000000502068_00398_32516_1550.N1	19-MAY-2008 15:53:01	Straylight	50.000	40	The Sco	1.8590	7100.0	100	32516	No
226	GOM_NL__2PRFIN20080519_155452_000000502068_00398_32516_1551.N1	19-MAY-2008 15:54:52	Straylight	49.500	25	35Lam Sco	1.6200	28000.	99	32516	No
227	GOM_NL__2PRFIN20080519_155703_000000512068_00398_32516_1552.N1	19-MAY-2008 15:57:03	Twi_and_stray	51.000	75	26Eps Sco	2.2910	4250.0	102	32516	No
228	GOM_NL__2PRFIN20080519_160001_000000542068_00398_32516_1553.N1	19-MAY-2008 16:00:01	Twi_and_stray	54.000	16	21Alp Sco	1.0200	3000.0	108	32516	No
229	GOM_NL__2PRFIN20080519_160230_000000412068_00398_32516_1554.N1	19-MAY-2008 16:02:30	Bright	41.000	97	8Bet1Sco	2.5610	30000.	82	32516	No
230	GOM_NL__2PRFIN20080519_160417_000000372068_00398_32516_1555.N1	19-MAY-2008 16:04:17	Bright	37.000	122	9Alp2Lib	2.7470	9700.0	74	32516	No
231	GOM_NL__2PRFIN20080519_160604_000000382068_00398_32516_1556.N1	19-MAY-2008 16:06:04	Bright	37.500	104	27Bet Lib	2.6140	13100.	75	32516	No
232	GOM_NL__2PRFIN20080519_161107_000000412068_00398_32516_1557.N1	19-MAY-2008 16:11:07	Bright	41.000	102	24Alp Ser	2.6000	4250.0	82	32516	No
233	GOM_NL__2PRFIN20080519_161428_000000352068_00398_32516_1558.N1	19-MAY-2008 16:14:28	Bright	35.000	3	16Alp Boo	-0.050000	4250.0	70	32516	No
234	GOM_NL__2PRFIN20080519_161648_000000372068_00398_32516_1559.N1	19-MAY-2008 16:16:48	Bright	36.500	83		2.3780	11000.	73	32516	No
235	GOM_NL__2PRFIN20080519_161957_000000372068_00398_32516_1560.N1	19-MAY-2008 16:19:57	Bright	36.500	180	27Gam Boo	3.0400	8000.0	73	32516	No
236	GOM_NL__2PRFIN20080519_162300_000000352068_00398_32516_1561.N1	19-MAY-2008 16:23:00	Bright	34.500	39	85Eta UMa	1.8540	24000.	69	32516	No
237	GOM_NL__2PRFIN20080519_162820_000000412068_00398_32516_1562.N1	19-MAY-2008 16:28:20	Bright	40.500	119	14Eta Dra	2.7270	4700.0	81	32516	No
238	GOM_NL__2PRFIN20080519_163010_000000332068_00398_32516_1563.N1	19-MAY-2008 16:30:10	Bright	33.000	60	7Bet UMi	2.0810	3950.0	66	32516	No
239	GOM_NL__2PRFIN20080519_163440_000000362068_00398_32516_1564.N1	19-MAY-2008 16:34:40	Bright	36.000	49	1Alp UMi	1.9900	6300.0	72	32516	No
240	GOM_NL__2PRFIN20080519_164252_000000532068_00398_32516_1565.N1	19-MAY-2008 16:42:52	Bright	53.000	76	27Gam Cas	2.3000	30000.	106	32516	No
241	GOM_NL__2PRFIN20080519_164404_000000372068_00398_32516_1566.N1	19-MAY-2008 16:44:04	Bright	37.000	68	18Alp Cas	2.2250	4500.0	74	32516	No
242	GOM_NL__2PRFIN20080519_165238_000000432068_00398_32516_1567.N1	19-MAY-2008 16:52:38	Twi_and_stray	42.500	58	21Alp And	2.0730	11000.	85	32516	No
243	GOM_NL__2PRFIN20080519_170541_000000432068_00398_32516_1568.N1	19-MAY-2008 17:05:41	Dark	42.500	52	16Bet Cet	2.0370	4500.0	85	32516	No
244	GOM_NL__2PRFIN20080519_171243_000000592068_00398_32516_1569.N1	19-MAY-2008 17:12:43	Dark	59.000	18	24Alp PsA	1.1660	9700.0	118	32516	No
245	GOM_NL__2PRFIN20080519_171653_000000582068_00398_32516_1570.N1	19-MAY-2008 17:16:53	Dark	58.000	63	Bet Gru	2.1500	2800.0	116	32516	No
246	GOM_NL__2PRFIN20080519_171828_000000482068_00399_32517_1560.N1	19-MAY-2008 17:18:28	Dark	48.000	31	Alp Gru	1.7340	15200.	96	32517	No
247	GOM_NL__2PRFIN20080519_172357_000000422068_00399_32517_1561.N1	19-MAY-2008 17:23:57	Dark	41.500	45	Alp Pav	1.9400	26000.	83	32517	No
248	GOM_NL__2PRFIN20080519_173056_000000412068_00399_32517_1562.N1	19-MAY-2008 17:30:56	Straylight	40.500	141	Bet Ara	2.8400	4600.0	81	32517	No
249	GOM_NL__2PRFIN20080519_173338_000000502068_00399_32517_1563.N1	19-MAY-2008 17:33:38	Straylight	49.500	40	The Sco	1.8590	7100.0	99	32517	No
250	GOM_NL__2PRFIN20080519_173529_000000532068_00399_32517_1564.N1	19-MAY-2008 17:35:29	Straylight	52.500	25	35Lam Sco	1.6200	28000.	105	32517	No
251	GOM_NL__2PRFIN20080519_173739_000000502068_00399_32517_1565.N1	19-MAY-2008 17:37:39	Twi_and_stray	49.500	75	26Eps Sco	2.2910	4250.0	99	32517	No
252	GOM_NL__2PRFIN20080519_174037_000000582068_00399_32517_1566.N1	19-MAY-2008 17:40:37	Twi_and_stray	57.500	16	21Alp Sco	1.0200	3000.0	115	32517	No
253	GOM_NL__2PRFIN20080519_174306_000000442068_00399_32517_1567.N1	19-MAY-2008 17:43:06	Bright	44.000	97	8Bet1Sco	2.5610	30000.	88	32517	No
254	GOM_NL__2PRFIN20080519_174453_000000372068_00399_32517_1568.N1	19-MAY-2008 17:44:53	Bright	37.000	122	9Alp2Lib	2.7470	9700.0	74	32517	No
255	GOM_NL__2PRFIN20080519_174640_000000392068_00399_32517_1569.N1	19-MAY-2008 17:46:40	Bright	38.500	104	27Bet Lib	2.6140	13100.	77	32517	No
256	GOM_NL__2PRFIN20080519_175143_000000412068_00399_32517_1570.N1	19-MAY-2008 17:51:43	Bright	41.000	102	24Alp Ser	2.6000	4250.0	82	32517	No
257	GOM_NL__2PRFIN20080519_175505_000000352068_00399_32517_1571.N1	19-MAY-2008 17:55:05	Bright	34.500	3	16Alp Boo	-0.050000	4250.0	69	32517	No
258	GOM_NL__2PRFIN20080519_175724_000000392068_00399_32517_1572.N1	19-MAY-2008 17:57:24	Bright	38.500	83		2.3780	11000.	77	32517	No
259	GOM_NL__2PRFIN20080519_180033_000000362068_00399_32517_1573.N1	19-MAY-2008 18:00:33	Bright	36.000	180	27Gam Boo	3.0400	8000.0	72	32517	No
260	GOM_NL__2PRFIN20080519_180336_000000372068_00399_32517_1574.N1	19-MAY-2008 18:03:36	Bright	36.500	39	85Eta UMa	1.8540	24000.	73	32517	No
261	GOM_NL__2PRFIN20080519_180856_000000412068_00399_32517_1575.N1	19-MAY-2008 18:08:56	Bright	40.500	119	14Eta Dra	2.7270	4700.0	81	32517	No
262	GOM_NL__2PRFIN20080519_181046_000000382068_00399_32517_1576.N1	19-MAY-2008 18:10:46	Bright	38.000	60	7Bet UMi	2.0810	3950.0	76	32517	No
263	GOM_NL__2PRFIN20080519_181516_000000362068_00399_32517_1577.N1	19-MAY-2008 18:15:16	Bright	35.500	49	1Alp UMi	1.9900	6300.0	71	32517	No
264	GOM_NL__2PRFIN20080519_182328_000000342068_00399_32517_1578.N1	19-MAY-2008 18:23:28	Bright	33.500	76	27Gam Cas	2.3000	30000.	67	32517	No
265	GOM_NL__2PRFIN20080519_182440_000000542068_00399_32517_1579.N1	19-MAY-2008 18:24:40	Bright	54.000	68	18Alp Cas	2.2250	4500.0	108	32517	No
266	GOM_NL__2PRFIN20080519_183314_000000472068_00399_32517_1580.N1	19-MAY-2008 18:33:14	Twi_and_stray	46.500	58	21Alp And	2.0730	11000.	93	32517	No
267	GOM_NL__2PRFIN20080519_183732_000000452068_00399_32517_1581.N1	19-MAY-2008 18:37:32	Dark	44.500	140	88Gam Peg	2.8340	26000.	89	32517	No
268	GOM_NL__2PRFIN20080519_184618_000000452068_00399_32517_1582.N1	19-MAY-2008 18:46:18	Dark	45.000	52	16Bet Cet	2.0370	4500.0	90	32517	No
269	GOM_NL__2PRFIN20080519_185320_000000512068_00399_32517_1583.N1	19-MAY-2008 18:53:20	Dark	51.000	18	24Alp PsA	1.1660	9700.0	102	32517	No
270	GOM_NL__2PRFIN20080519_185730_000000482068_00399_32517_1584.N1	19-MAY-2008 18:57:30	Dark	48.000	63	Bet Gru	2.1500	2800.0	96	32517	No
271	GOM_NL__2PRFIN20080519_185905_000000442068_00400_32518_1585.N1	19-MAY-2008 18:59:05	Dark	43.500	31	Alp Gru	1.7340	15200.	87	32518	No
272	GOM_NL__2PRFIN20080519_190434_000000422068_00400_32518_1586.N1	19-MAY-2008 19:04:34	Dark	42.000	45	Alp Pav	1.9400	26000.	84	32518	No
273	GOM_NL__2PRFIN20080519_191133_000000482068_00400_32518_1587.N1	19-MAY-2008 19:11:33	Straylight	48.000	141	Bet Ara	2.8400	4600.0	96	32518	No
274	GOM_NL__2PRFIN20080519_191414_000000502068_00400_32518_1588.N1	19-MAY-2008 19:14:14	Straylight	50.000	40	The Sco	1.8590	7100.0	100	32518	No
275	GOM_NL__2PRFIN20080519_191606_000000522068_00400_32518_1589.N1	19-MAY-2008 19:16:06	Straylight	52.000	25	35Lam Sco	1.6200	28000.	104	32518	No
276	GOM_NL__2PRFIN20080519_191816_000000482068_00400_32518_1590.N1	19-MAY-2008 19:18:16	Twi_and_stray	47.500	75	26Eps Sco	2.2910	4250.0	95	32518	No
277	GOM_NL__2PRFIN20080519_192113_000000622068_00400_32518_1591.N1	19-MAY-2008 19:21:13	Twi_and_stray	62.000	16	21Alp Sco	1.0200	3000.0	124	32518	No
278	GOM_NL__2PRFIN20080519_192343_000000412068_00400_32518_1592.N1	19-MAY-2008 19:23:43	Bright	41.000	97	8Bet1Sco	2.5610	30000.	82	32518	No

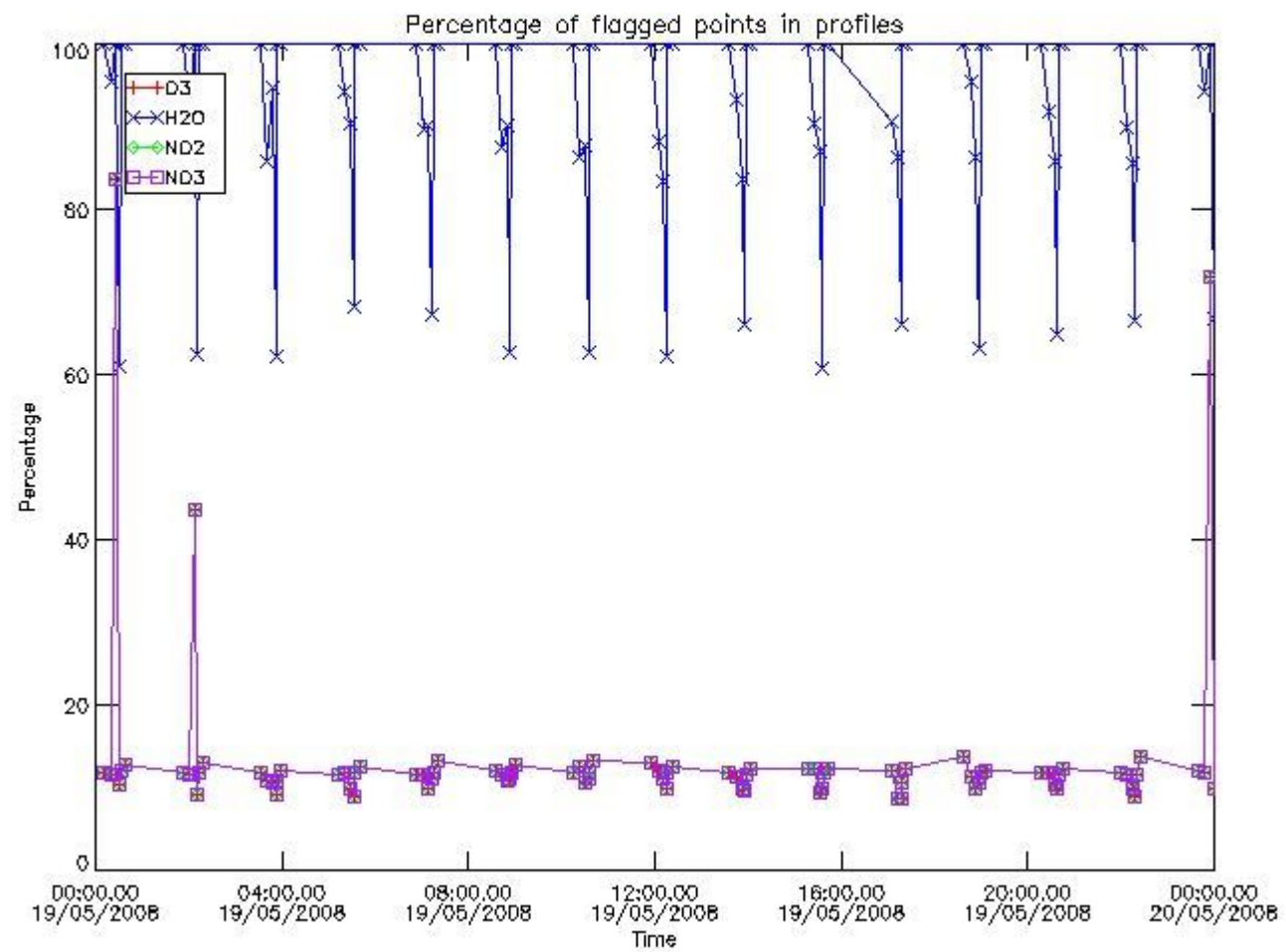
279	GOM_NL__2PRFIN20080519_192530_000000372068_00400_32518_1593.N1	19-MAY-2008 19:25:30	Bright	37.000	122	9Alp2Lib	2.7470	9700.0	74	32518	No
280	GOM_NL__2PRFIN20080519_192716_000000382068_00400_32518_1594.N1	19-MAY-2008 19:27:16	Bright	37.500	104	27Bet Lib	2.6140	13100.	75	32518	No
281	GOM_NL__2PRFIN20080519_193219_000000422068_00400_32518_1595.N1	19-MAY-2008 19:32:19	Bright	41.500	102	24Alp Ser	2.6000	4250.0	83	32518	No
282	GOM_NL__2PRFIN20080519_193541_000000362068_00400_32518_1596.N1	19-MAY-2008 19:35:41	Bright	36.000	3	16Alp Boo	-0.050000	4250.0	72	32518	No
283	GOM_NL__2PRFIN20080519_193800_000000382068_00400_32518_1597.N1	19-MAY-2008 19:38:00	Bright	37.500	83		2.3780	11000.	75	32518	No
284	GOM_NL__2PRFIN20080519_194109_000000362068_00400_32518_1598.N1	19-MAY-2008 19:41:09	Bright	36.000	180	27Gam Boo	3.0400	8000.0	72	32518	No
285	GOM_NL__2PRFIN20080519_194412_000000342068_00400_32518_1599.N1	19-MAY-2008 19:44:12	Bright	34.000	39	85Eta UMa	1.8540	24000.	68	32518	No
286	GOM_NL__2PRFIN20080519_194931_000000412068_00400_32518_1600.N1	19-MAY-2008 19:49:31	Bright	41.000	119	14Eta Dra	2.7270	4700.0	82	32518	No
287	GOM_NL__2PRFIN20080519_195122_000000372068_00400_32518_1601.N1	19-MAY-2008 19:51:22	Bright	37.000	60	7Bet UMi	2.0810	3950.0	74	32518	No
288	GOM_NL__2PRFIN20080519_195552_000000362068_00400_32518_1602.N1	19-MAY-2008 19:55:52	Bright	36.000	49	1Alp UMi	1.9900	6300.0	72	32518	No
289	GOM_NL__2PRFIN20080519_200403_000000422068_00400_32518_1603.N1	19-MAY-2008 20:04:03	Bright	42.000	76	27Gam Cas	2.3000	30000.	84	32518	No
290	GOM_NL__2PRFIN20080519_200516_000000372068_00400_32518_1604.N1	19-MAY-2008 20:05:16	Bright	37.000	68	18Alp Cas	2.2250	4500.0	74	32518	No
291	GOM_NL__2PRFIN20080519_201350_000000462068_00400_32518_1605.N1	19-MAY-2008 20:13:50	Twi_and_stray	45.500	58	21Alp And	2.0730	11000.	91	32518	No
292	GOM_NL__2PRFIN20080519_201808_000000432068_00400_32518_1606.N1	19-MAY-2008 20:18:08	Dark	43.000	140	88Gam Peg	2.8340	26000.	86	32518	No
293	GOM_NL__2PRFIN20080519_202654_000000432068_00400_32518_1607.N1	19-MAY-2008 20:26:54	Dark	43.000	52	16Bet Cet	2.0370	4500.0	86	32518	No
294	GOM_NL__2PRFIN20080519_203357_000000502068_00400_32518_1608.N1	19-MAY-2008 20:33:57	Dark	49.500	18	24Alp PsA	1.1660	9700.0	99	32518	No
295	GOM_NL__2PRFIN20080519_203806_000000562068_00400_32518_1609.N1	19-MAY-2008 20:38:06	Dark	56.000	63	Bet Gru	2.1500	2800.0	112	32518	No
296	GOM_NL__2PRFIN20080519_203942_000000442068_00401_32519_1600.N1	19-MAY-2008 20:39:42	Dark	44.000	31	Alp Gru	1.7340	15200.	88	32519	No
297	GOM_NL__2PRFIN20080519_204511_000000422068_00401_32519_1601.N1	19-MAY-2008 20:45:11	Dark	41.500	45	Alp Pav	1.9400	26000.	83	32519	No
298	GOM_NL__2PRFIN20080519_205209_000000412068_00401_32519_1602.N1	19-MAY-2008 20:52:09	Straylight	40.500	141	Bet Ara	2.8400	4600.0	81	32519	No
299	GOM_NL__2PRFIN20080519_205450_000000482068_00401_32519_1603.N1	19-MAY-2008 20:54:50	Straylight	48.000	40	The Sco	1.8590	7100.0	96	32519	No
300	GOM_NL__2PRFIN20080519_205642_000000502068_00401_32519_1604.N1	19-MAY-2008 20:56:42	Straylight	50.000	25	35Lam Sco	1.6200	28000.	100	32519	No
301	GOM_NL__2PRFIN20080519_205852_000000512068_00401_32519_1605.N1	19-MAY-2008 20:58:52	Twi_and_stray	51.000	75	26Eps Sco	2.2910	4250.0	102	32519	No
302	GOM_NL__2PRFIN20080519_210150_000000552068_00401_32519_1606.N1	19-MAY-2008 21:01:50	Twi_and_stray	54.500	16	21Alp Sco	1.0200	3000.0	109	32519	No
303	GOM_NL__2PRFIN20080519_210419_000000432068_00401_32519_1607.N1	19-MAY-2008 21:04:19	Bright	43.000	97	8Bet1Sco	2.5610	30000.	86	32519	No
304	GOM_NL__2PRFIN20080519_210606_000000382068_00401_32519_1608.N1	19-MAY-2008 21:06:06	Bright	37.500	122	9Alp2Lib	2.7470	9700.0	75	32519	No
305	GOM_NL__2PRFIN20080519_210752_000000382068_00401_32519_1609.N1	19-MAY-2008 21:07:52	Bright	38.000	104	27Bet Lib	2.6140	13100.	76	32519	No
306	GOM_NL__2PRFIN20080519_211254_000000422068_00401_32519_1610.N1	19-MAY-2008 21:12:54	Bright	41.500	102	24Alp Ser	2.6000	4250.0	83	32519	No
307	GOM_NL__2PRFIN20080519_211616_000000362068_00401_32519_1611.N1	19-MAY-2008 21:16:16	Bright	35.500	3	16Alp Boo	-0.050000	4250.0	71	32519	No
308	GOM_NL__2PRFIN20080519_211835_000000372068_00401_32519_1612.N1	19-MAY-2008 21:18:35	Bright	36.500	83		2.3780	11000.	73	32519	No
309	GOM_NL__2PRFIN20080519_212145_000000352068_00401_32519_1613.N1	19-MAY-2008 21:21:45	Bright	35.000	180	27Gam Boo	3.0400	8000.0	70	32519	No
310	GOM_NL__2PRFIN20080519_212448_000000352068_00401_32519_1614.N1	19-MAY-2008 21:24:48	Bright	34.500	39	85Eta UMa	1.8540	24000.	69	32519	No
311	GOM_NL__2PRFIN20080519_213007_000000412068_00401_32519_1615.N1	19-MAY-2008 21:30:07	Bright	41.000	119	14Eta Dra	2.7270	4700.0	82	32519	No
312	GOM_NL__2PRFIN20080519_213158_000000372068_00401_32519_1616.N1	19-MAY-2008 21:31:58	Bright	37.000	60	7Bet UMi	2.0810	3950.0	74	32519	No
313	GOM_NL__2PRFIN20080519_213628_000000362068_00401_32519_1617.N1	19-MAY-2008 21:36:28	Bright	36.000	49	1Alp UMi	1.9900	6300.0	72	32519	No
314	GOM_NL__2PRFIN20080519_214439_000000352068_00401_32519_1618.N1	19-MAY-2008 21:44:39	Bright	35.000	76	27Gam Cas	2.3000	30000.	70	32519	No
315	GOM_NL__2PRFIN20080519_214552_000000542068_00401_32519_1619.N1	19-MAY-2008 21:45:52	Bright	54.000	68	18Alp Cas	2.2250	4500.0	108	32519	No
316	GOM_NL__2PRFIN20080519_215426_000000482068_00401_32519_1620.N1	19-MAY-2008 21:54:26	Twi_and_stray	47.500	58	21Alp And	2.0730	11000.	95	32519	No
317	GOM_NL__2PRFIN20080519_215844_000000442068_00401_32519_1621.N1	19-MAY-2008 21:58:44	Dark	43.500	140	88Gam Peg	2.8340	26000.	87	32519	No
318	GOM_NL__2PRFIN20080519_220730_000000452068_00401_32519_1622.N1	19-MAY-2008 22:07:30	Dark	44.500	52	16Bet Cet	2.0370	4500.0	89	32519	No
319	GOM_NL__2PRFIN20080519_221433_000000522068_00401_32519_1623.N1	19-MAY-2008 22:14:33	Dark	52.000	18	24Alp PsA	1.1660	9700.0	104	32519	No
320	GOM_NL__2PRFIN20080519_221843_000000572068_00401_32519_1624.N1	19-MAY-2008 22:18:43	Dark	57.000	63	Bet Gru	2.1500	2800.0	114	32519	No
321	GOM_NL__2PRFIN20080519_222019_000000442068_00402_32520_1612.N1	19-MAY-2008 22:20:19	Dark	44.000	31	Alp Gru	1.7340	15200.	88	32520	No
322	GOM_NL__2PRFIN20080519_222547_000000412068_00402_32520_1613.N1	19-MAY-2008 22:25:47	Dark	41.000	45	Alp Pav	1.9400	26000.	82	32520	No
323	GOM_NL__2PRFIN20080519_223246_000000422068_00402_32520_1614.N1	19-MAY-2008 22:32:46	Straylight	42.000	141	Bet Ara	2.8400	4600.0	84	32520	No
324	GOM_NL__2PRFIN20080519_223527_000000512068_00402_32520_1615.N1	19-MAY-2008 22:35:27	Straylight	51.000	40	The Sco	1.8590	7100.0	102	32520	No
325	GOM_NL__2PRFIN20080519_223718_000000532068_00402_32520_1616.N1	19-MAY-2008 22:37:18	Straylight	53.000	25	35Lam Sco	1.6200	28000.	106	32520	No
326	GOM_NL__2PRFIN20080519_223928_000000512068_00402_32520_1617.N1	19-MAY-2008 22:39:28	Twi_and_stray	50.500	75	26Eps Sco	2.2910	4250.0	101	32520	No
327	GOM_NL__2PRFIN20080519_224226_000000622068_00402_32520_1618.N1	19-MAY-2008 22:42:26	Twi_and_stray	62.000	16	21Alp Sco	1.0200	3000.0	124	32520	No
328	GOM_NL__2PRFIN20080519_224455_000000432068_00402_32520_1619.N1	19-MAY-2008 22:44:55	Bright	43.000	97	8Bet1Sco	2.5610	30000.	86	32520	No
329	GOM_NL__2PRFIN20080519_224642_000000382068_00402_32520_1620.N1	19-MAY-2008 22:46:42	Bright	37.500	122	9Alp2Lib	2.7470	9700.0	75	32520	No
330	GOM_NL__2PRFIN20080519_224828_000000392068_00402_32520_1621.N1	19-MAY-2008 22:48:28	Bright	38.500	104	27Bet Lib	2.6140	13100.	77	32520	No
331	GOM_NL__2PRFIN20080519_225330_000000412068_00402_32520_1622.N1	19-MAY-2008 22:53:30	Bright	41.000	102	24Alp Ser	2.6000	4250.0	82	32520	No
332	GOM_NL__2PRFIN20080519_225652_000000352068_00402_32520_1623.N1	19-MAY-2008 22:56:52	Bright	34.500	3	16Alp Boo	-0.050000	4250.0	69	32520	No
333	GOM_NL__2PRFIN20080519_225911_000000372068_00402_32520_1624.N1	19-MAY-2008 22:59:11	Bright	37.000	83		2.3780	11000.	74	32520	No
334	GOM_NL__2PRFIN20080519_230221_000000372068_00402_32520_1625.N1	19-MAY-2008 23:02:21	Bright	37.000	180	27Gam Boo	3.0400	8000.0	74	32520	No
335	GOM_NL__2PRFIN20080519_230524_000000362068_00402_32520_1626.N1	19-MAY-2008 23:05:24	Bright	36.000	39	85Eta UMa	1.8540	24000.	72	32520	No
336	GOM_NL__2PRFIN20080519_231042_000000412068_00402_32520_1627.N1	19-MAY-2008 23:10:42	Bright	41.000	119	14Eta Dra	2.7270	4700.0	82	32520	No
337	GOM_NL__2PRFIN20080519_231234_000000342068_00402_32520_1628.N1	19-MAY-2008 23:12:34	Bright	34.000	60	7Bet UMi	2.0810	3950.0	68	32520	No

338	GOM_NL__2PRFIN20080519_231704_000000362068_00402_32520_1629.N1	19-MAY-2008 23:17:04	Bright	36.000	49	1Alp UMi	1.9900	6300.0	72	32520	No
339	GOM_NL__2PRFIN20080519_232515_000000452068_00402_32520_1630.N1	19-MAY-2008 23:25:15	Bright	45.000	76	27Gam Cas	2.3000	30000.	90	32520	No
340	GOM_NL__2PRFIN20080519_232628_000000542068_00402_32520_1631.N1	19-MAY-2008 23:26:28	Bright	54.000	68	18Alp Cas	2.2250	4500.0	108	32520	No
341	GOM_NL__2PRFIN20080519_233502_000000452068_00402_32520_1632.N1	19-MAY-2008 23:35:02	Twilight_stray	45.000	58	21Alp And	2.0730	11000.	90	32520	No
342	GOM_NL__2PRFIN20080519_233921_000000422068_00402_32520_1633.N1	19-MAY-2008 23:39:21	Dark	42.000	140	88Gam Peg	2.8340	26000.	84	32520	No
343	GOM_NL__2PRFIN20080519_234807_000000442068_00402_32520_1634.N1	19-MAY-2008 23:48:07	Dark	43.500	52	16Bet Cet	2.0370	4500.0	87	32520	No
344	GOM_NL__2PRFIN20080519_235510_000000502068_00402_32520_1635.N1	19-MAY-2008 23:55:10	Dark	50.000	18	24Alp PsA	1.1660	9700.0	100	32520	No
345	GOM_NL__2PRFIN20080519_235919_000000522068_00402_32520_1636.N1	19-MAY-2008 23:59:19	Dark	51.500	63	Bet Gru	2.1500	2800.0	103	32520	No

3. Quality information per product

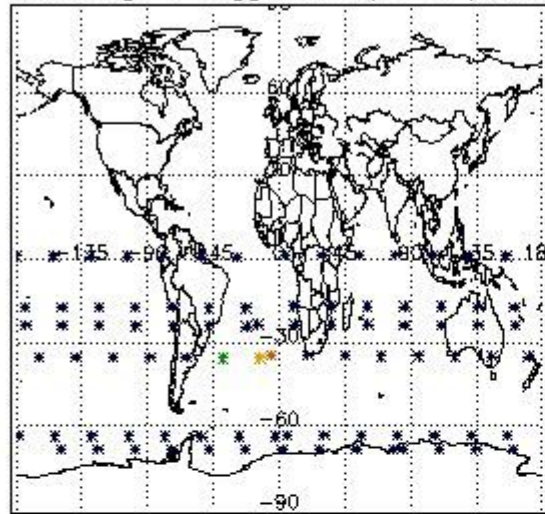
In this section it is plotted some information contained in the Quality Summary data set of the level 2 products. Only products in dark limb conditions and without errors (error flag in the MPH set to "0") are used.

3.1 Plot quality information per product (time dependant)

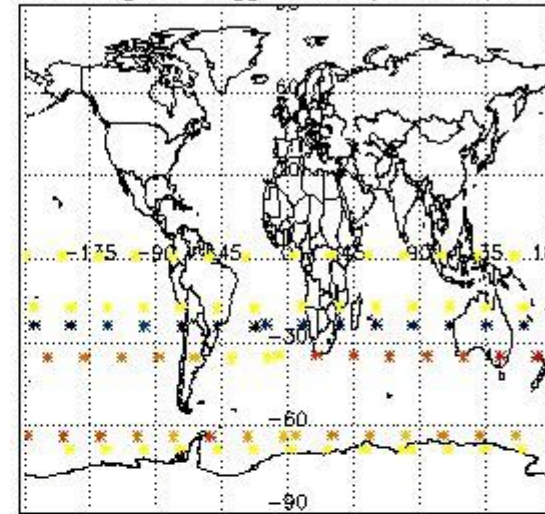


3.2 Plot quality information per product (world map)

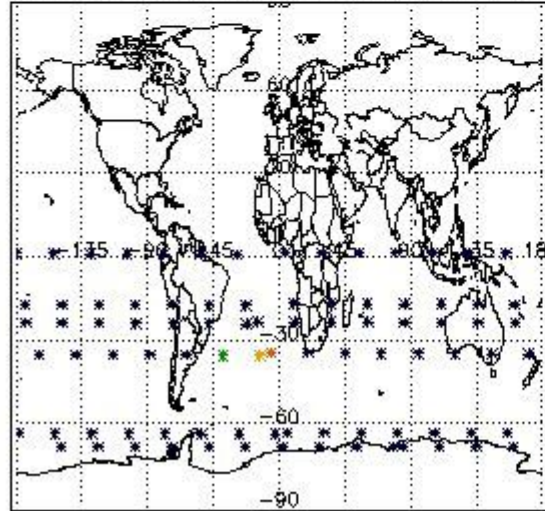
Percentage of flagged data per O3 profile



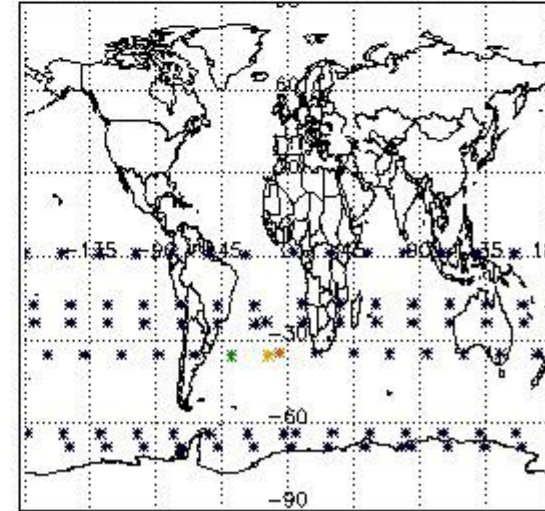
Percentage of flagged data per H2O profile



Percentage of flagged data per NO2 profile



Percentage of flagged data per NO3 profile

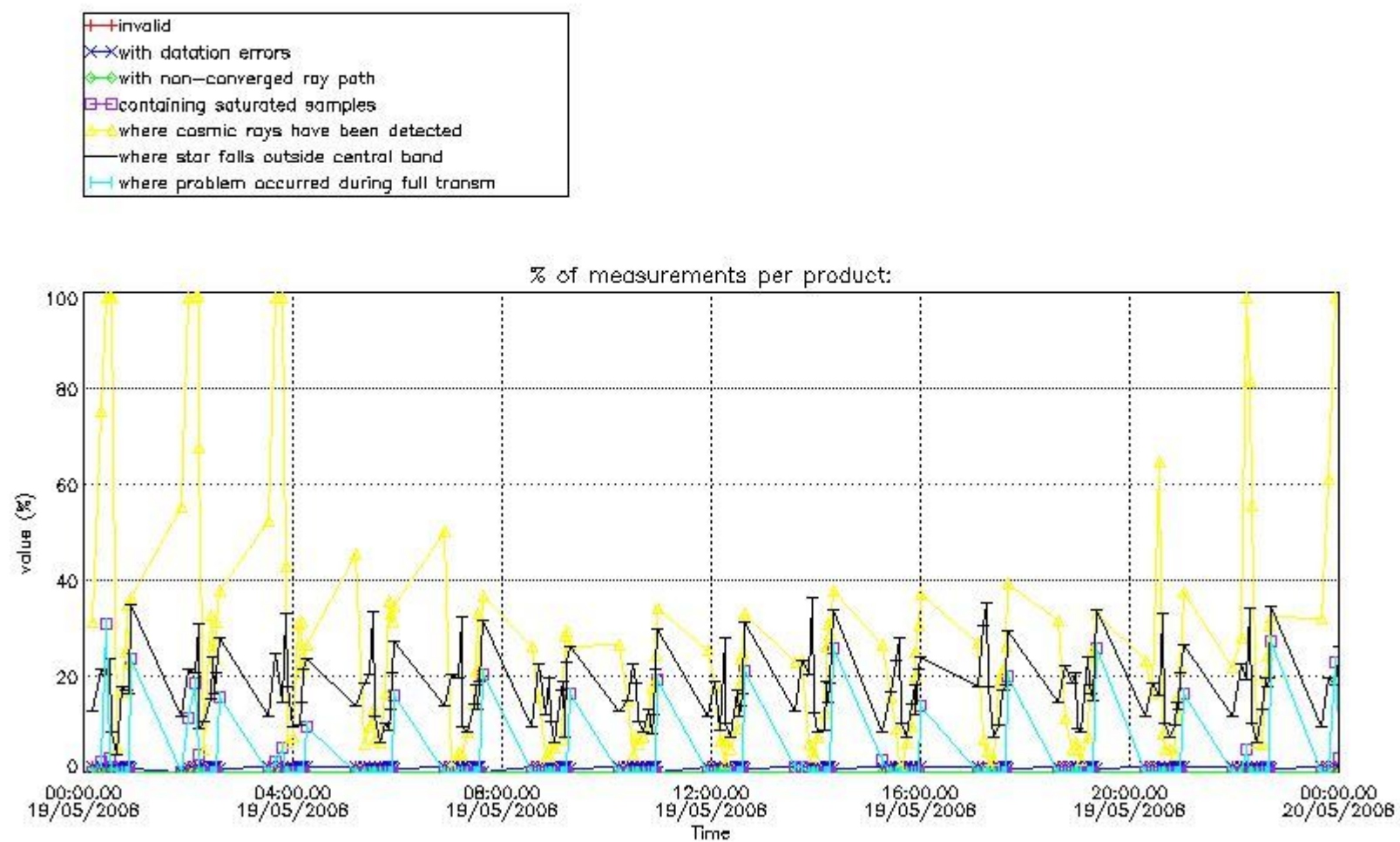


4. Level 1 quality information per product

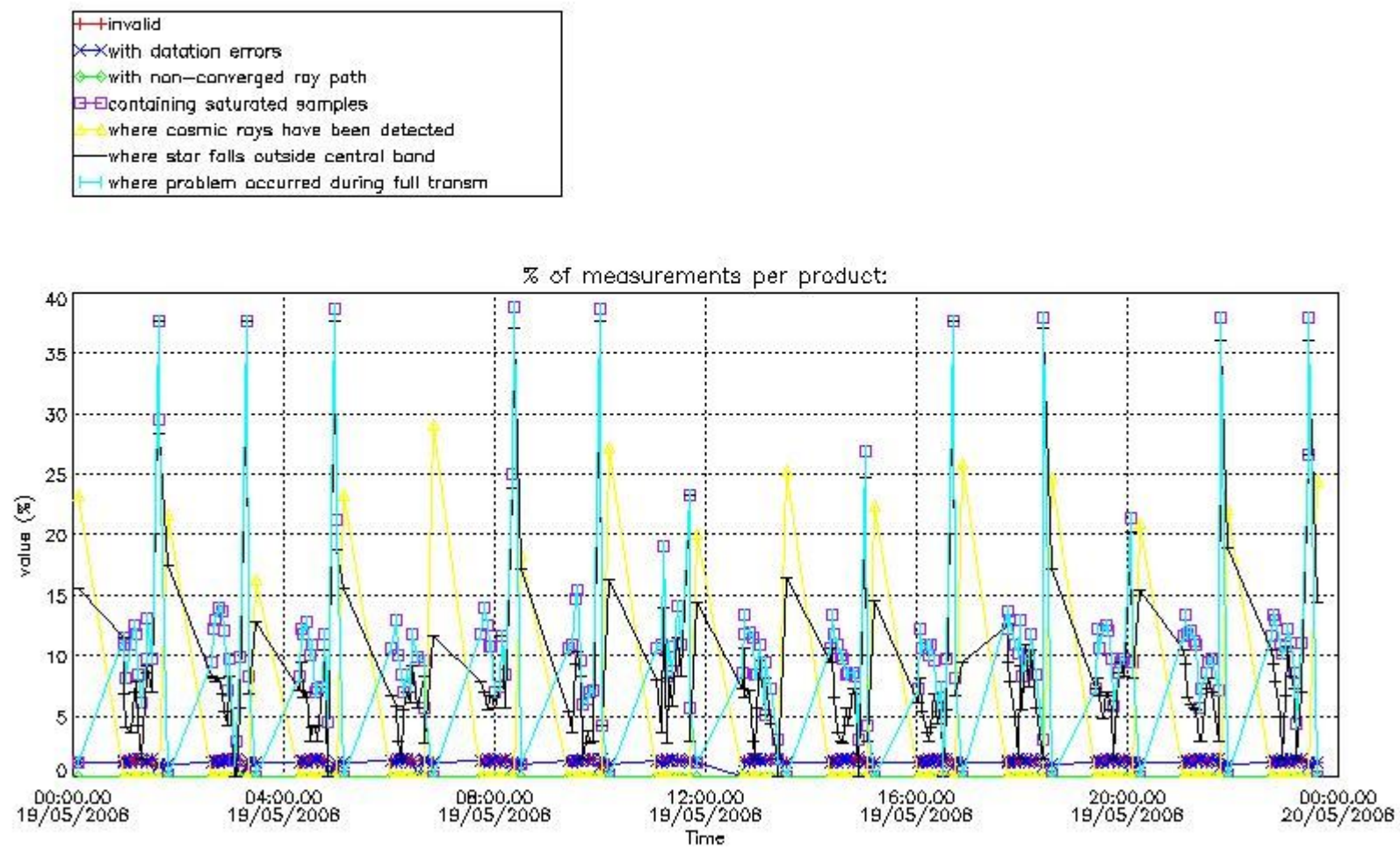
In this section it is plotted some information contained in the Quality Summary data set of the level 2 products that comes from the level 1b processing. Products without errors (error flag in the MPH set to "0") are used.

4.1 Plot quality information per product (time dependant) coming from level 1b processing

4.1.1 Plot level 1 quality information per product (time dependant): ENVISAT ASCENDING passes

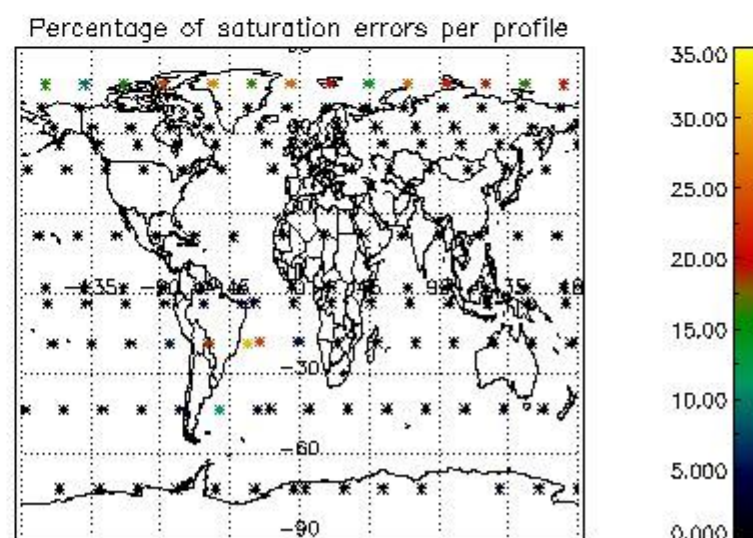
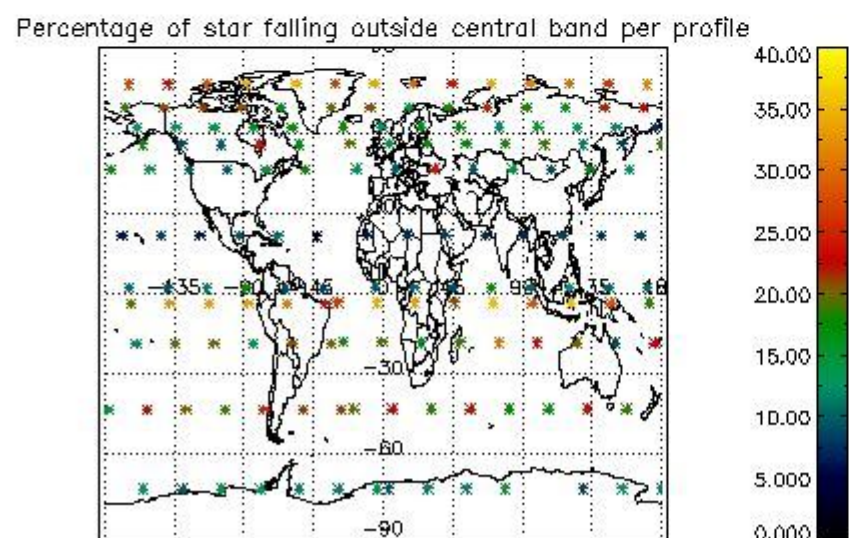
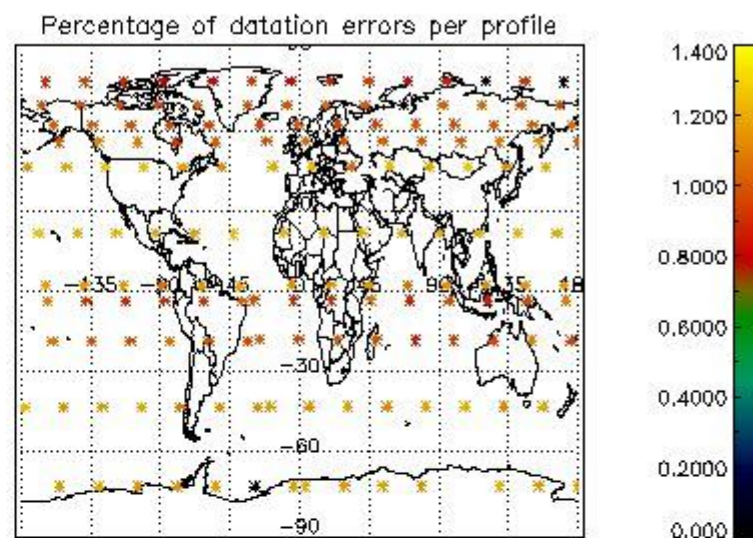
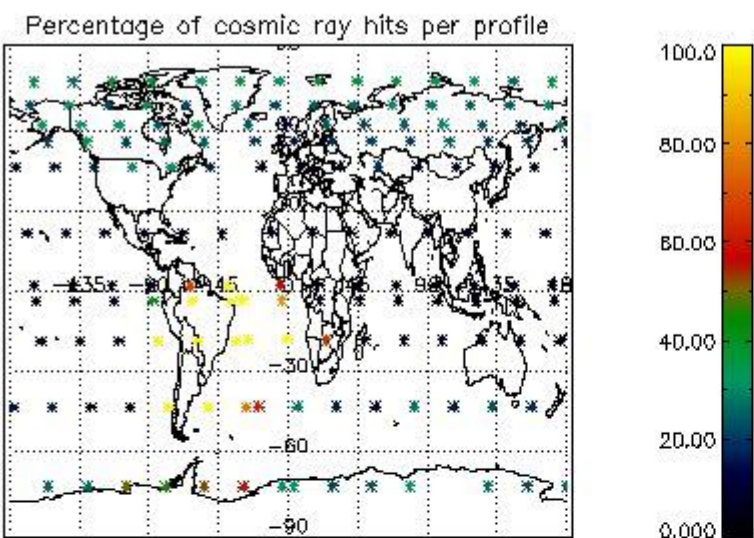


4.1.2 Plot level 1 quality information per product (time dependant): ENVI SAT DESCENDING passes

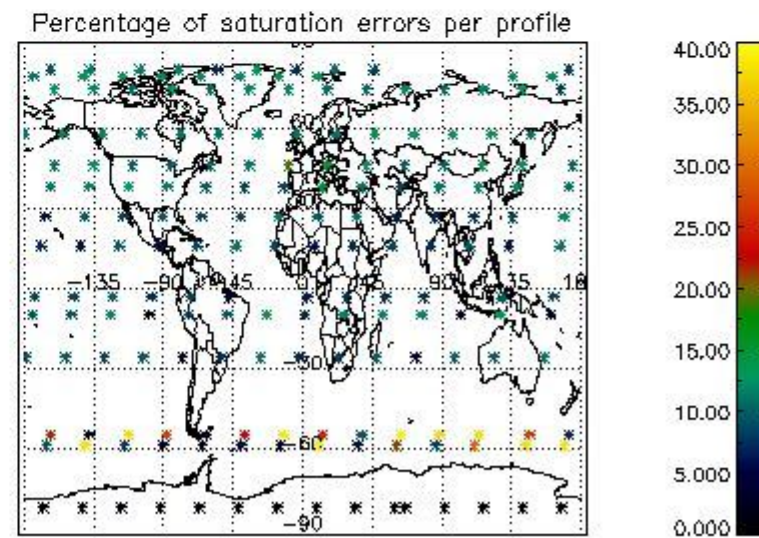
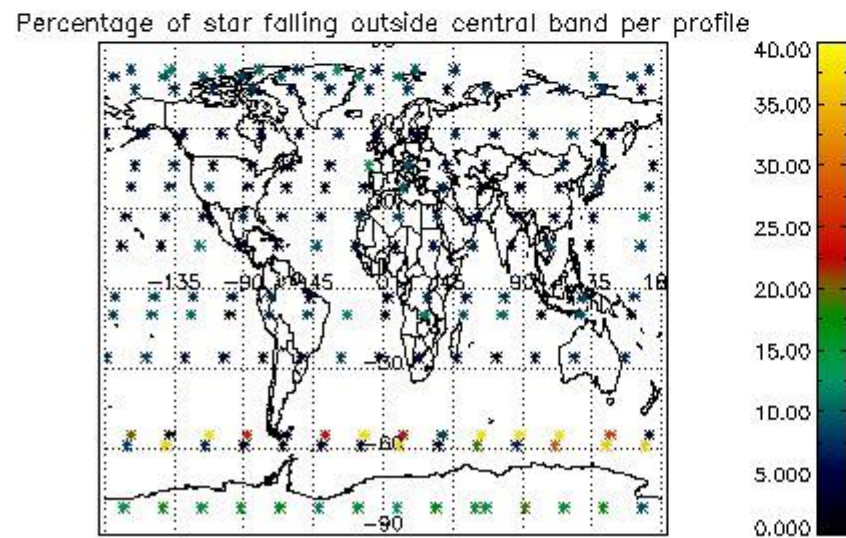
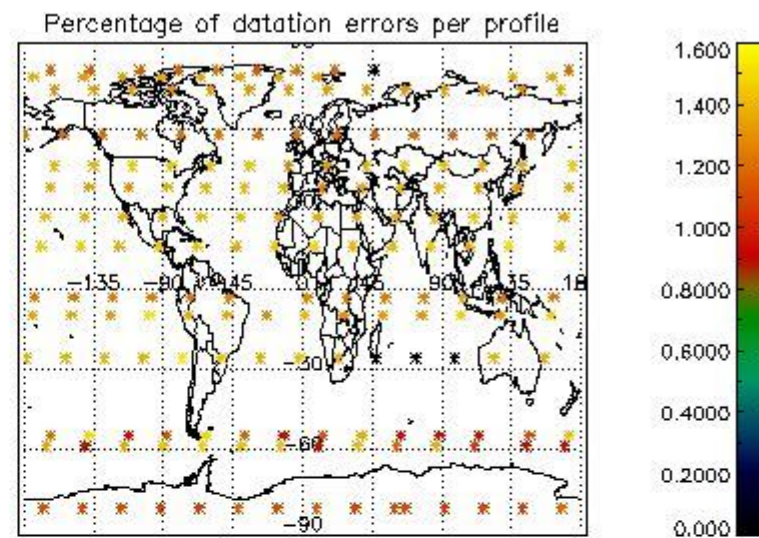
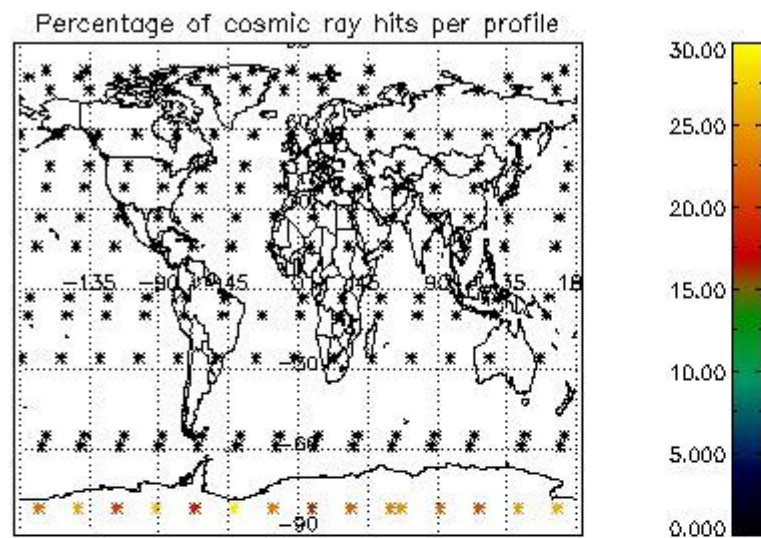


4.2 Plot quality information per product coming from level 1b processing (world map)

4.2.1 Plot level 1 quality information per product (world map): ENVISAT ASCENDING passes



4.2.2 Plot level 1 quality information per product (world map): ENVISAT DESCENDING passes



5. Trace gas profiles

5.1 Ozone statistics based on quality of products

The final quality of the products can be "measured" using the STD (Standard Deviation) attached to every point profile. This information is written to the parameter GOM_NL__2P/NL_LOCAL_SPECIES_DENSITY/o3_std of the level 2 products. The table below shows the statistics for given STD ranges.

The statistics are given with respect to the overall valid production:

- Products without fatal errors: GOM_NL__2P/MPH/PRODUCT_ERR=0
- Valid point profile: GOM_NL__2P/NL_LOCAL_SPECIES_DENSITY/pcd(0)=0

The 'Criteria' is applied to valid points of dark limb products:

- Products in dark limb illumination condition: GOM_NL__2P/NL_SUMMARY_QUALITY/obs_ill_cond=0
- Products without fatal errors: GOM_NL__2P/MPH/PRODUCT_ERR=0
- Valid point profile: GOM_NL__2P/NL_LOCAL_SPECIES_DENSITY/pcd(0)=0

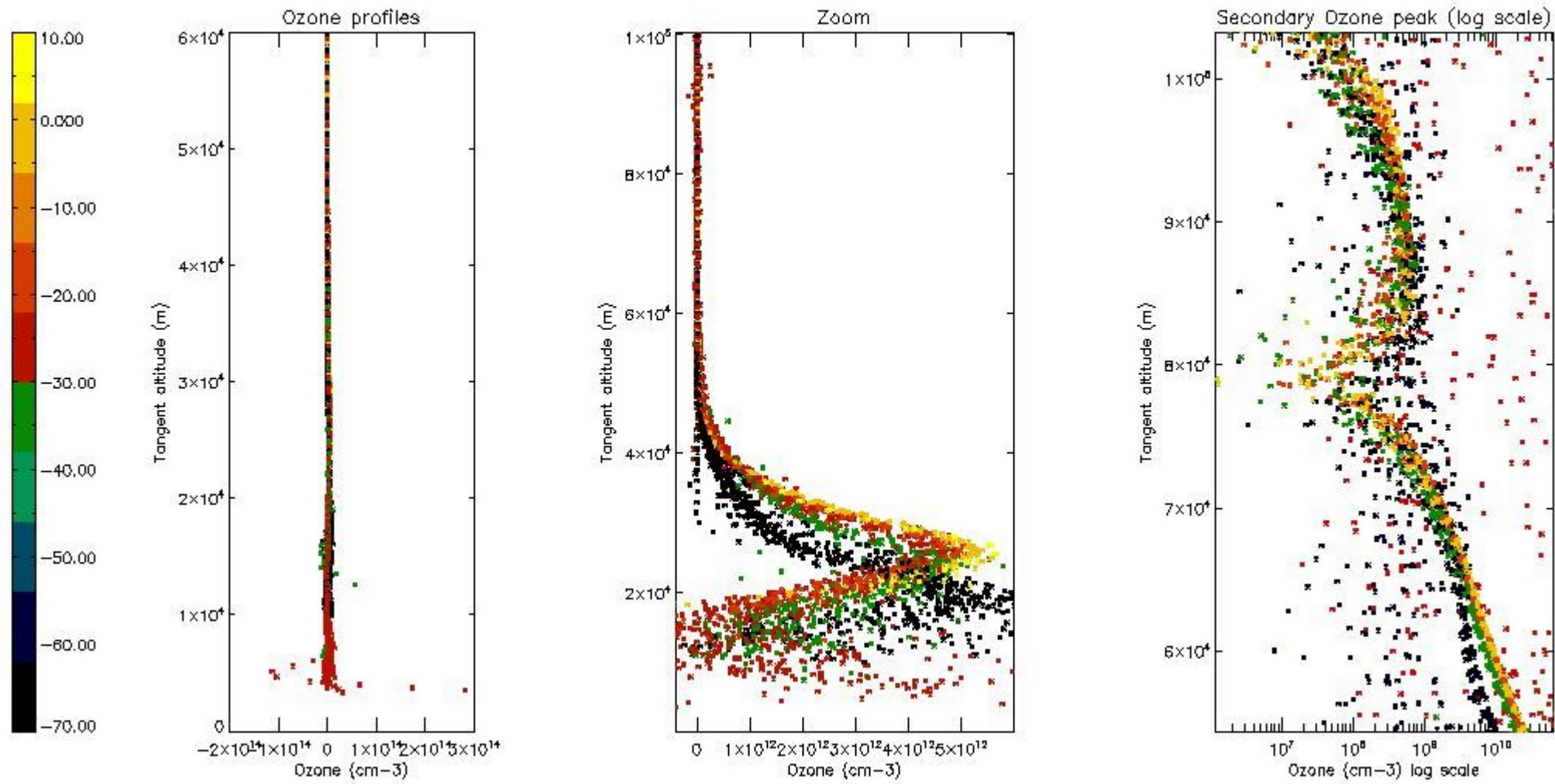
So, the table below shows the percentage of dark limb and valid observations for each criteria with respect to the overall valid daily observations.

Criteria	% of total production
All STD	27
STD < 20	14

STD < 10	11
STD < 5	8

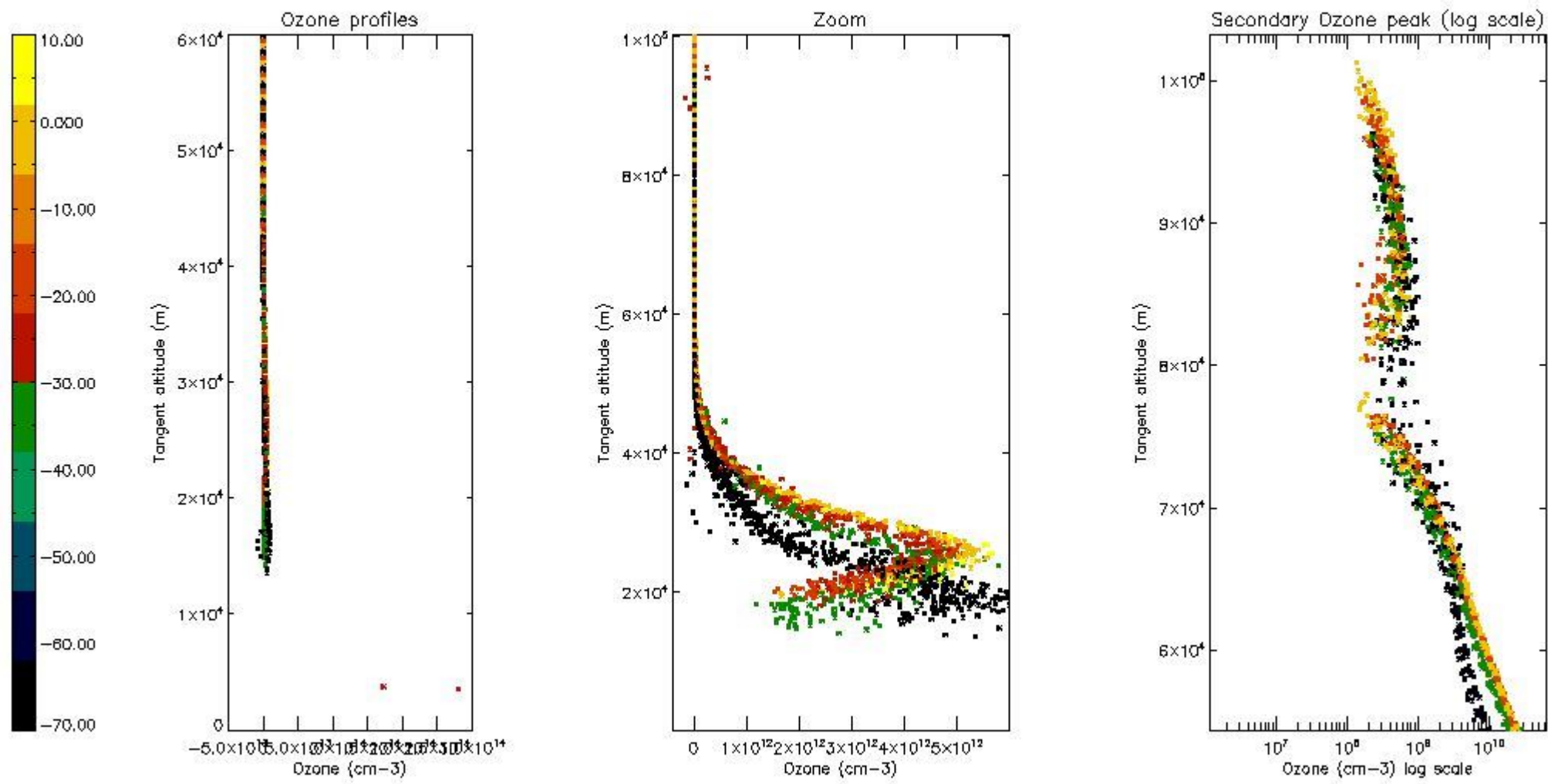
5.2 Plot ozone profiles for all STD (dark without errors)

The colorbar represents the latitude.



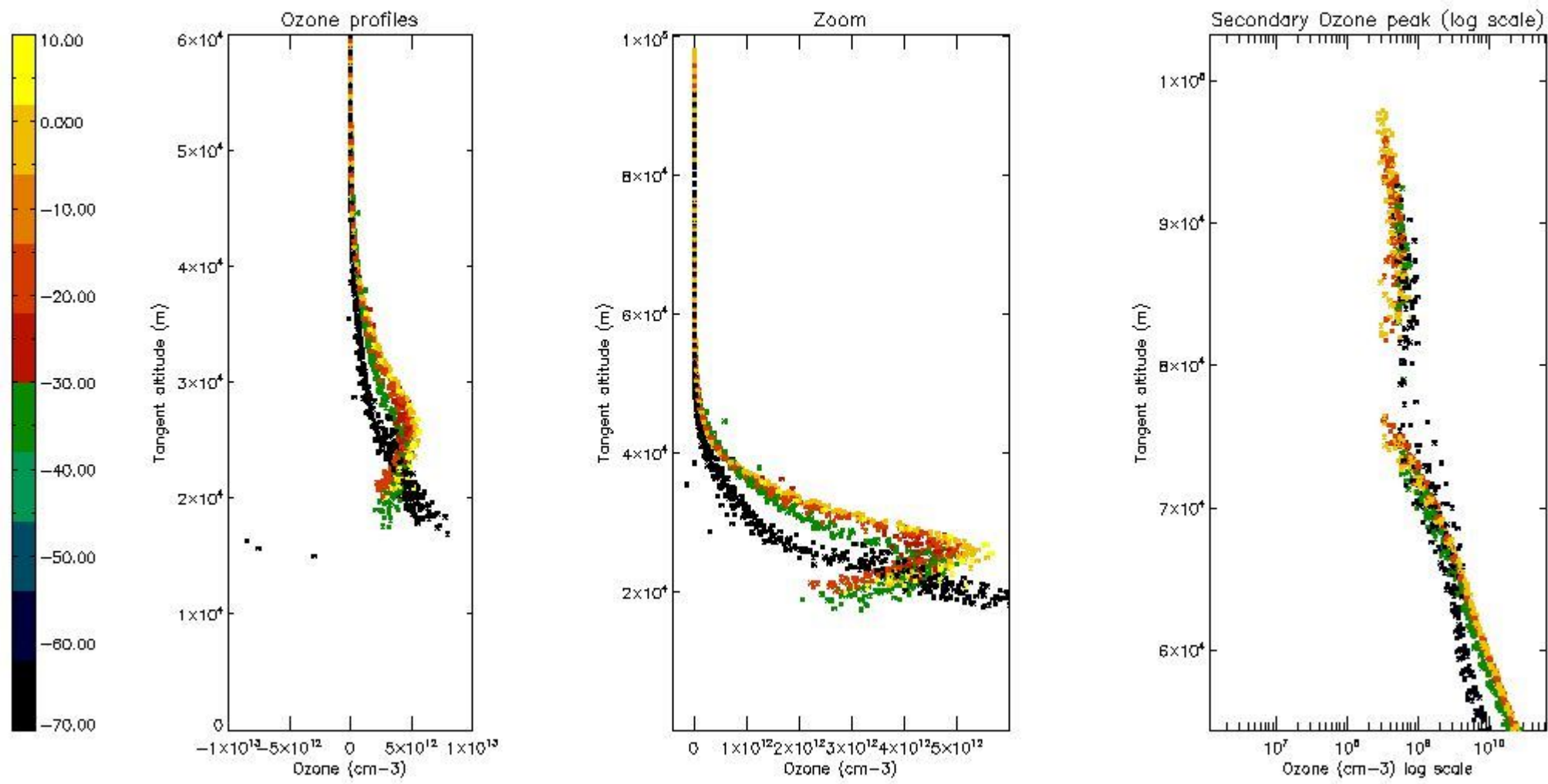
5.3 Plot ozone profiles where STD < 20% (dark without errors)

The colorbar represents the latitude.



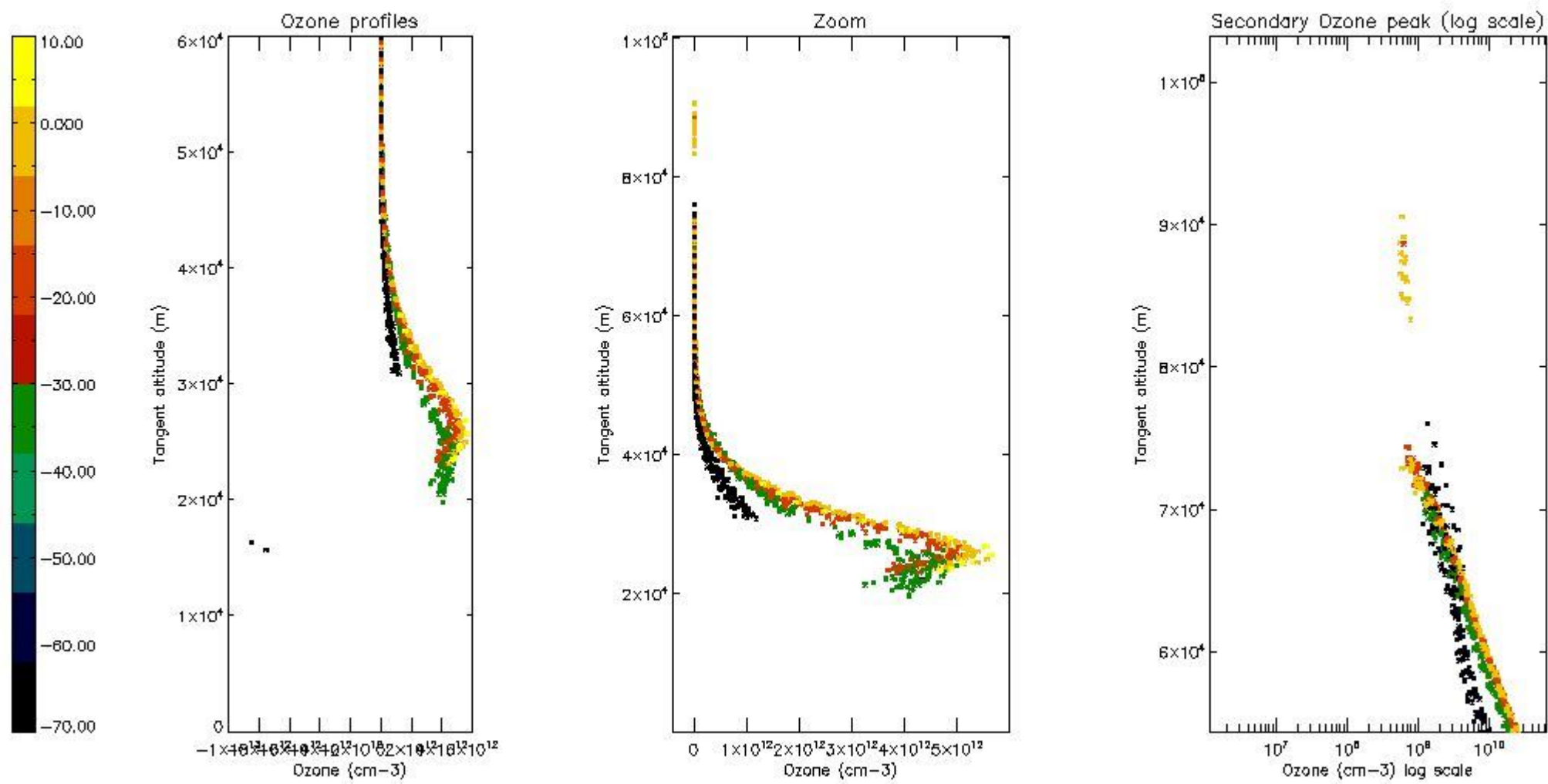
5.4 Plot ozone profiles where STD < 10% (dark without errors)

The colorbar represents the latitude.



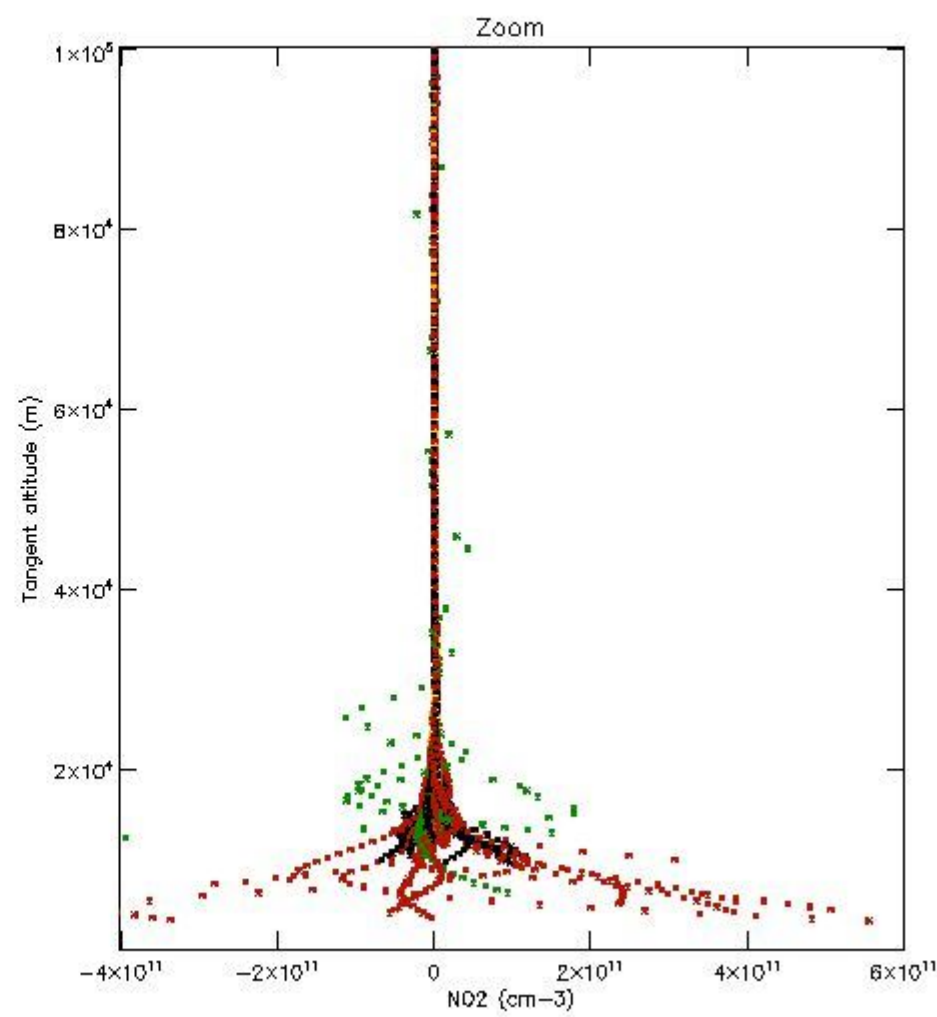
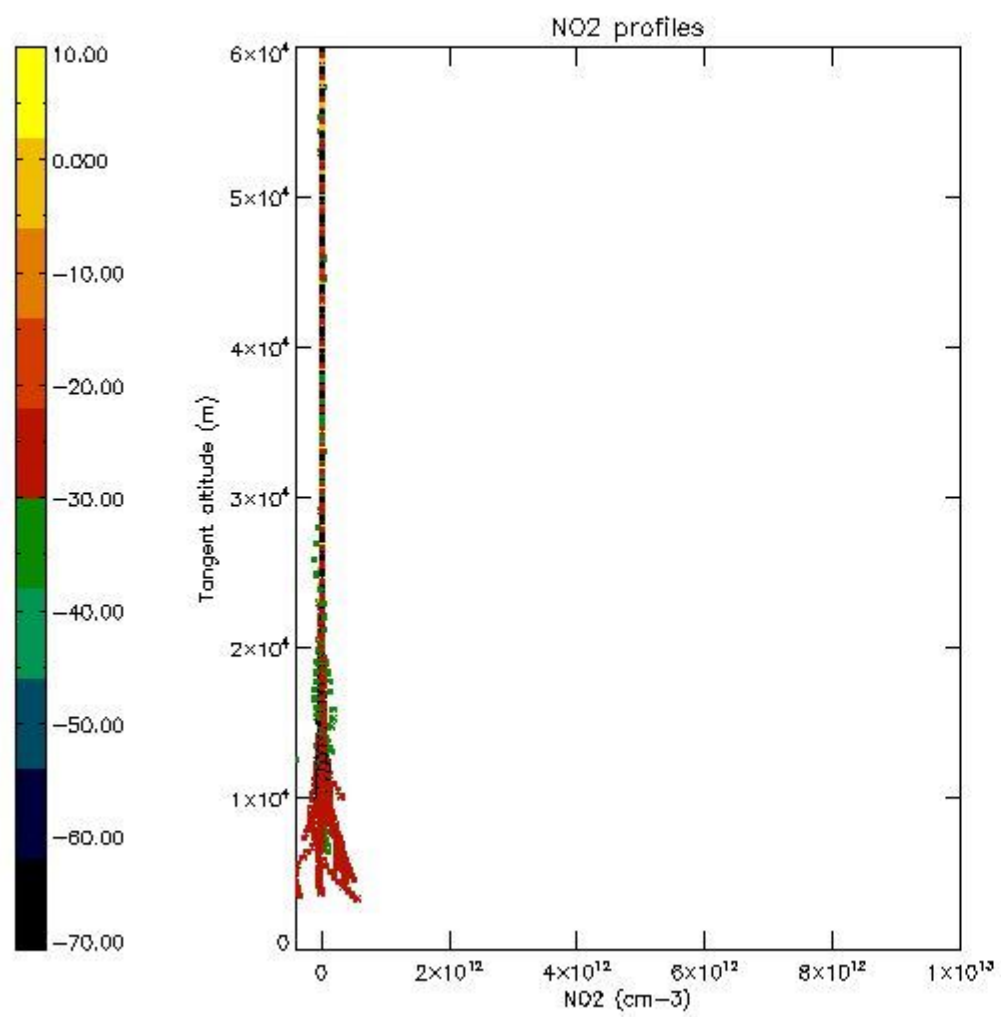
5.5 Plot ozone profiles where STD < 5% (dark without errors)

The colorbar represents the latitude.



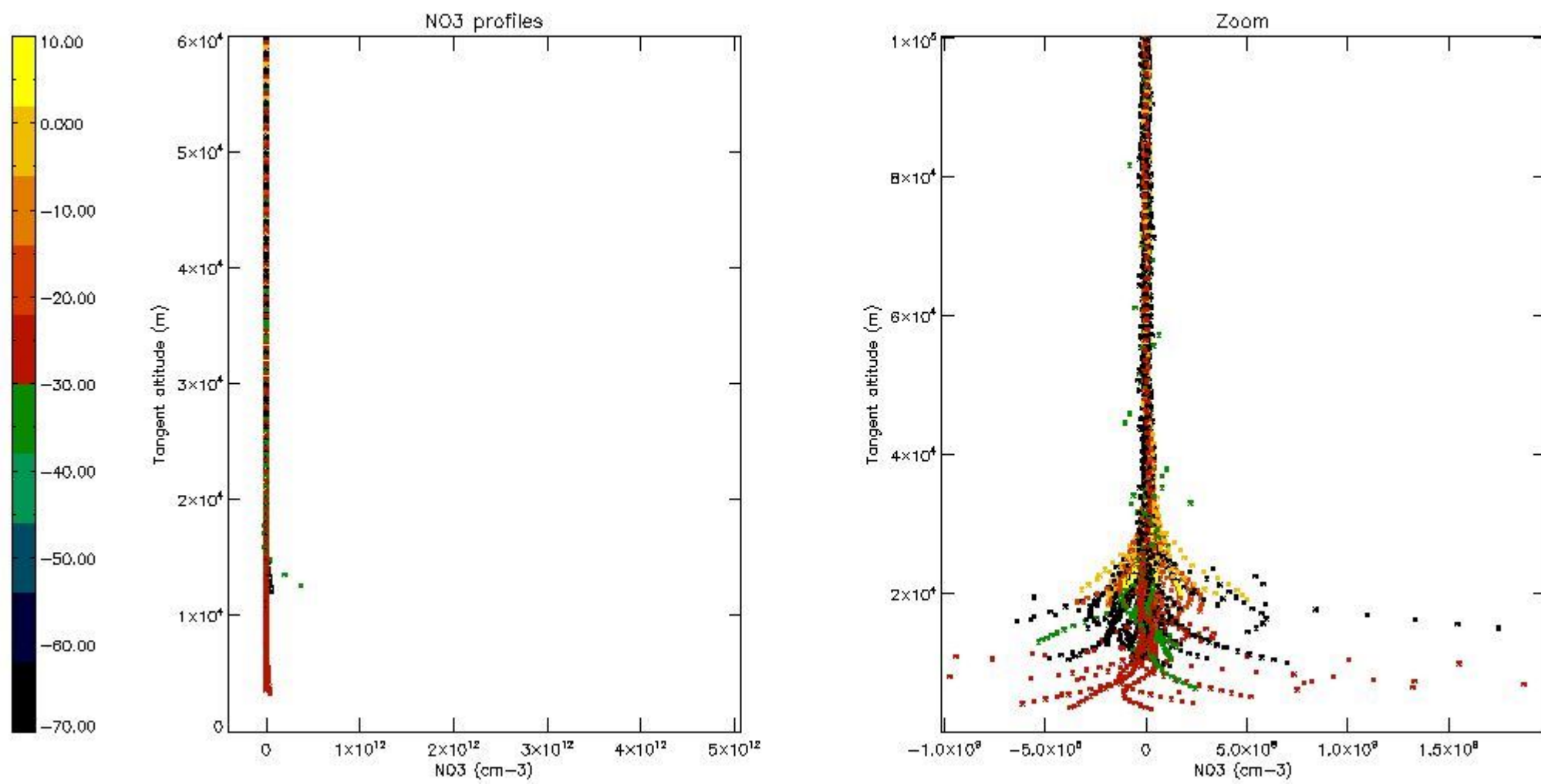
5.6 Plot NO₂ profiles for all STD (dark without errors)

The colorbar represents the latitude.



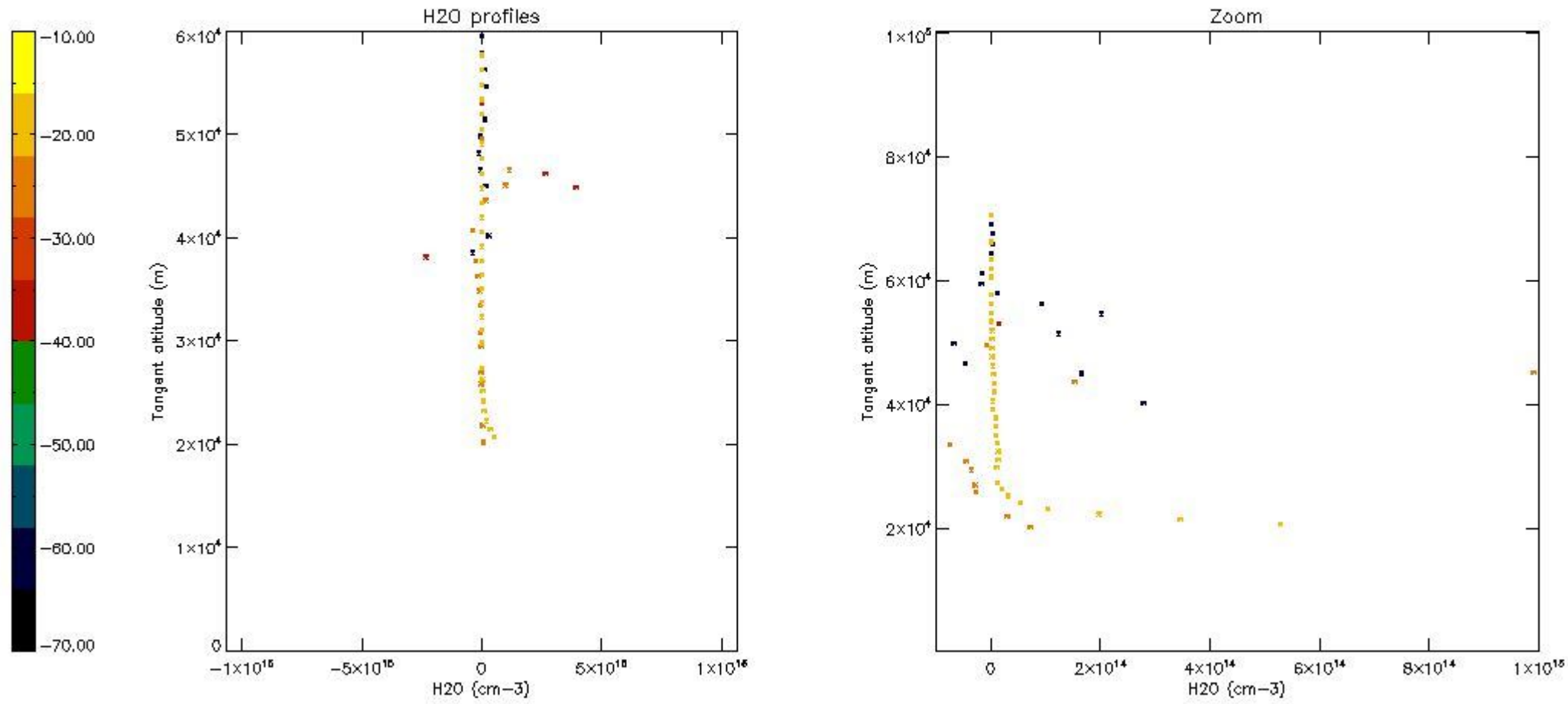
5.7 Plot NO3 profiles for all STD (dark without errors)

The colorbar represents the latitude.



5.8 Plot H2O profiles for all STD (only for occultations of stars 1,2,3,4,13,14,16,26,63 dark without errors)

The colorbar represents the latitude.



6. Auxiliary Data Files used for the production reported in section 2

The number reported in the third column indicates since which file (see list in section 2) the corresponding auxiliary file has been used. The fourth column is the date of those product files.

Type	Auxiliary Filename	Used since product	Used since product date
INST_PHYS_CHARACTERISTICS	GOM_INS_AXVIEC20091111_143220_20030716_120000_20500101_000000	1	19-MAY-2008 00:06:37
LEVEL-2_PROC_CONFIG	GOM_PR2_AXVIEC20091111_152718_20020301_000000_20500101_000000	1	19-MAY-2008 00:06:37
CROSS_SECTIONS_FILE	GOM_CRS_AXVIEC20091111_154832_20020301_000000_20500101_000000	1	19-MAY-2008 00:06:37

GOMOS Level 2 Daily Report

SUMMARY

[1. General Info](#)

[2. Summary of processed GOM_NL_2P products](#)

[3. Level 2 Quality information per product](#)

[3.1 Plot of level 2 quality information per product \(time dependant\)](#)

[3.2 Plot of level 2 quality information per product \(world map\)](#)

[4. Level 1 Quality information per product \(stored on level 2 products\)](#)

[4.1 Plot of level 1 quality information per product \(time dependant\)](#)

[4.1.1 Plot of level 1 quality information per product \(time dependant\): ASCENDING](#)

[4.1.2 Plot of level 1 quality information per product \(time dependant\): DESCENDING](#)

[4.2 Plot of level 1 quality information per product \(world map\)](#)

[4.2.1 Plot of level 1 quality information per product \(world map\): ASCENDING](#)

[4.2.2 Plot of level 1 quality information per product \(world map\): DESCENDING](#)

[5. Ozone profiles based on quality statistics and other trace gas profiles](#)

[5.1 Ozone statistics based on quality of products](#)

[5.2 Plot ozone profiles for all STD \(dark without errors\)](#)

[5.3 Plot ozone profiles where STD < 20% \(dark without errors\)](#)

[5.4. Plot ozone profiles where STD < 10% \(dark without errors\)](#)

[5.5. Plot ozone profiles where STD < 5% \(dark without errors\)](#)

[5.6 Plot NO2 profiles for all STD \(dark without errors\)](#)

[5.7 Plot NO3 profiles for all STD \(dark without errors\)](#)

[5.8 Plot H2O profiles \(only for occultations of stars 1,2,3,4,13,14,16,26,63 dark without errors\) for all STD](#)

[6. Auxiliary Data Files used for the production reported in section 2](#)

This report presents the daily analysis on parameters extracted from GOMOS level 2 data (GOM_NL__2P). It is intended to monitor some important parameters that will impact the quality of these products. A list of level 2 products (and content) that have arrived during the reporting day to the PCF is also given.

Item	Value
Time of report generation	25APR2013 14:26:08
Data source version	GOMOS/6.01
Start time of products	19-05-2008 (19MAY2008 00:00:00)
Stop time of products	20-05-2008 (20MAY2008 00:00:00)
Store outputs in DB	Yes
Nb of level 2 prods	345
Nb of prods with errors	0

2. Summary of processed GOM_NL__2P products.

Nr	Filename	UTC Start time	Limb	Duration	Star Id	Star Name	Star Mag	Star Temp	Nb Meas	Orbit	Prod. error
1	GOM_NL__2PRFIN20080519_000637_000000452068_00388_32506_1314.N1	19-MAY-2008 00:06:37	Twilight	45.000	58	21Alp And	2.0730	11000.	90	32506	No
2	GOM_NL__2PRFIN20080519_001053_000000432068_00388_32506_1315.N1	19-MAY-2008 00:10:53	Dark	43.000	140	88Gam Peg	2.8340	26000.	86	32506	No
3	GOM_NL__2PRFIN20080519_001938_000000452068_00388_32506_1316.N1	19-MAY-2008 00:19:38	Dark	44.500	52	16Bet Cet	2.0370	4500.0	89	32506	No
4	GOM_NL__2PRFIN20080519_002634_000000522068_00388_32506_1317.N1	19-MAY-2008 00:26:34	Dark	52.000	18	24Alp PsA	1.1660	9700.0	104	32506	No
5	GOM_NL__2PRFIN20080519_003047_000000492068_00388_32506_1318.N1	19-MAY-2008 00:30:47	Dark	49.000	63	Bet Gru	2.1500	2800.0	98	32506	No
6	GOM_NL__2PRFIN20080519_003221_000000432068_00389_32507_1314.N1	19-MAY-2008 00:32:21	Dark	42.500	31	Alp Gru	1.7340	15200.	85	32507	No
7	GOM_NL__2PRFIN20080519_003751_000000402068_00389_32507_1315.N1	19-MAY-2008 00:37:51	Dark	40.000	45	Alp Pav	1.9400	26000.	80	32507	No
8	GOM_NL__2PRFIN20080519_004452_000000452068_00389_32507_1316.N1	19-MAY-2008 00:44:52	Straylight	45.000	141	Bet Ara	2.8400	4600.0	90	32507	No
9	GOM_NL__2PRFIN20080519_004732_000000502068_00389_32507_1317.N1	19-MAY-2008 00:47:32	Straylight	49.500	40	The Sco	1.8590	7100.0	99	32507	No
10	GOM_NL__2PRFIN20080519_004924_000000532068_00389_32507_1318.N1	19-MAY-2008 00:49:24	Straylight	53.000	25	35Lam Sco	1.6200	28000.	106	32507	No
11	GOM_NL__2PRFIN20080519_005136_000000492068_00389_32507_1319.N1	19-MAY-2008 00:51:36	Twilight	49.000	75	26Eps Sco	2.2910	4250.0	98	32507	No
12	GOM_NL__2PRFIN20080519_005435_000000632068_00389_32507_1320.N1	19-MAY-2008 00:54:35	Twilight	63.000	16	21Alp Sco	1.0200	3000.0	126	32507	No
13	GOM_NL__2PRFIN20080519_005705_000000442068_00389_32507_1321.N1	19-MAY-2008 00:57:05	Bright	43.500	97	8Bet1Sco	2.5610	30000.	87	32507	No
14	GOM_NL__2PRFIN20080519_005853_000000372068_00389_32507_1322.N1	19-MAY-2008 00:58:53	Bright	36.500	122	9Alp2Lib	2.7470	9700.0	73	32507	No
15	GOM_NL__2PRFIN20080519_010040_000000372068_00389_32507_1323.N1	19-MAY-2008 01:00:40	Bright	37.000	104	27Bet Lib	2.6140	13100.	74	32507	No
16	GOM_NL__2PRFIN20080519_010546_000000422068_00389_32507_1324.N1	19-MAY-2008 01:05:46	Bright	41.500	102	24Alp Ser	2.6000	4250.0	83	32507	No
17	GOM_NL__2PRFIN20080519_010905_000000362068_00389_32507_1325.N1	19-MAY-2008 01:09:05	Bright	36.000	3	16Alp Boo	-0.050000	4250.0	72	32507	No
18	GOM_NL__2PRFIN20080519_011125_000000382068_00389_32507_1326.N1	19-MAY-2008 01:11:25	Bright	38.000	83		2.3780	11000.	76	32507	No
19	GOM_NL__2PRFIN20080519_011435_000000362068_00389_32507_1327.N1	19-MAY-2008 01:14:35	Bright	35.500	180	27Gam Boo	3.0400	8000.0	71	32507	No
20	GOM_NL__2PRFIN20080519_011736_000000332068_00389_32507_1328.N1	19-MAY-2008 01:17:36	Bright	33.000	39	85Eta UMa	1.8540	24000.	66	32507	No
21	GOM_NL__2PRFIN20080519_012301_000000412068_00389_32507_1329.N1	19-MAY-2008 01:23:01	Bright	41.000	119	14Eta Dra	2.7270	4700.0	82	32507	No
22	GOM_NL__2PRFIN20080519_012448_000000382068_00389_32507_1330.N1	19-MAY-2008 01:24:48	Bright	38.000	60	7Bet UMi	2.0810	3950.0	76	32507	No
23	GOM_NL__2PRFIN20080519_012916_000000362068_00389_32507_1331.N1	19-MAY-2008 01:29:16	Bright	36.000	49	1Alp UMi	1.9900	6300.0	72	32507	No
24	GOM_NL__2PRFIN20080519_013728_000000532068_00389_32507_1332.N1	19-MAY-2008 01:37:28	Bright	53.000	76	27Gam Cas	2.3000	30000.	106	32507	No
25	GOM_NL__2PRFIN20080519_013841_000000482068_00389_32507_1333.N1	19-MAY-2008 01:38:41	Bright	47.500	68	18Alp Cas	2.2250	4500.0	95	32507	No
26	GOM_NL__2PRFIN20080519_014713_000000462068_00389_32507_1334.N1	19-MAY-2008 01:47:13	Twilight	46.000	58	21Alp And	2.0730	11000.	92	32507	No
27	GOM_NL__2PRFIN20080519_015129_000000432068_00389_32507_1335.N1	19-MAY-2008 01:51:29	Dark	42.500	140	88Gam Peg	2.8340	26000.	85	32507	No
28	GOM_NL__2PRFIN20080519_020015_000000452068_00389_32507_1336.N1	19-MAY-2008 02:00:15	Dark	44.500	52	16Bet Cet	2.0370	4500.0	89	32507	No
29	GOM_NL__2PRFIN20080519_020711_000000512068_00389_32507_1337.N1	19-MAY-2008 02:07:11	Dark	51.000	18	24Alp PsA	1.1660	9700.0	102	32507	No
30	GOM_NL__2PRFIN20080519_021123_000000552068_00389_32507_1338.N1	19-MAY-2008 02:11:23	Dark	55.000	63	Bet Gru	2.1500	2800.0	110	32507	No
31	GOM_NL__2PRFIN20080519_021258_000000442068_00390_32508_1338.N1	19-MAY-2008 02:12:58	Dark	43.500	31	Alp Gru	1.7340	15200.	87	32508	No
32	GOM_NL__2PRFIN20080519_021827_000000432068_00390_32508_1339.N1	19-MAY-2008 02:18:27	Dark	43.000	45	Alp Pav	1.9400	26000.	86	32508	No
33	GOM_NL__2PRFIN20080519_022529_000000432068_00390_32508_1340.N1	19-MAY-2008 02:25:29	Straylight	43.000	141	Bet Ara	2.8400	4600.0	86	32508	No
34	GOM_NL__2PRFIN20080519_022809_000000552068_00390_32508_1341.N1	19-MAY-2008 02:28:09	Straylight	54.500	40	The Sco	1.8590	7100.0	109	32508	No
35	GOM_NL__2PRFIN20080519_023000_000000532068_00390_32508_1342.N1	19-MAY-2008 02:30:00	Straylight	52.500	25	35Lam Sco	1.6200	28000.	105	32508	No
36	GOM_NL__2PRFIN20080519_023212_000000512068_00390_32508_1343.N1	19-MAY-2008 02:32:12	Twilight	51.000	75	26Eps Sco	2.2910	4250.0	102	32508	No
37	GOM_NL__2PRFIN20080519_023511_000000572068_00390_32508_1344.N1	19-MAY-2008 02:35:11	Twilight	57.000	16	21Alp Sco	1.0200	3000.0	114	32508	No
38	GOM_NL__2PRFIN20080519_023741_000000432068_00390_32508_1345.N1	19-MAY-2008 02:37:41	Bright	42.500	97	8Bet1Sco	2.5610	30000.	85	32508	No
39	GOM_NL__2PRFIN20080519_023929_000000372068_00390_32508_1346.N1	19-MAY-2008 02:39:29	Bright	37.000	122	9Alp2Lib	2.7470	9700.0	74	32508	No
40	GOM_NL__2PRFIN20080519_024116_000000392068_00390_32508_1347.N1	19-MAY-2008 02:41:16	Bright	38.500	104	27Bet Lib	2.6140	13100.	77	32508	No
41	GOM_NL__2PRFIN20080519_024621_000000432068_00390_32508_1348.N1	19-MAY-2008 02:46:21	Bright	43.000	102	24Alp Ser	2.6000	4250.0	86	32508	No
42	GOM_NL__2PRFIN20080519_024941_000000372068_00390_32508_1349.N1	19-MAY-2008 02:49:41	Bright	36.500	3	16Alp Boo	-0.050000	4250.0	73	32508	No

43	GOM_NL__2PRFIN20080519_025201_000000382068_00390_32508_1350.N1	19-MAY-2008 02:52:01	Bright	37.500	83		2.3780	11000.	75	32508	No
44	GOM_NL__2PRFIN20080519_025510_000000352068_00390_32508_1351.N1	19-MAY-2008 02:55:10	Bright	35.000	180	27Gam Boo	3.0400	8000.0	70	32508	No
45	GOM_NL__2PRFIN20080519_025812_000000362068_00390_32508_1352.N1	19-MAY-2008 02:58:12	Bright	36.000	39	85Eta UMa	1.8540	24000.	72	32508	No
46	GOM_NL__2PRFIN20080519_030336_000000372068_00390_32508_1353.N1	19-MAY-2008 03:03:36	Bright	36.500	119	14Eta Dra	2.7270	4700.0	73	32508	No
47	GOM_NL__2PRFIN20080519_030524_000000342068_00390_32508_1354.N1	19-MAY-2008 03:05:24	Bright	34.000	60	7Bet UMi	2.0810	3950.0	68	32508	No
48	GOM_NL__2PRFIN20080519_030952_000000362068_00390_32508_1355.N1	19-MAY-2008 03:09:52	Bright	35.500	49	1Alp UMi	1.9900	6300.0	71	32508	No
49	GOM_NL__2PRFIN20080519_031804_000000532068_00390_32508_1356.N1	19-MAY-2008 03:18:04	Bright	53.000	76	27Gam Cas	2.3000	30000.	106	32508	No
50	GOM_NL__2PRFIN20080519_031917_000000372068_00390_32508_1357.N1	19-MAY-2008 03:19:17	Bright	36.500	68	18Alp Cas	2.2250	4500.0	73	32508	No
51	GOM_NL__2PRFIN20080519_032749_000000432068_00390_32508_1358.N1	19-MAY-2008 03:27:49	Twi_and_stray	43.000	58	21Alp And	2.0730	11000.	86	32508	No
52	GOM_NL__2PRFIN20080519_033205_000000432068_00390_32508_1359.N1	19-MAY-2008 03:32:05	Dark	43.000	140	88Gam Peg	2.8340	26000.	86	32508	No
53	GOM_NL__2PRFIN20080519_034051_000000472068_00390_32508_1360.N1	19-MAY-2008 03:40:51	Dark	46.500	52	16Bet Cet	2.0370	4500.0	93	32508	No
54	GOM_NL__2PRFIN20080519_034748_000000482068_00390_32508_1361.N1	19-MAY-2008 03:47:48	Dark	48.000	18	24Alp PsA	1.1660	9700.0	96	32508	No
55	GOM_NL__2PRFIN20080519_035200_000000562068_00390_32508_1362.N1	19-MAY-2008 03:52:00	Dark	56.000	63	Bet Gru	2.1500	2800.0	112	32508	No
56	GOM_NL__2PRFIN20080519_035334_000000482068_00391_32509_1352.N1	19-MAY-2008 03:53:34	Dark	47.500	31	Alp Gru	1.7340	15200.	95	32509	No
57	GOM_NL__2PRFIN20080519_035904_000000422068_00391_32509_1353.N1	19-MAY-2008 03:59:04	Dark	42.000	45	Alp Pav	1.9400	26000.	84	32509	No
58	GOM_NL__2PRFIN20080519_040605_000000412068_00391_32509_1354.N1	19-MAY-2008 04:06:05	Straylight	40.500	141	Bet Ara	2.8400	4600.0	81	32509	No
59	GOM_NL__2PRFIN20080519_040845_000000462068_00391_32509_1355.N1	19-MAY-2008 04:08:45	Straylight	46.000	40	The Sco	1.8590	7100.0	92	32509	No
60	GOM_NL__2PRFIN20080519_041037_000000512068_00391_32509_1356.N1	19-MAY-2008 04:10:37	Straylight	51.000	25	35Lam Sco	1.6200	28000.	102	32509	No
61	GOM_NL__2PRFIN20080519_041249_000000522068_00391_32509_1357.N1	19-MAY-2008 04:12:49	Twi_and_stray	51.500	75	26Eps Sco	2.2910	4250.0	103	32509	No
62	GOM_NL__2PRFIN20080519_041547_000000532068_00391_32509_1358.N1	19-MAY-2008 04:15:47	Twi_and_stray	53.000	16	21Alp Sco	1.0200	3000.0	106	32509	No
63	GOM_NL__2PRFIN20080519_041817_000000422068_00391_32509_1359.N1	19-MAY-2008 04:18:17	Bright	42.000	97	8Bet1Sco	2.5610	30000.	84	32509	No
64	GOM_NL__2PRFIN20080519_042005_000000372068_00391_32509_1360.N1	19-MAY-2008 04:20:05	Bright	37.000	122	9Alp2Lib	2.7470	9700.0	74	32509	No
65	GOM_NL__2PRFIN20080519_042152_000000382068_00391_32509_1361.N1	19-MAY-2008 04:21:52	Bright	38.000	104	27Bet Lib	2.6140	13100.	76	32509	No
66	GOM_NL__2PRFIN20080519_042657_000000432068_00391_32509_1362.N1	19-MAY-2008 04:26:57	Bright	43.000	102	24Alp Ser	2.6000	4250.0	86	32509	No
67	GOM_NL__2PRFIN20080519_043017_000000352068_00391_32509_1363.N1	19-MAY-2008 04:30:17	Bright	35.000	3	16Alp Boo	-0.050000	4250.0	70	32509	No
68	GOM_NL__2PRFIN20080519_043237_000000372068_00391_32509_1364.N1	19-MAY-2008 04:32:37	Bright	36.500	83		2.3780	11000.	73	32509	No
69	GOM_NL__2PRFIN20080519_043546_000000362068_00391_32509_1365.N1	19-MAY-2008 04:35:46	Bright	35.500	180	27Gam Boo	3.0400	8000.0	71	32509	No
70	GOM_NL__2PRFIN20080519_043848_000000352068_00391_32509_1366.N1	19-MAY-2008 04:38:48	Bright	34.500	39	85Eta UMa	1.8540	24000.	69	32509	No
71	GOM_NL__2PRFIN20080519_044412_000000412068_00391_32509_1367.N1	19-MAY-2008 04:44:12	Bright	40.500	119	14Eta Dra	2.7270	4700.0	81	32509	No
72	GOM_NL__2PRFIN20080519_044600_000000382068_00391_32509_1368.N1	19-MAY-2008 04:46:00	Bright	38.000	60	7Bet UMi	2.0810	3950.0	76	32509	No
73	GOM_NL__2PRFIN20080519_045028_000000332068_00391_32509_1369.N1	19-MAY-2008 04:50:28	Bright	33.000	49	1Alp UMi	1.9900	6300.0	66	32509	No
74	GOM_NL__2PRFIN20080519_045840_000000532068_00391_32509_1370.N1	19-MAY-2008 04:58:40	Bright	53.000	76	27Gam Cas	2.3000	30000.	106	32509	No
75	GOM_NL__2PRFIN20080519_045953_000000432068_00391_32509_1371.N1	19-MAY-2008 04:59:53	Bright	42.500	68	18Alp Cas	2.2250	4500.0	85	32509	No
76	GOM_NL__2PRFIN20080519_050825_000000452068_00391_32509_1372.N1	19-MAY-2008 05:08:25	Twi_and_stray	45.000	58	21Alp And	2.0730	11000.	90	32509	No
77	GOM_NL__2PRFIN20080519_051242_000000442068_00391_32509_1373.N1	19-MAY-2008 05:12:42	Dark	44.000	140	88Gam Peg	2.8340	26000.	88	32509	No
78	GOM_NL__2PRFIN20080519_052127_000000432068_00391_32509_1374.N1	19-MAY-2008 05:21:27	Dark	43.000	52	16Bet Cet	2.0370	4500.0	86	32509	No
79	GOM_NL__2PRFIN20080519_052825_000000522068_00391_32509_1375.N1	19-MAY-2008 05:28:25	Dark	52.000	18	24Alp PsA	1.1660	9700.0	104	32509	No
80	GOM_NL__2PRFIN20080519_053237_000000572068_00391_32509_1376.N1	19-MAY-2008 05:32:37	Dark	57.000	63	Bet Gru	2.1500	2800.0	114	32509	No
81	GOM_NL__2PRFIN20080519_053411_000000442068_00392_32510_1366.N1	19-MAY-2008 05:34:11	Dark	43.500	31	Alp Gru	1.7340	15200.	87	32510	No
82	GOM_NL__2PRFIN20080519_053941_000000412068_00392_32510_1367.N1	19-MAY-2008 05:39:41	Dark	41.000	45	Alp Pav	1.9400	26000.	82	32510	No
83	GOM_NL__2PRFIN20080519_054642_000000402068_00392_32510_1368.N1	19-MAY-2008 05:46:42	Straylight	40.000	141	Bet Ara	2.8400	4600.0	80	32510	No
84	GOM_NL__2PRFIN20080519_054922_000000452068_00392_32510_1369.N1	19-MAY-2008 05:49:22	Straylight	45.000	40	The Sco	1.8590	7100.0	90	32510	No
85	GOM_NL__2PRFIN20080519_055113_000000502068_00392_32510_1370.N1	19-MAY-2008 05:51:13	Straylight	50.000	25	35Lam Sco	1.6200	28000.	100	32510	No
86	GOM_NL__2PRFIN20080519_055325_000000512068_00392_32510_1371.N1	19-MAY-2008 05:53:25	Twi_and_stray	51.000	75	26Eps Sco	2.2910	4250.0	102	32510	No
87	GOM_NL__2PRFIN20080519_055624_000000572068_00392_32510_1372.N1	19-MAY-2008 05:56:24	Twi_and_stray	56.500	16	21Alp Sco	1.0200	3000.0	113	32510	No
88	GOM_NL__2PRFIN20080519_060228_000000382068_00392_32510_1373.N1	19-MAY-2008 06:02:28	Bright	37.500	104	27Bet Lib	2.6140	13100.	75	32510	No
89	GOM_NL__2PRFIN20080519_060733_000000432068_00392_32510_1374.N1	19-MAY-2008 06:07:33	Bright	42.500	102	24Alp Ser	2.6000	4250.0	85	32510	No
90	GOM_NL__2PRFIN20080519_061053_000000352068_00392_32510_1375.N1	19-MAY-2008 06:10:53	Bright	35.000	3	16Alp Boo	-0.050000	4250.0	70	32510	No
91	GOM_NL__2PRFIN20080519_061313_000000362068_00392_32510_1376.N1	19-MAY-2008 06:13:13	Bright	35.500	83		2.3780	11000.	71	32510	No
92	GOM_NL__2PRFIN20080519_061622_000000362068_00392_32510_1377.N1	19-MAY-2008 06:16:22	Bright	36.000	180	27Gam Boo	3.0400	8000.0	72	32510	No
93	GOM_NL__2PRFIN20080519_061924_000000362068_00392_32510_1378.N1	19-MAY-2008 06:19:24	Bright	35.500	39	85Eta UMa	1.8540	24000.	71	32510	No
94	GOM_NL__2PRFIN20080519_062447_000000412068_00392_32510_1379.N1	19-MAY-2008 06:24:47	Bright	40.500	119	14Eta Dra	2.7270	4700.0	81	32510	No
95	GOM_NL__2PRFIN20080519_062636_000000382068_00392_32510_1380.N1	19-MAY-2008 06:26:36	Bright	38.000	60	7Bet UMi	2.0810	3950.0	76	32510	No
96	GOM_NL__2PRFIN20080519_063104_000000362068_00392_32510_1381.N1	19-MAY-2008 06:31:04	Bright	35.500	49	1Alp UMi	1.9900	6300.0	71	32510	No
97	GOM_NL__2PRFIN20080519_063916_000000372068_00392_32510_1382.N1	19-MAY-2008 06:39:16	Bright	36.500	76	27Gam Cas	2.3000	30000.	73	32510	No
98	GOM_NL__2PRFIN20080519_064029_000000362068_00392_32510_1383.N1	19-MAY-2008 06:40:29	Bright	35.500	68	18Alp Cas	2.2250	4500.0	71	32510	No
99	GOM_NL__2PRFIN20080519_064901_000000432068_00392_32510_1384.N1	19-MAY-2008 06:49:01	Twi_and_stray	43.000	58	21Alp And	2.0730	11000.	86	32510	No
100	GOM_NL__2PRFIN20080519_065318_000000442068_00392_32510_1385.N1	19-MAY-2008 06:53:18	Dark	44.000	140	88Gam Peg	2.8340	26000.	88	32510	No
101	GOM_NL__2PRFIN20080519_070204_000000442068_00392_32510_1386.N1	19-MAY-2008 07:02:04	Dark	44.000	52	16Bet Cet	2.0370	4500.0	88	32510	No

102	GOM_NL__2PRFIN20080519_070902_000000512068_00392_32510_1387.N1	19-MAY-2008 07:09:02	Dark	51.000	18	24Alp PsA	1.1660	9700.0	102	32510	No
103	GOM_NL__2PRFIN20080519_071313_000000562068_00392_32510_1388.N1	19-MAY-2008 07:13:13	Dark	55.500	63	Bet Gru	2.1500	2800.0	111	32510	No
104	GOM_NL__2PRFIN20080519_071448_000000432068_00393_32511_1377.N1	19-MAY-2008 07:14:48	Dark	43.000	31	Alp Gru	1.7340	15200.	86	32511	No
105	GOM_NL__2PRFIN20080519_072018_000000422068_00393_32511_1378.N1	19-MAY-2008 07:20:18	Dark	42.000	45	Alp Pav	1.9400	26000.	84	32511	No
106	GOM_NL__2PRFIN20080519_072718_000000432068_00393_32511_1379.N1	19-MAY-2008 07:27:18	Straylight	42.500	141	Bet Ara	2.8400	4600.0	85	32511	No
107	GOM_NL__2PRFIN20080519_072958_000000502068_00393_32511_1380.N1	19-MAY-2008 07:29:58	Straylight	50.000	40	The Sco	1.8590	7100.0	100	32511	No
108	GOM_NL__2PRFIN20080519_073150_000000502068_00393_32511_1381.N1	19-MAY-2008 07:31:50	Straylight	50.000	25	35Lam Sco	1.6200	28000.	100	32511	No
109	GOM_NL__2PRFIN20080519_073401_000000512068_00393_32511_1382.N1	19-MAY-2008 07:34:01	Twi_and_stray	50.500	75	26Eps Sco	2.2910	4250.0	101	32511	No
110	GOM_NL__2PRFIN20080519_073700_000000592068_00393_32511_1383.N1	19-MAY-2008 07:37:00	Twi_and_stray	58.500	16	21Alp Sco	1.0200	3000.0	117	32511	No
111	GOM_NL__2PRFIN20080519_074304_000000382068_00393_32511_1384.N1	19-MAY-2008 07:43:04	Bright	38.000	104	27Bet Lib	2.6140	13100.	76	32511	No
112	GOM_NL__2PRFIN20080519_074809_000000432068_00393_32511_1385.N1	19-MAY-2008 07:48:09	Bright	43.000	102	24Alp Ser	2.6000	4250.0	86	32511	No
113	GOM_NL__2PRFIN20080519_075129_000000362068_00393_32511_1386.N1	19-MAY-2008 07:51:29	Bright	36.000	3	16Alp Boo	-0.050000	4250.0	72	32511	No
114	GOM_NL__2PRFIN20080519_075349_000000372068_00393_32511_1387.N1	19-MAY-2008 07:53:49	Bright	37.000	83		2.3780	11000.	74	32511	No
115	GOM_NL__2PRFIN20080519_075658_000000372068_00393_32511_1388.N1	19-MAY-2008 07:56:58	Bright	37.000	180	27Gam Boo	3.0400	8000.0	74	32511	No
116	GOM_NL__2PRFIN20080519_080000_000000362068_00393_32511_1389.N1	19-MAY-2008 08:00:00	Bright	35.500	39	85Eta UMa	1.8540	24000.	71	32511	No
117	GOM_NL__2PRFIN20080519_080523_000000412068_00393_32511_1390.N1	19-MAY-2008 08:05:23	Bright	40.500	119	14Eta Dra	2.7270	4700.0	81	32511	No
118	GOM_NL__2PRFIN20080519_080711_000000392068_00393_32511_1391.N1	19-MAY-2008 08:07:11	Bright	38.500	60	7Bet UMi	2.0810	3950.0	77	32511	No
119	GOM_NL__2PRFIN20080519_081140_000000362068_00393_32511_1392.N1	19-MAY-2008 08:11:40	Bright	35.500	49	1Alp UMi	1.9900	6300.0	71	32511	No
120	GOM_NL__2PRFIN20080519_081952_000000442068_00393_32511_1393.N1	19-MAY-2008 08:19:52	Bright	44.000	76	27Gam Cas	2.3000	30000.	88	32511	No
121	GOM_NL__2PRFIN20080519_082105_000000542068_00393_32511_1394.N1	19-MAY-2008 08:21:05	Bright	54.000	68	18Alp Cas	2.2250	4500.0	108	32511	No
122	GOM_NL__2PRFIN20080519_082937_000000472068_00393_32511_1395.N1	19-MAY-2008 08:29:37	Twi_and_stray	46.500	58	21Alp And	2.0730	11000.	93	32511	No
123	GOM_NL__2PRFIN20080519_083354_000000422068_00393_32511_1396.N1	19-MAY-2008 08:33:54	Dark	42.000	140	88Gam Peg	2.8340	26000.	84	32511	No
124	GOM_NL__2PRFIN20080519_084240_000000452068_00393_32511_1397.N1	19-MAY-2008 08:42:40	Dark	44.500	52	16Bet Cet	2.0370	4500.0	89	32511	No
125	GOM_NL__2PRFIN20080519_084939_000000472068_00393_32511_1398.N1	19-MAY-2008 08:49:39	Dark	46.500	18	24Alp PsA	1.1660	9700.0	93	32511	No
126	GOM_NL__2PRFIN20080519_085350_000000462068_00393_32511_1399.N1	19-MAY-2008 08:53:50	Dark	46.000	63	Bet Gru	2.1500	2800.0	92	32511	No
127	GOM_NL__2PRFIN20080519_085525_000000432068_00394_32512_1390.N1	19-MAY-2008 08:55:25	Dark	43.000	31	Alp Gru	1.7340	15200.	86	32512	No
128	GOM_NL__2PRFIN20080519_090054_000000402068_00394_32512_1391.N1	19-MAY-2008 09:00:54	Dark	40.000	45	Alp Pav	1.9400	26000.	80	32512	No
129	GOM_NL__2PRFIN20080519_090754_000000442068_00394_32512_1392.N1	19-MAY-2008 09:07:54	Straylight	44.000	141	Bet Ara	2.8400	4600.0	88	32512	No
130	GOM_NL__2PRFIN20080519_091035_000000512068_00394_32512_1393.N1	19-MAY-2008 09:10:35	Straylight	50.500	40	The Sco	1.8590	7100.0	101	32512	No
131	GOM_NL__2PRFIN20080519_091226_000000482068_00394_32512_1394.N1	19-MAY-2008 09:12:26	Straylight	47.500	25	35Lam Sco	1.6200	28000.	95	32512	No
132	GOM_NL__2PRFIN20080519_091438_000000532068_00394_32512_1395.N1	19-MAY-2008 09:14:38	Twi_and_stray	52.500	75	26Eps Sco	2.2910	4250.0	105	32512	No
133	GOM_NL__2PRFIN20080519_091736_000000562068_00394_32512_1396.N1	19-MAY-2008 09:17:36	Twi_and_stray	55.500	16	21Alp Sco	1.0200	3000.0	111	32512	No
134	GOM_NL__2PRFIN20080519_092340_000000382068_00394_32512_1397.N1	19-MAY-2008 09:23:40	Bright	37.500	104	27Bet Lib	2.6140	13100.	75	32512	No
135	GOM_NL__2PRFIN20080519_092844_000000422068_00394_32512_1398.N1	19-MAY-2008 09:28:44	Bright	41.500	102	24Alp Ser	2.6000	4250.0	83	32512	No
136	GOM_NL__2PRFIN20080519_093205_000000382068_00394_32512_1399.N1	19-MAY-2008 09:32:05	Bright	37.500	3	16Alp Boo	-0.050000	4250.0	75	32512	No
137	GOM_NL__2PRFIN20080519_093425_000000392068_00394_32512_1400.N1	19-MAY-2008 09:34:25	Bright	39.000	83		2.3780	11000.	78	32512	No
138	GOM_NL__2PRFIN20080519_093734_000000372068_00394_32512_1401.N1	19-MAY-2008 09:37:34	Bright	36.500	180	27Gam Boo	3.0400	8000.0	73	32512	No
139	GOM_NL__2PRFIN20080519_094036_000000342068_00394_32512_1402.N1	19-MAY-2008 09:40:36	Bright	33.500	39	85Eta UMa	1.8540	24000.	67	32512	No
140	GOM_NL__2PRFIN20080519_094558_000000402068_00394_32512_1403.N1	19-MAY-2008 09:45:58	Bright	39.500	119	14Eta Dra	2.7270	4700.0	79	32512	No
141	GOM_NL__2PRFIN20080519_094747_000000362068_00394_32512_1404.N1	19-MAY-2008 09:47:47	Bright	35.500	60	7Bet UMi	2.0810	3950.0	71	32512	No
142	GOM_NL__2PRFIN20080519_095216_000000352068_00394_32512_1405.N1	19-MAY-2008 09:52:16	Bright	35.000	49	1Alp UMi	1.9900	6300.0	70	32512	No
143	GOM_NL__2PRFIN20080519_100028_000000532068_00394_32512_1406.N1	19-MAY-2008 10:00:28	Bright	53.000	76	27Gam Cas	2.3000	30000.	106	32512	No
144	GOM_NL__2PRFIN20080519_100141_000000352068_00394_32512_1407.N1	19-MAY-2008 10:01:41	Bright	35.000	68	18Alp Cas	2.2250	4500.0	70	32512	No
145	GOM_NL__2PRFIN20080519_101013_000000462068_00394_32512_1408.N1	19-MAY-2008 10:10:13	Twi_and_stray	46.000	58	21Alp And	2.0730	11000.	92	32512	No
146	GOM_NL__2PRFIN20080519_101430_000000442068_00394_32512_1409.N1	19-MAY-2008 10:14:30	Dark	43.500	140	88Gam Peg	2.8340	26000.	87	32512	No
147	GOM_NL__2PRFIN20080519_102316_000000412068_00394_32512_1410.N1	19-MAY-2008 10:23:16	Dark	40.500	52	16Bet Cet	2.0370	4500.0	81	32512	No
148	GOM_NL__2PRFIN20080519_103015_000000532068_00394_32512_1411.N1	19-MAY-2008 10:30:15	Dark	53.000	18	24Alp PsA	1.1660	9700.0	106	32512	No
149	GOM_NL__2PRFIN20080519_103427_000000462068_00394_32512_1412.N1	19-MAY-2008 10:34:27	Dark	46.000	63	Bet Gru	2.1500	2800.0	92	32512	No
150	GOM_NL__2PRFIN20080519_103601_000000432068_00395_32513_1508.N1	19-MAY-2008 10:36:01	Dark	43.000	31	Alp Gru	1.7340	15200.	86	32513	No
151	GOM_NL__2PRFIN20080519_104131_000000422068_00395_32513_1509.N1	19-MAY-2008 10:41:31	Dark	42.000	45	Alp Pav	1.9400	26000.	84	32513	No
152	GOM_NL__2PRFIN20080519_104831_000000422068_00395_32513_1510.N1	19-MAY-2008 10:48:31	Straylight	42.000	141	Bet Ara	2.8400	4600.0	84	32513	No
153	GOM_NL__2PRFIN20080519_105111_000000452068_00395_32513_1511.N1	19-MAY-2008 10:51:11	Straylight	44.500	40	The Sco	1.8590	7100.0	89	32513	No
154	GOM_NL__2PRFIN20080519_105303_000000502068_00395_32513_1512.N1	19-MAY-2008 10:53:03	Straylight	50.000	25	35Lam Sco	1.6200	28000.	100	32513	No
155	GOM_NL__2PRFIN20080519_105514_000000512068_00395_32513_1513.N1	19-MAY-2008 10:55:14	Twi_and_stray	51.000	75	26Eps Sco	2.2910	4250.0	102	32513	No
156	GOM_NL__2PRFIN20080519_105812_000000572068_00395_32513_1514.N1	19-MAY-2008 10:58:12	Twi_and_stray	57.000	16	21Alp Sco	1.0200	3000.0	114	32513	No
157	GOM_NL__2PRFIN20080519_110416_000000382068_00395_32513_1515.N1	19-MAY-2008 11:04:16	Bright	37.500	104	27Bet Lib	2.6140	13100.	75	32513	No
158	GOM_NL__2PRFIN20080519_110920_000000412068_00395_32513_1516.N1	19-MAY-2008 11:09:20	Bright	41.000	102	24Alp Ser	2.6000	4250.0	82	32513	No
159	GOM_NL__2PRFIN20080519_111241_000000402068_00395_32513_1517.N1	19-MAY-2008 11:12:41	Bright	39.500	3	16Alp Boo	-0.050000	4250.0	79	32513	No
160	GOM_NL__2PRFIN20080519_111500_000000362068_00395_32513_1518.N1	19-MAY-2008 11:15:00	Bright	36.000	83		2.3780	11000.	72	32513	No

161	GOM_NL__2PRFIN20080519_111810_000000372068_00395_32513_1519.N1	19-MAY-2008 11:18:10	Bright	37.000	180	27Gam Boo	3.0400	8000.0	74	32513	No
162	GOM_NL__2PRFIN20080519_112112_000000352068_00395_32513_1520.N1	19-MAY-2008 11:21:12	Bright	34.500	39	85Eta UMa	1.8540	24000.	69	32513	No
163	GOM_NL__2PRFIN20080519_112823_000000392068_00395_32513_1521.N1	19-MAY-2008 11:28:23	Bright	39.000	60	7Bet UMi	2.0810	3950.0	78	32513	No
164	GOM_NL__2PRFIN20080519_113252_000000372068_00395_32513_1522.N1	19-MAY-2008 11:32:52	Bright	36.500	49	1Alp UMi	1.9900	6300.0	73	32513	No
165	GOM_NL__2PRFIN20080519_114104_000000432068_00395_32513_1523.N1	19-MAY-2008 11:41:04	Bright	43.000	76	27Gam Cas	2.3000	30000.	86	32513	No
166	GOM_NL__2PRFIN20080519_114217_000000352068_00395_32513_1524.N1	19-MAY-2008 11:42:17	Bright	35.000	68	18Alp Cas	2.2250	4500.0	70	32513	No
167	GOM_NL__2PRFIN20080519_115049_000000452068_00395_32513_1525.N1	19-MAY-2008 11:50:49	Twilight	45.000	58	21Alp And	2.0730	11000.	90	32513	No
168	GOM_NL__2PRFIN20080519_115507_000000432068_00395_32513_1526.N1	19-MAY-2008 11:55:07	Dark	43.000	140	88Gam Peg	2.8340	26000.	86	32513	No
169	GOM_NL__2PRFIN20080519_120353_000000432068_00395_32513_1527.N1	19-MAY-2008 12:03:53	Dark	42.500	52	16Bet Cet	2.0370	4500.0	85	32513	No
170	GOM_NL__2PRFIN20080519_121052_000000462068_00395_32513_1528.N1	19-MAY-2008 12:10:52	Dark	45.500	18	24Alp PsA	1.1660	9700.0	91	32513	No
171	GOM_NL__2PRFIN20080519_121503_000000522068_00395_32513_1529.N1	19-MAY-2008 12:15:03	Dark	52.000	63	Bet Gru	2.1500	2800.0	104	32513	No
172	GOM_NL__2PRFIN20080519_121638_000000442068_00396_32514_1521.N1	19-MAY-2008 12:16:38	Dark	43.500	31	Alp Gru	1.7340	15200.	87	32514	No
173	GOM_NL__2PRFIN20080519_122207_000000412068_00396_32514_1522.N1	19-MAY-2008 12:22:07	Dark	41.000	45	Alp Pav	1.9400	26000.	82	32514	No
174	GOM_NL__2PRFIN20080519_122907_000000442068_00396_32514_1523.N1	19-MAY-2008 12:29:07	Straylight	44.000	141	Bet Ara	2.8400	4600.0	88	32514	No
175	GOM_NL__2PRFIN20080519_123148_000000472068_00396_32514_1524.N1	19-MAY-2008 12:31:48	Straylight	47.000	40	The Sco	1.8590	7100.0	94	32514	No
176	GOM_NL__2PRFIN20080519_123339_000000512068_00396_32514_1525.N1	19-MAY-2008 12:33:39	Straylight	50.500	25	35Lam Sco	1.6200	28000.	101	32514	No
177	GOM_NL__2PRFIN20080519_123550_000000492068_00396_32514_1526.N1	19-MAY-2008 12:35:50	Twilight	48.500	75	26Eps Sco	2.2910	4250.0	97	32514	No
178	GOM_NL__2PRFIN20080519_123848_000000592068_00396_32514_1527.N1	19-MAY-2008 12:38:48	Twilight	59.000	16	21Alp Sco	1.0200	3000.0	118	32514	No
179	GOM_NL__2PRFIN20080519_124118_000000412068_00396_32514_1528.N1	19-MAY-2008 12:41:18	Bright	41.000	97	8Bet1Sco	2.5610	30000.	82	32514	No
180	GOM_NL__2PRFIN20080519_124305_000000382068_00396_32514_1529.N1	19-MAY-2008 12:43:05	Bright	37.500	122	9Alp2Lib	2.7470	9700.0	75	32514	No
181	GOM_NL__2PRFIN20080519_124452_000000382068_00396_32514_1530.N1	19-MAY-2008 12:44:52	Bright	38.000	104	27Bet Lib	2.6140	13100.	76	32514	No
182	GOM_NL__2PRFIN20080519_124956_000000422068_00396_32514_1531.N1	19-MAY-2008 12:49:56	Bright	42.000	102	24Alp Ser	2.6000	4250.0	84	32514	No
183	GOM_NL__2PRFIN20080519_125316_000000352068_00396_32514_1532.N1	19-MAY-2008 12:53:16	Bright	35.000	3	16Alp Boo	-0.050000	4250.0	70	32514	No
184	GOM_NL__2PRFIN20080519_125536_000000362068_00396_32514_1533.N1	19-MAY-2008 12:55:36	Bright	35.500	83		2.3780	11000.	71	32514	No
185	GOM_NL__2PRFIN20080519_125845_000000362068_00396_32514_1534.N1	19-MAY-2008 12:58:45	Bright	35.500	180	27Gam Boo	3.0400	8000.0	71	32514	No
186	GOM_NL__2PRFIN20080519_130148_000000372068_00396_32514_1535.N1	19-MAY-2008 13:01:48	Bright	36.500	39	85Eta UMa	1.8540	24000.	73	32514	No
187	GOM_NL__2PRFIN20080519_130709_000000402068_00396_32514_1536.N1	19-MAY-2008 13:07:09	Bright	39.500	119	14Eta Dra	2.7270	4700.0	79	32514	No
188	GOM_NL__2PRFIN20080519_130859_000000372068_00396_32514_1537.N1	19-MAY-2008 13:08:59	Bright	37.000	60	7Bet UMi	2.0810	3950.0	74	32514	No
189	GOM_NL__2PRFIN20080519_131328_000000352068_00396_32514_1538.N1	19-MAY-2008 13:13:28	Bright	34.500	49	1Alp UMi	1.9900	6300.0	69	32514	No
190	GOM_NL__2PRFIN20080519_132140_000000342068_00396_32514_1539.N1	19-MAY-2008 13:21:40	Bright	33.500	76	27Gam Cas	2.3000	30000.	67	32514	No
191	GOM_NL__2PRFIN20080519_132253_000000342068_00396_32514_1540.N1	19-MAY-2008 13:22:53	Bright	34.000	68	18Alp Cas	2.2250	4500.0	68	32514	No
192	GOM_NL__2PRFIN20080519_133126_000000462068_00396_32514_1541.N1	19-MAY-2008 13:31:26	Twilight	45.500	58	21Alp And	2.0730	11000.	91	32514	No
193	GOM_NL__2PRFIN20080519_133543_000000442068_00396_32514_1542.N1	19-MAY-2008 13:35:43	Dark	43.500	140	88Gam Peg	2.8340	26000.	87	32514	No
194	GOM_NL__2PRFIN20080519_134429_000000452068_00396_32514_1543.N1	19-MAY-2008 13:44:29	Dark	45.000	52	16Bet Cet	2.0370	4500.0	90	32514	No
195	GOM_NL__2PRFIN20080519_135129_000000522068_00396_32514_1544.N1	19-MAY-2008 13:51:29	Dark	52.000	18	24Alp PsA	1.1660	9700.0	104	32514	No
196	GOM_NL__2PRFIN20080519_135540_000000582068_00396_32514_1545.N1	19-MAY-2008 13:55:40	Dark	58.000	63	Bet Gru	2.1500	2800.0	116	32514	No
197	GOM_NL__2PRFIN20080519_135715_000000452068_00397_32515_1534.N1	19-MAY-2008 13:57:15	Dark	44.500	31	Alp Gru	1.7340	15200.	89	32515	No
198	GOM_NL__2PRFIN20080519_140244_000000422068_00397_32515_1535.N1	19-MAY-2008 14:02:44	Dark	41.500	45	Alp Pav	1.9400	26000.	83	32515	No
199	GOM_NL__2PRFIN20080519_140944_000000402068_00397_32515_1536.N1	19-MAY-2008 14:09:44	Straylight	40.000	141	Bet Ara	2.8400	4600.0	80	32515	No
200	GOM_NL__2PRFIN20080519_141224_000000502068_00397_32515_1537.N1	19-MAY-2008 14:12:24	Straylight	50.000	40	The Sco	1.8590	7100.0	100	32515	No
201	GOM_NL__2PRFIN20080519_141416_000000522068_00397_32515_1538.N1	19-MAY-2008 14:14:16	Straylight	51.500	25	35Lam Sco	1.6200	28000.	103	32515	No
202	GOM_NL__2PRFIN20080519_141627_000000492068_00397_32515_1539.N1	19-MAY-2008 14:16:27	Twilight	49.000	75	26Eps Sco	2.2910	4250.0	98	32515	No
203	GOM_NL__2PRFIN20080519_141925_000000622068_00397_32515_1540.N1	19-MAY-2008 14:19:25	Twilight	62.000	16	21Alp Sco	1.0200	3000.0	124	32515	No
204	GOM_NL__2PRFIN20080519_142154_000000432068_00397_32515_1541.N1	19-MAY-2008 14:21:54	Bright	42.500	97	8Bet1Sco	2.5610	30000.	85	32515	No
205	GOM_NL__2PRFIN20080519_142341_000000382068_00397_32515_1542.N1	19-MAY-2008 14:23:41	Bright	37.500	122	9Alp2Lib	2.7470	9700.0	75	32515	No
206	GOM_NL__2PRFIN20080519_142528_000000382068_00397_32515_1543.N1	19-MAY-2008 14:25:28	Bright	38.000	104	27Bet Lib	2.6140	13100.	76	32515	No
207	GOM_NL__2PRFIN20080519_143031_000000412068_00397_32515_1544.N1	19-MAY-2008 14:30:31	Bright	41.000	102	24Alp Ser	2.6000	4250.0	82	32515	No
208	GOM_NL__2PRFIN20080519_143352_000000352068_00397_32515_1545.N1	19-MAY-2008 14:33:52	Bright	35.000	3	16Alp Boo	-0.050000	4250.0	70	32515	No
209	GOM_NL__2PRFIN20080519_143612_000000362068_00397_32515_1546.N1	19-MAY-2008 14:36:12	Bright	36.000	83		2.3780	11000.	72	32515	No
210	GOM_NL__2PRFIN20080519_143921_000000362068_00397_32515_1547.N1	19-MAY-2008 14:39:21	Bright	35.500	180	27Gam Boo	3.0400	8000.0	71	32515	No
211	GOM_NL__2PRFIN20080519_144224_000000352068_00397_32515_1548.N1	19-MAY-2008 14:42:24	Bright	35.000	39	85Eta UMa	1.8540	24000.	70	32515	No
212	GOM_NL__2PRFIN20080519_144745_000000412068_00397_32515_1549.N1	19-MAY-2008 14:47:45	Bright	41.000	119	14Eta Dra	2.7270	4700.0	82	32515	No
213	GOM_NL__2PRFIN20080519_144935_000000372068_00397_32515_1550.N1	19-MAY-2008 14:49:35	Bright	36.500	60	7Bet UMi	2.0810	3950.0	73	32515	No
214	GOM_NL__2PRFIN20080519_145404_000000332068_00397_32515_1551.N1	19-MAY-2008 14:54:04	Bright	32.500	49	1Alp UMi	1.9900	6300.0	65	32515	No
215	GOM_NL__2PRFIN20080519_150216_000000452068_00397_32515_1552.N1	19-MAY-2008 15:02:16	Bright	44.500	76	27Gam Cas	2.3000	30000.	89	32515	No
216	GOM_NL__2PRFIN20080519_150329_000000352068_00397_32515_1553.N1	19-MAY-2008 15:03:29	Bright	35.000	68	18Alp Cas	2.2250	4500.0	70	32515	No
217	GOM_NL__2PRFIN20080519_151202_000000452068_00397_32515_1554.N1	19-MAY-2008 15:12:02	Twilight	44.500	58	21Alp And	2.0730	11000.	89	32515	No
218	GOM_NL__2PRFIN20080519_151619_000000422068_00397_32515_1555.N1	19-MAY-2008 15:16:19	Dark	41.500	140	88Gam Peg	2.8340	26000.	83	32515	No
219	GOM_NL__2PRFIN20080519_152505_000000422068_00397_32515_1556.N1	19-MAY-2008 15:25:05	Dark	41.500	52	16Bet Cet	2.0370	4500.0	83	32515	No

220	GOM_NL__2PRFIN20080519_153206_00000542068_00397_32515_1557.N1	19-MAY-2008 15:32:06	Dark	54.000	18	24Alp PsA	1.1660	9700.0	108	32515	No
221	GOM_NL__2PRFIN20080519_153617_00000522068_00397_32515_1558.N1	19-MAY-2008 15:36:17	Dark	51.500	63	Bet Gru	2.1500	2800.0	103	32515	No
222	GOM_NL__2PRFIN20080519_153752_00000442068_00398_32516_1547.N1	19-MAY-2008 15:37:52	Dark	43.500	31	Alp Gru	1.7340	15200.	87	32516	No
223	GOM_NL__2PRFIN20080519_154321_00000422068_00398_32516_1548.N1	19-MAY-2008 15:43:21	Dark	41.500	45	Alp Pav	1.9400	26000.	83	32516	No
224	GOM_NL__2PRFIN20080519_155020_00000432068_00398_32516_1549.N1	19-MAY-2008 15:50:20	Straylight	42.500	141	Bet Ara	2.8400	4600.0	85	32516	No
225	GOM_NL__2PRFIN20080519_155301_00000502068_00398_32516_1550.N1	19-MAY-2008 15:53:01	Straylight	50.000	40	The Sco	1.8590	7100.0	100	32516	No
226	GOM_NL__2PRFIN20080519_155452_00000502068_00398_32516_1551.N1	19-MAY-2008 15:54:52	Straylight	49.500	25	35Lam Sco	1.6200	28000.	99	32516	No
227	GOM_NL__2PRFIN20080519_155703_00000512068_00398_32516_1552.N1	19-MAY-2008 15:57:03	Twi_and_stray	51.000	75	26Eps Sco	2.2910	4250.0	102	32516	No
228	GOM_NL__2PRFIN20080519_160001_00000542068_00398_32516_1553.N1	19-MAY-2008 16:00:01	Twi_and_stray	54.000	16	21Alp Sco	1.0200	3000.0	108	32516	No
229	GOM_NL__2PRFIN20080519_160230_00000412068_00398_32516_1554.N1	19-MAY-2008 16:02:30	Bright	41.000	97	8Bet1Sco	2.5610	30000.	82	32516	No
230	GOM_NL__2PRFIN20080519_160417_00000372068_00398_32516_1555.N1	19-MAY-2008 16:04:17	Bright	37.000	122	9Alp2Lib	2.7470	9700.0	74	32516	No
231	GOM_NL__2PRFIN20080519_160604_00000382068_00398_32516_1556.N1	19-MAY-2008 16:06:04	Bright	37.500	104	27Bet Lib	2.6140	13100.	75	32516	No
232	GOM_NL__2PRFIN20080519_161107_00000412068_00398_32516_1557.N1	19-MAY-2008 16:11:07	Bright	41.000	102	24Alp Ser	2.6000	4250.0	82	32516	No
233	GOM_NL__2PRFIN20080519_161428_00000352068_00398_32516_1558.N1	19-MAY-2008 16:14:28	Bright	35.000	3	16Alp Boo	-0.050000	4250.0	70	32516	No
234	GOM_NL__2PRFIN20080519_161648_00000372068_00398_32516_1559.N1	19-MAY-2008 16:16:48	Bright	36.500	83		2.3780	11000.	73	32516	No
235	GOM_NL__2PRFIN20080519_161957_00000372068_00398_32516_1560.N1	19-MAY-2008 16:19:57	Bright	36.500	180	27Gam Boo	3.0400	8000.0	73	32516	No
236	GOM_NL__2PRFIN20080519_162300_00000352068_00398_32516_1561.N1	19-MAY-2008 16:23:00	Bright	34.500	39	85Eta UMa	1.8540	24000.	69	32516	No
237	GOM_NL__2PRFIN20080519_162820_00000412068_00398_32516_1562.N1	19-MAY-2008 16:28:20	Bright	40.500	119	14Eta Dra	2.7270	4700.0	81	32516	No
238	GOM_NL__2PRFIN20080519_163010_00000332068_00398_32516_1563.N1	19-MAY-2008 16:30:10	Bright	33.000	60	7Bet UMi	2.0810	3950.0	66	32516	No
239	GOM_NL__2PRFIN20080519_163440_00000362068_00398_32516_1564.N1	19-MAY-2008 16:34:40	Bright	36.000	49	1Alp UMi	1.9900	6300.0	72	32516	No
240	GOM_NL__2PRFIN20080519_164252_00000532068_00398_32516_1565.N1	19-MAY-2008 16:42:52	Bright	53.000	76	27Gam Cas	2.3000	30000.	106	32516	No
241	GOM_NL__2PRFIN20080519_164404_00000372068_00398_32516_1566.N1	19-MAY-2008 16:44:04	Bright	37.000	68	18Alp Cas	2.2250	4500.0	74	32516	No
242	GOM_NL__2PRFIN20080519_165238_00000432068_00398_32516_1567.N1	19-MAY-2008 16:52:38	Twi_and_stray	42.500	58	21Alp And	2.0730	11000.	85	32516	No
243	GOM_NL__2PRFIN20080519_170541_00000432068_00398_32516_1568.N1	19-MAY-2008 17:05:41	Dark	42.500	52	16Bet Cet	2.0370	4500.0	85	32516	No
244	GOM_NL__2PRFIN20080519_171243_00000592068_00398_32516_1569.N1	19-MAY-2008 17:12:43	Dark	59.000	18	24Alp PsA	1.1660	9700.0	118	32516	No
245	GOM_NL__2PRFIN20080519_171653_00000582068_00398_32516_1570.N1	19-MAY-2008 17:16:53	Dark	58.000	63	Bet Gru	2.1500	2800.0	116	32516	No
246	GOM_NL__2PRFIN20080519_171828_00000482068_00399_32517_1560.N1	19-MAY-2008 17:18:28	Dark	48.000	31	Alp Gru	1.7340	15200.	96	32517	No
247	GOM_NL__2PRFIN20080519_172357_00000422068_00399_32517_1561.N1	19-MAY-2008 17:23:57	Dark	41.500	45	Alp Pav	1.9400	26000.	83	32517	No
248	GOM_NL__2PRFIN20080519_173056_00000412068_00399_32517_1562.N1	19-MAY-2008 17:30:56	Straylight	40.500	141	Bet Ara	2.8400	4600.0	81	32517	No
249	GOM_NL__2PRFIN20080519_173338_00000502068_00399_32517_1563.N1	19-MAY-2008 17:33:38	Straylight	49.500	40	The Sco	1.8590	7100.0	99	32517	No
250	GOM_NL__2PRFIN20080519_173529_00000532068_00399_32517_1564.N1	19-MAY-2008 17:35:29	Straylight	52.500	25	35Lam Sco	1.6200	28000.	105	32517	No
251	GOM_NL__2PRFIN20080519_173739_00000502068_00399_32517_1565.N1	19-MAY-2008 17:37:39	Twi_and_stray	49.500	75	26Eps Sco	2.2910	4250.0	99	32517	No
252	GOM_NL__2PRFIN20080519_174037_00000582068_00399_32517_1566.N1	19-MAY-2008 17:40:37	Twi_and_stray	57.500	16	21Alp Sco	1.0200	3000.0	115	32517	No
253	GOM_NL__2PRFIN20080519_174306_00000442068_00399_32517_1567.N1	19-MAY-2008 17:43:06	Bright	44.000	97	8Bet1Sco	2.5610	30000.	88	32517	No
254	GOM_NL__2PRFIN20080519_174453_00000372068_00399_32517_1568.N1	19-MAY-2008 17:44:53	Bright	37.000	122	9Alp2Lib	2.7470	9700.0	74	32517	No
255	GOM_NL__2PRFIN20080519_174640_00000392068_00399_32517_1569.N1	19-MAY-2008 17:46:40	Bright	38.500	104	27Bet Lib	2.6140	13100.	77	32517	No
256	GOM_NL__2PRFIN20080519_175143_00000412068_00399_32517_1570.N1	19-MAY-2008 17:51:43	Bright	41.000	102	24Alp Ser	2.6000	4250.0	82	32517	No
257	GOM_NL__2PRFIN20080519_175505_00000352068_00399_32517_1571.N1	19-MAY-2008 17:55:05	Bright	34.500	3	16Alp Boo	-0.050000	4250.0	69	32517	No
258	GOM_NL__2PRFIN20080519_175724_00000392068_00399_32517_1572.N1	19-MAY-2008 17:57:24	Bright	38.500	83		2.3780	11000.	77	32517	No
259	GOM_NL__2PRFIN20080519_180033_00000362068_00399_32517_1573.N1	19-MAY-2008 18:00:33	Bright	36.000	180	27Gam Boo	3.0400	8000.0	72	32517	No
260	GOM_NL__2PRFIN20080519_180336_00000372068_00399_32517_1574.N1	19-MAY-2008 18:03:36	Bright	36.500	39	85Eta UMa	1.8540	24000.	73	32517	No
261	GOM_NL__2PRFIN20080519_180856_00000412068_00399_32517_1575.N1	19-MAY-2008 18:08:56	Bright	40.500	119	14Eta Dra	2.7270	4700.0	81	32517	No
262	GOM_NL__2PRFIN20080519_181046_00000382068_00399_32517_1576.N1	19-MAY-2008 18:10:46	Bright	38.000	60	7Bet UMi	2.0810	3950.0	76	32517	No
263	GOM_NL__2PRFIN20080519_181516_00000362068_00399_32517_1577.N1	19-MAY-2008 18:15:16	Bright	35.500	49	1Alp UMi	1.9900	6300.0	71	32517	No
264	GOM_NL__2PRFIN20080519_182328_00000342068_00399_32517_1578.N1	19-MAY-2008 18:23:28	Bright	33.500	76	27Gam Cas	2.3000	30000.	67	32517	No
265	GOM_NL__2PRFIN20080519_182440_00000542068_00399_32517_1579.N1	19-MAY-2008 18:24:40	Bright	54.000	68	18Alp Cas	2.2250	4500.0	108	32517	No
266	GOM_NL__2PRFIN20080519_183314_00000472068_00399_32517_1580.N1	19-MAY-2008 18:33:14	Twi_and_stray	46.500	58	21Alp And	2.0730	11000.	93	32517	No
267	GOM_NL__2PRFIN20080519_183732_00000452068_00399_32517_1581.N1	19-MAY-2008 18:37:32	Dark	44.500	140	88Gam Peg	2.8340	26000.	89	32517	No
268	GOM_NL__2PRFIN20080519_184618_00000452068_00399_32517_1582.N1	19-MAY-2008 18:46:18	Dark	45.000	52	16Bet Cet	2.0370	4500.0	90	32517	No
269	GOM_NL__2PRFIN20080519_185320_00000512068_00399_32517_1583.N1	19-MAY-2008 18:53:20	Dark	51.000	18	24Alp PsA	1.1660	9700.0	102	32517	No
270	GOM_NL__2PRFIN20080519_185730_00000482068_00399_32517_1584.N1	19-MAY-2008 18:57:30	Dark	48.000	63	Bet Gru	2.1500	2800.0	96	32517	No
271	GOM_NL__2PRFIN20080519_185905_00000442068_00400_32518_1585.N1	19-MAY-2008 18:59:05	Dark	43.500	31	Alp Gru	1.7340	15200.	87	32518	No
272	GOM_NL__2PRFIN20080519_190434_00000422068_00400_32518_1586.N1	19-MAY-2008 19:04:34	Dark	42.000	45	Alp Pav	1.9400	26000.	84	32518	No
273	GOM_NL__2PRFIN20080519_191133_00000482068_00400_32518_1587.N1	19-MAY-2008 19:11:33	Straylight	48.000	141	Bet Ara	2.8400	4600.0	96	32518	No
274	GOM_NL__2PRFIN20080519_191414_00000502068_00400_32518_1588.N1	19-MAY-2008 19:14:14	Straylight	50.000	40	The Sco	1.8590	7100.0	100	32518	No
275	GOM_NL__2PRFIN20080519_191606_00000522068_00400_32518_1589.N1	19-MAY-2008 19:16:06	Straylight	52.000	25	35Lam Sco	1.6200	28000.	104	32518	No
276	GOM_NL__2PRFIN20080519_191816_00000482068_00400_32518_1590.N1	19-MAY-2008 19:18:16	Twi_and_stray	47.500	75	26Eps Sco	2.2910	4250.0	95	32518	No
277	GOM_NL__2PRFIN20080519_192113_00000622068_00400_32518_1591.N1	19-MAY-2008 19:21:13	Twi_and_stray	62.000	16	21Alp Sco	1.0200	3000.0	124	32518	No
278	GOM_NL__2PRFIN20080519_192343_00000412068_00400_32518_1592.N1	19-MAY-2008 19:23:43	Bright	41.000	97	8Bet1Sco	2.5610	30000.	82	32518	No

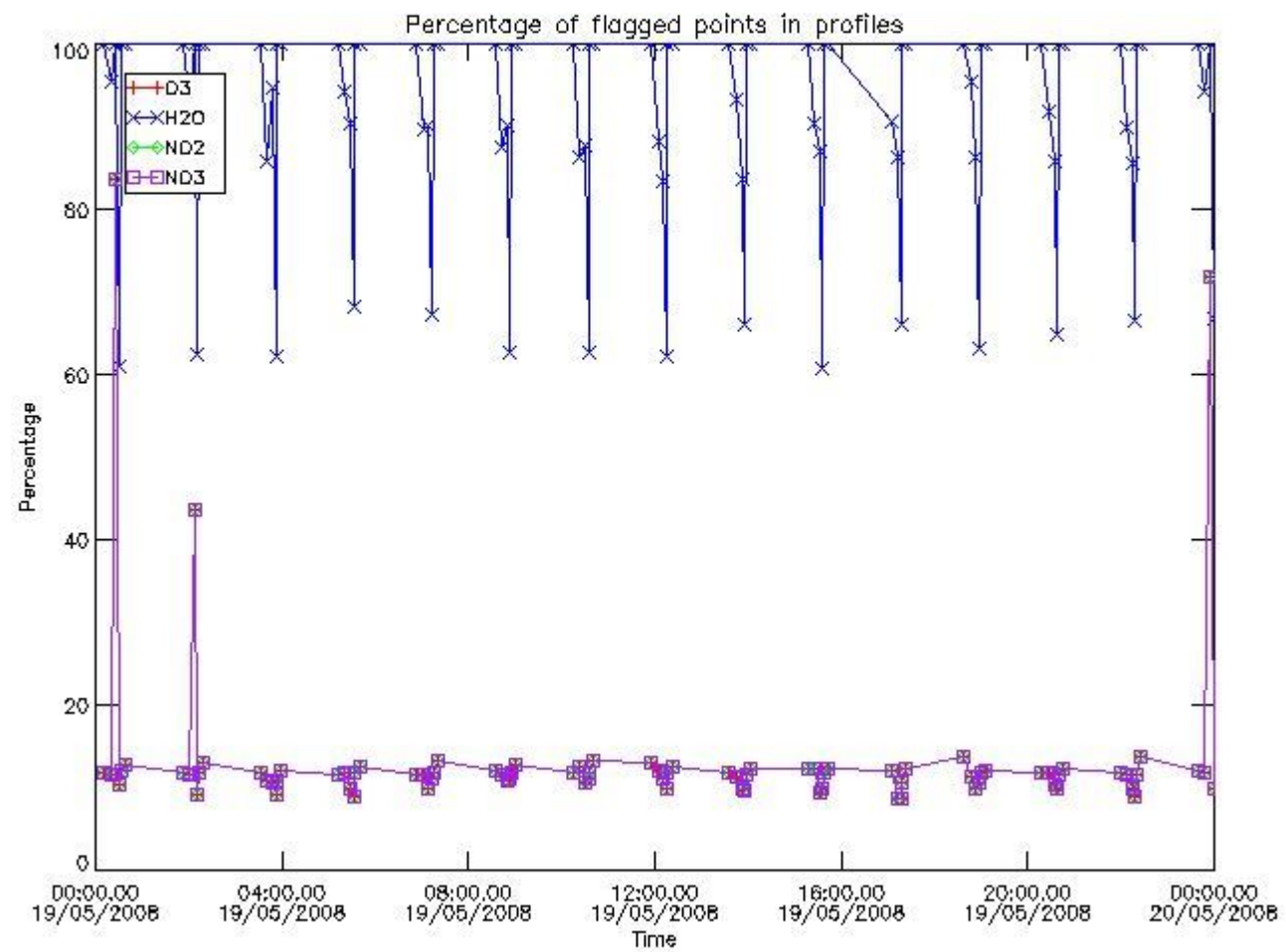
279	GOM_NL__2PRFIN20080519_192530_000000372068_00400_32518_1593.N1	19-MAY-2008 19:25:30	Bright	37.000	122	9Alp2Lib	2.7470	9700.0	74	32518	No
280	GOM_NL__2PRFIN20080519_192716_000000382068_00400_32518_1594.N1	19-MAY-2008 19:27:16	Bright	37.500	104	27Bet Lib	2.6140	13100.	75	32518	No
281	GOM_NL__2PRFIN20080519_193219_000000422068_00400_32518_1595.N1	19-MAY-2008 19:32:19	Bright	41.500	102	24Alp Ser	2.6000	4250.0	83	32518	No
282	GOM_NL__2PRFIN20080519_193541_000000362068_00400_32518_1596.N1	19-MAY-2008 19:35:41	Bright	36.000	3	16Alp Boo	-0.050000	4250.0	72	32518	No
283	GOM_NL__2PRFIN20080519_193800_000000382068_00400_32518_1597.N1	19-MAY-2008 19:38:00	Bright	37.500	83		2.3780	11000.	75	32518	No
284	GOM_NL__2PRFIN20080519_194109_000000362068_00400_32518_1598.N1	19-MAY-2008 19:41:09	Bright	36.000	180	27Gam Boo	3.0400	8000.0	72	32518	No
285	GOM_NL__2PRFIN20080519_194412_000000342068_00400_32518_1599.N1	19-MAY-2008 19:44:12	Bright	34.000	39	85Eta UMa	1.8540	24000.	68	32518	No
286	GOM_NL__2PRFIN20080519_194931_000000412068_00400_32518_1600.N1	19-MAY-2008 19:49:31	Bright	41.000	119	14Eta Dra	2.7270	4700.0	82	32518	No
287	GOM_NL__2PRFIN20080519_195122_000000372068_00400_32518_1601.N1	19-MAY-2008 19:51:22	Bright	37.000	60	7Bet UMi	2.0810	3950.0	74	32518	No
288	GOM_NL__2PRFIN20080519_195552_000000362068_00400_32518_1602.N1	19-MAY-2008 19:55:52	Bright	36.000	49	1Alp UMi	1.9900	6300.0	72	32518	No
289	GOM_NL__2PRFIN20080519_200403_000000422068_00400_32518_1603.N1	19-MAY-2008 20:04:03	Bright	42.000	76	27Gam Cas	2.3000	30000.	84	32518	No
290	GOM_NL__2PRFIN20080519_200516_000000372068_00400_32518_1604.N1	19-MAY-2008 20:05:16	Bright	37.000	68	18Alp Cas	2.2250	4500.0	74	32518	No
291	GOM_NL__2PRFIN20080519_201350_000000462068_00400_32518_1605.N1	19-MAY-2008 20:13:50	Twi_and_stray	45.500	58	21Alp And	2.0730	11000.	91	32518	No
292	GOM_NL__2PRFIN20080519_201808_000000432068_00400_32518_1606.N1	19-MAY-2008 20:18:08	Dark	43.000	140	88Gam Peg	2.8340	26000.	86	32518	No
293	GOM_NL__2PRFIN20080519_202654_000000432068_00400_32518_1607.N1	19-MAY-2008 20:26:54	Dark	43.000	52	16Bet Cet	2.0370	4500.0	86	32518	No
294	GOM_NL__2PRFIN20080519_203357_000000502068_00400_32518_1608.N1	19-MAY-2008 20:33:57	Dark	49.500	18	24Alp PsA	1.1660	9700.0	99	32518	No
295	GOM_NL__2PRFIN20080519_203806_000000562068_00400_32518_1609.N1	19-MAY-2008 20:38:06	Dark	56.000	63	Bet Gru	2.1500	2800.0	112	32518	No
296	GOM_NL__2PRFIN20080519_203942_000000442068_00401_32519_1600.N1	19-MAY-2008 20:39:42	Dark	44.000	31	Alp Gru	1.7340	15200.	88	32519	No
297	GOM_NL__2PRFIN20080519_204511_000000422068_00401_32519_1601.N1	19-MAY-2008 20:45:11	Dark	41.500	45	Alp Pav	1.9400	26000.	83	32519	No
298	GOM_NL__2PRFIN20080519_205209_000000412068_00401_32519_1602.N1	19-MAY-2008 20:52:09	Straylight	40.500	141	Bet Ara	2.8400	4600.0	81	32519	No
299	GOM_NL__2PRFIN20080519_205450_000000482068_00401_32519_1603.N1	19-MAY-2008 20:54:50	Straylight	48.000	40	The Sco	1.8590	7100.0	96	32519	No
300	GOM_NL__2PRFIN20080519_205642_000000502068_00401_32519_1604.N1	19-MAY-2008 20:56:42	Straylight	50.000	25	35Lam Sco	1.6200	28000.	100	32519	No
301	GOM_NL__2PRFIN20080519_205852_000000512068_00401_32519_1605.N1	19-MAY-2008 20:58:52	Twi_and_stray	51.000	75	26Eps Sco	2.2910	4250.0	102	32519	No
302	GOM_NL__2PRFIN20080519_210150_000000552068_00401_32519_1606.N1	19-MAY-2008 21:01:50	Twi_and_stray	54.500	16	21Alp Sco	1.0200	3000.0	109	32519	No
303	GOM_NL__2PRFIN20080519_210419_000000432068_00401_32519_1607.N1	19-MAY-2008 21:04:19	Bright	43.000	97	8Bet1Sco	2.5610	30000.	86	32519	No
304	GOM_NL__2PRFIN20080519_210606_000000382068_00401_32519_1608.N1	19-MAY-2008 21:06:06	Bright	37.500	122	9Alp2Lib	2.7470	9700.0	75	32519	No
305	GOM_NL__2PRFIN20080519_210752_000000382068_00401_32519_1609.N1	19-MAY-2008 21:07:52	Bright	38.000	104	27Bet Lib	2.6140	13100.	76	32519	No
306	GOM_NL__2PRFIN20080519_211254_000000422068_00401_32519_1610.N1	19-MAY-2008 21:12:54	Bright	41.500	102	24Alp Ser	2.6000	4250.0	83	32519	No
307	GOM_NL__2PRFIN20080519_211616_000000362068_00401_32519_1611.N1	19-MAY-2008 21:16:16	Bright	35.500	3	16Alp Boo	-0.050000	4250.0	71	32519	No
308	GOM_NL__2PRFIN20080519_211835_000000372068_00401_32519_1612.N1	19-MAY-2008 21:18:35	Bright	36.500	83		2.3780	11000.	73	32519	No
309	GOM_NL__2PRFIN20080519_212145_000000352068_00401_32519_1613.N1	19-MAY-2008 21:21:45	Bright	35.000	180	27Gam Boo	3.0400	8000.0	70	32519	No
310	GOM_NL__2PRFIN20080519_212448_000000352068_00401_32519_1614.N1	19-MAY-2008 21:24:48	Bright	34.500	39	85Eta UMa	1.8540	24000.	69	32519	No
311	GOM_NL__2PRFIN20080519_213007_000000412068_00401_32519_1615.N1	19-MAY-2008 21:30:07	Bright	41.000	119	14Eta Dra	2.7270	4700.0	82	32519	No
312	GOM_NL__2PRFIN20080519_213158_000000372068_00401_32519_1616.N1	19-MAY-2008 21:31:58	Bright	37.000	60	7Bet UMi	2.0810	3950.0	74	32519	No
313	GOM_NL__2PRFIN20080519_213628_000000362068_00401_32519_1617.N1	19-MAY-2008 21:36:28	Bright	36.000	49	1Alp UMi	1.9900	6300.0	72	32519	No
314	GOM_NL__2PRFIN20080519_214439_000000352068_00401_32519_1618.N1	19-MAY-2008 21:44:39	Bright	35.000	76	27Gam Cas	2.3000	30000.	70	32519	No
315	GOM_NL__2PRFIN20080519_214552_000000542068_00401_32519_1619.N1	19-MAY-2008 21:45:52	Bright	54.000	68	18Alp Cas	2.2250	4500.0	108	32519	No
316	GOM_NL__2PRFIN20080519_215426_000000482068_00401_32519_1620.N1	19-MAY-2008 21:54:26	Twi_and_stray	47.500	58	21Alp And	2.0730	11000.	95	32519	No
317	GOM_NL__2PRFIN20080519_215844_000000442068_00401_32519_1621.N1	19-MAY-2008 21:58:44	Dark	43.500	140	88Gam Peg	2.8340	26000.	87	32519	No
318	GOM_NL__2PRFIN20080519_220730_000000452068_00401_32519_1622.N1	19-MAY-2008 22:07:30	Dark	44.500	52	16Bet Cet	2.0370	4500.0	89	32519	No
319	GOM_NL__2PRFIN20080519_221433_000000522068_00401_32519_1623.N1	19-MAY-2008 22:14:33	Dark	52.000	18	24Alp PsA	1.1660	9700.0	104	32519	No
320	GOM_NL__2PRFIN20080519_221843_000000572068_00401_32519_1624.N1	19-MAY-2008 22:18:43	Dark	57.000	63	Bet Gru	2.1500	2800.0	114	32519	No
321	GOM_NL__2PRFIN20080519_222019_000000442068_00402_32520_1612.N1	19-MAY-2008 22:20:19	Dark	44.000	31	Alp Gru	1.7340	15200.	88	32520	No
322	GOM_NL__2PRFIN20080519_222547_000000412068_00402_32520_1613.N1	19-MAY-2008 22:25:47	Dark	41.000	45	Alp Pav	1.9400	26000.	82	32520	No
323	GOM_NL__2PRFIN20080519_223246_000000422068_00402_32520_1614.N1	19-MAY-2008 22:32:46	Straylight	42.000	141	Bet Ara	2.8400	4600.0	84	32520	No
324	GOM_NL__2PRFIN20080519_223527_000000512068_00402_32520_1615.N1	19-MAY-2008 22:35:27	Straylight	51.000	40	The Sco	1.8590	7100.0	102	32520	No
325	GOM_NL__2PRFIN20080519_223718_000000532068_00402_32520_1616.N1	19-MAY-2008 22:37:18	Straylight	53.000	25	35Lam Sco	1.6200	28000.	106	32520	No
326	GOM_NL__2PRFIN20080519_223928_000000512068_00402_32520_1617.N1	19-MAY-2008 22:39:28	Twi_and_stray	50.500	75	26Eps Sco	2.2910	4250.0	101	32520	No
327	GOM_NL__2PRFIN20080519_224226_000000622068_00402_32520_1618.N1	19-MAY-2008 22:42:26	Twi_and_stray	62.000	16	21Alp Sco	1.0200	3000.0	124	32520	No
328	GOM_NL__2PRFIN20080519_224455_000000432068_00402_32520_1619.N1	19-MAY-2008 22:44:55	Bright	43.000	97	8Bet1Sco	2.5610	30000.	86	32520	No
329	GOM_NL__2PRFIN20080519_224642_000000382068_00402_32520_1620.N1	19-MAY-2008 22:46:42	Bright	37.500	122	9Alp2Lib	2.7470	9700.0	75	32520	No
330	GOM_NL__2PRFIN20080519_224828_000000392068_00402_32520_1621.N1	19-MAY-2008 22:48:28	Bright	38.500	104	27Bet Lib	2.6140	13100.	77	32520	No
331	GOM_NL__2PRFIN20080519_225330_000000412068_00402_32520_1622.N1	19-MAY-2008 22:53:30	Bright	41.000	102	24Alp Ser	2.6000	4250.0	82	32520	No
332	GOM_NL__2PRFIN20080519_225652_000000352068_00402_32520_1623.N1	19-MAY-2008 22:56:52	Bright	34.500	3	16Alp Boo	-0.050000	4250.0	69	32520	No
333	GOM_NL__2PRFIN20080519_225911_000000372068_00402_32520_1624.N1	19-MAY-2008 22:59:11	Bright	37.000	83		2.3780	11000.	74	32520	No
334	GOM_NL__2PRFIN20080519_230221_000000372068_00402_32520_1625.N1	19-MAY-2008 23:02:21	Bright	37.000	180	27Gam Boo	3.0400	8000.0	74	32520	No
335	GOM_NL__2PRFIN20080519_230524_000000362068_00402_32520_1626.N1	19-MAY-2008 23:05:24	Bright	36.000	39	85Eta UMa	1.8540	24000.	72	32520	No
336	GOM_NL__2PRFIN20080519_231042_000000412068_00402_32520_1627.N1	19-MAY-2008 23:10:42	Bright	41.000	119	14Eta Dra	2.7270	4700.0	82	32520	No
337	GOM_NL__2PRFIN20080519_231234_000000342068_00402_32520_1628.N1	19-MAY-2008 23:12:34	Bright	34.000	60	7Bet UMi	2.0810	3950.0	68	32520	No

338	GOM_NL__2PRFIN20080519_231704_000000362068_00402_32520_1629.N1	19-MAY-2008 23:17:04	Bright	36.000	49	1Alp UMi	1.9900	6300.0	72	32520	No
339	GOM_NL__2PRFIN20080519_232515_000000452068_00402_32520_1630.N1	19-MAY-2008 23:25:15	Bright	45.000	76	27Gam Cas	2.3000	30000.	90	32520	No
340	GOM_NL__2PRFIN20080519_232628_000000542068_00402_32520_1631.N1	19-MAY-2008 23:26:28	Bright	54.000	68	18Alp Cas	2.2250	4500.0	108	32520	No
341	GOM_NL__2PRFIN20080519_233502_000000452068_00402_32520_1632.N1	19-MAY-2008 23:35:02	Twilight_stray	45.000	58	21Alp And	2.0730	11000.	90	32520	No
342	GOM_NL__2PRFIN20080519_233921_000000422068_00402_32520_1633.N1	19-MAY-2008 23:39:21	Dark	42.000	140	88Gam Peg	2.8340	26000.	84	32520	No
343	GOM_NL__2PRFIN20080519_234807_000000442068_00402_32520_1634.N1	19-MAY-2008 23:48:07	Dark	43.500	52	16Bet Cet	2.0370	4500.0	87	32520	No
344	GOM_NL__2PRFIN20080519_235510_000000502068_00402_32520_1635.N1	19-MAY-2008 23:55:10	Dark	50.000	18	24Alp PsA	1.1660	9700.0	100	32520	No
345	GOM_NL__2PRFIN20080519_235919_000000522068_00402_32520_1636.N1	19-MAY-2008 23:59:19	Dark	51.500	63	Bet Gru	2.1500	2800.0	103	32520	No

3. Quality information per product

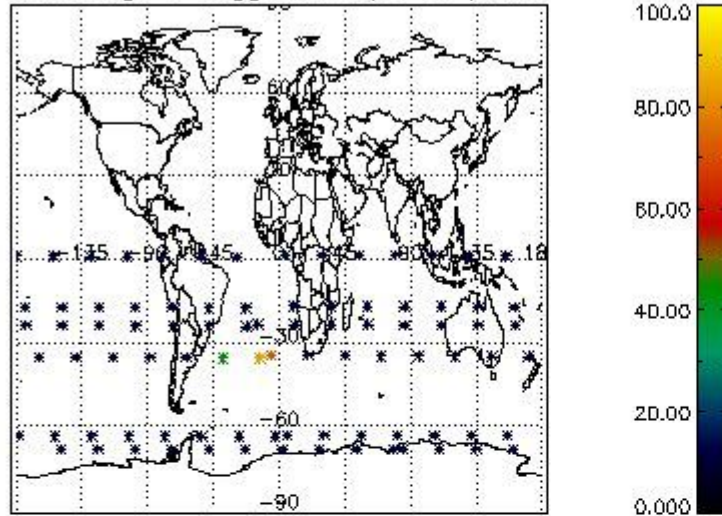
In this section it is plotted some information contained in the Quality Summary data set of the level 2 products. Only products in dark limb conditions and without errors (error flag in the MPH set to "0") are used.

3.1 Plot quality information per product (time dependant)

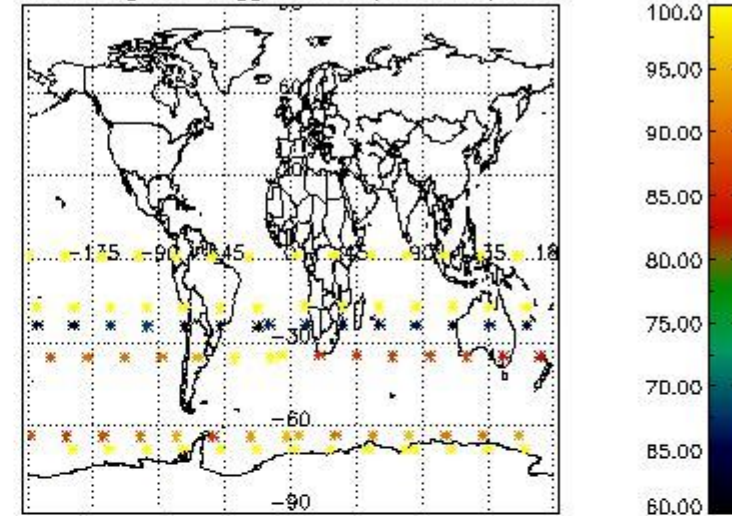


3.2 Plot quality information per product (world map)

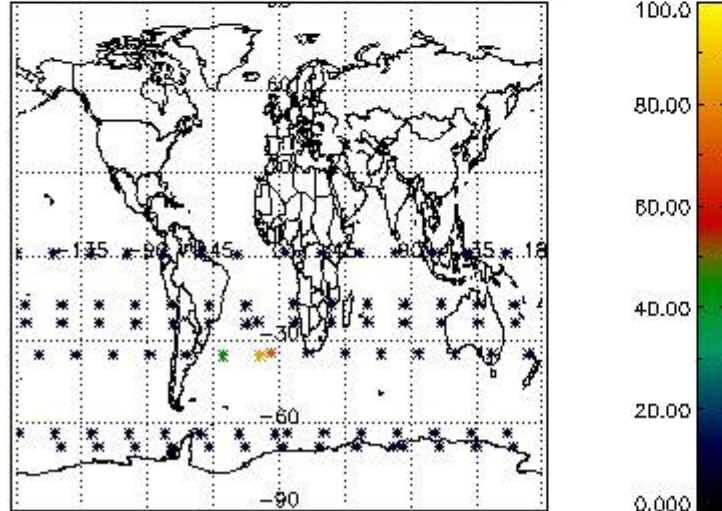
Percentage of flagged data per O3 profile



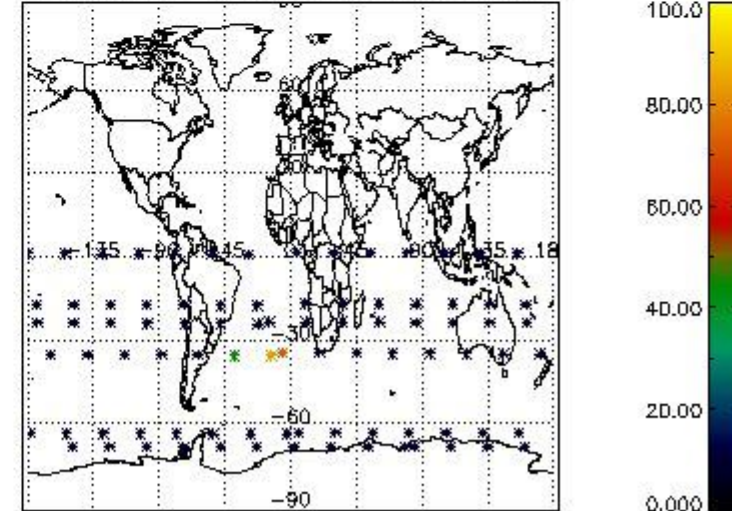
Percentage of flagged data per H2O profile



Percentage of flagged data per NO2 profile



Percentage of flagged data per NO3 profile

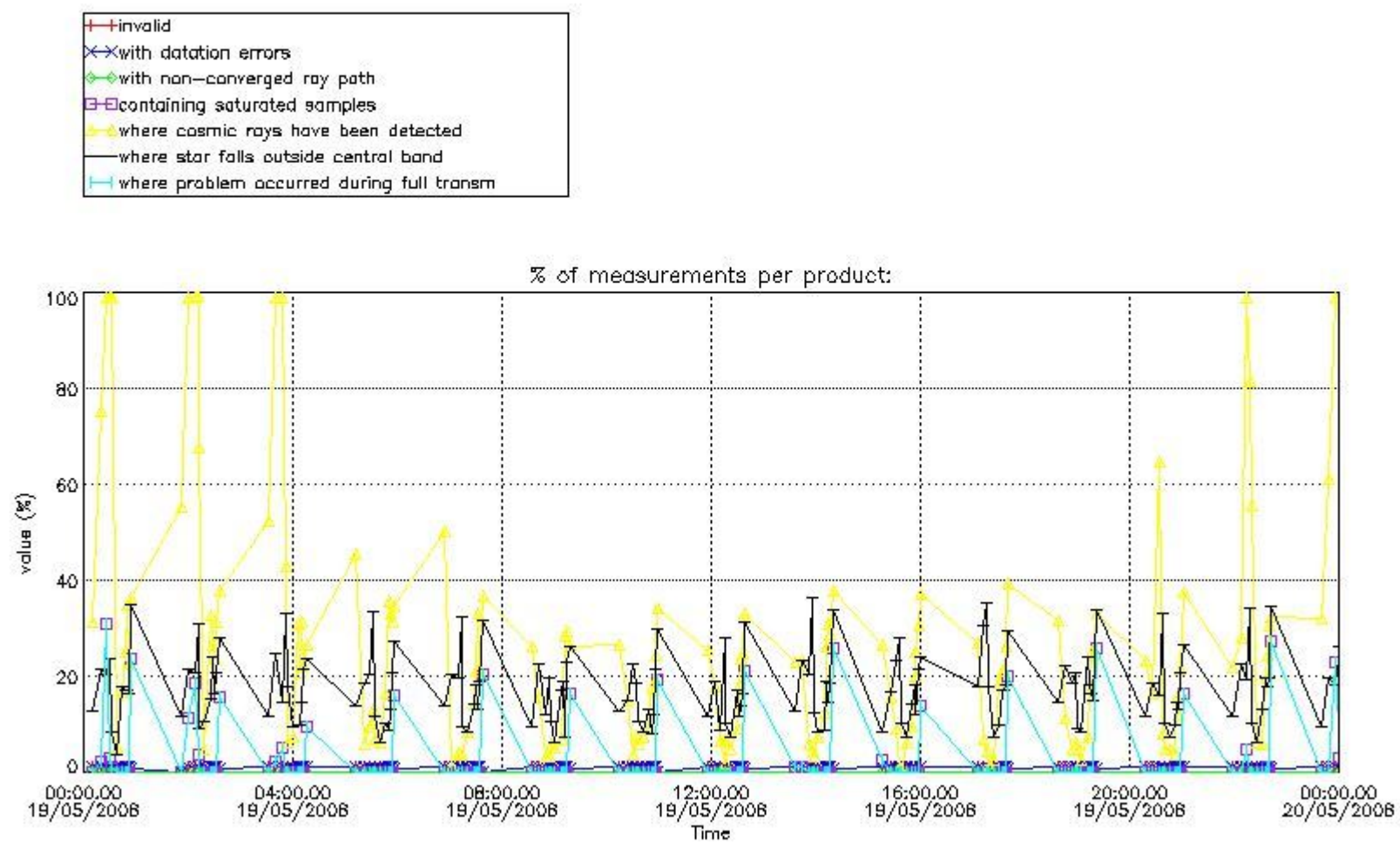


4. Level 1 quality information per product

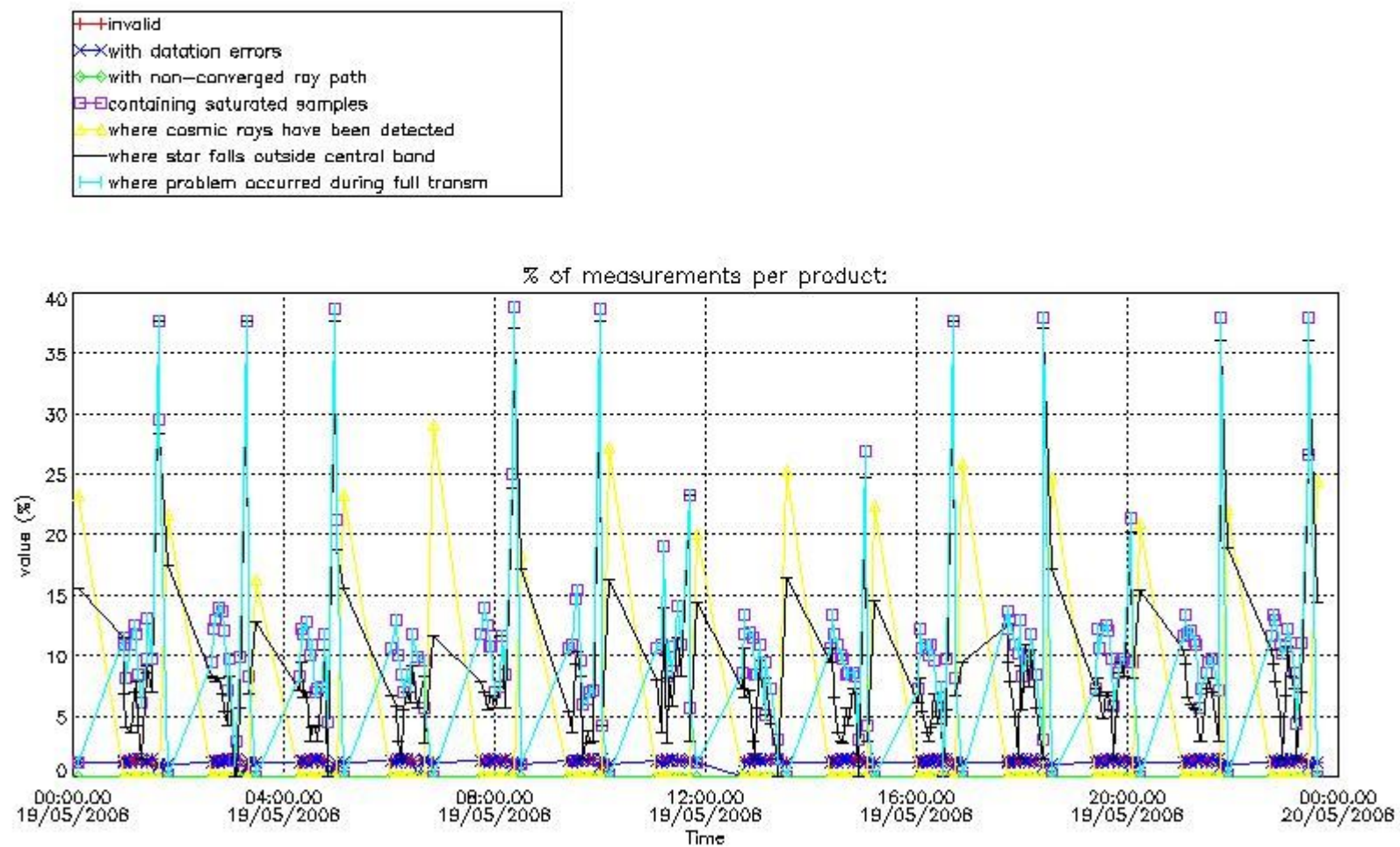
In this section it is plotted some information contained in the Quality Summary data set of the level 2 products that comes from the level 1b processing. Products without errors (error flag in the MPH set to "0") are used.

4.1 Plot quality information per product (time dependant) coming from level 1b processing

4.1.1 Plot level 1 quality information per product (time dependant): ENVISAT ASCENDING passes

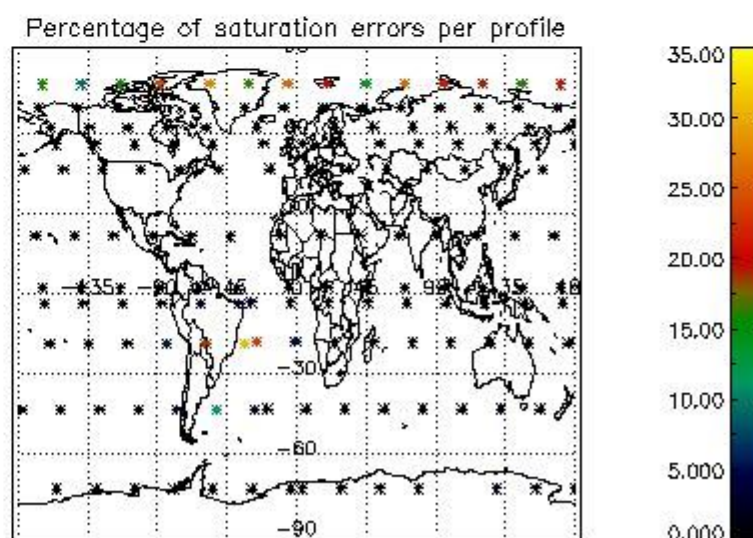
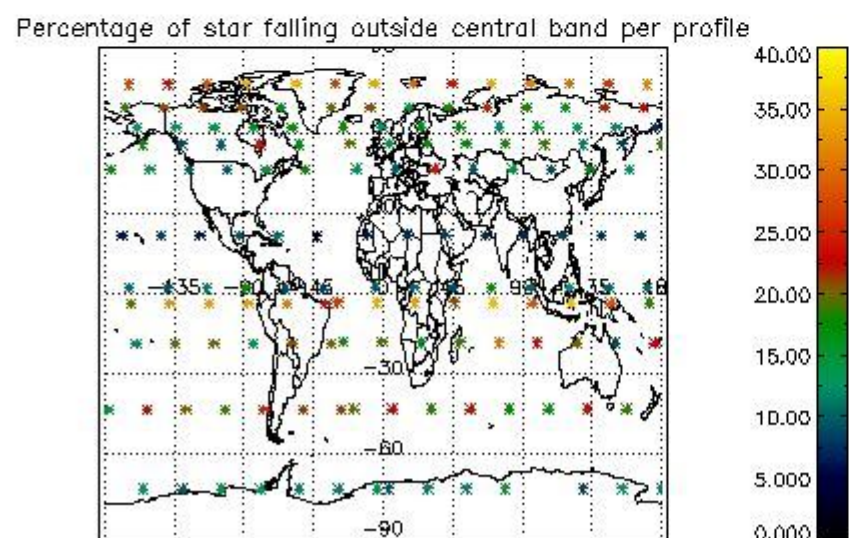
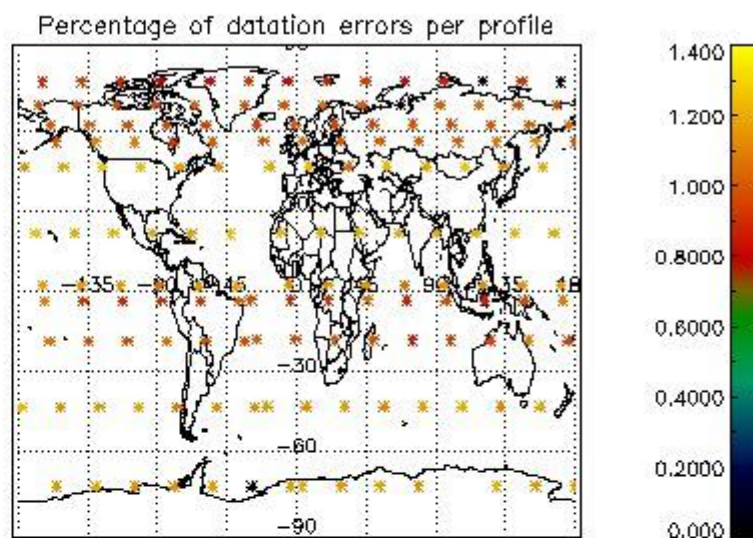
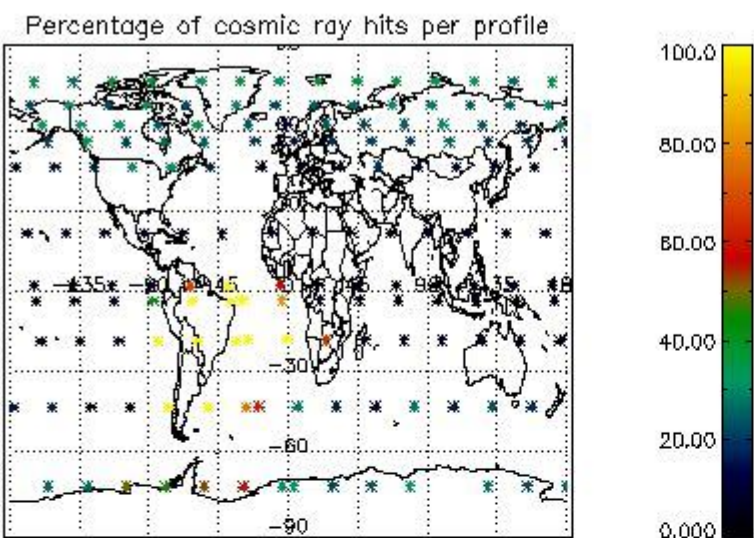


4.1.2 Plot level 1 quality information per product (time dependant): ENVISAT DESCENDING passes

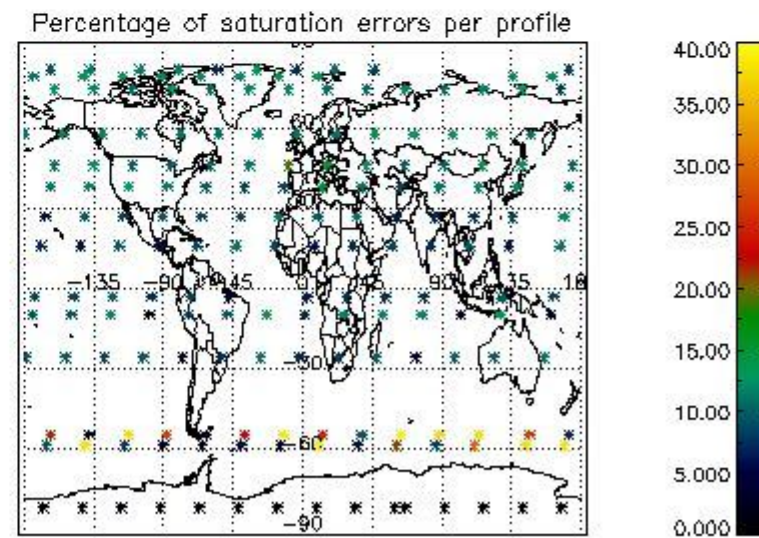
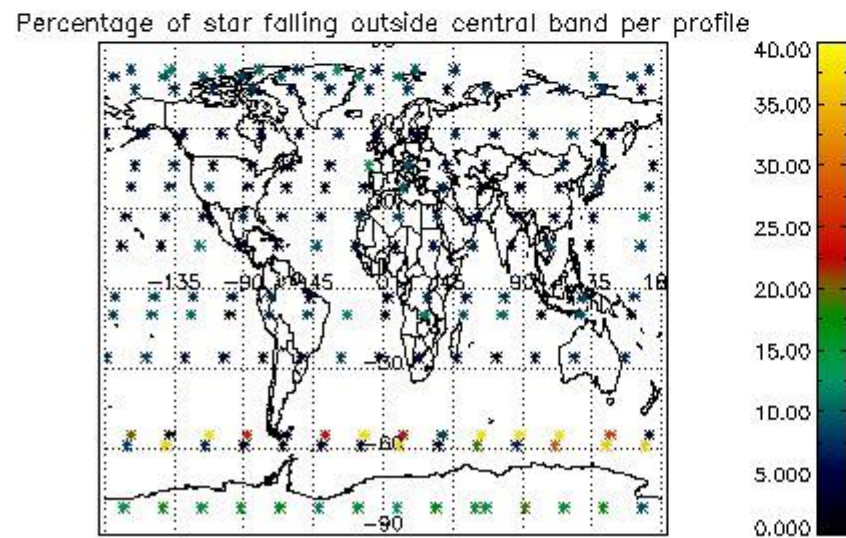
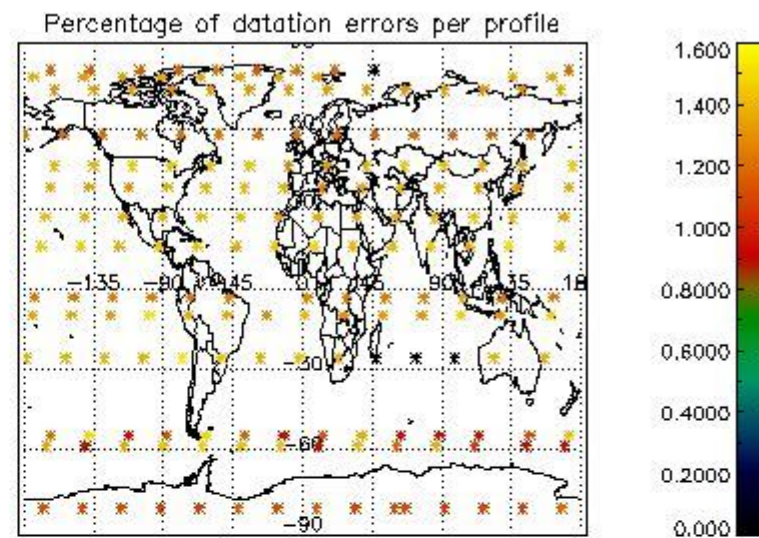
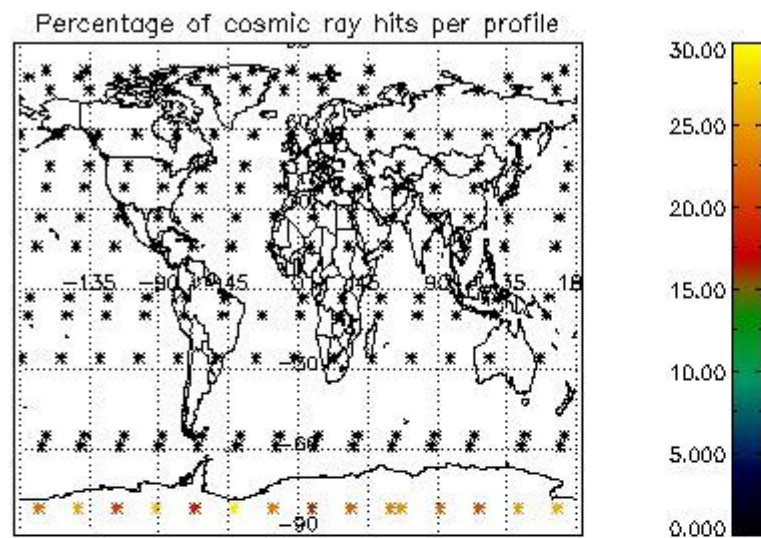


4.2 Plot quality information per product coming from level 1b processing (world map)

4.2.1 Plot level 1 quality information per product (world map): ENVISAT ASCENDING passes



4.2.2 Plot level 1 quality information per product (world map): ENVISAT DESCENDING passes



5. Trace gas profiles

5.1 Ozone statistics based on quality of products

The final quality of the products can be "measured" using the STD (Standard Deviation) attached to every point profile. This information is written to the parameter GOM_NL__2P/NL_LOCAL_SPECIES_DENSITY/o3_std of the level 2 products. The table below shows the statistics for given STD ranges.

The statistics are given with respect to the overall valid production:

- Products without fatal errors: GOM_NL__2P/MPH/PRODUCT_ERR=0
- Valid point profile: GOM_NL__2P/NL_LOCAL_SPECIES_DENSITY/pcd(0)=0

The 'Criteria' is applied to valid points of dark limb products:

- Products in dark limb illumination condition: GOM_NL__2P/NL_SUMMARY_QUALITY/obs_ill_cond=0
- Products without fatal errors: GOM_NL__2P/MPH/PRODUCT_ERR=0
- Valid point profile: GOM_NL__2P/NL_LOCAL_SPECIES_DENSITY/pcd(0)=0

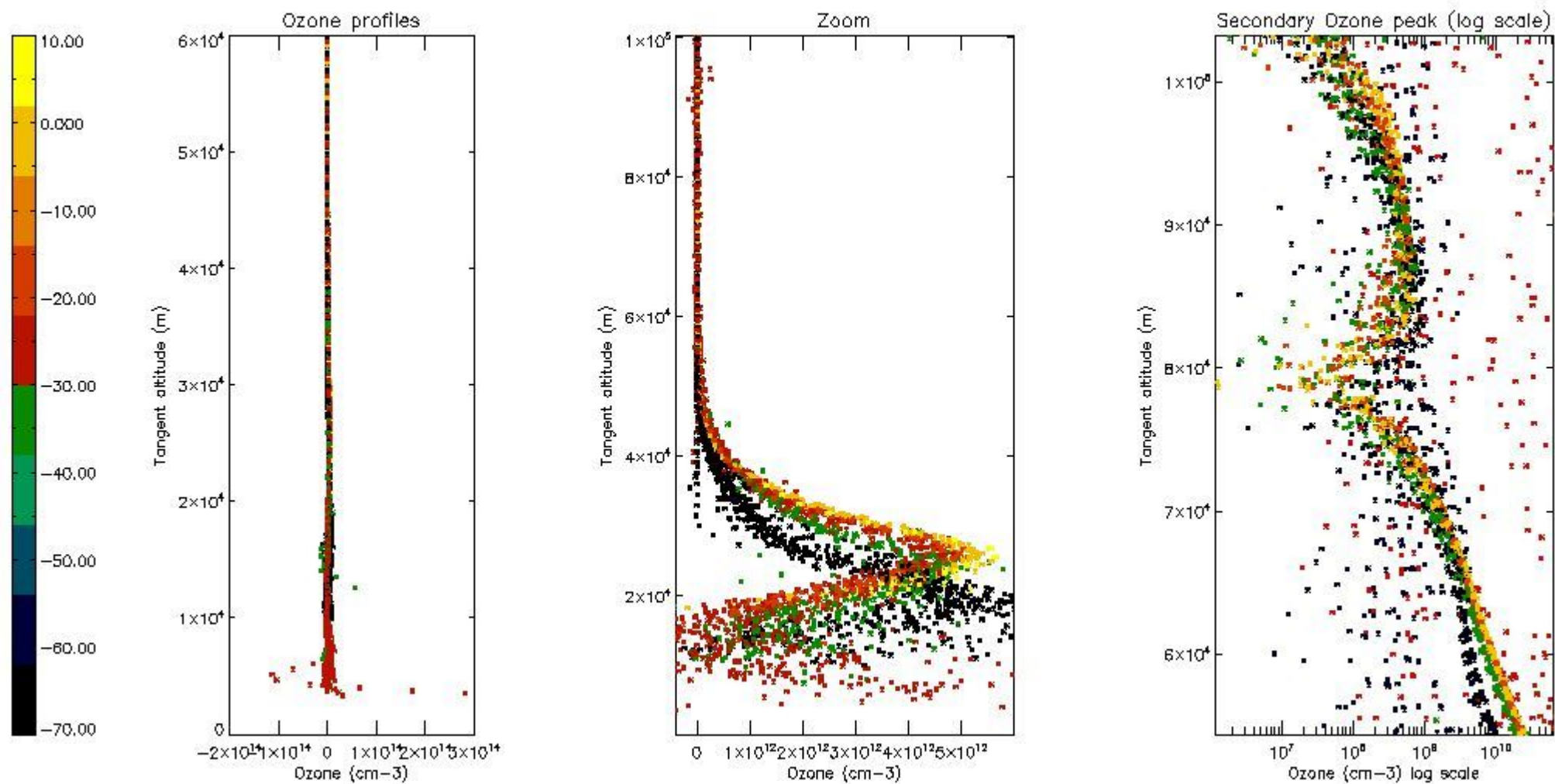
So, the table below shows the percentage of dark limb and valid observations for each criteria with respect to the overall valid daily observations.

Criteria	% of total production
All STD	27
STD < 20	14

STD < 10	11
STD < 5	8

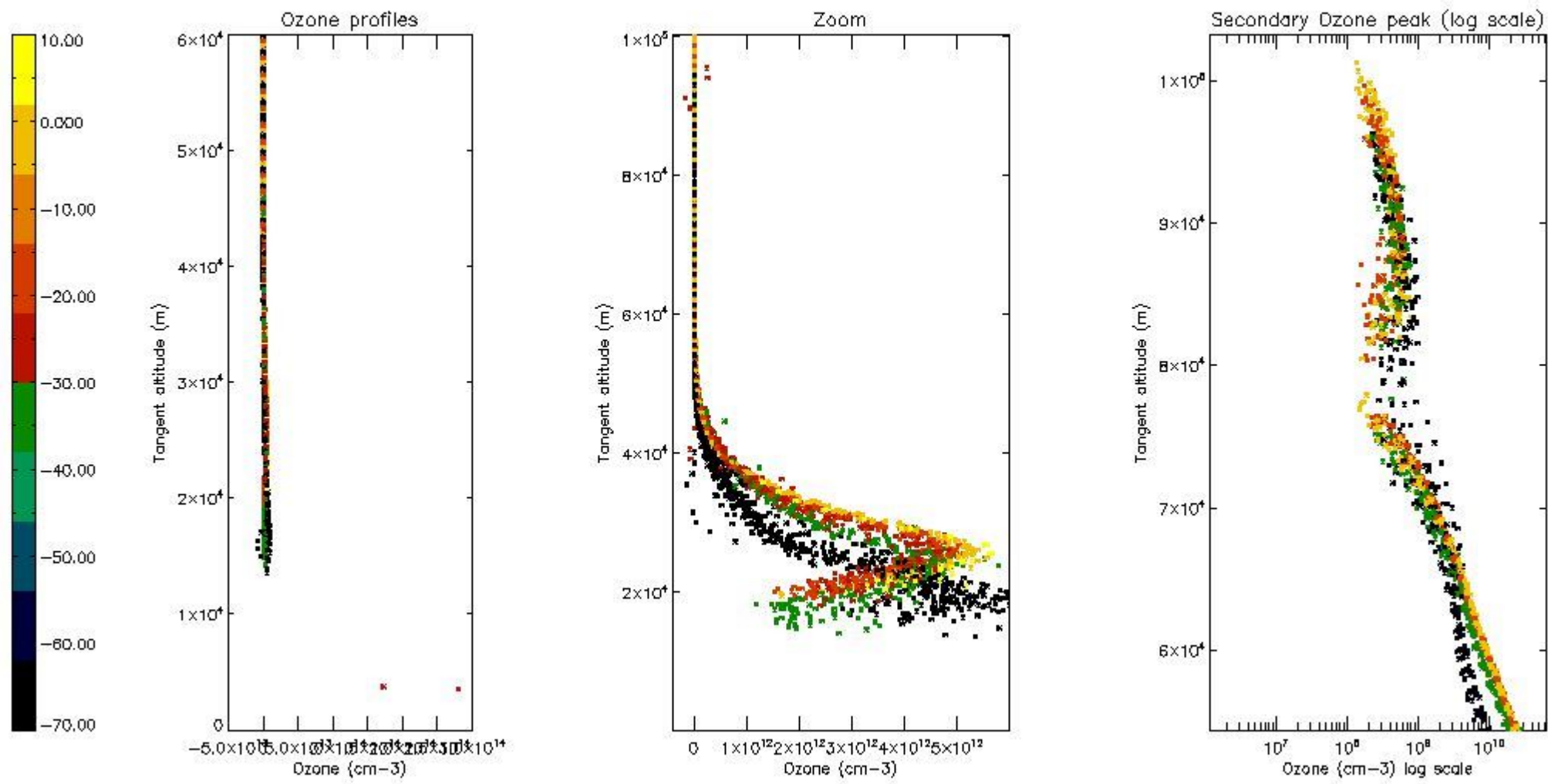
5.2 Plot ozone profiles for all STD (dark without errors)

The colorbar represents the latitude.



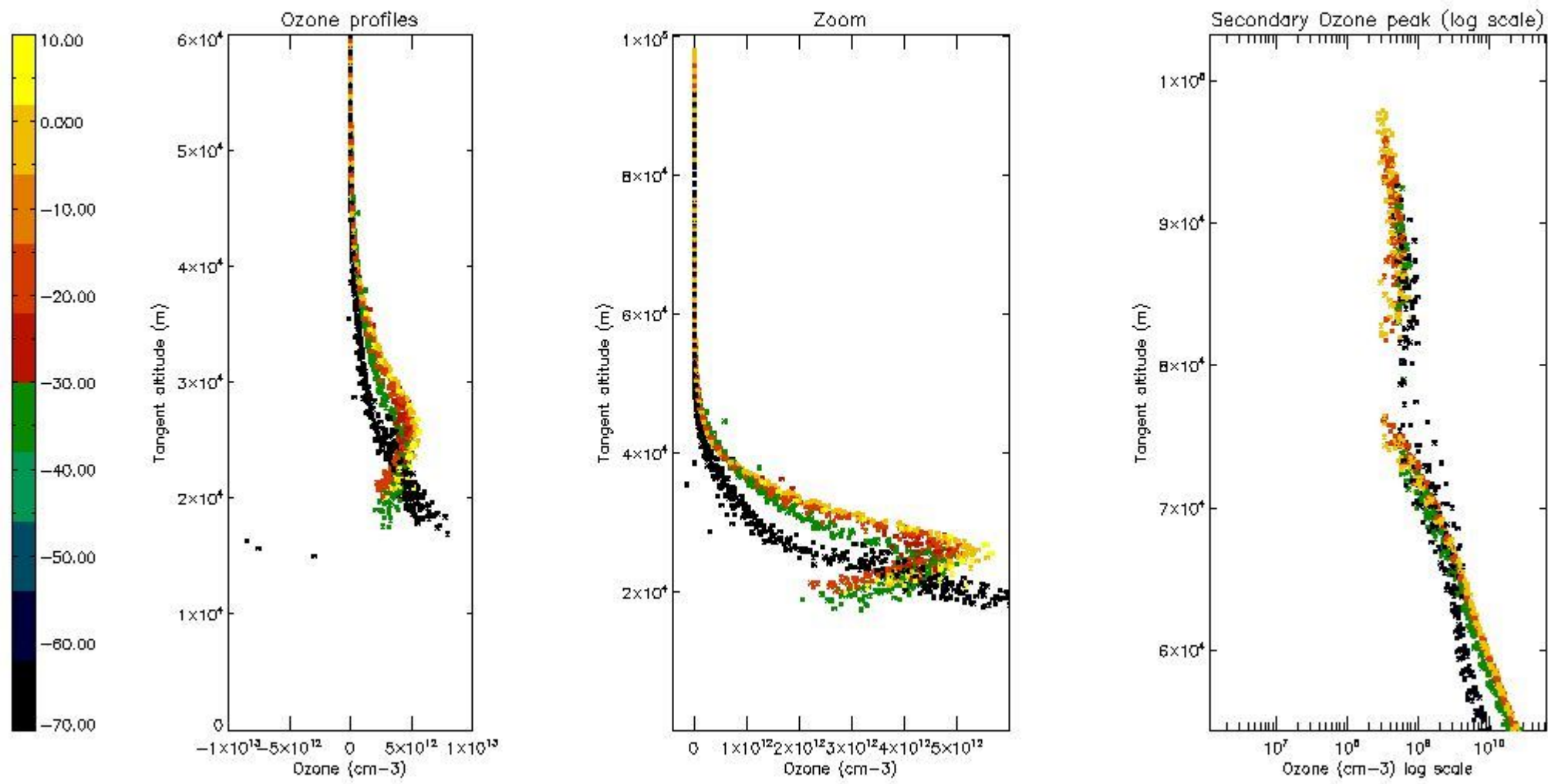
5.3 Plot ozone profiles where STD < 20% (dark without errors)

The colorbar represents the latitude.



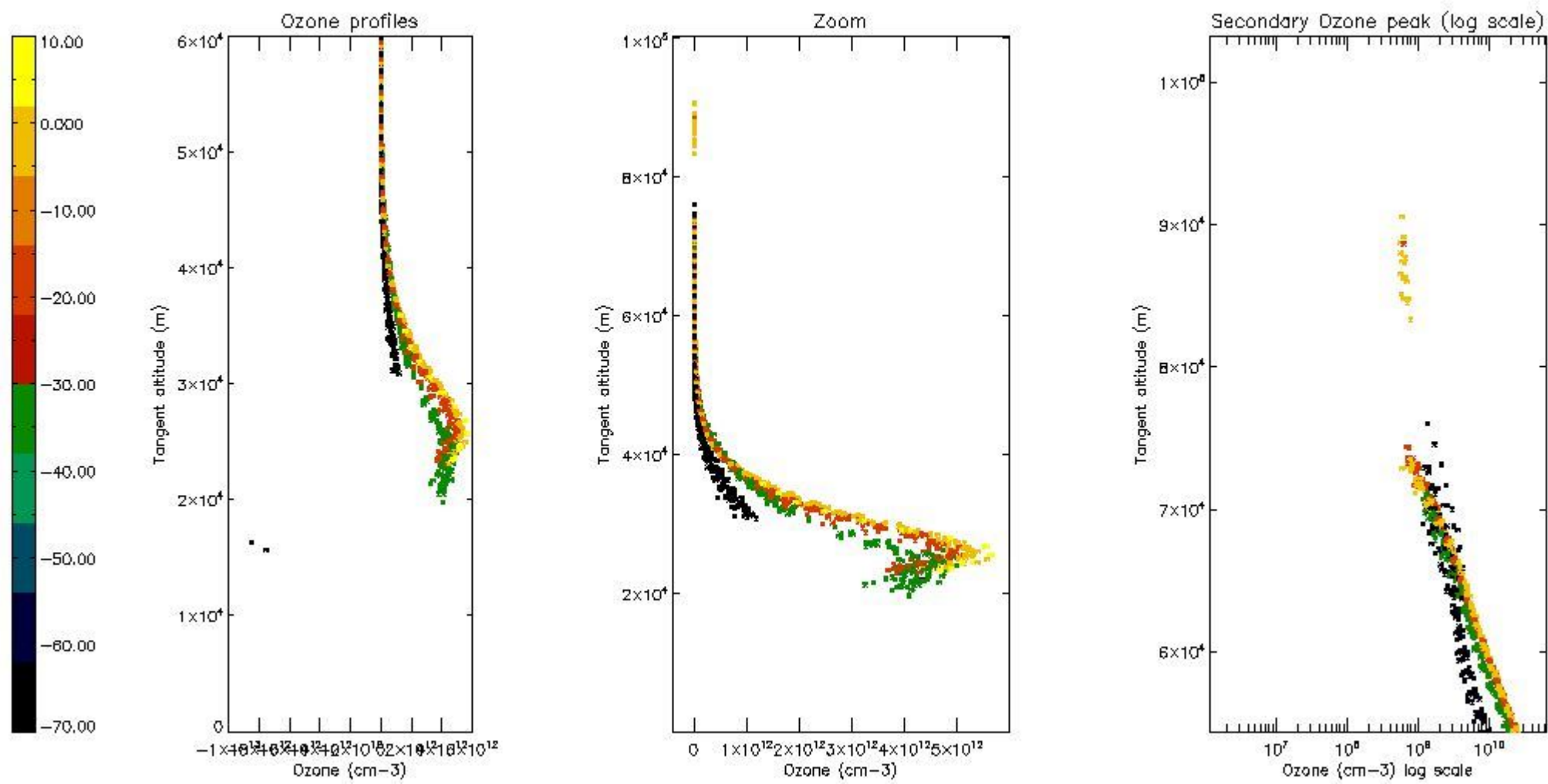
5.4 Plot ozone profiles where STD < 10% (dark without errors)

The colorbar represents the latitude.



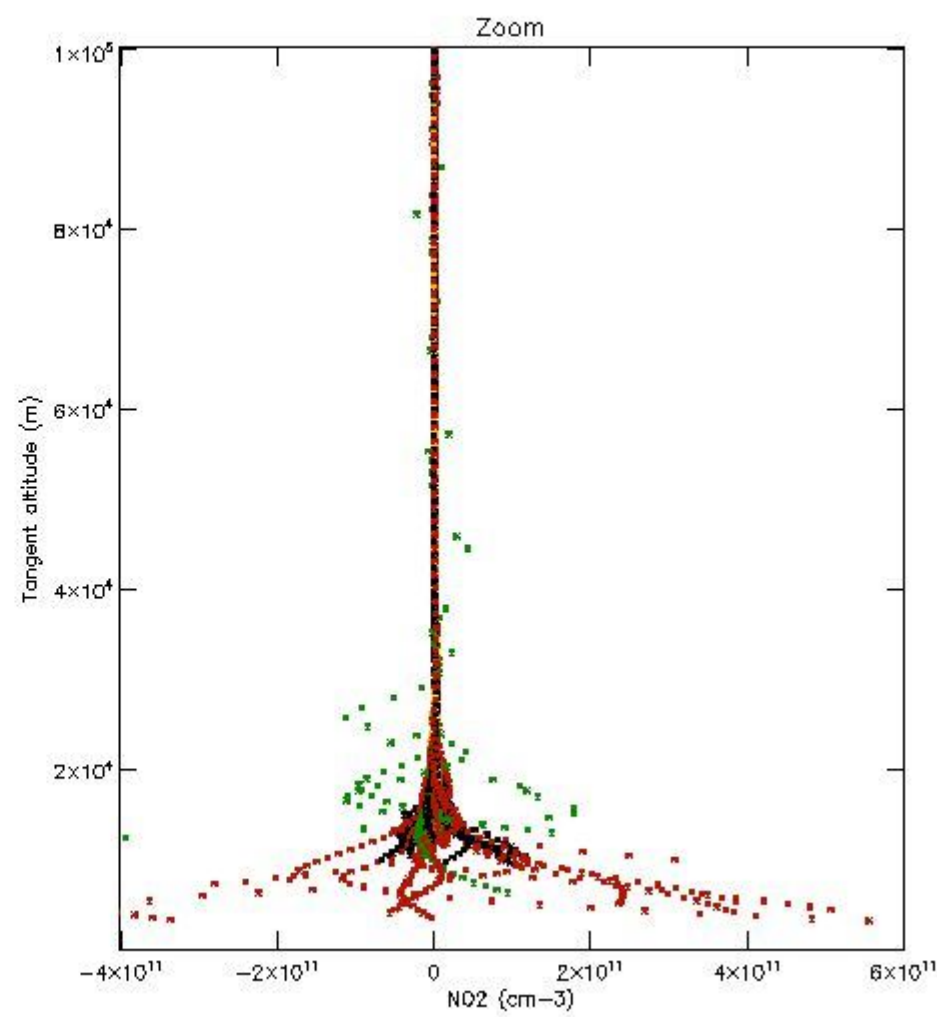
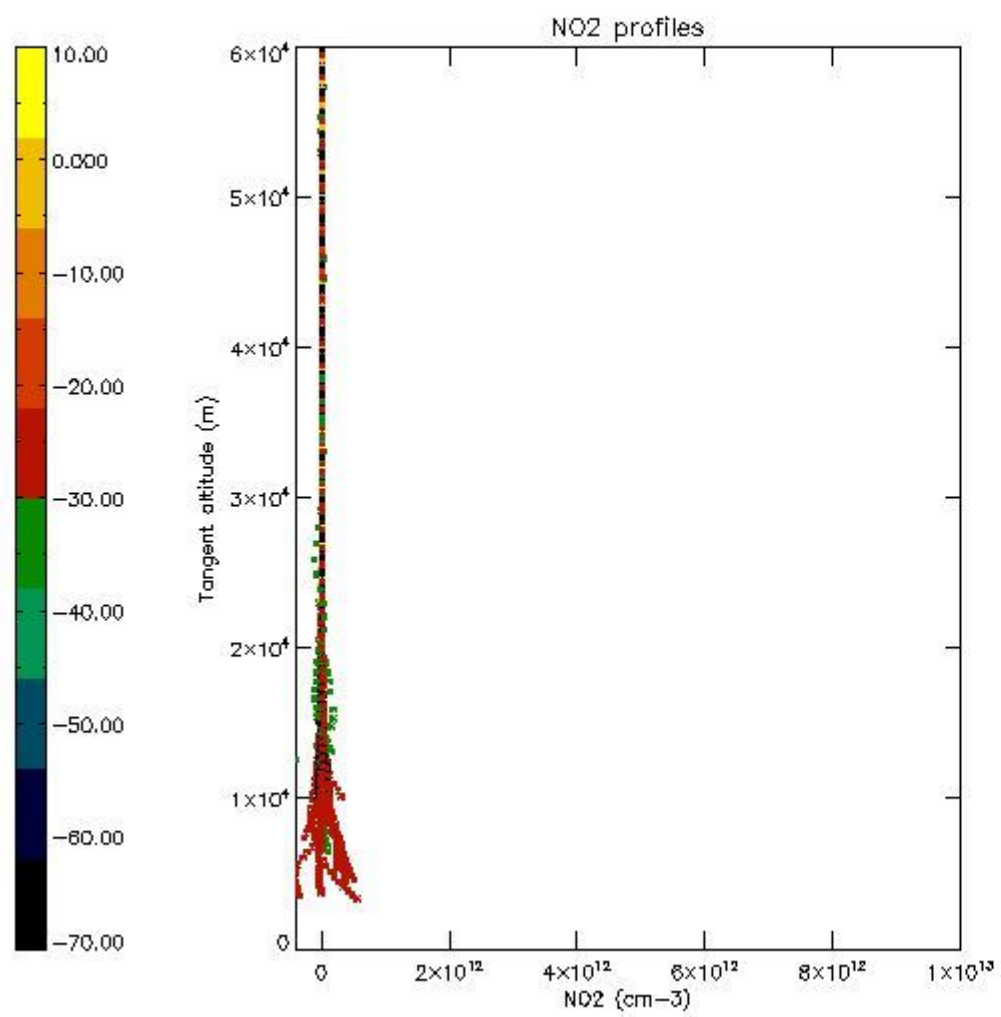
5.5 Plot ozone profiles where STD < 5% (dark without errors)

The colorbar represents the latitude.



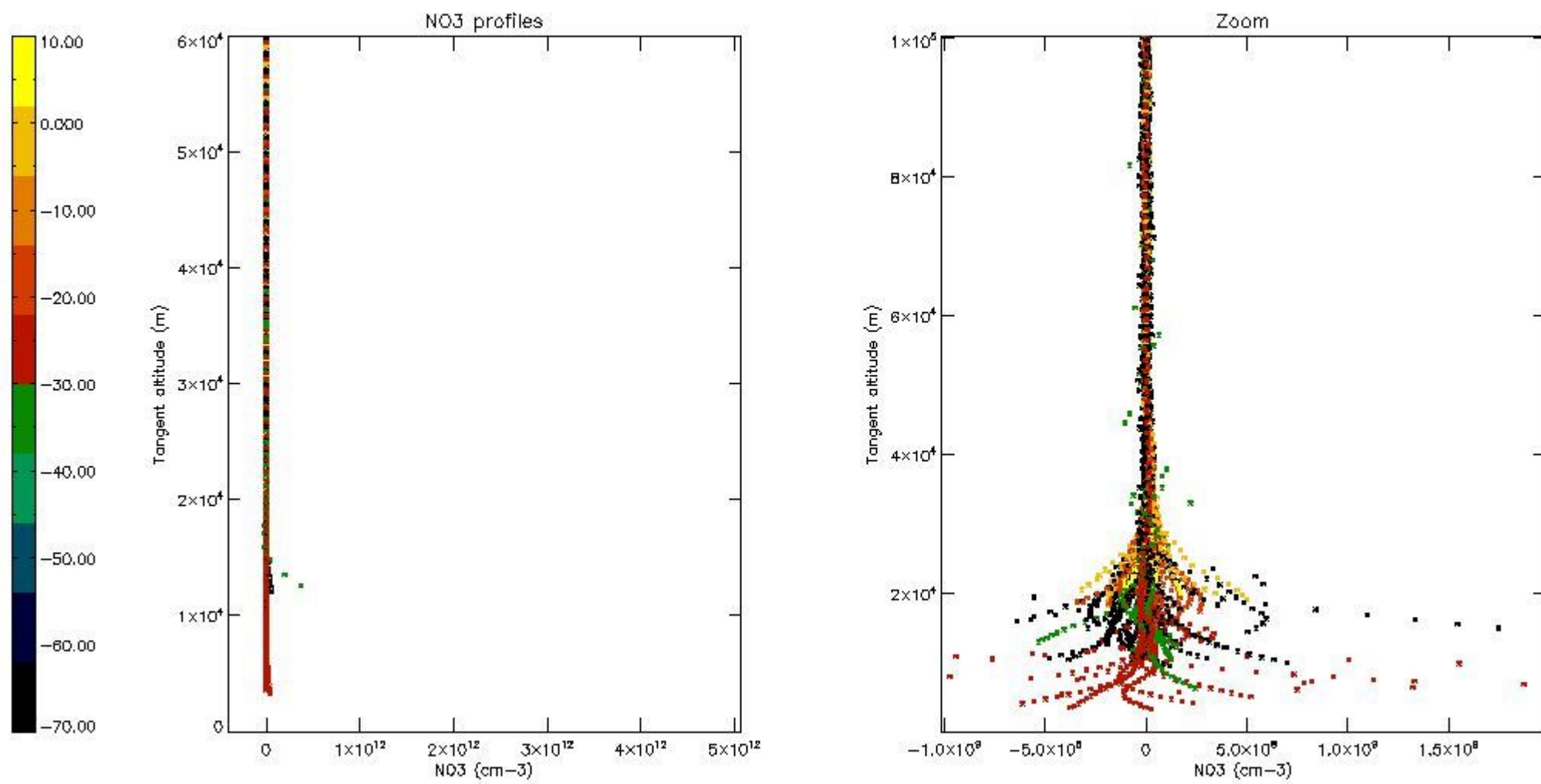
5.6 Plot NO₂ profiles for all STD (dark without errors)

The colorbar represents the latitude.



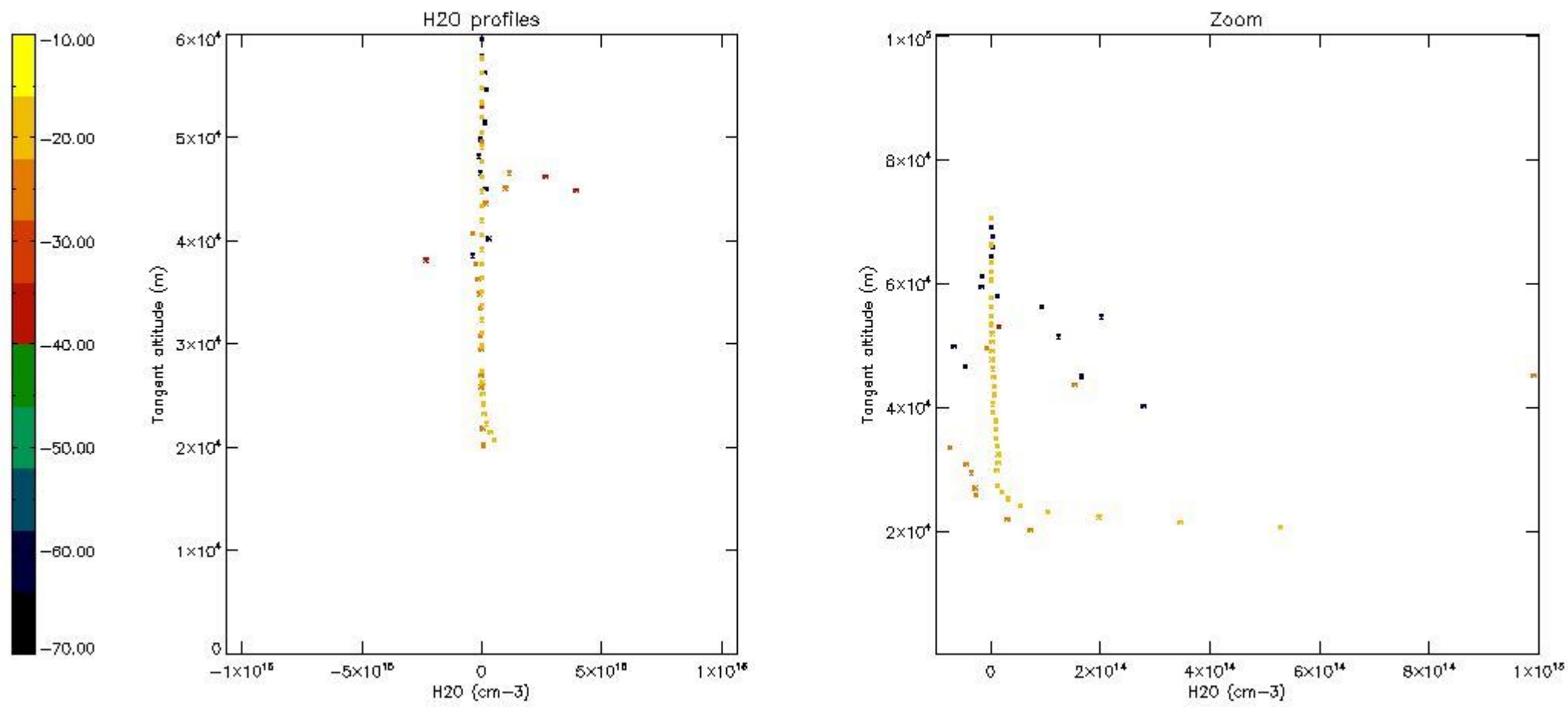
5.7 Plot NO3 profiles for all STD (dark without errors)

The colorbar represents the latitude.



5.8 Plot H2O profiles for all STD (only for occultations of stars 1,2,3,4,13,14,16,26,63 dark without errors)

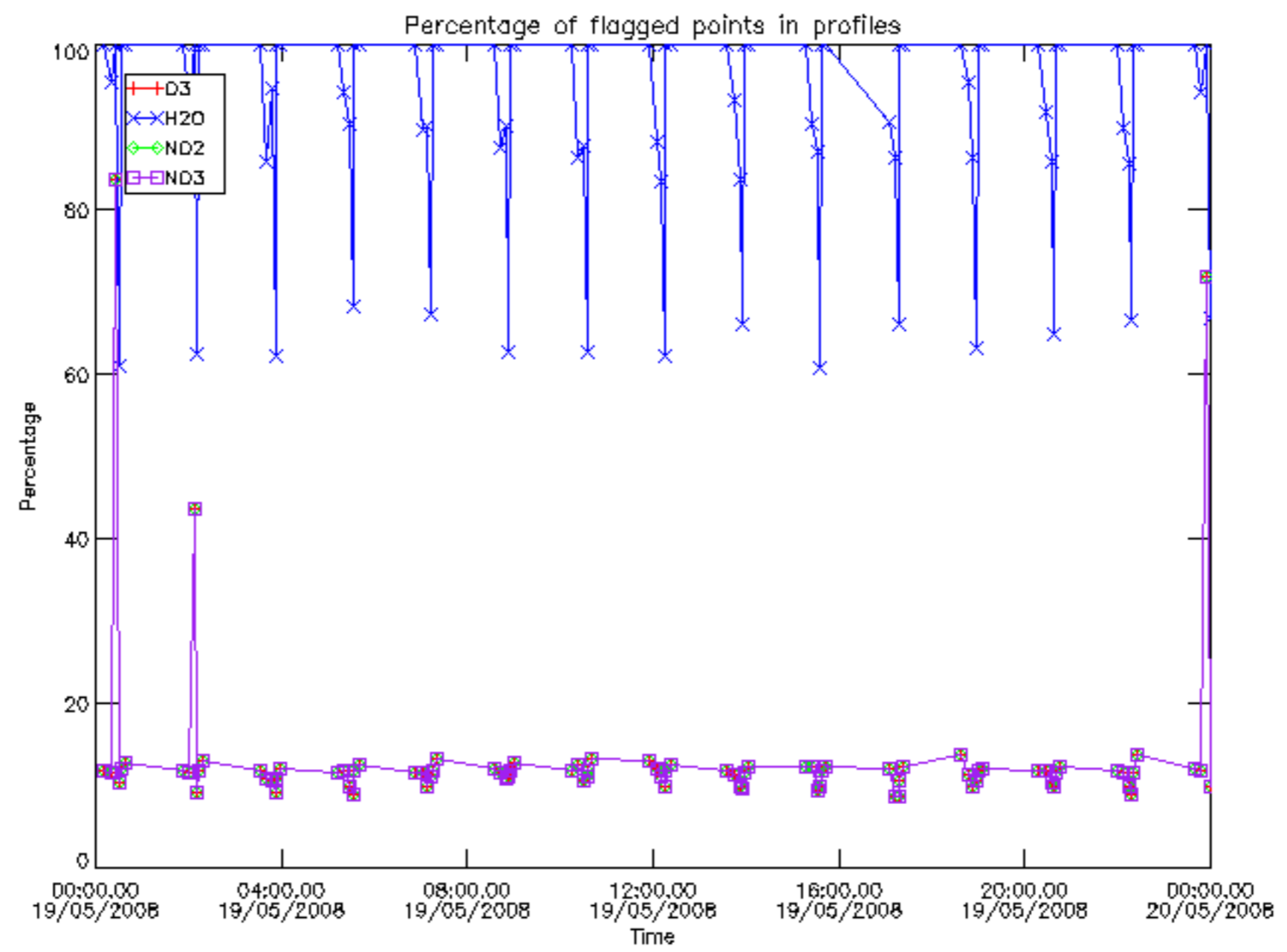
The colorbar represents the latitude.



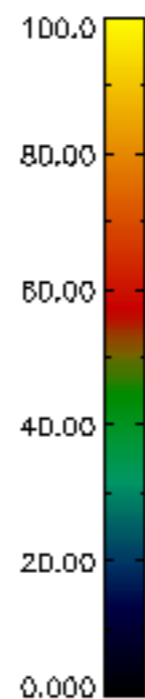
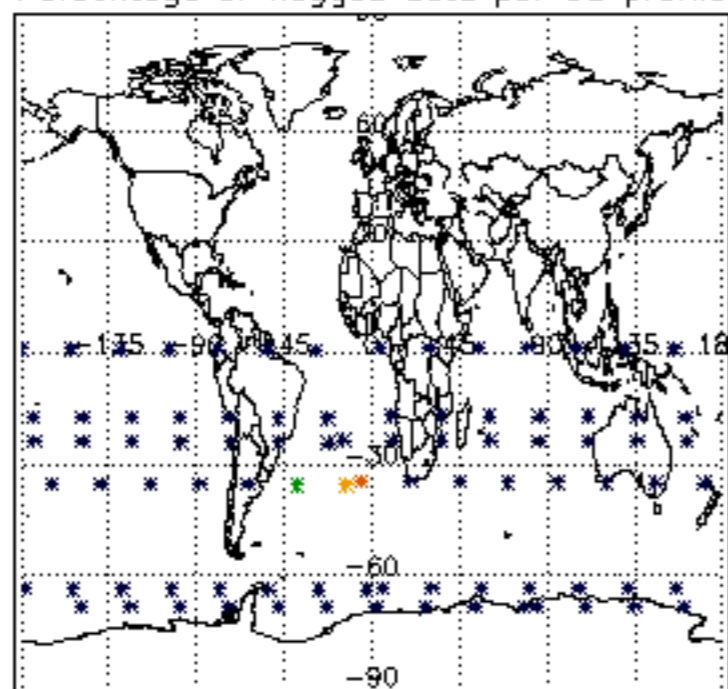
6. Auxiliary Data Files used for the production reported in section 2

The number reported in the third column indicates since which file (see list in section 2) the corresponding auxiliary file has been used. The fourth column is the date of those product files.

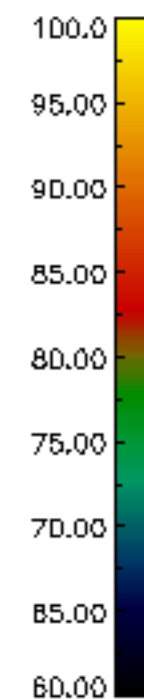
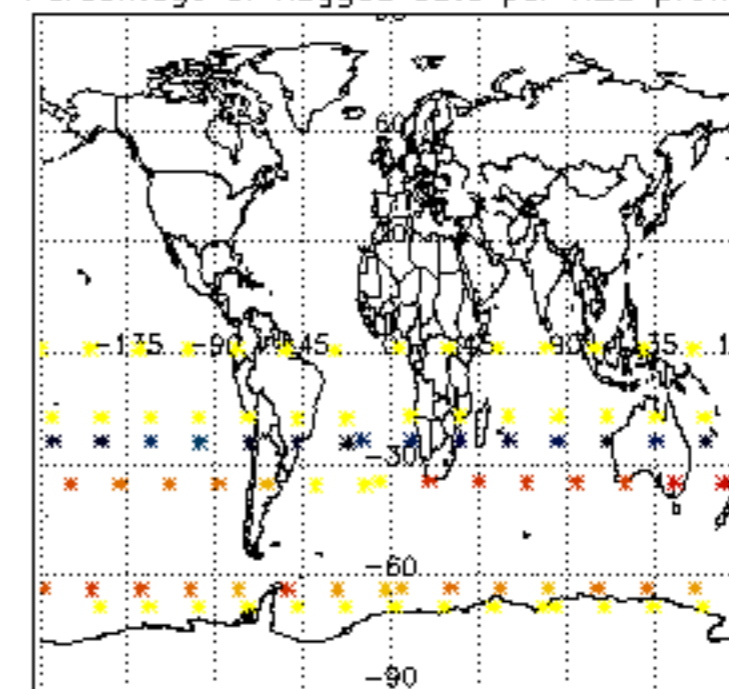
Type	Auxiliary Filename	Used since product	Used since product date
INST_PHYS_CHARACTERISTICS	GOM_INS_AXVIEC20091111_143220_20030716_120000_20500101_000000	1	19-MAY-2008 00:06:37
LEVEL-2_PROC_CONFIG	GOM_PR2_AXVIEC20091111_152718_20020301_000000_20500101_000000	1	19-MAY-2008 00:06:37
CROSS_SECTIONS_FILE	GOM_CRS_AXVIEC20091111_154832_20020301_000000_20500101_000000	1	19-MAY-2008 00:06:37



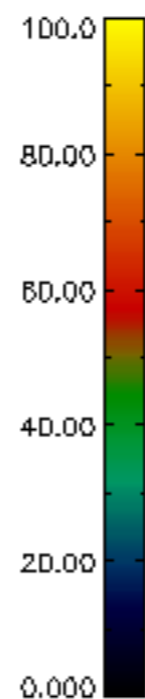
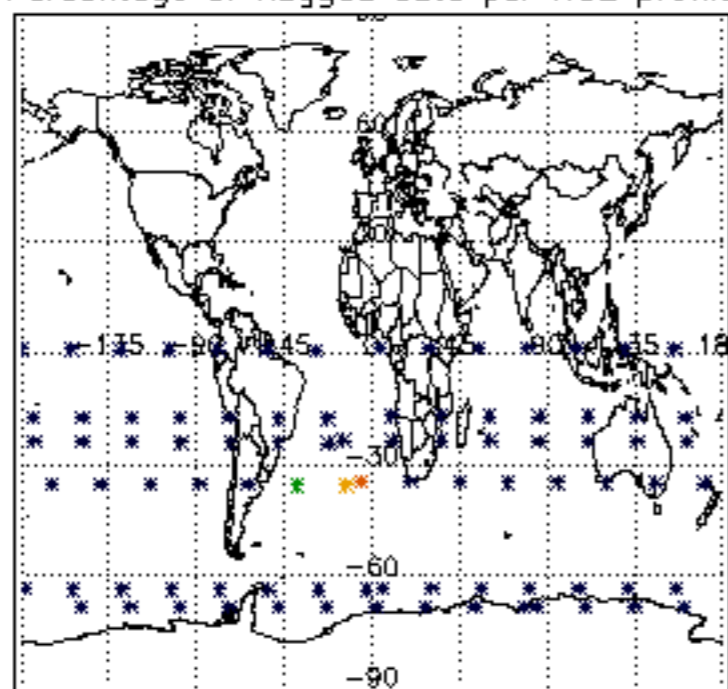
Percentage of flagged data per D3 profile



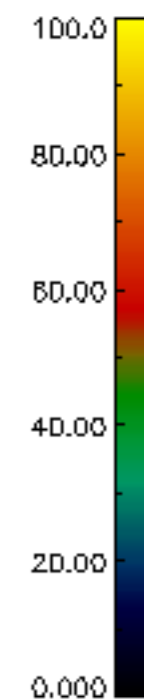
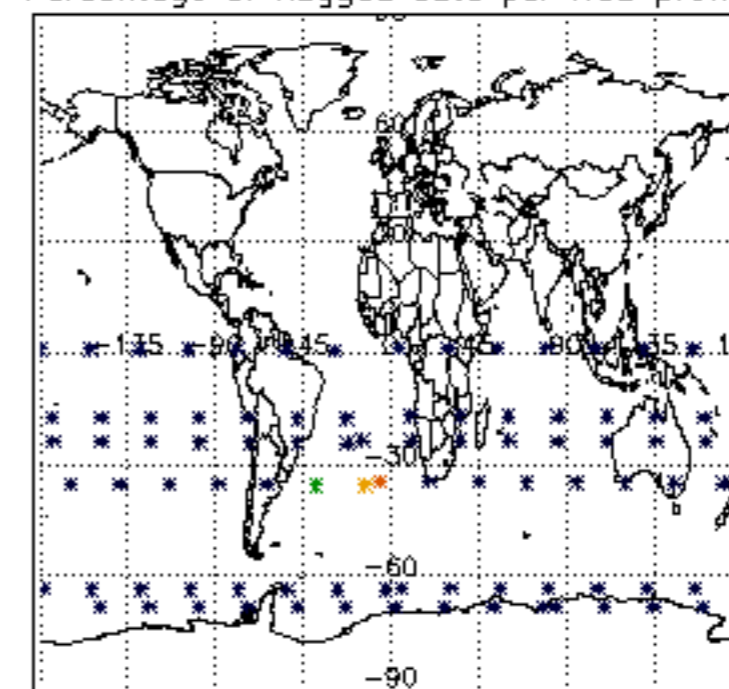
Percentage of flagged data per H2O profile

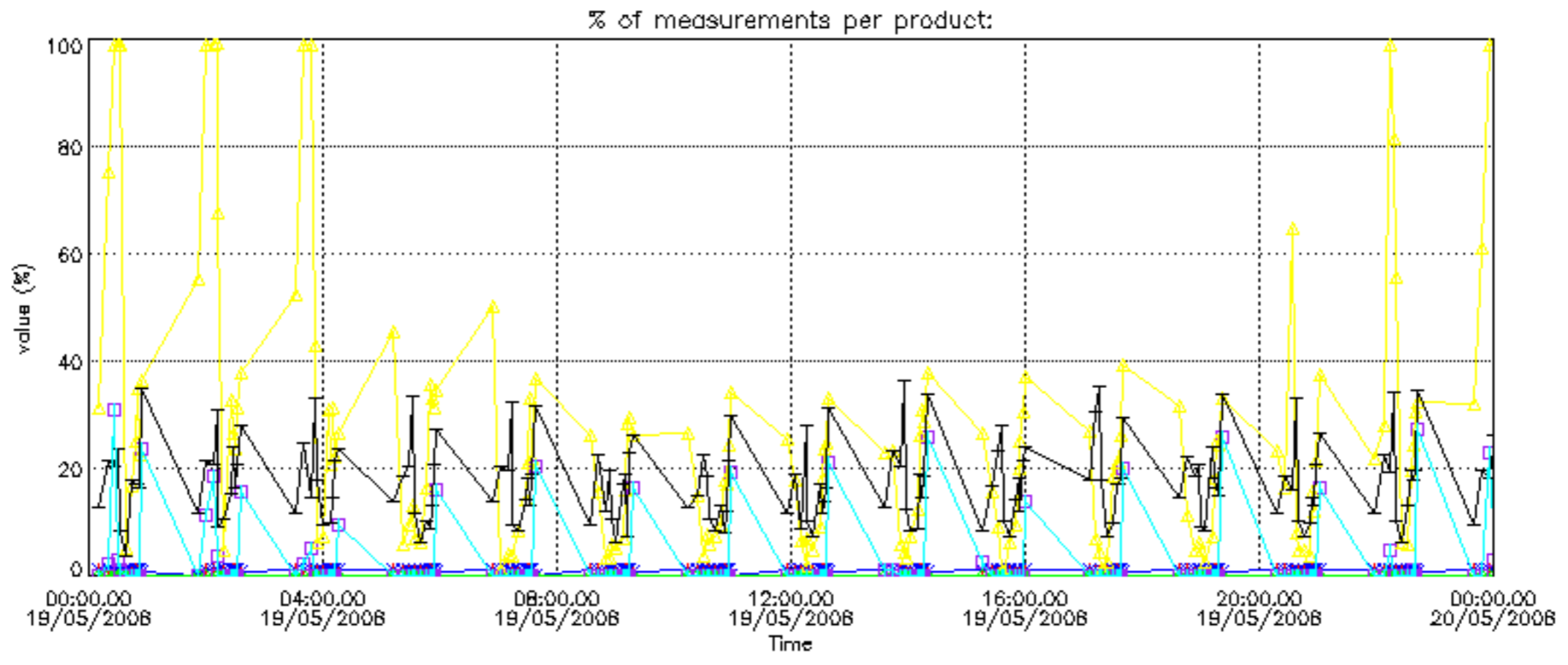


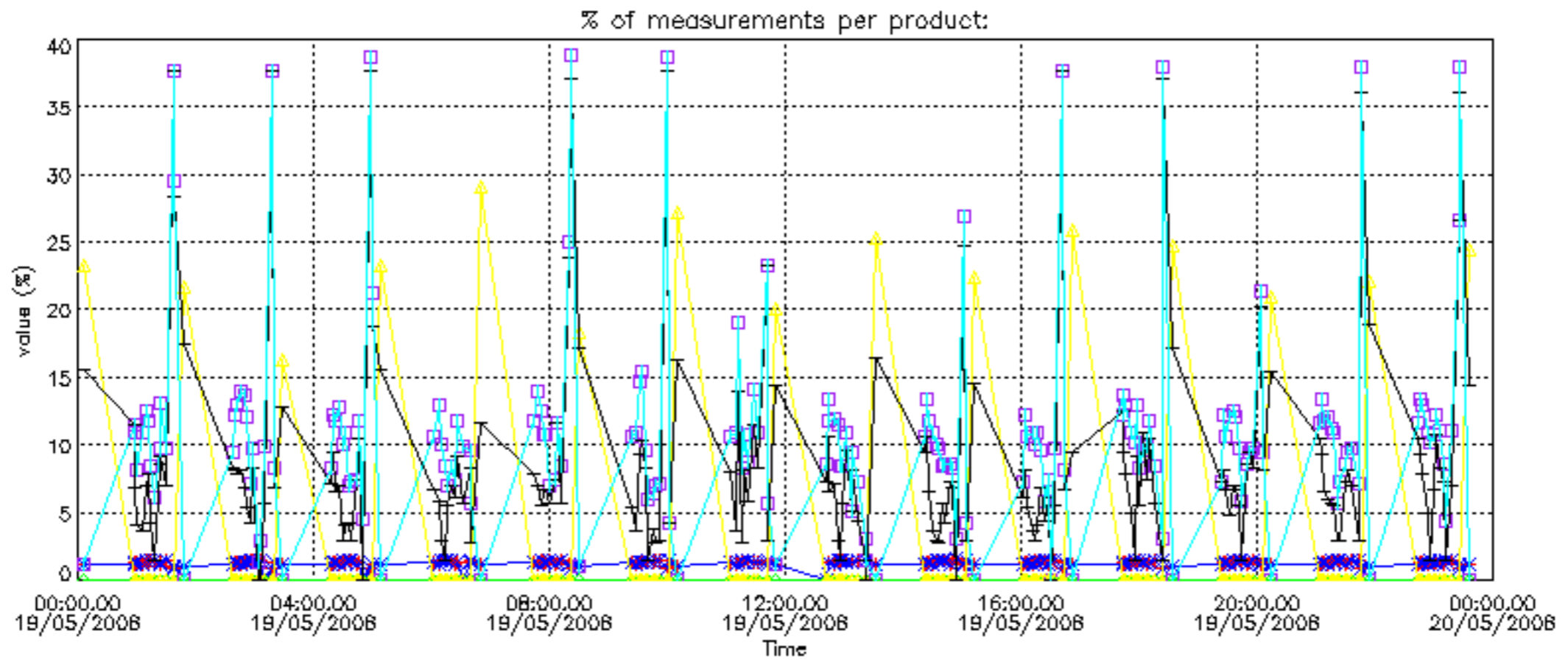
Percentage of flagged data per NO2 profile



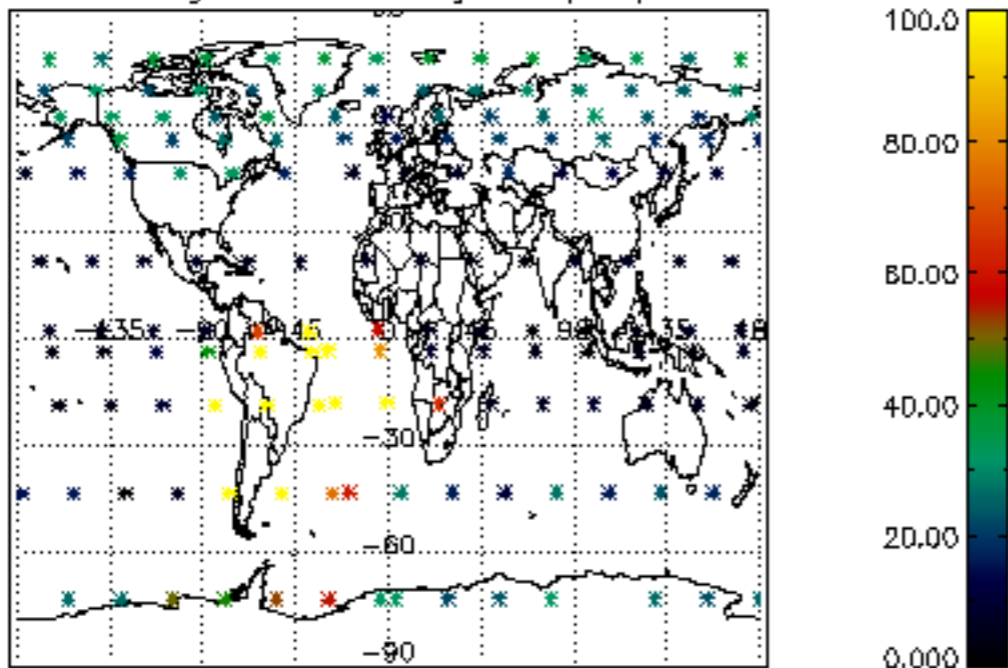
Percentage of flagged data per NO3 profile



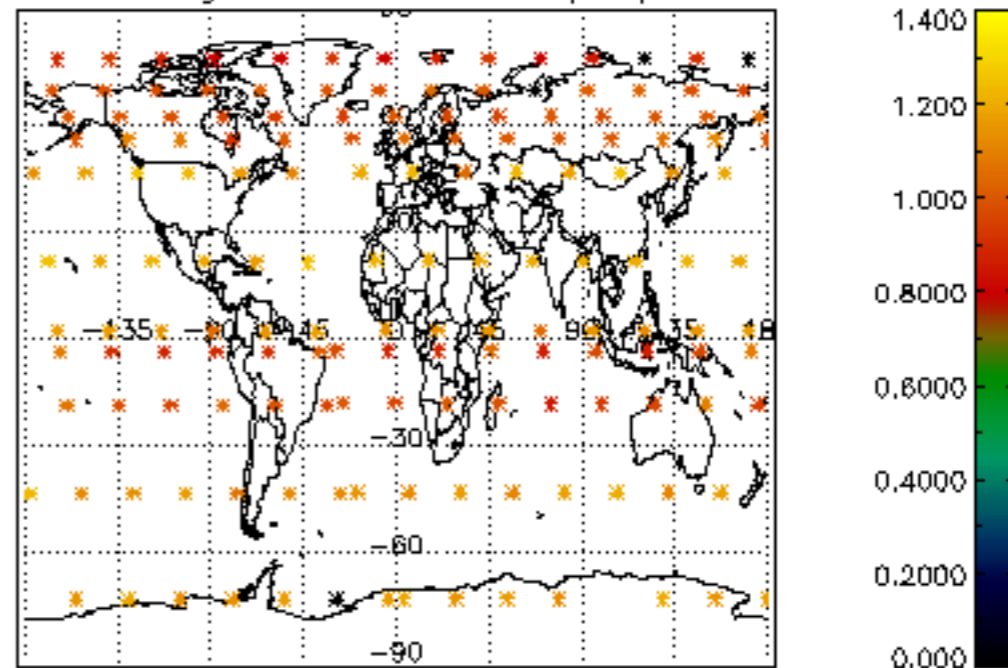




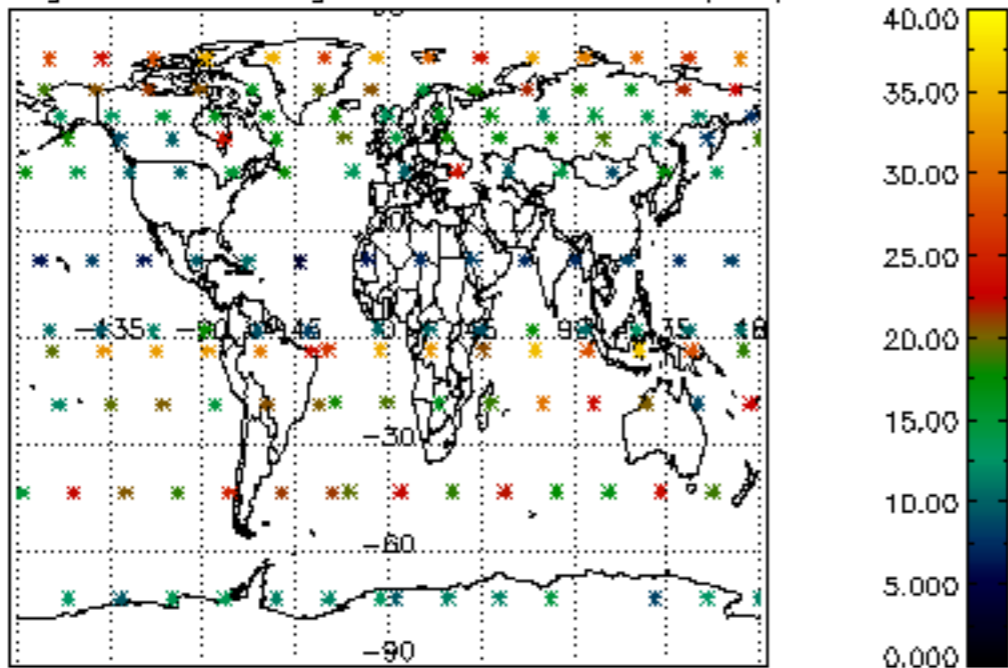
Percentage of cosmic ray hits per profile



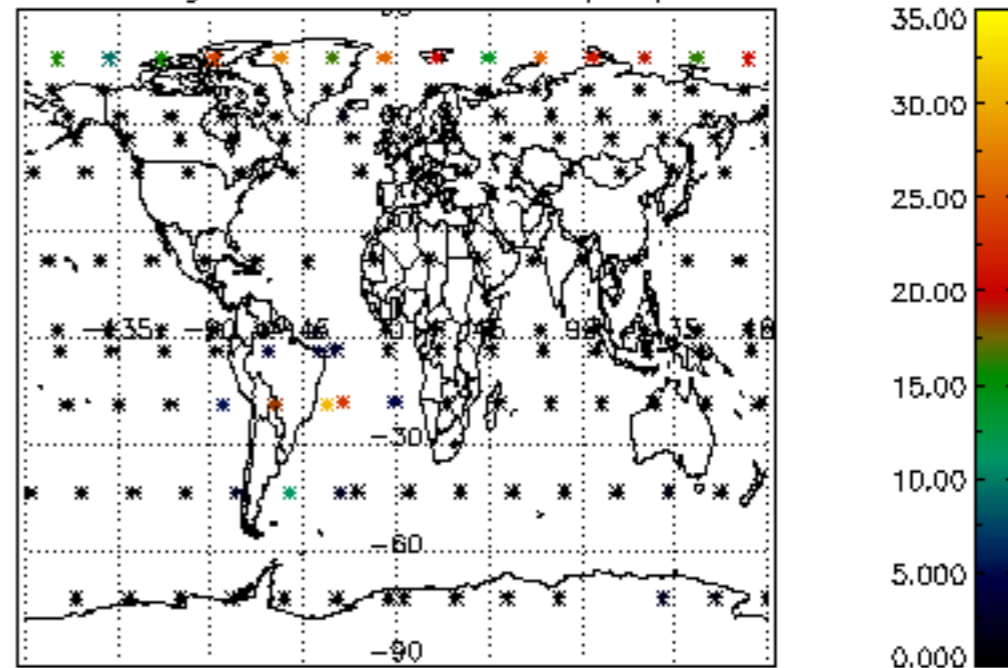
Percentage of datation errors per profile



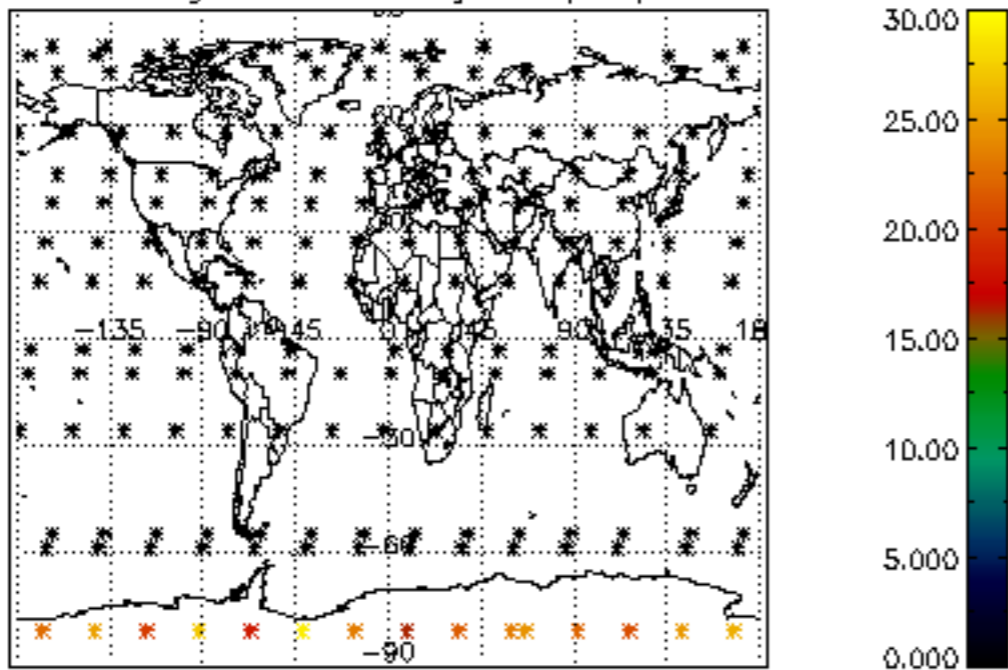
Percentage of star falling outside central band per profile



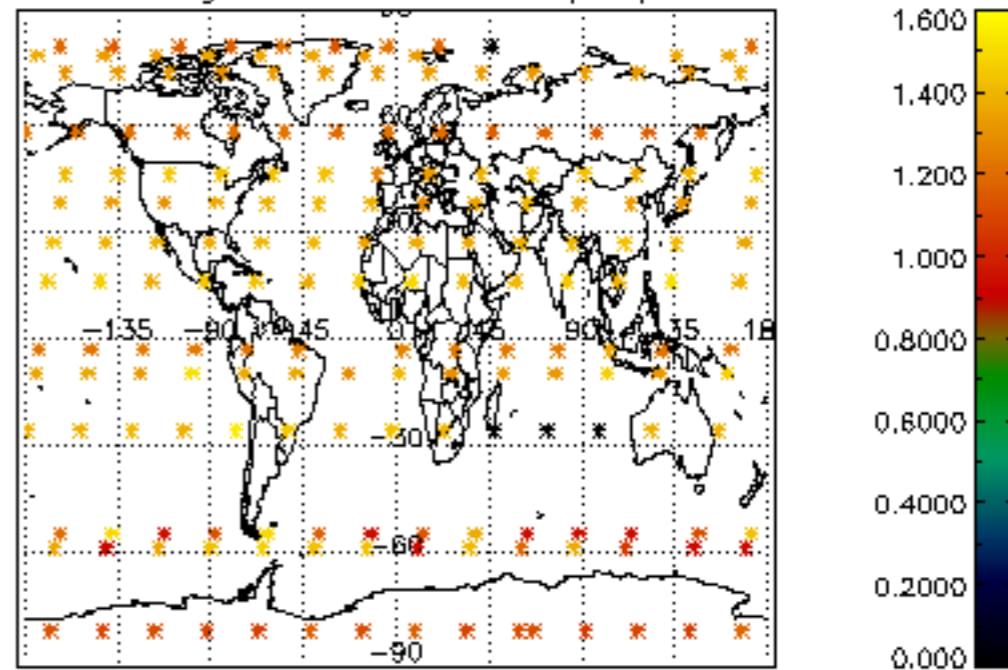
Percentage of saturation errors per profile



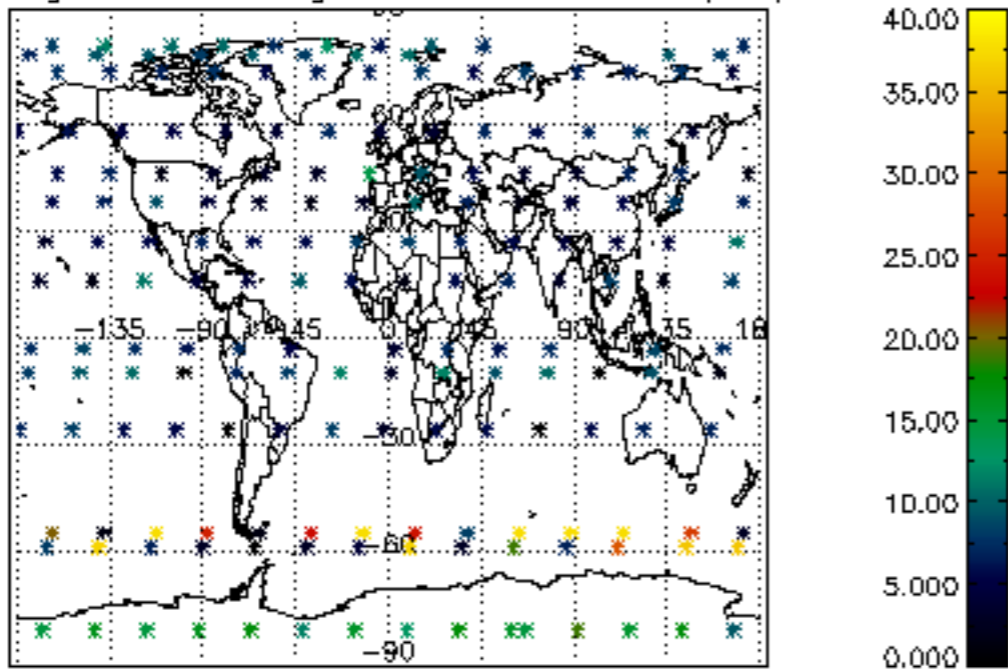
Percentage of cosmic ray hits per profile



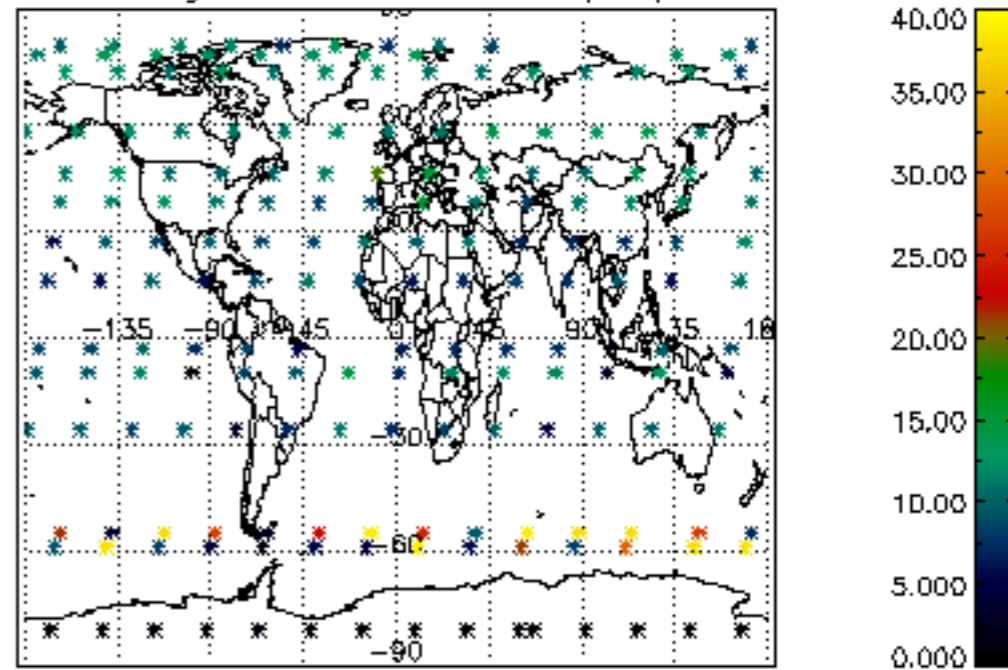
Percentage of datation errors per profile

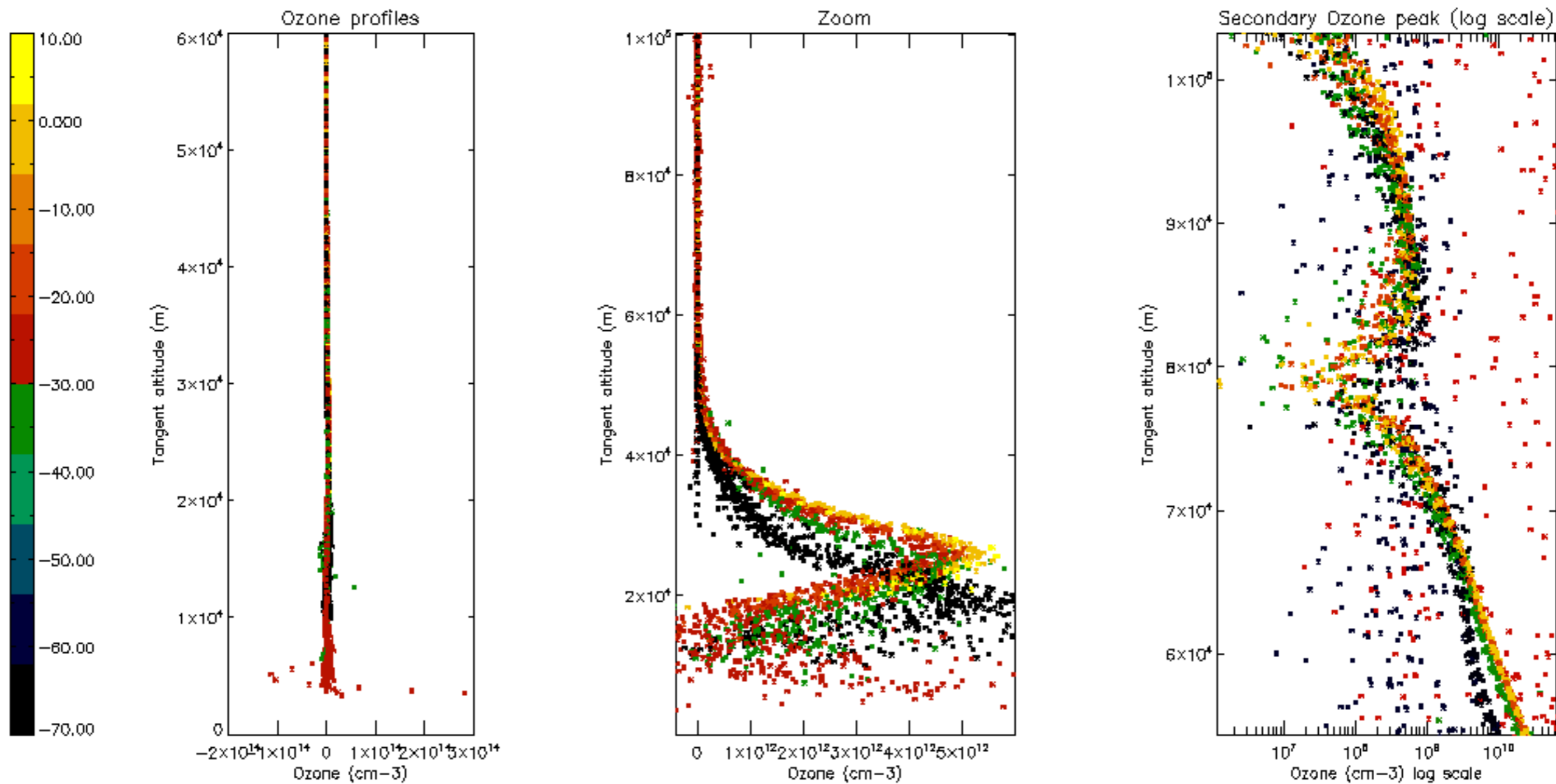


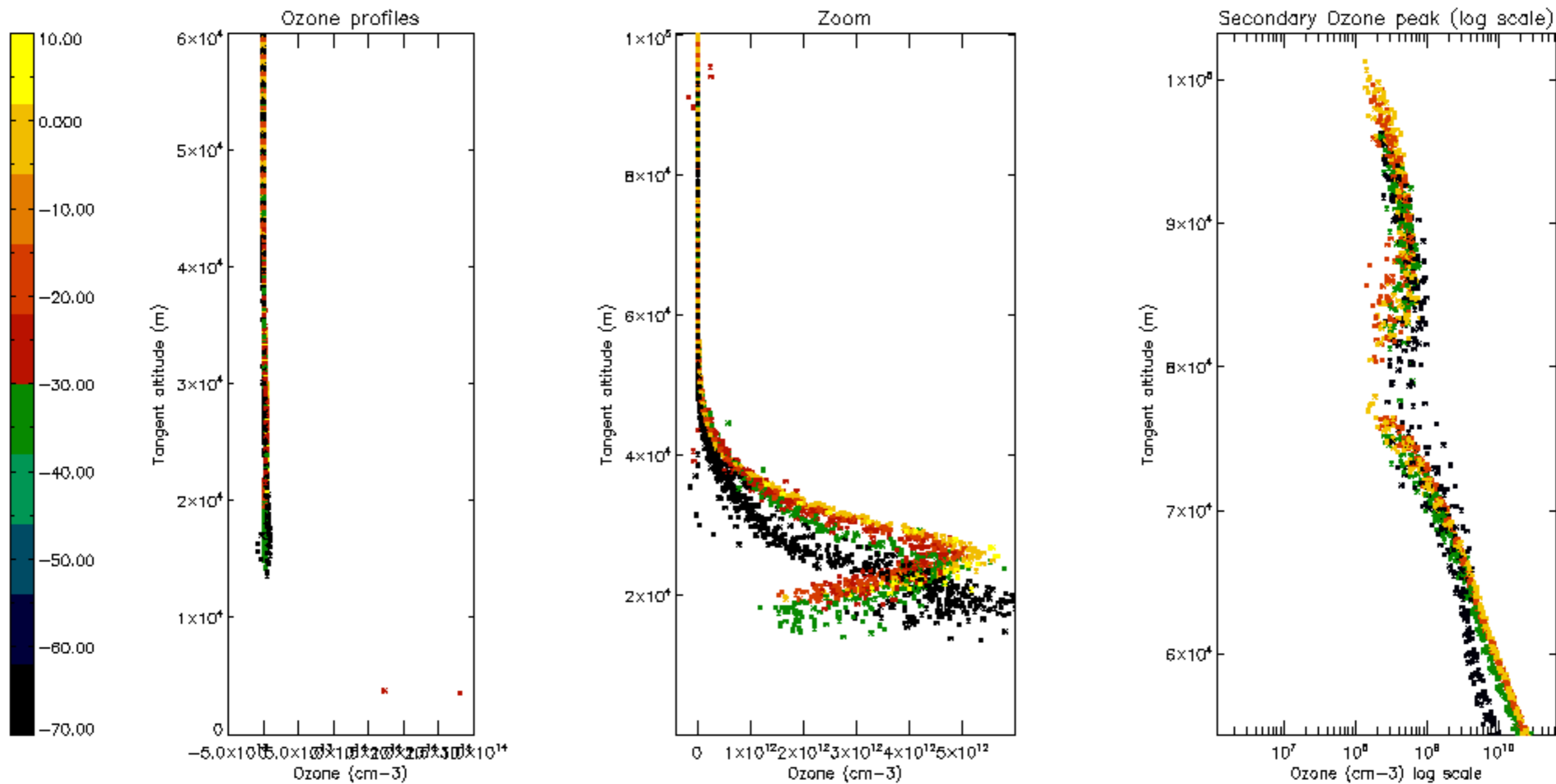
Percentage of star falling outside central band per profile

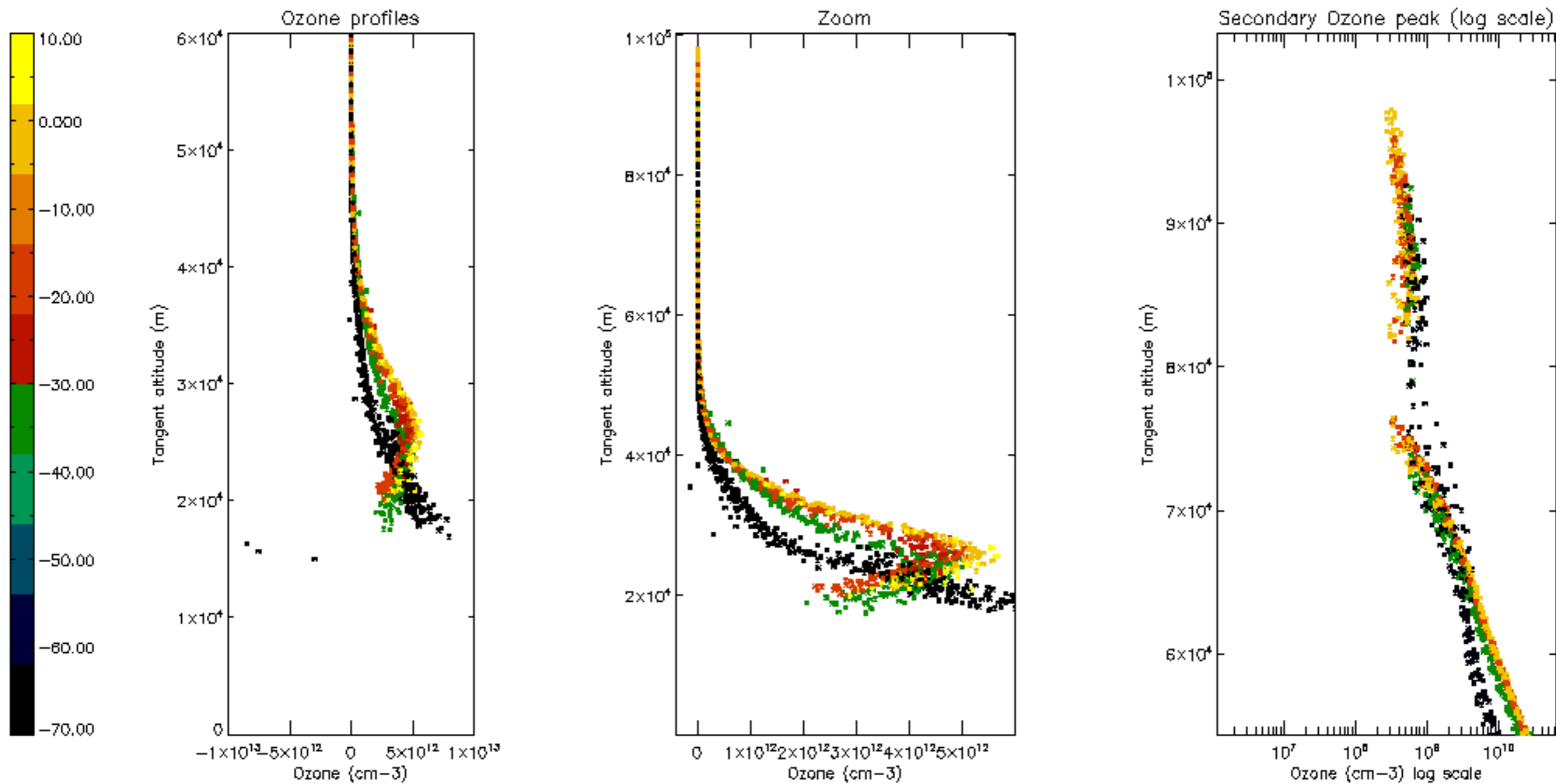


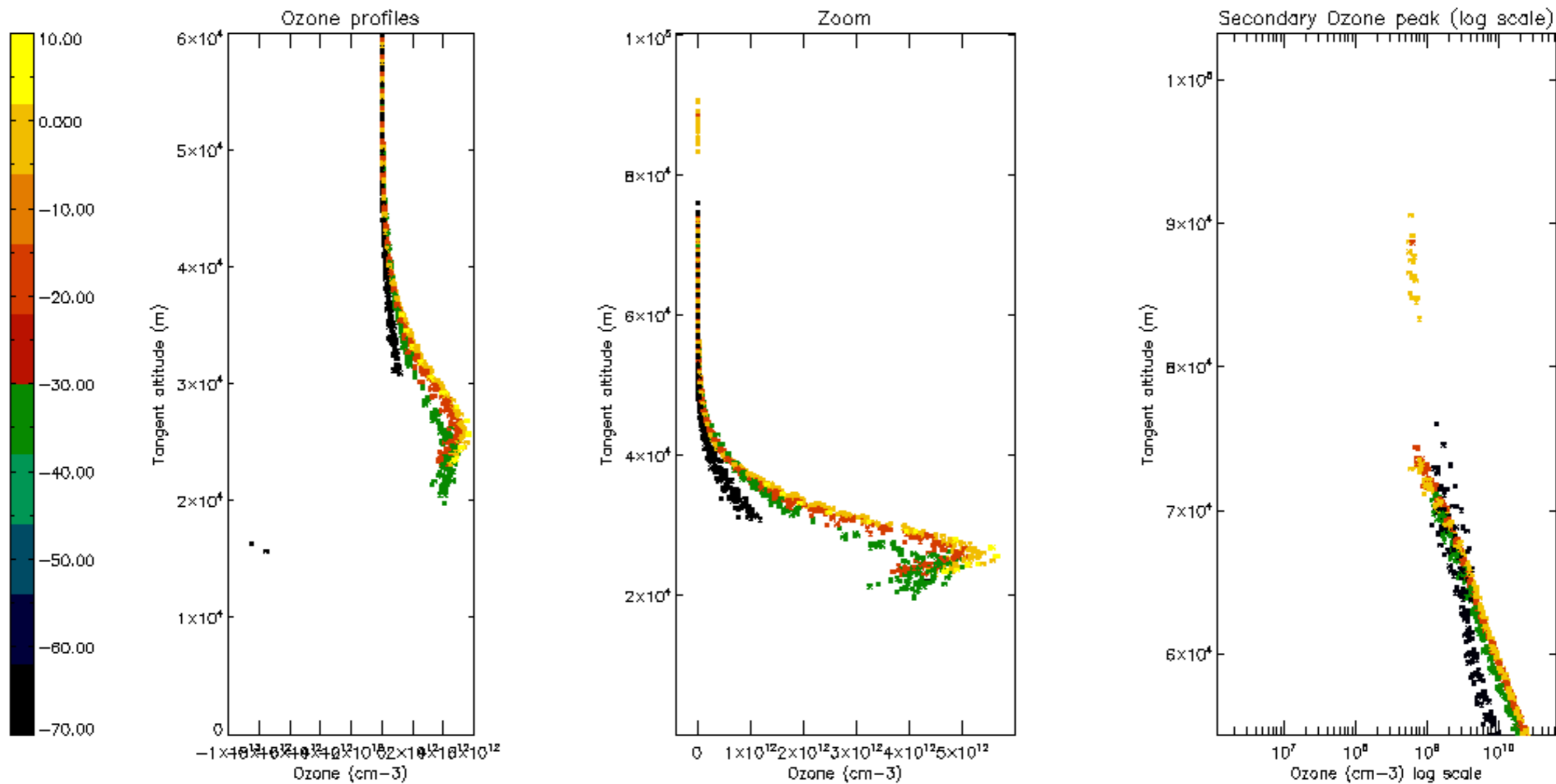
Percentage of saturation errors per profile

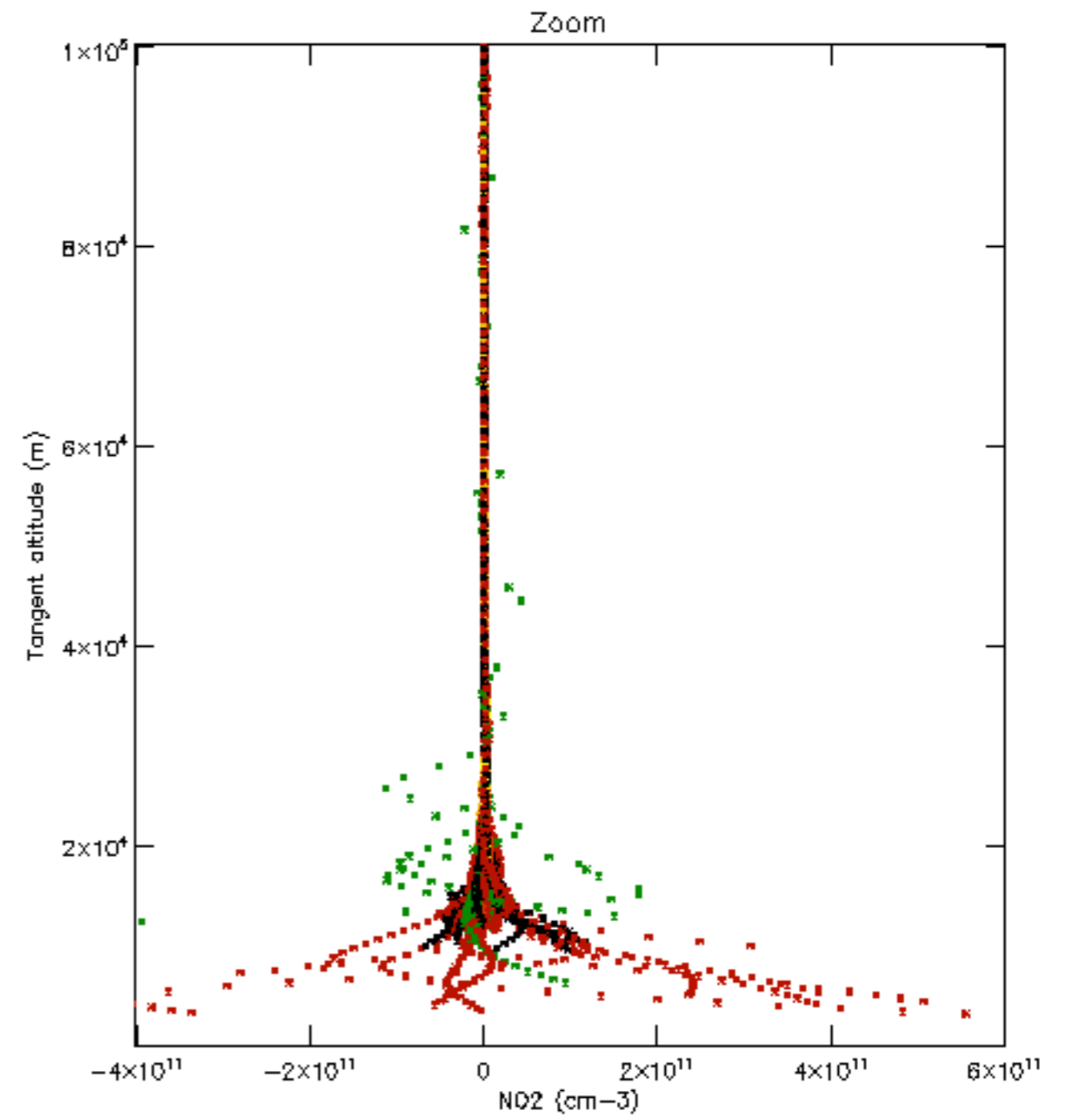
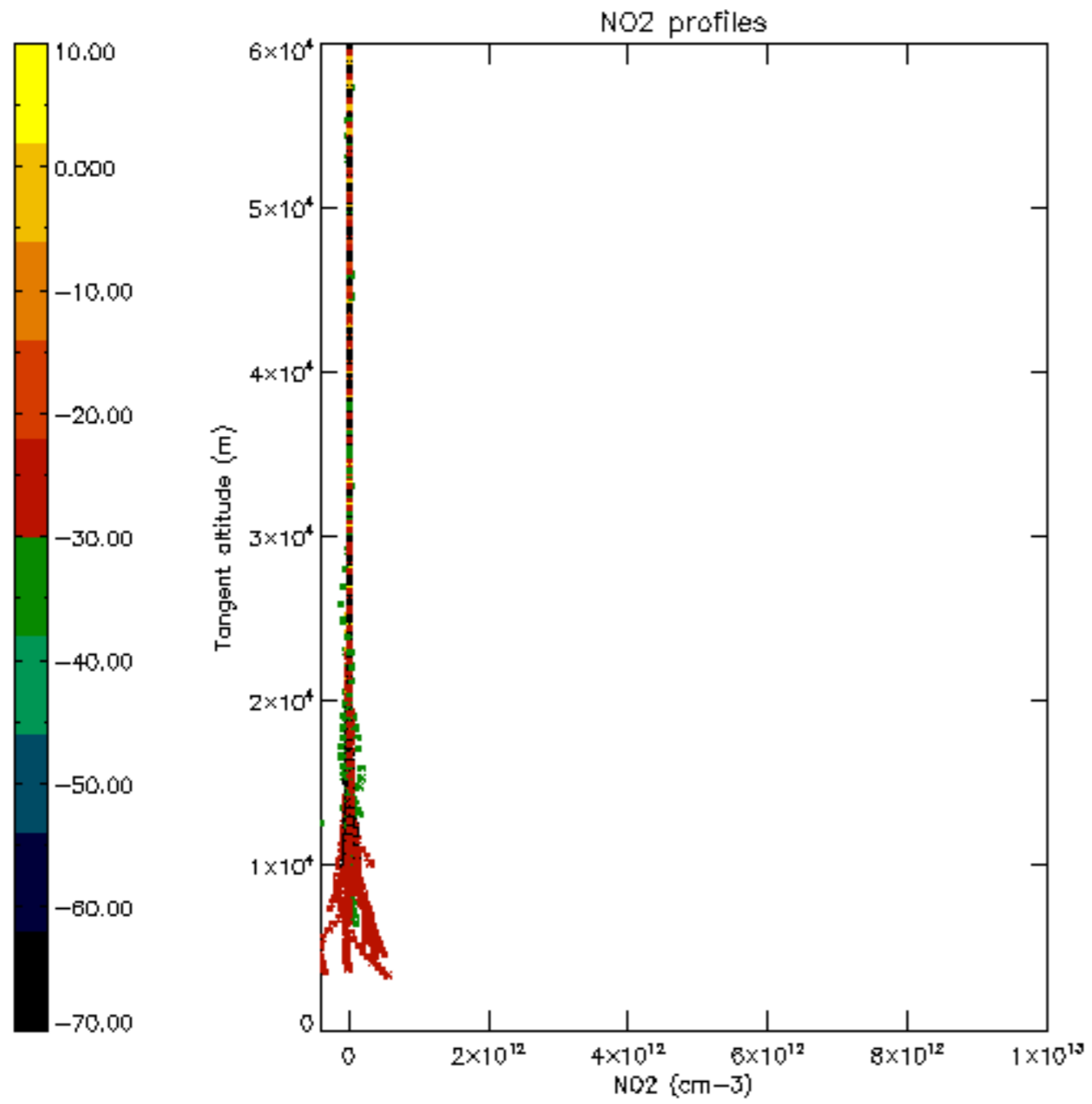


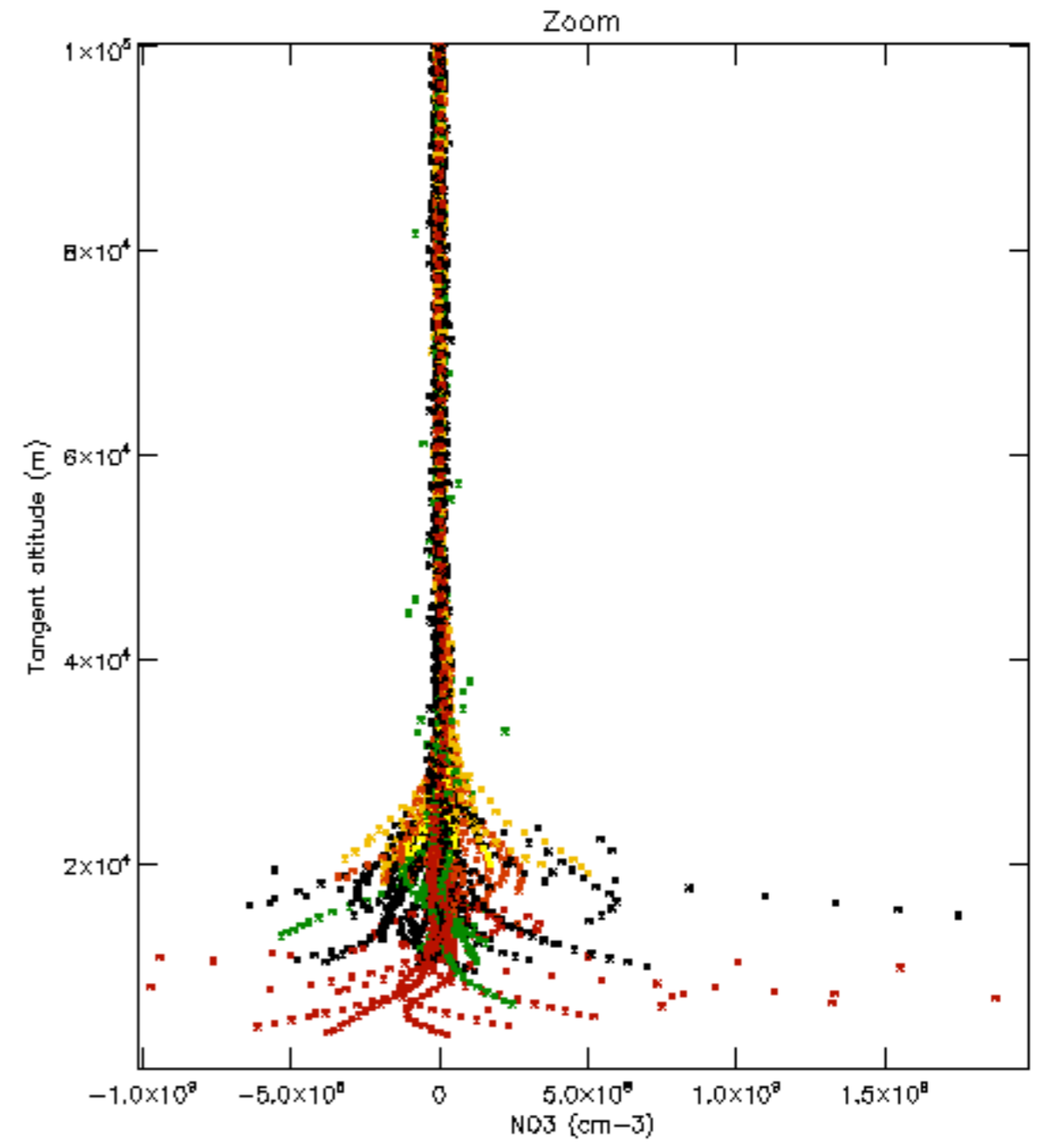
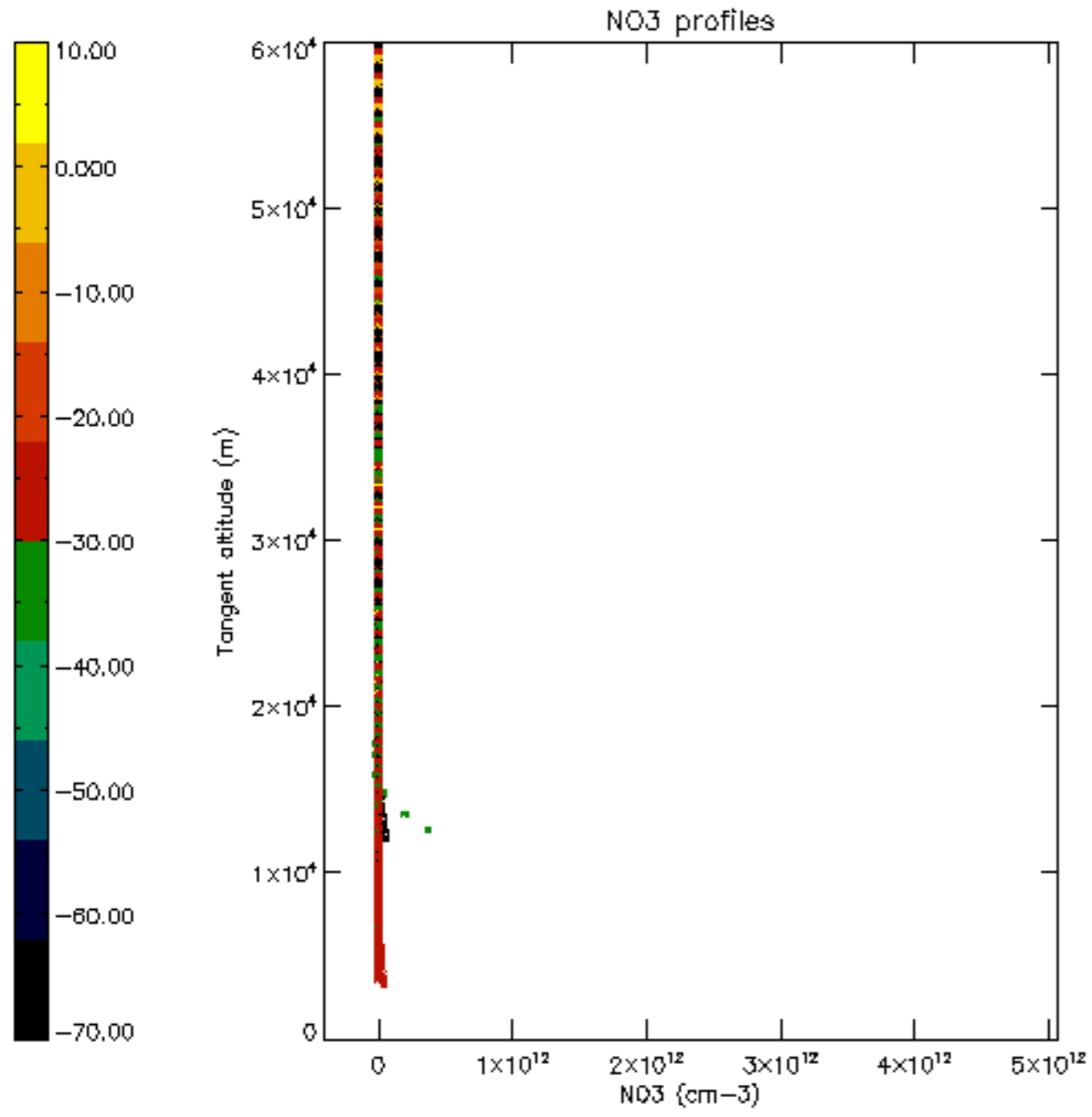


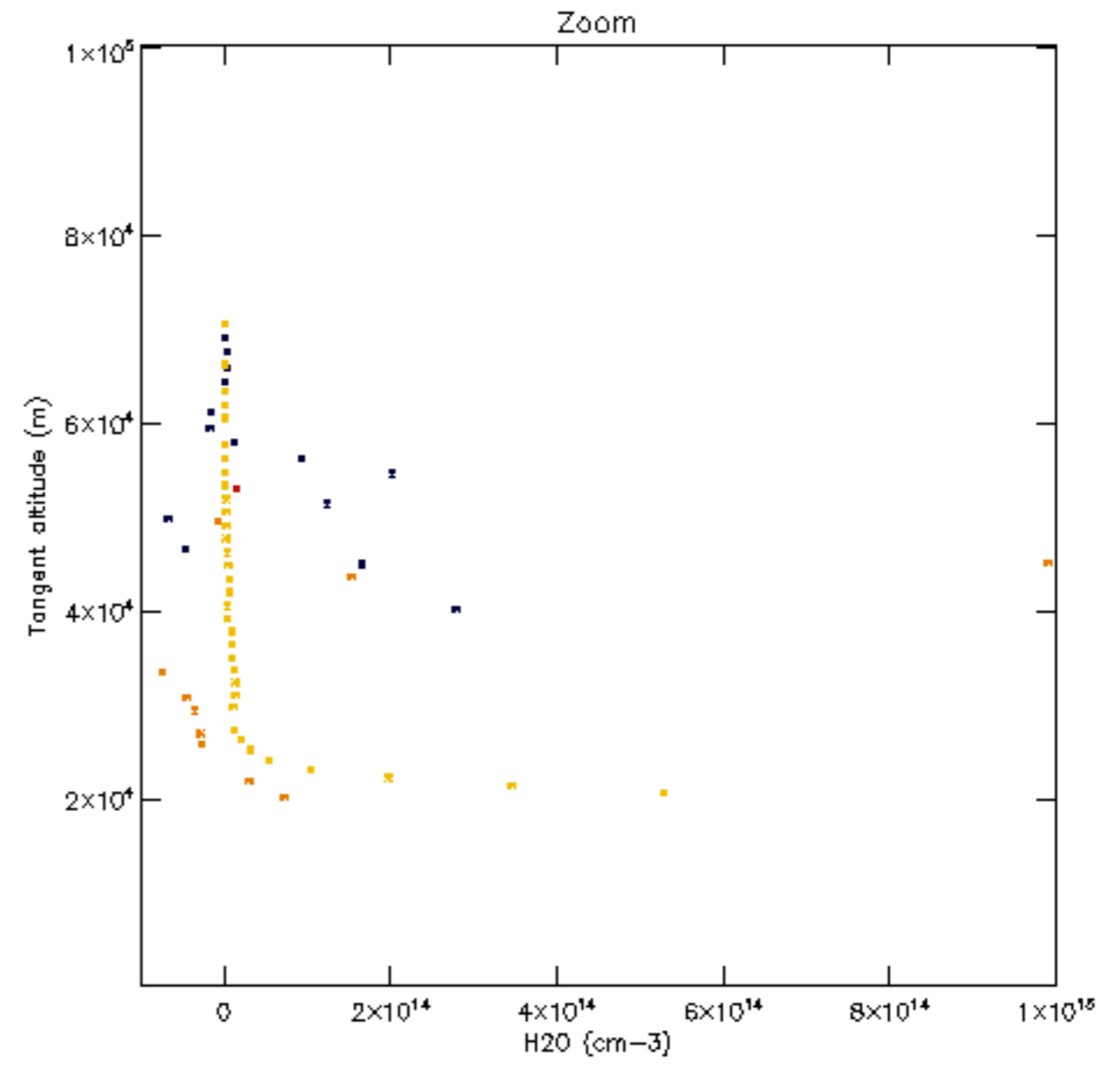
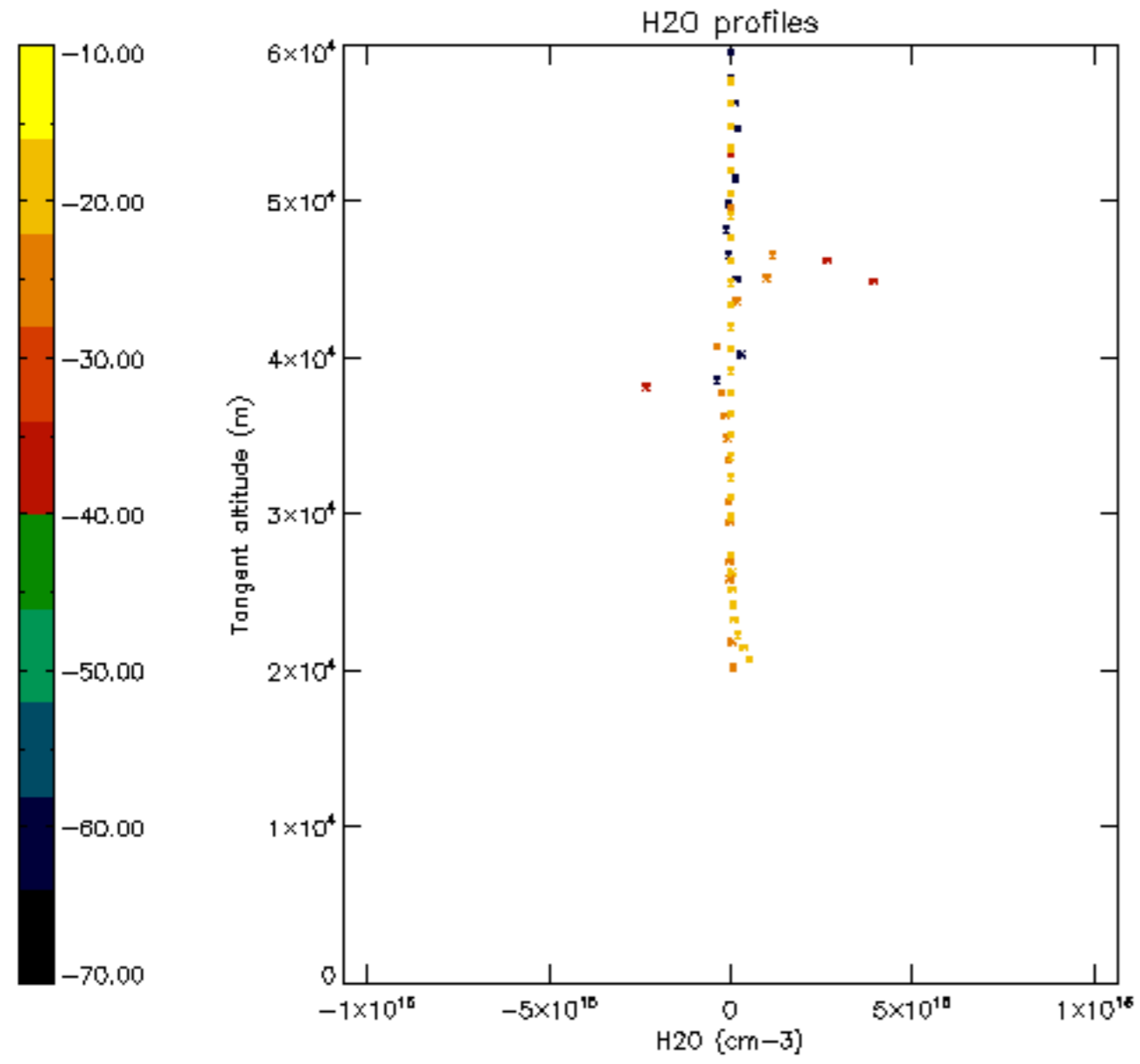


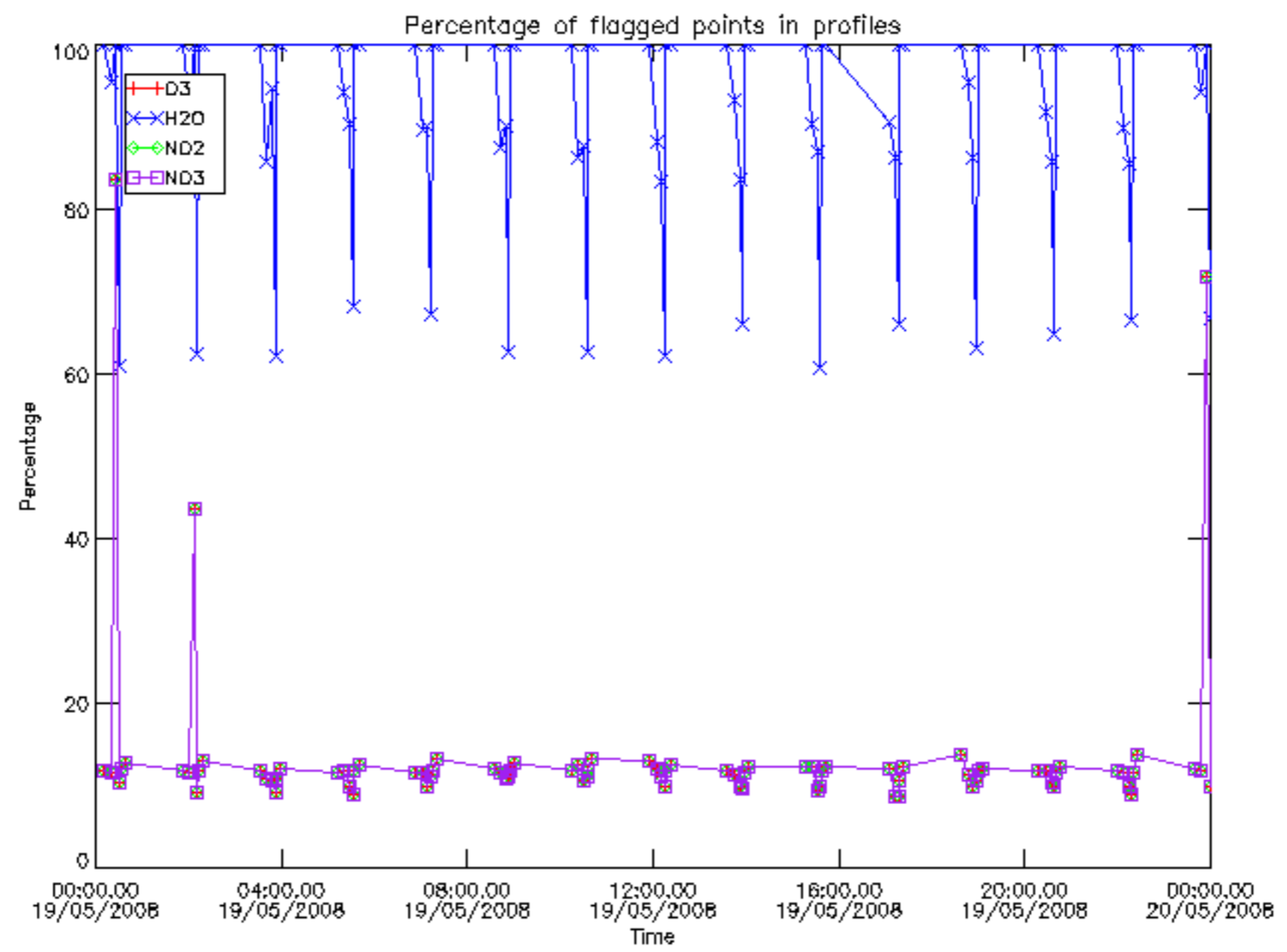




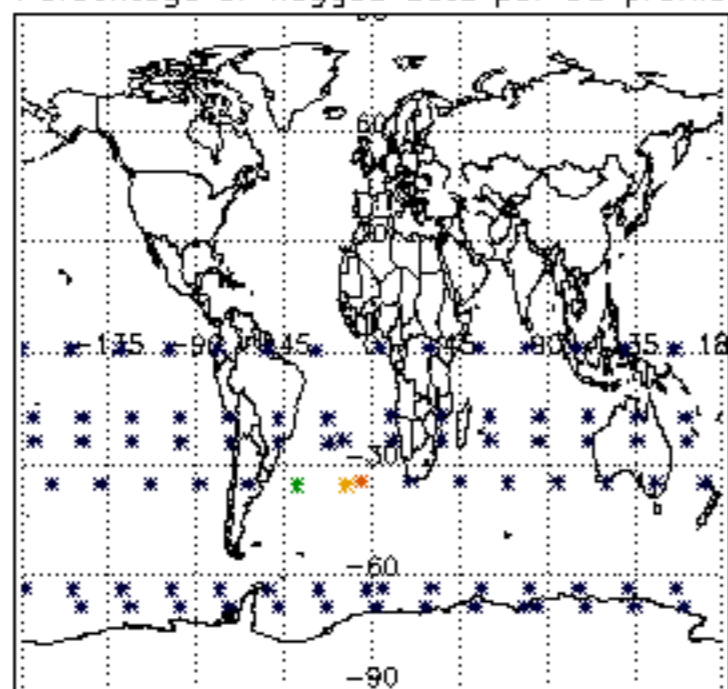




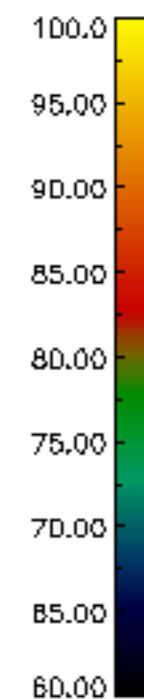
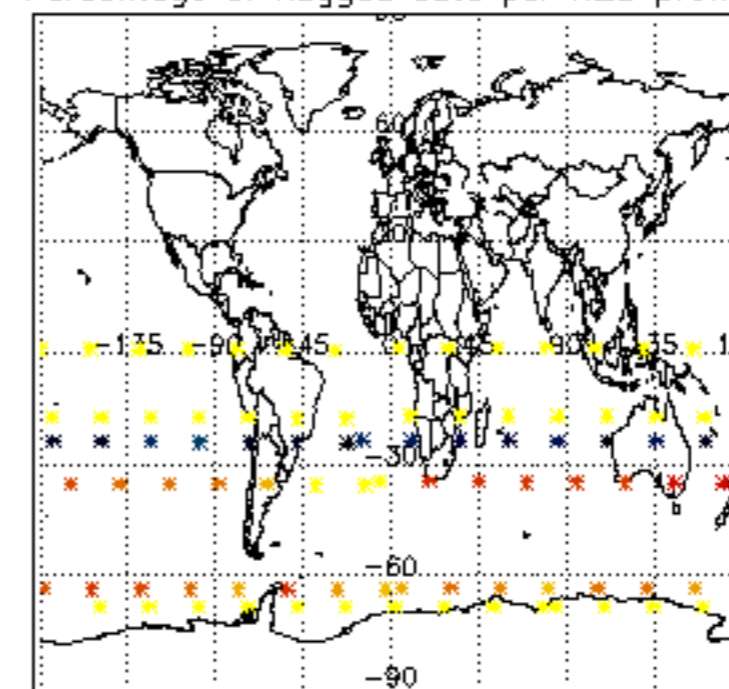




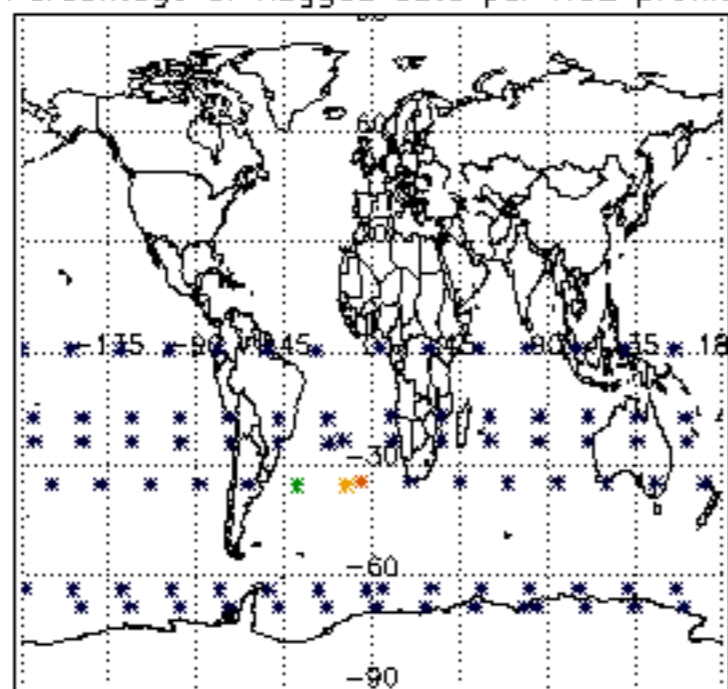
Percentage of flagged data per D3 profile



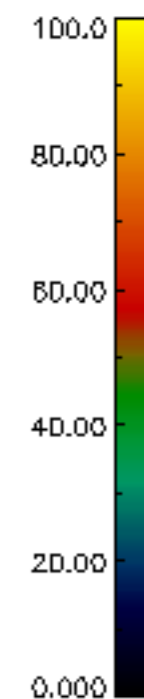
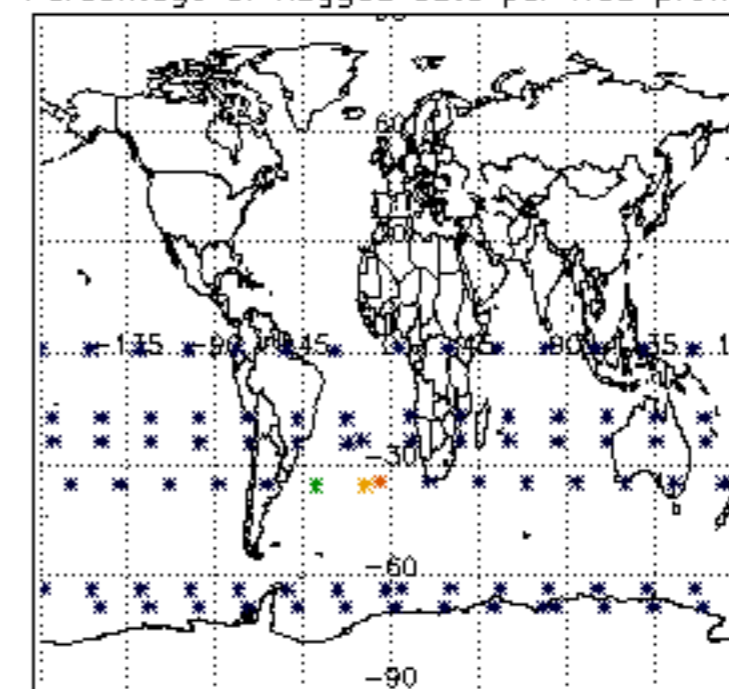
Percentage of flagged data per H2O profile

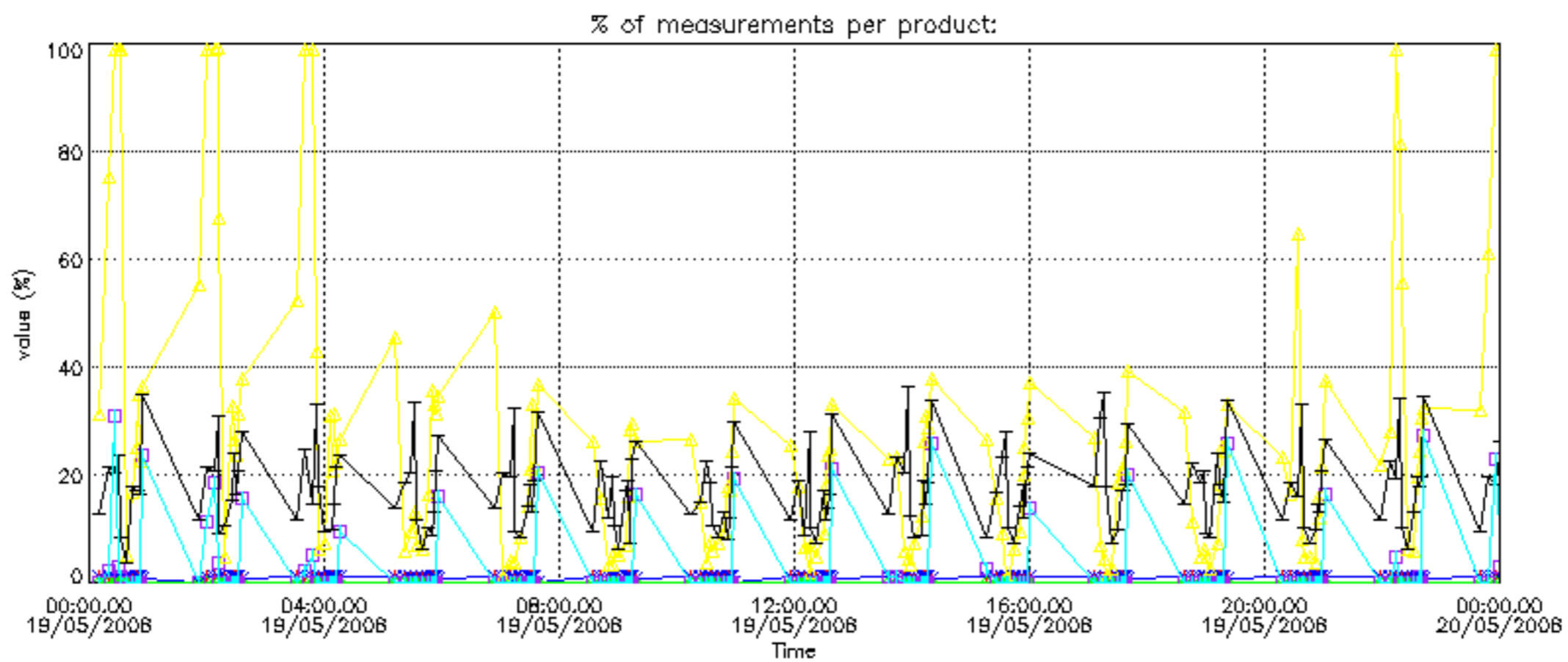


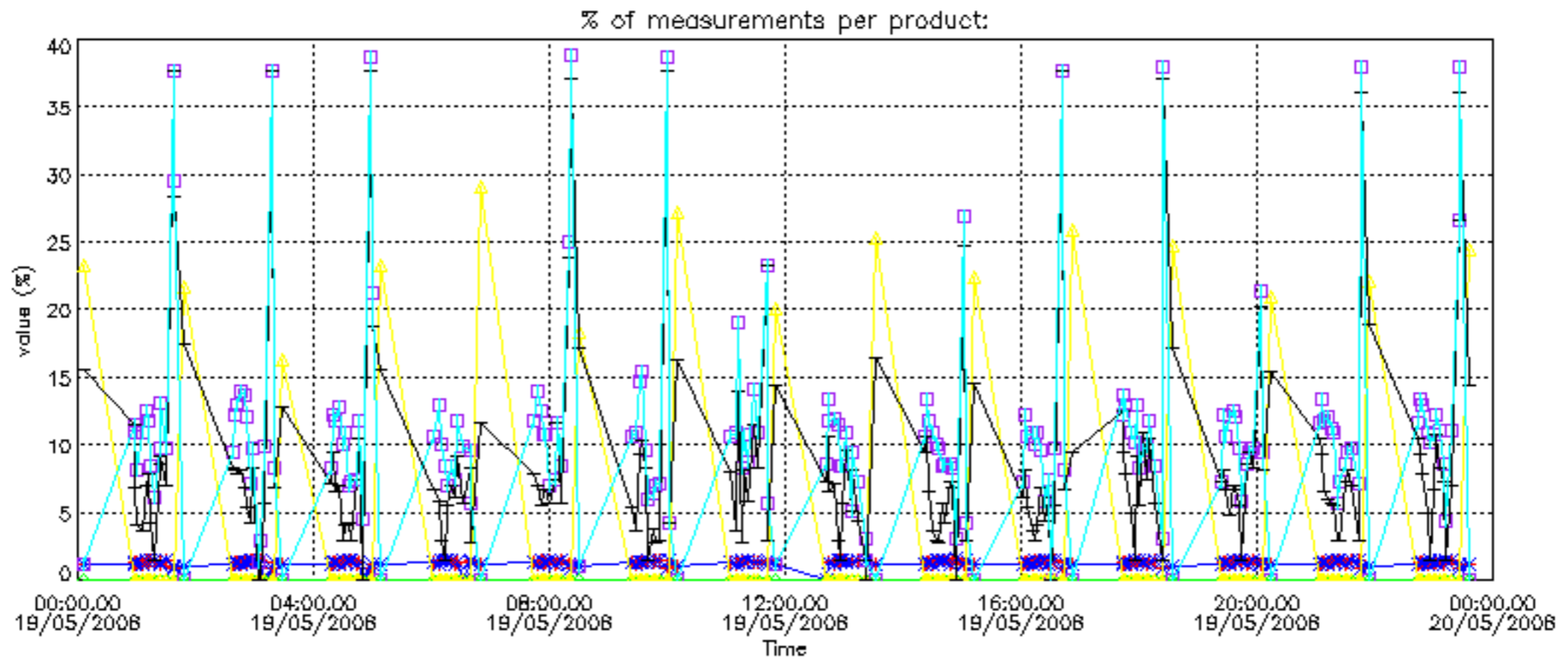
Percentage of flagged data per NO2 profile



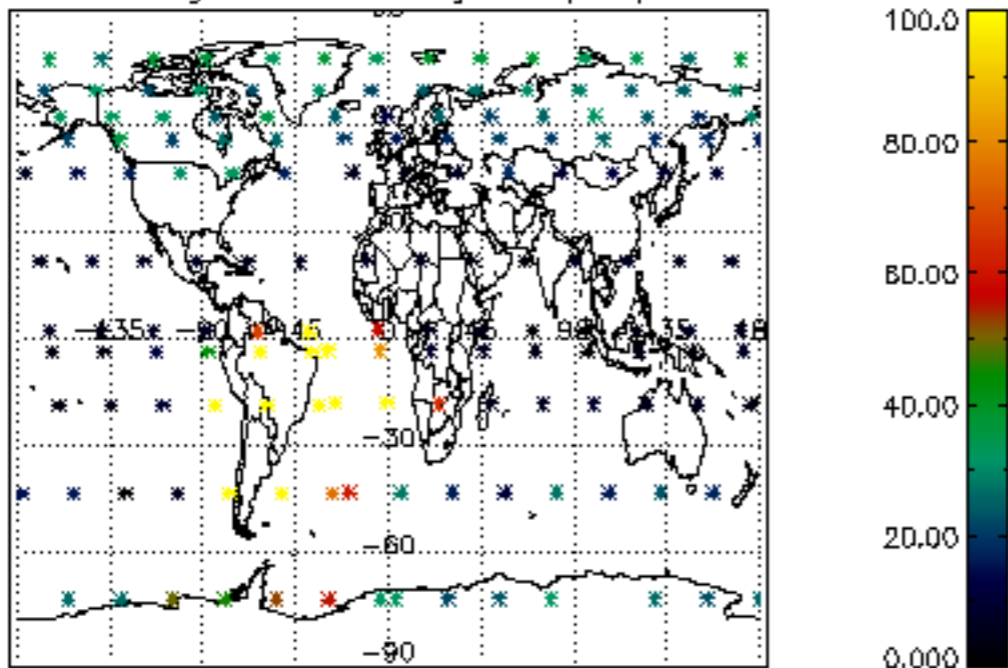
Percentage of flagged data per NO3 profile



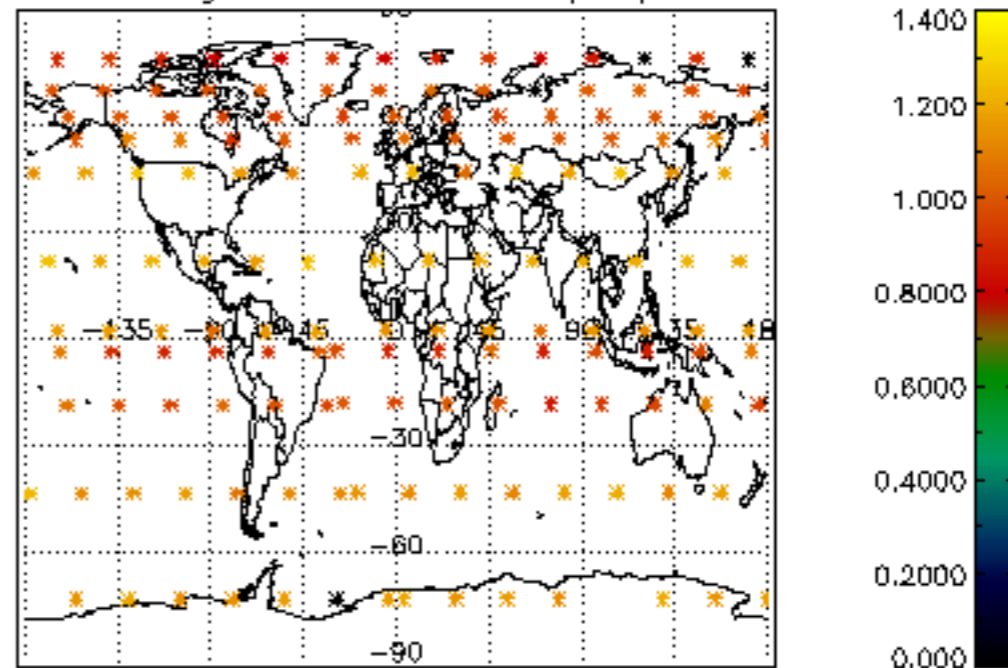




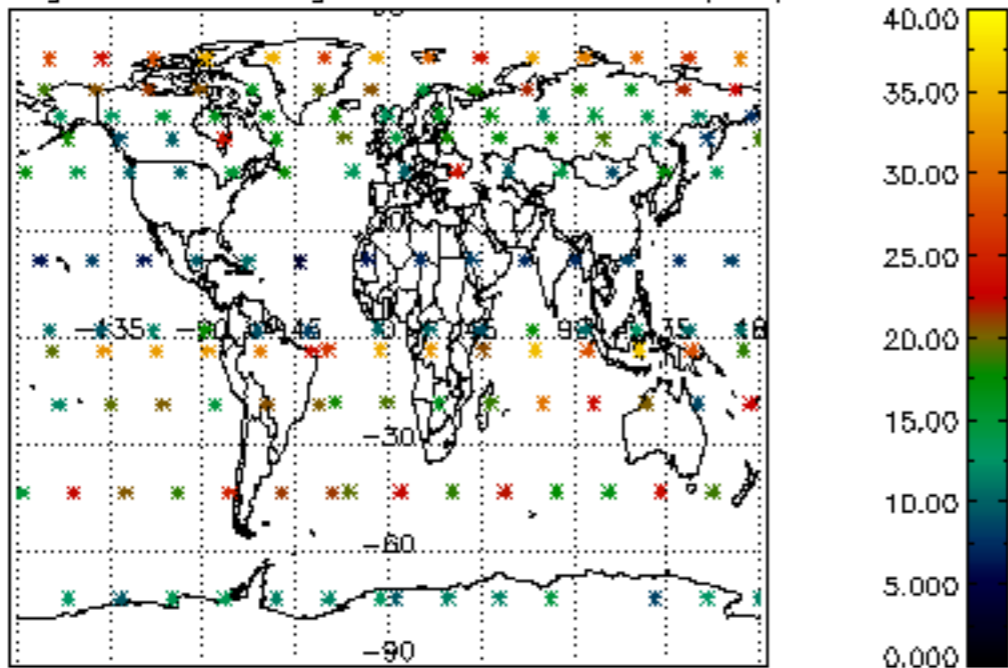
Percentage of cosmic ray hits per profile



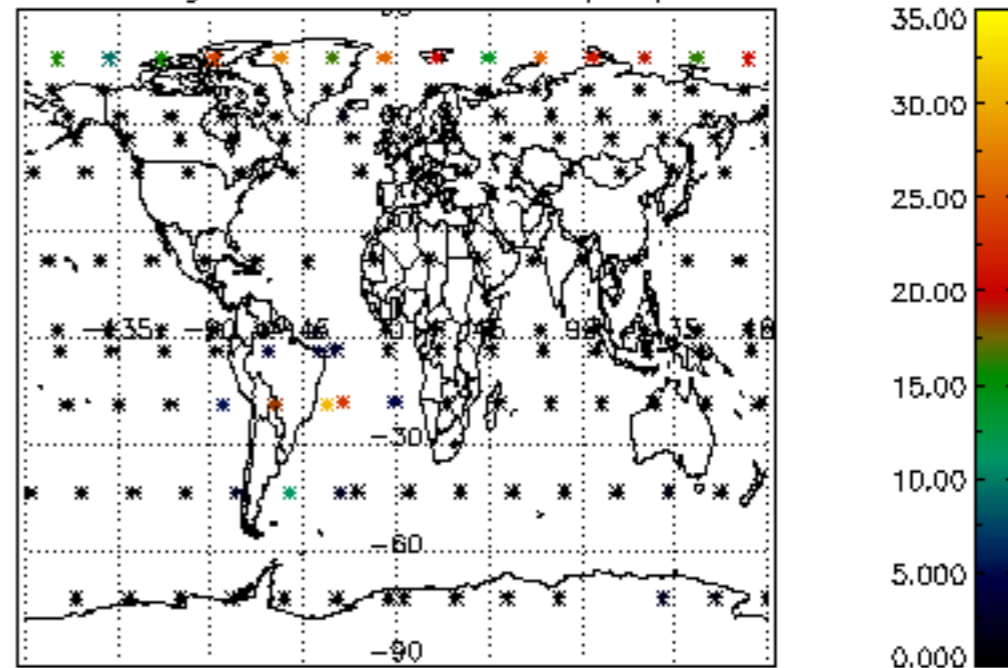
Percentage of datation errors per profile



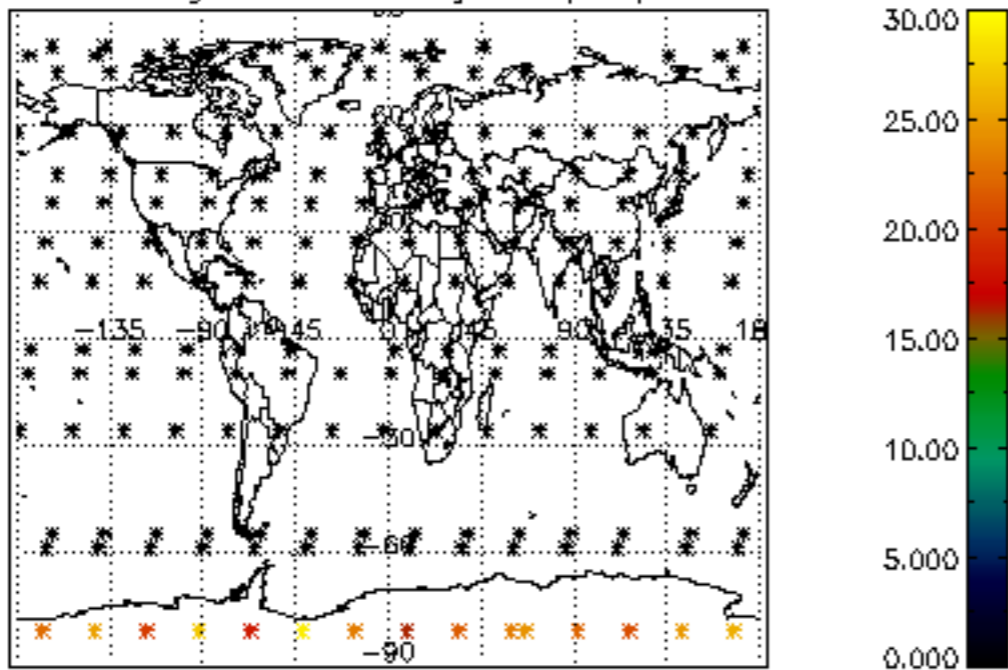
Percentage of star falling outside central band per profile



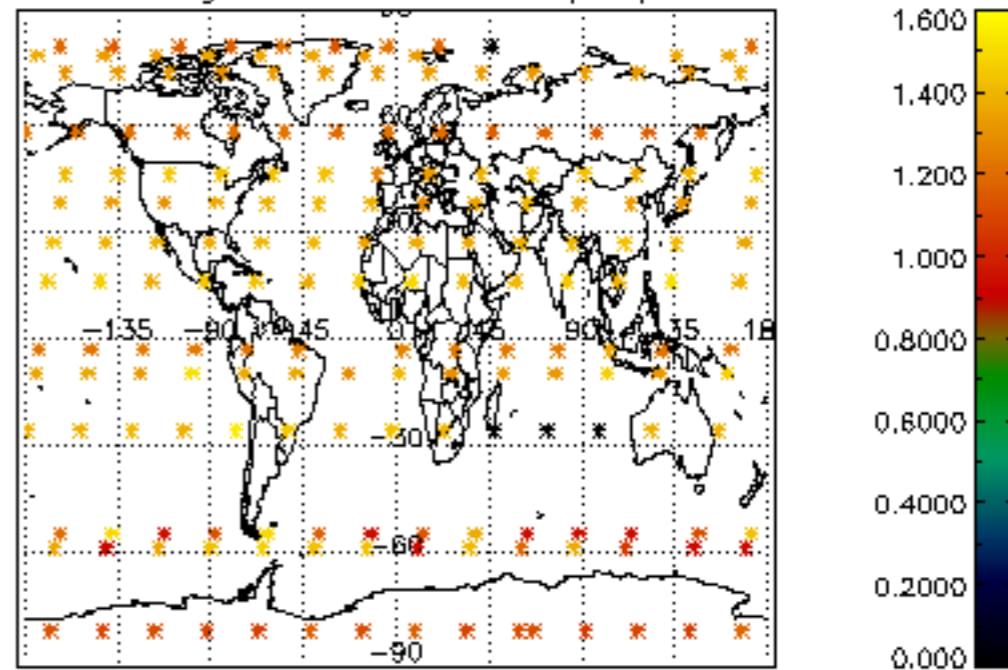
Percentage of saturation errors per profile



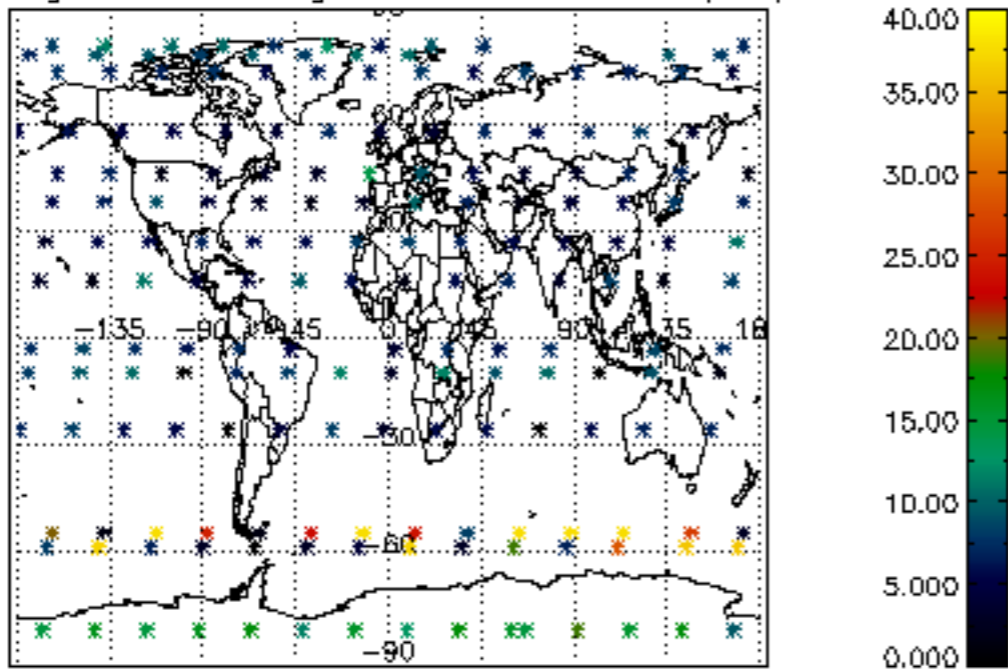
Percentage of cosmic ray hits per profile



Percentage of datation errors per profile



Percentage of star falling outside central band per profile



Percentage of saturation errors per profile

