

GOMOS Level 2 Daily Report

SUMMARY

[1. General Info](#)

[2. Summary of processed GOM_NL_2P products](#)

[3. Level 2 Quality information per product](#)

[3.1 Plot of level 2 quality information per product \(time dependant\)](#)

[3.2 Plot of level 2 quality information per product \(world map\)](#)

[4. Level 1 Quality information per product \(stored on level 2 products\)](#)

[4.1 Plot of level 1 quality information per product \(time dependant\)](#)

[4.1.1 Plot of level 1 quality information per product \(time dependant\): ASCENDING](#)

[4.1.2 Plot of level 1 quality information per product \(time dependant\): DESCENDING](#)

[4.2 Plot of level 1 quality information per product \(world map\)](#)

[4.2.1 Plot of level 1 quality information per product \(world map\): ASCENDING](#)

[4.2.2 Plot of level 1 quality information per product \(world map\): DESCENDING](#)

[5. Ozone profiles based on quality statistics and other trace gas profiles](#)

[5.1 Ozone statistics based on quality of products](#)

[5.2 Plot ozone profiles for all STD \(dark without errors\)](#)

[5.3 Plot ozone profiles where STD < 20% \(dark without errors\)](#)

[5.4. Plot ozone profiles where STD < 10% \(dark without errors\)](#)

[5.5. Plot ozone profiles where STD < 5% \(dark without errors\)](#)

[5.6 Plot NO2 profiles for all STD \(dark without errors\)](#)

[5.7 Plot NO3 profiles for all STD \(dark without errors\)](#)

[5.8 Plot H2O profiles \(only for occultations of stars 1,2,3,4,13,14,16,26,63 dark without errors\) for all STD](#)

[6. Auxiliary Data Files used for the production reported in section 2](#)

This report presents the daily analysis on parameters extracted from GOMOS level 2 data (GOM_NL__2P). It is intended to monitor some important parameters that will impact the quality of these products. A list of level 2 products (and content) that have arrived during the reporting day to the PCF is also given.

Item	Value
Time of report generation	25APR2013 13:53:26
Data source version	GOMOS/6.01
Start time of products	07-05-2008 (07MAY2008 00:00:00)
Stop time of products	08-05-2008 (08MAY2008 00:00:00)
Store outputs in DB	Yes
Nb of level 2 prods	370
Nb of prods with errors	1

2. Summary of processed GOM_NL__2P products.

Nr	Filename	UTC Start time	Limb	Duration	Star Id	Star Name	Star Mag	Star Temp	Nb Meas	Orbit	Prod. error
1	GOM_NL__2PRFIN20080507_000126_000000502068_00216_32334_8201.N1	07-MAY-2008 00:01:26	Dark	50.000	18	24Alp PsA	1.1660	9700.0	100	32334	No
2	GOM_NL__2PRFIN20080507_000716_000000402068_00216_32334_8202.N1	07-MAY-2008 00:07:16	Dark	39.500	31	Alp Gru	1.7340	15200.	79	32334	No
3	GOM_NL__2PRFIN20080507_000934_000000382068_00217_32335_8314.N1	07-MAY-2008 00:09:34	Dark	38.000	148	Alp Tuc	2.8780	4100.0	76	32335	No
4	GOM_NL__2PRFIN20080507_001251_000000422068_00217_32335_8315.N1	07-MAY-2008 00:12:51	Dark	41.500	45	Alp Pav	1.9400	26000.	83	32335	No
5	GOM_NL__2PRFIN20080507_001858_000000482068_00217_32335_8316.N1	07-MAY-2008 00:18:58	Straylight	48.000	43	Alp TrA	1.9100	4250.0	96	32335	No
6	GOM_NL__2PRFIN20080507_002110_000000372068_00217_32335_8317.N1	07-MAY-2008 00:21:10	Straylight	36.500	134	Bet TrA	2.8100	6600.0	73	32335	No
7	GOM_NL__2PRFIN20080507_002305_000000392068_00217_32335_8318.N1	07-MAY-2008 00:23:05	Straylight	39.000	4	Alp1Cen	-0.010000	5800.0	78	32335	No
8	GOM_NL__2PRFIN20080507_002634_000000412068_00217_32335_8319.N1	07-MAY-2008 00:26:34	Straylight	41.000	78	Alp Lup	2.3040	28000.	82	32335	No
9	GOM_NL__2PRFIN20080507_002806_000000392068_00217_32335_8320.N1	07-MAY-2008 00:28:06	Straylight	39.000	81	Eta Cen	2.3560	28000.	78	32335	No
10	GOM_NL__2PRFIN20080507_003006_000000432068_00217_32335_8321.N1	07-MAY-2008 00:30:06	Tw_i_and_stray	43.000	54	5The Cen	2.0550	4500.0	86	32335	No
11	GOM_NL__2PRFIN20080507_003418_000000382068_00217_32335_8322.N1	07-MAY-2008 00:34:18	Bright	37.500	169	46Gam Hya	2.9910	4700.0	75	32335	No
12	GOM_NL__2PRFIN20080507_003734_000000392068_00217_32335_8323.N1	07-MAY-2008 00:37:34	Bright	38.500	15	67Alp Vir	0.97600	28000.	77	32335	No
13	GOM_NL__2PRFIN20080507_004043_000000362068_00217_32335_8324.N1	07-MAY-2008 00:40:43	Bright	36.000	121	29Gam Vir	2.7400	7200.0	72	32335	No
14	GOM_NL__2PRFIN20080507_004355_000000352068_00217_32335_8325.N1	07-MAY-2008 00:43:55	Bright	35.000	138	47Eps Vir	2.8280	4700.0	70	32335	No
15	GOM_NL__2PRFIN20080507_004553_000000362068_00217_32335_8326.N1	07-MAY-2008 00:45:53	Bright	36.000	111	8Eta Boo	2.6800	6000.0	72	32335	No
16	GOM_NL__2PRFIN20080507_005133_000000342068_00217_32335_8327.N1	07-MAY-2008 00:51:33	Bright	34.000	152	12Alp2CVn	2.8900	11000.	68	32335	No
17	GOM_NL__2PRFIN20080507_005444_000000362068_00217_32335_8328.N1	07-MAY-2008 00:54:44	Bright	35.500	39	85Eta UMa	1.8540	24000.	71	32335	No
18	GOM_NL__2PRFIN20080507_005612_000000352068_00217_32335_8329.N1	07-MAY-2008 00:56:12	Bright	35.000	55	79Zet UMa	2.0600	10200.	70	32335	No
19	GOM_NL__2PRFIN20080507_005910_000000372068_00217_32335_8330.N1	07-MAY-2008 00:59:10	Bright	36.500	36	50Alp UMa	1.8000	6300.0	73	32335	No
20	GOM_NL__2PRFIN20080507_010211_000000372068_00217_32335_8331.N1	07-MAY-2008 01:02:11	Bright	36.500	60	7Bet UMi	2.0810	3950.0	73	32335	No
21	GOM_NL__2PRFIN20080507_010615_000000362068_00217_32335_8332.N1	07-MAY-2008 01:06:15	Bright	35.500	49	1Alp UMi	1.9900	6300.0	71	32335	No
22	GOM_NL__2PRFIN20080507_011422_000000332068_00217_32335_8333.N1	07-MAY-2008 01:14:22	Bright	33.000	76	27Gam Cas	2.3000	30000.	66	32335	No
23	GOM_NL__2PRFIN20080507_011537_000000342068_00217_32335_8334.N1	07-MAY-2008 01:15:37	Bright	33.500	68	18Alp Cas	2.2250	4500.0	67	32335	No
24	GOM_NL__2PRFIN20080507_012344_000000542068_00217_32335_8335.N1	07-MAY-2008 01:23:44	Bright	53.500	58	21Alp And	2.0730	11000.	107	32335	No
25	GOM_NL__2PRFIN20080507_013627_000000412068_00217_32335_8336.N1	07-MAY-2008 01:36:27	Dark	40.500	52	16Bet Cet	2.0370	4500.0	81	32335	No
26	GOM_NL__2PRFIN20080507_014202_000000482068_00217_32335_8337.N1	07-MAY-2008 01:42:02	Dark	47.500	18	24Alp PsA	1.1660	9700.0	95	32335	No
27	GOM_NL__2PRFIN20080507_014753_000000412068_00217_32335_8338.N1	07-MAY-2008 01:47:53	Dark	41.000	31	Alp Gru	1.7340	15200.	82	32335	No
28	GOM_NL__2PRFIN20080507_015010_000000382068_00218_32336_8329.N1	07-MAY-2008 01:50:10	Dark	38.000	148	Alp Tuc	2.8780	4100.0	76	32336	No
29	GOM_NL__2PRFIN20080507_015327_000000412068_00218_32336_8330.N1	07-MAY-2008 01:53:27	Dark	40.500	45	Alp Pav	1.9400	26000.	81	32336	No
30	GOM_NL__2PRFIN20080507_015935_000000392068_00218_32336_8331.N1	07-MAY-2008 01:59:35	Straylight	39.000	43	Alp TrA	1.9100	4250.0	78	32336	No
31	GOM_NL__2PRFIN20080507_020147_000000382068_00218_32336_8332.N1	07-MAY-2008 02:01:47	Straylight	37.500	134	Bet TrA	2.8100	6600.0	75	32336	No
32	GOM_NL__2PRFIN20080507_020341_000000442068_00218_32336_8333.N1	07-MAY-2008 02:03:41	Straylight	43.500	4	Alp1Cen	-0.010000	5800.0	87	32336	No
33	GOM_NL__2PRFIN20080507_020710_000000392068_00218_32336_8334.N1	07-MAY-2008 02:07:10	Straylight	39.000	78	Alp Lup	2.3040	28000.	78	32336	No
34	GOM_NL__2PRFIN20080507_020842_000000392068_00218_32336_8335.N1	07-MAY-2008 02:08:42	Straylight	38.500	81	Eta Cen	2.3560	28000.	77	32336	No
35	GOM_NL__2PRFIN20080507_021042_000000432068_00218_32336_8336.N1	07-MAY-2008 02:10:42	Tw_i_and_stray	43.000	54	5The Cen	2.0550	4500.0	86	32336	No
36	GOM_NL__2PRFIN20080507_021454_000000452068_00218_32336_8337.N1	07-MAY-2008 02:14:54	Bright	44.500	169	46Gam Hya	2.9910	4700.0	89	32336	No
37	GOM_NL__2PRFIN20080507_021810_000000382068_00218_32336_8338.N1	07-MAY-2008 02:18:10	Bright	37.500	15	67Alp Vir	0.97600	28000.	75	32336	No
38	GOM_NL__2PRFIN20080507_022119_000000362068_00218_32336_8339.N1	07-MAY-2008 02:21:19	Bright	35.500	121	29Gam Vir	2.7400	7200.0	71	32336	No
39	GOM_NL__2PRFIN20080507_022431_000000352068_00218_32336_8340.N1	07-MAY-2008 02:24:31	Bright	35.000	138	47Eps Vir	2.8280	4700.0	70	32336	No
40	GOM_NL__2PRFIN20080507_022628_000000372068_00218_32336_8341.N1	07-MAY-2008 02:26:28	Bright	36.500	111	8Eta Boo	2.6800	6000.0	73	32336	No
41	GOM_NL__2PRFIN20080507_023208_000000342068_00218_32336_8342.N1	07-MAY-2008 02:32:08	Bright	34.000	152	12Alp2CVn	2.8900	11000.	68	32336	No
42	GOM_NL__2PRFIN20080507_023520_000000352068_00218_32336_8343.N1	07-MAY-2008 02:35:20	Bright	34.500	39	85Eta UMa	1.8540	24000.	69	32336	No

43	GOM_NL__2PRFIN20080507_023647_000000362068_00218_32336_8344.N1	07-MAY-2008 02:36:47	Bright	36.000	55	79Zet UMa	2.0600	10200.	72	32336	No
44	GOM_NL__2PRFIN20080507_023946_000000352068_00218_32336_8345.N1	07-MAY-2008 02:39:46	Bright	35.000	36	50Alp UMa	1.8000	6300.0	70	32336	No
45	GOM_NL__2PRFIN20080507_024247_000000372068_00218_32336_8346.N1	07-MAY-2008 02:42:47	Bright	36.500	60	7Bet UMi	2.0810	3950.0	73	32336	No
46	GOM_NL__2PRFIN20080507_024651_000000342068_00218_32336_8347.N1	07-MAY-2008 02:46:51	Bright	33.500	49	1Alp UMi	1.9900	6300.0	67	32336	No
47	GOM_NL__2PRFIN20080507_025458_000000342068_00218_32336_8348.N1	07-MAY-2008 02:54:58	Bright	33.500	76	27Gam Cas	2.3000	30000.	67	32336	No
48	GOM_NL__2PRFIN20080507_025613_000000522068_00218_32336_8349.N1	07-MAY-2008 02:56:13	Bright	52.000	68	18Alp Cas	2.2250	4500.0	104	32336	No
49	GOM_NL__2PRFIN20080507_030420_000000342068_00218_32336_8350.N1	07-MAY-2008 03:04:20	Bright	33.500	58	21Alp And	2.0730	11000.	67	32336	No
50	GOM_NL__2PRFIN20080507_031703_000000412068_00218_32336_8351.N1	07-MAY-2008 03:17:03	Dark	41.000	52	16Bet Cet	2.0370	4500.0	82	32336	No
51	GOM_NL__2PRFIN20080507_032239_000000442068_00218_32336_8352.N1	07-MAY-2008 03:22:39	Dark	43.500	18	24Alp PsA	1.1660	9700.0	87	32336	No
52	GOM_NL__2PRFIN20080507_032829_000000402068_00218_32336_8353.N1	07-MAY-2008 03:28:29	Dark	40.000	31	Alp Gru	1.7340	15200.	80	32336	No
53	GOM_NL__2PRFIN20080507_033047_000000392068_00219_32337_8340.N1	07-MAY-2008 03:30:47	Dark	38.500	148	Alp Tuc	2.8780	4100.0	77	32337	No
54	GOM_NL__2PRFIN20080507_033404_000000412068_00219_32337_8341.N1	07-MAY-2008 03:34:04	Dark	41.000	45	Alp Pav	1.9400	26000.	82	32337	No
55	GOM_NL__2PRFIN20080507_034011_000000462068_00219_32337_8342.N1	07-MAY-2008 03:40:11	Straylight	45.500	43	Alp TrA	1.9100	4250.0	91	32337	No
56	GOM_NL__2PRFIN20080507_034223_000000372068_00219_32337_8343.N1	07-MAY-2008 03:42:23	Straylight	36.500	134	Bet TrA	2.8100	6600.0	73	32337	No
57	GOM_NL__2PRFIN20080507_034417_000000382068_00219_32337_8344.N1	07-MAY-2008 03:44:17	Straylight	37.500	4	Alp1Cen	-0.010000	5800.0	75	32337	No
58	GOM_NL__2PRFIN20080507_034747_000000382068_00219_32337_8345.N1	07-MAY-2008 03:47:47	Straylight	38.000	78	Alp Lup	2.3040	28000.	76	32337	No
59	GOM_NL__2PRFIN20080507_034918_000000382068_00219_32337_8346.N1	07-MAY-2008 03:49:18	Straylight	37.500	81	Eta Cen	2.3560	28000.	75	32337	No
60	GOM_NL__2PRFIN20080507_035119_000000422068_00219_32337_8347.N1	07-MAY-2008 03:51:19	Tw_i_and_stray	42.000	54	5The Cen	2.0550	4500.0	84	32337	No
61	GOM_NL__2PRFIN20080507_035530_000000422068_00219_32337_8348.N1	07-MAY-2008 03:55:30	Bright	42.000	169	46Gam Hya	2.9910	4700.0	84	32337	No
62	GOM_NL__2PRFIN20080507_035846_000000382068_00219_32337_8349.N1	07-MAY-2008 03:58:46	Bright	38.000	15	67Alp Vir	0.97600	28000.	76	32337	No
63	GOM_NL__2PRFIN20080507_040155_000000372068_00219_32337_8350.N1	07-MAY-2008 04:01:55	Bright	36.500	121	29Gam Vir	2.7400	7200.0	73	32337	No
64	GOM_NL__2PRFIN20080507_040507_000000352068_00219_32337_8351.N1	07-MAY-2008 04:05:07	Bright	35.000	138	47Eps Vir	2.8280	4700.0	70	32337	No
65	GOM_NL__2PRFIN20080507_040705_000000362068_00219_32337_8352.N1	07-MAY-2008 04:07:05	Bright	36.000	111	8Eta Boo	2.6800	6000.0	72	32337	No
66	GOM_NL__2PRFIN20080507_041245_000000352068_00219_32337_8353.N1	07-MAY-2008 04:12:45	Bright	34.500	152	12Alp2CVn	2.8900	11000.	69	32337	No
67	GOM_NL__2PRFIN20080507_041556_000000372068_00219_32337_8354.N1	07-MAY-2008 04:15:56	Bright	36.500	39	85Eta UMa	1.8540	24000.	73	32337	No
68	GOM_NL__2PRFIN20080507_041723_000000362068_00219_32337_8355.N1	07-MAY-2008 04:17:23	Bright	35.500	55	79Zet UMa	2.0600	10200.	71	32337	No
69	GOM_NL__2PRFIN20080507_042022_000000372068_00219_32337_8356.N1	07-MAY-2008 04:20:22	Bright	36.500	36	50Alp UMa	1.8000	6300.0	73	32337	No
70	GOM_NL__2PRFIN20080507_042323_000000382068_00219_32337_8357.N1	07-MAY-2008 04:23:23	Bright	38.000	60	7Bet UMi	2.0810	3950.0	76	32337	No
71	GOM_NL__2PRFIN20080507_042727_000000362068_00219_32337_8358.N1	07-MAY-2008 04:27:27	Bright	35.500	49	1Alp UMi	1.9900	6300.0	71	32337	No
72	GOM_NL__2PRFIN20080507_043534_000000512068_00219_32337_8359.N1	07-MAY-2008 04:35:34	Bright	51.000	76	27Gam Cas	2.3000	30000.	102	32337	No
73	GOM_NL__2PRFIN20080507_043649_000000342068_00219_32337_8360.N1	07-MAY-2008 04:36:49	Bright	33.500	68	18Alp Cas	2.2250	4500.0	67	32337	No
74	GOM_NL__2PRFIN20080507_044457_000000392068_00219_32337_8361.N1	07-MAY-2008 04:44:57	Bright	38.500	58	21Alp And	2.0730	11000.	77	32337	No
75	GOM_NL__2PRFIN20080507_045739_000000452068_00219_32337_8362.N1	07-MAY-2008 04:57:39	Dark	44.500	52	16Bet Cet	2.0370	4500.0	89	32337	No
76	GOM_NL__2PRFIN20080507_050316_000000462068_00219_32337_8363.N1	07-MAY-2008 05:03:16	Dark	46.000	18	24Alp PsA	1.1660	9700.0	92	32337	No
77	GOM_NL__2PRFIN20080507_050906_000000412068_00219_32337_8364.N1	07-MAY-2008 05:09:06	Dark	41.000	31	Alp Gru	1.7340	15200.	82	32337	No
78	GOM_NL__2PRFIN20080507_051123_000000392068_00220_32338_8355.N1	07-MAY-2008 05:11:23	Dark	38.500	148	Alp Tuc	2.8780	4100.0	77	32338	No
79	GOM_NL__2PRFIN20080507_051441_000000402068_00220_32338_8356.N1	07-MAY-2008 05:14:41	Dark	40.000	45	Alp Pav	1.9400	26000.	80	32338	No
80	GOM_NL__2PRFIN20080507_052047_000000412068_00220_32338_8357.N1	07-MAY-2008 05:20:47	Straylight	40.500	43	Alp TrA	1.9100	4250.0	81	32338	No
81	GOM_NL__2PRFIN20080507_052259_000000382068_00220_32338_8358.N1	07-MAY-2008 05:22:59	Straylight	37.500	134	Bet TrA	2.8100	6600.0	75	32338	No
82	GOM_NL__2PRFIN20080507_052454_000000432068_00220_32338_8359.N1	07-MAY-2008 05:24:54	Straylight	42.500	4	Alp1Cen	-0.010000	5800.0	85	32338	No
83	GOM_NL__2PRFIN20080507_052823_000000382068_00220_32338_8360.N1	07-MAY-2008 05:28:23	Straylight	38.000	78	Alp Lup	2.3040	28000.	76	32338	No
84	GOM_NL__2PRFIN20080507_052955_000000372068_00220_32338_8361.N1	07-MAY-2008 05:29:55	Straylight	37.000	81	Eta Cen	2.3560	28000.	74	32338	No
85	GOM_NL__2PRFIN20080507_053155_000000432068_00220_32338_8362.N1	07-MAY-2008 05:31:55	Tw_i_and_stray	42.500	54	5The Cen	2.0550	4500.0	85	32338	No
86	GOM_NL__2PRFIN20080507_053606_000000372068_00220_32338_8363.N1	07-MAY-2008 05:36:06	Bright	36.500	169	46Gam Hya	2.9910	4700.0	73	32338	No
87	GOM_NL__2PRFIN20080507_053922_000000382068_00220_32338_8364.N1	07-MAY-2008 05:39:22	Bright	37.500	15	67Alp Vir	0.97600	28000.	75	32338	No
88	GOM_NL__2PRFIN20080507_054232_000000362068_00220_32338_8365.N1	07-MAY-2008 05:42:32	Bright	35.500	121	29Gam Vir	2.7400	7200.0	71	32338	No
89	GOM_NL__2PRFIN20080507_054543_000000352068_00220_32338_8366.N1	07-MAY-2008 05:45:43	Bright	35.000	138	47Eps Vir	2.8280	4700.0	70	32338	No
90	GOM_NL__2PRFIN20080507_054741_000000362068_00220_32338_8367.N1	07-MAY-2008 05:47:41	Bright	36.000	111	8Eta Boo	2.6800	6000.0	72	32338	No
91	GOM_NL__2PRFIN20080507_055321_000000342068_00220_32338_8368.N1	07-MAY-2008 05:53:21	Bright	33.500	152	12Alp2CVn	2.8900	11000.	67	32338	No
92	GOM_NL__2PRFIN20080507_055631_000000362068_00220_32338_8369.N1	07-MAY-2008 05:56:31	Bright	35.500	39	85Eta UMa	1.8540	24000.	71	32338	No
93	GOM_NL__2PRFIN20080507_055759_000000352068_00220_32338_8370.N1	07-MAY-2008 05:57:59	Bright	35.000	55	79Zet UMa	2.0600	10200.	70	32338	No
94	GOM_NL__2PRFIN20080507_060058_000000372068_00220_32338_8371.N1	07-MAY-2008 06:00:58	Bright	37.000	36	50Alp UMa	1.8000	6300.0	74	32338	No
95	GOM_NL__2PRFIN20080507_060359_000000422068_00220_32338_8372.N1	07-MAY-2008 06:03:59	Bright	41.500	60	7Bet UMi	2.0810	3950.0	83	32338	No
96	GOM_NL__2PRFIN20080507_060803_000000362068_00220_32338_8373.N1	07-MAY-2008 06:08:03	Bright	35.500	49	1Alp UMi	1.9900	6300.0	71	32338	No
97	GOM_NL__2PRFIN20080507_061610_000000522068_00220_32338_8374.N1	07-MAY-2008 06:16:10	Bright	52.000	76	27Gam Cas	2.3000	30000.	104	32338	No
98	GOM_NL__2PRFIN20080507_061725_000000362068_00220_32338_8375.N1	07-MAY-2008 06:17:25	Bright	35.500	68	18Alp Cas	2.2250	4500.0	71	32338	No
99	GOM_NL__2PRFIN20080507_062533_000000452068_00220_32338_8376.N1	07-MAY-2008 06:25:33	Bright	44.500	58	21Alp And	2.0730	11000.	89	32338	No
100	GOM_NL__2PRFIN20080507_063815_000000442068_00220_32338_8377.N1	07-MAY-2008 06:38:15	Dark	43.500	52	16Bet Cet	2.0370	4500.0	87	32338	No
101	GOM_NL__2PRFIN20080507_064352_000000462068_00220_32338_8378.N1	07-MAY-2008 06:43:52	Dark	45.500	18	24Alp PsA	1.1660	9700.0	91	32338	No

102	GOM_NL__2PRFIN20080507_064828_000000552068_00220_32338_8379.N1	07-MAY-2008 06:48:28	Dark	54.500	63	Bet Gru	2.1500	2800.0	109	32338	No
103	GOM_NL__2PRFIN20080507_064943_000000422068_00220_32338_8380.N1	07-MAY-2008 06:49:43	Dark	41.500	31	Alp Gru	1.7340	15200.	83	32338	No
104	GOM_NL__2PRFIN20080507_065200_000000422068_00221_32339_8382.N1	07-MAY-2008 06:52:00	Dark	41.500	148	Alp Tuc	2.8780	4100.0	83	32339	No
105	GOM_NL__2PRFIN20080507_065517_000000412068_00221_32339_8383.N1	07-MAY-2008 06:55:17	Dark	40.500	45	Alp Pav	1.9400	26000.	81	32339	No
106	GOM_NL__2PRFIN20080507_070124_000000432068_00221_32339_8384.N1	07-MAY-2008 07:01:24	Straylight	42.500	43	Alp TrA	1.9100	4250.0	85	32339	No
107	GOM_NL__2PRFIN20080507_070336_000000382068_00221_32339_8385.N1	07-MAY-2008 07:03:36	Straylight	37.500	134	Bet TrA	2.8100	6600.0	75	32339	No
108	GOM_NL__2PRFIN20080507_070530_000000522068_00221_32339_8386.N1	07-MAY-2008 07:05:30	Straylight	51.500	4	Alp1Cen	-0.010000	5800.0	103	32339	No
109	GOM_NL__2PRFIN20080507_070859_000000392068_00221_32339_8387.N1	07-MAY-2008 07:08:59	Straylight	39.000	78	Alp Lup	2.3040	28000.	78	32339	No
110	GOM_NL__2PRFIN20080507_071031_000000402068_00221_32339_8388.N1	07-MAY-2008 07:10:31	Straylight	39.500	81	Eta Cen	2.3560	28000.	79	32339	No
111	GOM_NL__2PRFIN20080507_071231_000000412068_00221_32339_8389.N1	07-MAY-2008 07:12:31	Tw_i_and_stray	40.500	54	5The Cen	2.0550	4500.0	81	32339	No
112	GOM_NL__2PRFIN20080507_071642_000000372068_00221_32339_8390.N1	07-MAY-2008 07:16:42	Bright	36.500	169	46Gam Hya	2.9910	4700.0	73	32339	No
113	GOM_NL__2PRFIN20080507_071959_000000372068_00221_32339_8391.N1	07-MAY-2008 07:19:59	Bright	36.500	15	67Alp Vir	0.97600	28000.	73	32339	No
114	GOM_NL__2PRFIN20080507_072308_000000352068_00221_32339_8392.N1	07-MAY-2008 07:23:08	Bright	35.000	121	29Gam Vir	2.7400	7200.0	70	32339	No
115	GOM_NL__2PRFIN20080507_072619_000000352068_00221_32339_8393.N1	07-MAY-2008 07:26:19	Bright	35.000	138	47Eps Vir	2.8280	4700.0	70	32339	No
116	GOM_NL__2PRFIN20080507_072816_000000382068_00221_32339_8394.N1	07-MAY-2008 07:28:16	Bright	38.000	111	8Eta Boo	2.6800	6000.0	76	32339	No
117	GOM_NL__2PRFIN20080507_073357_000000352068_00221_32339_8395.N1	07-MAY-2008 07:33:57	Bright	34.500	152	12Alp2CVn	2.8900	11000.	69	32339	No
118	GOM_NL__2PRFIN20080507_073707_000000372068_00221_32339_8396.N1	07-MAY-2008 07:37:07	Bright	37.000	39	85Eta UMa	1.8540	24000.	74	32339	No
119	GOM_NL__2PRFIN20080507_073835_000000372068_00221_32339_8397.N1	07-MAY-2008 07:38:35	Bright	36.500	55	79Zet UMa	2.0600	10200.	73	32339	No
120	GOM_NL__2PRFIN20080507_074135_000000372068_00221_32339_8398.N1	07-MAY-2008 07:41:35	Bright	36.500	36	50Alp UMa	1.8000	6300.0	73	32339	No
121	GOM_NL__2PRFIN20080507_074435_000000362068_00221_32339_8399.N1	07-MAY-2008 07:44:35	Bright	36.000	60	7Bet UMi	2.0810	3950.0	72	32339	No
122	GOM_NL__2PRFIN20080507_074839_000000362068_00221_32339_8400.N1	07-MAY-2008 07:48:39	Bright	36.000	49	1Alp UMi	1.9900	6300.0	72	32339	No
123	GOM_NL__2PRFIN20080507_075646_000000522068_00221_32339_8401.N1	07-MAY-2008 07:56:46	Bright	52.000	76	27Gam Cas	2.3000	30000.	104	32339	No
124	GOM_NL__2PRFIN20080507_075801_000000352068_00221_32339_8402.N1	07-MAY-2008 07:58:01	Bright	35.000	68	18Alp Cas	2.2250	4500.0	70	32339	No
125	GOM_NL__2PRFIN20080507_080609_000000382068_00221_32339_8403.N1	07-MAY-2008 08:06:09	Bright	38.000	58	21Alp And	2.0730	11000.	76	32339	No
126	GOM_NL__2PRFIN20080507_081851_000000422068_00221_32339_8404.N1	07-MAY-2008 08:18:51	Dark	42.000	52	16Bet Cet	2.0370	4500.0	84	32339	No
127	GOM_NL__2PRFIN20080507_082429_000000482068_00221_32339_8405.N1	07-MAY-2008 08:24:29	Dark	47.500	18	24Alp PsA	1.1660	9700.0	95	32339	No
128	GOM_NL__2PRFIN20080507_082905_000000482068_00221_32339_8406.N1	07-MAY-2008 08:29:05	Dark	48.000	63	Bet Gru	2.1500	2800.0	96	32339	No
129	GOM_NL__2PRFIN20080507_083019_000000412068_00221_32339_8407.N1	07-MAY-2008 08:30:19	Dark	40.500	31	Alp Gru	1.7340	15200.	81	32339	No
130	GOM_NL__2PRFIN20080507_083236_000000382068_00222_32340_8397.N1	07-MAY-2008 08:32:36	Dark	38.000	148	Alp Tuc	2.8780	4100.0	76	32340	No
131	GOM_NL__2PRFIN20080507_083554_000000412068_00222_32340_8398.N1	07-MAY-2008 08:35:54	Dark	40.500	45	Alp Pav	1.9400	26000.	81	32340	No
132	GOM_NL__2PRFIN20080507_084200_000000382068_00222_32340_8399.N1	07-MAY-2008 08:42:00	Straylight	38.000	43	Alp TrA	1.9100	4250.0	76	32340	No
133	GOM_NL__2PRFIN20080507_084412_000000382068_00222_32340_8400.N1	07-MAY-2008 08:44:12	Straylight	38.000	134	Bet TrA	2.8100	6600.0	76	32340	No
134	GOM_NL__2PRFIN20080507_084606_000000472068_00222_32340_8401.N1	07-MAY-2008 08:46:06	Straylight	46.500	4	Alp1Cen	-0.010000	5800.0	93	32340	No
135	GOM_NL__2PRFIN20080507_084935_000000392068_00222_32340_8402.N1	07-MAY-2008 08:49:35	Straylight	38.500	78	Alp Lup	2.3040	28000.	77	32340	No
136	GOM_NL__2PRFIN20080507_085107_000000392068_00222_32340_8403.N1	07-MAY-2008 08:51:07	Straylight	38.500	81	Eta Cen	2.3560	28000.	77	32340	No
137	GOM_NL__2PRFIN20080507_085307_000000432068_00222_32340_8404.N1	07-MAY-2008 08:53:07	Tw_i_and_stray	43.000	54	5The Cen	2.0550	4500.0	86	32340	No
138	GOM_NL__2PRFIN20080507_085718_000000382068_00222_32340_8405.N1	07-MAY-2008 08:57:18	Bright	38.000	169	46Gam Hya	2.9910	4700.0	76	32340	No
139	GOM_NL__2PRFIN20080507_090035_000000382068_00222_32340_8406.N1	07-MAY-2008 09:00:35	Bright	38.000	15	67Alp Vir	0.97600	28000.	76	32340	No
140	GOM_NL__2PRFIN20080507_090344_000000362068_00222_32340_8407.N1	07-MAY-2008 09:03:44	Bright	35.500	121	29Gam Vir	2.7400	7200.0	71	32340	No
141	GOM_NL__2PRFIN20080507_090655_000000352068_00222_32340_8408.N1	07-MAY-2008 09:06:55	Bright	35.000	138	47Eps Vir	2.8280	4700.0	70	32340	No
142	GOM_NL__2PRFIN20080507_090852_000000372068_00222_32340_8409.N1	07-MAY-2008 09:08:52	Bright	37.000	111	8Eta Boo	2.6800	6000.0	74	32340	No
143	GOM_NL__2PRFIN20080507_091433_000000362068_00222_32340_8410.N1	07-MAY-2008 09:14:33	Bright	35.500	152	12Alp2CVn	2.8900	11000.	71	32340	No
144	GOM_NL__2PRFIN20080507_091743_000000382068_00222_32340_8411.N1	07-MAY-2008 09:17:43	Bright	37.500	39	85Eta UMa	1.8540	24000.	75	32340	No
145	GOM_NL__2PRFIN20080507_091911_000000352068_00222_32340_8412.N1	07-MAY-2008 09:19:11	Bright	34.500	55	79Zet UMa	2.0600	10200.	69	32340	No
146	GOM_NL__2PRFIN20080507_092211_000000342068_00222_32340_8413.N1	07-MAY-2008 09:22:11	Bright	33.500	36	50Alp UMa	1.8000	6300.0	67	32340	No
147	GOM_NL__2PRFIN20080507_092510_000000372068_00222_32340_8414.N1	07-MAY-2008 09:25:10	Bright	36.500	60	7Bet UMi	2.0810	3950.0	73	32340	No
148	GOM_NL__2PRFIN20080507_092915_000000362068_00222_32340_8415.N1	07-MAY-2008 09:29:15	Bright	35.500	49	1Alp UMi	1.9900	6300.0	71	32340	No
149	GOM_NL__2PRFIN20080507_093722_000000522068_00222_32340_8416.N1	07-MAY-2008 09:37:22	Bright	52.000	76	27Gam Cas	2.3000	30000.	104	32340	No
150	GOM_NL__2PRFIN20080507_094645_000000382068_00222_32340_8417.N1	07-MAY-2008 09:46:45	Bright	37.500	58	21Alp And	2.0730	11000.	75	32340	No
151	GOM_NL__2PRFIN20080507_095927_000000432068_00222_32340_8418.N1	07-MAY-2008 09:59:27	Dark	42.500	52	16Bet Cet	2.0370	4500.0	85	32340	No
152	GOM_NL__2PRFIN20080507_100505_000000442068_00222_32340_8419.N1	07-MAY-2008 10:05:05	Dark	44.000	18	24Alp PsA	1.1660	9700.0	88	32340	No
153	GOM_NL__2PRFIN20080507_100941_000000522068_00222_32340_8420.N1	07-MAY-2008 10:09:41	Dark	51.500	63	Bet Gru	2.1500	2800.0	103	32340	No
154	GOM_NL__2PRFIN20080507_101056_000000412068_00222_32340_8421.N1	07-MAY-2008 10:10:56	Dark	40.500	31	Alp Gru	1.7340	15200.	81	32340	No
155	GOM_NL__2PRFIN20080507_101312_000000392068_00223_32341_8410.N1	07-MAY-2008 10:13:12	Dark	39.000	148	Alp Tuc	2.8780	4100.0	78	32341	No
156	GOM_NL__2PRFIN20080507_101631_000000412068_00223_32341_8411.N1	07-MAY-2008 10:16:31	Dark	41.000	45	Alp Pav	1.9400	26000.	82	32341	No
157	GOM_NL__2PRFIN20080507_102236_000000392068_00223_32341_8412.N1	07-MAY-2008 10:22:36	Straylight	39.000	43	Alp TrA	1.9100	4250.0	78	32341	No
158	GOM_NL__2PRFIN20080507_102448_000000372068_00223_32341_8413.N1	07-MAY-2008 10:24:48	Straylight	37.000	134	Bet TrA	2.8100	6600.0	74	32341	No
159	GOM_NL__2PRFIN20080507_102642_000000442068_00223_32341_8414.N1	07-MAY-2008 10:26:42	Straylight	43.500	4	Alp1Cen	-0.010000	5800.0	87	32341	No
160	GOM_NL__2PRFIN20080507_103012_000000362068_00223_32341_8415.N1	07-MAY-2008 10:30:12	Straylight	36.000	78	Alp Lup	2.3040	28000.	72	32341	No

161	GOM_NL__2PRFIN20080507_103143_000000392068_00223_32341_8416.N1	07-MAY-2008 10:31:43	Straylight	38.500	81	Eta Cen	2.3560	28000.	77	32341	No
162	GOM_NL__2PRFIN20080507_103343_000000452068_00223_32341_8417.N1	07-MAY-2008 10:33:43	Tw_i_and_stray	44.500	54	5The Cen	2.0550	4500.0	89	32341	No
163	GOM_NL__2PRFIN20080507_103754_000000492068_00223_32341_8418.N1	07-MAY-2008 10:37:54	Bright	49.000	169	46Gam Hya	2.9910	4700.0	98	32341	No
164	GOM_NL__2PRFIN20080507_104111_000000392068_00223_32341_8419.N1	07-MAY-2008 10:41:11	Bright	38.500	15	67Alp Vir	0.97600	28000.	77	32341	No
165	GOM_NL__2PRFIN20080507_104420_000000362068_00223_32341_8420.N1	07-MAY-2008 10:44:20	Bright	36.000	121	29Gam Vir	2.7400	7200.0	72	32341	No
166	GOM_NL__2PRFIN20080507_104731_000000352068_00223_32341_8421.N1	07-MAY-2008 10:47:31	Bright	35.000	138	47Eps Vir	2.8280	4700.0	70	32341	No
167	GOM_NL__2PRFIN20080507_104928_000000362068_00223_32341_8422.N1	07-MAY-2008 10:49:28	Bright	36.000	111	8Eta Boo	2.6800	6000.0	72	32341	No
168	GOM_NL__2PRFIN20080507_105509_000000352068_00223_32341_8423.N1	07-MAY-2008 10:55:09	Bright	35.000	152	12Alp2CVn	2.8900	11000.	70	32341	No
169	GOM_NL__2PRFIN20080507_105819_000000392068_00223_32341_8424.N1	07-MAY-2008 10:58:19	Bright	38.500	39	85Eta UMa	1.8540	24000.	77	32341	No
170	GOM_NL__2PRFIN20080507_105947_000000372068_00223_32341_8425.N1	07-MAY-2008 10:59:47	Bright	36.500	55	79Zet UMa	2.0600	10200.	73	32341	No
171	GOM_NL__2PRFIN20080507_110247_000000352068_00223_32341_8426.N1	07-MAY-2008 11:02:47	Bright	35.000	36	50Alp UMa	1.8000	6300.0	70	32341	No
172	GOM_NL__2PRFIN20080507_110546_000000382068_00223_32341_8427.N1	07-MAY-2008 11:05:46	Bright	37.500	60	7Bet UMi	2.0810	3950.0	75	32341	No
173	GOM_NL__2PRFIN20080507_110951_000000332068_00223_32341_8428.N1	07-MAY-2008 11:09:51	Bright	33.000	49	1Alp UMi	1.9900	6300.0	66	32341	No
174	GOM_NL__2PRFIN20080507_111758_000000522068_00223_32341_8429.N1	07-MAY-2008 11:17:58	Bright	52.000	76	27Gam Cas	2.3000	30000.	104	32341	No
175	GOM_NL__2PRFIN20080507_111913_000000472068_00223_32341_8430.N1	07-MAY-2008 11:19:13	Bright	46.500	68	18Alp Cas	2.2250	4500.0	93	32341	No
176	GOM_NL__2PRFIN20080507_112721_000000492068_00223_32341_8431.N1	07-MAY-2008 11:27:21	Bright	48.500	58	21Alp And	2.0730	11000.	97	32341	No
177	GOM_NL__2PRFIN20080507_114004_000000432068_00223_32341_8432.N1	07-MAY-2008 11:40:04	Dark	42.500	52	16Bet Cet	2.0370	4500.0	85	32341	No
178	GOM_NL__2PRFIN20080507_114542_000000462068_00223_32341_8433.N1	07-MAY-2008 11:45:42	Dark	45.500	18	24Alp PsA	1.1660	9700.0	91	32341	No
179	GOM_NL__2PRFIN20080507_115018_000000502068_00223_32341_8434.N1	07-MAY-2008 11:50:18	Dark	50.000	63	Bet Gru	2.1500	2800.0	100	32341	No
180	GOM_NL__2PRFIN20080507_115132_000000422068_00223_32341_8435.N1	07-MAY-2008 11:51:32	Dark	41.500	31	Alp Gru	1.7340	15200.	83	32341	No
181	GOM_NL__2PRFIN20080507_115349_000000392068_00224_32342_8437.N1	07-MAY-2008 11:53:49	Dark	38.500	148	Alp Tuc	2.8780	4100.0	77	32342	No
182	GOM_NL__2PRFIN20080507_115707_000000412068_00224_32342_8438.N1	07-MAY-2008 11:57:07	Dark	40.500	45	Alp Pav	1.9400	26000.	81	32342	No
183	GOM_NL__2PRFIN20080507_120312_000000382068_00224_32342_8439.N1	07-MAY-2008 12:03:12	Straylight	37.500	43	Alp TrA	1.9100	4250.0	75	32342	No
184	GOM_NL__2PRFIN20080507_120524_000000372068_00224_32342_8440.N1	07-MAY-2008 12:05:24	Straylight	37.000	134	Bet TrA	2.8100	6600.0	74	32342	No
185	GOM_NL__2PRFIN20080507_120718_000000412068_00224_32342_8441.N1	07-MAY-2008 12:07:18	Straylight	41.000	4	Alp1Cen	-0.010000	5800.0	82	32342	No
186	GOM_NL__2PRFIN20080507_121048_000000382068_00224_32342_8442.N1	07-MAY-2008 12:10:48	Straylight	37.500	78	Alp Lup	2.3040	28000.	75	32342	No
187	GOM_NL__2PRFIN20080507_121219_000000392068_00224_32342_8443.N1	07-MAY-2008 12:12:19	Straylight	38.500	81	Eta Cen	2.3560	28000.	77	32342	No
188	GOM_NL__2PRFIN20080507_121419_000000422068_00224_32342_8444.N1	07-MAY-2008 12:14:19	Tw_i_and_stray	42.000	54	5The Cen	2.0550	4500.0	84	32342	No
189	GOM_NL__2PRFIN20080507_121831_000000392068_00224_32342_8445.N1	07-MAY-2008 12:18:31	Bright	38.500	169	46Gam Hya	2.9910	4700.0	77	32342	No
190	GOM_NL__2PRFIN20080507_122147_000000382068_00224_32342_8446.N1	07-MAY-2008 12:21:47	Bright	38.000	15	67Alp Vir	0.97600	28000.	76	32342	No
191	GOM_NL__2PRFIN20080507_122456_000000362068_00224_32342_8447.N1	07-MAY-2008 12:24:56	Bright	36.000	121	29Gam Vir	2.7400	7200.0	72	32342	No
192	GOM_NL__2PRFIN20080507_122808_000000362068_00224_32342_8448.N1	07-MAY-2008 12:28:08	Bright	35.500	138	47Eps Vir	2.8280	4700.0	71	32342	No
193	GOM_NL__2PRFIN20080507_123004_000000362068_00224_32342_8449.N1	07-MAY-2008 12:30:04	Bright	35.500	111	8Eta Boo	2.6800	6000.0	71	32342	No
194	GOM_NL__2PRFIN20080507_123545_000000362068_00224_32342_8450.N1	07-MAY-2008 12:35:45	Bright	36.000	152	12Alp2CVn	2.8900	11000.	72	32342	No
195	GOM_NL__2PRFIN20080507_123855_000000382068_00224_32342_8451.N1	07-MAY-2008 12:38:55	Bright	37.500	39	85Eta UMa	1.8540	24000.	75	32342	No
196	GOM_NL__2PRFIN20080507_124023_000000382068_00224_32342_8452.N1	07-MAY-2008 12:40:23	Bright	37.500	55	79Zet UMa	2.0600	10200.	75	32342	No
197	GOM_NL__2PRFIN20080507_124323_000000362068_00224_32342_8453.N1	07-MAY-2008 12:43:23	Bright	36.000	36	50Alp UMa	1.8000	6300.0	72	32342	No
198	GOM_NL__2PRFIN20080507_124622_000000372068_00224_32342_8454.N1	07-MAY-2008 12:46:22	Bright	37.000	60	7Bet UMi	2.0810	3950.0	74	32342	No
199	GOM_NL__2PRFIN20080507_125027_000000332068_00224_32342_8455.N1	07-MAY-2008 12:50:27	Bright	33.000	49	1Alp UMi	1.9900	6300.0	66	32342	No
200	GOM_NL__2PRFIN20080507_125834_000000472068_00224_32342_8456.N1	07-MAY-2008 12:58:34	Bright	47.000	76	27Gam Cas	2.3000	30000.	94	32342	No
201	GOM_NL__2PRFIN20080507_125949_000000352068_00224_32342_8457.N1	07-MAY-2008 12:59:49	Bright	35.000	68	18Alp Cas	2.2250	4500.0	70	32342	No
202	GOM_NL__2PRFIN20080507_130757_000000482068_00224_32342_8458.N1	07-MAY-2008 13:07:57	Bright	47.500	58	21Alp And	2.0730	11000.	95	32342	No
203	GOM_NL__2PRFIN20080507_132040_000000412068_00224_32342_8459.N1	07-MAY-2008 13:20:40	Dark	40.500	52	16Bet Cet	2.0370	4500.0	81	32342	No
204	GOM_NL__2PRFIN20080507_132618_000000462068_00224_32342_8460.N1	07-MAY-2008 13:26:18	Dark	46.000	18	24Alp PsA	1.1660	9700.0	92	32342	No
205	GOM_NL__2PRFIN20080507_133054_000000522068_00224_32342_8461.N1	07-MAY-2008 13:30:54	Dark	52.000	63	Bet Gru	2.1500	2800.0	104	32342	No
206	GOM_NL__2PRFIN20080507_133209_000000412068_00224_32342_8462.N1	07-MAY-2008 13:32:09	Dark	41.000	31	Alp Gru	1.7340	15200.	82	32342	No
207	GOM_NL__2PRFIN20080507_133425_000000392068_00225_32343_8432.N1	07-MAY-2008 13:34:25	Dark	38.500	148	Alp Tuc	2.8780	4100.0	77	32343	No
208	GOM_NL__2PRFIN20080507_133744_000000422068_00225_32343_8433.N1	07-MAY-2008 13:37:44	Dark	41.500	45	Alp Pav	1.9400	26000.	83	32343	No
209	GOM_NL__2PRFIN20080507_134349_000000392068_00225_32343_8434.N1	07-MAY-2008 13:43:49	Straylight	39.000	43	Alp TrA	1.9100	4250.0	78	32343	No
210	GOM_NL__2PRFIN20080507_134600_000000372068_00225_32343_8435.N1	07-MAY-2008 13:46:00	Straylight	37.000	134	Bet TrA	2.8100	6600.0	74	32343	No
211	GOM_NL__2PRFIN20080507_134754_000000442068_00225_32343_8436.N1	07-MAY-2008 13:47:54	Straylight	44.000	4	Alp1Cen	-0.010000	5800.0	88	32343	No
212	GOM_NL__2PRFIN20080507_135124_000000392068_00225_32343_8437.N1	07-MAY-2008 13:51:24	Straylight	38.500	78	Alp Lup	2.3040	28000.	77	32343	No
213	GOM_NL__2PRFIN20080507_135255_000000382068_00225_32343_8438.N1	07-MAY-2008 13:52:55	Straylight	37.500	81	Eta Cen	2.3560	28000.	75	32343	No
214	GOM_NL__2PRFIN20080507_135456_000000422068_00225_32343_8439.N1	07-MAY-2008 13:54:56	Tw_i_and_stray	41.500	54	5The Cen	2.0550	4500.0	83	32343	No
215	GOM_NL__2PRFIN20080507_135907_000000382068_00225_32343_8440.N1	07-MAY-2008 13:59:07	Bright	38.000	169	46Gam Hya	2.9910	4700.0	76	32343	No
216	GOM_NL__2PRFIN20080507_140223_000000362068_00225_32343_8441.N1	07-MAY-2008 14:02:23	Bright	36.000	15	67Alp Vir	0.97600	28000.	72	32343	No
217	GOM_NL__2PRFIN20080507_140532_000000362068_00225_32343_8442.N1	07-MAY-2008 14:05:32	Bright	35.500	121	29Gam Vir	2.7400	7200.0	71	32343	No
218	GOM_NL__2PRFIN20080507_140844_000000352068_00225_32343_8443.N1	07-MAY-2008 14:08:44	Bright	34.500	138	47Eps Vir	2.8280	4700.0	69	32343	No
219	GOM_NL__2PRFIN20080507_141040_000000362068_00225_32343_8444.N1	07-MAY-2008 14:10:40	Bright	36.000	111	8Eta Boo	2.6800	6000.0	72	32343	No

220	GOM_NL__2PRFIN20080507_141621_000000352068_00225_32343_8445.N1	07-MAY-2008 14:16:21	Bright	35.000	152	12Alp2CVn	2.8900	11000.	70	32343	No
221	GOM_NL__2PRFIN20080507_141931_000000372068_00225_32343_8446.N1	07-MAY-2008 14:19:31	Bright	37.000	39	85Eta UMa	1.8540	24000.	74	32343	No
222	GOM_NL__2PRFIN20080507_142059_000000362068_00225_32343_8447.N1	07-MAY-2008 14:20:59	Bright	36.000	55	79Zet UMa	2.0600	10200.	72	32343	No
223	GOM_NL__2PRFIN20080507_142400_000000382068_00225_32343_8448.N1	07-MAY-2008 14:24:00	Bright	38.000	36	50Alp UMa	1.8000	6300.0	76	32343	No
224	GOM_NL__2PRFIN20080507_142658_000000392068_00225_32343_8449.N1	07-MAY-2008 14:26:58	Bright	38.500	60	7Bet UMi	2.0810	3950.0	77	32343	No
225	GOM_NL__2PRFIN20080507_143103_000000342068_00225_32343_8450.N1	07-MAY-2008 14:31:03	Bright	34.000	49	1Alp UMi	1.9900	6300.0	68	32343	No
226	GOM_NL__2PRFIN20080507_143910_000000342068_00225_32343_8451.N1	07-MAY-2008 14:39:10	Bright	34.000	76	27Gam Cas	2.3000	30000.	68	32343	No
227	GOM_NL__2PRFIN20080507_144025_000000362068_00225_32343_8452.N1	07-MAY-2008 14:40:25	Bright	35.500	68	18Alp Cas	2.2250	4500.0	71	32343	No
228	GOM_NL__2PRFIN20080507_144833_000000382068_00225_32343_8453.N1	07-MAY-2008 14:48:33	Bright	37.500	58	21Alp And	2.0730	11000.	75	32343	No
229	GOM_NL__2PRFIN20080507_150116_000000402068_00225_32343_8454.N1	07-MAY-2008 15:01:16	Dark	40.000	52	16Bet Cet	2.0370	4500.0	80	32343	No
230	GOM_NL__2PRFIN20080507_150655_000000462068_00225_32343_8455.N1	07-MAY-2008 15:06:55	Dark	45.500	18	24Alp PsA	1.1660	9700.0	91	32343	No
231	GOM_NL__2PRFIN20080507_151131_000000482068_00225_32343_8456.N1	07-MAY-2008 15:11:31	Dark	48.000	63	Bet Gru	2.1500	2800.0	96	32343	No
232	GOM_NL__2PRFIN20080507_151245_000000442068_00225_32343_8457.N1	07-MAY-2008 15:12:45	Dark	43.500	31	Alp Gru	1.7340	15200.	87	32343	No
233	GOM_NL__2PRFIN20080507_151501_000000382068_00226_32344_8458.N1	07-MAY-2008 15:15:01	Dark	37.500	148	Alp Tuc	2.8780	4100.0	75	32344	No
234	GOM_NL__2PRFIN20080507_151820_000000412068_00226_32344_8459.N1	07-MAY-2008 15:18:20	Dark	40.500	45	Alp Pav	1.9400	26000.	81	32344	No
235	GOM_NL__2PRFIN20080507_152425_000000402068_00226_32344_8460.N1	07-MAY-2008 15:24:25	Straylight	39.500	43	Alp TrA	1.9100	4250.0	79	32344	No
236	GOM_NL__2PRFIN20080507_152637_000000362068_00226_32344_8461.N1	07-MAY-2008 15:26:37	Straylight	36.000	134	Bet TrA	2.8100	6600.0	72	32344	No
237	GOM_NL__2PRFIN20080507_152830_000000502068_00226_32344_8462.N1	07-MAY-2008 15:28:30	Straylight	49.500	4	Alp1Cen	-0.010000	5800.0	99	32344	No
238	GOM_NL__2PRFIN20080507_153200_000000392068_00226_32344_8463.N1	07-MAY-2008 15:32:00	Straylight	38.500	78	Alp Lup	2.3040	28000.	77	32344	No
239	GOM_NL__2PRFIN20080507_153331_000000382068_00226_32344_8464.N1	07-MAY-2008 15:33:31	Straylight	37.500	81	Eta Cen	2.3560	28000.	75	32344	No
240	GOM_NL__2PRFIN20080507_153532_000000422068_00226_32344_8465.N1	07-MAY-2008 15:35:32	Tw_i_and_stray	41.500	54	5The Cen	2.0550	4500.0	83	32344	No
241	GOM_NL__2PRFIN20080507_153943_000000382068_00226_32344_8466.N1	07-MAY-2008 15:39:43	Bright	37.500	169	46Gam Hya	2.9910	4700.0	75	32344	No
242	GOM_NL__2PRFIN20080507_154259_000000382068_00226_32344_8467.N1	07-MAY-2008 15:42:59	Bright	38.000	15	67Alp Vir	0.97600	28000.	76	32344	No
243	GOM_NL__2PRFIN20080507_154608_000000372068_00226_32344_8468.N1	07-MAY-2008 15:46:08	Bright	36.500	121	29Gam Vir	2.7400	7200.0	73	32344	No
244	GOM_NL__2PRFIN20080507_154920_000000352068_00226_32344_8469.N1	07-MAY-2008 15:49:20	Bright	35.000	138	47Eps Vir	2.8280	4700.0	70	32344	No
245	GOM_NL__2PRFIN20080507_155116_000000362068_00226_32344_8470.N1	07-MAY-2008 15:51:16	Bright	35.500	111	8Eta Boo	2.6800	6000.0	71	32344	No
246	GOM_NL__2PRFIN20080507_155657_000000342068_00226_32344_8471.N1	07-MAY-2008 15:56:57	Bright	34.000	152	12Alp2CVn	2.8900	11000.	68	32344	No
247	GOM_NL__2PRFIN20080507_160006_000000352068_00226_32344_8472.N1	07-MAY-2008 16:00:06	Bright	34.500	39	85Eta UMa	1.8540	24000.	69	32344	No
248	GOM_NL__2PRFIN20080507_160135_000000352068_00226_32344_8473.N1	07-MAY-2008 16:01:35	Bright	34.500	55	79Zet UMa	2.0600	10200.	69	32344	No
249	GOM_NL__2PRFIN20080507_160436_000000382068_00226_32344_8474.N1	07-MAY-2008 16:04:36	Bright	37.500	36	50Alp UMa	1.8000	6300.0	75	32344	No
250	GOM_NL__2PRFIN20080507_160733_000000392068_00226_32344_8475.N1	07-MAY-2008 16:07:33	Bright	38.500	60	7Bet UMi	2.0810	3950.0	77	32344	No
251	GOM_NL__2PRFIN20080507_161139_000000362068_00226_32344_8476.N1	07-MAY-2008 16:11:39	Bright	35.500	49	1Alp UMi	1.9900	6300.0	71	32344	No
252	GOM_NL__2PRFIN20080507_161946_000000332068_00226_32344_8477.N1	07-MAY-2008 16:19:46	Bright	33.000	76	27Gam Cas	2.3000	30000.	66	32344	No
253	GOM_NL__2PRFIN20080507_162101_000000342068_00226_32344_8478.N1	07-MAY-2008 16:21:01	Bright	34.000	68	18Alp Cas	2.2250	4500.0	68	32344	No
254	GOM_NL__2PRFIN20080507_162909_000000382068_00226_32344_8479.N1	07-MAY-2008 16:29:09	Bright	38.000	58	21Alp And	2.0730	11000.	76	32344	No
255	GOM_NL__2PRFIN20080507_164152_000000412068_00226_32344_8480.N1	07-MAY-2008 16:41:52	Dark	40.500	52	16Bet Cet	2.0370	4500.0	81	32344	No
256	GOM_NL__2PRFIN20080507_164732_000000452068_00226_32344_8481.N1	07-MAY-2008 16:47:32	Dark	45.000	18	24Alp PsA	1.1660	9700.0	90	32344	No
257	GOM_NL__2PRFIN20080507_165207_000000452068_00226_32344_8482.N1	07-MAY-2008 16:52:07	Dark	45.000	63	Bet Gru	2.1500	2800.0	90	32344	No
258	GOM_NL__2PRFIN20080507_165322_000000402068_00226_32344_8483.N1	07-MAY-2008 16:53:22	Dark	40.000	31	Alp Gru	1.7340	15200.	80	32344	No
259	GOM_NL__2PRFIN20080507_165538_000000382068_00227_32345_8473.N1	07-MAY-2008 16:55:38	Dark	38.000	148	Alp Tuc	2.8780	4100.0	76	32345	No
260	GOM_NL__2PRFIN20080507_165857_000000412068_00227_32345_8474.N1	07-MAY-2008 16:58:57	Dark	40.500	45	Alp Pav	1.9400	26000.	81	32345	No
261	GOM_NL__2PRFIN20080507_170501_000000412068_00227_32345_8475.N1	07-MAY-2008 17:05:01	Straylight	40.500	43	Alp TrA	1.9100	4250.0	81	32345	No
262	GOM_NL__2PRFIN20080507_170713_000000372068_00227_32345_8476.N1	07-MAY-2008 17:07:13	Straylight	37.000	134	Bet TrA	2.8100	6600.0	74	32345	No
263	GOM_NL__2PRFIN20080507_170907_000000452068_00227_32345_8477.N1	07-MAY-2008 17:09:07	Straylight	44.500	4	Alp1Cen	-0.010000	5800.0	89	32345	No
264	GOM_NL__2PRFIN20080507_171237_000000372068_00227_32345_8478.N1	07-MAY-2008 17:12:37	Straylight	36.500	78	Alp Lup	2.3040	28000.	73	32345	No
265	GOM_NL__2PRFIN20080507_171408_000000382068_00227_32345_8479.N1	07-MAY-2008 17:14:08	Straylight	38.000	81	Eta Cen	2.3560	28000.	76	32345	No
266	GOM_NL__2PRFIN20080507_171608_000000392068_00227_32345_8480.N1	07-MAY-2008 17:16:08	Tw_i_and_stray	39.000	54	5The Cen	2.0550	4500.0	78	32345	No
267	GOM_NL__2PRFIN20080507_172019_000000382068_00227_32345_8481.N1	07-MAY-2008 17:20:19	Bright	37.500	169	46Gam Hya	2.9910	4700.0	75	32345	No
268	GOM_NL__2PRFIN20080507_172335_000000382068_00227_32345_8482.N1	07-MAY-2008 17:23:35	Bright	38.000	15	67Alp Vir	0.97600	28000.	76	32345	No
269	GOM_NL__2PRFIN20080507_172645_000000372068_00227_32345_8483.N1	07-MAY-2008 17:26:45	Bright	36.500	121	29Gam Vir	2.7400	7200.0	73	32345	No
270	GOM_NL__2PRFIN20080507_172956_000000362068_00227_32345_8484.N1	07-MAY-2008 17:29:56	Bright	35.500	138	47Eps Vir	2.8280	4700.0	71	32345	No
271	GOM_NL__2PRFIN20080507_173152_000000362068_00227_32345_8485.N1	07-MAY-2008 17:31:52	Bright	35.500	111	8Eta Boo	2.6800	6000.0	71	32345	No
272	GOM_NL__2PRFIN20080507_173733_000000362068_00227_32345_8486.N1	07-MAY-2008 17:37:33	Bright	35.500	152	12Alp2CVn	2.8900	11000.	71	32345	No
273	GOM_NL__2PRFIN20080507_174042_000000362068_00227_32345_8487.N1	07-MAY-2008 17:40:42	Bright	36.000	39	85Eta UMa	1.8540	24000.	72	32345	No
274	GOM_NL__2PRFIN20080507_174211_000000362068_00227_32345_8488.N1	07-MAY-2008 17:42:11	Bright	35.500	55	79Zet UMa	2.0600	10200.	71	32345	No
275	GOM_NL__2PRFIN20080507_174512_000000382068_00227_32345_8489.N1	07-MAY-2008 17:45:12	Bright	38.000	36	50Alp UMa	1.8000	6300.0	76	32345	No
276	GOM_NL__2PRFIN20080507_174809_000000352068_00227_32345_8490.N1	07-MAY-2008 17:48:09	Bright	34.500	60	7Bet UMi	2.0810	3950.0	69	32345	No
277	GOM_NL__2PRFIN20080507_175215_000000362068_00227_32345_8491.N1	07-MAY-2008 17:52:15	Bright	36.000	49	1Alp UMi	1.9900	6300.0	72	32345	No
278	GOM_NL__2PRFIN20080507_180022_000000332068_00227_32345_8492.N1	07-MAY-2008 18:00:22	Bright	33.000	76	27Gam Cas	2.3000	30000.	66	32345	No

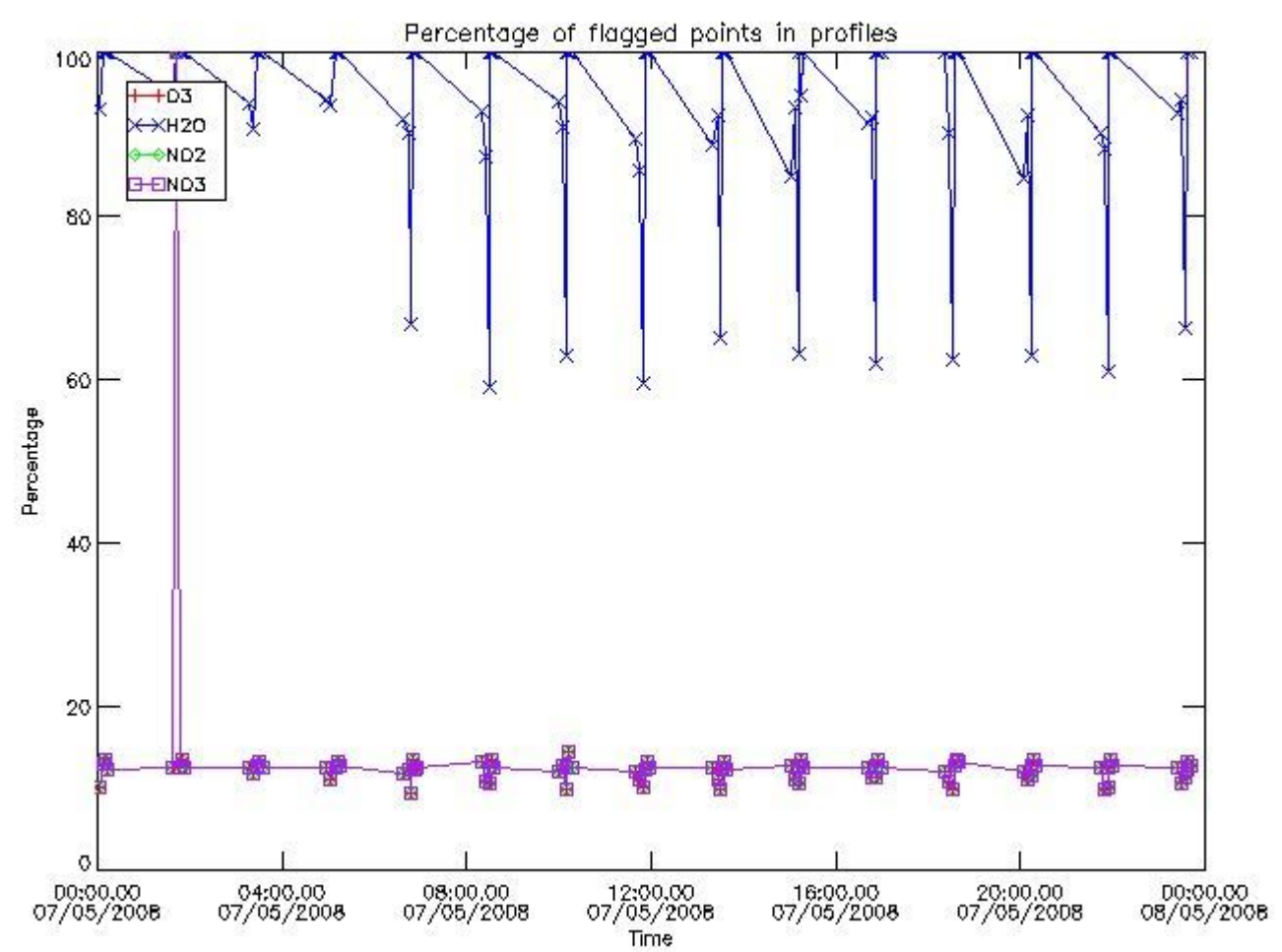
279	GOM_NL__2PRFIN20080507_180137_000000342068_00227_32345_8493.N1	07-MAY-2008 18:01:37	Bright	33.500	68	18Alp Cas	2.2250	4500.0	67	32345	No
280	GOM_NL__2PRFIN20080507_180945_000000542068_00227_32345_8494.N1	07-MAY-2008 18:09:45	Bright	54.000	58	21Alp And	2.0730	11000.	108	32345	No
281	GOM_NL__2PRFIN20080507_182228_000000432068_00227_32345_8495.N1	07-MAY-2008 18:22:28	Dark	42.500	52	16Bet Cet	2.0370	4500.0	85	32345	No
282	GOM_NL__2PRFIN20080507_182808_000000522068_00227_32345_8496.N1	07-MAY-2008 18:28:08	Dark	51.500	18	24Alp PsA	1.1660	9700.0	103	32345	No
283	GOM_NL__2PRFIN20080507_183244_000000512068_00227_32345_8497.N1	07-MAY-2008 18:32:44	Dark	51.000	63	Bet Gru	2.1500	2800.0	102	32345	No
284	GOM_NL__2PRFIN20080507_183359_000000402068_00227_32345_8498.N1	07-MAY-2008 18:33:59	Dark	40.000	31	Alp Gru	1.7340	15200.	80	32345	No
285	GOM_NL__2PRFIN20080507_183614_000000382068_00228_32346_8481.N1	07-MAY-2008 18:36:14	Dark	38.000	148	Alp Tuc	2.8780	4100.0	76	32346	No
286	GOM_NL__2PRFIN20080507_183934_000000422068_00228_32346_8482.N1	07-MAY-2008 18:39:34	Dark	42.000	45	Alp Pav	1.9400	26000.	84	32346	No
287	GOM_NL__2PRFIN20080507_184537_000000462068_00228_32346_8483.N1	07-MAY-2008 18:45:37	Straylight	46.000	43	Alp TrA	1.9100	4250.0	92	32346	No
288	GOM_NL__2PRFIN20080507_184749_000000372068_00228_32346_8484.N1	07-MAY-2008 18:47:49	Straylight	37.000	134	Bet TrA	2.8100	6600.0	74	32346	No
289	GOM_NL__2PRFIN20080507_184943_000000442068_00228_32346_8485.N1	07-MAY-2008 18:49:43	Straylight	44.000	4	Alp1Cen	-0.010000	5800.0	88	32346	No
290	GOM_NL__2PRFIN20080507_185313_000000372068_00228_32346_8486.N1	07-MAY-2008 18:53:13	Straylight	37.000	78	Alp Lup	2.3040	28000.	74	32346	No
291	GOM_NL__2PRFIN20080507_185444_000000402068_00228_32346_8487.N1	07-MAY-2008 18:54:44	Straylight	40.000	81	Eta Cen	2.3560	28000.	80	32346	No
292	GOM_NL__2PRFIN20080507_185644_000000432068_00228_32346_8488.N1	07-MAY-2008 18:56:44	Tw_i_and_stray	43.000	54	5The Cen	2.0550	4500.0	86	32346	No
293	GOM_NL__2PRFIN20080507_190055_000000392068_00228_32346_8489.N1	07-MAY-2008 19:00:55	Bright	38.500	169	46Gam Hya	2.9910	4700.0	77	32346	No
294	GOM_NL__2PRFIN20080507_190411_000000382068_00228_32346_8490.N1	07-MAY-2008 19:04:11	Bright	37.500	15	67Alp Vir	0.97600	28000.	75	32346	No
295	GOM_NL__2PRFIN20080507_190721_000000362068_00228_32346_8491.N1	07-MAY-2008 19:07:21	Bright	36.000	121	29Gam Vir	2.7400	7200.0	72	32346	No
296	GOM_NL__2PRFIN20080507_191032_000000352068_00228_32346_8492.N1	07-MAY-2008 19:10:32	Bright	34.500	138	47Eps Vir	2.8280	4700.0	69	32346	No
297	GOM_NL__2PRFIN20080507_191228_000000372068_00228_32346_8493.N1	07-MAY-2008 19:12:28	Bright	36.500	111	8Eta Boo	2.6800	6000.0	73	32346	No
298	GOM_NL__2PRFIN20080507_191809_000000352068_00228_32346_8494.N1	07-MAY-2008 19:18:09	Bright	34.500	152	12Alp2CVn	2.8900	11000.	69	32346	No
299	GOM_NL__2PRFIN20080507_192118_000000522068_00228_32346_8495.N1	07-MAY-2008 19:21:18	Bright	51.500	39	85Eta UMa	1.8540	24000.	103	32346	No
300	GOM_NL__2PRFIN20080507_192246_000000522068_00228_32346_8496.N1	07-MAY-2008 19:22:46	Bright	52.000	55	79Zet UMa	2.0600	10200.	104	32346	No
301	GOM_NL__2PRFIN20080507_192548_000000372068_00228_32346_8497.N1	07-MAY-2008 19:25:48	Bright	36.500	36	50Alp UMa	1.8000	6300.0	73	32346	No
302	GOM_NL__2PRFIN20080507_192845_000000382068_00228_32346_8498.N1	07-MAY-2008 19:28:45	Bright	38.000	60	7Bet UMi	2.0810	3950.0	76	32346	No
303	GOM_NL__2PRFIN20080507_193251_000000372068_00228_32346_8499.N1	07-MAY-2008 19:32:51	Bright	36.500	49	1Alp UMi	1.9900	6300.0	73	32346	No
304	GOM_NL__2PRFIN20080507_194058_000000322068_00228_32346_8500.N1	07-MAY-2008 19:40:58	Bright	32.000	76	27Gam Cas	2.3000	30000.	64	32346	No
305	GOM_NL__2PRFIN20080507_194213_000000342068_00228_32346_8501.N1	07-MAY-2008 19:42:13	Bright	33.500	68	18Alp Cas	2.2250	4500.0	67	32346	No
306	GOM_NL__2PRFIN20080507_195021_000000452068_00228_32346_8502.N1	07-MAY-2008 19:50:21	Bright	45.000	58	21Alp And	2.0730	11000.	90	32346	No
307	GOM_NL__2PRFIN20080507_200304_000000432068_00228_32346_8503.N1	07-MAY-2008 20:03:04	Dark	42.500	52	16Bet Cet	2.0370	4500.0	85	32346	No
308	GOM_NL__2PRFIN20080507_200845_000000462068_00228_32346_8504.N1	07-MAY-2008 20:08:45	Dark	45.500	18	24Alp PsA	1.1660	9700.0	91	32346	No
309	GOM_NL__2PRFIN20080507_201320_000000532068_00228_32346_8505.N1	07-MAY-2008 20:13:20	Dark	53.000	63	Bet Gru	2.1500	2800.0	106	32346	No
310	GOM_NL__2PRFIN20080507_201435_000000402068_00228_32346_8506.N1	07-MAY-2008 20:14:35	Dark	40.000	31	Alp Gru	1.7340	15200.	80	32346	No
311	GOM_NL__2PRFIN20080507_201650_000000382068_00229_32347_8489.N1	07-MAY-2008 20:16:50	Dark	38.000	148	Alp Tuc	2.8780	4100.0	76	32347	No
312	GOM_NL__2PRFIN20080507_202010_000000402068_00229_32347_8490.N1	07-MAY-2008 20:20:10	Dark	40.000	45	Alp Pav	1.9400	26000.	80	32347	No
313	GOM_NL__2PRFIN20080507_202614_000000392068_00229_32347_8491.N1	07-MAY-2008 20:26:14	Straylight	38.500	43	Alp TrA	1.9100	4250.0	77	32347	No
314	GOM_NL__2PRFIN20080507_202826_000000382068_00229_32347_8492.N1	07-MAY-2008 20:28:26	Straylight	37.500	134	Bet TrA	2.8100	6600.0	75	32347	No
315	GOM_NL__2PRFIN20080507_203019_000000422068_00229_32347_8493.N1	07-MAY-2008 20:30:19	Straylight	41.500	4	Alp1Cen	-0.010000	5800.0	83	32347	No
316	GOM_NL__2PRFIN20080507_203349_000000392068_00229_32347_8494.N1	07-MAY-2008 20:33:49	Straylight	38.500	78	Alp Lup	2.3040	28000.	77	32347	No
317	GOM_NL__2PRFIN20080507_203520_000000402068_00229_32347_8495.N1	07-MAY-2008 20:35:20	Straylight	40.000	81	Eta Cen	2.3560	28000.	80	32347	No
318	GOM_NL__2PRFIN20080507_203720_000000422068_00229_32347_8496.N1	07-MAY-2008 20:37:20	Tw_i_and_stray	41.500	54	5The Cen	2.0550	4500.0	83	32347	No
319	GOM_NL__2PRFIN20080507_204131_000000382068_00229_32347_8497.N1	07-MAY-2008 20:41:31	Bright	37.500	169	46Gam Hya	2.9910	4700.0	75	32347	No
320	GOM_NL__2PRFIN20080507_204447_000000382068_00229_32347_8498.N1	07-MAY-2008 20:44:47	Bright	37.500	15	67Alp Vir	0.97600	28000.	75	32347	No
321	GOM_NL__2PRFIN20080507_204812_000000212068_00229_32347_8499.N1	07-MAY-2008 20:48:12	Dark	20.500	121	29Gam Vir	2.7400	7200.0	41	32347	Yes
322	GOM_NL__2PRFIN20080507_205108_000000352068_00229_32347_8500.N1	07-MAY-2008 20:51:08	Bright	35.000	138	47Eps Vir	2.8280	4700.0	70	32347	No
323	GOM_NL__2PRFIN20080507_205303_000000362068_00229_32347_8501.N1	07-MAY-2008 20:53:03	Bright	35.500	111	8Eta Boo	2.6800	6000.0	71	32347	No
324	GOM_NL__2PRFIN20080507_205845_000000352068_00229_32347_8502.N1	07-MAY-2008 20:58:45	Bright	34.500	152	12Alp2CVn	2.8900	11000.	69	32347	No
325	GOM_NL__2PRFIN20080507_210154_000000342068_00229_32347_8503.N1	07-MAY-2008 21:01:54	Bright	34.000	39	85Eta UMa	1.8540	24000.	68	32347	No
326	GOM_NL__2PRFIN20080507_210322_000000352068_00229_32347_8504.N1	07-MAY-2008 21:03:22	Bright	34.500	55	79Zet UMa	2.0600	10200.	69	32347	No
327	GOM_NL__2PRFIN20080507_210625_000000392068_00229_32347_8505.N1	07-MAY-2008 21:06:25	Bright	38.500	36	50Alp UMa	1.8000	6300.0	77	32347	No
328	GOM_NL__2PRFIN20080507_210921_000000352068_00229_32347_8506.N1	07-MAY-2008 21:09:21	Bright	35.000	60	7Bet UMi	2.0810	3950.0	70	32347	No
329	GOM_NL__2PRFIN20080507_211327_000000372068_00229_32347_8507.N1	07-MAY-2008 21:13:27	Bright	36.500	49	1Alp UMi	1.9900	6300.0	73	32347	No
330	GOM_NL__2PRFIN20080507_212134_000000332068_00229_32347_8508.N1	07-MAY-2008 21:21:34	Bright	33.000	76	27Gam Cas	2.3000	30000.	66	32347	No
331	GOM_NL__2PRFIN20080507_212249_000000352068_00229_32347_8509.N1	07-MAY-2008 21:22:49	Bright	35.000	68	18Alp Cas	2.2250	4500.0	70	32347	No
332	GOM_NL__2PRFIN20080507_213058_000000482068_00229_32347_8510.N1	07-MAY-2008 21:30:58	Bright	48.000	58	21Alp And	2.0730	11000.	96	32347	No
333	GOM_NL__2PRFIN20080507_214341_000000412068_00229_32347_8511.N1	07-MAY-2008 21:43:41	Dark	40.500	52	16Bet Cet	2.0370	4500.0	81	32347	No
334	GOM_NL__2PRFIN20080507_214921_000000512068_00229_32347_8512.N1	07-MAY-2008 21:49:21	Dark	51.000	18	24Alp PsA	1.1660	9700.0	102	32347	No
335	GOM_NL__2PRFIN20080507_215356_000000512068_00229_32347_8513.N1	07-MAY-2008 21:53:56	Dark	50.500	63	Bet Gru	2.1500	2800.0	101	32347	No
336	GOM_NL__2PRFIN20080507_215512_000000412068_00229_32347_8514.N1	07-MAY-2008 21:55:12	Dark	41.000	31	Alp Gru	1.7340	15200.	82	32347	No
337	GOM_NL__2PRFIN20080507_215727_000000382068_00230_32348_8502.N1	07-MAY-2008 21:57:27	Dark	38.000	148	Alp Tuc	2.8780	4100.0	76	32348	No

338	GOM_NL__2PRFIN20080507_220047_000000402068_00230_32348_8503.N1	07-MAY-2008 22:00:47	Dark	40.000	45	Alp Pav	1.9400	26000.	80	32348	No
339	GOM_NL__2PRFIN20080507_220650_000000482068_00230_32348_8504.N1	07-MAY-2008 22:06:50	Straylight	48.000	43	Alp TrA	1.9100	4250.0	96	32348	No
340	GOM_NL__2PRFIN20080507_220902_000000392068_00230_32348_8505.N1	07-MAY-2008 22:09:02	Straylight	38.500	134	Bet TrA	2.8100	6600.0	77	32348	No
341	GOM_NL__2PRFIN20080507_221055_000000522068_00230_32348_8506.N1	07-MAY-2008 22:10:55	Straylight	51.500	4	Alp1Cen	-0.010000	5800.0	103	32348	No
342	GOM_NL__2PRFIN20080507_221425_000000392068_00230_32348_8507.N1	07-MAY-2008 22:14:25	Straylight	39.000	78	Alp Lup	2.3040	28000.	78	32348	No
343	GOM_NL__2PRFIN20080507_221556_000000382068_00230_32348_8508.N1	07-MAY-2008 22:15:56	Straylight	37.500	81	Eta Cen	2.3560	28000.	75	32348	No
344	GOM_NL__2PRFIN20080507_221756_000000412068_00230_32348_8509.N1	07-MAY-2008 22:17:56	Tw_i_and_stray	41.000	54	5The Cen	2.0550	4500.0	82	32348	No
345	GOM_NL__2PRFIN20080507_222207_000000372068_00230_32348_8510.N1	07-MAY-2008 22:22:07	Bright	37.000	169	46Gam Hya	2.9910	4700.0	74	32348	No
346	GOM_NL__2PRFIN20080507_222523_000000372068_00230_32348_8511.N1	07-MAY-2008 22:25:23	Bright	37.000	15	67Alp Vir	0.97600	28000.	74	32348	No
347	GOM_NL__2PRFIN20080507_223144_000000352068_00230_32348_8512.N1	07-MAY-2008 22:31:44	Bright	34.500	138	47Eps Vir	2.8280	4700.0	69	32348	No
348	GOM_NL__2PRFIN20080507_223339_000000352068_00230_32348_8513.N1	07-MAY-2008 22:33:39	Bright	35.000	111	8Eta Boo	2.6800	6000.0	70	32348	No
349	GOM_NL__2PRFIN20080507_223921_000000342068_00230_32348_8514.N1	07-MAY-2008 22:39:21	Bright	34.000	152	12Alp2CVn	2.8900	11000.	68	32348	No
350	GOM_NL__2PRFIN20080507_224230_000000362068_00230_32348_8515.N1	07-MAY-2008 22:42:30	Bright	35.500	39	85Eta UMa	1.8540	24000.	71	32348	No
351	GOM_NL__2PRFIN20080507_224358_000000372068_00230_32348_8516.N1	07-MAY-2008 22:43:58	Bright	36.500	55	79Zet UMa	2.0600	10200.	73	32348	No
352	GOM_NL__2PRFIN20080507_224701_000000382068_00230_32348_8517.N1	07-MAY-2008 22:47:01	Bright	38.000	36	50Alp UMa	1.8000	6300.0	76	32348	No
353	GOM_NL__2PRFIN20080507_224956_000000362068_00230_32348_8518.N1	07-MAY-2008 22:49:56	Bright	35.500	60	7Bet UMi	2.0810	3950.0	71	32348	No
354	GOM_NL__2PRFIN20080507_225402_000000352068_00230_32348_8519.N1	07-MAY-2008 22:54:02	Bright	34.500	49	1Alp UMi	1.9900	6300.0	69	32348	No
355	GOM_NL__2PRFIN20080507_230210_000000352068_00230_32348_8520.N1	07-MAY-2008 23:02:10	Bright	35.000	76	27Gam Cas	2.3000	30000.	70	32348	No
356	GOM_NL__2PRFIN20080507_230325_000000412068_00230_32348_8521.N1	07-MAY-2008 23:03:25	Bright	41.000	68	18Alp Cas	2.2250	4500.0	82	32348	No
357	GOM_NL__2PRFIN20080507_231134_000000382068_00230_32348_8522.N1	07-MAY-2008 23:11:34	Bright	37.500	58	21Alp And	2.0730	11000.	75	32348	No
358	GOM_NL__2PRFIN20080507_231531_000000402068_00230_32348_8523.N1	07-MAY-2008 23:15:31	Twilight	39.500	140	88Gam Peg	2.8340	26000.	79	32348	No
359	GOM_NL__2PRFIN20080507_232417_000000402068_00230_32348_8524.N1	07-MAY-2008 23:24:17	Dark	40.000	52	16Bet Cet	2.0370	4500.0	80	32348	No
360	GOM_NL__2PRFIN20080507_232958_000000532068_00230_32348_8525.N1	07-MAY-2008 23:29:58	Dark	53.000	18	24Alp PsA	1.1660	9700.0	106	32348	No
361	GOM_NL__2PRFIN20080507_233433_000000452068_00230_32348_8526.N1	07-MAY-2008 23:34:33	Dark	45.000	63	Bet Gru	2.1500	2800.0	90	32348	No
362	GOM_NL__2PRFIN20080507_233548_000000422068_00230_32348_8527.N1	07-MAY-2008 23:35:48	Dark	41.500	31	Alp Gru	1.7340	15200.	83	32348	No
363	GOM_NL__2PRFIN20080507_233803_000000392068_00231_32349_8539.N1	07-MAY-2008 23:38:03	Dark	38.500	148	Alp Tuc	2.8780	4100.0	77	32349	No
364	GOM_NL__2PRFIN20080507_234123_000000402068_00231_32349_8540.N1	07-MAY-2008 23:41:23	Dark	40.000	45	Alp Pav	1.9400	26000.	80	32349	No
365	GOM_NL__2PRFIN20080507_234726_000000412068_00231_32349_8541.N1	07-MAY-2008 23:47:26	Straylight	41.000	43	Alp TrA	1.9100	4250.0	82	32349	No
366	GOM_NL__2PRFIN20080507_234938_000000372068_00231_32349_8542.N1	07-MAY-2008 23:49:38	Straylight	37.000	134	Bet TrA	2.8100	6600.0	74	32349	No
367	GOM_NL__2PRFIN20080507_235131_000000462068_00231_32349_8543.N1	07-MAY-2008 23:51:31	Straylight	45.500	4	Alp1Cen	-0.010000	5800.0	91	32349	No
368	GOM_NL__2PRFIN20080507_235501_000000412068_00231_32349_8544.N1	07-MAY-2008 23:55:01	Straylight	41.000	78	Alp Lup	2.3040	28000.	82	32349	No
369	GOM_NL__2PRFIN20080507_235633_000000422068_00231_32349_8545.N1	07-MAY-2008 23:56:33	Straylight	41.500	81	Eta Cen	2.3560	28000.	83	32349	No
370	GOM_NL__2PRFIN20080507_235832_000000452068_00231_32349_8546.N1	07-MAY-2008 23:58:32	Tw_i_and_stray	45.000	54	5The Cen	2.0550	4500.0	90	32349	No

3. Quality information per product

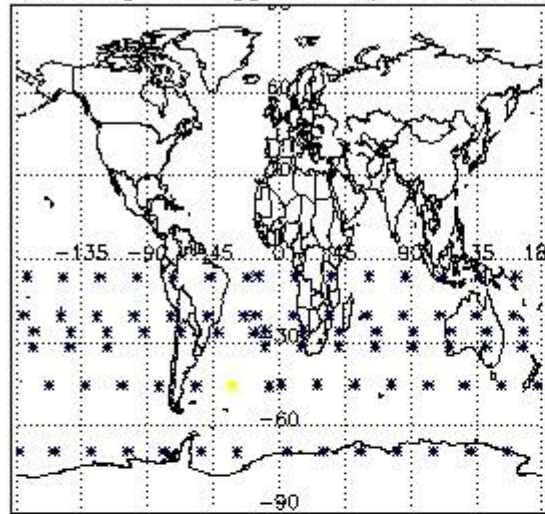
In this section it is plotted some information contained in the Quality Summary data set of the level 2 products. Only products in dark limb conditions and without errors (error flag in the MPH set to "0") are used.

3.1 Plot quality information per product (time dependant)

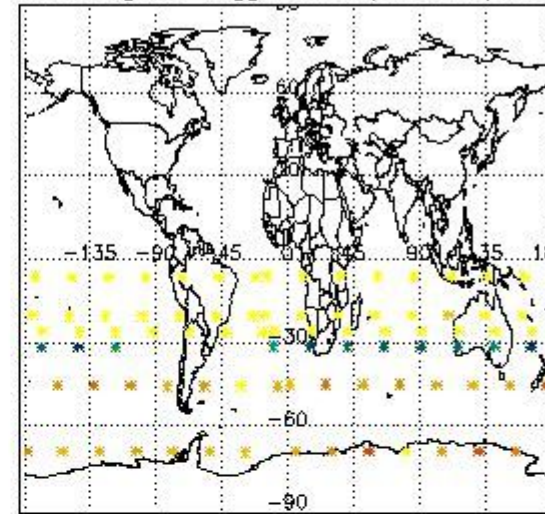


3.2 Plot quality information per product (world map)

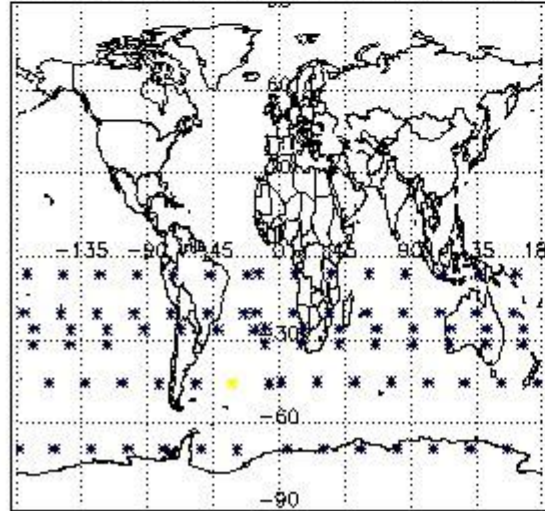
Percentage of flagged data per O3 profile



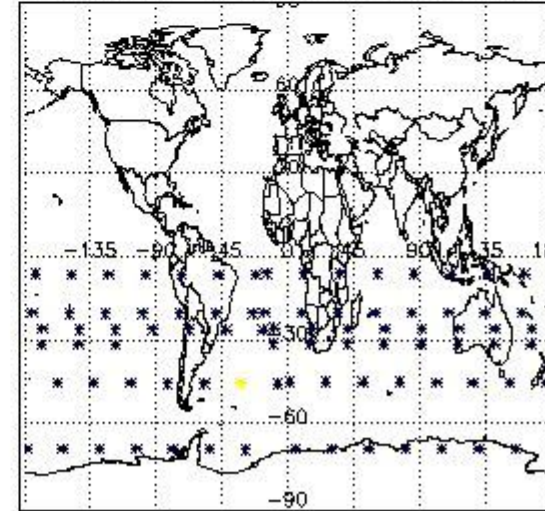
Percentage of flagged data per H2O profile



Percentage of flagged data per NO2 profile



Percentage of flagged data per NO3 profile

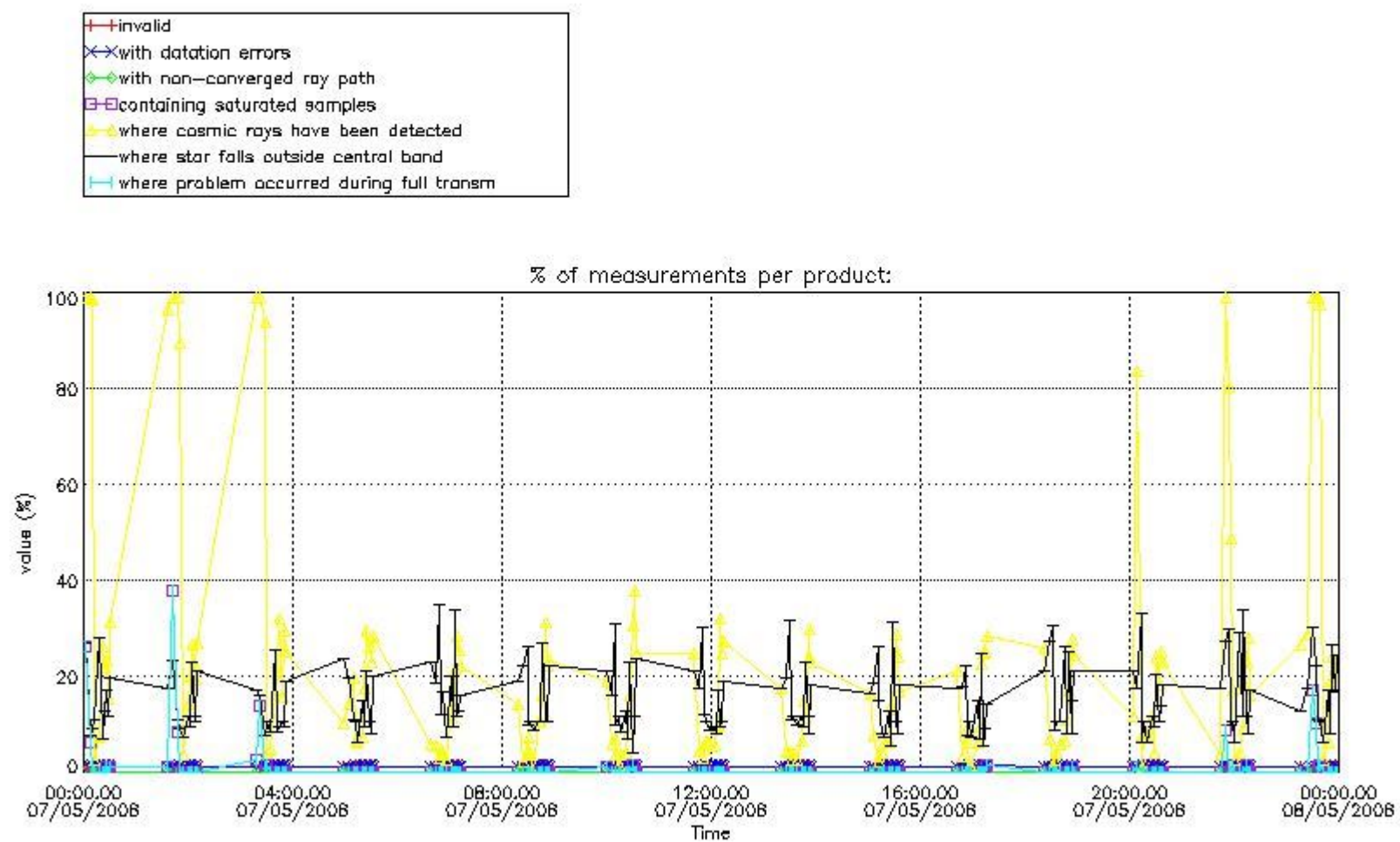


4. Level 1 quality information per product

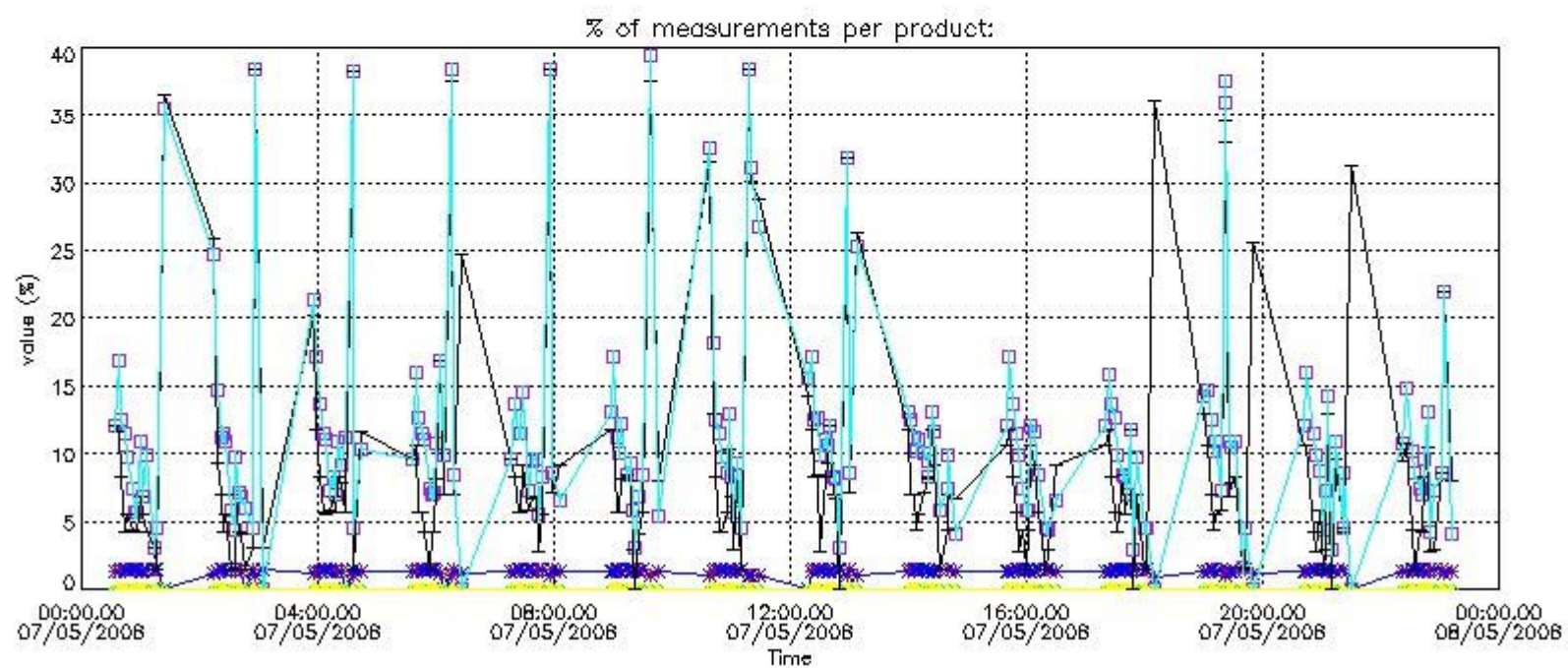
In this section it is plotted some information contained in the Quality Summary data set of the level 2 products that comes from the level 1b processing. Products without errors (error flag in the MPH set to "0") are used.

4.1 Plot quality information per product (time dependant) coming from level 1b processing

4.1.1 Plot level 1 quality information per product (time dependant): ENVISAT ASCENDING passes



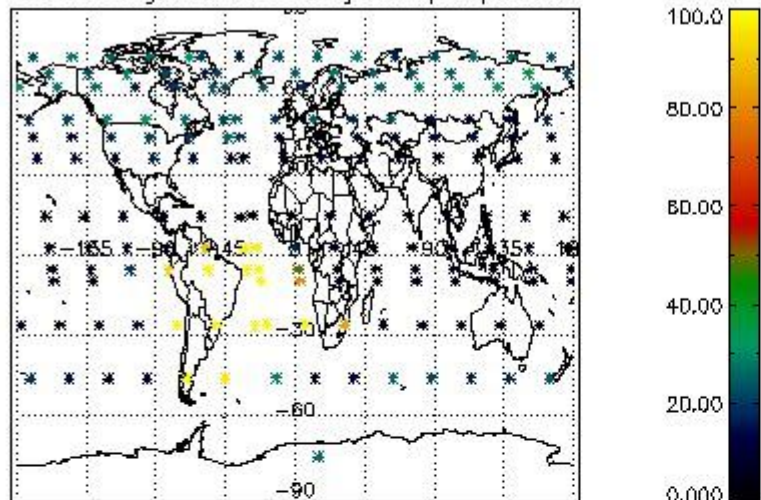
4.1.2 Plot level 1 quality information per product (time dependant): ENVI SAT DESCENDING passes



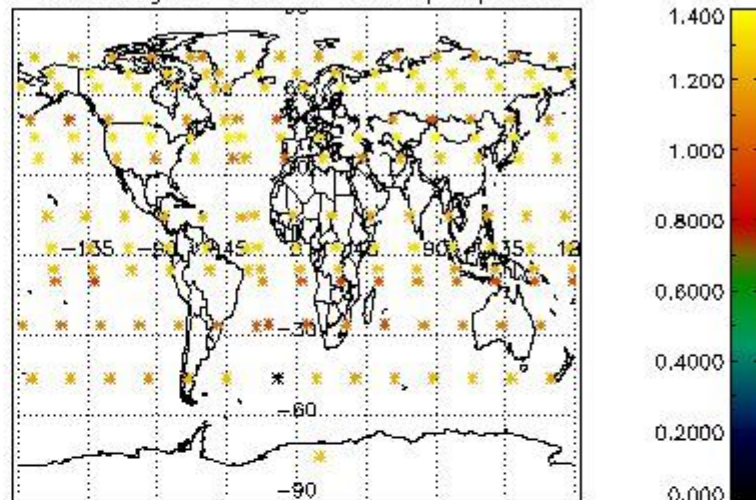
4.2 Plot quality information per product coming from level 1b processing (world map)

4.2.1 Plot level 1 quality information per product (world map): ENVISAT ASCENDING passes

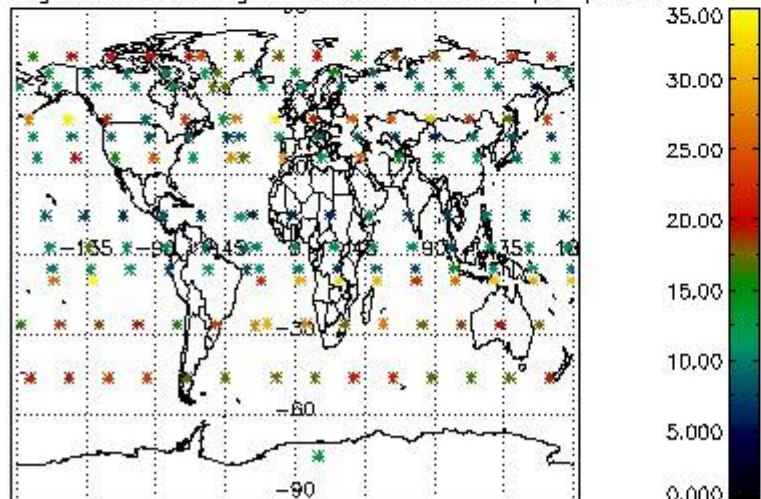
Percentage of cosmic ray hits per profile



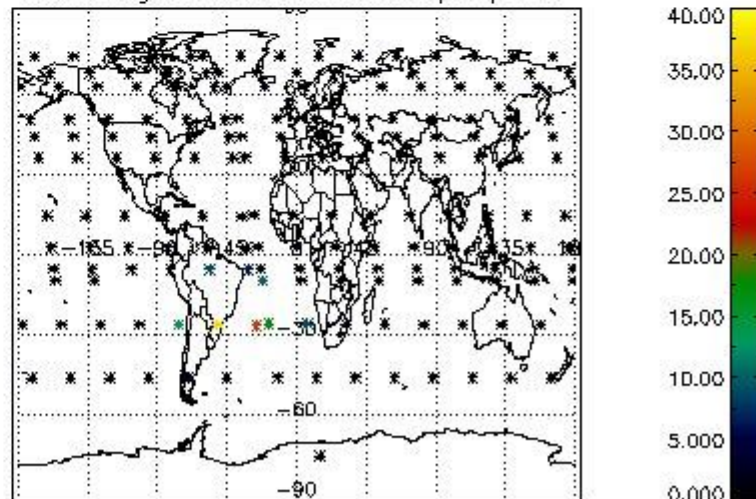
Percentage of datation errors per profile



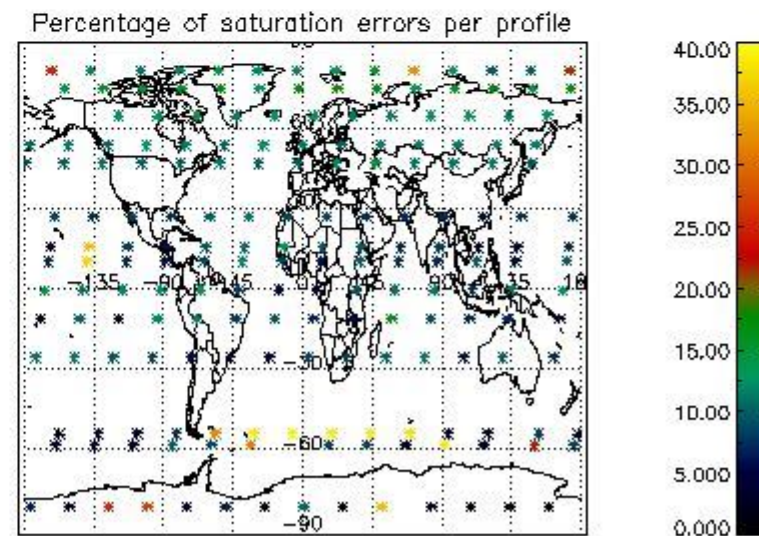
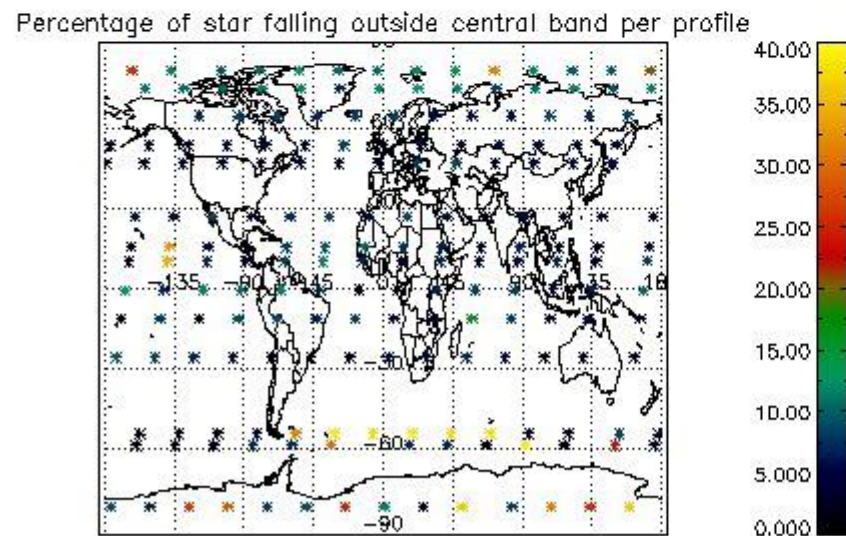
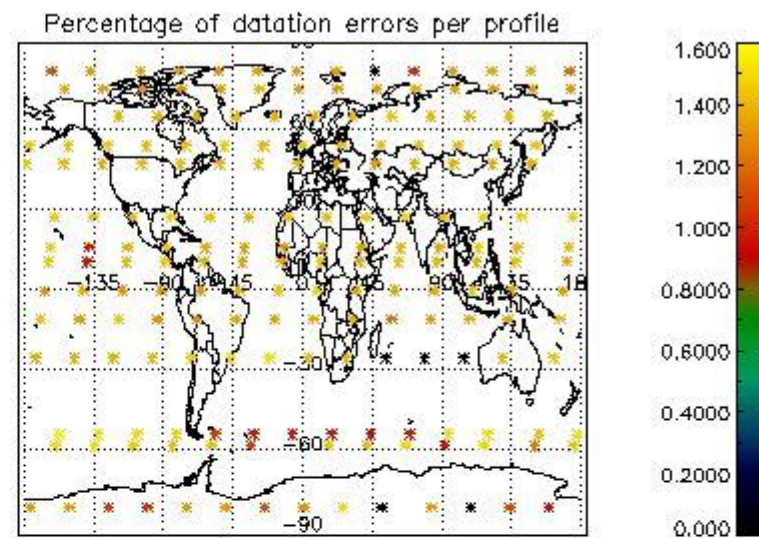
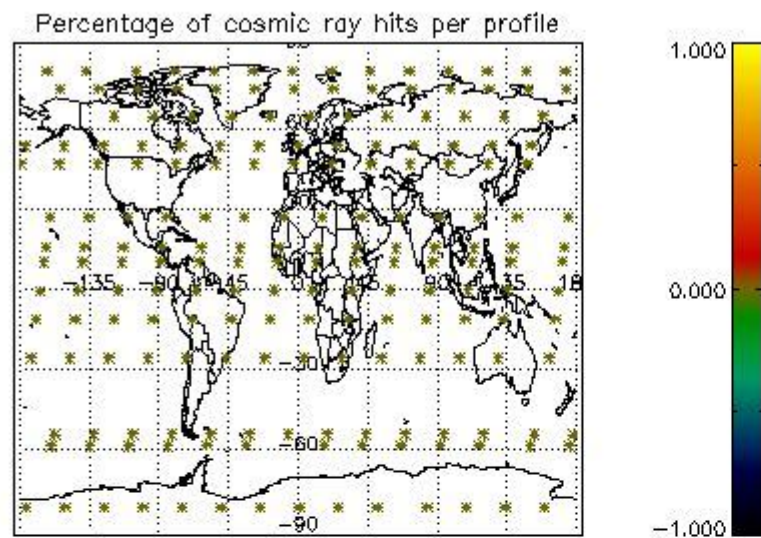
Percentage of star falling outside central band per profile



Percentage of saturation errors per profile



4.2.2 Plot level 1 quality information per product (world map): ENVISAT DESCENDING passes



5. Trace gas profiles

5.1 Ozone statistics based on quality of products

The final quality of the products can be "measured" using the STD (Standard Deviation) attached to every point profile. This information is written to the parameter GOM_NL__2P/NL_LOCAL_SPECIES_DENSITY/o3_std of the level 2 products. The table below shows the statistics for given STD ranges.

The statistics are given with respect to the overall valid production:

- Products without fatal errors: GOM_NL__2P/MPH/PRODUCT_ERR=0
- Valid point profile: GOM_NL__2P/NL_LOCAL_SPECIES_DENSITY/pcd(0)=0

The 'Criteria' is applied to valid points of dark limb products:

- Products in dark limb illumination condition: GOM_NL__2P/NL_SUMMARY_QUALITY/obs_ill_cond=0
- Products without fatal errors: GOM_NL__2P/MPH/PRODUCT_ERR=0
- Valid point profile: GOM_NL__2P/NL_LOCAL_SPECIES_DENSITY/pcd(0)=0

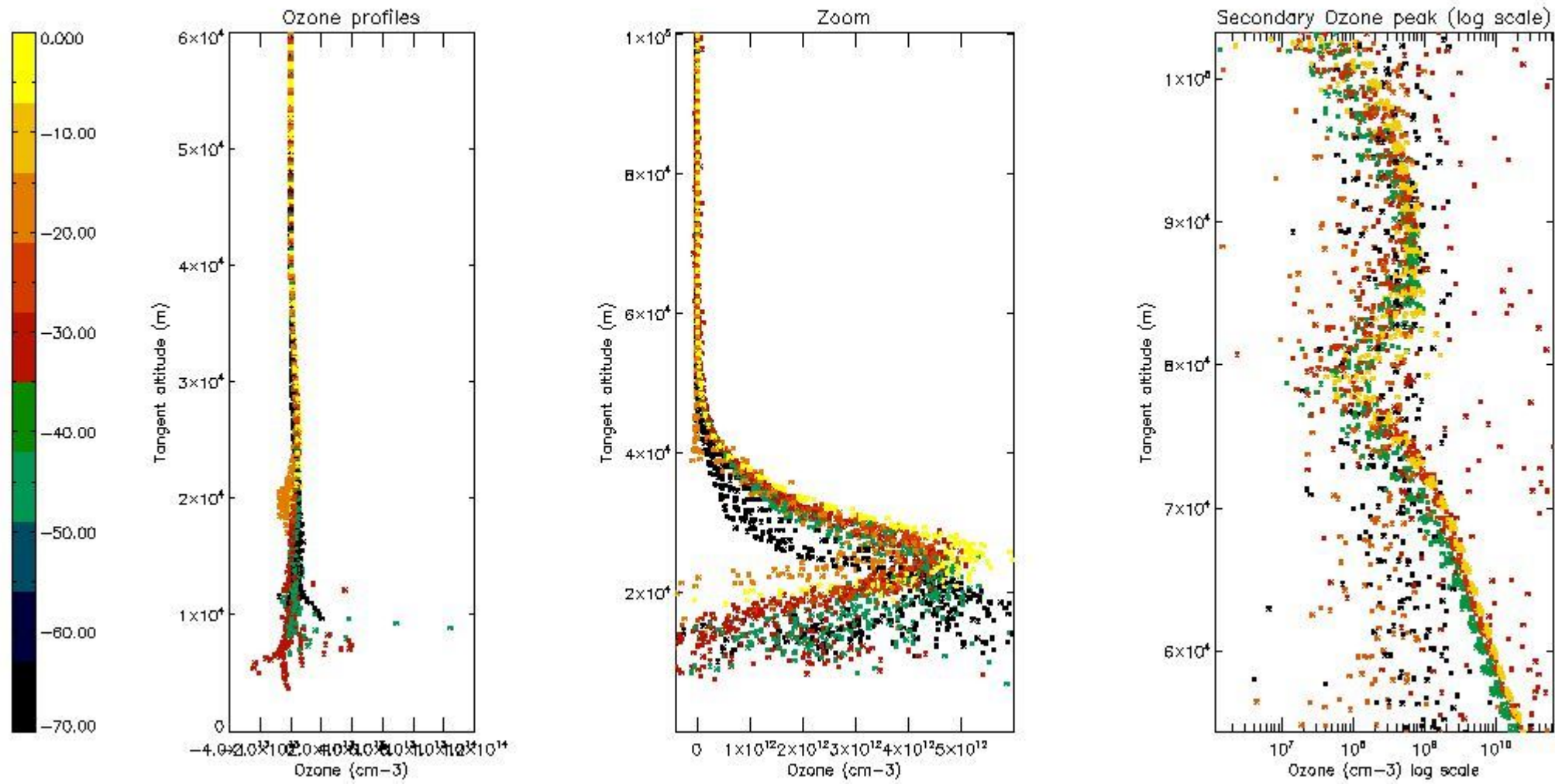
So, the table below shows the percentage of dark limb and valid observations for each criteria with respect to the overall valid daily observations.

Criteria	% of total production
All STD	26
STD < 20	12

STD < 10	9
STD < 5	6

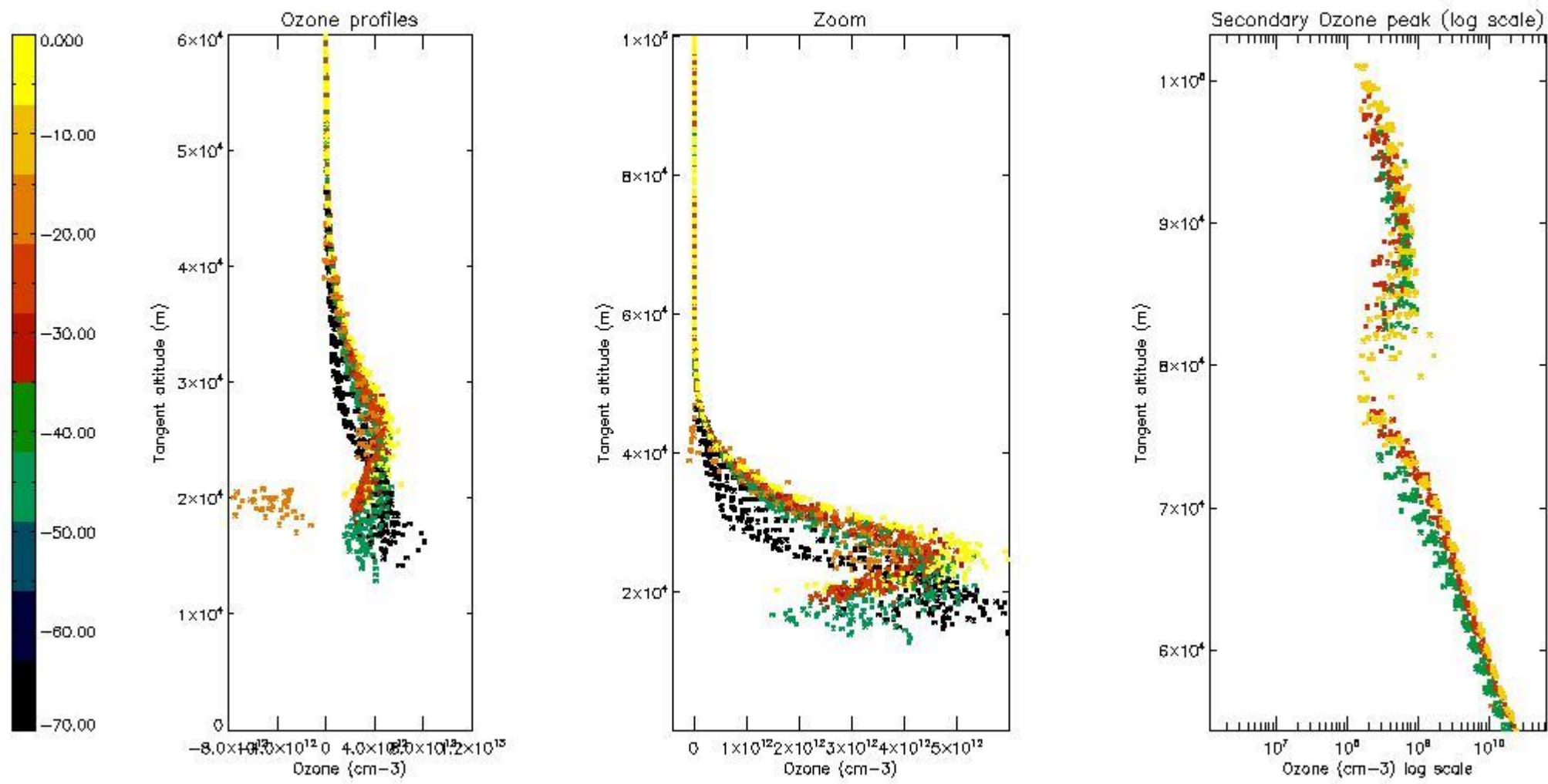
5.2 Plot ozone profiles for all STD (dark without errors)

The colorbar represents the latitude.



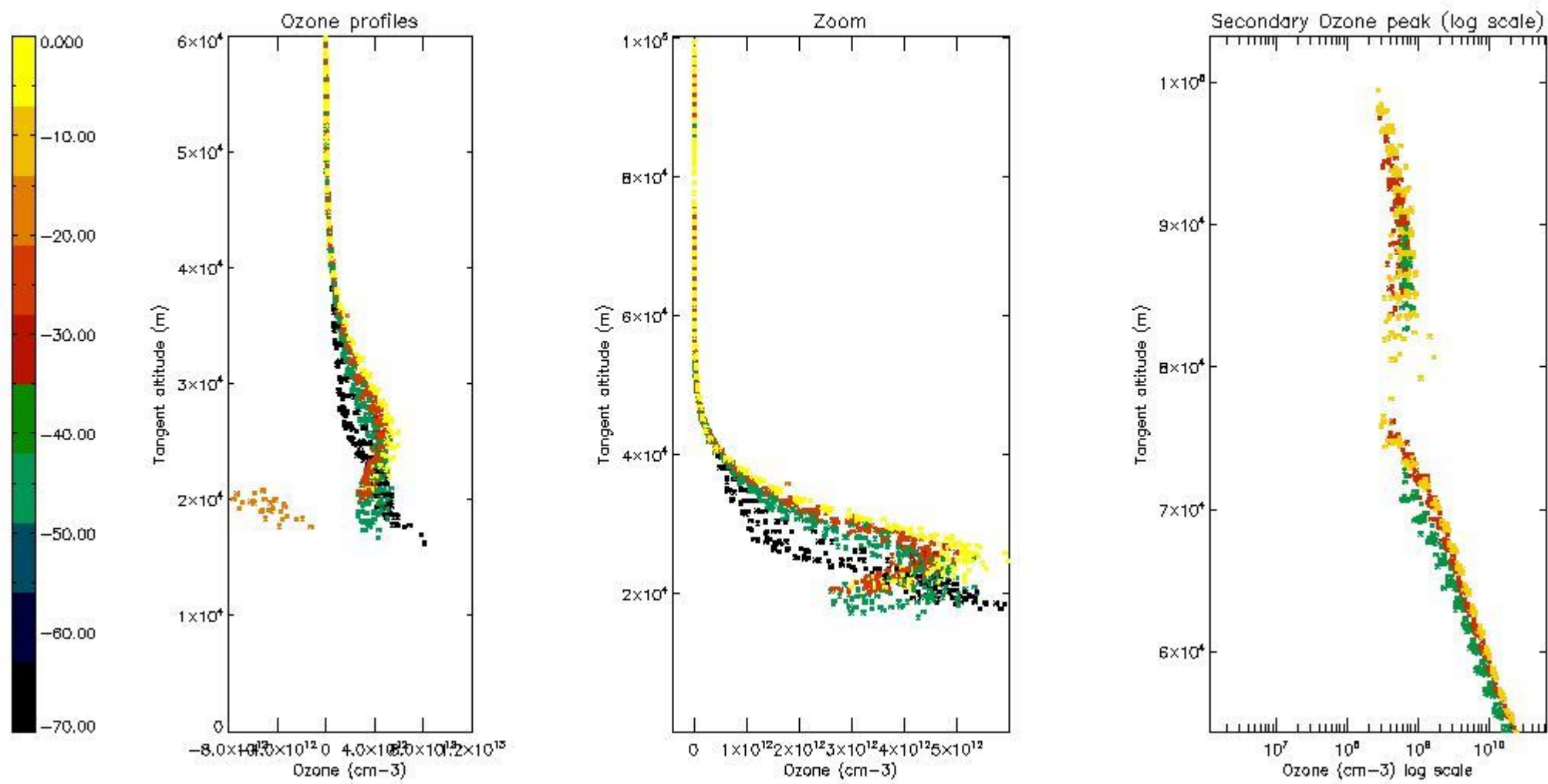
5.3 Plot ozone profiles where STD < 20% (dark without errors)

The colorbar represents the latitude.



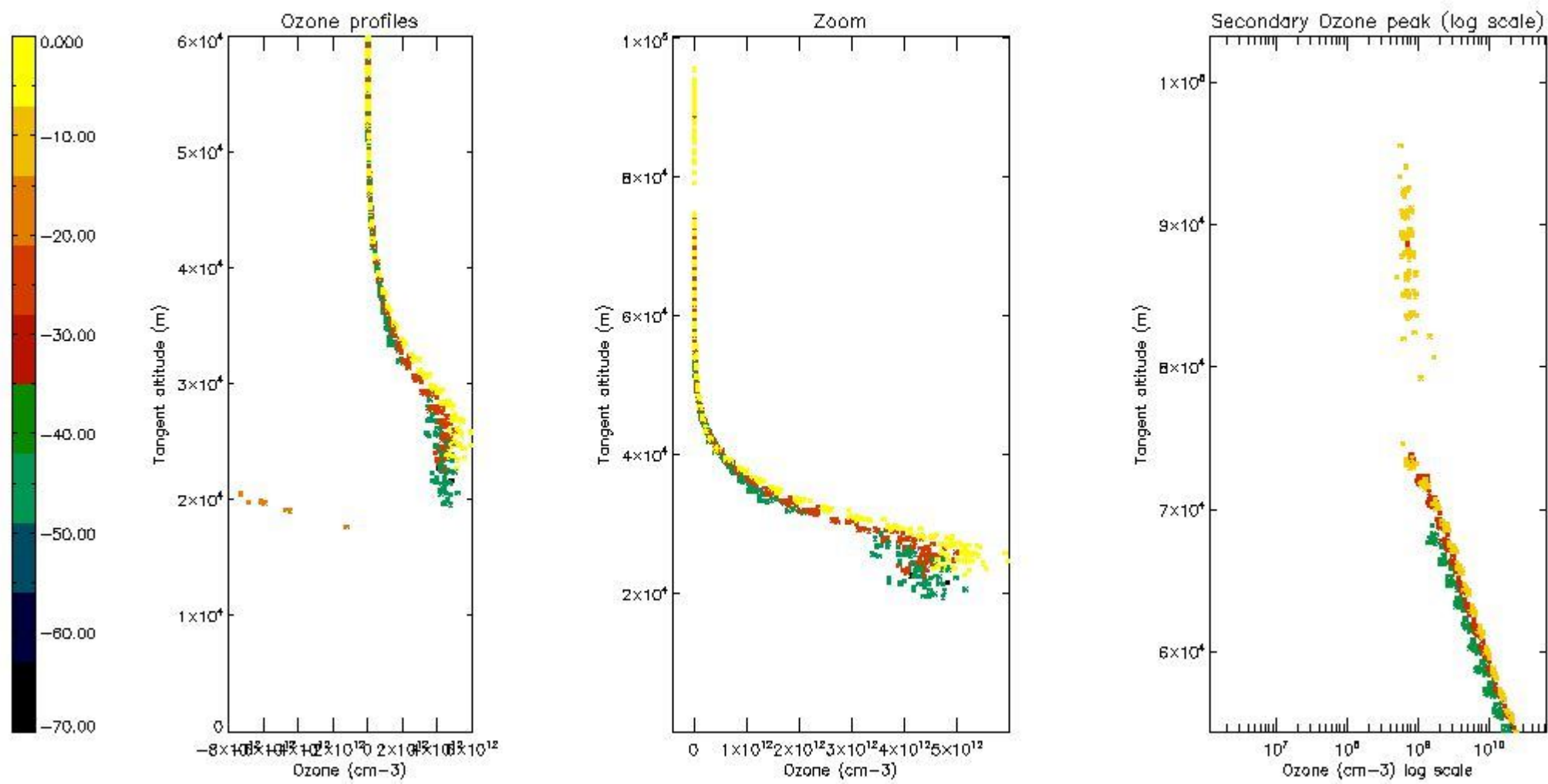
5.4 Plot ozone profiles where STD < 10% (dark without errors)

The colorbar represents the latitude.



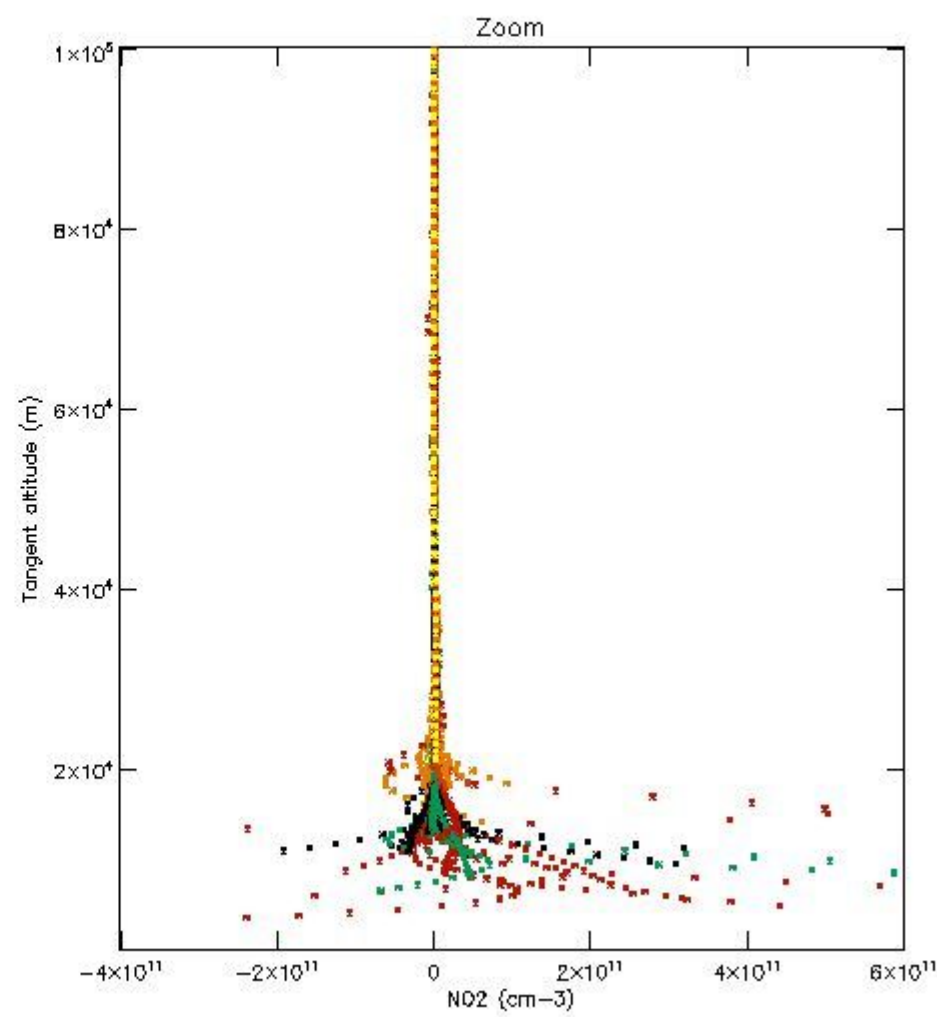
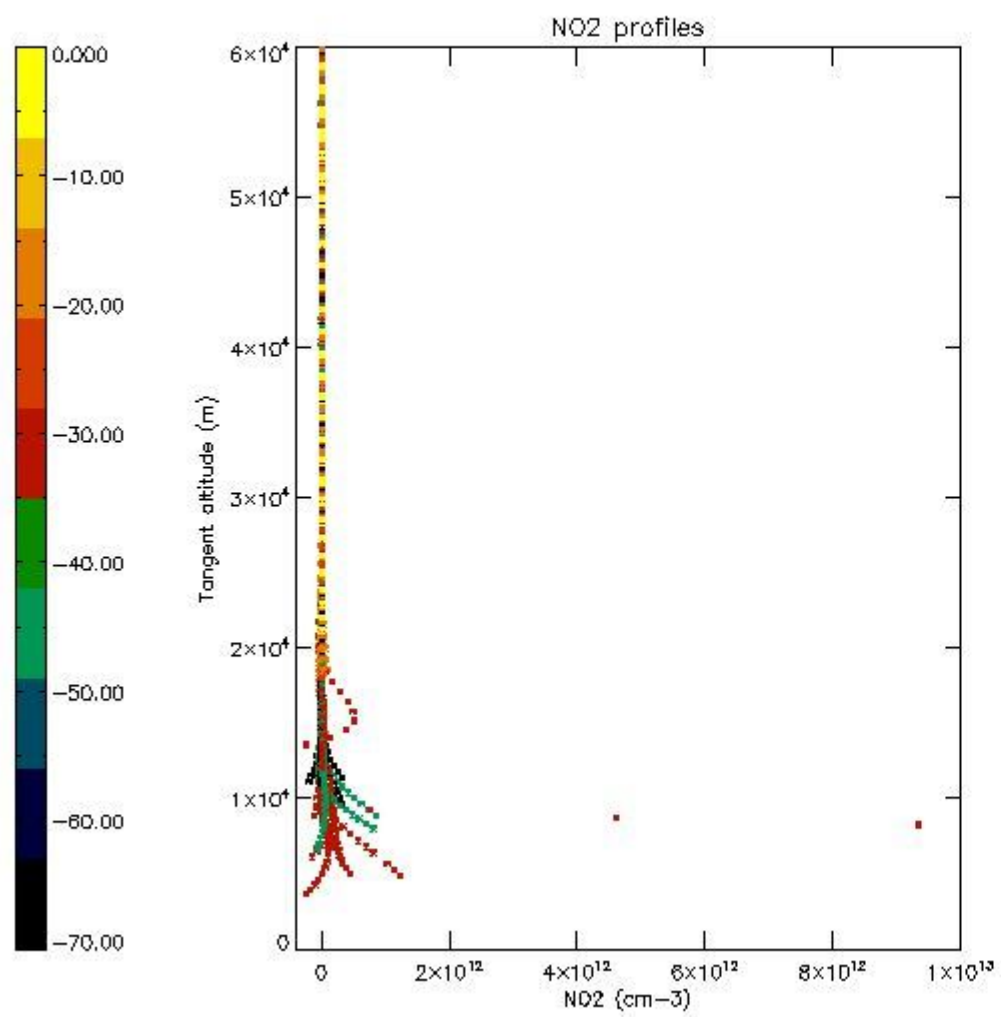
5.5 Plot ozone profiles where STD < 5% (dark without errors)

The colorbar represents the latitude.



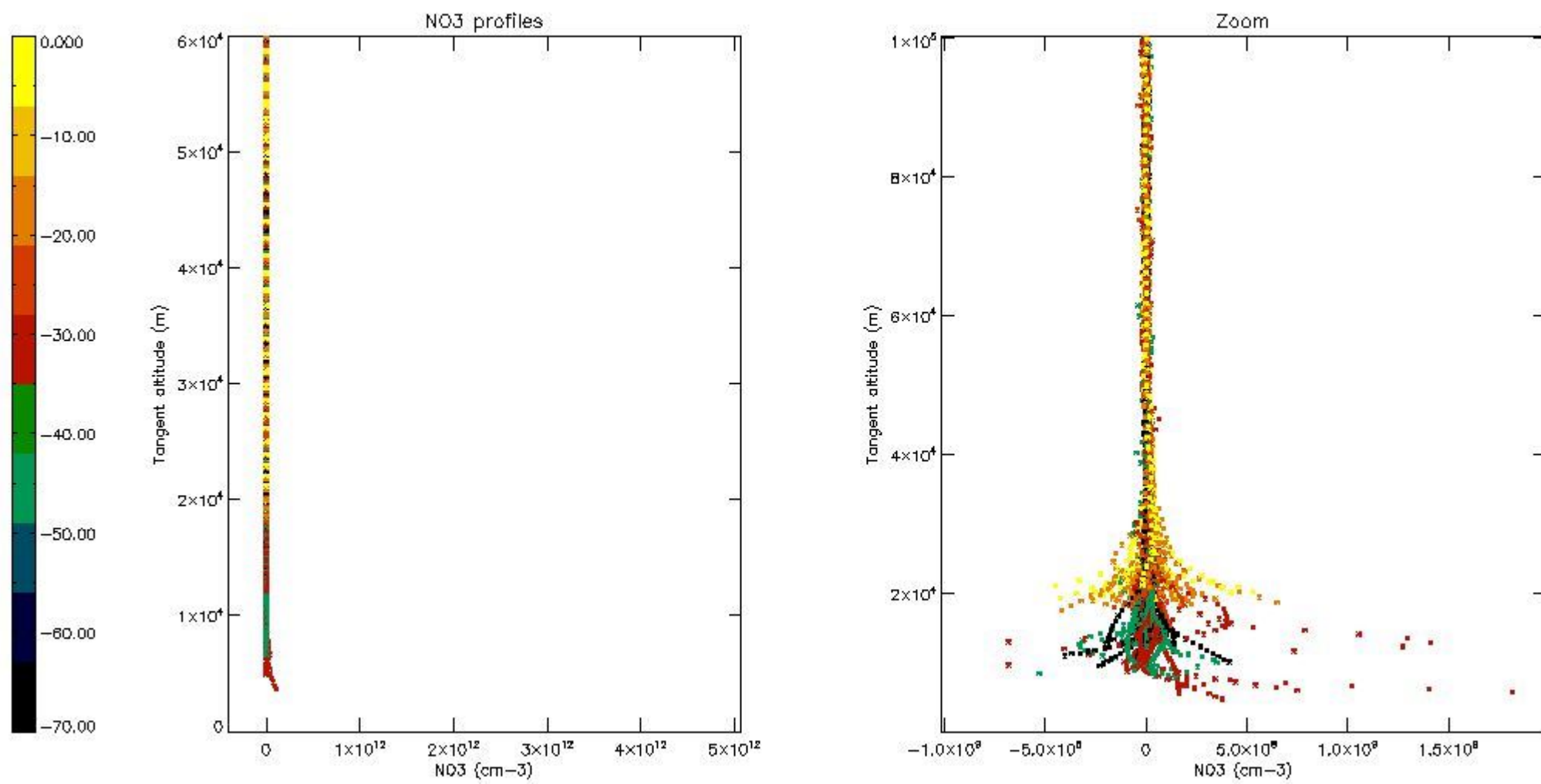
5.6 Plot NO₂ profiles for all STD (dark without errors)

The colorbar represents the latitude.



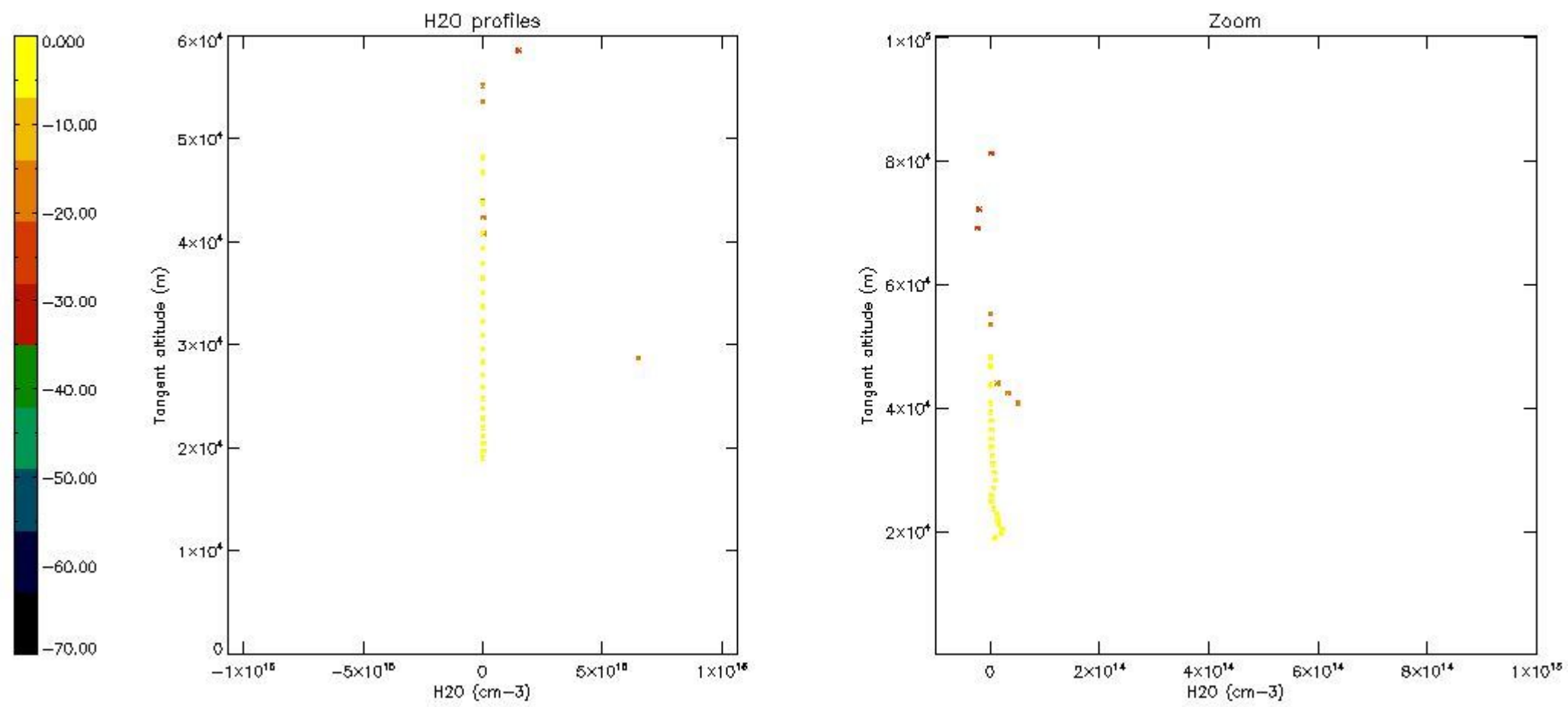
5.7 Plot NO3 profiles for all STD (dark without errors)

The colorbar represents the latitude.



5.8 Plot H2O profiles for all STD (only for occultations of stars 1,2,3,4,13,14,16,26,63 dark without errors)

The colorbar represents the latitude.



6. Auxiliary Data Files used for the production reported in section 2

The number reported in the third column indicates since which file (see list in section 2) the corresponding auxiliary file has been used. The fourth column is the date of those product files.

Type	Auxiliary Filename	Used since product	Used since product date
INST_PHYS_CHARACTERISTICS	GOM_INS_AXVIEC20091111_143220_20030716_120000_20500101_000000	1	07-MAY-2008 00:01:26
LEVEL-2_PROC_CONFIG	GOM_PR2_AXVIEC20091111_152718_20020301_000000_20500101_000000	1	07-MAY-2008 00:01:26
CROSS_SECTIONS_FILE	GOM_CRS_AXVIEC20091111_154832_20020301_000000_20500101_000000	1	07-MAY-2008 00:01:26

GOMOS Level 2 Daily Report

SUMMARY

[1. General Info](#)

[2. Summary of processed GOM_NL_2P products](#)

[3. Level 2 Quality information per product](#)

[3.1 Plot of level 2 quality information per product \(time dependant\)](#)

[3.2 Plot of level 2 quality information per product \(world map\)](#)

[4. Level 1 Quality information per product \(stored on level 2 products\)](#)

[4.1 Plot of level 1 quality information per product \(time dependant\)](#)

[4.1.1 Plot of level 1 quality information per product \(time dependant\): ASCENDING](#)

[4.1.2 Plot of level 1 quality information per product \(time dependant\): DESCENDING](#)

[4.2 Plot of level 1 quality information per product \(world map\)](#)

[4.2.1 Plot of level 1 quality information per product \(world map\): ASCENDING](#)

[4.2.2 Plot of level 1 quality information per product \(world map\): DESCENDING](#)

[5. Ozone profiles based on quality statistics and other trace gas profiles](#)

[5.1 Ozone statistics based on quality of products](#)

[5.2 Plot ozone profiles for all STD \(dark without errors\)](#)

[5.3 Plot ozone profiles where STD < 20% \(dark without errors\)](#)

[5.4. Plot ozone profiles where STD < 10% \(dark without errors\)](#)

[5.5. Plot ozone profiles where STD < 5% \(dark without errors\)](#)

[5.6 Plot NO2 profiles for all STD \(dark without errors\)](#)

[5.7 Plot NO3 profiles for all STD \(dark without errors\)](#)

[5.8 Plot H2O profiles \(only for occultations of stars 1,2,3,4,13,14,16,26,63 dark without errors\) for all STD](#)

[6. Auxiliary Data Files used for the production reported in section 2](#)

This report presents the daily analysis on parameters extracted from GOMOS level 2 data (GOM_NL__2P).
 It is intended to monitor some important parameters that will impact the quality of these products.
 A list of level 2 products (and content) that have arrived during the reporting day to the PCF is also given.

Item	Value
Time of report generation	25APR2013 13:53:26
Data source version	GOMOS/6.01
Start time of products	07-05-2008 (07MAY2008 00:00:00)
Stop time of products	08-05-2008 (08MAY2008 00:00:00)
Store outputs in DB	Yes
Nb of level 2 prods	370
Nb of prods with errors	1

2. Summary of processed GOM_NL__2P products.

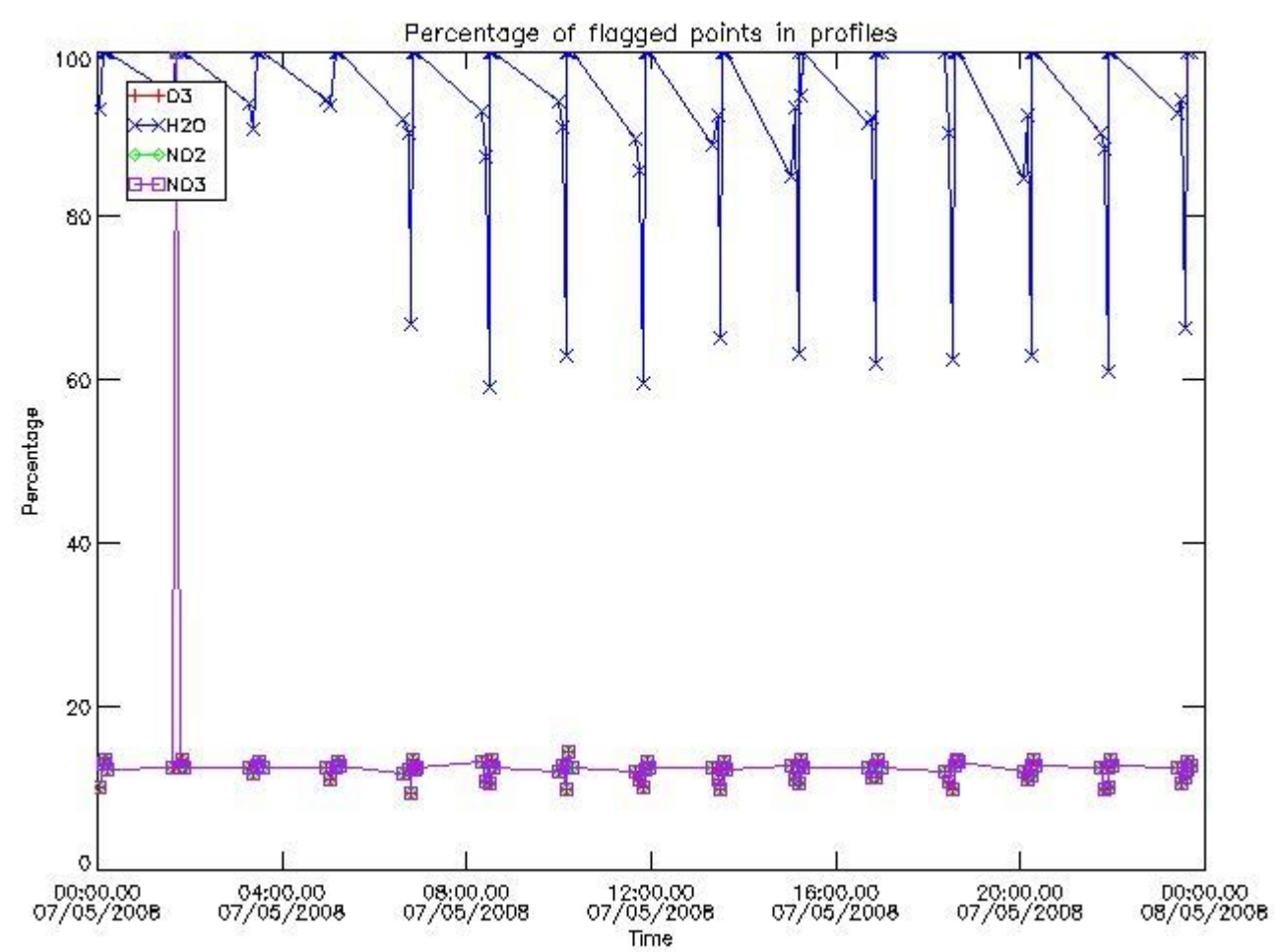
Nr	Filename	UTC Start time	Limb	Duration	Star Id	Star Name	Star Mag	Star Temp	Nb Meas	Orbit	Prod. error
1	GOM_NL__2PRFIN20080507_000126_000000502068_00216_32334_8201.N1	07-MAY-2008 00:01:26	Dark	50.000	18	24Alp PsA	1.1660	9700.0	100	32334	No
2	GOM_NL__2PRFIN20080507_000716_000000402068_00216_32334_8202.N1	07-MAY-2008 00:07:16	Dark	39.500	31	Alp Gru	1.7340	15200.	79	32334	No
3	GOM_NL__2PRFIN20080507_000934_000000382068_00217_32335_8314.N1	07-MAY-2008 00:09:34	Dark	38.000	148	Alp Tuc	2.8780	4100.0	76	32335	No
4	GOM_NL__2PRFIN20080507_001251_000000422068_00217_32335_8315.N1	07-MAY-2008 00:12:51	Dark	41.500	45	Alp Pav	1.9400	26000.	83	32335	No
5	GOM_NL__2PRFIN20080507_001858_000000482068_00217_32335_8316.N1	07-MAY-2008 00:18:58	Straylight	48.000	43	Alp TrA	1.9100	4250.0	96	32335	No
6	GOM_NL__2PRFIN20080507_002110_000000372068_00217_32335_8317.N1	07-MAY-2008 00:21:10	Straylight	36.500	134	Bet TrA	2.8100	6600.0	73	32335	No
7	GOM_NL__2PRFIN20080507_002305_000000392068_00217_32335_8318.N1	07-MAY-2008 00:23:05	Straylight	39.000	4	Alp1Cen	-0.010000	5800.0	78	32335	No
8	GOM_NL__2PRFIN20080507_002634_000000412068_00217_32335_8319.N1	07-MAY-2008 00:26:34	Straylight	41.000	78	Alp Lup	2.3040	28000.	82	32335	No
9	GOM_NL__2PRFIN20080507_002806_000000392068_00217_32335_8320.N1	07-MAY-2008 00:28:06	Straylight	39.000	81	Eta Cen	2.3560	28000.	78	32335	No
10	GOM_NL__2PRFIN20080507_003006_000000432068_00217_32335_8321.N1	07-MAY-2008 00:30:06	Twilight_stray	43.000	54	5The Cen	2.0550	4500.0	86	32335	No
11	GOM_NL__2PRFIN20080507_003418_000000382068_00217_32335_8322.N1	07-MAY-2008 00:34:18	Bright	37.500	169	46Gam Hya	2.9910	4700.0	75	32335	No
12	GOM_NL__2PRFIN20080507_003734_000000392068_00217_32335_8323.N1	07-MAY-2008 00:37:34	Bright	38.500	15	67Alp Vir	0.97600	28000.	77	32335	No
13	GOM_NL__2PRFIN20080507_004043_000000362068_00217_32335_8324.N1	07-MAY-2008 00:40:43	Bright	36.000	121	29Gam Vir	2.7400	7200.0	72	32335	No
14	GOM_NL__2PRFIN20080507_004355_000000352068_00217_32335_8325.N1	07-MAY-2008 00:43:55	Bright	35.000	138	47Eps Vir	2.8280	4700.0	70	32335	No
15	GOM_NL__2PRFIN20080507_004553_000000362068_00217_32335_8326.N1	07-MAY-2008 00:45:53	Bright	36.000	111	8Eta Boo	2.6800	6000.0	72	32335	No
16	GOM_NL__2PRFIN20080507_005133_000000342068_00217_32335_8327.N1	07-MAY-2008 00:51:33	Bright	34.000	152	12Alp2CVn	2.8900	11000.	68	32335	No
17	GOM_NL__2PRFIN20080507_005444_000000362068_00217_32335_8328.N1	07-MAY-2008 00:54:44	Bright	35.500	39	85Eta UMa	1.8540	24000.	71	32335	No
18	GOM_NL__2PRFIN20080507_005612_000000352068_00217_32335_8329.N1	07-MAY-2008 00:56:12	Bright	35.000	55	79Zet UMa	2.0600	10200.	70	32335	No
19	GOM_NL__2PRFIN20080507_005910_000000372068_00217_32335_8330.N1	07-MAY-2008 00:59:10	Bright	36.500	36	50Alp UMa	1.8000	6300.0	73	32335	No
20	GOM_NL__2PRFIN20080507_010211_000000372068_00217_32335_8331.N1	07-MAY-2008 01:02:11	Bright	36.500	60	7Bet UMi	2.0810	3950.0	73	32335	No
21	GOM_NL__2PRFIN20080507_010615_000000362068_00217_32335_8332.N1	07-MAY-2008 01:06:15	Bright	35.500	49	1Alp UMi	1.9900	6300.0	71	32335	No
22	GOM_NL__2PRFIN20080507_011422_000000332068_00217_32335_8333.N1	07-MAY-2008 01:14:22	Bright	33.000	76	27Gam Cas	2.3000	30000.	66	32335	No
23	GOM_NL__2PRFIN20080507_011537_000000342068_00217_32335_8334.N1	07-MAY-2008 01:15:37	Bright	33.500	68	18Alp Cas	2.2250	4500.0	67	32335	No
24	GOM_NL__2PRFIN20080507_012344_000000542068_00217_32335_8335.N1	07-MAY-2008 01:23:44	Bright	53.500	58	21Alp And	2.0730	11000.	107	32335	No
25	GOM_NL__2PRFIN20080507_013627_000000412068_00217_32335_8336.N1	07-MAY-2008 01:36:27	Dark	40.500	52	16Bet Cet	2.0370	4500.0	81	32335	No
26	GOM_NL__2PRFIN20080507_014202_000000482068_00217_32335_8337.N1	07-MAY-2008 01:42:02	Dark	47.500	18	24Alp PsA	1.1660	9700.0	95	32335	No
27	GOM_NL__2PRFIN20080507_014753_000000412068_00217_32335_8338.N1	07-MAY-2008 01:47:53	Dark	41.000	31	Alp Gru	1.7340	15200.	82	32335	No
28	GOM_NL__2PRFIN20080507_015010_000000382068_00218_32336_8329.N1	07-MAY-2008 01:50:10	Dark	38.000	148	Alp Tuc	2.8780	4100.0	76	32336	No
29	GOM_NL__2PRFIN20080507_015327_000000412068_00218_32336_8330.N1	07-MAY-2008 01:53:27	Dark	40.500	45	Alp Pav	1.9400	26000.	81	32336	No
30	GOM_NL__2PRFIN20080507_015935_000000392068_00218_32336_8331.N1	07-MAY-2008 01:59:35	Straylight	39.000	43	Alp TrA	1.9100	4250.0	78	32336	No
31	GOM_NL__2PRFIN20080507_020147_000000382068_00218_32336_8332.N1	07-MAY-2008 02:01:47	Straylight	37.500	134	Bet TrA	2.8100	6600.0	75	32336	No
32	GOM_NL__2PRFIN20080507_020341_000000442068_00218_32336_8333.N1	07-MAY-2008 02:03:41	Straylight	43.500	4	Alp1Cen	-0.010000	5800.0	87	32336	No
33	GOM_NL__2PRFIN20080507_020710_000000392068_00218_32336_8334.N1	07-MAY-2008 02:07:10	Straylight	39.000	78	Alp Lup	2.3040	28000.	78	32336	No
34	GOM_NL__2PRFIN20080507_020842_000000392068_00218_32336_8335.N1	07-MAY-2008 02:08:42	Straylight	38.500	81	Eta Cen	2.3560	28000.	77	32336	No
35	GOM_NL__2PRFIN20080507_021042_000000432068_00218_32336_8336.N1	07-MAY-2008 02:10:42	Twilight_stray	43.000	54	5The Cen	2.0550	4500.0	86	32336	No
36	GOM_NL__2PRFIN20080507_021454_000000452068_00218_32336_8337.N1	07-MAY-2008 02:14:54	Bright	44.500	169	46Gam Hya	2.9910	4700.0	89	32336	No
37	GOM_NL__2PRFIN20080507_021810_000000382068_00218_32336_8338.N1	07-MAY-2008 02:18:10	Bright	37.500	15	67Alp Vir	0.97600	28000.	75	32336	No
38	GOM_NL__2PRFIN20080507_022119_000000362068_00218_32336_8339.N1	07-MAY-2008 02:21:19	Bright	35.500	121	29Gam Vir	2.7400	7200.0	71	32336	No
39	GOM_NL__2PRFIN20080507_022431_000000352068_00218_32336_8340.N1	07-MAY-2008 02:24:31	Bright	35.000	138	47Eps Vir	2.8280	4700.0	70	32336	No
40	GOM_NL__2PRFIN20080507_022628_000000372068_00218_32336_8341.N1	07-MAY-2008 02:26:28	Bright	36.500	111	8Eta Boo	2.6800	6000.0	73	32336	No
41	GOM_NL__2PRFIN20080507_023208_000000342068_00218_32336_8342.N1	07-MAY-2008 02:32:08	Bright	34.000	152	12Alp2CVn	2.8900	11000.	68	32336	No
42	GOM_NL__2PRFIN20080507_023520_000000352068_00218_32336_8343.N1	07-MAY-2008 02:35:20	Bright	34.500	39	85Eta UMa	1.8540	24000.	69	32336	No

338	GOM_NL__2PRFIN20080507_220047_000000402068_00230_32348_8503.N1	07-MAY-2008 22:00:47	Dark	40.000	45	Alp Pav	1.9400	26000.	80	32348	No
339	GOM_NL__2PRFIN20080507_220650_000000482068_00230_32348_8504.N1	07-MAY-2008 22:06:50	Straylight	48.000	43	Alp TrA	1.9100	4250.0	96	32348	No
340	GOM_NL__2PRFIN20080507_220902_000000392068_00230_32348_8505.N1	07-MAY-2008 22:09:02	Straylight	38.500	134	Bet TrA	2.8100	6600.0	77	32348	No
341	GOM_NL__2PRFIN20080507_221055_000000522068_00230_32348_8506.N1	07-MAY-2008 22:10:55	Straylight	51.500	4	Alp1Cen	-0.010000	5800.0	103	32348	No
342	GOM_NL__2PRFIN20080507_221425_000000392068_00230_32348_8507.N1	07-MAY-2008 22:14:25	Straylight	39.000	78	Alp Lup	2.3040	28000.	78	32348	No
343	GOM_NL__2PRFIN20080507_221556_000000382068_00230_32348_8508.N1	07-MAY-2008 22:15:56	Straylight	37.500	81	Eta Cen	2.3560	28000.	75	32348	No
344	GOM_NL__2PRFIN20080507_221756_000000412068_00230_32348_8509.N1	07-MAY-2008 22:17:56	Tw_i_and_stray	41.000	54	5The Cen	2.0550	4500.0	82	32348	No
345	GOM_NL__2PRFIN20080507_222207_000000372068_00230_32348_8510.N1	07-MAY-2008 22:22:07	Bright	37.000	169	46Gam Hya	2.9910	4700.0	74	32348	No
346	GOM_NL__2PRFIN20080507_222523_000000372068_00230_32348_8511.N1	07-MAY-2008 22:25:23	Bright	37.000	15	67Alp Vir	0.97600	28000.	74	32348	No
347	GOM_NL__2PRFIN20080507_223144_000000352068_00230_32348_8512.N1	07-MAY-2008 22:31:44	Bright	34.500	138	47Eps Vir	2.8280	4700.0	69	32348	No
348	GOM_NL__2PRFIN20080507_223339_000000352068_00230_32348_8513.N1	07-MAY-2008 22:33:39	Bright	35.000	111	8Eta Boo	2.6800	6000.0	70	32348	No
349	GOM_NL__2PRFIN20080507_223921_000000342068_00230_32348_8514.N1	07-MAY-2008 22:39:21	Bright	34.000	152	12Alp2CVn	2.8900	11000.	68	32348	No
350	GOM_NL__2PRFIN20080507_224230_000000362068_00230_32348_8515.N1	07-MAY-2008 22:42:30	Bright	35.500	39	85Eta UMa	1.8540	24000.	71	32348	No
351	GOM_NL__2PRFIN20080507_224358_000000372068_00230_32348_8516.N1	07-MAY-2008 22:43:58	Bright	36.500	55	79Zet UMa	2.0600	10200.	73	32348	No
352	GOM_NL__2PRFIN20080507_224701_000000382068_00230_32348_8517.N1	07-MAY-2008 22:47:01	Bright	38.000	36	50Alp UMa	1.8000	6300.0	76	32348	No
353	GOM_NL__2PRFIN20080507_224956_000000362068_00230_32348_8518.N1	07-MAY-2008 22:49:56	Bright	35.500	60	7Bet UMi	2.0810	3950.0	71	32348	No
354	GOM_NL__2PRFIN20080507_225402_000000352068_00230_32348_8519.N1	07-MAY-2008 22:54:02	Bright	34.500	49	1Alp UMi	1.9900	6300.0	69	32348	No
355	GOM_NL__2PRFIN20080507_230210_000000352068_00230_32348_8520.N1	07-MAY-2008 23:02:10	Bright	35.000	76	27Gam Cas	2.3000	30000.	70	32348	No
356	GOM_NL__2PRFIN20080507_230325_000000412068_00230_32348_8521.N1	07-MAY-2008 23:03:25	Bright	41.000	68	18Alp Cas	2.2250	4500.0	82	32348	No
357	GOM_NL__2PRFIN20080507_231134_000000382068_00230_32348_8522.N1	07-MAY-2008 23:11:34	Bright	37.500	58	21Alp And	2.0730	11000.	75	32348	No
358	GOM_NL__2PRFIN20080507_231531_000000402068_00230_32348_8523.N1	07-MAY-2008 23:15:31	Twilight	39.500	140	88Gam Peg	2.8340	26000.	79	32348	No
359	GOM_NL__2PRFIN20080507_232417_000000402068_00230_32348_8524.N1	07-MAY-2008 23:24:17	Dark	40.000	52	16Bet Cet	2.0370	4500.0	80	32348	No
360	GOM_NL__2PRFIN20080507_232958_000000532068_00230_32348_8525.N1	07-MAY-2008 23:29:58	Dark	53.000	18	24Alp PsA	1.1660	9700.0	106	32348	No
361	GOM_NL__2PRFIN20080507_233433_000000452068_00230_32348_8526.N1	07-MAY-2008 23:34:33	Dark	45.000	63	Bet Gru	2.1500	2800.0	90	32348	No
362	GOM_NL__2PRFIN20080507_233548_000000422068_00230_32348_8527.N1	07-MAY-2008 23:35:48	Dark	41.500	31	Alp Gru	1.7340	15200.	83	32348	No
363	GOM_NL__2PRFIN20080507_233803_000000392068_00231_32349_8539.N1	07-MAY-2008 23:38:03	Dark	38.500	148	Alp Tuc	2.8780	4100.0	77	32349	No
364	GOM_NL__2PRFIN20080507_234123_000000402068_00231_32349_8540.N1	07-MAY-2008 23:41:23	Dark	40.000	45	Alp Pav	1.9400	26000.	80	32349	No
365	GOM_NL__2PRFIN20080507_234726_000000412068_00231_32349_8541.N1	07-MAY-2008 23:47:26	Straylight	41.000	43	Alp TrA	1.9100	4250.0	82	32349	No
366	GOM_NL__2PRFIN20080507_234938_000000372068_00231_32349_8542.N1	07-MAY-2008 23:49:38	Straylight	37.000	134	Bet TrA	2.8100	6600.0	74	32349	No
367	GOM_NL__2PRFIN20080507_235131_000000462068_00231_32349_8543.N1	07-MAY-2008 23:51:31	Straylight	45.500	4	Alp1Cen	-0.010000	5800.0	91	32349	No
368	GOM_NL__2PRFIN20080507_235501_000000412068_00231_32349_8544.N1	07-MAY-2008 23:55:01	Straylight	41.000	78	Alp Lup	2.3040	28000.	82	32349	No
369	GOM_NL__2PRFIN20080507_235633_000000422068_00231_32349_8545.N1	07-MAY-2008 23:56:33	Straylight	41.500	81	Eta Cen	2.3560	28000.	83	32349	No
370	GOM_NL__2PRFIN20080507_235832_000000452068_00231_32349_8546.N1	07-MAY-2008 23:58:32	Tw_i_and_stray	45.000	54	5The Cen	2.0550	4500.0	90	32349	No

3. Quality information per product

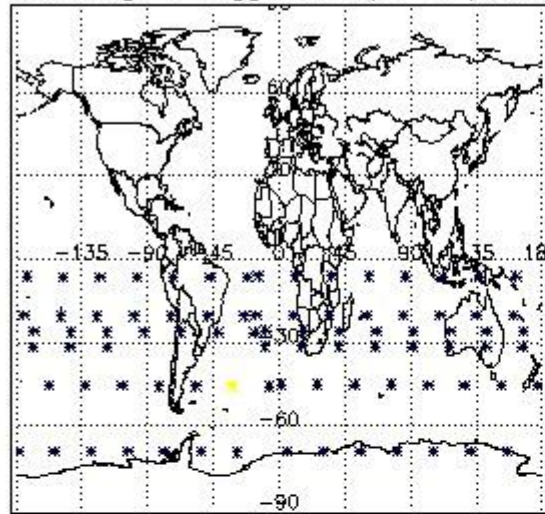
In this section it is plotted some information contained in the Quality Summary data set of the level 2 products. Only products in dark limb conditions and without errors (error flag in the MPH set to "0") are used.

3.1 Plot quality information per product (time dependant)

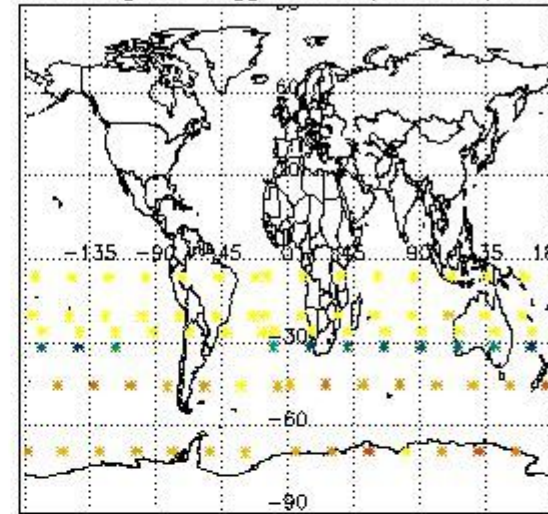


3.2 Plot quality information per product (world map)

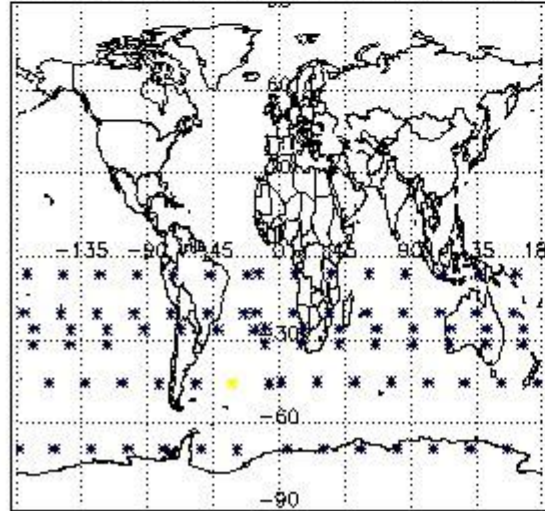
Percentage of flagged data per O3 profile



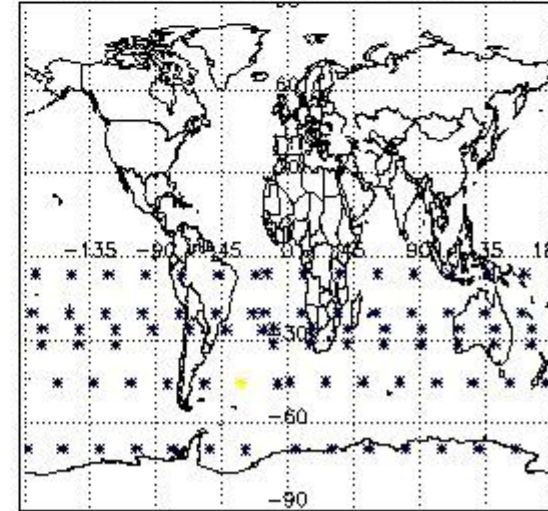
Percentage of flagged data per H2O profile



Percentage of flagged data per NO2 profile



Percentage of flagged data per NO3 profile

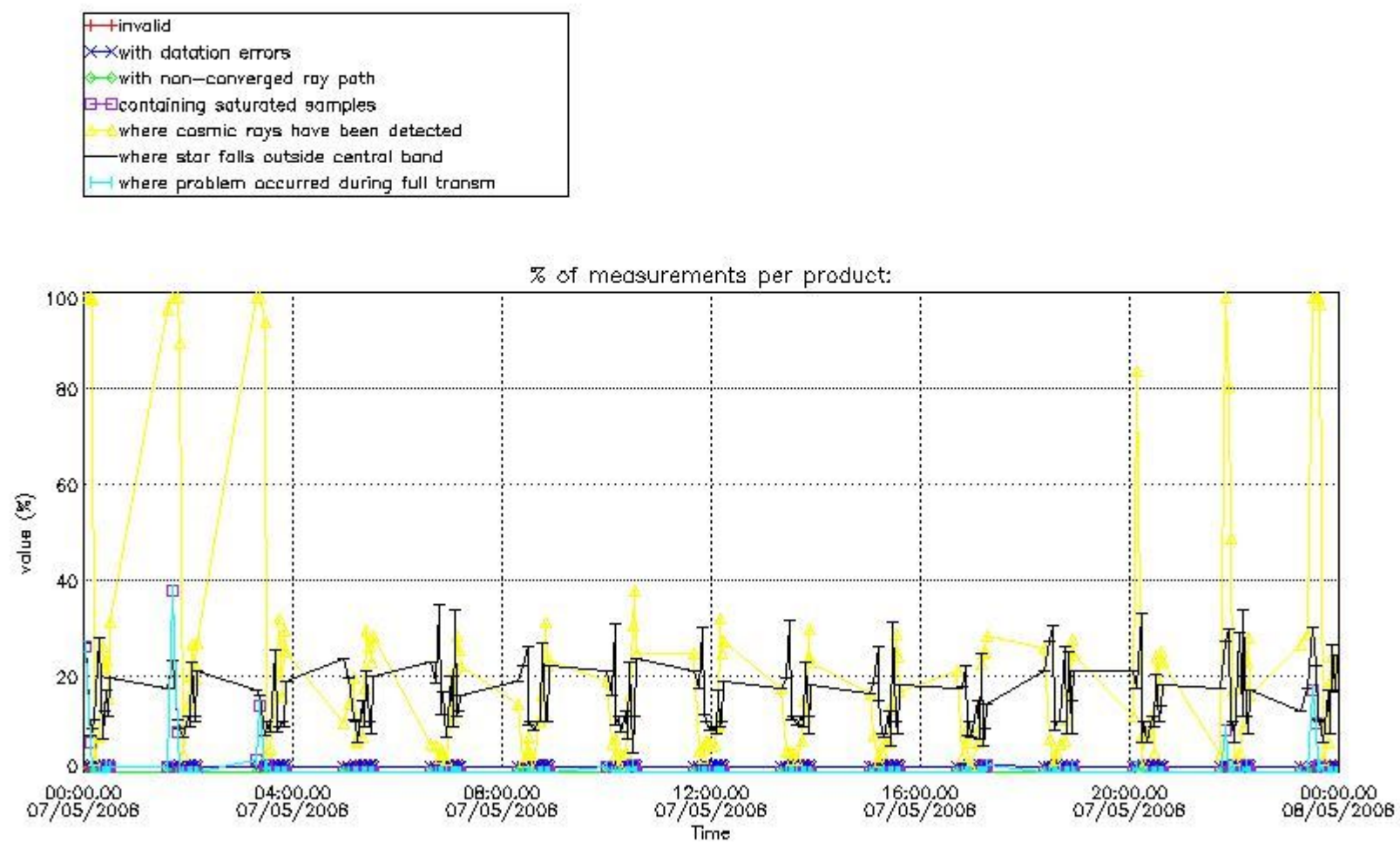


4. Level 1 quality information per product

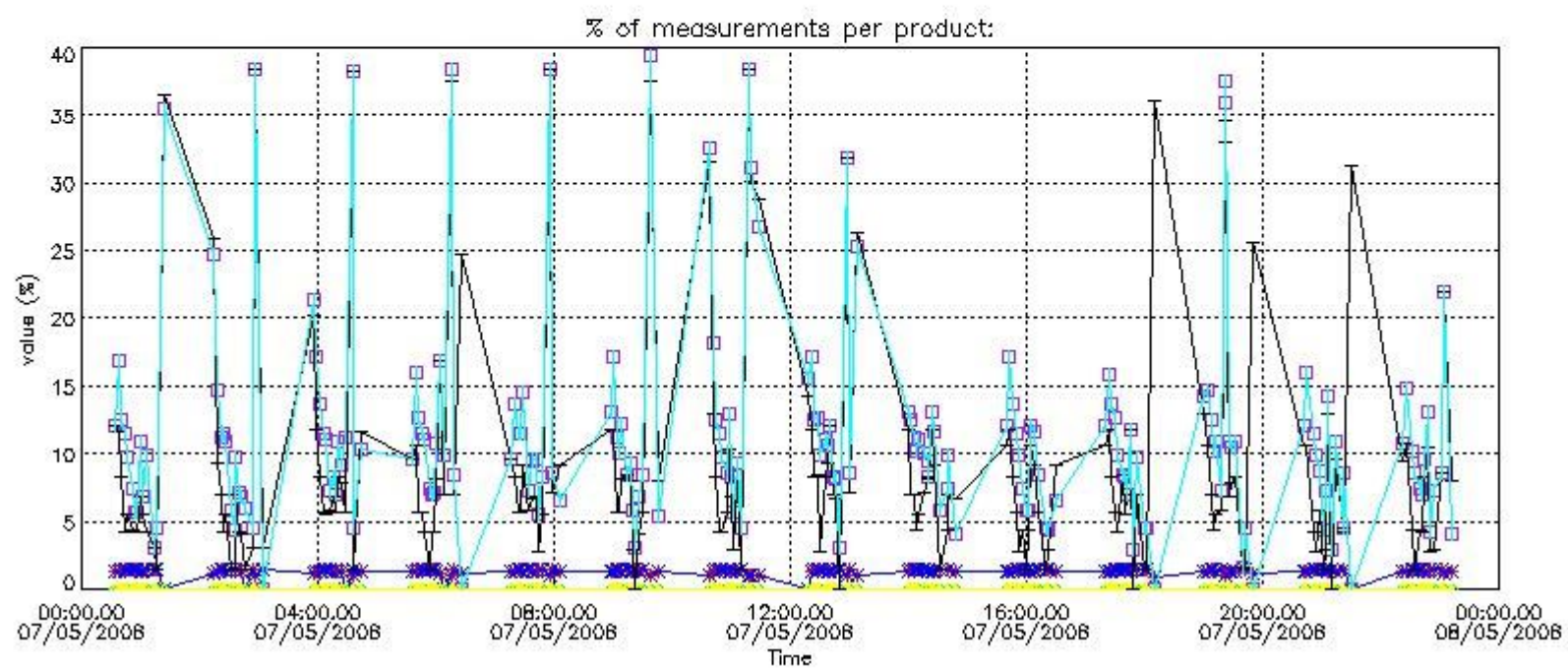
In this section it is plotted some information contained in the Quality Summary data set of the level 2 products that comes from the level 1b processing. Products without errors (error flag in the MPH set to "0") are used.

4.1 Plot quality information per product (time dependant) coming from level 1b processing

4.1.1 Plot level 1 quality information per product (time dependant): ENVISAT ASCENDING passes



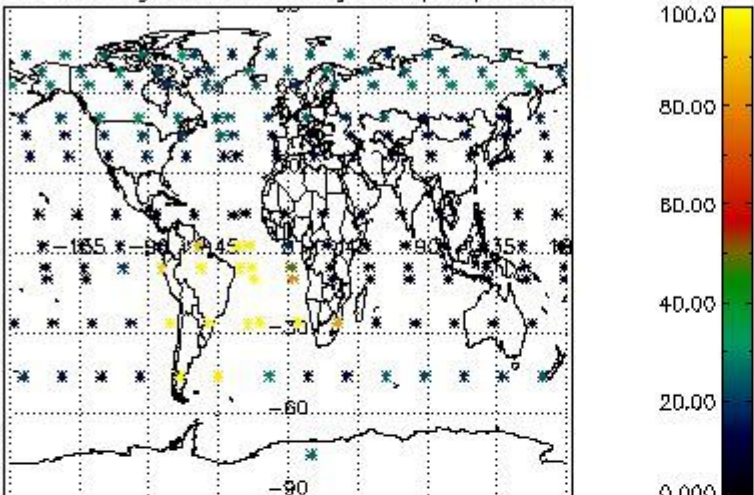
4.1.2 Plot level 1 quality information per product (time dependant): ENVI SAT DESCENDING passes



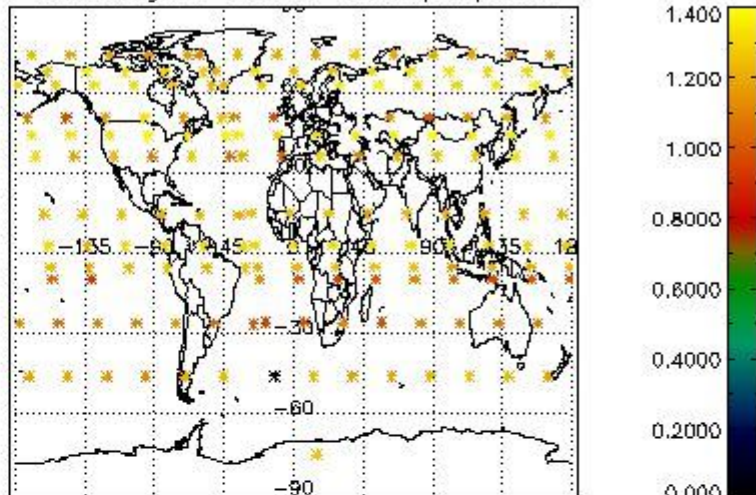
4.2 Plot quality information per product coming from level 1b processing (world map)

4.2.1 Plot level 1 quality information per product (world map): ENVISAT ASCENDING passes

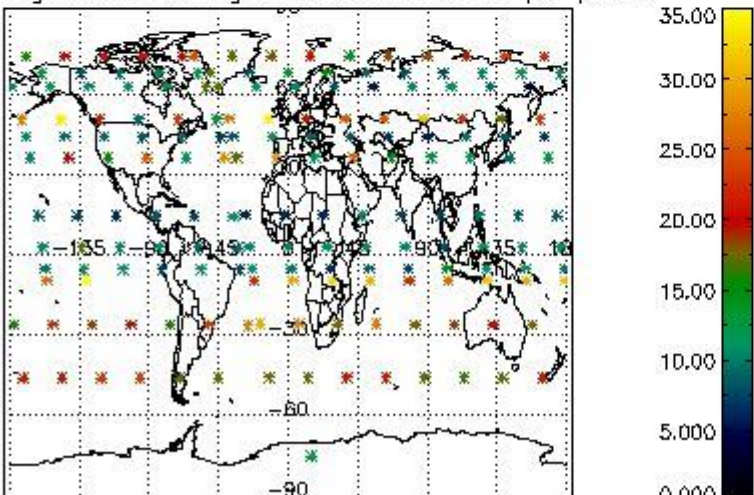
Percentage of cosmic ray hits per profile



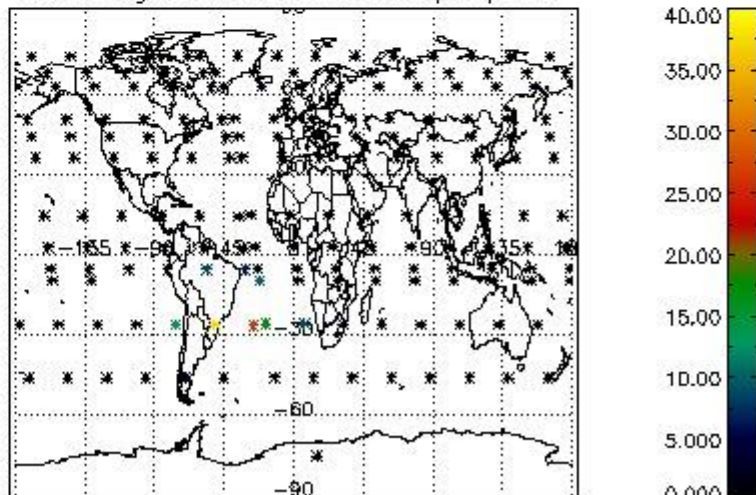
Percentage of datation errors per profile



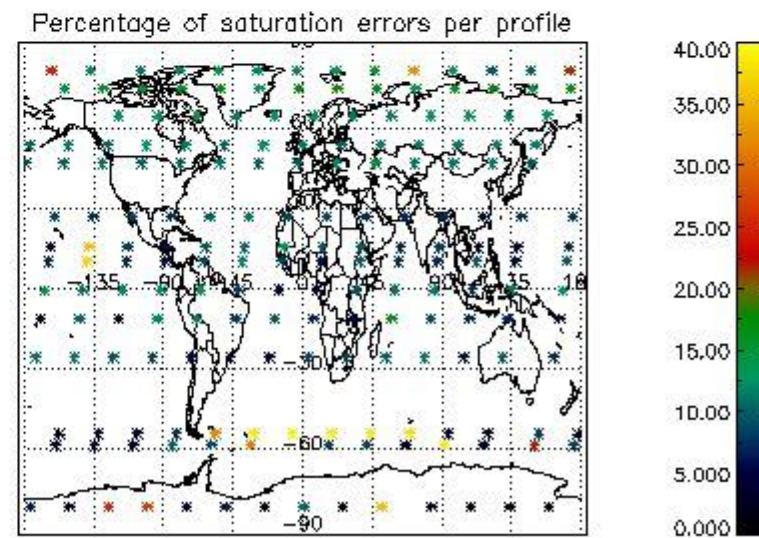
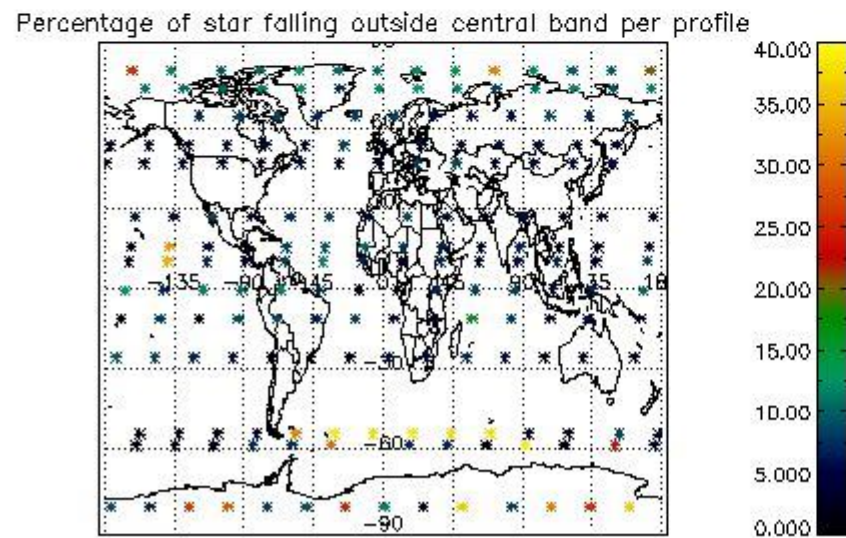
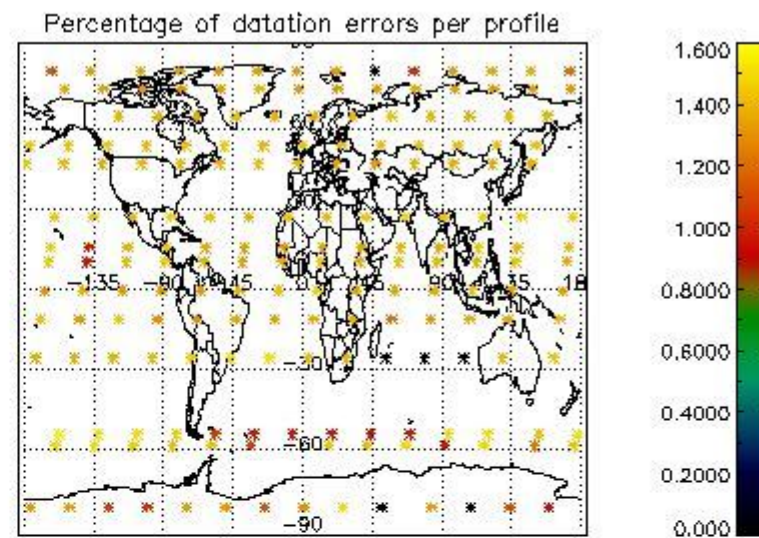
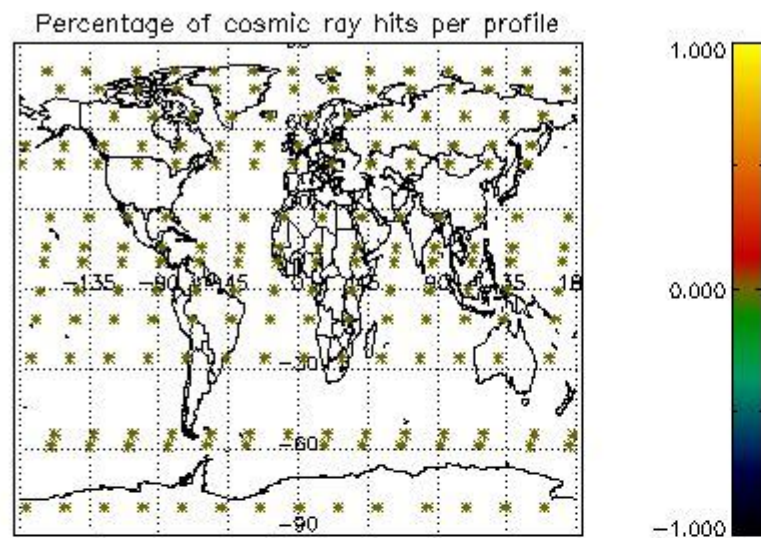
Percentage of star falling outside central band per profile



Percentage of saturation errors per profile



4.2.2 Plot level 1 quality information per product (world map): ENVISAT DESCENDING passes



5. Trace gas profiles

5.1 Ozone statistics based on quality of products

The final quality of the products can be "measured" using the STD (Standard Deviation) attached to every point profile. This information is written to the parameter GOM_NL__2P/NL_LOCAL_SPECIES_DENSITY/o3_std of the level 2 products. The table below shows the statistics for given STD ranges.

The statistics are given with respect to the overall valid production:

- Products without fatal errors: GOM_NL__2P/MPH/PRODUCT_ERR=0
- Valid point profile: GOM_NL__2P/NL_LOCAL_SPECIES_DENSITY/pcd(0)=0

The 'Criteria' is applied to valid points of dark limb products:

- Products in dark limb illumination condition: GOM_NL__2P/NL_SUMMARY_QUALITY/obs_ill_cond=0
- Products without fatal errors: GOM_NL__2P/MPH/PRODUCT_ERR=0
- Valid point profile: GOM_NL__2P/NL_LOCAL_SPECIES_DENSITY/pcd(0)=0

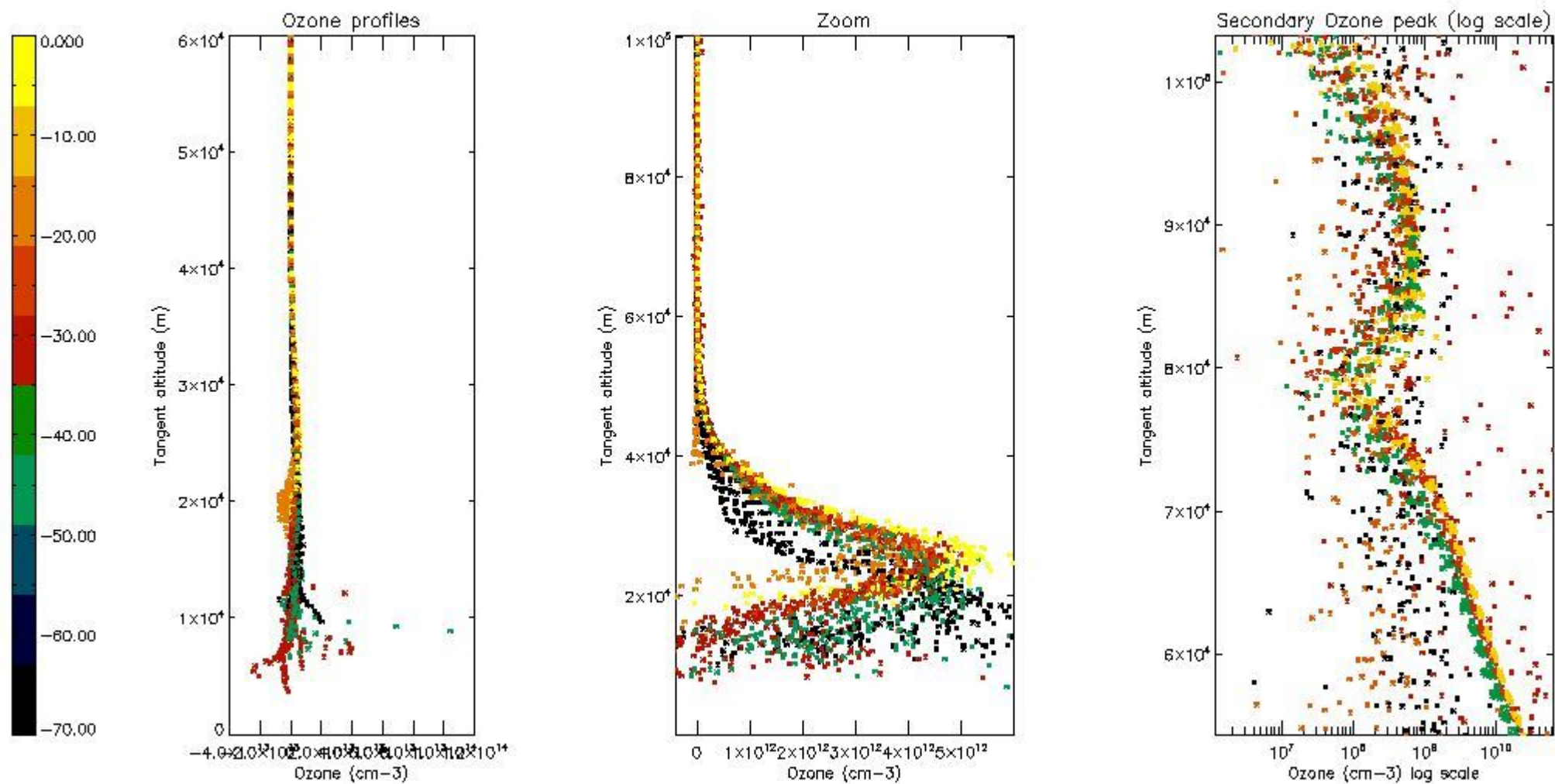
So, the table below shows the percentage of dark limb and valid observations for each criteria with respect to the overall valid daily observations.

Criteria	% of total production
All STD	26
STD < 20	12

STD < 10	9
STD < 5	6

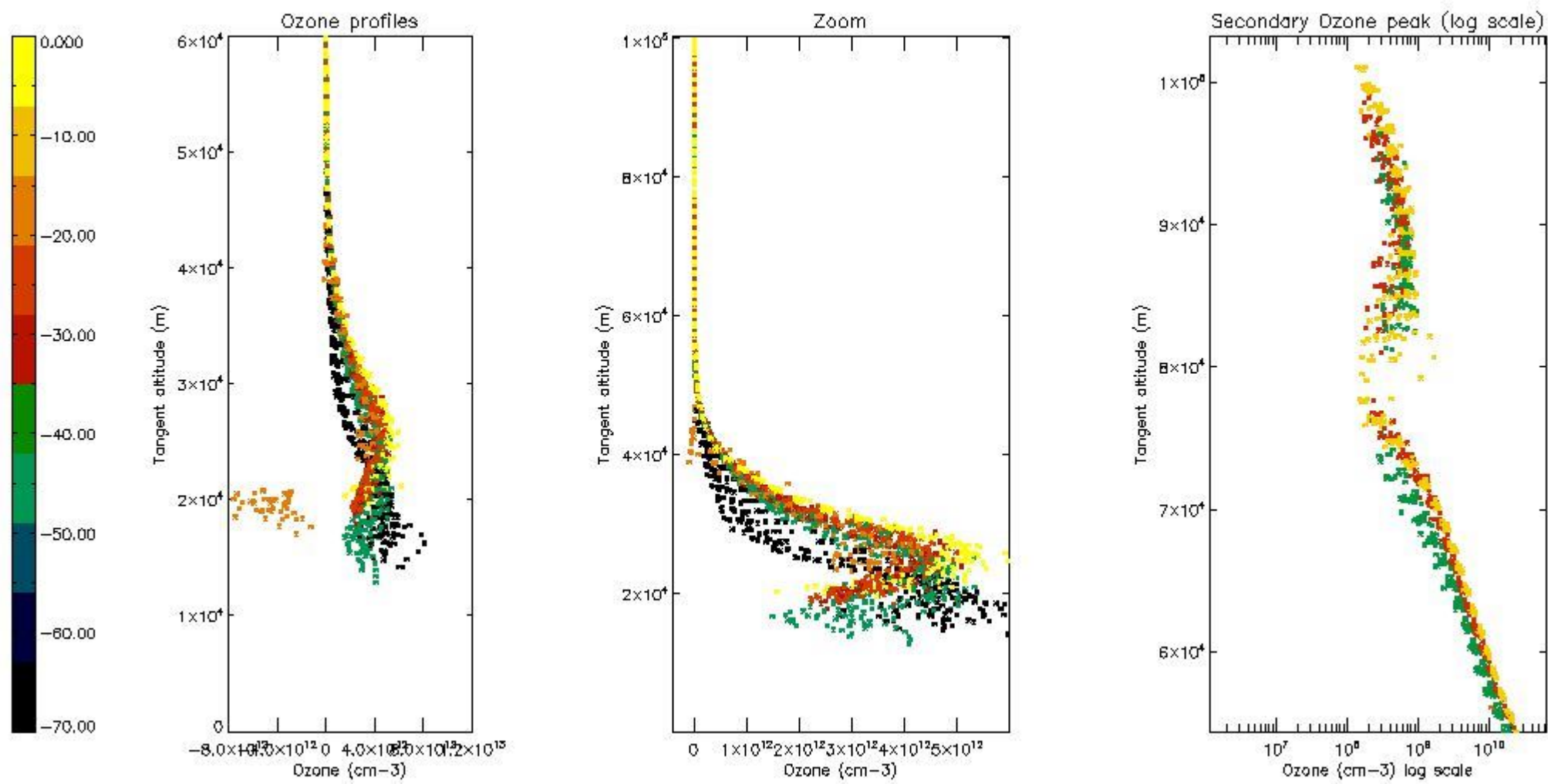
5.2 Plot ozone profiles for all STD (dark without errors)

The colorbar represents the latitude.



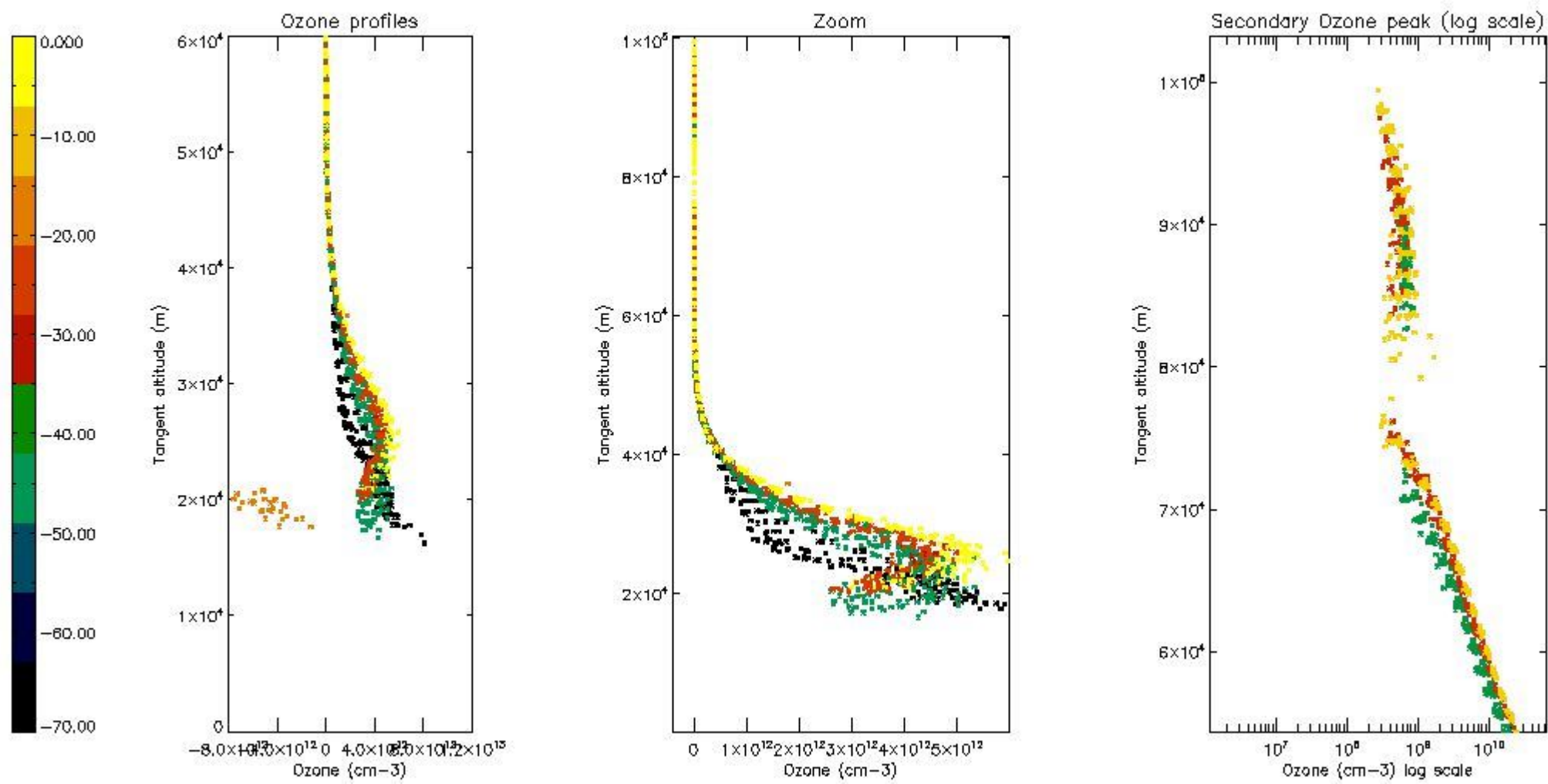
5.3 Plot ozone profiles where STD < 20% (dark without errors)

The colorbar represents the latitude.



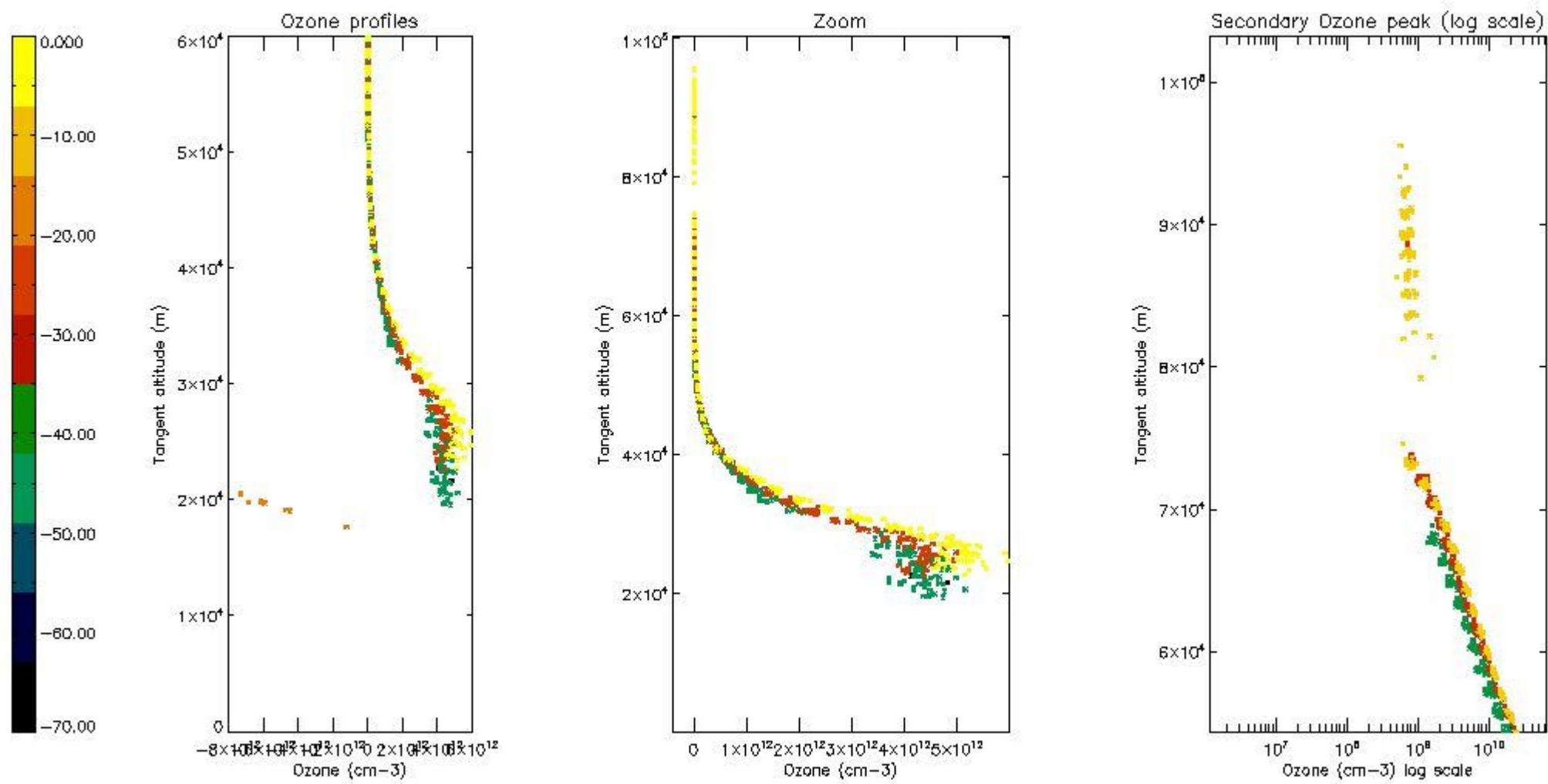
5.4 Plot ozone profiles where STD < 10% (dark without errors)

The colorbar represents the latitude.



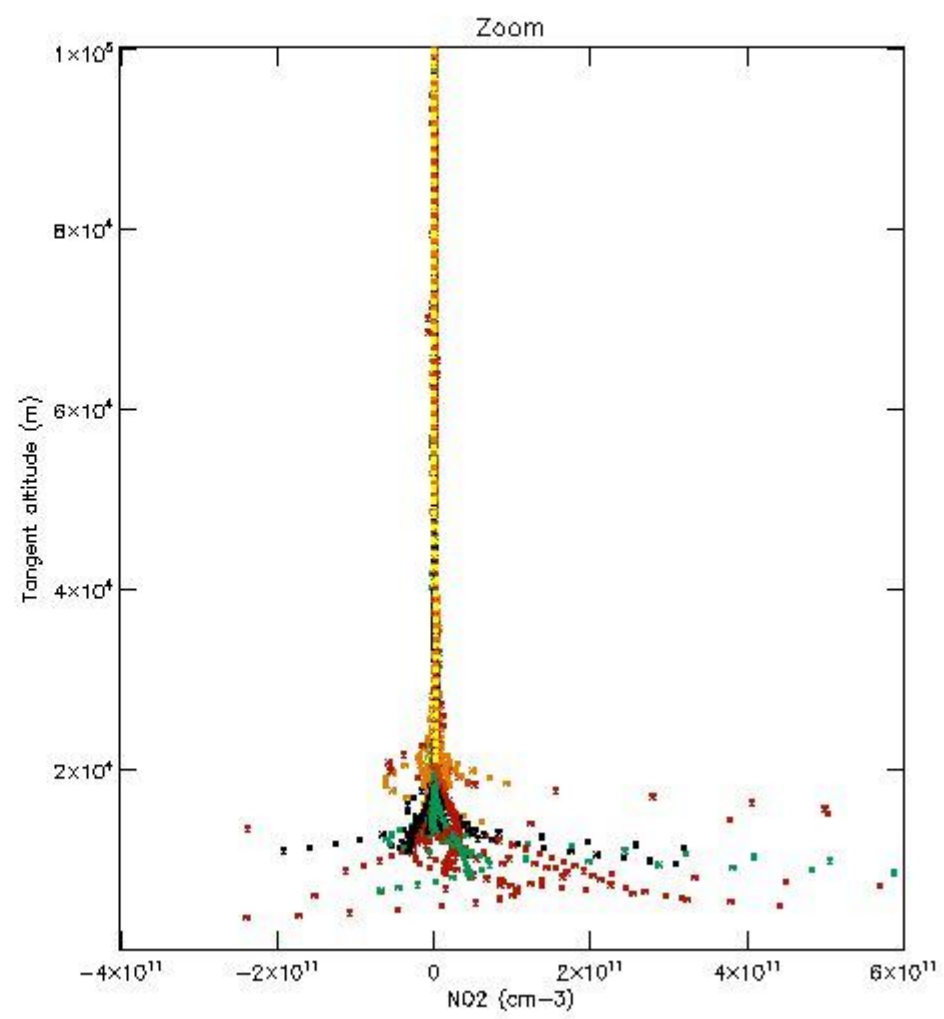
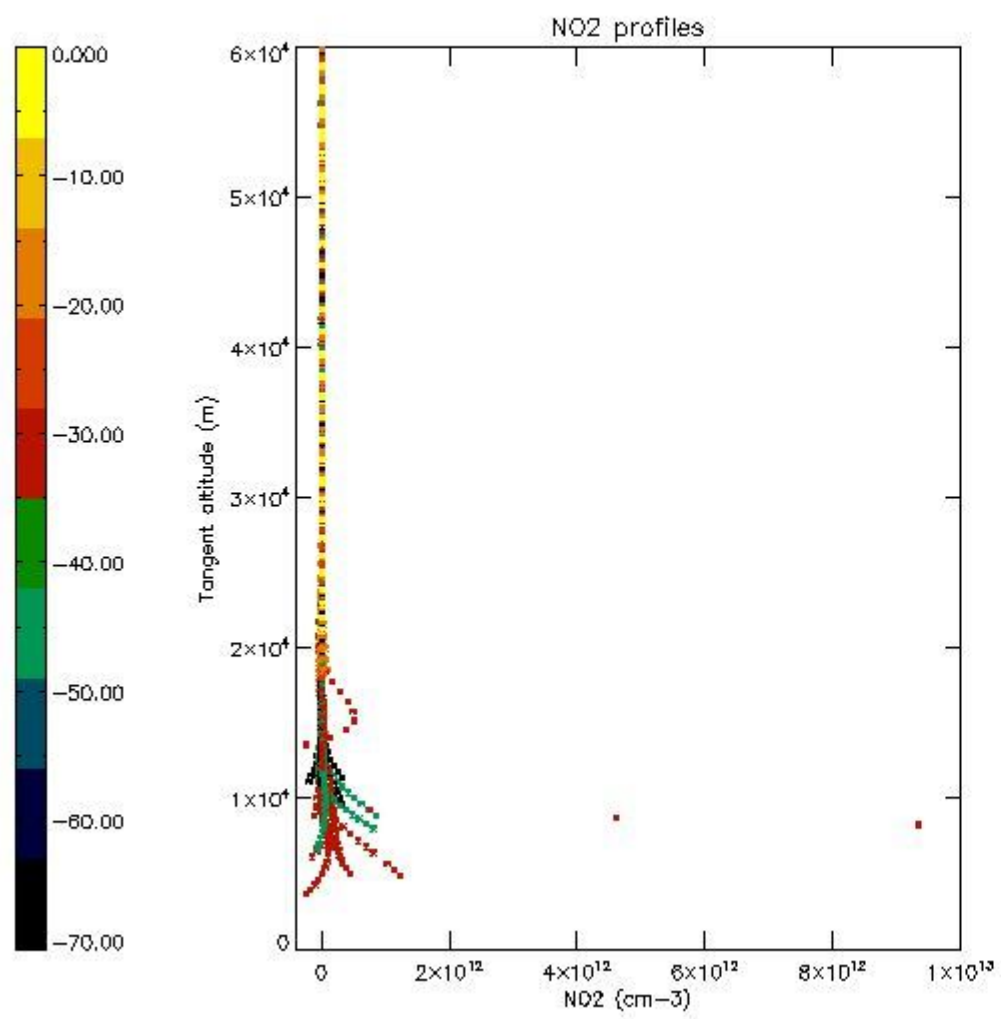
5.5 Plot ozone profiles where STD < 5% (dark without errors)

The colorbar represents the latitude.



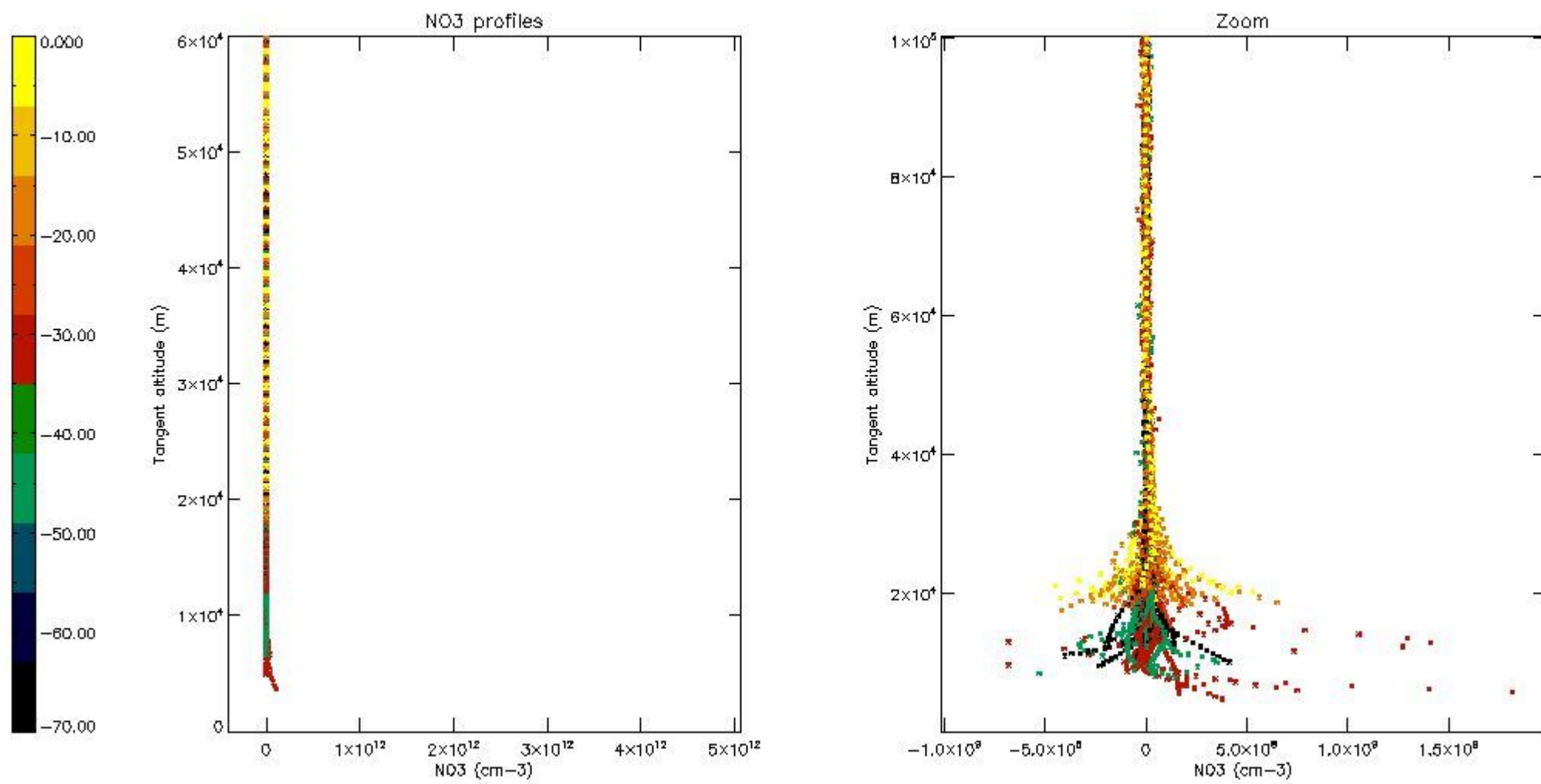
5.6 Plot NO₂ profiles for all STD (dark without errors)

The colorbar represents the latitude.



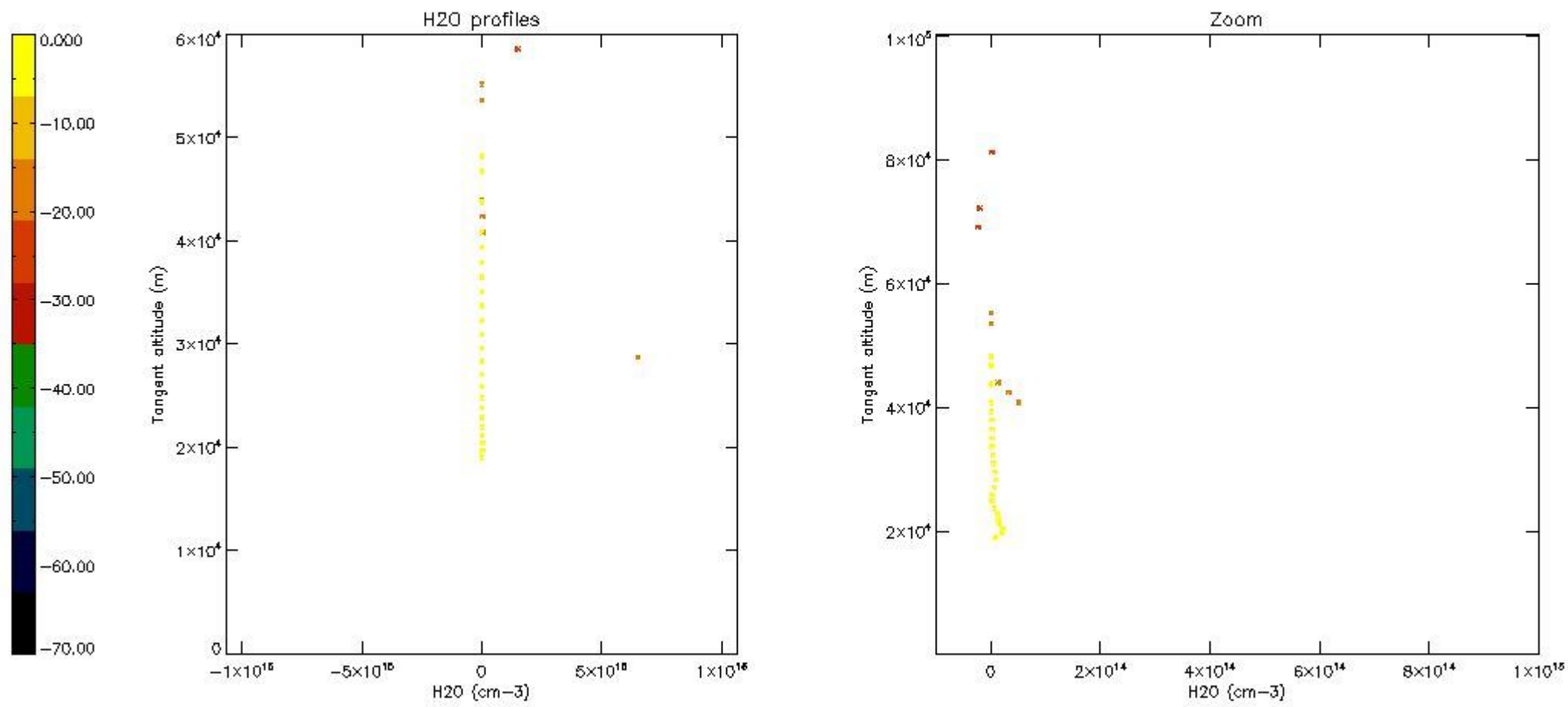
5.7 Plot NO3 profiles for all STD (dark without errors)

The colorbar represents the latitude.



5.8 Plot H2O profiles for all STD (only for occultations of stars 1,2,3,4,13,14,16,26,63 dark without errors)

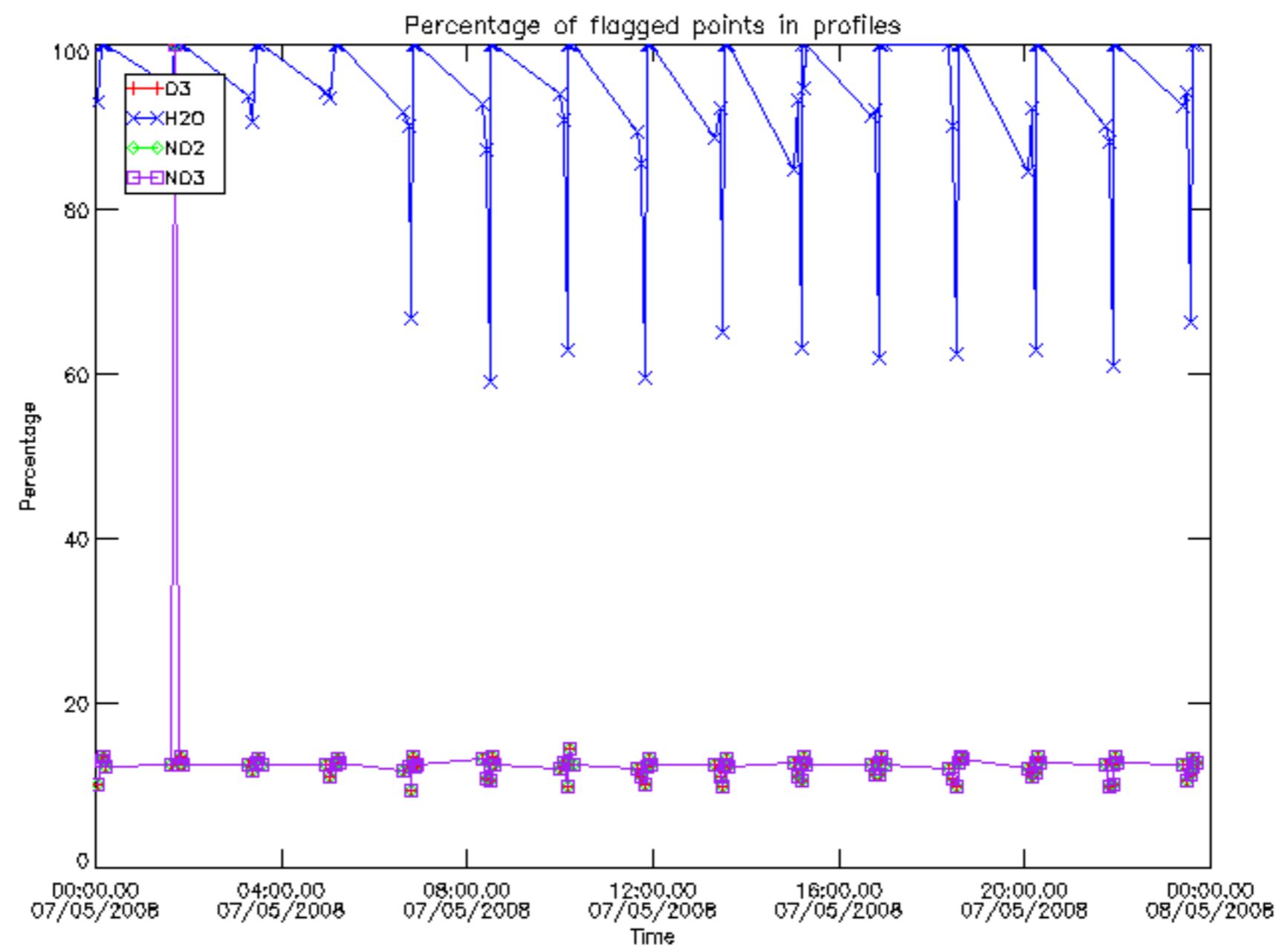
The colorbar represents the latitude.



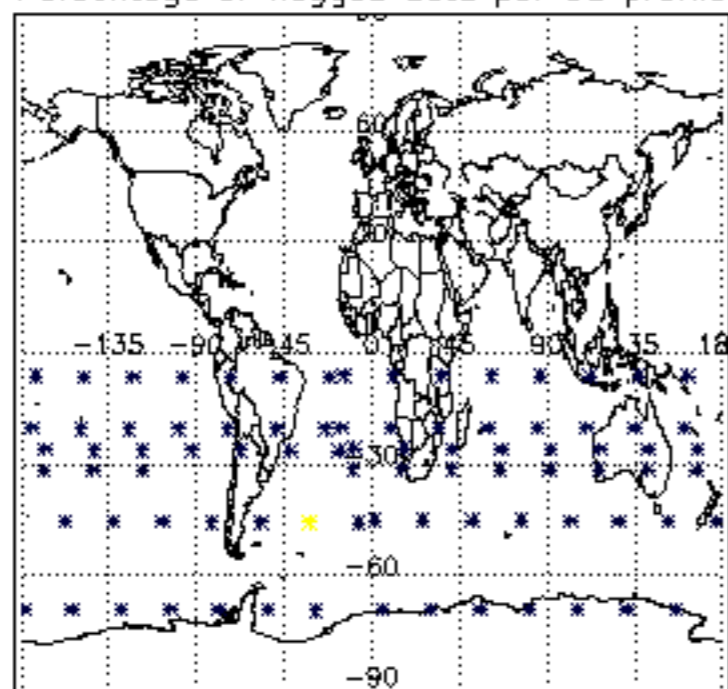
6. Auxiliary Data Files used for the production reported in section 2

The number reported in the third column indicates since which file (see list in section 2) the corresponding auxiliary file has been used. The fourth column is the date of those product files.

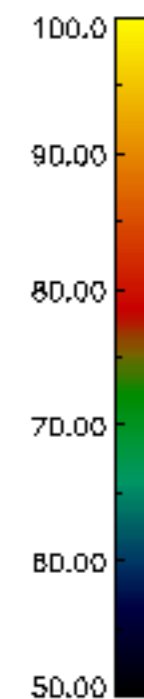
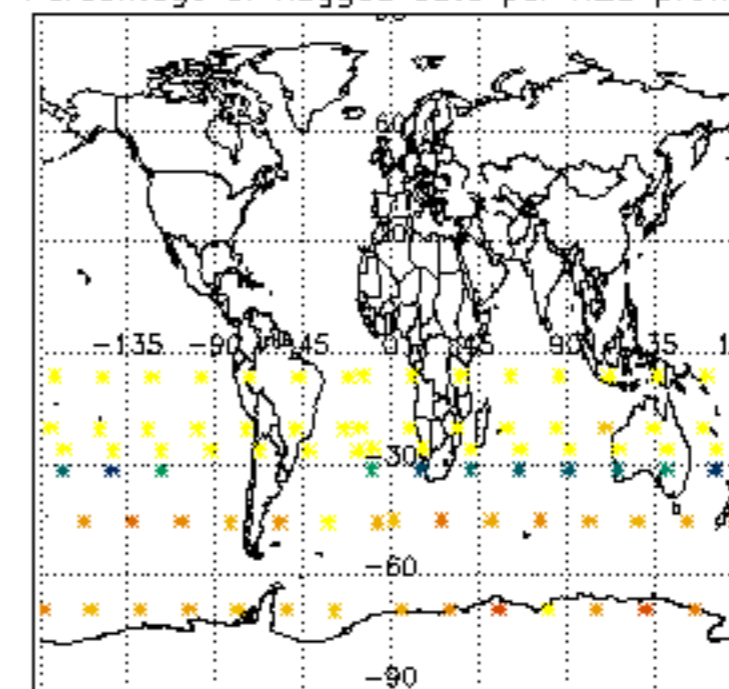
Type	Auxiliary Filename	Used since product	Used since product date
INST_PHYS_CHARACTERISTICS	GOM_INS_AXVIEC20091111_143220_20030716_120000_20500101_000000	1	07-MAY-2008 00:01:26
LEVEL-2_PROC_CONFIG	GOM_PR2_AXVIEC20091111_152718_20020301_000000_20500101_000000	1	07-MAY-2008 00:01:26
CROSS_SECTIONS_FILE	GOM_CRS_AXVIEC20091111_154832_20020301_000000_20500101_000000	1	07-MAY-2008 00:01:26



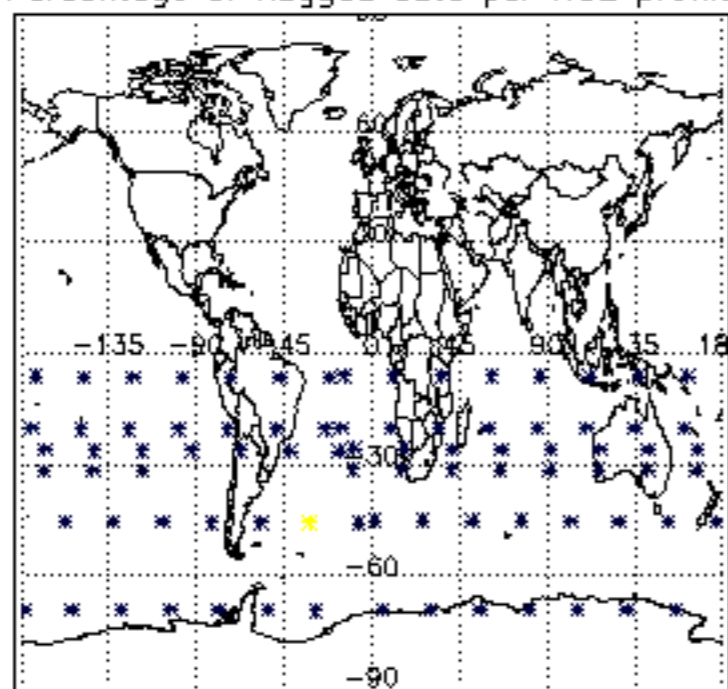
Percentage of flagged data per D3 profile



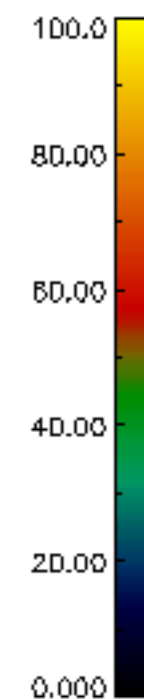
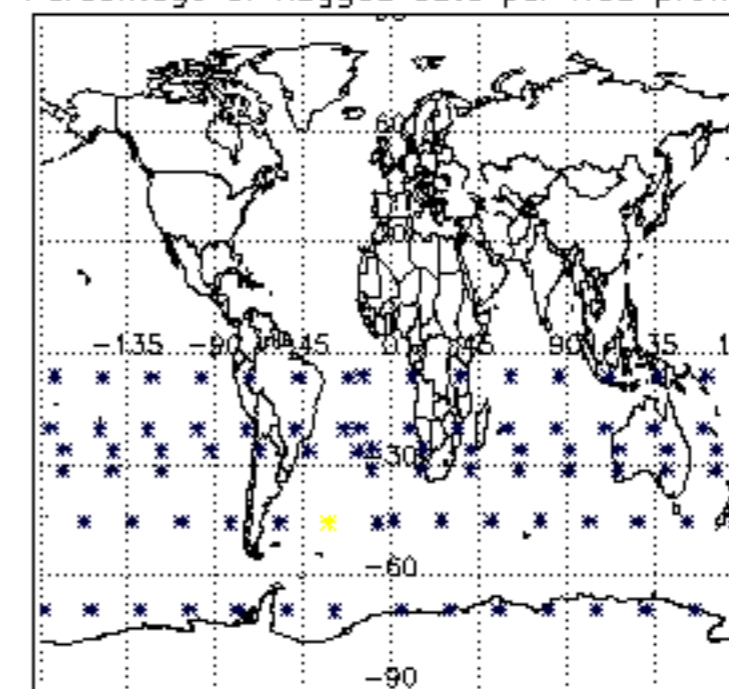
Percentage of flagged data per H2O profile

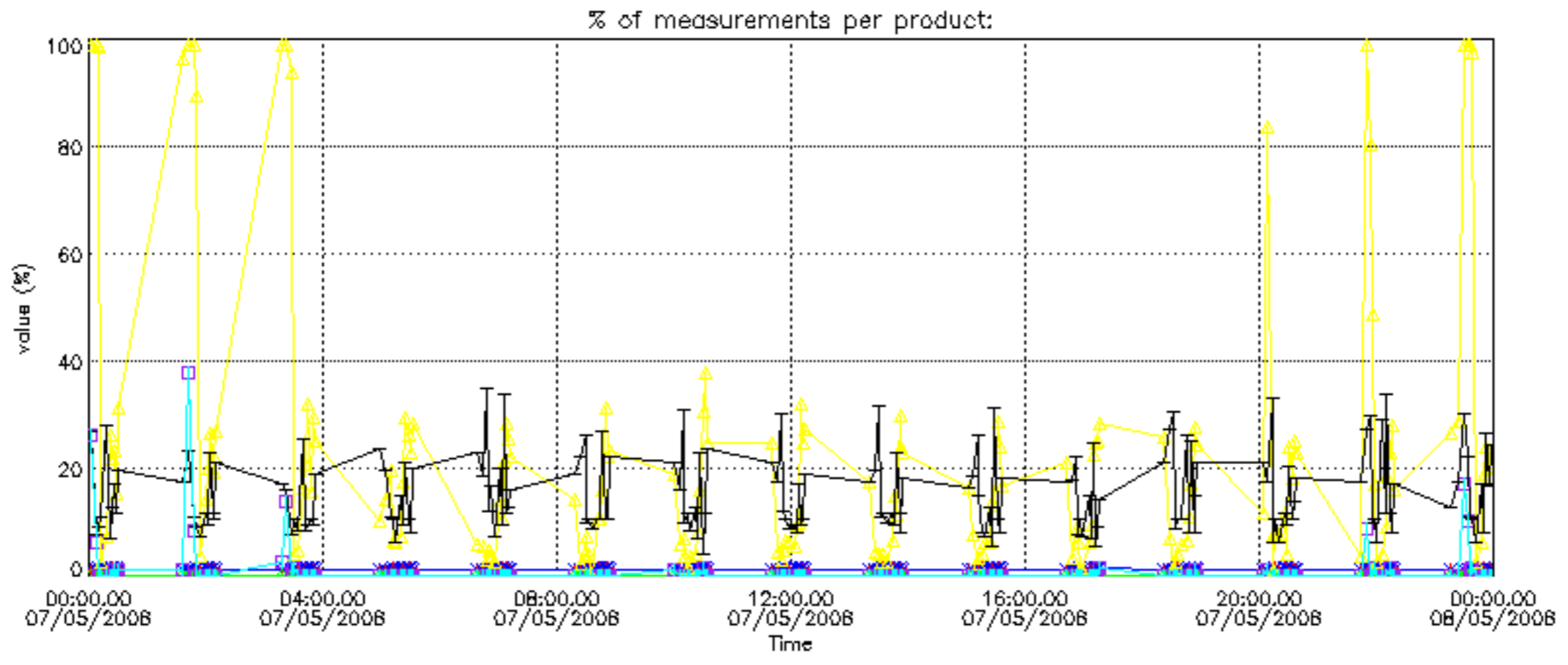


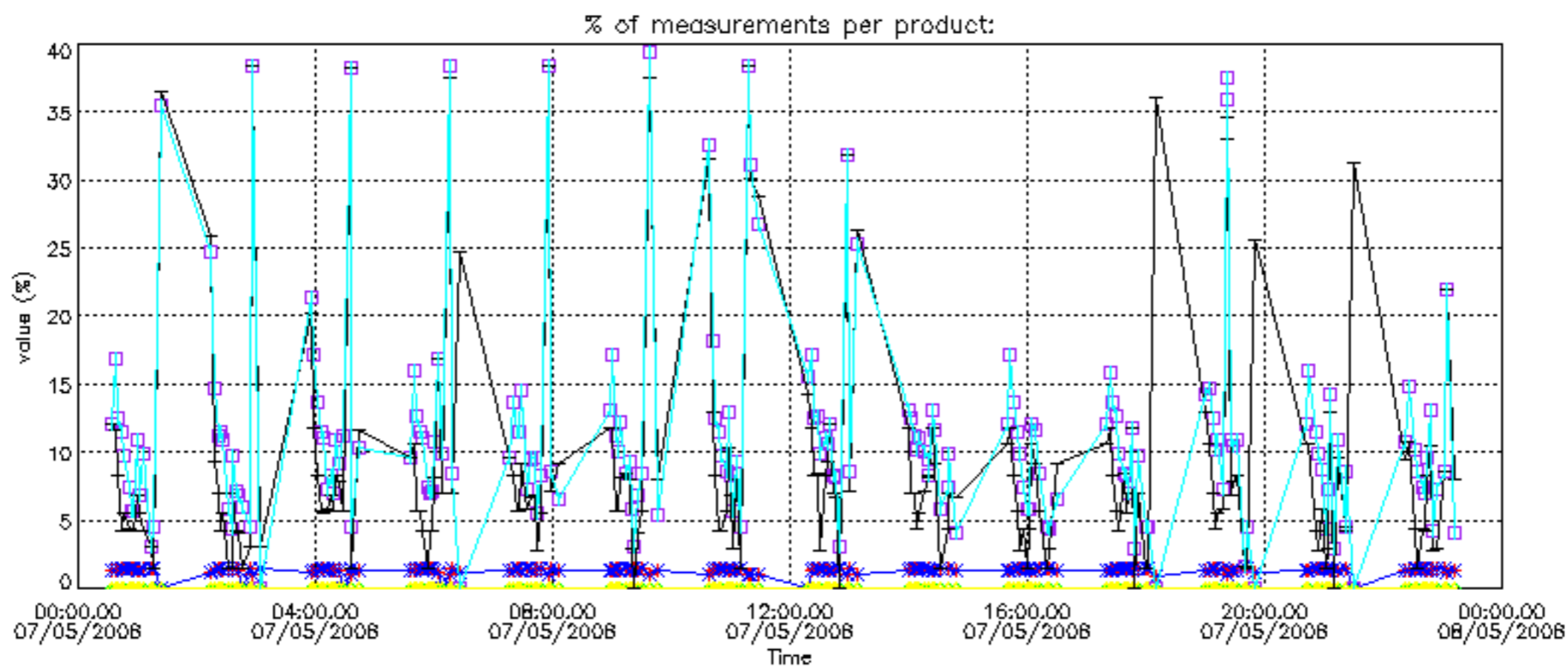
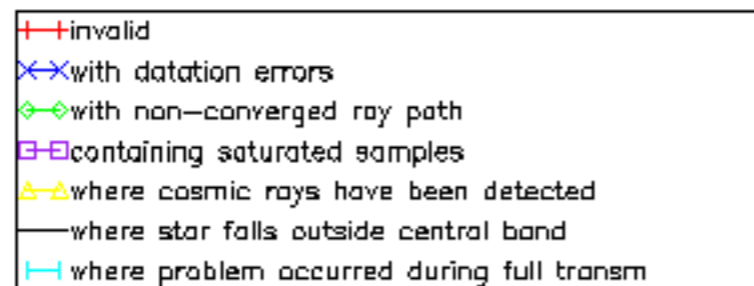
Percentage of flagged data per NO2 profile



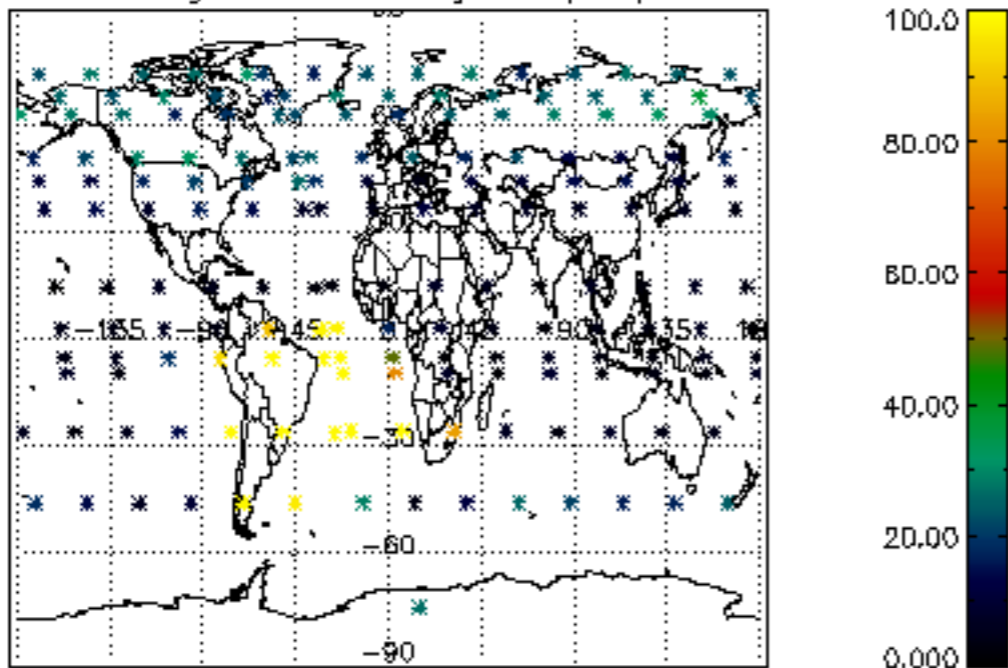
Percentage of flagged data per NO3 profile



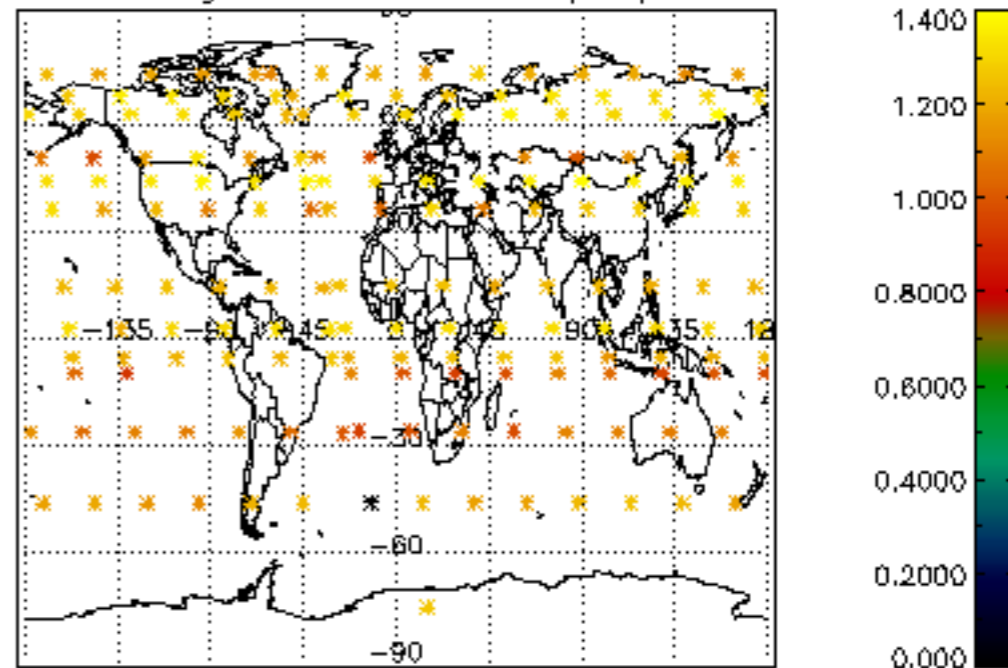




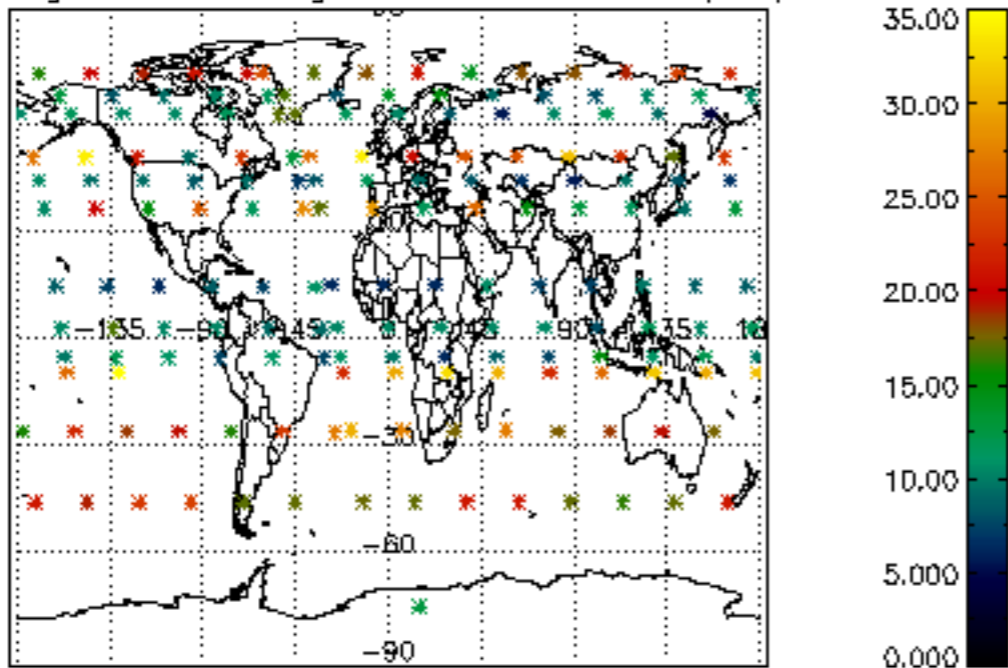
Percentage of cosmic ray hits per profile



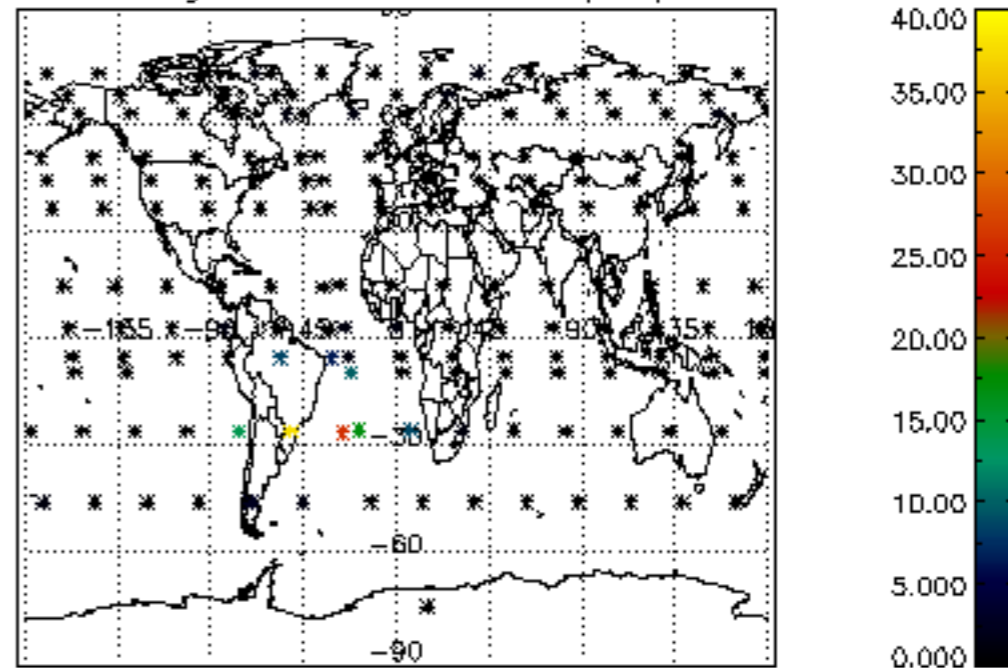
Percentage of datation errors per profile



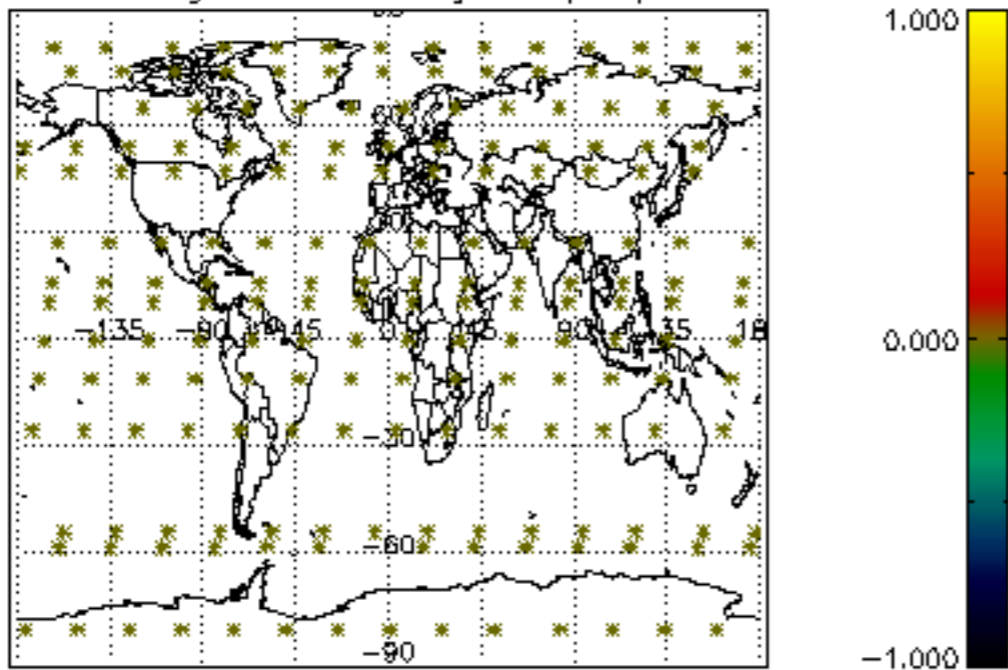
Percentage of star falling outside central band per profile



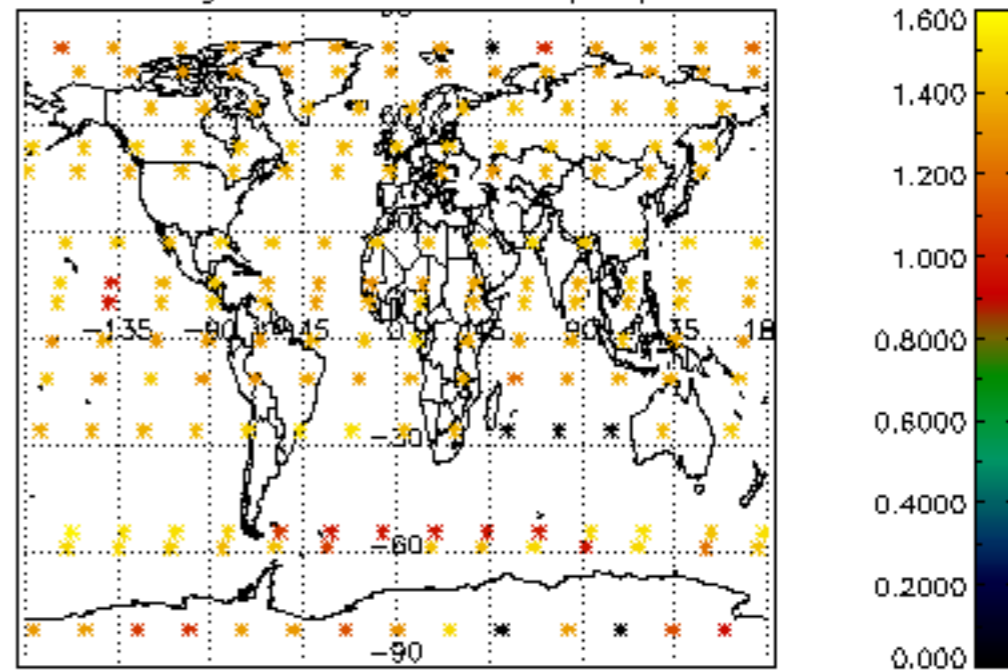
Percentage of saturation errors per profile



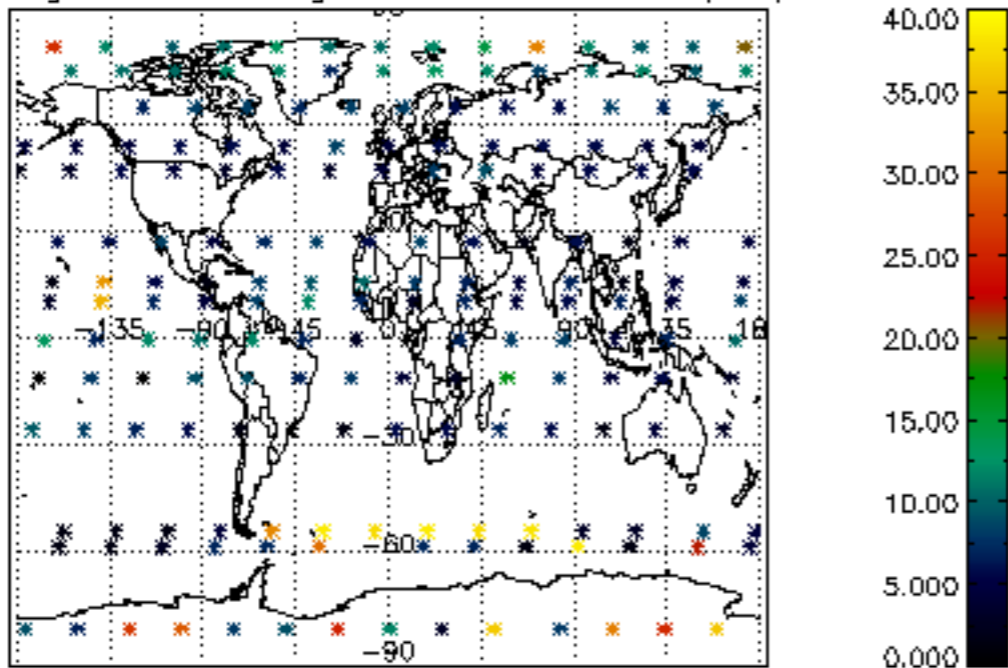
Percentage of cosmic ray hits per profile



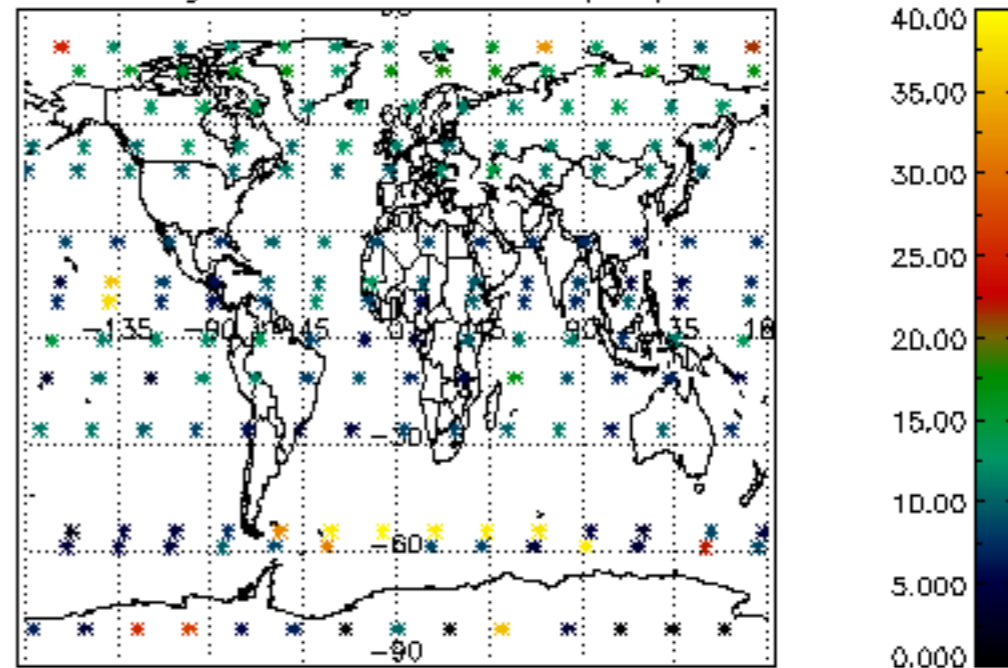
Percentage of datation errors per profile

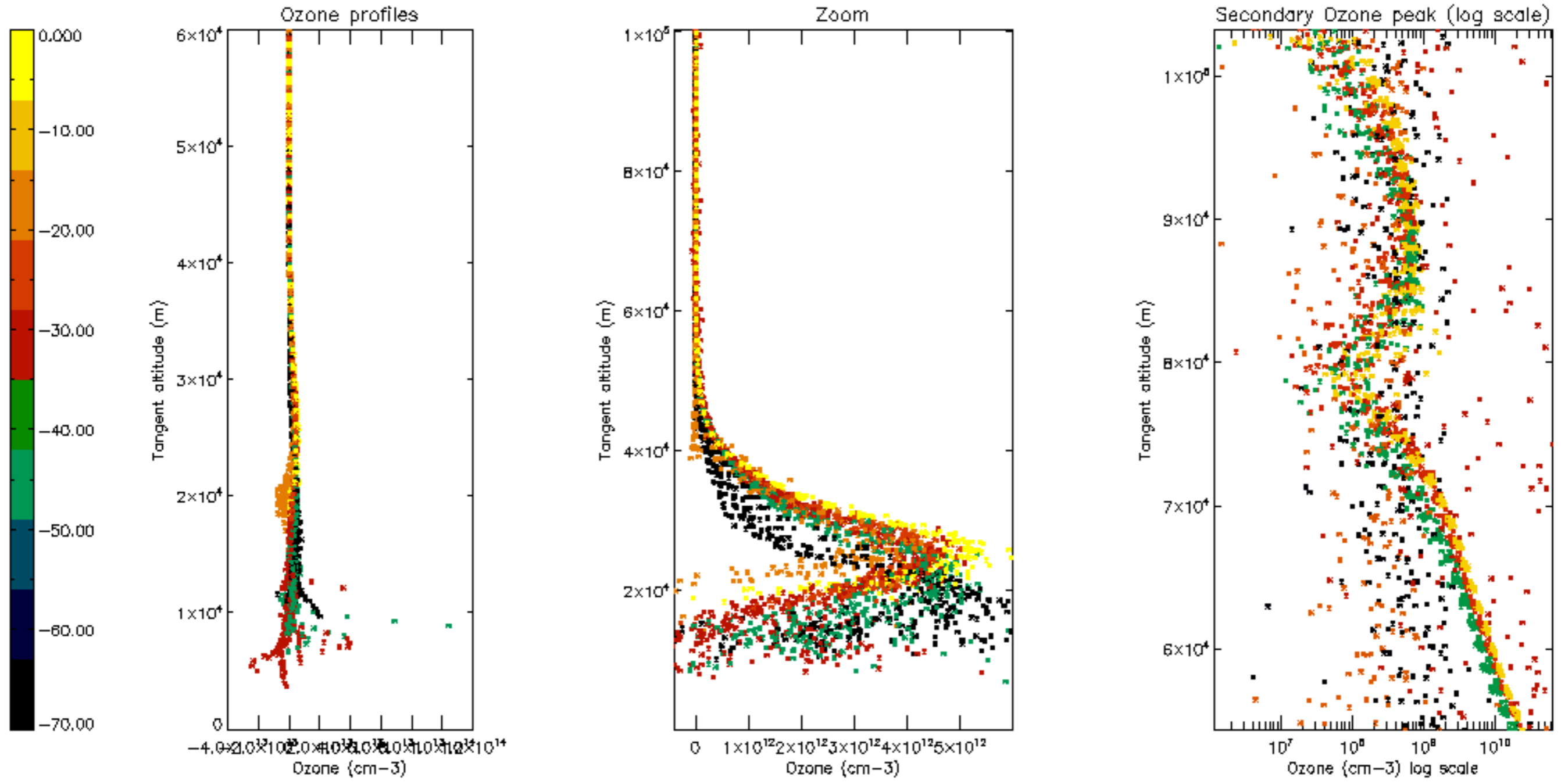


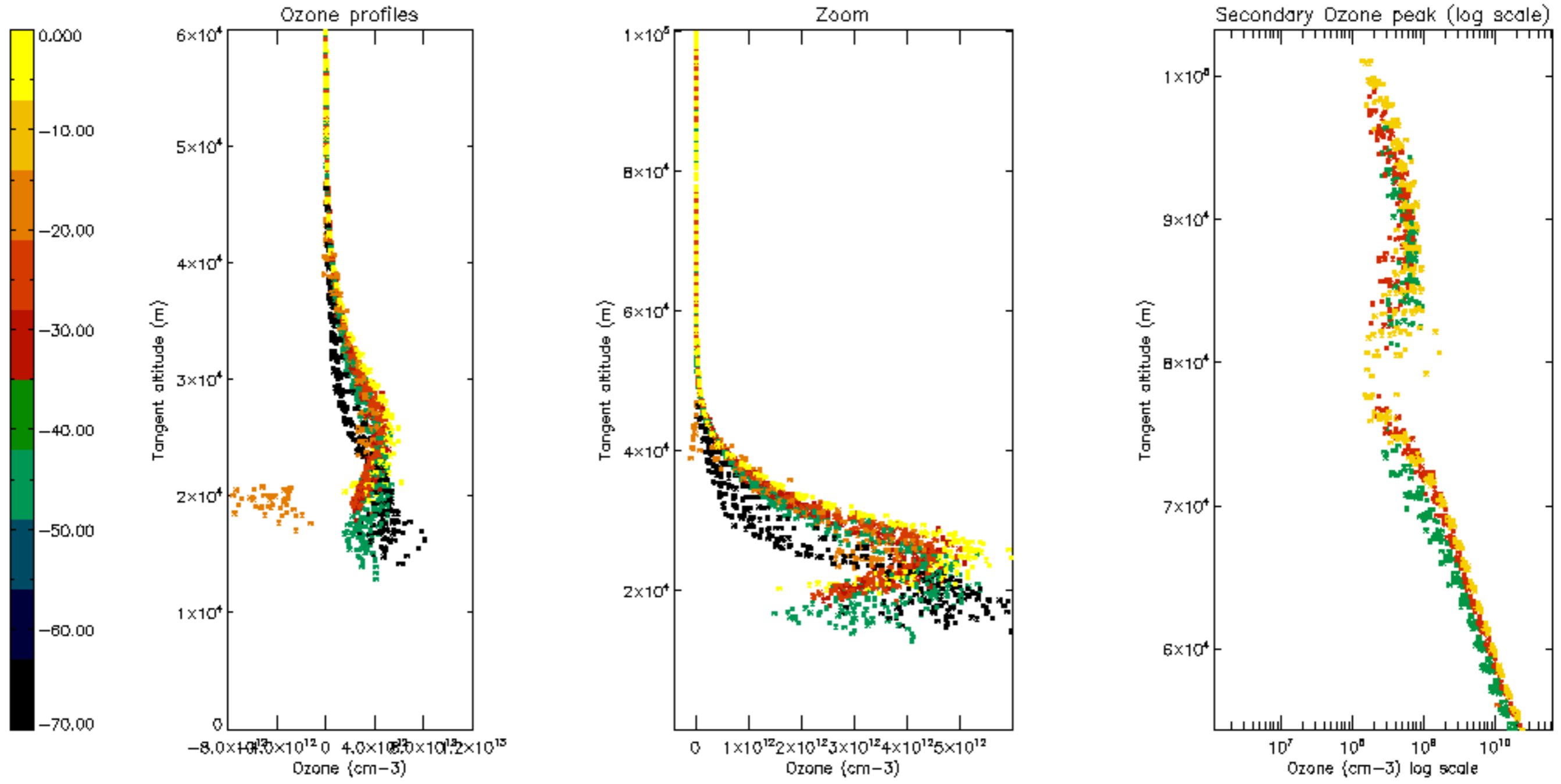
Percentage of star falling outside central band per profile

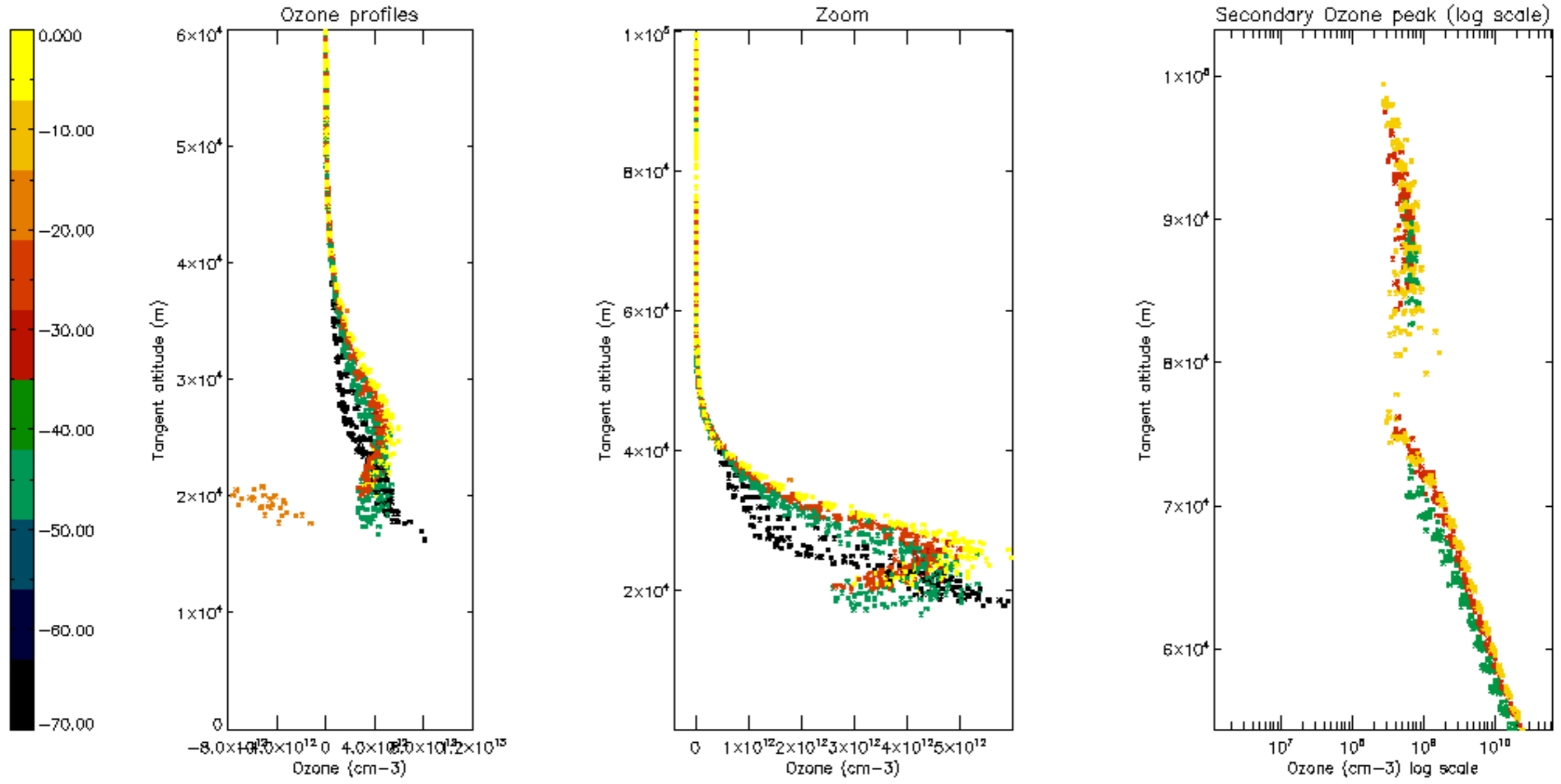


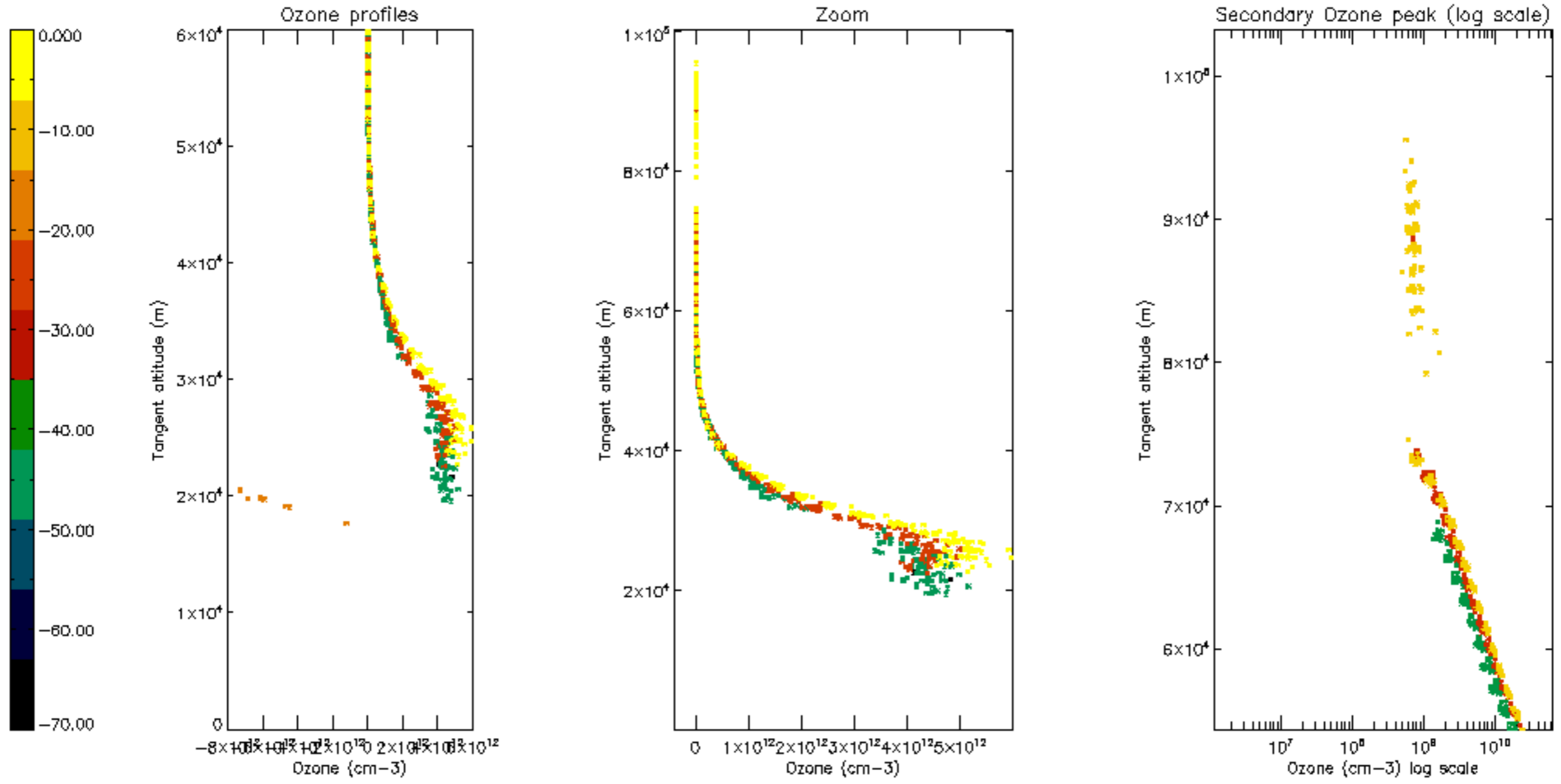
Percentage of saturation errors per profile

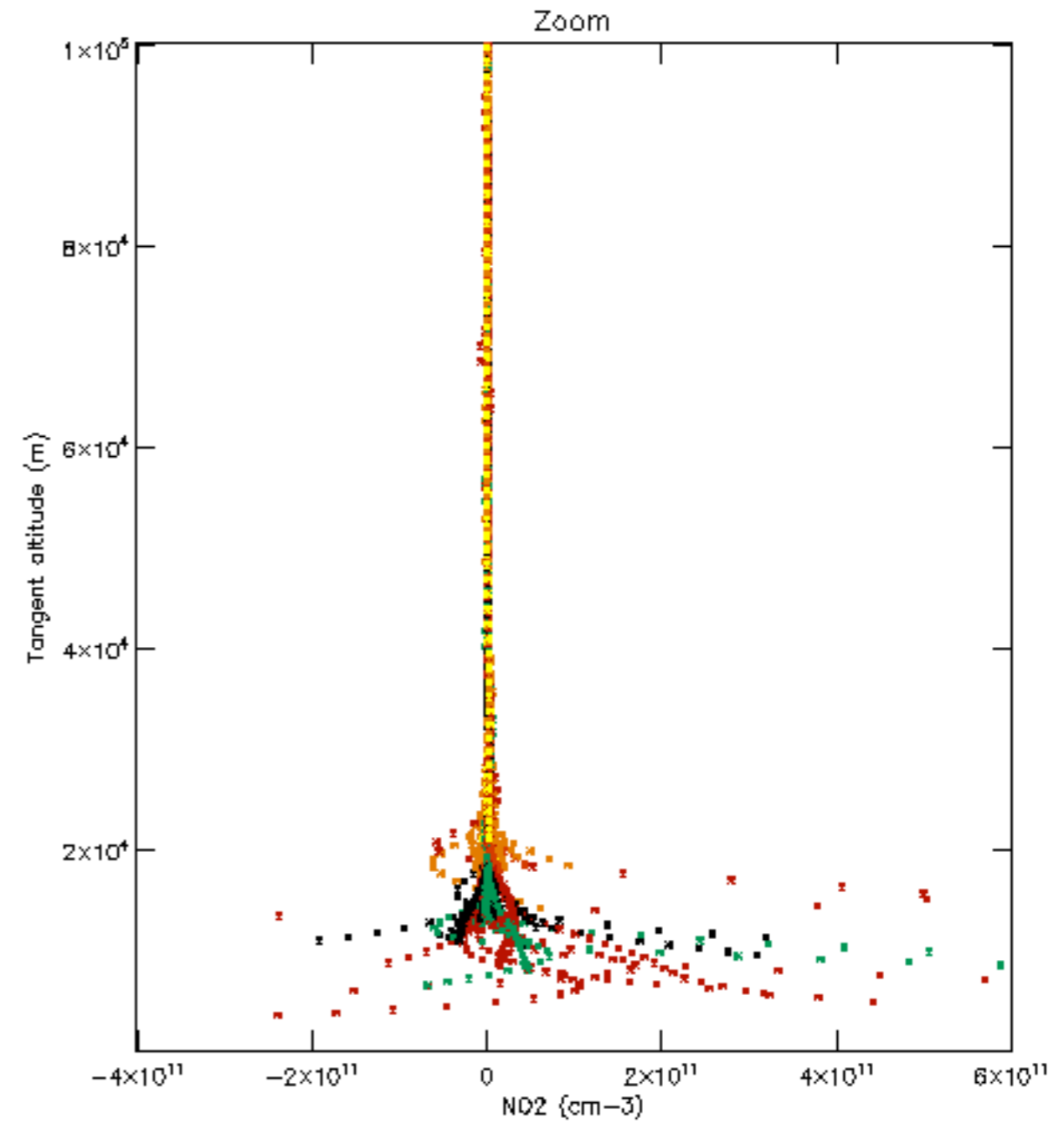
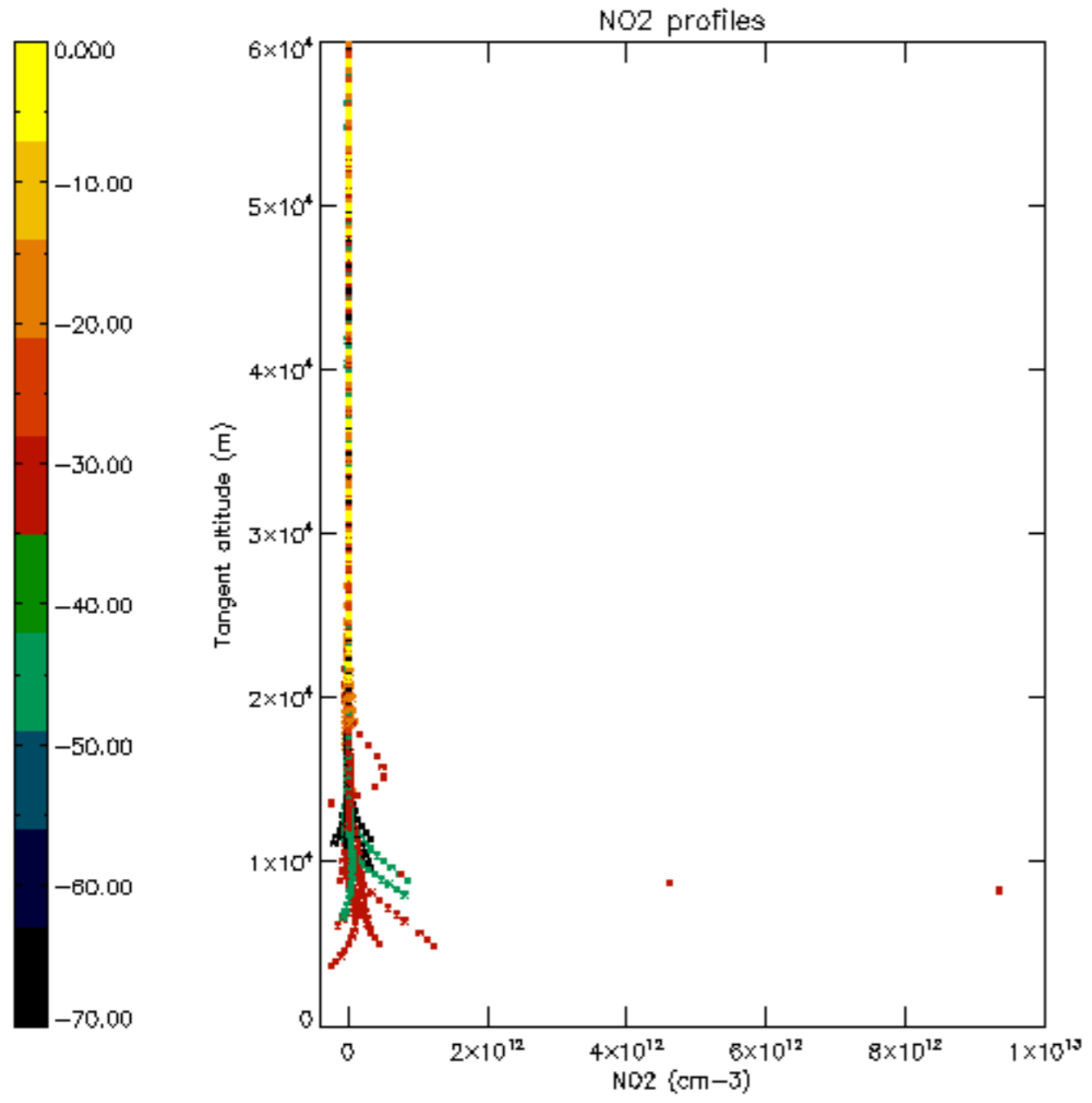


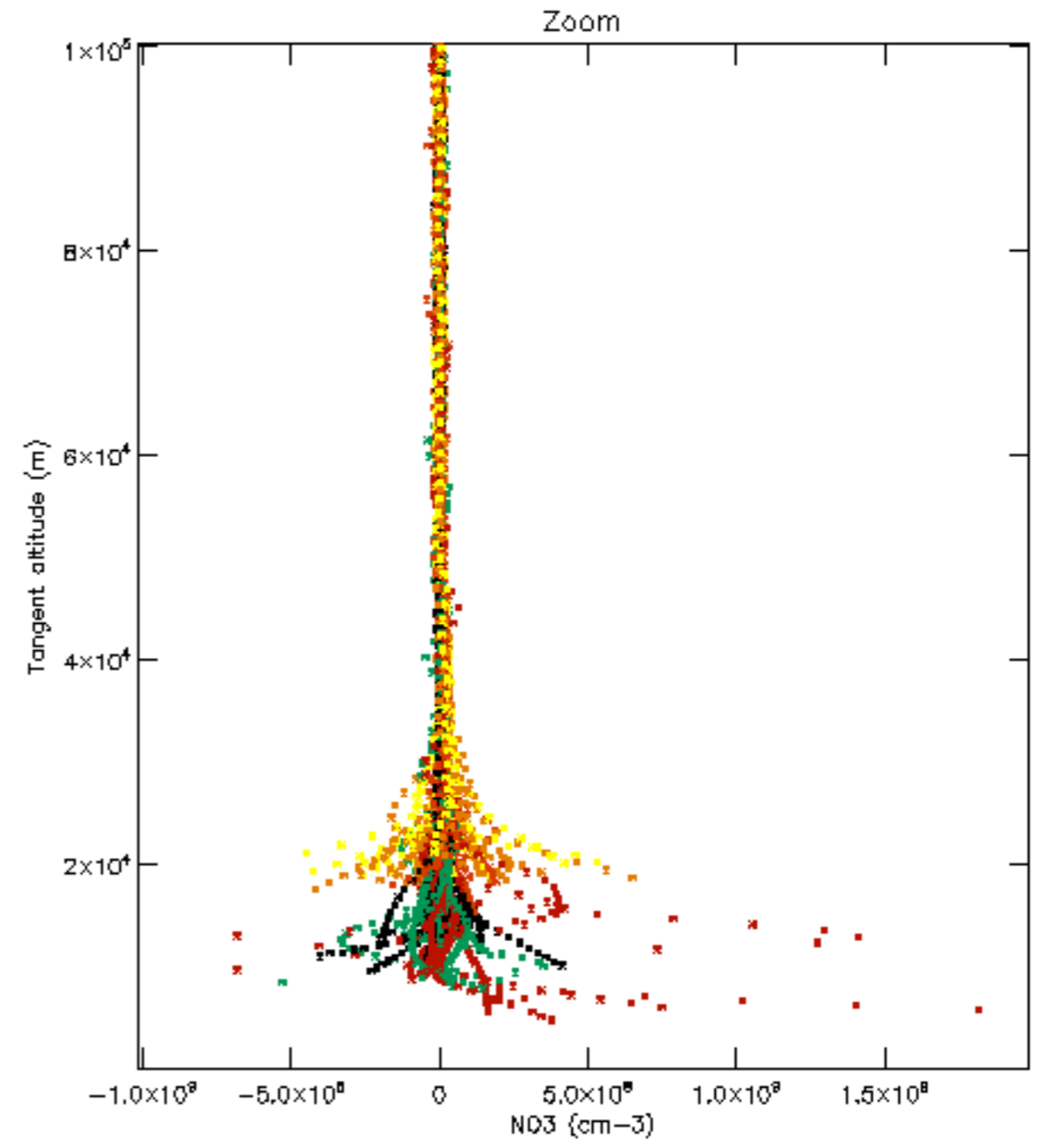
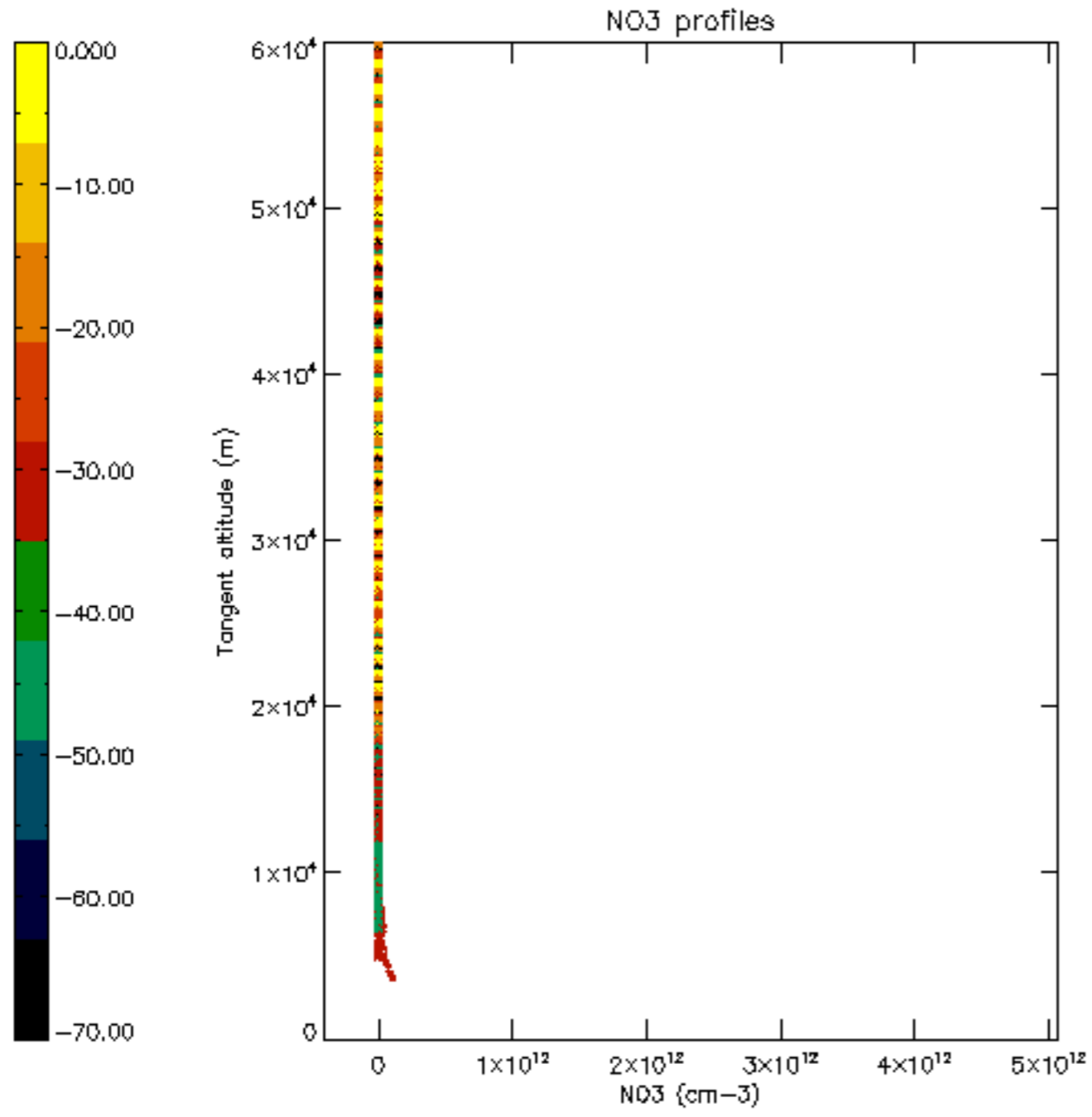


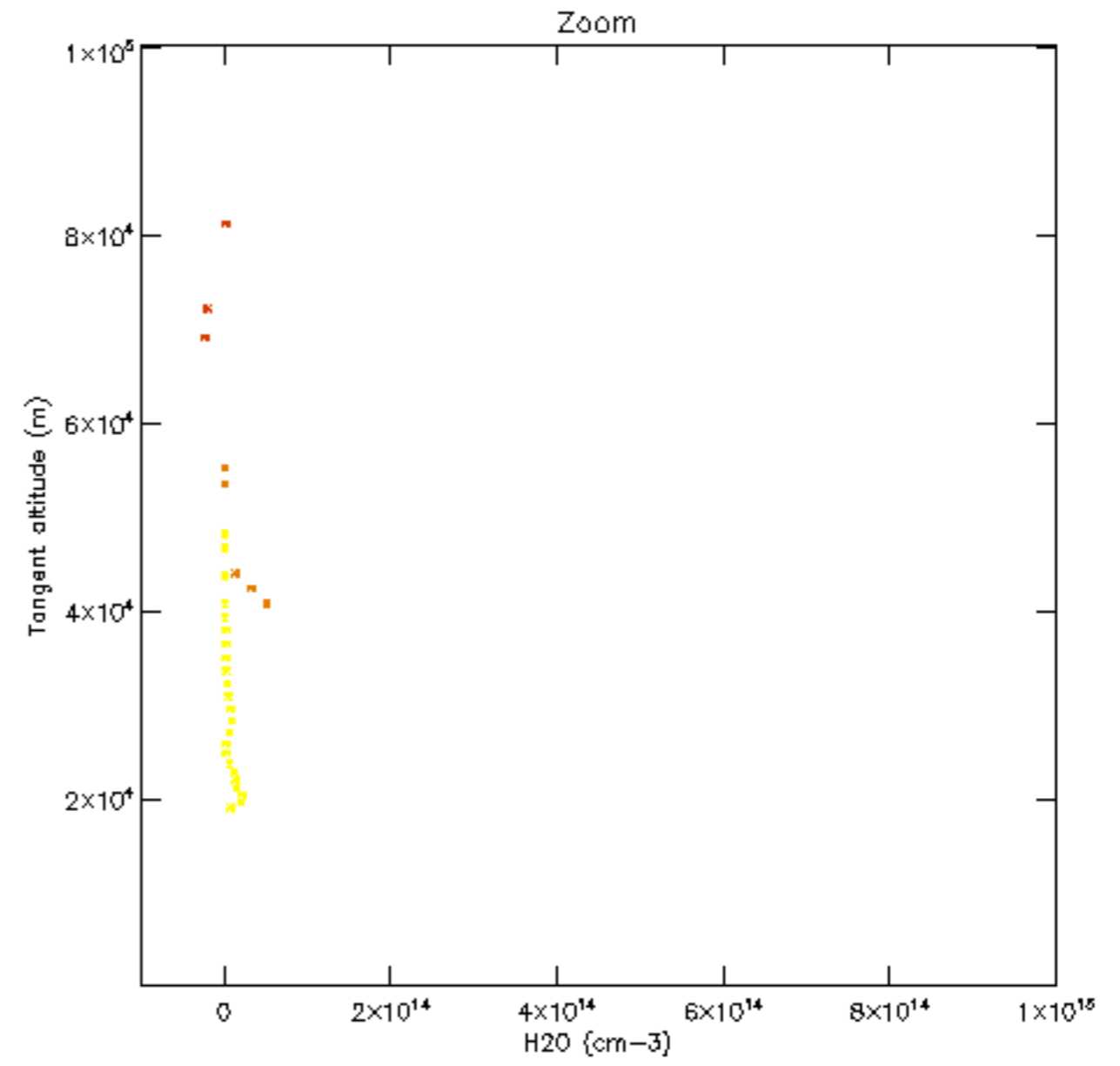
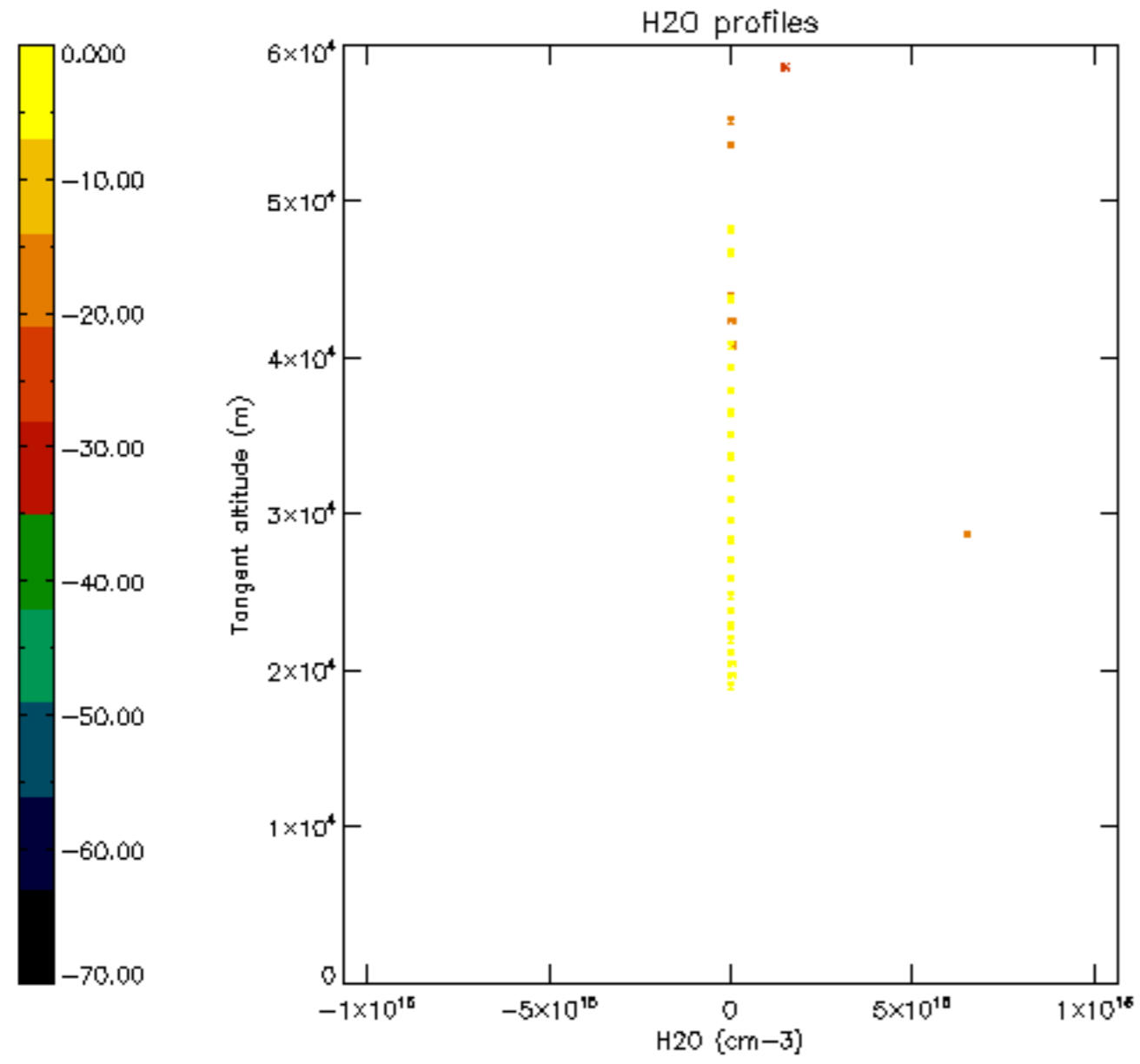


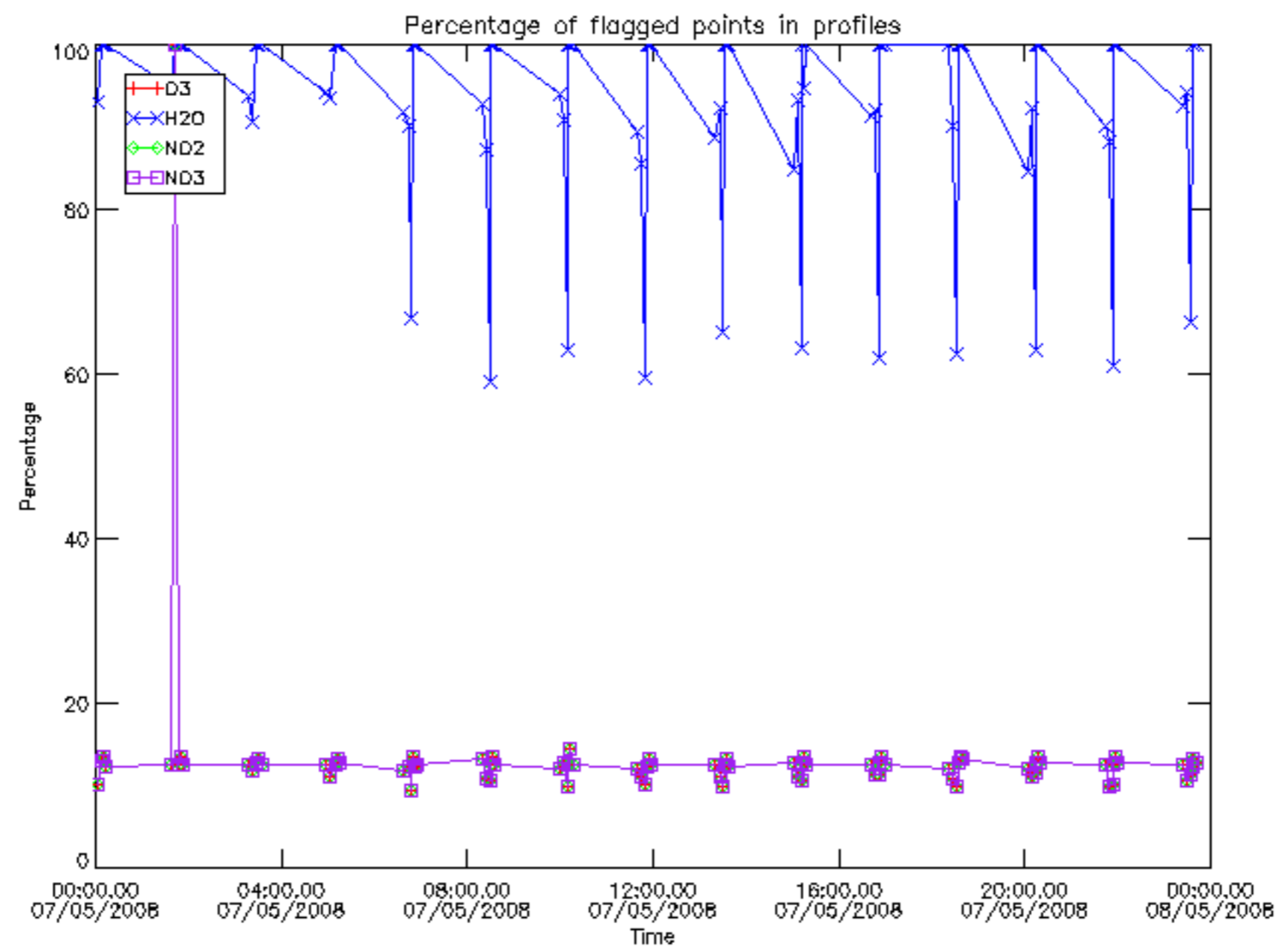




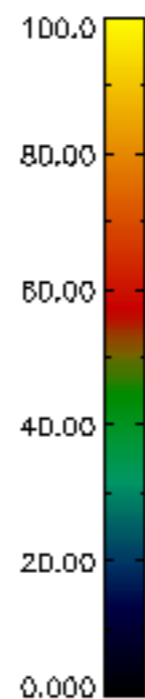
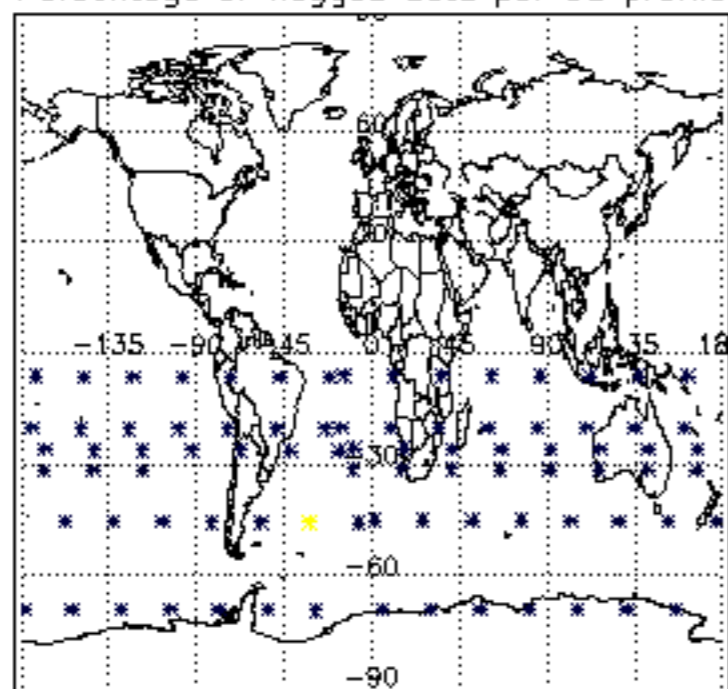




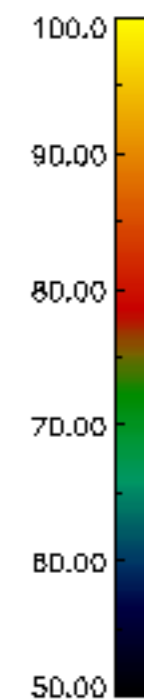
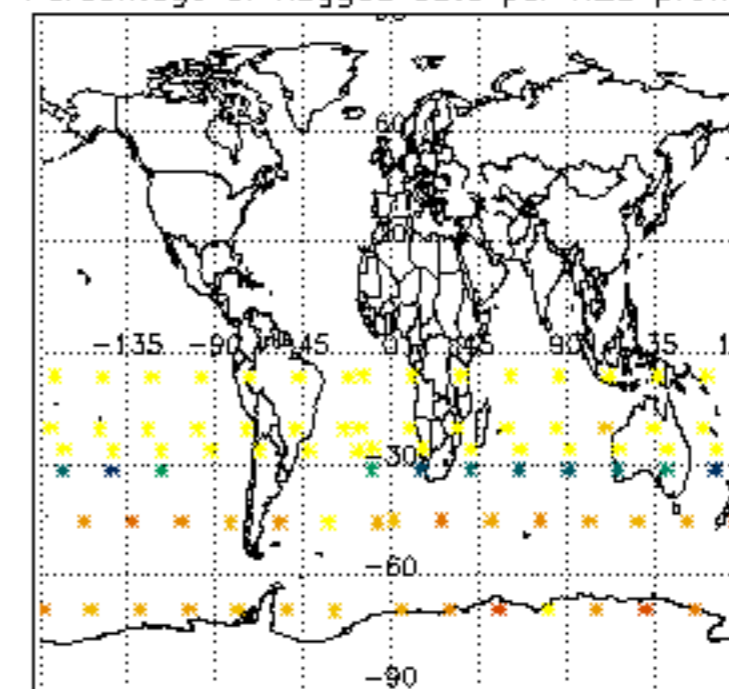




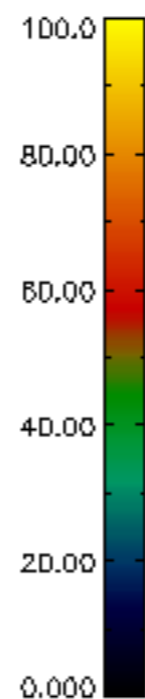
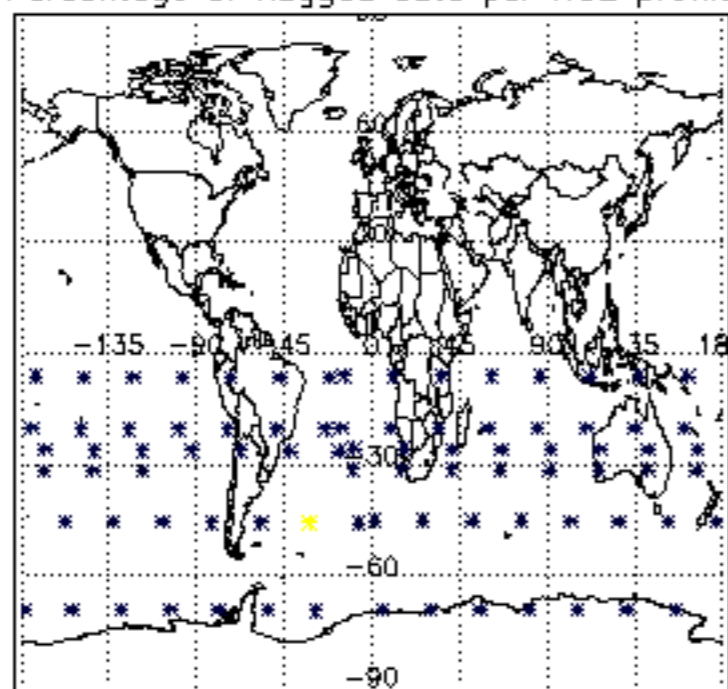
Percentage of flagged data per D3 profile



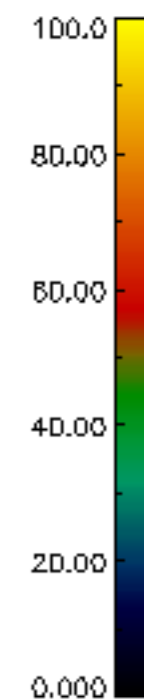
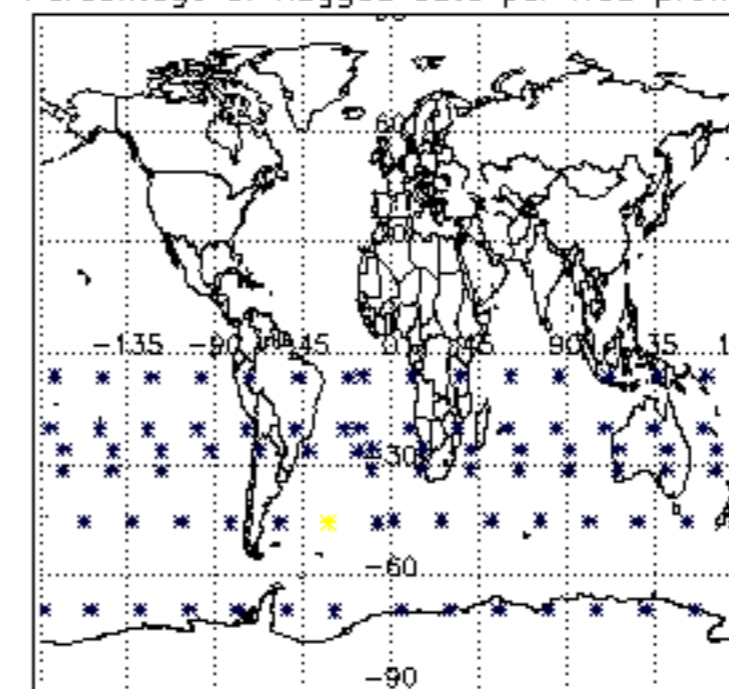
Percentage of flagged data per H2O profile

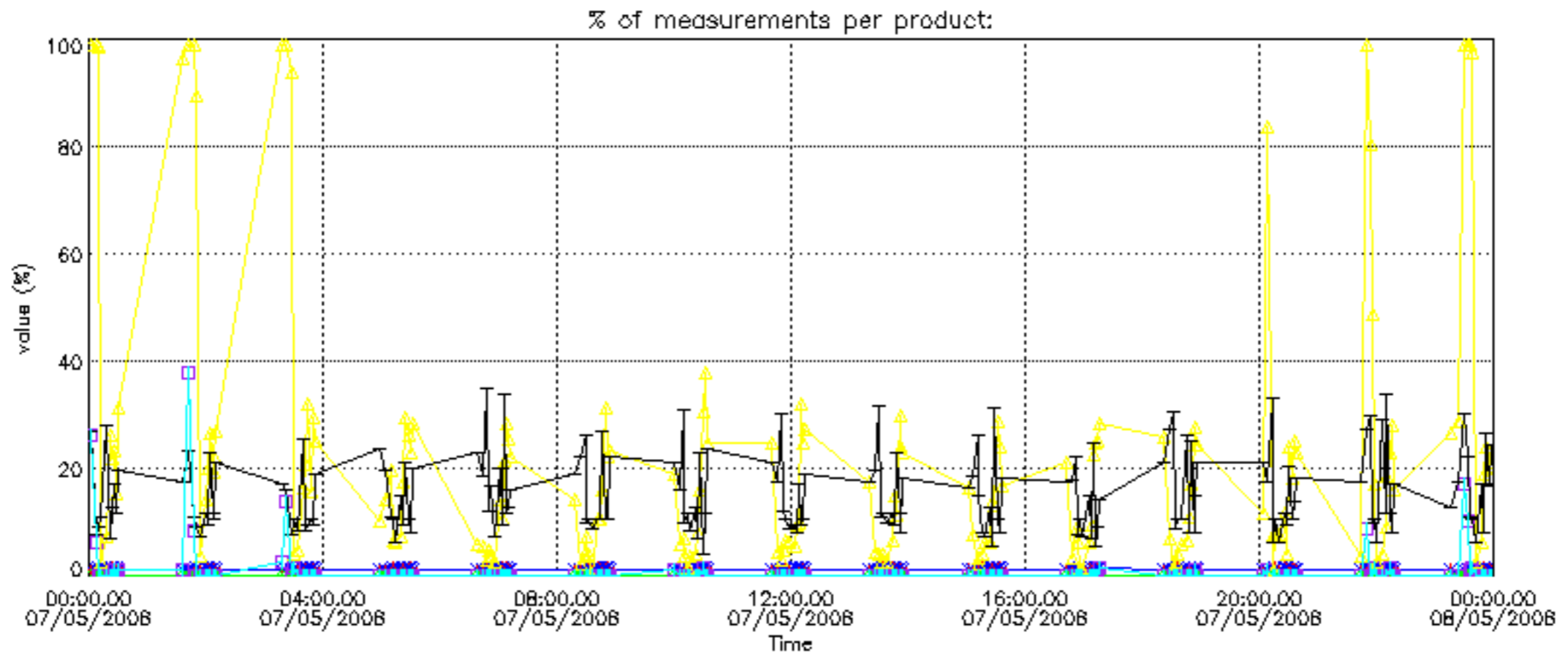


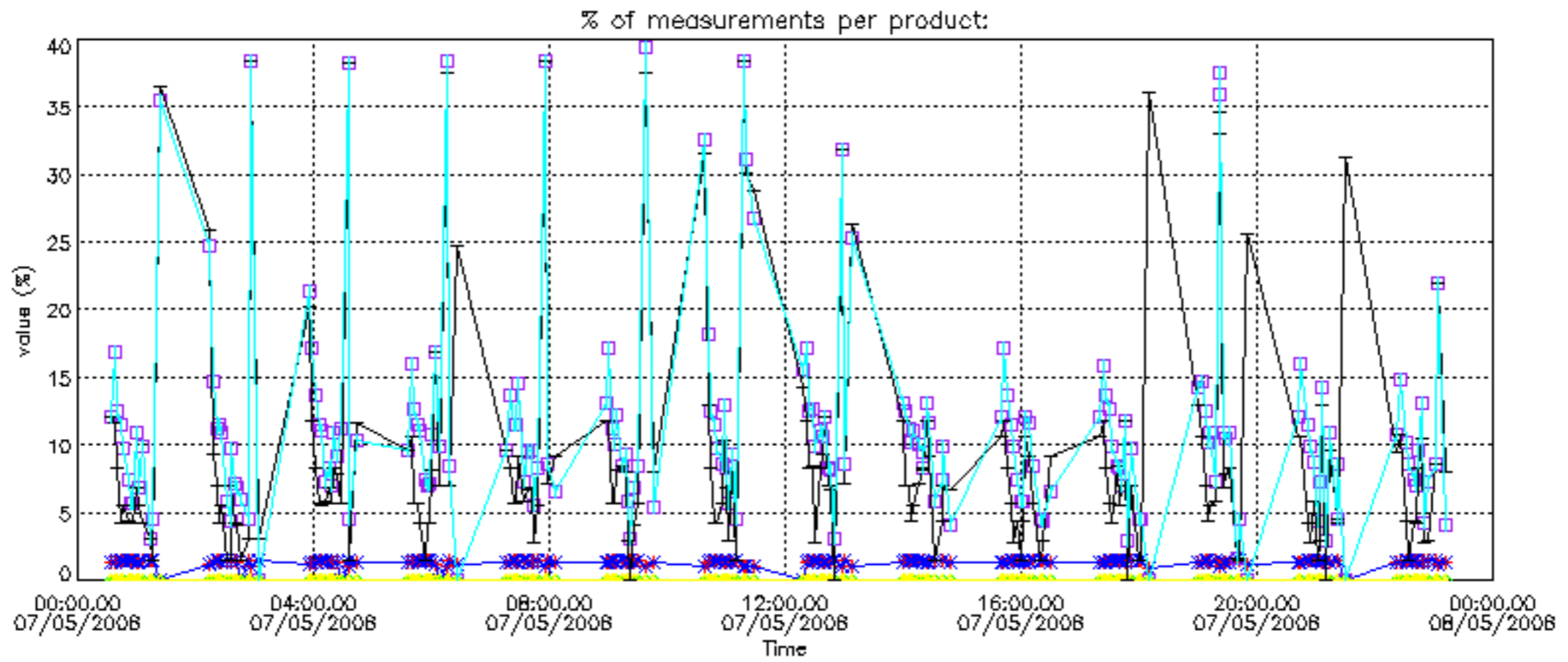
Percentage of flagged data per NO2 profile



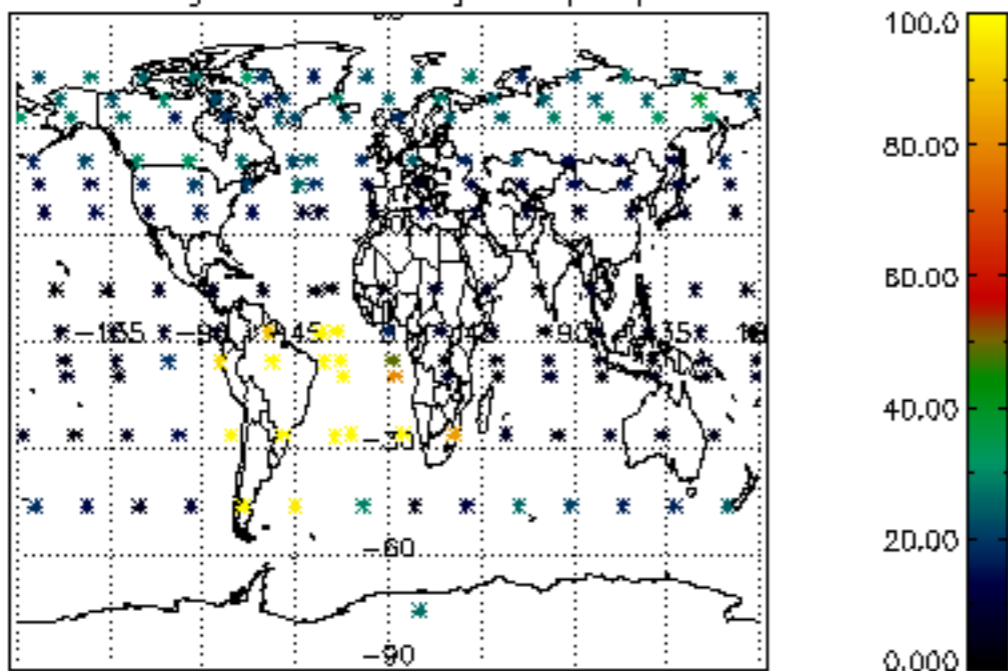
Percentage of flagged data per NO3 profile



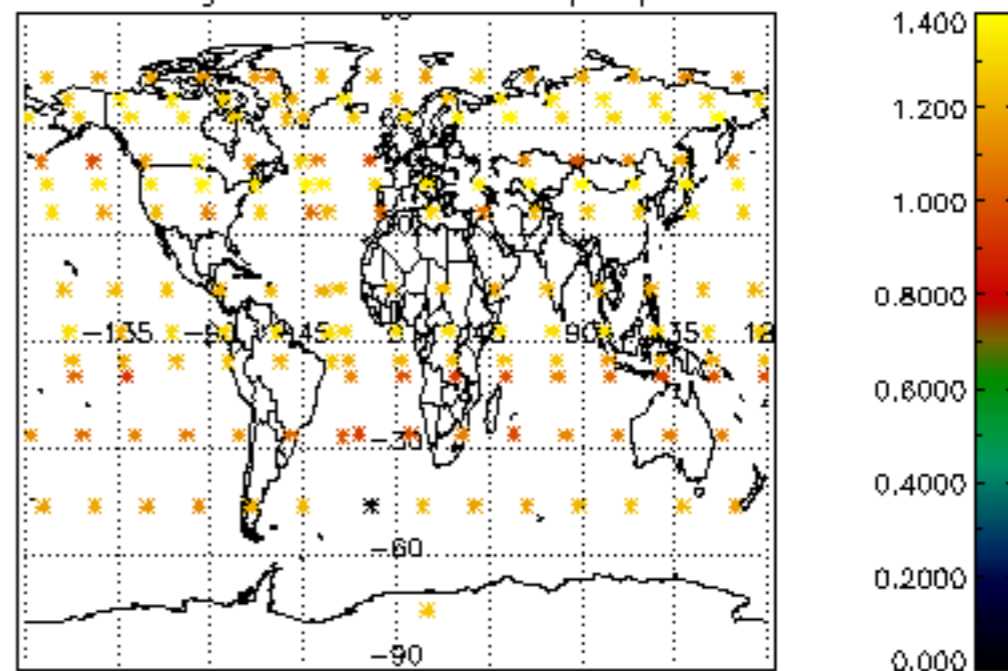




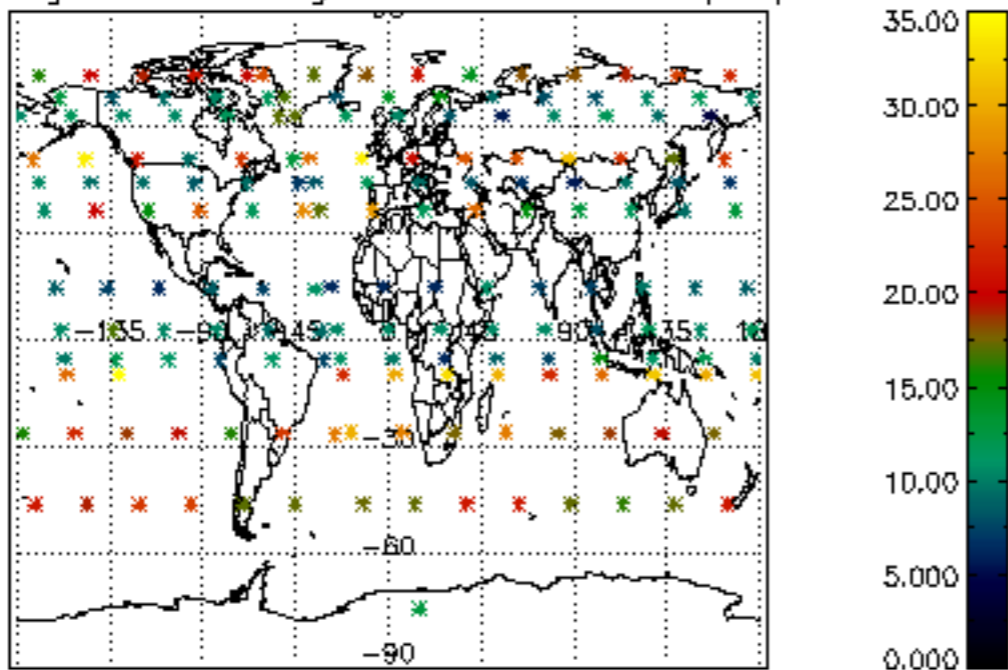
Percentage of cosmic ray hits per profile



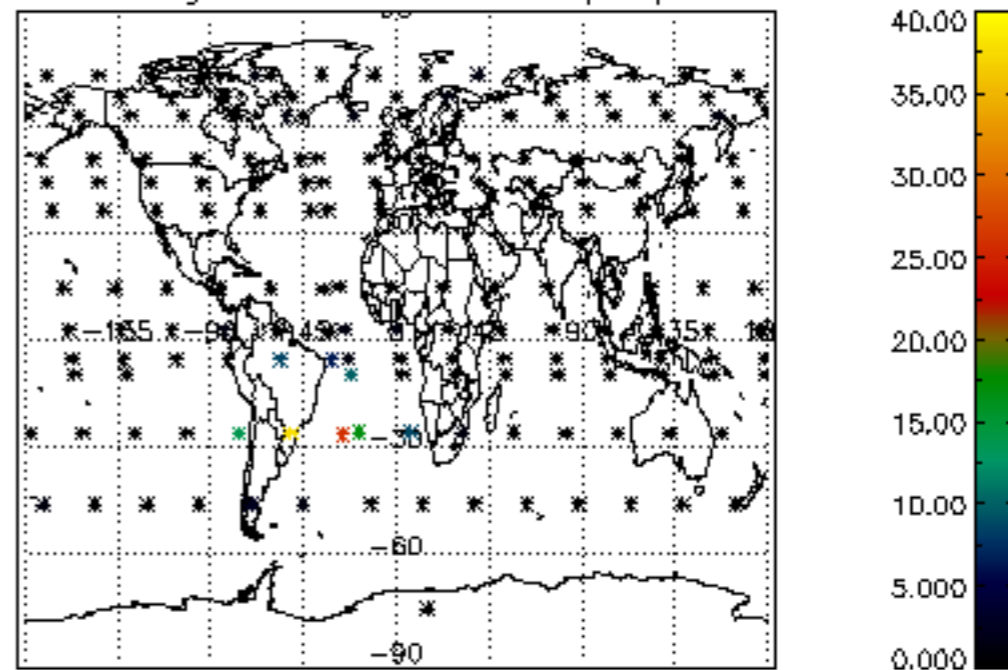
Percentage of datation errors per profile



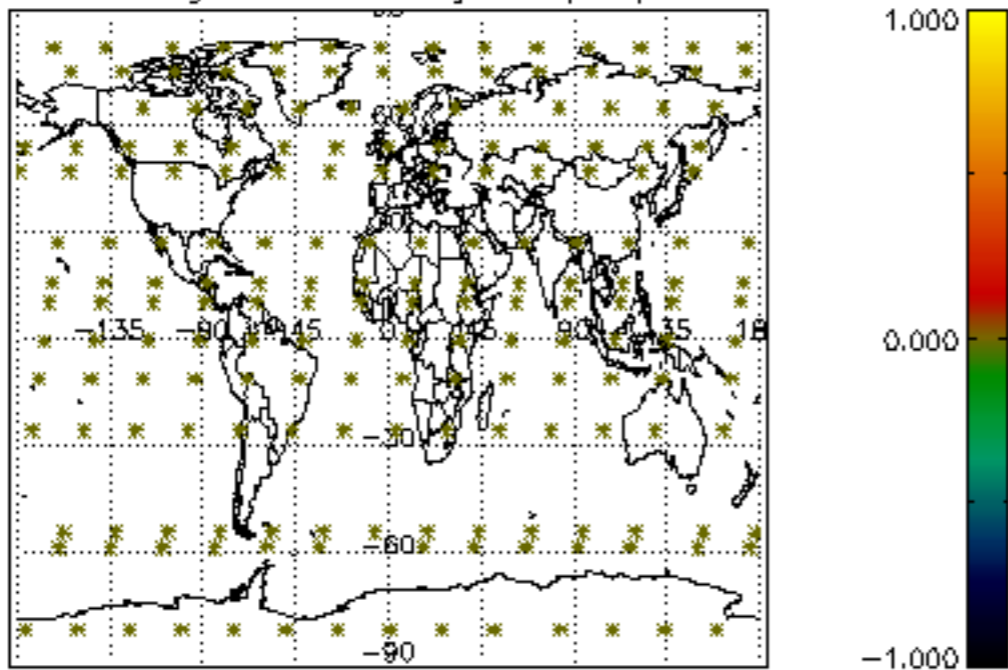
Percentage of star falling outside central band per profile



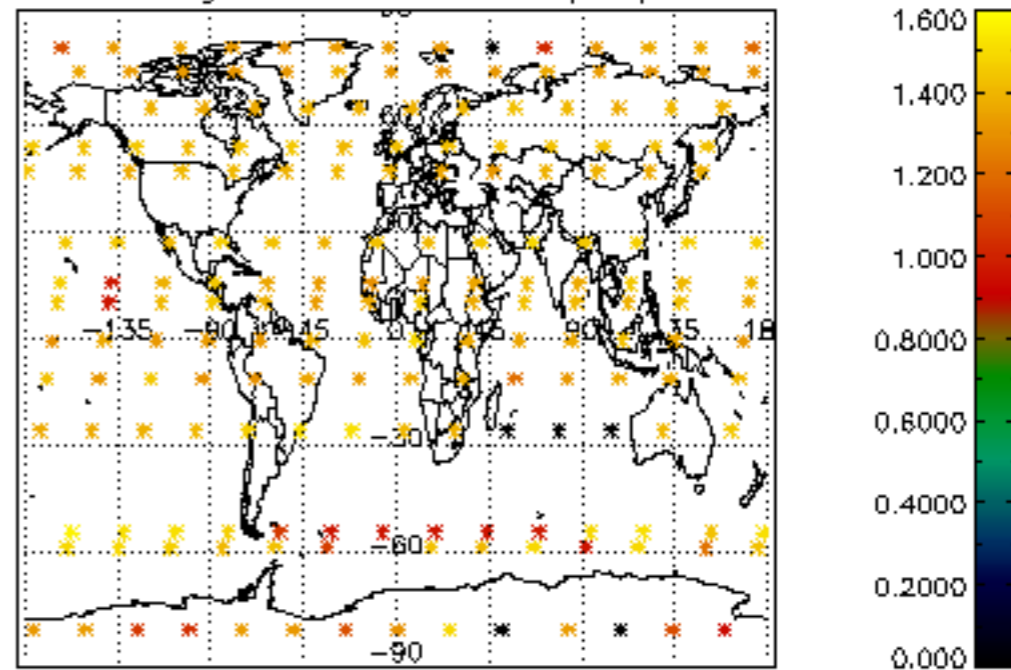
Percentage of saturation errors per profile



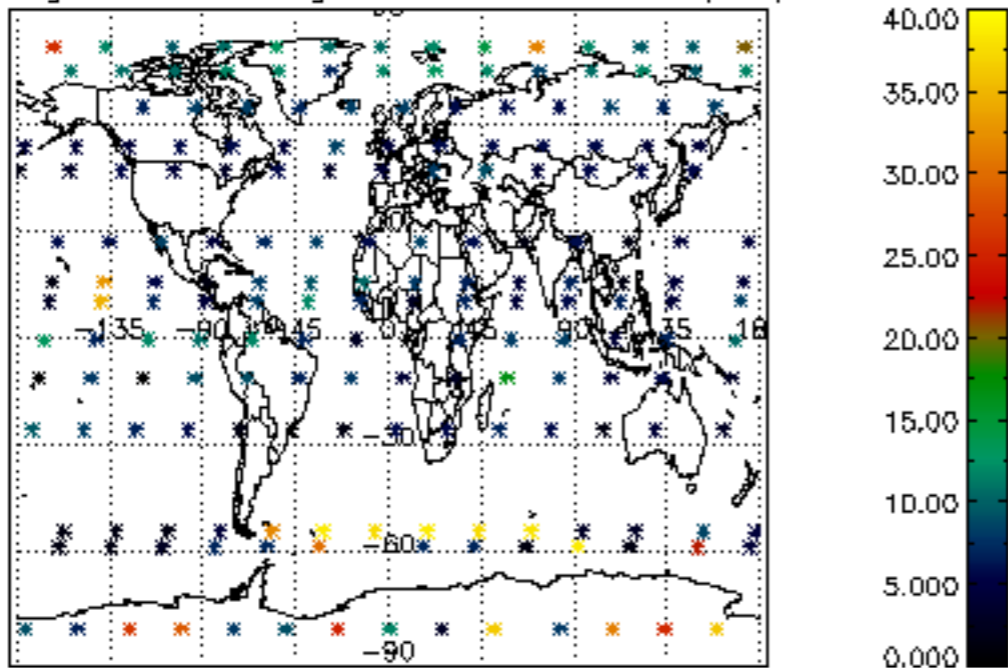
Percentage of cosmic ray hits per profile



Percentage of datation errors per profile



Percentage of star falling outside central band per profile



Percentage of saturation errors per profile

