

# GOMOS Level 2 Daily Report

## SUMMARY

### [1. General Info](#)

### [2. Summary of processed GOM\\_NL\\_2P products](#)

### [3. Level 2 Quality information per product](#)

#### [3.1 Plot of level 2 quality information per product \(time dependant\)](#)

#### [3.2 Plot of level 2 quality information per product \(world map\)](#)

### [4. Level 1 Quality information per product \(stored on level 2 products\)](#)

#### [4.1 Plot of level 1 quality information per product \(time dependant\)](#)

##### [4.1.1 Plot of level 1 quality information per product \(time dependant\): ASCENDING](#)

##### [4.1.2 Plot of level 1 quality information per product \(time dependant\): DESCENDING](#)

#### [4.2 Plot of level 1 quality information per product \(world map\)](#)

##### [4.2.1 Plot of level 1 quality information per product \(world map\): ASCENDING](#)

##### [4.2.2 Plot of level 1 quality information per product \(world map\): DESCENDING](#)

### [5. Ozone profiles based on quality statistics and other trace gas profiles](#)

#### [5.1 Ozone statistics based on quality of products](#)

#### [5.2 Plot ozone profiles for all STD \(dark without errors\)](#)

#### [5.3 Plot ozone profiles where STD < 20% \(dark without errors\)](#)

#### [5.4. Plot ozone profiles where STD < 10% \(dark without errors\)](#)

#### [5.5. Plot ozone profiles where STD < 5% \(dark without errors\)](#)

#### [5.6 Plot NO2 profiles for all STD \(dark without errors\)](#)

#### [5.7 Plot NO3 profiles for all STD \(dark without errors\)](#)

#### [5.8 Plot H2O profiles \(only for occultations of stars 1,2,3,4,13,14,16,26,63 dark without errors\) for all STD](#)

### [6. Auxiliary Data Files used for the production reported in section 2](#)

This report presents the daily analysis on parameters extracted from GOMOS level 2 data (GOM\_NL\_\_2P). It is intended to monitor some important parameters that will impact the quality of these products. A list of level 2 products (and content) that have arrived during the reporting day to the PCF is also given.

Item	Value
Time of report generation	25APR2013 13:50:36
Data source version	GOMOS/6.01
Start time of products	06-05-2008 (06MAY2008 00:00:00)
Stop time of products	07-05-2008 (07MAY2008 00:00:00)
Store outputs in DB	Yes
Nb of level 2 prods	341
Nb of prods with errors	0

## 2. Summary of processed GOM\_NL\_\_2P products.

Nr	Filename	UTC Start time	Limb	Duration	Star Id	Star Name	Star Mag	Star Temp	Nb Meas	Orbit	Prod. error
1	GOM_NL__2PRFIN20080506_003254_000000462068_00202_32320_7947.N1	06-MAY-2008 00:32:54	Dark	45.500	18	24Alp PsA	1.1660	9700.0	91	32320	No
2	GOM_NL__2PRFIN20080506_003844_000000422068_00202_32320_7948.N1	06-MAY-2008 00:38:44	Dark	41.500	31	Alp Gru	1.7340	15200.	83	32320	No
3	GOM_NL__2PRFIN20080506_004105_000000472068_00203_32321_7961.N1	06-MAY-2008 00:41:05	Dark	46.500	148	Alp Tuc	2.8780	4100.0	93	32321	No
4	GOM_NL__2PRFIN20080506_004418_000000402068_00203_32321_7962.N1	06-MAY-2008 00:44:18	Dark	39.500	45	Alp Pav	1.9400	26000.	79	32321	No
5	GOM_NL__2PRFIN20080506_005030_000000392068_00203_32321_7963.N1	06-MAY-2008 00:50:30	Straylight	38.500	43	Alp TrA	1.9100	4250.0	77	32321	No
6	GOM_NL__2PRFIN20080506_005243_000000372068_00203_32321_7964.N1	06-MAY-2008 00:52:43	Straylight	36.500	134	Bet TrA	2.8100	6600.0	73	32321	No
7	GOM_NL__2PRFIN20080506_005438_000000512068_00203_32321_7965.N1	06-MAY-2008 00:54:38	Straylight	51.000	4	Alp1Cen	-0.010000	5800.0	102	32321	No
8	GOM_NL__2PRFIN20080506_005807_000000412068_00203_32321_7966.N1	06-MAY-2008 00:58:07	Straylight	41.000	78	Alp Lup	2.3040	28000.	82	32321	No
9	GOM_NL__2PRFIN20080506_005939_000000392068_00203_32321_7967.N1	06-MAY-2008 00:59:39	Straylight	38.500	81	Eta Cen	2.3560	28000.	77	32321	No
10	GOM_NL__2PRFIN20080506_010140_000000472068_00203_32321_7968.N1	06-MAY-2008 01:01:40	Twilight_stray	46.500	54	5The Cen	2.0550	4500.0	93	32321	No
11	GOM_NL__2PRFIN20080506_010552_000000372068_00203_32321_7969.N1	06-MAY-2008 01:05:52	Bright	36.500	169	46Gam Hya	2.9910	4700.0	73	32321	No
12	GOM_NL__2PRFIN20080506_010909_000000382068_00203_32321_7970.N1	06-MAY-2008 01:09:09	Bright	37.500	15	67Alp Vir	0.97600	28000.	75	32321	No
13	GOM_NL__2PRFIN20080506_011217_000000372068_00203_32321_7971.N1	06-MAY-2008 01:12:17	Bright	36.500	121	29Gam Vir	2.7400	7200.0	73	32321	No
14	GOM_NL__2PRFIN20080506_011530_000000352068_00203_32321_7972.N1	06-MAY-2008 01:15:30	Bright	34.500	138	47Eps Vir	2.8280	4700.0	69	32321	No
15	GOM_NL__2PRFIN20080506_011731_000000372068_00203_32321_7973.N1	06-MAY-2008 01:17:31	Bright	36.500	111	8Eta Boo	2.6800	6000.0	73	32321	No
16	GOM_NL__2PRFIN20080506_012308_000000482068_00203_32321_7974.N1	06-MAY-2008 01:23:08	Bright	47.500	152	12Alp2CVn	2.8900	11000.	95	32321	No
17	GOM_NL__2PRFIN20080506_012623_000000362068_00203_32321_7975.N1	06-MAY-2008 01:26:23	Bright	36.000	39	85Eta UMa	1.8540	24000.	72	32321	No
18	GOM_NL__2PRFIN20080506_012749_000000362068_00203_32321_7976.N1	06-MAY-2008 01:27:49	Bright	35.500	55	79Zet UMa	2.0600	10200.	71	32321	No
19	GOM_NL__2PRFIN20080506_013042_000000382068_00203_32321_7977.N1	06-MAY-2008 01:30:42	Bright	37.500	36	50Alp UMa	1.8000	6300.0	75	32321	No
20	GOM_NL__2PRFIN20080506_013351_000000392068_00203_32321_7978.N1	06-MAY-2008 01:33:51	Bright	38.500	60	7Bet UMi	2.0810	3950.0	77	32321	No
21	GOM_NL__2PRFIN20080506_013752_000000362068_00203_32321_7979.N1	06-MAY-2008 01:37:52	Bright	35.500	49	1Alp UMi	1.9900	6300.0	71	32321	No
22	GOM_NL__2PRFIN20080506_014558_000000342068_00203_32321_7980.N1	06-MAY-2008 01:45:58	Bright	33.500	76	27Gam Cas	2.3000	30000.	67	32321	No
23	GOM_NL__2PRFIN20080506_014713_000000352068_00203_32321_7981.N1	06-MAY-2008 01:47:13	Bright	35.000	68	18Alp Cas	2.2250	4500.0	70	32321	No
24	GOM_NL__2PRFIN20080506_020801_000000422068_00203_32321_7982.N1	06-MAY-2008 02:08:01	Dark	41.500	52	16Bet Cet	2.0370	4500.0	83	32321	No
25	GOM_NL__2PRFIN20080506_021331_000000452068_00203_32321_7983.N1	06-MAY-2008 02:13:31	Dark	45.000	18	24Alp PsA	1.1660	9700.0	90	32321	No
26	GOM_NL__2PRFIN20080506_021921_000000402068_00203_32321_7984.N1	06-MAY-2008 02:19:21	Dark	40.000	31	Alp Gru	1.7340	15200.	80	32321	No
27	GOM_NL__2PRFIN20080506_022142_000000432068_00204_32322_7963.N1	06-MAY-2008 02:21:42	Dark	43.000	148	Alp Tuc	2.8780	4100.0	86	32322	No
28	GOM_NL__2PRFIN20080506_022455_000000422068_00204_32322_7964.N1	06-MAY-2008 02:24:55	Dark	41.500	45	Alp Pav	1.9400	26000.	83	32322	No
29	GOM_NL__2PRFIN20080506_023107_000000392068_00204_32322_7965.N1	06-MAY-2008 02:31:07	Straylight	39.000	43	Alp TrA	1.9100	4250.0	78	32322	No
30	GOM_NL__2PRFIN20080506_023319_000000382068_00204_32322_7966.N1	06-MAY-2008 02:33:19	Straylight	38.000	134	Bet TrA	2.8100	6600.0	76	32322	No
31	GOM_NL__2PRFIN20080506_023515_000000452068_00204_32322_7967.N1	06-MAY-2008 02:35:15	Straylight	44.500	4	Alp1Cen	-0.010000	5800.0	89	32322	No
32	GOM_NL__2PRFIN20080506_023843_000000392068_00204_32322_7968.N1	06-MAY-2008 02:38:43	Straylight	39.000	78	Alp Lup	2.3040	28000.	78	32322	No
33	GOM_NL__2PRFIN20080506_024015_000000402068_00204_32322_7969.N1	06-MAY-2008 02:40:15	Straylight	39.500	81	Eta Cen	2.3560	28000.	79	32322	No
34	GOM_NL__2PRFIN20080506_024216_000000422068_00204_32322_7970.N1	06-MAY-2008 02:42:16	Twilight_stray	41.500	54	5The Cen	2.0550	4500.0	83	32322	No
35	GOM_NL__2PRFIN20080506_024628_000000392068_00204_32322_7971.N1	06-MAY-2008 02:46:28	Bright	38.500	169	46Gam Hya	2.9910	4700.0	77	32322	No
36	GOM_NL__2PRFIN20080506_024945_000000392068_00204_32322_7972.N1	06-MAY-2008 02:49:45	Bright	38.500	15	67Alp Vir	0.97600	28000.	77	32322	No
37	GOM_NL__2PRFIN20080506_025253_000000362068_00204_32322_7973.N1	06-MAY-2008 02:52:53	Bright	35.500	121	29Gam Vir	2.7400	7200.0	71	32322	No
38	GOM_NL__2PRFIN20080506_025606_000000352068_00204_32322_7974.N1	06-MAY-2008 02:56:06	Bright	35.000	138	47Eps Vir	2.8280	4700.0	70	32322	No
39	GOM_NL__2PRFIN20080506_025806_000000542068_00204_32322_7975.N1	06-MAY-2008 02:58:06	Bright	54.000	111	8Eta Boo	2.6800	6000.0	108	32322	No
40	GOM_NL__2PRFIN20080506_030344_000000352068_00204_32322_7976.N1	06-MAY-2008 03:03:44	Bright	35.000	152	12Alp2CVn	2.8900	11000.	70	32322	No
41	GOM_NL__2PRFIN20080506_030658_000000372068_00204_32322_7977.N1	06-MAY-2008 03:06:58	Bright	37.000	39	85Eta UMa	1.8540	24000.	74	32322	No
42	GOM_NL__2PRFIN20080506_030825_000000372068_00204_32322_7978.N1	06-MAY-2008 03:08:25	Bright	36.500	55	79Zet UMa	2.0600	10200.	73	32322	No

43	GOM_NL__2PRFIN20080506_031119_000000352068_00204_32322_7979.N1	06-MAY-2008 03:11:19	Bright	35.000	36	50Alp UMa	1.8000	6300.0	70	32322	No
44	GOM_NL__2PRFIN20080506_031426_000000362068_00204_32322_7980.N1	06-MAY-2008 03:14:26	Bright	35.500	60	7Bet UMi	2.0810	3950.0	71	32322	No
45	GOM_NL__2PRFIN20080506_031828_000000352068_00204_32322_7981.N1	06-MAY-2008 03:18:28	Bright	34.500	49	1Alp UMi	1.9900	6300.0	69	32322	No
46	GOM_NL__2PRFIN20080506_032634_000000522068_00204_32322_7982.N1	06-MAY-2008 03:26:34	Bright	52.000	76	27Gam Cas	2.3000	30000.	104	32322	No
47	GOM_NL__2PRFIN20080506_032749_000000362068_00204_32322_7983.N1	06-MAY-2008 03:27:49	Bright	35.500	68	18Alp Cas	2.2250	4500.0	71	32322	No
48	GOM_NL__2PRFIN20080506_034837_000000422068_00204_32322_7984.N1	06-MAY-2008 03:48:37	Dark	42.000	52	16Bet Cet	2.0370	4500.0	84	32322	No
49	GOM_NL__2PRFIN20080506_035407_000000472068_00204_32322_7985.N1	06-MAY-2008 03:54:07	Dark	46.500	18	24Alp PsA	1.1660	9700.0	93	32322	No
50	GOM_NL__2PRFIN20080506_035957_000000462068_00204_32322_7986.N1	06-MAY-2008 03:59:57	Dark	46.000	31	Alp Gru	1.7340	15200.	92	32322	No
51	GOM_NL__2PRFIN20080506_040218_000000372068_00205_32323_7995.N1	06-MAY-2008 04:02:18	Dark	37.000	148	Alp Tuc	2.8780	4100.0	74	32323	No
52	GOM_NL__2PRFIN20080506_040532_000000412068_00205_32323_7996.N1	06-MAY-2008 04:05:32	Dark	40.500	45	Alp Pav	1.9400	26000.	81	32323	No
53	GOM_NL__2PRFIN20080506_041143_000000392068_00205_32323_7997.N1	06-MAY-2008 04:11:43	Straylight	38.500	43	Alp TrA	1.9100	4250.0	77	32323	No
54	GOM_NL__2PRFIN20080506_041355_000000372068_00205_32323_7998.N1	06-MAY-2008 04:13:55	Straylight	36.500	134	Bet TrA	2.8100	6600.0	73	32323	No
55	GOM_NL__2PRFIN20080506_041551_000000432068_00205_32323_7999.N1	06-MAY-2008 04:15:51	Straylight	42.500	4	Alp1Cen	-0.010000	5800.0	85	32323	No
56	GOM_NL__2PRFIN20080506_041920_000000382068_00205_32323_8000.N1	06-MAY-2008 04:19:20	Straylight	37.500	78	Alp Lup	2.3040	28000.	75	32323	No
57	GOM_NL__2PRFIN20080506_042051_000000392068_00205_32323_8001.N1	06-MAY-2008 04:20:51	Straylight	39.000	81	Eta Cen	2.3560	28000.	78	32323	No
58	GOM_NL__2PRFIN20080506_042253_000000412068_00205_32323_8002.N1	06-MAY-2008 04:22:53	Tw_i_and_stray	41.000	54	5The Cen	2.0550	4500.0	82	32323	No
59	GOM_NL__2PRFIN20080506_042705_000000362068_00205_32323_8003.N1	06-MAY-2008 04:27:05	Bright	35.500	169	46Gam Hya	2.9910	4700.0	71	32323	No
60	GOM_NL__2PRFIN20080506_043021_000000382068_00205_32323_8004.N1	06-MAY-2008 04:30:21	Bright	38.000	15	67Alp Vir	0.97600	28000.	76	32323	No
61	GOM_NL__2PRFIN20080506_043329_000000362068_00205_32323_8005.N1	06-MAY-2008 04:33:29	Bright	36.000	121	29Gam Vir	2.7400	7200.0	72	32323	No
62	GOM_NL__2PRFIN20080506_043642_000000352068_00205_32323_8006.N1	06-MAY-2008 04:36:42	Bright	35.000	138	47Eps Vir	2.8280	4700.0	70	32323	No
63	GOM_NL__2PRFIN20080506_043843_000000362068_00205_32323_8007.N1	06-MAY-2008 04:38:43	Bright	36.000	111	8Eta Boo	2.6800	6000.0	72	32323	No
64	GOM_NL__2PRFIN20080506_044421_000000352068_00205_32323_8008.N1	06-MAY-2008 04:44:21	Bright	34.500	152	12Alp2CVn	2.8900	11000.	69	32323	No
65	GOM_NL__2PRFIN20080506_044735_000000362068_00205_32323_8009.N1	06-MAY-2008 04:47:35	Bright	36.000	39	85Eta UMa	1.8540	24000.	72	32323	No
66	GOM_NL__2PRFIN20080506_044901_000000362068_00205_32323_8010.N1	06-MAY-2008 04:49:01	Bright	35.500	55	79Zet UMa	2.0600	10200.	71	32323	No
67	GOM_NL__2PRFIN20080506_045155_000000352068_00205_32323_8011.N1	06-MAY-2008 04:51:55	Bright	34.500	36	50Alp UMa	1.8000	6300.0	69	32323	No
68	GOM_NL__2PRFIN20080506_045502_000000382068_00205_32323_8012.N1	06-MAY-2008 04:55:02	Bright	38.000	60	7Bet UMi	2.0810	3950.0	76	32323	No
69	GOM_NL__2PRFIN20080506_045904_000000362068_00205_32323_8013.N1	06-MAY-2008 04:59:04	Bright	35.500	49	1Alp UMi	1.9900	6300.0	71	32323	No
70	GOM_NL__2PRFIN20080506_050710_000000392068_00205_32323_8014.N1	06-MAY-2008 05:07:10	Bright	39.000	76	27Gam Cas	2.3000	30000.	78	32323	No
71	GOM_NL__2PRFIN20080506_050825_000000422068_00205_32323_8015.N1	06-MAY-2008 05:08:25	Bright	41.500	68	18Alp Cas	2.2250	4500.0	83	32323	No
72	GOM_NL__2PRFIN20080506_052914_000000432068_00205_32323_8016.N1	06-MAY-2008 05:29:14	Dark	43.000	52	16Bet Cet	2.0370	4500.0	86	32323	No
73	GOM_NL__2PRFIN20080506_053444_000000432068_00205_32323_8017.N1	06-MAY-2008 05:34:44	Dark	43.000	18	24Alp PsA	1.1660	9700.0	86	32323	No
74	GOM_NL__2PRFIN20080506_054034_000000472068_00205_32323_8018.N1	06-MAY-2008 05:40:34	Dark	46.500	31	Alp Gru	1.7340	15200.	93	32323	No
75	GOM_NL__2PRFIN20080506_054254_000000422068_00206_32324_8001.N1	06-MAY-2008 05:42:54	Dark	41.500	148	Alp Tuc	2.8780	4100.0	83	32324	No
76	GOM_NL__2PRFIN20080506_054608_000000412068_00206_32324_8002.N1	06-MAY-2008 05:46:08	Dark	41.000	45	Alp Pav	1.9400	26000.	82	32324	No
77	GOM_NL__2PRFIN20080506_055220_000000402068_00206_32324_8003.N1	06-MAY-2008 05:52:20	Straylight	39.500	43	Alp TrA	1.9100	4250.0	79	32324	No
78	GOM_NL__2PRFIN20080506_055432_000000372068_00206_32324_8004.N1	06-MAY-2008 05:54:32	Straylight	37.000	134	Bet TrA	2.8100	6600.0	74	32324	No
79	GOM_NL__2PRFIN20080506_055627_000000502068_00206_32324_8005.N1	06-MAY-2008 05:56:27	Straylight	50.000	4	Alp1Cen	-0.010000	5800.0	100	32324	No
80	GOM_NL__2PRFIN20080506_055956_000000392068_00206_32324_8006.N1	06-MAY-2008 05:59:56	Straylight	39.000	78	Alp Lup	2.3040	28000.	78	32324	No
81	GOM_NL__2PRFIN20080506_060128_000000392068_00206_32324_8007.N1	06-MAY-2008 06:01:28	Straylight	38.500	81	Eta Cen	2.3560	28000.	77	32324	No
82	GOM_NL__2PRFIN20080506_060329_000000442068_00206_32324_8008.N1	06-MAY-2008 06:03:29	Tw_i_and_stray	43.500	54	5The Cen	2.0550	4500.0	87	32324	No
83	GOM_NL__2PRFIN20080506_060741_000000382068_00206_32324_8009.N1	06-MAY-2008 06:07:41	Bright	37.500	169	46Gam Hya	2.9910	4700.0	75	32324	No
84	GOM_NL__2PRFIN20080506_061057_000000382068_00206_32324_8010.N1	06-MAY-2008 06:10:57	Bright	37.500	15	67Alp Vir	0.97600	28000.	75	32324	No
85	GOM_NL__2PRFIN20080506_061406_000000372068_00206_32324_8011.N1	06-MAY-2008 06:14:06	Bright	36.500	121	29Gam Vir	2.7400	7200.0	73	32324	No
86	GOM_NL__2PRFIN20080506_061718_000000362068_00206_32324_8012.N1	06-MAY-2008 06:17:18	Bright	36.000	138	47Eps Vir	2.8280	4700.0	72	32324	No
87	GOM_NL__2PRFIN20080506_061919_000000532068_00206_32324_8013.N1	06-MAY-2008 06:19:19	Bright	52.500	111	8Eta Boo	2.6800	6000.0	105	32324	No
88	GOM_NL__2PRFIN20080506_062457_000000342068_00206_32324_8014.N1	06-MAY-2008 06:24:57	Bright	34.000	152	12Alp2CVn	2.8900	11000.	68	32324	No
89	GOM_NL__2PRFIN20080506_062810_000000372068_00206_32324_8015.N1	06-MAY-2008 06:28:10	Bright	37.000	39	85Eta UMa	1.8540	24000.	74	32324	No
90	GOM_NL__2PRFIN20080506_062937_000000352068_00206_32324_8016.N1	06-MAY-2008 06:29:37	Bright	35.000	55	79Zet UMa	2.0600	10200.	70	32324	No
91	GOM_NL__2PRFIN20080506_063231_000000372068_00206_32324_8017.N1	06-MAY-2008 06:32:31	Bright	37.000	36	50Alp UMa	1.8000	6300.0	74	32324	No
92	GOM_NL__2PRFIN20080506_063538_000000382068_00206_32324_8018.N1	06-MAY-2008 06:35:38	Bright	38.000	60	7Bet UMi	2.0810	3950.0	76	32324	No
93	GOM_NL__2PRFIN20080506_063940_000000352068_00206_32324_8019.N1	06-MAY-2008 06:39:40	Bright	35.000	49	1Alp UMi	1.9900	6300.0	70	32324	No
94	GOM_NL__2PRFIN20080506_064746_000000522068_00206_32324_8020.N1	06-MAY-2008 06:47:46	Bright	52.000	76	27Gam Cas	2.3000	30000.	104	32324	No
95	GOM_NL__2PRFIN20080506_064901_000000442068_00206_32324_8021.N1	06-MAY-2008 06:49:01	Bright	44.000	68	18Alp Cas	2.2250	4500.0	88	32324	No
96	GOM_NL__2PRFIN20080506_070950_000000452068_00206_32324_8022.N1	06-MAY-2008 07:09:50	Dark	45.000	52	16Bet Cet	2.0370	4500.0	90	32324	No
97	GOM_NL__2PRFIN20080506_071521_000000452068_00206_32324_8023.N1	06-MAY-2008 07:15:21	Dark	44.500	18	24Alp PsA	1.1660	9700.0	89	32324	No
98	GOM_NL__2PRFIN20080506_072111_000000422068_00206_32324_8024.N1	06-MAY-2008 07:21:11	Dark	42.000	31	Alp Gru	1.7340	15200.	84	32324	No
99	GOM_NL__2PRFIN20080506_072331_000000382068_00207_32325_8007.N1	06-MAY-2008 07:23:31	Dark	37.500	148	Alp Tuc	2.8780	4100.0	75	32325	No
100	GOM_NL__2PRFIN20080506_072645_000000402068_00207_32325_8008.N1	06-MAY-2008 07:26:45	Dark	40.000	45	Alp Pav	1.9400	26000.	80	32325	No
101	GOM_NL__2PRFIN20080506_073256_000000412068_00207_32325_8009.N1	06-MAY-2008 07:32:56	Straylight	41.000	43	Alp TrA	1.9100	4250.0	82	32325	No

102	GOM_NL__2PRFIN20080506_073508_000000382068_00207_32325_8010.N1	06-MAY-2008 07:35:08	Straylight	38.000	134	Bet TrA	2.8100	6600.0	76	32325	No
103	GOM_NL__2PRFIN20080506_073703_000000492068_00207_32325_8011.N1	06-MAY-2008 07:37:03	Straylight	48.500	4	Alp1Cen	-0.010000	5800.0	97	32325	No
104	GOM_NL__2PRFIN20080506_074032_000000382068_00207_32325_8012.N1	06-MAY-2008 07:40:32	Straylight	37.500	78	Alp Lup	2.3040	28000.	75	32325	No
105	GOM_NL__2PRFIN20080506_074204_000000392068_00207_32325_8013.N1	06-MAY-2008 07:42:04	Straylight	39.000	81	Eta Cen	2.3560	28000.	78	32325	No
106	GOM_NL__2PRFIN20080506_074405_000000432068_00207_32325_8014.N1	06-MAY-2008 07:44:05	Tw_i_and_stray	42.500	54	5The Cen	2.0550	4500.0	85	32325	No
107	GOM_NL__2PRFIN20080506_074817_000000382068_00207_32325_8015.N1	06-MAY-2008 07:48:17	Bright	38.000	169	46Gam Hya	2.9910	4700.0	76	32325	No
108	GOM_NL__2PRFIN20080506_075134_000000382068_00207_32325_8016.N1	06-MAY-2008 07:51:34	Bright	38.000	15	67Alp Vir	0.97600	28000.	76	32325	No
109	GOM_NL__2PRFIN20080506_075442_000000362068_00207_32325_8017.N1	06-MAY-2008 07:54:42	Bright	36.000	121	29Gam Vir	2.7400	7200.0	72	32325	No
110	GOM_NL__2PRFIN20080506_075754_000000362068_00207_32325_8018.N1	06-MAY-2008 07:57:54	Bright	35.500	138	47Eps Vir	2.8280	4700.0	71	32325	No
111	GOM_NL__2PRFIN20080506_075954_000000372068_00207_32325_8019.N1	06-MAY-2008 07:59:54	Bright	36.500	111	8Eta Boo	2.6800	6000.0	73	32325	No
112	GOM_NL__2PRFIN20080506_080533_000000352068_00207_32325_8020.N1	06-MAY-2008 08:05:33	Bright	34.500	152	12Alp2CVn	2.8900	11000.	69	32325	No
113	GOM_NL__2PRFIN20080506_080846_000000392068_00207_32325_8021.N1	06-MAY-2008 08:08:46	Bright	38.500	39	85Eta UMa	1.8540	24000.	77	32325	No
114	GOM_NL__2PRFIN20080506_081013_000000362068_00207_32325_8022.N1	06-MAY-2008 08:10:13	Bright	36.000	55	79Zet UMa	2.0600	10200.	72	32325	No
115	GOM_NL__2PRFIN20080506_081308_000000372068_00207_32325_8023.N1	06-MAY-2008 08:13:08	Bright	37.000	36	50Alp UMa	1.8000	6300.0	74	32325	No
116	GOM_NL__2PRFIN20080506_081614_000000392068_00207_32325_8024.N1	06-MAY-2008 08:16:14	Bright	38.500	60	7Bet UMi	2.0810	3950.0	77	32325	No
117	GOM_NL__2PRFIN20080506_082016_000000372068_00207_32325_8025.N1	06-MAY-2008 08:20:16	Bright	36.500	49	1Alp UMi	1.9900	6300.0	73	32325	No
118	GOM_NL__2PRFIN20080506_082822_000000392068_00207_32325_8026.N1	06-MAY-2008 08:28:22	Bright	39.000	76	27Gam Cas	2.3000	30000.	78	32325	No
119	GOM_NL__2PRFIN20080506_082937_000000522068_00207_32325_8027.N1	06-MAY-2008 08:29:37	Bright	52.000	68	18Alp Cas	2.2250	4500.0	104	32325	No
120	GOM_NL__2PRFIN20080506_085026_000000432068_00207_32325_8028.N1	06-MAY-2008 08:50:26	Dark	43.000	52	16Bet Cet	2.0370	4500.0	86	32325	No
121	GOM_NL__2PRFIN20080506_085557_000000442068_00207_32325_8029.N1	06-MAY-2008 08:55:57	Dark	43.500	18	24Alp PsA	1.1660	9700.0	87	32325	No
122	GOM_NL__2PRFIN20080506_090147_000000422068_00207_32325_8030.N1	06-MAY-2008 09:01:47	Dark	41.500	31	Alp Gru	1.7340	15200.	83	32325	No
123	GOM_NL__2PRFIN20080506_090407_000000382068_00208_32326_8030.N1	06-MAY-2008 09:04:07	Dark	38.000	148	Alp Tuc	2.8780	4100.0	76	32326	No
124	GOM_NL__2PRFIN20080506_090721_000000412068_00208_32326_8031.N1	06-MAY-2008 09:07:21	Dark	41.000	45	Alp Pav	1.9400	26000.	82	32326	No
125	GOM_NL__2PRFIN20080506_091332_000000392068_00208_32326_8032.N1	06-MAY-2008 09:13:32	Straylight	39.000	43	Alp TrA	1.9100	4250.0	78	32326	No
126	GOM_NL__2PRFIN20080506_091544_000000382068_00208_32326_8033.N1	06-MAY-2008 09:15:44	Straylight	37.500	134	Bet TrA	2.8100	6600.0	75	32326	No
127	GOM_NL__2PRFIN20080506_091740_000000462068_00208_32326_8034.N1	06-MAY-2008 09:17:40	Straylight	46.000	4	Alp1Cen	-0.010000	5800.0	92	32326	No
128	GOM_NL__2PRFIN20080506_092109_000000392068_00208_32326_8035.N1	06-MAY-2008 09:21:09	Straylight	39.000	78	Alp Lup	2.3040	28000.	78	32326	No
129	GOM_NL__2PRFIN20080506_092240_000000402068_00208_32326_8036.N1	06-MAY-2008 09:22:40	Straylight	39.500	81	Eta Cen	2.3560	28000.	79	32326	No
130	GOM_NL__2PRFIN20080506_092441_000000432068_00208_32326_8037.N1	06-MAY-2008 09:24:41	Tw_i_and_stray	42.500	54	5The Cen	2.0550	4500.0	85	32326	No
131	GOM_NL__2PRFIN20080506_092853_000000382068_00208_32326_8038.N1	06-MAY-2008 09:28:53	Bright	38.000	169	46Gam Hya	2.9910	4700.0	76	32326	No
132	GOM_NL__2PRFIN20080506_093210_000000382068_00208_32326_8039.N1	06-MAY-2008 09:32:10	Bright	38.000	15	67Alp Vir	0.97600	28000.	76	32326	No
133	GOM_NL__2PRFIN20080506_093518_000000362068_00208_32326_8040.N1	06-MAY-2008 09:35:18	Bright	35.500	121	29Gam Vir	2.7400	7200.0	71	32326	No
134	GOM_NL__2PRFIN20080506_093830_000000362068_00208_32326_8041.N1	06-MAY-2008 09:38:30	Bright	36.000	138	47Eps Vir	2.8280	4700.0	72	32326	No
135	GOM_NL__2PRFIN20080506_094030_000000362068_00208_32326_8042.N1	06-MAY-2008 09:40:30	Bright	35.500	111	8Eta Boo	2.6800	6000.0	71	32326	No
136	GOM_NL__2PRFIN20080506_094609_000000362068_00208_32326_8043.N1	06-MAY-2008 09:46:09	Bright	35.500	152	12Alp2CVn	2.8900	11000.	71	32326	No
137	GOM_NL__2PRFIN20080506_094922_000000382068_00208_32326_8044.N1	06-MAY-2008 09:49:22	Bright	38.000	39	85Eta UMa	1.8540	24000.	76	32326	No
138	GOM_NL__2PRFIN20080506_095049_000000352068_00208_32326_8045.N1	06-MAY-2008 09:50:49	Bright	34.500	55	79Zet UMa	2.0600	10200.	69	32326	No
139	GOM_NL__2PRFIN20080506_095344_000000352068_00208_32326_8046.N1	06-MAY-2008 09:53:44	Bright	35.000	36	50Alp UMa	1.8000	6300.0	70	32326	No
140	GOM_NL__2PRFIN20080506_095650_000000372068_00208_32326_8047.N1	06-MAY-2008 09:56:50	Bright	36.500	60	7Bet UMi	2.0810	3950.0	73	32326	No
141	GOM_NL__2PRFIN20080506_100052_000000352068_00208_32326_8048.N1	06-MAY-2008 10:00:52	Bright	35.000	49	1Alp UMi	1.9900	6300.0	70	32326	No
142	GOM_NL__2PRFIN20080506_100858_000000522068_00208_32326_8049.N1	06-MAY-2008 10:08:58	Bright	52.000	76	27Gam Cas	2.3000	30000.	104	32326	No
143	GOM_NL__2PRFIN20080506_101013_000000482068_00208_32326_8050.N1	06-MAY-2008 10:10:13	Bright	47.500	68	18Alp Cas	2.2250	4500.0	95	32326	No
144	GOM_NL__2PRFIN20080506_103102_000000412068_00208_32326_8051.N1	06-MAY-2008 10:31:02	Dark	41.000	52	16Bet Cet	2.0370	4500.0	82	32326	No
145	GOM_NL__2PRFIN20080506_103634_000000442068_00208_32326_8052.N1	06-MAY-2008 10:36:34	Dark	43.500	18	24Alp PsA	1.1660	9700.0	87	32326	No
146	GOM_NL__2PRFIN20080506_104224_000000422068_00208_32326_8053.N1	06-MAY-2008 10:42:24	Dark	42.000	31	Alp Gru	1.7340	15200.	84	32326	No
147	GOM_NL__2PRFIN20080506_104758_000000422068_00209_32327_8049.N1	06-MAY-2008 10:47:58	Dark	41.500	45	Alp Pav	1.9400	26000.	83	32327	No
148	GOM_NL__2PRFIN20080506_105408_000000392068_00209_32327_8050.N1	06-MAY-2008 10:54:08	Straylight	39.000	43	Alp TrA	1.9100	4250.0	78	32327	No
149	GOM_NL__2PRFIN20080506_105620_000000382068_00209_32327_8051.N1	06-MAY-2008 10:56:20	Straylight	37.500	134	Bet TrA	2.8100	6600.0	75	32327	No
150	GOM_NL__2PRFIN20080506_105816_000000422068_00209_32327_8052.N1	06-MAY-2008 10:58:16	Straylight	41.500	4	Alp1Cen	-0.010000	5800.0	83	32327	No
151	GOM_NL__2PRFIN20080506_110145_000000382068_00209_32327_8053.N1	06-MAY-2008 11:01:45	Straylight	38.000	78	Alp Lup	2.3040	28000.	76	32327	No
152	GOM_NL__2PRFIN20080506_110316_000000392068_00209_32327_8054.N1	06-MAY-2008 11:03:16	Straylight	38.500	81	Eta Cen	2.3560	28000.	77	32327	No
153	GOM_NL__2PRFIN20080506_110517_000000402068_00209_32327_8055.N1	06-MAY-2008 11:05:17	Tw_i_and_stray	40.000	54	5The Cen	2.0550	4500.0	80	32327	No
154	GOM_NL__2PRFIN20080506_110929_000000362068_00209_32327_8056.N1	06-MAY-2008 11:09:29	Bright	36.000	169	46Gam Hya	2.9910	4700.0	72	32327	No
155	GOM_NL__2PRFIN20080506_111246_000000382068_00209_32327_8057.N1	06-MAY-2008 11:12:46	Bright	37.500	15	67Alp Vir	0.97600	28000.	75	32327	No
156	GOM_NL__2PRFIN20080506_111554_000000352068_00209_32327_8058.N1	06-MAY-2008 11:15:54	Bright	34.500	121	29Gam Vir	2.7400	7200.0	69	32327	No
157	GOM_NL__2PRFIN20080506_111906_000000362068_00209_32327_8059.N1	06-MAY-2008 11:19:06	Bright	35.500	138	47Eps Vir	2.8280	4700.0	71	32327	No
158	GOM_NL__2PRFIN20080506_112106_000000372068_00209_32327_8060.N1	06-MAY-2008 11:21:06	Bright	36.500	111	8Eta Boo	2.6800	6000.0	73	32327	No
159	GOM_NL__2PRFIN20080506_112645_000000332068_00209_32327_8061.N1	06-MAY-2008 11:26:45	Bright	33.000	152	12Alp2CVn	2.8900	11000.	66	32327	No
160	GOM_NL__2PRFIN20080506_112958_000000372068_00209_32327_8062.N1	06-MAY-2008 11:29:58	Bright	36.500	39	85Eta UMa	1.8540	24000.	73	32327	No



161	GOM_NL__2PRFIN20080506_113125_000000352068_00209_32327_8063.N1	06-MAY-2008 11:31:25	Bright	35.000	55	79Zet UMa	2.0600	10200.	70	32327	No
162	GOM_NL__2PRFIN20080506_113420_000000372068_00209_32327_8064.N1	06-MAY-2008 11:34:20	Bright	37.000	36	50Alp UMa	1.8000	6300.0	74	32327	No
163	GOM_NL__2PRFIN20080506_113725_000000382068_00209_32327_8065.N1	06-MAY-2008 11:37:25	Bright	37.500	60	7Bet UMi	2.0810	3950.0	75	32327	No
164	GOM_NL__2PRFIN20080506_114128_000000362068_00209_32327_8066.N1	06-MAY-2008 11:41:28	Bright	36.000	49	1Alp UMi	1.9900	6300.0	72	32327	No
165	GOM_NL__2PRFIN20080506_114934_000000522068_00209_32327_8067.N1	06-MAY-2008 11:49:34	Bright	52.000	76	27Gam Cas	2.3000	30000.	104	32327	No
166	GOM_NL__2PRFIN20080506_115049_000000342068_00209_32327_8068.N1	06-MAY-2008 11:50:49	Bright	33.500	68	18Alp Cas	2.2250	4500.0	67	32327	No
167	GOM_NL__2PRFIN20080506_121138_000000432068_00209_32327_8069.N1	06-MAY-2008 12:11:38	Dark	42.500	52	16Bet Cet	2.0370	4500.0	85	32327	No
168	GOM_NL__2PRFIN20080506_121710_000000452068_00209_32327_8070.N1	06-MAY-2008 12:17:10	Dark	44.500	18	24Alp PsA	1.1660	9700.0	89	32327	No
169	GOM_NL__2PRFIN20080506_122300_000000412068_00209_32327_8071.N1	06-MAY-2008 12:23:00	Dark	41.000	31	Alp Gru	1.7340	15200.	82	32327	No
170	GOM_NL__2PRFIN20080506_122834_000000432068_00210_32328_8085.N1	06-MAY-2008 12:28:34	Dark	43.000	45	Alp Pav	1.9400	26000.	86	32328	No
171	GOM_NL__2PRFIN20080506_123444_000000382068_00210_32328_8086.N1	06-MAY-2008 12:34:44	Straylight	38.000	43	Alp TrA	1.9100	4250.0	76	32328	No
172	GOM_NL__2PRFIN20080506_123657_000000382068_00210_32328_8087.N1	06-MAY-2008 12:36:57	Straylight	38.000	134	Bet TrA	2.8100	6600.0	76	32328	No
173	GOM_NL__2PRFIN20080506_123852_000000422068_00210_32328_8088.N1	06-MAY-2008 12:38:52	Straylight	42.000	4	Alp1Cen	-0.010000	5800.0	84	32328	No
174	GOM_NL__2PRFIN20080506_124221_000000372068_00210_32328_8089.N1	06-MAY-2008 12:42:21	Straylight	36.500	78	Alp Lup	2.3040	28000.	73	32328	No
175	GOM_NL__2PRFIN20080506_124352_000000392068_00210_32328_8090.N1	06-MAY-2008 12:43:52	Straylight	39.000	81	Eta Cen	2.3560	28000.	78	32328	No
176	GOM_NL__2PRFIN20080506_124553_000000422068_00210_32328_8091.N1	06-MAY-2008 12:45:53	Tw_i_and_stray	41.500	54	5The Cen	2.0550	4500.0	83	32328	No
177	GOM_NL__2PRFIN20080506_125005_000000372068_00210_32328_8092.N1	06-MAY-2008 12:50:05	Bright	37.000	169	46Gam Hya	2.9910	4700.0	74	32328	No
178	GOM_NL__2PRFIN20080506_125322_000000382068_00210_32328_8093.N1	06-MAY-2008 12:53:22	Bright	38.000	15	67Alp Vir	0.97600	28000.	76	32328	No
179	GOM_NL__2PRFIN20080506_125630_000000362068_00210_32328_8094.N1	06-MAY-2008 12:56:30	Bright	36.000	121	29Gam Vir	2.7400	7200.0	72	32328	No
180	GOM_NL__2PRFIN20080506_125942_000000352068_00210_32328_8095.N1	06-MAY-2008 12:59:42	Bright	34.500	138	47Eps Vir	2.8280	4700.0	69	32328	No
181	GOM_NL__2PRFIN20080506_130142_000000362068_00210_32328_8096.N1	06-MAY-2008 13:01:42	Bright	35.500	111	8Eta Boo	2.6800	6000.0	71	32328	No
182	GOM_NL__2PRFIN20080506_130721_000000352068_00210_32328_8097.N1	06-MAY-2008 13:07:21	Bright	34.500	152	12Alp2CVn	2.8900	11000.	69	32328	No
183	GOM_NL__2PRFIN20080506_131033_000000372068_00210_32328_8098.N1	06-MAY-2008 13:10:33	Bright	37.000	39	85Eta UMa	1.8540	24000.	74	32328	No
184	GOM_NL__2PRFIN20080506_131200_000000372068_00210_32328_8099.N1	06-MAY-2008 13:12:00	Bright	37.000	55	79Zet UMa	2.0600	10200.	74	32328	No
185	GOM_NL__2PRFIN20080506_131456_000000382068_00210_32328_8100.N1	06-MAY-2008 13:14:56	Bright	37.500	36	50Alp UMa	1.8000	6300.0	75	32328	No
186	GOM_NL__2PRFIN20080506_131801_000000392068_00210_32328_8101.N1	06-MAY-2008 13:18:01	Bright	38.500	60	7Bet UMi	2.0810	3950.0	77	32328	No
187	GOM_NL__2PRFIN20080506_132204_000000332068_00210_32328_8102.N1	06-MAY-2008 13:22:04	Bright	33.000	49	1Alp UMi	1.9900	6300.0	66	32328	No
188	GOM_NL__2PRFIN20080506_133010_000000522068_00210_32328_8103.N1	06-MAY-2008 13:30:10	Bright	52.000	76	27Gam Cas	2.3000	30000.	104	32328	No
189	GOM_NL__2PRFIN20080506_133125_000000352068_00210_32328_8104.N1	06-MAY-2008 13:31:25	Bright	35.000	68	18Alp Cas	2.2250	4500.0	70	32328	No
190	GOM_NL__2PRFIN20080506_133932_000000352068_00210_32328_8105.N1	06-MAY-2008 13:39:32	Bright	35.000	58	21Alp And	2.0730	11000.	70	32328	No
191	GOM_NL__2PRFIN20080506_135214_000000432068_00210_32328_8106.N1	06-MAY-2008 13:52:14	Dark	43.000	52	16Bet Cet	2.0370	4500.0	86	32328	No
192	GOM_NL__2PRFIN20080506_135747_000000452068_00210_32328_8107.N1	06-MAY-2008 13:57:47	Dark	45.000	18	24Alp PsA	1.1660	9700.0	90	32328	No
193	GOM_NL__2PRFIN20080506_140337_000000402068_00210_32328_8108.N1	06-MAY-2008 14:03:37	Dark	39.500	31	Alp Gru	1.7340	15200.	79	32328	No
194	GOM_NL__2PRFIN20080506_140556_000000392068_00211_32329_8082.N1	06-MAY-2008 14:05:56	Dark	38.500	148	Alp Tuc	2.8780	4100.0	77	32329	No
195	GOM_NL__2PRFIN20080506_140911_000000422068_00211_32329_8083.N1	06-MAY-2008 14:09:11	Dark	41.500	45	Alp Pav	1.9400	26000.	83	32329	No
196	GOM_NL__2PRFIN20080506_141521_000000402068_00211_32329_8084.N1	06-MAY-2008 14:15:21	Straylight	40.000	43	Alp TrA	1.9100	4250.0	80	32329	No
197	GOM_NL__2PRFIN20080506_141733_000000372068_00211_32329_8085.N1	06-MAY-2008 14:17:33	Straylight	37.000	134	Bet TrA	2.8100	6600.0	74	32329	No
198	GOM_NL__2PRFIN20080506_141928_000000442068_00211_32329_8086.N1	06-MAY-2008 14:19:28	Straylight	43.500	4	Alp1Cen	-0.010000	5800.0	87	32329	No
199	GOM_NL__2PRFIN20080506_142257_000000372068_00211_32329_8087.N1	06-MAY-2008 14:22:57	Straylight	36.500	78	Alp Lup	2.3040	28000.	73	32329	No
200	GOM_NL__2PRFIN20080506_142429_000000382068_00211_32329_8088.N1	06-MAY-2008 14:24:29	Straylight	37.500	81	Eta Cen	2.3560	28000.	75	32329	No
201	GOM_NL__2PRFIN20080506_142629_000000442068_00211_32329_8089.N1	06-MAY-2008 14:26:29	Tw_i_and_stray	43.500	54	5The Cen	2.0550	4500.0	87	32329	No
202	GOM_NL__2PRFIN20080506_143041_000000382068_00211_32329_8090.N1	06-MAY-2008 14:30:41	Bright	38.000	169	46Gam Hya	2.9910	4700.0	76	32329	No
203	GOM_NL__2PRFIN20080506_143358_000000382068_00211_32329_8091.N1	06-MAY-2008 14:33:58	Bright	38.000	15	67Alp Vir	0.97600	28000.	76	32329	No
204	GOM_NL__2PRFIN20080506_143706_000000362068_00211_32329_8092.N1	06-MAY-2008 14:37:06	Bright	36.000	121	29Gam Vir	2.7400	7200.0	72	32329	No
205	GOM_NL__2PRFIN20080506_144019_000000342068_00211_32329_8093.N1	06-MAY-2008 14:40:19	Bright	34.000	138	47Eps Vir	2.8280	4700.0	68	32329	No
206	GOM_NL__2PRFIN20080506_144218_000000362068_00211_32329_8094.N1	06-MAY-2008 14:42:18	Bright	36.000	111	8Eta Boo	2.6800	6000.0	72	32329	No
207	GOM_NL__2PRFIN20080506_144757_000000352068_00211_32329_8095.N1	06-MAY-2008 14:47:57	Bright	34.500	152	12Alp2CVn	2.8900	11000.	69	32329	No
208	GOM_NL__2PRFIN20080506_145109_000000382068_00211_32329_8096.N1	06-MAY-2008 14:51:09	Bright	37.500	39	85Eta UMa	1.8540	24000.	75	32329	No
209	GOM_NL__2PRFIN20080506_145236_000000382068_00211_32329_8097.N1	06-MAY-2008 14:52:36	Bright	37.500	55	79Zet UMa	2.0600	10200.	75	32329	No
210	GOM_NL__2PRFIN20080506_145532_000000372068_00211_32329_8098.N1	06-MAY-2008 14:55:32	Bright	37.000	36	50Alp UMa	1.8000	6300.0	74	32329	No
211	GOM_NL__2PRFIN20080506_145837_000000392068_00211_32329_8099.N1	06-MAY-2008 14:58:37	Bright	39.000	60	7Bet UMi	2.0810	3950.0	78	32329	No
212	GOM_NL__2PRFIN20080506_150240_000000332068_00211_32329_8100.N1	06-MAY-2008 15:02:40	Bright	33.000	49	1Alp UMi	1.9900	6300.0	66	32329	No
213	GOM_NL__2PRFIN20080506_151046_000000342068_00211_32329_8101.N1	06-MAY-2008 15:10:46	Bright	34.000	76	27Gam Cas	2.3000	30000.	68	32329	No
214	GOM_NL__2PRFIN20080506_151202_000000482068_00211_32329_8102.N1	06-MAY-2008 15:12:02	Bright	47.500	68	18Alp Cas	2.2250	4500.0	95	32329	No
215	GOM_NL__2PRFIN20080506_152008_000000382068_00211_32329_8103.N1	06-MAY-2008 15:20:08	Bright	37.500	58	21Alp And	2.0730	11000.	75	32329	No
216	GOM_NL__2PRFIN20080506_153250_000000422068_00211_32329_8104.N1	06-MAY-2008 15:32:50	Dark	42.000	52	16Bet Cet	2.0370	4500.0	84	32329	No
217	GOM_NL__2PRFIN20080506_153823_000000432068_00211_32329_8105.N1	06-MAY-2008 15:38:23	Dark	43.000	18	24Alp PsA	1.1660	9700.0	86	32329	No
218	GOM_NL__2PRFIN20080506_154413_000000422068_00211_32329_8106.N1	06-MAY-2008 15:44:13	Dark	41.500	31	Alp Gru	1.7340	15200.	83	32329	No
219	GOM_NL__2PRFIN20080506_154632_000000382068_00212_32330_8122.N1	06-MAY-2008 15:46:32	Dark	38.000	148	Alp Tuc	2.8780	4100.0	76	32330	No

220	GOM_NL__2PRFIN20080506_154948_000000412068_00212_32330_8123.N1	06-MAY-2008 15:49:48	Dark	41.000	45	Alp Pav	1.9400	26000.	82	32330	No
221	GOM_NL__2PRFIN20080506_155557_000000442068_00212_32330_8124.N1	06-MAY-2008 15:55:57	Straylight	43.500	43	Alp TrA	1.9100	4250.0	87	32330	No
222	GOM_NL__2PRFIN20080506_155809_000000402068_00212_32330_8125.N1	06-MAY-2008 15:58:09	Straylight	40.000	134	Bet TrA	2.8100	6600.0	80	32330	No
223	GOM_NL__2PRFIN20080506_160004_000000472068_00212_32330_8126.N1	06-MAY-2008 16:00:04	Straylight	46.500	4	Alp1Cen	-0.010000	5800.0	93	32330	No
224	GOM_NL__2PRFIN20080506_160333_000000372068_00212_32330_8127.N1	06-MAY-2008 16:03:33	Straylight	37.000	78	Alp Lup	2.3040	28000.	74	32330	No
225	GOM_NL__2PRFIN20080506_160505_000000372068_00212_32330_8128.N1	06-MAY-2008 16:05:05	Straylight	37.000	81	Eta Cen	2.3560	28000.	74	32330	No
226	GOM_NL__2PRFIN20080506_160706_000000432068_00212_32330_8129.N1	06-MAY-2008 16:07:06	Tw_i_and_stray	43.000	54	5The Cen	2.0550	4500.0	86	32330	No
227	GOM_NL__2PRFIN20080506_161117_000000382068_00212_32330_8130.N1	06-MAY-2008 16:11:17	Bright	37.500	169	46Gam Hya	2.9910	4700.0	75	32330	No
228	GOM_NL__2PRFIN20080506_161434_000000382068_00212_32330_8131.N1	06-MAY-2008 16:14:34	Bright	38.000	15	67Alp Vir	0.97600	28000.	76	32330	No
229	GOM_NL__2PRFIN20080506_161742_000000362068_00212_32330_8132.N1	06-MAY-2008 16:17:42	Bright	35.500	121	29Gam Vir	2.7400	7200.0	71	32330	No
230	GOM_NL__2PRFIN20080506_162055_000000352068_00212_32330_8133.N1	06-MAY-2008 16:20:55	Bright	35.000	138	47Eps Vir	2.8280	4700.0	70	32330	No
231	GOM_NL__2PRFIN20080506_162253_000000362068_00212_32330_8134.N1	06-MAY-2008 16:22:53	Bright	36.000	111	8Eta Boo	2.6800	6000.0	72	32330	No
232	GOM_NL__2PRFIN20080506_162833_000000442068_00212_32330_8135.N1	06-MAY-2008 16:28:33	Bright	43.500	152	12Alp2CVn	2.8900	11000.	87	32330	No
233	GOM_NL__2PRFIN20080506_163145_000000372068_00212_32330_8136.N1	06-MAY-2008 16:31:45	Bright	37.000	39	85Eta UMa	1.8540	24000.	74	32330	No
234	GOM_NL__2PRFIN20080506_163312_000000352068_00212_32330_8137.N1	06-MAY-2008 16:33:12	Bright	35.000	55	79Zet UMa	2.0600	10200.	70	32330	No
235	GOM_NL__2PRFIN20080506_163609_000000372068_00212_32330_8138.N1	06-MAY-2008 16:36:09	Bright	36.500	36	50Alp UMa	1.8000	6300.0	73	32330	No
236	GOM_NL__2PRFIN20080506_163913_000000372068_00212_32330_8139.N1	06-MAY-2008 16:39:13	Bright	36.500	60	7Bet UMi	2.0810	3950.0	73	32330	No
237	GOM_NL__2PRFIN20080506_164316_000000362068_00212_32330_8140.N1	06-MAY-2008 16:43:16	Bright	36.000	49	1Alp UMi	1.9900	6300.0	72	32330	No
238	GOM_NL__2PRFIN20080506_165122_000000522068_00212_32330_8141.N1	06-MAY-2008 16:51:22	Bright	52.000	76	27Gam Cas	2.3000	30000.	104	32330	No
239	GOM_NL__2PRFIN20080506_165237_000000362068_00212_32330_8142.N1	06-MAY-2008 16:52:37	Bright	35.500	68	18Alp Cas	2.2250	4500.0	71	32330	No
240	GOM_NL__2PRFIN20080506_170044_000000492068_00212_32330_8143.N1	06-MAY-2008 17:00:44	Bright	48.500	58	21Alp And	2.0730	11000.	97	32330	No
241	GOM_NL__2PRFIN20080506_171326_000000412068_00212_32330_8144.N1	06-MAY-2008 17:13:26	Dark	40.500	52	16Bet Cet	2.0370	4500.0	81	32330	No
242	GOM_NL__2PRFIN20080506_171900_000000472068_00212_32330_8145.N1	06-MAY-2008 17:19:00	Dark	46.500	18	24Alp PsA	1.1660	9700.0	93	32330	No
243	GOM_NL__2PRFIN20080506_172450_000000402068_00212_32330_8146.N1	06-MAY-2008 17:24:50	Dark	39.500	31	Alp Gru	1.7340	15200.	79	32330	No
244	GOM_NL__2PRFIN20080506_172709_000000442068_00213_32331_8135.N1	06-MAY-2008 17:27:09	Dark	44.000	148	Alp Tuc	2.8780	4100.0	88	32331	No
245	GOM_NL__2PRFIN20080506_173024_000000412068_00213_32331_8136.N1	06-MAY-2008 17:30:24	Dark	41.000	45	Alp Pav	1.9400	26000.	82	32331	No
246	GOM_NL__2PRFIN20080506_173633_000000392068_00213_32331_8137.N1	06-MAY-2008 17:36:33	Straylight	39.000	43	Alp TrA	1.9100	4250.0	78	32331	No
247	GOM_NL__2PRFIN20080506_173845_000000382068_00213_32331_8138.N1	06-MAY-2008 17:38:45	Straylight	37.500	134	Bet TrA	2.8100	6600.0	75	32331	No
248	GOM_NL__2PRFIN20080506_174040_000000452068_00213_32331_8139.N1	06-MAY-2008 17:40:40	Straylight	45.000	4	Alp1Cen	-0.010000	5800.0	90	32331	No
249	GOM_NL__2PRFIN20080506_174410_000000382068_00213_32331_8140.N1	06-MAY-2008 17:44:10	Straylight	37.500	78	Alp Lup	2.3040	28000.	75	32331	No
250	GOM_NL__2PRFIN20080506_174541_000000402068_00213_32331_8141.N1	06-MAY-2008 17:45:41	Straylight	39.500	81	Eta Cen	2.3560	28000.	79	32331	No
251	GOM_NL__2PRFIN20080506_174742_000000432068_00213_32331_8142.N1	06-MAY-2008 17:47:42	Tw_i_and_stray	43.000	54	5The Cen	2.0550	4500.0	86	32331	No
252	GOM_NL__2PRFIN20080506_175154_000000382068_00213_32331_8143.N1	06-MAY-2008 17:51:54	Bright	38.000	169	46Gam Hya	2.9910	4700.0	76	32331	No
253	GOM_NL__2PRFIN20080506_175510_000000382068_00213_32331_8144.N1	06-MAY-2008 17:55:10	Bright	37.500	15	67Alp Vir	0.97600	28000.	75	32331	No
254	GOM_NL__2PRFIN20080506_175819_000000372068_00213_32331_8145.N1	06-MAY-2008 17:58:19	Bright	36.500	121	29Gam Vir	2.7400	7200.0	73	32331	No
255	GOM_NL__2PRFIN20080506_180131_000000352068_00213_32331_8146.N1	06-MAY-2008 18:01:31	Bright	35.000	138	47Eps Vir	2.8280	4700.0	70	32331	No
256	GOM_NL__2PRFIN20080506_180329_000000382068_00213_32331_8147.N1	06-MAY-2008 18:03:29	Bright	37.500	111	8Eta Boo	2.6800	6000.0	75	32331	No
257	GOM_NL__2PRFIN20080506_180909_000000342068_00213_32331_8148.N1	06-MAY-2008 18:09:09	Bright	34.000	152	12Alp2CVn	2.8900	11000.	68	32331	No
258	GOM_NL__2PRFIN20080506_181221_000000382068_00213_32331_8149.N1	06-MAY-2008 18:12:21	Bright	37.500	39	85Eta UMa	1.8540	24000.	75	32331	No
259	GOM_NL__2PRFIN20080506_181348_000000382068_00213_32331_8150.N1	06-MAY-2008 18:13:48	Bright	37.500	55	79Zet UMa	2.0600	10200.	75	32331	No
260	GOM_NL__2PRFIN20080506_181645_000000342068_00213_32331_8151.N1	06-MAY-2008 18:16:45	Bright	33.500	36	50Alp UMa	1.8000	6300.0	67	32331	No
261	GOM_NL__2PRFIN20080506_181949_000000362068_00213_32331_8152.N1	06-MAY-2008 18:19:49	Bright	36.000	60	7Bet UMi	2.0810	3950.0	72	32331	No
262	GOM_NL__2PRFIN20080506_182351_000000372068_00213_32331_8153.N1	06-MAY-2008 18:23:51	Bright	36.500	49	1Alp UMi	1.9900	6300.0	73	32331	No
263	GOM_NL__2PRFIN20080506_183158_000000332068_00213_32331_8154.N1	06-MAY-2008 18:31:58	Bright	33.000	76	27Gam Cas	2.3000	30000.	66	32331	No
264	GOM_NL__2PRFIN20080506_183314_000000462068_00213_32331_8155.N1	06-MAY-2008 18:33:14	Bright	46.000	68	18Alp Cas	2.2250	4500.0	92	32331	No
265	GOM_NL__2PRFIN20080506_184120_000000542068_00213_32331_8156.N1	06-MAY-2008 18:41:20	Bright	54.000	58	21Alp And	2.0730	11000.	108	32331	No
266	GOM_NL__2PRFIN20080506_185403_000000442068_00213_32331_8157.N1	06-MAY-2008 18:54:03	Dark	44.000	52	16Bet Cet	2.0370	4500.0	88	32331	No
267	GOM_NL__2PRFIN20080506_185936_000000472068_00213_32331_8158.N1	06-MAY-2008 18:59:36	Dark	46.500	18	24Alp PsA	1.1660	9700.0	93	32331	No
268	GOM_NL__2PRFIN20080506_190527_000000432068_00213_32331_8159.N1	06-MAY-2008 19:05:27	Dark	42.500	31	Alp Gru	1.7340	15200.	85	32331	No
269	GOM_NL__2PRFIN20080506_190745_000000382068_00214_32332_8157.N1	06-MAY-2008 19:07:45	Dark	38.000	148	Alp Tuc	2.8780	4100.0	76	32332	No
270	GOM_NL__2PRFIN20080506_191101_000000422068_00214_32332_8158.N1	06-MAY-2008 19:11:01	Dark	41.500	45	Alp Pav	1.9400	26000.	83	32332	No
271	GOM_NL__2PRFIN20080506_191710_000000402068_00214_32332_8159.N1	06-MAY-2008 19:17:10	Straylight	40.000	43	Alp TrA	1.9100	4250.0	80	32332	No
272	GOM_NL__2PRFIN20080506_191922_000000372068_00214_32332_8160.N1	06-MAY-2008 19:19:22	Straylight	37.000	134	Bet TrA	2.8100	6600.0	74	32332	No
273	GOM_NL__2PRFIN20080506_192117_000000492068_00214_32332_8161.N1	06-MAY-2008 19:21:17	Straylight	48.500	4	Alp1Cen	-0.010000	5800.0	97	32332	No
274	GOM_NL__2PRFIN20080506_192446_000000392068_00214_32332_8162.N1	06-MAY-2008 19:24:46	Straylight	38.500	78	Alp Lup	2.3040	28000.	77	32332	No
275	GOM_NL__2PRFIN20080506_192617_000000412068_00214_32332_8163.N1	06-MAY-2008 19:26:17	Straylight	41.000	81	Eta Cen	2.3560	28000.	82	32332	No
276	GOM_NL__2PRFIN20080506_192818_000000432068_00214_32332_8164.N1	06-MAY-2008 19:28:18	Tw_i_and_stray	42.500	54	5The Cen	2.0550	4500.0	85	32332	No
277	GOM_NL__2PRFIN20080506_193230_000000382068_00214_32332_8165.N1	06-MAY-2008 19:32:30	Bright	37.500	169	46Gam Hya	2.9910	4700.0	75	32332	No
278	GOM_NL__2PRFIN20080506_193546_000000392068_00214_32332_8166.N1	06-MAY-2008 19:35:46	Bright	38.500	15	67Alp Vir	0.97600	28000.	77	32332	No

279	GOM_NL__2PRFIN20080506_193855_000000362068_00214_32332_8167.N1	06-MAY-2008 19:38:55	Bright	35.500	121	29Gam Vir	2.7400	7200.0	71	32332	No
280	GOM_NL__2PRFIN20080506_194207_000000352068_00214_32332_8168.N1	06-MAY-2008 19:42:07	Bright	35.000	138	47Eps Vir	2.8280	4700.0	70	32332	No
281	GOM_NL__2PRFIN20080506_194405_000000362068_00214_32332_8169.N1	06-MAY-2008 19:44:05	Bright	36.000	111	8Eta Boo	2.6800	6000.0	72	32332	No
282	GOM_NL__2PRFIN20080506_194945_000000352068_00214_32332_8170.N1	06-MAY-2008 19:49:45	Bright	34.500	152	12Alp2CVn	2.8900	11000.	69	32332	No
283	GOM_NL__2PRFIN20080506_195257_000000372068_00214_32332_8171.N1	06-MAY-2008 19:52:57	Bright	37.000	39	85Eta UMa	1.8540	24000.	74	32332	No
284	GOM_NL__2PRFIN20080506_195424_000000382068_00214_32332_8172.N1	06-MAY-2008 19:54:24	Bright	37.500	55	79Zet UMa	2.0600	10200.	75	32332	No
285	GOM_NL__2PRFIN20080506_195721_000000372068_00214_32332_8173.N1	06-MAY-2008 19:57:21	Bright	36.500	36	50Alp UMa	1.8000	6300.0	73	32332	No
286	GOM_NL__2PRFIN20080506_200024_000000392068_00214_32332_8174.N1	06-MAY-2008 20:00:24	Bright	39.000	60	7Bet UMi	2.0810	3950.0	78	32332	No
287	GOM_NL__2PRFIN20080506_200427_000000372068_00214_32332_8175.N1	06-MAY-2008 20:04:27	Bright	36.500	49	1Alp UMi	1.9900	6300.0	73	32332	No
288	GOM_NL__2PRFIN20080506_201234_000000332068_00214_32332_8176.N1	06-MAY-2008 20:12:34	Bright	32.500	76	27Gam Cas	2.3000	30000.	65	32332	No
289	GOM_NL__2PRFIN20080506_201349_000000332068_00214_32332_8177.N1	06-MAY-2008 20:13:49	Bright	33.000	68	18Alp Cas	2.2250	4500.0	66	32332	No
290	GOM_NL__2PRFIN20080506_202156_000000442068_00214_32332_8178.N1	06-MAY-2008 20:21:56	Bright	43.500	58	21Alp And	2.0730	11000.	87	32332	No
291	GOM_NL__2PRFIN20080506_203439_000000432068_00214_32332_8179.N1	06-MAY-2008 20:34:39	Dark	43.000	52	16Bet Cet	2.0370	4500.0	86	32332	No
292	GOM_NL__2PRFIN20080506_204013_000000422068_00214_32332_8180.N1	06-MAY-2008 20:40:13	Dark	41.500	18	24Alp PsA	1.1660	9700.0	83	32332	No
293	GOM_NL__2PRFIN20080506_204603_000000422068_00214_32332_8181.N1	06-MAY-2008 20:46:03	Dark	42.000	31	Alp Gru	1.7340	15200.	84	32332	No
294	GOM_NL__2PRFIN20080506_204822_000000462068_00215_32333_8155.N1	06-MAY-2008 20:48:22	Dark	45.500	148	Alp Tuc	2.8780	4100.0	91	32333	No
295	GOM_NL__2PRFIN20080506_205138_000000412068_00215_32333_8156.N1	06-MAY-2008 20:51:38	Dark	41.000	45	Alp Pav	1.9400	26000.	82	32333	No
296	GOM_NL__2PRFIN20080506_205746_000000392068_00215_32333_8157.N1	06-MAY-2008 20:57:46	Straylight	38.500	43	Alp TrA	1.9100	4250.0	77	32333	No
297	GOM_NL__2PRFIN20080506_205958_000000372068_00215_32333_8158.N1	06-MAY-2008 20:59:58	Straylight	37.000	134	Bet TrA	2.8100	6600.0	74	32333	No
298	GOM_NL__2PRFIN20080506_210153_000000382068_00215_32333_8159.N1	06-MAY-2008 21:01:53	Straylight	38.000	4	Alp1Cen	-0.010000	5800.0	76	32333	No
299	GOM_NL__2PRFIN20080506_210522_000000392068_00215_32333_8160.N1	06-MAY-2008 21:05:22	Straylight	39.000	78	Alp Lup	2.3040	28000.	78	32333	No
300	GOM_NL__2PRFIN20080506_210654_000000412068_00215_32333_8161.N1	06-MAY-2008 21:06:54	Straylight	41.000	81	Eta Cen	2.3560	28000.	82	32333	No
301	GOM_NL__2PRFIN20080506_210854_000000452068_00215_32333_8162.N1	06-MAY-2008 21:08:54	Tw_i_and_stray	44.500	54	5The Cen	2.0550	4500.0	89	32333	No
302	GOM_NL__2PRFIN20080506_211306_000000372068_00215_32333_8163.N1	06-MAY-2008 21:13:06	Bright	37.000	169	46Gam Hya	2.9910	4700.0	74	32333	No
303	GOM_NL__2PRFIN20080506_211622_000000382068_00215_32333_8164.N1	06-MAY-2008 21:16:22	Bright	38.000	15	67Alp Vir	0.97600	28000.	76	32333	No
304	GOM_NL__2PRFIN20080506_211931_000000362068_00215_32333_8165.N1	06-MAY-2008 21:19:31	Bright	36.000	121	29Gam Vir	2.7400	7200.0	72	32333	No
305	GOM_NL__2PRFIN20080506_212243_000000352068_00215_32333_8166.N1	06-MAY-2008 21:22:43	Bright	35.000	138	47Eps Vir	2.8280	4700.0	70	32333	No
306	GOM_NL__2PRFIN20080506_212441_000000362068_00215_32333_8167.N1	06-MAY-2008 21:24:41	Bright	35.500	111	8Eta Boo	2.6800	6000.0	71	32333	No
307	GOM_NL__2PRFIN20080506_213021_000000342068_00215_32333_8168.N1	06-MAY-2008 21:30:21	Bright	34.000	152	12Alp2CVn	2.8900	11000.	68	32333	No
308	GOM_NL__2PRFIN20080506_213333_000000352068_00215_32333_8169.N1	06-MAY-2008 21:33:33	Bright	35.000	39	85Eta UMa	1.8540	24000.	70	32333	No
309	GOM_NL__2PRFIN20080506_213500_000000332068_00215_32333_8170.N1	06-MAY-2008 21:35:00	Bright	33.000	55	79Zet UMa	2.0600	10200.	66	32333	No
310	GOM_NL__2PRFIN20080506_213757_000000382068_00215_32333_8171.N1	06-MAY-2008 21:37:57	Bright	38.000	36	50Alp UMa	1.8000	6300.0	76	32333	No
311	GOM_NL__2PRFIN20080506_214100_000000392068_00215_32333_8172.N1	06-MAY-2008 21:41:00	Bright	39.000	60	7Bet UMi	2.0810	3950.0	78	32333	No
312	GOM_NL__2PRFIN20080506_214503_000000362068_00215_32333_8173.N1	06-MAY-2008 21:45:03	Bright	36.000	49	1Alp UMi	1.9900	6300.0	72	32333	No
313	GOM_NL__2PRFIN20080506_215310_000000522068_00215_32333_8174.N1	06-MAY-2008 21:53:10	Bright	52.000	76	27Gam Cas	2.3000	30000.	104	32333	No
314	GOM_NL__2PRFIN20080506_215426_000000522068_00215_32333_8175.N1	06-MAY-2008 21:54:26	Bright	52.000	68	18Alp Cas	2.2250	4500.0	104	32333	No
315	GOM_NL__2PRFIN20080506_220232_000000402068_00215_32333_8176.N1	06-MAY-2008 22:02:32	Bright	39.500	58	21Alp And	2.0730	11000.	79	32333	No
316	GOM_NL__2PRFIN20080506_221515_000000432068_00215_32333_8177.N1	06-MAY-2008 22:15:15	Dark	43.000	52	16Bet Cet	2.0370	4500.0	86	32333	No
317	GOM_NL__2PRFIN20080506_222050_000000472068_00215_32333_8178.N1	06-MAY-2008 22:20:50	Dark	47.000	18	24Alp PsA	1.1660	9700.0	94	32333	No
318	GOM_NL__2PRFIN20080506_222640_000000412068_00215_32333_8179.N1	06-MAY-2008 22:26:40	Dark	40.500	31	Alp Gru	1.7340	15200.	81	32333	No
319	GOM_NL__2PRFIN20080506_222858_000000392068_00216_32334_8178.N1	06-MAY-2008 22:28:58	Dark	38.500	148	Alp Tuc	2.8780	4100.0	77	32334	No
320	GOM_NL__2PRFIN20080506_223214_000000392068_00216_32334_8179.N1	06-MAY-2008 22:32:14	Dark	39.000	45	Alp Pav	1.9400	26000.	78	32334	No
321	GOM_NL__2PRFIN20080506_223822_000000382068_00216_32334_8180.N1	06-MAY-2008 22:38:22	Straylight	38.000	43	Alp TrA	1.9100	4250.0	76	32334	No
322	GOM_NL__2PRFIN20080506_224034_000000372068_00216_32334_8181.N1	06-MAY-2008 22:40:34	Straylight	36.500	134	Bet TrA	2.8100	6600.0	73	32334	No
323	GOM_NL__2PRFIN20080506_224229_000000442068_00216_32334_8182.N1	06-MAY-2008 22:42:29	Straylight	44.000	4	Alp1Cen	-0.010000	5800.0	88	32334	No
324	GOM_NL__2PRFIN20080506_224558_000000402068_00216_32334_8183.N1	06-MAY-2008 22:45:58	Straylight	39.500	78	Alp Lup	2.3040	28000.	79	32334	No
325	GOM_NL__2PRFIN20080506_224730_000000382068_00216_32334_8184.N1	06-MAY-2008 22:47:30	Straylight	37.500	81	Eta Cen	2.3560	28000.	75	32334	No
326	GOM_NL__2PRFIN20080506_224930_000000422068_00216_32334_8185.N1	06-MAY-2008 22:49:30	Tw_i_and_stray	42.000	54	5The Cen	2.0550	4500.0	84	32334	No
327	GOM_NL__2PRFIN20080506_225342_000000392068_00216_32334_8186.N1	06-MAY-2008 22:53:42	Bright	38.500	169	46Gam Hya	2.9910	4700.0	77	32334	No
328	GOM_NL__2PRFIN20080506_225658_000000382068_00216_32334_8187.N1	06-MAY-2008 22:56:58	Bright	37.500	15	67Alp Vir	0.97600	28000.	75	32334	No
329	GOM_NL__2PRFIN20080506_230007_000000342068_00216_32334_8188.N1	06-MAY-2008 23:00:07	Bright	34.000	121	29Gam Vir	2.7400	7200.0	68	32334	No
330	GOM_NL__2PRFIN20080506_230319_000000352068_00216_32334_8189.N1	06-MAY-2008 23:03:19	Bright	34.500	138	47Eps Vir	2.8280	4700.0	69	32334	No
331	GOM_NL__2PRFIN20080506_230517_000000352068_00216_32334_8190.N1	06-MAY-2008 23:05:17	Bright	35.000	111	8Eta Boo	2.6800	6000.0	70	32334	No
332	GOM_NL__2PRFIN20080506_231057_000000342068_00216_32334_8191.N1	06-MAY-2008 23:10:57	Bright	33.500	152	12Alp2CVn	2.8900	11000.	67	32334	No
333	GOM_NL__2PRFIN20080506_231408_000000382068_00216_32334_8192.N1	06-MAY-2008 23:14:08	Bright	38.000	39	85Eta UMa	1.8540	24000.	76	32334	No
334	GOM_NL__2PRFIN20080506_231536_000000352068_00216_32334_8193.N1	06-MAY-2008 23:15:36	Bright	34.500	55	79Zet UMa	2.0600	10200.	69	32334	No
335	GOM_NL__2PRFIN20080506_231834_000000382068_00216_32334_8194.N1	06-MAY-2008 23:18:34	Bright	37.500	36	50Alp UMa	1.8000	6300.0	75	32334	No
336	GOM_NL__2PRFIN20080506_232136_000000392068_00216_32334_8195.N1	06-MAY-2008 23:21:36	Bright	38.500	60	7Bet UMi	2.0810	3950.0	77	32334	No
337	GOM_NL__2PRFIN20080506_232539_000000362068_00216_32334_8196.N1	06-MAY-2008 23:25:39	Bright	35.500	49	1Alp UMi	1.9900	6300.0	71	32334	No

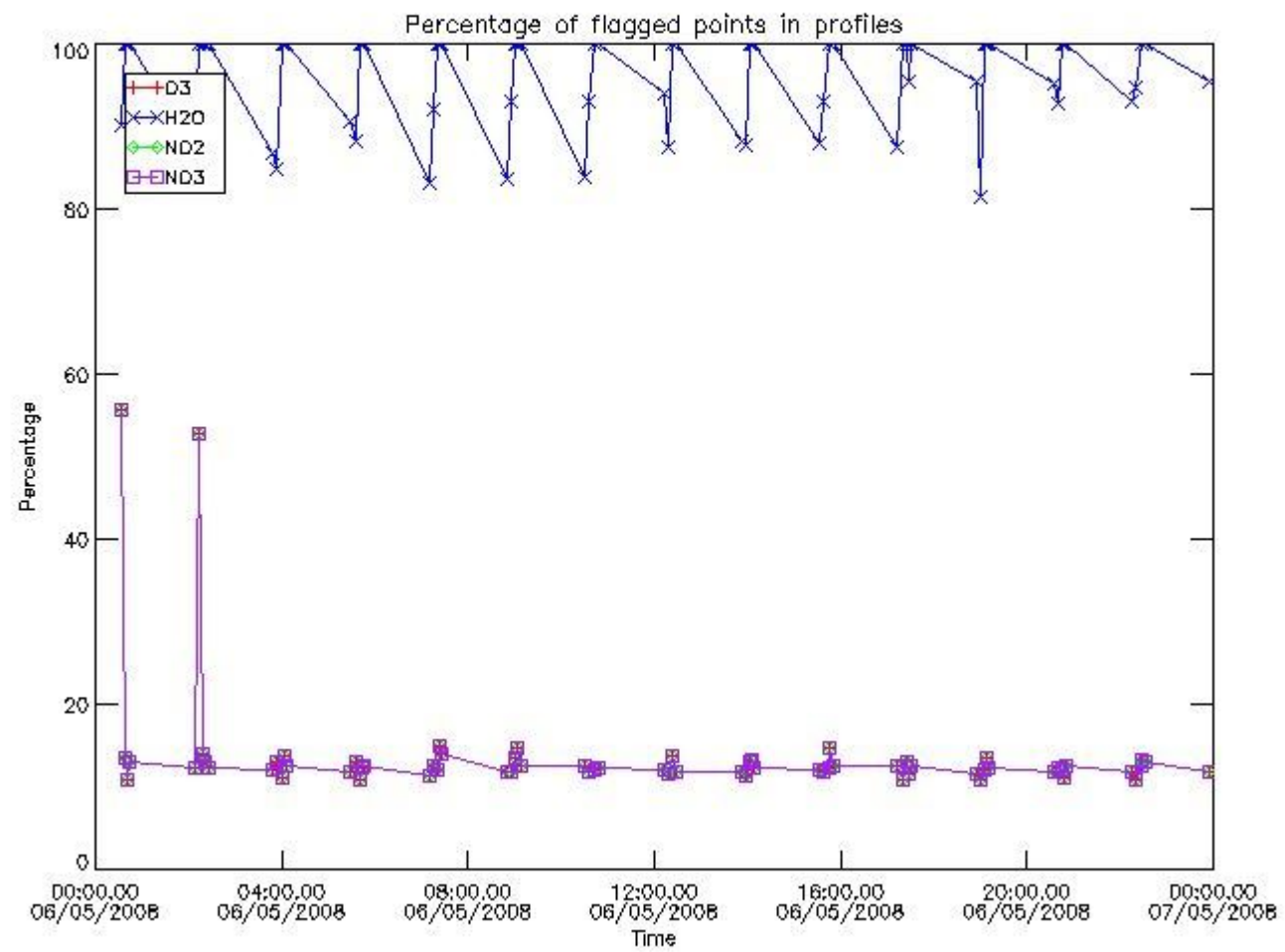


338	GOM_NL__2PRFIN20080506_233346_000000352068_00216_32334_8197.N1	06-MAY-2008 23:33:46	Bright	35.000	76	27Gam Cas	2.3000	30000.	70	32334	No
339	GOM_NL__2PRFIN20080506_233501_000000522068_00216_32334_8198.N1	06-MAY-2008 23:35:01	Bright	52.000	68	18Alp Cas	2.2250	4500.0	104	32334	No
340	GOM_NL__2PRFIN20080506_234308_000000362068_00216_32334_8199.N1	06-MAY-2008 23:43:08	Bright	35.500	58	21Alp And	2.0730	11000.	71	32334	No
341	GOM_NL__2PRFIN20080506_235551_000000432068_00216_32334_8200.N1	06-MAY-2008 23:55:51	Dark	43.000	52	16Bet Cet	2.0370	4500.0	86	32334	No

### 3. Quality information per product

In this section it is plotted some information contained in the Quality Summary data set of the level 2 products. Only products in dark limb conditions and without errors (error flag in the MPH set to "0") are used.

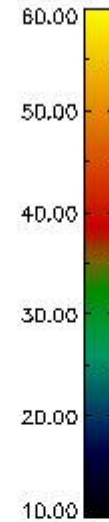
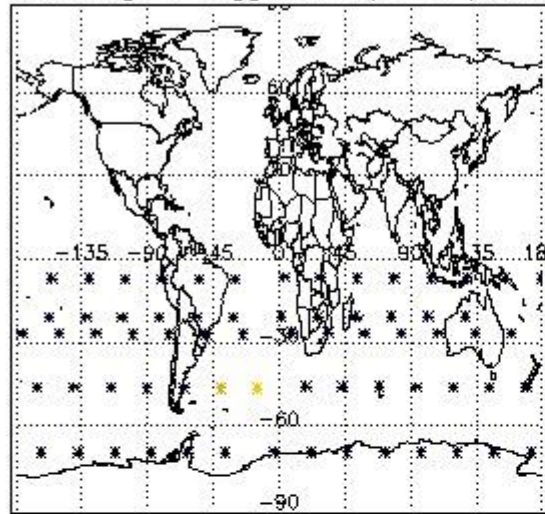
#### 3.1 Plot quality information per product (time dependant)



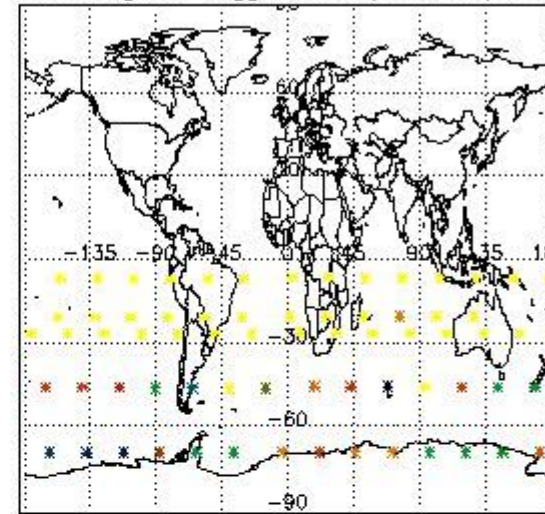
#### 3.2 Plot quality information per product (world map)




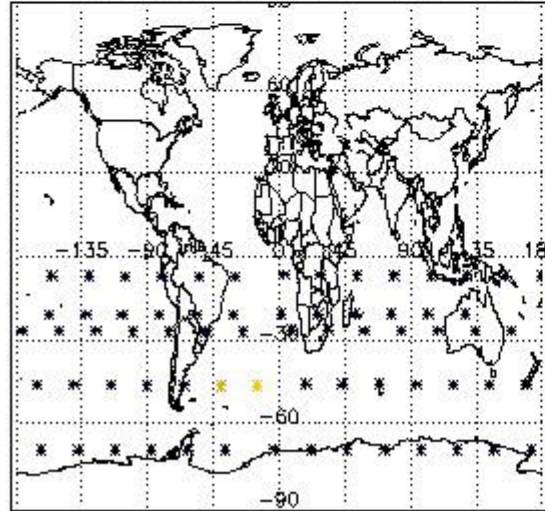
Percentage of flagged data per O3 profile



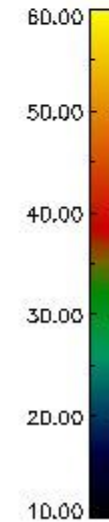
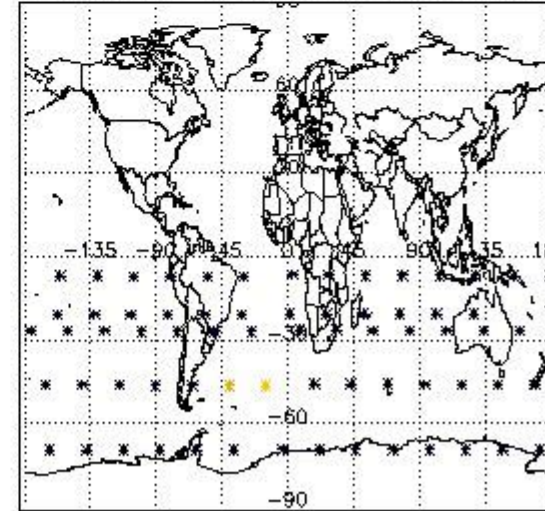
Percentage of flagged data per H2O profile



Percentage of flagged data per NO2 profile



Percentage of flagged data per NO3 profile

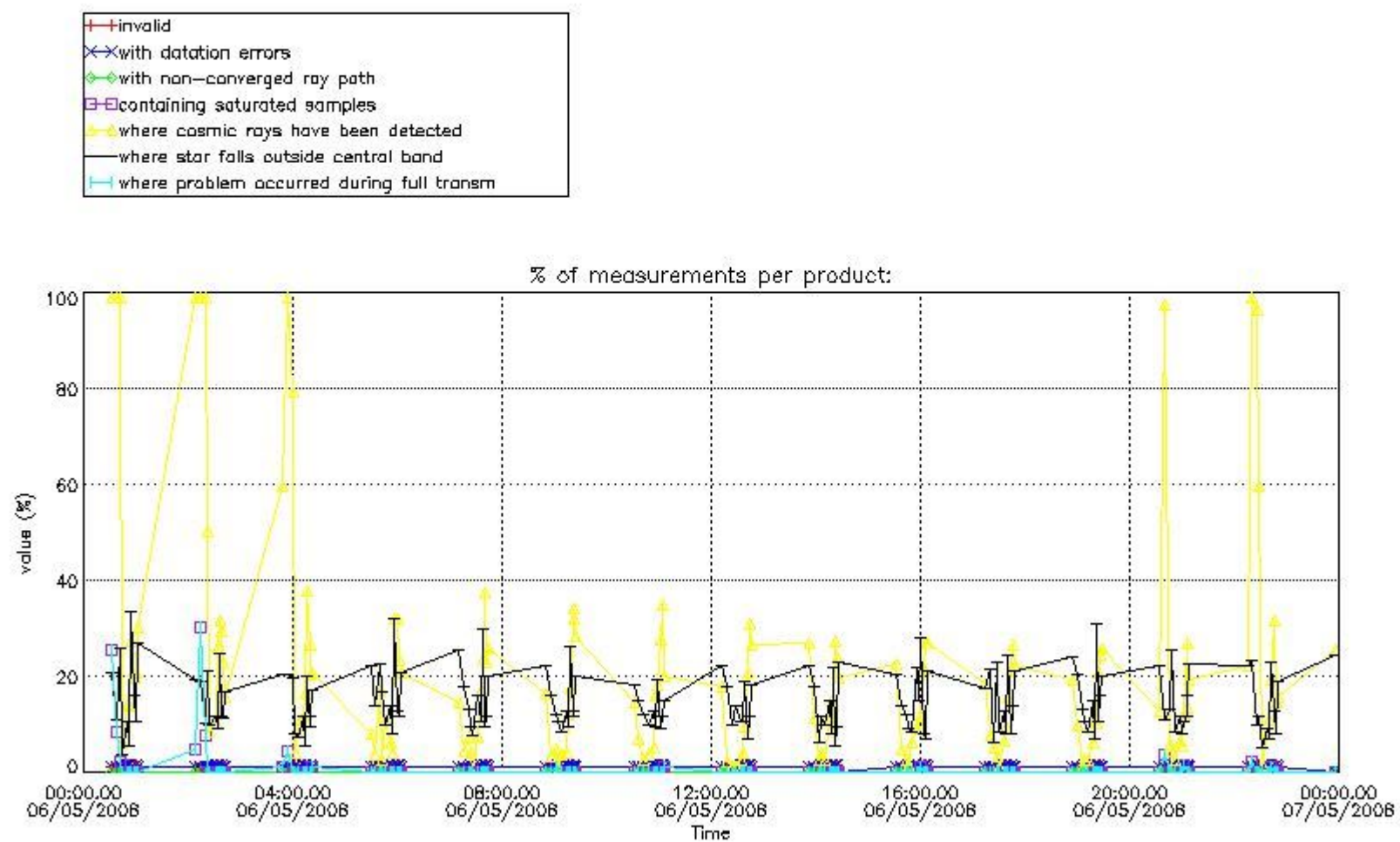


#### 4. Level 1 quality information per product

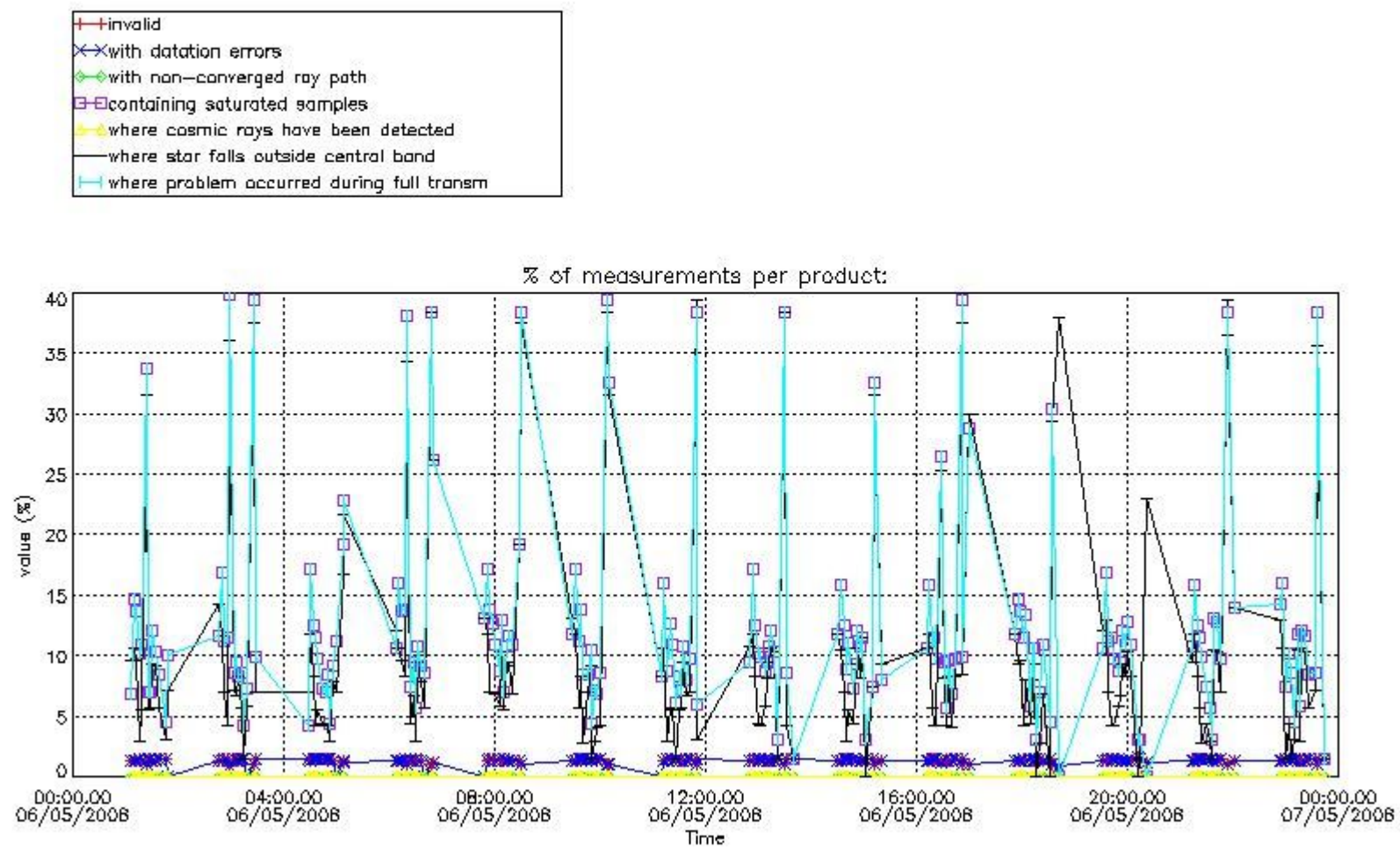
In this section it is plotted some information contained in the Quality Summary data set of the level 2 products that comes from the level 1b processing. Products without errors (error flag in the MPH set to "0") are used.

##### 4.1 Plot quality information per product (time dependant) coming from level 1b processing

###### 4.1.1 Plot level 1 quality information per product (time dependant): ENVISAT ASCENDING passes



4.1.2 Plot level 1 quality information per product (time dependant): ENVI SAT DESCENDING passes

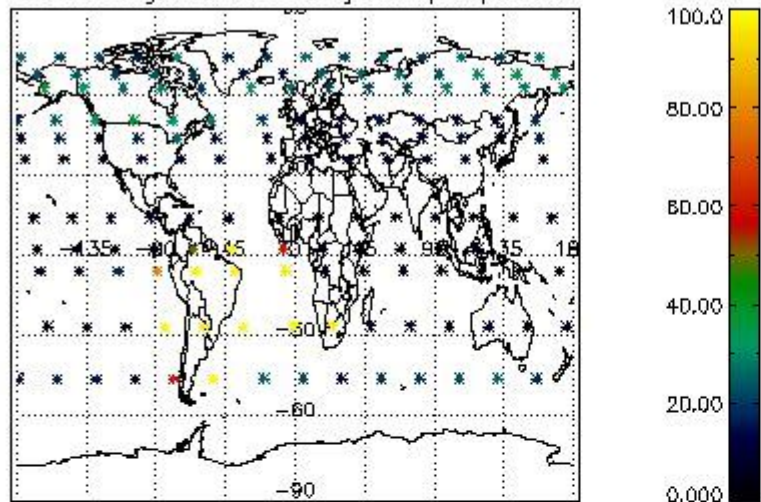


*4.2 Plot quality information per product coming from level 1b processing (world map)*

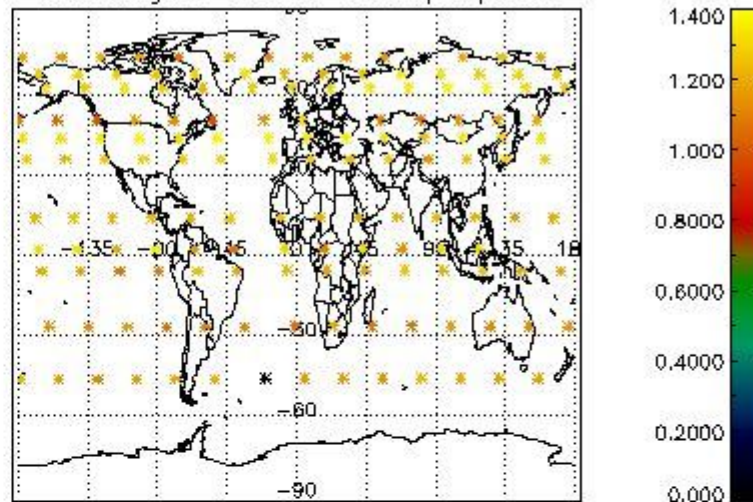
*4.2.1 Plot level 1 quality information per product (world map): ENVISAT ASCENDING passes*



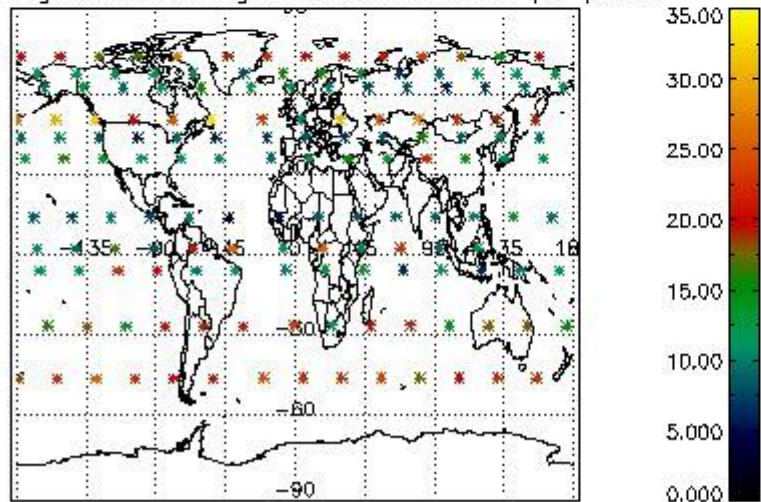
Percentage of cosmic ray hits per profile



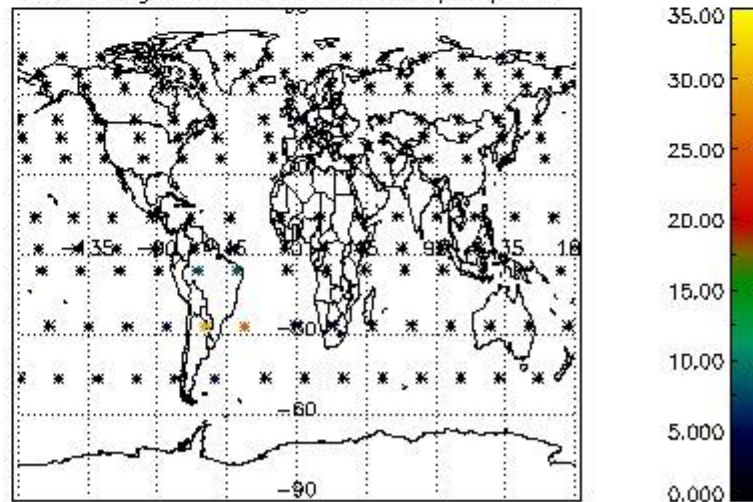
Percentage of datation errors per profile



Percentage of star falling outside central band per profile

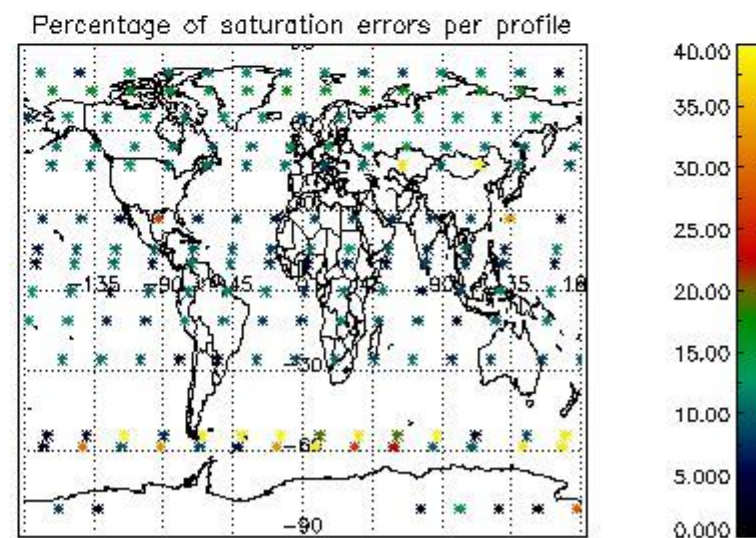
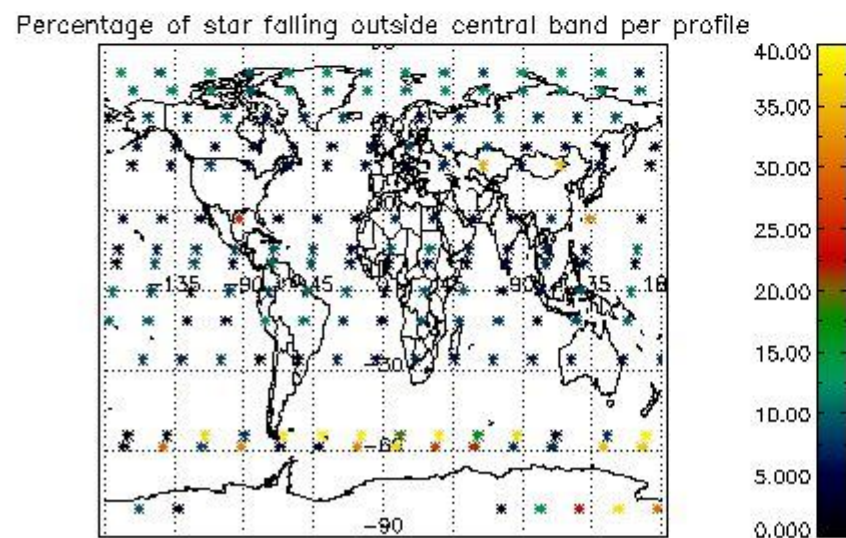
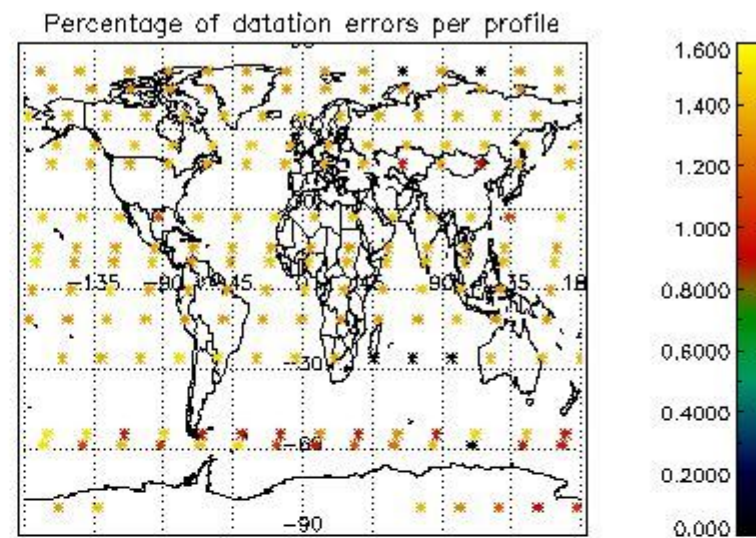
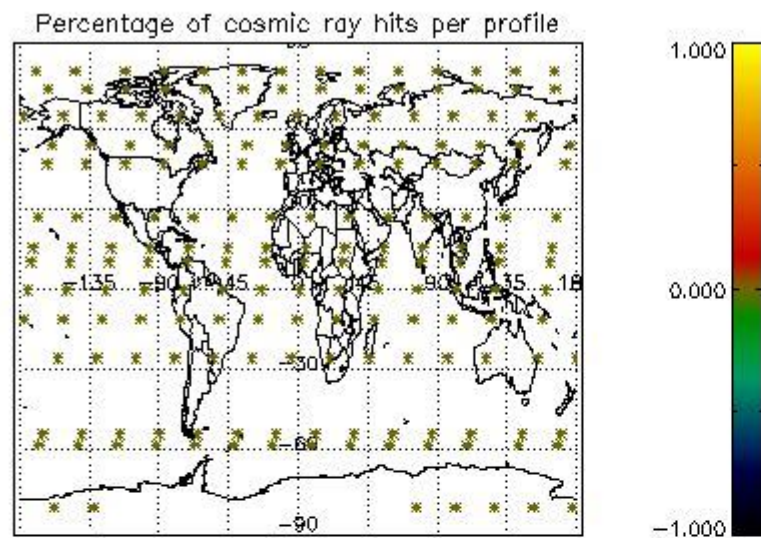


Percentage of saturation errors per profile



4.2.2 Plot level 1 quality information per product (world map): ENVISAT DESCENDING passes





## 5. Trace gas profiles

### 5.1 Ozone statistics based on quality of products

The final quality of the products can be "measured" using the STD (Standard Deviation) attached to every point profile. This information is written to the parameter GOM\_NL\_\_2P/NL\_LOCAL\_SPECIES\_DENSITY/o3\_std of the level 2 products. The table below shows the statistics for given STD ranges.

The statistics are given with respect to the overall valid production:

- Products without fatal errors: GOM\_NL\_\_2P/MPH/PRODUCT\_ERR=0
- Valid point profile: GOM\_NL\_\_2P/NL\_LOCAL\_SPECIES\_DENSITY/pcd(0)=0

The 'Criteria' is applied to valid points of dark limb products:

- Products in dark limb illumination condition: GOM\_NL\_\_2P/NL\_SUMMARY\_QUALITY/obs\_ill\_cond=0
- Products without fatal errors: GOM\_NL\_\_2P/MPH/PRODUCT\_ERR=0
- Valid point profile: GOM\_NL\_\_2P/NL\_LOCAL\_SPECIES\_DENSITY/pcd(0)=0

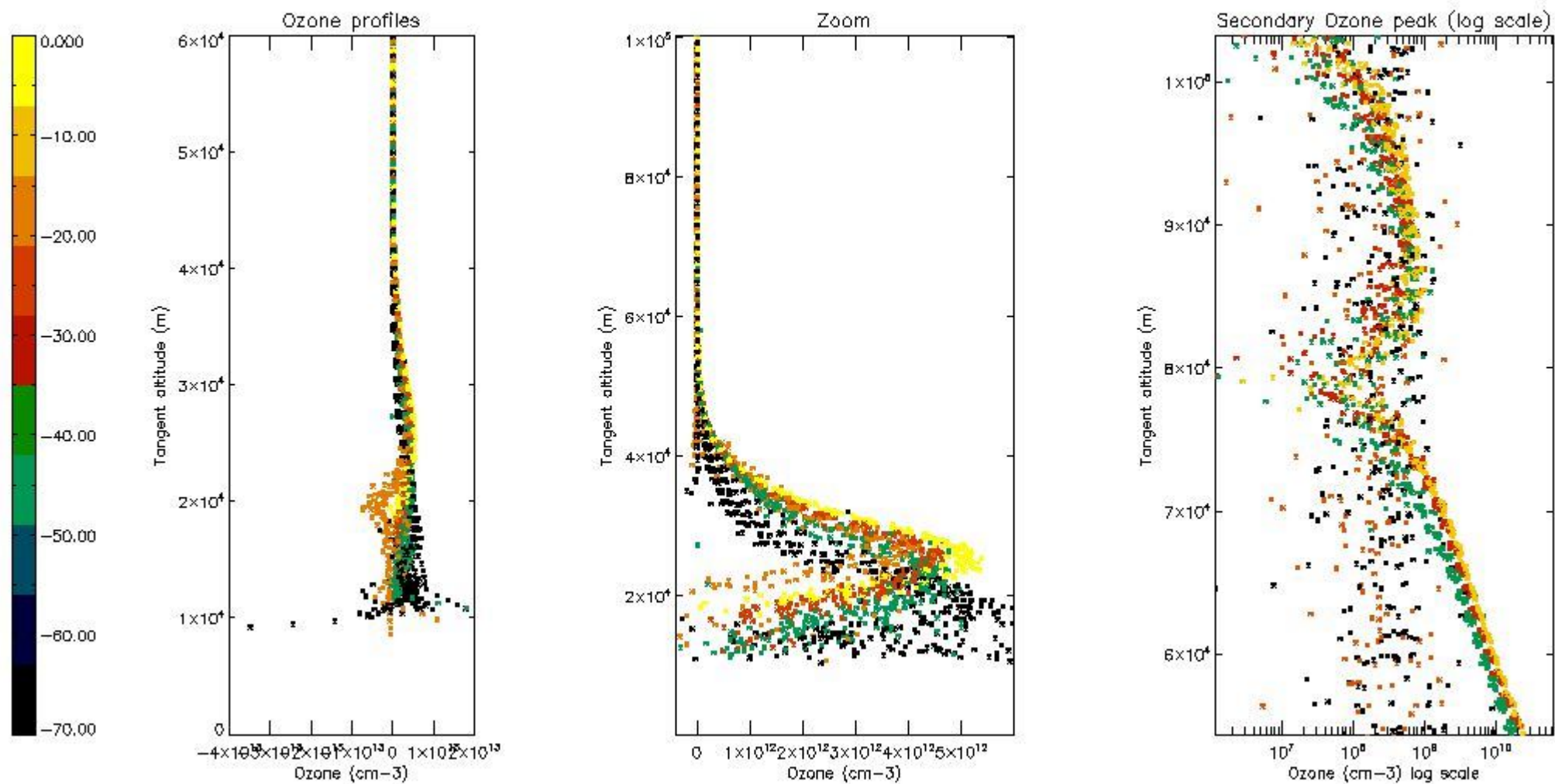
So, the table below shows the percentage of dark limb and valid observations for each criteria with respect to the overall valid daily observations.

Criteria	% of total production
All STD	22
STD < 20	12

STD < 10	9
STD < 5	6

5.2 Plot ozone profiles for all STD (dark without errors)

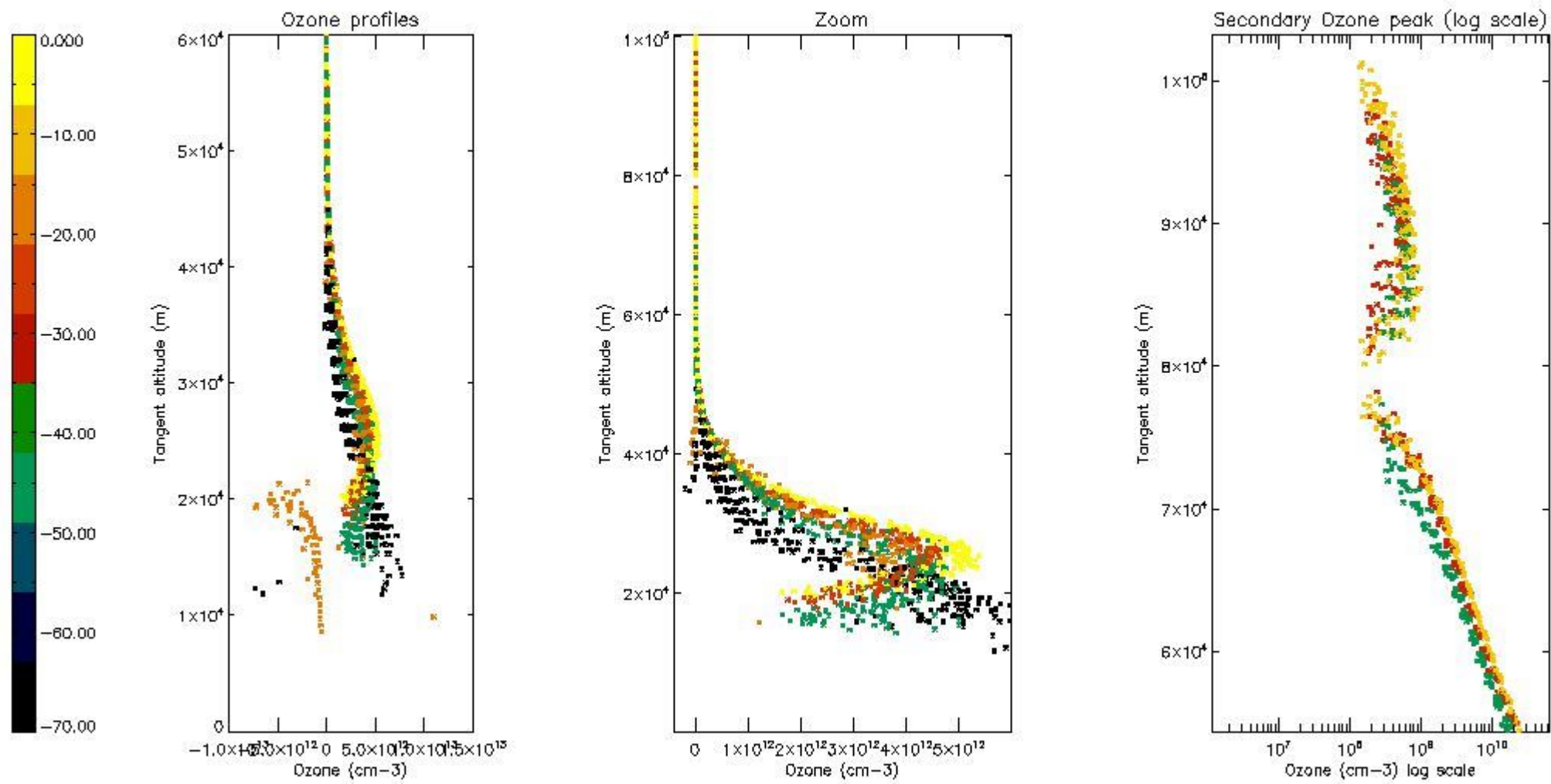
The colorbar represents the latitude.



5.3 Plot ozone profiles where STD < 20% (dark without errors)

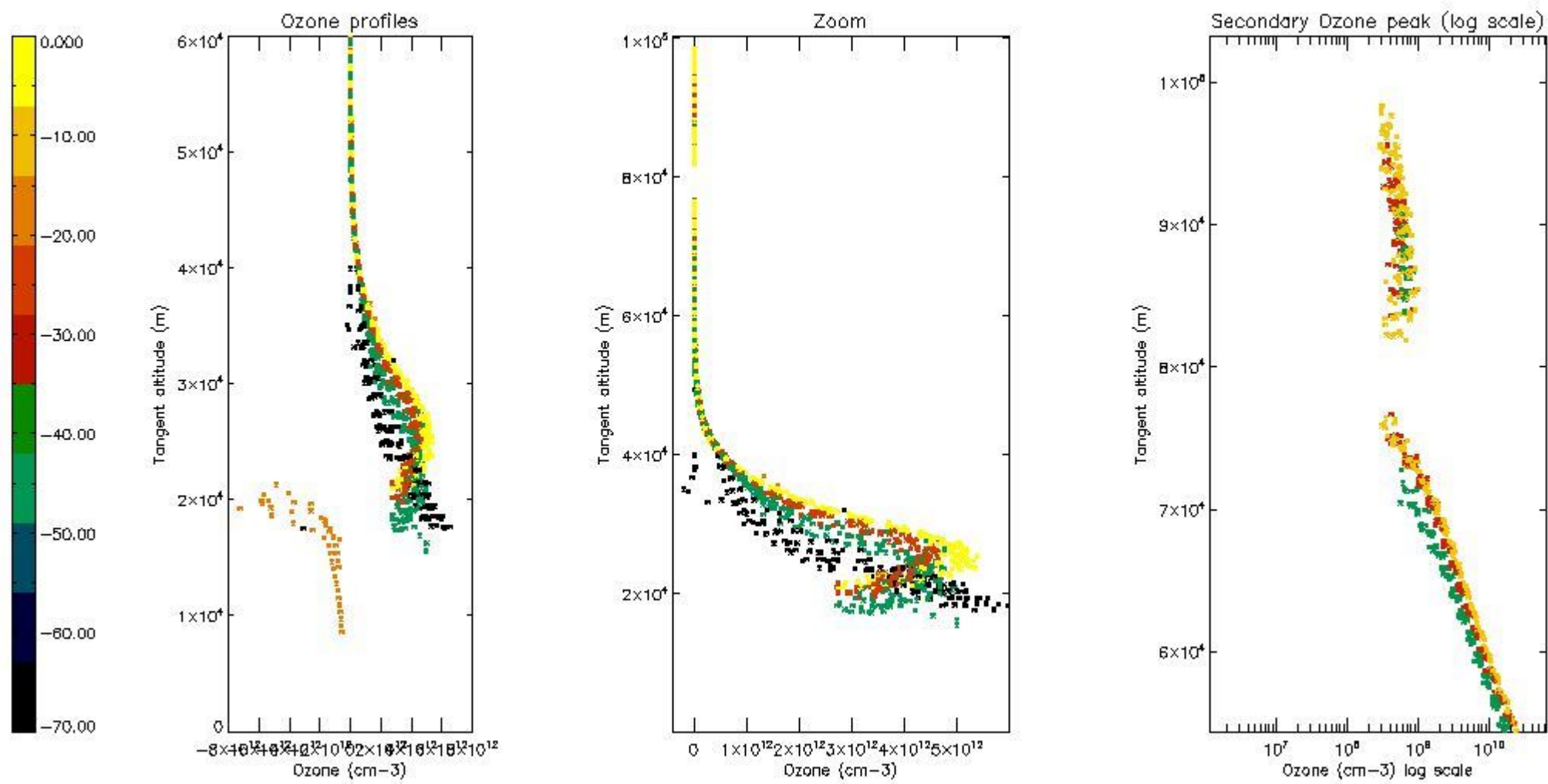
The colorbar represents the latitude.





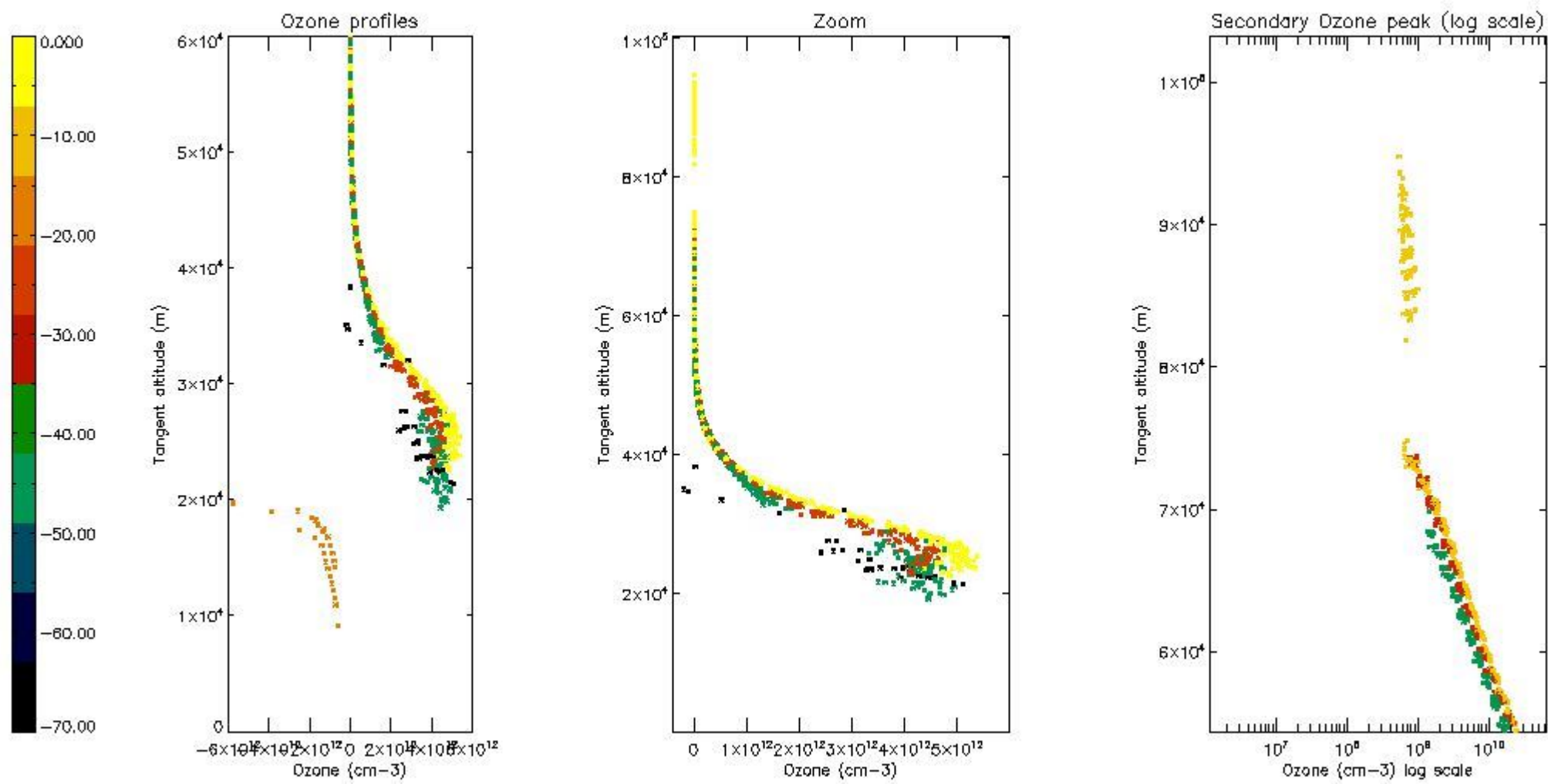
*5.4 Plot ozone profiles where STD < 10% (dark without errors)*

The colorbar represents the latitude.



*5.5 Plot ozone profiles where STD < 5% (dark without errors)*

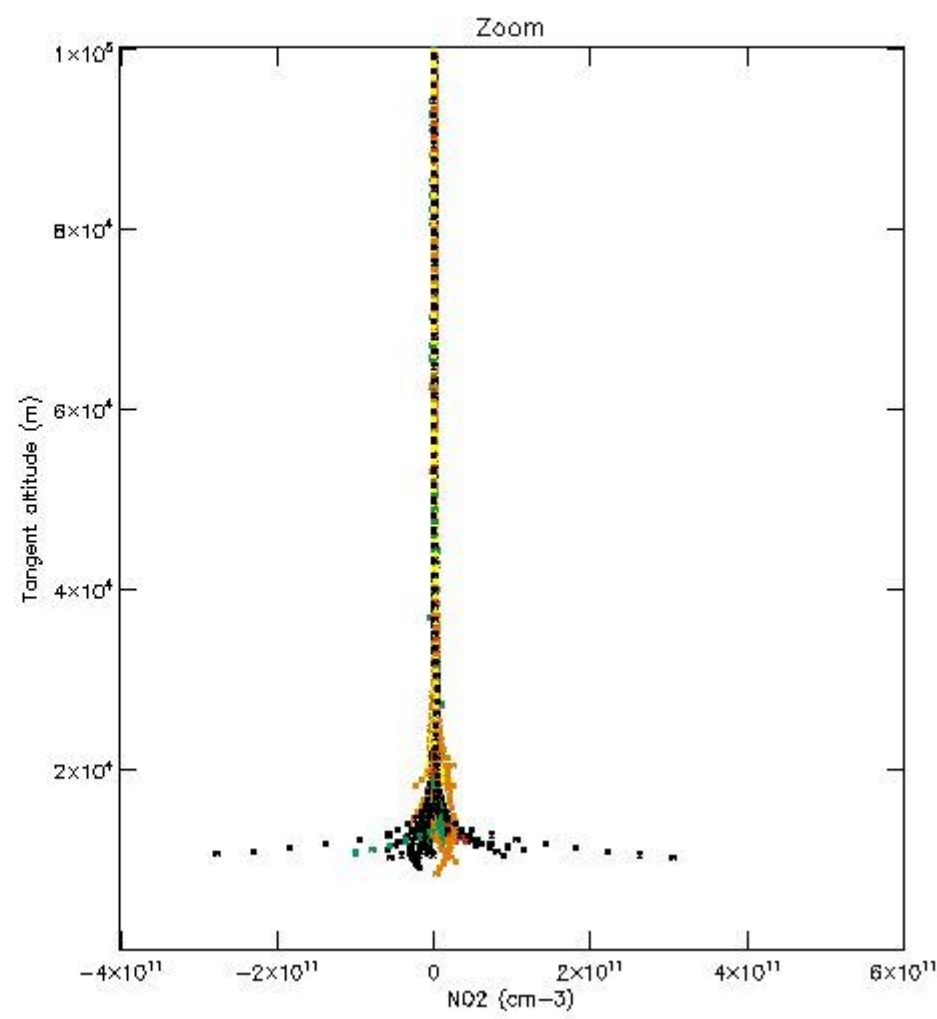
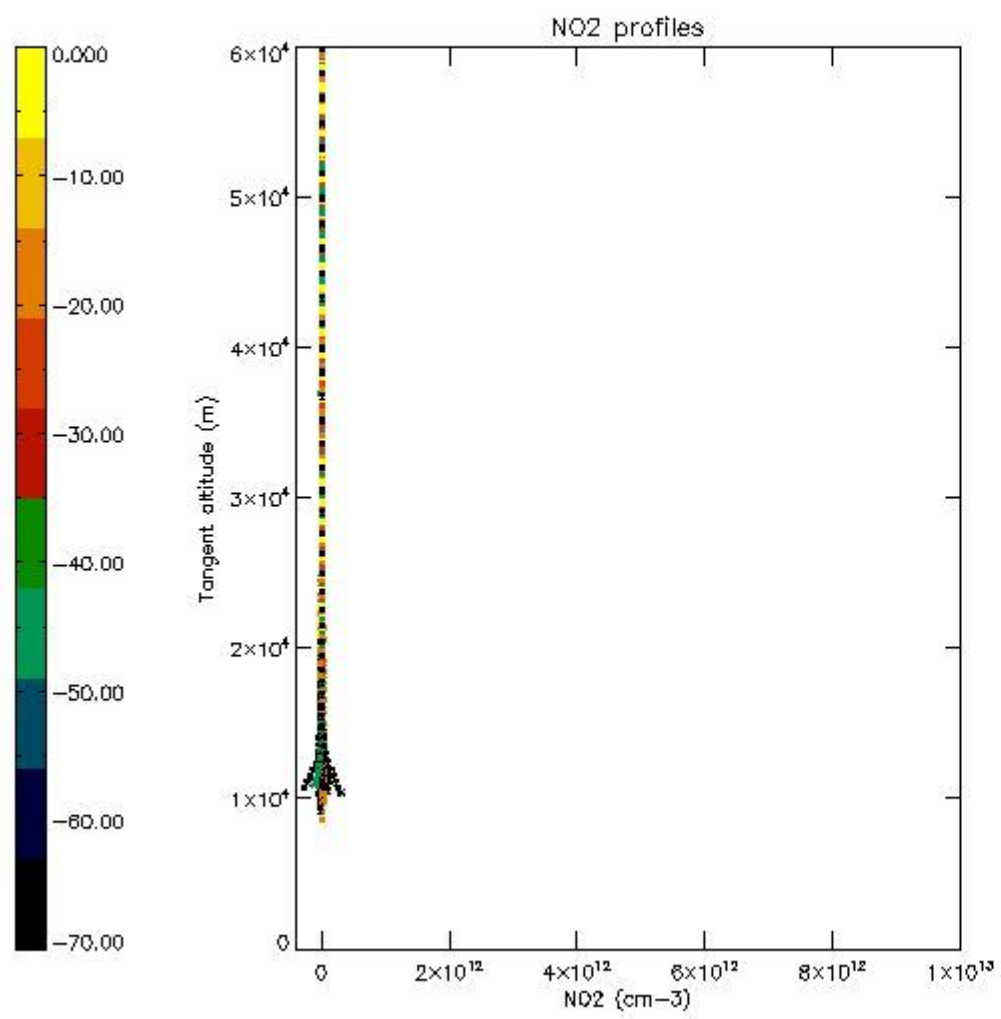
The colorbar represents the latitude.



*5.6 Plot NO<sub>2</sub> profiles for all STD (dark without errors)*

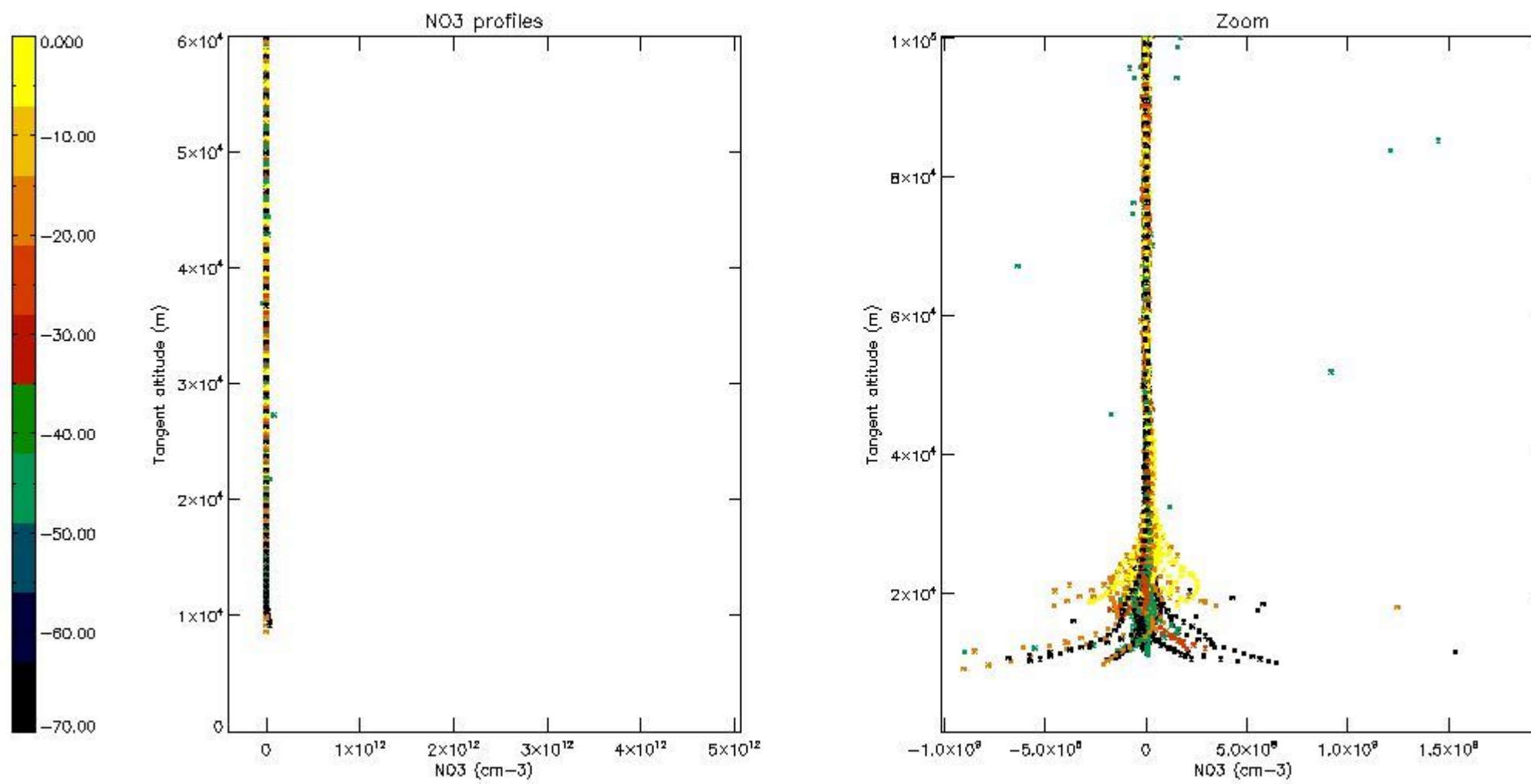
The colorbar represents the latitude.





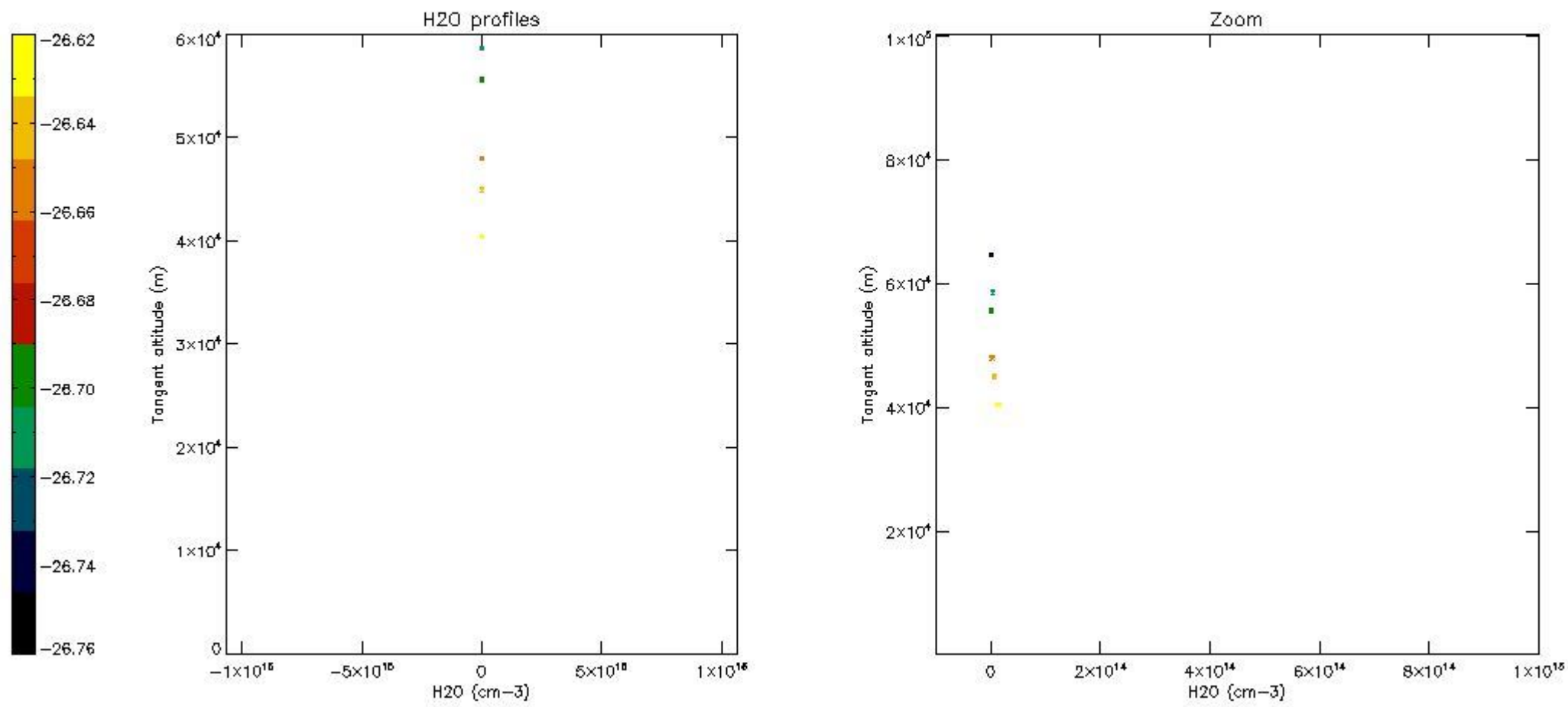
*5.7 Plot NO3 profiles for all STD (dark without errors)*

The colorbar represents the latitude.



*5.8 Plot H2O profiles for all STD (only for occultations of stars 1,2,3,4,13,14,16,26,63 dark without errors)*

The colorbar represents the latitude.



## 6. Auxiliary Data Files used for the production reported in section 2

The number reported in the third column indicates since which file (see list in section 2) the corresponding auxiliary file has been used. The fourth column is the date of those product files.

Type	Auxiliary Filename	Used since product	Used since product date
INST_PHYS_CHARACTERISTICS	GOM_INS_AXVIEC20091111_143220_20030716_120000_20500101_000000	1	06-MAY-2008 00:32:54
LEVEL-2_PROC_CONFIG	GOM_PR2_AXVIEC20091111_152718_20020301_000000_20500101_000000	1	06-MAY-2008 00:32:54
CROSS_SECTIONS_FILE	GOM_CRS_AXVIEC20091111_154832_20020301_000000_20500101_000000	1	06-MAY-2008 00:32:54



# GOMOS Level 2 Daily Report

## SUMMARY

### [1. General Info](#)

### [2. Summary of processed GOM\\_NL\\_2P products](#)

### [3. Level 2 Quality information per product](#)

#### [3.1 Plot of level 2 quality information per product \(time dependant\)](#)

#### [3.2 Plot of level 2 quality information per product \(world map\)](#)

### [4. Level 1 Quality information per product \(stored on level 2 products\)](#)

#### [4.1 Plot of level 1 quality information per product \(time dependant\)](#)

##### [4.1.1 Plot of level 1 quality information per product \(time dependant\): ASCENDING](#)

##### [4.1.2 Plot of level 1 quality information per product \(time dependant\): DESCENDING](#)

#### [4.2 Plot of level 1 quality information per product \(world map\)](#)

##### [4.2.1 Plot of level 1 quality information per product \(world map\): ASCENDING](#)

##### [4.2.2 Plot of level 1 quality information per product \(world map\): DESCENDING](#)

### [5. Ozone profiles based on quality statistics and other trace gas profiles](#)

#### [5.1 Ozone statistics based on quality of products](#)

#### [5.2 Plot ozone profiles for all STD \(dark without errors\)](#)

#### [5.3 Plot ozone profiles where STD < 20% \(dark without errors\)](#)

#### [5.4. Plot ozone profiles where STD < 10% \(dark without errors\)](#)

#### [5.5. Plot ozone profiles where STD < 5% \(dark without errors\)](#)

#### [5.6 Plot NO2 profiles for all STD \(dark without errors\)](#)

#### [5.7 Plot NO3 profiles for all STD \(dark without errors\)](#)

#### [5.8 Plot H2O profiles \(only for occultations of stars 1,2,3,4,13,14,16,26,63 dark without errors\) for all STD](#)

### [6. Auxiliary Data Files used for the production reported in section 2](#)

This report presents the daily analysis on parameters extracted from GOMOS level 2 data (GOM\_NL\_\_2P). It is intended to monitor some important parameters that will impact the quality of these products. A list of level 2 products (and content) that have arrived during the reporting day to the PCF is also given.

Item	Value
Time of report generation	25APR2013 13:50:36
Data source version	GOMOS/6.01
Start time of products	06-05-2008 (06MAY2008 00:00:00)
Stop time of products	07-05-2008 (07MAY2008 00:00:00)
Store outputs in DB	Yes
Nb of level 2 prods	341
Nb of prods with errors	0

## 2. Summary of processed GOM\_NL\_\_2P products.

Nr	Filename	UTC Start time	Limb	Duration	Star Id	Star Name	Star Mag	Star Temp	Nb Meas	Orbit	Prod. error
1	GOM_NL__2PRFIN20080506_003254_000000462068_00202_32320_7947.N1	06-MAY-2008 00:32:54	Dark	45.500	18	24Alp PsA	1.1660	9700.0	91	32320	No
2	GOM_NL__2PRFIN20080506_003844_000000422068_00202_32320_7948.N1	06-MAY-2008 00:38:44	Dark	41.500	31	Alp Gru	1.7340	15200.	83	32320	No
3	GOM_NL__2PRFIN20080506_004105_000000472068_00203_32321_7961.N1	06-MAY-2008 00:41:05	Dark	46.500	148	Alp Tuc	2.8780	4100.0	93	32321	No
4	GOM_NL__2PRFIN20080506_004418_000000402068_00203_32321_7962.N1	06-MAY-2008 00:44:18	Dark	39.500	45	Alp Pav	1.9400	26000.	79	32321	No
5	GOM_NL__2PRFIN20080506_005030_000000392068_00203_32321_7963.N1	06-MAY-2008 00:50:30	Straylight	38.500	43	Alp TrA	1.9100	4250.0	77	32321	No
6	GOM_NL__2PRFIN20080506_005243_000000372068_00203_32321_7964.N1	06-MAY-2008 00:52:43	Straylight	36.500	134	Bet TrA	2.8100	6600.0	73	32321	No
7	GOM_NL__2PRFIN20080506_005438_000000512068_00203_32321_7965.N1	06-MAY-2008 00:54:38	Straylight	51.000	4	Alp1Cen	-0.010000	5800.0	102	32321	No
8	GOM_NL__2PRFIN20080506_005807_000000412068_00203_32321_7966.N1	06-MAY-2008 00:58:07	Straylight	41.000	78	Alp Lup	2.3040	28000.	82	32321	No
9	GOM_NL__2PRFIN20080506_005939_000000392068_00203_32321_7967.N1	06-MAY-2008 00:59:39	Straylight	38.500	81	Eta Cen	2.3560	28000.	77	32321	No
10	GOM_NL__2PRFIN20080506_010140_000000472068_00203_32321_7968.N1	06-MAY-2008 01:01:40	Twilight_stray	46.500	54	5The Cen	2.0550	4500.0	93	32321	No
11	GOM_NL__2PRFIN20080506_010552_000000372068_00203_32321_7969.N1	06-MAY-2008 01:05:52	Bright	36.500	169	46Gam Hya	2.9910	4700.0	73	32321	No
12	GOM_NL__2PRFIN20080506_010909_000000382068_00203_32321_7970.N1	06-MAY-2008 01:09:09	Bright	37.500	15	67Alp Vir	0.97600	28000.	75	32321	No
13	GOM_NL__2PRFIN20080506_011217_000000372068_00203_32321_7971.N1	06-MAY-2008 01:12:17	Bright	36.500	121	29Gam Vir	2.7400	7200.0	73	32321	No
14	GOM_NL__2PRFIN20080506_011530_000000352068_00203_32321_7972.N1	06-MAY-2008 01:15:30	Bright	34.500	138	47Eps Vir	2.8280	4700.0	69	32321	No
15	GOM_NL__2PRFIN20080506_011731_000000372068_00203_32321_7973.N1	06-MAY-2008 01:17:31	Bright	36.500	111	8Eta Boo	2.6800	6000.0	73	32321	No
16	GOM_NL__2PRFIN20080506_012308_000000482068_00203_32321_7974.N1	06-MAY-2008 01:23:08	Bright	47.500	152	12Alp2CVn	2.8900	11000.	95	32321	No
17	GOM_NL__2PRFIN20080506_012623_000000362068_00203_32321_7975.N1	06-MAY-2008 01:26:23	Bright	36.000	39	85Eta UMa	1.8540	24000.	72	32321	No
18	GOM_NL__2PRFIN20080506_012749_000000362068_00203_32321_7976.N1	06-MAY-2008 01:27:49	Bright	35.500	55	79Zet UMa	2.0600	10200.	71	32321	No
19	GOM_NL__2PRFIN20080506_013042_000000382068_00203_32321_7977.N1	06-MAY-2008 01:30:42	Bright	37.500	36	50Alp UMa	1.8000	6300.0	75	32321	No
20	GOM_NL__2PRFIN20080506_013351_000000392068_00203_32321_7978.N1	06-MAY-2008 01:33:51	Bright	38.500	60	7Bet UMi	2.0810	3950.0	77	32321	No
21	GOM_NL__2PRFIN20080506_013752_000000362068_00203_32321_7979.N1	06-MAY-2008 01:37:52	Bright	35.500	49	1Alp UMi	1.9900	6300.0	71	32321	No
22	GOM_NL__2PRFIN20080506_014558_000000342068_00203_32321_7980.N1	06-MAY-2008 01:45:58	Bright	33.500	76	27Gam Cas	2.3000	30000.	67	32321	No
23	GOM_NL__2PRFIN20080506_014713_000000352068_00203_32321_7981.N1	06-MAY-2008 01:47:13	Bright	35.000	68	18Alp Cas	2.2250	4500.0	70	32321	No
24	GOM_NL__2PRFIN20080506_020801_000000422068_00203_32321_7982.N1	06-MAY-2008 02:08:01	Dark	41.500	52	16Bet Cet	2.0370	4500.0	83	32321	No
25	GOM_NL__2PRFIN20080506_021331_000000452068_00203_32321_7983.N1	06-MAY-2008 02:13:31	Dark	45.000	18	24Alp PsA	1.1660	9700.0	90	32321	No
26	GOM_NL__2PRFIN20080506_021921_000000402068_00203_32321_7984.N1	06-MAY-2008 02:19:21	Dark	40.000	31	Alp Gru	1.7340	15200.	80	32321	No
27	GOM_NL__2PRFIN20080506_022142_000000432068_00204_32322_7963.N1	06-MAY-2008 02:21:42	Dark	43.000	148	Alp Tuc	2.8780	4100.0	86	32322	No
28	GOM_NL__2PRFIN20080506_022455_000000422068_00204_32322_7964.N1	06-MAY-2008 02:24:55	Dark	41.500	45	Alp Pav	1.9400	26000.	83	32322	No
29	GOM_NL__2PRFIN20080506_023107_000000392068_00204_32322_7965.N1	06-MAY-2008 02:31:07	Straylight	39.000	43	Alp TrA	1.9100	4250.0	78	32322	No
30	GOM_NL__2PRFIN20080506_023319_000000382068_00204_32322_7966.N1	06-MAY-2008 02:33:19	Straylight	38.000	134	Bet TrA	2.8100	6600.0	76	32322	No
31	GOM_NL__2PRFIN20080506_023515_000000452068_00204_32322_7967.N1	06-MAY-2008 02:35:15	Straylight	44.500	4	Alp1Cen	-0.010000	5800.0	89	32322	No
32	GOM_NL__2PRFIN20080506_023843_000000392068_00204_32322_7968.N1	06-MAY-2008 02:38:43	Straylight	39.000	78	Alp Lup	2.3040	28000.	78	32322	No
33	GOM_NL__2PRFIN20080506_024015_000000402068_00204_32322_7969.N1	06-MAY-2008 02:40:15	Straylight	39.500	81	Eta Cen	2.3560	28000.	79	32322	No
34	GOM_NL__2PRFIN20080506_024216_000000422068_00204_32322_7970.N1	06-MAY-2008 02:42:16	Twilight_stray	41.500	54	5The Cen	2.0550	4500.0	83	32322	No
35	GOM_NL__2PRFIN20080506_024628_000000392068_00204_32322_7971.N1	06-MAY-2008 02:46:28	Bright	38.500	169	46Gam Hya	2.9910	4700.0	77	32322	No
36	GOM_NL__2PRFIN20080506_024945_000000392068_00204_32322_7972.N1	06-MAY-2008 02:49:45	Bright	38.500	15	67Alp Vir	0.97600	28000.	77	32322	No
37	GOM_NL__2PRFIN20080506_025253_000000362068_00204_32322_7973.N1	06-MAY-2008 02:52:53	Bright	35.500	121	29Gam Vir	2.7400	7200.0	71	32322	No
38	GOM_NL__2PRFIN20080506_025606_000000352068_00204_32322_7974.N1	06-MAY-2008 02:56:06	Bright	35.000	138	47Eps Vir	2.8280	4700.0	70	32322	No
39	GOM_NL__2PRFIN20080506_025806_000000542068_00204_32322_7975.N1	06-MAY-2008 02:58:06	Bright	54.000	111	8Eta Boo	2.6800	6000.0	108	32322	No
40	GOM_NL__2PRFIN20080506_030344_000000352068_00204_32322_7976.N1	06-MAY-2008 03:03:44	Bright	35.000	152	12Alp2CVn	2.8900	11000.	70	32322	No
41	GOM_NL__2PRFIN20080506_030658_000000372068_00204_32322_7977.N1	06-MAY-2008 03:06:58	Bright	37.000	39	85Eta UMa	1.8540	24000.	74	32322	No
42	GOM_NL__2PRFIN20080506_030825_000000372068_00204_32322_7978.N1	06-MAY-2008 03:08:25	Bright	36.500	55	79Zet UMa	2.0600	10200.	73	32322	No

43	GOM_NL__2PRFIN20080506_031119_000000352068_00204_32322_7979.N1	06-MAY-2008 03:11:19	Bright	35.000	36	50Alp UMa	1.8000	6300.0	70	32322	No
44	GOM_NL__2PRFIN20080506_031426_000000362068_00204_32322_7980.N1	06-MAY-2008 03:14:26	Bright	35.500	60	7Bet UMi	2.0810	3950.0	71	32322	No
45	GOM_NL__2PRFIN20080506_031828_000000352068_00204_32322_7981.N1	06-MAY-2008 03:18:28	Bright	34.500	49	1Alp UMi	1.9900	6300.0	69	32322	No
46	GOM_NL__2PRFIN20080506_032634_000000522068_00204_32322_7982.N1	06-MAY-2008 03:26:34	Bright	52.000	76	27Gam Cas	2.3000	30000.	104	32322	No
47	GOM_NL__2PRFIN20080506_032749_000000362068_00204_32322_7983.N1	06-MAY-2008 03:27:49	Bright	35.500	68	18Alp Cas	2.2250	4500.0	71	32322	No
48	GOM_NL__2PRFIN20080506_034837_000000422068_00204_32322_7984.N1	06-MAY-2008 03:48:37	Dark	42.000	52	16Bet Cet	2.0370	4500.0	84	32322	No
49	GOM_NL__2PRFIN20080506_035407_000000472068_00204_32322_7985.N1	06-MAY-2008 03:54:07	Dark	46.500	18	24Alp PsA	1.1660	9700.0	93	32322	No
50	GOM_NL__2PRFIN20080506_035957_000000462068_00204_32322_7986.N1	06-MAY-2008 03:59:57	Dark	46.000	31	Alp Gru	1.7340	15200.	92	32322	No
51	GOM_NL__2PRFIN20080506_040218_000000372068_00205_32323_7995.N1	06-MAY-2008 04:02:18	Dark	37.000	148	Alp Tuc	2.8780	4100.0	74	32323	No
52	GOM_NL__2PRFIN20080506_040532_000000412068_00205_32323_7996.N1	06-MAY-2008 04:05:32	Dark	40.500	45	Alp Pav	1.9400	26000.	81	32323	No
53	GOM_NL__2PRFIN20080506_041143_000000392068_00205_32323_7997.N1	06-MAY-2008 04:11:43	Straylight	38.500	43	Alp TrA	1.9100	4250.0	77	32323	No
54	GOM_NL__2PRFIN20080506_041355_000000372068_00205_32323_7998.N1	06-MAY-2008 04:13:55	Straylight	36.500	134	Bet TrA	2.8100	6600.0	73	32323	No
55	GOM_NL__2PRFIN20080506_041551_000000432068_00205_32323_7999.N1	06-MAY-2008 04:15:51	Straylight	42.500	4	Alp1Cen	-0.010000	5800.0	85	32323	No
56	GOM_NL__2PRFIN20080506_041920_000000382068_00205_32323_8000.N1	06-MAY-2008 04:19:20	Straylight	37.500	78	Alp Lup	2.3040	28000.	75	32323	No
57	GOM_NL__2PRFIN20080506_042051_000000392068_00205_32323_8001.N1	06-MAY-2008 04:20:51	Straylight	39.000	81	Eta Cen	2.3560	28000.	78	32323	No
58	GOM_NL__2PRFIN20080506_042253_000000412068_00205_32323_8002.N1	06-MAY-2008 04:22:53	Tw_i_and_stray	41.000	54	5The Cen	2.0550	4500.0	82	32323	No
59	GOM_NL__2PRFIN20080506_042705_000000362068_00205_32323_8003.N1	06-MAY-2008 04:27:05	Bright	35.500	169	46Gam Hya	2.9910	4700.0	71	32323	No
60	GOM_NL__2PRFIN20080506_043021_000000382068_00205_32323_8004.N1	06-MAY-2008 04:30:21	Bright	38.000	15	67Alp Vir	0.97600	28000.	76	32323	No
61	GOM_NL__2PRFIN20080506_043329_000000362068_00205_32323_8005.N1	06-MAY-2008 04:33:29	Bright	36.000	121	29Gam Vir	2.7400	7200.0	72	32323	No
62	GOM_NL__2PRFIN20080506_043642_000000352068_00205_32323_8006.N1	06-MAY-2008 04:36:42	Bright	35.000	138	47Eps Vir	2.8280	4700.0	70	32323	No
63	GOM_NL__2PRFIN20080506_043843_000000362068_00205_32323_8007.N1	06-MAY-2008 04:38:43	Bright	36.000	111	8Eta Boo	2.6800	6000.0	72	32323	No
64	GOM_NL__2PRFIN20080506_044421_000000352068_00205_32323_8008.N1	06-MAY-2008 04:44:21	Bright	34.500	152	12Alp2CVn	2.8900	11000.	69	32323	No
65	GOM_NL__2PRFIN20080506_044735_000000362068_00205_32323_8009.N1	06-MAY-2008 04:47:35	Bright	36.000	39	85Eta UMa	1.8540	24000.	72	32323	No
66	GOM_NL__2PRFIN20080506_044901_000000362068_00205_32323_8010.N1	06-MAY-2008 04:49:01	Bright	35.500	55	79Zet UMa	2.0600	10200.	71	32323	No
67	GOM_NL__2PRFIN20080506_045155_000000352068_00205_32323_8011.N1	06-MAY-2008 04:51:55	Bright	34.500	36	50Alp UMa	1.8000	6300.0	69	32323	No
68	GOM_NL__2PRFIN20080506_045502_000000382068_00205_32323_8012.N1	06-MAY-2008 04:55:02	Bright	38.000	60	7Bet UMi	2.0810	3950.0	76	32323	No
69	GOM_NL__2PRFIN20080506_045904_000000362068_00205_32323_8013.N1	06-MAY-2008 04:59:04	Bright	35.500	49	1Alp UMi	1.9900	6300.0	71	32323	No
70	GOM_NL__2PRFIN20080506_050710_000000392068_00205_32323_8014.N1	06-MAY-2008 05:07:10	Bright	39.000	76	27Gam Cas	2.3000	30000.	78	32323	No
71	GOM_NL__2PRFIN20080506_050825_000000422068_00205_32323_8015.N1	06-MAY-2008 05:08:25	Bright	41.500	68	18Alp Cas	2.2250	4500.0	83	32323	No
72	GOM_NL__2PRFIN20080506_052914_000000432068_00205_32323_8016.N1	06-MAY-2008 05:29:14	Dark	43.000	52	16Bet Cet	2.0370	4500.0	86	32323	No
73	GOM_NL__2PRFIN20080506_053444_000000432068_00205_32323_8017.N1	06-MAY-2008 05:34:44	Dark	43.000	18	24Alp PsA	1.1660	9700.0	86	32323	No
74	GOM_NL__2PRFIN20080506_054034_000000472068_00205_32323_8018.N1	06-MAY-2008 05:40:34	Dark	46.500	31	Alp Gru	1.7340	15200.	93	32323	No
75	GOM_NL__2PRFIN20080506_054254_000000422068_00206_32324_8001.N1	06-MAY-2008 05:42:54	Dark	41.500	148	Alp Tuc	2.8780	4100.0	83	32324	No
76	GOM_NL__2PRFIN20080506_054608_000000412068_00206_32324_8002.N1	06-MAY-2008 05:46:08	Dark	41.000	45	Alp Pav	1.9400	26000.	82	32324	No
77	GOM_NL__2PRFIN20080506_055220_000000402068_00206_32324_8003.N1	06-MAY-2008 05:52:20	Straylight	39.500	43	Alp TrA	1.9100	4250.0	79	32324	No
78	GOM_NL__2PRFIN20080506_055432_000000372068_00206_32324_8004.N1	06-MAY-2008 05:54:32	Straylight	37.000	134	Bet TrA	2.8100	6600.0	74	32324	No
79	GOM_NL__2PRFIN20080506_055627_000000502068_00206_32324_8005.N1	06-MAY-2008 05:56:27	Straylight	50.000	4	Alp1Cen	-0.010000	5800.0	100	32324	No
80	GOM_NL__2PRFIN20080506_055956_000000392068_00206_32324_8006.N1	06-MAY-2008 05:59:56	Straylight	39.000	78	Alp Lup	2.3040	28000.	78	32324	No
81	GOM_NL__2PRFIN20080506_060128_000000392068_00206_32324_8007.N1	06-MAY-2008 06:01:28	Straylight	38.500	81	Eta Cen	2.3560	28000.	77	32324	No
82	GOM_NL__2PRFIN20080506_060329_000000442068_00206_32324_8008.N1	06-MAY-2008 06:03:29	Tw_i_and_stray	43.500	54	5The Cen	2.0550	4500.0	87	32324	No
83	GOM_NL__2PRFIN20080506_060741_000000382068_00206_32324_8009.N1	06-MAY-2008 06:07:41	Bright	37.500	169	46Gam Hya	2.9910	4700.0	75	32324	No
84	GOM_NL__2PRFIN20080506_061057_000000382068_00206_32324_8010.N1	06-MAY-2008 06:10:57	Bright	37.500	15	67Alp Vir	0.97600	28000.	75	32324	No
85	GOM_NL__2PRFIN20080506_061406_000000372068_00206_32324_8011.N1	06-MAY-2008 06:14:06	Bright	36.500	121	29Gam Vir	2.7400	7200.0	73	32324	No
86	GOM_NL__2PRFIN20080506_061718_000000362068_00206_32324_8012.N1	06-MAY-2008 06:17:18	Bright	36.000	138	47Eps Vir	2.8280	4700.0	72	32324	No
87	GOM_NL__2PRFIN20080506_061919_000000532068_00206_32324_8013.N1	06-MAY-2008 06:19:19	Bright	52.500	111	8Eta Boo	2.6800	6000.0	105	32324	No
88	GOM_NL__2PRFIN20080506_062457_000000342068_00206_32324_8014.N1	06-MAY-2008 06:24:57	Bright	34.000	152	12Alp2CVn	2.8900	11000.	68	32324	No
89	GOM_NL__2PRFIN20080506_062810_000000372068_00206_32324_8015.N1	06-MAY-2008 06:28:10	Bright	37.000	39	85Eta UMa	1.8540	24000.	74	32324	No
90	GOM_NL__2PRFIN20080506_062937_000000352068_00206_32324_8016.N1	06-MAY-2008 06:29:37	Bright	35.000	55	79Zet UMa	2.0600	10200.	70	32324	No
91	GOM_NL__2PRFIN20080506_063231_000000372068_00206_32324_8017.N1	06-MAY-2008 06:32:31	Bright	37.000	36	50Alp UMa	1.8000	6300.0	74	32324	No
92	GOM_NL__2PRFIN20080506_063538_000000382068_00206_32324_8018.N1	06-MAY-2008 06:35:38	Bright	38.000	60	7Bet UMi	2.0810	3950.0	76	32324	No
93	GOM_NL__2PRFIN20080506_063940_000000352068_00206_32324_8019.N1	06-MAY-2008 06:39:40	Bright	35.000	49	1Alp UMi	1.9900	6300.0	70	32324	No
94	GOM_NL__2PRFIN20080506_064746_000000522068_00206_32324_8020.N1	06-MAY-2008 06:47:46	Bright	52.000	76	27Gam Cas	2.3000	30000.	104	32324	No
95	GOM_NL__2PRFIN20080506_064901_000000442068_00206_32324_8021.N1	06-MAY-2008 06:49:01	Bright	44.000	68	18Alp Cas	2.2250	4500.0	88	32324	No
96	GOM_NL__2PRFIN20080506_070950_000000452068_00206_32324_8022.N1	06-MAY-2008 07:09:50	Dark	45.000	52	16Bet Cet	2.0370	4500.0	90	32324	No
97	GOM_NL__2PRFIN20080506_071521_000000452068_00206_32324_8023.N1	06-MAY-2008 07:15:21	Dark	44.500	18	24Alp PsA	1.1660	9700.0	89	32324	No
98	GOM_NL__2PRFIN20080506_072111_000000422068_00206_32324_8024.N1	06-MAY-2008 07:21:11	Dark	42.000	31	Alp Gru	1.7340	15200.	84	32324	No
99	GOM_NL__2PRFIN20080506_072331_000000382068_00207_32325_8007.N1	06-MAY-2008 07:23:31	Dark	37.500	148	Alp Tuc	2.8780	4100.0	75	32325	No
100	GOM_NL__2PRFIN20080506_072645_000000402068_00207_32325_8008.N1	06-MAY-2008 07:26:45	Dark	40.000	45	Alp Pav	1.9400	26000.	80	32325	No
101	GOM_NL__2PRFIN20080506_073256_000000412068_00207_32325_8009.N1	06-MAY-2008 07:32:56	Straylight	41.000	43	Alp TrA	1.9100	4250.0	82	32325	No

102	GOM_NL__2PRFIN20080506_073508_000000382068_00207_32325_8010.N1	06-MAY-2008 07:35:08	Straylight	38.000	134	Bet TrA	2.8100	6600.0	76	32325	No
103	GOM_NL__2PRFIN20080506_073703_000000492068_00207_32325_8011.N1	06-MAY-2008 07:37:03	Straylight	48.500	4	Alp1Cen	-0.010000	5800.0	97	32325	No
104	GOM_NL__2PRFIN20080506_074032_000000382068_00207_32325_8012.N1	06-MAY-2008 07:40:32	Straylight	37.500	78	Alp Lup	2.3040	28000.	75	32325	No
105	GOM_NL__2PRFIN20080506_074204_000000392068_00207_32325_8013.N1	06-MAY-2008 07:42:04	Straylight	39.000	81	Eta Cen	2.3560	28000.	78	32325	No
106	GOM_NL__2PRFIN20080506_074405_000000432068_00207_32325_8014.N1	06-MAY-2008 07:44:05	Tw_i_and_stray	42.500	54	5The Cen	2.0550	4500.0	85	32325	No
107	GOM_NL__2PRFIN20080506_074817_000000382068_00207_32325_8015.N1	06-MAY-2008 07:48:17	Bright	38.000	169	46Gam Hya	2.9910	4700.0	76	32325	No
108	GOM_NL__2PRFIN20080506_075134_000000382068_00207_32325_8016.N1	06-MAY-2008 07:51:34	Bright	38.000	15	67Alp Vir	0.97600	28000.	76	32325	No
109	GOM_NL__2PRFIN20080506_075442_000000362068_00207_32325_8017.N1	06-MAY-2008 07:54:42	Bright	36.000	121	29Gam Vir	2.7400	7200.0	72	32325	No
110	GOM_NL__2PRFIN20080506_075754_000000362068_00207_32325_8018.N1	06-MAY-2008 07:57:54	Bright	35.500	138	47Eps Vir	2.8280	4700.0	71	32325	No
111	GOM_NL__2PRFIN20080506_075954_000000372068_00207_32325_8019.N1	06-MAY-2008 07:59:54	Bright	36.500	111	8Eta Boo	2.6800	6000.0	73	32325	No
112	GOM_NL__2PRFIN20080506_080533_000000352068_00207_32325_8020.N1	06-MAY-2008 08:05:33	Bright	34.500	152	12Alp2CVn	2.8900	11000.	69	32325	No
113	GOM_NL__2PRFIN20080506_080846_000000392068_00207_32325_8021.N1	06-MAY-2008 08:08:46	Bright	38.500	39	85Eta UMa	1.8540	24000.	77	32325	No
114	GOM_NL__2PRFIN20080506_081013_000000362068_00207_32325_8022.N1	06-MAY-2008 08:10:13	Bright	36.000	55	79Zet UMa	2.0600	10200.	72	32325	No
115	GOM_NL__2PRFIN20080506_081308_000000372068_00207_32325_8023.N1	06-MAY-2008 08:13:08	Bright	37.000	36	50Alp UMa	1.8000	6300.0	74	32325	No
116	GOM_NL__2PRFIN20080506_081614_000000392068_00207_32325_8024.N1	06-MAY-2008 08:16:14	Bright	38.500	60	7Bet UMi	2.0810	3950.0	77	32325	No
117	GOM_NL__2PRFIN20080506_082016_000000372068_00207_32325_8025.N1	06-MAY-2008 08:20:16	Bright	36.500	49	1Alp UMi	1.9900	6300.0	73	32325	No
118	GOM_NL__2PRFIN20080506_082822_000000392068_00207_32325_8026.N1	06-MAY-2008 08:28:22	Bright	39.000	76	27Gam Cas	2.3000	30000.	78	32325	No
119	GOM_NL__2PRFIN20080506_082937_000000522068_00207_32325_8027.N1	06-MAY-2008 08:29:37	Bright	52.000	68	18Alp Cas	2.2250	4500.0	104	32325	No
120	GOM_NL__2PRFIN20080506_085026_000000432068_00207_32325_8028.N1	06-MAY-2008 08:50:26	Dark	43.000	52	16Bet Cet	2.0370	4500.0	86	32325	No
121	GOM_NL__2PRFIN20080506_085557_000000442068_00207_32325_8029.N1	06-MAY-2008 08:55:57	Dark	43.500	18	24Alp PsA	1.1660	9700.0	87	32325	No
122	GOM_NL__2PRFIN20080506_090147_000000422068_00207_32325_8030.N1	06-MAY-2008 09:01:47	Dark	41.500	31	Alp Gru	1.7340	15200.	83	32325	No
123	GOM_NL__2PRFIN20080506_090407_000000382068_00208_32326_8030.N1	06-MAY-2008 09:04:07	Dark	38.000	148	Alp Tuc	2.8780	4100.0	76	32326	No
124	GOM_NL__2PRFIN20080506_090721_000000412068_00208_32326_8031.N1	06-MAY-2008 09:07:21	Dark	41.000	45	Alp Pav	1.9400	26000.	82	32326	No
125	GOM_NL__2PRFIN20080506_091332_000000392068_00208_32326_8032.N1	06-MAY-2008 09:13:32	Straylight	39.000	43	Alp TrA	1.9100	4250.0	78	32326	No
126	GOM_NL__2PRFIN20080506_091544_000000382068_00208_32326_8033.N1	06-MAY-2008 09:15:44	Straylight	37.500	134	Bet TrA	2.8100	6600.0	75	32326	No
127	GOM_NL__2PRFIN20080506_091740_000000462068_00208_32326_8034.N1	06-MAY-2008 09:17:40	Straylight	46.000	4	Alp1Cen	-0.010000	5800.0	92	32326	No
128	GOM_NL__2PRFIN20080506_092109_000000392068_00208_32326_8035.N1	06-MAY-2008 09:21:09	Straylight	39.000	78	Alp Lup	2.3040	28000.	78	32326	No
129	GOM_NL__2PRFIN20080506_092240_000000402068_00208_32326_8036.N1	06-MAY-2008 09:22:40	Straylight	39.500	81	Eta Cen	2.3560	28000.	79	32326	No
130	GOM_NL__2PRFIN20080506_092441_000000432068_00208_32326_8037.N1	06-MAY-2008 09:24:41	Tw_i_and_stray	42.500	54	5The Cen	2.0550	4500.0	85	32326	No
131	GOM_NL__2PRFIN20080506_092853_000000382068_00208_32326_8038.N1	06-MAY-2008 09:28:53	Bright	38.000	169	46Gam Hya	2.9910	4700.0	76	32326	No
132	GOM_NL__2PRFIN20080506_093210_000000382068_00208_32326_8039.N1	06-MAY-2008 09:32:10	Bright	38.000	15	67Alp Vir	0.97600	28000.	76	32326	No
133	GOM_NL__2PRFIN20080506_093518_000000362068_00208_32326_8040.N1	06-MAY-2008 09:35:18	Bright	35.500	121	29Gam Vir	2.7400	7200.0	71	32326	No
134	GOM_NL__2PRFIN20080506_093830_000000362068_00208_32326_8041.N1	06-MAY-2008 09:38:30	Bright	36.000	138	47Eps Vir	2.8280	4700.0	72	32326	No
135	GOM_NL__2PRFIN20080506_094030_000000362068_00208_32326_8042.N1	06-MAY-2008 09:40:30	Bright	35.500	111	8Eta Boo	2.6800	6000.0	71	32326	No
136	GOM_NL__2PRFIN20080506_094609_000000362068_00208_32326_8043.N1	06-MAY-2008 09:46:09	Bright	35.500	152	12Alp2CVn	2.8900	11000.	71	32326	No
137	GOM_NL__2PRFIN20080506_094922_000000382068_00208_32326_8044.N1	06-MAY-2008 09:49:22	Bright	38.000	39	85Eta UMa	1.8540	24000.	76	32326	No
138	GOM_NL__2PRFIN20080506_095049_000000352068_00208_32326_8045.N1	06-MAY-2008 09:50:49	Bright	34.500	55	79Zet UMa	2.0600	10200.	69	32326	No
139	GOM_NL__2PRFIN20080506_095344_000000352068_00208_32326_8046.N1	06-MAY-2008 09:53:44	Bright	35.000	36	50Alp UMa	1.8000	6300.0	70	32326	No
140	GOM_NL__2PRFIN20080506_095650_000000372068_00208_32326_8047.N1	06-MAY-2008 09:56:50	Bright	36.500	60	7Bet UMi	2.0810	3950.0	73	32326	No
141	GOM_NL__2PRFIN20080506_100052_000000352068_00208_32326_8048.N1	06-MAY-2008 10:00:52	Bright	35.000	49	1Alp UMi	1.9900	6300.0	70	32326	No
142	GOM_NL__2PRFIN20080506_100858_000000522068_00208_32326_8049.N1	06-MAY-2008 10:08:58	Bright	52.000	76	27Gam Cas	2.3000	30000.	104	32326	No
143	GOM_NL__2PRFIN20080506_101013_000000482068_00208_32326_8050.N1	06-MAY-2008 10:10:13	Bright	47.500	68	18Alp Cas	2.2250	4500.0	95	32326	No
144	GOM_NL__2PRFIN20080506_103102_000000412068_00208_32326_8051.N1	06-MAY-2008 10:31:02	Dark	41.000	52	16Bet Cet	2.0370	4500.0	82	32326	No
145	GOM_NL__2PRFIN20080506_103634_000000442068_00208_32326_8052.N1	06-MAY-2008 10:36:34	Dark	43.500	18	24Alp PsA	1.1660	9700.0	87	32326	No
146	GOM_NL__2PRFIN20080506_104224_000000422068_00208_32326_8053.N1	06-MAY-2008 10:42:24	Dark	42.000	31	Alp Gru	1.7340	15200.	84	32326	No
147	GOM_NL__2PRFIN20080506_104758_000000422068_00209_32327_8049.N1	06-MAY-2008 10:47:58	Dark	41.500	45	Alp Pav	1.9400	26000.	83	32327	No
148	GOM_NL__2PRFIN20080506_105408_000000392068_00209_32327_8050.N1	06-MAY-2008 10:54:08	Straylight	39.000	43	Alp TrA	1.9100	4250.0	78	32327	No
149	GOM_NL__2PRFIN20080506_105620_000000382068_00209_32327_8051.N1	06-MAY-2008 10:56:20	Straylight	37.500	134	Bet TrA	2.8100	6600.0	75	32327	No
150	GOM_NL__2PRFIN20080506_105816_000000422068_00209_32327_8052.N1	06-MAY-2008 10:58:16	Straylight	41.500	4	Alp1Cen	-0.010000	5800.0	83	32327	No
151	GOM_NL__2PRFIN20080506_110145_000000382068_00209_32327_8053.N1	06-MAY-2008 11:01:45	Straylight	38.000	78	Alp Lup	2.3040	28000.	76	32327	No
152	GOM_NL__2PRFIN20080506_110316_000000392068_00209_32327_8054.N1	06-MAY-2008 11:03:16	Straylight	38.500	81	Eta Cen	2.3560	28000.	77	32327	No
153	GOM_NL__2PRFIN20080506_110517_000000402068_00209_32327_8055.N1	06-MAY-2008 11:05:17	Tw_i_and_stray	40.000	54	5The Cen	2.0550	4500.0	80	32327	No
154	GOM_NL__2PRFIN20080506_110929_000000362068_00209_32327_8056.N1	06-MAY-2008 11:09:29	Bright	36.000	169	46Gam Hya	2.9910	4700.0	72	32327	No
155	GOM_NL__2PRFIN20080506_111246_000000382068_00209_32327_8057.N1	06-MAY-2008 11:12:46	Bright	37.500	15	67Alp Vir	0.97600	28000.	75	32327	No
156	GOM_NL__2PRFIN20080506_111554_000000352068_00209_32327_8058.N1	06-MAY-2008 11:15:54	Bright	34.500	121	29Gam Vir	2.7400	7200.0	69	32327	No
157	GOM_NL__2PRFIN20080506_111906_000000362068_00209_32327_8059.N1	06-MAY-2008 11:19:06	Bright	35.500	138	47Eps Vir	2.8280	4700.0	71	32327	No
158	GOM_NL__2PRFIN20080506_112106_000000372068_00209_32327_8060.N1	06-MAY-2008 11:21:06	Bright	36.500	111	8Eta Boo	2.6800	6000.0	73	32327	No
159	GOM_NL__2PRFIN20080506_112645_000000332068_00209_32327_8061.N1	06-MAY-2008 11:26:45	Bright	33.000	152	12Alp2CVn	2.8900	11000.	66	32327	No
160	GOM_NL__2PRFIN20080506_112958_000000372068_00209_32327_8062.N1	06-MAY-2008 11:29:58	Bright	36.500	39	85Eta UMa	1.8540	24000.	73	32327	No



161	GOM_NL__2PRFIN20080506_113125_000000352068_00209_32327_8063.N1	06-MAY-2008 11:31:25	Bright	35.000	55	79Zet UMa	2.0600	10200.	70	32327	No
162	GOM_NL__2PRFIN20080506_113420_000000372068_00209_32327_8064.N1	06-MAY-2008 11:34:20	Bright	37.000	36	50Alp UMa	1.8000	6300.0	74	32327	No
163	GOM_NL__2PRFIN20080506_113725_000000382068_00209_32327_8065.N1	06-MAY-2008 11:37:25	Bright	37.500	60	7Bet UMi	2.0810	3950.0	75	32327	No
164	GOM_NL__2PRFIN20080506_114128_000000362068_00209_32327_8066.N1	06-MAY-2008 11:41:28	Bright	36.000	49	1Alp UMi	1.9900	6300.0	72	32327	No
165	GOM_NL__2PRFIN20080506_114934_000000522068_00209_32327_8067.N1	06-MAY-2008 11:49:34	Bright	52.000	76	27Gam Cas	2.3000	30000.	104	32327	No
166	GOM_NL__2PRFIN20080506_115049_000000342068_00209_32327_8068.N1	06-MAY-2008 11:50:49	Bright	33.500	68	18Alp Cas	2.2250	4500.0	67	32327	No
167	GOM_NL__2PRFIN20080506_121138_000000432068_00209_32327_8069.N1	06-MAY-2008 12:11:38	Dark	42.500	52	16Bet Cet	2.0370	4500.0	85	32327	No
168	GOM_NL__2PRFIN20080506_121710_000000452068_00209_32327_8070.N1	06-MAY-2008 12:17:10	Dark	44.500	18	24Alp PsA	1.1660	9700.0	89	32327	No
169	GOM_NL__2PRFIN20080506_122300_000000412068_00209_32327_8071.N1	06-MAY-2008 12:23:00	Dark	41.000	31	Alp Gru	1.7340	15200.	82	32327	No
170	GOM_NL__2PRFIN20080506_122834_000000432068_00210_32328_8085.N1	06-MAY-2008 12:28:34	Dark	43.000	45	Alp Pav	1.9400	26000.	86	32328	No
171	GOM_NL__2PRFIN20080506_123444_000000382068_00210_32328_8086.N1	06-MAY-2008 12:34:44	Straylight	38.000	43	Alp TrA	1.9100	4250.0	76	32328	No
172	GOM_NL__2PRFIN20080506_123657_000000382068_00210_32328_8087.N1	06-MAY-2008 12:36:57	Straylight	38.000	134	Bet TrA	2.8100	6600.0	76	32328	No
173	GOM_NL__2PRFIN20080506_123852_000000422068_00210_32328_8088.N1	06-MAY-2008 12:38:52	Straylight	42.000	4	Alp1Cen	-0.010000	5800.0	84	32328	No
174	GOM_NL__2PRFIN20080506_124221_000000372068_00210_32328_8089.N1	06-MAY-2008 12:42:21	Straylight	36.500	78	Alp Lup	2.3040	28000.	73	32328	No
175	GOM_NL__2PRFIN20080506_124352_000000392068_00210_32328_8090.N1	06-MAY-2008 12:43:52	Straylight	39.000	81	Eta Cen	2.3560	28000.	78	32328	No
176	GOM_NL__2PRFIN20080506_124553_000000422068_00210_32328_8091.N1	06-MAY-2008 12:45:53	Tw_i_and_stray	41.500	54	5The Cen	2.0550	4500.0	83	32328	No
177	GOM_NL__2PRFIN20080506_125005_000000372068_00210_32328_8092.N1	06-MAY-2008 12:50:05	Bright	37.000	169	46Gam Hya	2.9910	4700.0	74	32328	No
178	GOM_NL__2PRFIN20080506_125322_000000382068_00210_32328_8093.N1	06-MAY-2008 12:53:22	Bright	38.000	15	67Alp Vir	0.97600	28000.	76	32328	No
179	GOM_NL__2PRFIN20080506_125630_000000362068_00210_32328_8094.N1	06-MAY-2008 12:56:30	Bright	36.000	121	29Gam Vir	2.7400	7200.0	72	32328	No
180	GOM_NL__2PRFIN20080506_125942_000000352068_00210_32328_8095.N1	06-MAY-2008 12:59:42	Bright	34.500	138	47Eps Vir	2.8280	4700.0	69	32328	No
181	GOM_NL__2PRFIN20080506_130142_000000362068_00210_32328_8096.N1	06-MAY-2008 13:01:42	Bright	35.500	111	8Eta Boo	2.6800	6000.0	71	32328	No
182	GOM_NL__2PRFIN20080506_130721_000000352068_00210_32328_8097.N1	06-MAY-2008 13:07:21	Bright	34.500	152	12Alp2CVn	2.8900	11000.	69	32328	No
183	GOM_NL__2PRFIN20080506_131033_000000372068_00210_32328_8098.N1	06-MAY-2008 13:10:33	Bright	37.000	39	85Eta UMa	1.8540	24000.	74	32328	No
184	GOM_NL__2PRFIN20080506_131200_000000372068_00210_32328_8099.N1	06-MAY-2008 13:12:00	Bright	37.000	55	79Zet UMa	2.0600	10200.	74	32328	No
185	GOM_NL__2PRFIN20080506_131456_000000382068_00210_32328_8100.N1	06-MAY-2008 13:14:56	Bright	37.500	36	50Alp UMa	1.8000	6300.0	75	32328	No
186	GOM_NL__2PRFIN20080506_131801_000000392068_00210_32328_8101.N1	06-MAY-2008 13:18:01	Bright	38.500	60	7Bet UMi	2.0810	3950.0	77	32328	No
187	GOM_NL__2PRFIN20080506_132204_000000332068_00210_32328_8102.N1	06-MAY-2008 13:22:04	Bright	33.000	49	1Alp UMi	1.9900	6300.0	66	32328	No
188	GOM_NL__2PRFIN20080506_133010_000000522068_00210_32328_8103.N1	06-MAY-2008 13:30:10	Bright	52.000	76	27Gam Cas	2.3000	30000.	104	32328	No
189	GOM_NL__2PRFIN20080506_133125_000000352068_00210_32328_8104.N1	06-MAY-2008 13:31:25	Bright	35.000	68	18Alp Cas	2.2250	4500.0	70	32328	No
190	GOM_NL__2PRFIN20080506_133932_000000352068_00210_32328_8105.N1	06-MAY-2008 13:39:32	Bright	35.000	58	21Alp And	2.0730	11000.	70	32328	No
191	GOM_NL__2PRFIN20080506_135214_000000432068_00210_32328_8106.N1	06-MAY-2008 13:52:14	Dark	43.000	52	16Bet Cet	2.0370	4500.0	86	32328	No
192	GOM_NL__2PRFIN20080506_135747_000000452068_00210_32328_8107.N1	06-MAY-2008 13:57:47	Dark	45.000	18	24Alp PsA	1.1660	9700.0	90	32328	No
193	GOM_NL__2PRFIN20080506_140337_000000402068_00210_32328_8108.N1	06-MAY-2008 14:03:37	Dark	39.500	31	Alp Gru	1.7340	15200.	79	32328	No
194	GOM_NL__2PRFIN20080506_140556_000000392068_00211_32329_8082.N1	06-MAY-2008 14:05:56	Dark	38.500	148	Alp Tuc	2.8780	4100.0	77	32329	No
195	GOM_NL__2PRFIN20080506_140911_000000422068_00211_32329_8083.N1	06-MAY-2008 14:09:11	Dark	41.500	45	Alp Pav	1.9400	26000.	83	32329	No
196	GOM_NL__2PRFIN20080506_141521_000000402068_00211_32329_8084.N1	06-MAY-2008 14:15:21	Straylight	40.000	43	Alp TrA	1.9100	4250.0	80	32329	No
197	GOM_NL__2PRFIN20080506_141733_000000372068_00211_32329_8085.N1	06-MAY-2008 14:17:33	Straylight	37.000	134	Bet TrA	2.8100	6600.0	74	32329	No
198	GOM_NL__2PRFIN20080506_141928_000000442068_00211_32329_8086.N1	06-MAY-2008 14:19:28	Straylight	43.500	4	Alp1Cen	-0.010000	5800.0	87	32329	No
199	GOM_NL__2PRFIN20080506_142257_000000372068_00211_32329_8087.N1	06-MAY-2008 14:22:57	Straylight	36.500	78	Alp Lup	2.3040	28000.	73	32329	No
200	GOM_NL__2PRFIN20080506_142429_000000382068_00211_32329_8088.N1	06-MAY-2008 14:24:29	Straylight	37.500	81	Eta Cen	2.3560	28000.	75	32329	No
201	GOM_NL__2PRFIN20080506_142629_000000442068_00211_32329_8089.N1	06-MAY-2008 14:26:29	Tw_i_and_stray	43.500	54	5The Cen	2.0550	4500.0	87	32329	No
202	GOM_NL__2PRFIN20080506_143041_000000382068_00211_32329_8090.N1	06-MAY-2008 14:30:41	Bright	38.000	169	46Gam Hya	2.9910	4700.0	76	32329	No
203	GOM_NL__2PRFIN20080506_143358_000000382068_00211_32329_8091.N1	06-MAY-2008 14:33:58	Bright	38.000	15	67Alp Vir	0.97600	28000.	76	32329	No
204	GOM_NL__2PRFIN20080506_143706_000000362068_00211_32329_8092.N1	06-MAY-2008 14:37:06	Bright	36.000	121	29Gam Vir	2.7400	7200.0	72	32329	No
205	GOM_NL__2PRFIN20080506_144019_000000342068_00211_32329_8093.N1	06-MAY-2008 14:40:19	Bright	34.000	138	47Eps Vir	2.8280	4700.0	68	32329	No
206	GOM_NL__2PRFIN20080506_144218_000000362068_00211_32329_8094.N1	06-MAY-2008 14:42:18	Bright	36.000	111	8Eta Boo	2.6800	6000.0	72	32329	No
207	GOM_NL__2PRFIN20080506_144757_000000352068_00211_32329_8095.N1	06-MAY-2008 14:47:57	Bright	34.500	152	12Alp2CVn	2.8900	11000.	69	32329	No
208	GOM_NL__2PRFIN20080506_145109_000000382068_00211_32329_8096.N1	06-MAY-2008 14:51:09	Bright	37.500	39	85Eta UMa	1.8540	24000.	75	32329	No
209	GOM_NL__2PRFIN20080506_145236_000000382068_00211_32329_8097.N1	06-MAY-2008 14:52:36	Bright	37.500	55	79Zet UMa	2.0600	10200.	75	32329	No
210	GOM_NL__2PRFIN20080506_145532_000000372068_00211_32329_8098.N1	06-MAY-2008 14:55:32	Bright	37.000	36	50Alp UMa	1.8000	6300.0	74	32329	No
211	GOM_NL__2PRFIN20080506_145837_000000392068_00211_32329_8099.N1	06-MAY-2008 14:58:37	Bright	39.000	60	7Bet UMi	2.0810	3950.0	78	32329	No
212	GOM_NL__2PRFIN20080506_150240_000000332068_00211_32329_8100.N1	06-MAY-2008 15:02:40	Bright	33.000	49	1Alp UMi	1.9900	6300.0	66	32329	No
213	GOM_NL__2PRFIN20080506_151046_000000342068_00211_32329_8101.N1	06-MAY-2008 15:10:46	Bright	34.000	76	27Gam Cas	2.3000	30000.	68	32329	No
214	GOM_NL__2PRFIN20080506_151202_000000482068_00211_32329_8102.N1	06-MAY-2008 15:12:02	Bright	47.500	68	18Alp Cas	2.2250	4500.0	95	32329	No
215	GOM_NL__2PRFIN20080506_152008_000000382068_00211_32329_8103.N1	06-MAY-2008 15:20:08	Bright	37.500	58	21Alp And	2.0730	11000.	75	32329	No
216	GOM_NL__2PRFIN20080506_153250_000000422068_00211_32329_8104.N1	06-MAY-2008 15:32:50	Dark	42.000	52	16Bet Cet	2.0370	4500.0	84	32329	No
217	GOM_NL__2PRFIN20080506_153823_000000432068_00211_32329_8105.N1	06-MAY-2008 15:38:23	Dark	43.000	18	24Alp PsA	1.1660	9700.0	86	32329	No
218	GOM_NL__2PRFIN20080506_154413_000000422068_00211_32329_8106.N1	06-MAY-2008 15:44:13	Dark	41.500	31	Alp Gru	1.7340	15200.	83	32329	No
219	GOM_NL__2PRFIN20080506_154632_000000382068_00212_32330_8122.N1	06-MAY-2008 15:46:32	Dark	38.000	148	Alp Tuc	2.8780	4100.0	76	32330	No

220	GOM_NL__2PRFIN20080506_154948_000000412068_00212_32330_8123.N1	06-MAY-2008 15:49:48	Dark	41.000	45	Alp Pav	1.9400	26000.	82	32330	No
221	GOM_NL__2PRFIN20080506_155557_000000442068_00212_32330_8124.N1	06-MAY-2008 15:55:57	Straylight	43.500	43	Alp TrA	1.9100	4250.0	87	32330	No
222	GOM_NL__2PRFIN20080506_155809_000000402068_00212_32330_8125.N1	06-MAY-2008 15:58:09	Straylight	40.000	134	Bet TrA	2.8100	6600.0	80	32330	No
223	GOM_NL__2PRFIN20080506_160004_000000472068_00212_32330_8126.N1	06-MAY-2008 16:00:04	Straylight	46.500	4	Alp1Cen	-0.010000	5800.0	93	32330	No
224	GOM_NL__2PRFIN20080506_160333_000000372068_00212_32330_8127.N1	06-MAY-2008 16:03:33	Straylight	37.000	78	Alp Lup	2.3040	28000.	74	32330	No
225	GOM_NL__2PRFIN20080506_160505_000000372068_00212_32330_8128.N1	06-MAY-2008 16:05:05	Straylight	37.000	81	Eta Cen	2.3560	28000.	74	32330	No
226	GOM_NL__2PRFIN20080506_160706_000000432068_00212_32330_8129.N1	06-MAY-2008 16:07:06	Tw_i_and_stray	43.000	54	5The Cen	2.0550	4500.0	86	32330	No
227	GOM_NL__2PRFIN20080506_161117_000000382068_00212_32330_8130.N1	06-MAY-2008 16:11:17	Bright	37.500	169	46Gam Hya	2.9910	4700.0	75	32330	No
228	GOM_NL__2PRFIN20080506_161434_000000382068_00212_32330_8131.N1	06-MAY-2008 16:14:34	Bright	38.000	15	67Alp Vir	0.97600	28000.	76	32330	No
229	GOM_NL__2PRFIN20080506_161742_000000362068_00212_32330_8132.N1	06-MAY-2008 16:17:42	Bright	35.500	121	29Gam Vir	2.7400	7200.0	71	32330	No
230	GOM_NL__2PRFIN20080506_162055_000000352068_00212_32330_8133.N1	06-MAY-2008 16:20:55	Bright	35.000	138	47Eps Vir	2.8280	4700.0	70	32330	No
231	GOM_NL__2PRFIN20080506_162253_000000362068_00212_32330_8134.N1	06-MAY-2008 16:22:53	Bright	36.000	111	8Eta Boo	2.6800	6000.0	72	32330	No
232	GOM_NL__2PRFIN20080506_162833_000000442068_00212_32330_8135.N1	06-MAY-2008 16:28:33	Bright	43.500	152	12Alp2CVn	2.8900	11000.	87	32330	No
233	GOM_NL__2PRFIN20080506_163145_000000372068_00212_32330_8136.N1	06-MAY-2008 16:31:45	Bright	37.000	39	85Eta UMa	1.8540	24000.	74	32330	No
234	GOM_NL__2PRFIN20080506_163312_000000352068_00212_32330_8137.N1	06-MAY-2008 16:33:12	Bright	35.000	55	79Zet UMa	2.0600	10200.	70	32330	No
235	GOM_NL__2PRFIN20080506_163609_000000372068_00212_32330_8138.N1	06-MAY-2008 16:36:09	Bright	36.500	36	50Alp UMa	1.8000	6300.0	73	32330	No
236	GOM_NL__2PRFIN20080506_163913_000000372068_00212_32330_8139.N1	06-MAY-2008 16:39:13	Bright	36.500	60	7Bet UMi	2.0810	3950.0	73	32330	No
237	GOM_NL__2PRFIN20080506_164316_000000362068_00212_32330_8140.N1	06-MAY-2008 16:43:16	Bright	36.000	49	1Alp UMi	1.9900	6300.0	72	32330	No
238	GOM_NL__2PRFIN20080506_165122_000000522068_00212_32330_8141.N1	06-MAY-2008 16:51:22	Bright	52.000	76	27Gam Cas	2.3000	30000.	104	32330	No
239	GOM_NL__2PRFIN20080506_165237_000000362068_00212_32330_8142.N1	06-MAY-2008 16:52:37	Bright	35.500	68	18Alp Cas	2.2250	4500.0	71	32330	No
240	GOM_NL__2PRFIN20080506_170044_000000492068_00212_32330_8143.N1	06-MAY-2008 17:00:44	Bright	48.500	58	21Alp And	2.0730	11000.	97	32330	No
241	GOM_NL__2PRFIN20080506_171326_000000412068_00212_32330_8144.N1	06-MAY-2008 17:13:26	Dark	40.500	52	16Bet Cet	2.0370	4500.0	81	32330	No
242	GOM_NL__2PRFIN20080506_171900_000000472068_00212_32330_8145.N1	06-MAY-2008 17:19:00	Dark	46.500	18	24Alp PsA	1.1660	9700.0	93	32330	No
243	GOM_NL__2PRFIN20080506_172450_000000402068_00212_32330_8146.N1	06-MAY-2008 17:24:50	Dark	39.500	31	Alp Gru	1.7340	15200.	79	32330	No
244	GOM_NL__2PRFIN20080506_172709_000000442068_00213_32331_8135.N1	06-MAY-2008 17:27:09	Dark	44.000	148	Alp Tuc	2.8780	4100.0	88	32331	No
245	GOM_NL__2PRFIN20080506_173024_000000412068_00213_32331_8136.N1	06-MAY-2008 17:30:24	Dark	41.000	45	Alp Pav	1.9400	26000.	82	32331	No
246	GOM_NL__2PRFIN20080506_173633_000000392068_00213_32331_8137.N1	06-MAY-2008 17:36:33	Straylight	39.000	43	Alp TrA	1.9100	4250.0	78	32331	No
247	GOM_NL__2PRFIN20080506_173845_000000382068_00213_32331_8138.N1	06-MAY-2008 17:38:45	Straylight	37.500	134	Bet TrA	2.8100	6600.0	75	32331	No
248	GOM_NL__2PRFIN20080506_174040_000000452068_00213_32331_8139.N1	06-MAY-2008 17:40:40	Straylight	45.000	4	Alp1Cen	-0.010000	5800.0	90	32331	No
249	GOM_NL__2PRFIN20080506_174410_000000382068_00213_32331_8140.N1	06-MAY-2008 17:44:10	Straylight	37.500	78	Alp Lup	2.3040	28000.	75	32331	No
250	GOM_NL__2PRFIN20080506_174541_000000402068_00213_32331_8141.N1	06-MAY-2008 17:45:41	Straylight	39.500	81	Eta Cen	2.3560	28000.	79	32331	No
251	GOM_NL__2PRFIN20080506_174742_000000432068_00213_32331_8142.N1	06-MAY-2008 17:47:42	Tw_i_and_stray	43.000	54	5The Cen	2.0550	4500.0	86	32331	No
252	GOM_NL__2PRFIN20080506_175154_000000382068_00213_32331_8143.N1	06-MAY-2008 17:51:54	Bright	38.000	169	46Gam Hya	2.9910	4700.0	76	32331	No
253	GOM_NL__2PRFIN20080506_175510_000000382068_00213_32331_8144.N1	06-MAY-2008 17:55:10	Bright	37.500	15	67Alp Vir	0.97600	28000.	75	32331	No
254	GOM_NL__2PRFIN20080506_175819_000000372068_00213_32331_8145.N1	06-MAY-2008 17:58:19	Bright	36.500	121	29Gam Vir	2.7400	7200.0	73	32331	No
255	GOM_NL__2PRFIN20080506_180131_000000352068_00213_32331_8146.N1	06-MAY-2008 18:01:31	Bright	35.000	138	47Eps Vir	2.8280	4700.0	70	32331	No
256	GOM_NL__2PRFIN20080506_180329_000000382068_00213_32331_8147.N1	06-MAY-2008 18:03:29	Bright	37.500	111	8Eta Boo	2.6800	6000.0	75	32331	No
257	GOM_NL__2PRFIN20080506_180909_000000342068_00213_32331_8148.N1	06-MAY-2008 18:09:09	Bright	34.000	152	12Alp2CVn	2.8900	11000.	68	32331	No
258	GOM_NL__2PRFIN20080506_181221_000000382068_00213_32331_8149.N1	06-MAY-2008 18:12:21	Bright	37.500	39	85Eta UMa	1.8540	24000.	75	32331	No
259	GOM_NL__2PRFIN20080506_181348_000000382068_00213_32331_8150.N1	06-MAY-2008 18:13:48	Bright	37.500	55	79Zet UMa	2.0600	10200.	75	32331	No
260	GOM_NL__2PRFIN20080506_181645_000000342068_00213_32331_8151.N1	06-MAY-2008 18:16:45	Bright	33.500	36	50Alp UMa	1.8000	6300.0	67	32331	No
261	GOM_NL__2PRFIN20080506_181949_000000362068_00213_32331_8152.N1	06-MAY-2008 18:19:49	Bright	36.000	60	7Bet UMi	2.0810	3950.0	72	32331	No
262	GOM_NL__2PRFIN20080506_182351_000000372068_00213_32331_8153.N1	06-MAY-2008 18:23:51	Bright	36.500	49	1Alp UMi	1.9900	6300.0	73	32331	No
263	GOM_NL__2PRFIN20080506_183158_000000332068_00213_32331_8154.N1	06-MAY-2008 18:31:58	Bright	33.000	76	27Gam Cas	2.3000	30000.	66	32331	No
264	GOM_NL__2PRFIN20080506_183314_000000462068_00213_32331_8155.N1	06-MAY-2008 18:33:14	Bright	46.000	68	18Alp Cas	2.2250	4500.0	92	32331	No
265	GOM_NL__2PRFIN20080506_184120_000000542068_00213_32331_8156.N1	06-MAY-2008 18:41:20	Bright	54.000	58	21Alp And	2.0730	11000.	108	32331	No
266	GOM_NL__2PRFIN20080506_185403_000000442068_00213_32331_8157.N1	06-MAY-2008 18:54:03	Dark	44.000	52	16Bet Cet	2.0370	4500.0	88	32331	No
267	GOM_NL__2PRFIN20080506_185936_000000472068_00213_32331_8158.N1	06-MAY-2008 18:59:36	Dark	46.500	18	24Alp PsA	1.1660	9700.0	93	32331	No
268	GOM_NL__2PRFIN20080506_190527_000000432068_00213_32331_8159.N1	06-MAY-2008 19:05:27	Dark	42.500	31	Alp Gru	1.7340	15200.	85	32331	No
269	GOM_NL__2PRFIN20080506_190745_000000382068_00214_32332_8157.N1	06-MAY-2008 19:07:45	Dark	38.000	148	Alp Tuc	2.8780	4100.0	76	32332	No
270	GOM_NL__2PRFIN20080506_191101_000000422068_00214_32332_8158.N1	06-MAY-2008 19:11:01	Dark	41.500	45	Alp Pav	1.9400	26000.	83	32332	No
271	GOM_NL__2PRFIN20080506_191710_000000402068_00214_32332_8159.N1	06-MAY-2008 19:17:10	Straylight	40.000	43	Alp TrA	1.9100	4250.0	80	32332	No
272	GOM_NL__2PRFIN20080506_191922_000000372068_00214_32332_8160.N1	06-MAY-2008 19:19:22	Straylight	37.000	134	Bet TrA	2.8100	6600.0	74	32332	No
273	GOM_NL__2PRFIN20080506_192117_000000492068_00214_32332_8161.N1	06-MAY-2008 19:21:17	Straylight	48.500	4	Alp1Cen	-0.010000	5800.0	97	32332	No
274	GOM_NL__2PRFIN20080506_192446_000000392068_00214_32332_8162.N1	06-MAY-2008 19:24:46	Straylight	38.500	78	Alp Lup	2.3040	28000.	77	32332	No
275	GOM_NL__2PRFIN20080506_192617_000000412068_00214_32332_8163.N1	06-MAY-2008 19:26:17	Straylight	41.000	81	Eta Cen	2.3560	28000.	82	32332	No
276	GOM_NL__2PRFIN20080506_192818_000000432068_00214_32332_8164.N1	06-MAY-2008 19:28:18	Tw_i_and_stray	42.500	54	5The Cen	2.0550	4500.0	85	32332	No
277	GOM_NL__2PRFIN20080506_193230_000000382068_00214_32332_8165.N1	06-MAY-2008 19:32:30	Bright	37.500	169	46Gam Hya	2.9910	4700.0	75	32332	No
278	GOM_NL__2PRFIN20080506_193546_000000392068_00214_32332_8166.N1	06-MAY-2008 19:35:46	Bright	38.500	15	67Alp Vir	0.97600	28000.	77	32332	No

279	GOM_NL__2PRFIN20080506_193855_000000362068_00214_32332_8167.N1	06-MAY-2008 19:38:55	Bright	35.500	121	29Gam Vir	2.7400	7200.0	71	32332	No
280	GOM_NL__2PRFIN20080506_194207_000000352068_00214_32332_8168.N1	06-MAY-2008 19:42:07	Bright	35.000	138	47Eps Vir	2.8280	4700.0	70	32332	No
281	GOM_NL__2PRFIN20080506_194405_000000362068_00214_32332_8169.N1	06-MAY-2008 19:44:05	Bright	36.000	111	8Eta Boo	2.6800	6000.0	72	32332	No
282	GOM_NL__2PRFIN20080506_194945_000000352068_00214_32332_8170.N1	06-MAY-2008 19:49:45	Bright	34.500	152	12Alp2CVn	2.8900	11000.	69	32332	No
283	GOM_NL__2PRFIN20080506_195257_000000372068_00214_32332_8171.N1	06-MAY-2008 19:52:57	Bright	37.000	39	85Eta UMa	1.8540	24000.	74	32332	No
284	GOM_NL__2PRFIN20080506_195424_000000382068_00214_32332_8172.N1	06-MAY-2008 19:54:24	Bright	37.500	55	79Zet UMa	2.0600	10200.	75	32332	No
285	GOM_NL__2PRFIN20080506_195721_000000372068_00214_32332_8173.N1	06-MAY-2008 19:57:21	Bright	36.500	36	50Alp UMa	1.8000	6300.0	73	32332	No
286	GOM_NL__2PRFIN20080506_200024_000000392068_00214_32332_8174.N1	06-MAY-2008 20:00:24	Bright	39.000	60	7Bet UMi	2.0810	3950.0	78	32332	No
287	GOM_NL__2PRFIN20080506_200427_000000372068_00214_32332_8175.N1	06-MAY-2008 20:04:27	Bright	36.500	49	1Alp UMi	1.9900	6300.0	73	32332	No
288	GOM_NL__2PRFIN20080506_201234_000000332068_00214_32332_8176.N1	06-MAY-2008 20:12:34	Bright	32.500	76	27Gam Cas	2.3000	30000.	65	32332	No
289	GOM_NL__2PRFIN20080506_201349_000000332068_00214_32332_8177.N1	06-MAY-2008 20:13:49	Bright	33.000	68	18Alp Cas	2.2250	4500.0	66	32332	No
290	GOM_NL__2PRFIN20080506_202156_000000442068_00214_32332_8178.N1	06-MAY-2008 20:21:56	Bright	43.500	58	21Alp And	2.0730	11000.	87	32332	No
291	GOM_NL__2PRFIN20080506_203439_000000432068_00214_32332_8179.N1	06-MAY-2008 20:34:39	Dark	43.000	52	16Bet Cet	2.0370	4500.0	86	32332	No
292	GOM_NL__2PRFIN20080506_204013_000000422068_00214_32332_8180.N1	06-MAY-2008 20:40:13	Dark	41.500	18	24Alp PsA	1.1660	9700.0	83	32332	No
293	GOM_NL__2PRFIN20080506_204603_000000422068_00214_32332_8181.N1	06-MAY-2008 20:46:03	Dark	42.000	31	Alp Gru	1.7340	15200.	84	32332	No
294	GOM_NL__2PRFIN20080506_204822_000000462068_00215_32333_8155.N1	06-MAY-2008 20:48:22	Dark	45.500	148	Alp Tuc	2.8780	4100.0	91	32333	No
295	GOM_NL__2PRFIN20080506_205138_000000412068_00215_32333_8156.N1	06-MAY-2008 20:51:38	Dark	41.000	45	Alp Pav	1.9400	26000.	82	32333	No
296	GOM_NL__2PRFIN20080506_205746_000000392068_00215_32333_8157.N1	06-MAY-2008 20:57:46	Straylight	38.500	43	Alp TrA	1.9100	4250.0	77	32333	No
297	GOM_NL__2PRFIN20080506_205958_000000372068_00215_32333_8158.N1	06-MAY-2008 20:59:58	Straylight	37.000	134	Bet TrA	2.8100	6600.0	74	32333	No
298	GOM_NL__2PRFIN20080506_210153_000000382068_00215_32333_8159.N1	06-MAY-2008 21:01:53	Straylight	38.000	4	Alp1Cen	-0.010000	5800.0	76	32333	No
299	GOM_NL__2PRFIN20080506_210522_000000392068_00215_32333_8160.N1	06-MAY-2008 21:05:22	Straylight	39.000	78	Alp Lup	2.3040	28000.	78	32333	No
300	GOM_NL__2PRFIN20080506_210654_000000412068_00215_32333_8161.N1	06-MAY-2008 21:06:54	Straylight	41.000	81	Eta Cen	2.3560	28000.	82	32333	No
301	GOM_NL__2PRFIN20080506_210854_000000452068_00215_32333_8162.N1	06-MAY-2008 21:08:54	Tw_i_and_stray	44.500	54	5The Cen	2.0550	4500.0	89	32333	No
302	GOM_NL__2PRFIN20080506_211306_000000372068_00215_32333_8163.N1	06-MAY-2008 21:13:06	Bright	37.000	169	46Gam Hya	2.9910	4700.0	74	32333	No
303	GOM_NL__2PRFIN20080506_211622_000000382068_00215_32333_8164.N1	06-MAY-2008 21:16:22	Bright	38.000	15	67Alp Vir	0.97600	28000.	76	32333	No
304	GOM_NL__2PRFIN20080506_211931_000000362068_00215_32333_8165.N1	06-MAY-2008 21:19:31	Bright	36.000	121	29Gam Vir	2.7400	7200.0	72	32333	No
305	GOM_NL__2PRFIN20080506_212243_000000352068_00215_32333_8166.N1	06-MAY-2008 21:22:43	Bright	35.000	138	47Eps Vir	2.8280	4700.0	70	32333	No
306	GOM_NL__2PRFIN20080506_212441_000000362068_00215_32333_8167.N1	06-MAY-2008 21:24:41	Bright	35.500	111	8Eta Boo	2.6800	6000.0	71	32333	No
307	GOM_NL__2PRFIN20080506_213021_000000342068_00215_32333_8168.N1	06-MAY-2008 21:30:21	Bright	34.000	152	12Alp2CVn	2.8900	11000.	68	32333	No
308	GOM_NL__2PRFIN20080506_213333_000000352068_00215_32333_8169.N1	06-MAY-2008 21:33:33	Bright	35.000	39	85Eta UMa	1.8540	24000.	70	32333	No
309	GOM_NL__2PRFIN20080506_213500_000000332068_00215_32333_8170.N1	06-MAY-2008 21:35:00	Bright	33.000	55	79Zet UMa	2.0600	10200.	66	32333	No
310	GOM_NL__2PRFIN20080506_213757_000000382068_00215_32333_8171.N1	06-MAY-2008 21:37:57	Bright	38.000	36	50Alp UMa	1.8000	6300.0	76	32333	No
311	GOM_NL__2PRFIN20080506_214100_000000392068_00215_32333_8172.N1	06-MAY-2008 21:41:00	Bright	39.000	60	7Bet UMi	2.0810	3950.0	78	32333	No
312	GOM_NL__2PRFIN20080506_214503_000000362068_00215_32333_8173.N1	06-MAY-2008 21:45:03	Bright	36.000	49	1Alp UMi	1.9900	6300.0	72	32333	No
313	GOM_NL__2PRFIN20080506_215310_000000522068_00215_32333_8174.N1	06-MAY-2008 21:53:10	Bright	52.000	76	27Gam Cas	2.3000	30000.	104	32333	No
314	GOM_NL__2PRFIN20080506_215426_000000522068_00215_32333_8175.N1	06-MAY-2008 21:54:26	Bright	52.000	68	18Alp Cas	2.2250	4500.0	104	32333	No
315	GOM_NL__2PRFIN20080506_220232_000000402068_00215_32333_8176.N1	06-MAY-2008 22:02:32	Bright	39.500	58	21Alp And	2.0730	11000.	79	32333	No
316	GOM_NL__2PRFIN20080506_221515_000000432068_00215_32333_8177.N1	06-MAY-2008 22:15:15	Dark	43.000	52	16Bet Cet	2.0370	4500.0	86	32333	No
317	GOM_NL__2PRFIN20080506_222050_000000472068_00215_32333_8178.N1	06-MAY-2008 22:20:50	Dark	47.000	18	24Alp PsA	1.1660	9700.0	94	32333	No
318	GOM_NL__2PRFIN20080506_222640_000000412068_00215_32333_8179.N1	06-MAY-2008 22:26:40	Dark	40.500	31	Alp Gru	1.7340	15200.	81	32333	No
319	GOM_NL__2PRFIN20080506_222858_000000392068_00216_32334_8178.N1	06-MAY-2008 22:28:58	Dark	38.500	148	Alp Tuc	2.8780	4100.0	77	32334	No
320	GOM_NL__2PRFIN20080506_223214_000000392068_00216_32334_8179.N1	06-MAY-2008 22:32:14	Dark	39.000	45	Alp Pav	1.9400	26000.	78	32334	No
321	GOM_NL__2PRFIN20080506_223822_000000382068_00216_32334_8180.N1	06-MAY-2008 22:38:22	Straylight	38.000	43	Alp TrA	1.9100	4250.0	76	32334	No
322	GOM_NL__2PRFIN20080506_224034_000000372068_00216_32334_8181.N1	06-MAY-2008 22:40:34	Straylight	36.500	134	Bet TrA	2.8100	6600.0	73	32334	No
323	GOM_NL__2PRFIN20080506_224229_000000442068_00216_32334_8182.N1	06-MAY-2008 22:42:29	Straylight	44.000	4	Alp1Cen	-0.010000	5800.0	88	32334	No
324	GOM_NL__2PRFIN20080506_224558_000000402068_00216_32334_8183.N1	06-MAY-2008 22:45:58	Straylight	39.500	78	Alp Lup	2.3040	28000.	79	32334	No
325	GOM_NL__2PRFIN20080506_224730_000000382068_00216_32334_8184.N1	06-MAY-2008 22:47:30	Straylight	37.500	81	Eta Cen	2.3560	28000.	75	32334	No
326	GOM_NL__2PRFIN20080506_224930_000000422068_00216_32334_8185.N1	06-MAY-2008 22:49:30	Tw_i_and_stray	42.000	54	5The Cen	2.0550	4500.0	84	32334	No
327	GOM_NL__2PRFIN20080506_225342_000000392068_00216_32334_8186.N1	06-MAY-2008 22:53:42	Bright	38.500	169	46Gam Hya	2.9910	4700.0	77	32334	No
328	GOM_NL__2PRFIN20080506_225658_000000382068_00216_32334_8187.N1	06-MAY-2008 22:56:58	Bright	37.500	15	67Alp Vir	0.97600	28000.	75	32334	No
329	GOM_NL__2PRFIN20080506_230007_000000342068_00216_32334_8188.N1	06-MAY-2008 23:00:07	Bright	34.000	121	29Gam Vir	2.7400	7200.0	68	32334	No
330	GOM_NL__2PRFIN20080506_230319_000000352068_00216_32334_8189.N1	06-MAY-2008 23:03:19	Bright	34.500	138	47Eps Vir	2.8280	4700.0	69	32334	No
331	GOM_NL__2PRFIN20080506_230517_000000352068_00216_32334_8190.N1	06-MAY-2008 23:05:17	Bright	35.000	111	8Eta Boo	2.6800	6000.0	70	32334	No
332	GOM_NL__2PRFIN20080506_231057_000000342068_00216_32334_8191.N1	06-MAY-2008 23:10:57	Bright	33.500	152	12Alp2CVn	2.8900	11000.	67	32334	No
333	GOM_NL__2PRFIN20080506_231408_000000382068_00216_32334_8192.N1	06-MAY-2008 23:14:08	Bright	38.000	39	85Eta UMa	1.8540	24000.	76	32334	No
334	GOM_NL__2PRFIN20080506_231536_000000352068_00216_32334_8193.N1	06-MAY-2008 23:15:36	Bright	34.500	55	79Zet UMa	2.0600	10200.	69	32334	No
335	GOM_NL__2PRFIN20080506_231834_000000382068_00216_32334_8194.N1	06-MAY-2008 23:18:34	Bright	37.500	36	50Alp UMa	1.8000	6300.0	75	32334	No
336	GOM_NL__2PRFIN20080506_232136_000000392068_00216_32334_8195.N1	06-MAY-2008 23:21:36	Bright	38.500	60	7Bet UMi	2.0810	3950.0	77	32334	No
337	GOM_NL__2PRFIN20080506_232539_000000362068_00216_32334_8196.N1	06-MAY-2008 23:25:39	Bright	35.500	49	1Alp UMi	1.9900	6300.0	71	32334	No

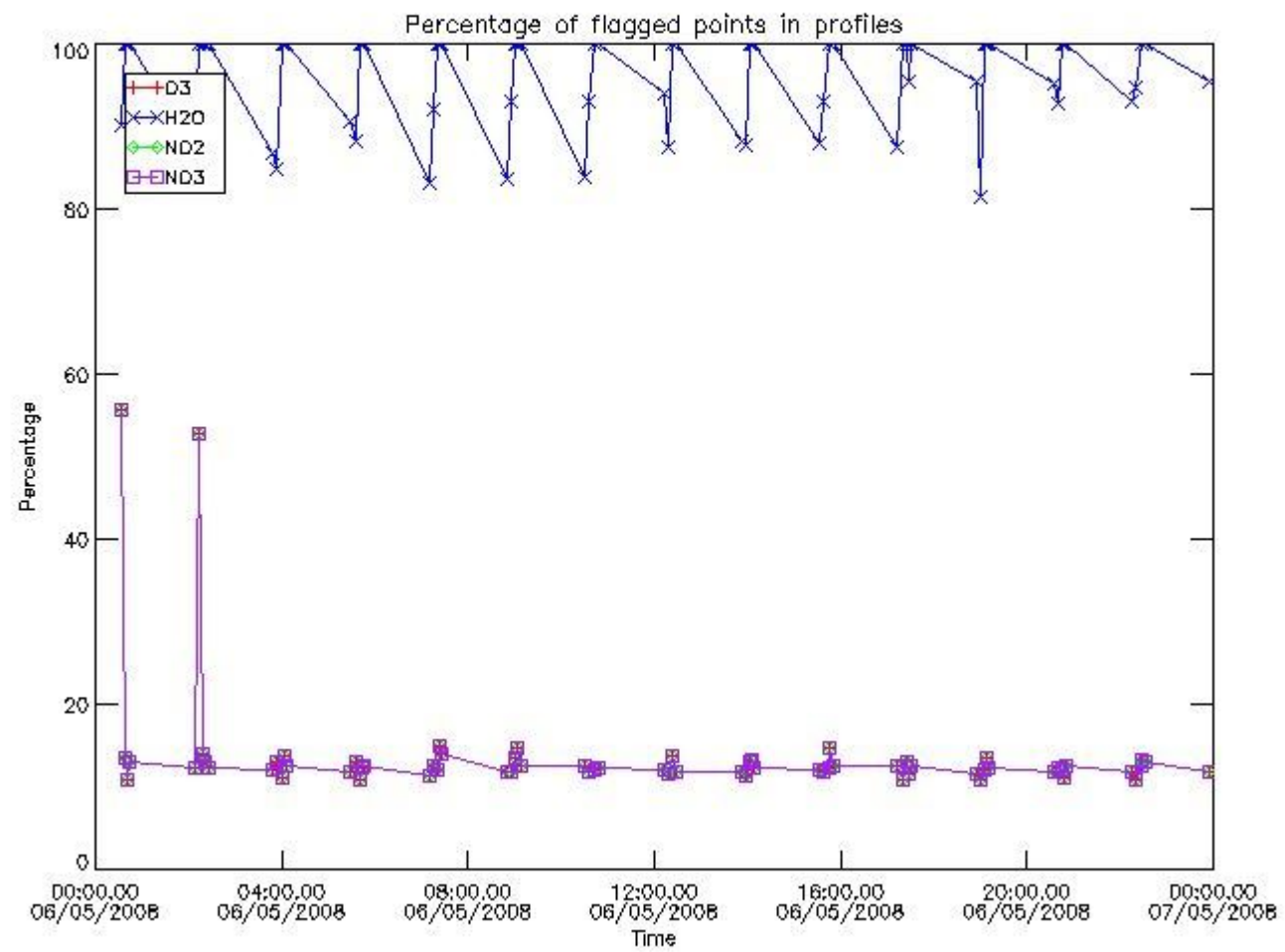


338	GOM_NL__2PRFIN20080506_233346_000000352068_00216_32334_8197.N1	06-MAY-2008 23:33:46	Bright	35.000	76	27Gam Cas	2.3000	30000.	70	32334	No
339	GOM_NL__2PRFIN20080506_233501_000000522068_00216_32334_8198.N1	06-MAY-2008 23:35:01	Bright	52.000	68	18Alp Cas	2.2250	4500.0	104	32334	No
340	GOM_NL__2PRFIN20080506_234308_000000362068_00216_32334_8199.N1	06-MAY-2008 23:43:08	Bright	35.500	58	21Alp And	2.0730	11000.	71	32334	No
341	GOM_NL__2PRFIN20080506_235551_000000432068_00216_32334_8200.N1	06-MAY-2008 23:55:51	Dark	43.000	52	16Bet Cet	2.0370	4500.0	86	32334	No

### 3. Quality information per product

In this section it is plotted some information contained in the Quality Summary data set of the level 2 products. Only products in dark limb conditions and without errors (error flag in the MPH set to "0") are used.

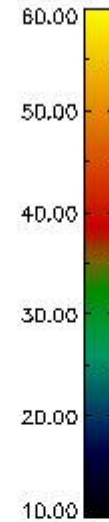
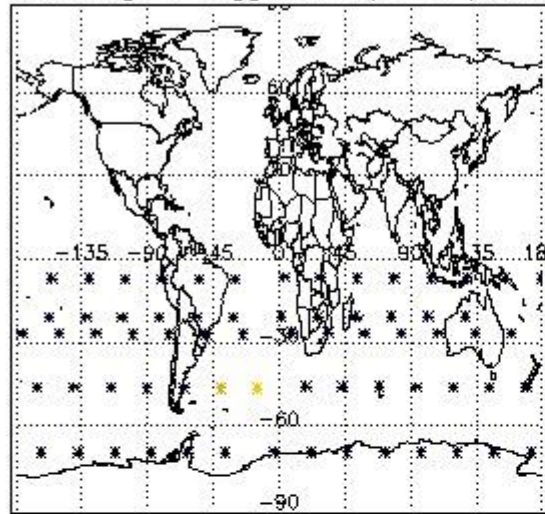
#### 3.1 Plot quality information per product (time dependant)



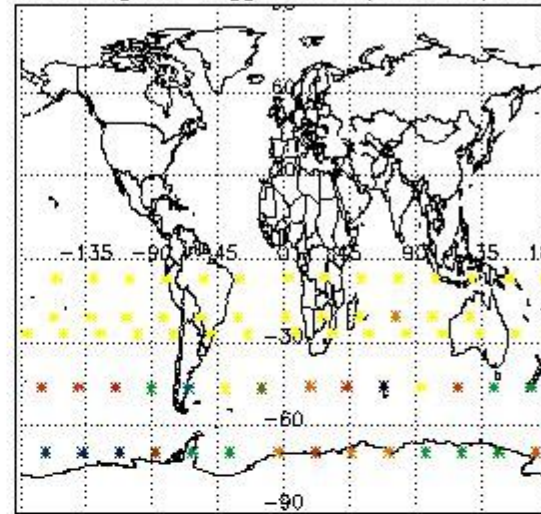
#### 3.2 Plot quality information per product (world map)




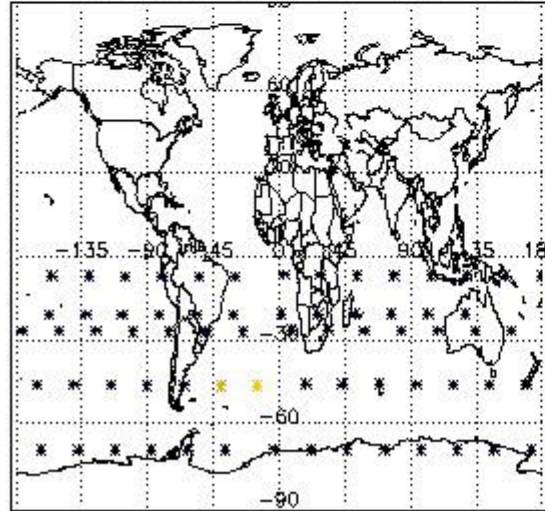
Percentage of flagged data per O3 profile



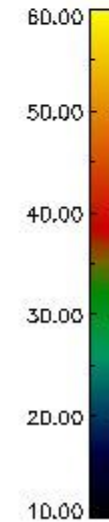
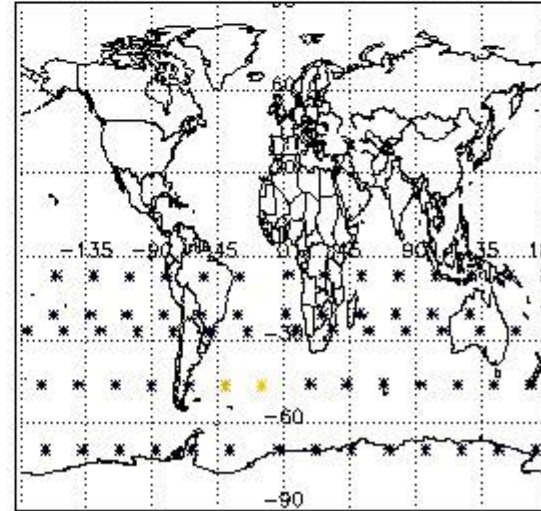
Percentage of flagged data per H2O profile



Percentage of flagged data per NO2 profile



Percentage of flagged data per NO3 profile

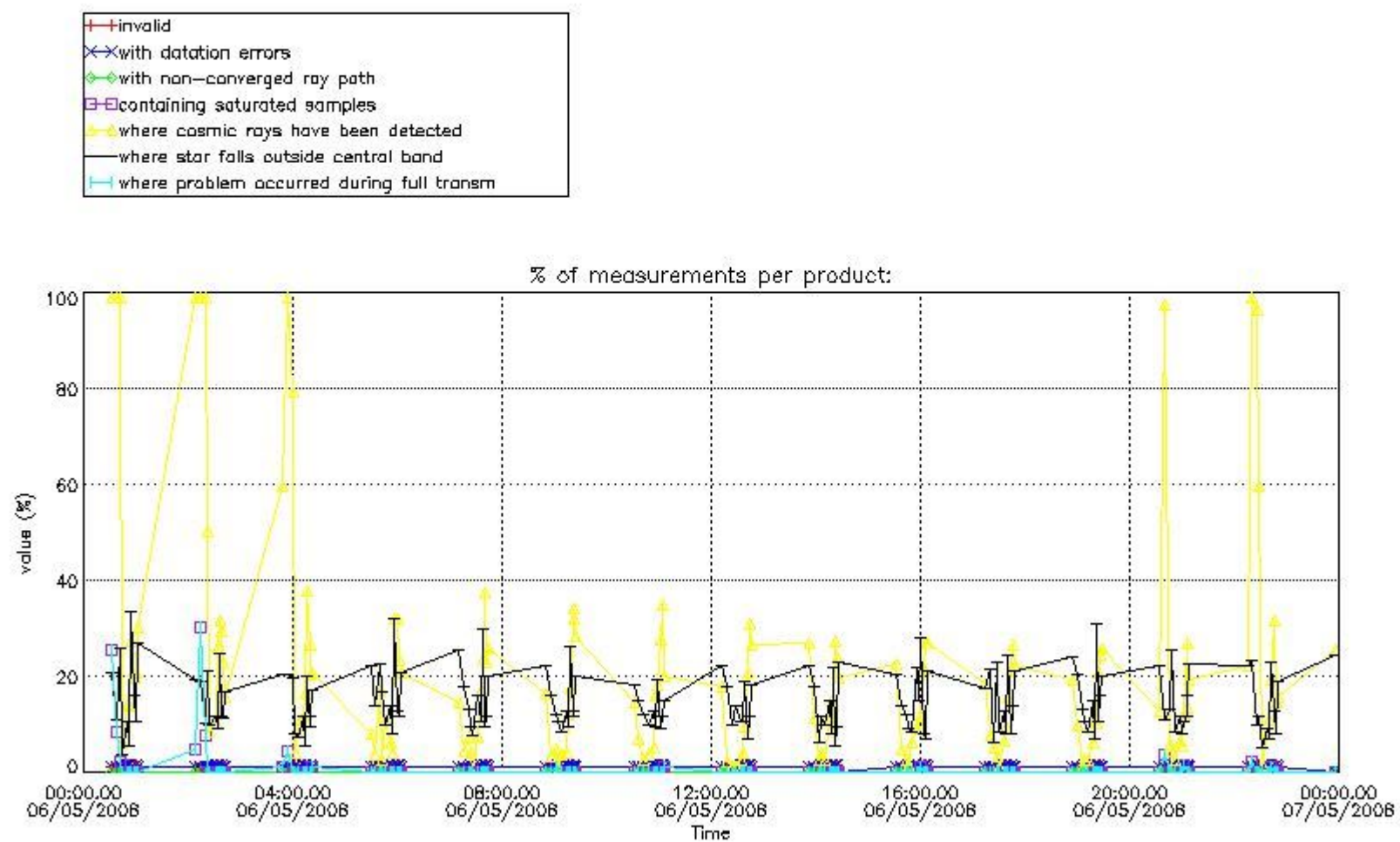


#### 4. Level 1 quality information per product

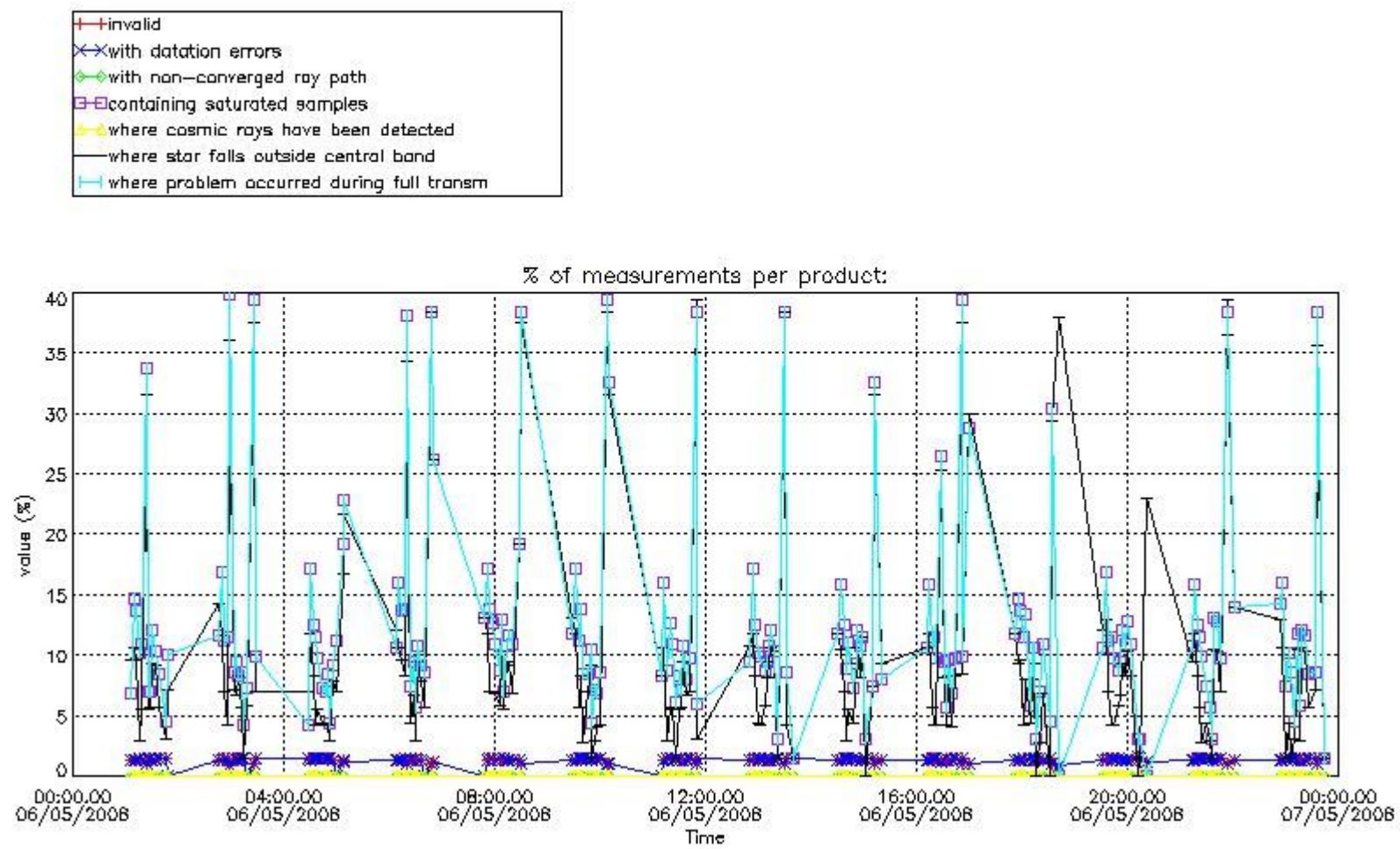
In this section it is plotted some information contained in the Quality Summary data set of the level 2 products that comes from the level 1b processing. Products without errors (error flag in the MPH set to "0") are used.

##### 4.1 Plot quality information per product (time dependant) coming from level 1b processing

###### 4.1.1 Plot level 1 quality information per product (time dependant): ENVISAT ASCENDING passes



4.1.2 Plot level 1 quality information per product (time dependant): ENVI SAT DESCENDING passes

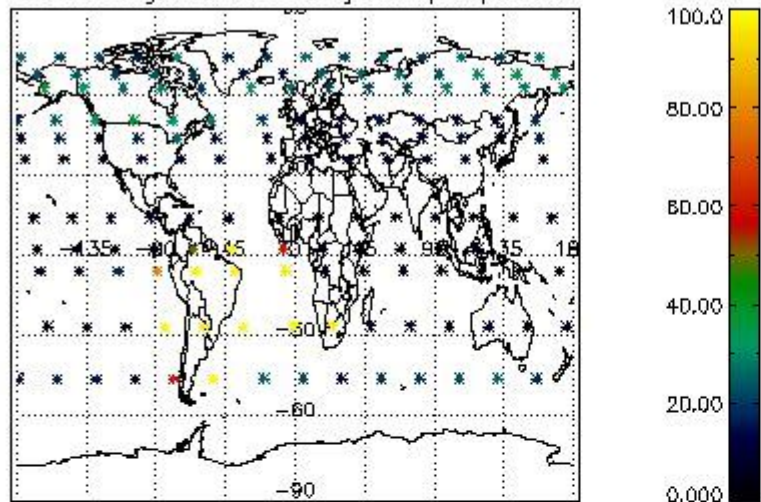


*4.2 Plot quality information per product coming from level 1b processing (world map)*

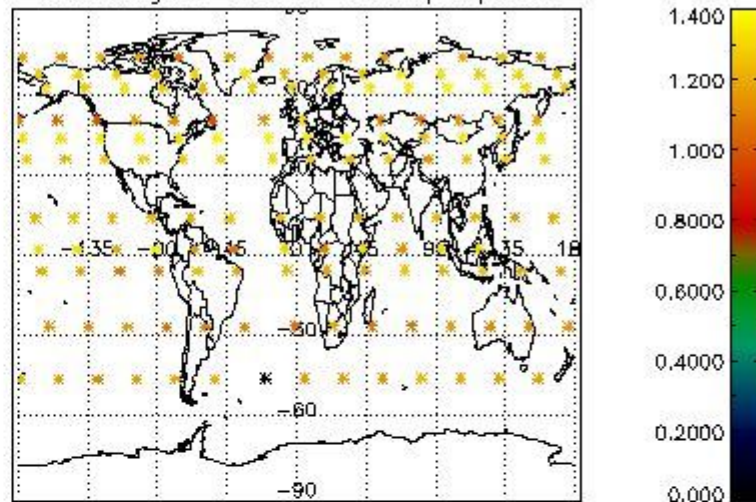
*4.2.1 Plot level 1 quality information per product (world map): ENVISAT ASCENDING passes*



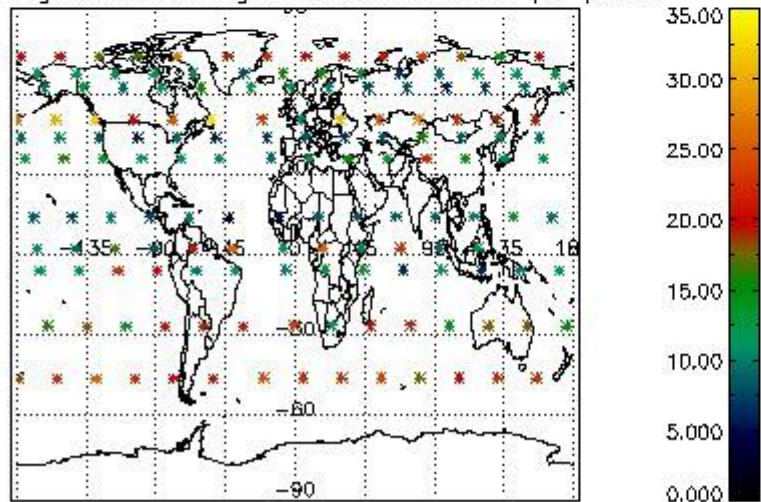
Percentage of cosmic ray hits per profile



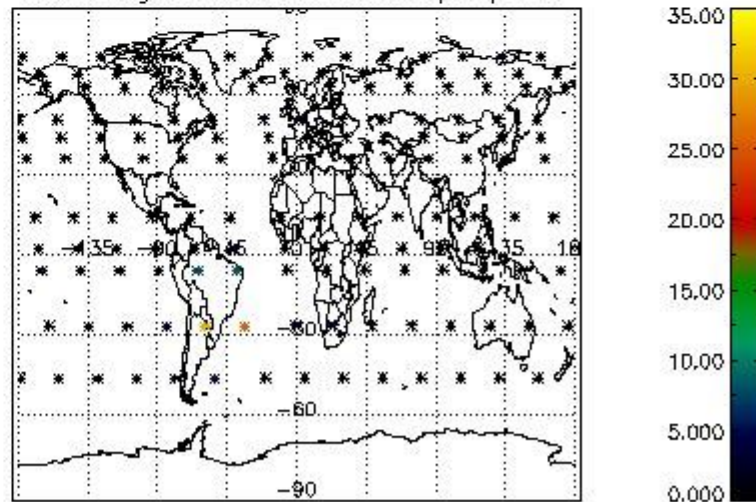
Percentage of datation errors per profile



Percentage of star falling outside central band per profile

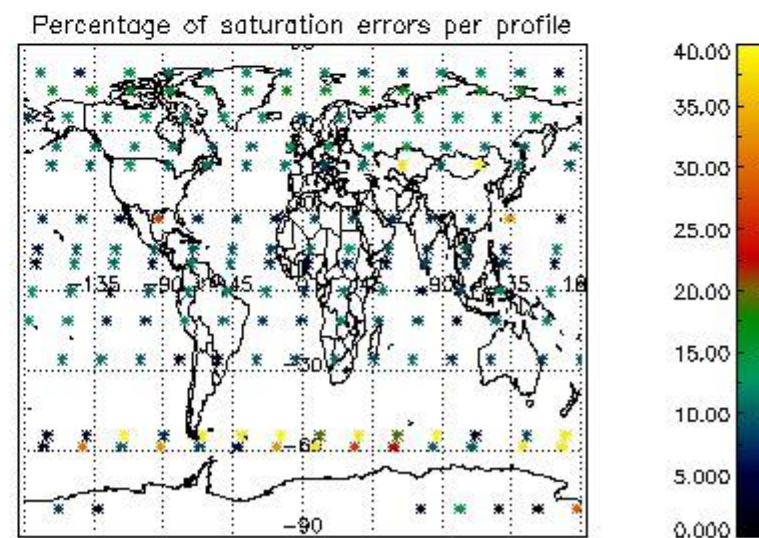
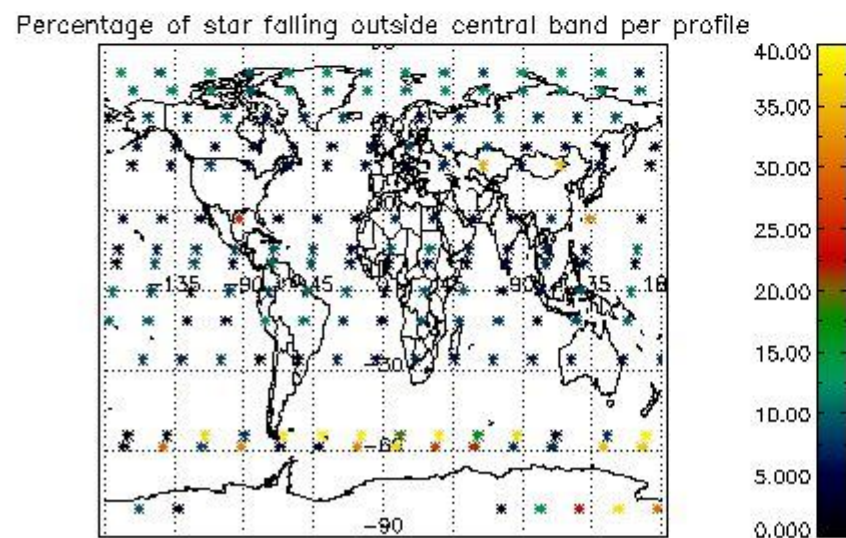
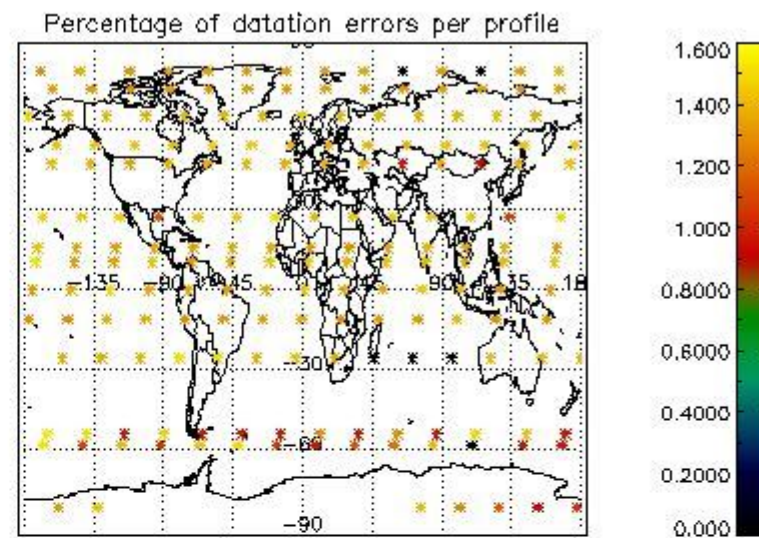
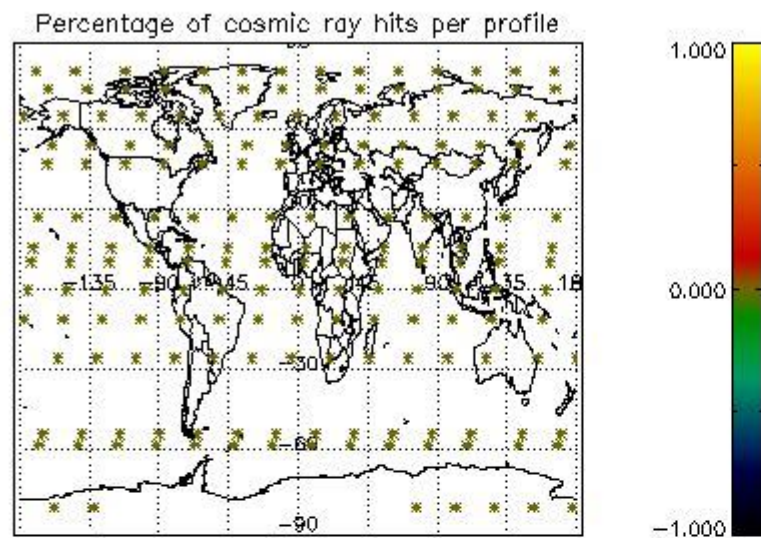


Percentage of saturation errors per profile



4.2.2 Plot level 1 quality information per product (world map): ENVISAT DESCENDING passes





## 5. Trace gas profiles

### 5.1 Ozone statistics based on quality of products

The final quality of the products can be "measured" using the STD (Standard Deviation) attached to every point profile. This information is written to the parameter GOM\_NL\_\_2P/NL\_LOCAL\_SPECIES\_DENSITY/o3\_std of the level 2 products. The table below shows the statistics for given STD ranges.

The statistics are given with respect to the overall valid production:

- Products without fatal errors: GOM\_NL\_\_2P/MPH/PRODUCT\_ERR=0
- Valid point profile: GOM\_NL\_\_2P/NL\_LOCAL\_SPECIES\_DENSITY/pcd(0)=0

The 'Criteria' is applied to valid points of dark limb products:

- Products in dark limb illumination condition: GOM\_NL\_\_2P/NL\_SUMMARY\_QUALITY/obs\_ill\_cond=0
- Products without fatal errors: GOM\_NL\_\_2P/MPH/PRODUCT\_ERR=0
- Valid point profile: GOM\_NL\_\_2P/NL\_LOCAL\_SPECIES\_DENSITY/pcd(0)=0

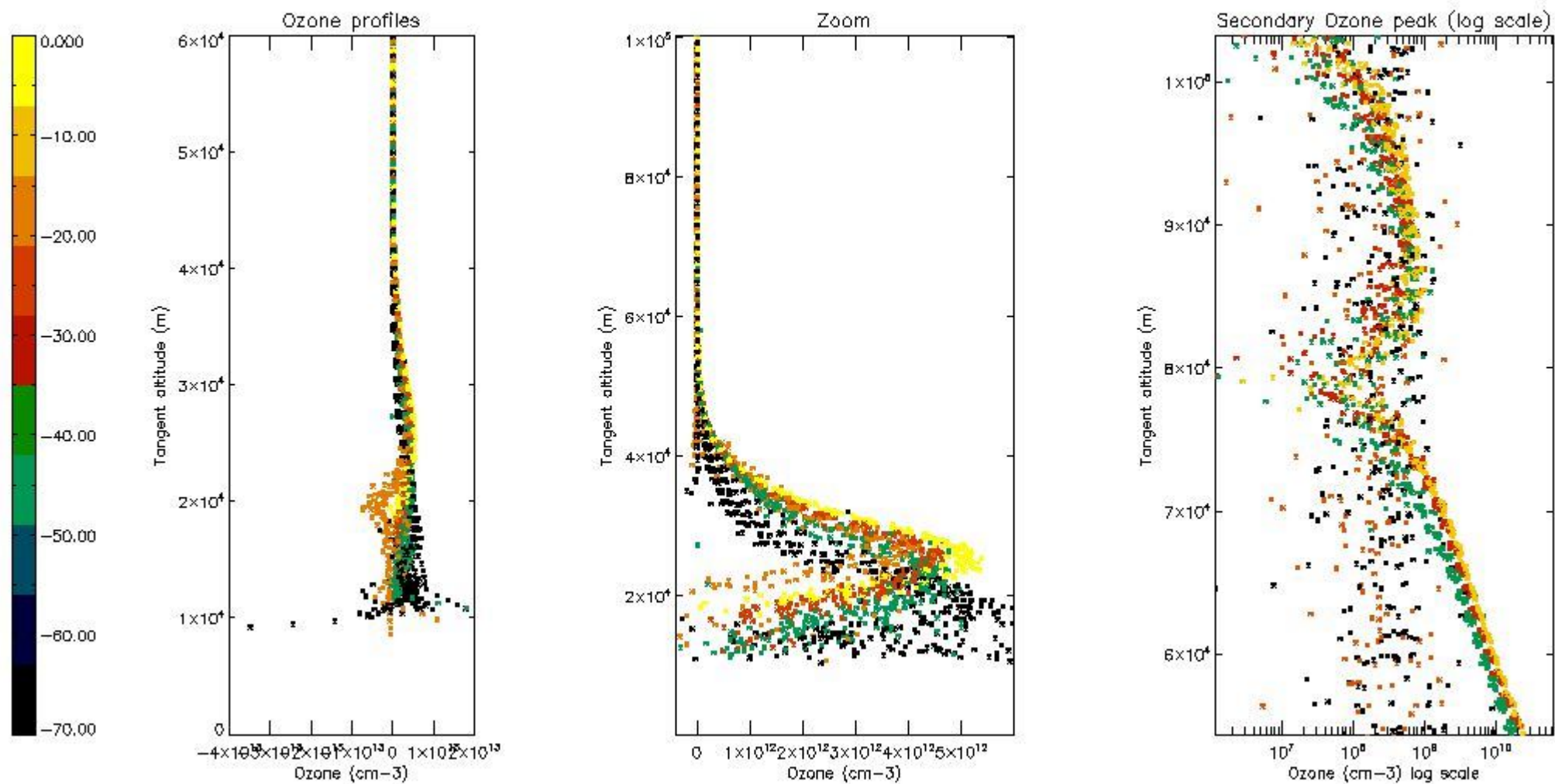
So, the table below shows the percentage of dark limb and valid observations for each criteria with respect to the overall valid daily observations.

Criteria	% of total production
All STD	22
STD < 20	12

STD < 10	9
STD < 5	6

5.2 Plot ozone profiles for all STD (dark without errors)

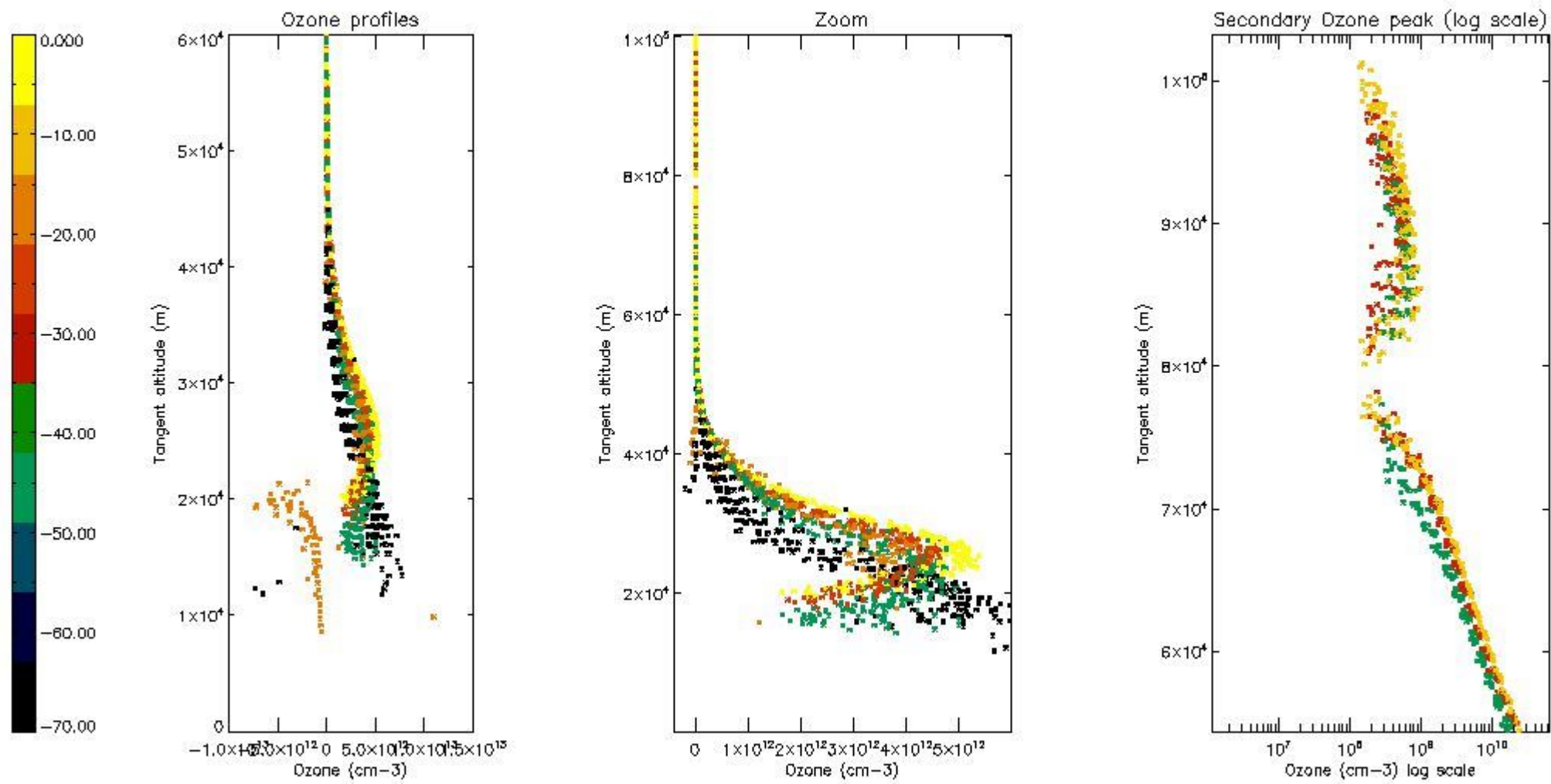
The colorbar represents the latitude.



5.3 Plot ozone profiles where STD < 20% (dark without errors)

The colorbar represents the latitude.

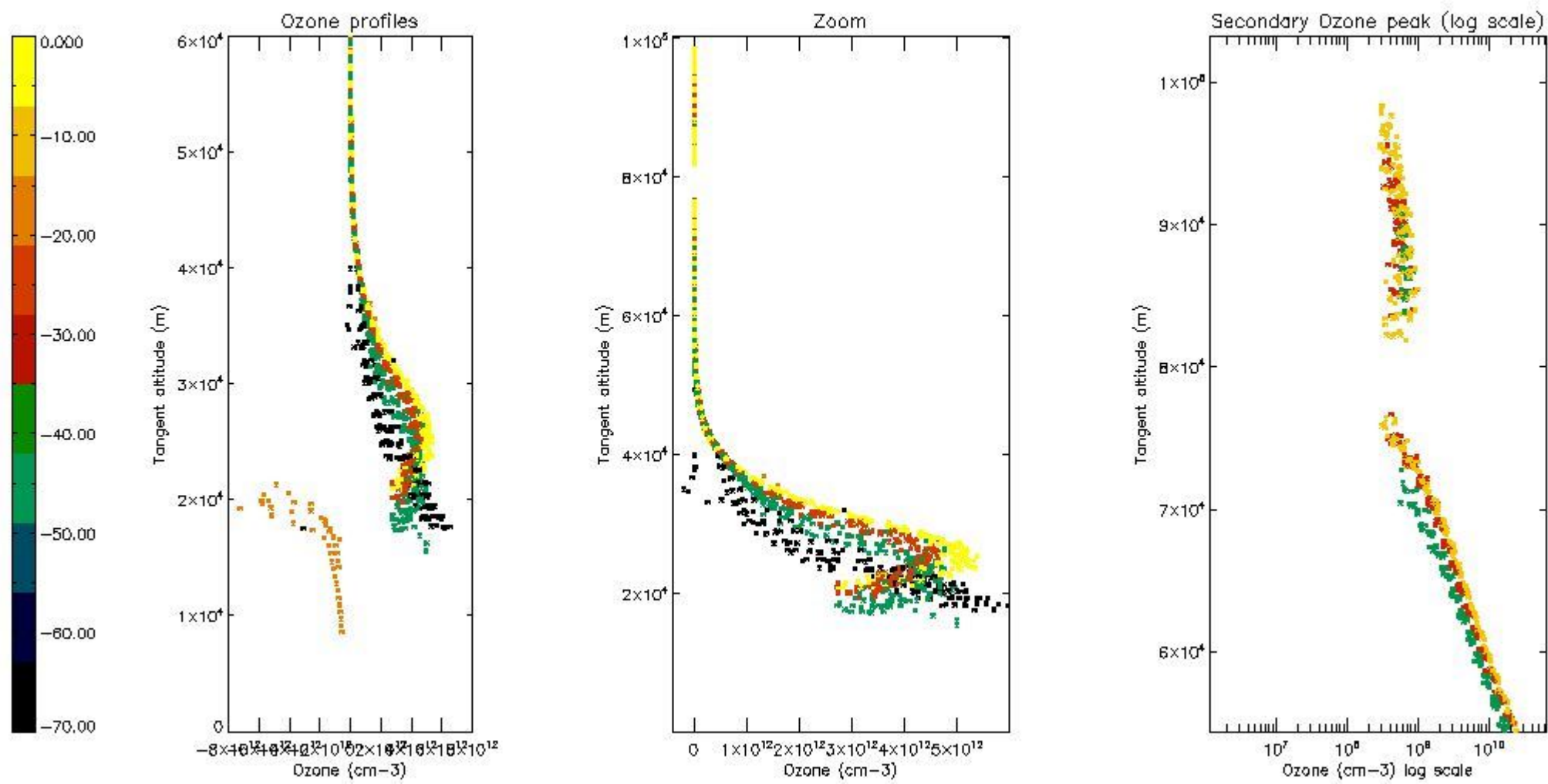




*5.4 Plot ozone profiles where STD < 10% (dark without errors)*

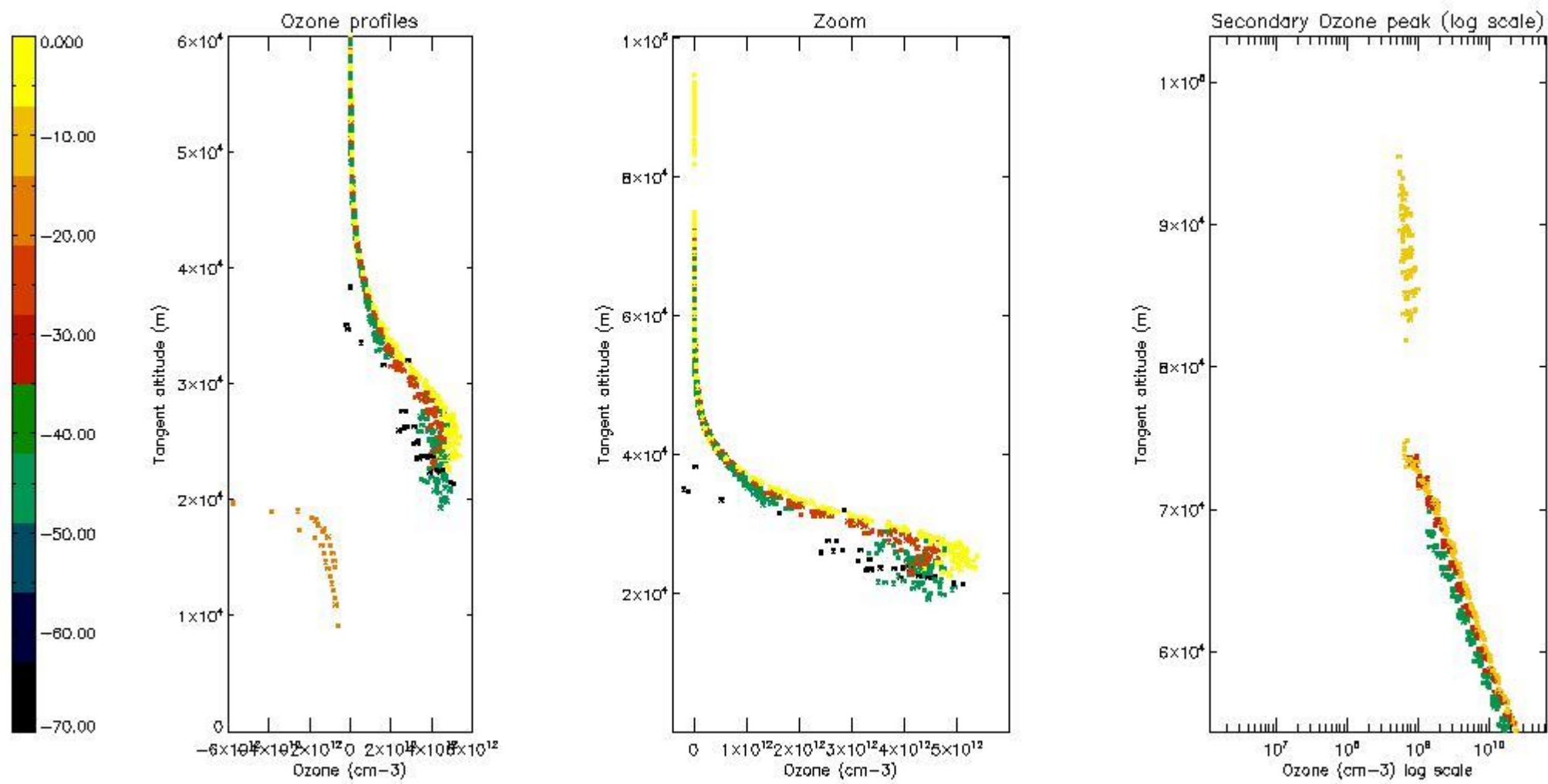
The colorbar represents the latitude.





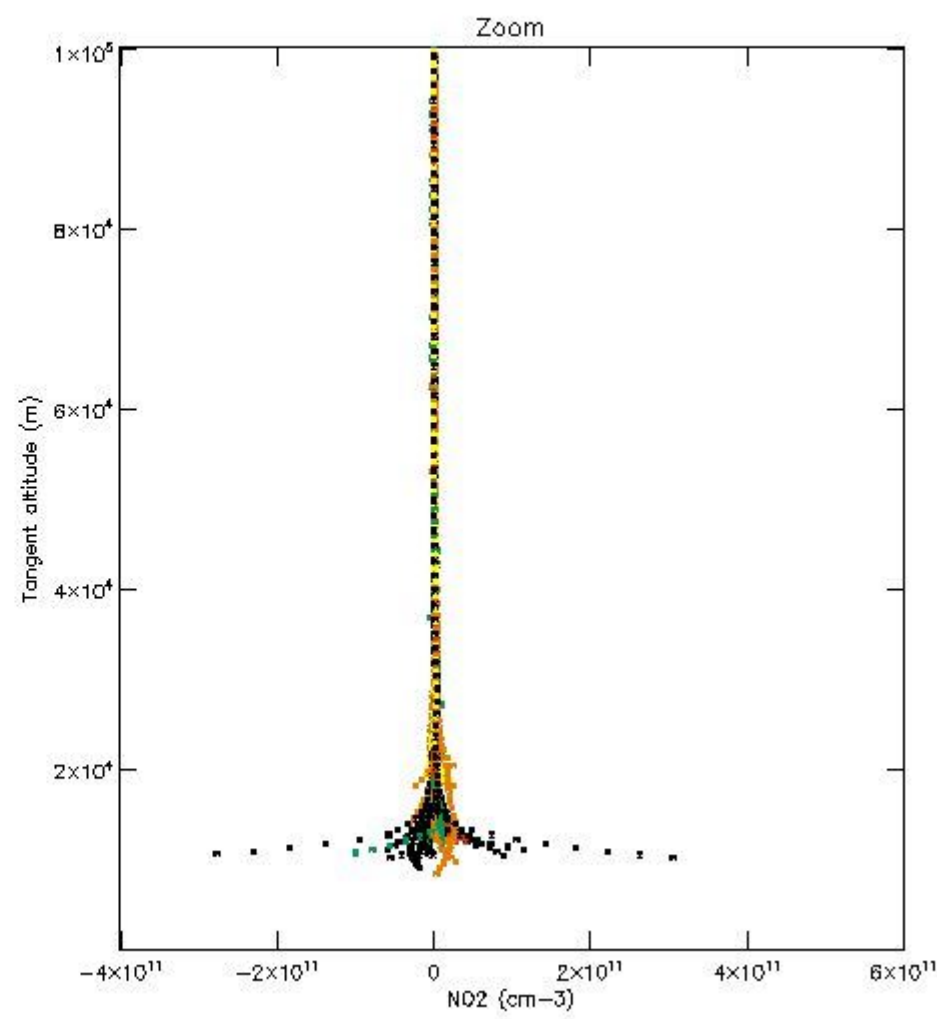
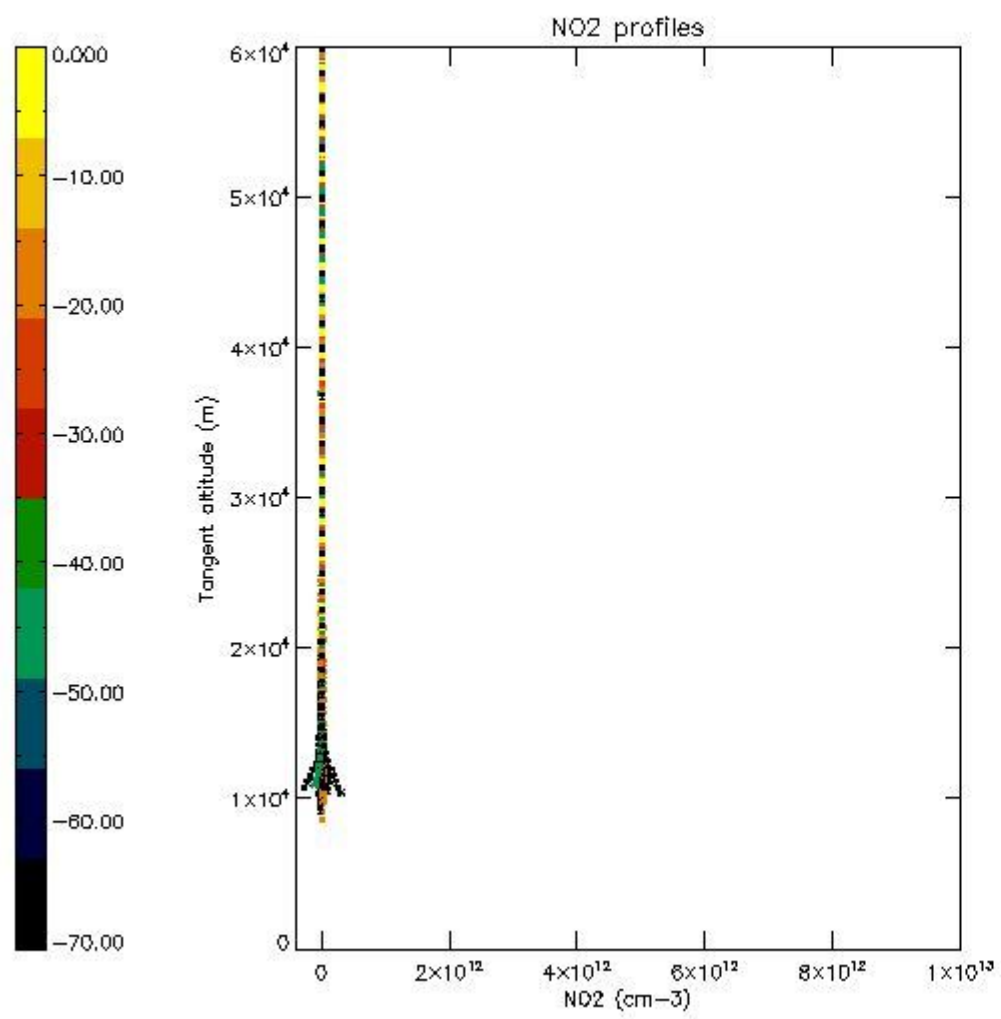
*5.5 Plot ozone profiles where STD < 5% (dark without errors)*

The colorbar represents the latitude.



*5.6 Plot NO<sub>2</sub> profiles for all STD (dark without errors)*

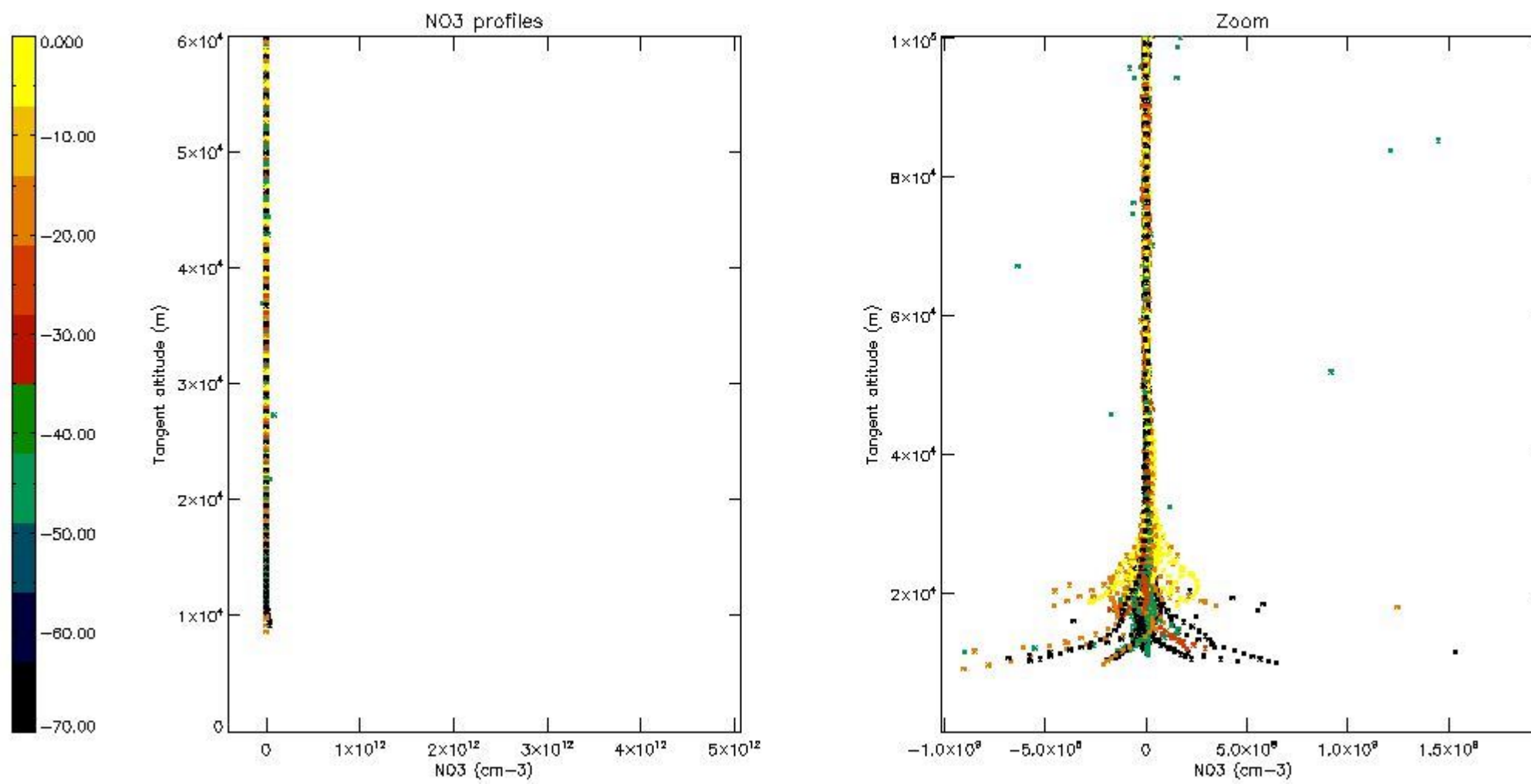
The colorbar represents the latitude.



*5.7 Plot NO3 profiles for all STD (dark without errors)*

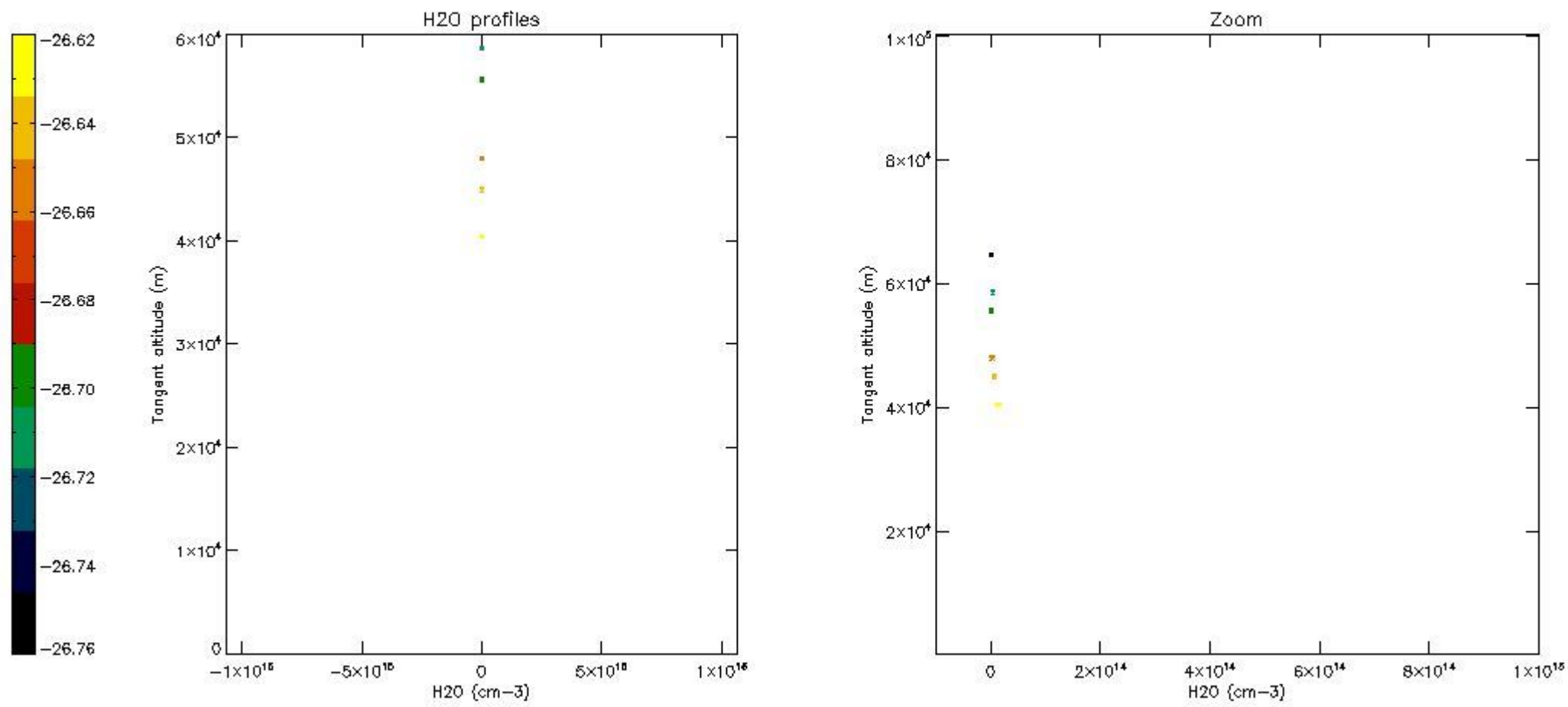
The colorbar represents the latitude.





5.8 Plot H2O profiles for all STD (only for occultations of stars 1,2,3,4,13,14,16,26,63 dark without errors)

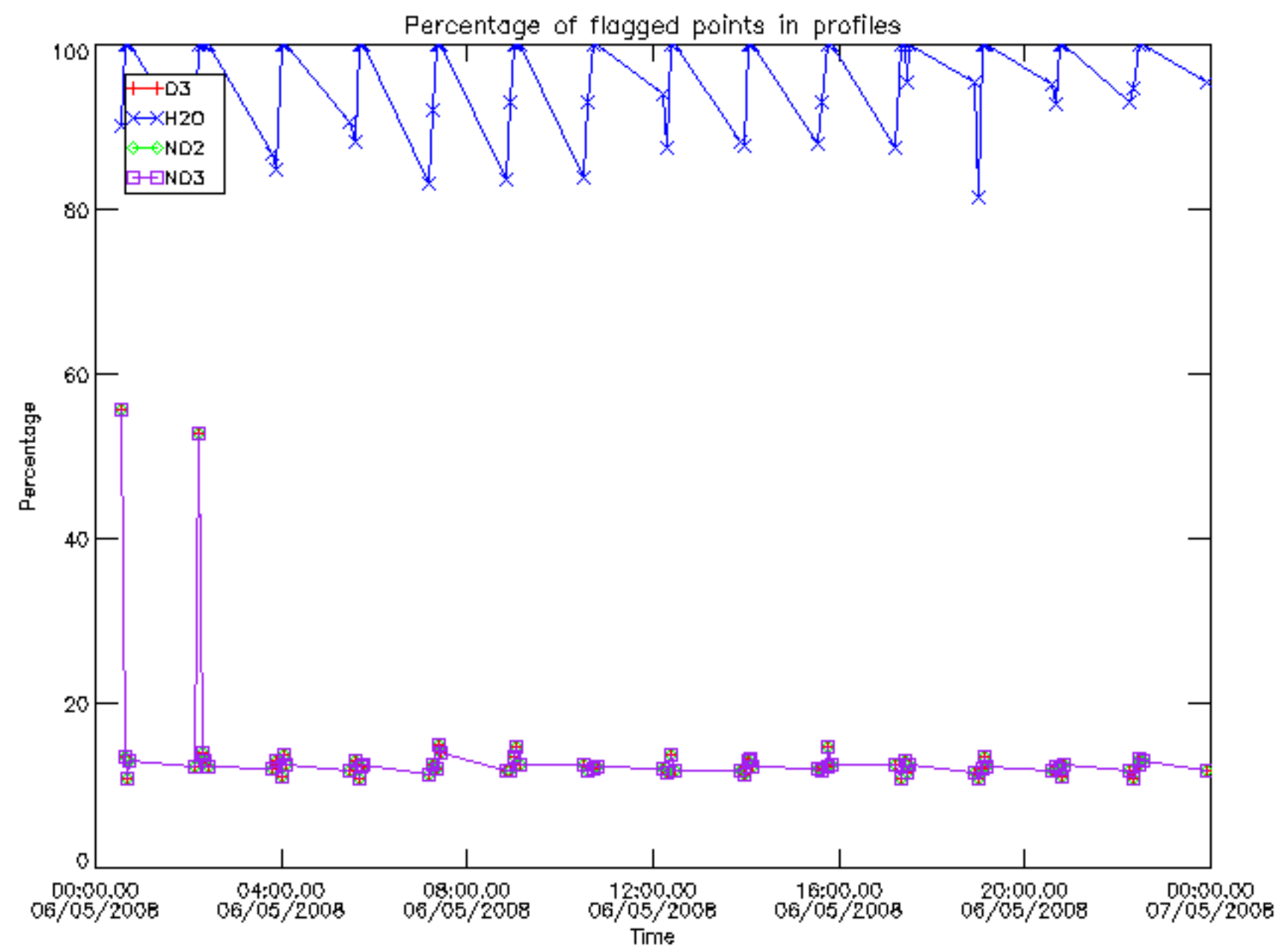
The colorbar represents the latitude.



## 6. Auxiliary Data Files used for the production reported in section 2

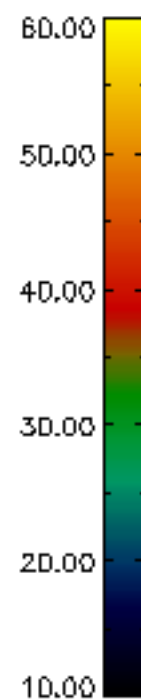
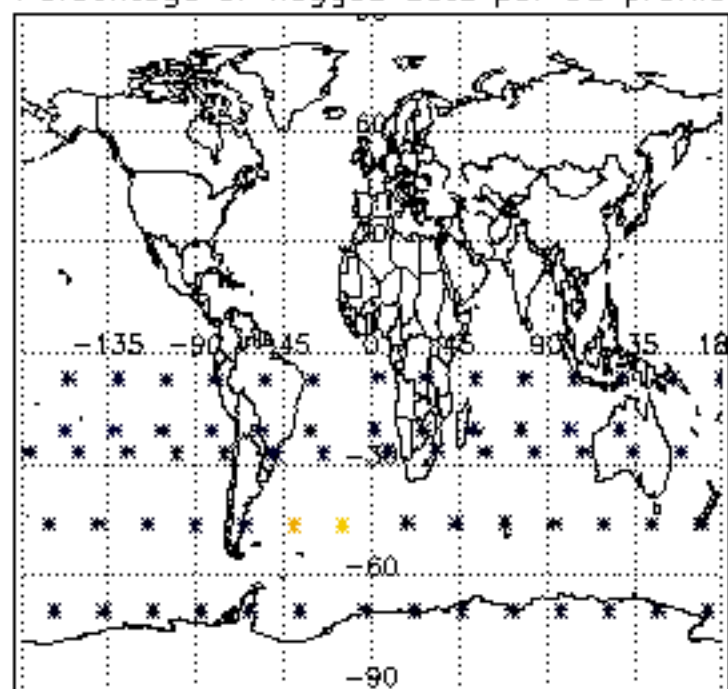
The number reported in the third column indicates since which file (see list in section 2) the corresponding auxiliary file has been used. The fourth column is the date of those product files.

Type	Auxiliary Filename	Used since product	Used since product date
INST_PHYS_CHARACTERISTICS	GOM_INS_AXVIEC20091111_143220_20030716_120000_20500101_000000	1	06-MAY-2008 00:32:54
LEVEL-2_PROC_CONFIG	GOM_PR2_AXVIEC20091111_152718_20020301_000000_20500101_000000	1	06-MAY-2008 00:32:54
CROSS_SECTIONS_FILE	GOM_CRS_AXVIEC20091111_154832_20020301_000000_20500101_000000	1	06-MAY-2008 00:32:54

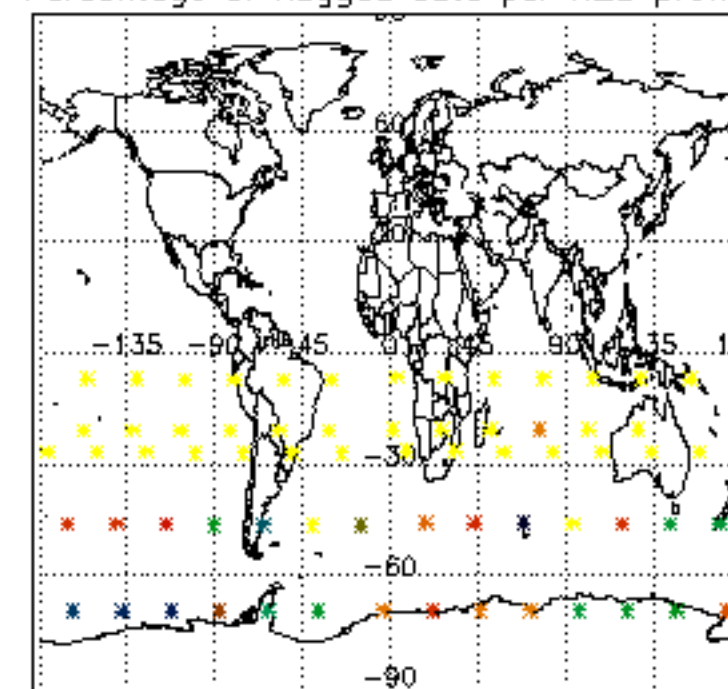




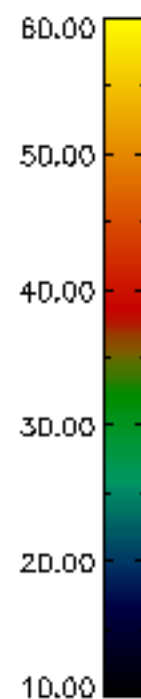
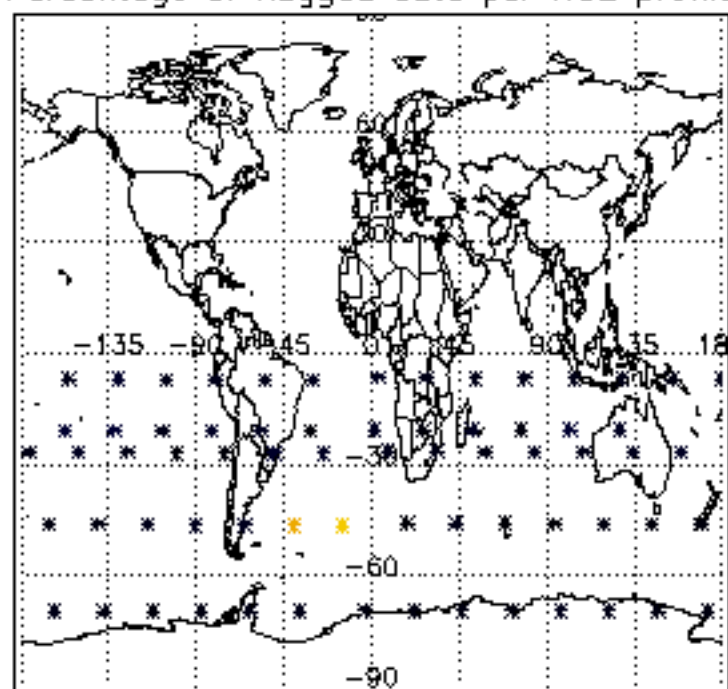
Percentage of flagged data per D3 profile



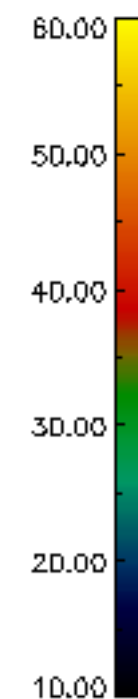
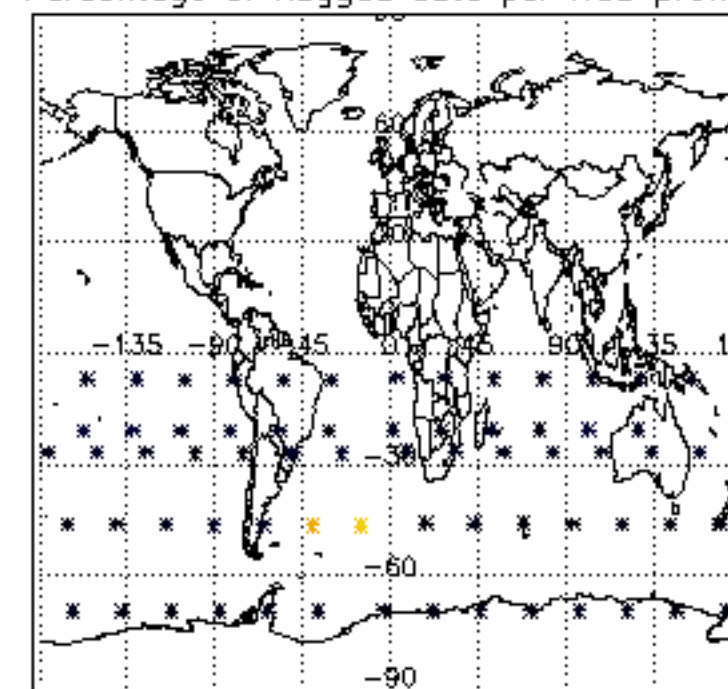
Percentage of flagged data per H2O profile

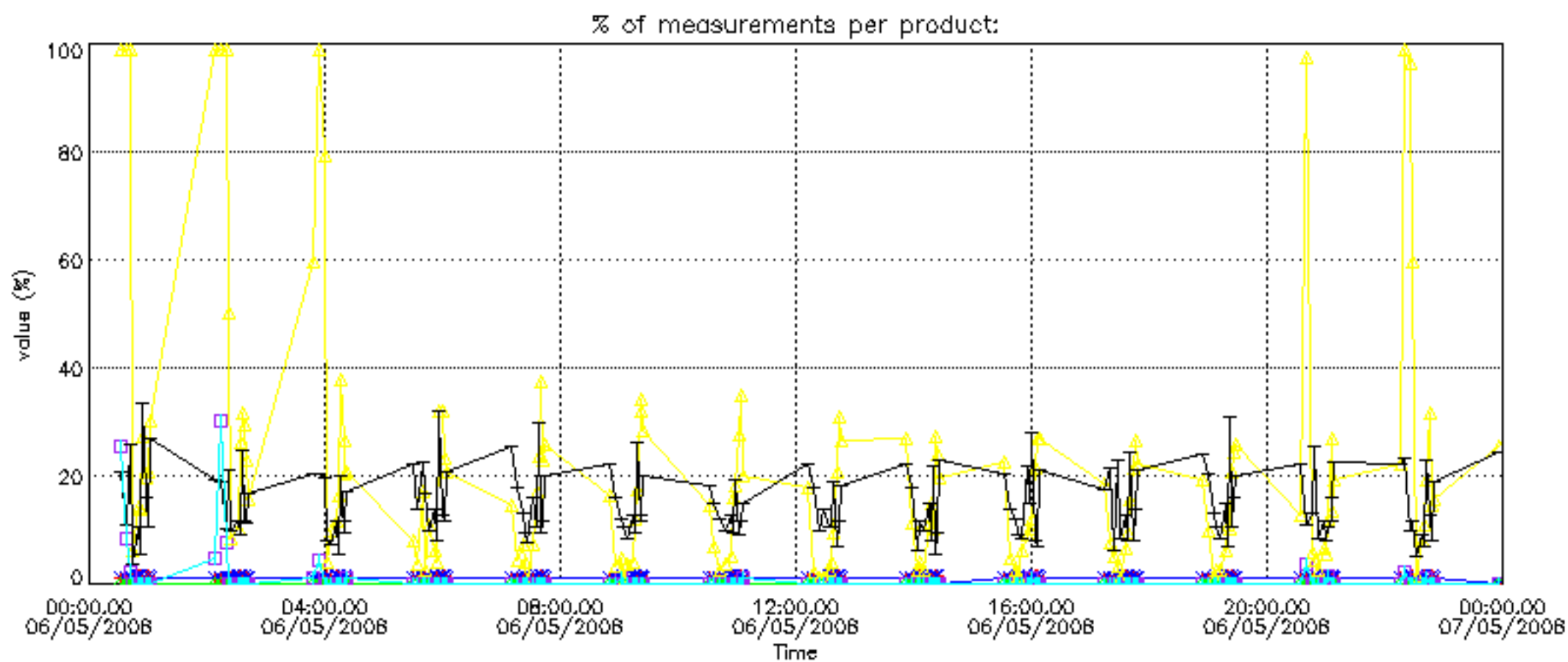


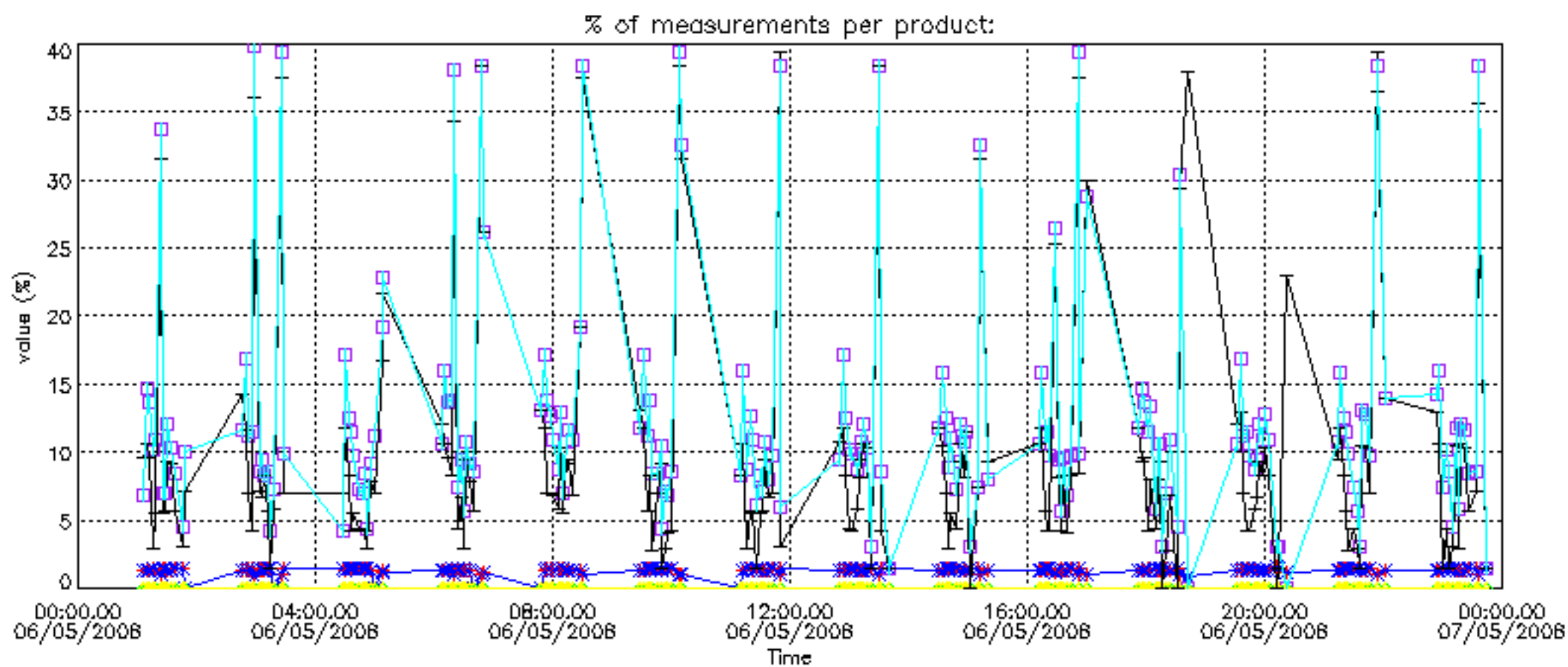
Percentage of flagged data per NO2 profile



Percentage of flagged data per NO3 profile

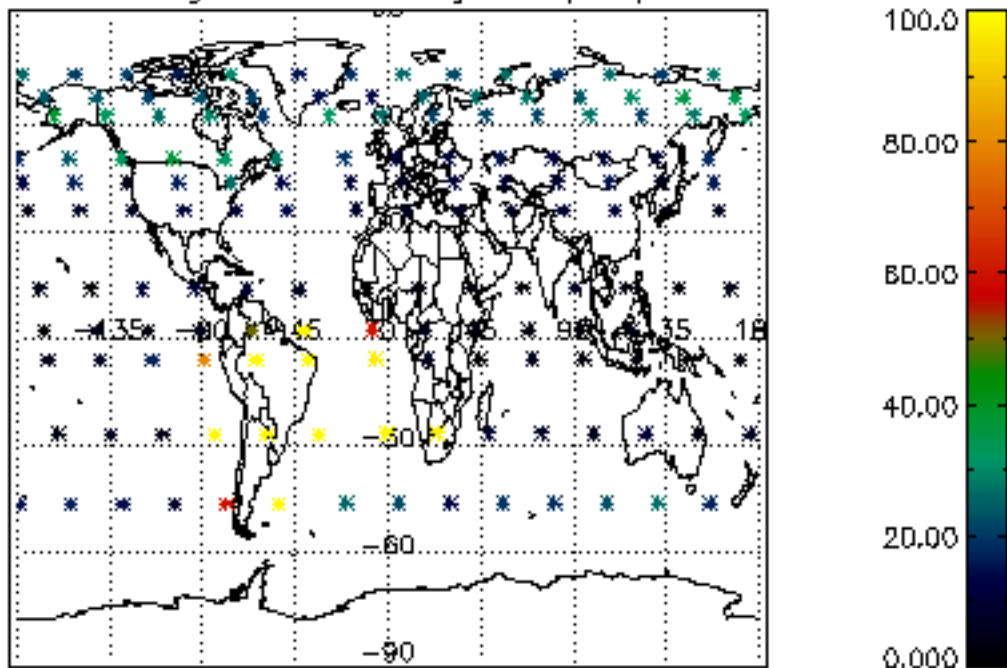




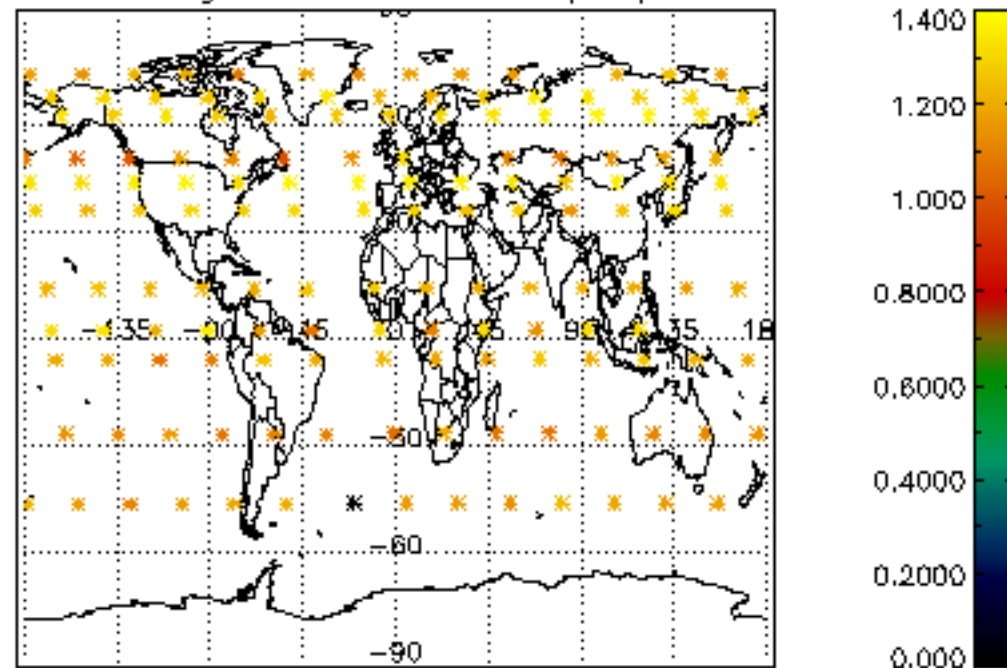




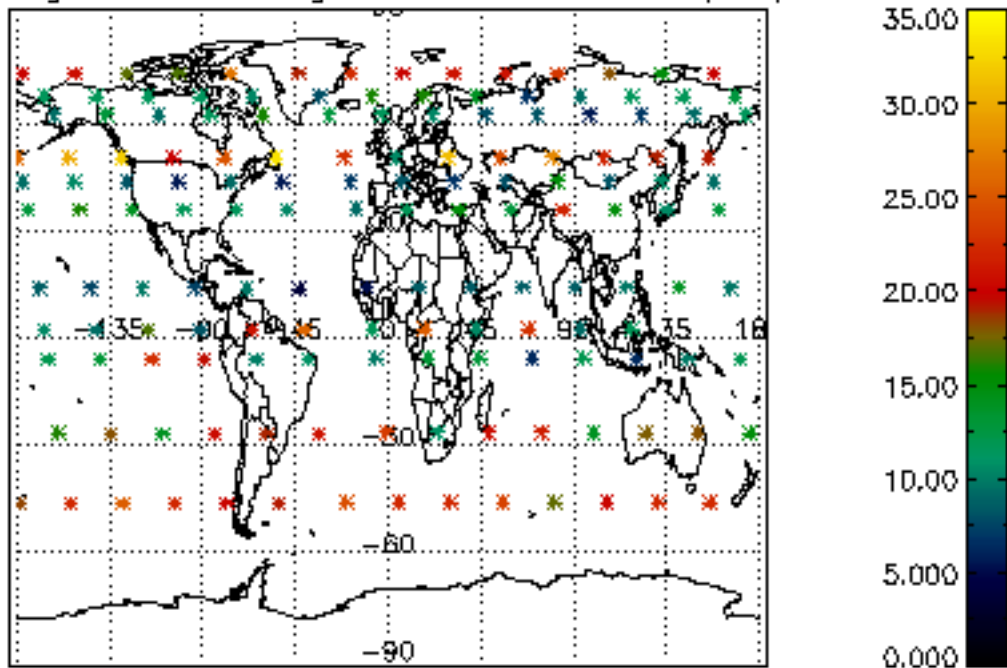
Percentage of cosmic ray hits per profile



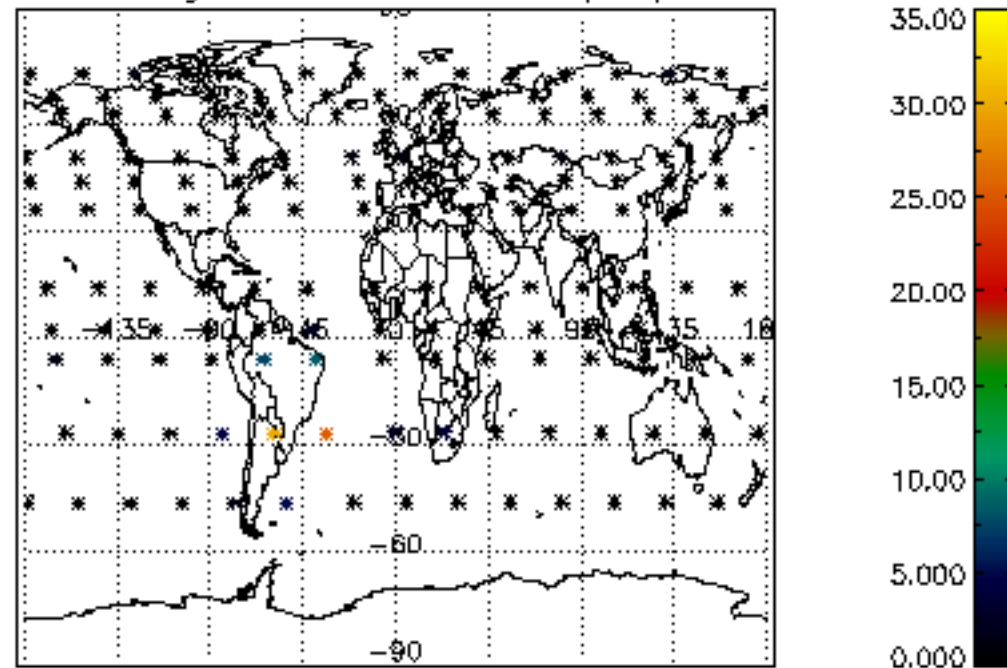
Percentage of datation errors per profile



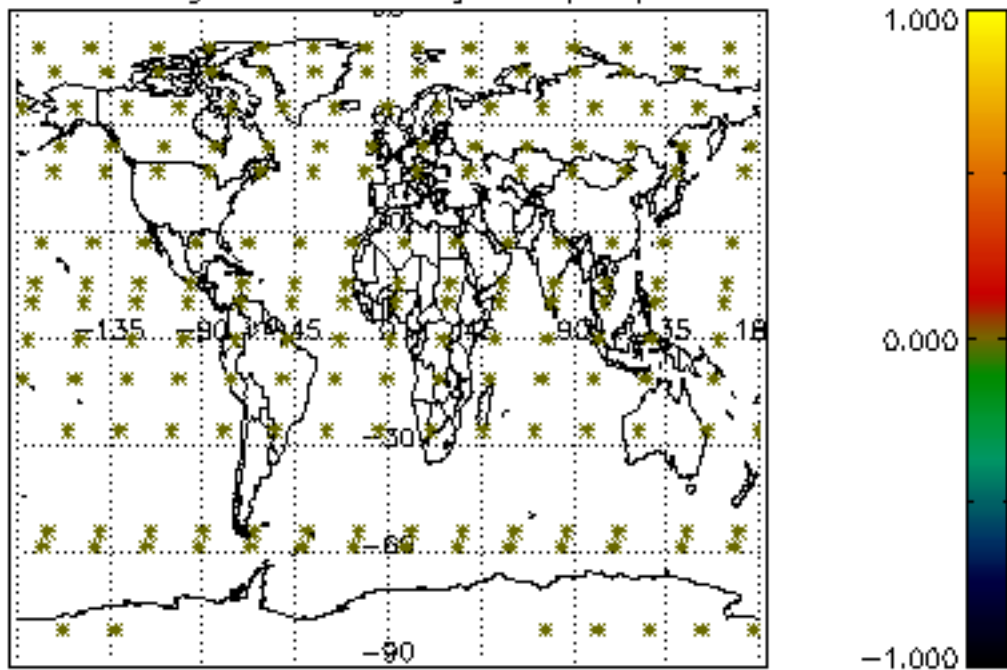
Percentage of star falling outside central band per profile



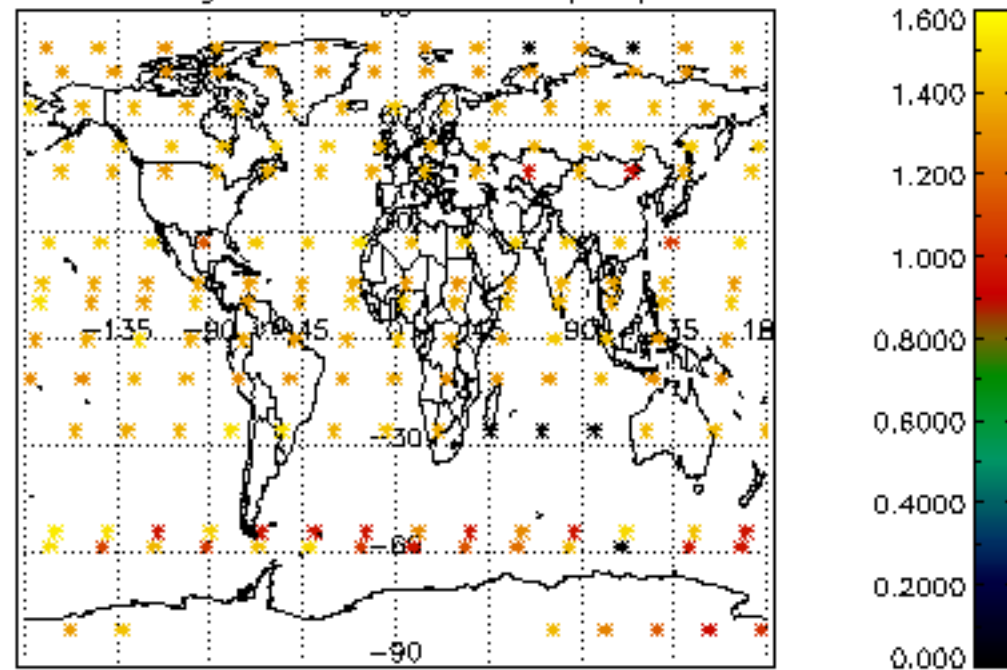
Percentage of saturation errors per profile



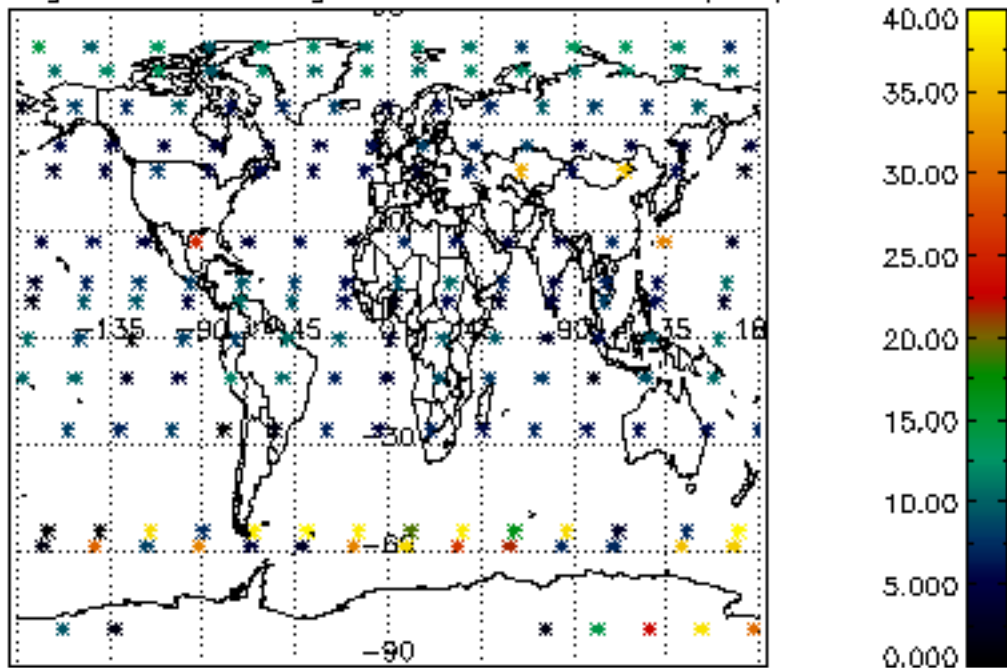
Percentage of cosmic ray hits per profile



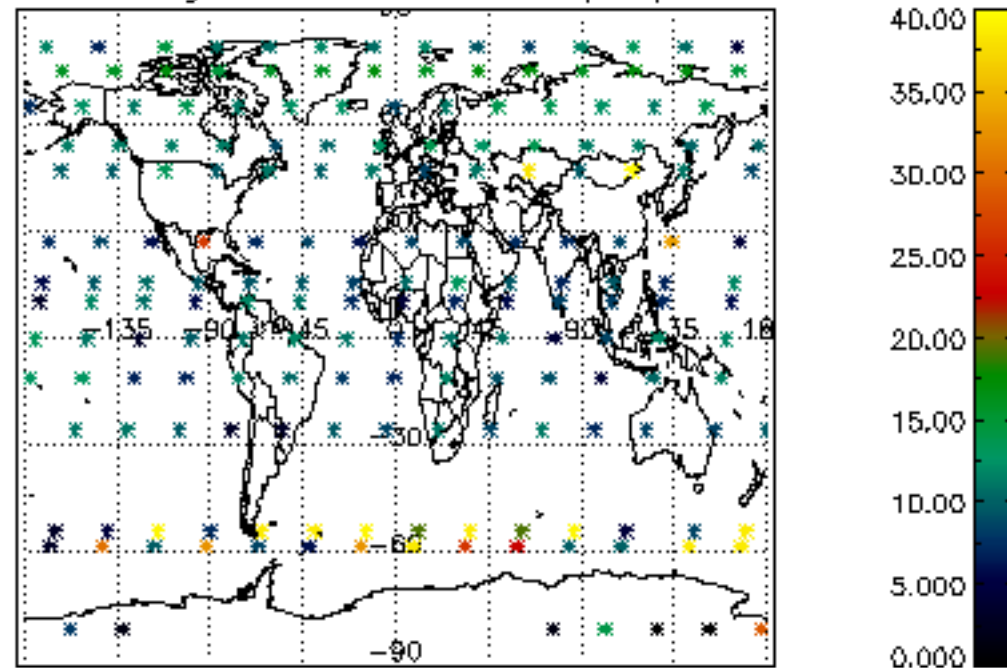
Percentage of datation errors per profile

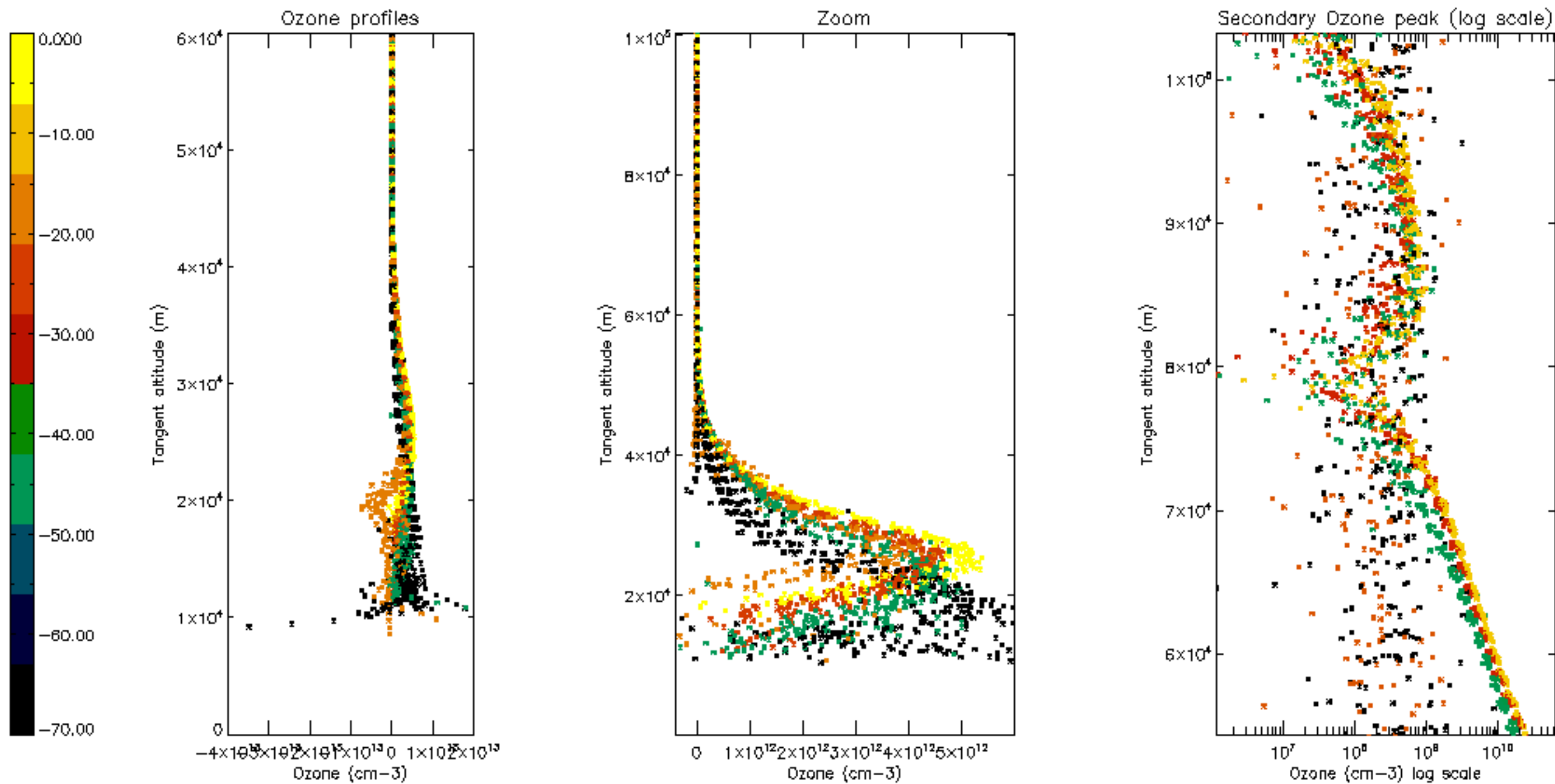


Percentage of star falling outside central band per profile

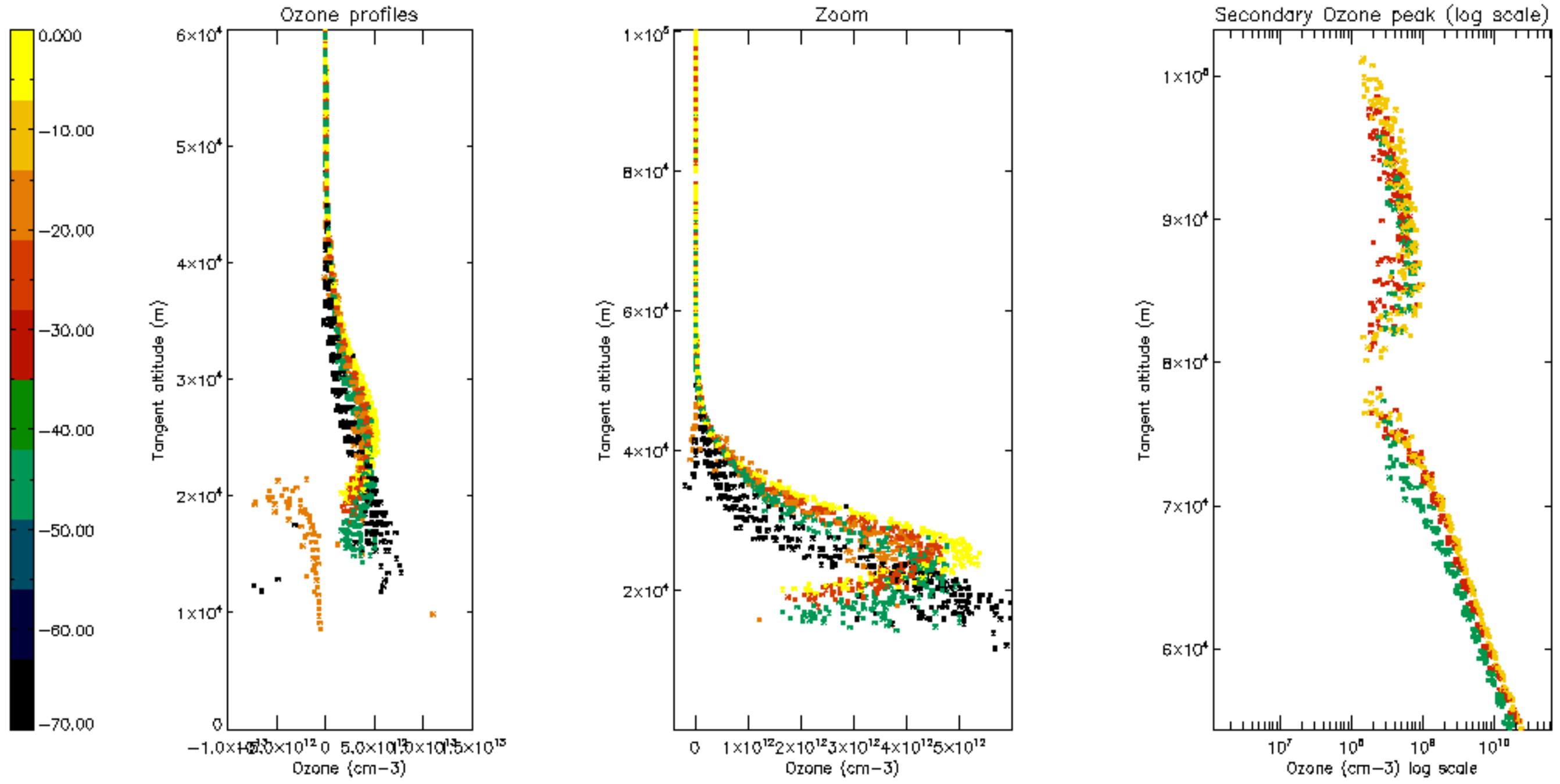


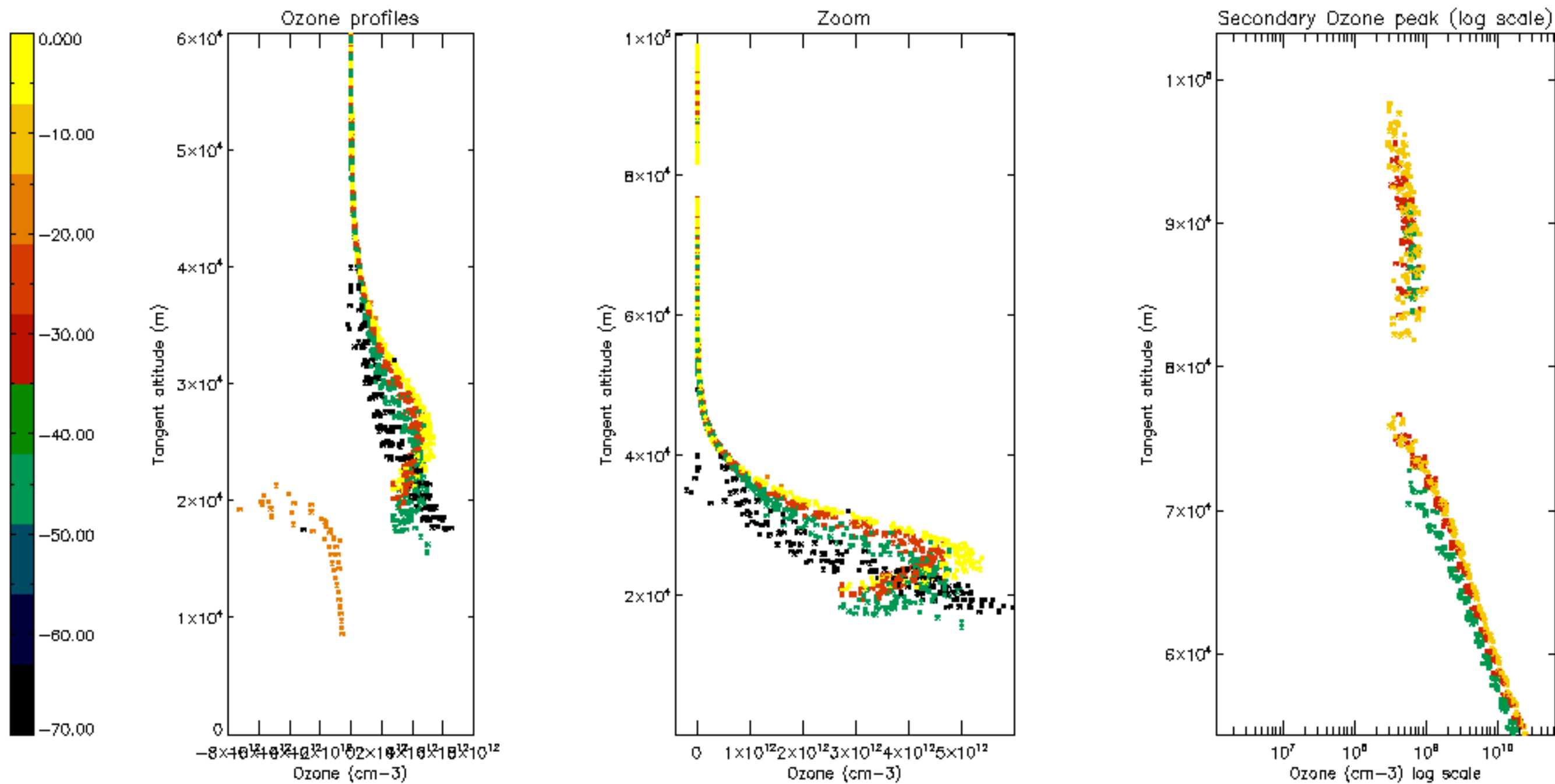
Percentage of saturation errors per profile

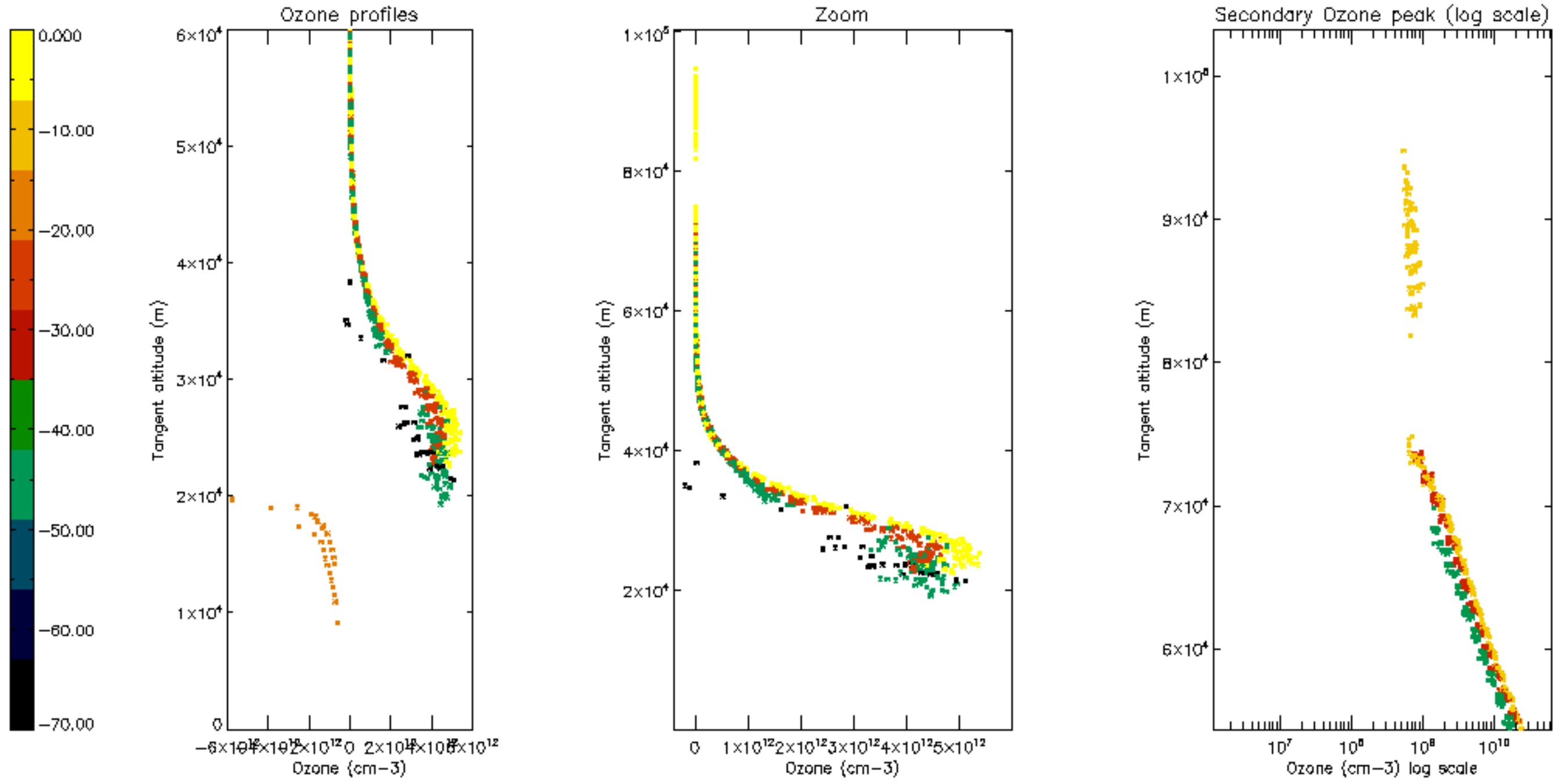


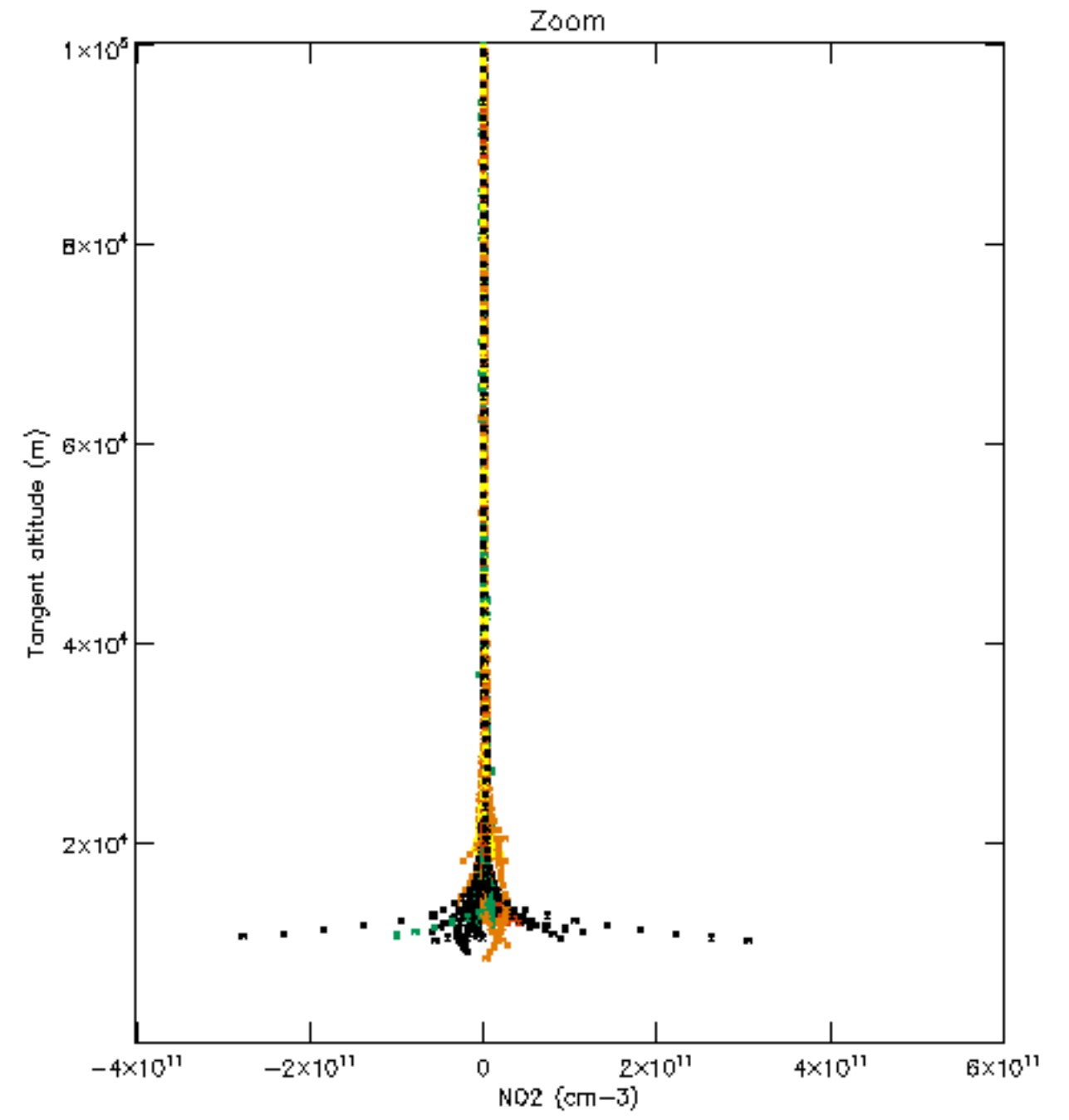
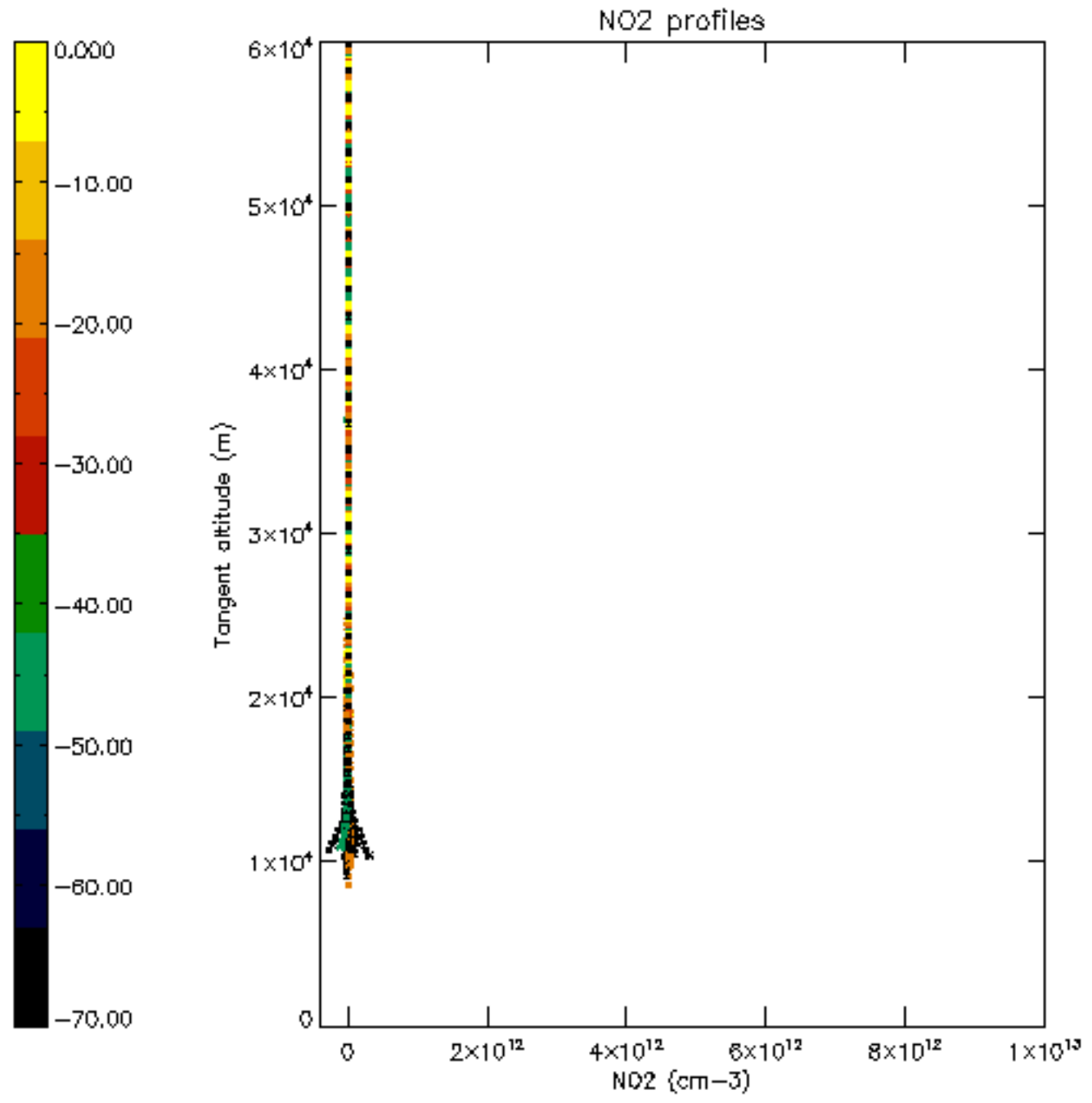




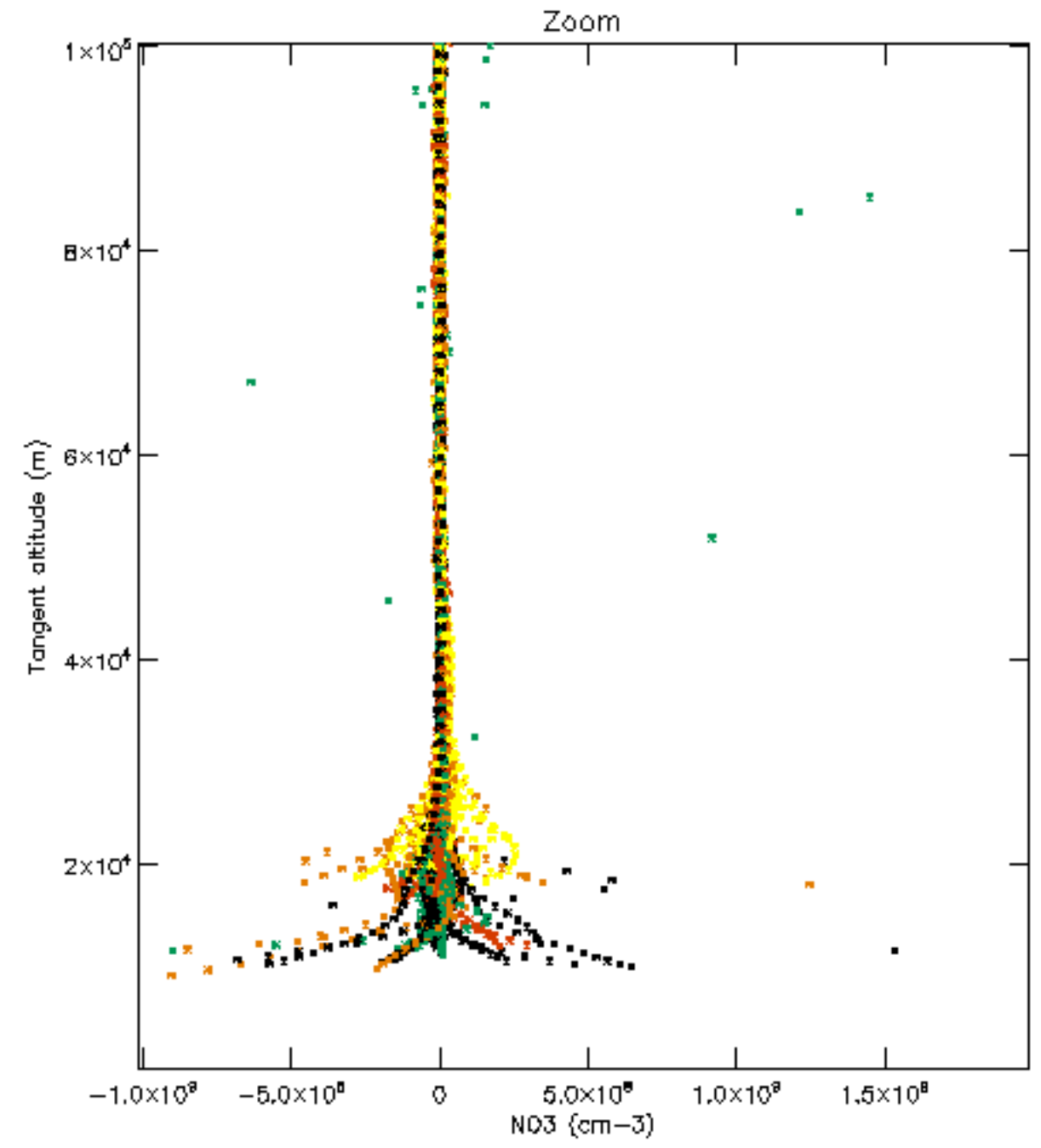
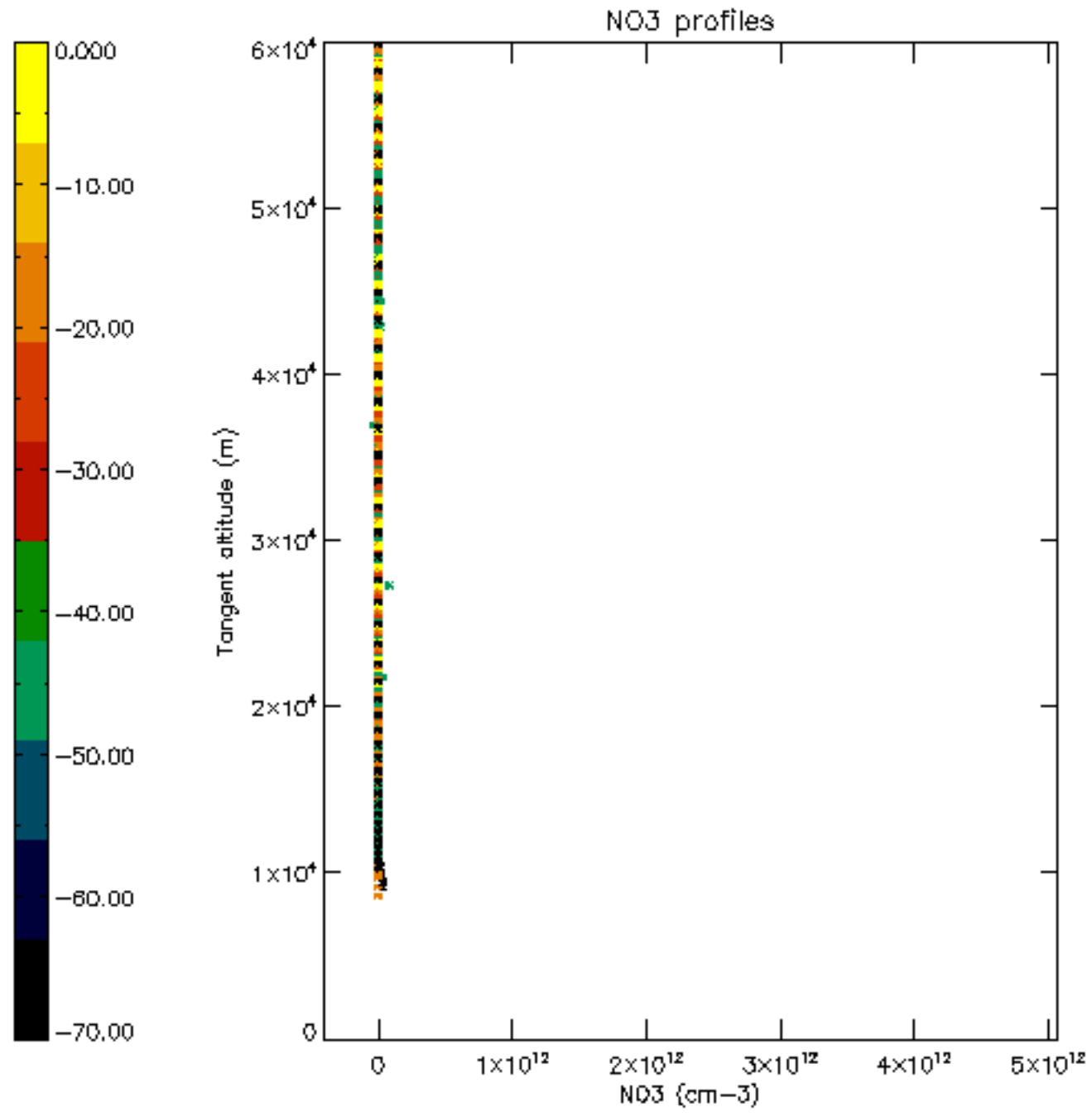


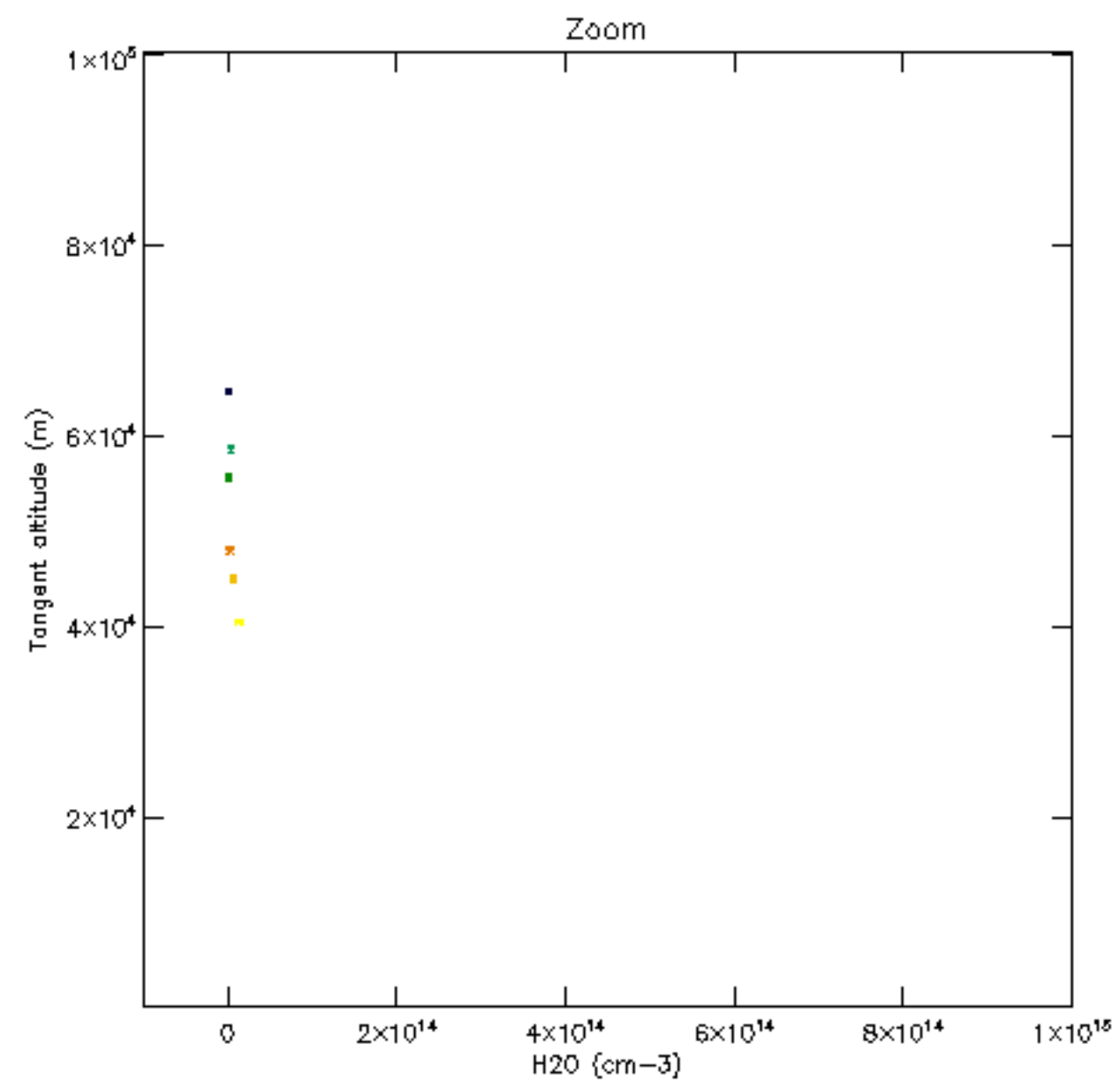
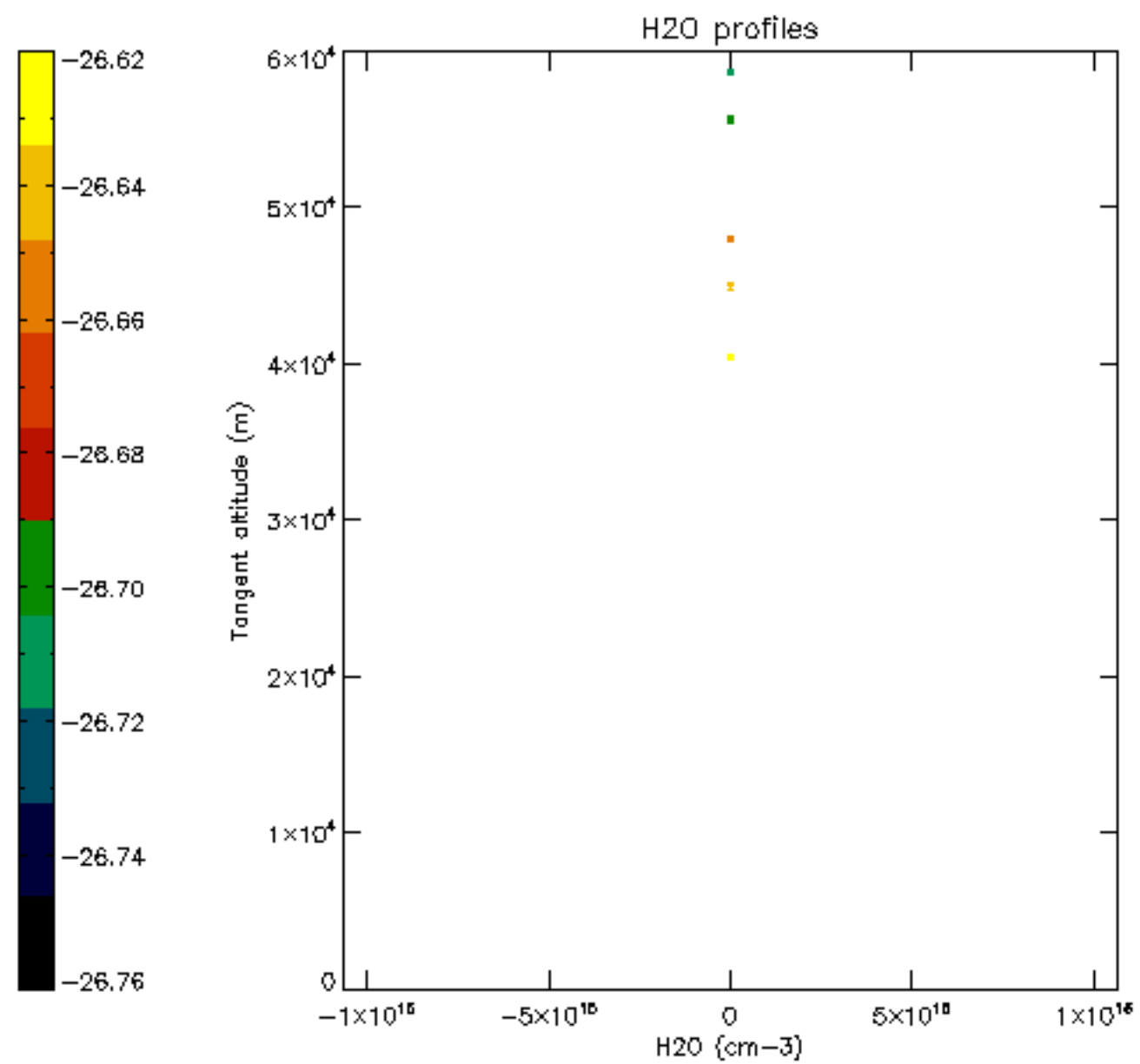


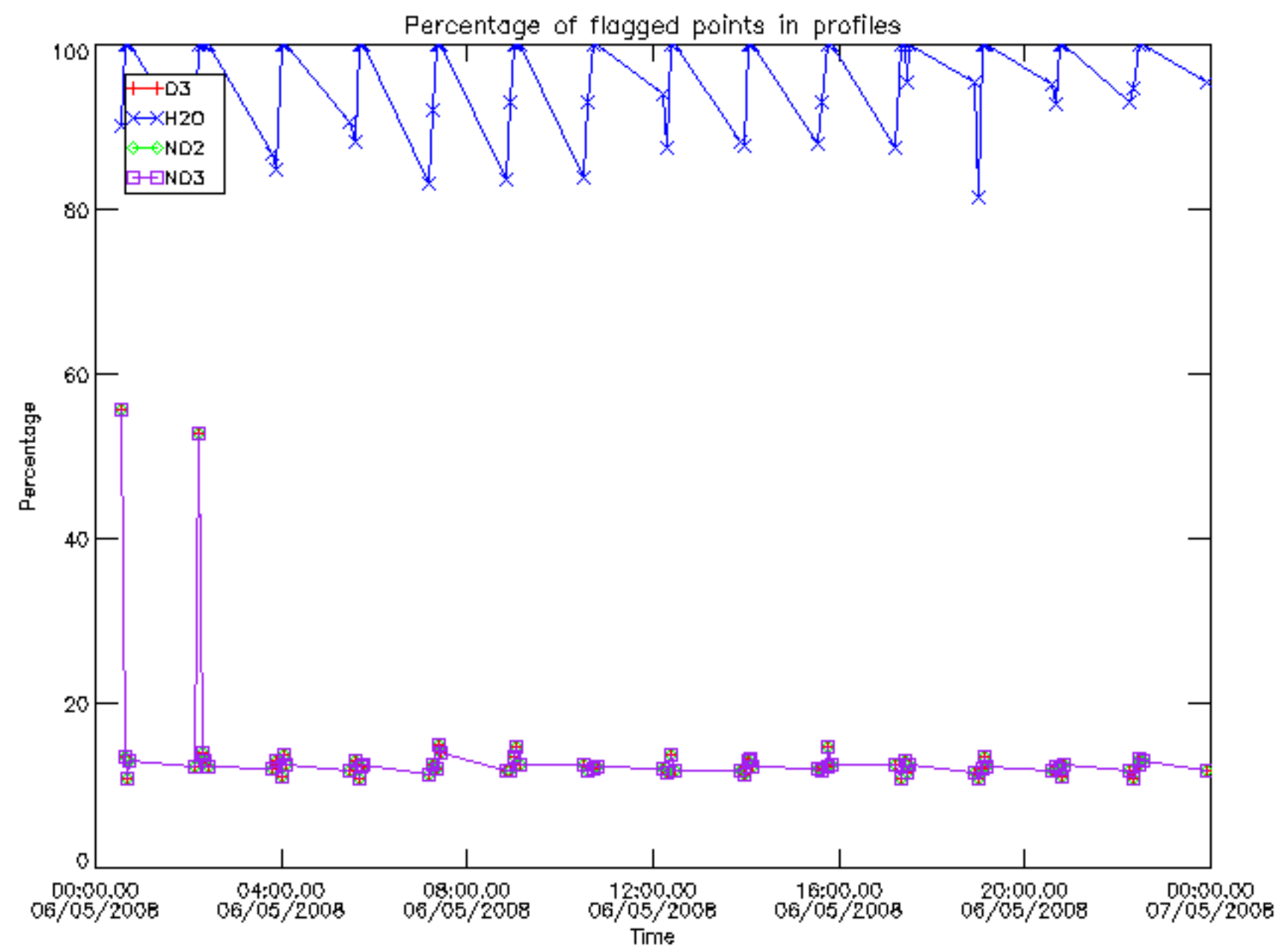




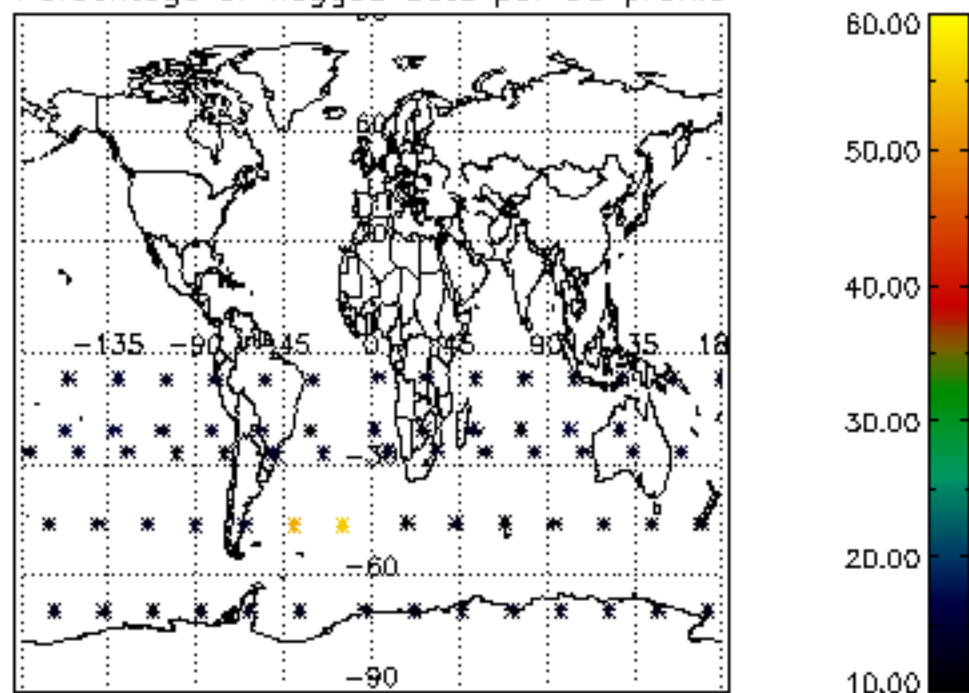




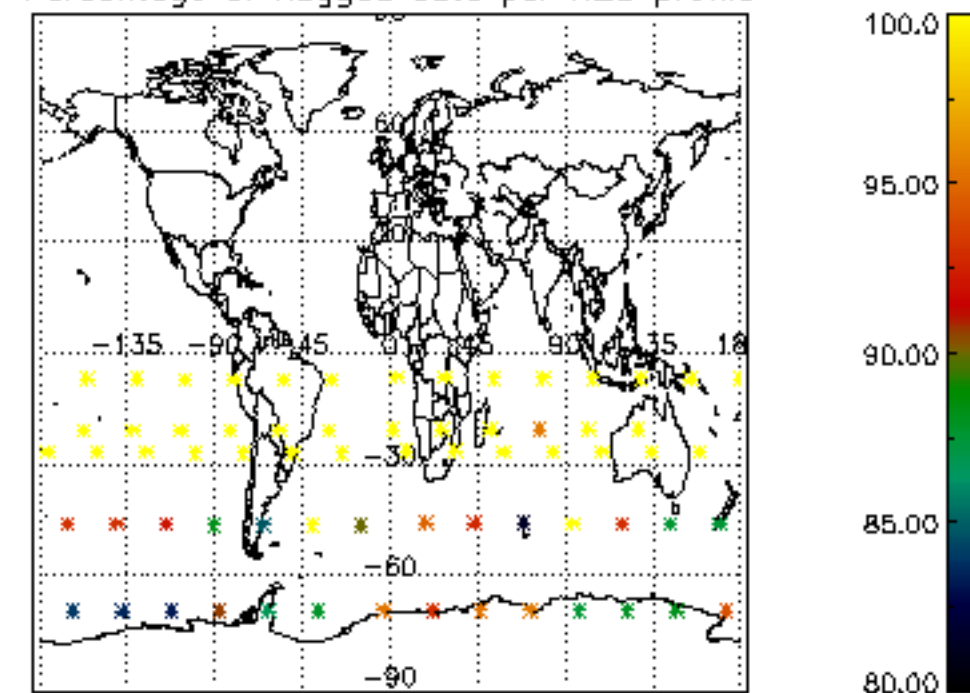




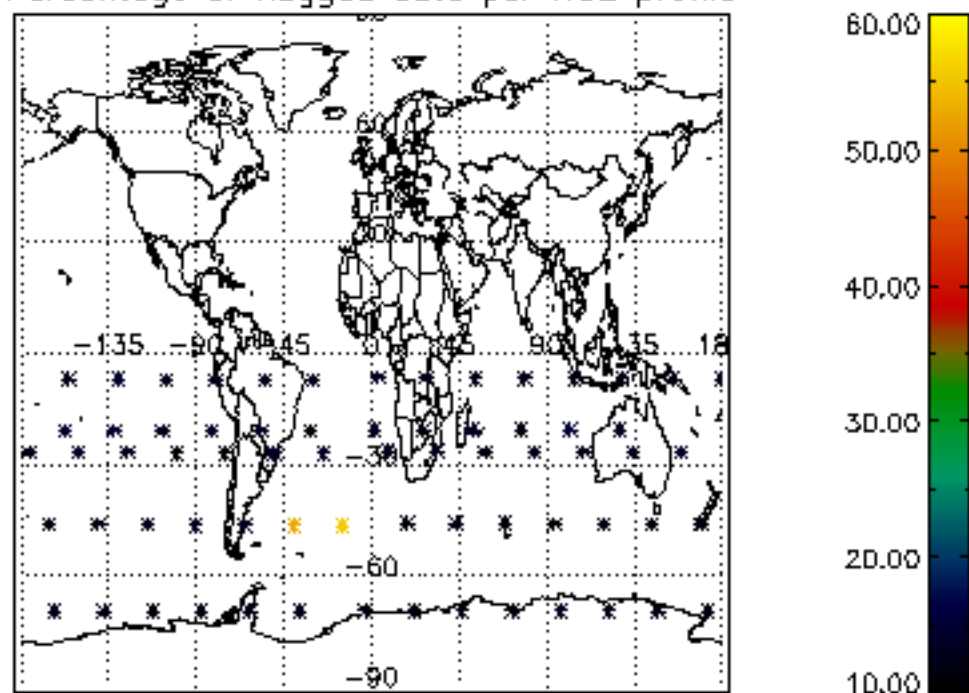
Percentage of flagged data per D3 profile



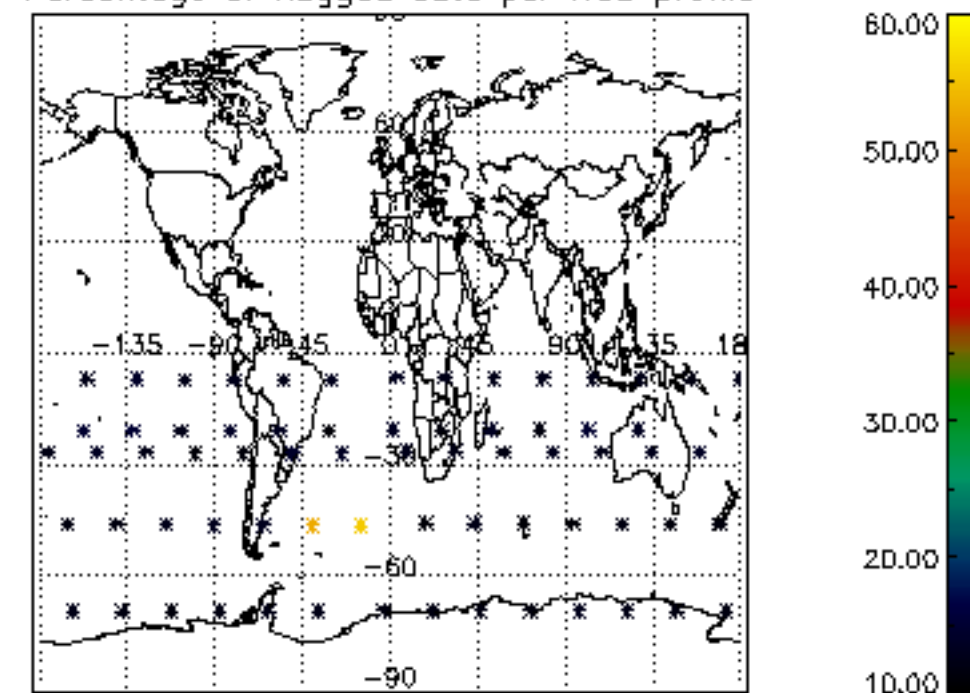
Percentage of flagged data per H2O profile



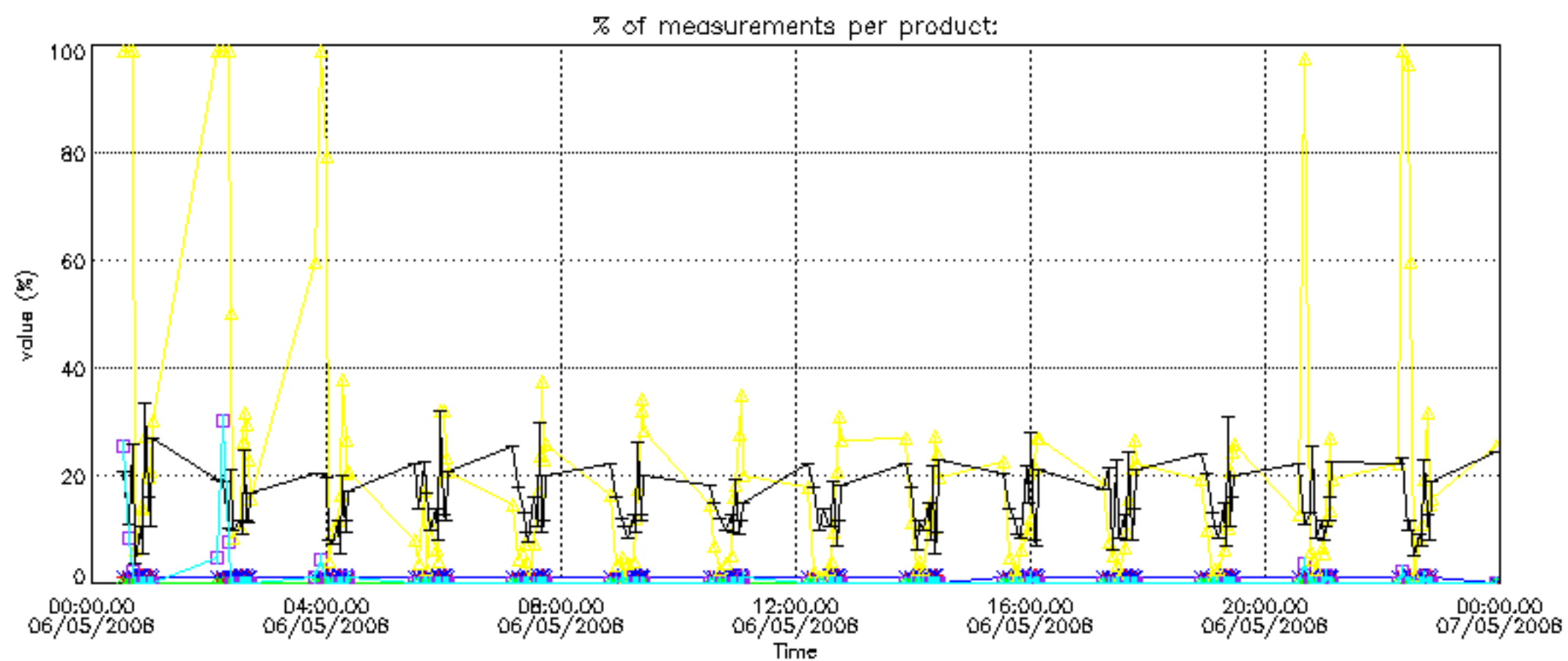
Percentage of flagged data per NO2 profile

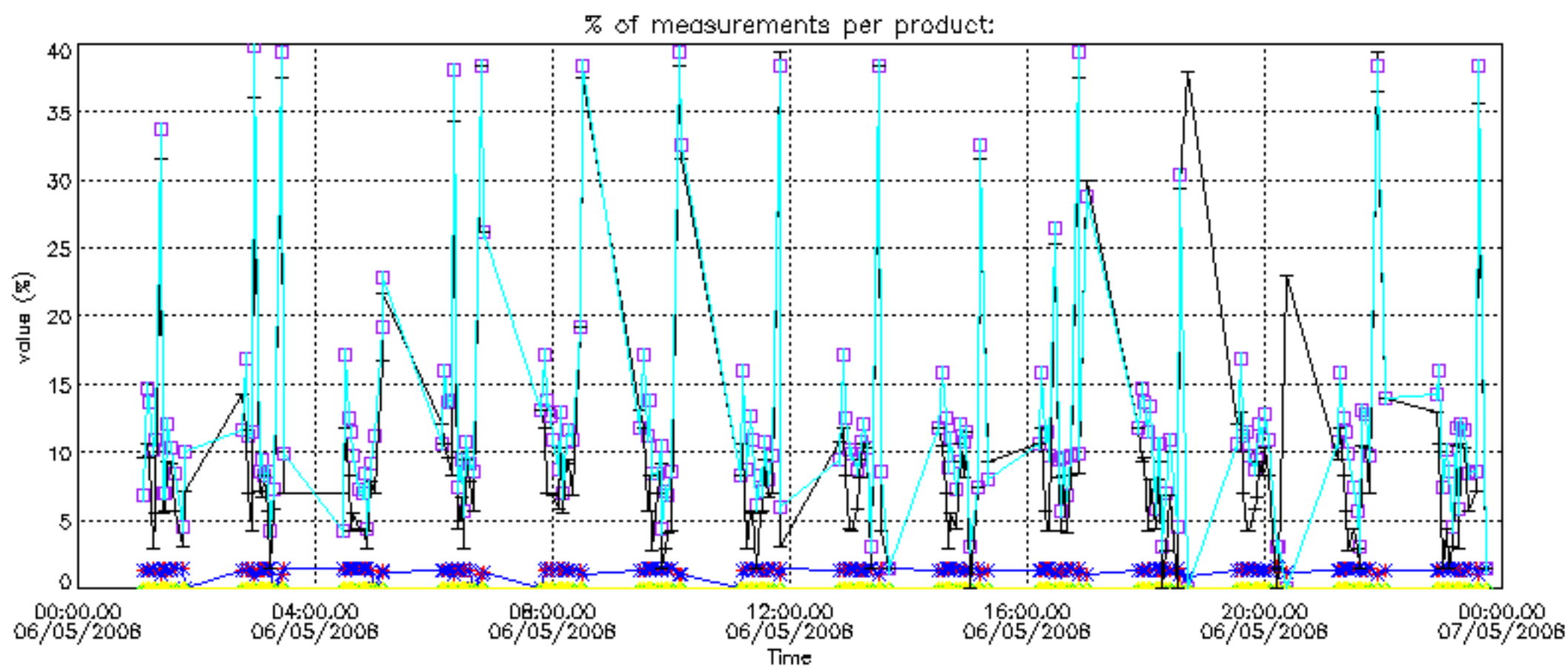


Percentage of flagged data per NO3 profile

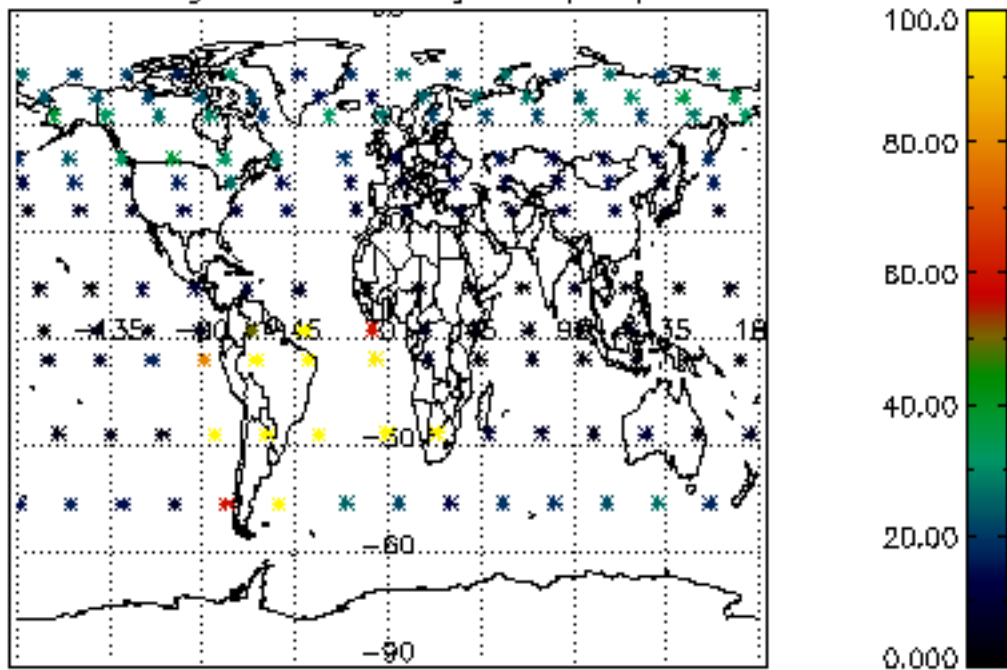




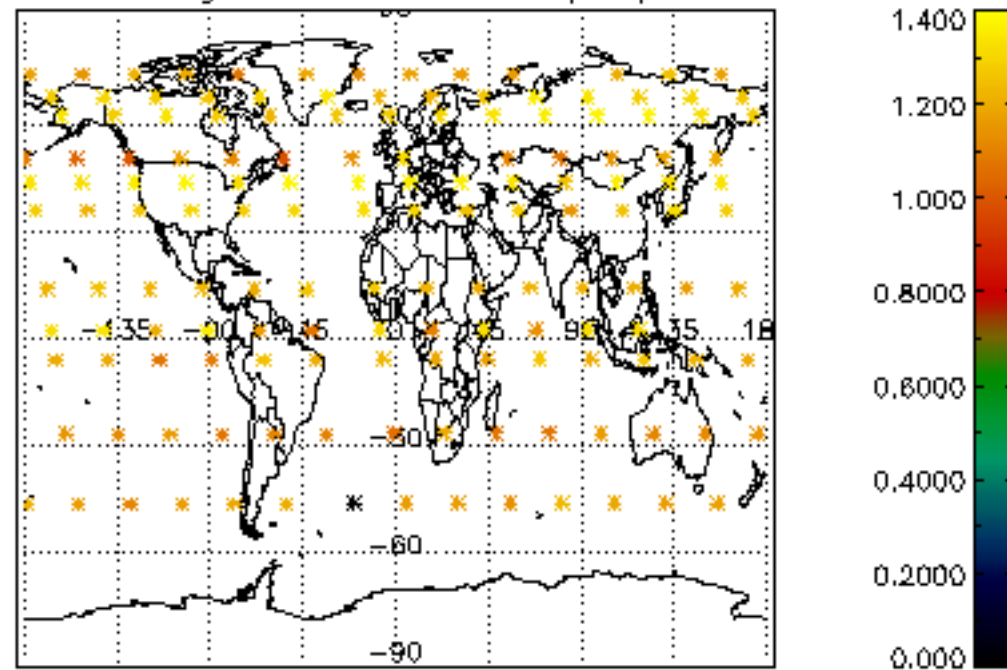




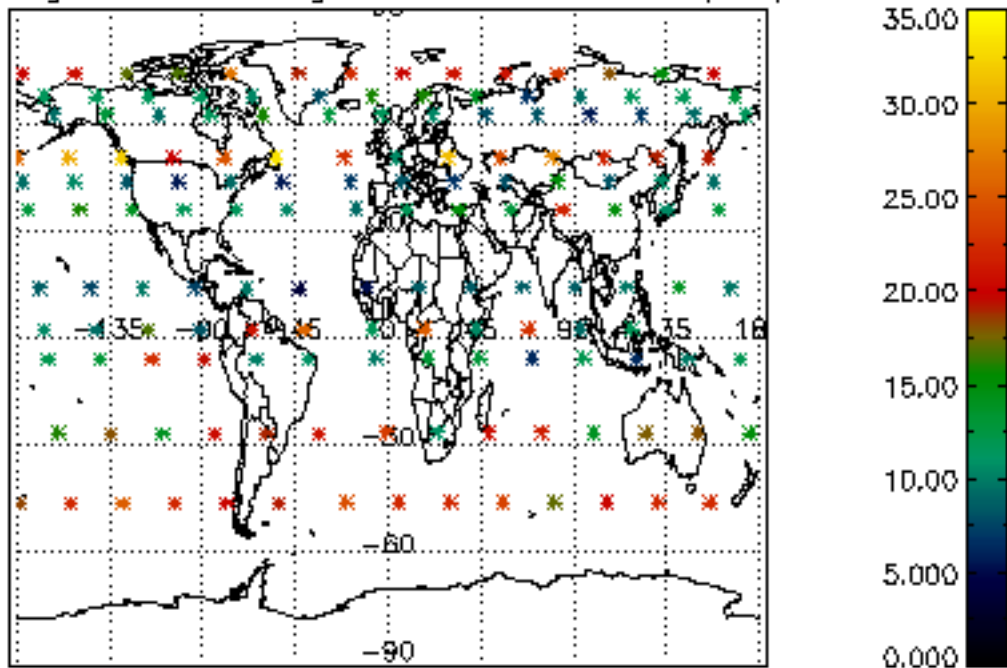
Percentage of cosmic ray hits per profile



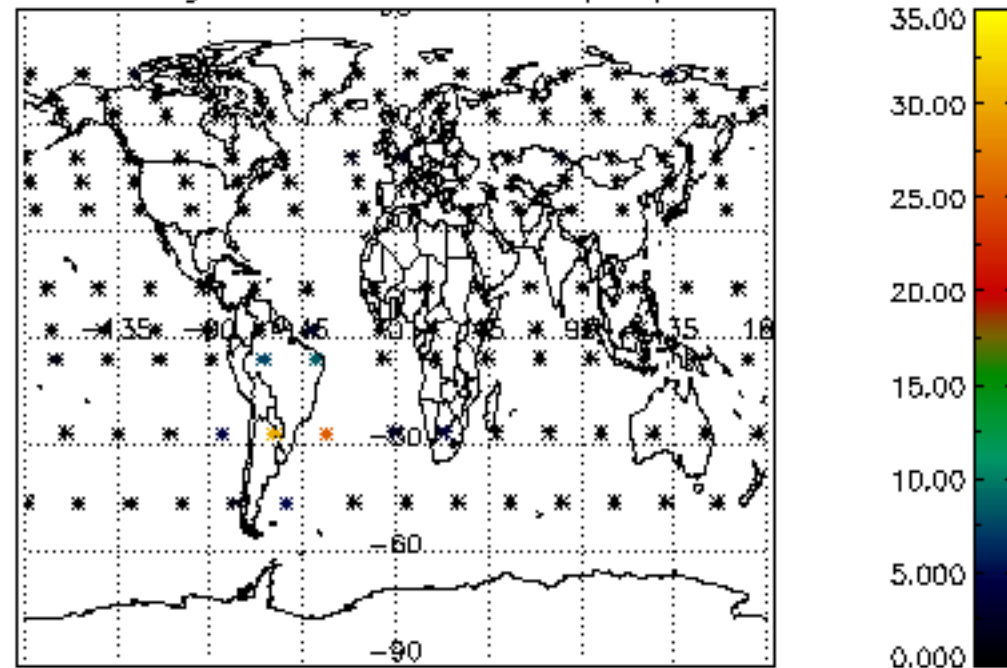
Percentage of datation errors per profile



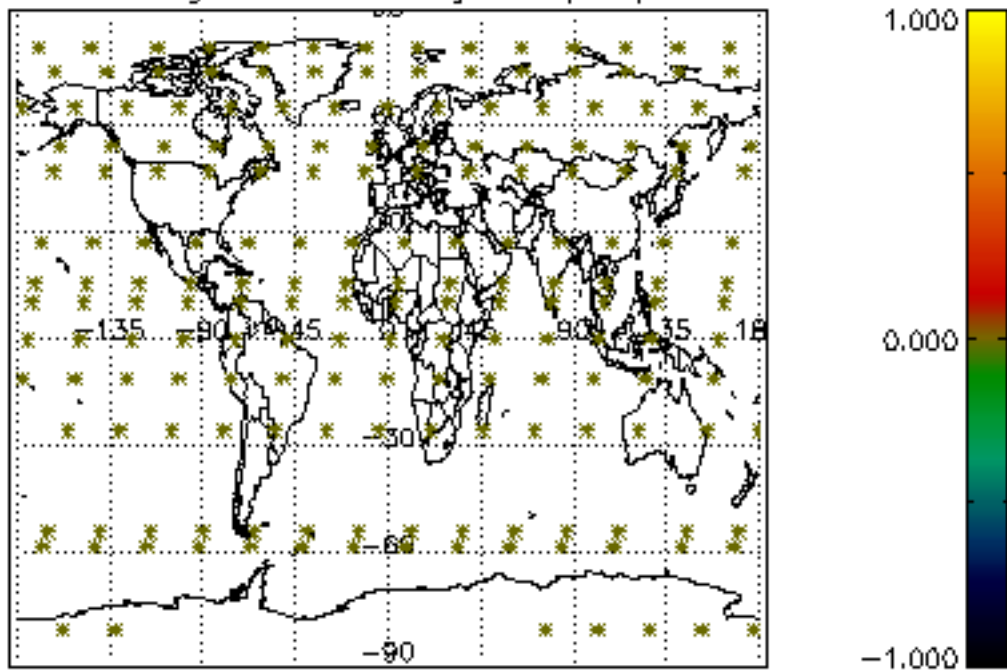
Percentage of star falling outside central band per profile



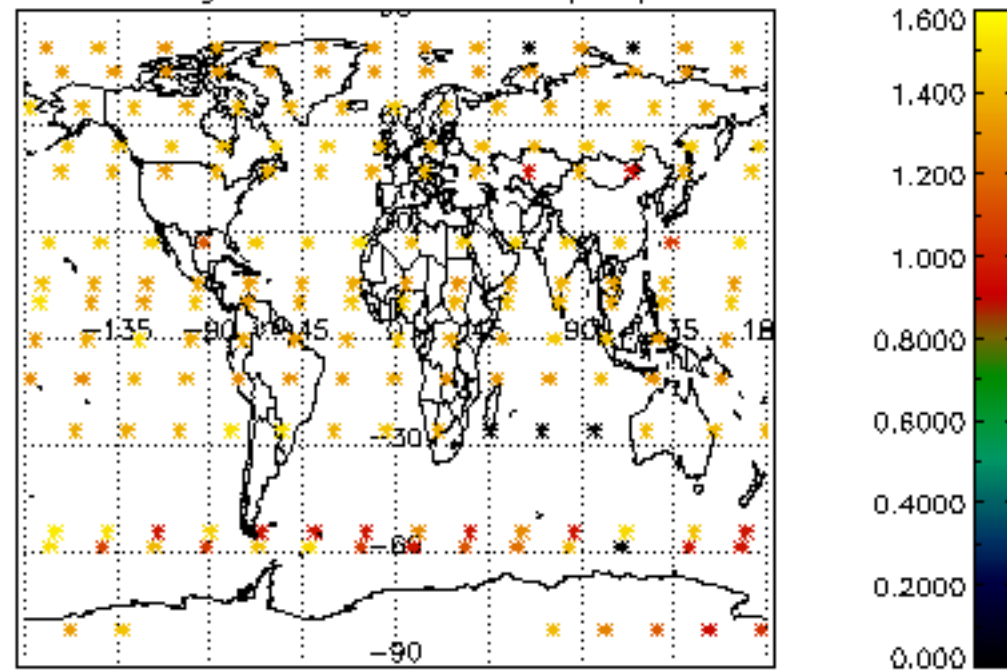
Percentage of saturation errors per profile



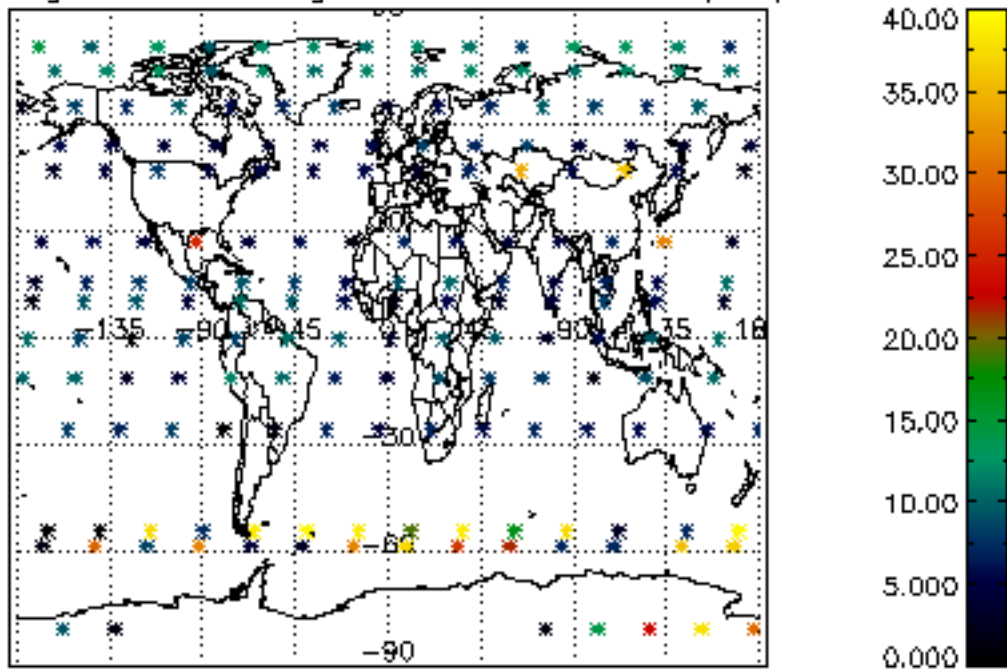
Percentage of cosmic ray hits per profile



Percentage of datation errors per profile



Percentage of star falling outside central band per profile



Percentage of saturation errors per profile

