

# GOMOS Level 2 Daily Report

## SUMMARY

### [1. General Info](#)

### [2. Summary of processed GOM\\_NL\\_2P products](#)

### [3. Level 2 Quality information per product](#)

#### [3.1 Plot of level 2 quality information per product \(time dependant\)](#)

#### [3.2 Plot of level 2 quality information per product \(world map\)](#)

### [4. Level 1 Quality information per product \(stored on level 2 products\)](#)

#### [4.1 Plot of level 1 quality information per product \(time dependant\)](#)

##### [4.1.1 Plot of level 1 quality information per product \(time dependant\): ASCENDING](#)

##### [4.1.2 Plot of level 1 quality information per product \(time dependant\): DESCENDING](#)

#### [4.2 Plot of level 1 quality information per product \(world map\)](#)

##### [4.2.1 Plot of level 1 quality information per product \(world map\): ASCENDING](#)

##### [4.2.2 Plot of level 1 quality information per product \(world map\): DESCENDING](#)

### [5. Ozone profiles based on quality statistics and other trace gas profiles](#)

#### [5.1 Ozone statistics based on quality of products](#)

#### [5.2 Plot ozone profiles for all STD \(dark without errors\)](#)

#### [5.3 Plot ozone profiles where STD < 20% \(dark without errors\)](#)

#### [5.4. Plot ozone profiles where STD < 10% \(dark without errors\)](#)

#### [5.5. Plot ozone profiles where STD < 5% \(dark without errors\)](#)

#### [5.6 Plot NO2 profiles for all STD \(dark without errors\)](#)

#### [5.7 Plot NO3 profiles for all STD \(dark without errors\)](#)

#### [5.8 Plot H2O profiles \(only for occultations of stars 1,2,3,4,13,14,16,26,63 dark without errors\) for all STD](#)

### [6. Auxiliary Data Files used for the production reported in section 2](#)

This report presents the daily analysis on parameters extracted from GOMOS level 2 data (GOM\_NL\_\_2P). It is intended to monitor some important parameters that will impact the quality of these products. A list of level 2 products (and content) that have arrived during the reporting day to the PCF is also given.

Item	Value
Time of report generation	25APR2013 13:42:30
Data source version	GOMOS/6.01
Start time of products	03-05-2008 (03MAY2008 00:00:00)
Stop time of products	04-05-2008 (04MAY2008 00:00:00)
Store outputs in DB	Yes
Nb of level 2 prods	317
Nb of prods with errors	0

## 2. Summary of processed GOM\_NL\_\_2P products.

Nr	Filename	UTC Start time	Limb	Duration	Star Id	Star Name	Star Mag	Star Temp	Nb Meas	Orbit	Prod. error
1	GOM_NL__2PRFIN20080503_000049_000000362068_00159_32277_7485.N1	03-MAY-2008 00:00:49	Bright	36.000	68	18Alp Cas	2.2250	4500.0	72	32277	No
2	GOM_NL__2PRFIN20080503_002133_000000432068_00159_32277_7486.N1	03-MAY-2008 00:21:33	Dark	42.500	52	16Bet Cet	2.0370	4500.0	85	32277	No
3	GOM_NL__2PRFIN20080503_002645_000000482068_00159_32277_7487.N1	03-MAY-2008 00:26:45	Dark	48.000	18	24Alp PsA	1.1660	9700.0	96	32277	No
4	GOM_NL__2PRFIN20080503_002823_000000412068_00159_32277_7488.N1	03-MAY-2008 00:28:23	Dark	41.000	84	Alp Phe	2.3970	4500.0	82	32277	No
5	GOM_NL__2PRFIN20080503_003233_000000402068_00159_32277_7489.N1	03-MAY-2008 00:32:33	Dark	39.500	31	Alp Gru	1.7340	15200.	79	32277	No
6	GOM_NL__2PRFIN20080503_003503_000000392068_00160_32278_7101.N1	03-MAY-2008 00:35:03	Dark	38.500	148	Alp Tuc	2.8780	4100.0	77	32278	No
7	GOM_NL__2PRFIN20080503_004431_000000392068_00160_32278_7102.N1	03-MAY-2008 00:44:31	Straylight	39.000	43	Alp TrA	1.9100	4250.0	78	32278	No
8	GOM_NL__2PRFIN20080503_004642_000000382068_00160_32278_7103.N1	03-MAY-2008 00:46:42	Straylight	38.000	134	Bet TrA	2.8100	6600.0	76	32278	No
9	GOM_NL__2PRFIN20080503_004843_000000512068_00160_32278_7104.N1	03-MAY-2008 00:48:43	Straylight	51.000	4	Alp1Cen	-0.010000	5800.0	102	32278	No
10	GOM_NL__2PRFIN20080503_005127_000000372068_00160_32278_7105.N1	03-MAY-2008 00:51:27	Straylight	36.500	77	Eps Cen	2.3030	28000.	73	32278	No
11	GOM_NL__2PRFIN20080503_005312_000000392068_00160_32278_7106.N1	03-MAY-2008 00:53:12	Straylight	38.500	64	Gam Cen	2.2000	10600.	77	32278	No
12	GOM_NL__2PRFIN20080503_005545_000000412068_00160_32278_7107.N1	03-MAY-2008 00:55:45	Twilight_stray	40.500	54	5The Cen	2.0550	4500.0	81	32278	No
13	GOM_NL__2PRFIN20080503_010000_000000372068_00160_32278_7108.N1	03-MAY-2008 01:00:00	Bright	37.000	169	46Gam Hya	2.9910	4700.0	74	32278	No
14	GOM_NL__2PRFIN20080503_010318_000000382068_00160_32278_7109.N1	03-MAY-2008 01:03:18	Bright	37.500	15	67Alp Vir	0.97600	28000.	75	32278	No
15	GOM_NL__2PRFIN20080503_010624_000000362068_00160_32278_7110.N1	03-MAY-2008 01:06:24	Bright	36.000	121	29Gam Vir	2.7400	7200.0	72	32278	No
16	GOM_NL__2PRFIN20080503_010940_000000352068_00160_32278_7111.N1	03-MAY-2008 01:09:40	Bright	35.000	138	47Eps Vir	2.8280	4700.0	70	32278	No
17	GOM_NL__2PRFIN20080503_011721_000000352068_00160_32278_7112.N1	03-MAY-2008 01:17:21	Bright	35.000	152	12Alp2CVn	2.8900	11000.	70	32278	No
18	GOM_NL__2PRFIN20080503_012022_000000352068_00160_32278_7113.N1	03-MAY-2008 01:20:22	Bright	35.000	174	52Psi UMa	3.0040	4400.0	70	32278	No
19	GOM_NL__2PRFIN20080503_012200_000000352068_00160_32278_7114.N1	03-MAY-2008 01:22:00	Bright	35.000	87	64Gam UMa	2.4330	11000.	70	32278	No
20	GOM_NL__2PRFIN20080503_012328_000000362068_00160_32278_7115.N1	03-MAY-2008 01:23:28	Bright	35.500	82	48Bet UMa	2.3650	10600.	71	32278	No
21	GOM_NL__2PRFIN20080503_012445_000000382068_00160_32278_7116.N1	03-MAY-2008 01:24:45	Bright	37.500	36	50Alp UMa	1.8000	6300.0	75	32278	No
22	GOM_NL__2PRFIN20080503_013206_000000362068_00160_32278_7117.N1	03-MAY-2008 01:32:06	Bright	36.000	49	1Alp UMi	1.9900	6300.0	72	32278	No
23	GOM_NL__2PRFIN20080503_014004_000000522068_00160_32278_7118.N1	03-MAY-2008 01:40:04	Bright	52.000	110	37Del Cas	2.6780	8900.0	104	32278	No
24	GOM_NL__2PRFIN20080503_014125_000000352068_00160_32278_7119.N1	03-MAY-2008 01:41:25	Bright	35.000	68	18Alp Cas	2.2250	4500.0	70	32278	No
25	GOM_NL__2PRFIN20080503_020209_000000432068_00160_32278_7120.N1	03-MAY-2008 02:02:09	Dark	43.000	52	16Bet Cet	2.0370	4500.0	86	32278	No
26	GOM_NL__2PRFIN20080503_020721_000000412068_00160_32278_7121.N1	03-MAY-2008 02:07:21	Dark	40.500	18	24Alp PsA	1.1660	9700.0	81	32278	No
27	GOM_NL__2PRFIN20080503_020859_000000402068_00160_32278_7122.N1	03-MAY-2008 02:08:59	Dark	40.000	84	Alp Phe	2.3970	4500.0	80	32278	No
28	GOM_NL__2PRFIN20080503_021309_000000422068_00160_32278_7123.N1	03-MAY-2008 02:13:09	Dark	41.500	31	Alp Gru	1.7340	15200.	83	32278	No
29	GOM_NL__2PRFIN20080503_021539_000000382068_00161_32279_7458.N1	03-MAY-2008 02:15:39	Dark	37.500	148	Alp Tuc	2.8780	4100.0	75	32279	No
30	GOM_NL__2PRFIN20080503_035918_000000422068_00162_32280_7116.N1	03-MAY-2008 03:59:18	Dark	42.000	45	Alp Pav	1.9400	26000.	84	32280	No
31	GOM_NL__2PRFIN20080503_040543_000000412068_00162_32280_7117.N1	03-MAY-2008 04:05:43	Straylight	41.000	43	Alp TrA	1.9100	4250.0	82	32280	No
32	GOM_NL__2PRFIN20080503_040755_000000382068_00162_32280_7118.N1	03-MAY-2008 04:07:55	Straylight	37.500	134	Bet TrA	2.8100	6600.0	75	32280	No
33	GOM_NL__2PRFIN20080503_040955_000000502068_00162_32280_7119.N1	03-MAY-2008 04:09:55	Straylight	49.500	4	Alp1Cen	-0.010000	5800.0	99	32280	No
34	GOM_NL__2PRFIN20080503_041322_000000402068_00162_32280_7120.N1	03-MAY-2008 04:13:22	Straylight	40.000	78	Alp Lup	2.3040	28000.	80	32280	No
35	GOM_NL__2PRFIN20080503_041454_000000402068_00162_32280_7121.N1	03-MAY-2008 04:14:54	Straylight	39.500	81	Eta Cen	2.3560	28000.	79	32280	No
36	GOM_NL__2PRFIN20080503_041658_000000432068_00162_32280_7122.N1	03-MAY-2008 04:16:58	Twilight_stray	43.000	54	5The Cen	2.0550	4500.0	86	32280	No
37	GOM_NL__2PRFIN20080503_042112_000000382068_00162_32280_7123.N1	03-MAY-2008 04:21:12	Bright	38.000	169	46Gam Hya	2.9910	4700.0	76	32280	No
38	GOM_NL__2PRFIN20080503_042430_000000392068_00162_32280_7124.N1	03-MAY-2008 04:24:30	Bright	38.500	15	67Alp Vir	0.97600	28000.	77	32280	No
39	GOM_NL__2PRFIN20080503_042736_000000362068_00162_32280_7125.N1	03-MAY-2008 04:27:36	Bright	36.000	121	29Gam Vir	2.7400	7200.0	72	32280	No
40	GOM_NL__2PRFIN20080503_043052_000000352068_00162_32280_7126.N1	03-MAY-2008 04:30:52	Bright	35.000	138	47Eps Vir	2.8280	4700.0	70	32280	No
41	GOM_NL__2PRFIN20080503_043302_000000372068_00162_32280_7127.N1	03-MAY-2008 04:33:02	Bright	36.500	111	8Eta Boo	2.6800	6000.0	73	32280	No
42	GOM_NL__2PRFIN20080503_043833_000000352068_00162_32280_7128.N1	03-MAY-2008 04:38:33	Bright	35.000	152	12Alp2CVn	2.8900	11000.	70	32280	No

43	GOM_NL__2PRFIN20080503_044156_000000372068_00162_32280_7129.N1	03-MAY-2008 04:41:56	Bright	37.000	39	85Eta UMa	1.8540	24000.	74	32280	No
44	GOM_NL__2PRFIN20080503_044320_000000362068_00162_32280_7130.N1	03-MAY-2008 04:43:20	Bright	35.500	55	79Zet UMa	2.0600	10200.	71	32280	No
45	GOM_NL__2PRFIN20080503_044441_000000372068_00162_32280_7131.N1	03-MAY-2008 04:44:41	Bright	37.000	82	48Bet UMa	2.3650	10600.	74	32280	No
46	GOM_NL__2PRFIN20080503_044558_000000382068_00162_32280_7132.N1	03-MAY-2008 04:45:58	Bright	37.500	36	50Alp UMa	1.8000	6300.0	75	32280	No
47	GOM_NL__2PRFIN20080503_044925_000000392068_00162_32280_7133.N1	03-MAY-2008 04:49:25	Bright	38.500	60	7Bet UMi	2.0810	3950.0	77	32280	No
48	GOM_NL__2PRFIN20080503_045318_000000352068_00162_32280_7134.N1	03-MAY-2008 04:53:18	Bright	35.000	49	1Alp UMi	1.9900	6300.0	70	32280	No
49	GOM_NL__2PRFIN20080503_050117_000000512068_00162_32280_7135.N1	03-MAY-2008 05:01:17	Bright	51.000	110	37Del Cas	2.6780	8900.0	102	32280	No
50	GOM_NL__2PRFIN20080503_050237_000000442068_00162_32280_7136.N1	03-MAY-2008 05:02:37	Bright	43.500	68	18Alp Cas	2.2250	4500.0	87	32280	No
51	GOM_NL__2PRFIN20080503_052834_000000452068_00162_32280_7137.N1	03-MAY-2008 05:28:34	Dark	44.500	18	24Alp PsA	1.1660	9700.0	89	32280	No
52	GOM_NL__2PRFIN20080503_053423_000000412068_00162_32280_7138.N1	03-MAY-2008 05:34:23	Dark	41.000	31	Alp Gru	1.7340	15200.	82	32280	No
53	GOM_NL__2PRFIN20080503_053652_000000412068_00163_32281_7122.N1	03-MAY-2008 05:36:52	Dark	41.000	148	Alp Tuc	2.8780	4100.0	82	32281	No
54	GOM_NL__2PRFIN20080503_053954_000000412068_00163_32281_7123.N1	03-MAY-2008 05:39:54	Dark	41.000	45	Alp Pav	1.9400	26000.	82	32281	No
55	GOM_NL__2PRFIN20080503_054620_000000422068_00163_32281_7124.N1	03-MAY-2008 05:46:20	Straylight	42.000	43	Alp TrA	1.9100	4250.0	84	32281	No
56	GOM_NL__2PRFIN20080503_054831_000000382068_00163_32281_7125.N1	03-MAY-2008 05:48:31	Straylight	38.000	134	Bet TrA	2.8100	6600.0	76	32281	No
57	GOM_NL__2PRFIN20080503_055031_000000432068_00163_32281_7126.N1	03-MAY-2008 05:50:31	Straylight	42.500	4	Alp1Cen	-0.010000	5800.0	85	32281	No
58	GOM_NL__2PRFIN20080503_055358_000000382068_00163_32281_7127.N1	03-MAY-2008 05:53:58	Straylight	37.500	78	Alp Lup	2.3040	28000.	75	32281	No
59	GOM_NL__2PRFIN20080503_055531_000000392068_00163_32281_7128.N1	03-MAY-2008 05:55:31	Straylight	38.500	81	Eta Cen	2.3560	28000.	77	32281	No
60	GOM_NL__2PRFIN20080503_055734_000000432068_00163_32281_7129.N1	03-MAY-2008 05:57:34	Tw_i_and_stray	43.000	54	5The Cen	2.0550	4500.0	86	32281	No
61	GOM_NL__2PRFIN20080503_060148_000000372068_00163_32281_7130.N1	03-MAY-2008 06:01:48	Bright	36.500	169	46Gam Hya	2.9910	4700.0	73	32281	No
62	GOM_NL__2PRFIN20080503_060506_000000382068_00163_32281_7131.N1	03-MAY-2008 06:05:06	Bright	38.000	15	67Alp Vir	0.97600	28000.	76	32281	No
63	GOM_NL__2PRFIN20080503_060812_000000362068_00163_32281_7132.N1	03-MAY-2008 06:08:12	Bright	35.500	121	29Gam Vir	2.7400	7200.0	71	32281	No
64	GOM_NL__2PRFIN20080503_061128_000000352068_00163_32281_7133.N1	03-MAY-2008 06:11:28	Bright	35.000	138	47Eps Vir	2.8280	4700.0	70	32281	No
65	GOM_NL__2PRFIN20080503_061337_000000382068_00163_32281_7134.N1	03-MAY-2008 06:13:37	Bright	37.500	111	8Eta Boo	2.6800	6000.0	75	32281	No
66	GOM_NL__2PRFIN20080503_061909_000000362068_00163_32281_7135.N1	03-MAY-2008 06:19:09	Bright	35.500	152	12Alp2CVn	2.8900	11000.	71	32281	No
67	GOM_NL__2PRFIN20080503_062232_000000392068_00163_32281_7136.N1	03-MAY-2008 06:22:32	Bright	38.500	39	85Eta UMa	1.8540	24000.	77	32281	No
68	GOM_NL__2PRFIN20080503_062355_000000372068_00163_32281_7137.N1	03-MAY-2008 06:23:55	Bright	36.500	55	79Zet UMa	2.0600	10200.	73	32281	No
69	GOM_NL__2PRFIN20080503_062517_000000372068_00163_32281_7138.N1	03-MAY-2008 06:25:17	Bright	36.500	82	48Bet UMa	2.3650	10600.	73	32281	No
70	GOM_NL__2PRFIN20080503_062634_000000362068_00163_32281_7139.N1	03-MAY-2008 06:26:34	Bright	36.000	36	50Alp UMa	1.8000	6300.0	72	32281	No
71	GOM_NL__2PRFIN20080503_063001_000000392068_00163_32281_7140.N1	03-MAY-2008 06:30:01	Bright	39.000	60	7Bet UMi	2.0810	3950.0	78	32281	No
72	GOM_NL__2PRFIN20080503_063354_000000362068_00163_32281_7141.N1	03-MAY-2008 06:33:54	Bright	35.500	49	1Alp UMi	1.9900	6300.0	71	32281	No
73	GOM_NL__2PRFIN20080503_064153_000000522068_00163_32281_7142.N1	03-MAY-2008 06:41:53	Bright	52.000	110	37Del Cas	2.6780	8900.0	104	32281	No
74	GOM_NL__2PRFIN20080503_064313_000000522068_00163_32281_7143.N1	03-MAY-2008 06:43:13	Bright	52.000	68	18Alp Cas	2.2250	4500.0	104	32281	No
75	GOM_NL__2PRFIN20080503_070911_000000442068_00163_32281_7144.N1	03-MAY-2008 07:09:11	Dark	44.000	18	24Alp PsA	1.1660	9700.0	88	32281	No
76	GOM_NL__2PRFIN20080503_071459_000000402068_00163_32281_7145.N1	03-MAY-2008 07:14:59	Dark	40.000	31	Alp Gru	1.7340	15200.	80	32281	No
77	GOM_NL__2PRFIN20080503_071729_000000382068_00164_32282_7136.N1	03-MAY-2008 07:17:29	Dark	37.500	148	Alp Tuc	2.8780	4100.0	75	32282	No
78	GOM_NL__2PRFIN20080503_072031_000000422068_00164_32282_7137.N1	03-MAY-2008 07:20:31	Dark	41.500	45	Alp Pav	1.9400	26000.	83	32282	No
79	GOM_NL__2PRFIN20080503_072656_000000412068_00164_32282_7138.N1	03-MAY-2008 07:26:56	Straylight	41.000	43	Alp TrA	1.9100	4250.0	82	32282	No
80	GOM_NL__2PRFIN20080503_072908_000000392068_00164_32282_7139.N1	03-MAY-2008 07:29:08	Straylight	38.500	134	Bet TrA	2.8100	6600.0	77	32282	No
81	GOM_NL__2PRFIN20080503_073108_000000512068_00164_32282_7140.N1	03-MAY-2008 07:31:08	Straylight	50.500	4	Alp1Cen	-0.010000	5800.0	101	32282	No
82	GOM_NL__2PRFIN20080503_073435_000000382068_00164_32282_7141.N1	03-MAY-2008 07:34:35	Straylight	38.000	78	Alp Lup	2.3040	28000.	76	32282	No
83	GOM_NL__2PRFIN20080503_073607_000000402068_00164_32282_7142.N1	03-MAY-2008 07:36:07	Straylight	39.500	81	Eta Cen	2.3560	28000.	79	32282	No
84	GOM_NL__2PRFIN20080503_073810_000000402068_00164_32282_7143.N1	03-MAY-2008 07:38:10	Tw_i_and_stray	39.500	54	5The Cen	2.0550	4500.0	79	32282	No
85	GOM_NL__2PRFIN20080503_074224_000000402068_00164_32282_7144.N1	03-MAY-2008 07:42:24	Bright	39.500	169	46Gam Hya	2.9910	4700.0	79	32282	No
86	GOM_NL__2PRFIN20080503_074542_000000392068_00164_32282_7145.N1	03-MAY-2008 07:45:42	Bright	38.500	15	67Alp Vir	0.97600	28000.	77	32282	No
87	GOM_NL__2PRFIN20080503_074848_000000352068_00164_32282_7146.N1	03-MAY-2008 07:48:48	Bright	34.500	121	29Gam Vir	2.7400	7200.0	69	32282	No
88	GOM_NL__2PRFIN20080503_075204_000000362068_00164_32282_7147.N1	03-MAY-2008 07:52:04	Bright	36.000	138	47Eps Vir	2.8280	4700.0	72	32282	No
89	GOM_NL__2PRFIN20080503_075413_000000382068_00164_32282_7148.N1	03-MAY-2008 07:54:13	Bright	37.500	111	8Eta Boo	2.6800	6000.0	75	32282	No
90	GOM_NL__2PRFIN20080503_075945_000000342068_00164_32282_7149.N1	03-MAY-2008 07:59:45	Bright	33.500	152	12Alp2CVn	2.8900	11000.	67	32282	No
91	GOM_NL__2PRFIN20080503_080308_000000392068_00164_32282_7150.N1	03-MAY-2008 08:03:08	Bright	38.500	39	85Eta UMa	1.8540	24000.	77	32282	No
92	GOM_NL__2PRFIN20080503_080431_000000372068_00164_32282_7151.N1	03-MAY-2008 08:04:31	Bright	37.000	55	79Zet UMa	2.0600	10200.	74	32282	No
93	GOM_NL__2PRFIN20080503_080554_000000362068_00164_32282_7152.N1	03-MAY-2008 08:05:54	Bright	36.000	82	48Bet UMa	2.3650	10600.	72	32282	No
94	GOM_NL__2PRFIN20080503_080711_000000342068_00164_32282_7153.N1	03-MAY-2008 08:07:11	Bright	34.000	36	50Alp UMa	1.8000	6300.0	68	32282	No
95	GOM_NL__2PRFIN20080503_081037_000000372068_00164_32282_7154.N1	03-MAY-2008 08:10:37	Bright	37.000	60	7Bet UMi	2.0810	3950.0	74	32282	No
96	GOM_NL__2PRFIN20080503_082229_000000322068_00164_32282_7155.N1	03-MAY-2008 08:22:29	Bright	31.500	110	37Del Cas	2.6780	8900.0	63	32282	No
97	GOM_NL__2PRFIN20080503_082349_000000522068_00164_32282_7156.N1	03-MAY-2008 08:23:49	Bright	52.000	68	18Alp Cas	2.2250	4500.0	104	32282	No
98	GOM_NL__2PRFIN20080503_084947_000000412068_00164_32282_7157.N1	03-MAY-2008 08:49:47	Dark	41.000	18	24Alp PsA	1.1660	9700.0	82	32282	No
99	GOM_NL__2PRFIN20080503_085536_000000412068_00164_32282_7158.N1	03-MAY-2008 08:55:36	Dark	41.000	31	Alp Gru	1.7340	15200.	82	32282	No
100	GOM_NL__2PRFIN20080503_085805_000000402068_00165_32283_7144.N1	03-MAY-2008 08:58:05	Dark	39.500	148	Alp Tuc	2.8780	4100.0	79	32283	No
101	GOM_NL__2PRFIN20080503_090107_000000402068_00165_32283_7145.N1	03-MAY-2008 09:01:07	Dark	40.000	45	Alp Pav	1.9400	26000.	80	32283	No

102	GOM_NL__2PRFIN20080503_090732_000000392068_00165_32283_7146.N1	03-MAY-2008 09:07:32	Straylight	39.000	43	Alp TrA	1.9100	4250.0	78	32283	No
103	GOM_NL__2PRFIN20080503_090944_000000372068_00165_32283_7147.N1	03-MAY-2008 09:09:44	Straylight	37.000	134	Bet TrA	2.8100	6600.0	74	32283	No
104	GOM_NL__2PRFIN20080503_091144_000000422068_00165_32283_7148.N1	03-MAY-2008 09:11:44	Straylight	42.000	4	Alp1Cen	-0.010000	5800.0	84	32283	No
105	GOM_NL__2PRFIN20080503_091511_000000402068_00165_32283_7149.N1	03-MAY-2008 09:15:11	Straylight	39.500	78	Alp Lup	2.3040	28000.	79	32283	No
106	GOM_NL__2PRFIN20080503_091643_000000402068_00165_32283_7150.N1	03-MAY-2008 09:16:43	Straylight	39.500	81	Eta Cen	2.3560	28000.	79	32283	No
107	GOM_NL__2PRFIN20080503_091846_000000442068_00165_32283_7151.N1	03-MAY-2008 09:18:46	Tw_i_and_stray	44.000	54	5The Cen	2.0550	4500.0	88	32283	No
108	GOM_NL__2PRFIN20080503_092301_000000382068_00165_32283_7152.N1	03-MAY-2008 09:23:01	Bright	38.000	169	46Gam Hya	2.9910	4700.0	76	32283	No
109	GOM_NL__2PRFIN20080503_092618_000000392068_00165_32283_7153.N1	03-MAY-2008 09:26:18	Bright	38.500	15	67Alp Vir	0.97600	28000.	77	32283	No
110	GOM_NL__2PRFIN20080503_092924_000000362068_00165_32283_7154.N1	03-MAY-2008 09:29:24	Bright	35.500	121	29Gam Vir	2.7400	7200.0	71	32283	No
111	GOM_NL__2PRFIN20080503_093240_000000362068_00165_32283_7155.N1	03-MAY-2008 09:32:40	Bright	35.500	138	47Eps Vir	2.8280	4700.0	71	32283	No
112	GOM_NL__2PRFIN20080503_093449_000000372068_00165_32283_7156.N1	03-MAY-2008 09:34:49	Bright	37.000	111	8Eta Boo	2.6800	6000.0	74	32283	No
113	GOM_NL__2PRFIN20080503_094021_000000352068_00165_32283_7157.N1	03-MAY-2008 09:40:21	Bright	35.000	152	12Alp2CVn	2.8900	11000.	70	32283	No
114	GOM_NL__2PRFIN20080503_094344_000000372068_00165_32283_7158.N1	03-MAY-2008 09:43:44	Bright	37.000	39	85Eta UMa	1.8540	24000.	74	32283	No
115	GOM_NL__2PRFIN20080503_094507_000000362068_00165_32283_7159.N1	03-MAY-2008 09:45:07	Bright	36.000	55	79Zet UMa	2.0600	10200.	72	32283	No
116	GOM_NL__2PRFIN20080503_094630_000000342068_00165_32283_7160.N1	03-MAY-2008 09:46:30	Bright	34.000	82	48Bet UMa	2.3650	10600.	68	32283	No
117	GOM_NL__2PRFIN20080503_094747_000000372068_00165_32283_7161.N1	03-MAY-2008 09:47:47	Bright	37.000	36	50Alp UMa	1.8000	6300.0	74	32283	No
118	GOM_NL__2PRFIN20080503_095112_000000372068_00165_32283_7162.N1	03-MAY-2008 09:51:12	Bright	37.000	60	7Bet UMi	2.0810	3950.0	74	32283	No
119	GOM_NL__2PRFIN20080503_095506_000000332068_00165_32283_7163.N1	03-MAY-2008 09:55:06	Bright	32.500	49	1Alp UMi	1.9900	6300.0	65	32283	No
120	GOM_NL__2PRFIN20080503_100305_000000492068_00165_32283_7164.N1	03-MAY-2008 10:03:05	Bright	48.500	110	37Del Cas	2.6780	8900.0	97	32283	No
121	GOM_NL__2PRFIN20080503_100425_000000332068_00165_32283_7165.N1	03-MAY-2008 10:04:25	Bright	33.000	68	18Alp Cas	2.2250	4500.0	66	32283	No
122	GOM_NL__2PRFIN20080503_103024_000000462068_00165_32283_7166.N1	03-MAY-2008 10:30:24	Dark	45.500	18	24Alp PsA	1.1660	9700.0	91	32283	No
123	GOM_NL__2PRFIN20080503_103612_000000452068_00165_32283_7167.N1	03-MAY-2008 10:36:12	Dark	45.000	31	Alp Gru	1.7340	15200.	90	32283	No
124	GOM_NL__2PRFIN20080503_103841_000000392068_00166_32284_7150.N1	03-MAY-2008 10:38:41	Dark	39.000	148	Alp Tuc	2.8780	4100.0	78	32284	No
125	GOM_NL__2PRFIN20080503_104144_000000412068_00166_32284_7151.N1	03-MAY-2008 10:41:44	Dark	41.000	45	Alp Pav	1.9400	26000.	82	32284	No
126	GOM_NL__2PRFIN20080503_104808_000000472068_00166_32284_7152.N1	03-MAY-2008 10:48:08	Straylight	46.500	43	Alp TrA	1.9100	4250.0	93	32284	No
127	GOM_NL__2PRFIN20080503_105020_000000372068_00166_32284_7153.N1	03-MAY-2008 10:50:20	Straylight	36.500	134	Bet TrA	2.8100	6600.0	73	32284	No
128	GOM_NL__2PRFIN20080503_105220_000000422068_00166_32284_7154.N1	03-MAY-2008 10:52:20	Straylight	41.500	4	Alp1Cen	-0.010000	5800.0	83	32284	No
129	GOM_NL__2PRFIN20080503_105547_000000392068_00166_32284_7155.N1	03-MAY-2008 10:55:47	Straylight	39.000	78	Alp Lup	2.3040	28000.	78	32284	No
130	GOM_NL__2PRFIN20080503_105719_000000372068_00166_32284_7156.N1	03-MAY-2008 10:57:19	Straylight	37.000	81	Eta Cen	2.3560	28000.	74	32284	No
131	GOM_NL__2PRFIN20080503_105922_000000422068_00166_32284_7157.N1	03-MAY-2008 10:59:22	Tw_i_and_stray	42.000	54	5The Cen	2.0550	4500.0	84	32284	No
132	GOM_NL__2PRFIN20080503_110337_000000372068_00166_32284_7158.N1	03-MAY-2008 11:03:37	Bright	37.000	169	46Gam Hya	2.9910	4700.0	74	32284	No
133	GOM_NL__2PRFIN20080503_110654_000000382068_00166_32284_7159.N1	03-MAY-2008 11:06:54	Bright	38.000	15	67Alp Vir	0.97600	28000.	76	32284	No
134	GOM_NL__2PRFIN20080503_111000_000000362068_00166_32284_7160.N1	03-MAY-2008 11:10:00	Bright	35.500	121	29Gam Vir	2.7400	7200.0	71	32284	No
135	GOM_NL__2PRFIN20080503_111316_000000362068_00166_32284_7161.N1	03-MAY-2008 11:13:16	Bright	36.000	138	47Eps Vir	2.8280	4700.0	72	32284	No
136	GOM_NL__2PRFIN20080503_111525_000000372068_00166_32284_7162.N1	03-MAY-2008 11:15:25	Bright	36.500	111	8Eta Boo	2.6800	6000.0	73	32284	No
137	GOM_NL__2PRFIN20080503_112057_000000342068_00166_32284_7163.N1	03-MAY-2008 11:20:57	Bright	34.000	152	12Alp2CVn	2.8900	11000.	68	32284	No
138	GOM_NL__2PRFIN20080503_112419_000000392068_00166_32284_7164.N1	03-MAY-2008 11:24:19	Bright	38.500	39	85Eta UMa	1.8540	24000.	77	32284	No
139	GOM_NL__2PRFIN20080503_112543_000000382068_00166_32284_7165.N1	03-MAY-2008 11:25:43	Bright	37.500	55	79Zet UMa	2.0600	10200.	75	32284	No
140	GOM_NL__2PRFIN20080503_112706_000000352068_00166_32284_7166.N1	03-MAY-2008 11:27:06	Bright	35.000	82	48Bet UMa	2.3650	10600.	70	32284	No
141	GOM_NL__2PRFIN20080503_112823_000000382068_00166_32284_7167.N1	03-MAY-2008 11:28:23	Bright	38.000	36	50Alp UMa	1.8000	6300.0	76	32284	No
142	GOM_NL__2PRFIN20080503_113148_000000392068_00166_32284_7168.N1	03-MAY-2008 11:31:48	Bright	38.500	60	7Bet UMi	2.0810	3950.0	77	32284	No
143	GOM_NL__2PRFIN20080503_113542_000000362068_00166_32284_7169.N1	03-MAY-2008 11:35:42	Bright	35.500	49	1Alp UMi	1.9900	6300.0	71	32284	No
144	GOM_NL__2PRFIN20080503_114341_000000422068_00166_32284_7170.N1	03-MAY-2008 11:43:41	Bright	41.500	110	37Del Cas	2.6780	8900.0	83	32284	No
145	GOM_NL__2PRFIN20080503_114501_000000342068_00166_32284_7171.N1	03-MAY-2008 11:45:01	Bright	34.000	68	18Alp Cas	2.2250	4500.0	68	32284	No
146	GOM_NL__2PRFIN20080503_121100_000000452068_00166_32284_7172.N1	03-MAY-2008 12:11:00	Dark	45.000	18	24Alp PsA	1.1660	9700.0	90	32284	No
147	GOM_NL__2PRFIN20080503_121649_000000392068_00166_32284_7173.N1	03-MAY-2008 12:16:49	Dark	39.000	31	Alp Gru	1.7340	15200.	78	32284	No
148	GOM_NL__2PRFIN20080503_121918_000000372068_00167_32285_7156.N1	03-MAY-2008 12:19:18	Dark	37.000	148	Alp Tuc	2.8780	4100.0	74	32285	No
149	GOM_NL__2PRFIN20080503_122221_000000402068_00167_32285_7157.N1	03-MAY-2008 12:22:21	Dark	40.000	45	Alp Pav	1.9400	26000.	80	32285	No
150	GOM_NL__2PRFIN20080503_122845_000000402068_00167_32285_7158.N1	03-MAY-2008 12:28:45	Straylight	40.000	43	Alp TrA	1.9100	4250.0	80	32285	No
151	GOM_NL__2PRFIN20080503_123057_000000382068_00167_32285_7159.N1	03-MAY-2008 12:30:57	Straylight	37.500	134	Bet TrA	2.8100	6600.0	75	32285	No
152	GOM_NL__2PRFIN20080503_123256_000000422068_00167_32285_7160.N1	03-MAY-2008 12:32:56	Straylight	42.000	4	Alp1Cen	-0.010000	5800.0	84	32285	No
153	GOM_NL__2PRFIN20080503_123623_000000372068_00167_32285_7161.N1	03-MAY-2008 12:36:23	Straylight	37.000	78	Alp Lup	2.3040	28000.	74	32285	No
154	GOM_NL__2PRFIN20080503_123755_000000402068_00167_32285_7162.N1	03-MAY-2008 12:37:55	Straylight	39.500	81	Eta Cen	2.3560	28000.	79	32285	No
155	GOM_NL__2PRFIN20080503_123958_000000412068_00167_32285_7163.N1	03-MAY-2008 12:39:58	Tw_i_and_stray	41.000	54	5The Cen	2.0550	4500.0	82	32285	No
156	GOM_NL__2PRFIN20080503_124413_000000362068_00167_32285_7164.N1	03-MAY-2008 12:44:13	Bright	35.500	169	46Gam Hya	2.9910	4700.0	71	32285	No
157	GOM_NL__2PRFIN20080503_124730_000000382068_00167_32285_7165.N1	03-MAY-2008 12:47:30	Bright	38.000	15	67Alp Vir	0.97600	28000.	76	32285	No
158	GOM_NL__2PRFIN20080503_125036_000000362068_00167_32285_7166.N1	03-MAY-2008 12:50:36	Bright	36.000	121	29Gam Vir	2.7400	7200.0	72	32285	No
159	GOM_NL__2PRFIN20080503_125352_000000352068_00167_32285_7167.N1	03-MAY-2008 12:53:52	Bright	35.000	138	47Eps Vir	2.8280	4700.0	70	32285	No
160	GOM_NL__2PRFIN20080503_125601_000000372068_00167_32285_7168.N1	03-MAY-2008 12:56:01	Bright	36.500	111	8Eta Boo	2.6800	6000.0	73	32285	No



161	GOM_NL__2PRFIN20080503_130133_000000342068_00167_32285_7169.N1	03-MAY-2008 13:01:33	Bright	34.000	152	12Alp2CVn	2.8900	11000.	68	32285	No
162	GOM_NL__2PRFIN20080503_130455_000000382068_00167_32285_7170.N1	03-MAY-2008 13:04:55	Bright	37.500	39	85Eta UMa	1.8540	24000.	75	32285	No
163	GOM_NL__2PRFIN20080503_130619_000000362068_00167_32285_7171.N1	03-MAY-2008 13:06:19	Bright	35.500	55	79Zet UMa	2.0600	10200.	71	32285	No
164	GOM_NL__2PRFIN20080503_130742_000000362068_00167_32285_7172.N1	03-MAY-2008 13:07:42	Bright	35.500	82	48Bet UMa	2.3650	10600.	71	32285	No
165	GOM_NL__2PRFIN20080503_130859_000000372068_00167_32285_7173.N1	03-MAY-2008 13:08:59	Bright	36.500	36	50Alp UMa	1.8000	6300.0	73	32285	No
166	GOM_NL__2PRFIN20080503_131224_000000382068_00167_32285_7174.N1	03-MAY-2008 13:12:24	Bright	37.500	60	7Bet UMi	2.0810	3950.0	75	32285	No
167	GOM_NL__2PRFIN20080503_132417_000000452068_00167_32285_7175.N1	03-MAY-2008 13:24:17	Bright	45.000	110	37Del Cas	2.6780	8900.0	90	32285	No
168	GOM_NL__2PRFIN20080503_132537_000000342068_00167_32285_7176.N1	03-MAY-2008 13:25:37	Bright	33.500	68	18Alp Cas	2.2250	4500.0	67	32285	No
169	GOM_NL__2PRFIN20080503_135137_000000442068_00167_32285_7177.N1	03-MAY-2008 13:51:37	Dark	44.000	18	24Alp PsA	1.1660	9700.0	88	32285	No
170	GOM_NL__2PRFIN20080503_135725_000000392068_00167_32285_7178.N1	03-MAY-2008 13:57:25	Dark	38.500	31	Alp Gru	1.7340	15200.	77	32285	No
171	GOM_NL__2PRFIN20080503_135954_000000372068_00168_32286_7170.N1	03-MAY-2008 13:59:54	Dark	37.000	148	Alp Tuc	2.8780	4100.0	74	32286	No
172	GOM_NL__2PRFIN20080503_140257_000000402068_00168_32286_7171.N1	03-MAY-2008 14:02:57	Dark	39.500	45	Alp Pav	1.9400	26000.	79	32286	No
173	GOM_NL__2PRFIN20080503_140921_000000392068_00168_32286_7172.N1	03-MAY-2008 14:09:21	Straylight	38.500	43	Alp TrA	1.9100	4250.0	77	32286	No
174	GOM_NL__2PRFIN20080503_141133_000000382068_00168_32286_7173.N1	03-MAY-2008 14:11:33	Straylight	38.000	134	Bet TrA	2.8100	6600.0	76	32286	No
175	GOM_NL__2PRFIN20080503_141332_000000432068_00168_32286_7174.N1	03-MAY-2008 14:13:32	Straylight	43.000	4	Alp1Cen	-0.010000	5800.0	86	32286	No
176	GOM_NL__2PRFIN20080503_141700_000000372068_00168_32286_7175.N1	03-MAY-2008 14:17:00	Straylight	36.500	78	Alp Lup	2.3040	28000.	73	32286	No
177	GOM_NL__2PRFIN20080503_141832_000000382068_00168_32286_7176.N1	03-MAY-2008 14:18:32	Straylight	37.500	81	Eta Cen	2.3560	28000.	75	32286	No
178	GOM_NL__2PRFIN20080503_142035_000000452068_00168_32286_7177.N1	03-MAY-2008 14:20:35	Tw_i_and_stray	45.000	54	5The Cen	2.0550	4500.0	90	32286	No
179	GOM_NL__2PRFIN20080503_142449_000000402068_00168_32286_7178.N1	03-MAY-2008 14:24:49	Bright	39.500	169	46Gam Hya	2.9910	4700.0	79	32286	No
180	GOM_NL__2PRFIN20080503_142806_000000382068_00168_32286_7179.N1	03-MAY-2008 14:28:06	Bright	38.000	15	67Alp Vir	0.97600	28000.	76	32286	No
181	GOM_NL__2PRFIN20080503_143113_000000362068_00168_32286_7180.N1	03-MAY-2008 14:31:13	Bright	35.500	121	29Gam Vir	2.7400	7200.0	71	32286	No
182	GOM_NL__2PRFIN20080503_143428_000000352068_00168_32286_7181.N1	03-MAY-2008 14:34:28	Bright	34.500	138	47Eps Vir	2.8280	4700.0	69	32286	No
183	GOM_NL__2PRFIN20080503_143637_000000372068_00168_32286_7182.N1	03-MAY-2008 14:36:37	Bright	36.500	111	8Eta Boo	2.6800	6000.0	73	32286	No
184	GOM_NL__2PRFIN20080503_144209_000000362068_00168_32286_7183.N1	03-MAY-2008 14:42:09	Bright	35.500	152	12Alp2CVn	2.8900	11000.	71	32286	No
185	GOM_NL__2PRFIN20080503_144531_000000382068_00168_32286_7184.N1	03-MAY-2008 14:45:31	Bright	37.500	39	85Eta UMa	1.8540	24000.	75	32286	No
186	GOM_NL__2PRFIN20080503_144654_000000372068_00168_32286_7185.N1	03-MAY-2008 14:46:54	Bright	36.500	55	79Zet UMa	2.0600	10200.	73	32286	No
187	GOM_NL__2PRFIN20080503_144819_000000362068_00168_32286_7186.N1	03-MAY-2008 14:48:19	Bright	35.500	82	48Bet UMa	2.3650	10600.	71	32286	No
188	GOM_NL__2PRFIN20080503_144935_000000382068_00168_32286_7187.N1	03-MAY-2008 14:49:35	Bright	37.500	36	50Alp UMa	1.8000	6300.0	75	32286	No
189	GOM_NL__2PRFIN20080503_145300_000000392068_00168_32286_7188.N1	03-MAY-2008 14:53:00	Bright	39.000	60	7Bet UMi	2.0810	3950.0	78	32286	No
190	GOM_NL__2PRFIN20080503_145654_000000332068_00168_32286_7189.N1	03-MAY-2008 14:56:54	Bright	32.500	49	1Alp UMi	1.9900	6300.0	65	32286	No
191	GOM_NL__2PRFIN20080503_150453_000000342068_00168_32286_7190.N1	03-MAY-2008 15:04:53	Bright	33.500	110	37Del Cas	2.6780	8900.0	67	32286	No
192	GOM_NL__2PRFIN20080503_150613_000000342068_00168_32286_7191.N1	03-MAY-2008 15:06:13	Bright	34.000	68	18Alp Cas	2.2250	4500.0	68	32286	No
193	GOM_NL__2PRFIN20080503_153213_000000422068_00168_32286_7192.N1	03-MAY-2008 15:32:13	Dark	42.000	18	24Alp PsA	1.1660	9700.0	84	32286	No
194	GOM_NL__2PRFIN20080503_153802_000000412068_00168_32286_7193.N1	03-MAY-2008 15:38:02	Dark	40.500	31	Alp Gru	1.7340	15200.	81	32286	No
195	GOM_NL__2PRFIN20080503_154030_000000442068_00169_32287_7177.N1	03-MAY-2008 15:40:30	Dark	43.500	148	Alp Tuc	2.8780	4100.0	87	32287	No
196	GOM_NL__2PRFIN20080503_154334_000000412068_00169_32287_7178.N1	03-MAY-2008 15:43:34	Dark	40.500	45	Alp Pav	1.9400	26000.	81	32287	No
197	GOM_NL__2PRFIN20080503_154957_000000402068_00169_32287_7179.N1	03-MAY-2008 15:49:57	Straylight	40.000	43	Alp TrA	1.9100	4250.0	80	32287	No
198	GOM_NL__2PRFIN20080503_155209_000000372068_00169_32287_7180.N1	03-MAY-2008 15:52:09	Straylight	37.000	134	Bet TrA	2.8100	6600.0	74	32287	No
199	GOM_NL__2PRFIN20080503_155409_000000482068_00169_32287_7181.N1	03-MAY-2008 15:54:09	Straylight	47.500	4	Alp1Cen	-0.010000	5800.0	95	32287	No
200	GOM_NL__2PRFIN20080503_155736_000000372068_00169_32287_7182.N1	03-MAY-2008 15:57:36	Straylight	36.500	78	Alp Lup	2.3040	28000.	73	32287	No
201	GOM_NL__2PRFIN20080503_155908_000000402068_00169_32287_7183.N1	03-MAY-2008 15:59:08	Straylight	39.500	81	Eta Cen	2.3560	28000.	79	32287	No
202	GOM_NL__2PRFIN20080503_160111_000000462068_00169_32287_7184.N1	03-MAY-2008 16:01:11	Tw_i_and_stray	45.500	54	5The Cen	2.0550	4500.0	91	32287	No
203	GOM_NL__2PRFIN20080503_160525_000000382068_00169_32287_7185.N1	03-MAY-2008 16:05:25	Bright	37.500	169	46Gam Hya	2.9910	4700.0	75	32287	No
204	GOM_NL__2PRFIN20080503_160842_000000372068_00169_32287_7186.N1	03-MAY-2008 16:08:42	Bright	37.000	15	67Alp Vir	0.97600	28000.	74	32287	No
205	GOM_NL__2PRFIN20080503_161149_000000362068_00169_32287_7187.N1	03-MAY-2008 16:11:49	Bright	36.000	121	29Gam Vir	2.7400	7200.0	72	32287	No
206	GOM_NL__2PRFIN20080503_161504_000000352068_00169_32287_7188.N1	03-MAY-2008 16:15:04	Bright	35.000	138	47Eps Vir	2.8280	4700.0	70	32287	No
207	GOM_NL__2PRFIN20080503_161712_000000362068_00169_32287_7189.N1	03-MAY-2008 16:17:12	Bright	36.000	111	8Eta Boo	2.6800	6000.0	72	32287	No
208	GOM_NL__2PRFIN20080503_162245_000000352068_00169_32287_7190.N1	03-MAY-2008 16:22:45	Bright	34.500	152	12Alp2CVn	2.8900	11000.	69	32287	No
209	GOM_NL__2PRFIN20080503_162607_000000382068_00169_32287_7191.N1	03-MAY-2008 16:26:07	Bright	38.000	39	85Eta UMa	1.8540	24000.	76	32287	No
210	GOM_NL__2PRFIN20080503_162730_000000362068_00169_32287_7192.N1	03-MAY-2008 16:27:30	Bright	36.000	55	79Zet UMa	2.0600	10200.	72	32287	No
211	GOM_NL__2PRFIN20080503_162855_000000452068_00169_32287_7193.N1	03-MAY-2008 16:28:55	Bright	45.000	82	48Bet UMa	2.3650	10600.	90	32287	No
212	GOM_NL__2PRFIN20080503_163011_000000372068_00169_32287_7194.N1	03-MAY-2008 16:30:11	Bright	36.500	36	50Alp UMa	1.8000	6300.0	73	32287	No
213	GOM_NL__2PRFIN20080503_163335_000000382068_00169_32287_7195.N1	03-MAY-2008 16:33:35	Bright	38.000	60	7Bet UMi	2.0810	3950.0	76	32287	No
214	GOM_NL__2PRFIN20080503_163730_000000362068_00169_32287_7196.N1	03-MAY-2008 16:37:30	Bright	35.500	49	1Alp UMi	1.9900	6300.0	71	32287	No
215	GOM_NL__2PRFIN20080503_164529_000000382068_00169_32287_7197.N1	03-MAY-2008 16:45:29	Bright	38.000	110	37Del Cas	2.6780	8900.0	76	32287	No
216	GOM_NL__2PRFIN20080503_164649_000000352068_00169_32287_7198.N1	03-MAY-2008 16:46:49	Bright	35.000	68	18Alp Cas	2.2250	4500.0	70	32287	No
217	GOM_NL__2PRFIN20080503_171250_000000432068_00169_32287_7199.N1	03-MAY-2008 17:12:50	Dark	42.500	18	24Alp PsA	1.1660	9700.0	85	32287	No
218	GOM_NL__2PRFIN20080503_171838_000000402068_00169_32287_7200.N1	03-MAY-2008 17:18:38	Dark	39.500	31	Alp Gru	1.7340	15200.	79	32287	No
219	GOM_NL__2PRFIN20080503_172107_000000442068_00170_32288_7185.N1	03-MAY-2008 17:21:07	Dark	44.000	148	Alp Tuc	2.8780	4100.0	88	32288	No

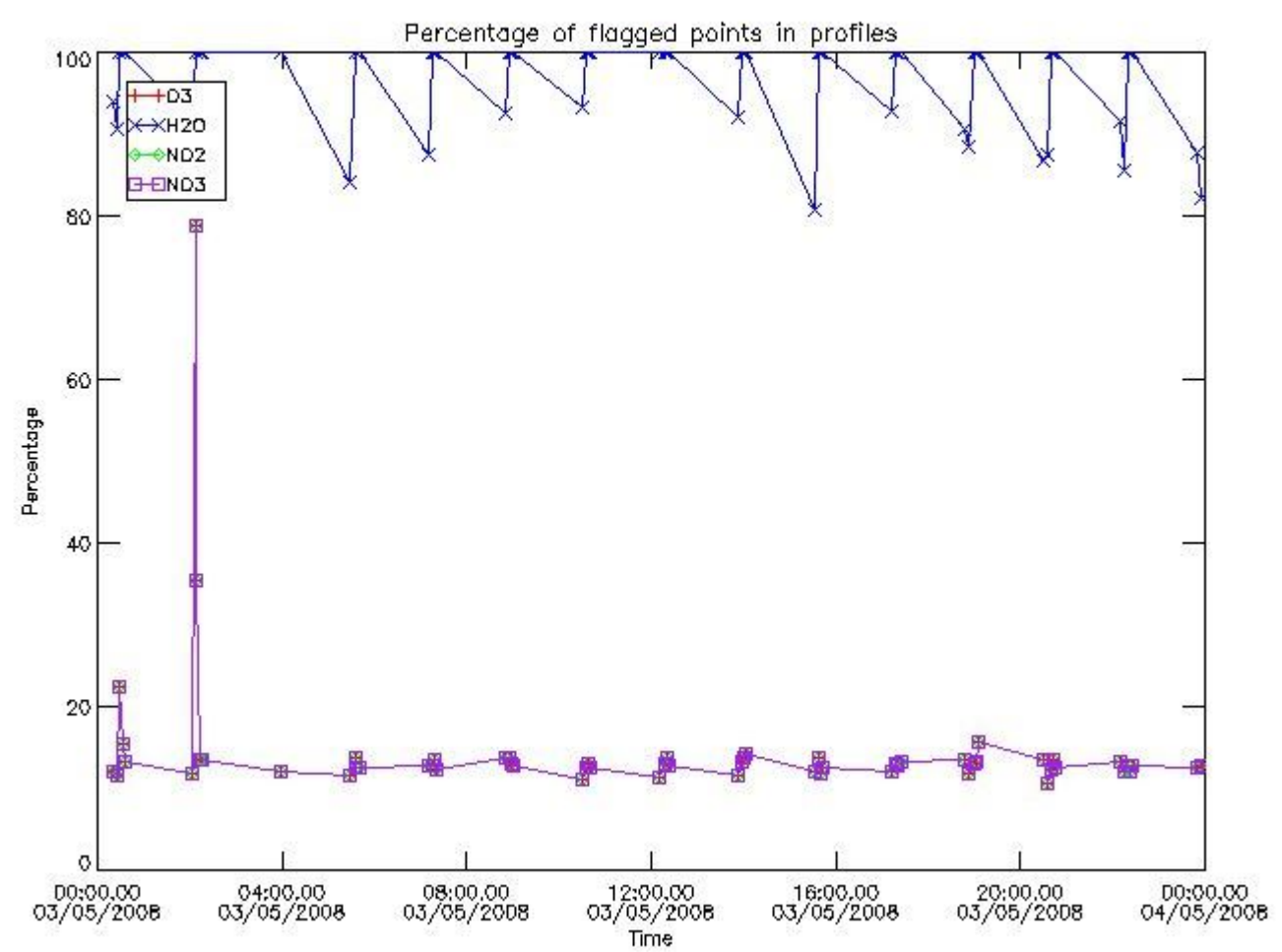
220	GOM_NL__2PRFIN20080503_172410_000000392068_00170_32288_7186.N1	03-MAY-2008 17:24:10	Dark	38.500	45	Alp Pav	1.9400	26000.	77	32288	No
221	GOM_NL__2PRFIN20080503_173034_000000472068_00170_32288_7187.N1	03-MAY-2008 17:30:34	Straylight	47.000	43	Alp TrA	1.9100	4250.0	94	32288	No
222	GOM_NL__2PRFIN20080503_173246_000000382068_00170_32288_7188.N1	03-MAY-2008 17:32:46	Straylight	38.000	134	Bet TrA	2.8100	6600.0	76	32288	No
223	GOM_NL__2PRFIN20080503_173445_000000492068_00170_32288_7189.N1	03-MAY-2008 17:34:45	Straylight	49.000	4	Alp1Cen	-0.010000	5800.0	98	32288	No
224	GOM_NL__2PRFIN20080503_173812_000000412068_00170_32288_7190.N1	03-MAY-2008 17:38:12	Straylight	40.500	78	Alp Lup	2.3040	28000.	81	32288	No
225	GOM_NL__2PRFIN20080503_173944_000000382068_00170_32288_7191.N1	03-MAY-2008 17:39:44	Straylight	38.000	81	Eta Cen	2.3560	28000.	76	32288	No
226	GOM_NL__2PRFIN20080503_174147_000000412068_00170_32288_7192.N1	03-MAY-2008 17:41:47	Tw_i_and_stray	41.000	54	5The Cen	2.0550	4500.0	82	32288	No
227	GOM_NL__2PRFIN20080503_174601_000000412068_00170_32288_7193.N1	03-MAY-2008 17:46:01	Bright	40.500	169	46Gam Hya	2.9910	4700.0	81	32288	No
228	GOM_NL__2PRFIN20080503_174919_000000382068_00170_32288_7194.N1	03-MAY-2008 17:49:19	Bright	37.500	15	67Alp Vir	0.97600	28000.	75	32288	No
229	GOM_NL__2PRFIN20080503_175225_000000362068_00170_32288_7195.N1	03-MAY-2008 17:52:25	Bright	35.500	121	29Gam Vir	2.7400	7200.0	71	32288	No
230	GOM_NL__2PRFIN20080503_175540_000000362068_00170_32288_7196.N1	03-MAY-2008 17:55:40	Bright	35.500	138	47Eps Vir	2.8280	4700.0	71	32288	No
231	GOM_NL__2PRFIN20080503_175748_000000372068_00170_32288_7197.N1	03-MAY-2008 17:57:48	Bright	37.000	111	8Eta Boo	2.6800	6000.0	74	32288	No
232	GOM_NL__2PRFIN20080503_180321_000000342068_00170_32288_7198.N1	03-MAY-2008 18:03:21	Bright	34.000	152	12Alp2CVn	2.8900	11000.	68	32288	No
233	GOM_NL__2PRFIN20080503_180643_000000372068_00170_32288_7199.N1	03-MAY-2008 18:06:43	Bright	37.000	39	85Eta UMa	1.8540	24000.	74	32288	No
234	GOM_NL__2PRFIN20080503_180806_000000362068_00170_32288_7200.N1	03-MAY-2008 18:08:06	Bright	35.500	55	79Zet UMa	2.0600	10200.	71	32288	No
235	GOM_NL__2PRFIN20080503_180931_000000362068_00170_32288_7201.N1	03-MAY-2008 18:09:31	Bright	36.000	82	48Bet UMa	2.3650	10600.	72	32288	No
236	GOM_NL__2PRFIN20080503_181048_000000342068_00170_32288_7202.N1	03-MAY-2008 18:10:48	Bright	34.000	36	50Alp UMa	1.8000	6300.0	68	32288	No
237	GOM_NL__2PRFIN20080503_181411_000000382068_00170_32288_7203.N1	03-MAY-2008 18:14:11	Bright	38.000	60	7Bet UMi	2.0810	3950.0	76	32288	No
238	GOM_NL__2PRFIN20080503_181806_000000362068_00170_32288_7204.N1	03-MAY-2008 18:18:06	Bright	36.000	49	1Alp UMi	1.9900	6300.0	72	32288	No
239	GOM_NL__2PRFIN20080503_182605_000000322068_00170_32288_7205.N1	03-MAY-2008 18:26:05	Bright	32.000	110	37Del Cas	2.6780	8900.0	64	32288	No
240	GOM_NL__2PRFIN20080503_182725_000000332068_00170_32288_7206.N1	03-MAY-2008 18:27:25	Bright	33.000	68	18Alp Cas	2.2250	4500.0	66	32288	No
241	GOM_NL__2PRFIN20080503_184810_000000382068_00170_32288_7207.N1	03-MAY-2008 18:48:10	Dark	38.000	52	16Bet Cet	2.0370	4500.0	76	32288	No
242	GOM_NL__2PRFIN20080503_185326_000000442068_00170_32288_7208.N1	03-MAY-2008 18:53:26	Dark	43.500	18	24Alp PsA	1.1660	9700.0	87	32288	No
243	GOM_NL__2PRFIN20080503_185915_000000392068_00170_32288_7209.N1	03-MAY-2008 18:59:15	Dark	39.000	31	Alp Gru	1.7340	15200.	78	32288	No
244	GOM_NL__2PRFIN20080503_190143_000000392068_00171_32289_7195.N1	03-MAY-2008 19:01:43	Dark	38.500	148	Alp Tuc	2.8780	4100.0	77	32289	No
245	GOM_NL__2PRFIN20080503_190447_000000392068_00171_32289_7196.N1	03-MAY-2008 19:04:47	Dark	39.000	45	Alp Pav	1.9400	26000.	78	32289	No
246	GOM_NL__2PRFIN20080503_191110_000000412068_00171_32289_7197.N1	03-MAY-2008 19:11:10	Straylight	40.500	43	Alp TrA	1.9100	4250.0	81	32289	No
247	GOM_NL__2PRFIN20080503_191322_000000372068_00171_32289_7198.N1	03-MAY-2008 19:13:22	Straylight	37.000	134	Bet TrA	2.8100	6600.0	74	32289	No
248	GOM_NL__2PRFIN20080503_191521_000000442068_00171_32289_7199.N1	03-MAY-2008 19:15:21	Straylight	43.500	4	Alp1Cen	-0.010000	5800.0	87	32289	No
249	GOM_NL__2PRFIN20080503_191848_000000382068_00171_32289_7200.N1	03-MAY-2008 19:18:48	Straylight	37.500	78	Alp Lup	2.3040	28000.	75	32289	No
250	GOM_NL__2PRFIN20080503_192020_000000402068_00171_32289_7201.N1	03-MAY-2008 19:20:20	Straylight	39.500	81	Eta Cen	2.3560	28000.	79	32289	No
251	GOM_NL__2PRFIN20080503_192223_000000432068_00171_32289_7202.N1	03-MAY-2008 19:22:23	Tw_i_and_stray	42.500	54	5The Cen	2.0550	4500.0	85	32289	No
252	GOM_NL__2PRFIN20080503_192637_000000382068_00171_32289_7203.N1	03-MAY-2008 19:26:37	Bright	38.000	169	46Gam Hya	2.9910	4700.0	76	32289	No
253	GOM_NL__2PRFIN20080503_192955_000000382068_00171_32289_7204.N1	03-MAY-2008 19:29:55	Bright	37.500	15	67Alp Vir	0.97600	28000.	75	32289	No
254	GOM_NL__2PRFIN20080503_193301_000000362068_00171_32289_7205.N1	03-MAY-2008 19:33:01	Bright	36.000	121	29Gam Vir	2.7400	7200.0	72	32289	No
255	GOM_NL__2PRFIN20080503_193616_000000352068_00171_32289_7206.N1	03-MAY-2008 19:36:16	Bright	35.000	138	47Eps Vir	2.8280	4700.0	70	32289	No
256	GOM_NL__2PRFIN20080503_193824_000000372068_00171_32289_7207.N1	03-MAY-2008 19:38:24	Bright	36.500	111	8Eta Boo	2.6800	6000.0	73	32289	No
257	GOM_NL__2PRFIN20080503_194357_000000332068_00171_32289_7208.N1	03-MAY-2008 19:43:57	Bright	33.000	152	12Alp2CVn	2.8900	11000.	66	32289	No
258	GOM_NL__2PRFIN20080503_194718_000000362068_00171_32289_7209.N1	03-MAY-2008 19:47:18	Bright	36.000	39	85Eta UMa	1.8540	24000.	72	32289	No
259	GOM_NL__2PRFIN20080503_194842_000000362068_00171_32289_7210.N1	03-MAY-2008 19:48:42	Bright	36.000	55	79Zet UMa	2.0600	10200.	72	32289	No
260	GOM_NL__2PRFIN20080503_195007_000000362068_00171_32289_7211.N1	03-MAY-2008 19:50:07	Bright	36.000	82	48Bet UMa	2.3650	10600.	72	32289	No
261	GOM_NL__2PRFIN20080503_195124_000000372068_00171_32289_7212.N1	03-MAY-2008 19:51:24	Bright	36.500	36	50Alp UMa	1.8000	6300.0	73	32289	No
262	GOM_NL__2PRFIN20080503_195447_000000392068_00171_32289_7213.N1	03-MAY-2008 19:54:47	Bright	39.000	60	7Bet UMi	2.0810	3950.0	78	32289	No
263	GOM_NL__2PRFIN20080503_195842_000000362068_00171_32289_7214.N1	03-MAY-2008 19:58:42	Bright	35.500	49	1Alp UMi	1.9900	6300.0	71	32289	No
264	GOM_NL__2PRFIN20080503_200642_000000352068_00171_32289_7215.N1	03-MAY-2008 20:06:42	Bright	35.000	110	37Del Cas	2.6780	8900.0	70	32289	No
265	GOM_NL__2PRFIN20080503_200801_000000362068_00171_32289_7216.N1	03-MAY-2008 20:08:01	Bright	36.000	68	18Alp Cas	2.2250	4500.0	72	32289	No
266	GOM_NL__2PRFIN20080503_202846_000000382068_00171_32289_7217.N1	03-MAY-2008 20:28:46	Dark	38.000	52	16Bet Cet	2.0370	4500.0	76	32289	No
267	GOM_NL__2PRFIN20080503_203403_000000482068_00171_32289_7218.N1	03-MAY-2008 20:34:03	Dark	48.000	18	24Alp PsA	1.1660	9700.0	96	32289	No
268	GOM_NL__2PRFIN20080503_203951_000000422068_00171_32289_7219.N1	03-MAY-2008 20:39:51	Dark	41.500	31	Alp Gru	1.7340	15200.	83	32289	No
269	GOM_NL__2PRFIN20080503_204219_000000382068_00172_32290_7208.N1	03-MAY-2008 20:42:19	Dark	38.000	148	Alp Tuc	2.8780	4100.0	76	32290	No
270	GOM_NL__2PRFIN20080503_204524_000000412068_00172_32290_7209.N1	03-MAY-2008 20:45:24	Dark	41.000	45	Alp Pav	1.9400	26000.	82	32290	No
271	GOM_NL__2PRFIN20080503_205146_000000382068_00172_32290_7210.N1	03-MAY-2008 20:51:46	Straylight	38.000	43	Alp TrA	1.9100	4250.0	76	32290	No
272	GOM_NL__2PRFIN20080503_205358_000000362068_00172_32290_7211.N1	03-MAY-2008 20:53:58	Straylight	35.500	134	Bet TrA	2.8100	6600.0	71	32290	No
273	GOM_NL__2PRFIN20080503_205557_000000452068_00172_32290_7212.N1	03-MAY-2008 20:55:57	Straylight	45.000	4	Alp1Cen	-0.010000	5800.0	90	32290	No
274	GOM_NL__2PRFIN20080503_205925_000000402068_00172_32290_7213.N1	03-MAY-2008 20:59:25	Straylight	40.000	78	Alp Lup	2.3040	28000.	80	32290	No
275	GOM_NL__2PRFIN20080503_210057_000000382068_00172_32290_7214.N1	03-MAY-2008 21:00:57	Straylight	38.000	81	Eta Cen	2.3560	28000.	76	32290	No
276	GOM_NL__2PRFIN20080503_210259_000000432068_00172_32290_7215.N1	03-MAY-2008 21:02:59	Tw_i_and_stray	43.000	54	5The Cen	2.0550	4500.0	86	32290	No
277	GOM_NL__2PRFIN20080503_210713_000000382068_00172_32290_7216.N1	03-MAY-2008 21:07:13	Bright	37.500	169	46Gam Hya	2.9910	4700.0	75	32290	No
278	GOM_NL__2PRFIN20080503_211031_000000372068_00172_32290_7217.N1	03-MAY-2008 21:10:31	Bright	37.000	15	67Alp Vir	0.97600	28000.	74	32290	No

279	GOM_NL__2PRFIN20080503_211337_000000362068_00172_32290_7218.N1	03-MAY-2008 21:13:37	Bright	36.000	121	29Gam Vir	2.7400	7200.0	72	32290	No
280	GOM_NL__2PRFIN20080503_211652_000000352068_00172_32290_7219.N1	03-MAY-2008 21:16:52	Bright	35.000	138	47Eps Vir	2.8280	4700.0	70	32290	No
281	GOM_NL__2PRFIN20080503_211900_000000372068_00172_32290_7220.N1	03-MAY-2008 21:19:00	Bright	36.500	111	8Eta Boo	2.6800	6000.0	73	32290	No
282	GOM_NL__2PRFIN20080503_212433_000000342068_00172_32290_7221.N1	03-MAY-2008 21:24:33	Bright	34.000	152	12Alp2CVn	2.8900	11000.	68	32290	No
283	GOM_NL__2PRFIN20080503_212754_000000362068_00172_32290_7222.N1	03-MAY-2008 21:27:54	Bright	36.000	39	85Eta UMa	1.8540	24000.	72	32290	No
284	GOM_NL__2PRFIN20080503_212918_000000482068_00172_32290_7223.N1	03-MAY-2008 21:29:18	Bright	47.500	55	79Zet UMa	2.0600	10200.	95	32290	No
285	GOM_NL__2PRFIN20080503_213044_000000372068_00172_32290_7224.N1	03-MAY-2008 21:30:44	Bright	36.500	82	48Bet UMa	2.3650	10600.	73	32290	No
286	GOM_NL__2PRFIN20080503_213200_000000372068_00172_32290_7225.N1	03-MAY-2008 21:32:00	Bright	36.500	36	50Alp UMa	1.8000	6300.0	73	32290	No
287	GOM_NL__2PRFIN20080503_213523_000000382068_00172_32290_7226.N1	03-MAY-2008 21:35:23	Bright	38.000	60	7Bet UMi	2.0810	3950.0	76	32290	No
288	GOM_NL__2PRFIN20080503_213918_000000352068_00172_32290_7227.N1	03-MAY-2008 21:39:18	Bright	34.500	49	1Alp UMi	1.9900	6300.0	69	32290	No
289	GOM_NL__2PRFIN20080503_214718_000000462068_00172_32290_7228.N1	03-MAY-2008 21:47:18	Bright	45.500	110	37Del Cas	2.6780	8900.0	91	32290	No
290	GOM_NL__2PRFIN20080503_214837_000000332068_00172_32290_7229.N1	03-MAY-2008 21:48:37	Bright	32.500	68	18Alp Cas	2.2250	4500.0	65	32290	No
291	GOM_NL__2PRFIN20080503_220922_000000422068_00172_32290_7230.N1	03-MAY-2008 22:09:22	Dark	42.000	52	16Bet Cet	2.0370	4500.0	84	32290	No
292	GOM_NL__2PRFIN20080503_221439_000000422068_00172_32290_7231.N1	03-MAY-2008 22:14:39	Dark	42.000	18	24Alp PsA	1.1660	9700.0	84	32290	No
293	GOM_NL__2PRFIN20080503_222028_000000402068_00172_32290_7232.N1	03-MAY-2008 22:20:28	Dark	40.000	31	Alp Gru	1.7340	15200.	80	32290	No
294	GOM_NL__2PRFIN20080503_222255_000000422068_00173_32291_7238.N1	03-MAY-2008 22:22:55	Dark	42.000	148	Alp Tuc	2.8780	4100.0	84	32291	No
295	GOM_NL__2PRFIN20080503_222600_000000402068_00173_32291_7239.N1	03-MAY-2008 22:26:00	Dark	40.000	45	Alp Pav	1.9400	26000.	80	32291	No
296	GOM_NL__2PRFIN20080503_223222_000000392068_00173_32291_7240.N1	03-MAY-2008 22:32:22	Straylight	38.500	43	Alp TrA	1.9100	4250.0	77	32291	No
297	GOM_NL__2PRFIN20080503_223434_000000382068_00173_32291_7241.N1	03-MAY-2008 22:34:34	Straylight	38.000	134	Bet TrA	2.8100	6600.0	76	32291	No
298	GOM_NL__2PRFIN20080503_223633_000000432068_00173_32291_7242.N1	03-MAY-2008 22:36:33	Straylight	43.000	4	Alp1Cen	-0.010000	5800.0	86	32291	No
299	GOM_NL__2PRFIN20080503_224001_000000372068_00173_32291_7243.N1	03-MAY-2008 22:40:01	Straylight	37.000	78	Alp Lup	2.3040	28000.	74	32291	No
300	GOM_NL__2PRFIN20080503_224133_000000402068_00173_32291_7244.N1	03-MAY-2008 22:41:33	Straylight	40.000	81	Eta Cen	2.3560	28000.	80	32291	No
301	GOM_NL__2PRFIN20080503_224335_000000432068_00173_32291_7245.N1	03-MAY-2008 22:43:35	Tw_i_and_stray	42.500	54	5The Cen	2.0550	4500.0	85	32291	No
302	GOM_NL__2PRFIN20080503_224749_000000382068_00173_32291_7246.N1	03-MAY-2008 22:47:49	Bright	37.500	169	46Gam Hya	2.9910	4700.0	75	32291	No
303	GOM_NL__2PRFIN20080503_225107_000000392068_00173_32291_7247.N1	03-MAY-2008 22:51:07	Bright	38.500	15	67Alp Vir	0.97600	28000.	77	32291	No
304	GOM_NL__2PRFIN20080503_225413_000000362068_00173_32291_7248.N1	03-MAY-2008 22:54:13	Bright	35.500	121	29Gam Vir	2.7400	7200.0	71	32291	No
305	GOM_NL__2PRFIN20080503_225728_000000352068_00173_32291_7249.N1	03-MAY-2008 22:57:28	Bright	34.500	138	47Eps Vir	2.8280	4700.0	69	32291	No
306	GOM_NL__2PRFIN20080503_225936_000000372068_00173_32291_7250.N1	03-MAY-2008 22:59:36	Bright	36.500	111	8Eta Boo	2.6800	6000.0	73	32291	No
307	GOM_NL__2PRFIN20080503_230509_000000342068_00173_32291_7251.N1	03-MAY-2008 23:05:09	Bright	34.000	152	12Alp2CVn	2.8900	11000.	68	32291	No
308	GOM_NL__2PRFIN20080503_230830_000000342068_00173_32291_7252.N1	03-MAY-2008 23:08:30	Bright	34.000	39	85Eta UMa	1.8540	24000.	68	32291	No
309	GOM_NL__2PRFIN20080503_230954_000000342068_00173_32291_7253.N1	03-MAY-2008 23:09:54	Bright	33.500	55	79Zet UMa	2.0600	10200.	67	32291	No
310	GOM_NL__2PRFIN20080503_231120_000000402068_00173_32291_7254.N1	03-MAY-2008 23:11:20	Bright	39.500	82	48Bet UMa	2.3650	10600.	79	32291	No
311	GOM_NL__2PRFIN20080503_231236_000000372068_00173_32291_7255.N1	03-MAY-2008 23:12:36	Bright	36.500	36	50Alp UMa	1.8000	6300.0	73	32291	No
312	GOM_NL__2PRFIN20080503_231558_000000392068_00173_32291_7256.N1	03-MAY-2008 23:15:58	Bright	38.500	60	7Bet UMi	2.0810	3950.0	77	32291	No
313	GOM_NL__2PRFIN20080503_231954_000000352068_00173_32291_7257.N1	03-MAY-2008 23:19:54	Bright	35.000	49	1Alp UMi	1.9900	6300.0	70	32291	No
314	GOM_NL__2PRFIN20080503_232754_000000342068_00173_32291_7258.N1	03-MAY-2008 23:27:54	Bright	34.000	110	37Del Cas	2.6780	8900.0	68	32291	No
315	GOM_NL__2PRFIN20080503_232913_000000342068_00173_32291_7259.N1	03-MAY-2008 23:29:13	Bright	34.000	68	18Alp Cas	2.2250	4500.0	68	32291	No
316	GOM_NL__2PRFIN20080503_234958_000000412068_00173_32291_7260.N1	03-MAY-2008 23:49:58	Dark	41.000	52	16Bet Cet	2.0370	4500.0	82	32291	No
317	GOM_NL__2PRFIN20080503_235516_000000482068_00173_32291_7261.N1	03-MAY-2008 23:55:16	Dark	48.000	18	24Alp PsA	1.1660	9700.0	96	32291	No

### 3. Quality information per product

In this section it is plotted some information contained in the Quality Summary data set of the level 2 products. Only products in dark limb conditions and without errors (error flag in the MPH set to "0") are used.


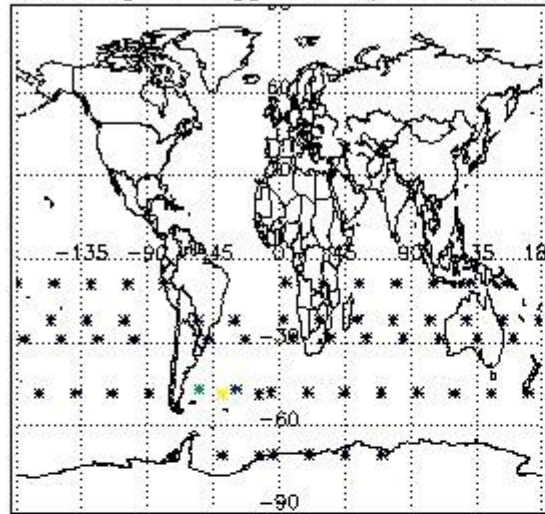
#### 3.1 Plot quality information per product (time dependant)



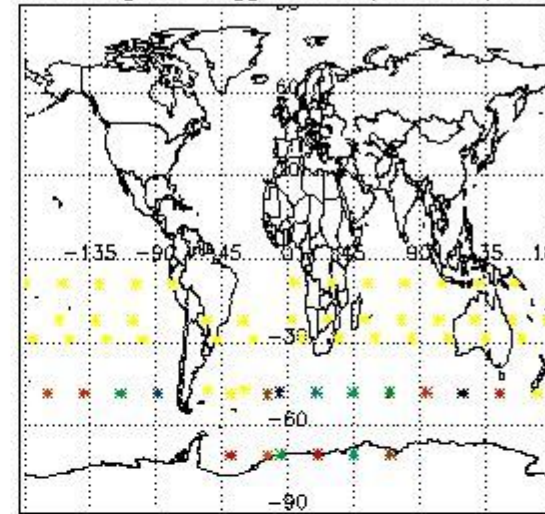
3.2 Plot quality information per product (world map)




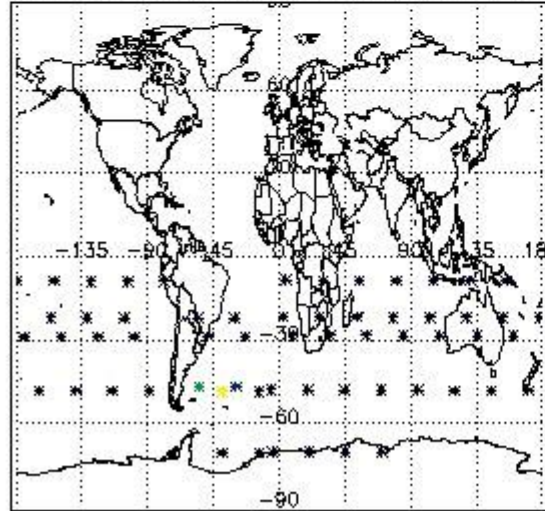
Percentage of flagged data per O3 profile



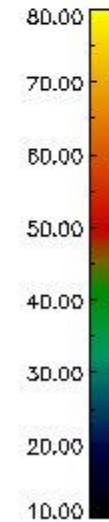
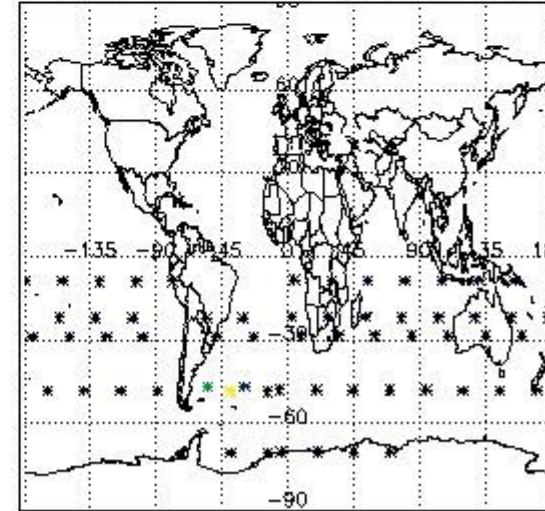
Percentage of flagged data per H2O profile



Percentage of flagged data per NO2 profile



Percentage of flagged data per NO3 profile

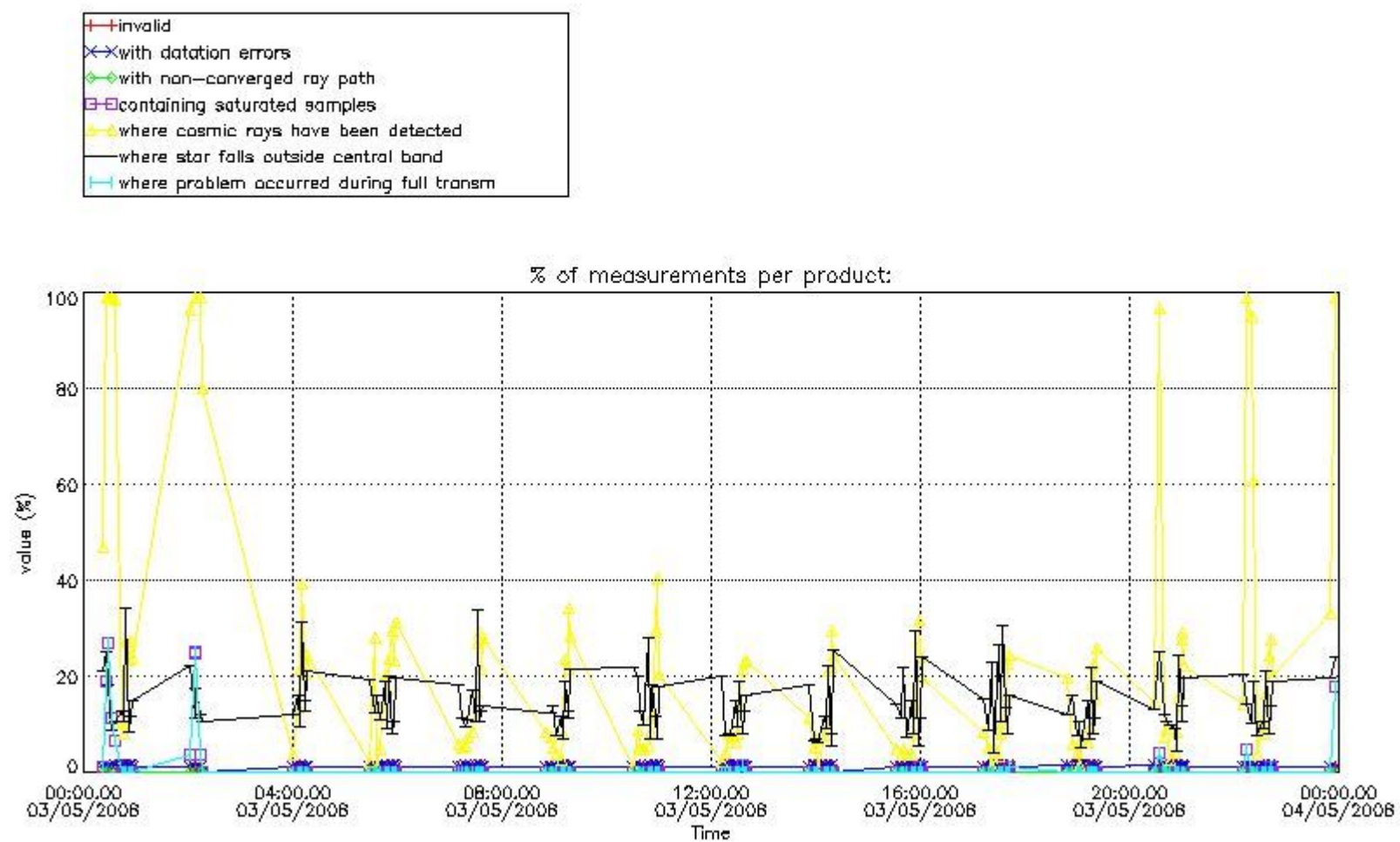


#### 4. Level 1 quality information per product

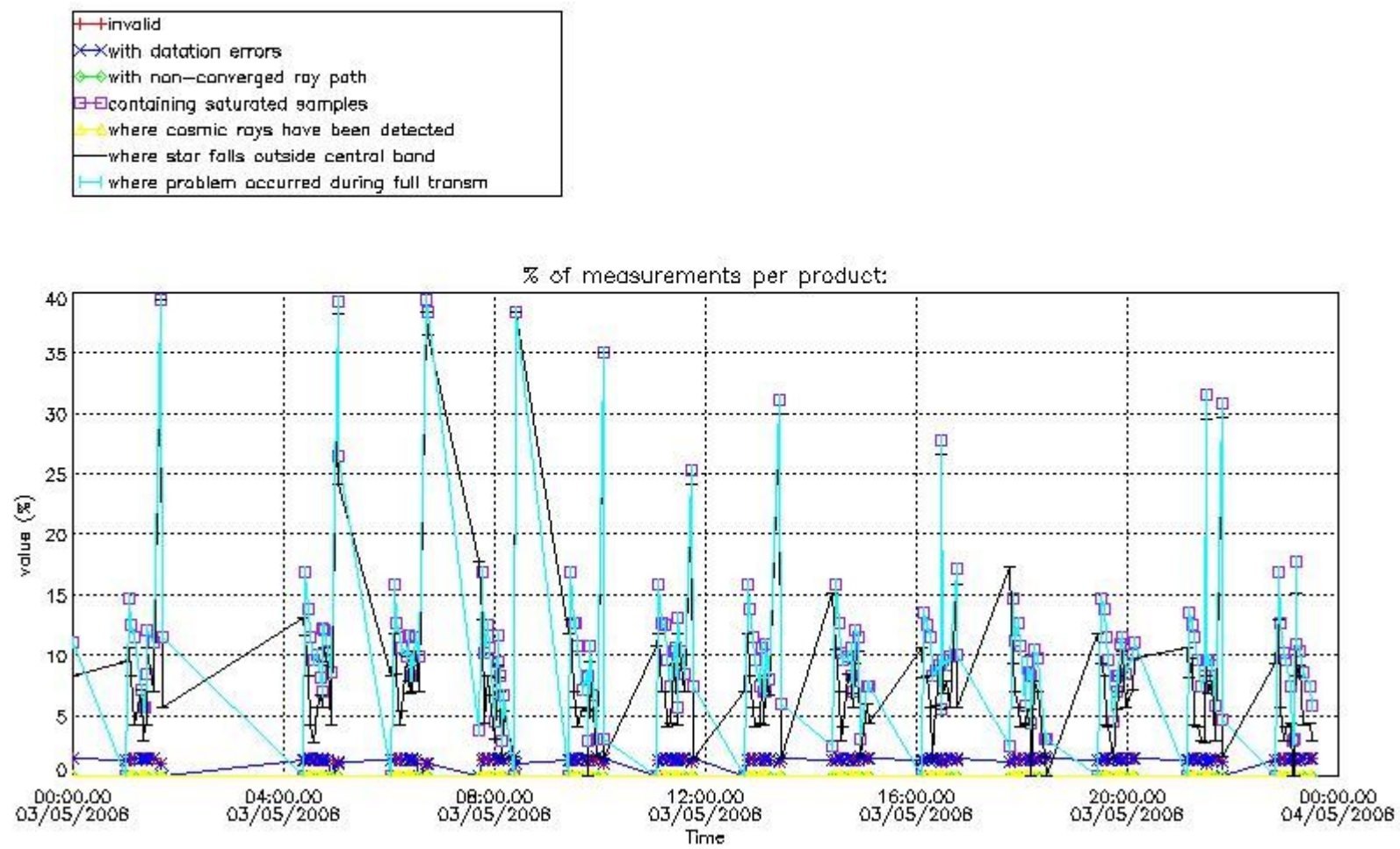
In this section it is plotted some information contained in the Quality Summary data set of the level 2 products that comes from the level 1b processing. Products without errors (error flag in the MPH set to "0") are used.

##### 4.1 Plot quality information per product (time dependant) coming from level 1b processing

###### 4.1.1 Plot level 1 quality information per product (time dependant): ENVISAT ASCENDING passes



4.1.2 Plot level 1 quality information per product (time dependant): ENVI SAT DESCENDING passes

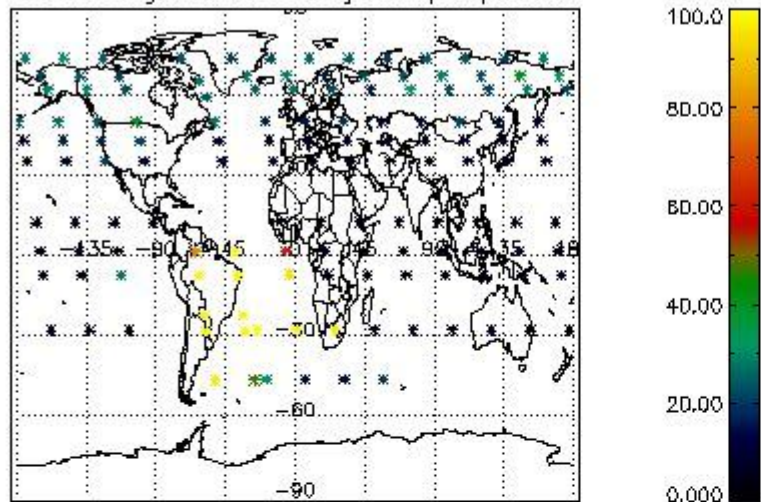


*4.2 Plot quality information per product coming from level 1b processing (world map)*

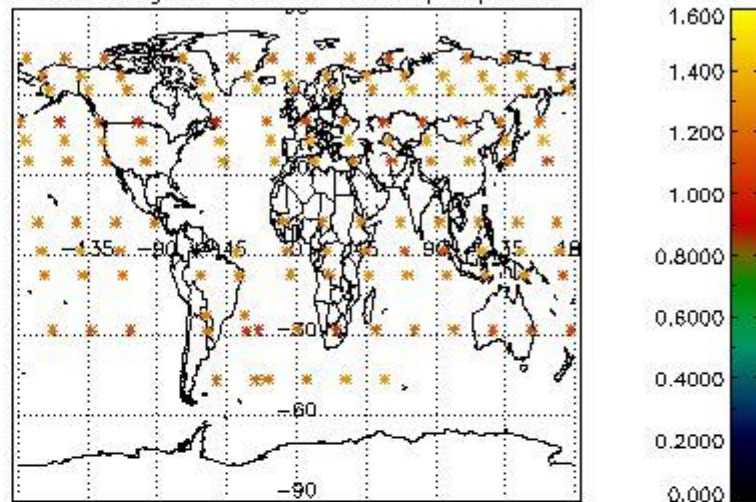
*4.2.1 Plot level 1 quality information per product (world map): ENVISAT ASCENDING passes*



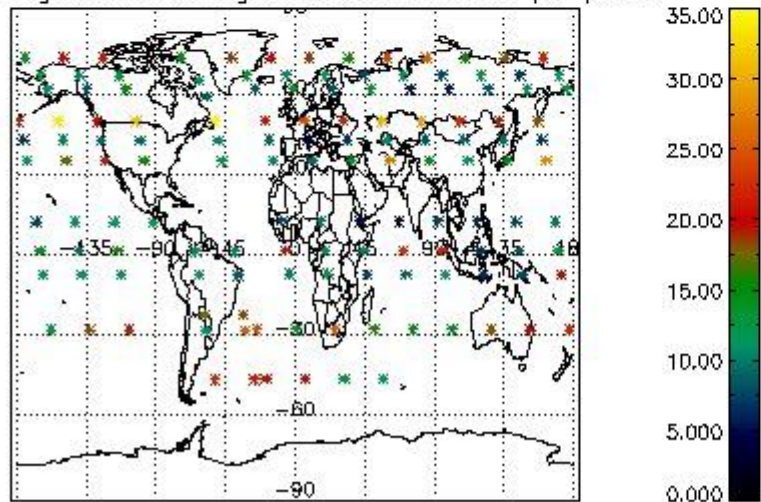
Percentage of cosmic ray hits per profile



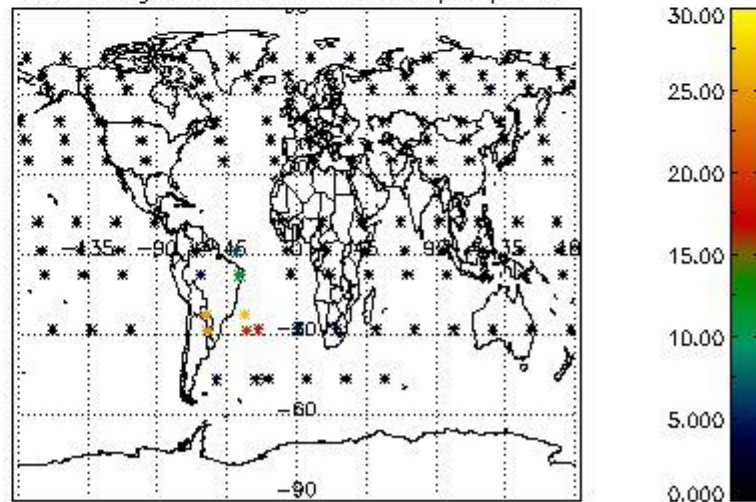
Percentage of datation errors per profile



Percentage of star falling outside central band per profile

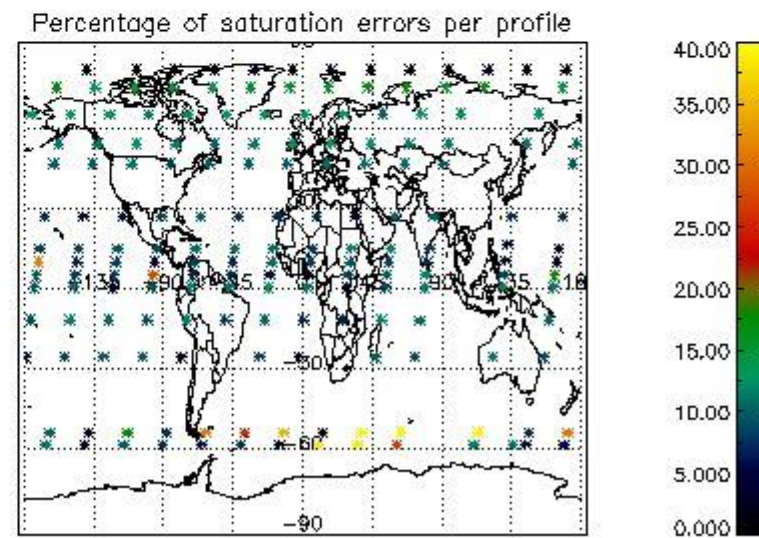
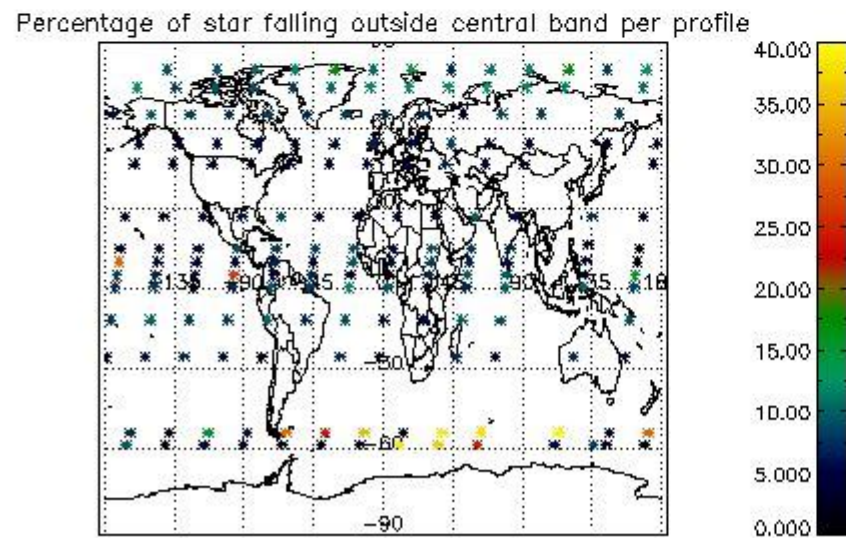
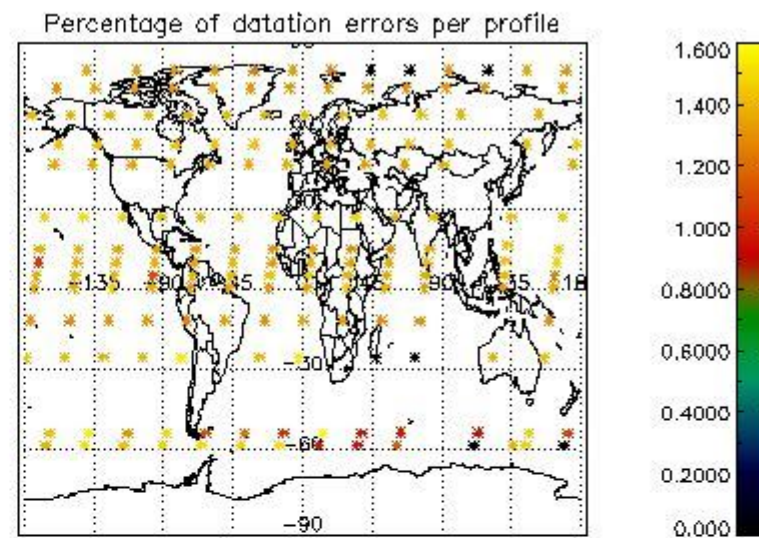
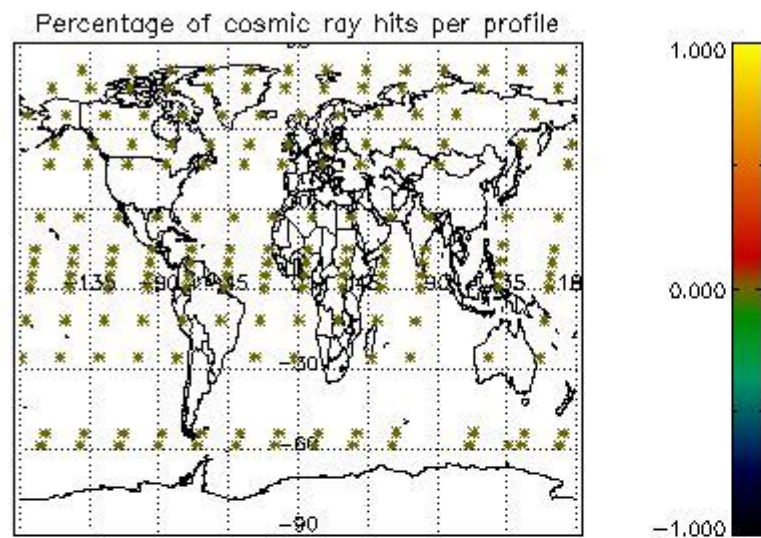


Percentage of saturation errors per profile



4.2.2 Plot level 1 quality information per product (world map): ENVISAT DESCENDING passes





## 5. Trace gas profiles

### 5.1 Ozone statistics based on quality of products

The final quality of the products can be "measured" using the STD (Standard Deviation) attached to every point profile. This information is written to the parameter GOM\_NL\_\_2P/NL\_LOCAL\_SPECIES\_DENSITY/o3\_std of the level 2 products. The table below shows the statistics for given STD ranges.

The statistics are given with respect to the overall valid production:

- Products without fatal errors: GOM\_NL\_\_2P/MPH/PRODUCT\_ERR=0
- Valid point profile: GOM\_NL\_\_2P/NL\_LOCAL\_SPECIES\_DENSITY/pcd(0)=0

The 'Criteria' is applied to valid points of dark limb products:

- Products in dark limb illumination condition: GOM\_NL\_\_2P/NL\_SUMMARY\_QUALITY/obs\_ill\_cond=0
- Products without fatal errors: GOM\_NL\_\_2P/MPH/PRODUCT\_ERR=0
- Valid point profile: GOM\_NL\_\_2P/NL\_LOCAL\_SPECIES\_DENSITY/pcd(0)=0

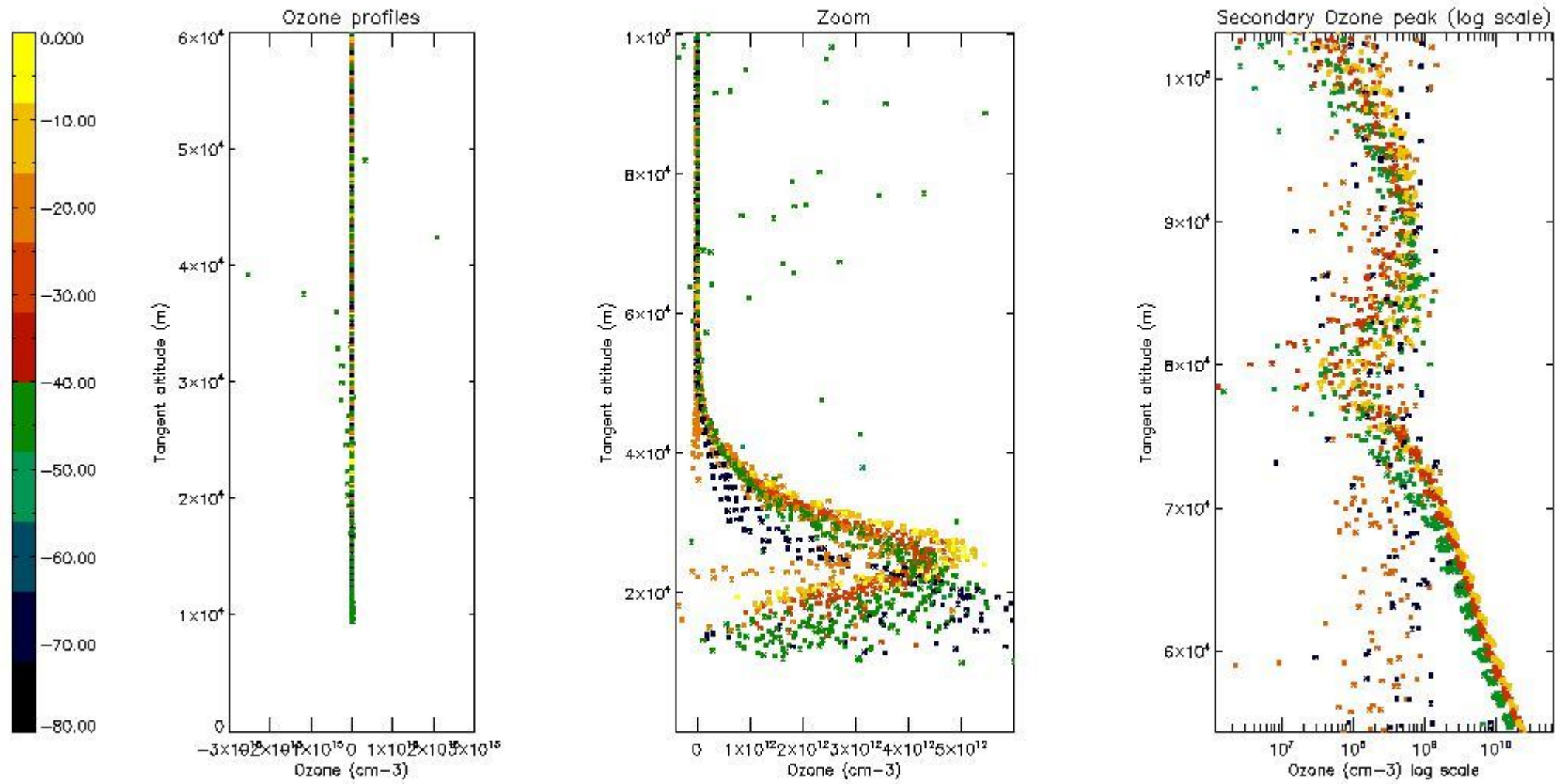
So, the table below shows the percentage of dark limb and valid observations for each criteria with respect to the overall valid daily observations.

Criteria	% of total production
All STD	20
STD < 20	11

STD < 10	9
STD < 5	6

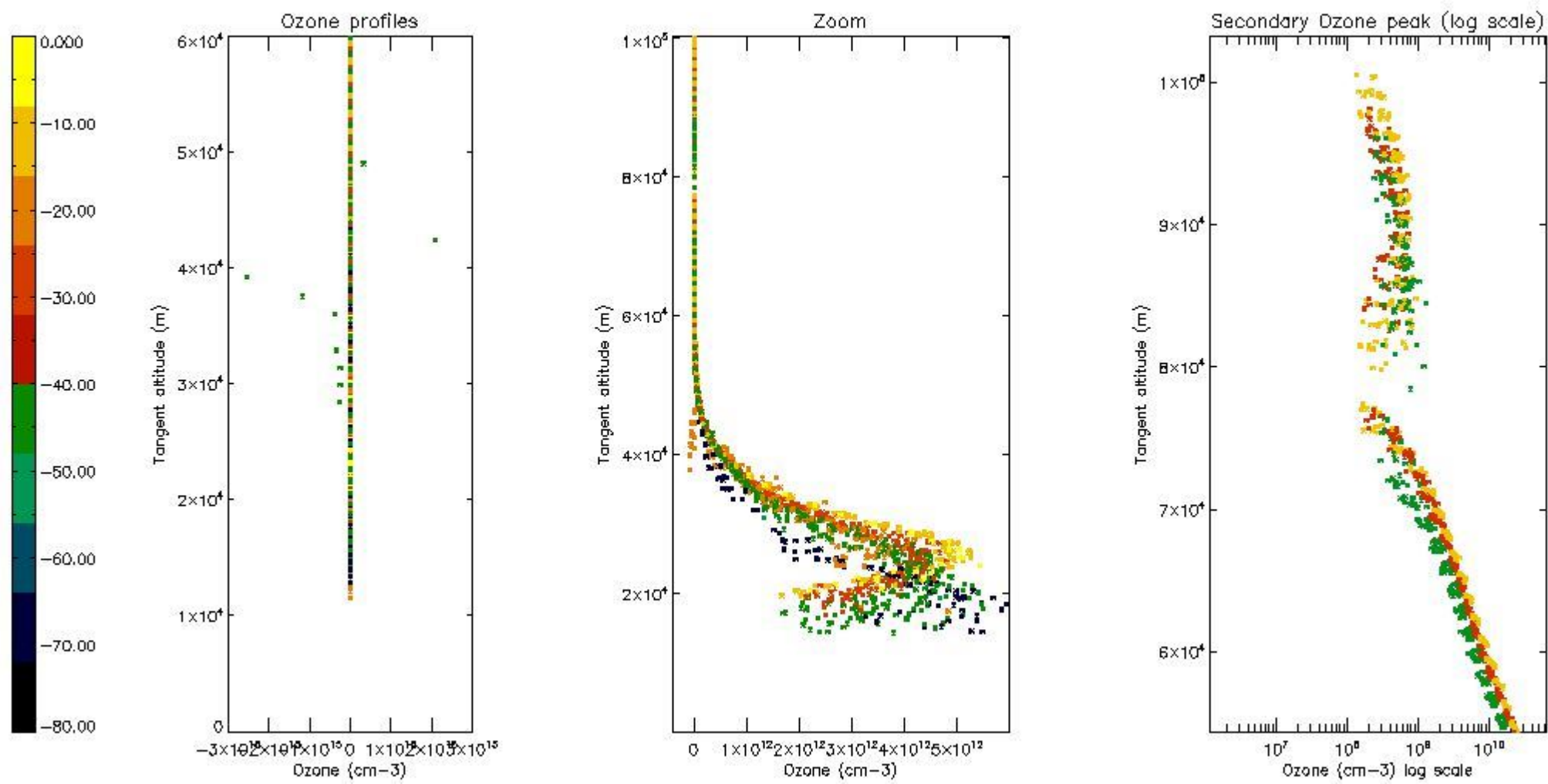
5.2 Plot ozone profiles for all STD (dark without errors)

The colorbar represents the latitude.



5.3 Plot ozone profiles where STD < 20% (dark without errors)

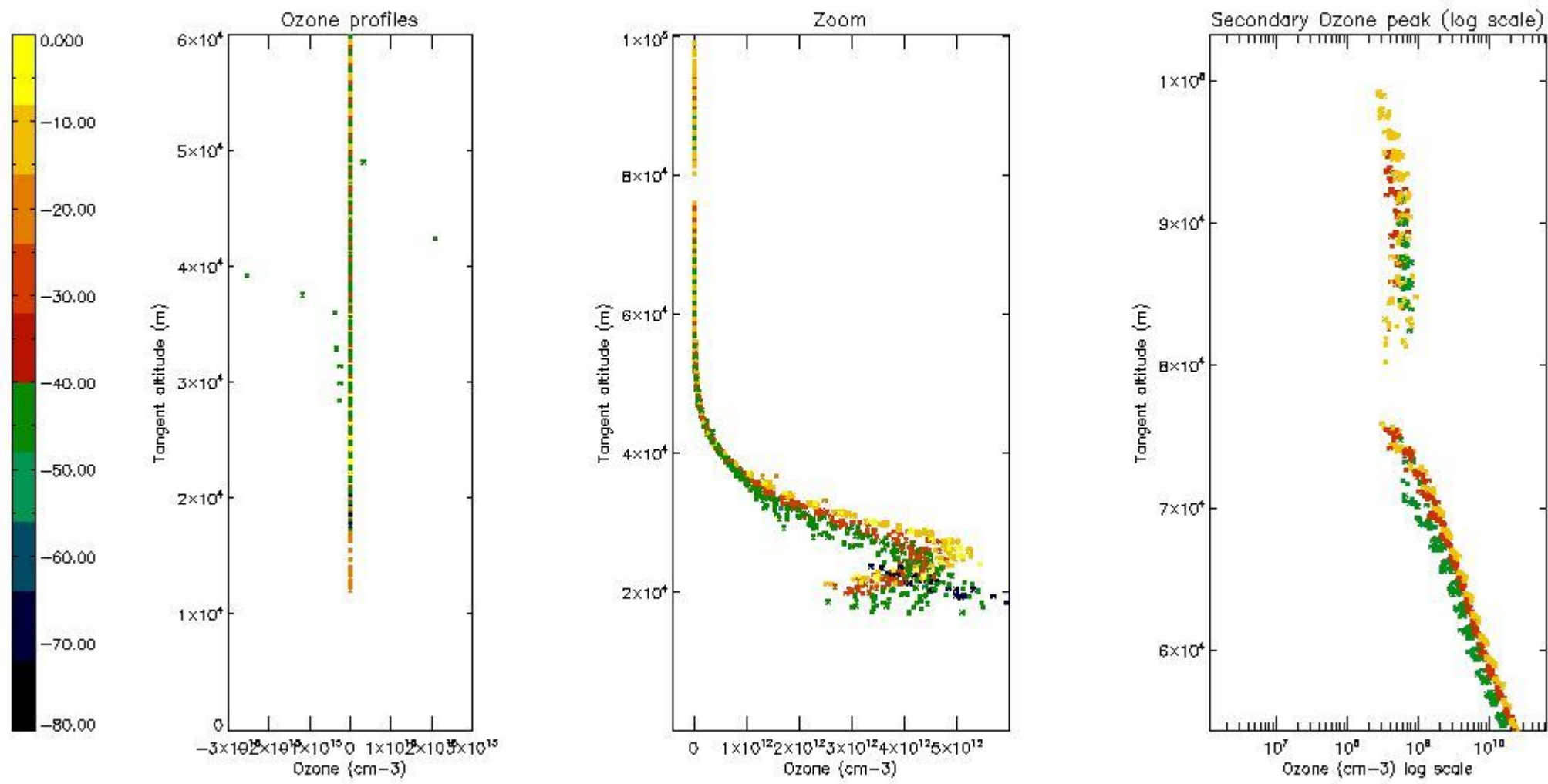
The colorbar represents the latitude.



*5.4 Plot ozone profiles where STD < 10% (dark without errors)*

The colorbar represents the latitude.

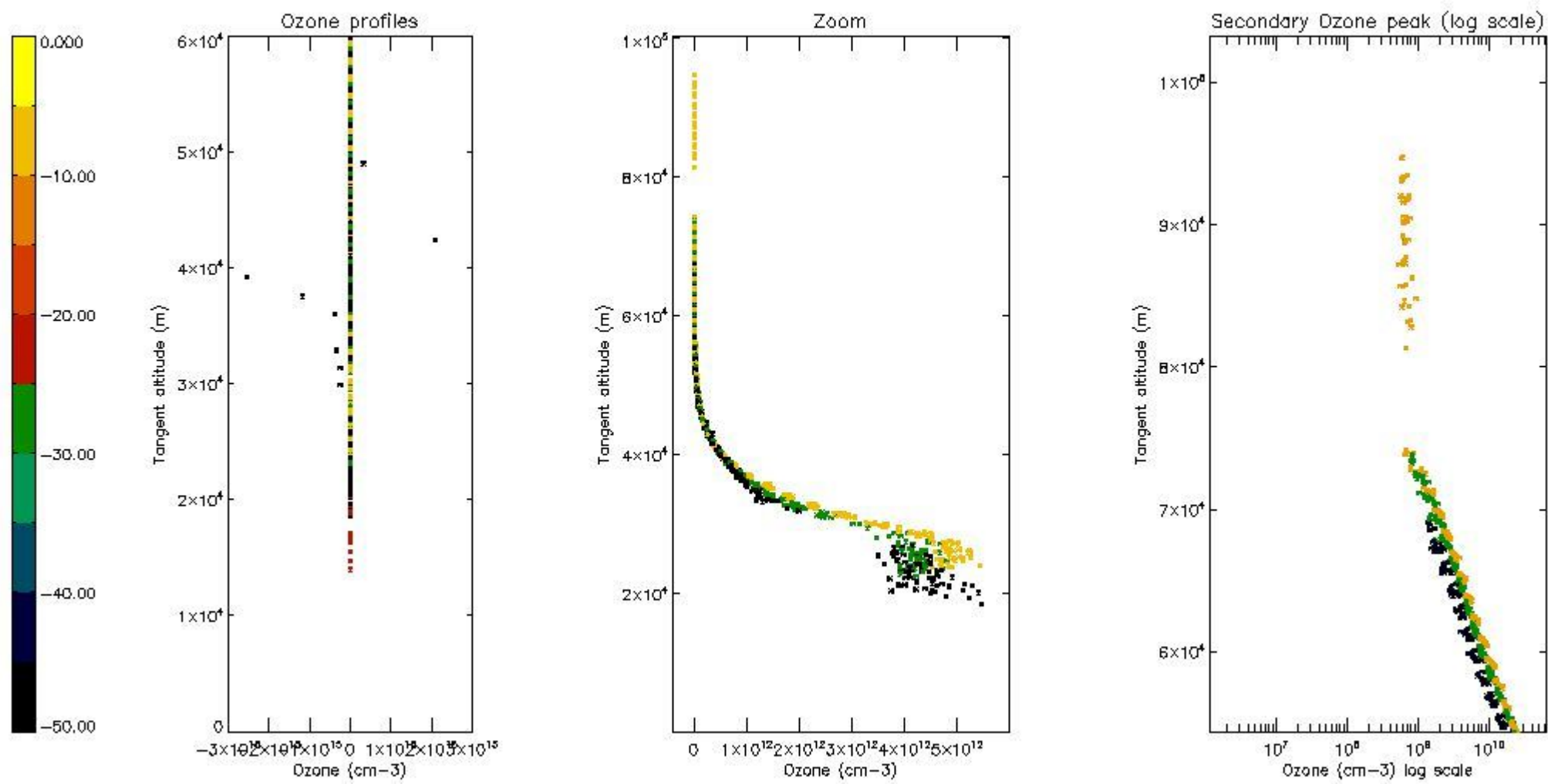




*5.5 Plot ozone profiles where STD < 5% (dark without errors)*

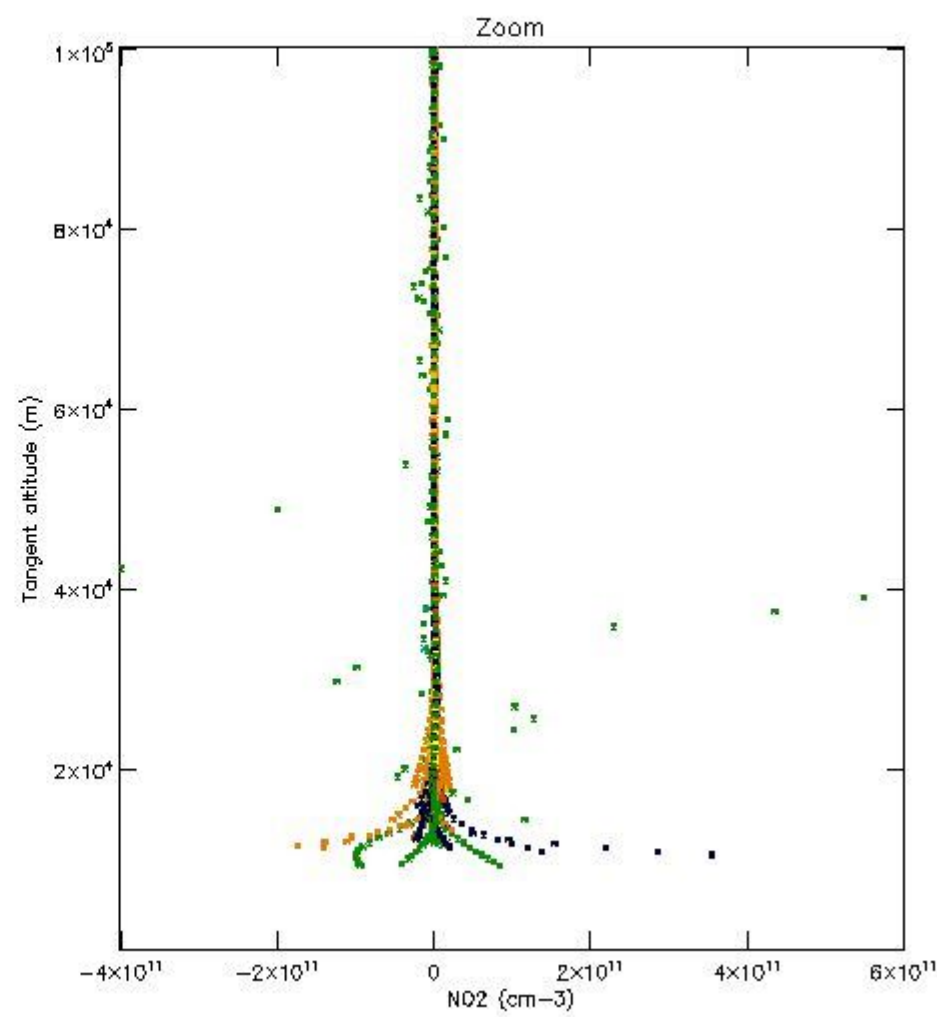
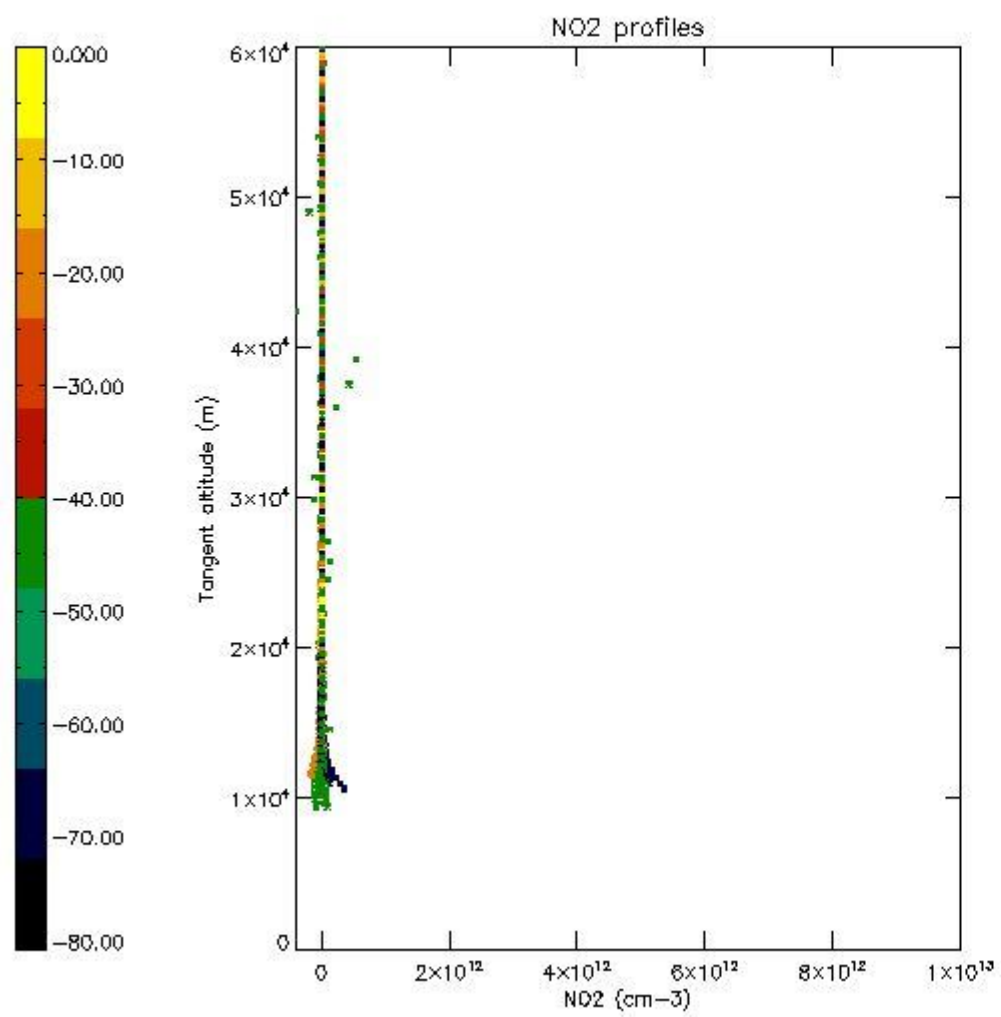
The colorbar represents the latitude.





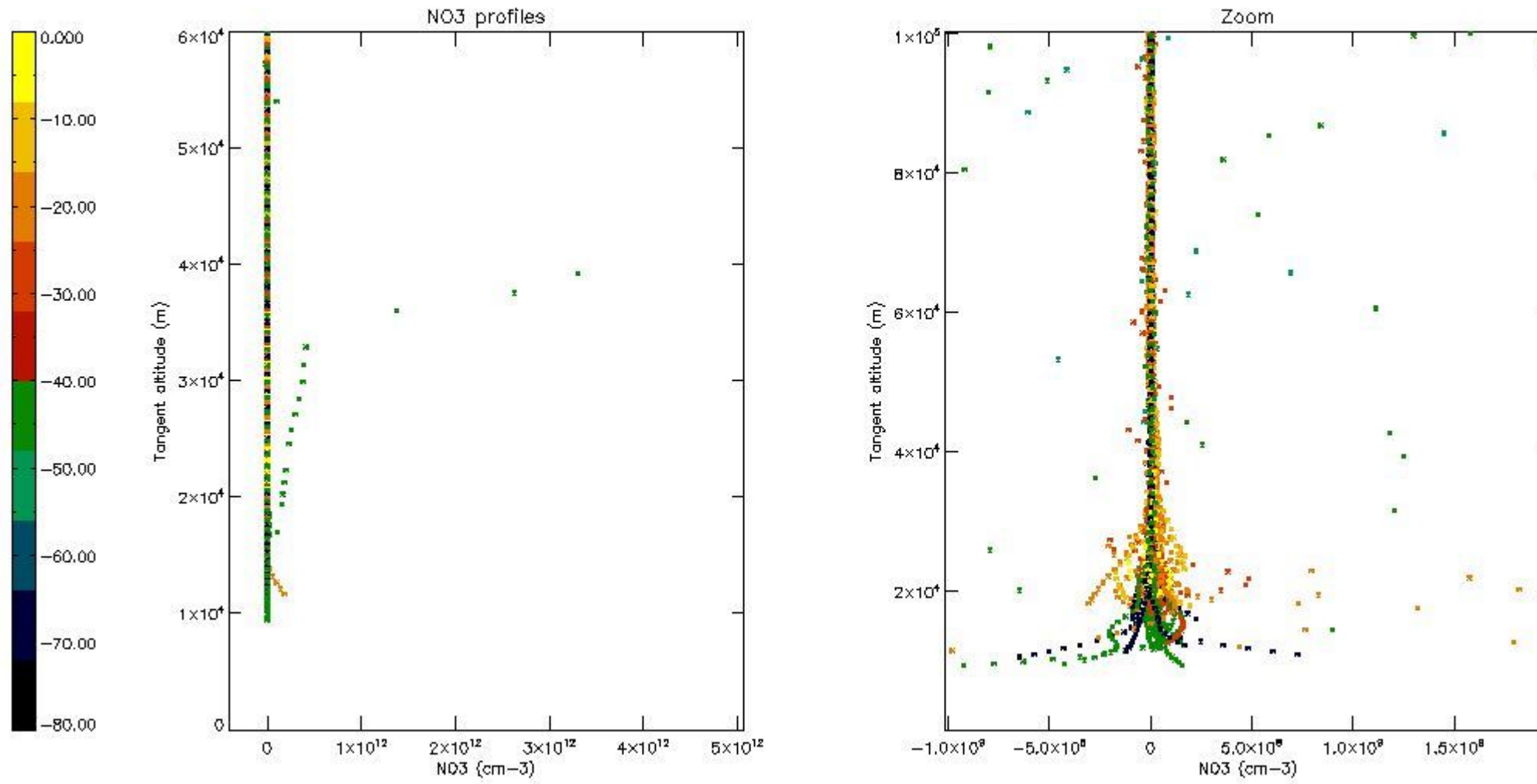
*5.6 Plot NO<sub>2</sub> profiles for all STD (dark without errors)*

The colorbar represents the latitude.



*5.7 Plot NO3 profiles for all STD (dark without errors)*

The colorbar represents the latitude.



## 6. Auxiliary Data Files used for the production reported in section 2

The number reported in the third column indicates since which file (see list in section 2) the corresponding auxiliary file has been used. The fourth column is the date of those product files.

Type	Auxiliary Filename	Used since product	Used since product date
INST_PHYS_CHARACTERISTICS	GOM_INS_AXVIEC20091111_143220_20030716_120000_20500101_000000	1	03-MAY-2008 00:00:49
LEVEL-2_PROC_CONFIG	GOM_PR2_AXVIEC20091111_152718_20020301_000000_20500101_000000	1	03-MAY-2008 00:00:49
CROSS_SECTIONS_FILE	GOM_CRS_AXVIEC20091111_154832_20020301_000000_20500101_000000	1	03-MAY-2008 00:00:49

# GOMOS Level 2 Daily Report

## SUMMARY

### [1. General Info](#)

### [2. Summary of processed GOM\\_NL\\_2P products](#)

### [3. Level 2 Quality information per product](#)

#### [3.1 Plot of level 2 quality information per product \(time dependant\)](#)

#### [3.2 Plot of level 2 quality information per product \(world map\)](#)

### [4. Level 1 Quality information per product \(stored on level 2 products\)](#)

#### [4.1 Plot of level 1 quality information per product \(time dependant\)](#)

##### [4.1.1 Plot of level 1 quality information per product \(time dependant\): ASCENDING](#)

##### [4.1.2 Plot of level 1 quality information per product \(time dependant\): DESCENDING](#)

#### [4.2 Plot of level 1 quality information per product \(world map\)](#)

##### [4.2.1 Plot of level 1 quality information per product \(world map\): ASCENDING](#)

##### [4.2.2 Plot of level 1 quality information per product \(world map\): DESCENDING](#)

### [5. Ozone profiles based on quality statistics and other trace gas profiles](#)

#### [5.1 Ozone statistics based on quality of products](#)

#### [5.2 Plot ozone profiles for all STD \(dark without errors\)](#)

#### [5.3 Plot ozone profiles where STD < 20% \(dark without errors\)](#)

#### [5.4. Plot ozone profiles where STD < 10% \(dark without errors\)](#)

#### [5.5. Plot ozone profiles where STD < 5% \(dark without errors\)](#)

#### [5.6 Plot NO2 profiles for all STD \(dark without errors\)](#)

#### [5.7 Plot NO3 profiles for all STD \(dark without errors\)](#)

#### [5.8 Plot H2O profiles \(only for occultations of stars 1,2,3,4,13,14,16,26,63 dark without errors\) for all STD](#)

### [6. Auxiliary Data Files used for the production reported in section 2](#)



This report presents the daily analysis on parameters extracted from GOMOS level 2 data (GOM\_NL\_\_2P). It is intended to monitor some important parameters that will impact the quality of these products. A list of level 2 products (and content) that have arrived during the reporting day to the PCF is also given.

Item	Value
Time of report generation	25APR2013 13:42:30
Data source version	GOMOS/6.01
Start time of products	03-05-2008 (03MAY2008 00:00:00)
Stop time of products	04-05-2008 (04MAY2008 00:00:00)
Store outputs in DB	Yes
Nb of level 2 prods	317
Nb of prods with errors	0

## 2. Summary of processed GOM\_NL\_\_2P products.

Nr	Filename	UTC Start time	Limb	Duration	Star Id	Star Name	Star Mag	Star Temp	Nb Meas	Orbit	Prod. error
1	GOM_NL__2PRFIN20080503_000049_000000362068_00159_32277_7485.N1	03-MAY-2008 00:00:49	Bright	36.000	68	18Alp Cas	2.2250	4500.0	72	32277	No
2	GOM_NL__2PRFIN20080503_002133_000000432068_00159_32277_7486.N1	03-MAY-2008 00:21:33	Dark	42.500	52	16Bet Cet	2.0370	4500.0	85	32277	No
3	GOM_NL__2PRFIN20080503_002645_000000482068_00159_32277_7487.N1	03-MAY-2008 00:26:45	Dark	48.000	18	24Alp PsA	1.1660	9700.0	96	32277	No
4	GOM_NL__2PRFIN20080503_002823_000000412068_00159_32277_7488.N1	03-MAY-2008 00:28:23	Dark	41.000	84	Alp Phe	2.3970	4500.0	82	32277	No
5	GOM_NL__2PRFIN20080503_003233_000000402068_00159_32277_7489.N1	03-MAY-2008 00:32:33	Dark	39.500	31	Alp Gru	1.7340	15200.	79	32277	No
6	GOM_NL__2PRFIN20080503_003503_000000392068_00160_32278_7101.N1	03-MAY-2008 00:35:03	Dark	38.500	148	Alp Tuc	2.8780	4100.0	77	32278	No
7	GOM_NL__2PRFIN20080503_004431_000000392068_00160_32278_7102.N1	03-MAY-2008 00:44:31	Straylight	39.000	43	Alp TrA	1.9100	4250.0	78	32278	No
8	GOM_NL__2PRFIN20080503_004642_000000382068_00160_32278_7103.N1	03-MAY-2008 00:46:42	Straylight	38.000	134	Bet TrA	2.8100	6600.0	76	32278	No
9	GOM_NL__2PRFIN20080503_004843_000000512068_00160_32278_7104.N1	03-MAY-2008 00:48:43	Straylight	51.000	4	Alp1Cen	-0.010000	5800.0	102	32278	No
10	GOM_NL__2PRFIN20080503_005127_000000372068_00160_32278_7105.N1	03-MAY-2008 00:51:27	Straylight	36.500	77	Eps Cen	2.3030	28000.	73	32278	No
11	GOM_NL__2PRFIN20080503_005312_000000392068_00160_32278_7106.N1	03-MAY-2008 00:53:12	Straylight	38.500	64	Gam Cen	2.2000	10600.	77	32278	No
12	GOM_NL__2PRFIN20080503_005545_000000412068_00160_32278_7107.N1	03-MAY-2008 00:55:45	Twilight_stray	40.500	54	5The Cen	2.0550	4500.0	81	32278	No
13	GOM_NL__2PRFIN20080503_010000_000000372068_00160_32278_7108.N1	03-MAY-2008 01:00:00	Bright	37.000	169	46Gam Hya	2.9910	4700.0	74	32278	No
14	GOM_NL__2PRFIN20080503_010318_000000382068_00160_32278_7109.N1	03-MAY-2008 01:03:18	Bright	37.500	15	67Alp Vir	0.97600	28000.	75	32278	No
15	GOM_NL__2PRFIN20080503_010624_000000362068_00160_32278_7110.N1	03-MAY-2008 01:06:24	Bright	36.000	121	29Gam Vir	2.7400	7200.0	72	32278	No
16	GOM_NL__2PRFIN20080503_010940_000000352068_00160_32278_7111.N1	03-MAY-2008 01:09:40	Bright	35.000	138	47Eps Vir	2.8280	4700.0	70	32278	No
17	GOM_NL__2PRFIN20080503_011721_000000352068_00160_32278_7112.N1	03-MAY-2008 01:17:21	Bright	35.000	152	12Alp2CVn	2.8900	11000.	70	32278	No
18	GOM_NL__2PRFIN20080503_012022_000000352068_00160_32278_7113.N1	03-MAY-2008 01:20:22	Bright	35.000	174	52Psi UMa	3.0040	4400.0	70	32278	No
19	GOM_NL__2PRFIN20080503_012200_000000352068_00160_32278_7114.N1	03-MAY-2008 01:22:00	Bright	35.000	87	64Gam UMa	2.4330	11000.	70	32278	No
20	GOM_NL__2PRFIN20080503_012328_000000362068_00160_32278_7115.N1	03-MAY-2008 01:23:28	Bright	35.500	82	48Bet UMa	2.3650	10600.	71	32278	No
21	GOM_NL__2PRFIN20080503_012445_000000382068_00160_32278_7116.N1	03-MAY-2008 01:24:45	Bright	37.500	36	50Alp UMa	1.8000	6300.0	75	32278	No
22	GOM_NL__2PRFIN20080503_013206_000000362068_00160_32278_7117.N1	03-MAY-2008 01:32:06	Bright	36.000	49	1Alp UMi	1.9900	6300.0	72	32278	No
23	GOM_NL__2PRFIN20080503_014004_000000522068_00160_32278_7118.N1	03-MAY-2008 01:40:04	Bright	52.000	110	37Del Cas	2.6780	8900.0	104	32278	No
24	GOM_NL__2PRFIN20080503_014125_000000352068_00160_32278_7119.N1	03-MAY-2008 01:41:25	Bright	35.000	68	18Alp Cas	2.2250	4500.0	70	32278	No
25	GOM_NL__2PRFIN20080503_020209_000000432068_00160_32278_7120.N1	03-MAY-2008 02:02:09	Dark	43.000	52	16Bet Cet	2.0370	4500.0	86	32278	No
26	GOM_NL__2PRFIN20080503_020721_000000412068_00160_32278_7121.N1	03-MAY-2008 02:07:21	Dark	40.500	18	24Alp PsA	1.1660	9700.0	81	32278	No
27	GOM_NL__2PRFIN20080503_020859_000000402068_00160_32278_7122.N1	03-MAY-2008 02:08:59	Dark	40.000	84	Alp Phe	2.3970	4500.0	80	32278	No
28	GOM_NL__2PRFIN20080503_021309_000000422068_00160_32278_7123.N1	03-MAY-2008 02:13:09	Dark	41.500	31	Alp Gru	1.7340	15200.	83	32278	No
29	GOM_NL__2PRFIN20080503_021539_000000382068_00161_32279_7458.N1	03-MAY-2008 02:15:39	Dark	37.500	148	Alp Tuc	2.8780	4100.0	75	32279	No
30	GOM_NL__2PRFIN20080503_035918_000000422068_00162_32280_7116.N1	03-MAY-2008 03:59:18	Dark	42.000	45	Alp Pav	1.9400	26000.	84	32280	No
31	GOM_NL__2PRFIN20080503_040543_000000412068_00162_32280_7117.N1	03-MAY-2008 04:05:43	Straylight	41.000	43	Alp TrA	1.9100	4250.0	82	32280	No
32	GOM_NL__2PRFIN20080503_040755_000000382068_00162_32280_7118.N1	03-MAY-2008 04:07:55	Straylight	37.500	134	Bet TrA	2.8100	6600.0	75	32280	No
33	GOM_NL__2PRFIN20080503_040955_000000502068_00162_32280_7119.N1	03-MAY-2008 04:09:55	Straylight	49.500	4	Alp1Cen	-0.010000	5800.0	99	32280	No
34	GOM_NL__2PRFIN20080503_041322_000000402068_00162_32280_7120.N1	03-MAY-2008 04:13:22	Straylight	40.000	78	Alp Lup	2.3040	28000.	80	32280	No
35	GOM_NL__2PRFIN20080503_041454_000000402068_00162_32280_7121.N1	03-MAY-2008 04:14:54	Straylight	39.500	81	Eta Cen	2.3560	28000.	79	32280	No
36	GOM_NL__2PRFIN20080503_041658_000000432068_00162_32280_7122.N1	03-MAY-2008 04:16:58	Twilight_stray	43.000	54	5The Cen	2.0550	4500.0	86	32280	No
37	GOM_NL__2PRFIN20080503_042112_000000382068_00162_32280_7123.N1	03-MAY-2008 04:21:12	Bright	38.000	169	46Gam Hya	2.9910	4700.0	76	32280	No
38	GOM_NL__2PRFIN20080503_042430_000000392068_00162_32280_7124.N1	03-MAY-2008 04:24:30	Bright	38.500	15	67Alp Vir	0.97600	28000.	77	32280	No
39	GOM_NL__2PRFIN20080503_042736_000000362068_00162_32280_7125.N1	03-MAY-2008 04:27:36	Bright	36.000	121	29Gam Vir	2.7400	7200.0	72	32280	No
40	GOM_NL__2PRFIN20080503_043052_000000352068_00162_32280_7126.N1	03-MAY-2008 04:30:52	Bright	35.000	138	47Eps Vir	2.8280	4700.0	70	32280	No
41	GOM_NL__2PRFIN20080503_043302_000000372068_00162_32280_7127.N1	03-MAY-2008 04:33:02	Bright	36.500	111	8Eta Boo	2.6800	6000.0	73	32280	No
42	GOM_NL__2PRFIN20080503_043833_000000352068_00162_32280_7128.N1	03-MAY-2008 04:38:33	Bright	35.000	152	12Alp2CVn	2.8900	11000.	70	32280	No

43	GOM_NL__2PRFIN20080503_044156_000000372068_00162_32280_7129.N1	03-MAY-2008 04:41:56	Bright	37.000	39	85Eta UMa	1.8540	24000.	74	32280	No
44	GOM_NL__2PRFIN20080503_044320_000000362068_00162_32280_7130.N1	03-MAY-2008 04:43:20	Bright	35.500	55	79Zet UMa	2.0600	10200.	71	32280	No
45	GOM_NL__2PRFIN20080503_044441_000000372068_00162_32280_7131.N1	03-MAY-2008 04:44:41	Bright	37.000	82	48Bet UMa	2.3650	10600.	74	32280	No
46	GOM_NL__2PRFIN20080503_044558_000000382068_00162_32280_7132.N1	03-MAY-2008 04:45:58	Bright	37.500	36	50Alp UMa	1.8000	6300.0	75	32280	No
47	GOM_NL__2PRFIN20080503_044925_000000392068_00162_32280_7133.N1	03-MAY-2008 04:49:25	Bright	38.500	60	7Bet UMi	2.0810	3950.0	77	32280	No
48	GOM_NL__2PRFIN20080503_045318_000000352068_00162_32280_7134.N1	03-MAY-2008 04:53:18	Bright	35.000	49	1Alp UMi	1.9900	6300.0	70	32280	No
49	GOM_NL__2PRFIN20080503_050117_000000512068_00162_32280_7135.N1	03-MAY-2008 05:01:17	Bright	51.000	110	37Del Cas	2.6780	8900.0	102	32280	No
50	GOM_NL__2PRFIN20080503_050237_000000442068_00162_32280_7136.N1	03-MAY-2008 05:02:37	Bright	43.500	68	18Alp Cas	2.2250	4500.0	87	32280	No
51	GOM_NL__2PRFIN20080503_052834_000000452068_00162_32280_7137.N1	03-MAY-2008 05:28:34	Dark	44.500	18	24Alp PsA	1.1660	9700.0	89	32280	No
52	GOM_NL__2PRFIN20080503_053423_000000412068_00162_32280_7138.N1	03-MAY-2008 05:34:23	Dark	41.000	31	Alp Gru	1.7340	15200.	82	32280	No
53	GOM_NL__2PRFIN20080503_053652_000000412068_00163_32281_7122.N1	03-MAY-2008 05:36:52	Dark	41.000	148	Alp Tuc	2.8780	4100.0	82	32281	No
54	GOM_NL__2PRFIN20080503_053954_000000412068_00163_32281_7123.N1	03-MAY-2008 05:39:54	Dark	41.000	45	Alp Pav	1.9400	26000.	82	32281	No
55	GOM_NL__2PRFIN20080503_054620_000000422068_00163_32281_7124.N1	03-MAY-2008 05:46:20	Straylight	42.000	43	Alp TrA	1.9100	4250.0	84	32281	No
56	GOM_NL__2PRFIN20080503_054831_000000382068_00163_32281_7125.N1	03-MAY-2008 05:48:31	Straylight	38.000	134	Bet TrA	2.8100	6600.0	76	32281	No
57	GOM_NL__2PRFIN20080503_055031_000000432068_00163_32281_7126.N1	03-MAY-2008 05:50:31	Straylight	42.500	4	Alp1Cen	-0.010000	5800.0	85	32281	No
58	GOM_NL__2PRFIN20080503_055358_000000382068_00163_32281_7127.N1	03-MAY-2008 05:53:58	Straylight	37.500	78	Alp Lup	2.3040	28000.	75	32281	No
59	GOM_NL__2PRFIN20080503_055531_000000392068_00163_32281_7128.N1	03-MAY-2008 05:55:31	Straylight	38.500	81	Eta Cen	2.3560	28000.	77	32281	No
60	GOM_NL__2PRFIN20080503_055734_000000432068_00163_32281_7129.N1	03-MAY-2008 05:57:34	Tw_i_and_stray	43.000	54	5The Cen	2.0550	4500.0	86	32281	No
61	GOM_NL__2PRFIN20080503_060148_000000372068_00163_32281_7130.N1	03-MAY-2008 06:01:48	Bright	36.500	169	46Gam Hya	2.9910	4700.0	73	32281	No
62	GOM_NL__2PRFIN20080503_060506_000000382068_00163_32281_7131.N1	03-MAY-2008 06:05:06	Bright	38.000	15	67Alp Vir	0.97600	28000.	76	32281	No
63	GOM_NL__2PRFIN20080503_060812_000000362068_00163_32281_7132.N1	03-MAY-2008 06:08:12	Bright	35.500	121	29Gam Vir	2.7400	7200.0	71	32281	No
64	GOM_NL__2PRFIN20080503_061128_000000352068_00163_32281_7133.N1	03-MAY-2008 06:11:28	Bright	35.000	138	47Eps Vir	2.8280	4700.0	70	32281	No
65	GOM_NL__2PRFIN20080503_061337_000000382068_00163_32281_7134.N1	03-MAY-2008 06:13:37	Bright	37.500	111	8Eta Boo	2.6800	6000.0	75	32281	No
66	GOM_NL__2PRFIN20080503_061909_000000362068_00163_32281_7135.N1	03-MAY-2008 06:19:09	Bright	35.500	152	12Alp2CVn	2.8900	11000.	71	32281	No
67	GOM_NL__2PRFIN20080503_062232_000000392068_00163_32281_7136.N1	03-MAY-2008 06:22:32	Bright	38.500	39	85Eta UMa	1.8540	24000.	77	32281	No
68	GOM_NL__2PRFIN20080503_062355_000000372068_00163_32281_7137.N1	03-MAY-2008 06:23:55	Bright	36.500	55	79Zet UMa	2.0600	10200.	73	32281	No
69	GOM_NL__2PRFIN20080503_062517_000000372068_00163_32281_7138.N1	03-MAY-2008 06:25:17	Bright	36.500	82	48Bet UMa	2.3650	10600.	73	32281	No
70	GOM_NL__2PRFIN20080503_062634_000000362068_00163_32281_7139.N1	03-MAY-2008 06:26:34	Bright	36.000	36	50Alp UMa	1.8000	6300.0	72	32281	No
71	GOM_NL__2PRFIN20080503_063001_000000392068_00163_32281_7140.N1	03-MAY-2008 06:30:01	Bright	39.000	60	7Bet UMi	2.0810	3950.0	78	32281	No
72	GOM_NL__2PRFIN20080503_063354_000000362068_00163_32281_7141.N1	03-MAY-2008 06:33:54	Bright	35.500	49	1Alp UMi	1.9900	6300.0	71	32281	No
73	GOM_NL__2PRFIN20080503_064153_000000522068_00163_32281_7142.N1	03-MAY-2008 06:41:53	Bright	52.000	110	37Del Cas	2.6780	8900.0	104	32281	No
74	GOM_NL__2PRFIN20080503_064313_000000522068_00163_32281_7143.N1	03-MAY-2008 06:43:13	Bright	52.000	68	18Alp Cas	2.2250	4500.0	104	32281	No
75	GOM_NL__2PRFIN20080503_070911_000000442068_00163_32281_7144.N1	03-MAY-2008 07:09:11	Dark	44.000	18	24Alp PsA	1.1660	9700.0	88	32281	No
76	GOM_NL__2PRFIN20080503_071459_000000402068_00163_32281_7145.N1	03-MAY-2008 07:14:59	Dark	40.000	31	Alp Gru	1.7340	15200.	80	32281	No
77	GOM_NL__2PRFIN20080503_071729_000000382068_00164_32282_7136.N1	03-MAY-2008 07:17:29	Dark	37.500	148	Alp Tuc	2.8780	4100.0	75	32282	No
78	GOM_NL__2PRFIN20080503_072031_000000422068_00164_32282_7137.N1	03-MAY-2008 07:20:31	Dark	41.500	45	Alp Pav	1.9400	26000.	83	32282	No
79	GOM_NL__2PRFIN20080503_072656_000000412068_00164_32282_7138.N1	03-MAY-2008 07:26:56	Straylight	41.000	43	Alp TrA	1.9100	4250.0	82	32282	No
80	GOM_NL__2PRFIN20080503_072908_000000392068_00164_32282_7139.N1	03-MAY-2008 07:29:08	Straylight	38.500	134	Bet TrA	2.8100	6600.0	77	32282	No
81	GOM_NL__2PRFIN20080503_073108_000000512068_00164_32282_7140.N1	03-MAY-2008 07:31:08	Straylight	50.500	4	Alp1Cen	-0.010000	5800.0	101	32282	No
82	GOM_NL__2PRFIN20080503_073435_000000382068_00164_32282_7141.N1	03-MAY-2008 07:34:35	Straylight	38.000	78	Alp Lup	2.3040	28000.	76	32282	No
83	GOM_NL__2PRFIN20080503_073607_000000402068_00164_32282_7142.N1	03-MAY-2008 07:36:07	Straylight	39.500	81	Eta Cen	2.3560	28000.	79	32282	No
84	GOM_NL__2PRFIN20080503_073810_000000402068_00164_32282_7143.N1	03-MAY-2008 07:38:10	Tw_i_and_stray	39.500	54	5The Cen	2.0550	4500.0	79	32282	No
85	GOM_NL__2PRFIN20080503_074224_000000402068_00164_32282_7144.N1	03-MAY-2008 07:42:24	Bright	39.500	169	46Gam Hya	2.9910	4700.0	79	32282	No
86	GOM_NL__2PRFIN20080503_074542_000000392068_00164_32282_7145.N1	03-MAY-2008 07:45:42	Bright	38.500	15	67Alp Vir	0.97600	28000.	77	32282	No
87	GOM_NL__2PRFIN20080503_074848_000000352068_00164_32282_7146.N1	03-MAY-2008 07:48:48	Bright	34.500	121	29Gam Vir	2.7400	7200.0	69	32282	No
88	GOM_NL__2PRFIN20080503_075204_000000362068_00164_32282_7147.N1	03-MAY-2008 07:52:04	Bright	36.000	138	47Eps Vir	2.8280	4700.0	72	32282	No
89	GOM_NL__2PRFIN20080503_075413_000000382068_00164_32282_7148.N1	03-MAY-2008 07:54:13	Bright	37.500	111	8Eta Boo	2.6800	6000.0	75	32282	No
90	GOM_NL__2PRFIN20080503_075945_000000342068_00164_32282_7149.N1	03-MAY-2008 07:59:45	Bright	33.500	152	12Alp2CVn	2.8900	11000.	67	32282	No
91	GOM_NL__2PRFIN20080503_080308_000000392068_00164_32282_7150.N1	03-MAY-2008 08:03:08	Bright	38.500	39	85Eta UMa	1.8540	24000.	77	32282	No
92	GOM_NL__2PRFIN20080503_080431_000000372068_00164_32282_7151.N1	03-MAY-2008 08:04:31	Bright	37.000	55	79Zet UMa	2.0600	10200.	74	32282	No
93	GOM_NL__2PRFIN20080503_080554_000000362068_00164_32282_7152.N1	03-MAY-2008 08:05:54	Bright	36.000	82	48Bet UMa	2.3650	10600.	72	32282	No
94	GOM_NL__2PRFIN20080503_080711_000000342068_00164_32282_7153.N1	03-MAY-2008 08:07:11	Bright	34.000	36	50Alp UMa	1.8000	6300.0	68	32282	No
95	GOM_NL__2PRFIN20080503_081037_000000372068_00164_32282_7154.N1	03-MAY-2008 08:10:37	Bright	37.000	60	7Bet UMi	2.0810	3950.0	74	32282	No
96	GOM_NL__2PRFIN20080503_082229_000000322068_00164_32282_7155.N1	03-MAY-2008 08:22:29	Bright	31.500	110	37Del Cas	2.6780	8900.0	63	32282	No
97	GOM_NL__2PRFIN20080503_082349_000000522068_00164_32282_7156.N1	03-MAY-2008 08:23:49	Bright	52.000	68	18Alp Cas	2.2250	4500.0	104	32282	No
98	GOM_NL__2PRFIN20080503_084947_000000412068_00164_32282_7157.N1	03-MAY-2008 08:49:47	Dark	41.000	18	24Alp PsA	1.1660	9700.0	82	32282	No
99	GOM_NL__2PRFIN20080503_085536_000000412068_00164_32282_7158.N1	03-MAY-2008 08:55:36	Dark	41.000	31	Alp Gru	1.7340	15200.	82	32282	No
100	GOM_NL__2PRFIN20080503_085805_000000402068_00165_32283_7144.N1	03-MAY-2008 08:58:05	Dark	39.500	148	Alp Tuc	2.8780	4100.0	79	32283	No
101	GOM_NL__2PRFIN20080503_090107_000000402068_00165_32283_7145.N1	03-MAY-2008 09:01:07	Dark	40.000	45	Alp Pav	1.9400	26000.	80	32283	No

102	GOM_NL__2PRFIN20080503_090732_000000392068_00165_32283_7146.N1	03-MAY-2008 09:07:32	Straylight	39.000	43	Alp TrA	1.9100	4250.0	78	32283	No
103	GOM_NL__2PRFIN20080503_090944_000000372068_00165_32283_7147.N1	03-MAY-2008 09:09:44	Straylight	37.000	134	Bet TrA	2.8100	6600.0	74	32283	No
104	GOM_NL__2PRFIN20080503_091144_000000422068_00165_32283_7148.N1	03-MAY-2008 09:11:44	Straylight	42.000	4	Alp1Cen	-0.010000	5800.0	84	32283	No
105	GOM_NL__2PRFIN20080503_091511_000000402068_00165_32283_7149.N1	03-MAY-2008 09:15:11	Straylight	39.500	78	Alp Lup	2.3040	28000.	79	32283	No
106	GOM_NL__2PRFIN20080503_091643_000000402068_00165_32283_7150.N1	03-MAY-2008 09:16:43	Straylight	39.500	81	Eta Cen	2.3560	28000.	79	32283	No
107	GOM_NL__2PRFIN20080503_091846_000000442068_00165_32283_7151.N1	03-MAY-2008 09:18:46	Tw_i_and_stray	44.000	54	5The Cen	2.0550	4500.0	88	32283	No
108	GOM_NL__2PRFIN20080503_092301_000000382068_00165_32283_7152.N1	03-MAY-2008 09:23:01	Bright	38.000	169	46Gam Hya	2.9910	4700.0	76	32283	No
109	GOM_NL__2PRFIN20080503_092618_000000392068_00165_32283_7153.N1	03-MAY-2008 09:26:18	Bright	38.500	15	67Alp Vir	0.97600	28000.	77	32283	No
110	GOM_NL__2PRFIN20080503_092924_000000362068_00165_32283_7154.N1	03-MAY-2008 09:29:24	Bright	35.500	121	29Gam Vir	2.7400	7200.0	71	32283	No
111	GOM_NL__2PRFIN20080503_093240_000000362068_00165_32283_7155.N1	03-MAY-2008 09:32:40	Bright	35.500	138	47Eps Vir	2.8280	4700.0	71	32283	No
112	GOM_NL__2PRFIN20080503_093449_000000372068_00165_32283_7156.N1	03-MAY-2008 09:34:49	Bright	37.000	111	8Eta Boo	2.6800	6000.0	74	32283	No
113	GOM_NL__2PRFIN20080503_094021_000000352068_00165_32283_7157.N1	03-MAY-2008 09:40:21	Bright	35.000	152	12Alp2CVn	2.8900	11000.	70	32283	No
114	GOM_NL__2PRFIN20080503_094344_000000372068_00165_32283_7158.N1	03-MAY-2008 09:43:44	Bright	37.000	39	85Eta UMa	1.8540	24000.	74	32283	No
115	GOM_NL__2PRFIN20080503_094507_000000362068_00165_32283_7159.N1	03-MAY-2008 09:45:07	Bright	36.000	55	79Zet UMa	2.0600	10200.	72	32283	No
116	GOM_NL__2PRFIN20080503_094630_000000342068_00165_32283_7160.N1	03-MAY-2008 09:46:30	Bright	34.000	82	48Bet UMa	2.3650	10600.	68	32283	No
117	GOM_NL__2PRFIN20080503_094747_000000372068_00165_32283_7161.N1	03-MAY-2008 09:47:47	Bright	37.000	36	50Alp UMa	1.8000	6300.0	74	32283	No
118	GOM_NL__2PRFIN20080503_095112_000000372068_00165_32283_7162.N1	03-MAY-2008 09:51:12	Bright	37.000	60	7Bet UMi	2.0810	3950.0	74	32283	No
119	GOM_NL__2PRFIN20080503_095506_000000332068_00165_32283_7163.N1	03-MAY-2008 09:55:06	Bright	32.500	49	1Alp UMi	1.9900	6300.0	65	32283	No
120	GOM_NL__2PRFIN20080503_100305_000000492068_00165_32283_7164.N1	03-MAY-2008 10:03:05	Bright	48.500	110	37Del Cas	2.6780	8900.0	97	32283	No
121	GOM_NL__2PRFIN20080503_100425_000000332068_00165_32283_7165.N1	03-MAY-2008 10:04:25	Bright	33.000	68	18Alp Cas	2.2250	4500.0	66	32283	No
122	GOM_NL__2PRFIN20080503_103024_000000462068_00165_32283_7166.N1	03-MAY-2008 10:30:24	Dark	45.500	18	24Alp PsA	1.1660	9700.0	91	32283	No
123	GOM_NL__2PRFIN20080503_103612_000000452068_00165_32283_7167.N1	03-MAY-2008 10:36:12	Dark	45.000	31	Alp Gru	1.7340	15200.	90	32283	No
124	GOM_NL__2PRFIN20080503_103841_000000392068_00166_32284_7150.N1	03-MAY-2008 10:38:41	Dark	39.000	148	Alp Tuc	2.8780	4100.0	78	32284	No
125	GOM_NL__2PRFIN20080503_104144_000000412068_00166_32284_7151.N1	03-MAY-2008 10:41:44	Dark	41.000	45	Alp Pav	1.9400	26000.	82	32284	No
126	GOM_NL__2PRFIN20080503_104808_000000472068_00166_32284_7152.N1	03-MAY-2008 10:48:08	Straylight	46.500	43	Alp TrA	1.9100	4250.0	93	32284	No
127	GOM_NL__2PRFIN20080503_105020_000000372068_00166_32284_7153.N1	03-MAY-2008 10:50:20	Straylight	36.500	134	Bet TrA	2.8100	6600.0	73	32284	No
128	GOM_NL__2PRFIN20080503_105220_000000422068_00166_32284_7154.N1	03-MAY-2008 10:52:20	Straylight	41.500	4	Alp1Cen	-0.010000	5800.0	83	32284	No
129	GOM_NL__2PRFIN20080503_105547_000000392068_00166_32284_7155.N1	03-MAY-2008 10:55:47	Straylight	39.000	78	Alp Lup	2.3040	28000.	78	32284	No
130	GOM_NL__2PRFIN20080503_105719_000000372068_00166_32284_7156.N1	03-MAY-2008 10:57:19	Straylight	37.000	81	Eta Cen	2.3560	28000.	74	32284	No
131	GOM_NL__2PRFIN20080503_105922_000000422068_00166_32284_7157.N1	03-MAY-2008 10:59:22	Tw_i_and_stray	42.000	54	5The Cen	2.0550	4500.0	84	32284	No
132	GOM_NL__2PRFIN20080503_110337_000000372068_00166_32284_7158.N1	03-MAY-2008 11:03:37	Bright	37.000	169	46Gam Hya	2.9910	4700.0	74	32284	No
133	GOM_NL__2PRFIN20080503_110654_000000382068_00166_32284_7159.N1	03-MAY-2008 11:06:54	Bright	38.000	15	67Alp Vir	0.97600	28000.	76	32284	No
134	GOM_NL__2PRFIN20080503_111000_000000362068_00166_32284_7160.N1	03-MAY-2008 11:10:00	Bright	35.500	121	29Gam Vir	2.7400	7200.0	71	32284	No
135	GOM_NL__2PRFIN20080503_111316_000000362068_00166_32284_7161.N1	03-MAY-2008 11:13:16	Bright	36.000	138	47Eps Vir	2.8280	4700.0	72	32284	No
136	GOM_NL__2PRFIN20080503_111525_000000372068_00166_32284_7162.N1	03-MAY-2008 11:15:25	Bright	36.500	111	8Eta Boo	2.6800	6000.0	73	32284	No
137	GOM_NL__2PRFIN20080503_112057_000000342068_00166_32284_7163.N1	03-MAY-2008 11:20:57	Bright	34.000	152	12Alp2CVn	2.8900	11000.	68	32284	No
138	GOM_NL__2PRFIN20080503_112419_000000392068_00166_32284_7164.N1	03-MAY-2008 11:24:19	Bright	38.500	39	85Eta UMa	1.8540	24000.	77	32284	No
139	GOM_NL__2PRFIN20080503_112543_000000382068_00166_32284_7165.N1	03-MAY-2008 11:25:43	Bright	37.500	55	79Zet UMa	2.0600	10200.	75	32284	No
140	GOM_NL__2PRFIN20080503_112706_000000352068_00166_32284_7166.N1	03-MAY-2008 11:27:06	Bright	35.000	82	48Bet UMa	2.3650	10600.	70	32284	No
141	GOM_NL__2PRFIN20080503_112823_000000382068_00166_32284_7167.N1	03-MAY-2008 11:28:23	Bright	38.000	36	50Alp UMa	1.8000	6300.0	76	32284	No
142	GOM_NL__2PRFIN20080503_113148_000000392068_00166_32284_7168.N1	03-MAY-2008 11:31:48	Bright	38.500	60	7Bet UMi	2.0810	3950.0	77	32284	No
143	GOM_NL__2PRFIN20080503_113542_000000362068_00166_32284_7169.N1	03-MAY-2008 11:35:42	Bright	35.500	49	1Alp UMi	1.9900	6300.0	71	32284	No
144	GOM_NL__2PRFIN20080503_114341_000000422068_00166_32284_7170.N1	03-MAY-2008 11:43:41	Bright	41.500	110	37Del Cas	2.6780	8900.0	83	32284	No
145	GOM_NL__2PRFIN20080503_114501_000000342068_00166_32284_7171.N1	03-MAY-2008 11:45:01	Bright	34.000	68	18Alp Cas	2.2250	4500.0	68	32284	No
146	GOM_NL__2PRFIN20080503_121100_000000452068_00166_32284_7172.N1	03-MAY-2008 12:11:00	Dark	45.000	18	24Alp PsA	1.1660	9700.0	90	32284	No
147	GOM_NL__2PRFIN20080503_121649_000000392068_00166_32284_7173.N1	03-MAY-2008 12:16:49	Dark	39.000	31	Alp Gru	1.7340	15200.	78	32284	No
148	GOM_NL__2PRFIN20080503_121918_000000372068_00167_32285_7156.N1	03-MAY-2008 12:19:18	Dark	37.000	148	Alp Tuc	2.8780	4100.0	74	32285	No
149	GOM_NL__2PRFIN20080503_122221_000000402068_00167_32285_7157.N1	03-MAY-2008 12:22:21	Dark	40.000	45	Alp Pav	1.9400	26000.	80	32285	No
150	GOM_NL__2PRFIN20080503_122845_000000402068_00167_32285_7158.N1	03-MAY-2008 12:28:45	Straylight	40.000	43	Alp TrA	1.9100	4250.0	80	32285	No
151	GOM_NL__2PRFIN20080503_123057_000000382068_00167_32285_7159.N1	03-MAY-2008 12:30:57	Straylight	37.500	134	Bet TrA	2.8100	6600.0	75	32285	No
152	GOM_NL__2PRFIN20080503_123256_000000422068_00167_32285_7160.N1	03-MAY-2008 12:32:56	Straylight	42.000	4	Alp1Cen	-0.010000	5800.0	84	32285	No
153	GOM_NL__2PRFIN20080503_123623_000000372068_00167_32285_7161.N1	03-MAY-2008 12:36:23	Straylight	37.000	78	Alp Lup	2.3040	28000.	74	32285	No
154	GOM_NL__2PRFIN20080503_123755_000000402068_00167_32285_7162.N1	03-MAY-2008 12:37:55	Straylight	39.500	81	Eta Cen	2.3560	28000.	79	32285	No
155	GOM_NL__2PRFIN20080503_123958_000000412068_00167_32285_7163.N1	03-MAY-2008 12:39:58	Tw_i_and_stray	41.000	54	5The Cen	2.0550	4500.0	82	32285	No
156	GOM_NL__2PRFIN20080503_124413_000000362068_00167_32285_7164.N1	03-MAY-2008 12:44:13	Bright	35.500	169	46Gam Hya	2.9910	4700.0	71	32285	No
157	GOM_NL__2PRFIN20080503_124730_000000382068_00167_32285_7165.N1	03-MAY-2008 12:47:30	Bright	38.000	15	67Alp Vir	0.97600	28000.	76	32285	No
158	GOM_NL__2PRFIN20080503_125036_000000362068_00167_32285_7166.N1	03-MAY-2008 12:50:36	Bright	36.000	121	29Gam Vir	2.7400	7200.0	72	32285	No
159	GOM_NL__2PRFIN20080503_125352_000000352068_00167_32285_7167.N1	03-MAY-2008 12:53:52	Bright	35.000	138	47Eps Vir	2.8280	4700.0	70	32285	No
160	GOM_NL__2PRFIN20080503_125601_000000372068_00167_32285_7168.N1	03-MAY-2008 12:56:01	Bright	36.500	111	8Eta Boo	2.6800	6000.0	73	32285	No



161	GOM_NL__2PRFIN20080503_130133_000000342068_00167_32285_7169.N1	03-MAY-2008 13:01:33	Bright	34.000	152	12Alp2CVn	2.8900	11000.	68	32285	No
162	GOM_NL__2PRFIN20080503_130455_000000382068_00167_32285_7170.N1	03-MAY-2008 13:04:55	Bright	37.500	39	85Eta UMa	1.8540	24000.	75	32285	No
163	GOM_NL__2PRFIN20080503_130619_000000362068_00167_32285_7171.N1	03-MAY-2008 13:06:19	Bright	35.500	55	79Zet UMa	2.0600	10200.	71	32285	No
164	GOM_NL__2PRFIN20080503_130742_000000362068_00167_32285_7172.N1	03-MAY-2008 13:07:42	Bright	35.500	82	48Bet UMa	2.3650	10600.	71	32285	No
165	GOM_NL__2PRFIN20080503_130859_000000372068_00167_32285_7173.N1	03-MAY-2008 13:08:59	Bright	36.500	36	50Alp UMa	1.8000	6300.0	73	32285	No
166	GOM_NL__2PRFIN20080503_131224_000000382068_00167_32285_7174.N1	03-MAY-2008 13:12:24	Bright	37.500	60	7Bet UMi	2.0810	3950.0	75	32285	No
167	GOM_NL__2PRFIN20080503_132417_000000452068_00167_32285_7175.N1	03-MAY-2008 13:24:17	Bright	45.000	110	37Del Cas	2.6780	8900.0	90	32285	No
168	GOM_NL__2PRFIN20080503_132537_000000342068_00167_32285_7176.N1	03-MAY-2008 13:25:37	Bright	33.500	68	18Alp Cas	2.2250	4500.0	67	32285	No
169	GOM_NL__2PRFIN20080503_135137_000000442068_00167_32285_7177.N1	03-MAY-2008 13:51:37	Dark	44.000	18	24Alp PsA	1.1660	9700.0	88	32285	No
170	GOM_NL__2PRFIN20080503_135725_000000392068_00167_32285_7178.N1	03-MAY-2008 13:57:25	Dark	38.500	31	Alp Gru	1.7340	15200.	77	32285	No
171	GOM_NL__2PRFIN20080503_135954_000000372068_00168_32286_7170.N1	03-MAY-2008 13:59:54	Dark	37.000	148	Alp Tuc	2.8780	4100.0	74	32286	No
172	GOM_NL__2PRFIN20080503_140257_000000402068_00168_32286_7171.N1	03-MAY-2008 14:02:57	Dark	39.500	45	Alp Pav	1.9400	26000.	79	32286	No
173	GOM_NL__2PRFIN20080503_140921_000000392068_00168_32286_7172.N1	03-MAY-2008 14:09:21	Straylight	38.500	43	Alp TrA	1.9100	4250.0	77	32286	No
174	GOM_NL__2PRFIN20080503_141133_000000382068_00168_32286_7173.N1	03-MAY-2008 14:11:33	Straylight	38.000	134	Bet TrA	2.8100	6600.0	76	32286	No
175	GOM_NL__2PRFIN20080503_141332_000000432068_00168_32286_7174.N1	03-MAY-2008 14:13:32	Straylight	43.000	4	Alp1Cen	-0.010000	5800.0	86	32286	No
176	GOM_NL__2PRFIN20080503_141700_000000372068_00168_32286_7175.N1	03-MAY-2008 14:17:00	Straylight	36.500	78	Alp Lup	2.3040	28000.	73	32286	No
177	GOM_NL__2PRFIN20080503_141832_000000382068_00168_32286_7176.N1	03-MAY-2008 14:18:32	Straylight	37.500	81	Eta Cen	2.3560	28000.	75	32286	No
178	GOM_NL__2PRFIN20080503_142035_000000452068_00168_32286_7177.N1	03-MAY-2008 14:20:35	Tw_i_and_stray	45.000	54	5The Cen	2.0550	4500.0	90	32286	No
179	GOM_NL__2PRFIN20080503_142449_000000402068_00168_32286_7178.N1	03-MAY-2008 14:24:49	Bright	39.500	169	46Gam Hya	2.9910	4700.0	79	32286	No
180	GOM_NL__2PRFIN20080503_142806_000000382068_00168_32286_7179.N1	03-MAY-2008 14:28:06	Bright	38.000	15	67Alp Vir	0.97600	28000.	76	32286	No
181	GOM_NL__2PRFIN20080503_143113_000000362068_00168_32286_7180.N1	03-MAY-2008 14:31:13	Bright	35.500	121	29Gam Vir	2.7400	7200.0	71	32286	No
182	GOM_NL__2PRFIN20080503_143428_000000352068_00168_32286_7181.N1	03-MAY-2008 14:34:28	Bright	34.500	138	47Eps Vir	2.8280	4700.0	69	32286	No
183	GOM_NL__2PRFIN20080503_143637_000000372068_00168_32286_7182.N1	03-MAY-2008 14:36:37	Bright	36.500	111	8Eta Boo	2.6800	6000.0	73	32286	No
184	GOM_NL__2PRFIN20080503_144209_000000362068_00168_32286_7183.N1	03-MAY-2008 14:42:09	Bright	35.500	152	12Alp2CVn	2.8900	11000.	71	32286	No
185	GOM_NL__2PRFIN20080503_144531_000000382068_00168_32286_7184.N1	03-MAY-2008 14:45:31	Bright	37.500	39	85Eta UMa	1.8540	24000.	75	32286	No
186	GOM_NL__2PRFIN20080503_144654_000000372068_00168_32286_7185.N1	03-MAY-2008 14:46:54	Bright	36.500	55	79Zet UMa	2.0600	10200.	73	32286	No
187	GOM_NL__2PRFIN20080503_144819_000000362068_00168_32286_7186.N1	03-MAY-2008 14:48:19	Bright	35.500	82	48Bet UMa	2.3650	10600.	71	32286	No
188	GOM_NL__2PRFIN20080503_144935_000000382068_00168_32286_7187.N1	03-MAY-2008 14:49:35	Bright	37.500	36	50Alp UMa	1.8000	6300.0	75	32286	No
189	GOM_NL__2PRFIN20080503_145300_000000392068_00168_32286_7188.N1	03-MAY-2008 14:53:00	Bright	39.000	60	7Bet UMi	2.0810	3950.0	78	32286	No
190	GOM_NL__2PRFIN20080503_145654_000000332068_00168_32286_7189.N1	03-MAY-2008 14:56:54	Bright	32.500	49	1Alp UMi	1.9900	6300.0	65	32286	No
191	GOM_NL__2PRFIN20080503_150453_000000342068_00168_32286_7190.N1	03-MAY-2008 15:04:53	Bright	33.500	110	37Del Cas	2.6780	8900.0	67	32286	No
192	GOM_NL__2PRFIN20080503_150613_000000342068_00168_32286_7191.N1	03-MAY-2008 15:06:13	Bright	34.000	68	18Alp Cas	2.2250	4500.0	68	32286	No
193	GOM_NL__2PRFIN20080503_153213_000000422068_00168_32286_7192.N1	03-MAY-2008 15:32:13	Dark	42.000	18	24Alp PsA	1.1660	9700.0	84	32286	No
194	GOM_NL__2PRFIN20080503_153802_000000412068_00168_32286_7193.N1	03-MAY-2008 15:38:02	Dark	40.500	31	Alp Gru	1.7340	15200.	81	32286	No
195	GOM_NL__2PRFIN20080503_154030_000000442068_00169_32287_7177.N1	03-MAY-2008 15:40:30	Dark	43.500	148	Alp Tuc	2.8780	4100.0	87	32287	No
196	GOM_NL__2PRFIN20080503_154334_000000412068_00169_32287_7178.N1	03-MAY-2008 15:43:34	Dark	40.500	45	Alp Pav	1.9400	26000.	81	32287	No
197	GOM_NL__2PRFIN20080503_154957_000000402068_00169_32287_7179.N1	03-MAY-2008 15:49:57	Straylight	40.000	43	Alp TrA	1.9100	4250.0	80	32287	No
198	GOM_NL__2PRFIN20080503_155209_000000372068_00169_32287_7180.N1	03-MAY-2008 15:52:09	Straylight	37.000	134	Bet TrA	2.8100	6600.0	74	32287	No
199	GOM_NL__2PRFIN20080503_155409_000000482068_00169_32287_7181.N1	03-MAY-2008 15:54:09	Straylight	47.500	4	Alp1Cen	-0.010000	5800.0	95	32287	No
200	GOM_NL__2PRFIN20080503_155736_000000372068_00169_32287_7182.N1	03-MAY-2008 15:57:36	Straylight	36.500	78	Alp Lup	2.3040	28000.	73	32287	No
201	GOM_NL__2PRFIN20080503_155908_000000402068_00169_32287_7183.N1	03-MAY-2008 15:59:08	Straylight	39.500	81	Eta Cen	2.3560	28000.	79	32287	No
202	GOM_NL__2PRFIN20080503_160111_000000462068_00169_32287_7184.N1	03-MAY-2008 16:01:11	Tw_i_and_stray	45.500	54	5The Cen	2.0550	4500.0	91	32287	No
203	GOM_NL__2PRFIN20080503_160525_000000382068_00169_32287_7185.N1	03-MAY-2008 16:05:25	Bright	37.500	169	46Gam Hya	2.9910	4700.0	75	32287	No
204	GOM_NL__2PRFIN20080503_160842_000000372068_00169_32287_7186.N1	03-MAY-2008 16:08:42	Bright	37.000	15	67Alp Vir	0.97600	28000.	74	32287	No
205	GOM_NL__2PRFIN20080503_161149_000000362068_00169_32287_7187.N1	03-MAY-2008 16:11:49	Bright	36.000	121	29Gam Vir	2.7400	7200.0	72	32287	No
206	GOM_NL__2PRFIN20080503_161504_000000352068_00169_32287_7188.N1	03-MAY-2008 16:15:04	Bright	35.000	138	47Eps Vir	2.8280	4700.0	70	32287	No
207	GOM_NL__2PRFIN20080503_161712_000000362068_00169_32287_7189.N1	03-MAY-2008 16:17:12	Bright	36.000	111	8Eta Boo	2.6800	6000.0	72	32287	No
208	GOM_NL__2PRFIN20080503_162245_000000352068_00169_32287_7190.N1	03-MAY-2008 16:22:45	Bright	34.500	152	12Alp2CVn	2.8900	11000.	69	32287	No
209	GOM_NL__2PRFIN20080503_162607_000000382068_00169_32287_7191.N1	03-MAY-2008 16:26:07	Bright	38.000	39	85Eta UMa	1.8540	24000.	76	32287	No
210	GOM_NL__2PRFIN20080503_162730_000000362068_00169_32287_7192.N1	03-MAY-2008 16:27:30	Bright	36.000	55	79Zet UMa	2.0600	10200.	72	32287	No
211	GOM_NL__2PRFIN20080503_162855_000000452068_00169_32287_7193.N1	03-MAY-2008 16:28:55	Bright	45.000	82	48Bet UMa	2.3650	10600.	90	32287	No
212	GOM_NL__2PRFIN20080503_163011_000000372068_00169_32287_7194.N1	03-MAY-2008 16:30:11	Bright	36.500	36	50Alp UMa	1.8000	6300.0	73	32287	No
213	GOM_NL__2PRFIN20080503_163335_000000382068_00169_32287_7195.N1	03-MAY-2008 16:33:35	Bright	38.000	60	7Bet UMi	2.0810	3950.0	76	32287	No
214	GOM_NL__2PRFIN20080503_163730_000000362068_00169_32287_7196.N1	03-MAY-2008 16:37:30	Bright	35.500	49	1Alp UMi	1.9900	6300.0	71	32287	No
215	GOM_NL__2PRFIN20080503_164529_000000382068_00169_32287_7197.N1	03-MAY-2008 16:45:29	Bright	38.000	110	37Del Cas	2.6780	8900.0	76	32287	No
216	GOM_NL__2PRFIN20080503_164649_000000352068_00169_32287_7198.N1	03-MAY-2008 16:46:49	Bright	35.000	68	18Alp Cas	2.2250	4500.0	70	32287	No
217	GOM_NL__2PRFIN20080503_171250_000000432068_00169_32287_7199.N1	03-MAY-2008 17:12:50	Dark	42.500	18	24Alp PsA	1.1660	9700.0	85	32287	No
218	GOM_NL__2PRFIN20080503_171838_000000402068_00169_32287_7200.N1	03-MAY-2008 17:18:38	Dark	39.500	31	Alp Gru	1.7340	15200.	79	32287	No
219	GOM_NL__2PRFIN20080503_172107_000000442068_00170_32288_7185.N1	03-MAY-2008 17:21:07	Dark	44.000	148	Alp Tuc	2.8780	4100.0	88	32288	No



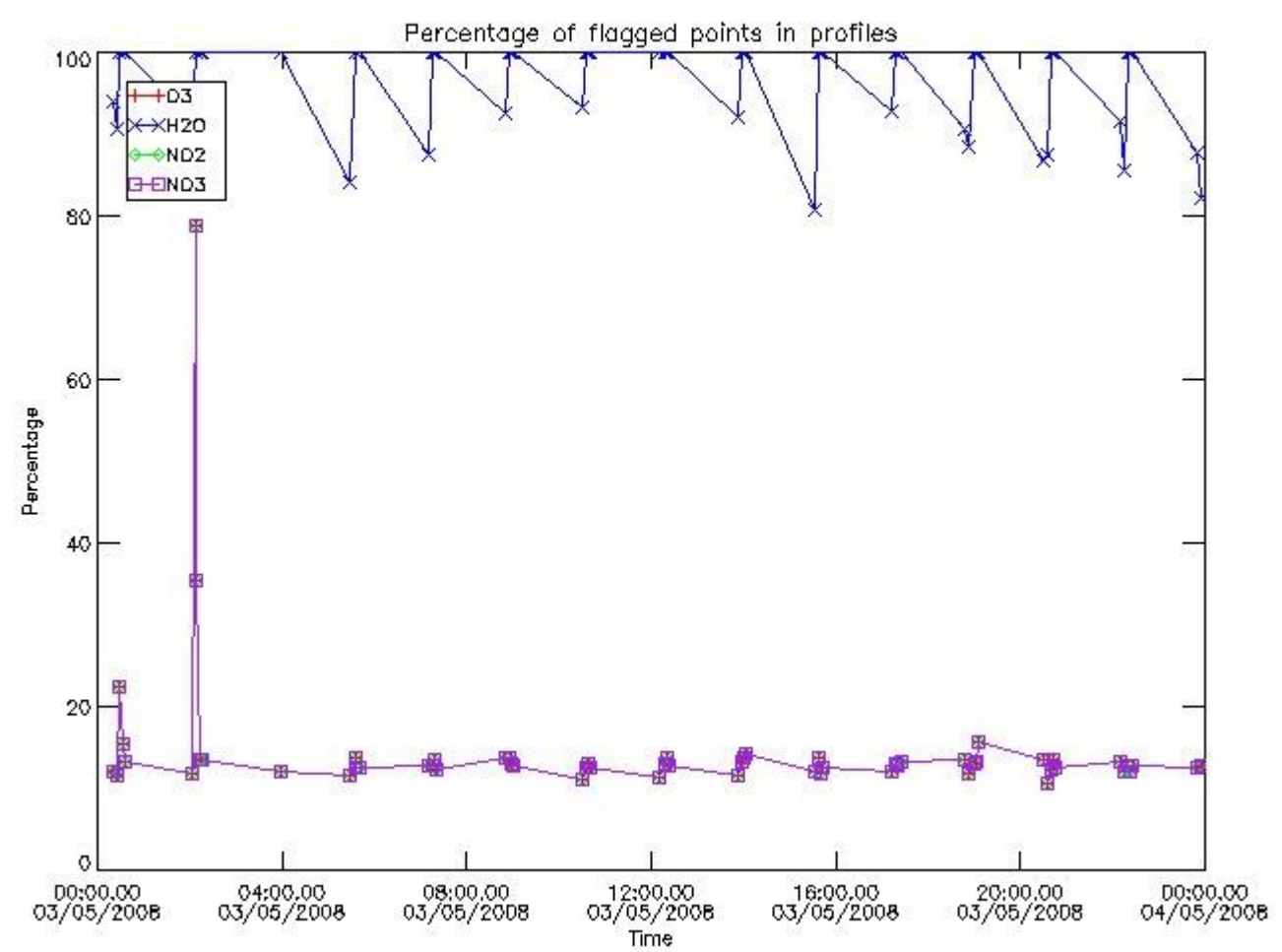
220	GOM_NL__2PRFIN20080503_172410_000000392068_00170_32288_7186.N1	03-MAY-2008 17:24:10	Dark	38.500	45	Alp Pav	1.9400	26000.	77	32288	No
221	GOM_NL__2PRFIN20080503_173034_000000472068_00170_32288_7187.N1	03-MAY-2008 17:30:34	Straylight	47.000	43	Alp TrA	1.9100	4250.0	94	32288	No
222	GOM_NL__2PRFIN20080503_173246_000000382068_00170_32288_7188.N1	03-MAY-2008 17:32:46	Straylight	38.000	134	Bet TrA	2.8100	6600.0	76	32288	No
223	GOM_NL__2PRFIN20080503_173445_000000492068_00170_32288_7189.N1	03-MAY-2008 17:34:45	Straylight	49.000	4	Alp1Cen	-0.010000	5800.0	98	32288	No
224	GOM_NL__2PRFIN20080503_173812_000000412068_00170_32288_7190.N1	03-MAY-2008 17:38:12	Straylight	40.500	78	Alp Lup	2.3040	28000.	81	32288	No
225	GOM_NL__2PRFIN20080503_173944_000000382068_00170_32288_7191.N1	03-MAY-2008 17:39:44	Straylight	38.000	81	Eta Cen	2.3560	28000.	76	32288	No
226	GOM_NL__2PRFIN20080503_174147_000000412068_00170_32288_7192.N1	03-MAY-2008 17:41:47	Tw_i_and_stray	41.000	54	5The Cen	2.0550	4500.0	82	32288	No
227	GOM_NL__2PRFIN20080503_174601_000000412068_00170_32288_7193.N1	03-MAY-2008 17:46:01	Bright	40.500	169	46Gam Hya	2.9910	4700.0	81	32288	No
228	GOM_NL__2PRFIN20080503_174919_000000382068_00170_32288_7194.N1	03-MAY-2008 17:49:19	Bright	37.500	15	67Alp Vir	0.97600	28000.	75	32288	No
229	GOM_NL__2PRFIN20080503_175225_000000362068_00170_32288_7195.N1	03-MAY-2008 17:52:25	Bright	35.500	121	29Gam Vir	2.7400	7200.0	71	32288	No
230	GOM_NL__2PRFIN20080503_175540_000000362068_00170_32288_7196.N1	03-MAY-2008 17:55:40	Bright	35.500	138	47Eps Vir	2.8280	4700.0	71	32288	No
231	GOM_NL__2PRFIN20080503_175748_000000372068_00170_32288_7197.N1	03-MAY-2008 17:57:48	Bright	37.000	111	8Eta Boo	2.6800	6000.0	74	32288	No
232	GOM_NL__2PRFIN20080503_180321_000000342068_00170_32288_7198.N1	03-MAY-2008 18:03:21	Bright	34.000	152	12Alp2CVn	2.8900	11000.	68	32288	No
233	GOM_NL__2PRFIN20080503_180643_000000372068_00170_32288_7199.N1	03-MAY-2008 18:06:43	Bright	37.000	39	85Eta UMa	1.8540	24000.	74	32288	No
234	GOM_NL__2PRFIN20080503_180806_000000362068_00170_32288_7200.N1	03-MAY-2008 18:08:06	Bright	35.500	55	79Zet UMa	2.0600	10200.	71	32288	No
235	GOM_NL__2PRFIN20080503_180931_000000362068_00170_32288_7201.N1	03-MAY-2008 18:09:31	Bright	36.000	82	48Bet UMa	2.3650	10600.	72	32288	No
236	GOM_NL__2PRFIN20080503_181048_000000342068_00170_32288_7202.N1	03-MAY-2008 18:10:48	Bright	34.000	36	50Alp UMa	1.8000	6300.0	68	32288	No
237	GOM_NL__2PRFIN20080503_181411_000000382068_00170_32288_7203.N1	03-MAY-2008 18:14:11	Bright	38.000	60	7Bet UMi	2.0810	3950.0	76	32288	No
238	GOM_NL__2PRFIN20080503_181806_000000362068_00170_32288_7204.N1	03-MAY-2008 18:18:06	Bright	36.000	49	1Alp UMi	1.9900	6300.0	72	32288	No
239	GOM_NL__2PRFIN20080503_182605_000000322068_00170_32288_7205.N1	03-MAY-2008 18:26:05	Bright	32.000	110	37Del Cas	2.6780	8900.0	64	32288	No
240	GOM_NL__2PRFIN20080503_182725_000000332068_00170_32288_7206.N1	03-MAY-2008 18:27:25	Bright	33.000	68	18Alp Cas	2.2250	4500.0	66	32288	No
241	GOM_NL__2PRFIN20080503_184810_000000382068_00170_32288_7207.N1	03-MAY-2008 18:48:10	Dark	38.000	52	16Bet Cet	2.0370	4500.0	76	32288	No
242	GOM_NL__2PRFIN20080503_185326_000000442068_00170_32288_7208.N1	03-MAY-2008 18:53:26	Dark	43.500	18	24Alp PsA	1.1660	9700.0	87	32288	No
243	GOM_NL__2PRFIN20080503_185915_000000392068_00170_32288_7209.N1	03-MAY-2008 18:59:15	Dark	39.000	31	Alp Gru	1.7340	15200.	78	32288	No
244	GOM_NL__2PRFIN20080503_190143_000000392068_00171_32289_7195.N1	03-MAY-2008 19:01:43	Dark	38.500	148	Alp Tuc	2.8780	4100.0	77	32289	No
245	GOM_NL__2PRFIN20080503_190447_000000392068_00171_32289_7196.N1	03-MAY-2008 19:04:47	Dark	39.000	45	Alp Pav	1.9400	26000.	78	32289	No
246	GOM_NL__2PRFIN20080503_191110_000000412068_00171_32289_7197.N1	03-MAY-2008 19:11:10	Straylight	40.500	43	Alp TrA	1.9100	4250.0	81	32289	No
247	GOM_NL__2PRFIN20080503_191322_000000372068_00171_32289_7198.N1	03-MAY-2008 19:13:22	Straylight	37.000	134	Bet TrA	2.8100	6600.0	74	32289	No
248	GOM_NL__2PRFIN20080503_191521_000000442068_00171_32289_7199.N1	03-MAY-2008 19:15:21	Straylight	43.500	4	Alp1Cen	-0.010000	5800.0	87	32289	No
249	GOM_NL__2PRFIN20080503_191848_000000382068_00171_32289_7200.N1	03-MAY-2008 19:18:48	Straylight	37.500	78	Alp Lup	2.3040	28000.	75	32289	No
250	GOM_NL__2PRFIN20080503_192020_000000402068_00171_32289_7201.N1	03-MAY-2008 19:20:20	Straylight	39.500	81	Eta Cen	2.3560	28000.	79	32289	No
251	GOM_NL__2PRFIN20080503_192223_000000432068_00171_32289_7202.N1	03-MAY-2008 19:22:23	Tw_i_and_stray	42.500	54	5The Cen	2.0550	4500.0	85	32289	No
252	GOM_NL__2PRFIN20080503_192637_000000382068_00171_32289_7203.N1	03-MAY-2008 19:26:37	Bright	38.000	169	46Gam Hya	2.9910	4700.0	76	32289	No
253	GOM_NL__2PRFIN20080503_192955_000000382068_00171_32289_7204.N1	03-MAY-2008 19:29:55	Bright	37.500	15	67Alp Vir	0.97600	28000.	75	32289	No
254	GOM_NL__2PRFIN20080503_193301_000000362068_00171_32289_7205.N1	03-MAY-2008 19:33:01	Bright	36.000	121	29Gam Vir	2.7400	7200.0	72	32289	No
255	GOM_NL__2PRFIN20080503_193616_000000352068_00171_32289_7206.N1	03-MAY-2008 19:36:16	Bright	35.000	138	47Eps Vir	2.8280	4700.0	70	32289	No
256	GOM_NL__2PRFIN20080503_193824_000000372068_00171_32289_7207.N1	03-MAY-2008 19:38:24	Bright	36.500	111	8Eta Boo	2.6800	6000.0	73	32289	No
257	GOM_NL__2PRFIN20080503_194357_000000332068_00171_32289_7208.N1	03-MAY-2008 19:43:57	Bright	33.000	152	12Alp2CVn	2.8900	11000.	66	32289	No
258	GOM_NL__2PRFIN20080503_194718_000000362068_00171_32289_7209.N1	03-MAY-2008 19:47:18	Bright	36.000	39	85Eta UMa	1.8540	24000.	72	32289	No
259	GOM_NL__2PRFIN20080503_194842_000000362068_00171_32289_7210.N1	03-MAY-2008 19:48:42	Bright	36.000	55	79Zet UMa	2.0600	10200.	72	32289	No
260	GOM_NL__2PRFIN20080503_195007_000000362068_00171_32289_7211.N1	03-MAY-2008 19:50:07	Bright	36.000	82	48Bet UMa	2.3650	10600.	72	32289	No
261	GOM_NL__2PRFIN20080503_195124_000000372068_00171_32289_7212.N1	03-MAY-2008 19:51:24	Bright	36.500	36	50Alp UMa	1.8000	6300.0	73	32289	No
262	GOM_NL__2PRFIN20080503_195447_000000392068_00171_32289_7213.N1	03-MAY-2008 19:54:47	Bright	39.000	60	7Bet UMi	2.0810	3950.0	78	32289	No
263	GOM_NL__2PRFIN20080503_195842_000000362068_00171_32289_7214.N1	03-MAY-2008 19:58:42	Bright	35.500	49	1Alp UMi	1.9900	6300.0	71	32289	No
264	GOM_NL__2PRFIN20080503_200642_000000352068_00171_32289_7215.N1	03-MAY-2008 20:06:42	Bright	35.000	110	37Del Cas	2.6780	8900.0	70	32289	No
265	GOM_NL__2PRFIN20080503_200801_000000362068_00171_32289_7216.N1	03-MAY-2008 20:08:01	Bright	36.000	68	18Alp Cas	2.2250	4500.0	72	32289	No
266	GOM_NL__2PRFIN20080503_202846_000000382068_00171_32289_7217.N1	03-MAY-2008 20:28:46	Dark	38.000	52	16Bet Cet	2.0370	4500.0	76	32289	No
267	GOM_NL__2PRFIN20080503_203403_000000482068_00171_32289_7218.N1	03-MAY-2008 20:34:03	Dark	48.000	18	24Alp PsA	1.1660	9700.0	96	32289	No
268	GOM_NL__2PRFIN20080503_203951_000000422068_00171_32289_7219.N1	03-MAY-2008 20:39:51	Dark	41.500	31	Alp Gru	1.7340	15200.	83	32289	No
269	GOM_NL__2PRFIN20080503_204219_000000382068_00172_32290_7208.N1	03-MAY-2008 20:42:19	Dark	38.000	148	Alp Tuc	2.8780	4100.0	76	32290	No
270	GOM_NL__2PRFIN20080503_204524_000000412068_00172_32290_7209.N1	03-MAY-2008 20:45:24	Dark	41.000	45	Alp Pav	1.9400	26000.	82	32290	No
271	GOM_NL__2PRFIN20080503_205146_000000382068_00172_32290_7210.N1	03-MAY-2008 20:51:46	Straylight	38.000	43	Alp TrA	1.9100	4250.0	76	32290	No
272	GOM_NL__2PRFIN20080503_205358_000000362068_00172_32290_7211.N1	03-MAY-2008 20:53:58	Straylight	35.500	134	Bet TrA	2.8100	6600.0	71	32290	No
273	GOM_NL__2PRFIN20080503_205557_000000452068_00172_32290_7212.N1	03-MAY-2008 20:55:57	Straylight	45.000	4	Alp1Cen	-0.010000	5800.0	90	32290	No
274	GOM_NL__2PRFIN20080503_205925_000000402068_00172_32290_7213.N1	03-MAY-2008 20:59:25	Straylight	40.000	78	Alp Lup	2.3040	28000.	80	32290	No
275	GOM_NL__2PRFIN20080503_210057_000000382068_00172_32290_7214.N1	03-MAY-2008 21:00:57	Straylight	38.000	81	Eta Cen	2.3560	28000.	76	32290	No
276	GOM_NL__2PRFIN20080503_210259_000000432068_00172_32290_7215.N1	03-MAY-2008 21:02:59	Tw_i_and_stray	43.000	54	5The Cen	2.0550	4500.0	86	32290	No
277	GOM_NL__2PRFIN20080503_210713_000000382068_00172_32290_7216.N1	03-MAY-2008 21:07:13	Bright	37.500	169	46Gam Hya	2.9910	4700.0	75	32290	No
278	GOM_NL__2PRFIN20080503_211031_000000372068_00172_32290_7217.N1	03-MAY-2008 21:10:31	Bright	37.000	15	67Alp Vir	0.97600	28000.	74	32290	No

279	GOM_NL__2PRFIN20080503_211337_000000362068_00172_32290_7218.N1	03-MAY-2008 21:13:37	Bright	36.000	121	29Gam Vir	2.7400	7200.0	72	32290	No
280	GOM_NL__2PRFIN20080503_211652_000000352068_00172_32290_7219.N1	03-MAY-2008 21:16:52	Bright	35.000	138	47Eps Vir	2.8280	4700.0	70	32290	No
281	GOM_NL__2PRFIN20080503_211900_000000372068_00172_32290_7220.N1	03-MAY-2008 21:19:00	Bright	36.500	111	8Eta Boo	2.6800	6000.0	73	32290	No
282	GOM_NL__2PRFIN20080503_212433_000000342068_00172_32290_7221.N1	03-MAY-2008 21:24:33	Bright	34.000	152	12Alp2CVn	2.8900	11000.	68	32290	No
283	GOM_NL__2PRFIN20080503_212754_000000362068_00172_32290_7222.N1	03-MAY-2008 21:27:54	Bright	36.000	39	85Eta UMa	1.8540	24000.	72	32290	No
284	GOM_NL__2PRFIN20080503_212918_000000482068_00172_32290_7223.N1	03-MAY-2008 21:29:18	Bright	47.500	55	79Zet UMa	2.0600	10200.	95	32290	No
285	GOM_NL__2PRFIN20080503_213044_000000372068_00172_32290_7224.N1	03-MAY-2008 21:30:44	Bright	36.500	82	48Bet UMa	2.3650	10600.	73	32290	No
286	GOM_NL__2PRFIN20080503_213200_000000372068_00172_32290_7225.N1	03-MAY-2008 21:32:00	Bright	36.500	36	50Alp UMa	1.8000	6300.0	73	32290	No
287	GOM_NL__2PRFIN20080503_213523_000000382068_00172_32290_7226.N1	03-MAY-2008 21:35:23	Bright	38.000	60	7Bet UMi	2.0810	3950.0	76	32290	No
288	GOM_NL__2PRFIN20080503_213918_000000352068_00172_32290_7227.N1	03-MAY-2008 21:39:18	Bright	34.500	49	1Alp UMi	1.9900	6300.0	69	32290	No
289	GOM_NL__2PRFIN20080503_214718_000000462068_00172_32290_7228.N1	03-MAY-2008 21:47:18	Bright	45.500	110	37Del Cas	2.6780	8900.0	91	32290	No
290	GOM_NL__2PRFIN20080503_214837_000000332068_00172_32290_7229.N1	03-MAY-2008 21:48:37	Bright	32.500	68	18Alp Cas	2.2250	4500.0	65	32290	No
291	GOM_NL__2PRFIN20080503_220922_000000422068_00172_32290_7230.N1	03-MAY-2008 22:09:22	Dark	42.000	52	16Bet Cet	2.0370	4500.0	84	32290	No
292	GOM_NL__2PRFIN20080503_221439_000000422068_00172_32290_7231.N1	03-MAY-2008 22:14:39	Dark	42.000	18	24Alp PsA	1.1660	9700.0	84	32290	No
293	GOM_NL__2PRFIN20080503_222028_000000402068_00172_32290_7232.N1	03-MAY-2008 22:20:28	Dark	40.000	31	Alp Gru	1.7340	15200.	80	32290	No
294	GOM_NL__2PRFIN20080503_222255_000000422068_00173_32291_7238.N1	03-MAY-2008 22:22:55	Dark	42.000	148	Alp Tuc	2.8780	4100.0	84	32291	No
295	GOM_NL__2PRFIN20080503_222600_000000402068_00173_32291_7239.N1	03-MAY-2008 22:26:00	Dark	40.000	45	Alp Pav	1.9400	26000.	80	32291	No
296	GOM_NL__2PRFIN20080503_223222_000000392068_00173_32291_7240.N1	03-MAY-2008 22:32:22	Straylight	38.500	43	Alp TrA	1.9100	4250.0	77	32291	No
297	GOM_NL__2PRFIN20080503_223434_000000382068_00173_32291_7241.N1	03-MAY-2008 22:34:34	Straylight	38.000	134	Bet TrA	2.8100	6600.0	76	32291	No
298	GOM_NL__2PRFIN20080503_223633_000000432068_00173_32291_7242.N1	03-MAY-2008 22:36:33	Straylight	43.000	4	Alp1Cen	-0.010000	5800.0	86	32291	No
299	GOM_NL__2PRFIN20080503_224001_000000372068_00173_32291_7243.N1	03-MAY-2008 22:40:01	Straylight	37.000	78	Alp Lup	2.3040	28000.	74	32291	No
300	GOM_NL__2PRFIN20080503_224133_000000402068_00173_32291_7244.N1	03-MAY-2008 22:41:33	Straylight	40.000	81	Eta Cen	2.3560	28000.	80	32291	No
301	GOM_NL__2PRFIN20080503_224335_000000432068_00173_32291_7245.N1	03-MAY-2008 22:43:35	Tw_i_and_stray	42.500	54	5The Cen	2.0550	4500.0	85	32291	No
302	GOM_NL__2PRFIN20080503_224749_000000382068_00173_32291_7246.N1	03-MAY-2008 22:47:49	Bright	37.500	169	46Gam Hya	2.9910	4700.0	75	32291	No
303	GOM_NL__2PRFIN20080503_225107_000000392068_00173_32291_7247.N1	03-MAY-2008 22:51:07	Bright	38.500	15	67Alp Vir	0.97600	28000.	77	32291	No
304	GOM_NL__2PRFIN20080503_225413_000000362068_00173_32291_7248.N1	03-MAY-2008 22:54:13	Bright	35.500	121	29Gam Vir	2.7400	7200.0	71	32291	No
305	GOM_NL__2PRFIN20080503_225728_000000352068_00173_32291_7249.N1	03-MAY-2008 22:57:28	Bright	34.500	138	47Eps Vir	2.8280	4700.0	69	32291	No
306	GOM_NL__2PRFIN20080503_225936_000000372068_00173_32291_7250.N1	03-MAY-2008 22:59:36	Bright	36.500	111	8Eta Boo	2.6800	6000.0	73	32291	No
307	GOM_NL__2PRFIN20080503_230509_000000342068_00173_32291_7251.N1	03-MAY-2008 23:05:09	Bright	34.000	152	12Alp2CVn	2.8900	11000.	68	32291	No
308	GOM_NL__2PRFIN20080503_230830_000000342068_00173_32291_7252.N1	03-MAY-2008 23:08:30	Bright	34.000	39	85Eta UMa	1.8540	24000.	68	32291	No
309	GOM_NL__2PRFIN20080503_230954_000000342068_00173_32291_7253.N1	03-MAY-2008 23:09:54	Bright	33.500	55	79Zet UMa	2.0600	10200.	67	32291	No
310	GOM_NL__2PRFIN20080503_231120_000000402068_00173_32291_7254.N1	03-MAY-2008 23:11:20	Bright	39.500	82	48Bet UMa	2.3650	10600.	79	32291	No
311	GOM_NL__2PRFIN20080503_231236_000000372068_00173_32291_7255.N1	03-MAY-2008 23:12:36	Bright	36.500	36	50Alp UMa	1.8000	6300.0	73	32291	No
312	GOM_NL__2PRFIN20080503_231558_000000392068_00173_32291_7256.N1	03-MAY-2008 23:15:58	Bright	38.500	60	7Bet UMi	2.0810	3950.0	77	32291	No
313	GOM_NL__2PRFIN20080503_231954_000000352068_00173_32291_7257.N1	03-MAY-2008 23:19:54	Bright	35.000	49	1Alp UMi	1.9900	6300.0	70	32291	No
314	GOM_NL__2PRFIN20080503_232754_000000342068_00173_32291_7258.N1	03-MAY-2008 23:27:54	Bright	34.000	110	37Del Cas	2.6780	8900.0	68	32291	No
315	GOM_NL__2PRFIN20080503_232913_000000342068_00173_32291_7259.N1	03-MAY-2008 23:29:13	Bright	34.000	68	18Alp Cas	2.2250	4500.0	68	32291	No
316	GOM_NL__2PRFIN20080503_234958_000000412068_00173_32291_7260.N1	03-MAY-2008 23:49:58	Dark	41.000	52	16Bet Cet	2.0370	4500.0	82	32291	No
317	GOM_NL__2PRFIN20080503_235516_000000482068_00173_32291_7261.N1	03-MAY-2008 23:55:16	Dark	48.000	18	24Alp PsA	1.1660	9700.0	96	32291	No

### 3. Quality information per product

In this section it is plotted some information contained in the Quality Summary data set of the level 2 products. Only products in dark limb conditions and without errors (error flag in the MPH set to "0") are used.


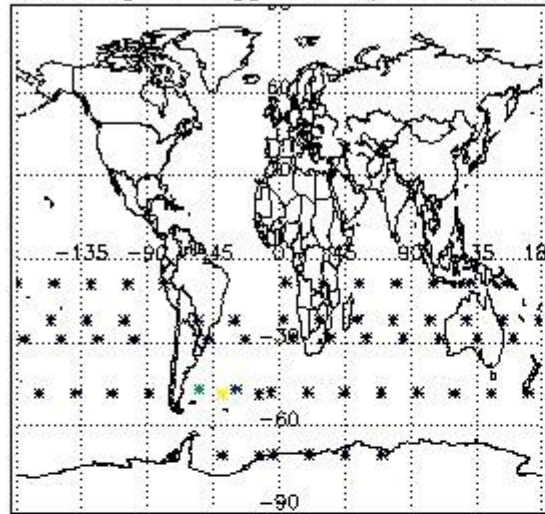
#### 3.1 Plot quality information per product (time dependant)



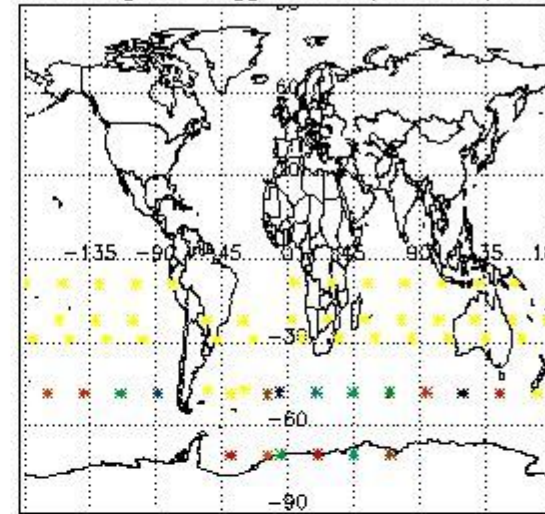
3.2 Plot quality information per product (world map)



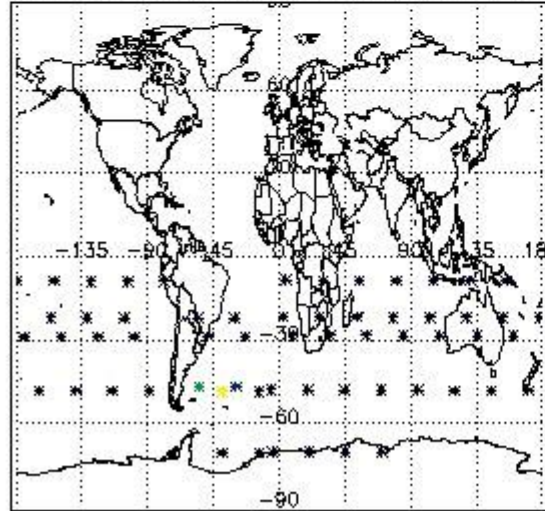
Percentage of flagged data per O3 profile



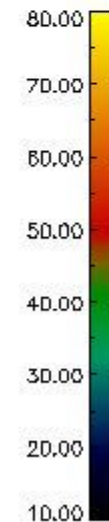
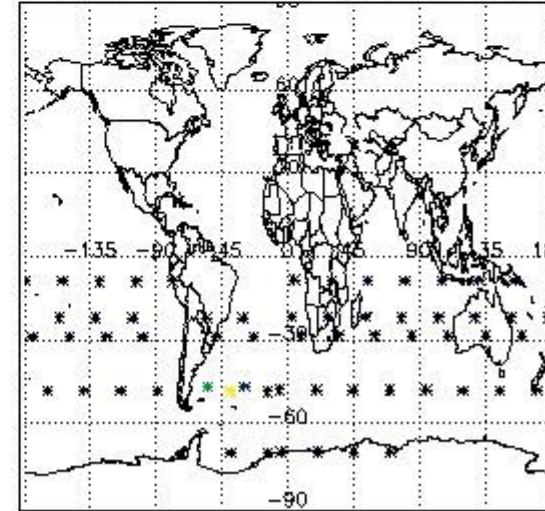
Percentage of flagged data per H2O profile



Percentage of flagged data per NO2 profile



Percentage of flagged data per NO3 profile



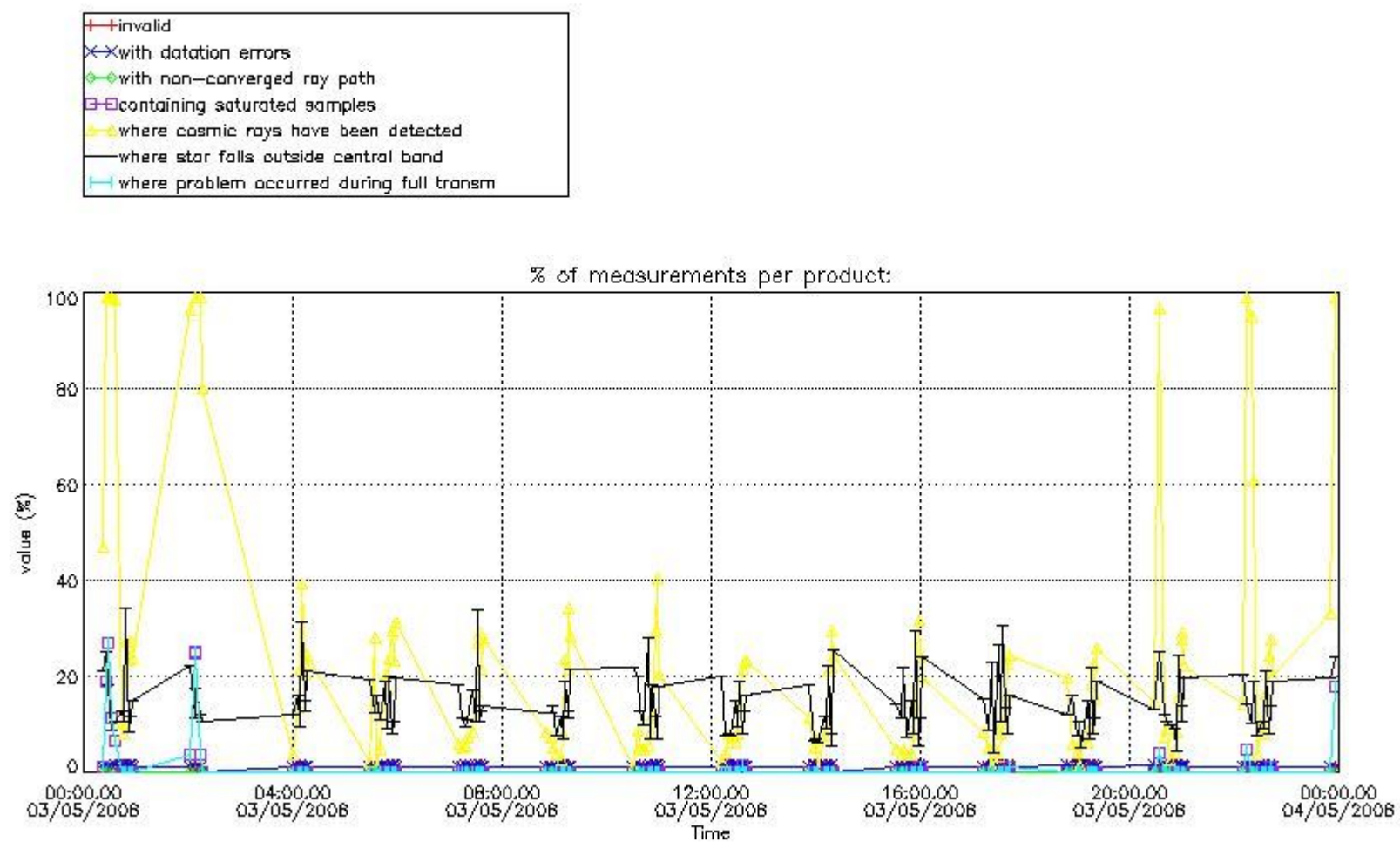
#### 4. Level 1 quality information per product

In this section it is plotted some information contained in the Quality Summary data set of the level 2 products that comes from the level 1b processing. Products without errors (error flag in the MPH set to "0") are used.

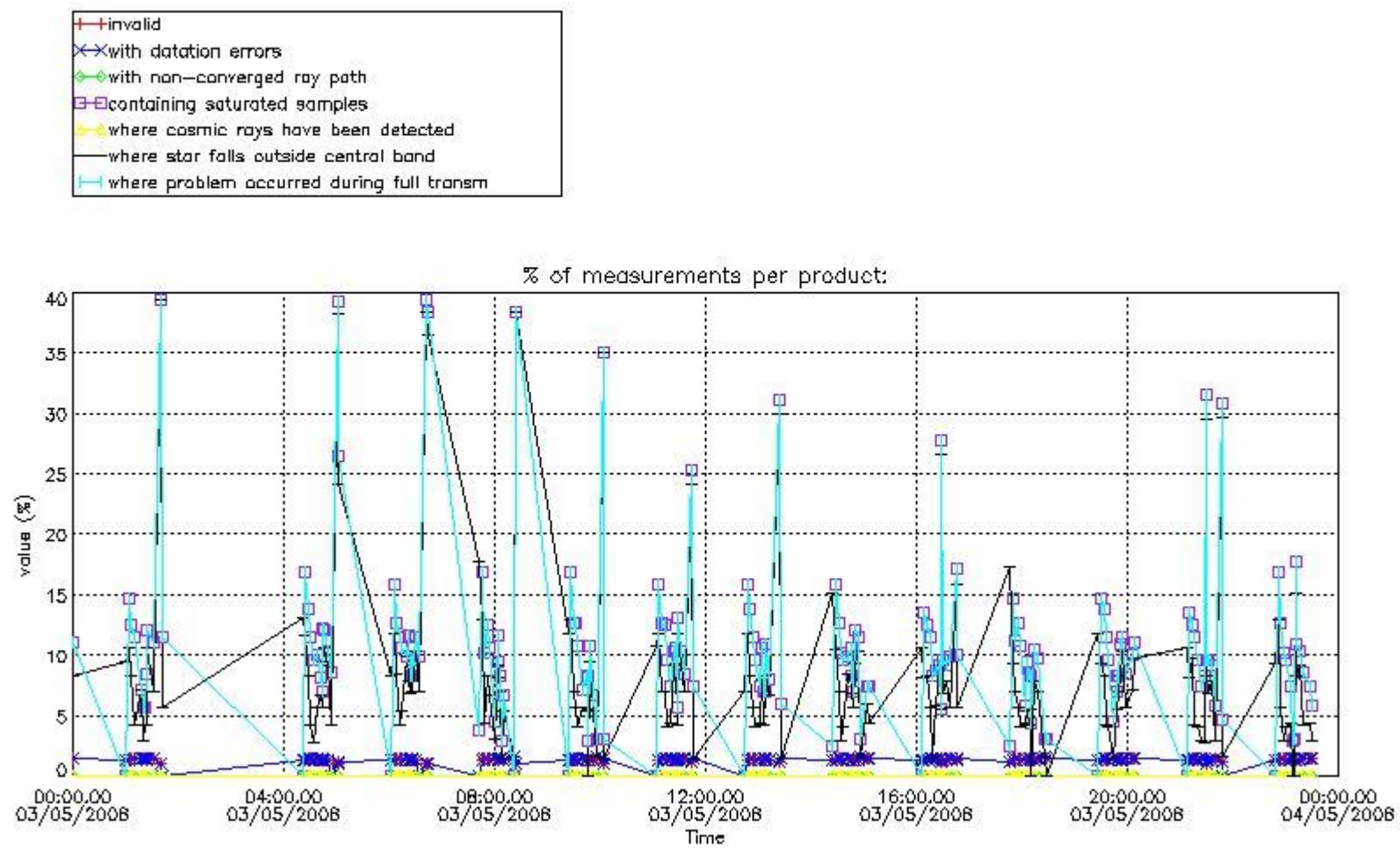
##### 4.1 Plot quality information per product (time dependant) coming from level 1b processing

###### 4.1.1 Plot level 1 quality information per product (time dependant): ENVISAT ASCENDING passes





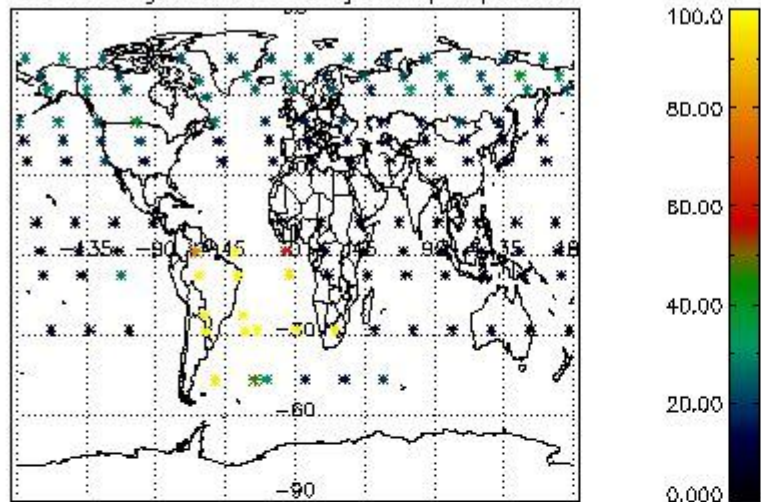
4.1.2 Plot level 1 quality information per product (time dependant): ENVI SAT DESCENDING passes



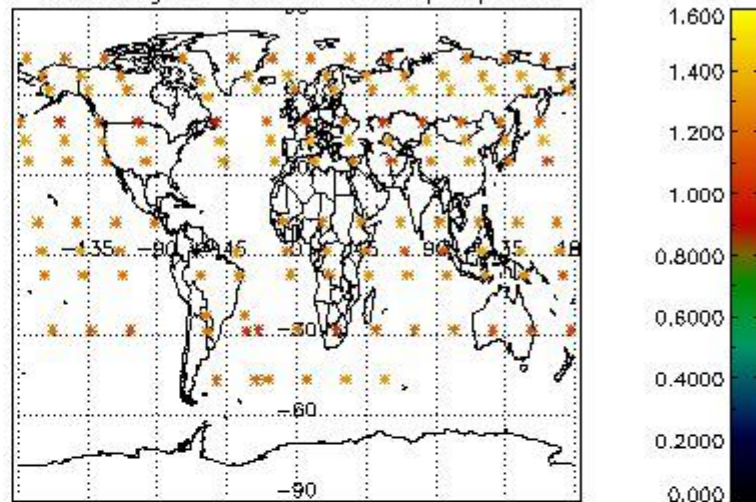
*4.2 Plot quality information per product coming from level 1b processing (world map)*

*4.2.1 Plot level 1 quality information per product (world map): ENVISAT ASCENDING passes*

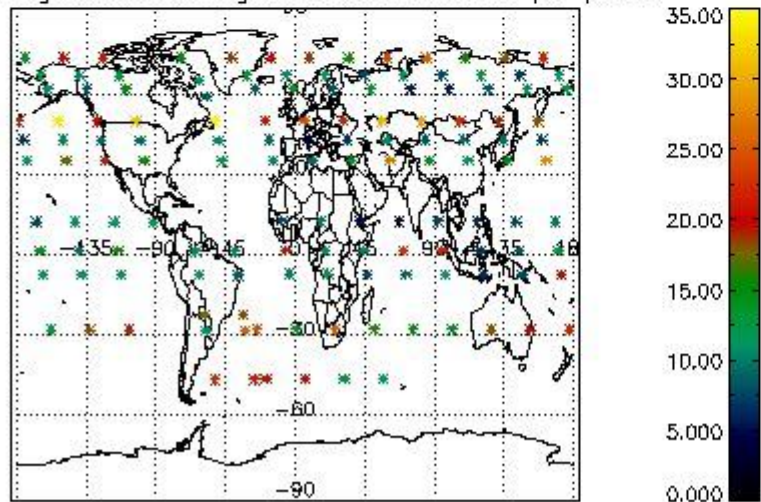
Percentage of cosmic ray hits per profile



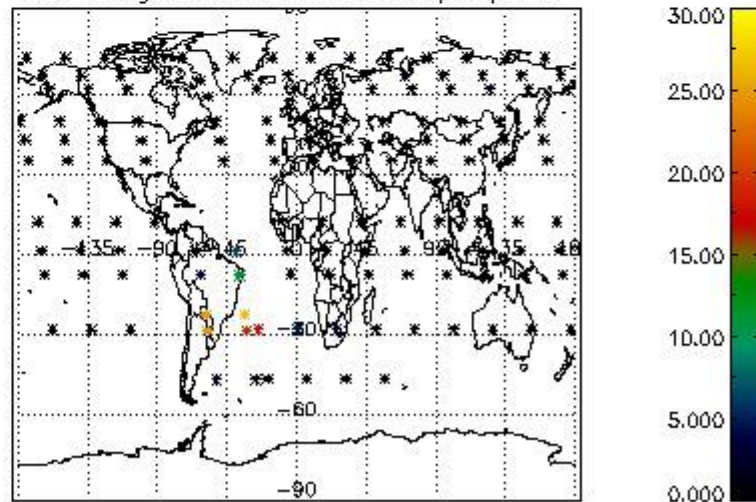
Percentage of datation errors per profile



Percentage of star falling outside central band per profile

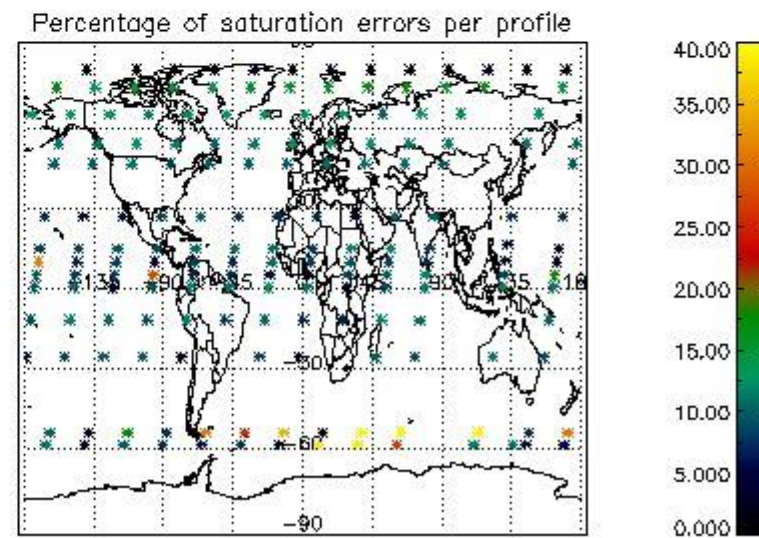
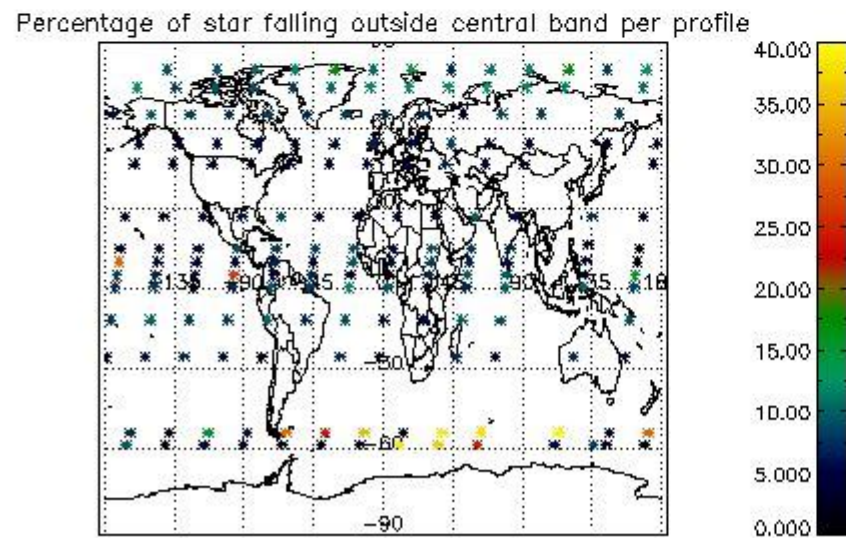
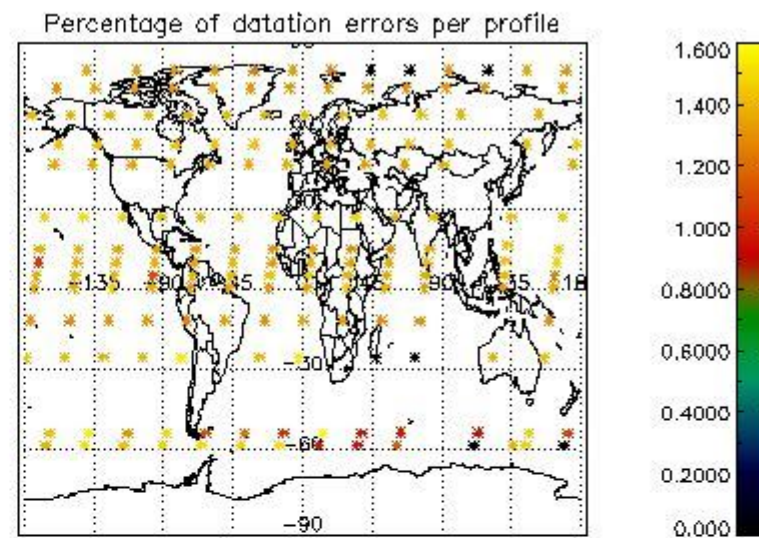
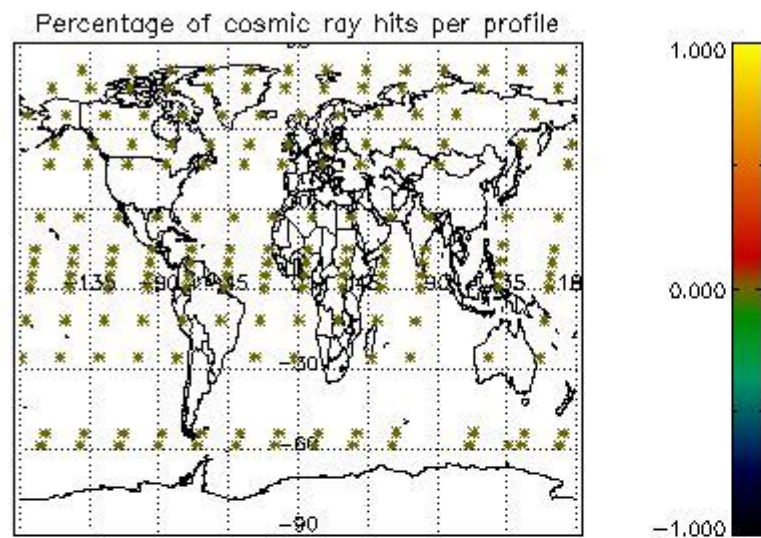


Percentage of saturation errors per profile



4.2.2 Plot level 1 quality information per product (world map): ENVISAT DESCENDING passes





## 5. Trace gas profiles

### 5.1 Ozone statistics based on quality of products

The final quality of the products can be "measured" using the STD (Standard Deviation) attached to every point profile. This information is written to the parameter GOM\_NL\_\_2P/NL\_LOCAL\_SPECIES\_DENSITY/o3\_std of the level 2 products. The table below shows the statistics for given STD ranges.

The statistics are given with respect to the overall valid production:

- Products without fatal errors: GOM\_NL\_\_2P/MPH/PRODUCT\_ERR=0
- Valid point profile: GOM\_NL\_\_2P/NL\_LOCAL\_SPECIES\_DENSITY/pcd(0)=0

The 'Criteria' is applied to valid points of dark limb products:

- Products in dark limb illumination condition: GOM\_NL\_\_2P/NL\_SUMMARY\_QUALITY/obs\_ill\_cond=0
- Products without fatal errors: GOM\_NL\_\_2P/MPH/PRODUCT\_ERR=0
- Valid point profile: GOM\_NL\_\_2P/NL\_LOCAL\_SPECIES\_DENSITY/pcd(0)=0

So, the table below shows the percentage of dark limb and valid observations for each criteria with respect to the overall valid daily observations.

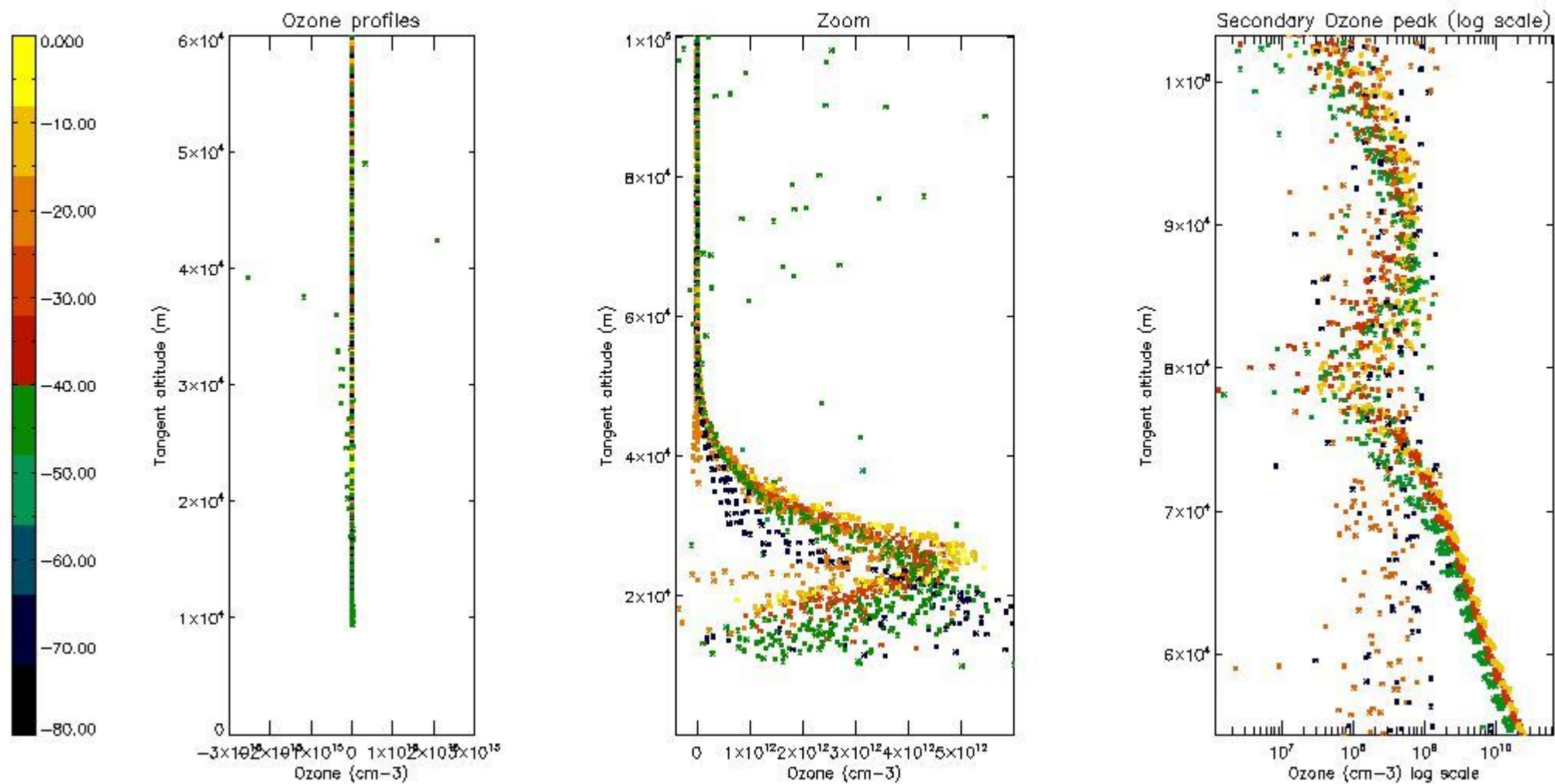
Criteria	% of total production
All STD	20
STD < 20	11



STD < 10	9
STD < 5	6

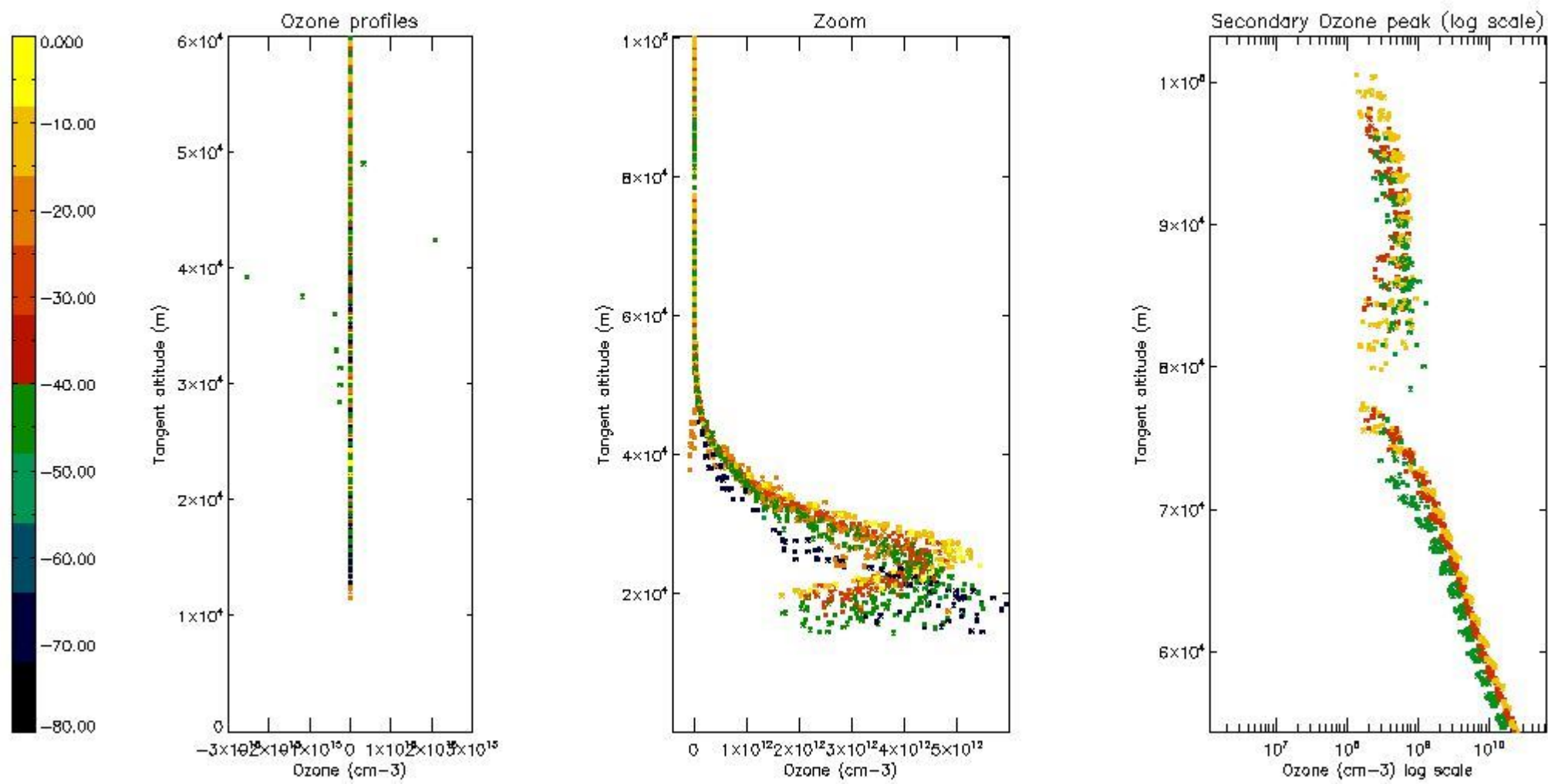
5.2 Plot ozone profiles for all STD (dark without errors)

The colorbar represents the latitude.



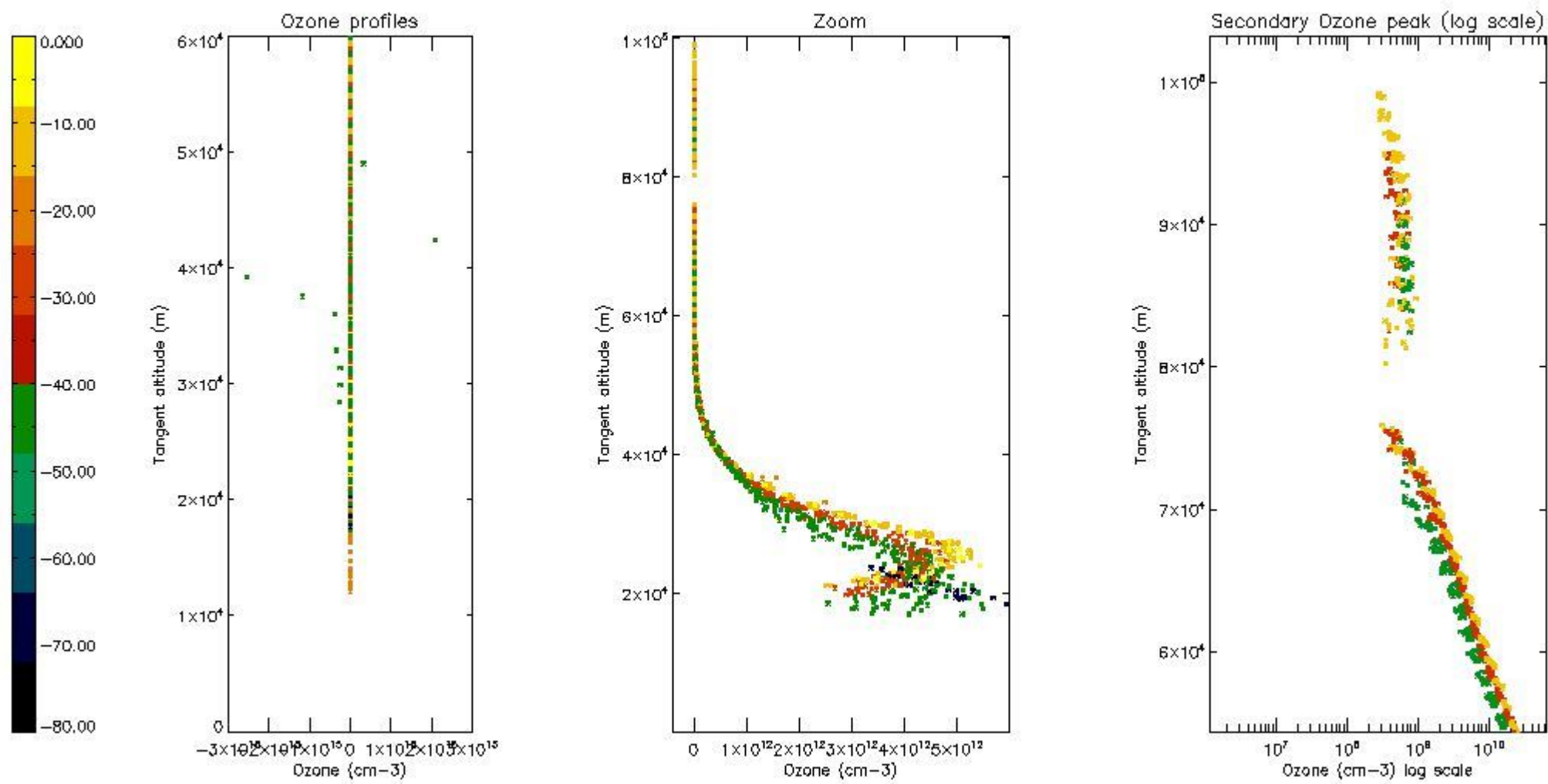
5.3 Plot ozone profiles where STD < 20% (dark without errors)

The colorbar represents the latitude.



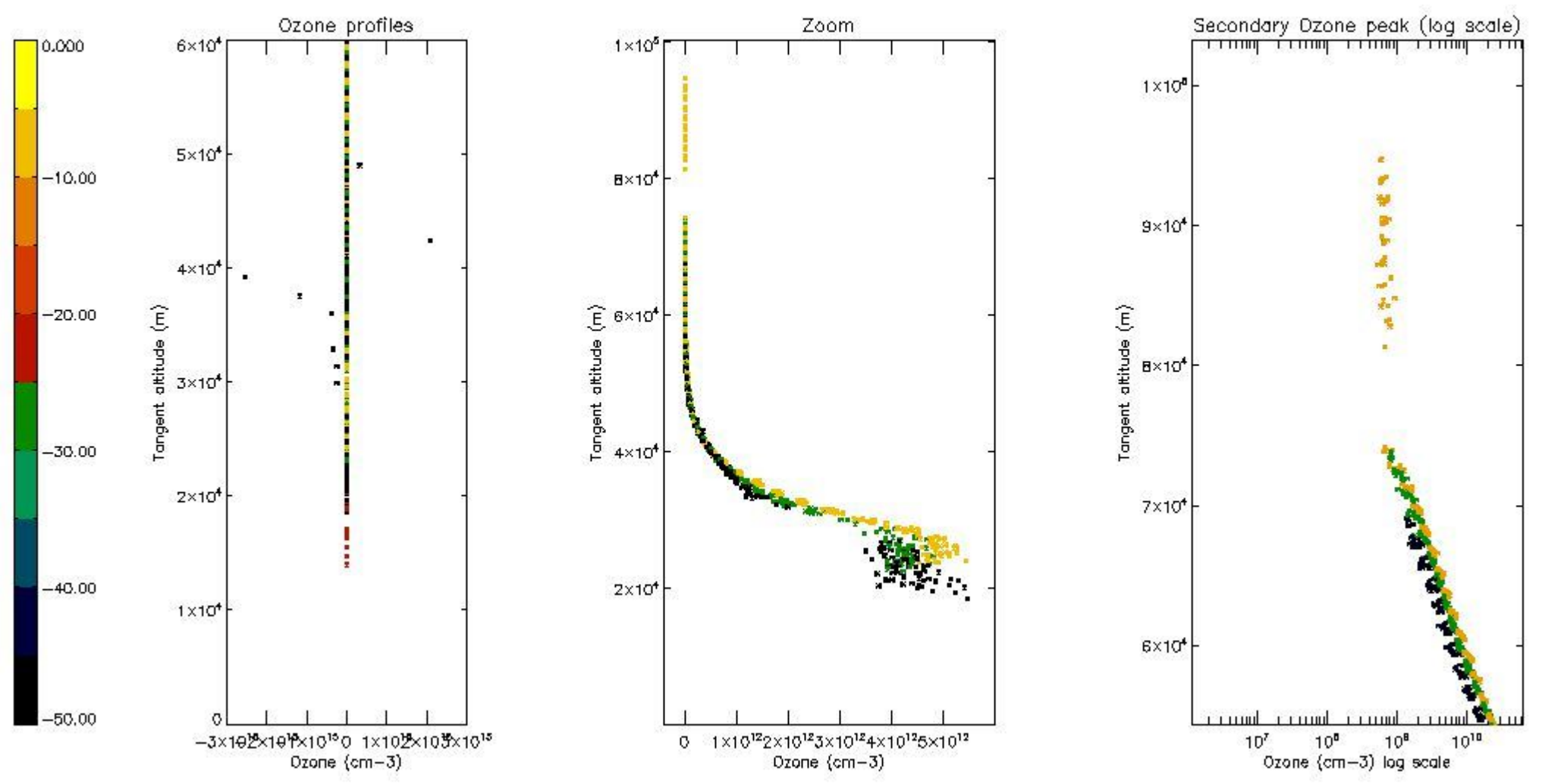
*5.4 Plot ozone profiles where  $STD < 10\%$  (dark without errors)*

The colorbar represents the latitude.



*5.5 Plot ozone profiles where STD < 5% (dark without errors)*

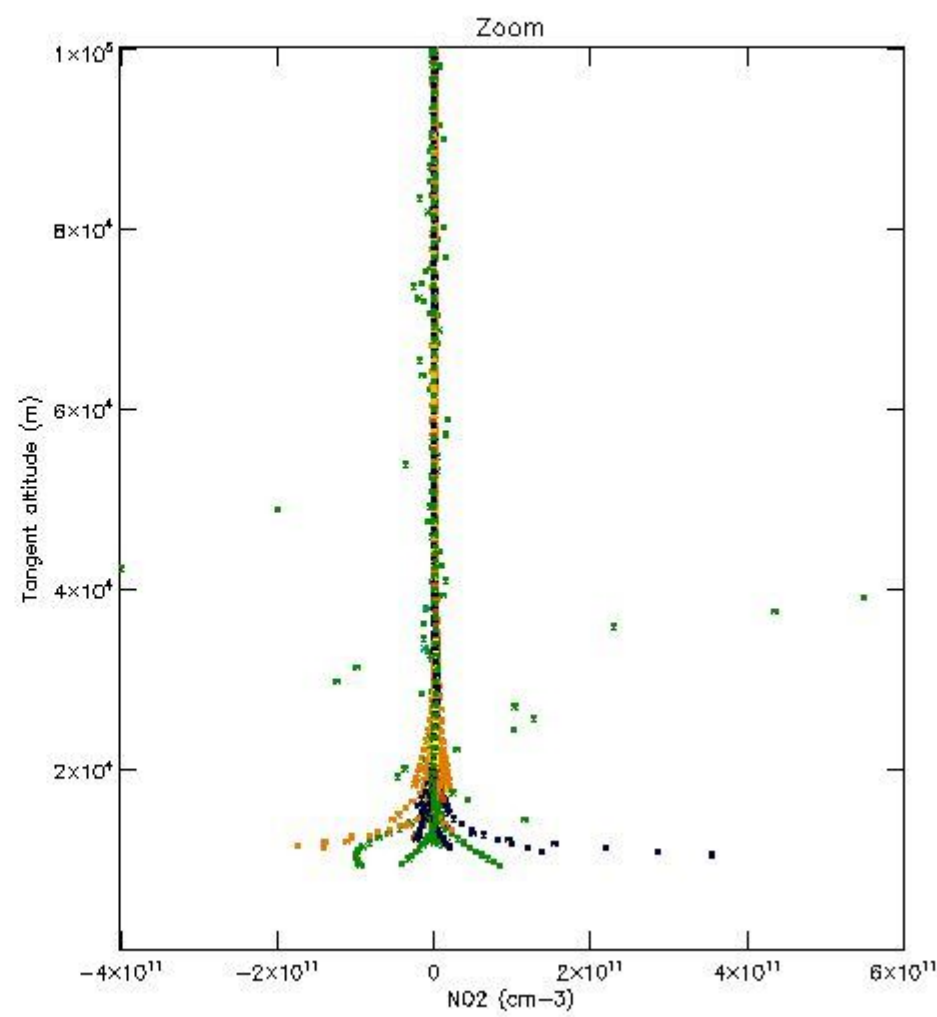
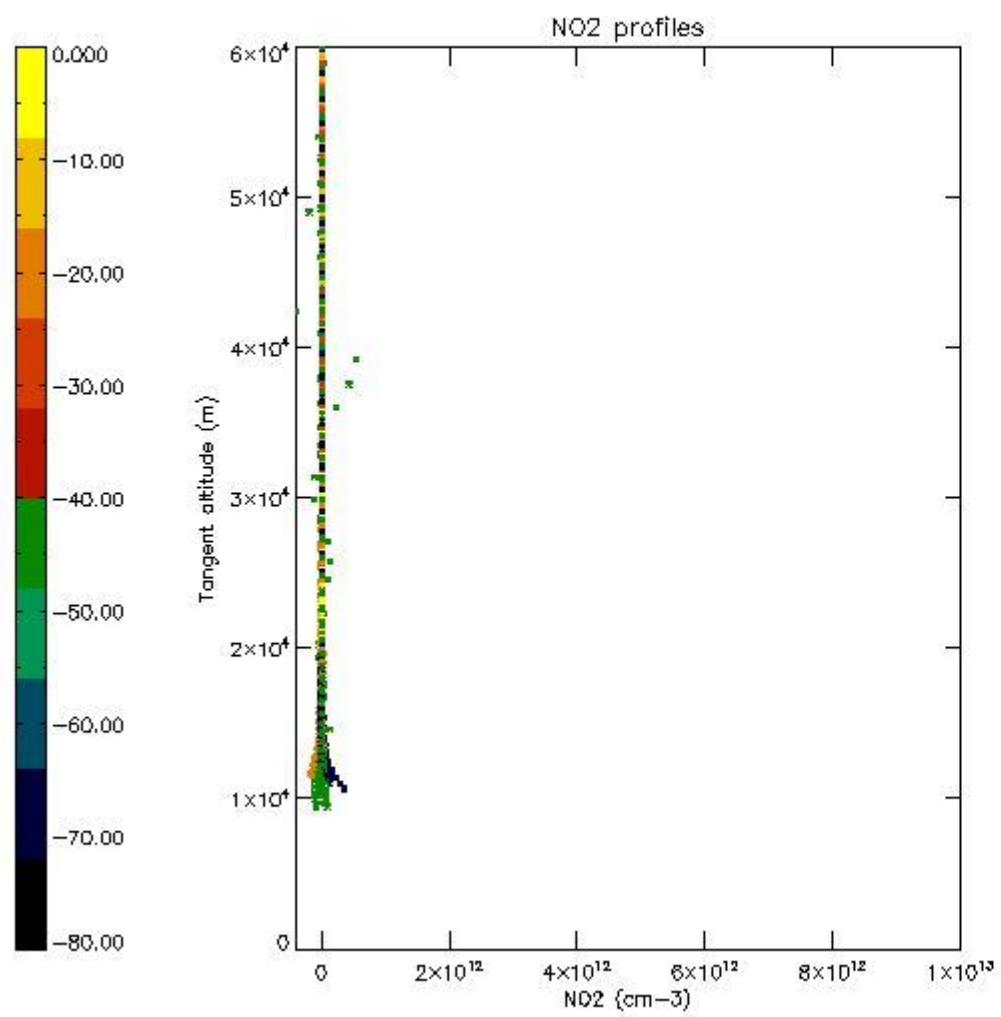
The colorbar represents the latitude.



*5.6 Plot NO<sub>2</sub> profiles for all STD (dark without errors)*

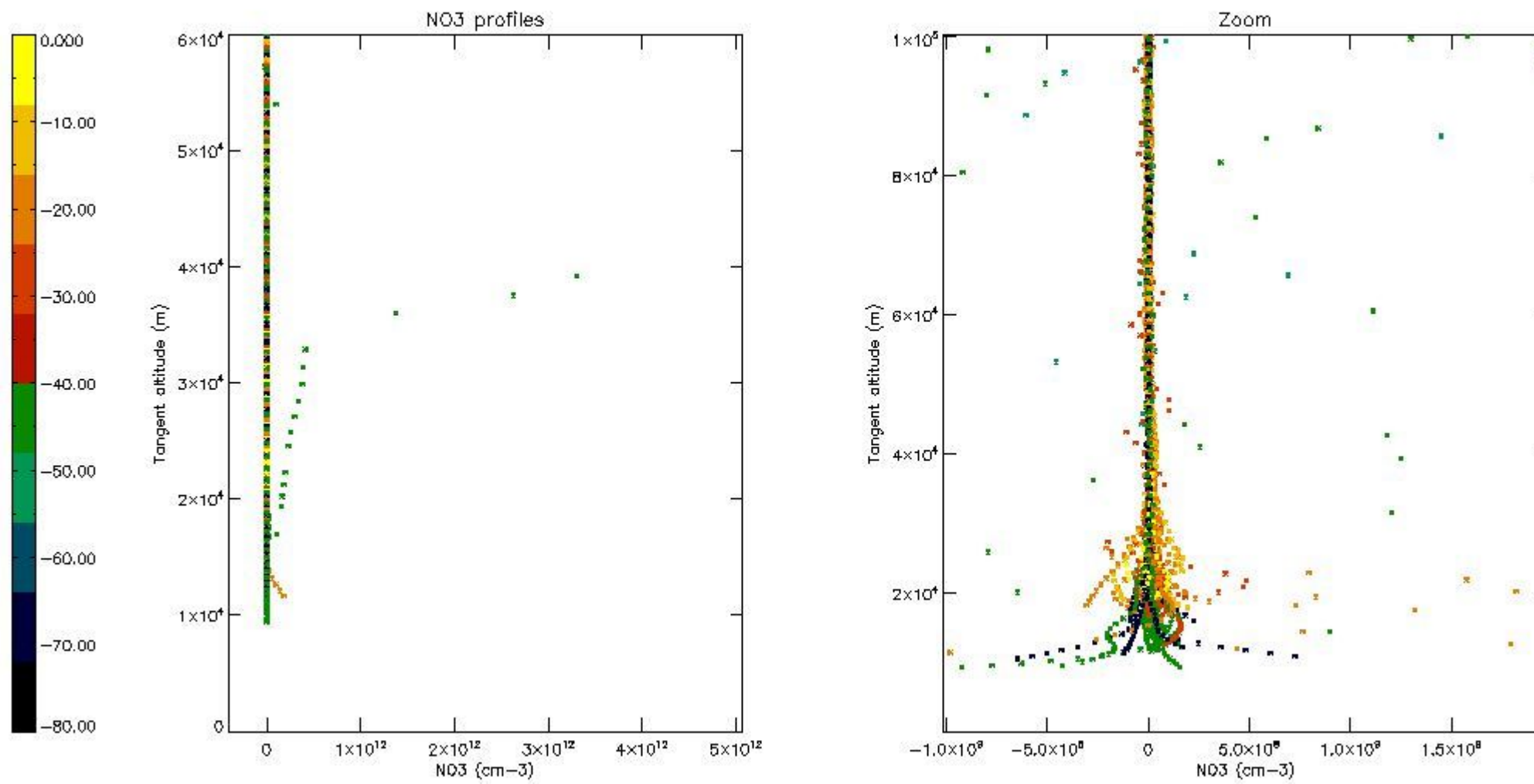
The colorbar represents the latitude.





*5.7 Plot NO3 profiles for all STD (dark without errors)*

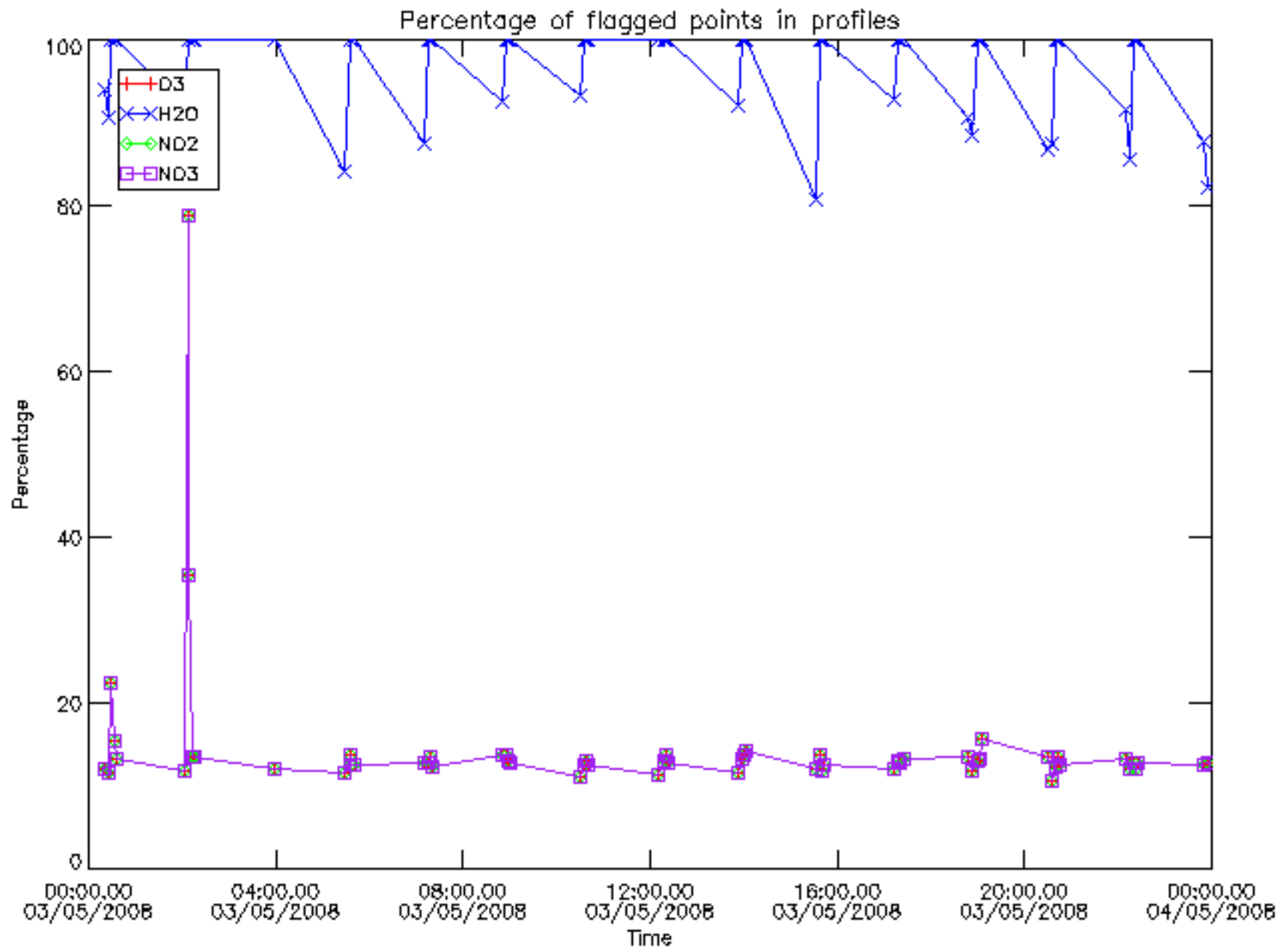
The colorbar represents the latitude.



## 6. Auxiliary Data Files used for the production reported in section 2

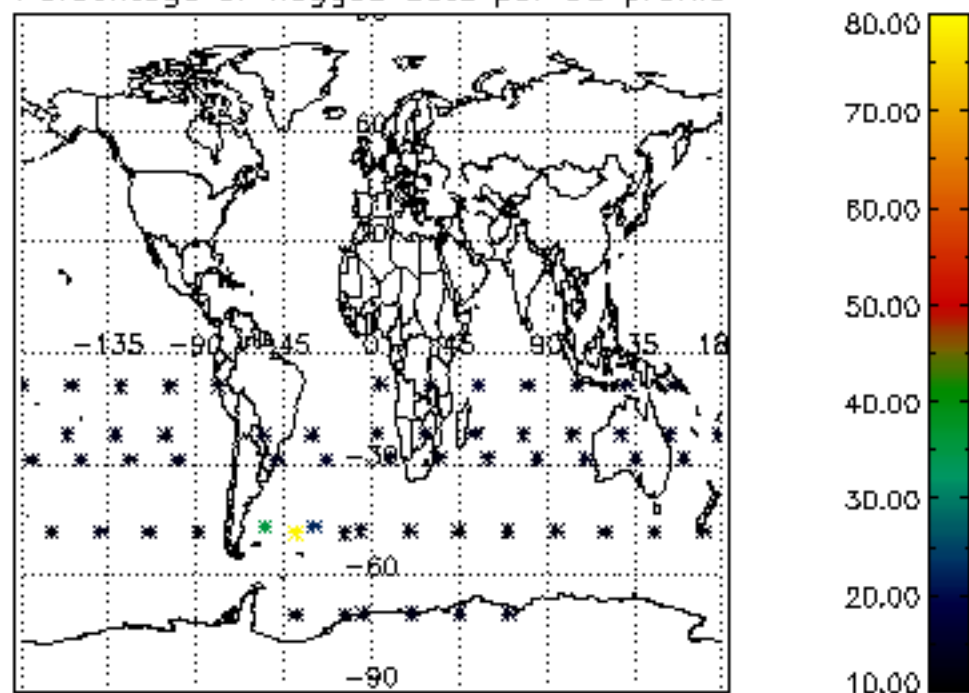
The number reported in the third column indicates since which file (see list in section 2) the corresponding auxiliary file has been used. The fourth column is the date of those product files.

Type	Auxiliary Filename	Used since product	Used since product date
INST_PHYS_CHARACTERISTICS	GOM_INS_AXVIEC20091111_143220_20030716_120000_20500101_000000	1	03-MAY-2008 00:00:49
LEVEL-2_PROC_CONFIG	GOM_PR2_AXVIEC20091111_152718_20020301_000000_20500101_000000	1	03-MAY-2008 00:00:49
CROSS_SECTIONS_FILE	GOM_CRS_AXVIEC20091111_154832_20020301_000000_20500101_000000	1	03-MAY-2008 00:00:49

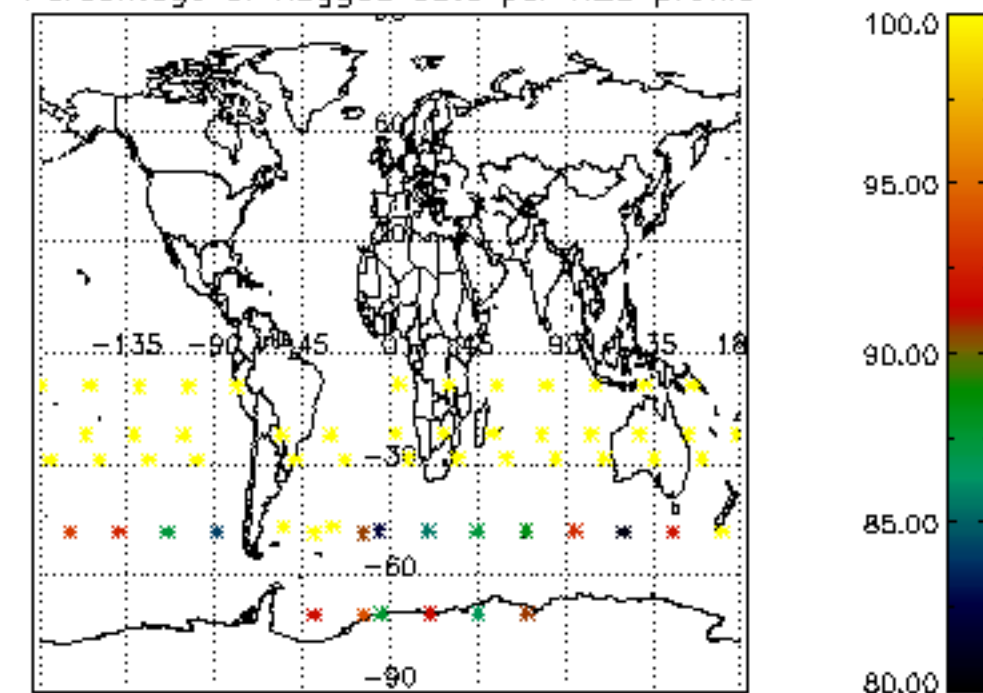




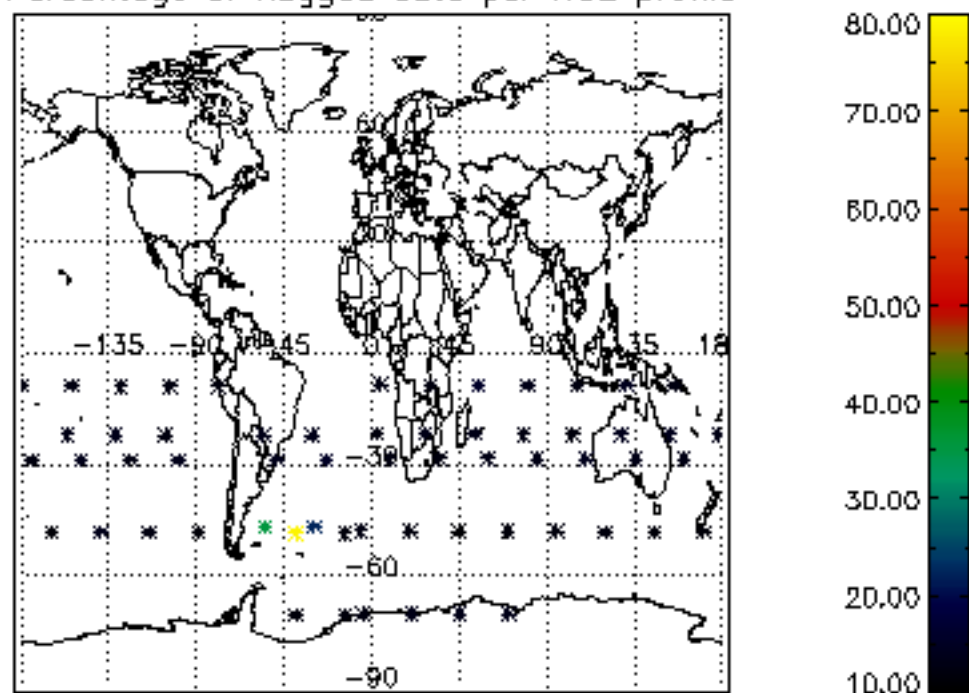
Percentage of flagged data per D3 profile



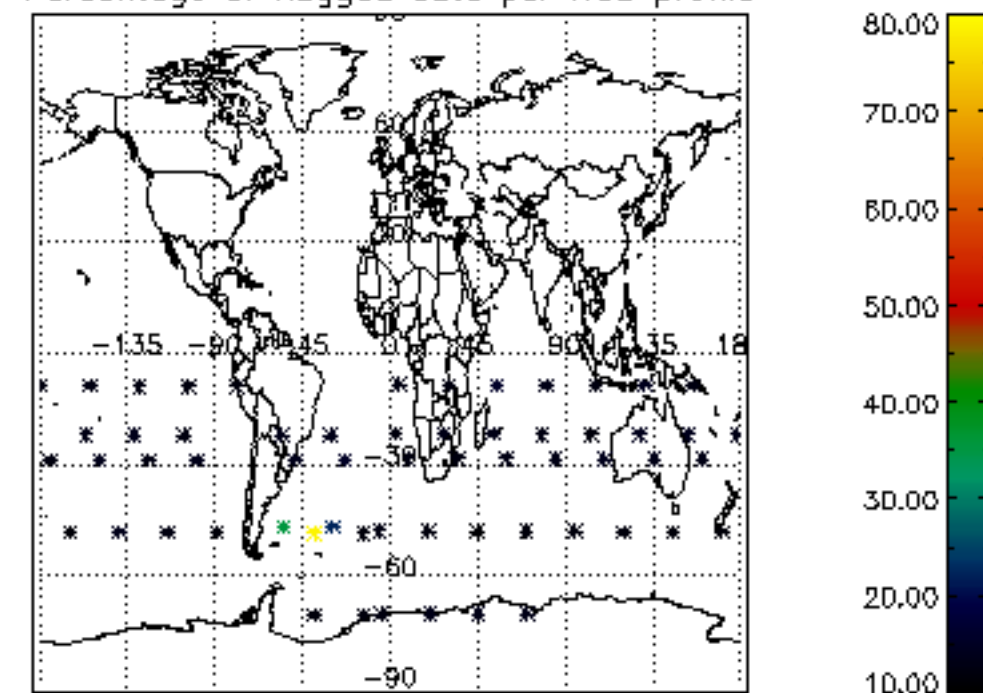
Percentage of flagged data per H2O profile

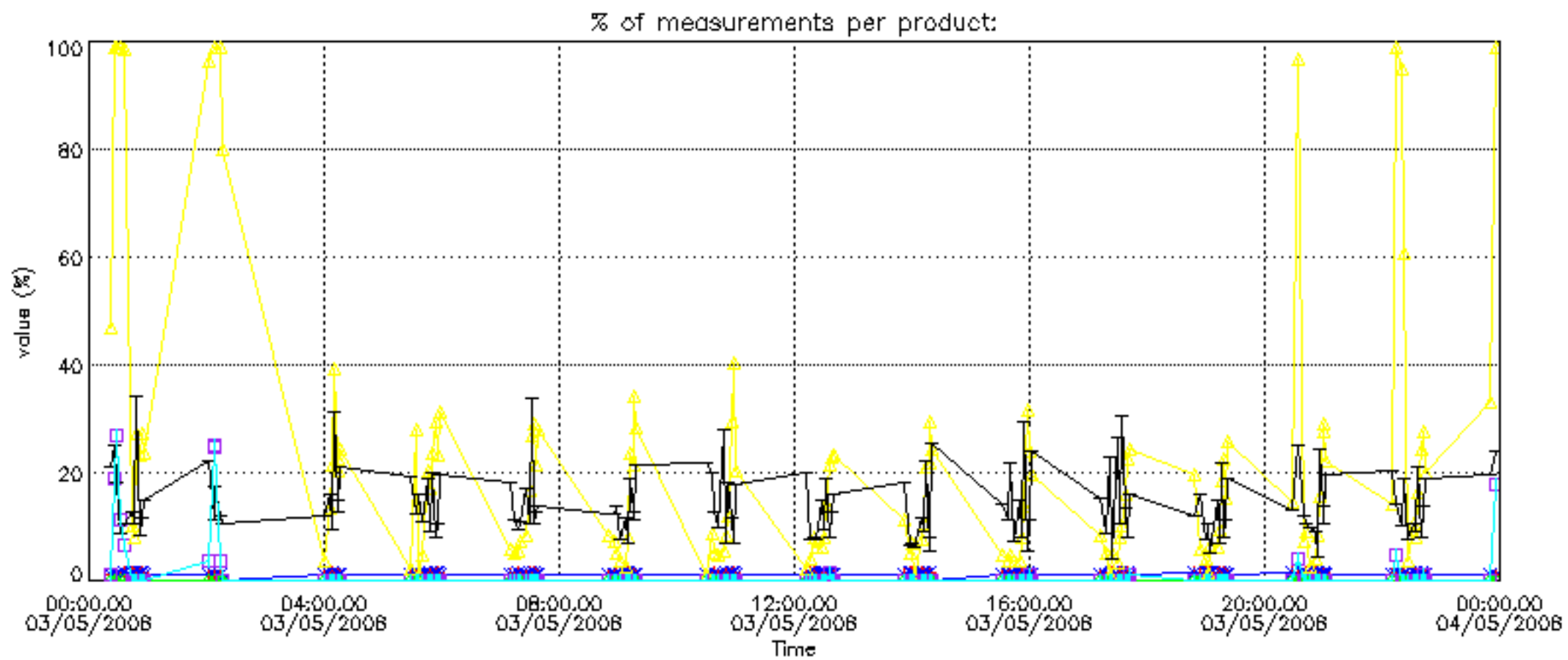


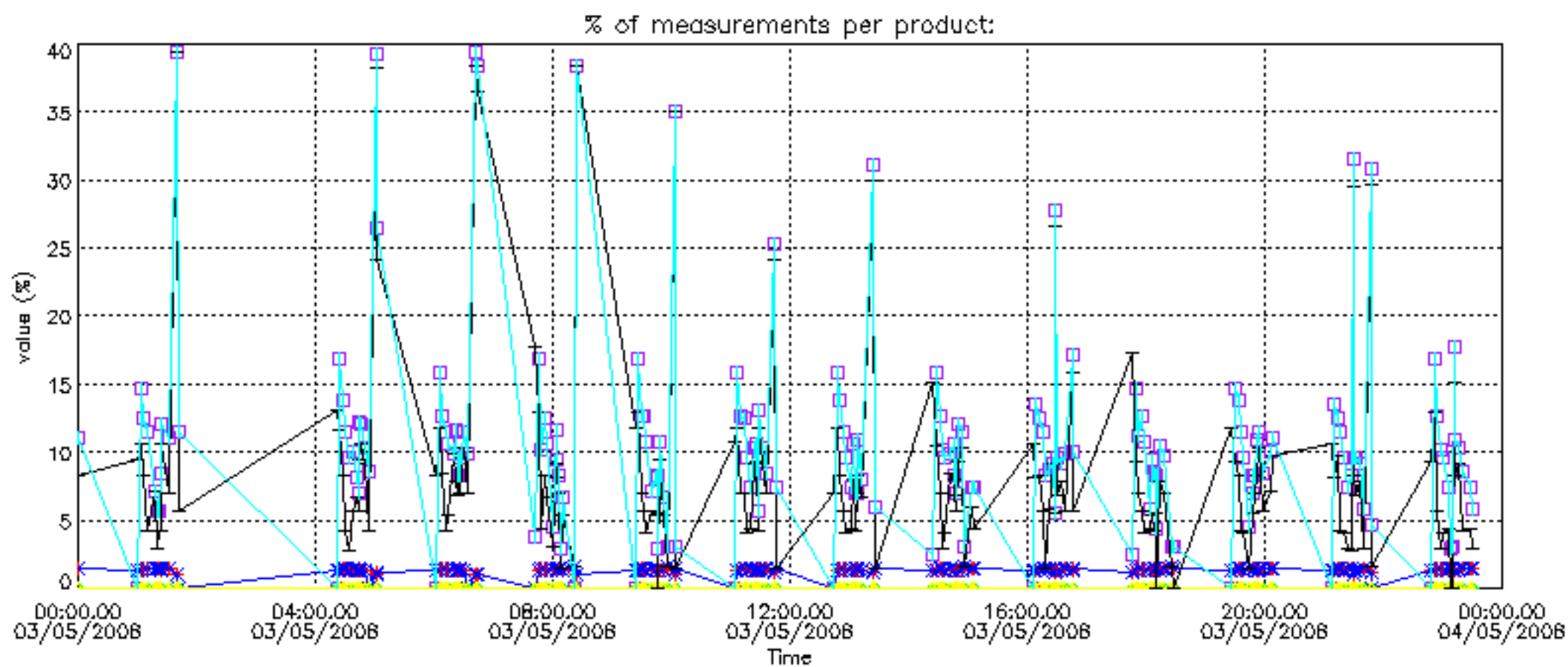
Percentage of flagged data per NO2 profile



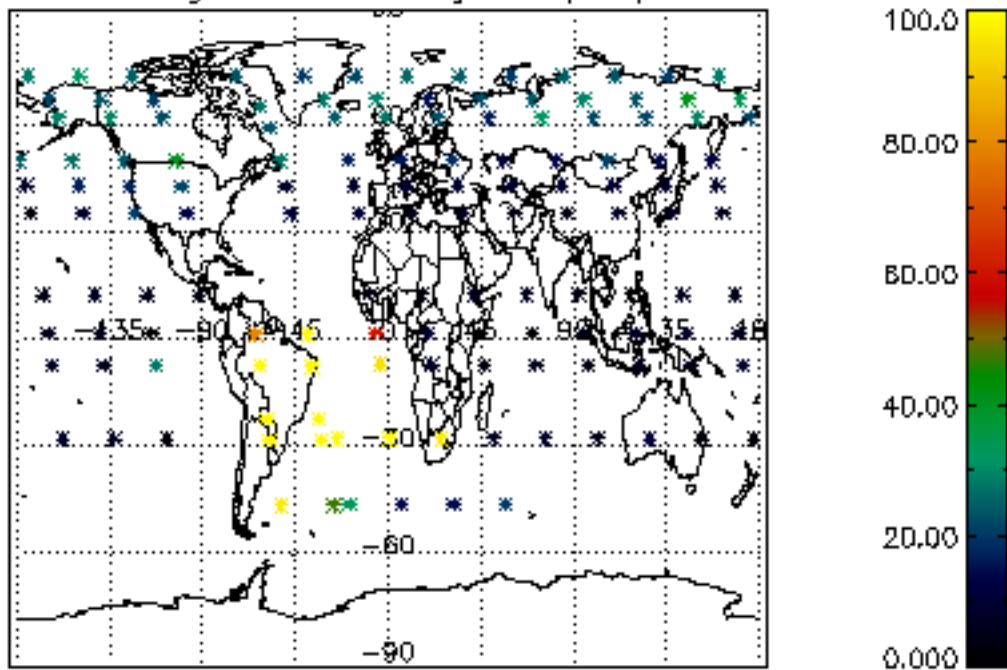
Percentage of flagged data per NO3 profile



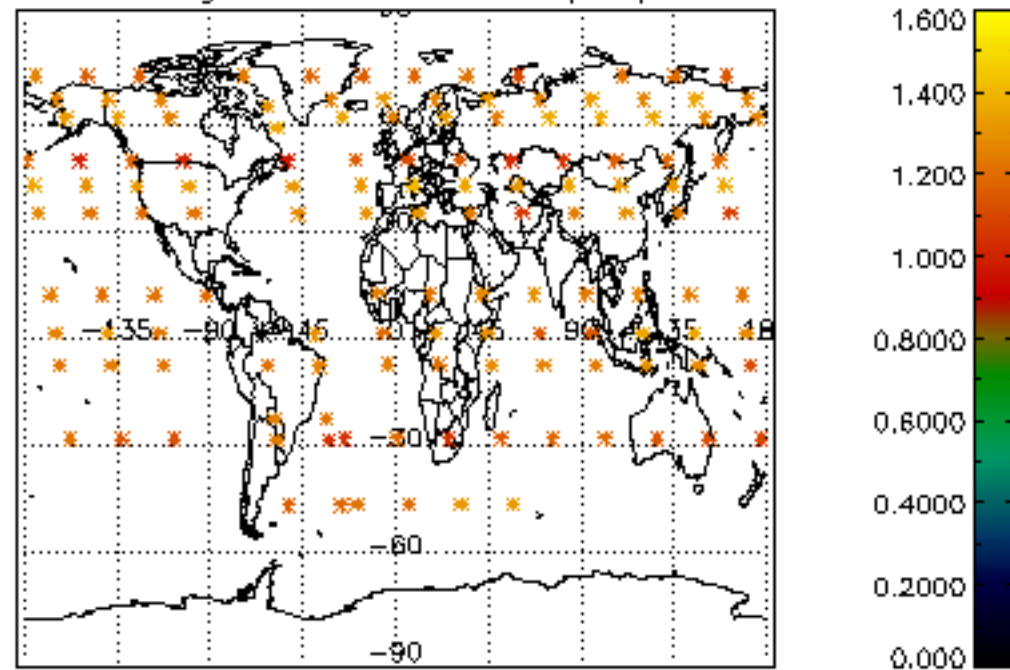




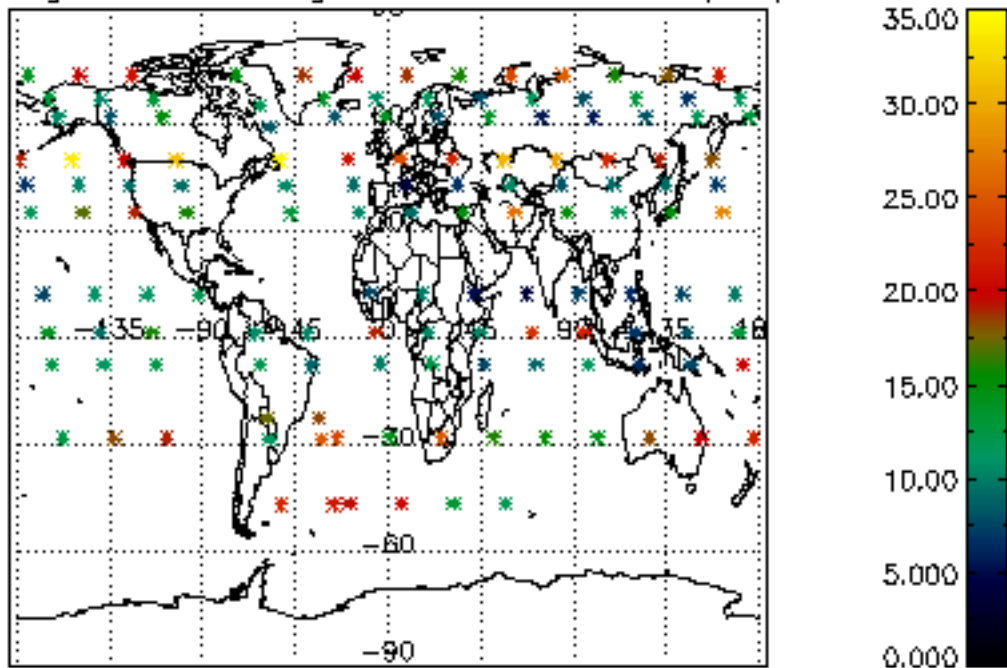
Percentage of cosmic ray hits per profile



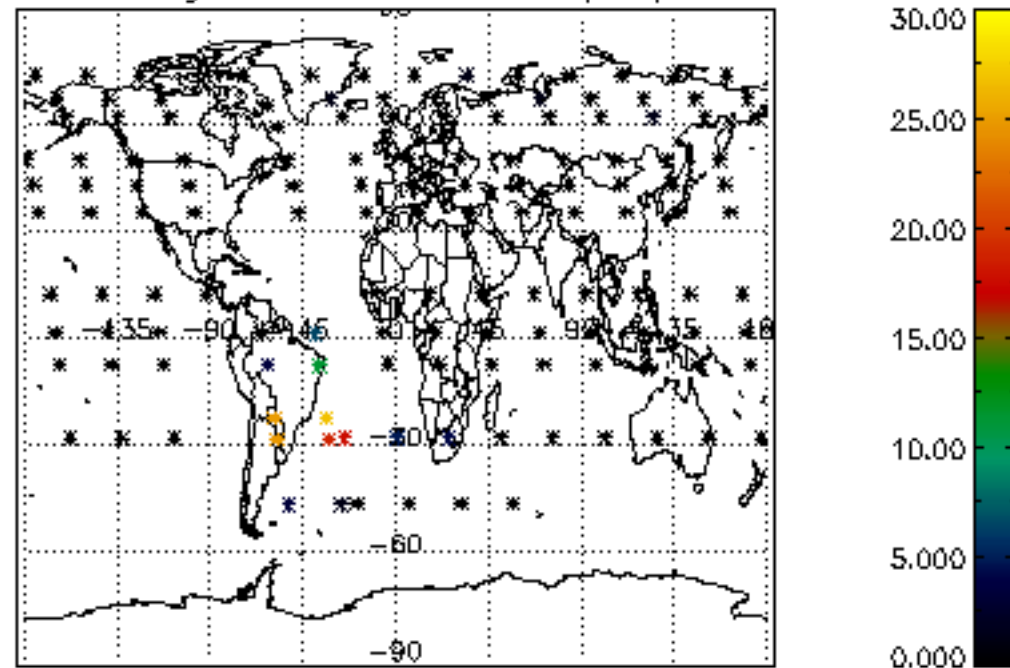
Percentage of datation errors per profile



Percentage of star falling outside central band per profile

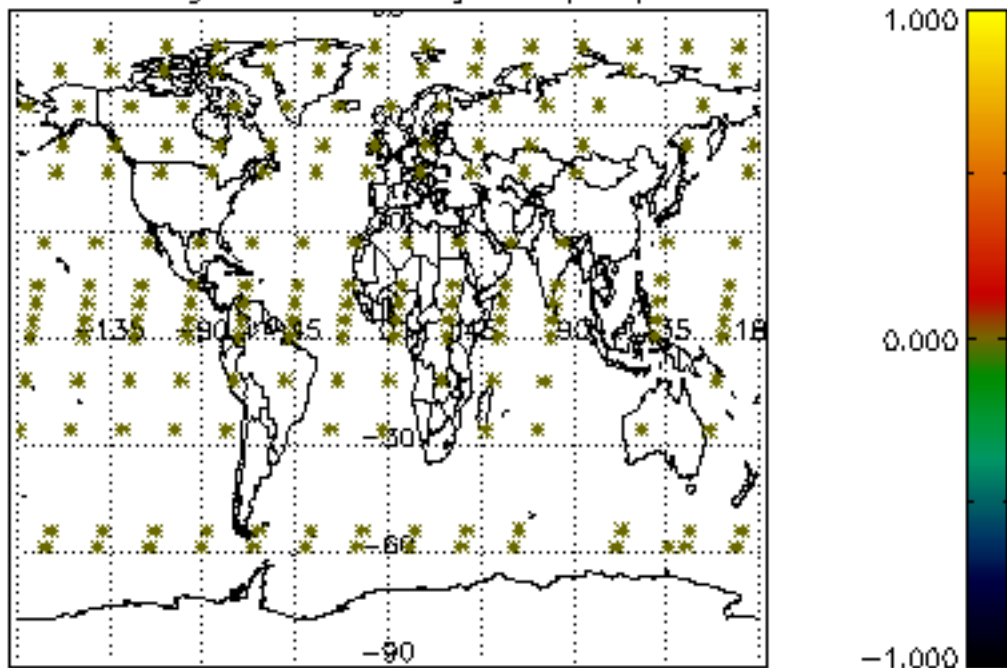


Percentage of saturation errors per profile

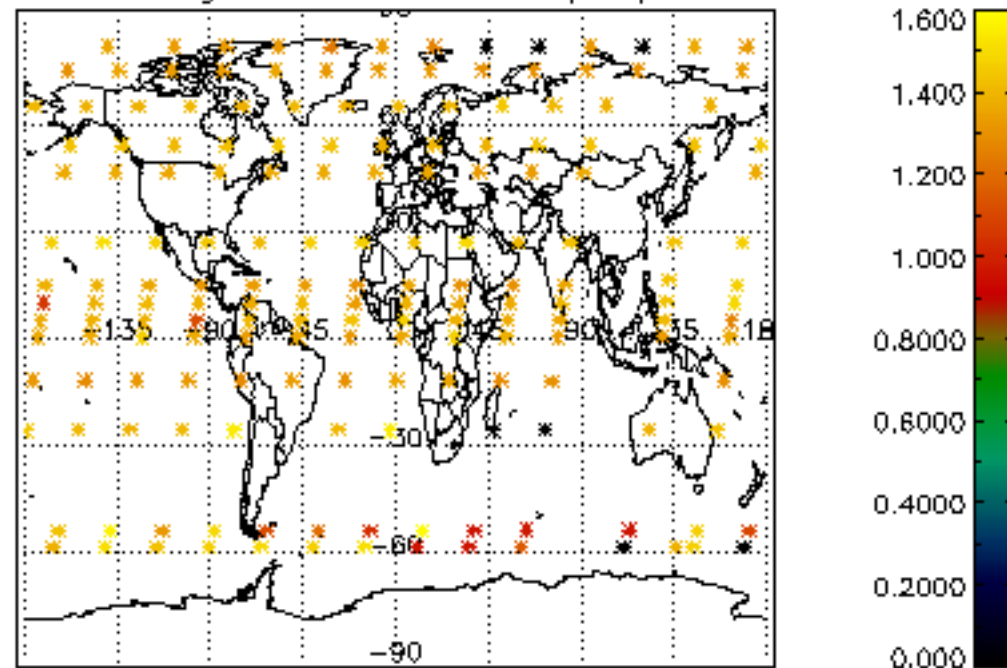




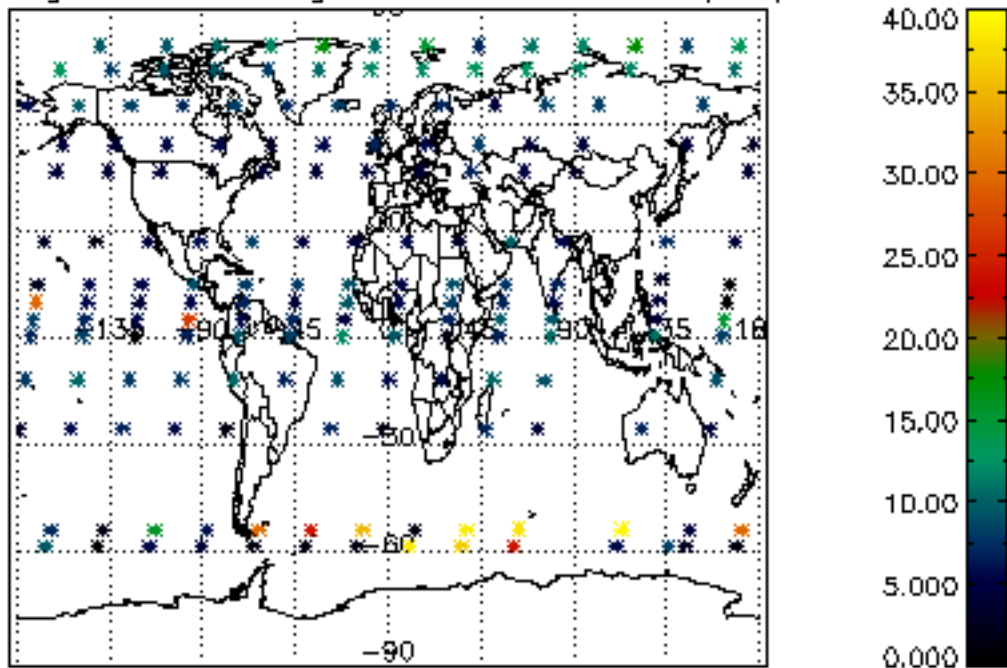
Percentage of cosmic ray hits per profile



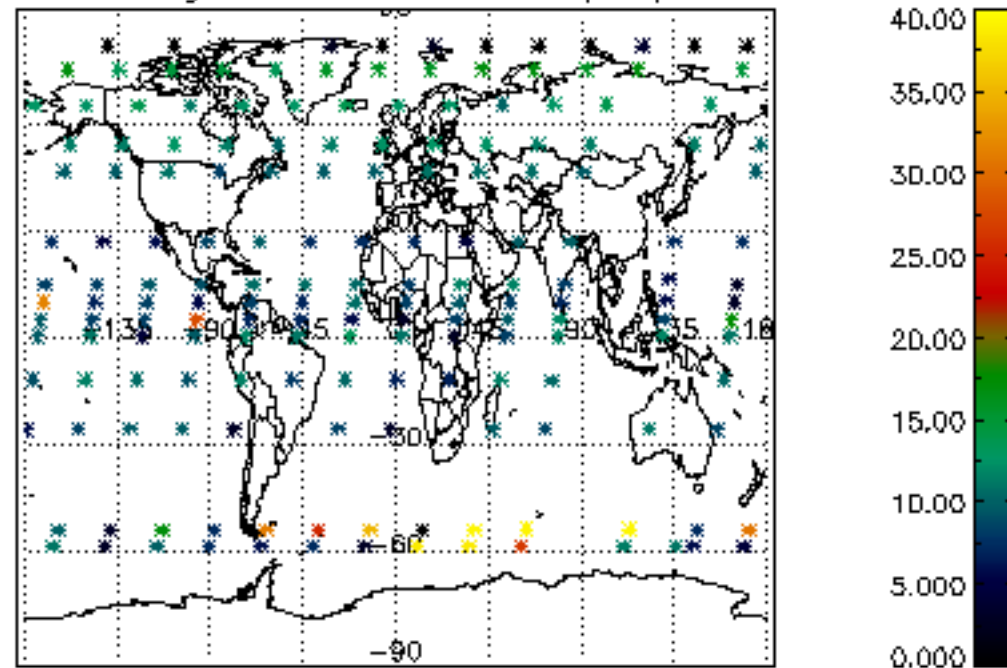
Percentage of datation errors per profile

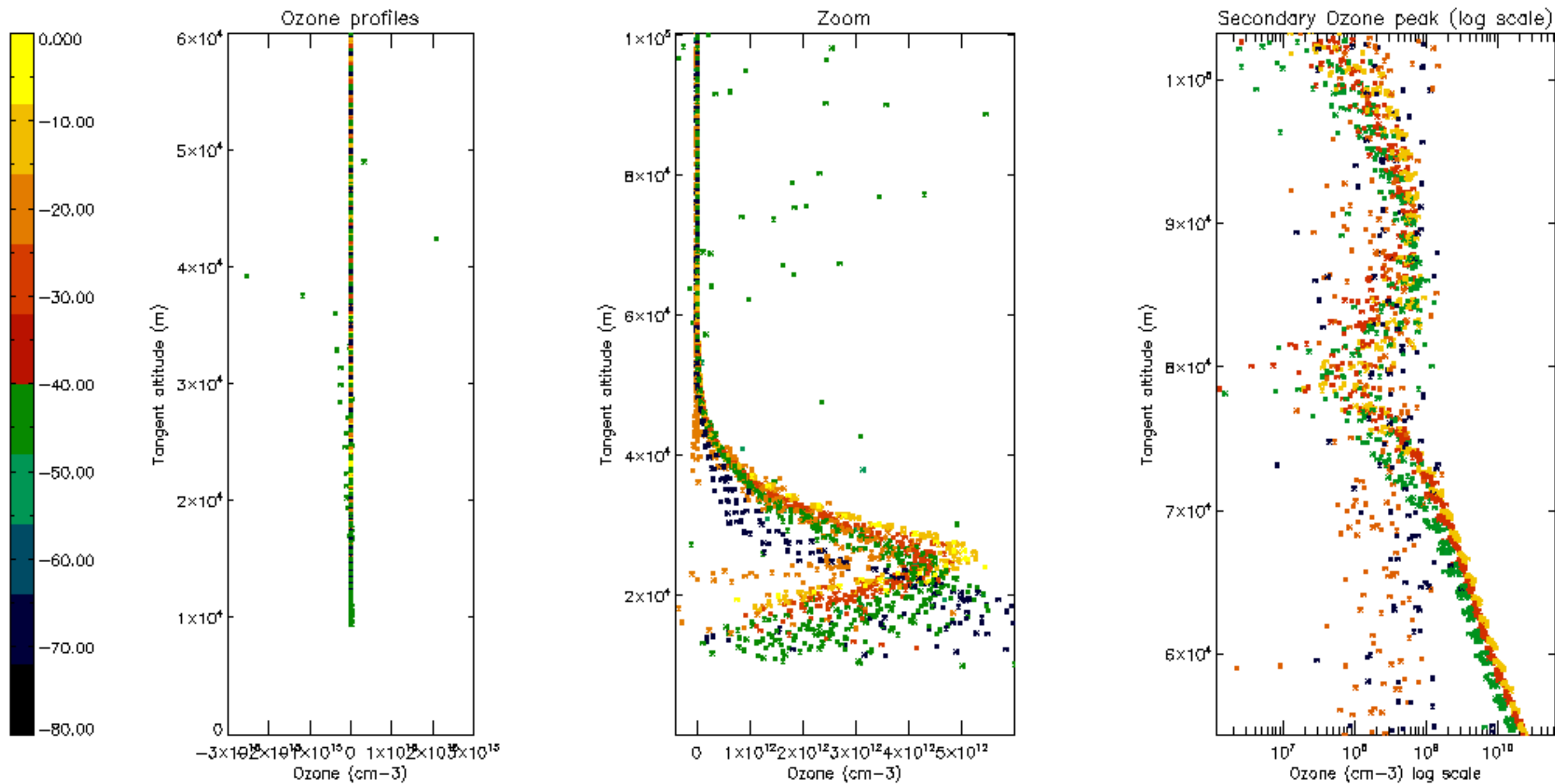


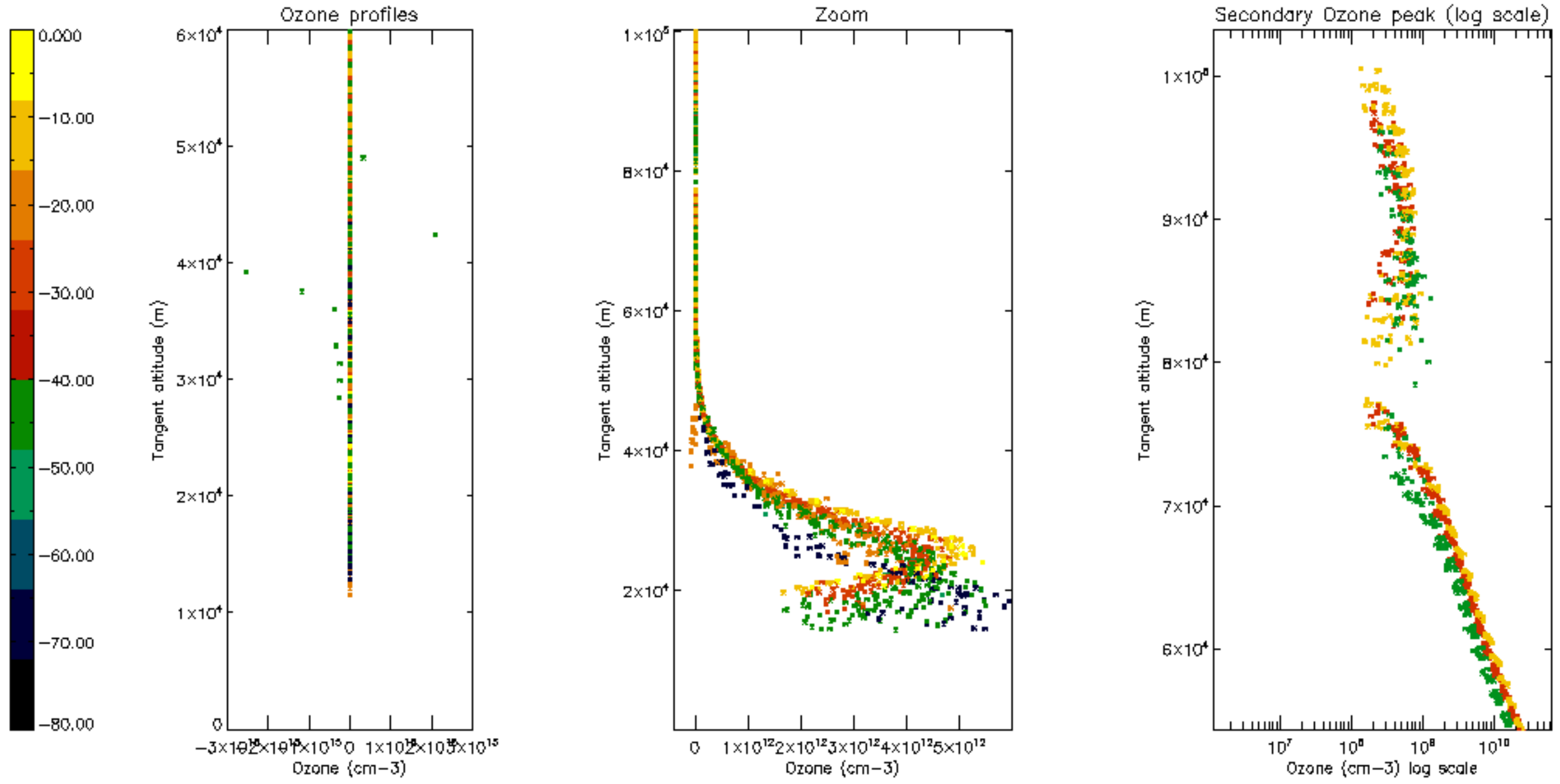
Percentage of star falling outside central band per profile

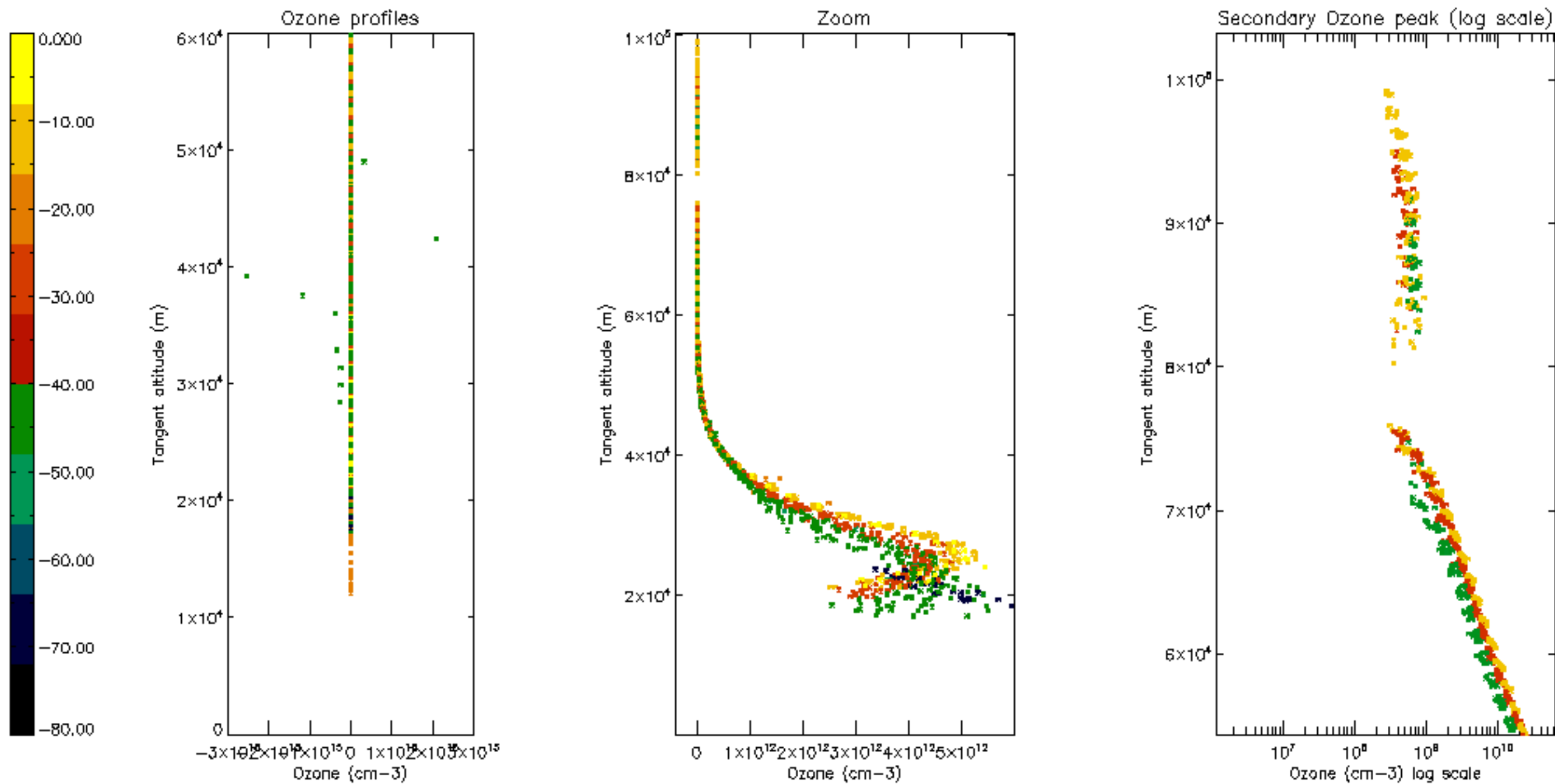


Percentage of saturation errors per profile

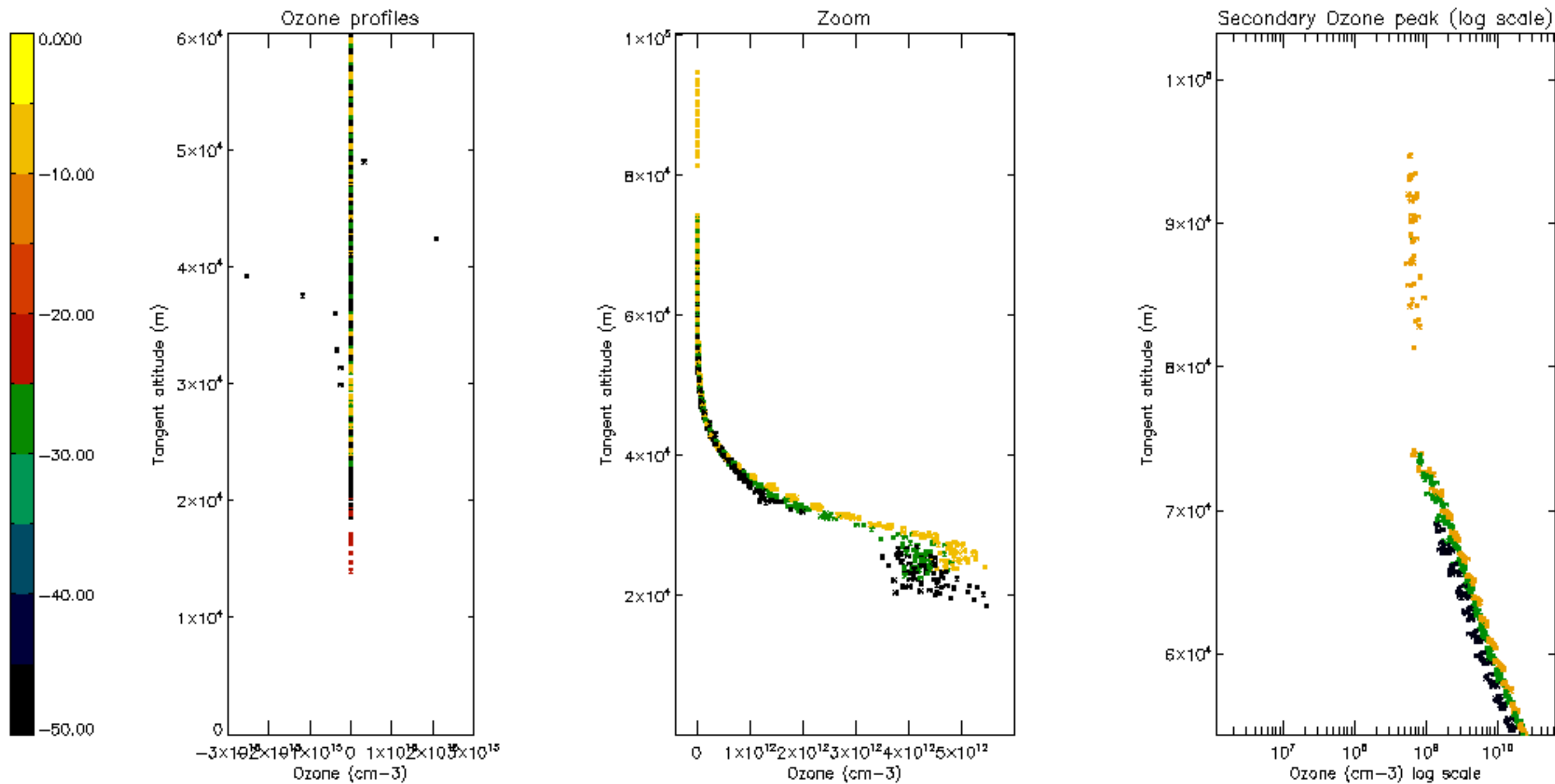


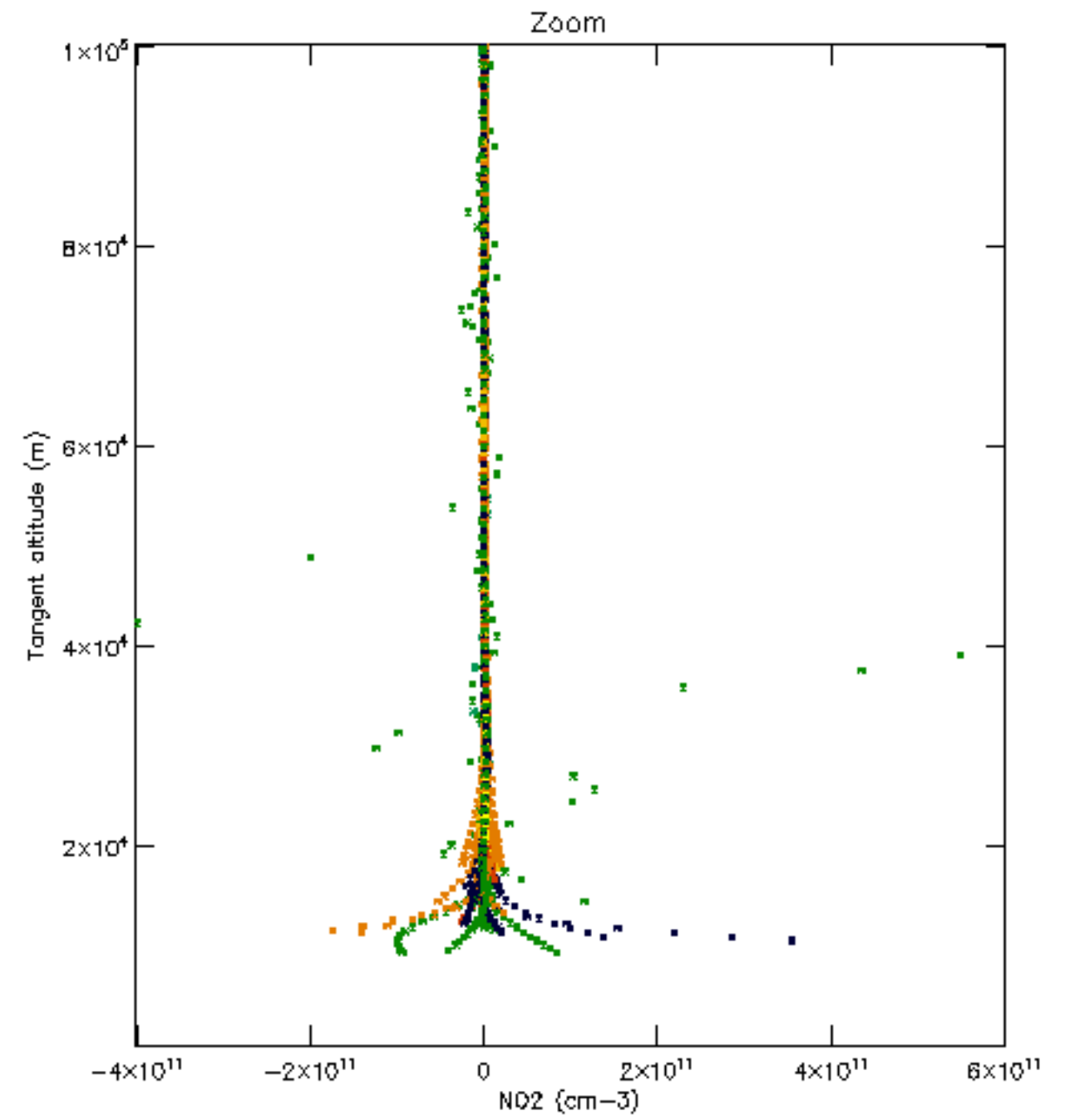
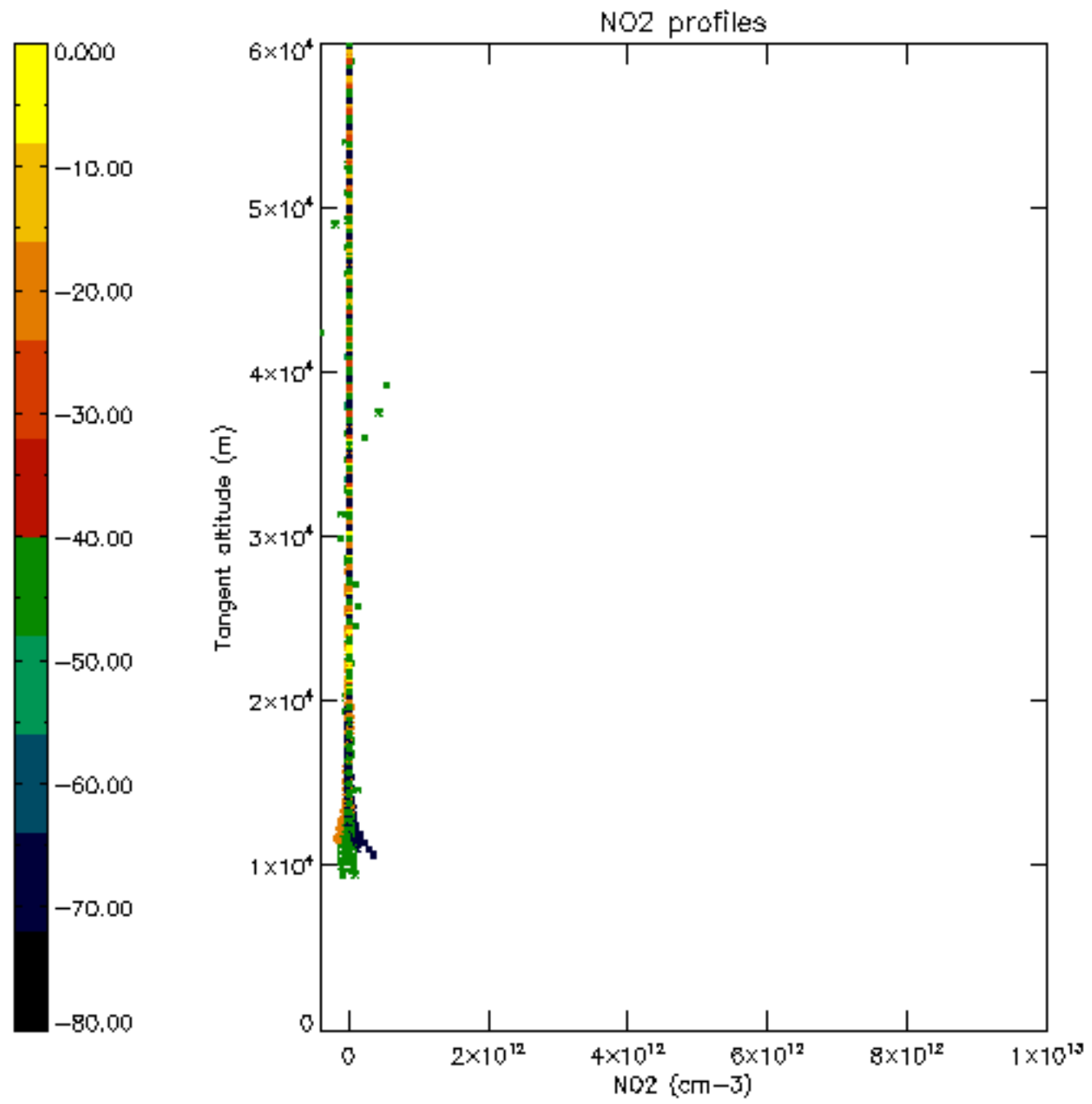


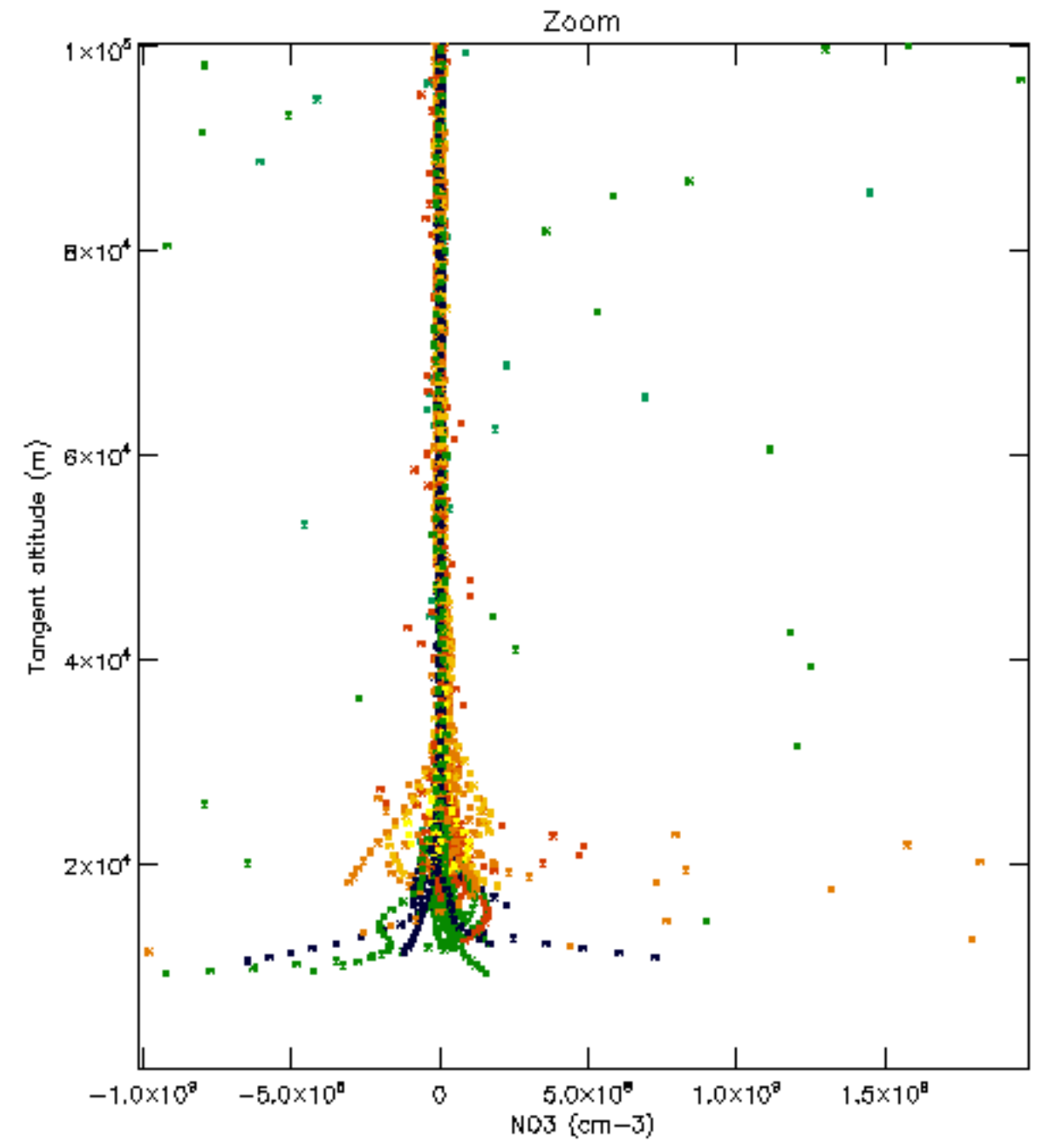
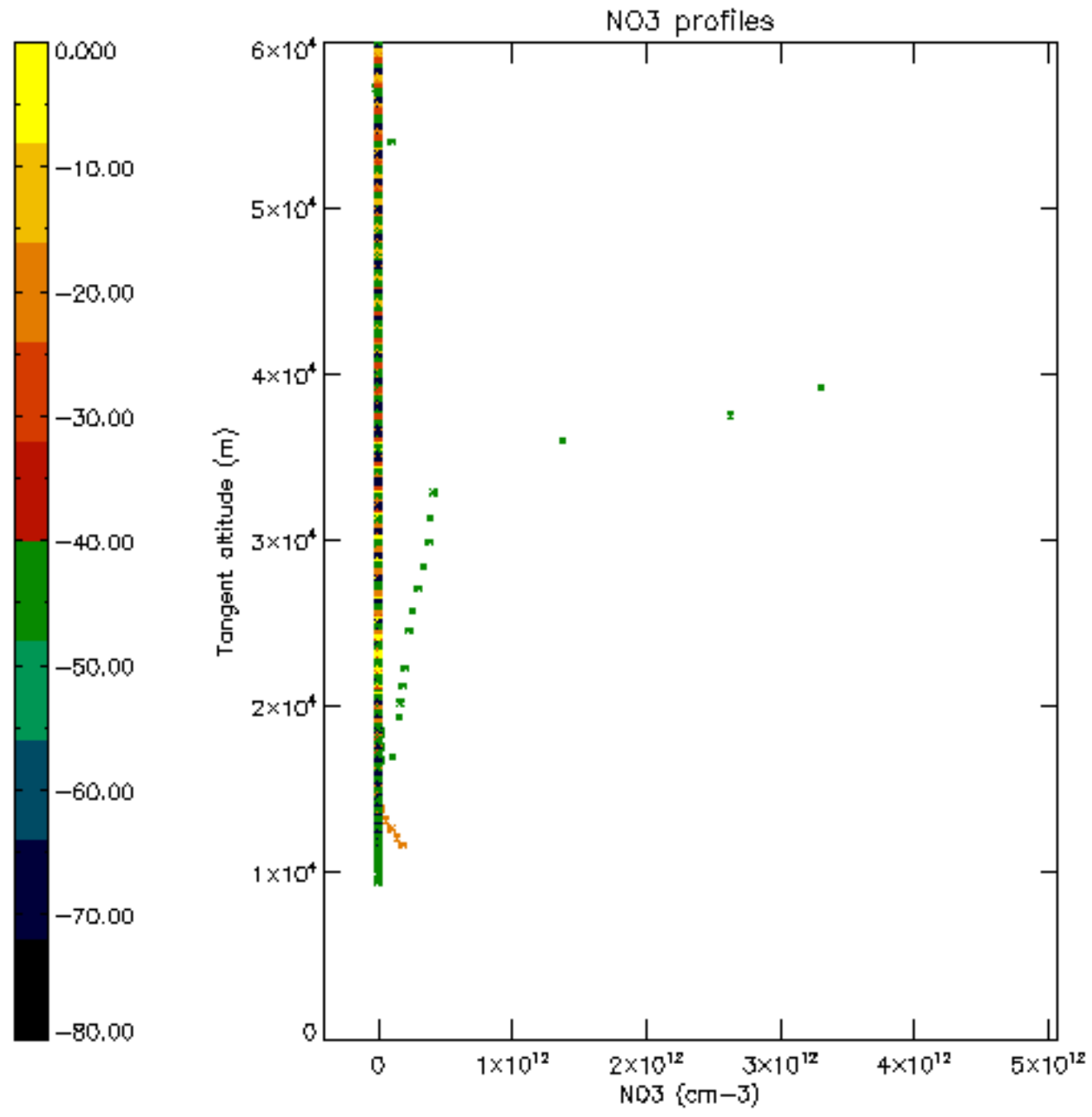


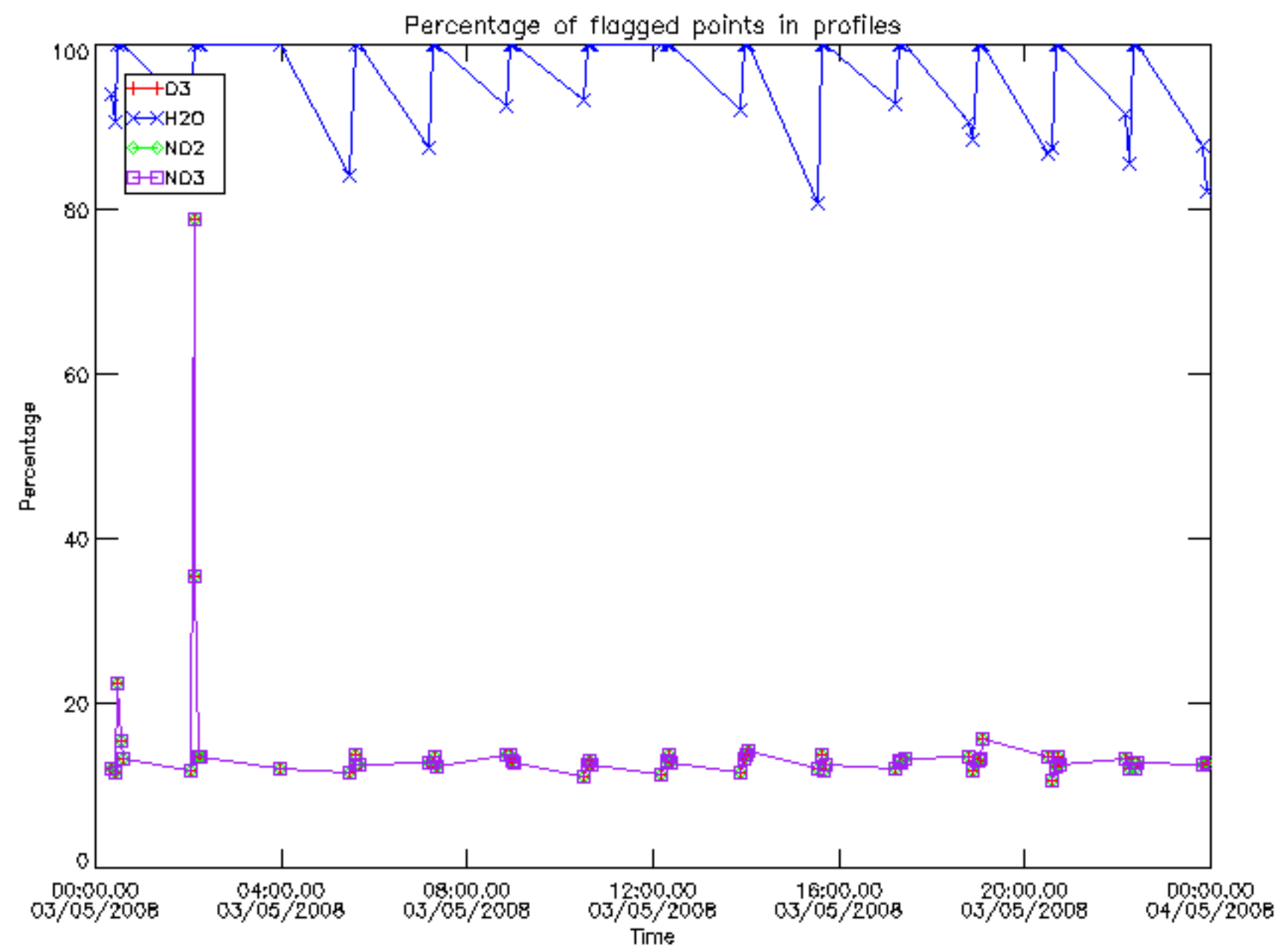






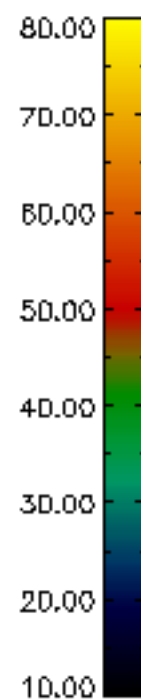
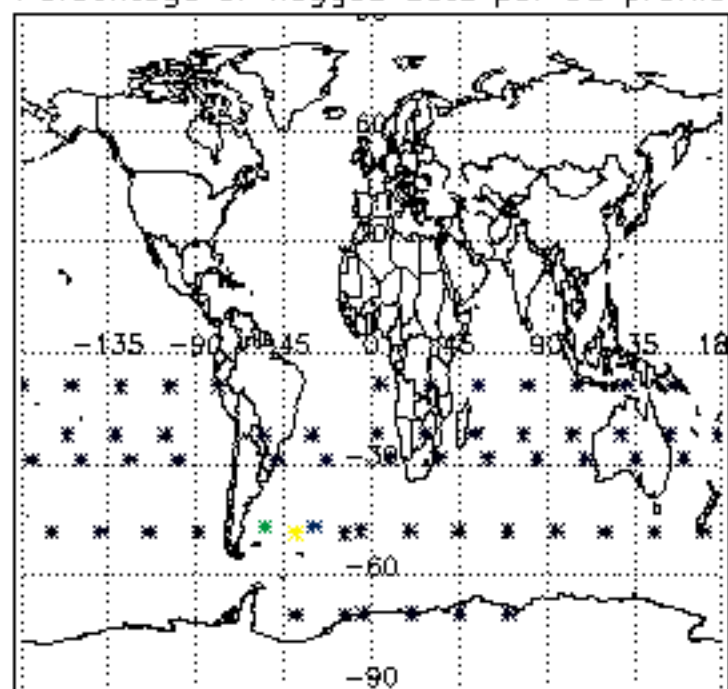




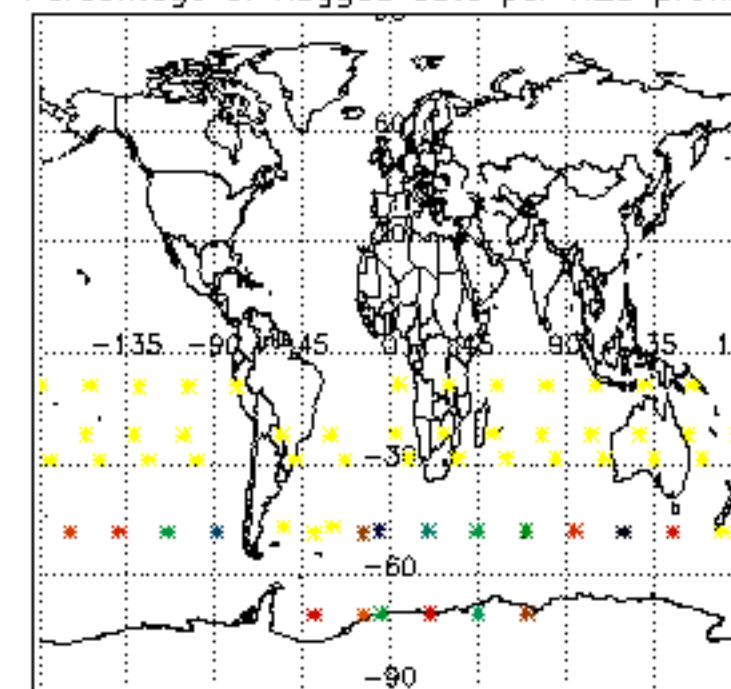




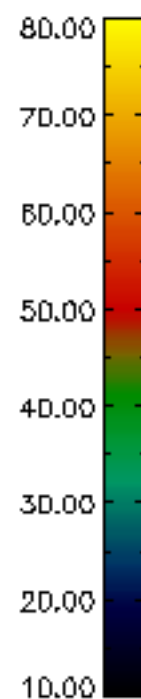
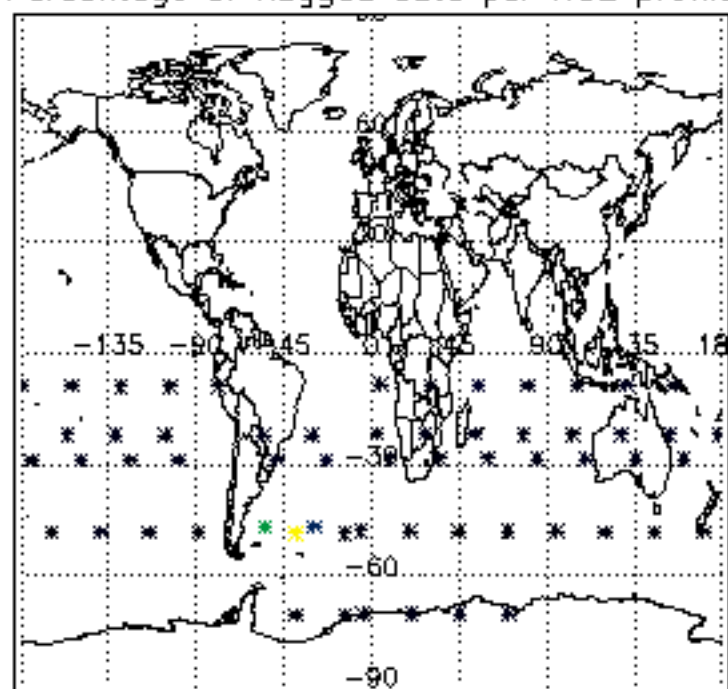
Percentage of flagged data per D3 profile



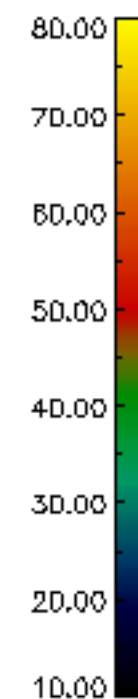
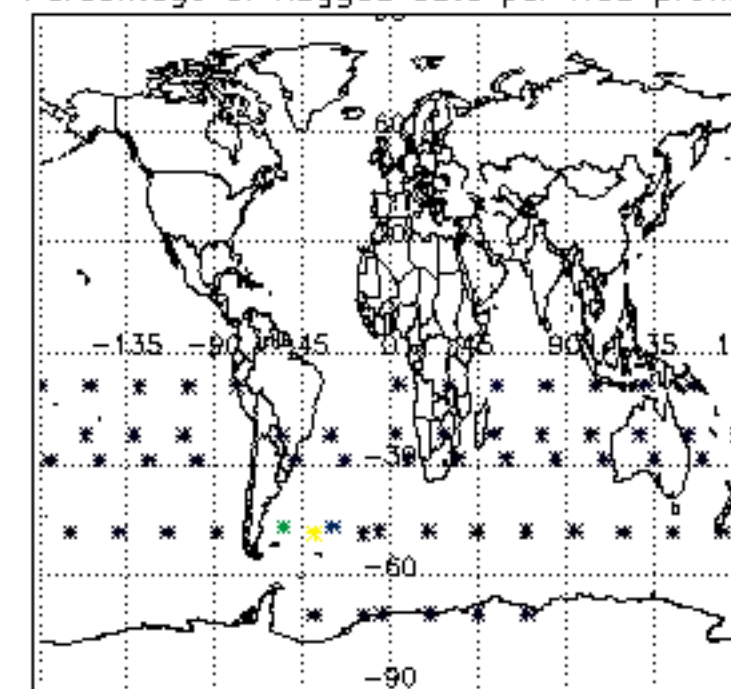
Percentage of flagged data per H2O profile

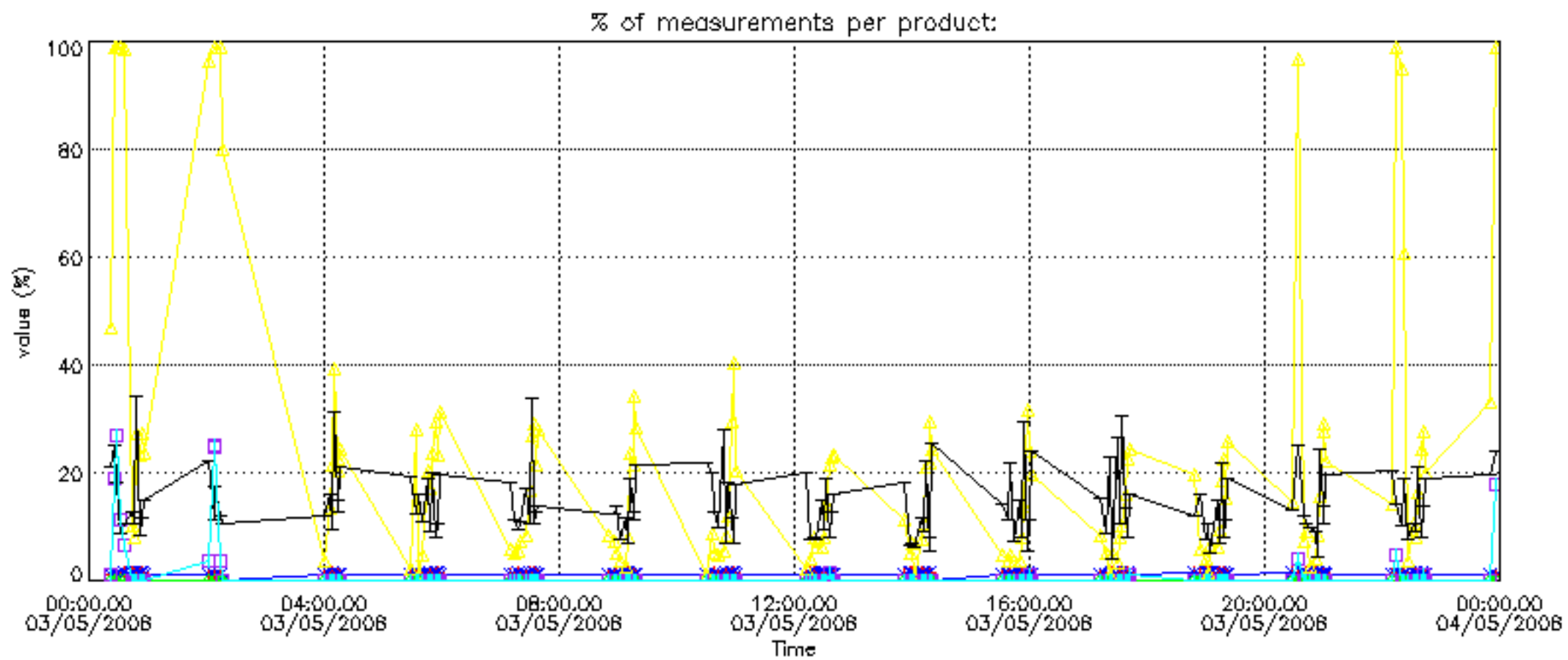


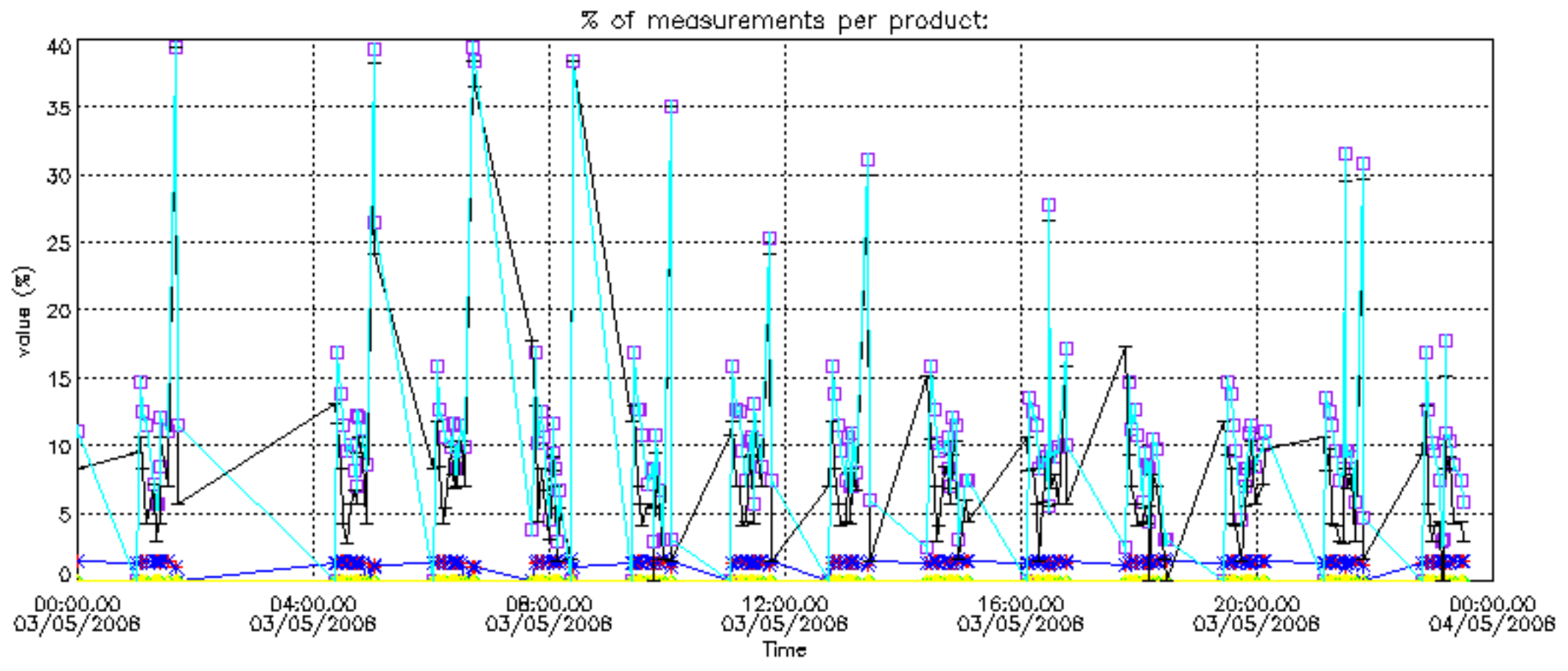
Percentage of flagged data per NO2 profile



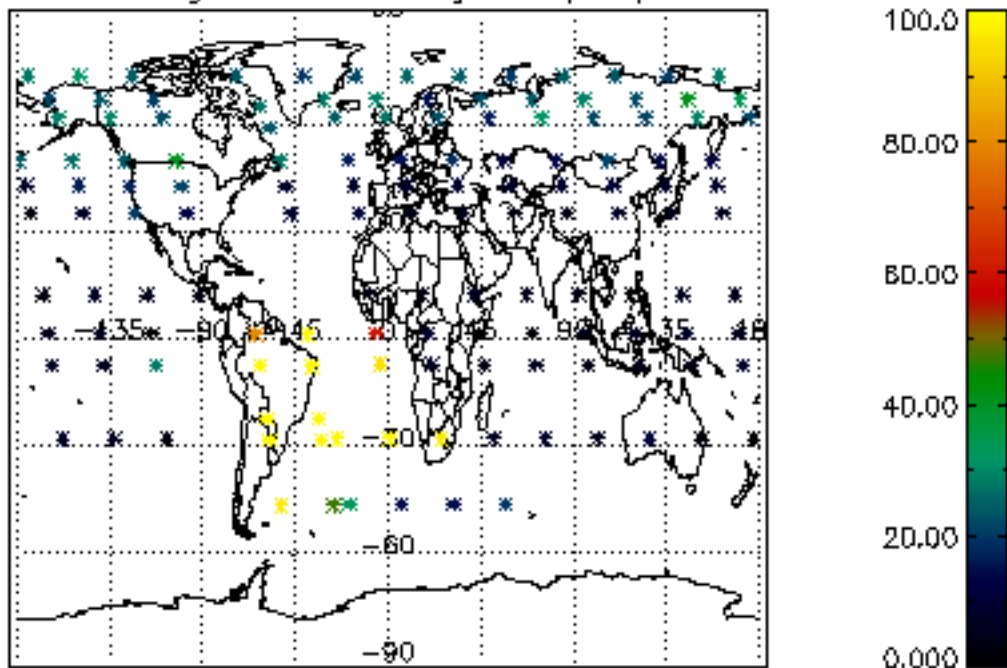
Percentage of flagged data per NO3 profile



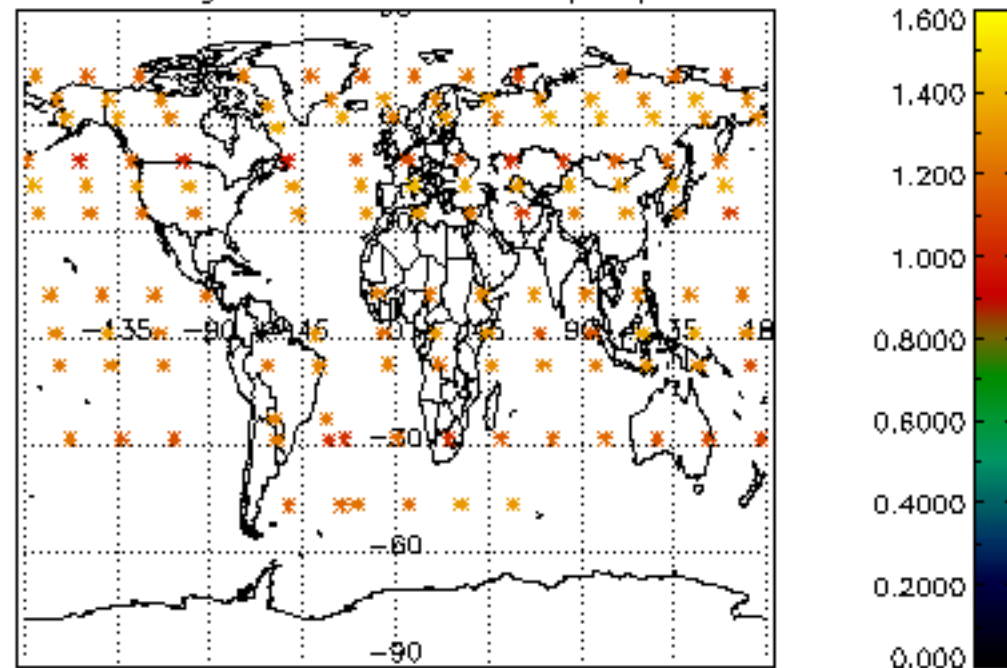




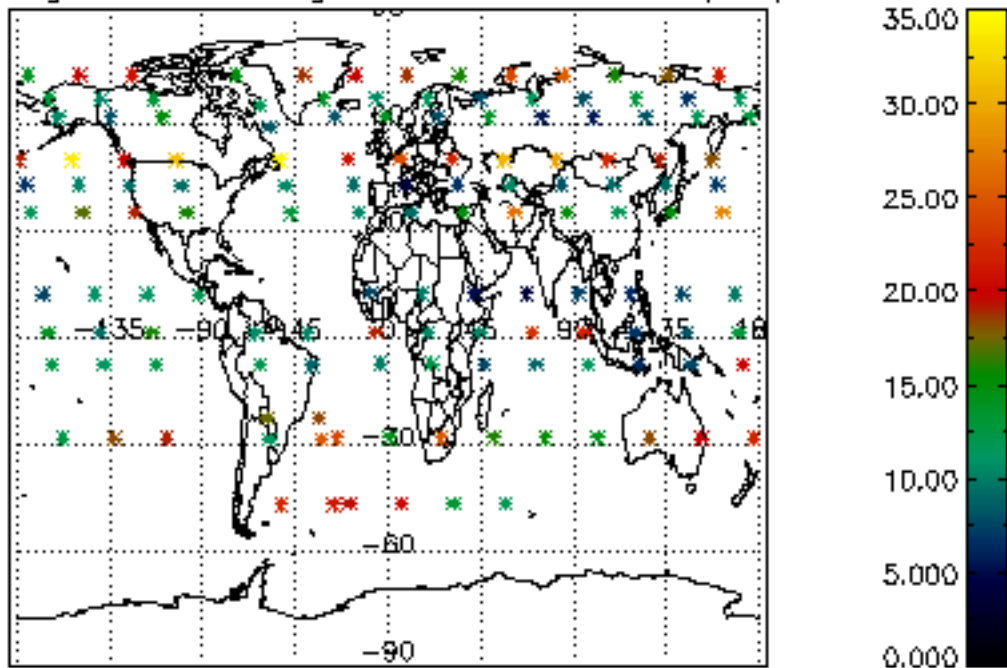
Percentage of cosmic ray hits per profile



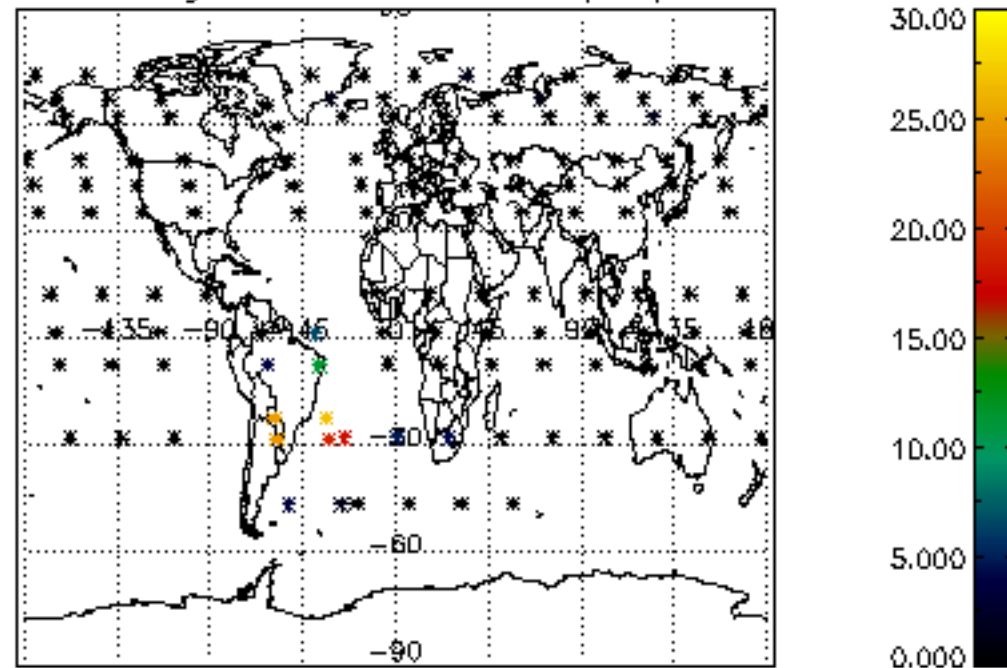
Percentage of datation errors per profile



Percentage of star falling outside central band per profile

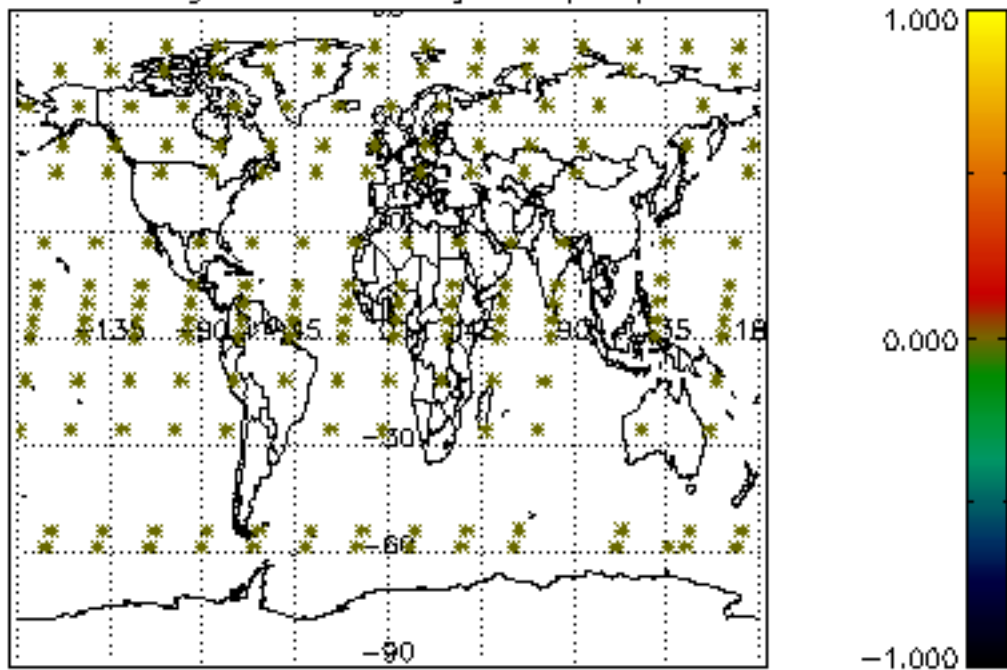


Percentage of saturation errors per profile

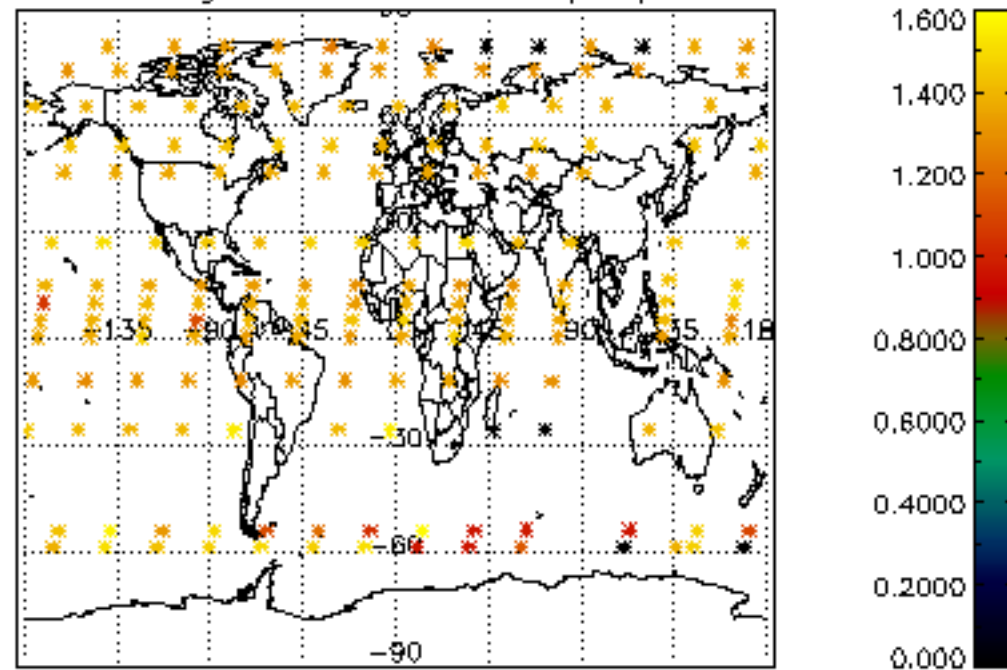




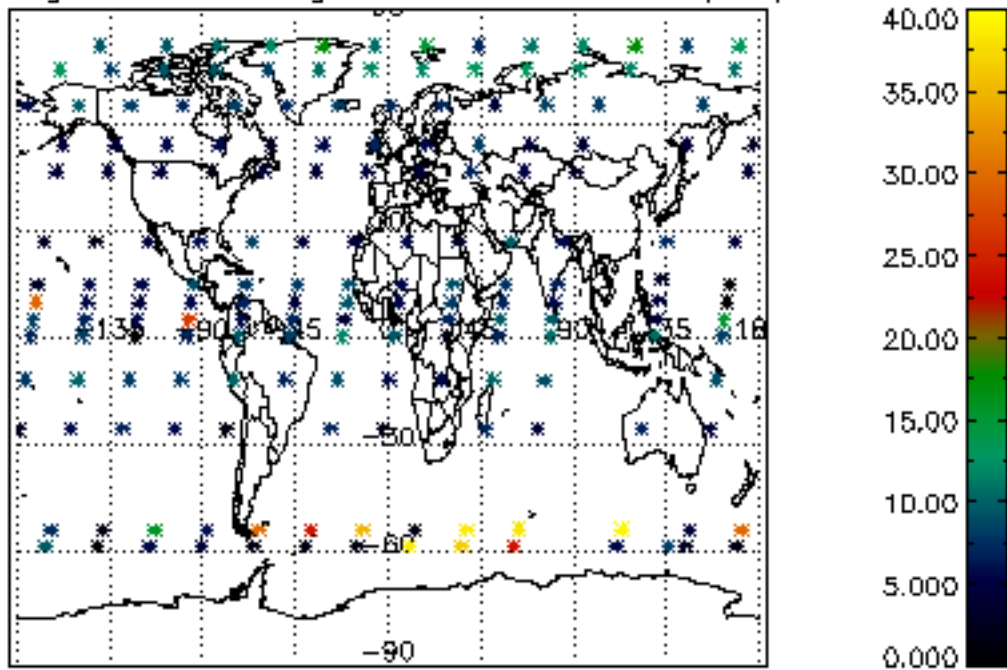
Percentage of cosmic ray hits per profile



Percentage of datation errors per profile



Percentage of star falling outside central band per profile



Percentage of saturation errors per profile

