

# GOMOS Level 2 Daily Report

## SUMMARY

### [1. General Info](#)

### [2. Summary of processed GOM\\_NL\\_2P products](#)

### [3. Level 2 Quality information per product](#)

#### [3.1 Plot of level 2 quality information per product \(time dependant\)](#)

#### [3.2 Plot of level 2 quality information per product \(world map\)](#)

### [4. Level 1 Quality information per product \(stored on level 2 products\)](#)

#### [4.1 Plot of level 1 quality information per product \(time dependant\)](#)

##### [4.1.1 Plot of level 1 quality information per product \(time dependant\): ASCENDING](#)

##### [4.1.2 Plot of level 1 quality information per product \(time dependant\): DESCENDING](#)

#### [4.2 Plot of level 1 quality information per product \(world map\)](#)

##### [4.2.1 Plot of level 1 quality information per product \(world map\): ASCENDING](#)

##### [4.2.2 Plot of level 1 quality information per product \(world map\): DESCENDING](#)

### [5. Ozone profiles based on quality statistics and other trace gas profiles](#)

#### [5.1 Ozone statistics based on quality of products](#)

#### [5.2 Plot ozone profiles for all STD \(dark without errors\)](#)

#### [5.3 Plot ozone profiles where STD < 20% \(dark without errors\)](#)

#### [5.4. Plot ozone profiles where STD < 10% \(dark without errors\)](#)

#### [5.5. Plot ozone profiles where STD < 5% \(dark without errors\)](#)

#### [5.6 Plot NO2 profiles for all STD \(dark without errors\)](#)

#### [5.7 Plot NO3 profiles for all STD \(dark without errors\)](#)

#### [5.8 Plot H2O profiles \(only for occultations of stars 1,2,3,4,13,14,16,26,63 dark without errors\) for all STD](#)

### [6. Auxiliary Data Files used for the production reported in section 2](#)









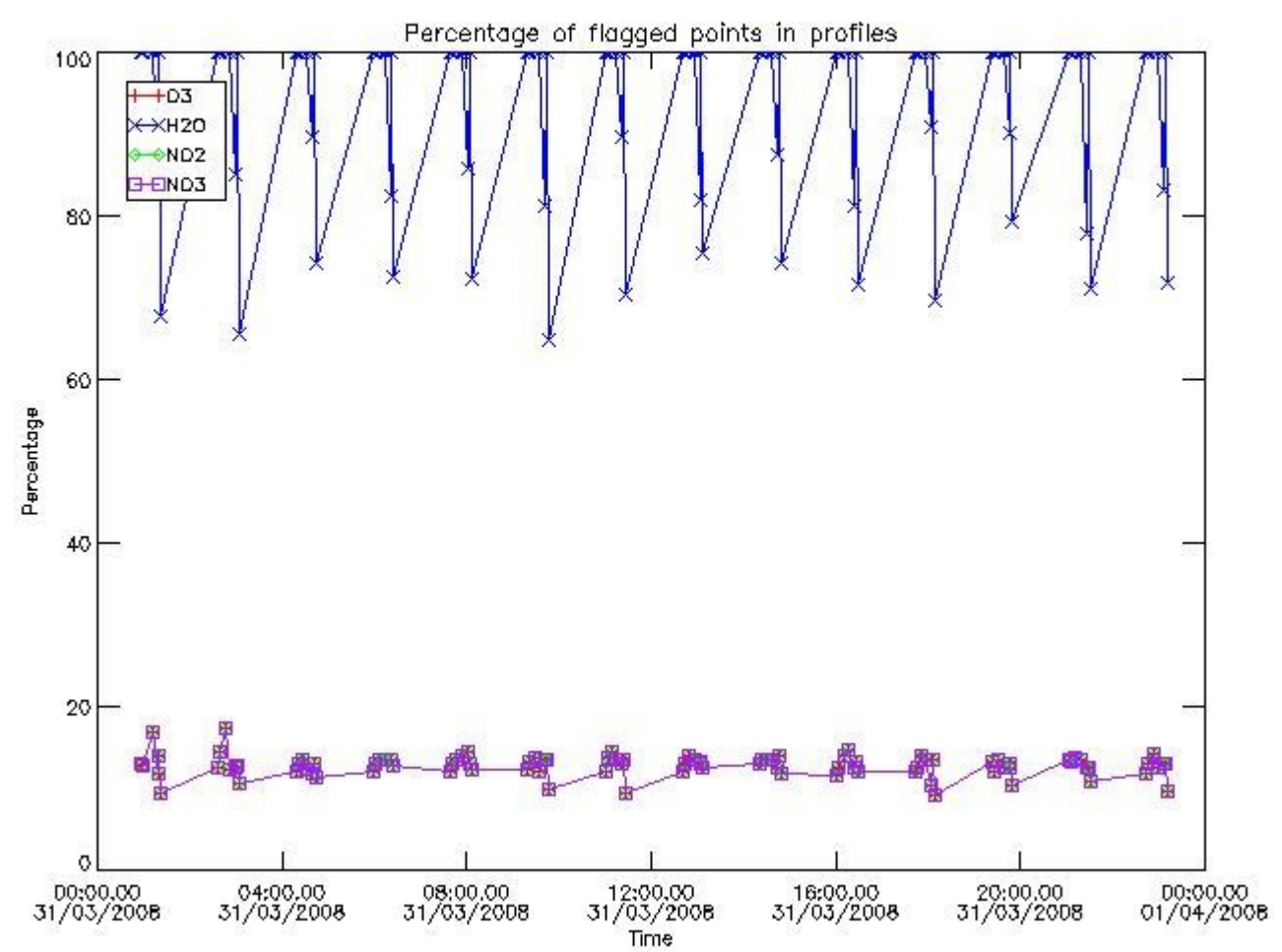


279	GOM_NL__2PRFIN20080331_223944_000000472067_00201_31818_9833.N1	31-MAR-2008 22:39:44	Twilight	46.500	61	8Eps Peg	2.1000	3900.0	93	31818	No
280	GOM_NL__2PRFIN20080331_224420_000000432067_00201_31818_9834.N1	31-MAR-2008 22:44:20	Dark	43.000	154	22Bet Aqr	2.8990	5700.0	86	31818	No
281	GOM_NL__2PRFIN20080331_224654_000000402067_00201_31818_9835.N1	31-MAR-2008 22:46:54	Dark	39.500	142	49Del Cap	2.8500	8900.0	79	31818	No
282	GOM_NL__2PRFIN20080331_225230_000000362067_00201_31818_9836.N1	31-MAR-2008 22:52:30	Dark	36.000	172	Gam Gru	3.0030	13100.	72	31818	No
283	GOM_NL__2PRFIN20080331_225909_000000412067_00201_31818_9837.N1	31-MAR-2008 22:59:09	Dark	40.500	45	Alp Pav	1.9400	26000.	81	31818	No
284	GOM_NL__2PRFIN20080331_230639_000000392067_00202_31819_9827.N1	31-MAR-2008 23:06:39	Dark	39.000	43	Alp TrA	1.9100	4250.0	78	31819	No
285	GOM_NL__2PRFIN20080331_230830_000000392067_00202_31819_9828.N1	31-MAR-2008 23:08:30	Dark	39.000	134	Bet TrA	2.8100	6600.0	78	31819	No
286	GOM_NL__2PRFIN20080331_231109_000000542067_00202_31819_9829.N1	31-MAR-2008 23:11:09	Dark	53.500	4	Alp1Cen	-0.010000	5800.0	107	31819	No
287	GOM_NL__2PRFIN20080331_231325_000000462067_00202_31819_9830.N1	31-MAR-2008 23:13:25	Straylight	46.000	12	Alp1Cru	0.77500	30000.	92	31819	No
288	GOM_NL__2PRFIN20080331_231452_000000522067_00202_31819_9831.N1	31-MAR-2008 23:14:52	Straylight	51.500	26	Gam Cru	1.6240	2900.0	103	31819	No
289	GOM_NL__2PRFIN20080331_231648_000000392067_00202_31819_9832.N1	31-MAR-2008 23:16:48	Straylight	39.000	64	Gam Cen	2.2000	10600.	78	31819	No
290	GOM_NL__2PRFIN20080331_231922_000000442067_00202_31819_9833.N1	31-MAR-2008 23:19:22	Straylight	44.000	123	lot Cen	2.7500	10200.	88	31819	No
291	GOM_NL__2PRFIN20080331_232413_000000472067_00202_31819_9834.N1	31-MAR-2008 23:24:13	Twilight	46.500	106	9Bet Crv	2.6480	5600.0	93	31819	No
292	GOM_NL__2PRFIN20080331_232611_000000442067_00202_31819_9835.N1	31-MAR-2008 23:26:11	Twilight	44.000	100	4Gam Crv	2.5800	13100.	88	31819	No
293	GOM_NL__2PRFIN20080331_233553_000000382067_00202_31819_9836.N1	31-MAR-2008 23:35:53	Bright	37.500	62	94Bet Leo	2.1360	9700.0	75	31819	No
294	GOM_NL__2PRFIN20080331_233729_000000372067_00202_31819_9837.N1	31-MAR-2008 23:37:29	Bright	36.500	96	68Del Leo	2.5600	9300.0	73	31819	No
295	GOM_NL__2PRFIN20080331_234418_000000342067_00202_31819_9838.N1	31-MAR-2008 23:44:18	Bright	33.500	174	52Psi UMa	3.0040	4400.0	67	31819	No
296	GOM_NL__2PRFIN20080331_234719_000000372067_00202_31819_9839.N1	31-MAR-2008 23:47:19	Bright	36.500	87	64Gam UMa	2.4330	11000.	73	31819	No
297	GOM_NL__2PRFIN20080331_234910_000000372067_00202_31819_9840.N1	31-MAR-2008 23:49:10	Bright	37.000	36	50Alp UMa	1.8000	6300.0	74	31819	No
298	GOM_NL__2PRFIN20080331_235712_000000352067_00202_31819_9841.N1	31-MAR-2008 23:57:12	Bright	35.000	49	1Alp UMi	1.9900	6300.0	70	31819	No

### 3. Quality information per product

In this section it is plotted some information contained in the Quality Summary data set of the level 2 products. Only products in dark limb conditions and without errors (error flag in the MPH set to "0") are used.

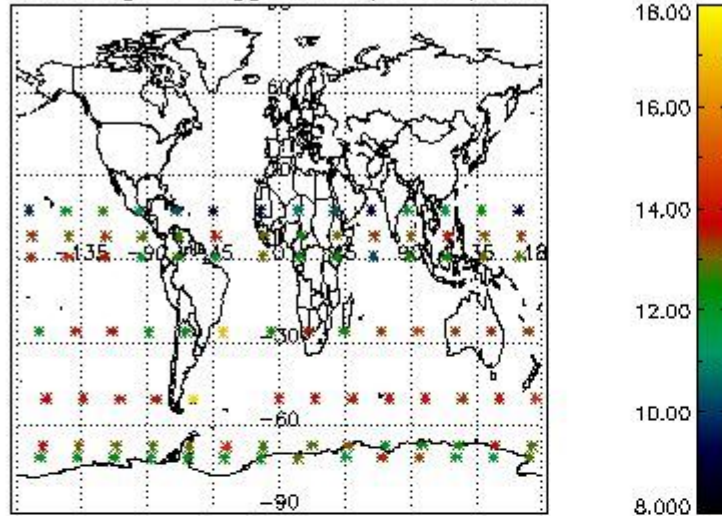
#### 3.1 Plot quality information per product (time dependant)



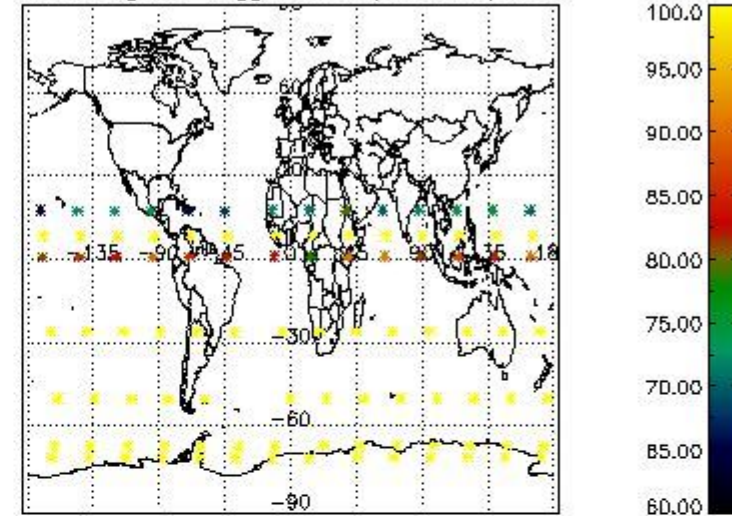
3.2 Plot quality information per product (world map)



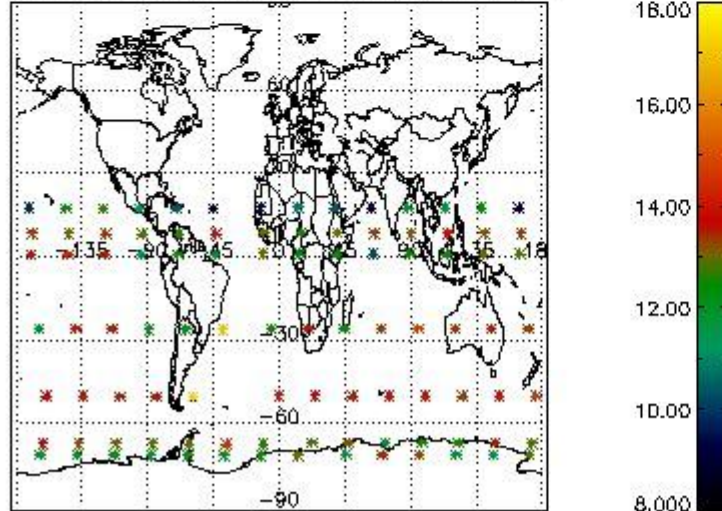
Percentage of flagged data per O3 profile



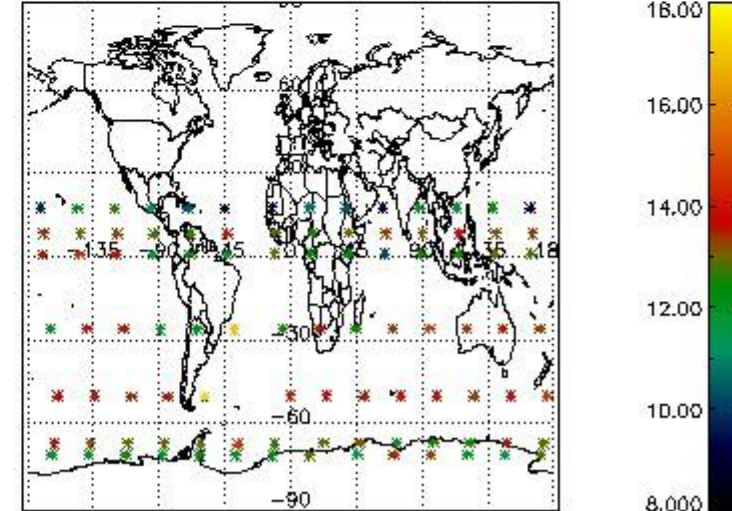
Percentage of flagged data per H2O profile



Percentage of flagged data per NO2 profile



Percentage of flagged data per NO3 profile

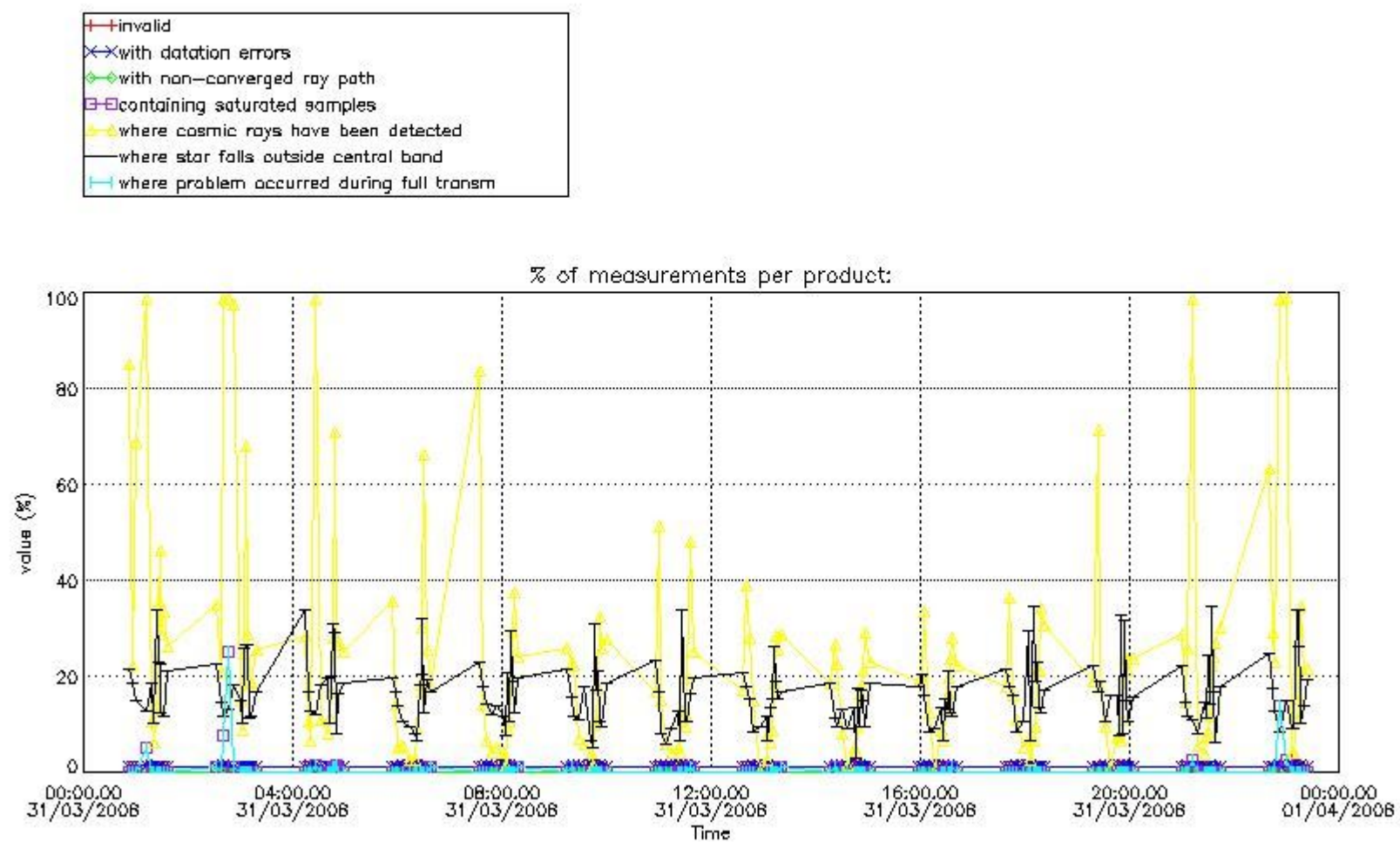


#### 4. Level 1 quality information per product

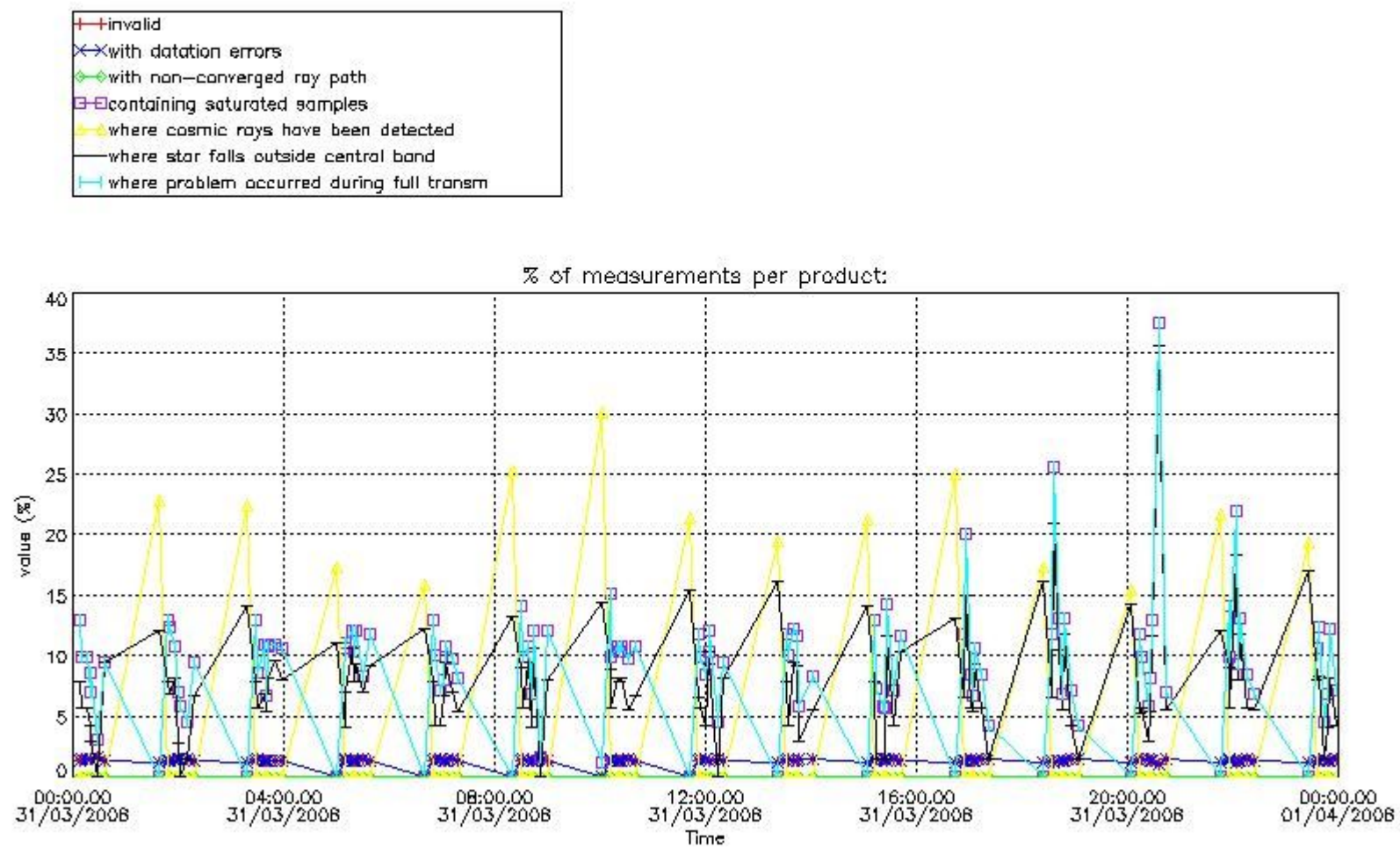
In this section it is plotted some information contained in the Quality Summary data set of the level 2 products that comes from the level 1b processing. Products without errors (error flag in the MPH set to "0") are used.

##### 4.1 Plot quality information per product (time dependant) coming from level 1b processing

###### 4.1.1 Plot level 1 quality information per product (time dependant): ENVISAT ASCENDING passes

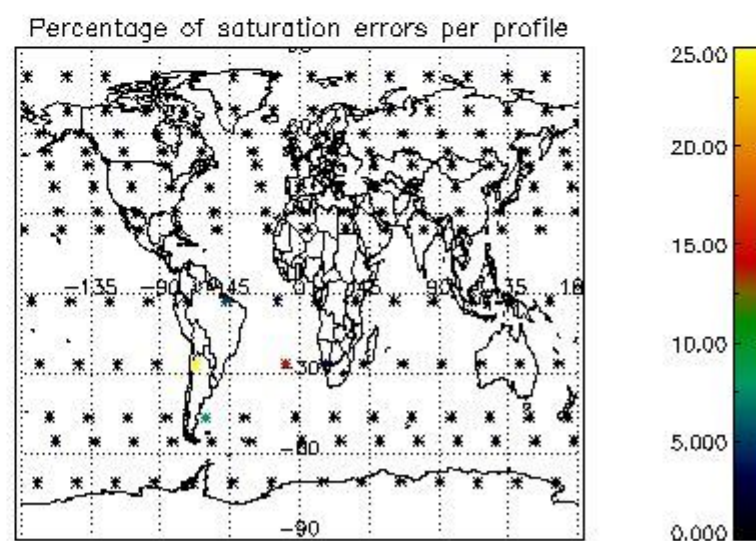
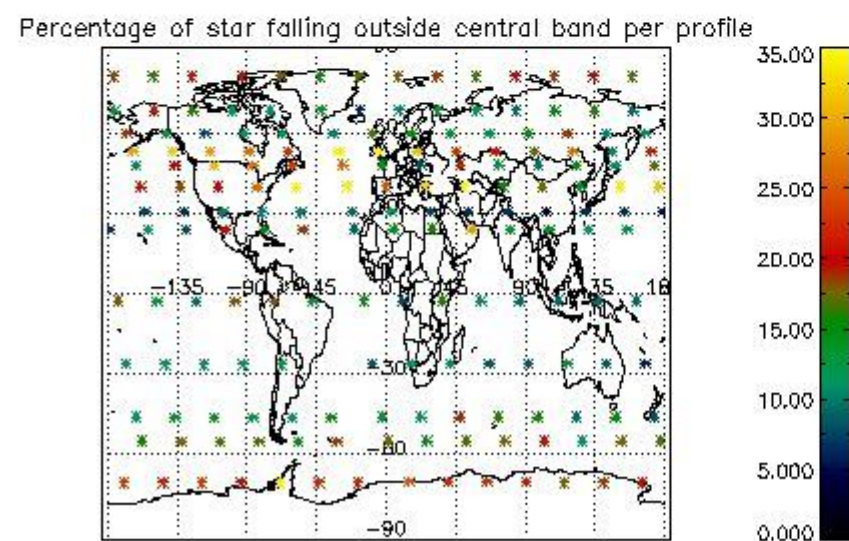
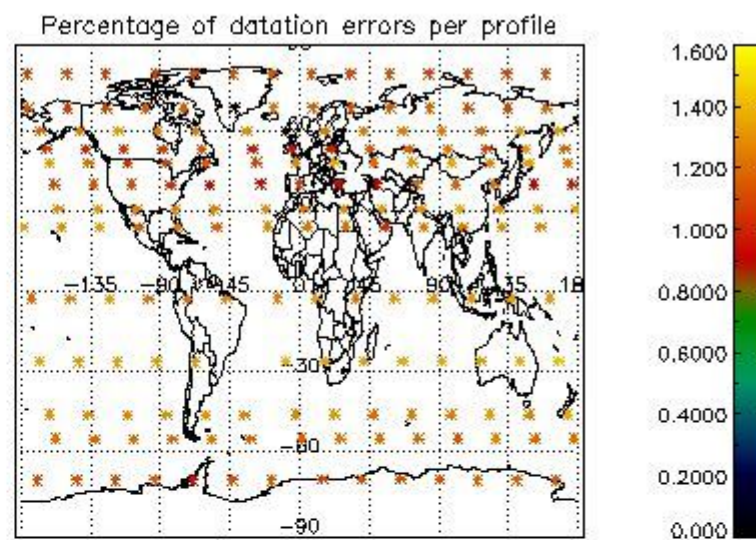
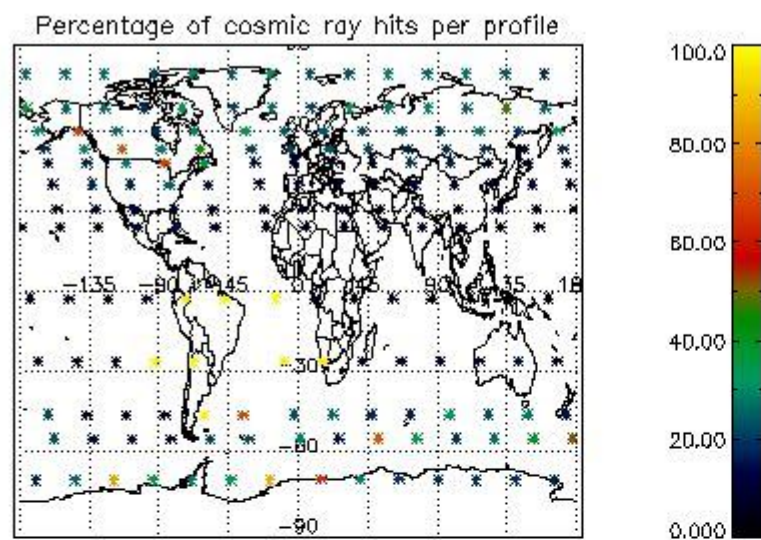


4.1.2 Plot level 1 quality information per product (time dependant): ENVI SAT DESCENDING passes

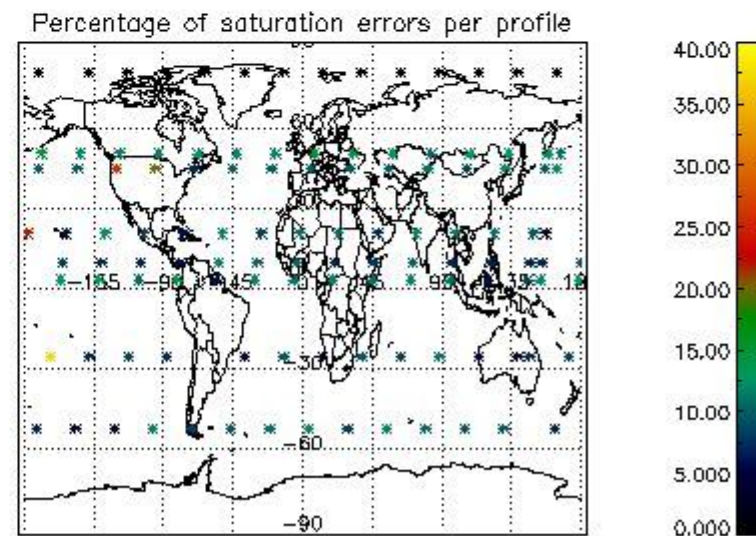
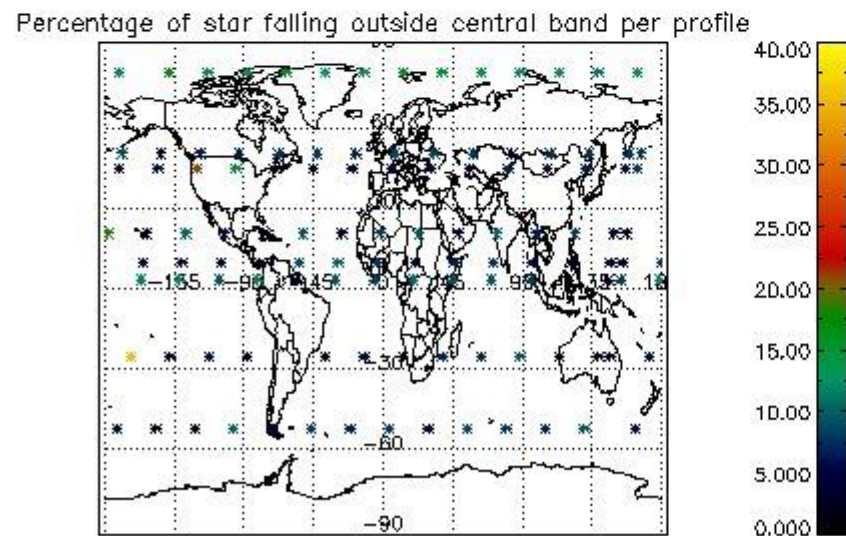
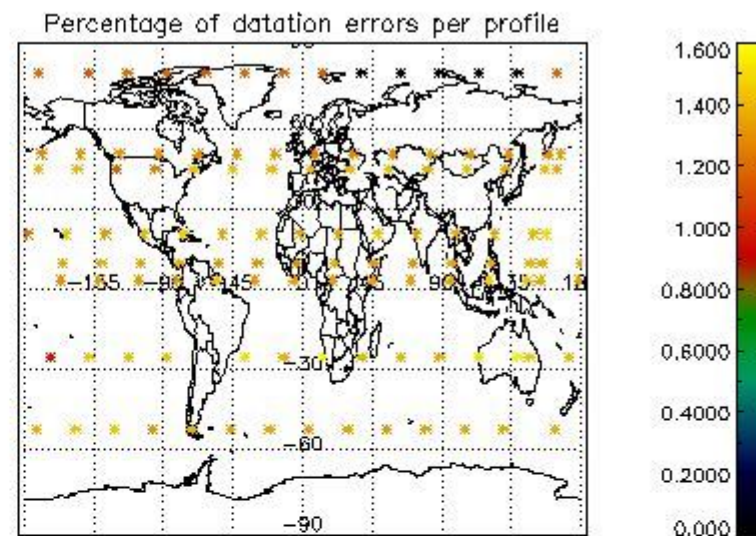
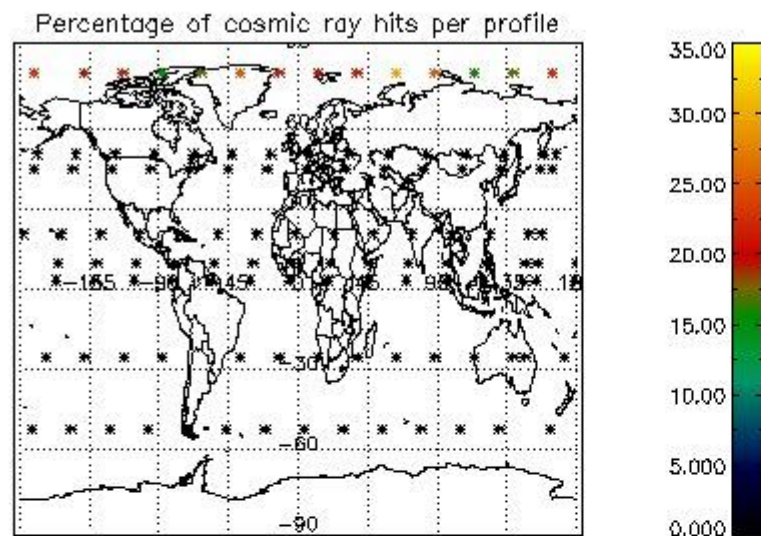


4.2 Plot quality information per product coming from level 1b processing (world map)

4.2.1 Plot level 1 quality information per product (world map): ENVISAT ASCENDING passes



4.2.2 Plot level 1 quality information per product (world map): ENVISAT DESCENDING passes



## 5. Trace gas profiles

### 5.1 Ozone statistics based on quality of products

The final quality of the products can be "measured" using the STD (Standard Deviation) attached to every point profile. This information is written to the parameter GOM\_NL\_\_2P/NL\_LOCAL\_SPECIES\_DENSITY/o3\_std of the level 2 products. The table below shows the statistics for given STD ranges.

The statistics are given with respect to the overall valid production:

- Products without fatal errors: GOM\_NL\_\_2P/MPH/PRODUCT\_ERR=0
- Valid point profile: GOM\_NL\_\_2P/NL\_LOCAL\_SPECIES\_DENSITY/pcd(0)=0

The 'Criteria' is applied to valid points of dark limb products:

- Products in dark limb illumination condition: GOM\_NL\_\_2P/NL\_SUMMARY\_QUALITY/obs\_ill\_cond=0
- Products without fatal errors: GOM\_NL\_\_2P/MPH/PRODUCT\_ERR=0
- Valid point profile: GOM\_NL\_\_2P/NL\_LOCAL\_SPECIES\_DENSITY/pcd(0)=0

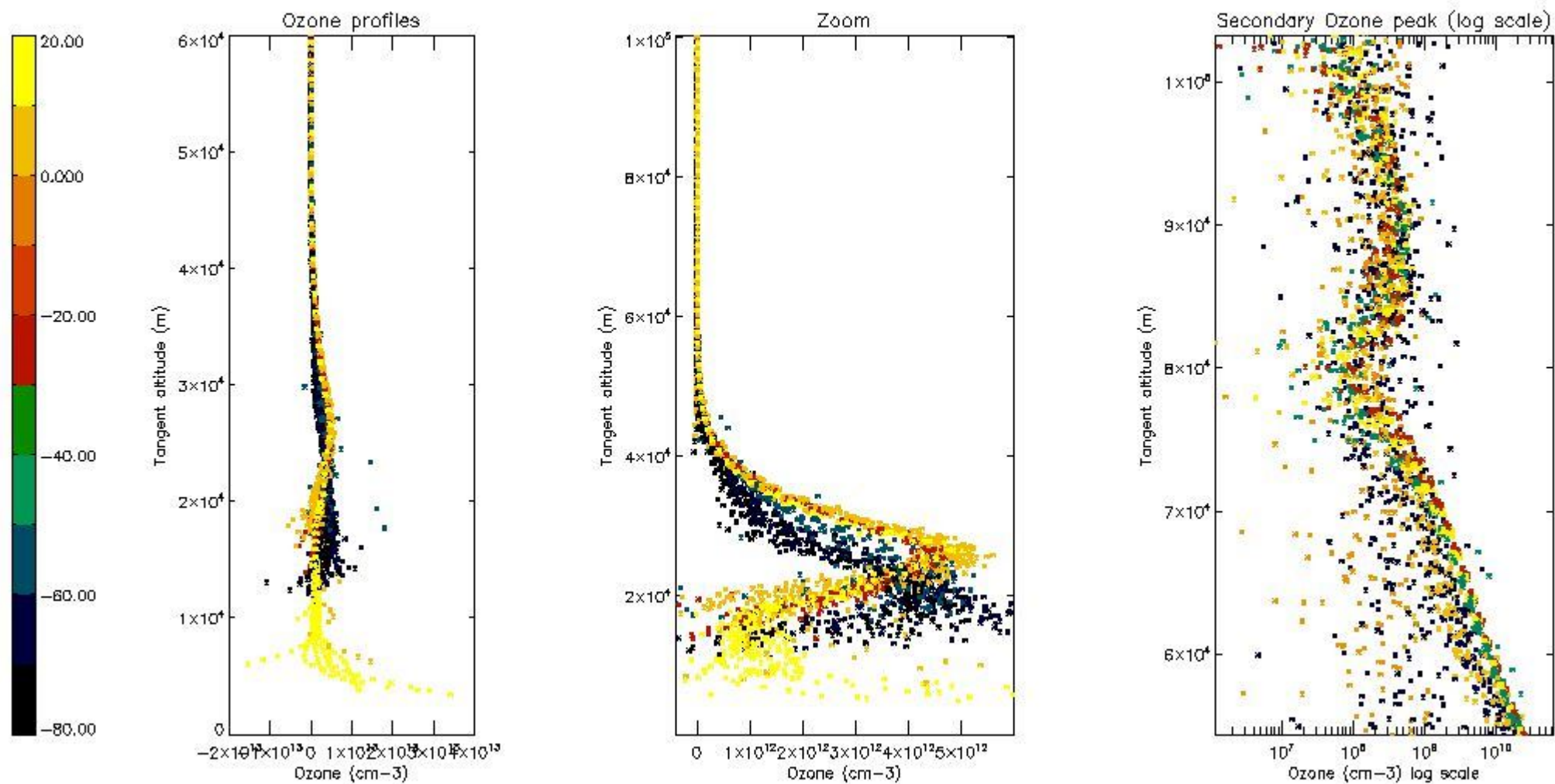
So, the table below shows the percentage of dark limb and valid observations for each criteria with respect to the overall valid daily observations.

Criteria	% of total production
All STD	33
STD < 20	15

STD < 10	10
STD < 5	5

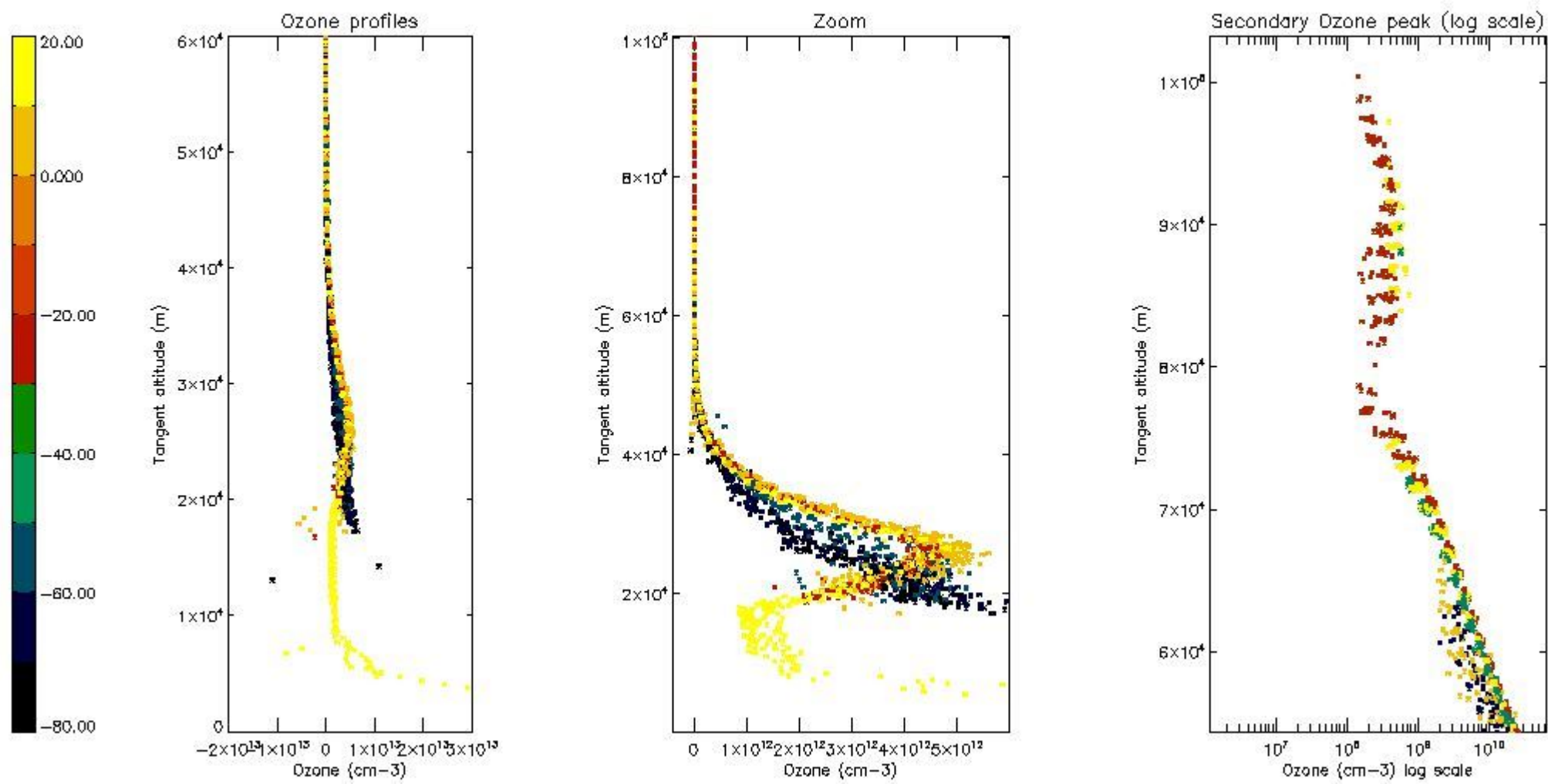
5.2 Plot ozone profiles for all STD (dark without errors)

The colorbar represents the latitude.



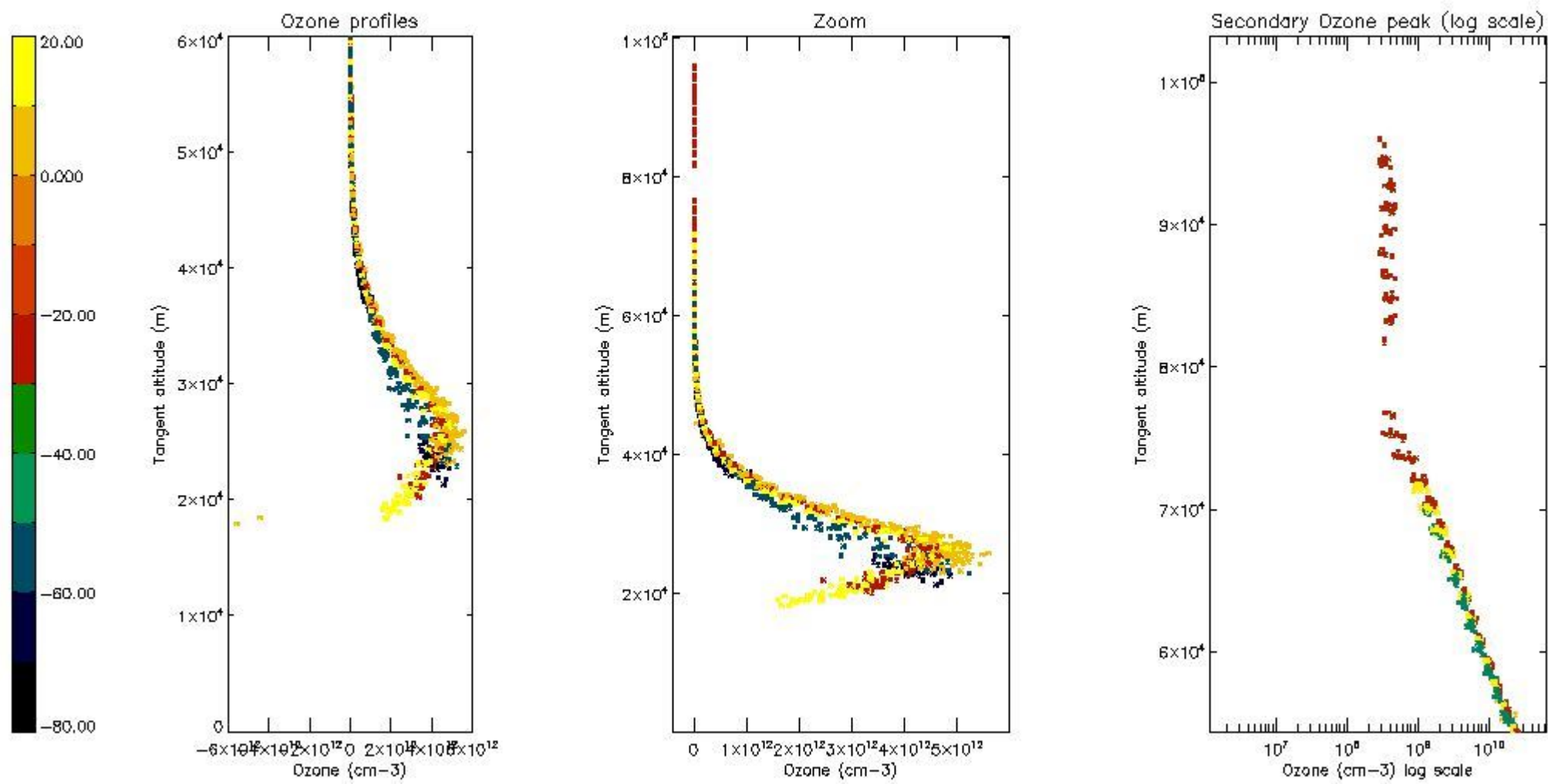
5.3 Plot ozone profiles where STD < 20% (dark without errors)

The colorbar represents the latitude.



*5.4 Plot ozone profiles where STD < 10% (dark without errors)*

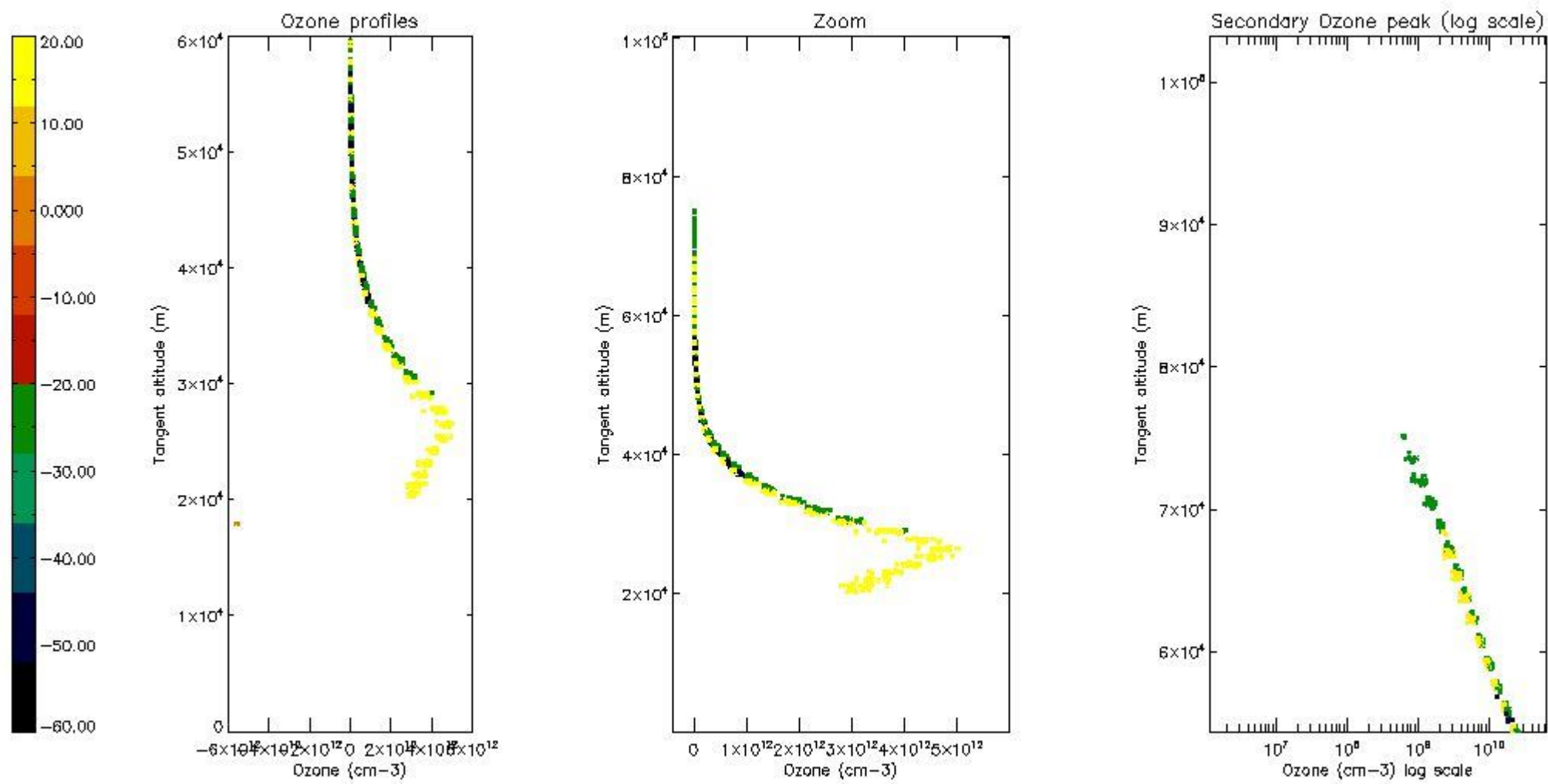
The colorbar represents the latitude.



*5.5 Plot ozone profiles where STD < 5% (dark without errors)*

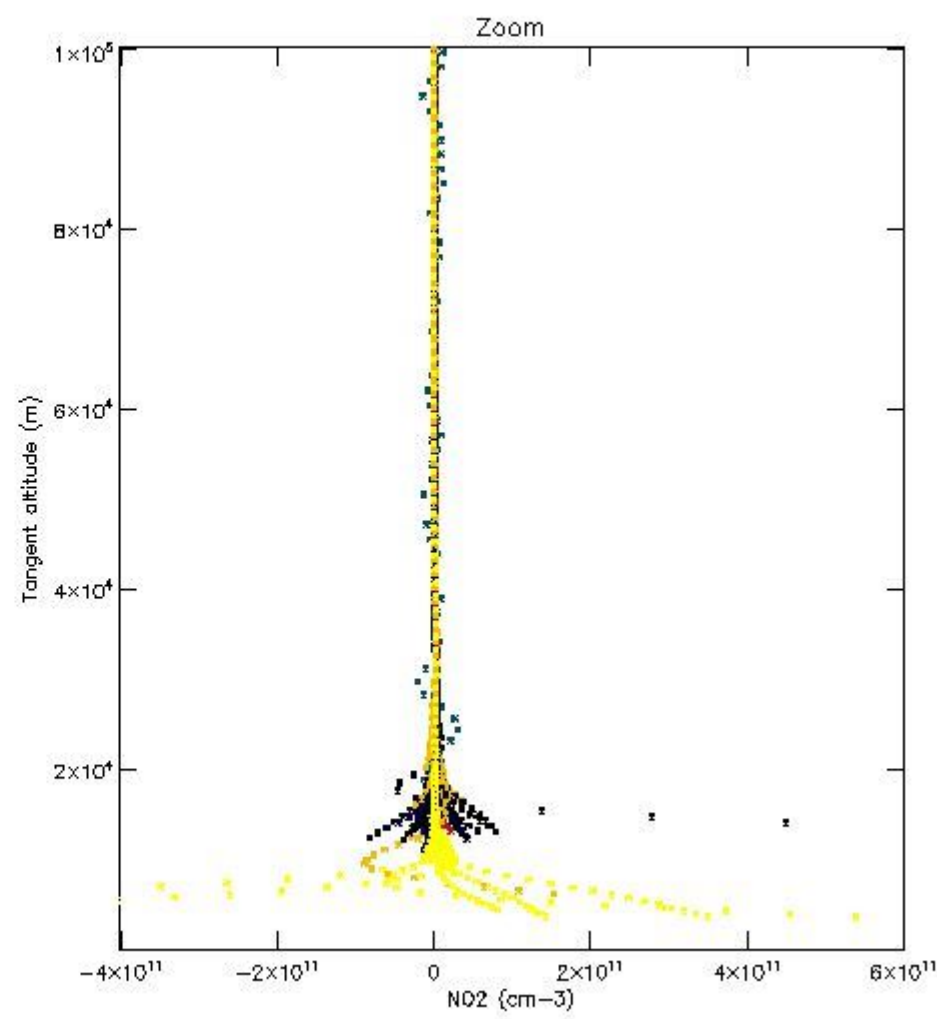
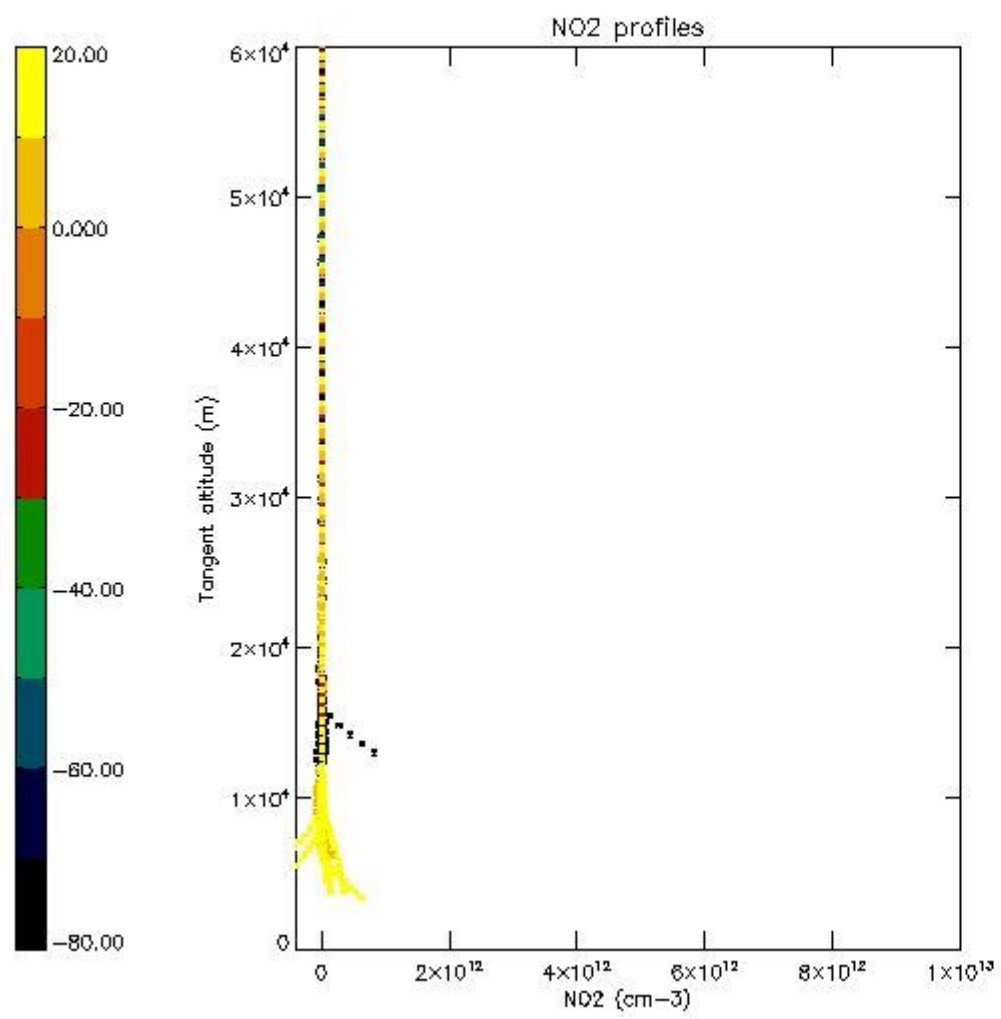
The colorbar represents the latitude.





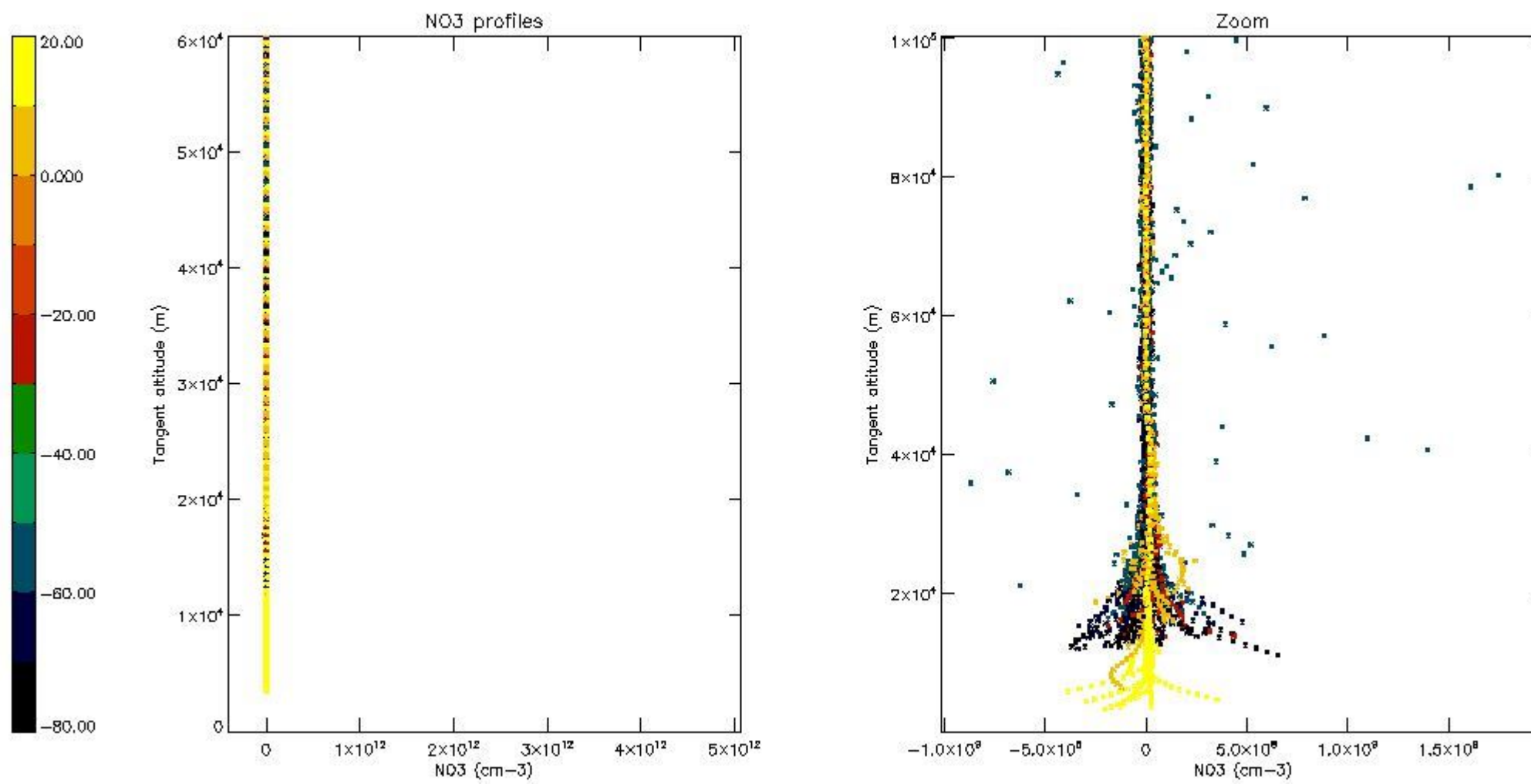
*5.6 Plot NO<sub>2</sub> profiles for all STD (dark without errors)*

The colorbar represents the latitude.



*5.7 Plot NO3 profiles for all STD (dark without errors)*

The colorbar represents the latitude.



## 6. Auxiliary Data Files used for the production reported in section 2

The number reported in the third column indicates since which file (see list in section 2) the corresponding auxiliary file has been used. The fourth column is the date of those product files.

Type	Auxiliary Filename	Used since product	Used since product date
INST_PHYS_CHARACTERISTICS	GOM_INS_AXVIEC20091111_143220_20030716_120000_20500101_000000	1	31-MAR-2008 00:07:31
LEVEL-2_PROC_CONFIG	GOM_PR2_AXVIEC20091111_152718_20020301_000000_20500101_000000	1	31-MAR-2008 00:07:31
CROSS_SECTIONS_FILE	GOM_CRS_AXVIEC20091111_154832_20020301_000000_20500101_000000	1	31-MAR-2008 00:07:31

# GOMOS Level 2 Daily Report

## SUMMARY

### [1. General Info](#)

### [2. Summary of processed GOM\\_NL\\_2P products](#)

### [3. Level 2 Quality information per product](#)

#### [3.1 Plot of level 2 quality information per product \(time dependant\)](#)

#### [3.2 Plot of level 2 quality information per product \(world map\)](#)

### [4. Level 1 Quality information per product \(stored on level 2 products\)](#)

#### [4.1 Plot of level 1 quality information per product \(time dependant\)](#)

##### [4.1.1 Plot of level 1 quality information per product \(time dependant\): ASCENDING](#)

##### [4.1.2 Plot of level 1 quality information per product \(time dependant\): DESCENDING](#)

#### [4.2 Plot of level 1 quality information per product \(world map\)](#)

##### [4.2.1 Plot of level 1 quality information per product \(world map\): ASCENDING](#)

##### [4.2.2 Plot of level 1 quality information per product \(world map\): DESCENDING](#)

### [5. Ozone profiles based on quality statistics and other trace gas profiles](#)

#### [5.1 Ozone statistics based on quality of products](#)

#### [5.2 Plot ozone profiles for all STD \(dark without errors\)](#)

#### [5.3 Plot ozone profiles where STD < 20% \(dark without errors\)](#)

#### [5.4. Plot ozone profiles where STD < 10% \(dark without errors\)](#)

#### [5.5. Plot ozone profiles where STD < 5% \(dark without errors\)](#)

#### [5.6 Plot NO2 profiles for all STD \(dark without errors\)](#)

#### [5.7 Plot NO3 profiles for all STD \(dark without errors\)](#)

#### [5.8 Plot H2O profiles \(only for occultations of stars 1,2,3,4,13,14,16,26,63 dark without errors\) for all STD](#)

### [6. Auxiliary Data Files used for the production reported in section 2](#)

This report presents the daily analysis on parameters extracted from GOMOS level 2 data (GOM\_NL\_\_2P).  
 It is intended to monitor some important parameters that will impact the quality of these products.  
 A list of level 2 products (and content) that have arrived during the reporting day to the PCF is also given.

Item	Value
Time of report generation	25APR2013 12:22:31
Data source version	GOMOS/6.01
Start time of products	31-03-2008 (31MAR2008 00:00:00)
Stop time of products	01-04-2008 (01APR2008 00:00:00)
Store outputs in DB	Yes
Nb of level 2 prods	298
Nb of prods with errors	0

## 2. Summary of processed GOM\_NL\_\_2P products.

Nr	Filename	UTC Start time	Limb	Duration	Star Id	Star Name	Star Mag	Star Temp	Nb Meas	Orbit	Prod. error
1	GOM_NL__2PRFIN20080331_000731_000000392067_00188_31805_9536.N1	31-MAR-2008 00:07:31	Bright	38.500	62	94Bet Leo	2.1360	9700.0	77	31805	No
2	GOM_NL__2PRFIN20080331_000907_000000362067_00188_31805_9537.N1	31-MAR-2008 00:09:07	Bright	35.500	96	68Del Leo	2.5600	9300.0	71	31805	No
3	GOM_NL__2PRFIN20080331_001557_000000362067_00188_31805_9538.N1	31-MAR-2008 00:15:57	Bright	35.500	174	52Psi UMa	3.0040	4400.0	71	31805	No
4	GOM_NL__2PRFIN20080331_001900_000000362067_00188_31805_9539.N1	31-MAR-2008 00:19:00	Bright	36.000	87	64Gam UMa	2.4330	11000.	72	31805	No
5	GOM_NL__2PRFIN20080331_002048_000000352067_00188_31805_9540.N1	31-MAR-2008 00:20:48	Bright	35.000	36	50Alp UMa	1.8000	6300.0	70	31805	No
6	GOM_NL__2PRFIN20080331_002849_000000332067_00188_31805_9541.N1	31-MAR-2008 00:28:49	Bright	32.500	49	1Alp UMi	1.9900	6300.0	65	31805	No
7	GOM_NL__2PRFIN20080331_003632_000000372067_00188_31805_9542.N1	31-MAR-2008 00:36:32	Bright	37.000	89	5Alp Cep	2.4510	8000.0	74	31805	No
8	GOM_NL__2PRFIN20080331_005154_000000442067_00188_31805_9543.N1	31-MAR-2008 00:51:54	Bright	44.000	61	8Eps Peg	2.1000	3900.0	88	31805	No
9	GOM_NL__2PRFIN20080331_005628_000000432067_00188_31805_9544.N1	31-MAR-2008 00:56:28	Dark	43.000	154	22Bet Aqr	2.8990	5700.0	86	31805	No
10	GOM_NL__2PRFIN20080331_005903_000000402067_00188_31805_9545.N1	31-MAR-2008 00:59:03	Dark	40.000	142	49Del Cap	2.8500	8900.0	80	31805	No
11	GOM_NL__2PRFIN20080331_011117_000000392067_00188_31805_9546.N1	31-MAR-2008 01:11:17	Dark	39.000	45	Alp Pav	1.9400	26000.	78	31805	No
12	GOM_NL__2PRFIN20080331_011847_000000432067_00189_31806_9549.N1	31-MAR-2008 01:18:47	Dark	43.000	43	Alp TrA	1.9100	4250.0	86	31806	No
13	GOM_NL__2PRFIN20080331_012037_000000402067_00189_31806_9550.N1	31-MAR-2008 01:20:37	Dark	40.000	134	Bet TrA	2.8100	6600.0	80	31806	No
14	GOM_NL__2PRFIN20080331_012316_000000552067_00189_31806_9551.N1	31-MAR-2008 01:23:16	Dark	54.500	4	Alp1Cen	-0.010000	5800.0	109	31806	No
15	GOM_NL__2PRFIN20080331_012535_000000442067_00189_31806_9552.N1	31-MAR-2008 01:25:35	Straylight	43.500	12	Alp1Cru	0.77500	30000.	87	31806	No
16	GOM_NL__2PRFIN20080331_012701_000000452067_00189_31806_9553.N1	31-MAR-2008 01:27:01	Straylight	44.500	26	Gam Cru	1.6240	2900.0	89	31806	No
17	GOM_NL__2PRFIN20080331_012857_000000402067_00189_31806_9554.N1	31-MAR-2008 01:28:57	Straylight	40.000	64	Gam Cen	2.2000	10600.	80	31806	No
18	GOM_NL__2PRFIN20080331_013130_000000442067_00189_31806_9555.N1	31-MAR-2008 01:31:30	Straylight	43.500	123	lot Cen	2.7500	10200.	87	31806	No
19	GOM_NL__2PRFIN20080331_013624_000000482067_00189_31806_9556.N1	31-MAR-2008 01:36:24	Twilight_stray	47.500	106	9Bet Crv	2.6480	5600.0	95	31806	No
20	GOM_NL__2PRFIN20080331_013822_000000422067_00189_31806_9557.N1	31-MAR-2008 01:38:22	Twilight_stray	41.500	100	4Gam Crv	2.5800	13100.	83	31806	No
21	GOM_NL__2PRFIN20080331_014807_000000392067_00189_31806_9558.N1	31-MAR-2008 01:48:07	Bright	38.500	62	94Bet Leo	2.1360	9700.0	77	31806	No
22	GOM_NL__2PRFIN20080331_014942_000000372067_00189_31806_9559.N1	31-MAR-2008 01:49:42	Bright	36.500	96	68Del Leo	2.5600	9300.0	73	31806	No
23	GOM_NL__2PRFIN20080331_015632_000000372067_00189_31806_9560.N1	31-MAR-2008 01:56:32	Bright	37.000	174	52Psi UMa	3.0040	4400.0	74	31806	No
24	GOM_NL__2PRFIN20080331_015936_000000362067_00189_31806_9561.N1	31-MAR-2008 01:59:36	Bright	36.000	87	64Gam UMa	2.4330	11000.	72	31806	No
25	GOM_NL__2PRFIN20080331_020124_000000342067_00189_31806_9562.N1	31-MAR-2008 02:01:24	Bright	34.000	36	50Alp UMa	1.8000	6300.0	68	31806	No
26	GOM_NL__2PRFIN20080331_020925_000000332067_00189_31806_9563.N1	31-MAR-2008 02:09:25	Bright	33.000	49	1Alp UMi	1.9900	6300.0	66	31806	No
27	GOM_NL__2PRFIN20080331_021708_000000372067_00189_31806_9564.N1	31-MAR-2008 02:17:08	Bright	37.000	89	5Alp Cep	2.4510	8000.0	74	31806	No
28	GOM_NL__2PRFIN20080331_023230_000000452067_00189_31806_9565.N1	31-MAR-2008 02:32:30	Bright	44.500	61	8Eps Peg	2.1000	3900.0	89	31806	No
29	GOM_NL__2PRFIN20080331_023704_000000412067_00189_31806_9566.N1	31-MAR-2008 02:37:04	Dark	41.000	154	22Bet Aqr	2.8990	5700.0	82	31806	No
30	GOM_NL__2PRFIN20080331_023939_000000392067_00189_31806_9567.N1	31-MAR-2008 02:39:39	Dark	38.500	142	49Del Cap	2.8500	8900.0	77	31806	No
31	GOM_NL__2PRFIN20080331_024516_000000382067_00189_31806_9568.N1	31-MAR-2008 02:45:16	Dark	38.000	172	Gam Gru	3.0030	13100.	76	31806	No
32	GOM_NL__2PRFIN20080331_025153_000000422067_00189_31806_9569.N1	31-MAR-2008 02:51:53	Dark	41.500	45	Alp Pav	1.9400	26000.	83	31806	No
33	GOM_NL__2PRFIN20080331_025923_000000412067_00190_31807_9562.N1	31-MAR-2008 02:59:23	Dark	40.500	43	Alp TrA	1.9100	4250.0	81	31807	No
34	GOM_NL__2PRFIN20080331_030113_000000402067_00190_31807_9563.N1	31-MAR-2008 03:01:13	Dark	40.000	134	Bet TrA	2.8100	6600.0	80	31807	No
35	GOM_NL__2PRFIN20080331_030352_000000492067_00190_31807_9564.N1	31-MAR-2008 03:03:52	Dark	48.500	4	Alp1Cen	-0.010000	5800.0	97	31807	No
36	GOM_NL__2PRFIN20080331_030611_000000462067_00190_31807_9565.N1	31-MAR-2008 03:06:11	Straylight	45.500	12	Alp1Cru	0.77500	30000.	91	31807	No
37	GOM_NL__2PRFIN20080331_030738_000000472067_00190_31807_9566.N1	31-MAR-2008 03:07:38	Straylight	47.000	26	Gam Cru	1.6240	2900.0	94	31807	No
38	GOM_NL__2PRFIN20080331_030933_000000402067_00190_31807_9567.N1	31-MAR-2008 03:09:33	Straylight	39.500	64	Gam Cen	2.2000	10600.	79	31807	No
39	GOM_NL__2PRFIN20080331_031207_000000442067_00190_31807_9568.N1	31-MAR-2008 03:12:07	Straylight	43.500	123	lot Cen	2.7500	10200.	87	31807	No
40	GOM_NL__2PRFIN20080331_031700_000000452067_00190_31807_9569.N1	31-MAR-2008 03:17:00	Twilight_stray	45.000	106	9Bet Crv	2.6480	5600.0	90	31807	No
41	GOM_NL__2PRFIN20080331_031858_000000432067_00190_31807_9570.N1	31-MAR-2008 03:18:58	Twilight_stray	42.500	100	4Gam Crv	2.5800	13100.	85	31807	No
42	GOM_NL__2PRFIN20080331_032843_000000392067_00190_31807_9571.N1	31-MAR-2008 03:28:43	Bright	38.500	62	94Bet Leo	2.1360	9700.0	77	31807	No

43	GOM_NL__2PRFIN20080331_033018_000000352067_00190_31807_9572.N1	31-MAR-2008 03:30:18	Bright	35.000	96	68Del Leo	2.5600	9300.0	70	31807	No
44	GOM_NL__2PRFIN20080331_033708_000000372067_00190_31807_9573.N1	31-MAR-2008 03:37:08	Bright	36.500	174	52Psi UMa	3.0040	4400.0	73	31807	No
45	GOM_NL__2PRFIN20080331_034011_000000372067_00190_31807_9574.N1	31-MAR-2008 03:40:11	Bright	37.000	87	64Gam UMa	2.4330	11000.	74	31807	No
46	GOM_NL__2PRFIN20080331_034200_000000372067_00190_31807_9575.N1	31-MAR-2008 03:42:00	Bright	37.000	36	50Alp UMa	1.8000	6300.0	74	31807	No
47	GOM_NL__2PRFIN20080331_035001_000000372067_00190_31807_9576.N1	31-MAR-2008 03:50:01	Bright	36.500	49	1Alp UMi	1.9900	6300.0	73	31807	No
48	GOM_NL__2PRFIN20080331_035744_000000382067_00190_31807_9577.N1	31-MAR-2008 03:57:44	Bright	37.500	89	5Alp Cep	2.4510	8000.0	75	31807	No
49	GOM_NL__2PRFIN20080331_041306_000000532067_00190_31807_9578.N1	31-MAR-2008 04:13:06	Bright	53.000	61	8Eps Peg	2.1000	3900.0	106	31807	No
50	GOM_NL__2PRFIN20080331_041741_000000422067_00190_31807_9579.N1	31-MAR-2008 04:17:41	Dark	42.000	154	22Bet Aqr	2.8990	5700.0	84	31807	No
51	GOM_NL__2PRFIN20080331_042016_000000392067_00190_31807_9580.N1	31-MAR-2008 04:20:16	Dark	39.000	142	49Del Cap	2.8500	8900.0	78	31807	No
52	GOM_NL__2PRFIN20080331_042553_000000382067_00190_31807_9581.N1	31-MAR-2008 04:25:53	Dark	37.500	172	Gam Gru	3.0030	13100.	75	31807	No
53	GOM_NL__2PRFIN20080331_043229_000000422067_00190_31807_9582.N1	31-MAR-2008 04:32:29	Dark	41.500	45	Alp Pav	1.9400	26000.	83	31807	No
54	GOM_NL__2PRFIN20080331_044000_000000442067_00191_31808_9571.N1	31-MAR-2008 04:40:00	Dark	43.500	43	Alp TrA	1.9100	4250.0	87	31808	No
55	GOM_NL__2PRFIN20080331_044150_000000402067_00191_31808_9572.N1	31-MAR-2008 04:41:50	Dark	39.500	134	Bet TrA	2.8100	6600.0	79	31808	No
56	GOM_NL__2PRFIN20080331_044429_000000452067_00191_31808_9573.N1	31-MAR-2008 04:44:29	Dark	45.000	4	Alp1Cen	-0.010000	5800.0	90	31808	No
57	GOM_NL__2PRFIN20080331_044647_000000492067_00191_31808_9574.N1	31-MAR-2008 04:46:47	Straylight	48.500	12	Alp1Cru	0.77500	30000.	97	31808	No
58	GOM_NL__2PRFIN20080331_044814_000000482067_00191_31808_9575.N1	31-MAR-2008 04:48:14	Straylight	48.000	26	Gam Cru	1.6240	2900.0	96	31808	No
59	GOM_NL__2PRFIN20080331_045010_000000382067_00191_31808_9576.N1	31-MAR-2008 04:50:10	Straylight	37.500	64	Gam Cen	2.2000	10600.	75	31808	No
60	GOM_NL__2PRFIN20080331_045243_000000462067_00191_31808_9577.N1	31-MAR-2008 04:52:43	Straylight	46.000	123	lot Cen	2.7500	10200.	92	31808	No
61	GOM_NL__2PRFIN20080331_045736_000000462067_00191_31808_9578.N1	31-MAR-2008 04:57:36	Tw_i_and_stray	46.000	106	9Bet Crv	2.6480	5600.0	92	31808	No
62	GOM_NL__2PRFIN20080331_045934_000000412067_00191_31808_9579.N1	31-MAR-2008 04:59:34	Tw_i_and_stray	40.500	100	4Gam Crv	2.5800	13100.	81	31808	No
63	GOM_NL__2PRFIN20080331_050919_000000382067_00191_31808_9580.N1	31-MAR-2008 05:09:19	Bright	37.500	62	94Bet Leo	2.1360	9700.0	75	31808	No
64	GOM_NL__2PRFIN20080331_051054_000000362067_00191_31808_9581.N1	31-MAR-2008 05:10:54	Bright	36.000	96	68Del Leo	2.5600	9300.0	72	31808	No
65	GOM_NL__2PRFIN20080331_051744_000000382067_00191_31808_9582.N1	31-MAR-2008 05:17:44	Bright	37.500	174	52Psi UMa	3.0040	4400.0	75	31808	No
66	GOM_NL__2PRFIN20080331_052047_000000392067_00191_31808_9583.N1	31-MAR-2008 05:20:47	Bright	38.500	87	64Gam UMa	2.4330	11000.	77	31808	No
67	GOM_NL__2PRFIN20080331_052236_000000382067_00191_31808_9584.N1	31-MAR-2008 05:22:36	Bright	37.500	36	50Alp UMa	1.8000	6300.0	75	31808	No
68	GOM_NL__2PRFIN20080331_053037_000000362067_00191_31808_9585.N1	31-MAR-2008 05:30:37	Bright	36.000	49	1Alp UMi	1.9900	6300.0	72	31808	No
69	GOM_NL__2PRFIN20080331_053819_000000382067_00191_31808_9586.N1	31-MAR-2008 05:38:19	Bright	38.000	89	5Alp Cep	2.4510	8000.0	76	31808	No
70	GOM_NL__2PRFIN20080331_055342_000000442067_00191_31808_9587.N1	31-MAR-2008 05:53:42	Bright	43.500	61	8Eps Peg	2.1000	3900.0	87	31808	No
71	GOM_NL__2PRFIN20080331_055817_000000422067_00191_31808_9588.N1	31-MAR-2008 05:58:17	Dark	42.000	154	22Bet Aqr	2.8990	5700.0	84	31808	No
72	GOM_NL__2PRFIN20080331_060052_000000402067_00191_31808_9589.N1	31-MAR-2008 06:00:52	Dark	39.500	142	49Del Cap	2.8500	8900.0	79	31808	No
73	GOM_NL__2PRFIN20080331_060629_000000382067_00191_31808_9590.N1	31-MAR-2008 06:06:29	Dark	37.500	172	Gam Gru	3.0030	13100.	75	31808	No
74	GOM_NL__2PRFIN20080331_061306_000000382067_00191_31808_9591.N1	31-MAR-2008 06:13:06	Dark	37.500	45	Alp Pav	1.9400	26000.	75	31808	No
75	GOM_NL__2PRFIN20080331_062036_000000382067_00192_31809_9600.N1	31-MAR-2008 06:20:36	Dark	37.500	43	Alp TrA	1.9100	4250.0	75	31809	No
76	GOM_NL__2PRFIN20080331_062226_000000382067_00192_31809_9601.N1	31-MAR-2008 06:22:26	Dark	38.000	134	Bet TrA	2.8100	6600.0	76	31809	No
77	GOM_NL__2PRFIN20080331_062505_000000442067_00192_31809_9602.N1	31-MAR-2008 06:25:05	Dark	44.000	4	Alp1Cen	-0.010000	5800.0	88	31809	No
78	GOM_NL__2PRFIN20080331_062723_000000422067_00192_31809_9603.N1	31-MAR-2008 06:27:23	Straylight	42.000	12	Alp1Cru	0.77500	30000.	84	31809	No
79	GOM_NL__2PRFIN20080331_062850_000000502067_00192_31809_9604.N1	31-MAR-2008 06:28:50	Straylight	50.000	26	Gam Cru	1.6240	2900.0	100	31809	No
80	GOM_NL__2PRFIN20080331_063046_000000402067_00192_31809_9605.N1	31-MAR-2008 06:30:46	Straylight	40.000	64	Gam Cen	2.2000	10600.	80	31809	No
81	GOM_NL__2PRFIN20080331_063319_000000472067_00192_31809_9606.N1	31-MAR-2008 06:33:19	Straylight	47.000	123	lot Cen	2.7500	10200.	94	31809	No
82	GOM_NL__2PRFIN20080331_063812_000000452067_00192_31809_9607.N1	31-MAR-2008 06:38:12	Tw_i_and_stray	44.500	106	9Bet Crv	2.6480	5600.0	89	31809	No
83	GOM_NL__2PRFIN20080331_064010_000000412067_00192_31809_9608.N1	31-MAR-2008 06:40:10	Tw_i_and_stray	41.000	100	4Gam Crv	2.5800	13100.	82	31809	No
84	GOM_NL__2PRFIN20080331_064955_000000392067_00192_31809_9609.N1	31-MAR-2008 06:49:55	Bright	38.500	62	94Bet Leo	2.1360	9700.0	77	31809	No
85	GOM_NL__2PRFIN20080331_065130_000000352067_00192_31809_9610.N1	31-MAR-2008 06:51:30	Bright	35.000	96	68Del Leo	2.5600	9300.0	70	31809	No
86	GOM_NL__2PRFIN20080331_065820_000000352067_00192_31809_9611.N1	31-MAR-2008 06:58:20	Bright	35.000	174	52Psi UMa	3.0040	4400.0	70	31809	No
87	GOM_NL__2PRFIN20080331_070123_000000382067_00192_31809_9612.N1	31-MAR-2008 07:01:23	Bright	37.500	87	64Gam UMa	2.4330	11000.	75	31809	No
88	GOM_NL__2PRFIN20080331_070311_000000372067_00192_31809_9613.N1	31-MAR-2008 07:03:11	Bright	37.000	36	50Alp UMa	1.8000	6300.0	74	31809	No
89	GOM_NL__2PRFIN20080331_071113_000000362067_00192_31809_9614.N1	31-MAR-2008 07:11:13	Bright	36.000	49	1Alp UMi	1.9900	6300.0	72	31809	No
90	GOM_NL__2PRFIN20080331_071855_000000372067_00192_31809_9615.N1	31-MAR-2008 07:18:55	Bright	37.000	89	5Alp Cep	2.4510	8000.0	74	31809	No
91	GOM_NL__2PRFIN20080331_073419_000000462067_00192_31809_9616.N1	31-MAR-2008 07:34:19	Bright	45.500	61	8Eps Peg	2.1000	3900.0	91	31809	No
92	GOM_NL__2PRFIN20080331_073853_000000432067_00192_31809_9617.N1	31-MAR-2008 07:38:53	Dark	42.500	154	22Bet Aqr	2.8990	5700.0	85	31809	No
93	GOM_NL__2PRFIN20080331_074128_000000392067_00192_31809_9618.N1	31-MAR-2008 07:41:28	Dark	39.000	142	49Del Cap	2.8500	8900.0	78	31809	No
94	GOM_NL__2PRFIN20080331_074705_000000382067_00192_31809_9619.N1	31-MAR-2008 07:47:05	Dark	37.500	172	Gam Gru	3.0030	13100.	75	31809	No
95	GOM_NL__2PRFIN20080331_075342_000000402067_00192_31809_9620.N1	31-MAR-2008 07:53:42	Dark	40.000	45	Alp Pav	1.9400	26000.	80	31809	No
96	GOM_NL__2PRFIN20080331_080113_000000392067_00193_31810_9637.N1	31-MAR-2008 08:01:13	Dark	39.000	43	Alp TrA	1.9100	4250.0	78	31810	No
97	GOM_NL__2PRFIN20080331_080303_000000392067_00193_31810_9638.N1	31-MAR-2008 08:03:03	Dark	39.000	134	Bet TrA	2.8100	6600.0	78	31810	No
98	GOM_NL__2PRFIN20080331_080542_000000462067_00193_31810_9639.N1	31-MAR-2008 08:05:42	Dark	45.500	4	Alp1Cen	-0.010000	5800.0	91	31810	No
99	GOM_NL__2PRFIN20080331_080800_000000382067_00193_31810_9640.N1	31-MAR-2008 08:08:00	Straylight	38.000	12	Alp1Cru	0.77500	30000.	76	31810	No
100	GOM_NL__2PRFIN20080331_080926_000000482067_00193_31810_9641.N1	31-MAR-2008 08:09:26	Straylight	47.500	26	Gam Cru	1.6240	2900.0	95	31810	No
101	GOM_NL__2PRFIN20080331_081122_000000432067_00193_31810_9642.N1	31-MAR-2008 08:11:22	Straylight	42.500	64	Gam Cen	2.2000	10600.	85	31810	No

102	GOM_NL__2PRFIN20080331_081356_000000442067_00193_31810_9643.N1	31-MAR-2008 08:13:56	Straylight	44.000	123	lot Cen	2.7500	10200.	88	31810	No
103	GOM_NL__2PRFIN20080331_081848_000000462067_00193_31810_9644.N1	31-MAR-2008 08:18:48	Twilight_stray	46.000	106	9Bet Crv	2.6480	5600.0	92	31810	No
104	GOM_NL__2PRFIN20080331_082047_000000422067_00193_31810_9645.N1	31-MAR-2008 08:20:47	Twilight_stray	41.500	100	4Gam Crv	2.5800	13100.	83	31810	No
105	GOM_NL__2PRFIN20080331_083030_000000392067_00193_31810_9646.N1	31-MAR-2008 08:30:30	Bright	39.000	62	94Bet Leo	2.1360	9700.0	78	31810	No
106	GOM_NL__2PRFIN20080331_083206_000000362067_00193_31810_9647.N1	31-MAR-2008 08:32:06	Bright	35.500	96	68Del Leo	2.5600	9300.0	71	31810	No
107	GOM_NL__2PRFIN20080331_083856_000000372067_00193_31810_9648.N1	31-MAR-2008 08:38:56	Bright	37.000	174	52Psi UMa	3.0040	4400.0	74	31810	No
108	GOM_NL__2PRFIN20080331_084159_000000372067_00193_31810_9649.N1	31-MAR-2008 08:41:59	Bright	36.500	87	64Gam UMa	2.4330	11000.	73	31810	No
109	GOM_NL__2PRFIN20080331_084347_000000382067_00193_31810_9650.N1	31-MAR-2008 08:43:47	Bright	37.500	36	50Alp UMa	1.8000	6300.0	75	31810	No
110	GOM_NL__2PRFIN20080331_085149_000000322067_00193_31810_9651.N1	31-MAR-2008 08:51:49	Bright	31.500	49	1Alp UMi	1.9900	6300.0	63	31810	No
111	GOM_NL__2PRFIN20080331_085931_000000382067_00193_31810_9652.N1	31-MAR-2008 08:59:31	Bright	37.500	89	5Alp Cep	2.4510	8000.0	75	31810	No
112	GOM_NL__2PRFIN20080331_091455_000000452067_00193_31810_9653.N1	31-MAR-2008 09:14:55	Bright	44.500	61	8Eps Peg	2.1000	3900.0	89	31810	No
113	GOM_NL__2PRFIN20080331_091930_000000422067_00193_31810_9654.N1	31-MAR-2008 09:19:30	Dark	41.500	154	22Bet Aqr	2.8990	5700.0	83	31810	No
114	GOM_NL__2PRFIN20080331_092204_000000392067_00193_31810_9655.N1	31-MAR-2008 09:22:04	Dark	38.500	142	49Del Cap	2.8500	8900.0	77	31810	No
115	GOM_NL__2PRFIN20080331_092741_000000372067_00193_31810_9656.N1	31-MAR-2008 09:27:41	Dark	37.000	172	Gam Gru	3.0030	13100.	74	31810	No
116	GOM_NL__2PRFIN20080331_093418_000000422067_00193_31810_9657.N1	31-MAR-2008 09:34:18	Dark	42.000	45	Alp Pav	1.9400	26000.	84	31810	No
117	GOM_NL__2PRFIN20080331_094149_000000382067_00194_31811_9668.N1	31-MAR-2008 09:41:49	Dark	37.500	43	Alp TrA	1.9100	4250.0	75	31811	No
118	GOM_NL__2PRFIN20080331_094339_000000382067_00194_31811_9669.N1	31-MAR-2008 09:43:39	Dark	38.000	134	Bet TrA	2.8100	6600.0	76	31811	No
119	GOM_NL__2PRFIN20080331_094618_000000522067_00194_31811_9670.N1	31-MAR-2008 09:46:18	Dark	51.500	4	Alp1Cen	-0.010000	5800.0	103	31811	No
120	GOM_NL__2PRFIN20080331_094836_000000412067_00194_31811_9671.N1	31-MAR-2008 09:48:36	Straylight	41.000	12	Alp1Cru	0.77500	30000.	82	31811	No
121	GOM_NL__2PRFIN20080331_095002_000000432067_00194_31811_9672.N1	31-MAR-2008 09:50:02	Straylight	43.000	26	Gam Cru	1.6240	2900.0	86	31811	No
122	GOM_NL__2PRFIN20080331_095158_000000392067_00194_31811_9673.N1	31-MAR-2008 09:51:58	Straylight	38.500	64	Gam Cen	2.2000	10600.	77	31811	No
123	GOM_NL__2PRFIN20080331_095432_000000432067_00194_31811_9674.N1	31-MAR-2008 09:54:32	Straylight	42.500	123	lot Cen	2.7500	10200.	85	31811	No
124	GOM_NL__2PRFIN20080331_095924_000000462067_00194_31811_9675.N1	31-MAR-2008 09:59:24	Twilight_stray	45.500	106	9Bet Crv	2.6480	5600.0	91	31811	No
125	GOM_NL__2PRFIN20080331_100123_000000422067_00194_31811_9676.N1	31-MAR-2008 10:01:23	Twilight_stray	41.500	100	4Gam Crv	2.5800	13100.	83	31811	No
126	GOM_NL__2PRFIN20080331_101106_000000402067_00194_31811_9677.N1	31-MAR-2008 10:11:06	Bright	39.500	62	94Bet Leo	2.1360	9700.0	79	31811	No
127	GOM_NL__2PRFIN20080331_101242_000000362067_00194_31811_9678.N1	31-MAR-2008 10:12:42	Bright	35.500	96	68Del Leo	2.5600	9300.0	71	31811	No
128	GOM_NL__2PRFIN20080331_101932_000000372067_00194_31811_9679.N1	31-MAR-2008 10:19:32	Bright	37.000	174	52Psi UMa	3.0040	4400.0	74	31811	No
129	GOM_NL__2PRFIN20080331_102234_000000392067_00194_31811_9680.N1	31-MAR-2008 10:22:34	Bright	38.500	87	64Gam UMa	2.4330	11000.	77	31811	No
130	GOM_NL__2PRFIN20080331_102423_000000372067_00194_31811_9681.N1	31-MAR-2008 10:24:23	Bright	37.000	36	50Alp UMa	1.8000	6300.0	74	31811	No
131	GOM_NL__2PRFIN20080331_103225_000000362067_00194_31811_9682.N1	31-MAR-2008 10:32:25	Bright	36.000	49	1Alp UMi	1.9900	6300.0	72	31811	No
132	GOM_NL__2PRFIN20080331_104007_000000372067_00194_31811_9683.N1	31-MAR-2008 10:40:07	Bright	37.000	89	5Alp Cep	2.4510	8000.0	74	31811	No
133	GOM_NL__2PRFIN20080331_105531_000000452067_00194_31811_9684.N1	31-MAR-2008 10:55:31	Bright	45.000	61	8Eps Peg	2.1000	3900.0	90	31811	No
134	GOM_NL__2PRFIN20080331_110006_000000422067_00194_31811_9685.N1	31-MAR-2008 11:00:06	Dark	42.000	154	22Bet Aqr	2.8990	5700.0	84	31811	No
135	GOM_NL__2PRFIN20080331_110240_000000372067_00194_31811_9686.N1	31-MAR-2008 11:02:40	Dark	37.000	142	49Del Cap	2.8500	8900.0	74	31811	No
136	GOM_NL__2PRFIN20080331_110817_000000352067_00194_31811_9687.N1	31-MAR-2008 11:08:17	Dark	35.000	172	Gam Gru	3.0030	13100.	70	31811	No
137	GOM_NL__2PRFIN20080331_111454_000000382067_00194_31811_9688.N1	31-MAR-2008 11:14:54	Dark	38.000	45	Alp Pav	1.9400	26000.	76	31811	No
138	GOM_NL__2PRFIN20080331_112225_000000402067_00195_31812_9698.N1	31-MAR-2008 11:22:25	Dark	39.500	43	Alp TrA	1.9100	4250.0	79	31812	No
139	GOM_NL__2PRFIN20080331_112415_000000382067_00195_31812_9699.N1	31-MAR-2008 11:24:15	Dark	38.000	134	Bet TrA	2.8100	6600.0	76	31812	No
140	GOM_NL__2PRFIN20080331_112654_000000552067_00195_31812_9700.N1	31-MAR-2008 11:26:54	Dark	54.500	4	Alp1Cen	-0.010000	5800.0	109	31812	No
141	GOM_NL__2PRFIN20080331_112912_000000382067_00195_31812_9701.N1	31-MAR-2008 11:29:12	Straylight	37.500	12	Alp1Cru	0.77500	30000.	75	31812	No
142	GOM_NL__2PRFIN20080331_113039_000000382067_00195_31812_9702.N1	31-MAR-2008 11:30:39	Straylight	38.000	26	Gam Cru	1.6240	2900.0	76	31812	No
143	GOM_NL__2PRFIN20080331_113235_000000392067_00195_31812_9703.N1	31-MAR-2008 11:32:35	Straylight	38.500	64	Gam Cen	2.2000	10600.	77	31812	No
144	GOM_NL__2PRFIN20080331_113508_000000462067_00195_31812_9704.N1	31-MAR-2008 11:35:08	Straylight	46.000	123	lot Cen	2.7500	10200.	92	31812	No
145	GOM_NL__2PRFIN20080331_114000_000000462067_00195_31812_9705.N1	31-MAR-2008 11:40:00	Twilight_stray	46.000	106	9Bet Crv	2.6480	5600.0	92	31812	No
146	GOM_NL__2PRFIN20080331_114159_000000422067_00195_31812_9706.N1	31-MAR-2008 11:41:59	Twilight_stray	42.000	100	4Gam Crv	2.5800	13100.	84	31812	No
147	GOM_NL__2PRFIN20080331_115142_000000382067_00195_31812_9707.N1	31-MAR-2008 11:51:42	Bright	38.000	62	94Bet Leo	2.1360	9700.0	76	31812	No
148	GOM_NL__2PRFIN20080331_115318_000000362067_00195_31812_9708.N1	31-MAR-2008 11:53:18	Bright	35.500	96	68Del Leo	2.5600	9300.0	71	31812	No
149	GOM_NL__2PRFIN20080331_120007_000000362067_00195_31812_9709.N1	31-MAR-2008 12:00:07	Bright	35.500	174	52Psi UMa	3.0040	4400.0	71	31812	No
150	GOM_NL__2PRFIN20080331_120310_000000392067_00195_31812_9710.N1	31-MAR-2008 12:03:10	Bright	38.500	87	64Gam UMa	2.4330	11000.	77	31812	No
151	GOM_NL__2PRFIN20080331_120459_000000382067_00195_31812_9711.N1	31-MAR-2008 12:04:59	Bright	37.500	36	50Alp UMa	1.8000	6300.0	75	31812	No
152	GOM_NL__2PRFIN20080331_121301_000000332067_00195_31812_9712.N1	31-MAR-2008 12:13:01	Bright	33.000	49	1Alp UMi	1.9900	6300.0	66	31812	No
153	GOM_NL__2PRFIN20080331_122043_000000372067_00195_31812_9713.N1	31-MAR-2008 12:20:43	Bright	37.000	89	5Alp Cep	2.4510	8000.0	74	31812	No
154	GOM_NL__2PRFIN20080331_123607_000000442067_00195_31812_9714.N1	31-MAR-2008 12:36:07	Bright	43.500	61	8Eps Peg	2.1000	3900.0	87	31812	No
155	GOM_NL__2PRFIN20080331_124042_000000432067_00195_31812_9715.N1	31-MAR-2008 12:40:42	Dark	42.500	154	22Bet Aqr	2.8990	5700.0	85	31812	No
156	GOM_NL__2PRFIN20080331_124317_000000402067_00195_31812_9716.N1	31-MAR-2008 12:43:17	Dark	39.500	142	49Del Cap	2.8500	8900.0	79	31812	No
157	GOM_NL__2PRFIN20080331_124853_000000372067_00195_31812_9717.N1	31-MAR-2008 12:48:53	Dark	36.500	172	Gam Gru	3.0030	13100.	73	31812	No
158	GOM_NL__2PRFIN20080331_125531_000000382067_00195_31812_9718.N1	31-MAR-2008 12:55:31	Dark	37.500	45	Alp Pav	1.9400	26000.	75	31812	No
159	GOM_NL__2PRFIN20080331_130301_000000392067_00196_31813_9742.N1	31-MAR-2008 13:03:01	Dark	39.000	43	Alp TrA	1.9100	4250.0	78	31813	No
160	GOM_NL__2PRFIN20080331_130452_000000392067_00196_31813_9743.N1	31-MAR-2008 13:04:52	Dark	38.500	134	Bet TrA	2.8100	6600.0	77	31813	No

161	GOM_NL_2PRFIN20080331_130731_000000412067_00196_31813_9744.N1	31-MAR-2008 13:07:31	Dark	41.000	4	Alp1Cen	-0.010000	5800.0	82	31813	No
162	GOM_NL_2PRFIN20080331_130948_000000402067_00196_31813_9745.N1	31-MAR-2008 13:09:48	Straylight	39.500	12	Alp1Cru	0.77500	30000.	79	31813	No
163	GOM_NL_2PRFIN20080331_131115_000000462067_00196_31813_9746.N1	31-MAR-2008 13:11:15	Straylight	46.000	26	Gam Cru	1.6240	2900.0	92	31813	No
164	GOM_NL_2PRFIN20080331_131311_000000432067_00196_31813_9747.N1	31-MAR-2008 13:13:11	Straylight	42.500	64	Gam Cen	2.2000	10600.	85	31813	No
165	GOM_NL_2PRFIN20080331_131545_000000462067_00196_31813_9748.N1	31-MAR-2008 13:15:45	Straylight	45.500	123	lot Cen	2.7500	10200.	91	31813	No
166	GOM_NL_2PRFIN20080331_132036_000000452067_00196_31813_9749.N1	31-MAR-2008 13:20:36	Tw_i_and_stray	45.000	106	9Bet Crv	2.6480	5600.0	90	31813	No
167	GOM_NL_2PRFIN20080331_132235_000000442067_00196_31813_9750.N1	31-MAR-2008 13:22:35	Tw_i_and_stray	43.500	100	4Gam Crv	2.5800	13100.	87	31813	No
168	GOM_NL_2PRFIN20080331_133218_000000382067_00196_31813_9751.N1	31-MAR-2008 13:32:18	Bright	38.000	62	94Bet Leo	2.1360	9700.0	76	31813	No
169	GOM_NL_2PRFIN20080331_133354_000000352067_00196_31813_9752.N1	31-MAR-2008 13:33:54	Bright	35.000	96	68Del Leo	2.5600	9300.0	70	31813	No
170	GOM_NL_2PRFIN20080331_134043_000000372067_00196_31813_9753.N1	31-MAR-2008 13:40:43	Bright	37.000	174	52Psi UMa	3.0040	4400.0	74	31813	No
171	GOM_NL_2PRFIN20080331_134345_000000392067_00196_31813_9754.N1	31-MAR-2008 13:43:45	Bright	38.500	87	64Gam UMa	2.4330	11000.	77	31813	No
172	GOM_NL_2PRFIN20080331_134535_000000352067_00196_31813_9755.N1	31-MAR-2008 13:45:35	Bright	34.500	36	50Alp UMa	1.8000	6300.0	69	31813	No
173	GOM_NL_2PRFIN20080331_140119_000000362067_00196_31813_9756.N1	31-MAR-2008 14:01:19	Bright	36.000	89	5Alp Cep	2.4510	8000.0	72	31813	No
174	GOM_NL_2PRFIN20080331_141643_000000432067_00196_31813_9757.N1	31-MAR-2008 14:16:43	Bright	43.000	61	8Eps Peg	2.1000	3900.0	86	31813	No
175	GOM_NL_2PRFIN20080331_142118_000000402067_00196_31813_9758.N1	31-MAR-2008 14:21:18	Dark	39.500	154	22Bet Aqr	2.8990	5700.0	79	31813	No
176	GOM_NL_2PRFIN20080331_142353_000000382067_00196_31813_9759.N1	31-MAR-2008 14:23:53	Dark	37.500	142	49Del Cap	2.8500	8900.0	75	31813	No
177	GOM_NL_2PRFIN20080331_142930_000000382067_00196_31813_9760.N1	31-MAR-2008 14:29:30	Dark	38.000	172	Gam Gru	3.0030	13100.	76	31813	No
178	GOM_NL_2PRFIN20080331_143607_000000382067_00196_31813_9761.N1	31-MAR-2008 14:36:07	Dark	38.000	45	Alp Pav	1.9400	26000.	76	31813	No
179	GOM_NL_2PRFIN20080331_144338_000000412067_00197_31814_9754.N1	31-MAR-2008 14:43:38	Dark	40.500	43	Alp TrA	1.9100	4250.0	81	31814	No
180	GOM_NL_2PRFIN20080331_144528_000000372067_00197_31814_9755.N1	31-MAR-2008 14:45:28	Dark	36.500	134	Bet TrA	2.8100	6600.0	73	31814	No
181	GOM_NL_2PRFIN20080331_144807_000000432067_00197_31814_9756.N1	31-MAR-2008 14:48:07	Dark	43.000	4	Alp1Cen	-0.010000	5800.0	86	31814	No
182	GOM_NL_2PRFIN20080331_145024_000000372067_00197_31814_9757.N1	31-MAR-2008 14:50:24	Straylight	37.000	12	Alp1Cru	0.77500	30000.	74	31814	No
183	GOM_NL_2PRFIN20080331_145151_000000412067_00197_31814_9758.N1	31-MAR-2008 14:51:51	Straylight	41.000	26	Gam Cru	1.6240	2900.0	82	31814	No
184	GOM_NL_2PRFIN20080331_145347_000000412067_00197_31814_9759.N1	31-MAR-2008 14:53:47	Straylight	40.500	64	Gam Cen	2.2000	10600.	81	31814	No
185	GOM_NL_2PRFIN20080331_145621_000000432067_00197_31814_9760.N1	31-MAR-2008 14:56:21	Straylight	43.000	123	lot Cen	2.7500	10200.	86	31814	No
186	GOM_NL_2PRFIN20080331_150113_000000462067_00197_31814_9761.N1	31-MAR-2008 15:01:13	Tw_i_and_stray	45.500	106	9Bet Crv	2.6480	5600.0	91	31814	No
187	GOM_NL_2PRFIN20080331_150311_000000432067_00197_31814_9762.N1	31-MAR-2008 15:03:11	Tw_i_and_stray	42.500	100	4Gam Crv	2.5800	13100.	85	31814	No
188	GOM_NL_2PRFIN20080331_151253_000000392067_00197_31814_9763.N1	31-MAR-2008 15:12:53	Bright	38.500	62	94Bet Leo	2.1360	9700.0	77	31814	No
189	GOM_NL_2PRFIN20080331_151430_000000352067_00197_31814_9764.N1	31-MAR-2008 15:14:30	Bright	34.500	96	68Del Leo	2.5600	9300.0	69	31814	No
190	GOM_NL_2PRFIN20080331_152119_000000342067_00197_31814_9765.N1	31-MAR-2008 15:21:19	Bright	34.000	174	52Psi UMa	3.0040	4400.0	68	31814	No
191	GOM_NL_2PRFIN20080331_152421_000000362067_00197_31814_9766.N1	31-MAR-2008 15:24:21	Bright	35.500	87	64Gam UMa	2.4330	11000.	71	31814	No
192	GOM_NL_2PRFIN20080331_152611_000000392067_00197_31814_9767.N1	31-MAR-2008 15:26:11	Bright	38.500	36	50Alp UMa	1.8000	6300.0	77	31814	No
193	GOM_NL_2PRFIN20080331_153413_000000352067_00197_31814_9768.N1	31-MAR-2008 15:34:13	Bright	35.000	49	1Alp UMi	1.9900	6300.0	70	31814	No
194	GOM_NL_2PRFIN20080331_154155_000000392067_00197_31814_9769.N1	31-MAR-2008 15:41:55	Bright	38.500	89	5Alp Cep	2.4510	8000.0	77	31814	No
195	GOM_NL_2PRFIN20080331_155719_000000432067_00197_31814_9770.N1	31-MAR-2008 15:57:19	Bright	42.500	61	8Eps Peg	2.1000	3900.0	85	31814	No
196	GOM_NL_2PRFIN20080331_160155_000000442067_00197_31814_9771.N1	31-MAR-2008 16:01:55	Dark	44.000	154	22Bet Aqr	2.8990	5700.0	88	31814	No
197	GOM_NL_2PRFIN20080331_160429_000000412067_00197_31814_9772.N1	31-MAR-2008 16:04:29	Dark	40.500	142	49Del Cap	2.8500	8900.0	81	31814	No
198	GOM_NL_2PRFIN20080331_161006_000000372067_00197_31814_9773.N1	31-MAR-2008 16:10:06	Dark	36.500	172	Gam Gru	3.0030	13100.	73	31814	No
199	GOM_NL_2PRFIN20080331_161643_000000382067_00197_31814_9774.N1	31-MAR-2008 16:16:43	Dark	38.000	45	Alp Pav	1.9400	26000.	76	31814	No
200	GOM_NL_2PRFIN20080331_162414_000000412067_00198_31815_9770.N1	31-MAR-2008 16:24:14	Dark	40.500	43	Alp TrA	1.9100	4250.0	81	31815	No
201	GOM_NL_2PRFIN20080331_162605_000000392067_00198_31815_9771.N1	31-MAR-2008 16:26:05	Dark	38.500	134	Bet TrA	2.8100	6600.0	77	31815	No
202	GOM_NL_2PRFIN20080331_162843_000000432067_00198_31815_9772.N1	31-MAR-2008 16:28:43	Dark	42.500	4	Alp1Cen	-0.010000	5800.0	85	31815	No
203	GOM_NL_2PRFIN20080331_163100_000000392067_00198_31815_9773.N1	31-MAR-2008 16:31:00	Straylight	38.500	12	Alp1Cru	0.77500	30000.	77	31815	No
204	GOM_NL_2PRFIN20080331_163227_000000432067_00198_31815_9774.N1	31-MAR-2008 16:32:27	Straylight	43.000	26	Gam Cru	1.6240	2900.0	86	31815	No
205	GOM_NL_2PRFIN20080331_163423_000000402067_00198_31815_9775.N1	31-MAR-2008 16:34:23	Straylight	40.000	64	Gam Cen	2.2000	10600.	80	31815	No
206	GOM_NL_2PRFIN20080331_163657_000000432067_00198_31815_9776.N1	31-MAR-2008 16:36:57	Straylight	43.000	123	lot Cen	2.7500	10200.	86	31815	No
207	GOM_NL_2PRFIN20080331_164149_000000452067_00198_31815_9777.N1	31-MAR-2008 16:41:49	Tw_i_and_stray	45.000	106	9Bet Crv	2.6480	5600.0	90	31815	No
208	GOM_NL_2PRFIN20080331_164347_000000422067_00198_31815_9778.N1	31-MAR-2008 16:43:47	Tw_i_and_stray	42.000	100	4Gam Crv	2.5800	13100.	84	31815	No
209	GOM_NL_2PRFIN20080331_165329_000000382067_00198_31815_9779.N1	31-MAR-2008 16:53:29	Bright	38.000	62	94Bet Leo	2.1360	9700.0	76	31815	No
210	GOM_NL_2PRFIN20080331_165506_000000402067_00198_31815_9780.N1	31-MAR-2008 16:55:06	Bright	40.000	96	68Del Leo	2.5600	9300.0	80	31815	No
211	GOM_NL_2PRFIN20080331_170155_000000362067_00198_31815_9781.N1	31-MAR-2008 17:01:55	Bright	35.500	174	52Psi UMa	3.0040	4400.0	71	31815	No
212	GOM_NL_2PRFIN20080331_170457_000000372067_00198_31815_9782.N1	31-MAR-2008 17:04:57	Bright	37.000	87	64Gam UMa	2.4330	11000.	74	31815	No
213	GOM_NL_2PRFIN20080331_170646_000000382067_00198_31815_9783.N1	31-MAR-2008 17:06:46	Bright	37.500	36	50Alp UMa	1.8000	6300.0	75	31815	No
214	GOM_NL_2PRFIN20080331_171448_000000362067_00198_31815_9784.N1	31-MAR-2008 17:14:48	Bright	35.500	49	1Alp UMi	1.9900	6300.0	71	31815	No
215	GOM_NL_2PRFIN20080331_172230_000000352067_00198_31815_9785.N1	31-MAR-2008 17:22:30	Bright	35.000	89	5Alp Cep	2.4510	8000.0	70	31815	No
216	GOM_NL_2PRFIN20080331_173756_000000452067_00198_31815_9786.N1	31-MAR-2008 17:37:56	Bright	44.500	61	8Eps Peg	2.1000	3900.0	89	31815	No
217	GOM_NL_2PRFIN20080331_174231_000000432067_00198_31815_9787.N1	31-MAR-2008 17:42:31	Dark	42.500	154	22Bet Aqr	2.8990	5700.0	85	31815	No
218	GOM_NL_2PRFIN20080331_174506_000000412067_00198_31815_9788.N1	31-MAR-2008 17:45:06	Dark	40.500	142	49Del Cap	2.8500	8900.0	81	31815	No
219	GOM_NL_2PRFIN20080331_175042_000000372067_00198_31815_9789.N1	31-MAR-2008 17:50:42	Dark	36.500	172	Gam Gru	3.0030	13100.	73	31815	No



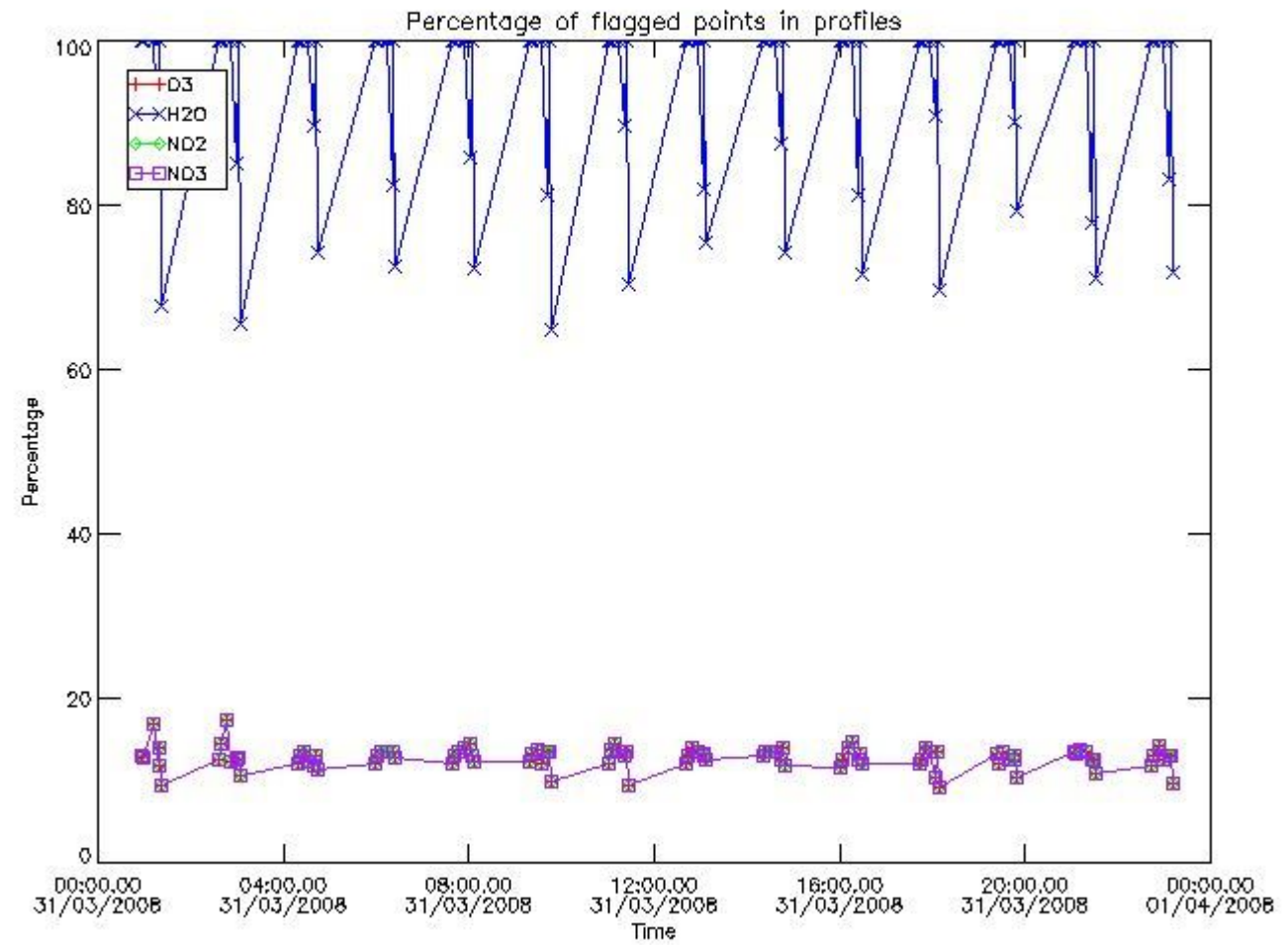
220	GOM_NL__2PRFIN20080331_175720_00000382067_00198_31815_9790.N1	31-MAR-2008 17:57:20	Dark	38.000	45	Alp Pav	1.9400	26000.	76	31815	No
221	GOM_NL__2PRFIN20080331_180451_00000502067_00199_31816_9783.N1	31-MAR-2008 18:04:51	Dark	49.500	43	Alp TrA	1.9100	4250.0	99	31816	No
222	GOM_NL__2PRFIN20080331_180641_00000382067_00199_31816_9784.N1	31-MAR-2008 18:06:41	Dark	38.000	134	Bet TrA	2.8100	6600.0	76	31816	No
223	GOM_NL__2PRFIN20080331_180920_00000552067_00199_31816_9785.N1	31-MAR-2008 18:09:20	Dark	55.000	4	Alp1Cen	-0.010000	5800.0	110	31816	No
224	GOM_NL__2PRFIN20080331_181137_00000422067_00199_31816_9786.N1	31-MAR-2008 18:11:37	Straylight	42.000	12	Alp1Cru	0.77500	30000.	84	31816	No
225	GOM_NL__2PRFIN20080331_181303_00000442067_00199_31816_9787.N1	31-MAR-2008 18:13:03	Straylight	44.000	26	Gam Cru	1.6240	2900.0	88	31816	No
226	GOM_NL__2PRFIN20080331_181500_00000412067_00199_31816_9788.N1	31-MAR-2008 18:15:00	Straylight	40.500	64	Gam Cen	2.2000	10600.	81	31816	No
227	GOM_NL__2PRFIN20080331_181734_00000442067_00199_31816_9789.N1	31-MAR-2008 18:17:34	Straylight	44.000	123	lot Cen	2.7500	10200.	88	31816	No
228	GOM_NL__2PRFIN20080331_182225_00000442067_00199_31816_9790.N1	31-MAR-2008 18:22:25	TwI_and_stray	44.000	106	9Bet Crv	2.6480	5600.0	88	31816	No
229	GOM_NL__2PRFIN20080331_182423_00000442067_00199_31816_9791.N1	31-MAR-2008 18:24:23	TwI_and_stray	43.500	100	4Gam Crv	2.5800	13100.	87	31816	No
230	GOM_NL__2PRFIN20080331_183405_00000382067_00199_31816_9792.N1	31-MAR-2008 18:34:05	Bright	38.000	62	94Bet Leo	2.1360	9700.0	76	31816	No
231	GOM_NL__2PRFIN20080331_183542_00000432067_00199_31816_9793.N1	31-MAR-2008 18:35:42	Bright	43.000	96	68Del Leo	2.5600	9300.0	86	31816	No
232	GOM_NL__2PRFIN20080331_184231_00000382067_00199_31816_9794.N1	31-MAR-2008 18:42:31	Bright	38.000	174	52Psi UMa	3.0040	4400.0	76	31816	No
233	GOM_NL__2PRFIN20080331_184533_00000372067_00199_31816_9795.N1	31-MAR-2008 18:45:33	Bright	36.500	87	64Gam UMa	2.4330	11000.	73	31816	No
234	GOM_NL__2PRFIN20080331_184722_00000382067_00199_31816_9796.N1	31-MAR-2008 18:47:22	Bright	38.000	36	50Alp UMa	1.8000	6300.0	76	31816	No
235	GOM_NL__2PRFIN20080331_185524_00000352067_00199_31816_9797.N1	31-MAR-2008 18:55:24	Bright	35.000	49	1Alp UMi	1.9900	6300.0	70	31816	No
236	GOM_NL__2PRFIN20080331_190306_00000352067_00199_31816_9798.N1	31-MAR-2008 19:03:06	Bright	35.000	89	5Alp Cep	2.4510	8000.0	70	31816	No
237	GOM_NL__2PRFIN20080331_191832_00000452067_00199_31816_9799.N1	31-MAR-2008 19:18:32	TwI_and_stray	45.000	61	8Eps Peg	2.1000	3900.0	90	31816	No
238	GOM_NL__2PRFIN20080331_192307_00000422067_00199_31816_9800.N1	31-MAR-2008 19:23:07	Dark	42.000	154	22Bet Aqr	2.8990	5700.0	84	31816	No
239	GOM_NL__2PRFIN20080331_192542_00000422067_00199_31816_9801.N1	31-MAR-2008 19:25:42	Dark	42.000	142	49Del Cap	2.8500	8900.0	84	31816	No
240	GOM_NL__2PRFIN20080331_193118_00000382067_00199_31816_9802.N1	31-MAR-2008 19:31:18	Dark	37.500	172	Gam Gru	3.0030	13100.	75	31816	No
241	GOM_NL__2PRFIN20080331_193756_00000412067_00199_31816_9803.N1	31-MAR-2008 19:37:56	Dark	40.500	45	Alp Pav	1.9400	26000.	81	31816	No
242	GOM_NL__2PRFIN20080331_194527_00000412067_00200_31817_9794.N1	31-MAR-2008 19:45:27	Dark	41.000	43	Alp TrA	1.9100	4250.0	82	31817	No
243	GOM_NL__2PRFIN20080331_194718_00000392067_00200_31817_9795.N1	31-MAR-2008 19:47:18	Dark	39.000	134	Bet TrA	2.8100	6600.0	78	31817	No
244	GOM_NL__2PRFIN20080331_194956_00000542067_00200_31817_9796.N1	31-MAR-2008 19:49:56	Dark	53.500	4	Alp1Cen	-0.010000	5800.0	107	31817	No
245	GOM_NL__2PRFIN20080331_195213_00000372067_00200_31817_9797.N1	31-MAR-2008 19:52:13	Straylight	37.000	12	Alp1Cru	0.77500	30000.	74	31817	No
246	GOM_NL__2PRFIN20080331_195340_00000512067_00200_31817_9798.N1	31-MAR-2008 19:53:40	Straylight	50.500	26	Gam Cru	1.6240	2900.0	101	31817	No
247	GOM_NL__2PRFIN20080331_195536_00000412067_00200_31817_9799.N1	31-MAR-2008 19:55:36	Straylight	40.500	64	Gam Cen	2.2000	10600.	81	31817	No
248	GOM_NL__2PRFIN20080331_195810_00000432067_00200_31817_9800.N1	31-MAR-2008 19:58:10	Straylight	43.000	123	lot Cen	2.7500	10200.	86	31817	No
249	GOM_NL__2PRFIN20080331_200301_00000452067_00200_31817_9801.N1	31-MAR-2008 20:03:01	TwI_and_stray	44.500	106	9Bet Crv	2.6480	5600.0	89	31817	No
250	GOM_NL__2PRFIN20080331_200459_00000422067_00200_31817_9802.N1	31-MAR-2008 20:04:59	TwI_and_stray	42.000	100	4Gam Crv	2.5800	13100.	84	31817	No
251	GOM_NL__2PRFIN20080331_201441_00000382067_00200_31817_9803.N1	31-MAR-2008 20:14:41	Bright	38.000	62	94Bet Leo	2.1360	9700.0	76	31817	No
252	GOM_NL__2PRFIN20080331_201617_00000362067_00200_31817_9804.N1	31-MAR-2008 20:16:17	Bright	35.500	96	68Del Leo	2.5600	9300.0	71	31817	No
253	GOM_NL__2PRFIN20080331_202306_00000352067_00200_31817_9805.N1	31-MAR-2008 20:23:06	Bright	34.500	174	52Psi UMa	3.0040	4400.0	69	31817	No
254	GOM_NL__2PRFIN20080331_202608_00000372067_00200_31817_9806.N1	31-MAR-2008 20:26:08	Bright	37.000	87	64Gam UMa	2.4330	11000.	74	31817	No
255	GOM_NL__2PRFIN20080331_202758_00000392067_00200_31817_9807.N1	31-MAR-2008 20:27:58	Bright	38.500	36	50Alp UMa	1.8000	6300.0	77	31817	No
256	GOM_NL__2PRFIN20080331_203600_00000522067_00200_31817_9808.N1	31-MAR-2008 20:36:00	Bright	52.000	49	1Alp UMi	1.9900	6300.0	104	31817	No
257	GOM_NL__2PRFIN20080331_204342_00000362067_00200_31817_9809.N1	31-MAR-2008 20:43:42	Bright	36.000	89	5Alp Cep	2.4510	8000.0	72	31817	No
258	GOM_NL__2PRFIN20080331_205908_00000452067_00200_31817_9810.N1	31-MAR-2008 20:59:08	TwI_and_stray	45.000	61	8Eps Peg	2.1000	3900.0	90	31817	No
259	GOM_NL__2PRFIN20080331_210344_00000422067_00200_31817_9811.N1	31-MAR-2008 21:03:44	Dark	41.500	154	22Bet Aqr	2.8990	5700.0	83	31817	No
260	GOM_NL__2PRFIN20080331_210618_00000392067_00200_31817_9812.N1	31-MAR-2008 21:06:18	Dark	38.500	142	49Del Cap	2.8500	8900.0	77	31817	No
261	GOM_NL__2PRFIN20080331_211154_00000372067_00200_31817_9813.N1	31-MAR-2008 21:11:54	Dark	37.000	172	Gam Gru	3.0030	13100.	74	31817	No
262	GOM_NL__2PRFIN20080331_211832_00000382067_00200_31817_9814.N1	31-MAR-2008 21:18:32	Dark	37.500	45	Alp Pav	1.9400	26000.	75	31817	No
263	GOM_NL__2PRFIN20080331_212603_00000412067_00201_31818_9817.N1	31-MAR-2008 21:26:03	Dark	41.000	43	Alp TrA	1.9100	4250.0	82	31818	No
264	GOM_NL__2PRFIN20080331_212754_00000412067_00201_31818_9818.N1	31-MAR-2008 21:27:54	Dark	40.500	134	Bet TrA	2.8100	6600.0	81	31818	No
265	GOM_NL__2PRFIN20080331_213033_00000472067_00201_31818_9819.N1	31-MAR-2008 21:30:33	Dark	47.000	4	Alp1Cen	-0.010000	5800.0	94	31818	No
266	GOM_NL__2PRFIN20080331_213249_00000392067_00201_31818_9820.N1	31-MAR-2008 21:32:49	Straylight	39.000	12	Alp1Cru	0.77500	30000.	78	31818	No
267	GOM_NL__2PRFIN20080331_213416_00000522067_00201_31818_9821.N1	31-MAR-2008 21:34:16	Straylight	52.000	26	Gam Cru	1.6240	2900.0	104	31818	No
268	GOM_NL__2PRFIN20080331_213612_00000422067_00201_31818_9822.N1	31-MAR-2008 21:36:12	Straylight	41.500	64	Gam Cen	2.2000	10600.	83	31818	No
269	GOM_NL__2PRFIN20080331_213846_00000412067_00201_31818_9823.N1	31-MAR-2008 21:38:46	Straylight	41.000	123	lot Cen	2.7500	10200.	82	31818	No
270	GOM_NL__2PRFIN20080331_214337_00000452067_00201_31818_9824.N1	31-MAR-2008 21:43:37	TwI_and_stray	45.000	106	9Bet Crv	2.6480	5600.0	90	31818	No
271	GOM_NL__2PRFIN20080331_214535_00000422067_00201_31818_9825.N1	31-MAR-2008 21:45:35	TwI_and_stray	41.500	100	4Gam Crv	2.5800	13100.	83	31818	No
272	GOM_NL__2PRFIN20080331_215517_00000392067_00201_31818_9826.N1	31-MAR-2008 21:55:17	Bright	39.000	62	94Bet Leo	2.1360	9700.0	78	31818	No
273	GOM_NL__2PRFIN20080331_215653_00000362067_00201_31818_9827.N1	31-MAR-2008 21:56:53	Bright	35.500	96	68Del Leo	2.5600	9300.0	71	31818	No
274	GOM_NL__2PRFIN20080331_220342_00000412067_00201_31818_9828.N1	31-MAR-2008 22:03:42	Bright	41.000	174	52Psi UMa	3.0040	4400.0	82	31818	No
275	GOM_NL__2PRFIN20080331_220644_00000382067_00201_31818_9829.N1	31-MAR-2008 22:06:44	Bright	37.500	87	64Gam UMa	2.4330	11000.	75	31818	No
276	GOM_NL__2PRFIN20080331_220834_00000382067_00201_31818_9830.N1	31-MAR-2008 22:08:34	Bright	38.000	36	50Alp UMa	1.8000	6300.0	76	31818	No
277	GOM_NL__2PRFIN20080331_221636_00000362067_00201_31818_9831.N1	31-MAR-2008 22:16:36	Bright	35.500	49	1Alp UMi	1.9900	6300.0	71	31818	No
278	GOM_NL__2PRFIN20080331_222418_00000372067_00201_31818_9832.N1	31-MAR-2008 22:24:18	Bright	36.500	89	5Alp Cep	2.4510	8000.0	73	31818	No

279	GOM_NL__2PRFIN20080331_223944_000000472067_00201_31818_9833.N1	31-MAR-2008 22:39:44	Twilight	46.500	61	8Eps Peg	2.1000	3900.0	93	31818	No
280	GOM_NL__2PRFIN20080331_224420_000000432067_00201_31818_9834.N1	31-MAR-2008 22:44:20	Dark	43.000	154	22Bet Aqr	2.8990	5700.0	86	31818	No
281	GOM_NL__2PRFIN20080331_224654_000000402067_00201_31818_9835.N1	31-MAR-2008 22:46:54	Dark	39.500	142	49Del Cap	2.8500	8900.0	79	31818	No
282	GOM_NL__2PRFIN20080331_225230_000000362067_00201_31818_9836.N1	31-MAR-2008 22:52:30	Dark	36.000	172	Gam Gru	3.0030	13100.	72	31818	No
283	GOM_NL__2PRFIN20080331_225909_000000412067_00201_31818_9837.N1	31-MAR-2008 22:59:09	Dark	40.500	45	Alp Pav	1.9400	26000.	81	31818	No
284	GOM_NL__2PRFIN20080331_230639_000000392067_00202_31819_9827.N1	31-MAR-2008 23:06:39	Dark	39.000	43	Alp TrA	1.9100	4250.0	78	31819	No
285	GOM_NL__2PRFIN20080331_230830_000000392067_00202_31819_9828.N1	31-MAR-2008 23:08:30	Dark	39.000	134	Bet TrA	2.8100	6600.0	78	31819	No
286	GOM_NL__2PRFIN20080331_231109_000000542067_00202_31819_9829.N1	31-MAR-2008 23:11:09	Dark	53.500	4	Alp1Cen	-0.010000	5800.0	107	31819	No
287	GOM_NL__2PRFIN20080331_231325_000000462067_00202_31819_9830.N1	31-MAR-2008 23:13:25	Straylight	46.000	12	Alp1Cru	0.77500	30000.	92	31819	No
288	GOM_NL__2PRFIN20080331_231452_000000522067_00202_31819_9831.N1	31-MAR-2008 23:14:52	Straylight	51.500	26	Gam Cru	1.6240	2900.0	103	31819	No
289	GOM_NL__2PRFIN20080331_231648_000000392067_00202_31819_9832.N1	31-MAR-2008 23:16:48	Straylight	39.000	64	Gam Cen	2.2000	10600.	78	31819	No
290	GOM_NL__2PRFIN20080331_231922_000000442067_00202_31819_9833.N1	31-MAR-2008 23:19:22	Straylight	44.000	123	lot Cen	2.7500	10200.	88	31819	No
291	GOM_NL__2PRFIN20080331_232413_000000472067_00202_31819_9834.N1	31-MAR-2008 23:24:13	Twilight	46.500	106	9Bet Crv	2.6480	5600.0	93	31819	No
292	GOM_NL__2PRFIN20080331_232611_000000442067_00202_31819_9835.N1	31-MAR-2008 23:26:11	Twilight	44.000	100	4Gam Crv	2.5800	13100.	88	31819	No
293	GOM_NL__2PRFIN20080331_233553_000000382067_00202_31819_9836.N1	31-MAR-2008 23:35:53	Bright	37.500	62	94Bet Leo	2.1360	9700.0	75	31819	No
294	GOM_NL__2PRFIN20080331_233729_000000372067_00202_31819_9837.N1	31-MAR-2008 23:37:29	Bright	36.500	96	68Del Leo	2.5600	9300.0	73	31819	No
295	GOM_NL__2PRFIN20080331_234418_000000342067_00202_31819_9838.N1	31-MAR-2008 23:44:18	Bright	33.500	174	52Psi UMa	3.0040	4400.0	67	31819	No
296	GOM_NL__2PRFIN20080331_234719_000000372067_00202_31819_9839.N1	31-MAR-2008 23:47:19	Bright	36.500	87	64Gam UMa	2.4330	11000.	73	31819	No
297	GOM_NL__2PRFIN20080331_234910_000000372067_00202_31819_9840.N1	31-MAR-2008 23:49:10	Bright	37.000	36	50Alp UMa	1.8000	6300.0	74	31819	No
298	GOM_NL__2PRFIN20080331_235712_000000352067_00202_31819_9841.N1	31-MAR-2008 23:57:12	Bright	35.000	49	1Alp UMi	1.9900	6300.0	70	31819	No

### 3. Quality information per product

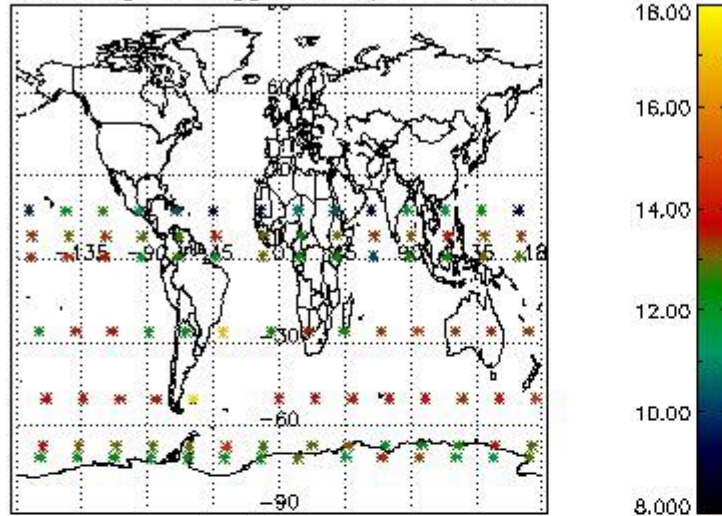
In this section it is plotted some information contained in the Quality Summary data set of the level 2 products. Only products in dark limb conditions and without errors (error flag in the MPH set to "0") are used.

#### 3.1 Plot quality information per product (time dependant)

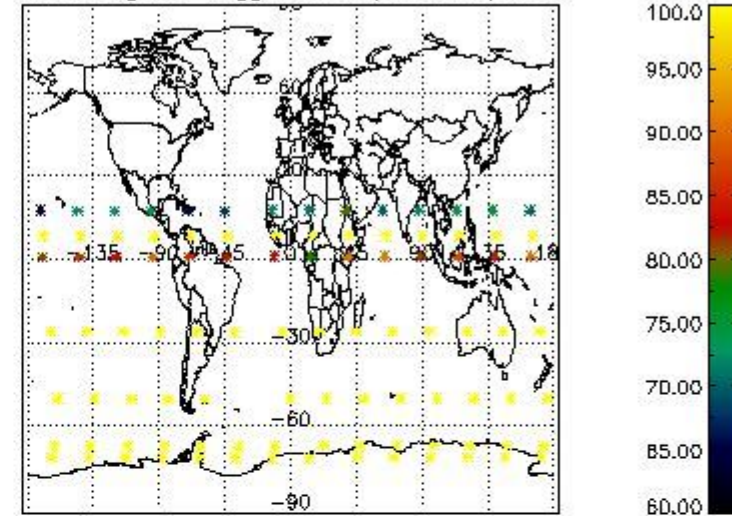


3.2 Plot quality information per product (world map)

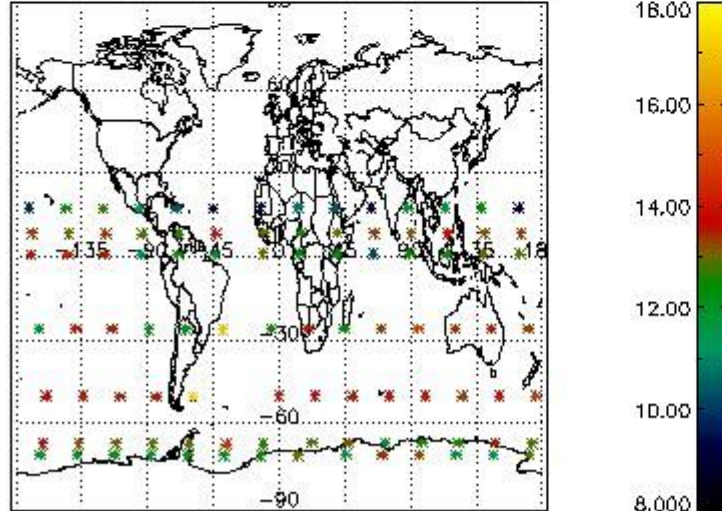
Percentage of flagged data per O3 profile



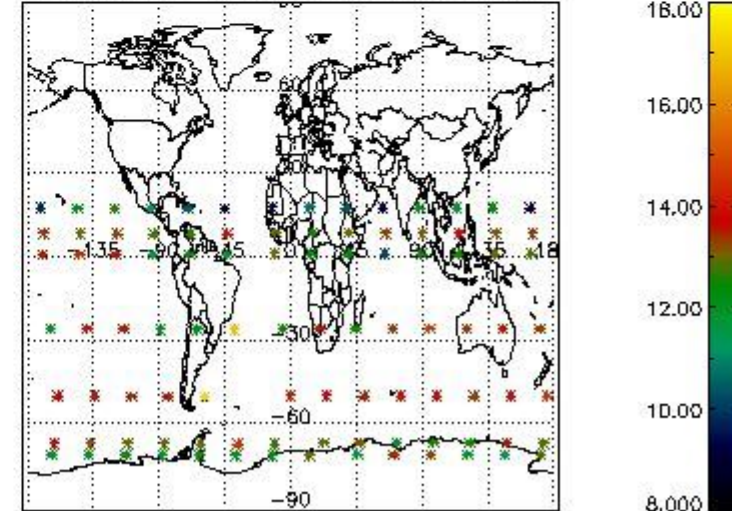
Percentage of flagged data per H2O profile



Percentage of flagged data per NO2 profile



Percentage of flagged data per NO3 profile

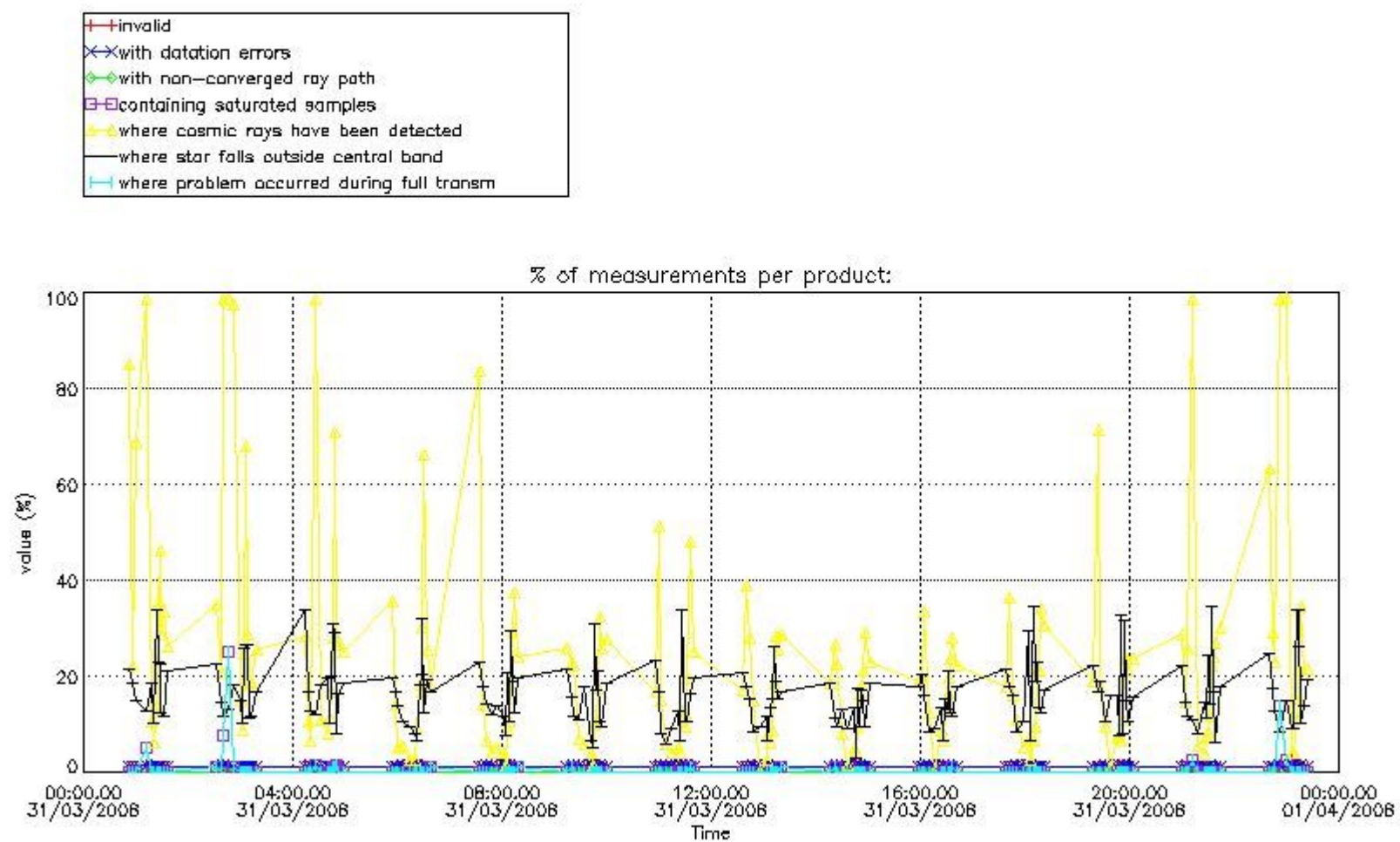


#### 4. Level 1 quality information per product

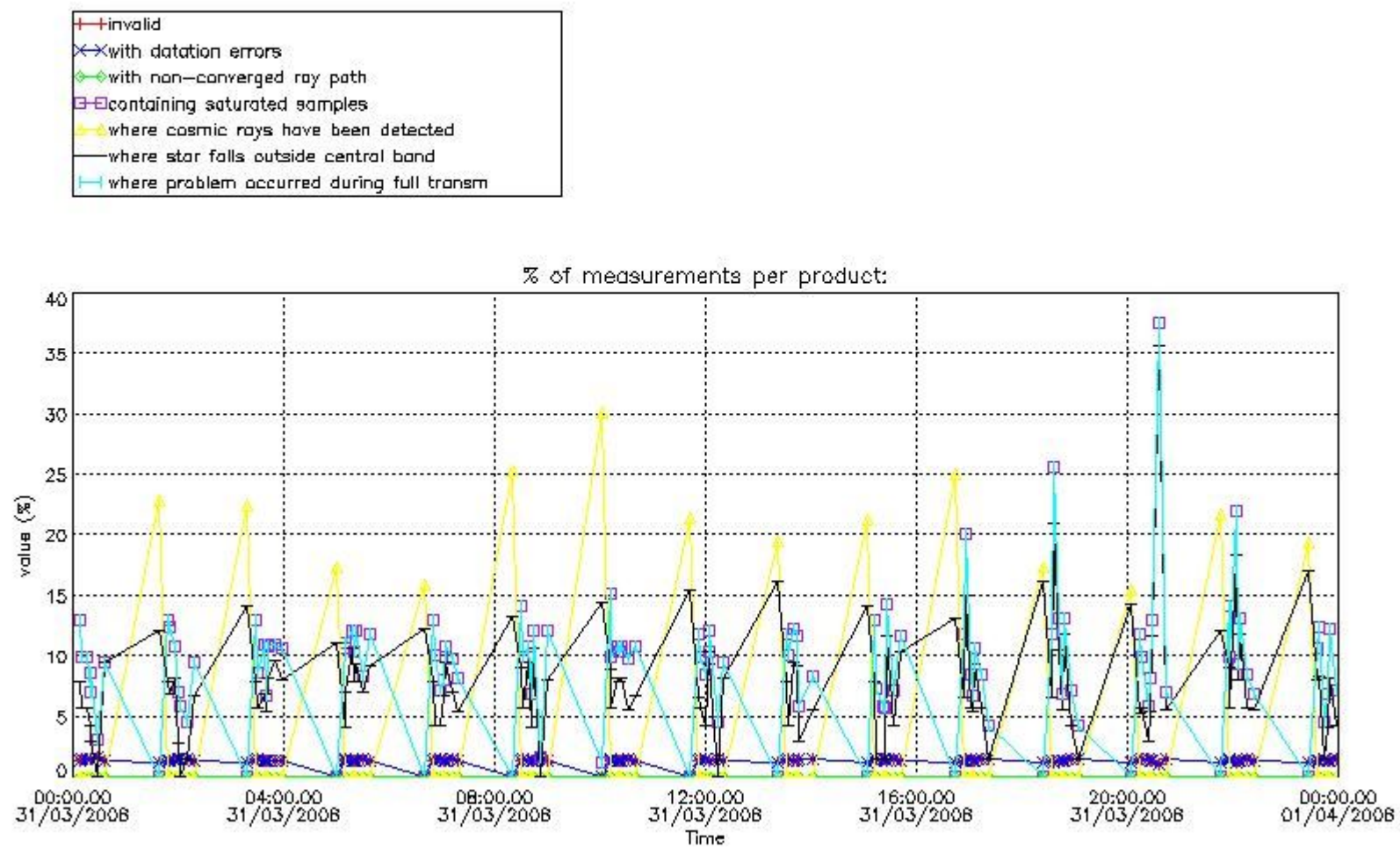
In this section it is plotted some information contained in the Quality Summary data set of the level 2 products that comes from the level 1b processing. Products without errors (error flag in the MPH set to "0") are used.

##### 4.1 Plot quality information per product (time dependant) coming from level 1b processing

##### 4.1.1 Plot level 1 quality information per product (time dependant): ENVISAT ASCENDING passes

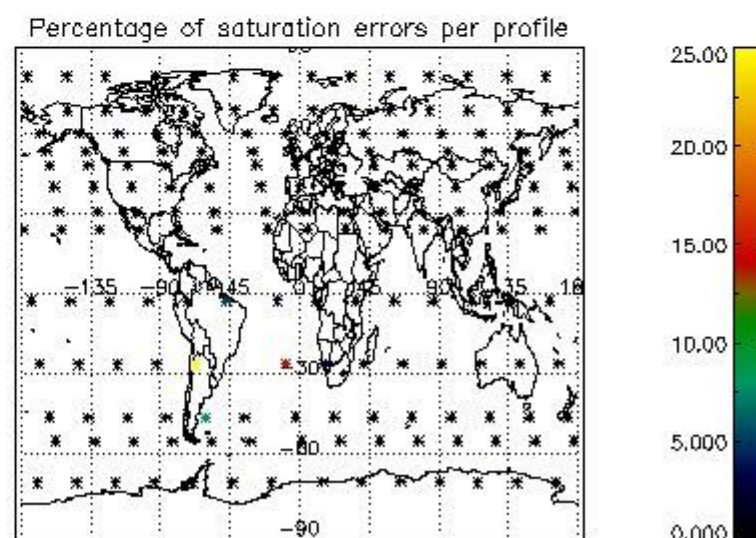
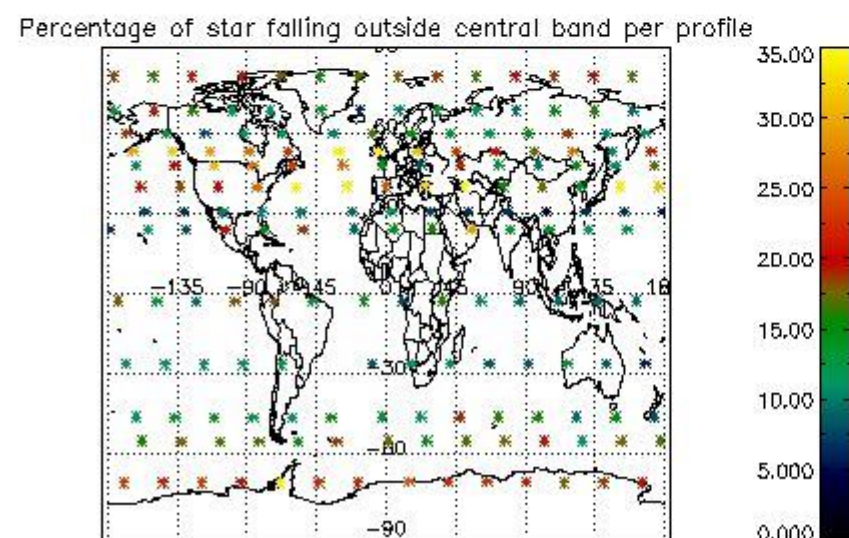
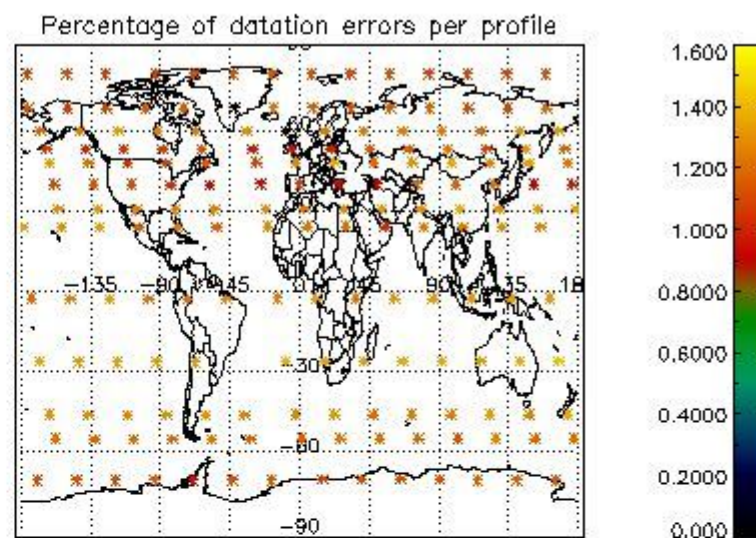
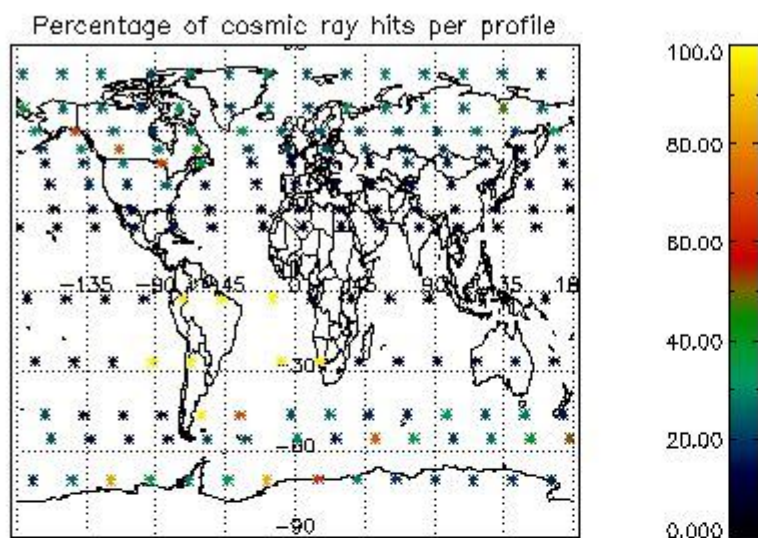


4.1.2 Plot level 1 quality information per product (time dependant): ENVI SAT DESCENDING passes



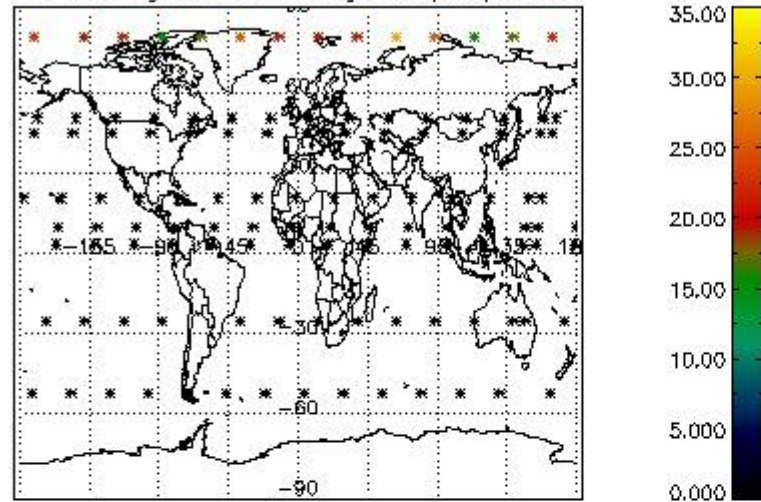
4.2 Plot quality information per product coming from level 1b processing (world map)

4.2.1 Plot level 1 quality information per product (world map): ENVISAT ASCENDING passes

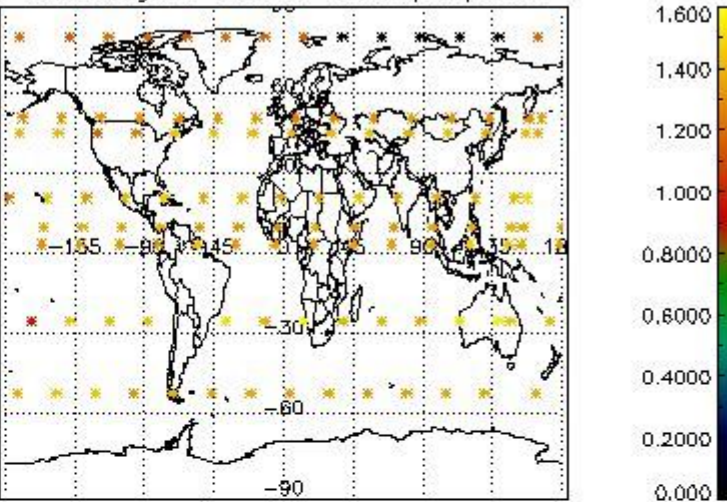


4.2.2 Plot level 1 quality information per product (world map): ENVISAT DESCENDING passes

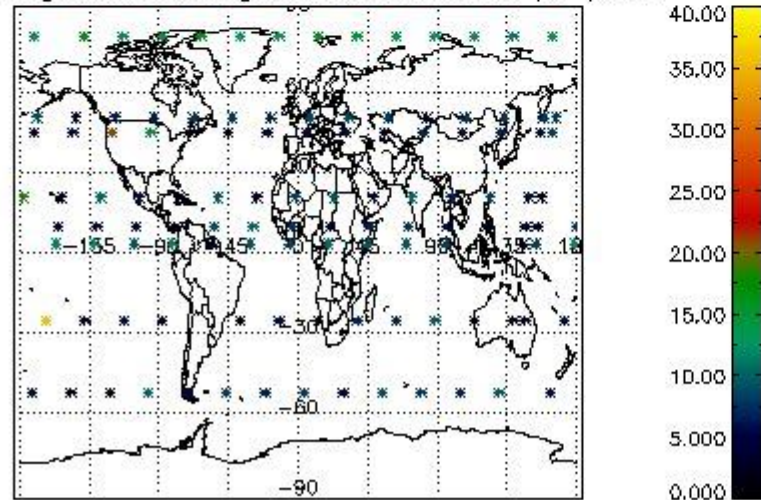
Percentage of cosmic ray hits per profile



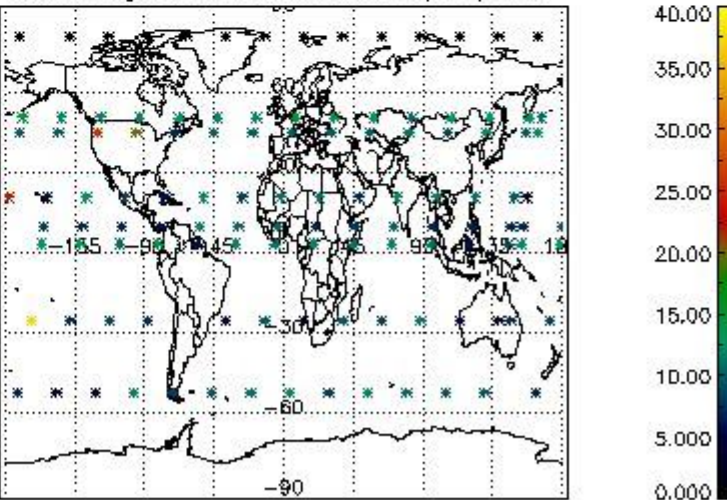
Percentage of datation errors per profile



Percentage of star falling outside central band per profile



Percentage of saturation errors per profile



## 5. Trace gas profiles

### 5.1 Ozone statistics based on quality of products

The final quality of the products can be "measured" using the STD (Standard Deviation) attached to every point profile. This information is written to the parameter GOM\_NL\_\_2P/NL\_LOCAL\_SPECIES\_DENSITY/o3\_std of the level 2 products. The table below shows the statistics for given STD ranges.

The statistics are given with respect to the overall valid production:

- Products without fatal errors: GOM\_NL\_\_2P/MPH/PRODUCT\_ERR=0
- Valid point profile: GOM\_NL\_\_2P/NL\_LOCAL\_SPECIES\_DENSITY/pcd(0)=0

The 'Criteria' is applied to valid points of dark limb products:

- Products in dark limb illumination condition: GOM\_NL\_\_2P/NL\_SUMMARY\_QUALITY/obs\_ill\_cond=0
- Products without fatal errors: GOM\_NL\_\_2P/MPH/PRODUCT\_ERR=0
- Valid point profile: GOM\_NL\_\_2P/NL\_LOCAL\_SPECIES\_DENSITY/pcd(0)=0

So, the table below shows the percentage of dark limb and valid observations for each criteria with respect to the overall valid daily observations.

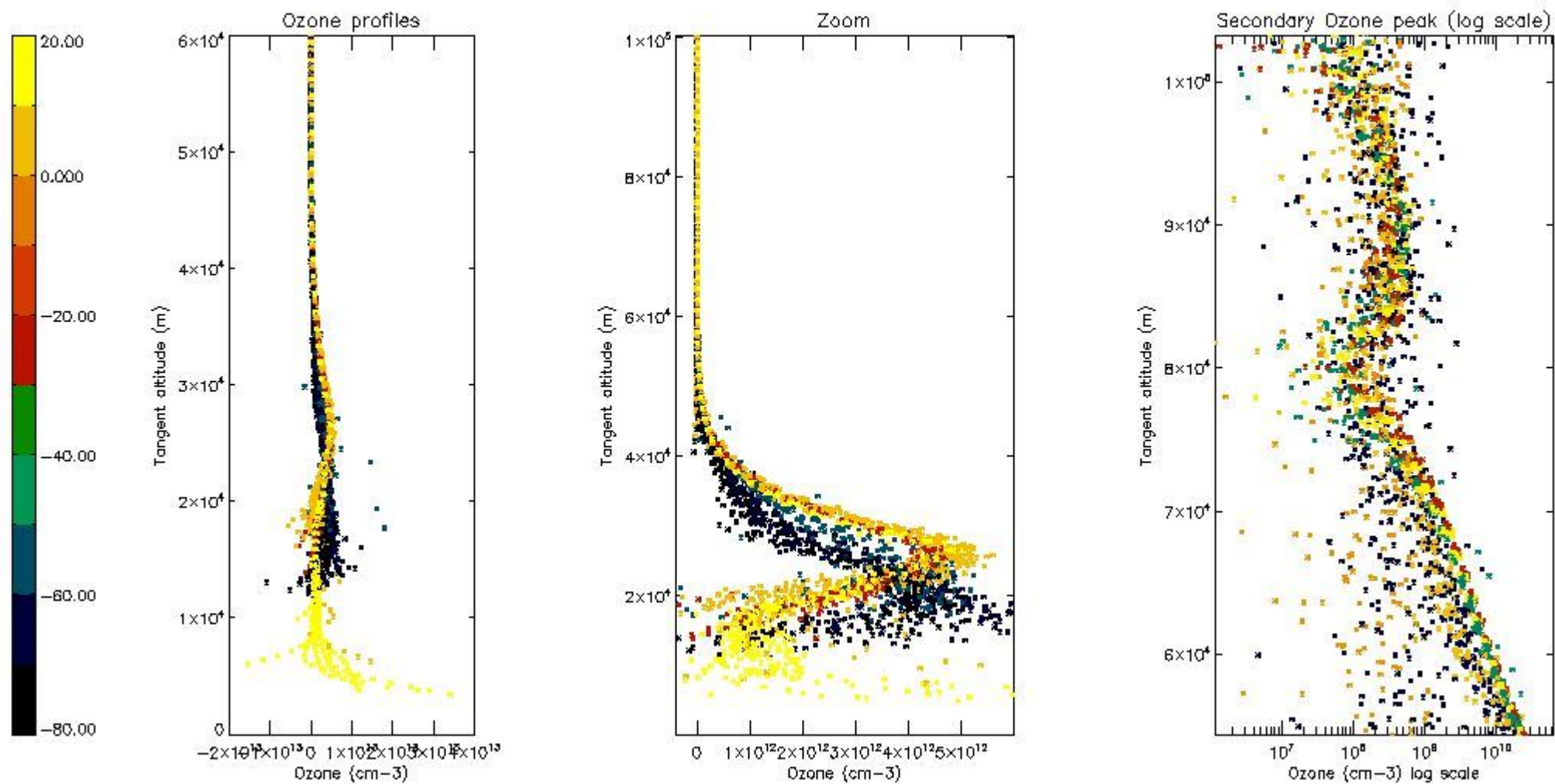
Criteria	% of total production
All STD	33
STD < 20	15



STD < 10	10
STD < 5	5

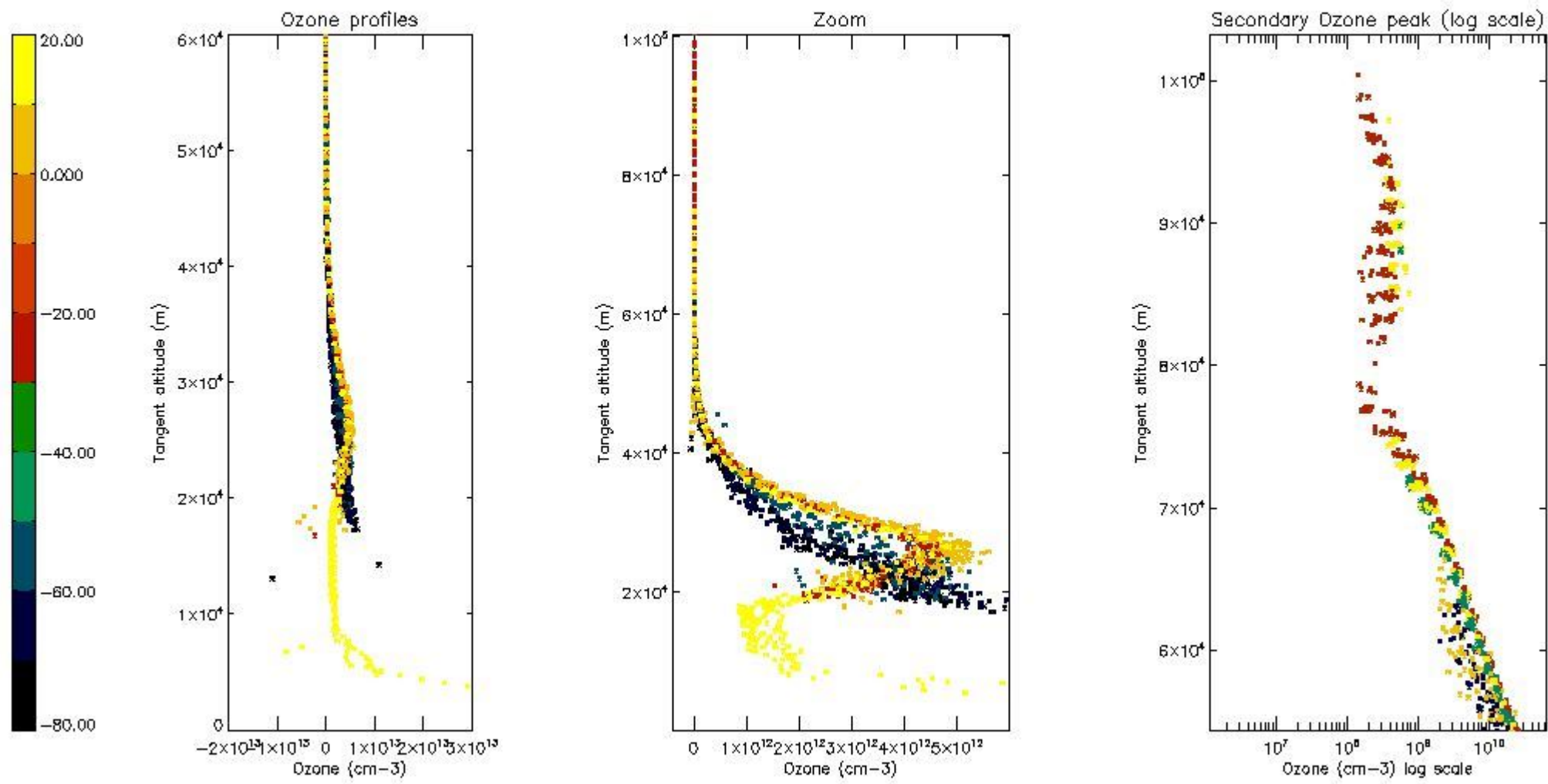
5.2 Plot ozone profiles for all STD (dark without errors)

The colorbar represents the latitude.



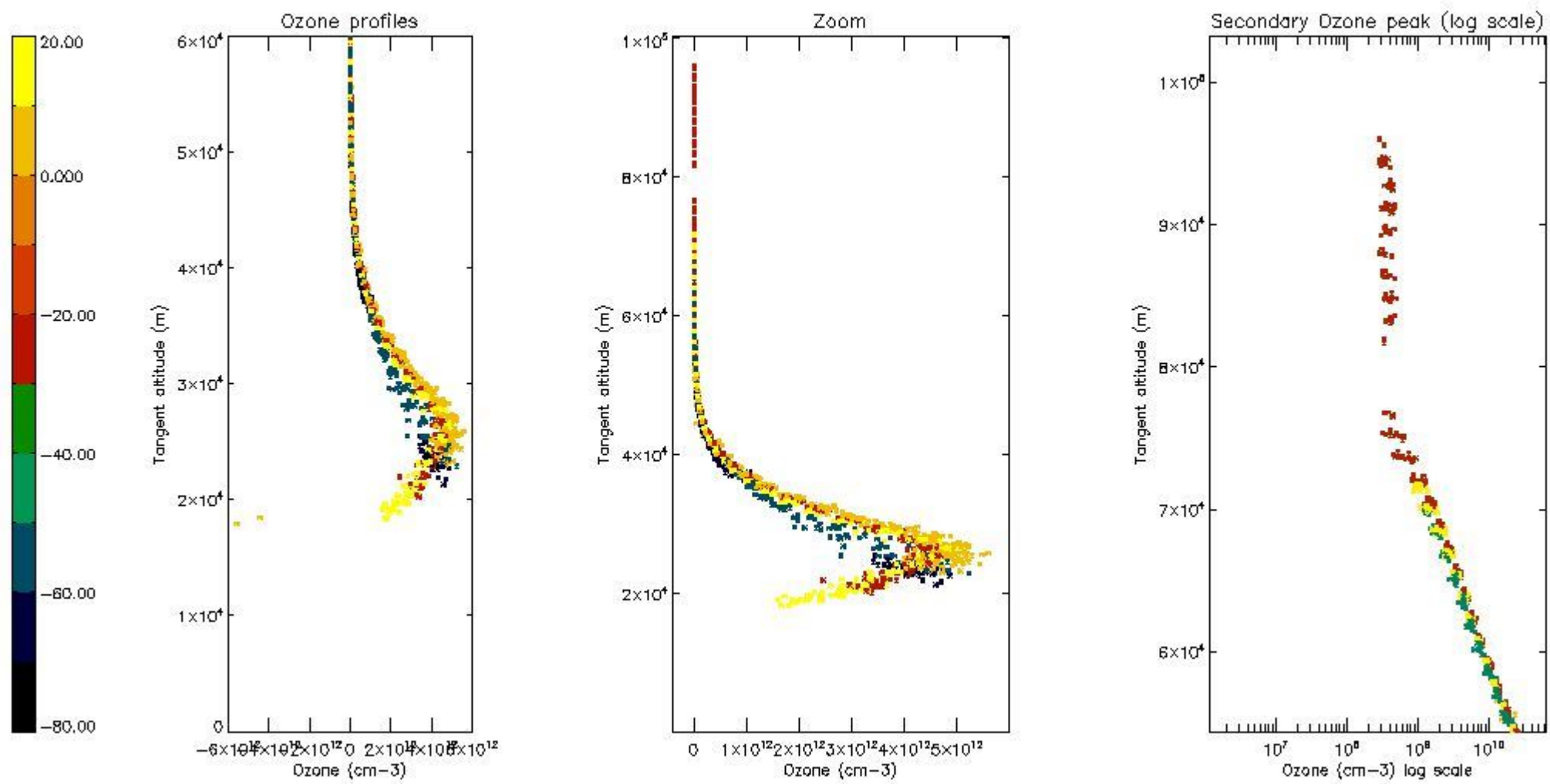
5.3 Plot ozone profiles where STD < 20% (dark without errors)

The colorbar represents the latitude.



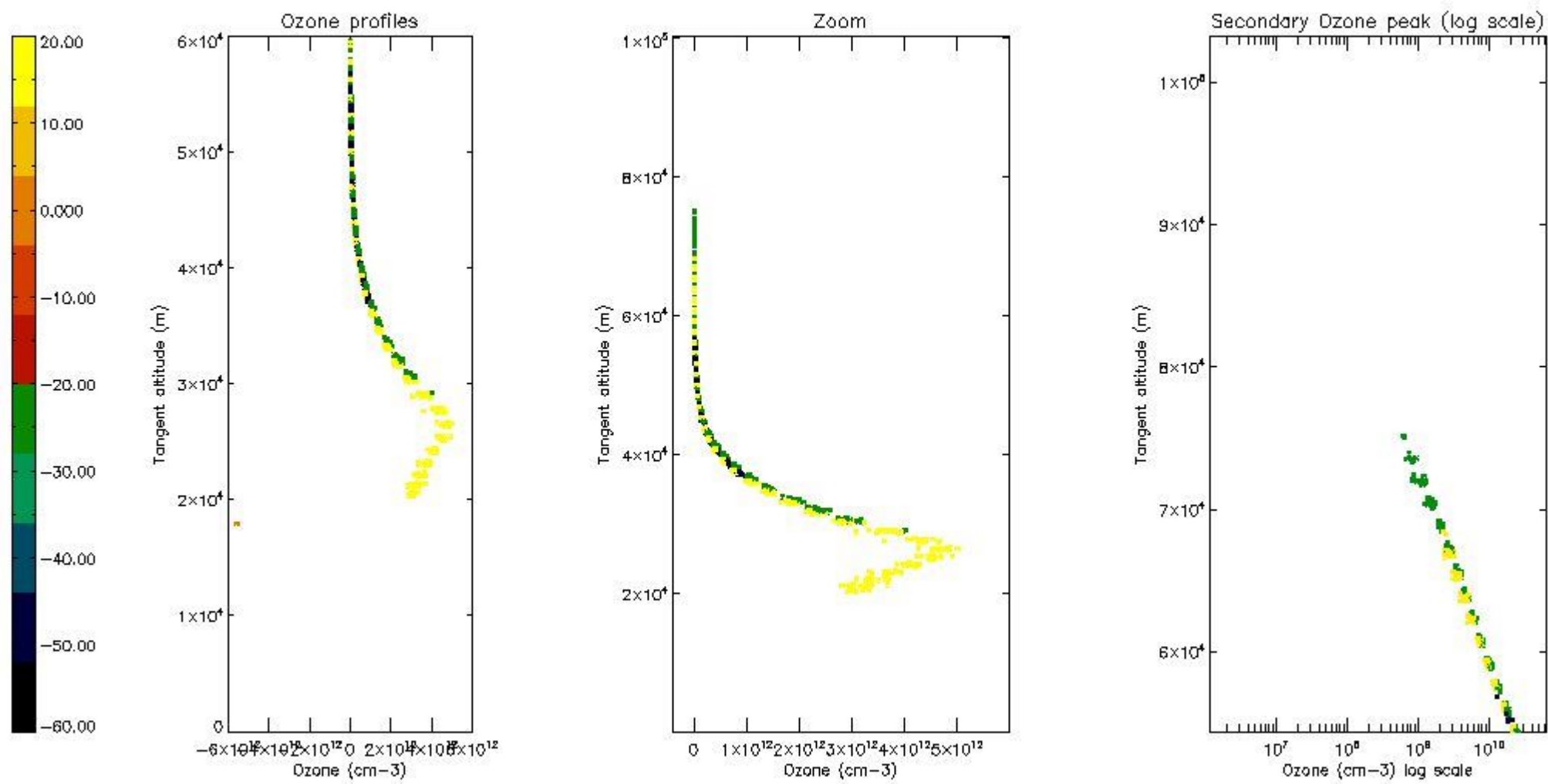
*5.4 Plot ozone profiles where STD < 10% (dark without errors)*

The colorbar represents the latitude.



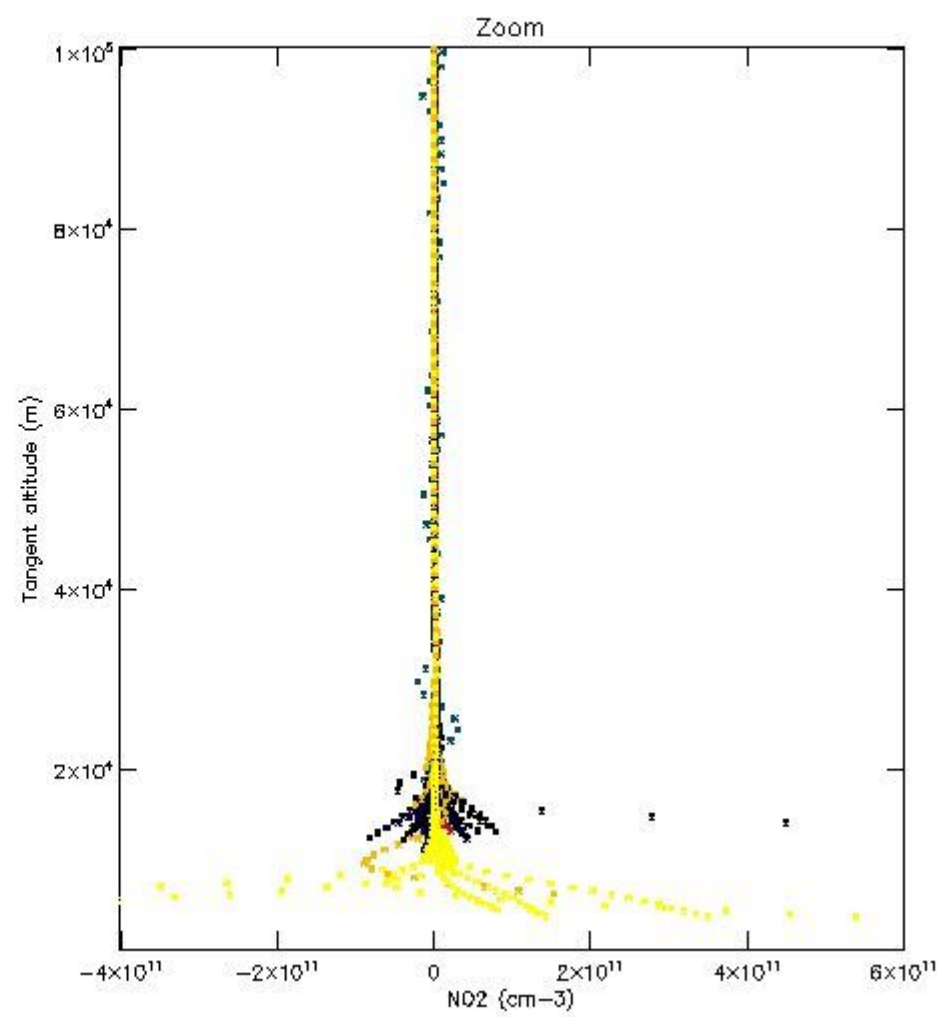
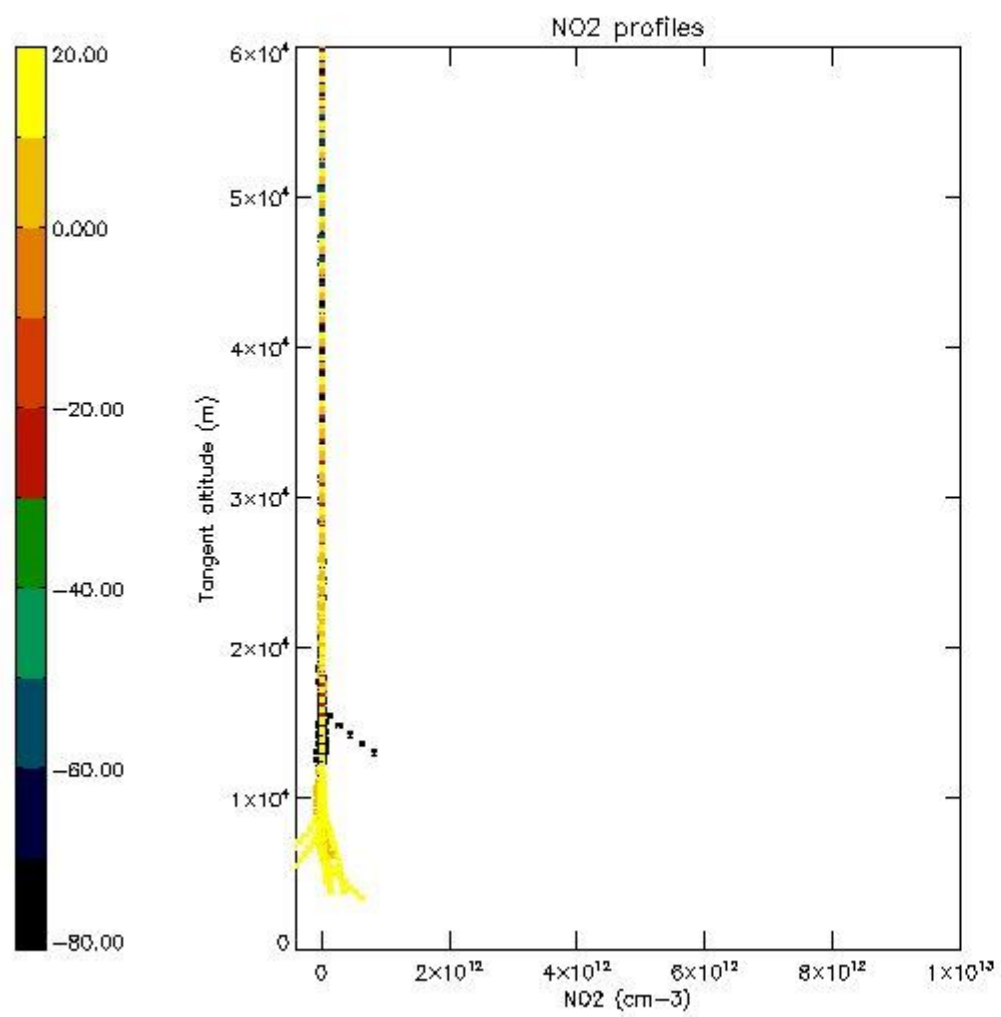
*5.5 Plot ozone profiles where STD < 5% (dark without errors)*

The colorbar represents the latitude.



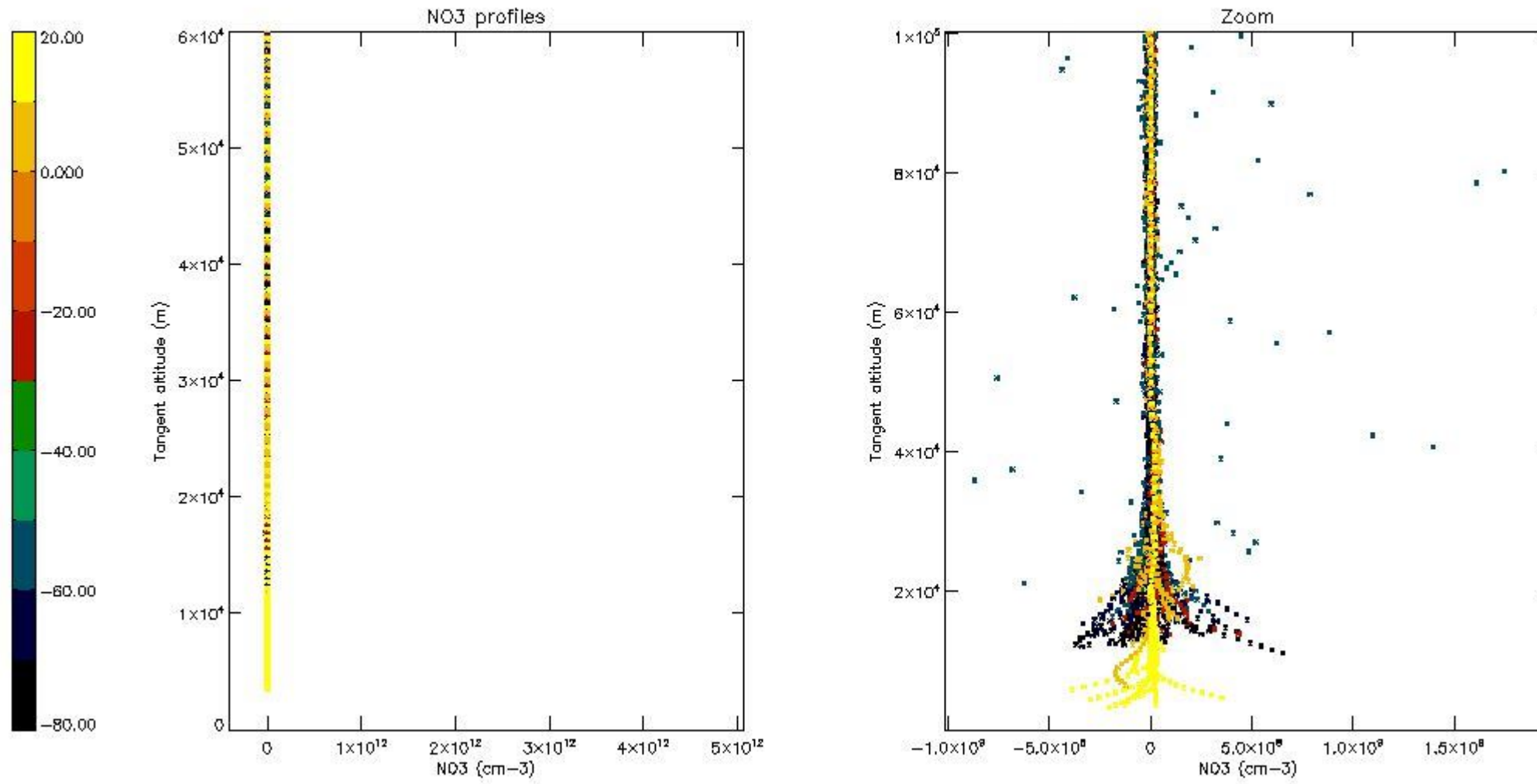
*5.6 Plot NO<sub>2</sub> profiles for all STD (dark without errors)*

The colorbar represents the latitude.



*5.7 Plot NO3 profiles for all STD (dark without errors)*

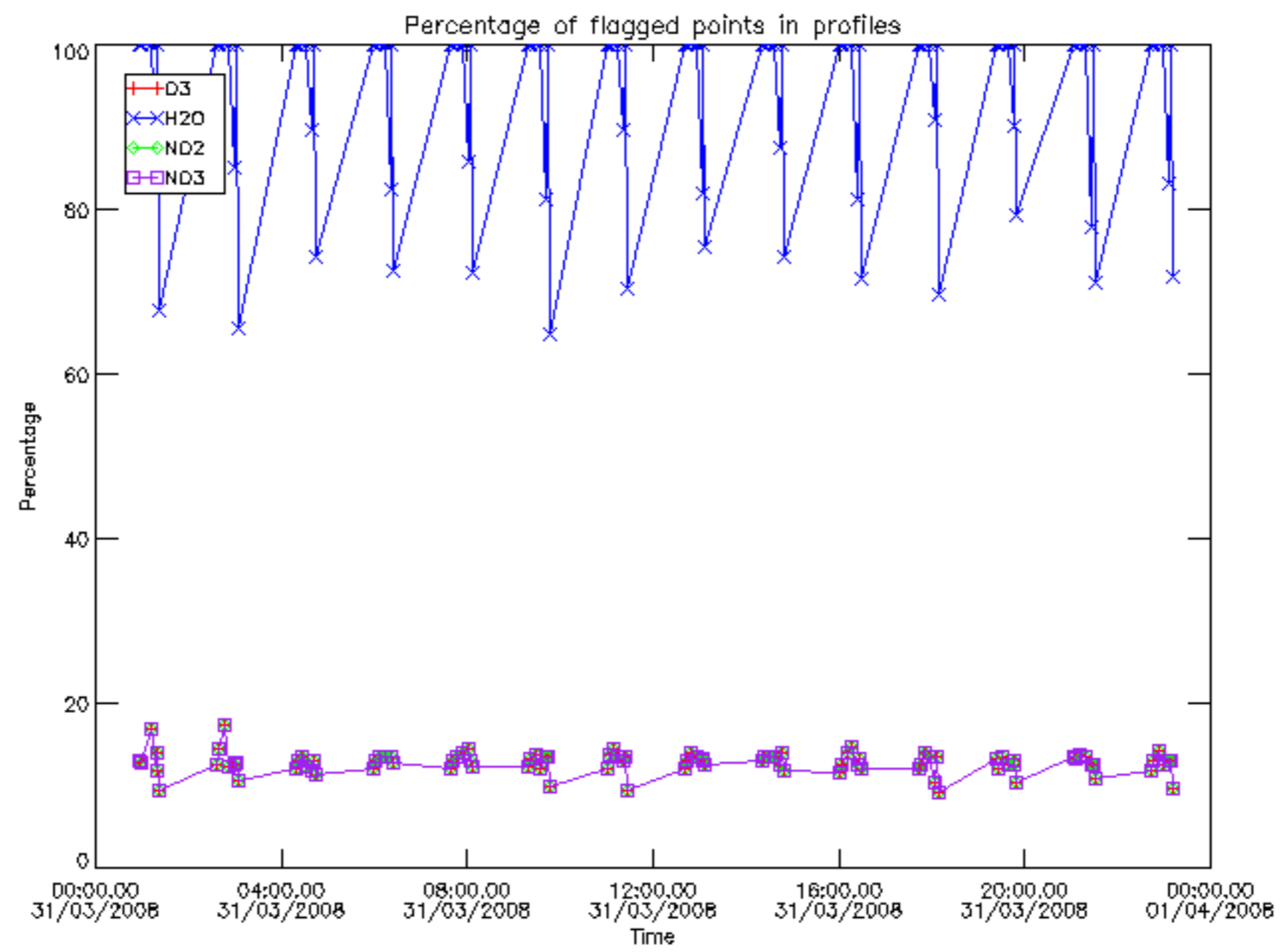
The colorbar represents the latitude.



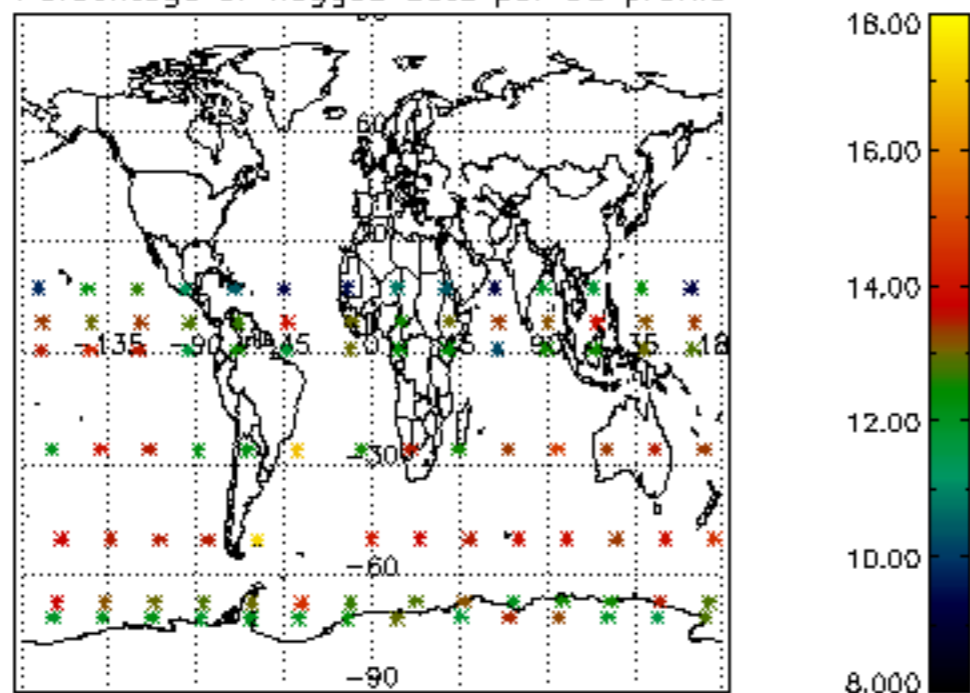
## 6. Auxiliary Data Files used for the production reported in section 2

The number reported in the third column indicates since which file (see list in section 2) the corresponding auxiliary file has been used. The fourth column is the date of those product files.

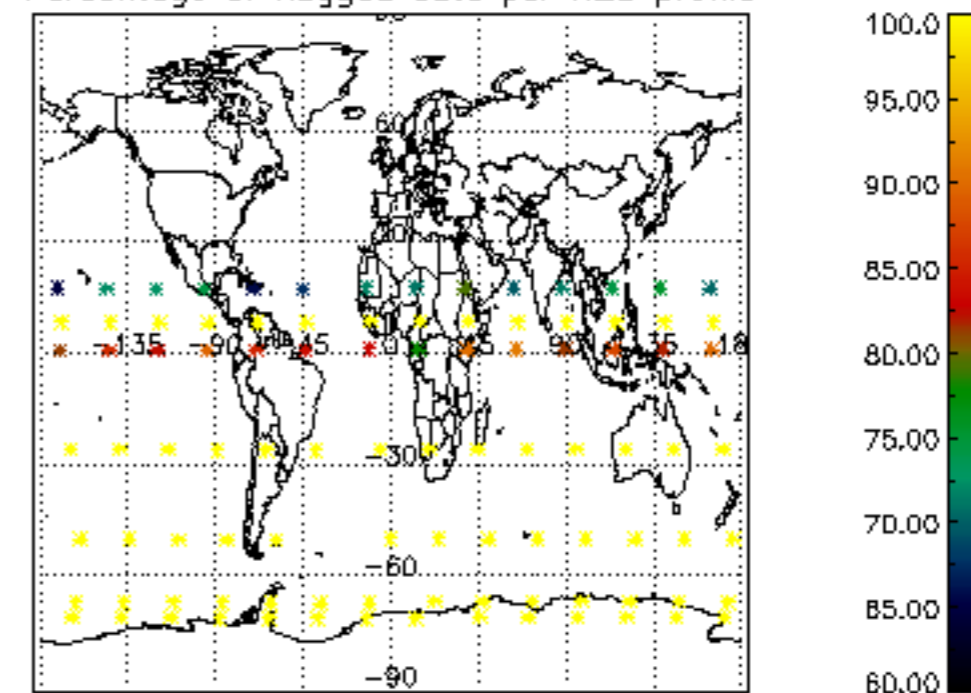
Type	Auxiliary Filename	Used since product	Used since product date
INST_PHYS_CHARACTERISTICS	GOM_INS_AXVIEC20091111_143220_20030716_120000_20500101_000000	1	31-MAR-2008 00:07:31
LEVEL-2_PROC_CONFIG	GOM_PR2_AXVIEC20091111_152718_20020301_000000_20500101_000000	1	31-MAR-2008 00:07:31
CROSS_SECTIONS_FILE	GOM_CRS_AXVIEC20091111_154832_20020301_000000_20500101_000000	1	31-MAR-2008 00:07:31



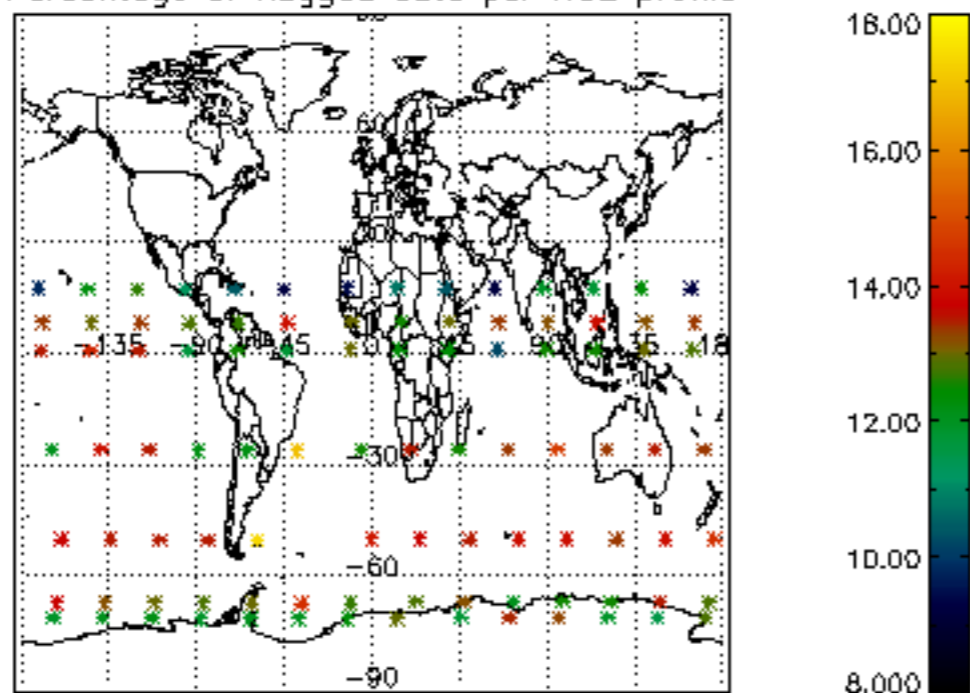
Percentage of flagged data per D3 profile



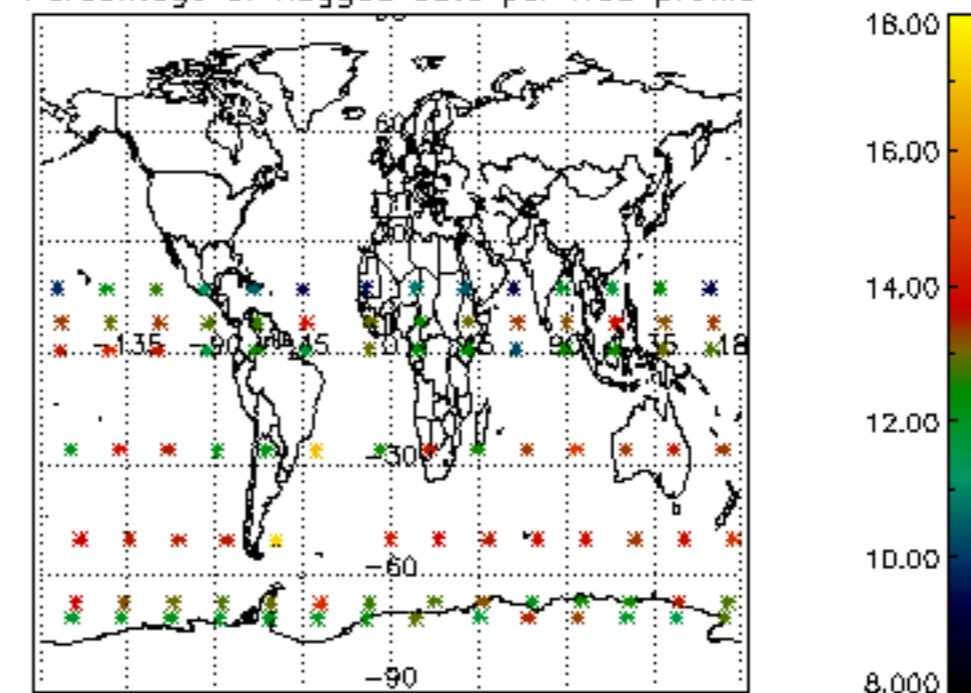
Percentage of flagged data per H2O profile



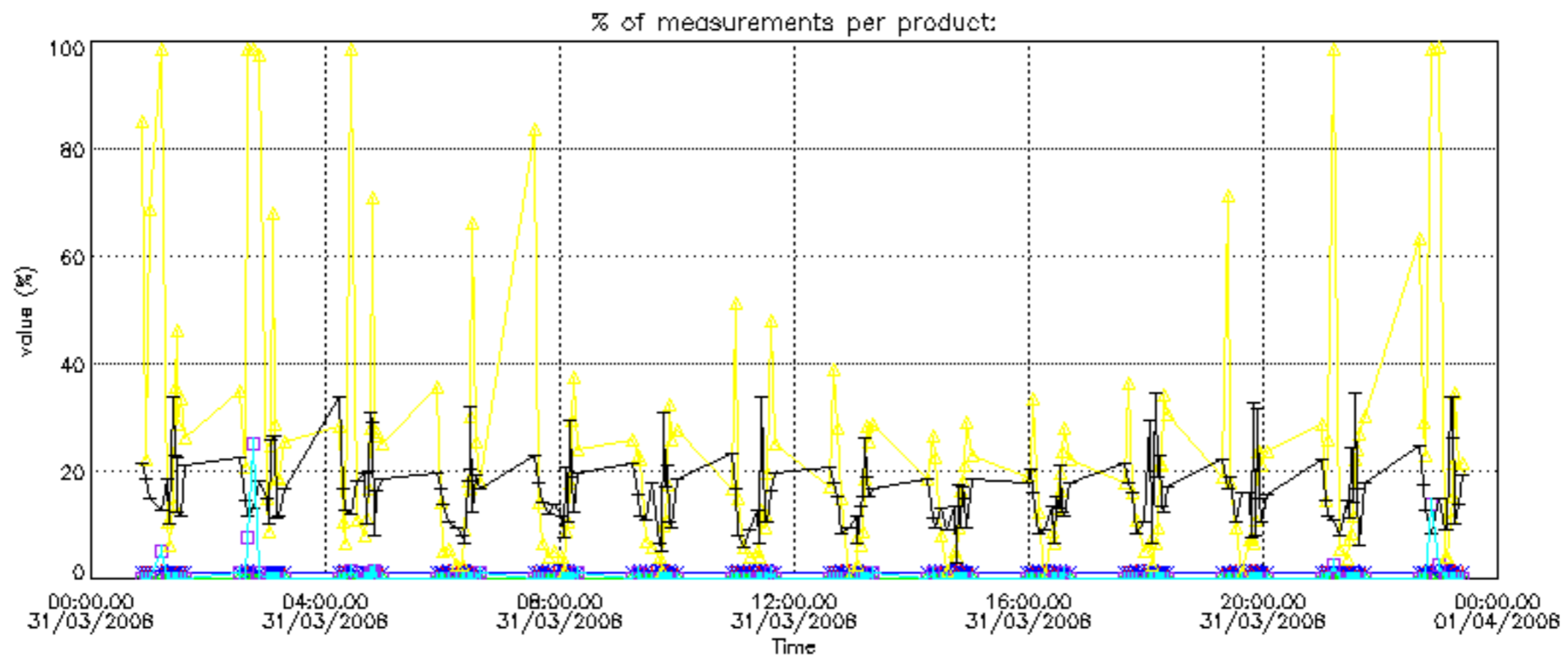
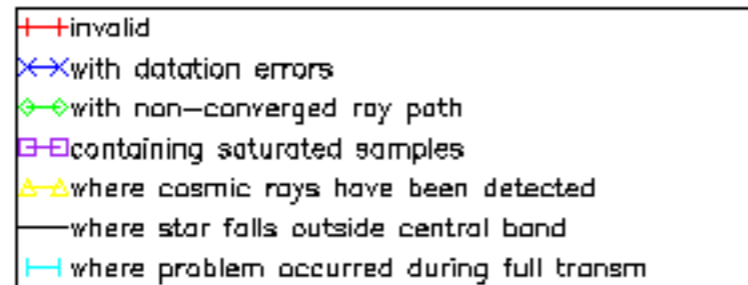
Percentage of flagged data per NO2 profile

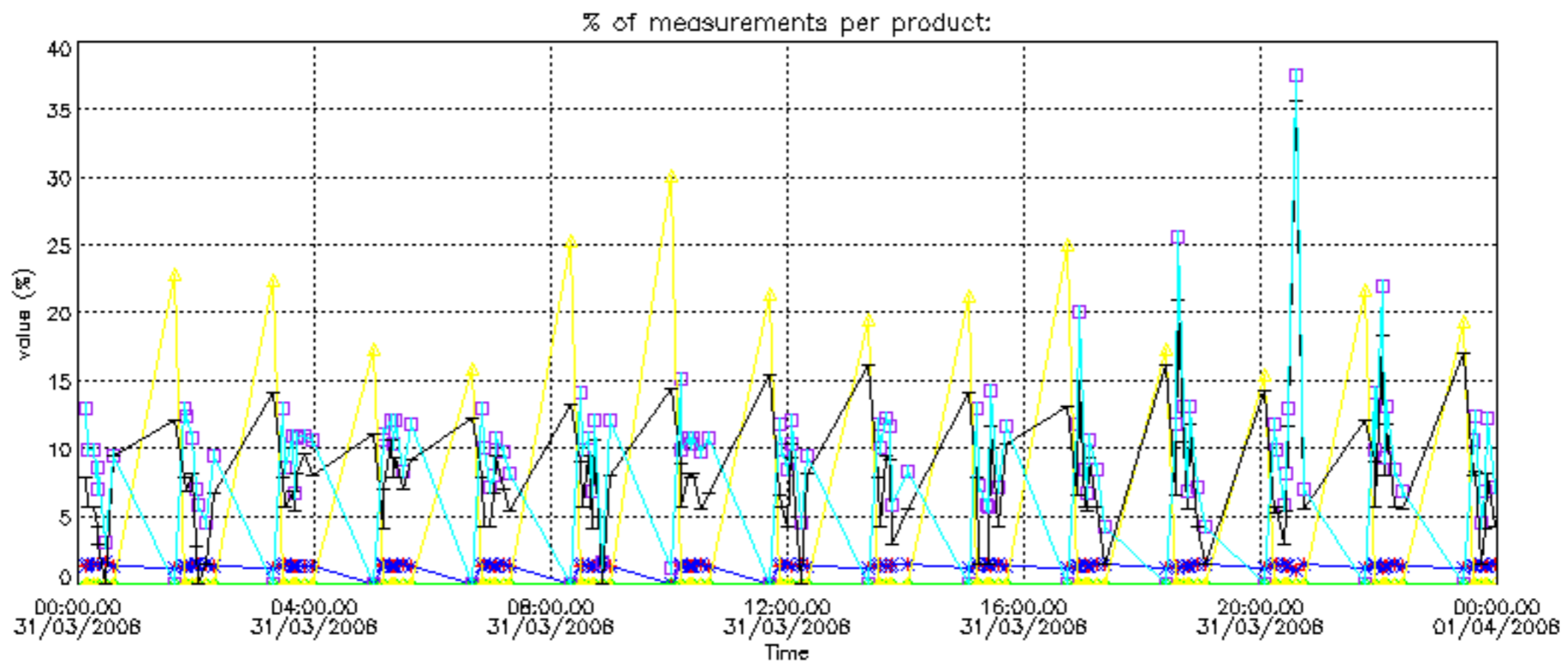


Percentage of flagged data per NO3 profile

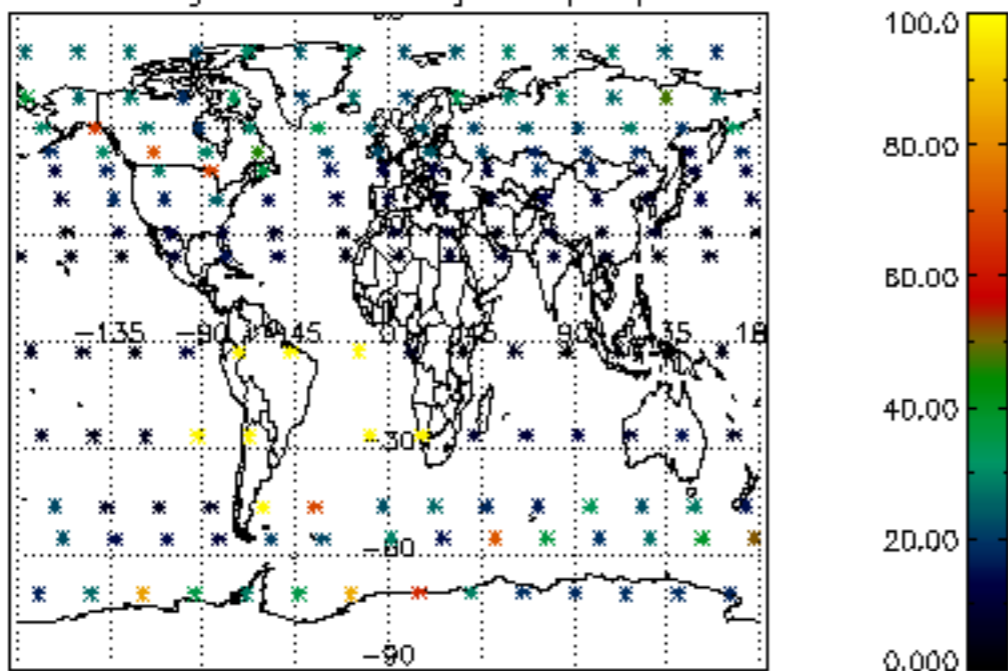




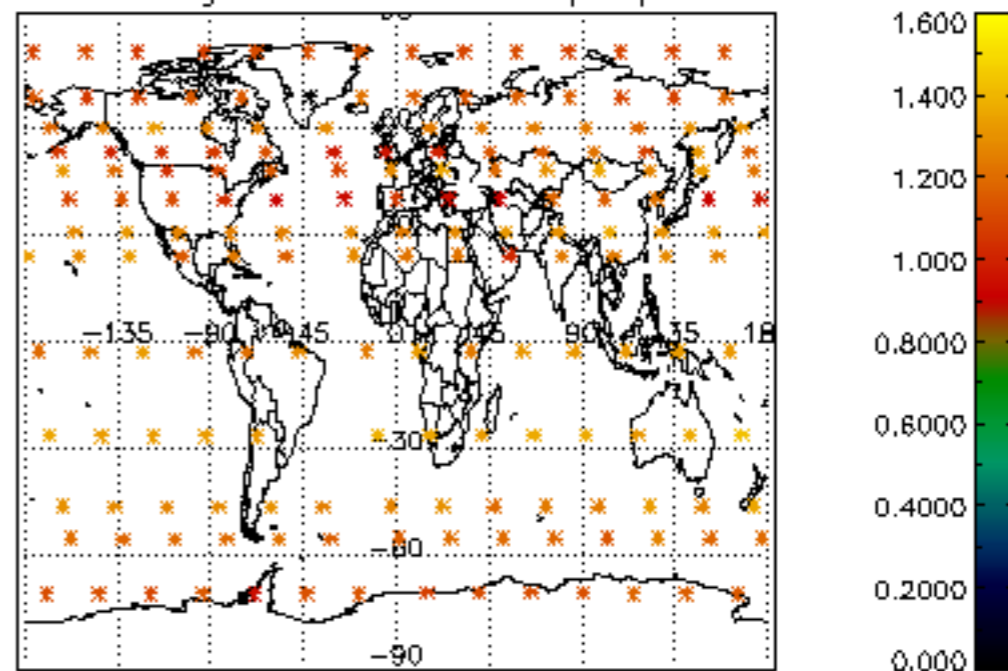




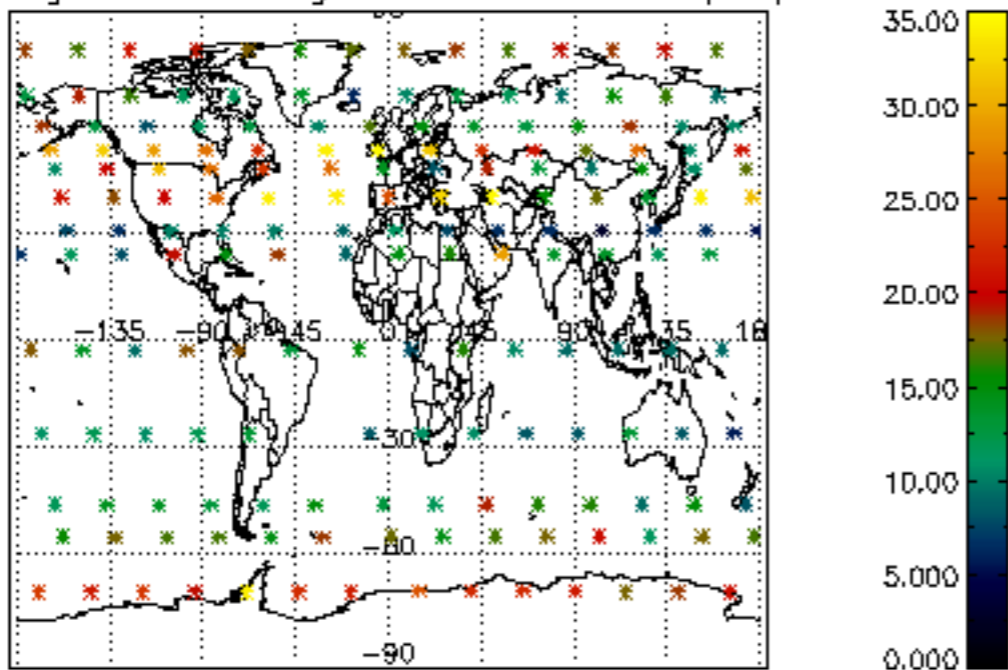
Percentage of cosmic ray hits per profile



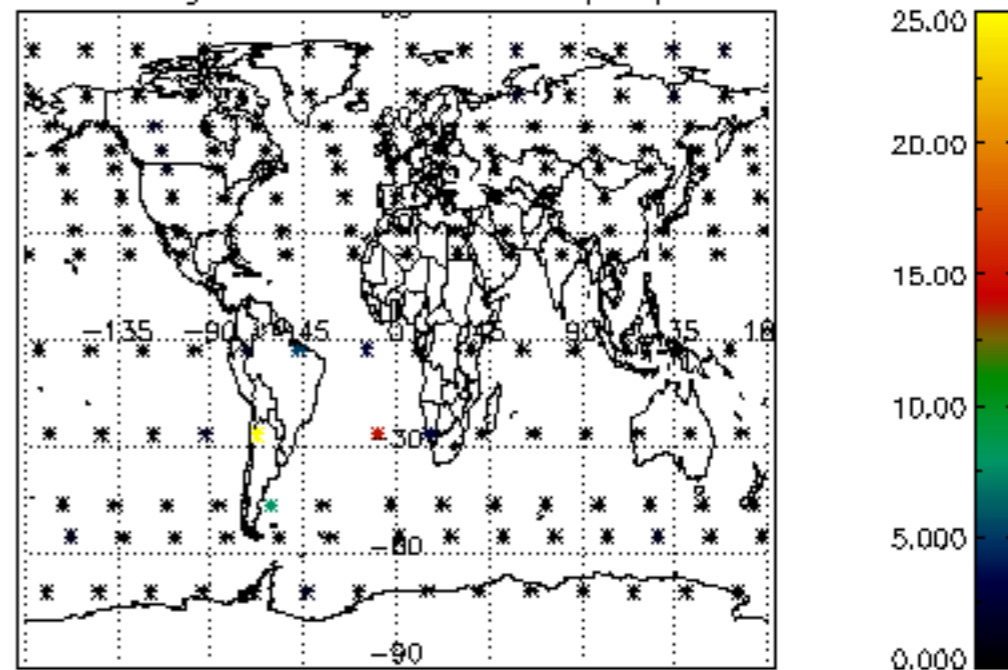
Percentage of datation errors per profile



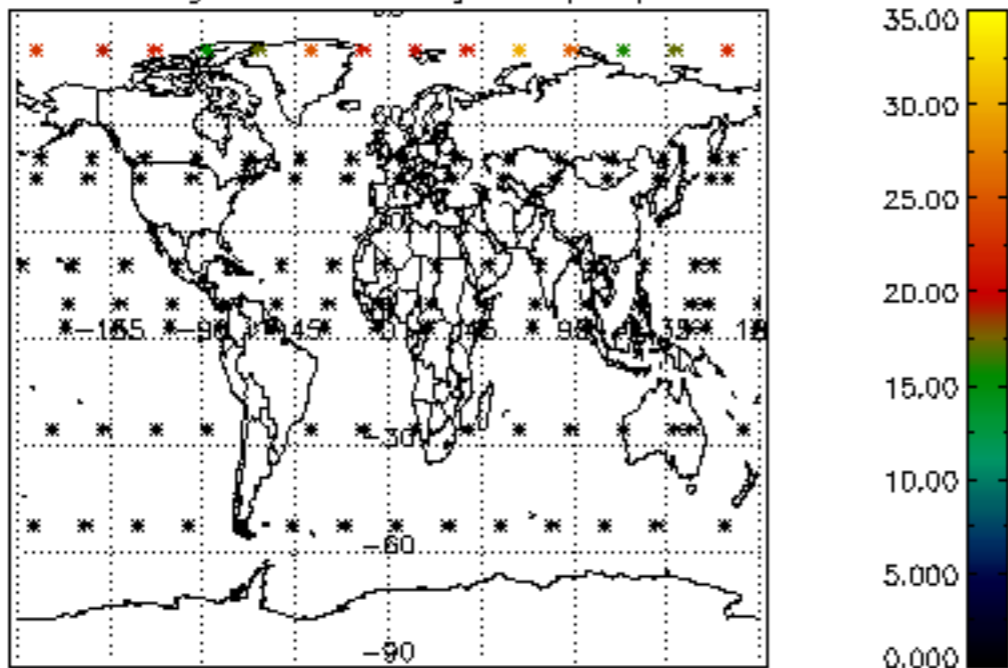
Percentage of star falling outside central band per profile



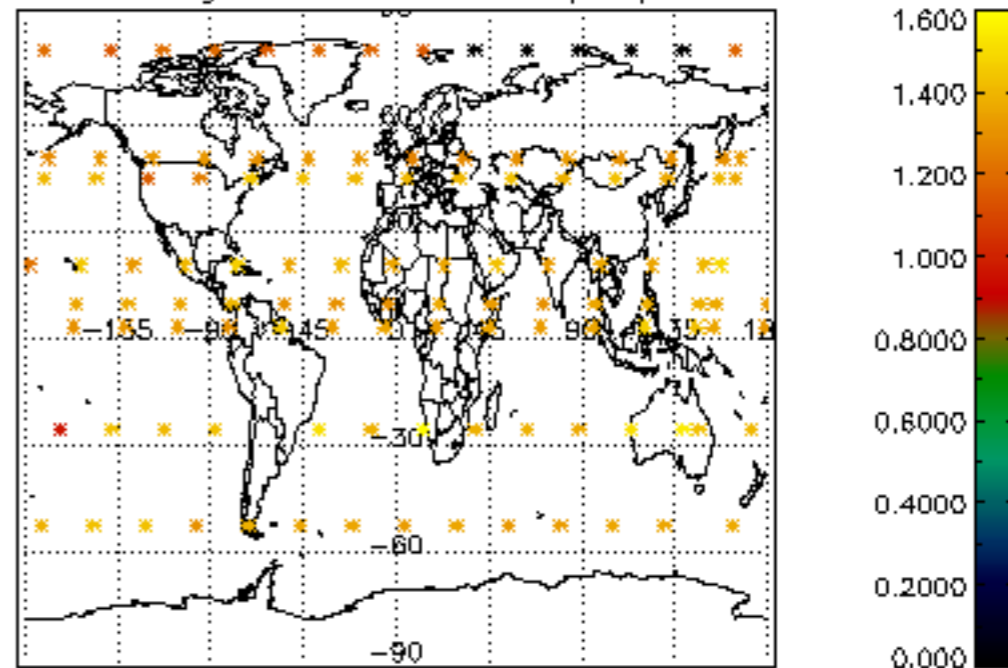
Percentage of saturation errors per profile



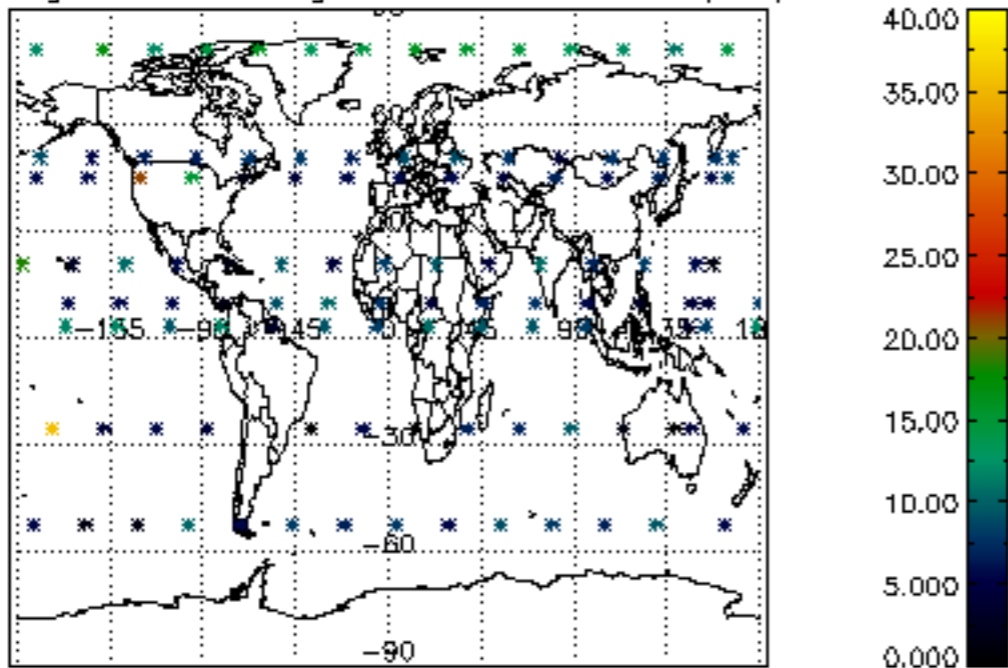
Percentage of cosmic ray hits per profile



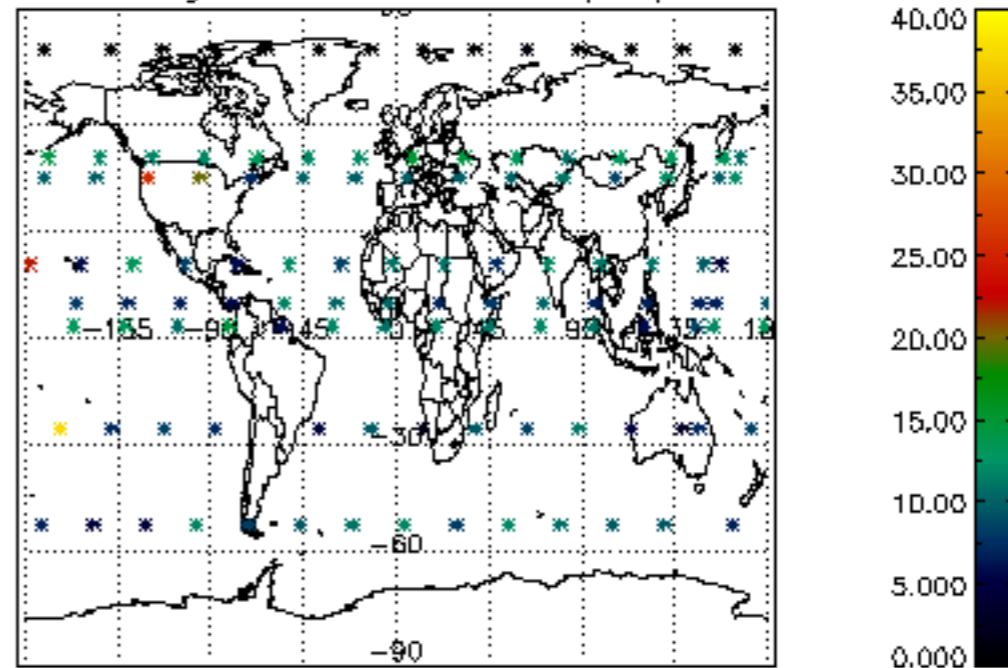
Percentage of datation errors per profile

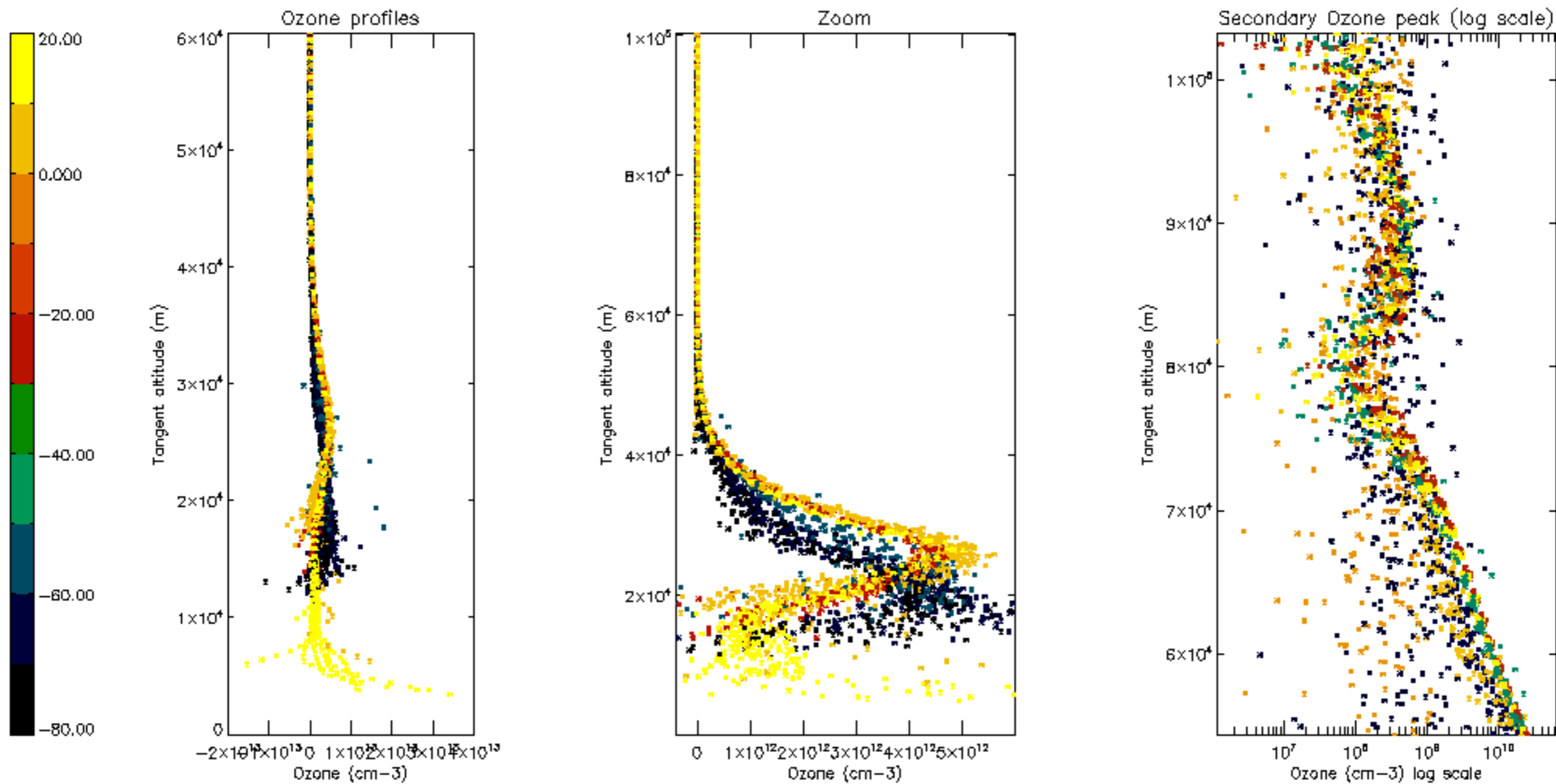


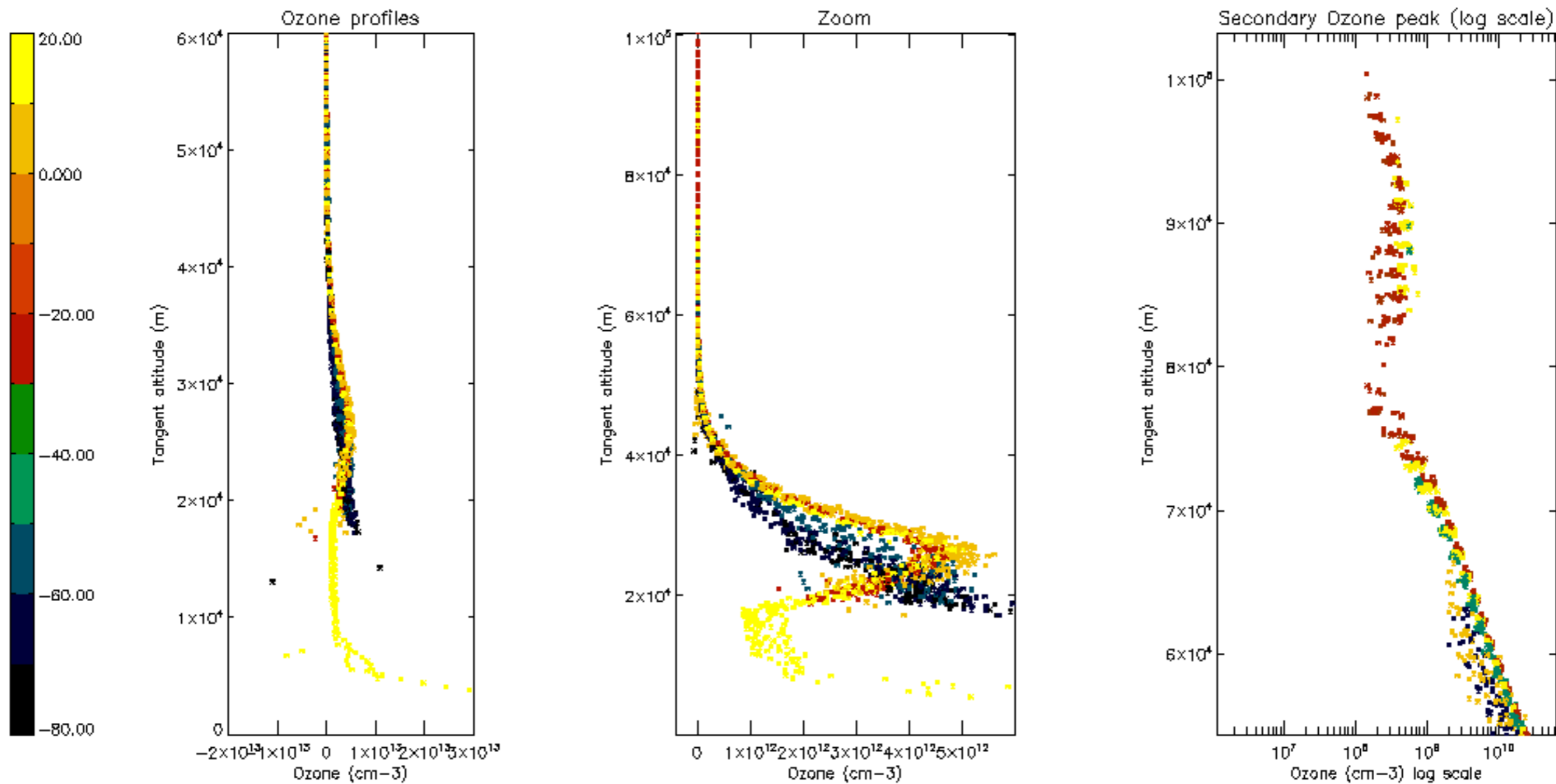
Percentage of star falling outside central band per profile

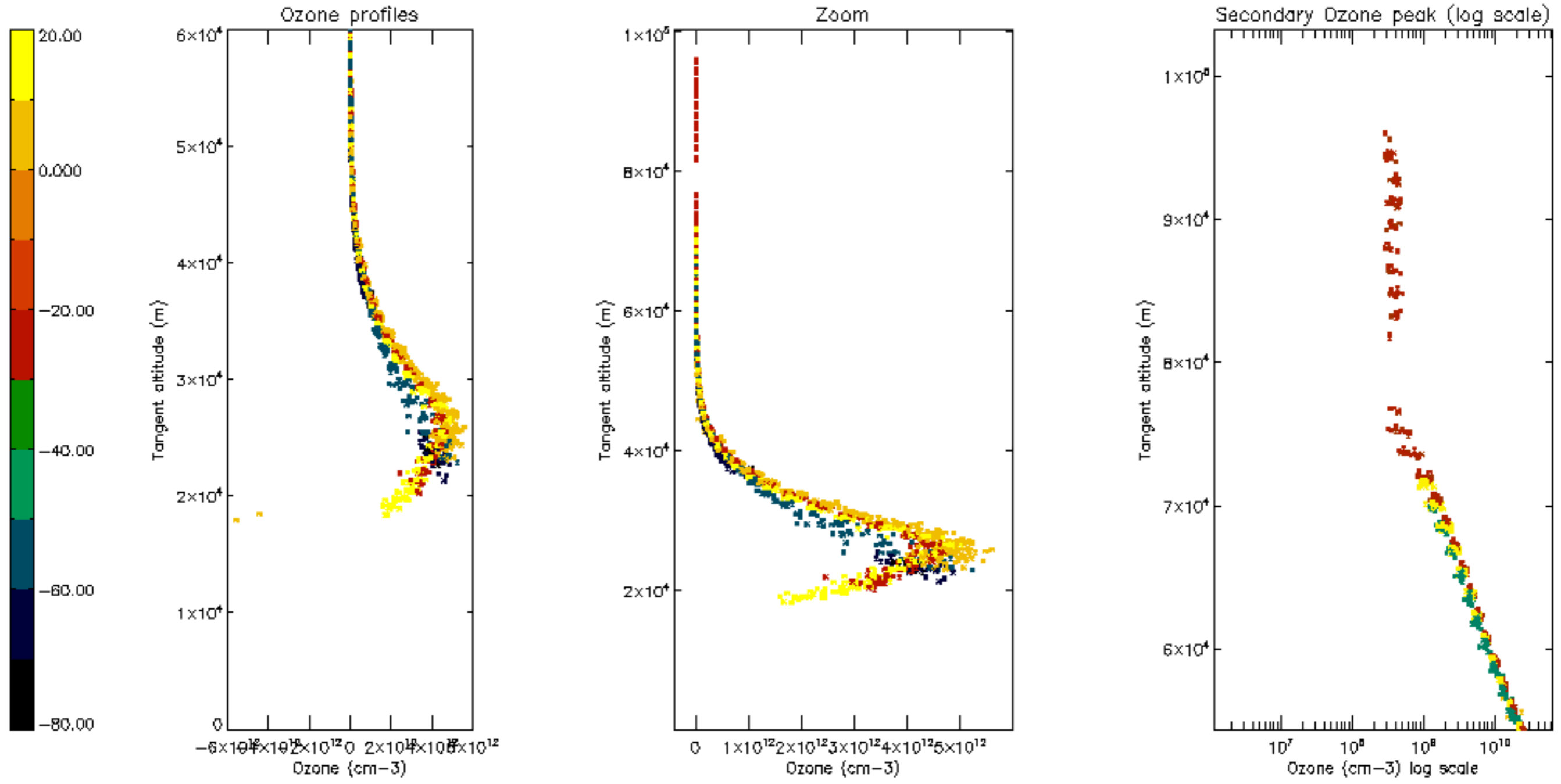


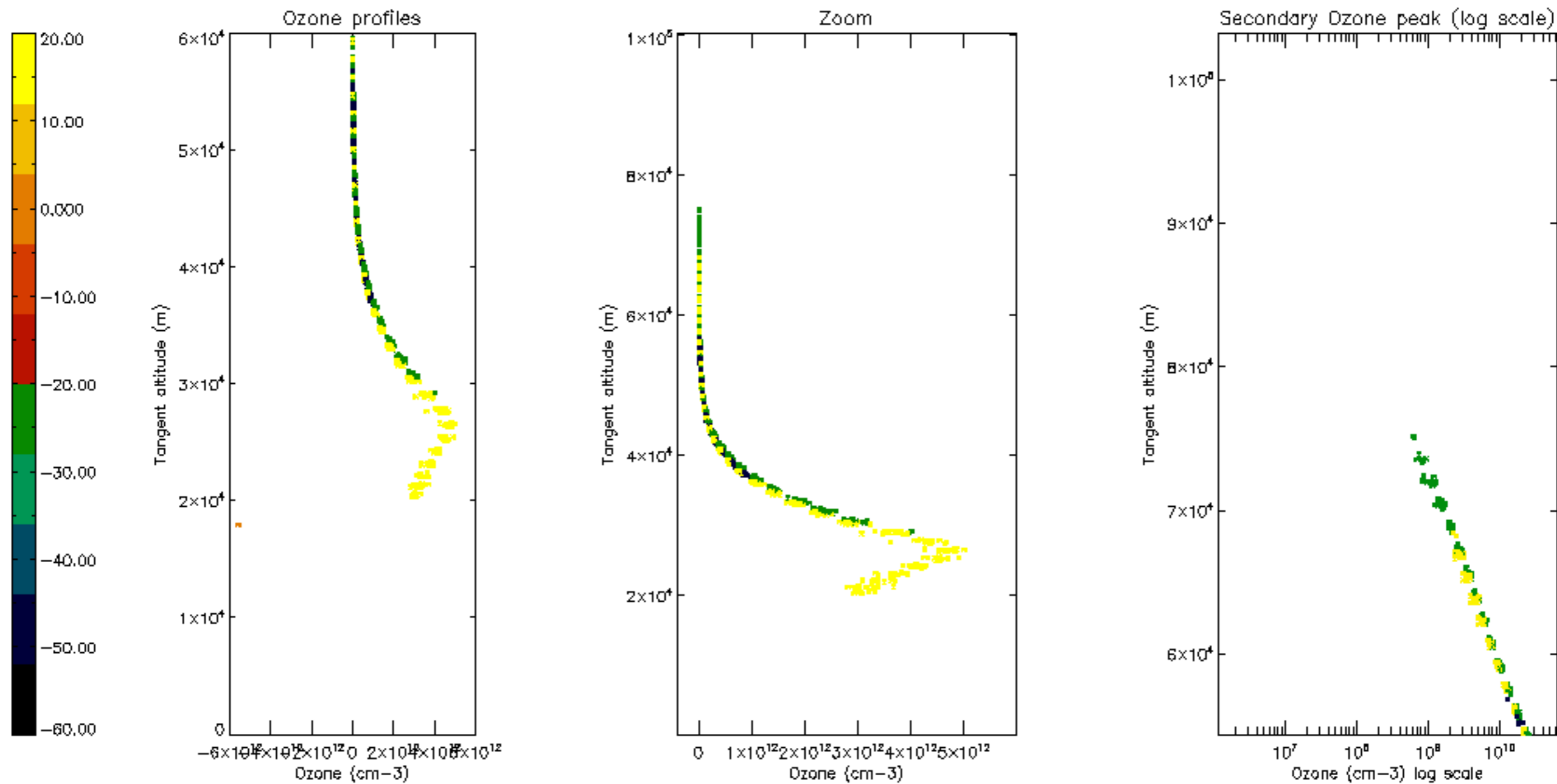
Percentage of saturation errors per profile



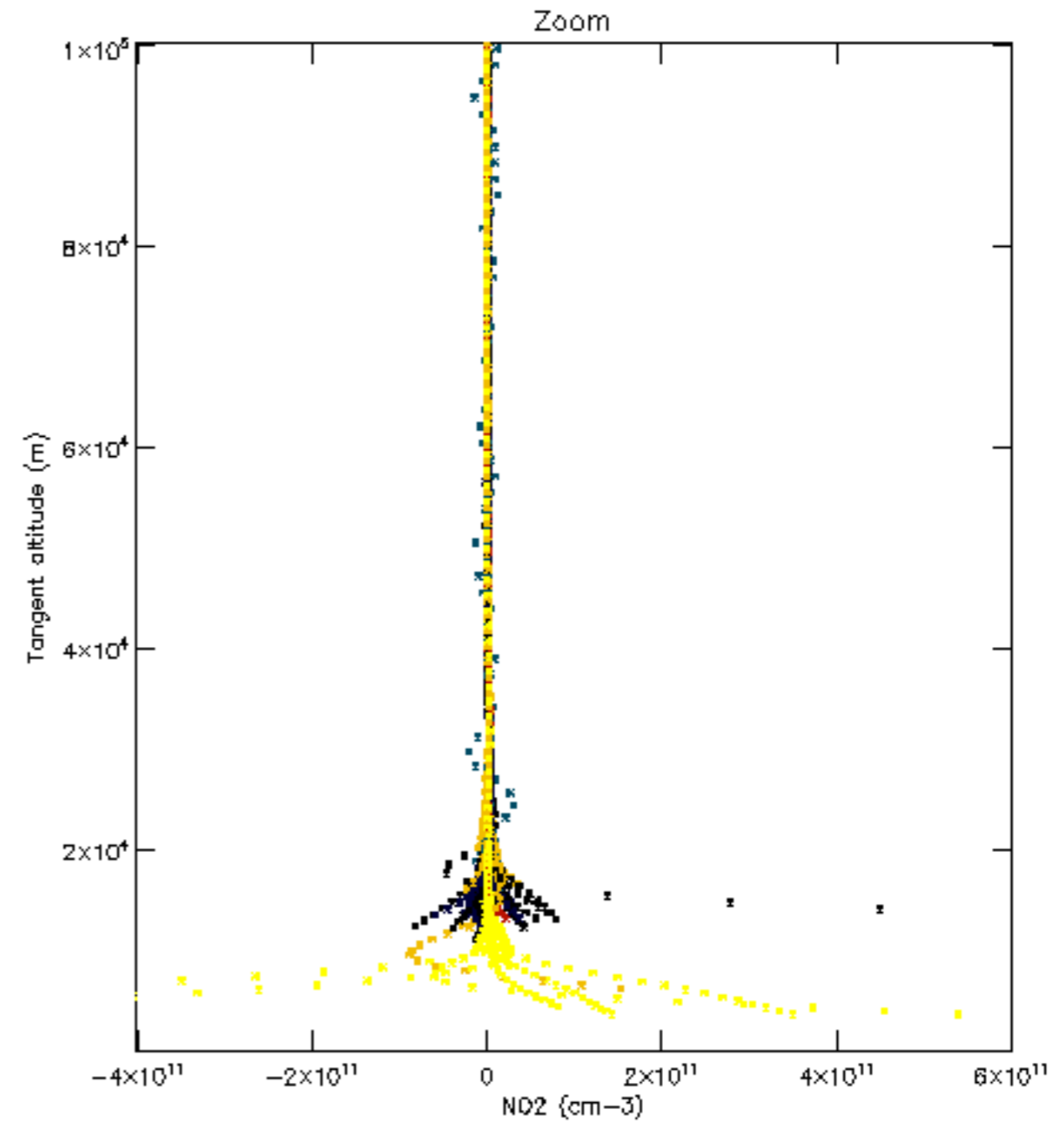
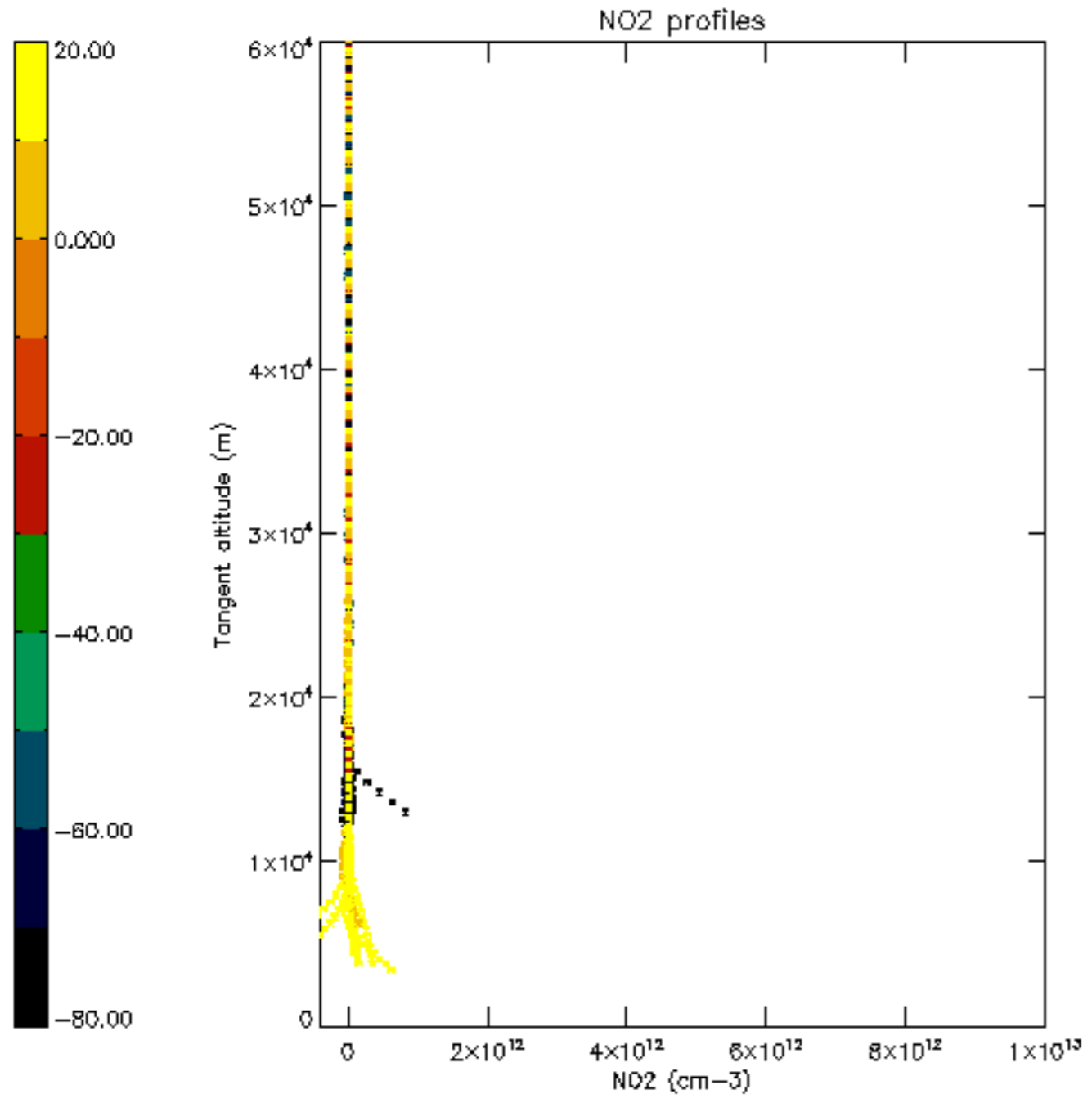


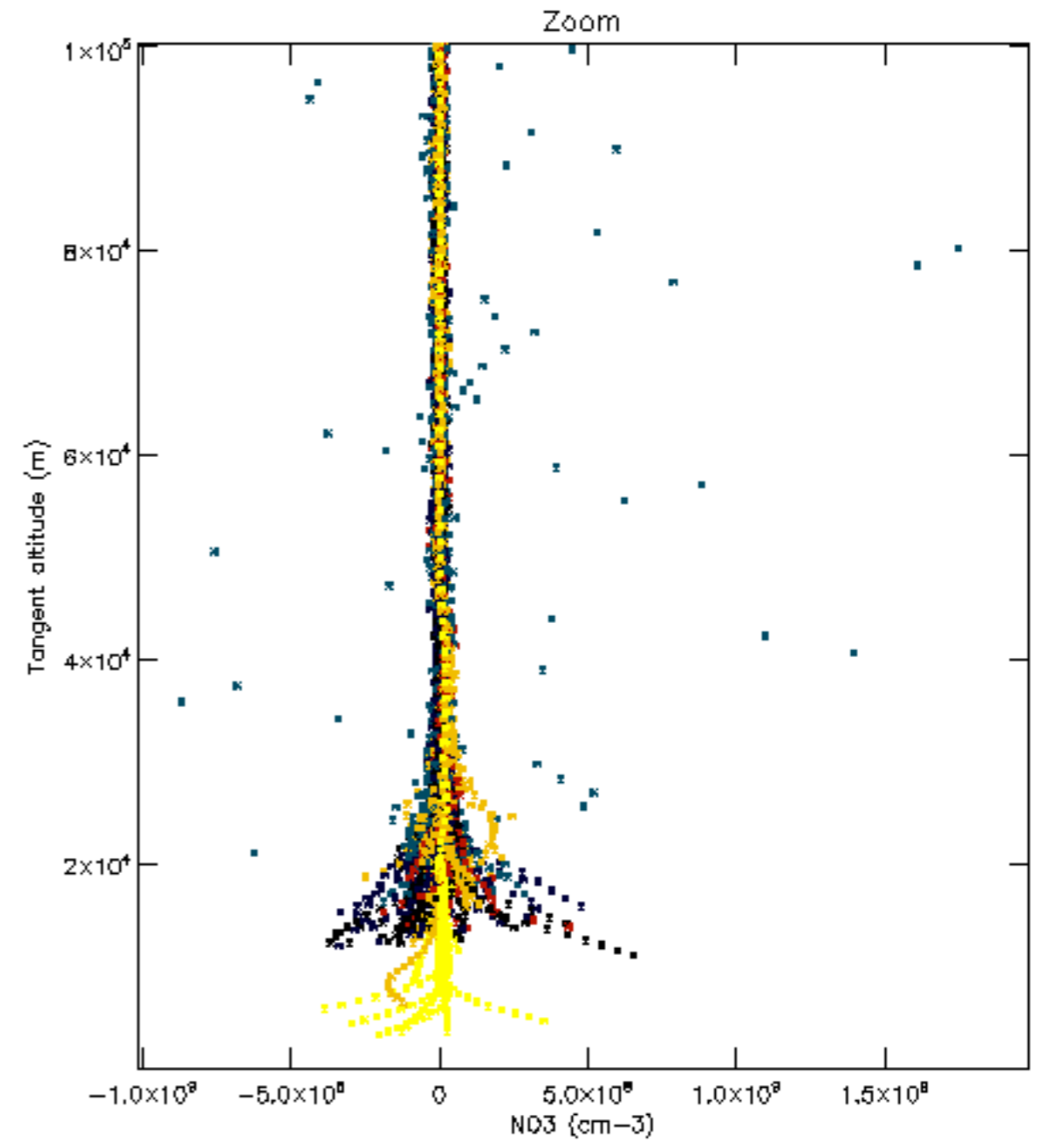
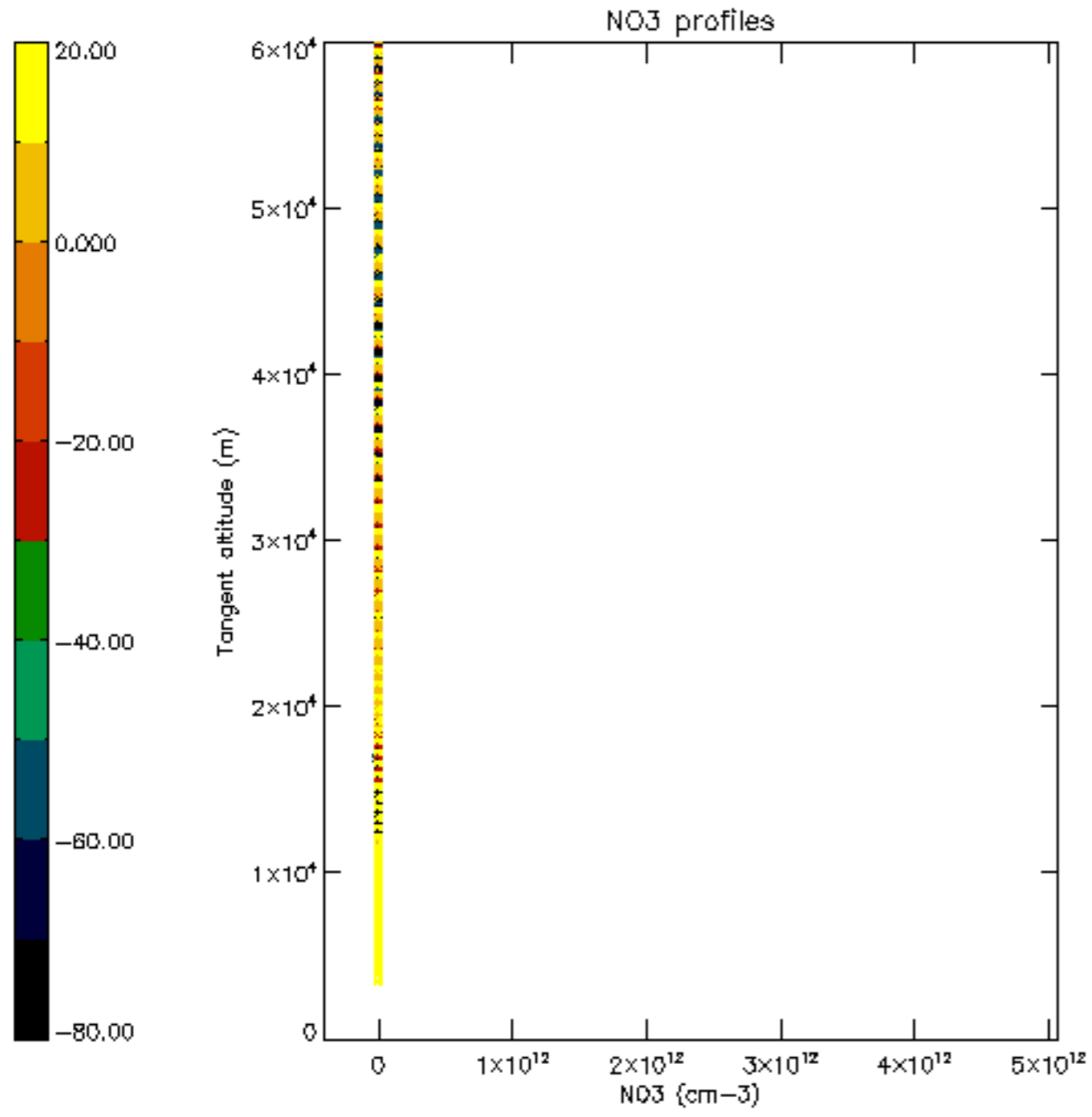


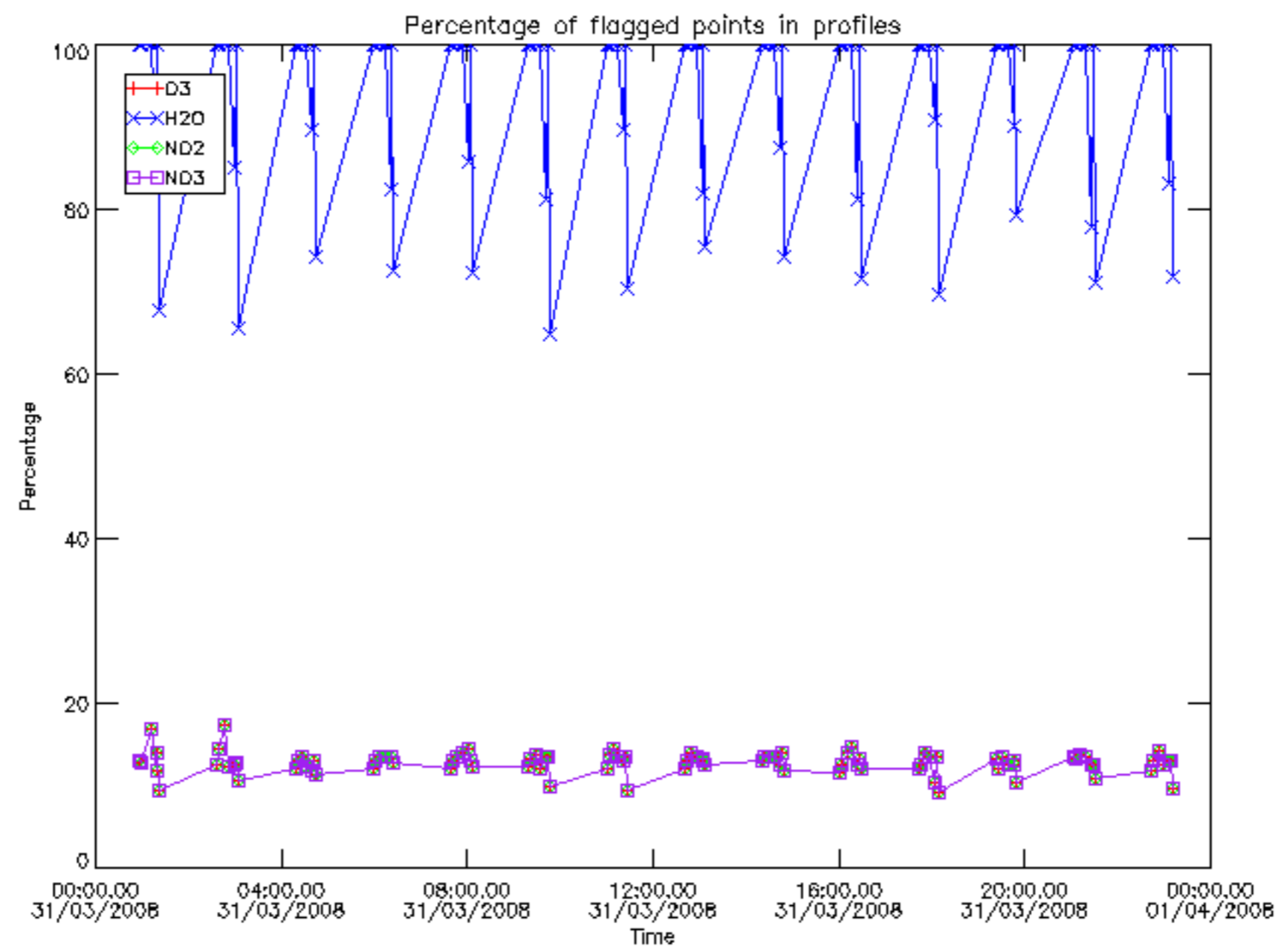




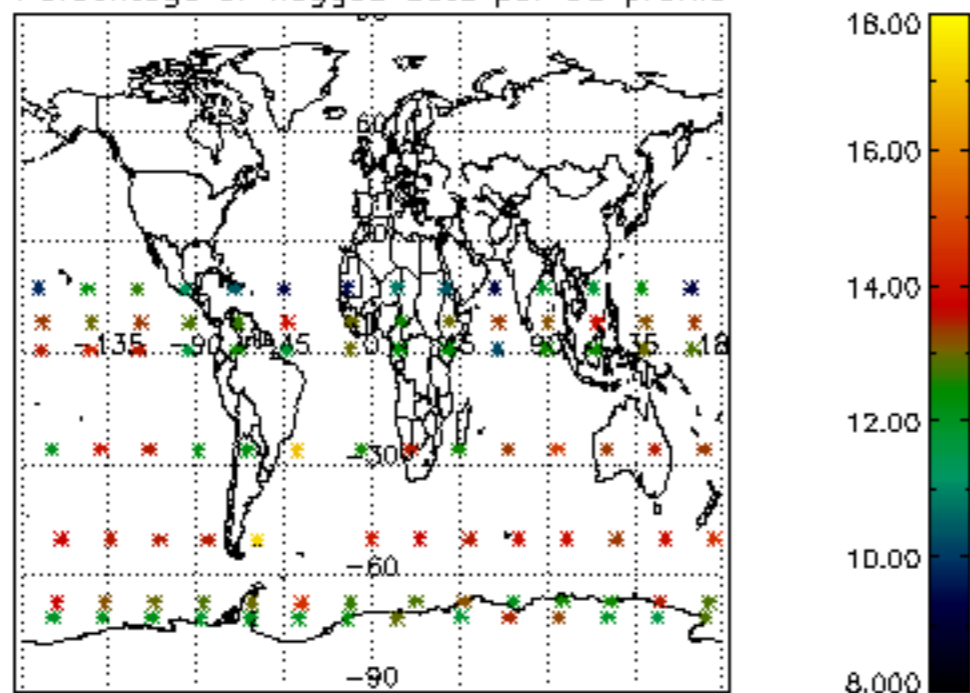




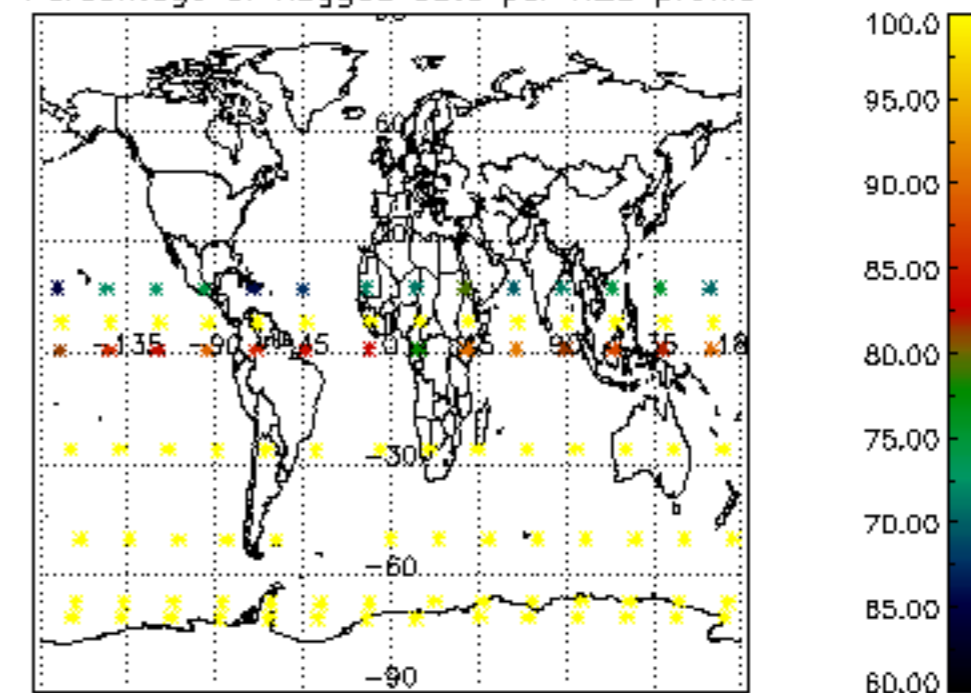




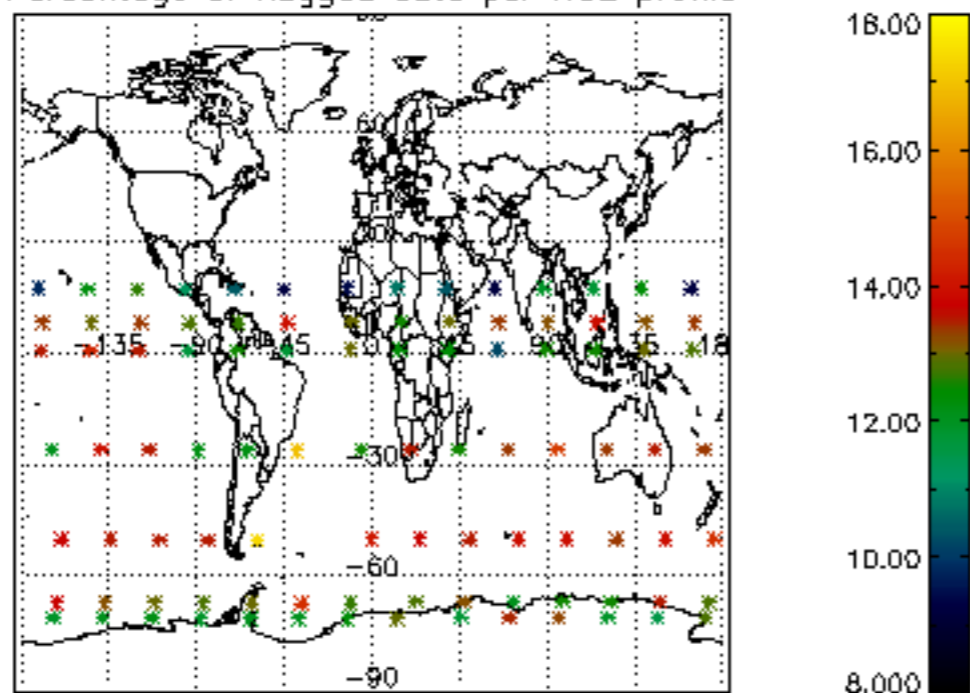
Percentage of flagged data per D3 profile



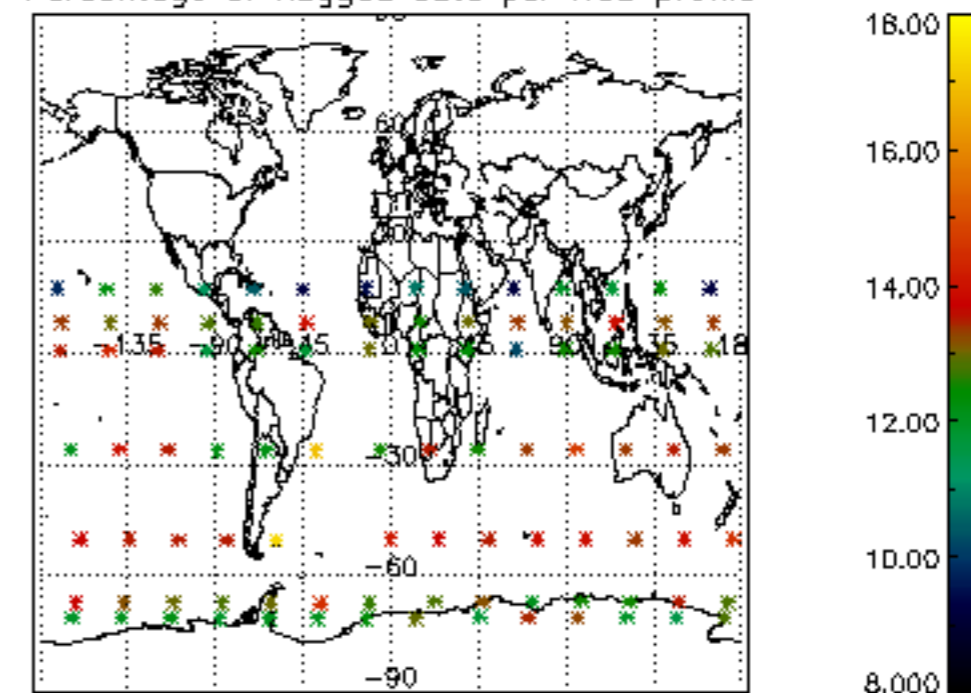
Percentage of flagged data per H2O profile

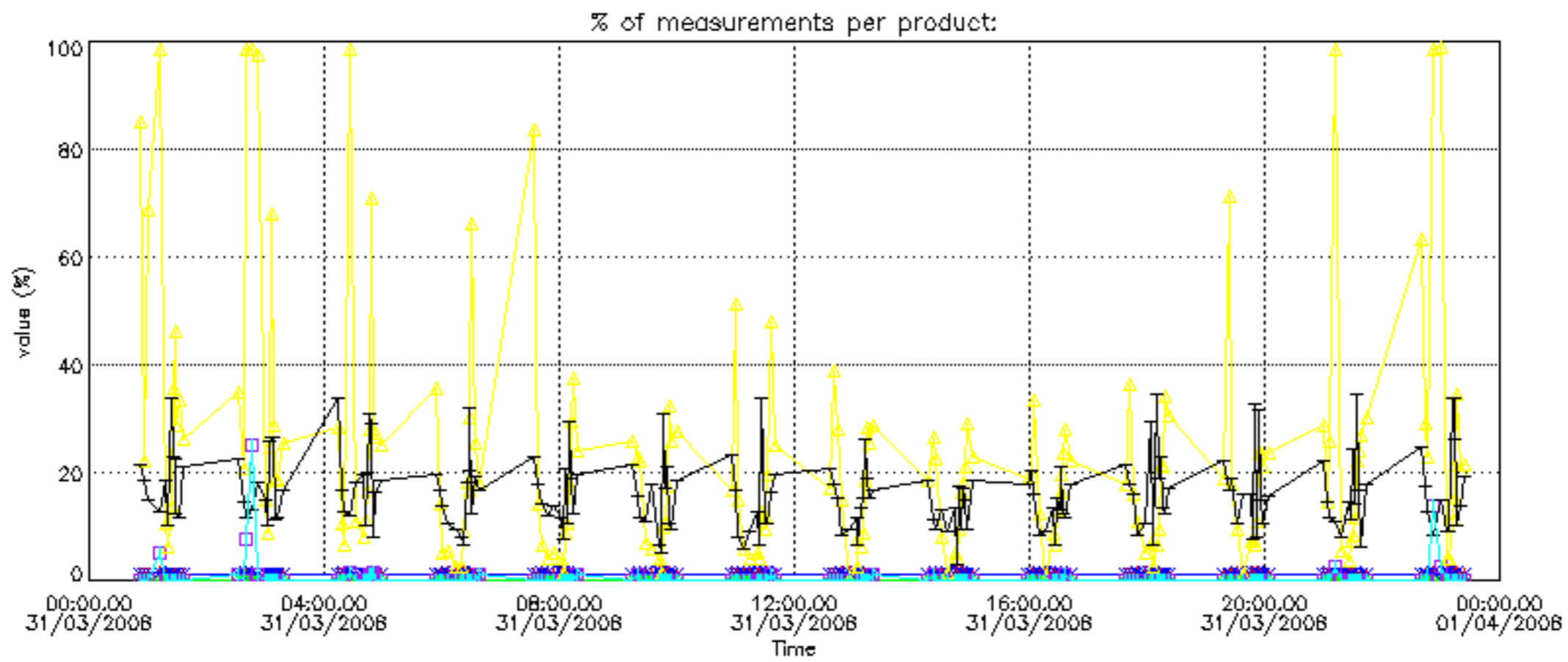


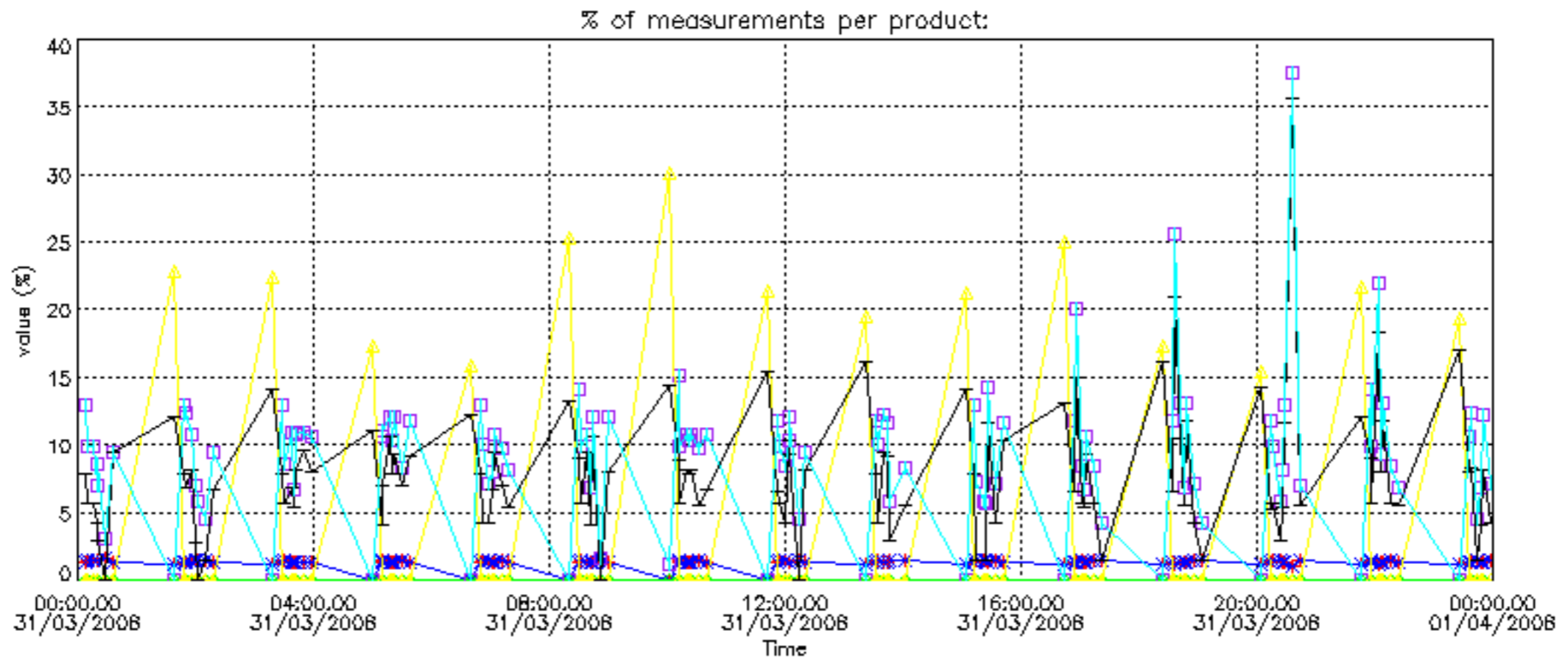
Percentage of flagged data per NO2 profile



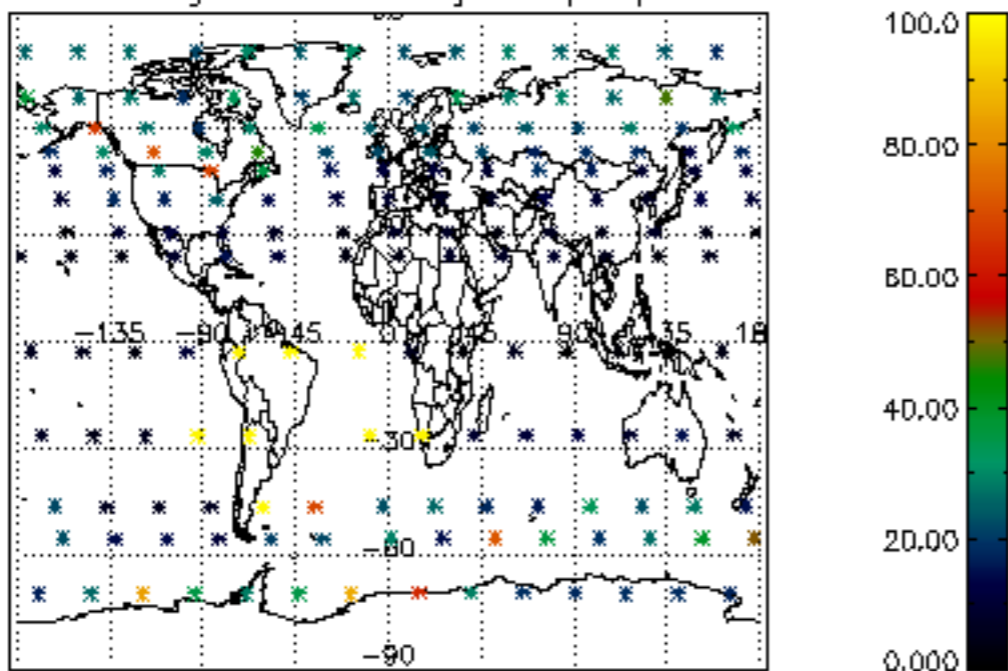
Percentage of flagged data per NO3 profile



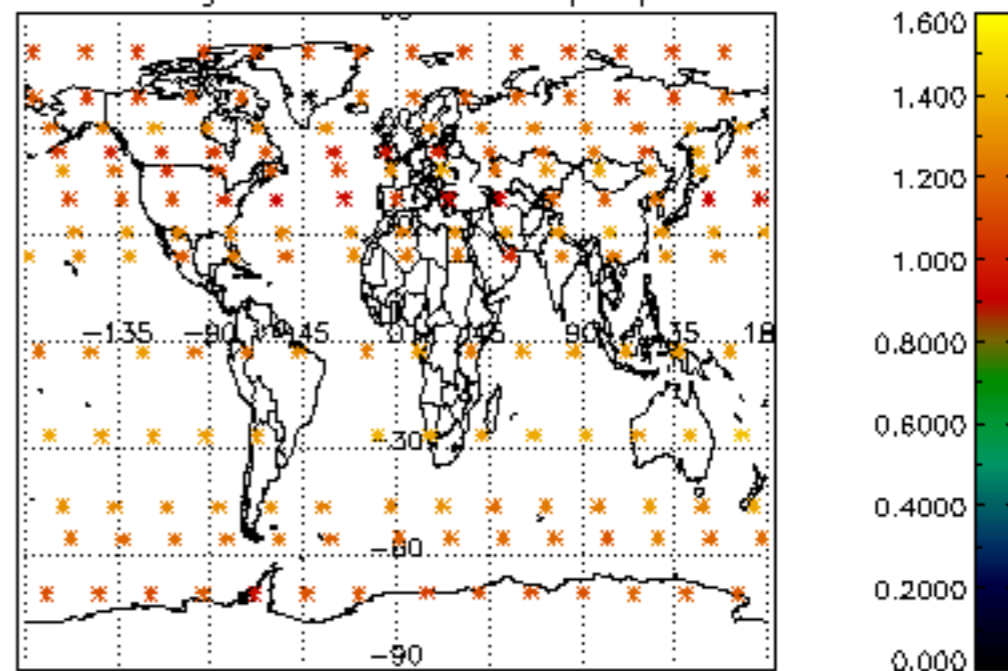




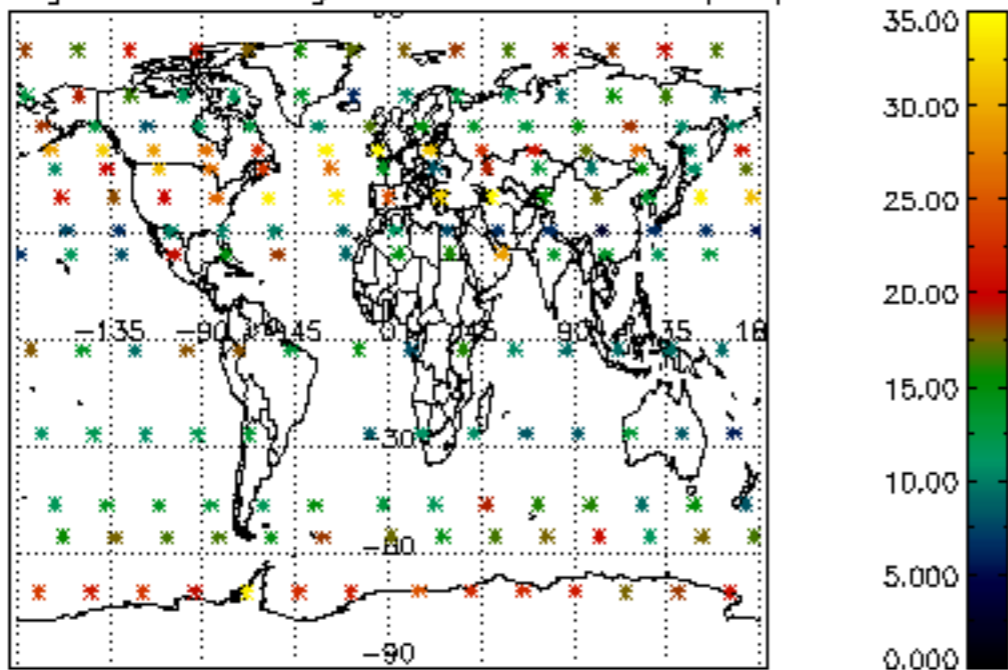
Percentage of cosmic ray hits per profile



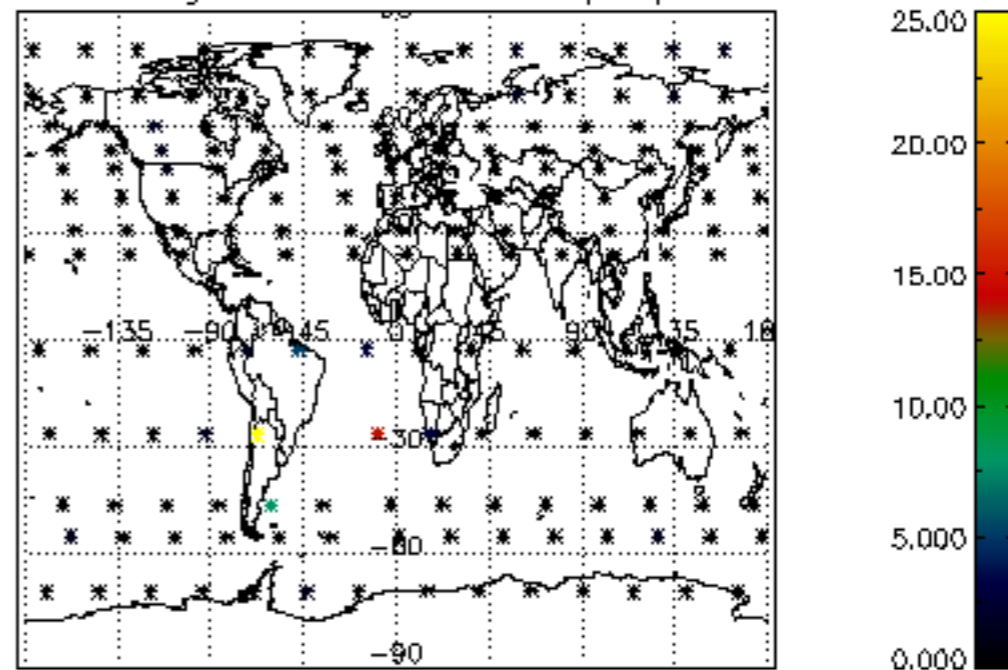
Percentage of datation errors per profile



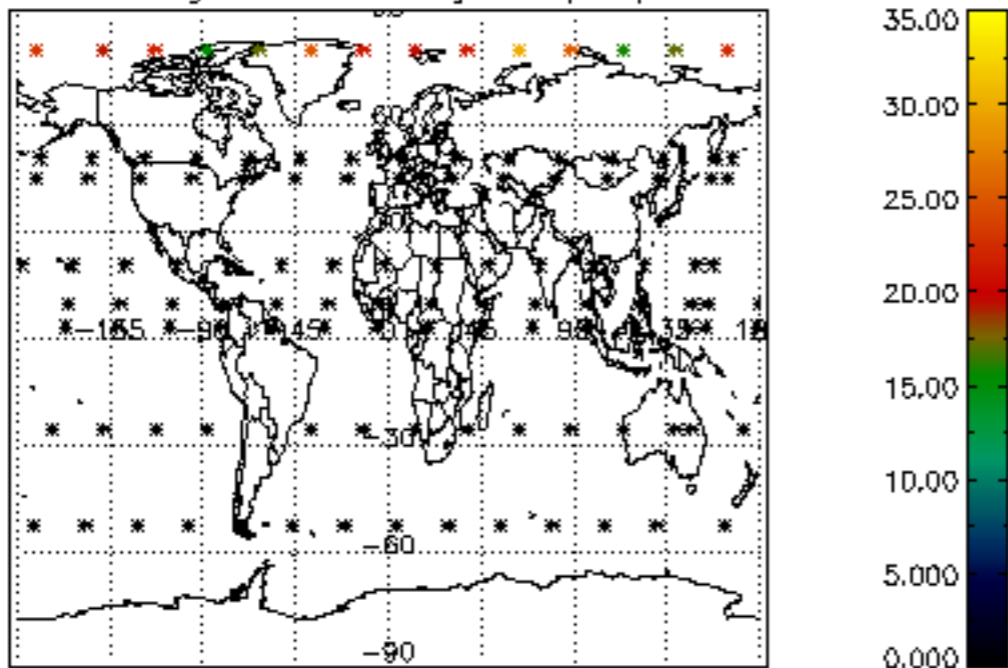
Percentage of star falling outside central band per profile



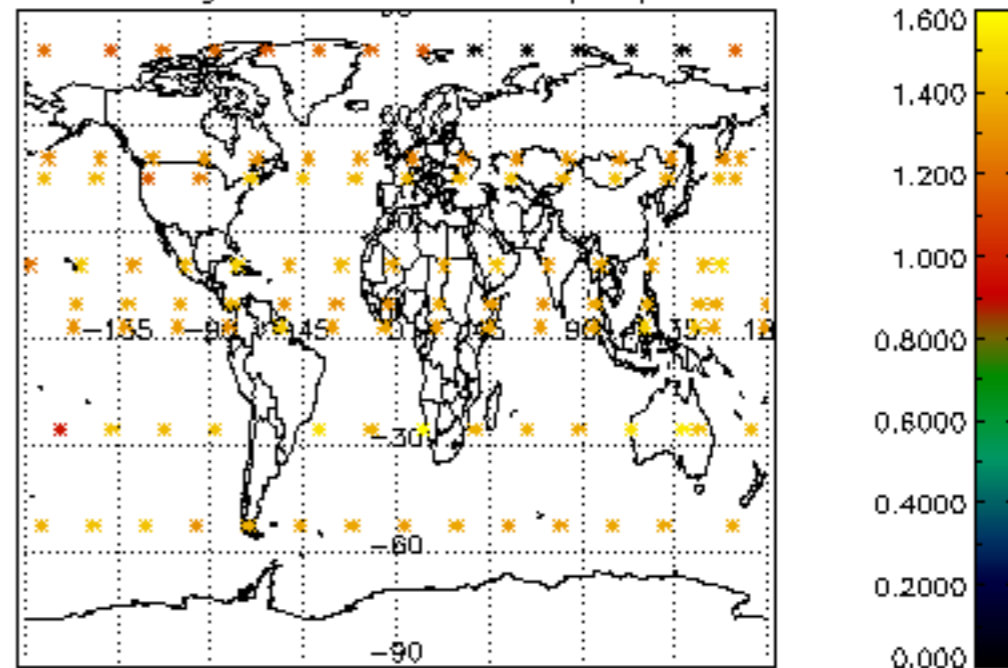
Percentage of saturation errors per profile



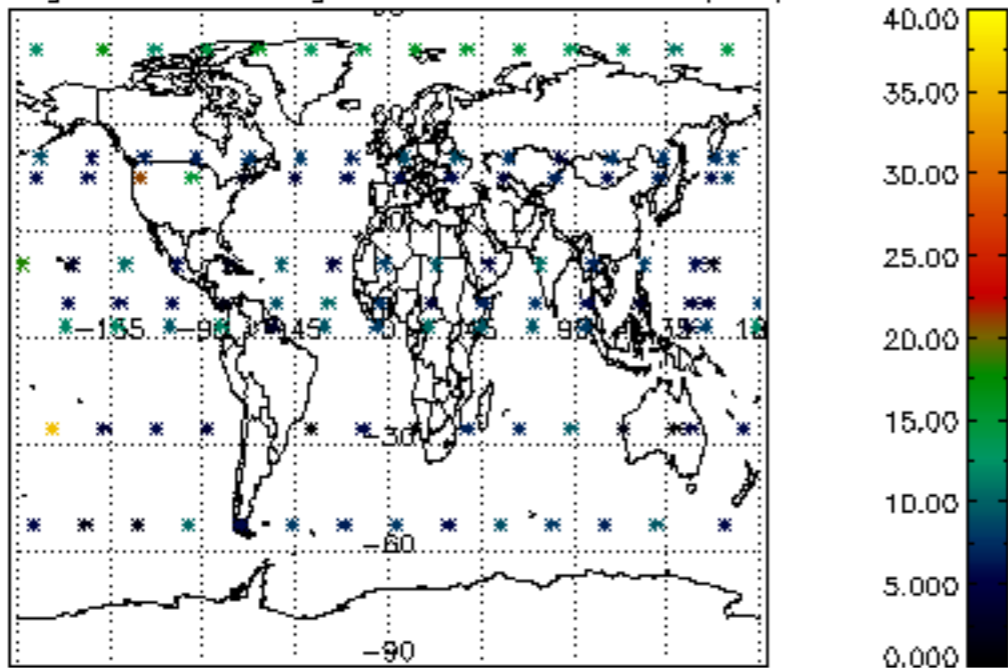
Percentage of cosmic ray hits per profile



Percentage of datation errors per profile



Percentage of star falling outside central band per profile



Percentage of saturation errors per profile

