

GOMOS Level 2 Daily Report

SUMMARY

[1. General Info](#)

[2. Summary of processed GOM_NL_2P products](#)

[3. Level 2 Quality information per product](#)

[3.1 Plot of level 2 quality information per product \(time dependant\)](#)

[3.2 Plot of level 2 quality information per product \(world map\)](#)

[4. Level 1 Quality information per product \(stored on level 2 products\)](#)

[4.1 Plot of level 1 quality information per product \(time dependant\)](#)

[4.1.1 Plot of level 1 quality information per product \(time dependant\): ASCENDING](#)

[4.1.2 Plot of level 1 quality information per product \(time dependant\): DESCENDING](#)

[4.2 Plot of level 1 quality information per product \(world map\)](#)

[4.2.1 Plot of level 1 quality information per product \(world map\): ASCENDING](#)

[4.2.2 Plot of level 1 quality information per product \(world map\): DESCENDING](#)

[5. Ozone profiles based on quality statistics and other trace gas profiles](#)

[5.1 Ozone statistics based on quality of products](#)

[5.2 Plot ozone profiles for all STD \(dark without errors\)](#)

[5.3 Plot ozone profiles where STD < 20% \(dark without errors\)](#)

[5.4. Plot ozone profiles where STD < 10% \(dark without errors\)](#)

[5.5. Plot ozone profiles where STD < 5% \(dark without errors\)](#)

[5.6 Plot NO2 profiles for all STD \(dark without errors\)](#)

[5.7 Plot NO3 profiles for all STD \(dark without errors\)](#)

[5.8 Plot H2O profiles \(only for occultations of stars 1,2,3,4,13,14,16,26,63 dark without errors\) for all STD](#)

[6. Auxiliary Data Files used for the production reported in section 2](#)

This report presents the daily analysis on parameters extracted from GOMOS level 2 data (GOM_NL__2P). It is intended to monitor some important parameters that will impact the quality of these products. A list of level 2 products (and content) that have arrived during the reporting day to the PCF is also given.

Item	Value
Time of report generation	25APR2013 12:17:44
Data source version	GOMOS/6.01
Start time of products	29-03-2008 (29MAR2008 00:00:00)
Stop time of products	30-03-2008 (30MAR2008 00:00:00)
Store outputs in DB	Yes
Nb of level 2 prods	258
Nb of prods with errors	0

2. Summary of processed GOM_NL__2P products.

Nr	Filename	UTC Start time	Limb	Duration	Star Id	Star Name	Star Mag	Star Temp	Nb Meas	Orbit	Prod. error
1	GOM_NL__2PRFIN20080329_000412_000000462067_00159_31776_8996.N1	29-MAR-2008 00:04:12	Bright	46.000	144	18Del Cyg	2.8600	11000.	92	31776	No
2	GOM_NL__2PRFIN20080329_000600_000000412067_00159_31776_8997.N1	29-MAR-2008 00:06:00	Bright	41.000	66	37Gam Cyg	2.2080	5900.0	82	31776	No
3	GOM_NL__2PRFIN20080329_000758_000000422067_00159_31776_8998.N1	29-MAR-2008 00:07:58	Bright	41.500	92	53Eps Cyg	2.5000	4500.0	83	31776	No
4	GOM_NL__2PRFIN20080329_001739_000000382067_00159_31776_8999.N1	29-MAR-2008 00:17:39	Dark	38.000	11	53Alp Aql	0.76500	8000.0	76	31776	No
5	GOM_NL__2PRFIN20080329_003127_000000532067_00159_31776_9000.N1	29-MAR-2008 00:31:27	Dark	52.500	57	34Sig Sgr	2.0660	26000.	105	31776	No
6	GOM_NL__2PRFIN20080329_003502_000000512067_00160_31777_9047.N1	29-MAR-2008 00:35:02	Dark	50.500	38	20Eps Sgr	1.8360	11000.	101	31777	No
7	GOM_NL__2PRFIN20080329_003856_000000502067_00160_31777_9048.N1	29-MAR-2008 00:38:56	Dark	50.000	40	The Sco	1.8590	7100.0	100	31777	No
8	GOM_NL__2PRFIN20080329_004300_000000382067_00160_31777_9049.N1	29-MAR-2008 00:43:00	Dark	38.000	134	Bet TrA	2.8100	6600.0	76	31777	No
9	GOM_NL__2PRFIN20080329_004540_000000552067_00160_31777_9050.N1	29-MAR-2008 00:45:40	Dark	54.500	4	Alp1Cen	-0.010000	5800.0	109	31777	No
10	GOM_NL__2PRFIN20080329_004819_000000492067_00160_31777_9051.N1	29-MAR-2008 00:48:19	Straylight	49.000	78	Alp Lup	2.3040	28000.	98	31777	No
11	GOM_NL__2PRFIN20080329_004954_000000472067_00160_31777_9052.N1	29-MAR-2008 00:49:54	Straylight	46.500	81	Eta Cen	2.3560	28000.	93	31777	No
12	GOM_NL__2PRFIN20080329_005242_000000552067_00160_31777_9053.N1	29-MAR-2008 00:52:42	Straylight	55.000	54	5The Cen	2.0550	4500.0	110	31777	No
13	GOM_NL__2PRFIN20080329_005856_000000472067_00160_31777_9054.N1	29-MAR-2008 00:58:56	Twilight	46.500	106	9Bet Crv	2.6480	5600.0	93	31777	No
14	GOM_NL__2PRFIN20080329_010056_000000442067_00160_31777_9055.N1	29-MAR-2008 01:00:56	Twilight	44.000	100	4Gam Crv	2.5800	13100.	88	31777	No
15	GOM_NL__2PRFIN20080329_010612_000000462067_00160_31777_9056.N1	29-MAR-2008 01:06:12	Bright	46.000	121	29Gam Vir	2.7400	7200.0	92	31777	No
16	GOM_NL__2PRFIN20080329_011049_000000402067_00160_31777_9057.N1	29-MAR-2008 01:10:49	Bright	39.500	62	94Bet Leo	2.1360	9700.0	79	31777	No
17	GOM_NL__2PRFIN20080329_011222_000000372067_00160_31777_9058.N1	29-MAR-2008 01:12:22	Bright	36.500	96	68Del Leo	2.5600	9300.0	73	31777	No
18	GOM_NL__2PRFIN20080329_011913_000000362067_00160_31777_9059.N1	29-MAR-2008 01:19:13	Bright	36.000	174	52Psi UMa	3.0040	4400.0	72	31777	No
19	GOM_NL__2PRFIN20080329_012233_000000352067_00160_31777_9060.N1	29-MAR-2008 01:22:33	Bright	34.500	82	48Bet UMa	2.3650	10600.	69	31777	No
20	GOM_NL__2PRFIN20080329_012404_000000352067_00160_31777_9061.N1	29-MAR-2008 01:24:04	Bright	34.500	36	50Alp UMa	1.8000	6300.0	69	31777	No
21	GOM_NL__2PRFIN20080329_013034_000000392067_00160_31777_9062.N1	29-MAR-2008 01:30:34	Bright	38.500	60	7Bet UMi	2.0810	3950.0	77	31777	No
22	GOM_NL__2PRFIN20080329_013947_000000362067_00160_31777_9063.N1	29-MAR-2008 01:39:47	Bright	36.000	89	5Alp Cep	2.4510	8000.0	72	31777	No
23	GOM_NL__2PRFIN20080329_014448_000000432067_00160_31777_9064.N1	29-MAR-2008 01:44:48	Bright	42.500	144	18Del Cyg	2.8600	11000.	85	31777	No
24	GOM_NL__2PRFIN20080329_014636_000000402067_00160_31777_9065.N1	29-MAR-2008 01:46:36	Bright	40.000	66	37Gam Cyg	2.2080	5900.0	80	31777	No
25	GOM_NL__2PRFIN20080329_014834_000000412067_00160_31777_9066.N1	29-MAR-2008 01:48:34	Bright	41.000	92	53Eps Cyg	2.5000	4500.0	82	31777	No
26	GOM_NL__2PRFIN20080329_015815_000000382067_00160_31777_9067.N1	29-MAR-2008 01:58:15	Dark	38.000	11	53Alp Aql	0.76500	8000.0	76	31777	No
27	GOM_NL__2PRFIN20080329_021204_000000602067_00160_31777_9068.N1	29-MAR-2008 02:12:04	Dark	59.500	57	34Sig Sgr	2.0660	26000.	119	31777	No
28	GOM_NL__2PRFIN20080329_021540_000000542067_00161_31778_9060.N1	29-MAR-2008 02:15:40	Dark	53.500	38	20Eps Sgr	1.8360	11000.	107	31778	No
29	GOM_NL__2PRFIN20080329_021933_000000492067_00161_31778_9061.N1	29-MAR-2008 02:19:33	Dark	49.000	40	The Sco	1.8590	7100.0	98	31778	No
30	GOM_NL__2PRFIN20080329_022336_000000402067_00161_31778_9062.N1	29-MAR-2008 02:23:36	Dark	40.000	134	Bet TrA	2.8100	6600.0	80	31778	No
31	GOM_NL__2PRFIN20080329_022617_000000462067_00161_31778_9063.N1	29-MAR-2008 02:26:17	Dark	45.500	4	Alp1Cen	-0.010000	5800.0	91	31778	No
32	GOM_NL__2PRFIN20080329_022855_000000472067_00161_31778_9064.N1	29-MAR-2008 02:28:55	Straylight	47.000	78	Alp Lup	2.3040	28000.	94	31778	No
33	GOM_NL__2PRFIN20080329_023031_000000502067_00161_31778_9065.N1	29-MAR-2008 02:30:31	Straylight	49.500	81	Eta Cen	2.3560	28000.	99	31778	No
34	GOM_NL__2PRFIN20080329_023319_000000542067_00161_31778_9066.N1	29-MAR-2008 02:33:19	Straylight	54.000	54	5The Cen	2.0550	4500.0	108	31778	No
35	GOM_NL__2PRFIN20080329_023932_000000472067_00161_31778_9067.N1	29-MAR-2008 02:39:32	Twilight	47.000	106	9Bet Crv	2.6480	5600.0	94	31778	No
36	GOM_NL__2PRFIN20080329_024133_000000422067_00161_31778_9068.N1	29-MAR-2008 02:41:33	Twilight	42.000	100	4Gam Crv	2.5800	13100.	84	31778	No
37	GOM_NL__2PRFIN20080329_024648_000000462067_00161_31778_9069.N1	29-MAR-2008 02:46:48	Bright	45.500	121	29Gam Vir	2.7400	7200.0	91	31778	No
38	GOM_NL__2PRFIN20080329_025125_000000392067_00161_31778_9070.N1	29-MAR-2008 02:51:25	Bright	38.500	62	94Bet Leo	2.1360	9700.0	77	31778	No
39	GOM_NL__2PRFIN20080329_025258_000000362067_00161_31778_9071.N1	29-MAR-2008 02:52:58	Bright	36.000	96	68Del Leo	2.5600	9300.0	72	31778	No
40	GOM_NL__2PRFIN20080329_025949_000000412067_00161_31778_9072.N1	29-MAR-2008 02:59:49	Bright	40.500	174	52Psi UMa	3.0040	4400.0	81	31778	No
41	GOM_NL__2PRFIN20080329_030309_000000342067_00161_31778_9073.N1	29-MAR-2008 03:03:09	Bright	34.000	82	48Bet UMa	2.3650	10600.	68	31778	No
42	GOM_NL__2PRFIN20080329_030440_000000372067_00161_31778_9074.N1	29-MAR-2008 03:04:40	Bright	37.000	36	50Alp UMa	1.8000	6300.0	74	31778	No

43	GOM_NL__2PRFIN20080329_031110_000000412067_00161_31778_9075.N1	29-MAR-2008 03:11:10	Bright	40.500	60	7Bet UMi	2.0810	3950.0	81	31778	No
44	GOM_NL__2PRFIN20080329_032023_000000372067_00161_31778_9076.N1	29-MAR-2008 03:20:23	Bright	36.500	89	5Alp Cep	2.4510	8000.0	73	31778	No
45	GOM_NL__2PRFIN20080329_032524_000000442067_00161_31778_9077.N1	29-MAR-2008 03:25:24	Bright	43.500	144	18Del Cyg	2.8600	11000.	87	31778	No
46	GOM_NL__2PRFIN20080329_032712_000000432067_00161_31778_9078.N1	29-MAR-2008 03:27:12	Bright	43.000	66	37Gam Cyg	2.2080	5900.0	86	31778	No
47	GOM_NL__2PRFIN20080329_032910_000000422067_00161_31778_9079.N1	29-MAR-2008 03:29:10	Bright	41.500	92	53Eps Cyg	2.5000	4500.0	83	31778	No
48	GOM_NL__2PRFIN20080329_033852_000000342067_00161_31778_9080.N1	29-MAR-2008 03:38:52	Dark	34.000	11	53Alp Aql	0.76500	8000.0	68	31778	No
49	GOM_NL__2PRFIN20080329_035241_000000532067_00161_31778_9081.N1	29-MAR-2008 03:52:41	Dark	53.000	57	34Sig Sgr	2.0660	26000.	106	31778	No
50	GOM_NL__2PRFIN20080329_035617_000000532067_00162_31779_9069.N1	29-MAR-2008 03:56:17	Dark	53.000	38	20Eps Sgr	1.8360	11000.	106	31779	No
51	GOM_NL__2PRFIN20080329_054302_000000492067_00163_31780_9089.N1	29-MAR-2008 05:43:02	Dark	48.500	43	Alp TrA	1.9100	4250.0	97	31780	No
52	GOM_NL__2PRFIN20080329_054449_000000412067_00163_31780_9090.N1	29-MAR-2008 05:44:49	Dark	40.500	134	Bet TrA	2.8100	6600.0	81	31780	No
53	GOM_NL__2PRFIN20080329_054729_000000522067_00163_31780_9091.N1	29-MAR-2008 05:47:29	Dark	51.500	4	Alp1Cen	-0.010000	5800.0	103	31780	No
54	GOM_NL__2PRFIN20080329_054955_000000442067_00163_31780_9092.N1	29-MAR-2008 05:49:55	Straylight	44.000	12	Alp1Cru	0.77500	30000.	88	31780	No
55	GOM_NL__2PRFIN20080329_055120_000000522067_00163_31780_9093.N1	29-MAR-2008 05:51:20	Straylight	52.000	26	Gam Cru	1.6240	2900.0	104	31780	No
56	GOM_NL__2PRFIN20080329_055315_000000422067_00163_31780_9094.N1	29-MAR-2008 05:53:15	Straylight	41.500	64	Gam Cen	2.2000	10600.	83	31780	No
57	GOM_NL__2PRFIN20080329_060045_000000442067_00163_31780_9095.N1	29-MAR-2008 06:00:45	Twilight	43.500	106	9Bet Crv	2.6480	5600.0	87	31780	No
58	GOM_NL__2PRFIN20080329_060245_000000422067_00163_31780_9096.N1	29-MAR-2008 06:02:45	Twilight	41.500	100	4Gam Crv	2.5800	13100.	83	31780	No
59	GOM_NL__2PRFIN20080329_061237_000000392067_00163_31780_9097.N1	29-MAR-2008 06:12:37	Bright	39.000	62	94Bet Leo	2.1360	9700.0	78	31780	No
60	GOM_NL__2PRFIN20080329_061409_000000362067_00163_31780_9098.N1	29-MAR-2008 06:14:09	Bright	36.000	96	68Del Leo	2.5600	9300.0	72	31780	No
61	GOM_NL__2PRFIN20080329_062101_000000352067_00163_31780_9099.N1	29-MAR-2008 06:21:01	Bright	35.000	174	52Psi UMa	3.0040	4400.0	70	31780	No
62	GOM_NL__2PRFIN20080329_062420_000000372067_00163_31780_9100.N1	29-MAR-2008 06:24:20	Bright	36.500	82	48Bet UMa	2.3650	10600.	73	31780	No
63	GOM_NL__2PRFIN20080329_062552_000000382067_00163_31780_9101.N1	29-MAR-2008 06:25:52	Bright	37.500	36	50Alp UMa	1.8000	6300.0	75	31780	No
64	GOM_NL__2PRFIN20080329_063351_000000372067_00163_31780_9102.N1	29-MAR-2008 06:33:51	Bright	36.500	49	1Alp UMi	1.9900	6300.0	73	31780	No
65	GOM_NL__2PRFIN20080329_064135_000000362067_00163_31780_9103.N1	29-MAR-2008 06:41:35	Bright	35.500	89	5Alp Cep	2.4510	8000.0	71	31780	No
66	GOM_NL__2PRFIN20080329_065649_000000452067_00163_31780_9104.N1	29-MAR-2008 06:56:49	Bright	44.500	61	8Eps Peg	2.1000	3900.0	89	31780	No
67	GOM_NL__2PRFIN20080329_070122_000000432067_00163_31780_9105.N1	29-MAR-2008 07:01:22	Twilight	43.000	154	22Bet Aqr	2.8990	5700.0	86	31780	No
68	GOM_NL__2PRFIN20080329_070358_000000422067_00163_31780_9106.N1	29-MAR-2008 07:03:58	Dark	41.500	142	49Del Cap	2.8500	8900.0	83	31780	No
69	GOM_NL__2PRFIN20080329_071609_000000382067_00163_31780_9107.N1	29-MAR-2008 07:16:09	Dark	38.000	45	Alp Pav	1.9400	26000.	76	31780	No
70	GOM_NL__2PRFIN20080329_072338_000000392067_00164_31781_9103.N1	29-MAR-2008 07:23:38	Dark	39.000	43	Alp TrA	1.9100	4250.0	78	31781	No
71	GOM_NL__2PRFIN20080329_072526_000000402067_00164_31781_9104.N1	29-MAR-2008 07:25:26	Dark	40.000	134	Bet TrA	2.8100	6600.0	80	31781	No
72	GOM_NL__2PRFIN20080329_072806_000000502067_00164_31781_9105.N1	29-MAR-2008 07:28:06	Dark	49.500	4	Alp1Cen	-0.010000	5800.0	99	31781	No
73	GOM_NL__2PRFIN20080329_073031_000000422067_00164_31781_9106.N1	29-MAR-2008 07:30:31	Straylight	42.000	12	Alp1Cru	0.77500	30000.	84	31781	No
74	GOM_NL__2PRFIN20080329_073156_000000452067_00164_31781_9107.N1	29-MAR-2008 07:31:56	Straylight	44.500	26	Gam Cru	1.6240	2900.0	89	31781	No
75	GOM_NL__2PRFIN20080329_073351_000000422067_00164_31781_9108.N1	29-MAR-2008 07:33:51	Straylight	42.000	64	Gam Cen	2.2000	10600.	84	31781	No
76	GOM_NL__2PRFIN20080329_074121_000000462067_00164_31781_9109.N1	29-MAR-2008 07:41:21	Twilight	46.000	106	9Bet Crv	2.6480	5600.0	92	31781	No
77	GOM_NL__2PRFIN20080329_074321_000000422067_00164_31781_9110.N1	29-MAR-2008 07:43:21	Twilight	41.500	100	4Gam Crv	2.5800	13100.	83	31781	No
78	GOM_NL__2PRFIN20080329_075312_000000402067_00164_31781_9111.N1	29-MAR-2008 07:53:12	Bright	39.500	62	94Bet Leo	2.1360	9700.0	79	31781	No
79	GOM_NL__2PRFIN20080329_075445_000000362067_00164_31781_9112.N1	29-MAR-2008 07:54:45	Bright	35.500	96	68Del Leo	2.5600	9300.0	71	31781	No
80	GOM_NL__2PRFIN20080329_080137_000000382067_00164_31781_9113.N1	29-MAR-2008 08:01:37	Bright	38.000	174	52Psi UMa	3.0040	4400.0	76	31781	No
81	GOM_NL__2PRFIN20080329_080456_000000352067_00164_31781_9114.N1	29-MAR-2008 08:04:56	Bright	35.000	82	48Bet UMa	2.3650	10600.	70	31781	No
82	GOM_NL__2PRFIN20080329_080628_000000372067_00164_31781_9115.N1	29-MAR-2008 08:06:28	Bright	37.000	36	50Alp UMa	1.8000	6300.0	74	31781	No
83	GOM_NL__2PRFIN20080329_081427_000000372067_00164_31781_9116.N1	29-MAR-2008 08:14:27	Bright	36.500	49	1Alp UMi	1.9900	6300.0	73	31781	No
84	GOM_NL__2PRFIN20080329_082211_000000352067_00164_31781_9117.N1	29-MAR-2008 08:22:11	Bright	35.000	89	5Alp Cep	2.4510	8000.0	70	31781	No
85	GOM_NL__2PRFIN20080329_083725_000000442067_00164_31781_9118.N1	29-MAR-2008 08:37:25	Bright	43.500	61	8Eps Peg	2.1000	3900.0	87	31781	No
86	GOM_NL__2PRFIN20080329_084158_000000432067_00164_31781_9119.N1	29-MAR-2008 08:41:58	Twilight	43.000	154	22Bet Aqr	2.8990	5700.0	86	31781	No
87	GOM_NL__2PRFIN20080329_084434_000000392067_00164_31781_9120.N1	29-MAR-2008 08:44:34	Dark	39.000	142	49Del Cap	2.8500	8900.0	78	31781	No
88	GOM_NL__2PRFIN20080329_085646_000000412067_00164_31781_9121.N1	29-MAR-2008 08:56:46	Dark	40.500	45	Alp Pav	1.9400	26000.	81	31781	No
89	GOM_NL__2PRFIN20080329_090415_000000462067_00165_31782_9117.N1	29-MAR-2008 09:04:15	Dark	45.500	43	Alp TrA	1.9100	4250.0	91	31782	No
90	GOM_NL__2PRFIN20080329_090602_000000402067_00165_31782_9118.N1	29-MAR-2008 09:06:02	Dark	39.500	134	Bet TrA	2.8100	6600.0	79	31782	No
91	GOM_NL__2PRFIN20080329_090842_000000452067_00165_31782_9119.N1	29-MAR-2008 09:08:42	Dark	44.500	4	Alp1Cen	-0.010000	5800.0	89	31782	No
92	GOM_NL__2PRFIN20080329_091107_000000412067_00165_31782_9120.N1	29-MAR-2008 09:11:07	Straylight	40.500	12	Alp1Cru	0.77500	30000.	81	31782	No
93	GOM_NL__2PRFIN20080329_091233_000000452067_00165_31782_9121.N1	29-MAR-2008 09:12:33	Straylight	44.500	26	Gam Cru	1.6240	2900.0	89	31782	No
94	GOM_NL__2PRFIN20080329_091427_000000412067_00165_31782_9122.N1	29-MAR-2008 09:14:27	Straylight	41.000	64	Gam Cen	2.2000	10600.	82	31782	No
95	GOM_NL__2PRFIN20080329_092157_000000462067_00165_31782_9123.N1	29-MAR-2008 09:21:57	Twilight	45.500	106	9Bet Crv	2.6480	5600.0	91	31782	No
96	GOM_NL__2PRFIN20080329_092357_000000422067_00165_31782_9124.N1	29-MAR-2008 09:23:57	Twilight	42.000	100	4Gam Crv	2.5800	13100.	84	31782	No
97	GOM_NL__2PRFIN20080329_093348_000000402067_00165_31782_9125.N1	29-MAR-2008 09:33:48	Bright	40.000	62	94Bet Leo	2.1360	9700.0	80	31782	No
98	GOM_NL__2PRFIN20080329_093521_000000372067_00165_31782_9126.N1	29-MAR-2008 09:35:21	Bright	37.000	96	68Del Leo	2.5600	9300.0	74	31782	No
99	GOM_NL__2PRFIN20080329_094212_000000422067_00165_31782_9127.N1	29-MAR-2008 09:42:12	Bright	41.500	174	52Psi UMa	3.0040	4400.0	83	31782	No
100	GOM_NL__2PRFIN20080329_094532_000000532067_00165_31782_9128.N1	29-MAR-2008 09:45:32	Bright	53.000	82	48Bet UMa	2.3650	10600.	106	31782	No
101	GOM_NL__2PRFIN20080329_094704_000000372067_00165_31782_9129.N1	29-MAR-2008 09:47:04	Bright	36.500	36	50Alp UMa	1.8000	6300.0	73	31782	No

102	GOM_NL__2PRFIN20080329_095503_000000372067_00165_31782_9130.N1	29-MAR-2008 09:55:03	Bright	36.500	49	1Alp UMi	1.9900	6300.0	73	31782	No
103	GOM_NL__2PRFIN20080329_100247_000000372067_00165_31782_9131.N1	29-MAR-2008 10:02:47	Bright	36.500	89	5Alp Cep	2.4510	8000.0	73	31782	No
104	GOM_NL__2PRFIN20080329_101802_000000532067_00165_31782_9132.N1	29-MAR-2008 10:18:02	Bright	53.000	61	8Eps Peg	2.1000	3900.0	106	31782	No
105	GOM_NL__2PRFIN20080329_102234_000000422067_00165_31782_9133.N1	29-MAR-2008 10:22:34	Twilight	41.500	154	22Bet Aqr	2.8990	5700.0	83	31782	No
106	GOM_NL__2PRFIN20080329_102510_000000402067_00165_31782_9134.N1	29-MAR-2008 10:25:10	Dark	40.000	142	49Del Cap	2.8500	8900.0	80	31782	No
107	GOM_NL__2PRFIN20080329_103722_000000432067_00165_31782_9135.N1	29-MAR-2008 10:37:22	Dark	43.000	45	Alp Pav	1.9400	26000.	86	31782	No
108	GOM_NL__2PRFIN20080329_104451_000000392067_00166_31783_9128.N1	29-MAR-2008 10:44:51	Dark	39.000	43	Alp TrA	1.9100	4250.0	78	31783	No
109	GOM_NL__2PRFIN20080329_104639_000000382067_00166_31783_9129.N1	29-MAR-2008 10:46:39	Dark	37.500	134	Bet TrA	2.8100	6600.0	75	31783	No
110	GOM_NL__2PRFIN20080329_104919_000000542067_00166_31783_9130.N1	29-MAR-2008 10:49:19	Dark	54.000	4	Alp1Cen	-0.010000	5800.0	108	31783	No
111	GOM_NL__2PRFIN20080329_105143_000000382067_00166_31783_9131.N1	29-MAR-2008 10:51:43	Straylight	38.000	12	Alp1Cru	0.77500	30000.	76	31783	No
112	GOM_NL__2PRFIN20080329_105309_000000442067_00166_31783_9132.N1	29-MAR-2008 10:53:09	Straylight	43.500	26	Gam Cru	1.6240	2900.0	87	31783	No
113	GOM_NL__2PRFIN20080329_105503_000000402067_00166_31783_9133.N1	29-MAR-2008 10:55:03	Straylight	39.500	64	Gam Cen	2.2000	10600.	79	31783	No
114	GOM_NL__2PRFIN20080329_110233_000000452067_00166_31783_9134.N1	29-MAR-2008 11:02:33	Twi_and_stray	45.000	106	9Bet Crv	2.6480	5600.0	90	31783	No
115	GOM_NL__2PRFIN20080329_110433_000000432067_00166_31783_9135.N1	29-MAR-2008 11:04:33	Twi_and_stray	43.000	100	4Gam Crv	2.5800	13100.	86	31783	No
116	GOM_NL__2PRFIN20080329_111424_000000392067_00166_31783_9136.N1	29-MAR-2008 11:14:24	Bright	39.000	62	94Bet Leo	2.1360	9700.0	78	31783	No
117	GOM_NL__2PRFIN20080329_111557_000000372067_00166_31783_9137.N1	29-MAR-2008 11:15:57	Bright	36.500	96	68Del Leo	2.5600	9300.0	73	31783	No
118	GOM_NL__2PRFIN20080329_112248_000000362067_00166_31783_9138.N1	29-MAR-2008 11:22:48	Bright	36.000	174	52Psi UMa	3.0040	4400.0	72	31783	No
119	GOM_NL__2PRFIN20080329_112608_000000362067_00166_31783_9139.N1	29-MAR-2008 11:26:08	Bright	36.000	82	48Bet UMa	2.3650	10600.	72	31783	No
120	GOM_NL__2PRFIN20080329_112739_000000382067_00166_31783_9140.N1	29-MAR-2008 11:27:39	Bright	37.500	36	50Alp UMa	1.8000	6300.0	75	31783	No
121	GOM_NL__2PRFIN20080329_113538_000000362067_00166_31783_9141.N1	29-MAR-2008 11:35:38	Bright	35.500	49	1Alp UMi	1.9900	6300.0	71	31783	No
122	GOM_NL__2PRFIN20080329_114323_000000352067_00166_31783_9142.N1	29-MAR-2008 11:43:23	Bright	34.500	89	5Alp Cep	2.4510	8000.0	69	31783	No
123	GOM_NL__2PRFIN20080329_115838_000000432067_00166_31783_9143.N1	29-MAR-2008 11:58:38	Bright	42.500	61	8Eps Peg	2.1000	3900.0	85	31783	No
124	GOM_NL__2PRFIN20080329_120310_000000422067_00166_31783_9144.N1	29-MAR-2008 12:03:10	Twilight	41.500	154	22Bet Aqr	2.8990	5700.0	83	31783	No
125	GOM_NL__2PRFIN20080329_120546_000000412067_00166_31783_9145.N1	29-MAR-2008 12:05:46	Dark	41.000	142	49Del Cap	2.8500	8900.0	82	31783	No
126	GOM_NL__2PRFIN20080329_121758_000000382067_00166_31783_9146.N1	29-MAR-2008 12:17:58	Dark	37.500	45	Alp Pav	1.9400	26000.	75	31783	No
127	GOM_NL__2PRFIN20080329_122527_000000412067_00167_31784_9150.N1	29-MAR-2008 12:25:27	Dark	40.500	43	Alp TrA	1.9100	4250.0	81	31784	No
128	GOM_NL__2PRFIN20080329_122715_000000402067_00167_31784_9151.N1	29-MAR-2008 12:27:15	Dark	40.000	134	Bet TrA	2.8100	6600.0	80	31784	No
129	GOM_NL__2PRFIN20080329_122955_000000462067_00167_31784_9152.N1	29-MAR-2008 12:29:55	Dark	46.000	4	Alp1Cen	-0.010000	5800.0	92	31784	No
130	GOM_NL__2PRFIN20080329_123219_000000462067_00167_31784_9153.N1	29-MAR-2008 12:32:19	Straylight	46.000	12	Alp1Cru	0.77500	30000.	92	31784	No
131	GOM_NL__2PRFIN20080329_123345_000000472067_00167_31784_9154.N1	29-MAR-2008 12:33:45	Straylight	46.500	26	Gam Cru	1.6240	2900.0	93	31784	No
132	GOM_NL__2PRFIN20080329_123540_000000382067_00167_31784_9155.N1	29-MAR-2008 12:35:40	Straylight	38.000	64	Gam Cen	2.2000	10600.	76	31784	No
133	GOM_NL__2PRFIN20080329_124309_000000462067_00167_31784_9156.N1	29-MAR-2008 12:43:09	Twi_and_stray	45.500	106	9Bet Crv	2.6480	5600.0	91	31784	No
134	GOM_NL__2PRFIN20080329_124509_000000442067_00167_31784_9157.N1	29-MAR-2008 12:45:09	Twi_and_stray	43.500	100	4Gam Crv	2.5800	13100.	87	31784	No
135	GOM_NL__2PRFIN20080329_125500_000000392067_00167_31784_9158.N1	29-MAR-2008 12:55:00	Bright	38.500	62	94Bet Leo	2.1360	9700.0	77	31784	No
136	GOM_NL__2PRFIN20080329_125633_000000402067_00167_31784_9159.N1	29-MAR-2008 12:56:33	Bright	39.500	96	68Del Leo	2.5600	9300.0	79	31784	No
137	GOM_NL__2PRFIN20080329_130324_000000352067_00167_31784_9160.N1	29-MAR-2008 13:03:24	Bright	34.500	174	52Psi UMa	3.0040	4400.0	69	31784	No
138	GOM_NL__2PRFIN20080329_130644_000000372067_00167_31784_9161.N1	29-MAR-2008 13:06:44	Bright	36.500	82	48Bet UMa	2.3650	10600.	73	31784	No
139	GOM_NL__2PRFIN20080329_130815_000000382067_00167_31784_9162.N1	29-MAR-2008 13:08:15	Bright	37.500	36	50Alp UMa	1.8000	6300.0	75	31784	No
140	GOM_NL__2PRFIN20080329_131614_000000332067_00167_31784_9163.N1	29-MAR-2008 13:16:14	Bright	33.000	49	1Alp UMi	1.9900	6300.0	66	31784	No
141	GOM_NL__2PRFIN20080329_132358_000000352067_00167_31784_9164.N1	29-MAR-2008 13:23:58	Bright	35.000	89	5Alp Cep	2.4510	8000.0	70	31784	No
142	GOM_NL__2PRFIN20080329_133914_000000422067_00167_31784_9165.N1	29-MAR-2008 13:39:14	Bright	41.500	61	8Eps Peg	2.1000	3900.0	83	31784	No
143	GOM_NL__2PRFIN20080329_134346_000000432067_00167_31784_9166.N1	29-MAR-2008 13:43:46	Twilight	43.000	154	22Bet Aqr	2.8990	5700.0	86	31784	No
144	GOM_NL__2PRFIN20080329_134623_000000402067_00167_31784_9167.N1	29-MAR-2008 13:46:23	Dark	40.000	142	49Del Cap	2.8500	8900.0	80	31784	No
145	GOM_NL__2PRFIN20080329_135834_000000392067_00167_31784_9168.N1	29-MAR-2008 13:58:34	Dark	38.500	45	Alp Pav	1.9400	26000.	77	31784	No
146	GOM_NL__2PRFIN20080329_140604_000000412067_00168_31785_9160.N1	29-MAR-2008 14:06:04	Dark	41.000	43	Alp TrA	1.9100	4250.0	82	31785	No
147	GOM_NL__2PRFIN20080329_140752_000000382067_00168_31785_9161.N1	29-MAR-2008 14:07:52	Dark	37.500	134	Bet TrA	2.8100	6600.0	75	31785	No
148	GOM_NL__2PRFIN20080329_141031_000000482067_00168_31785_9162.N1	29-MAR-2008 14:10:31	Dark	47.500	4	Alp1Cen	-0.010000	5800.0	95	31785	No
149	GOM_NL__2PRFIN20080329_141255_000000412067_00168_31785_9163.N1	29-MAR-2008 14:12:55	Straylight	40.500	12	Alp1Cru	0.77500	30000.	81	31785	No
150	GOM_NL__2PRFIN20080329_141421_000000482067_00168_31785_9164.N1	29-MAR-2008 14:14:21	Straylight	48.000	26	Gam Cru	1.6240	2900.0	96	31785	No
151	GOM_NL__2PRFIN20080329_141616_000000372067_00168_31785_9165.N1	29-MAR-2008 14:16:16	Straylight	37.000	64	Gam Cen	2.2000	10600.	74	31785	No
152	GOM_NL__2PRFIN20080329_142345_000000432067_00168_31785_9166.N1	29-MAR-2008 14:23:45	Twi_and_stray	43.000	106	9Bet Crv	2.6480	5600.0	86	31785	No
153	GOM_NL__2PRFIN20080329_142545_000000442067_00168_31785_9167.N1	29-MAR-2008 14:25:45	Twi_and_stray	43.500	100	4Gam Crv	2.5800	13100.	87	31785	No
154	GOM_NL__2PRFIN20080329_143535_000000382067_00168_31785_9168.N1	29-MAR-2008 14:35:35	Bright	38.000	62	94Bet Leo	2.1360	9700.0	76	31785	No
155	GOM_NL__2PRFIN20080329_143709_000000452067_00168_31785_9169.N1	29-MAR-2008 14:37:09	Bright	45.000	96	68Del Leo	2.5600	9300.0	90	31785	No
156	GOM_NL__2PRFIN20080329_144400_000000372067_00168_31785_9170.N1	29-MAR-2008 14:44:00	Bright	36.500	174	52Psi UMa	3.0040	4400.0	73	31785	No
157	GOM_NL__2PRFIN20080329_144720_000000362067_00168_31785_9171.N1	29-MAR-2008 14:47:20	Bright	35.500	82	48Bet UMa	2.3650	10600.	71	31785	No
158	GOM_NL__2PRFIN20080329_144851_000000372067_00168_31785_9172.N1	29-MAR-2008 14:48:51	Bright	37.000	36	50Alp UMa	1.8000	6300.0	74	31785	No
159	GOM_NL__2PRFIN20080329_145650_000000332067_00168_31785_9173.N1	29-MAR-2008 14:56:50	Bright	32.500	49	1Alp UMi	1.9900	6300.0	65	31785	No
160	GOM_NL__2PRFIN20080329_150435_000000362067_00168_31785_9174.N1	29-MAR-2008 15:04:35	Bright	36.000	89	5Alp Cep	2.4510	8000.0	72	31785	No

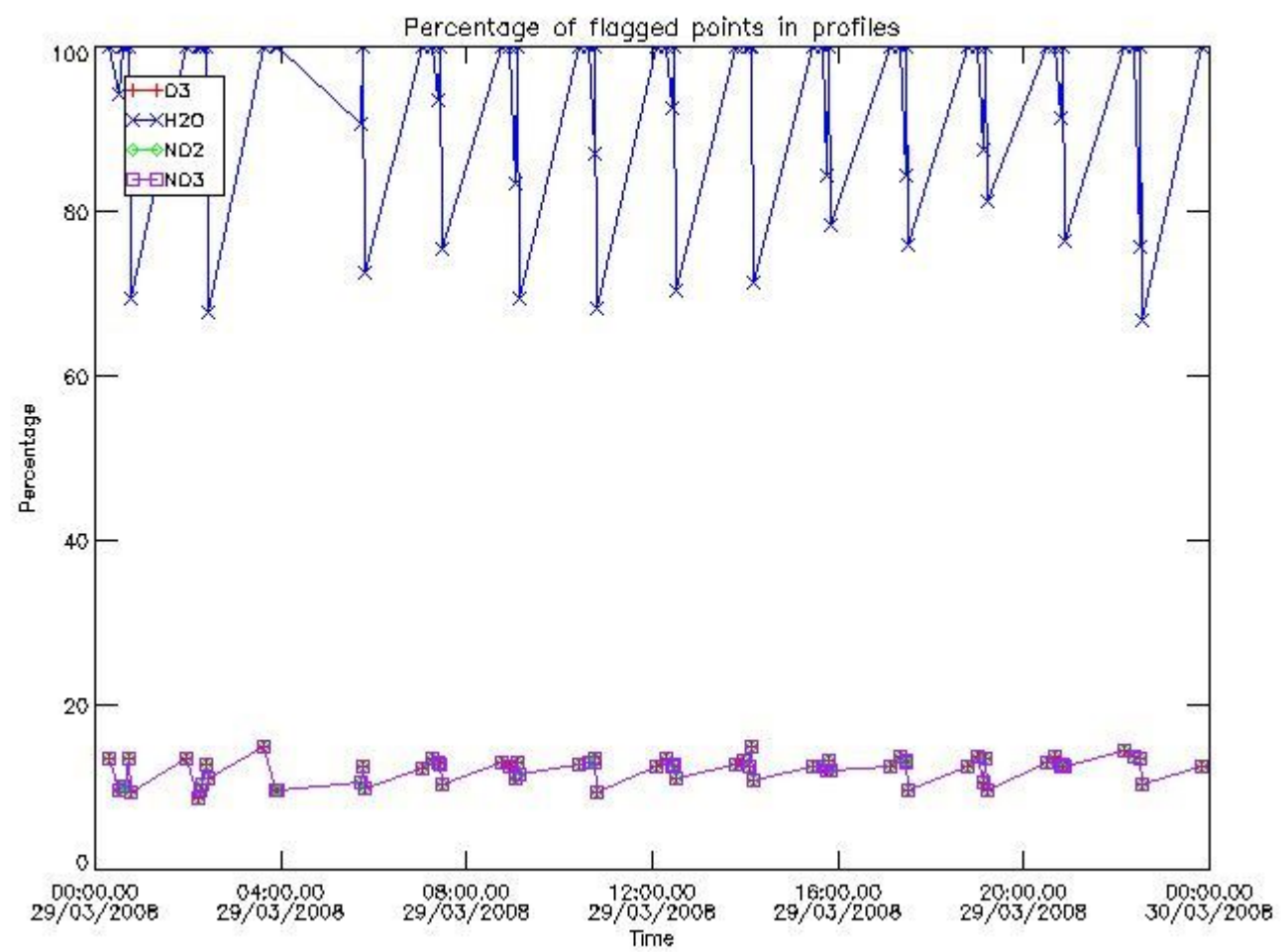
161	GOM_NL__2PRFIN20080329_151950_000000442067_00168_31785_9175.N1	29-MAR-2008 15:19:50	Bright	44.000	61	8Eps Peg	2.1000	3900.0	88	31785	No
162	GOM_NL__2PRFIN20080329_152423_000000422067_00168_31785_9176.N1	29-MAR-2008 15:24:23	Twilight	42.000	154	22Bet Aqr	2.8990	5700.0	84	31785	No
163	GOM_NL__2PRFIN20080329_152659_000000412067_00168_31785_9177.N1	29-MAR-2008 15:26:59	Dark	40.500	142	49Del Cap	2.8500	8900.0	81	31785	No
164	GOM_NL__2PRFIN20080329_153911_000000412067_00168_31785_9178.N1	29-MAR-2008 15:39:11	Dark	40.500	45	Alp Pav	1.9400	26000.	81	31785	No
165	GOM_NL__2PRFIN20080329_154640_000000422067_00169_31786_9176.N1	29-MAR-2008 15:46:40	Dark	42.000	43	Alp TrA	1.9100	4250.0	84	31786	No
166	GOM_NL__2PRFIN20080329_154828_000000392067_00169_31786_9177.N1	29-MAR-2008 15:48:28	Dark	38.500	134	Bet TrA	2.8100	6600.0	77	31786	No
167	GOM_NL__2PRFIN20080329_155108_000000422067_00169_31786_9178.N1	29-MAR-2008 15:51:08	Dark	42.000	4	Alp1Cen	-0.010000	5800.0	84	31786	No
168	GOM_NL__2PRFIN20080329_155332_000000392067_00169_31786_9179.N1	29-MAR-2008 15:53:32	Straylight	39.000	12	Alp1Cru	0.77500	30000.	78	31786	No
169	GOM_NL__2PRFIN20080329_155457_000000442067_00169_31786_9180.N1	29-MAR-2008 15:54:57	Straylight	43.500	26	Gam Cru	1.6240	2900.0	87	31786	No
170	GOM_NL__2PRFIN20080329_155652_000000382067_00169_31786_9181.N1	29-MAR-2008 15:56:52	Straylight	37.500	64	Gam Cen	2.2000	10600.	75	31786	No
171	GOM_NL__2PRFIN20080329_160421_000000442067_00169_31786_9182.N1	29-MAR-2008 16:04:21	Twilight	44.000	106	9Bet Crv	2.6480	5600.0	88	31786	No
172	GOM_NL__2PRFIN20080329_160621_000000402067_00169_31786_9183.N1	29-MAR-2008 16:06:21	Twilight	40.000	100	4Gam Crv	2.5800	13100.	80	31786	No
173	GOM_NL__2PRFIN20080329_161611_000000402067_00169_31786_9184.N1	29-MAR-2008 16:16:11	Bright	39.500	62	94Bet Leo	2.1360	9700.0	79	31786	No
174	GOM_NL__2PRFIN20080329_161744_000000372067_00169_31786_9185.N1	29-MAR-2008 16:17:44	Bright	36.500	96	68Del Leo	2.5600	9300.0	73	31786	No
175	GOM_NL__2PRFIN20080329_162436_000000362067_00169_31786_9186.N1	29-MAR-2008 16:24:36	Bright	35.500	174	52Psi UMa	3.0040	4400.0	71	31786	No
176	GOM_NL__2PRFIN20080329_162755_000000352067_00169_31786_9187.N1	29-MAR-2008 16:27:55	Bright	35.000	82	48Bet UMa	2.3650	10600.	70	31786	No
177	GOM_NL__2PRFIN20080329_162927_000000352067_00169_31786_9188.N1	29-MAR-2008 16:29:27	Bright	35.000	36	50Alp UMa	1.8000	6300.0	70	31786	No
178	GOM_NL__2PRFIN20080329_163726_000000332067_00169_31786_9189.N1	29-MAR-2008 16:37:26	Bright	33.000	49	1Alp UMi	1.9900	6300.0	66	31786	No
179	GOM_NL__2PRFIN20080329_164510_000000362067_00169_31786_9190.N1	29-MAR-2008 16:45:10	Bright	35.500	89	5Alp Cep	2.4510	8000.0	71	31786	No
180	GOM_NL__2PRFIN20080329_170026_000000442067_00169_31786_9191.N1	29-MAR-2008 17:00:26	Bright	44.000	61	8Eps Peg	2.1000	3900.0	88	31786	No
181	GOM_NL__2PRFIN20080329_170459_000000422067_00169_31786_9192.N1	29-MAR-2008 17:04:59	Twilight	41.500	154	22Bet Aqr	2.8990	5700.0	83	31786	No
182	GOM_NL__2PRFIN20080329_170735_000000412067_00169_31786_9193.N1	29-MAR-2008 17:07:35	Dark	40.500	142	49Del Cap	2.8500	8900.0	81	31786	No
183	GOM_NL__2PRFIN20080329_171947_000000372067_00169_31786_9194.N1	29-MAR-2008 17:19:47	Dark	37.000	45	Alp Pav	1.9400	26000.	74	31786	No
184	GOM_NL__2PRFIN20080329_172716_000000392067_00170_31787_9190.N1	29-MAR-2008 17:27:16	Dark	39.000	43	Alp TrA	1.9100	4250.0	78	31787	No
185	GOM_NL__2PRFIN20080329_172905_000000392067_00170_31787_9191.N1	29-MAR-2008 17:29:05	Dark	38.500	134	Bet TrA	2.8100	6600.0	77	31787	No
186	GOM_NL__2PRFIN20080329_173144_000000532067_00170_31787_9192.N1	29-MAR-2008 17:31:44	Dark	52.500	4	Alp1Cen	-0.010000	5800.0	105	31787	No
187	GOM_NL__2PRFIN20080329_173408_000000412067_00170_31787_9193.N1	29-MAR-2008 17:34:08	Straylight	41.000	12	Alp1Cru	0.77500	30000.	82	31787	No
188	GOM_NL__2PRFIN20080329_173534_000000472067_00170_31787_9194.N1	29-MAR-2008 17:35:34	Straylight	47.000	26	Gam Cru	1.6240	2900.0	94	31787	No
189	GOM_NL__2PRFIN20080329_173728_000000392067_00170_31787_9195.N1	29-MAR-2008 17:37:28	Straylight	38.500	64	Gam Cen	2.2000	10600.	77	31787	No
190	GOM_NL__2PRFIN20080329_174457_000000462067_00170_31787_9196.N1	29-MAR-2008 17:44:57	Twilight	45.500	106	9Bet Crv	2.6480	5600.0	91	31787	No
191	GOM_NL__2PRFIN20080329_174657_000000432067_00170_31787_9197.N1	29-MAR-2008 17:46:57	Twilight	43.000	100	4Gam Crv	2.5800	13100.	86	31787	No
192	GOM_NL__2PRFIN20080329_175647_000000392067_00170_31787_9198.N1	29-MAR-2008 17:56:47	Bright	38.500	62	94Bet Leo	2.1360	9700.0	77	31787	No
193	GOM_NL__2PRFIN20080329_175821_000000362067_00170_31787_9199.N1	29-MAR-2008 17:58:21	Bright	36.000	96	68Del Leo	2.5600	9300.0	72	31787	No
194	GOM_NL__2PRFIN20080329_180511_000000372067_00170_31787_9200.N1	29-MAR-2008 18:05:11	Bright	36.500	174	52Psi UMa	3.0040	4400.0	73	31787	No
195	GOM_NL__2PRFIN20080329_180831_000000362067_00170_31787_9201.N1	29-MAR-2008 18:08:31	Bright	36.000	82	48Bet UMa	2.3650	10600.	72	31787	No
196	GOM_NL__2PRFIN20080329_181003_000000382067_00170_31787_9202.N1	29-MAR-2008 18:10:03	Bright	37.500	36	50Alp UMa	1.8000	6300.0	75	31787	No
197	GOM_NL__2PRFIN20080329_181802_000000362067_00170_31787_9203.N1	29-MAR-2008 18:18:02	Bright	36.000	49	1Alp UMi	1.9900	6300.0	72	31787	No
198	GOM_NL__2PRFIN20080329_182546_000000352067_00170_31787_9204.N1	29-MAR-2008 18:25:46	Bright	35.000	89	5Alp Cep	2.4510	8000.0	70	31787	No
199	GOM_NL__2PRFIN20080329_184102_000000432067_00170_31787_9205.N1	29-MAR-2008 18:41:02	Bright	42.500	61	8Eps Peg	2.1000	3900.0	85	31787	No
200	GOM_NL__2PRFIN20080329_184535_000000422067_00170_31787_9206.N1	29-MAR-2008 18:45:35	Twilight	42.000	154	22Bet Aqr	2.8990	5700.0	84	31787	No
201	GOM_NL__2PRFIN20080329_184811_000000412067_00170_31787_9207.N1	29-MAR-2008 18:48:11	Dark	40.500	142	49Del Cap	2.8500	8900.0	81	31787	No
202	GOM_NL__2PRFIN20080329_190023_000000372067_00170_31787_9208.N1	29-MAR-2008 19:00:23	Dark	37.000	45	Alp Pav	1.9400	26000.	74	31787	No
203	GOM_NL__2PRFIN20080329_190753_000000482067_00171_31788_9208.N1	29-MAR-2008 19:07:53	Dark	48.000	43	Alp TrA	1.9100	4250.0	96	31788	No
204	GOM_NL__2PRFIN20080329_190941_000000382067_00171_31788_9209.N1	29-MAR-2008 19:09:41	Dark	38.000	134	Bet TrA	2.8100	6600.0	76	31788	No
205	GOM_NL__2PRFIN20080329_191221_000000542067_00171_31788_9210.N1	29-MAR-2008 19:12:21	Dark	53.500	4	Alp1Cen	-0.010000	5800.0	107	31788	No
206	GOM_NL__2PRFIN20080329_191444_000000412067_00171_31788_9211.N1	29-MAR-2008 19:14:44	Straylight	41.000	12	Alp1Cru	0.77500	30000.	82	31788	No
207	GOM_NL__2PRFIN20080329_191610_000000512067_00171_31788_9212.N1	29-MAR-2008 19:16:10	Straylight	51.000	26	Gam Cru	1.6240	2900.0	102	31788	No
208	GOM_NL__2PRFIN20080329_191805_000000392067_00171_31788_9213.N1	29-MAR-2008 19:18:05	Straylight	38.500	64	Gam Cen	2.2000	10600.	77	31788	No
209	GOM_NL__2PRFIN20080329_192533_000000482067_00171_31788_9214.N1	29-MAR-2008 19:25:33	Twilight	48.000	106	9Bet Crv	2.6480	5600.0	96	31788	No
210	GOM_NL__2PRFIN20080329_192733_000000422067_00171_31788_9215.N1	29-MAR-2008 19:27:33	Twilight	42.000	100	4Gam Crv	2.5800	13100.	84	31788	No
211	GOM_NL__2PRFIN20080329_193723_000000392067_00171_31788_9216.N1	29-MAR-2008 19:37:23	Bright	38.500	62	94Bet Leo	2.1360	9700.0	77	31788	No
212	GOM_NL__2PRFIN20080329_193856_000000362067_00171_31788_9217.N1	29-MAR-2008 19:38:56	Bright	35.500	96	68Del Leo	2.5600	9300.0	71	31788	No
213	GOM_NL__2PRFIN20080329_194547_000000362067_00171_31788_9218.N1	29-MAR-2008 19:45:47	Bright	36.000	174	52Psi UMa	3.0040	4400.0	72	31788	No
214	GOM_NL__2PRFIN20080329_194854_000000382067_00171_31788_9219.N1	29-MAR-2008 19:48:54	Bright	38.000	87	64Gam UMa	2.4330	11000.	76	31788	No
215	GOM_NL__2PRFIN20080329_195039_000000382067_00171_31788_9220.N1	29-MAR-2008 19:50:39	Bright	38.000	36	50Alp UMa	1.8000	6300.0	76	31788	No
216	GOM_NL__2PRFIN20080329_195838_000000362067_00171_31788_9221.N1	29-MAR-2008 19:58:38	Bright	35.500	49	1Alp UMi	1.9900	6300.0	71	31788	No
217	GOM_NL__2PRFIN20080329_200622_000000372067_00171_31788_9222.N1	29-MAR-2008 20:06:22	Bright	37.000	89	5Alp Cep	2.4510	8000.0	74	31788	No
218	GOM_NL__2PRFIN20080329_202139_000000432067_00171_31788_9223.N1	29-MAR-2008 20:21:39	Bright	43.000	61	8Eps Peg	2.1000	3900.0	86	31788	No
219	GOM_NL__2PRFIN20080329_202612_000000462067_00171_31788_9224.N1	29-MAR-2008 20:26:12	Twilight	45.500	154	22Bet Aqr	2.8990	5700.0	91	31788	No

220	GOM_NL__2PRFIN20080329_202847_000000392067_00171_31788_9225.N1	29-MAR-2008 20:28:47	Dark	39.000	142	49Del Cap	2.8500	8900.0	78	31788	No
221	GOM_NL__2PRFIN20080329_204100_000000412067_00171_31788_9226.N1	29-MAR-2008 20:41:00	Dark	40.500	45	Alp Pav	1.9400	26000.	81	31788	No
222	GOM_NL__2PRFIN20080329_204829_000000412067_00172_31789_9230.N1	29-MAR-2008 20:48:29	Dark	40.500	43	Alp TrA	1.9100	4250.0	81	31789	No
223	GOM_NL__2PRFIN20080329_205017_000000402067_00172_31789_9231.N1	29-MAR-2008 20:50:17	Dark	40.000	134	Bet TrA	2.8100	6600.0	80	31789	No
224	GOM_NL__2PRFIN20080329_205257_000000412067_00172_31789_9232.N1	29-MAR-2008 20:52:57	Dark	40.500	4	Alp1Cen	-0.010000	5800.0	81	31789	No
225	GOM_NL__2PRFIN20080329_205520_000000482067_00172_31789_9233.N1	29-MAR-2008 20:55:20	Straylight	48.000	12	Alp1Cru	0.77500	30000.	96	31789	No
226	GOM_NL__2PRFIN20080329_205646_000000522067_00172_31789_9234.N1	29-MAR-2008 20:56:46	Straylight	52.000	26	Gam Cru	1.6240	2900.0	104	31789	No
227	GOM_NL__2PRFIN20080329_205841_000000402067_00172_31789_9235.N1	29-MAR-2008 20:58:41	Straylight	39.500	64	Gam Cen	2.2000	10600.	79	31789	No
228	GOM_NL__2PRFIN20080329_210610_000000462067_00172_31789_9236.N1	29-MAR-2008 21:06:10	Twilight	46.000	106	9Bet Crv	2.6480	5600.0	92	31789	No
229	GOM_NL__2PRFIN20080329_210809_000000442067_00172_31789_9237.N1	29-MAR-2008 21:08:09	Twilight	44.000	100	4Gam Crv	2.5800	13100.	88	31789	No
230	GOM_NL__2PRFIN20080329_211759_000000402067_00172_31789_9238.N1	29-MAR-2008 21:17:59	Bright	39.500	62	94Bet Leo	2.1360	9700.0	79	31789	No
231	GOM_NL__2PRFIN20080329_211932_000000372067_00172_31789_9239.N1	29-MAR-2008 21:19:32	Bright	36.500	96	68Del Leo	2.5600	9300.0	73	31789	No
232	GOM_NL__2PRFIN20080329_212623_000000372067_00172_31789_9240.N1	29-MAR-2008 21:26:23	Bright	36.500	174	52Psi UMa	3.0040	4400.0	73	31789	No
233	GOM_NL__2PRFIN20080329_212929_000000402067_00172_31789_9241.N1	29-MAR-2008 21:29:29	Bright	39.500	87	64Gam UMa	2.4330	11000.	79	31789	No
234	GOM_NL__2PRFIN20080329_213114_000000372067_00172_31789_9242.N1	29-MAR-2008 21:31:14	Bright	36.500	36	50Alp UMa	1.8000	6300.0	73	31789	No
235	GOM_NL__2PRFIN20080329_213914_000000352067_00172_31789_9243.N1	29-MAR-2008 21:39:14	Bright	35.000	49	1Alp UMi	1.9900	6300.0	70	31789	No
236	GOM_NL__2PRFIN20080329_214658_000000362067_00172_31789_9244.N1	29-MAR-2008 21:46:58	Bright	36.000	89	5Alp Cep	2.4510	8000.0	72	31789	No
237	GOM_NL__2PRFIN20080329_220215_000000442067_00172_31789_9245.N1	29-MAR-2008 22:02:15	Bright	43.500	61	8Eps Peg	2.1000	3900.0	87	31789	No
238	GOM_NL__2PRFIN20080329_220648_000000442067_00172_31789_9246.N1	29-MAR-2008 22:06:48	Twilight	43.500	154	22Bet Aqr	2.8990	5700.0	87	31789	No
239	GOM_NL__2PRFIN20080329_220924_000000392067_00172_31789_9247.N1	29-MAR-2008 22:09:24	Dark	39.000	142	49Del Cap	2.8500	8900.0	78	31789	No
240	GOM_NL__2PRFIN20080329_222136_000000372067_00172_31789_9248.N1	29-MAR-2008 22:21:36	Dark	37.000	45	Alp Pav	1.9400	26000.	74	31789	No
241	GOM_NL__2PRFIN20080329_222906_000000382067_00173_31790_9244.N1	29-MAR-2008 22:29:06	Dark	37.500	43	Alp TrA	1.9100	4250.0	75	31790	No
242	GOM_NL__2PRFIN20080329_223054_000000382067_00173_31790_9245.N1	29-MAR-2008 22:30:54	Dark	38.000	134	Bet TrA	2.8100	6600.0	76	31790	No
243	GOM_NL__2PRFIN20080329_223333_000000552067_00173_31790_9246.N1	29-MAR-2008 22:33:33	Dark	54.500	4	Alp1Cen	-0.010000	5800.0	109	31790	No
244	GOM_NL__2PRFIN20080329_223556_000000382067_00173_31790_9247.N1	29-MAR-2008 22:35:56	Straylight	38.000	12	Alp1Cru	0.77500	30000.	76	31790	No
245	GOM_NL__2PRFIN20080329_223722_000000502067_00173_31790_9248.N1	29-MAR-2008 22:37:22	Straylight	50.000	26	Gam Cru	1.6240	2900.0	100	31790	No
246	GOM_NL__2PRFIN20080329_223917_000000402067_00173_31790_9249.N1	29-MAR-2008 22:39:17	Straylight	40.000	64	Gam Cen	2.2000	10600.	80	31790	No
247	GOM_NL__2PRFIN20080329_224646_000000452067_00173_31790_9250.N1	29-MAR-2008 22:46:46	Twilight	45.000	106	9Bet Crv	2.6480	5600.0	90	31790	No
248	GOM_NL__2PRFIN20080329_224845_000000432067_00173_31790_9251.N1	29-MAR-2008 22:48:45	Twilight	42.500	100	4Gam Crv	2.5800	13100.	85	31790	No
249	GOM_NL__2PRFIN20080329_225834_000000402067_00173_31790_9252.N1	29-MAR-2008 22:58:34	Bright	39.500	62	94Bet Leo	2.1360	9700.0	79	31790	No
250	GOM_NL__2PRFIN20080329_230008_000000362067_00173_31790_9253.N1	29-MAR-2008 23:00:08	Bright	36.000	96	68Del Leo	2.5600	9300.0	72	31790	No
251	GOM_NL__2PRFIN20080329_230659_000000352067_00173_31790_9254.N1	29-MAR-2008 23:06:59	Bright	35.000	174	52Psi UMa	3.0040	4400.0	70	31790	No
252	GOM_NL__2PRFIN20080329_231005_000000382067_00173_31790_9255.N1	29-MAR-2008 23:10:05	Bright	37.500	87	64Gam UMa	2.4330	11000.	75	31790	No
253	GOM_NL__2PRFIN20080329_231150_000000352067_00173_31790_9256.N1	29-MAR-2008 23:11:50	Bright	35.000	36	50Alp UMa	1.8000	6300.0	70	31790	No
254	GOM_NL__2PRFIN20080329_231950_000000352067_00173_31790_9257.N1	29-MAR-2008 23:19:50	Bright	34.500	49	1Alp UMi	1.9900	6300.0	69	31790	No
255	GOM_NL__2PRFIN20080329_232734_000000372067_00173_31790_9258.N1	29-MAR-2008 23:27:34	Bright	37.000	89	5Alp Cep	2.4510	8000.0	74	31790	No
256	GOM_NL__2PRFIN20080329_234251_000000442067_00173_31790_9259.N1	29-MAR-2008 23:42:51	Bright	44.000	61	8Eps Peg	2.1000	3900.0	88	31790	No
257	GOM_NL__2PRFIN20080329_234724_000000422067_00173_31790_9260.N1	29-MAR-2008 23:47:24	Twilight	41.500	154	22Bet Aqr	2.8990	5700.0	83	31790	No
258	GOM_NL__2PRFIN20080329_235000_000000412067_00173_31790_9261.N1	29-MAR-2008 23:50:00	Dark	40.500	142	49Del Cap	2.8500	8900.0	81	31790	No

3. Quality information per product

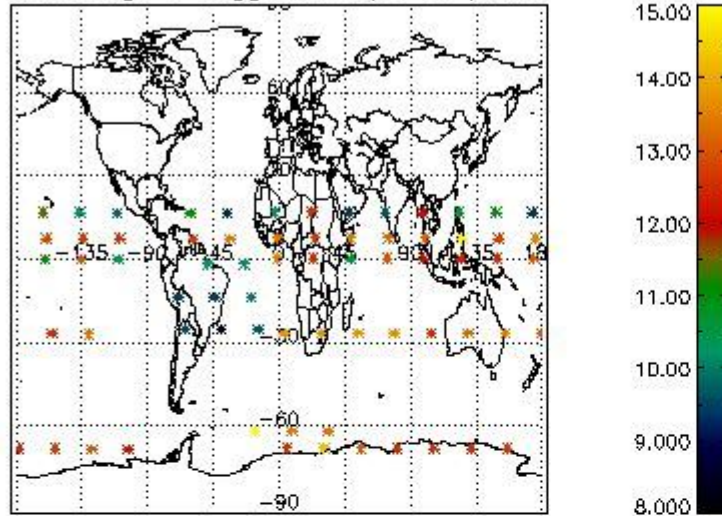
In this section it is plotted some information contained in the Quality Summary data set of the level 2 products. Only products in dark limb conditions and without errors (error flag in the MPH set to "0") are used.

3.1 Plot quality information per product (time dependant)

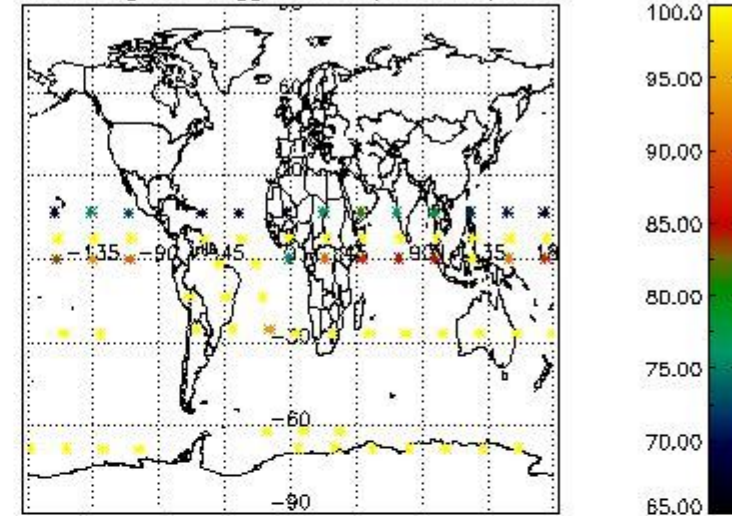


3.2 Plot quality information per product (world map)

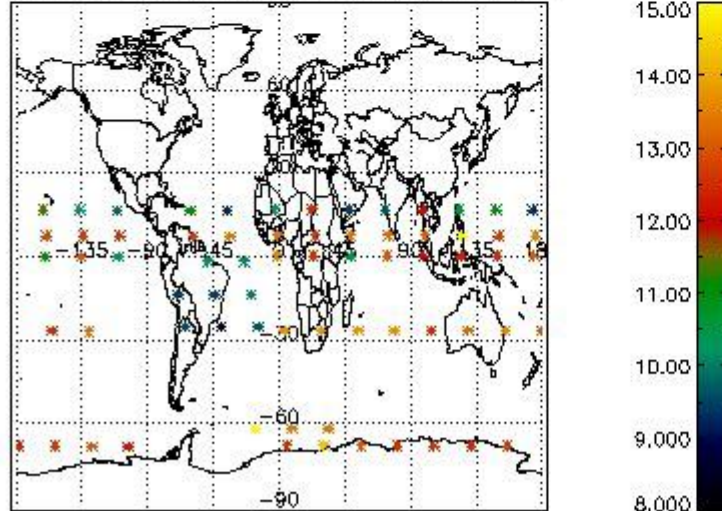
Percentage of flagged data per O3 profile



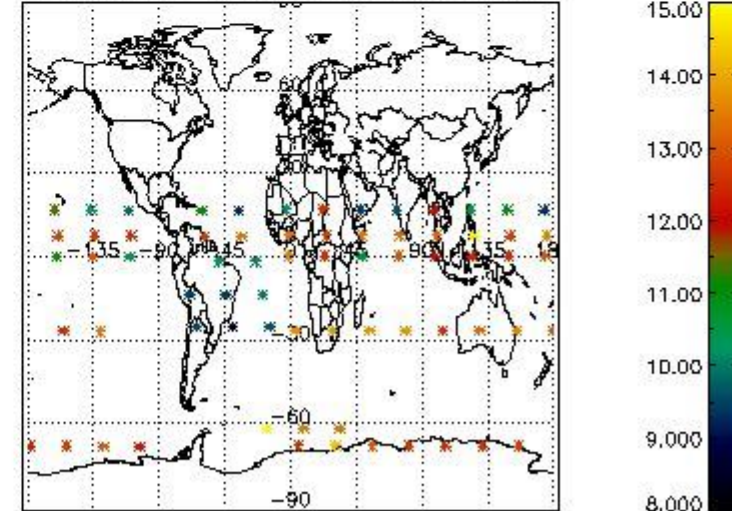
Percentage of flagged data per H2O profile



Percentage of flagged data per NO2 profile



Percentage of flagged data per NO3 profile

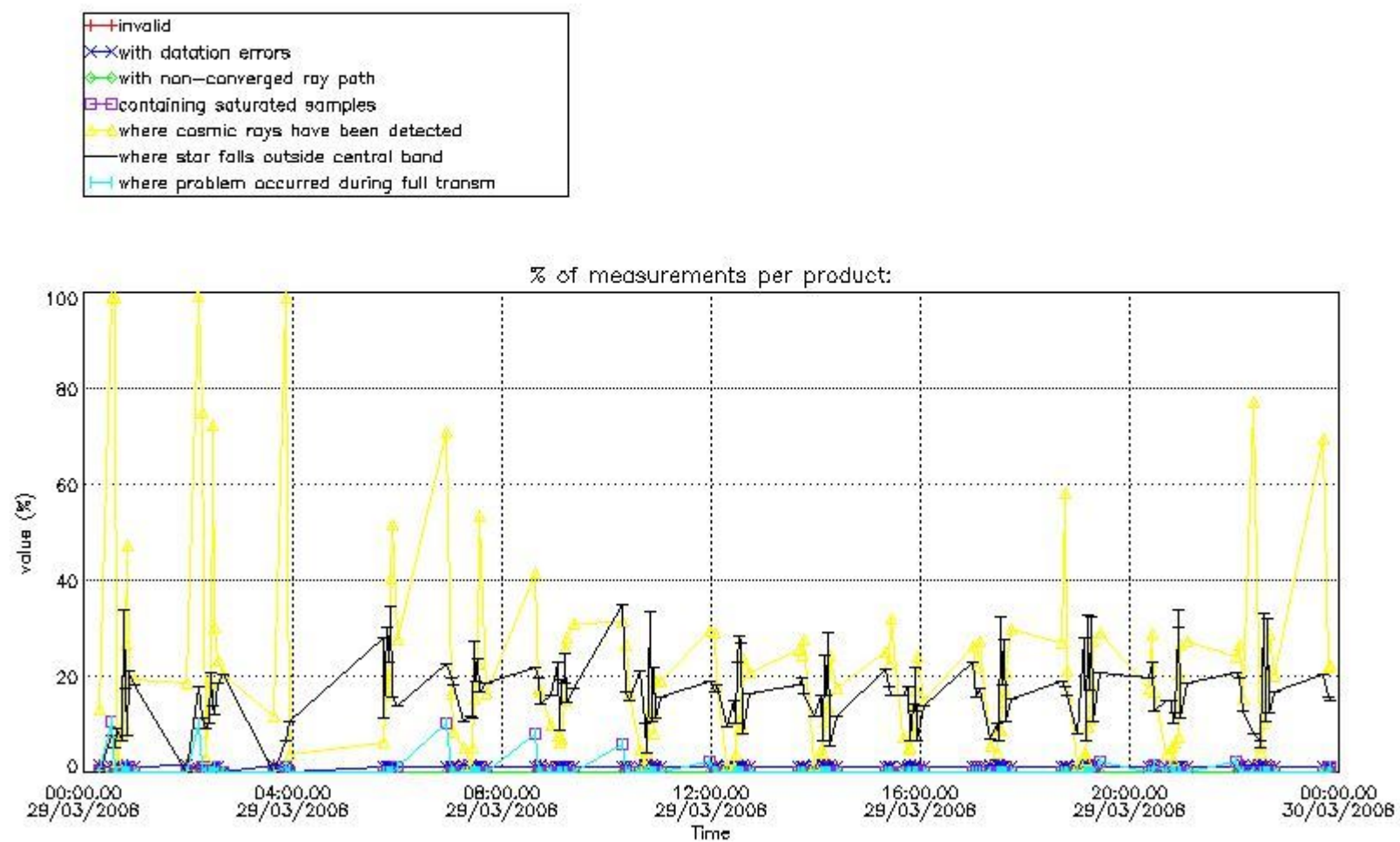


4. Level 1 quality information per product

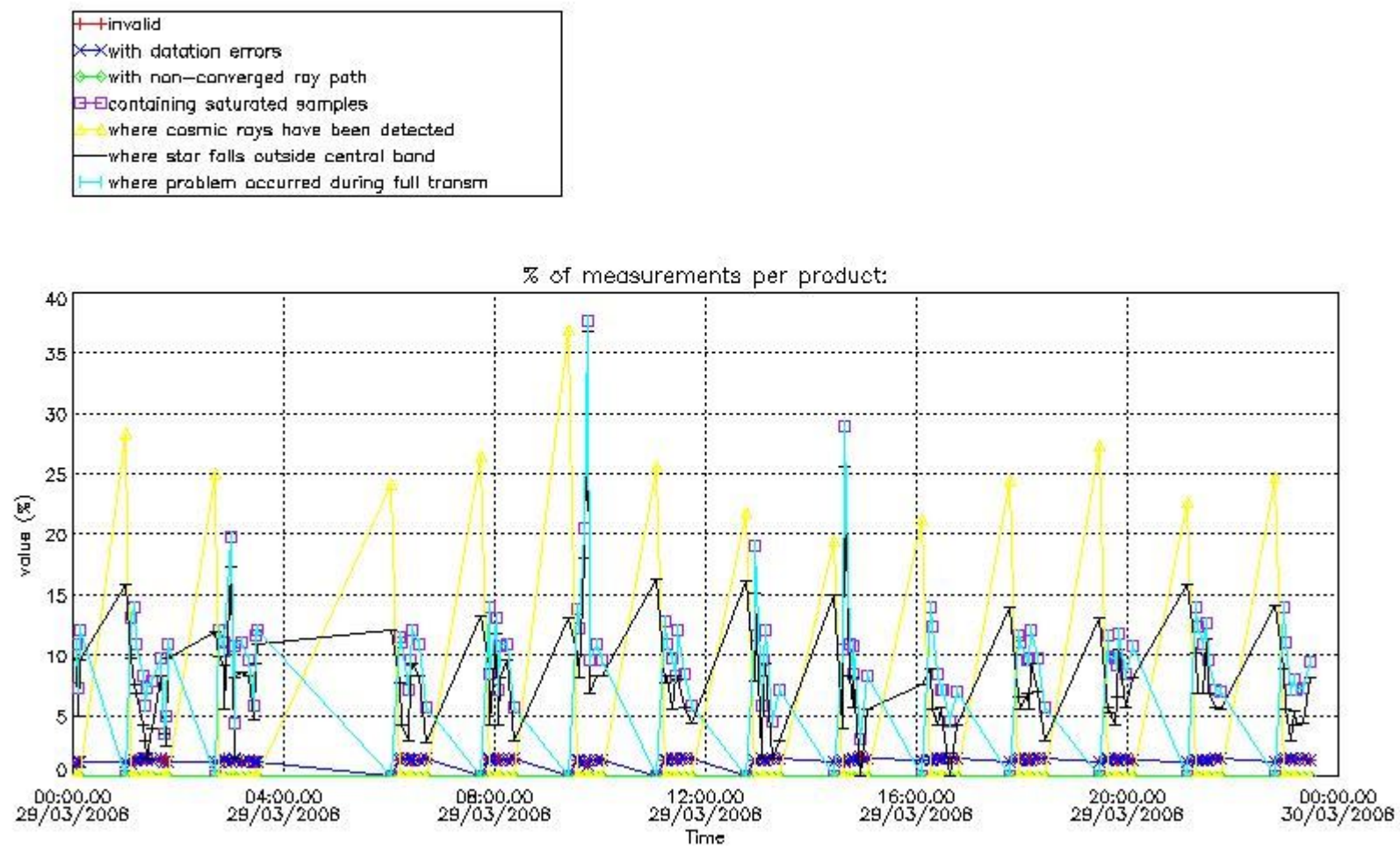
In this section it is plotted some information contained in the Quality Summary data set of the level 2 products that comes from the level 1b processing. Products without errors (error flag in the MPH set to "0") are used.

4.1 Plot quality information per product (time dependant) coming from level 1b processing

4.1.1 Plot level 1 quality information per product (time dependant): ENVISAT ASCENDING passes



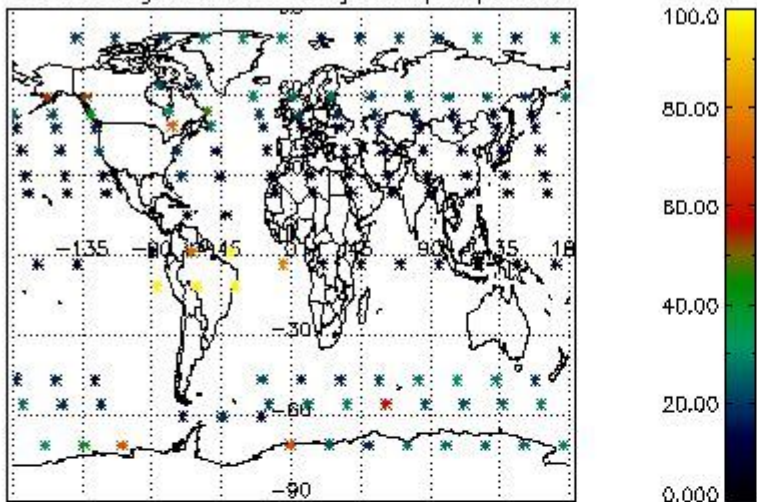
4.1.2 Plot level 1 quality information per product (time dependant): ENVI SAT DESCENDING passes



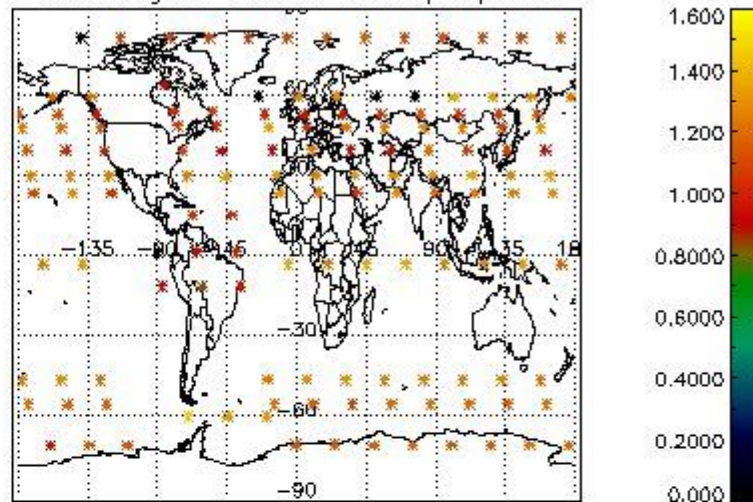
4.2 Plot quality information per product coming from level 1b processing (world map)

4.2.1 Plot level 1 quality information per product (world map): ENVISAT ASCENDING passes

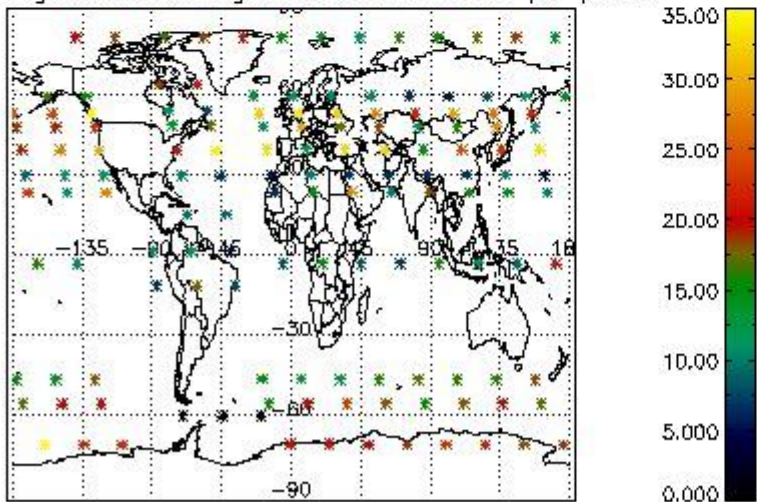
Percentage of cosmic ray hits per profile



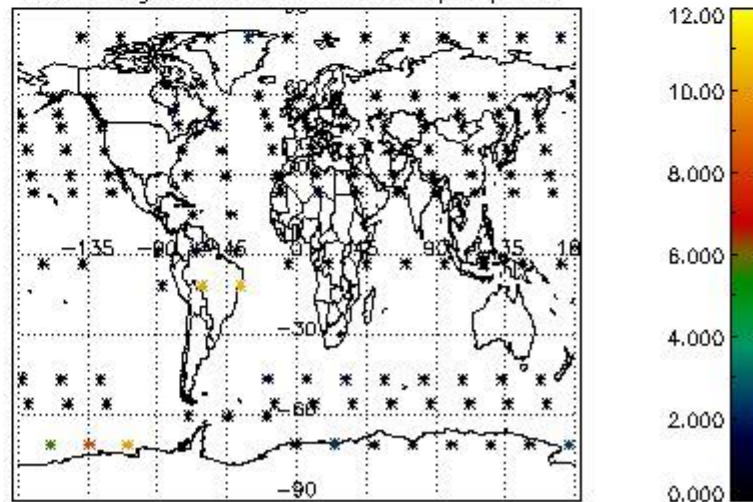
Percentage of datation errors per profile



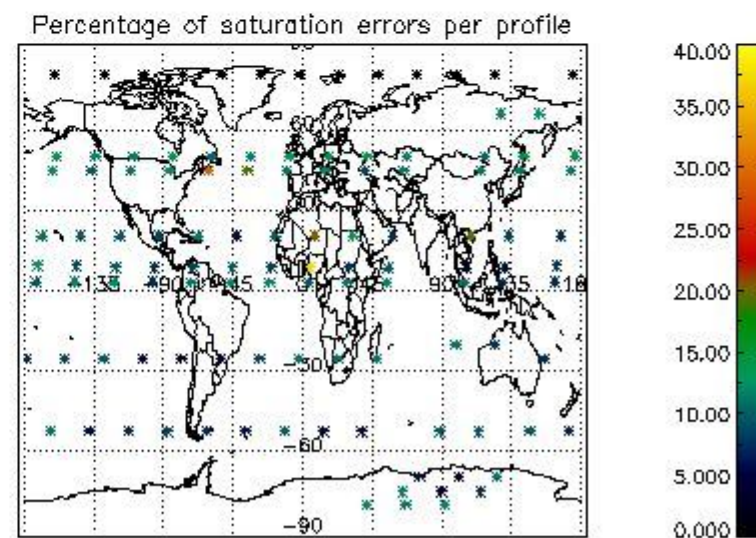
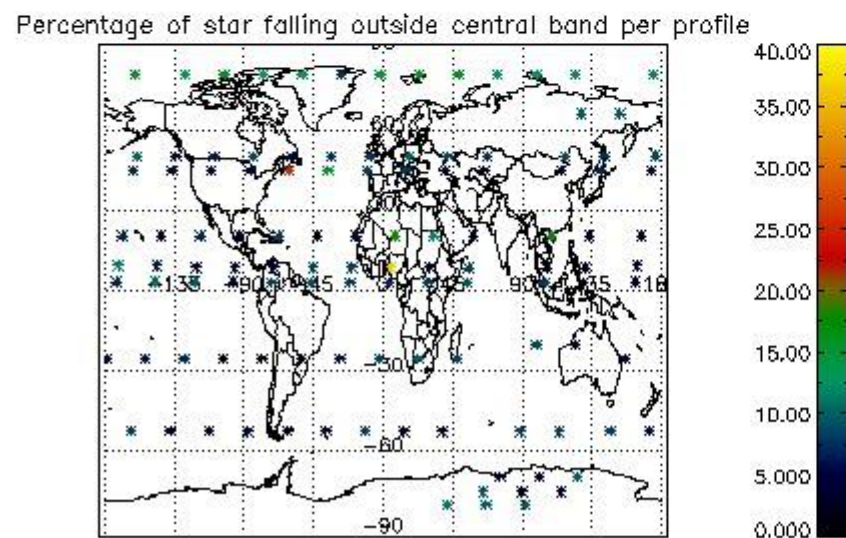
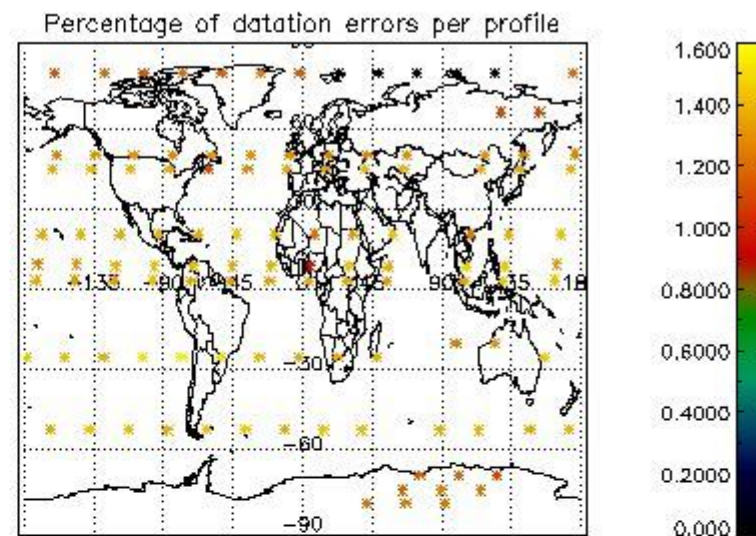
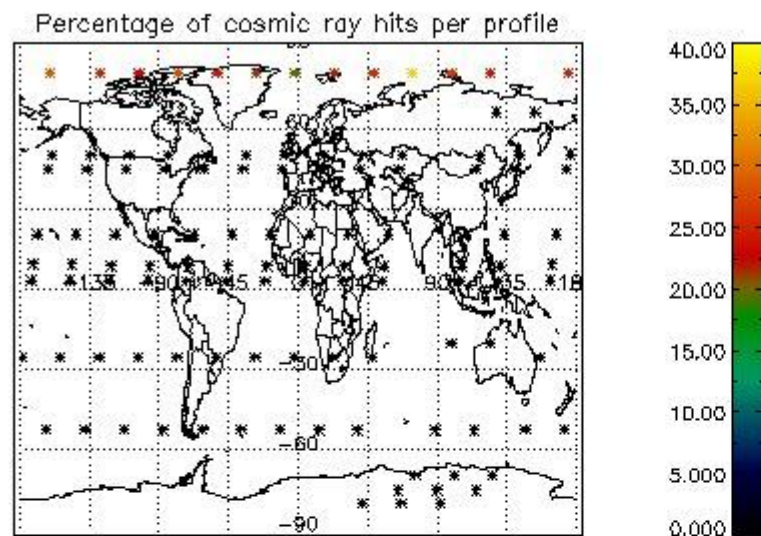
Percentage of star falling outside central band per profile



Percentage of saturation errors per profile



4.2.2 Plot level 1 quality information per product (world map): ENVISAT DESCENDING passes



5. Trace gas profiles

5.1 Ozone statistics based on quality of products

The final quality of the products can be "measured" using the STD (Standard Deviation) attached to every point profile. This information is written to the parameter GOM_NL__2P/NL_LOCAL_SPECIES_DENSITY/o3_std of the level 2 products. The table below shows the statistics for given STD ranges.

The statistics are given with respect to the overall valid production:

- Products without fatal errors: GOM_NL__2P/MPH/PRODUCT_ERR=0
- Valid point profile: GOM_NL__2P/NL_LOCAL_SPECIES_DENSITY/pcd(0)=0

The 'Criteria' is applied to valid points of dark limb products:

- Products in dark limb illumination condition: GOM_NL__2P/NL_SUMMARY_QUALITY/obs_ill_cond=0
- Products without fatal errors: GOM_NL__2P/MPH/PRODUCT_ERR=0
- Valid point profile: GOM_NL__2P/NL_LOCAL_SPECIES_DENSITY/pcd(0)=0

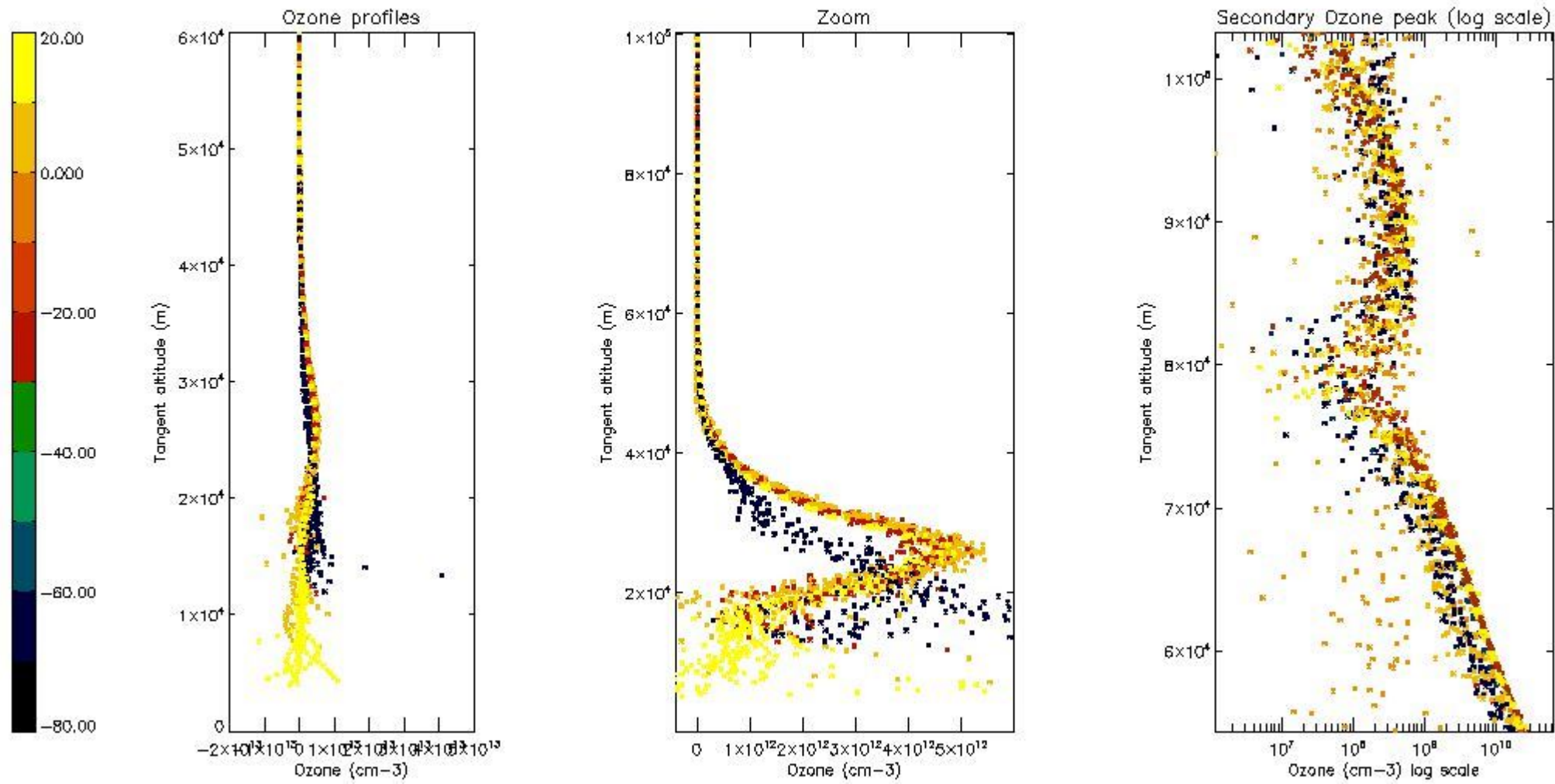
So, the table below shows the percentage of dark limb and valid observations for each criteria with respect to the overall valid daily observations.

Criteria	% of total production
All STD	29
STD < 20	14

STD < 10	10
STD < 5	6

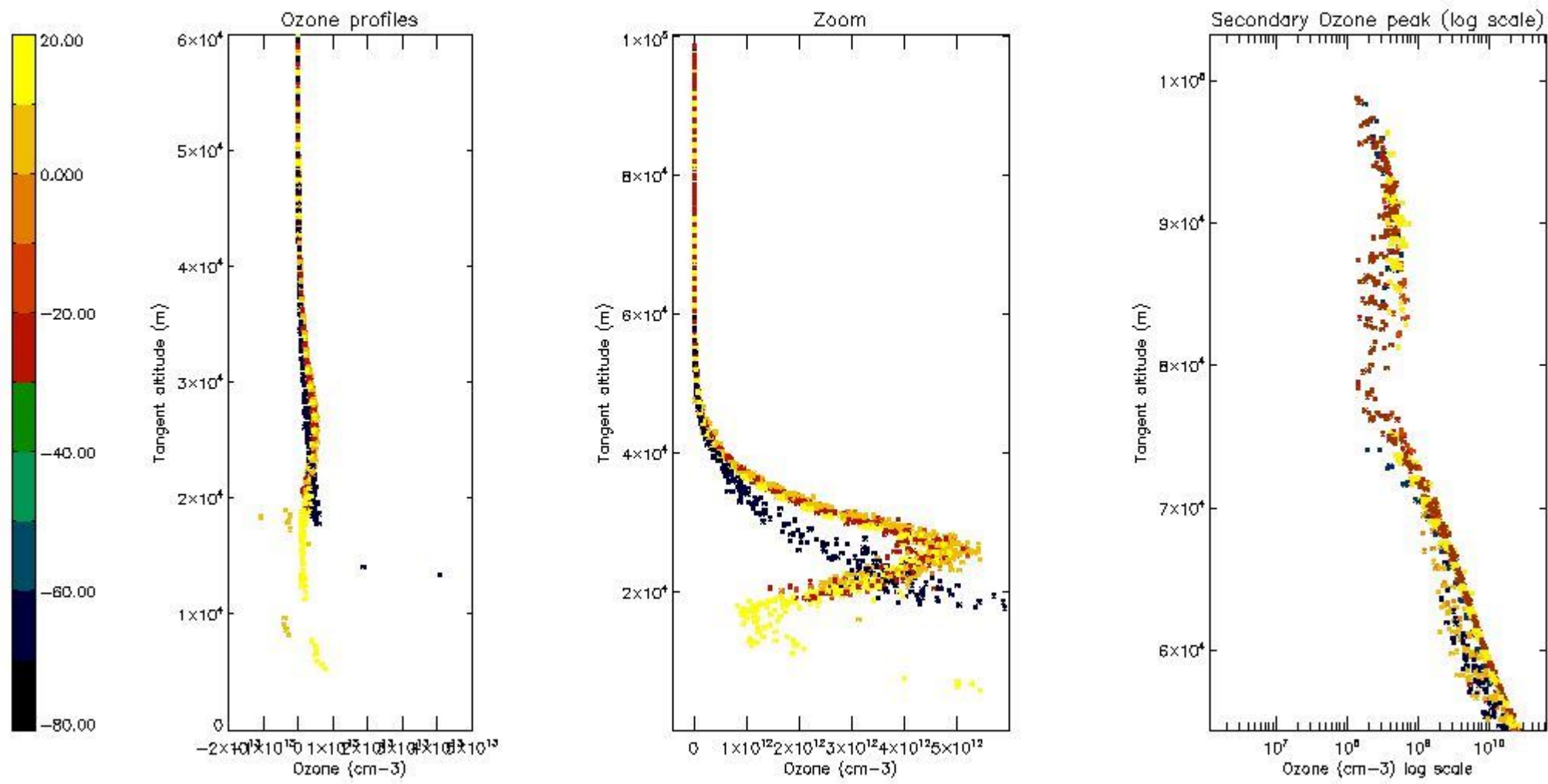
5.2 Plot ozone profiles for all STD (dark without errors)

The colorbar represents the latitude.



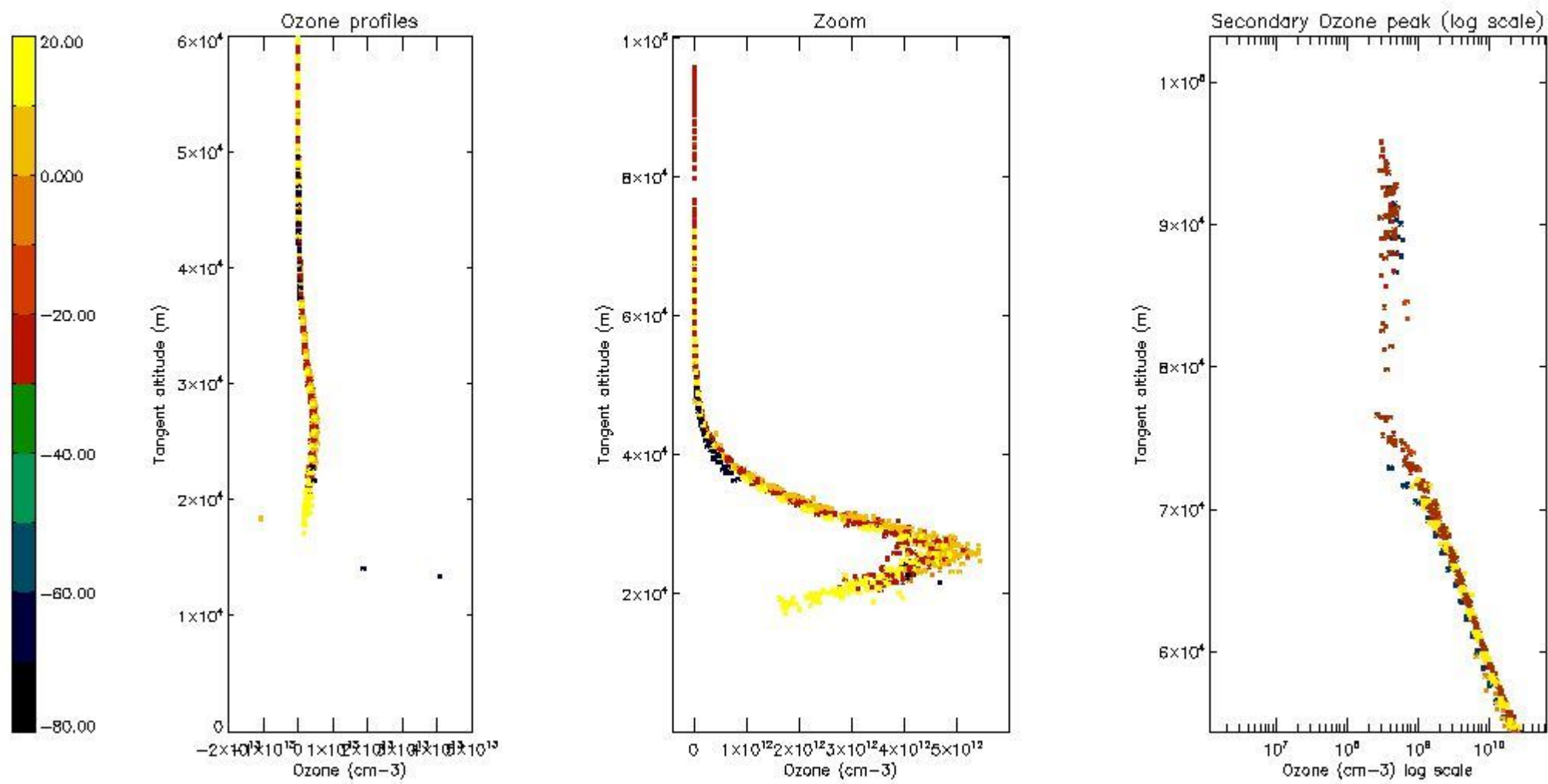
5.3 Plot ozone profiles where STD < 20% (dark without errors)

The colorbar represents the latitude.



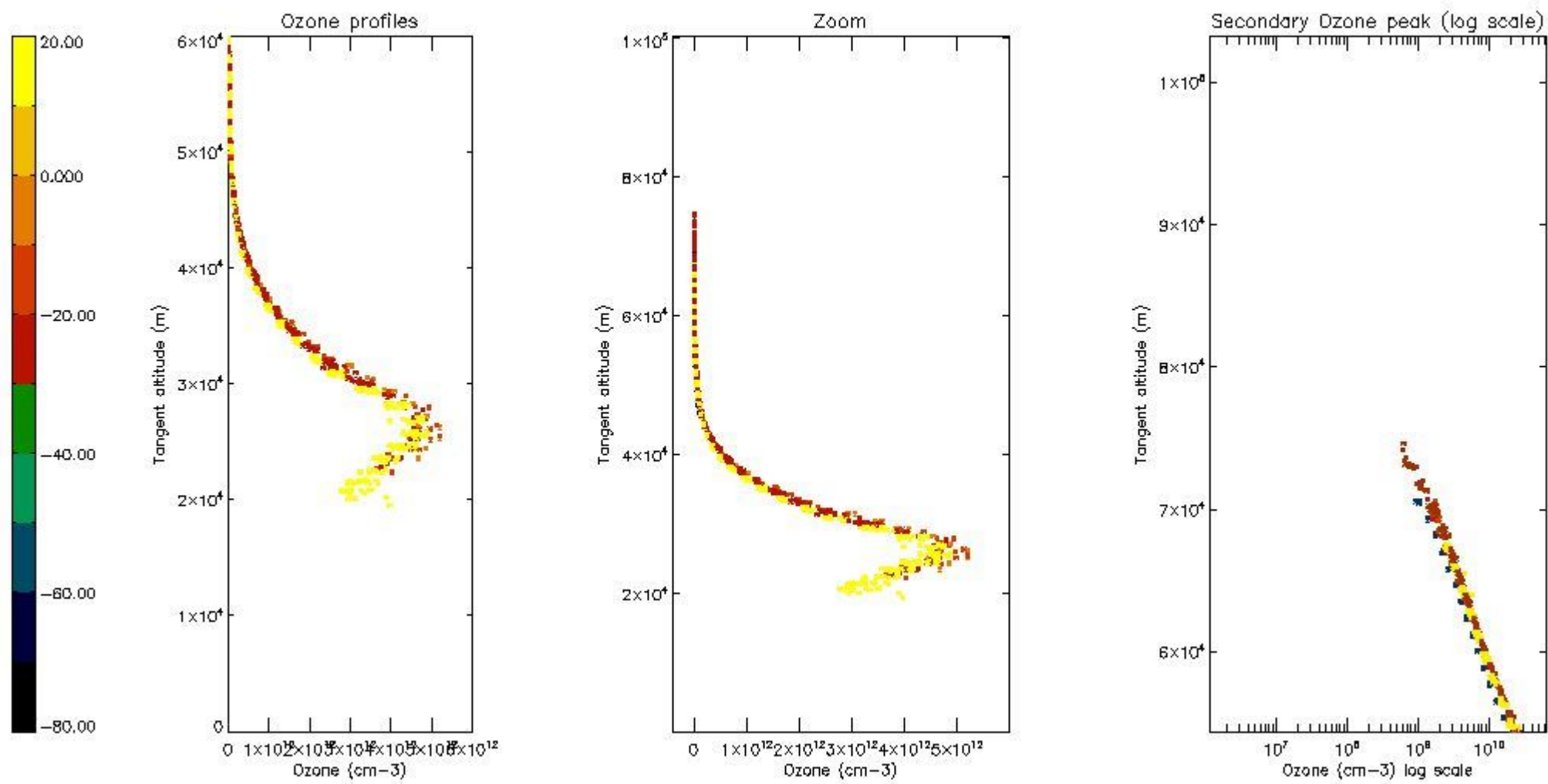
5.4 Plot ozone profiles where STD < 10% (dark without errors)

The colorbar represents the latitude.



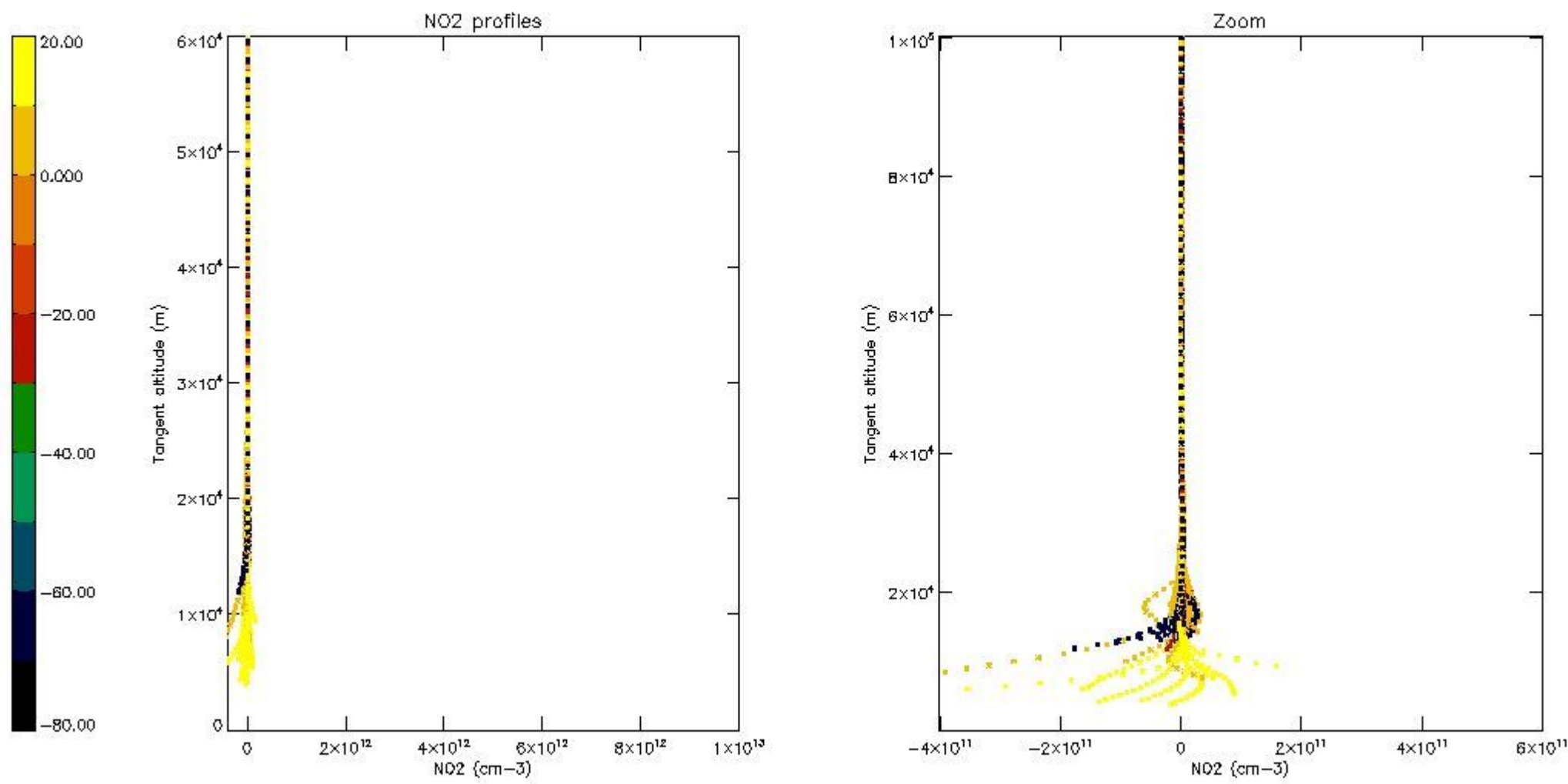
5.5 Plot ozone profiles where $STD < 5\%$ (dark without errors)

The colorbar represents the latitude.



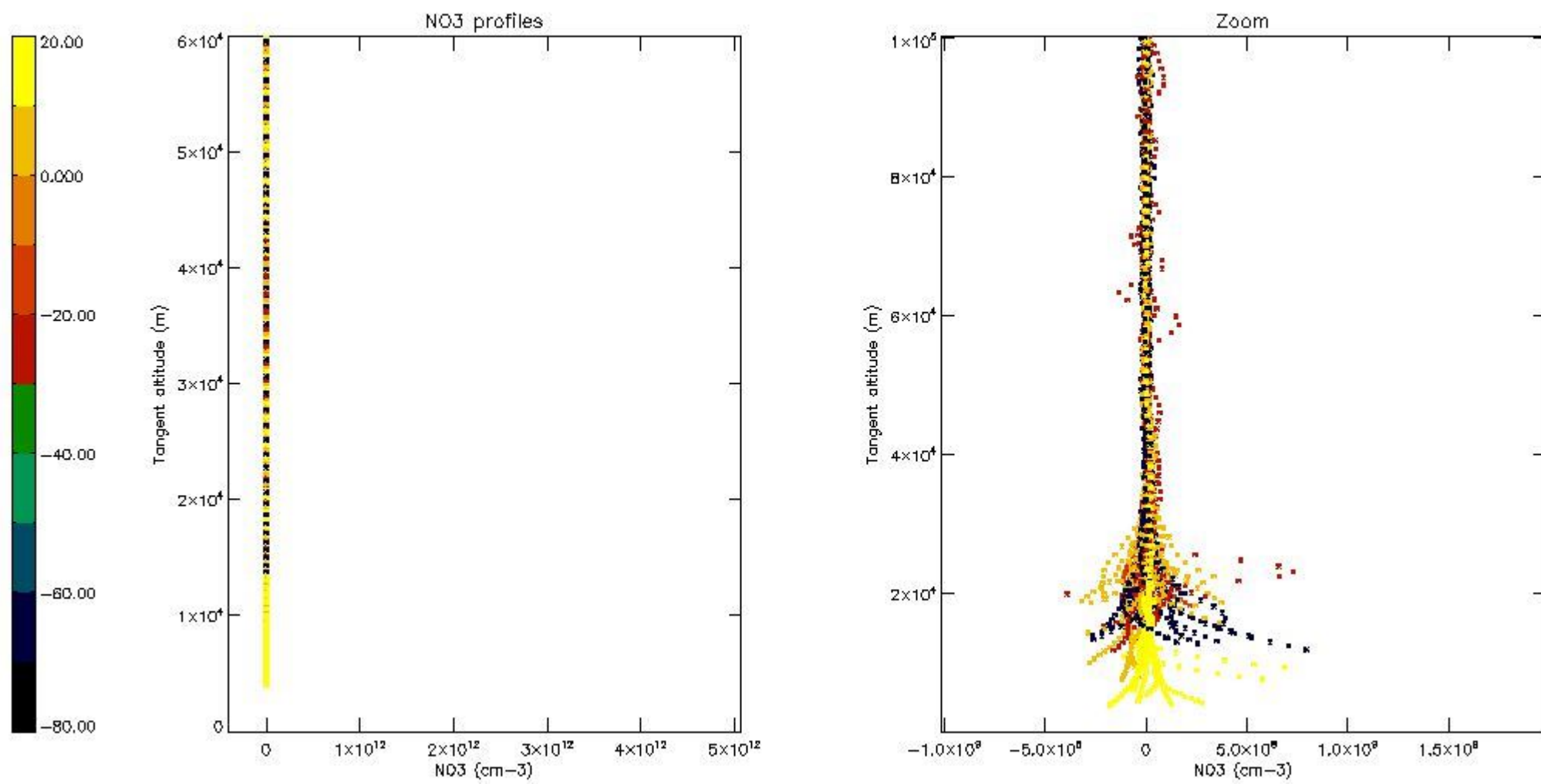
5.6 Plot NO₂ profiles for all STD (dark without errors)

The colorbar represents the latitude.



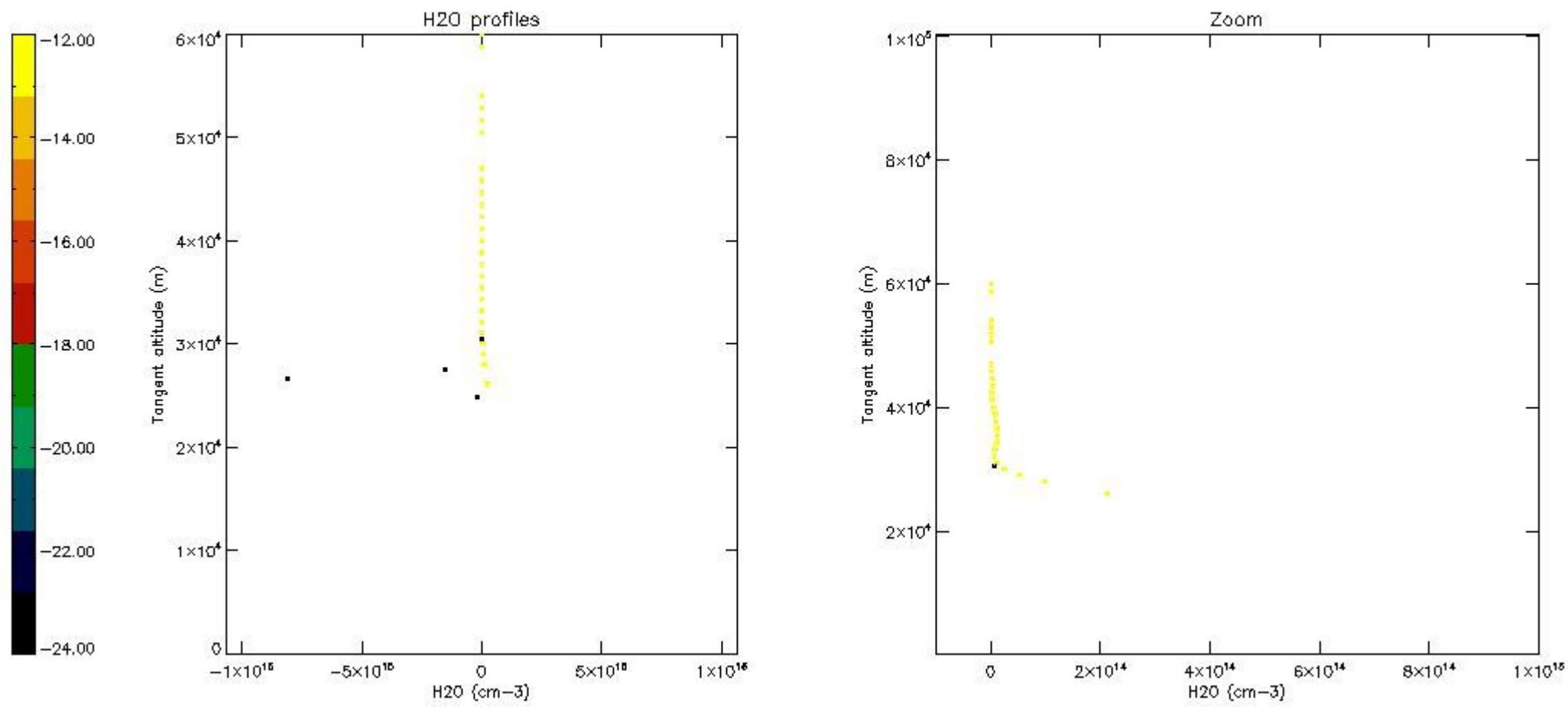
5.7 Plot NO3 profiles for all STD (dark without errors)

The colorbar represents the latitude.



5.8 Plot H₂O profiles for all STD (only for occultations of stars 1,2,3,4,13,14,16,26,63 dark without errors)

The colorbar represents the latitude.



6. Auxiliary Data Files used for the production reported in section 2

The number reported in the third column indicates since which file (see list in section 2) the corresponding auxiliary file has been used. The fourth column is the date of those product files.

Type	Auxiliary Filename	Used since product	Used since product date
INST_PHYS_CHARACTERISTICS	GOM_INS_AXVIEC20091111_143220_20030716_120000_20500101_000000	1	29-MAR-2008 00:04:12
LEVEL-2_PROC_CONFIG	GOM_PR2_AXVIEC20091111_152718_20020301_000000_20500101_000000	1	29-MAR-2008 00:04:12
CROSS_SECTIONS_FILE	GOM_CRS_AXVIEC20091111_154832_20020301_000000_20500101_000000	1	29-MAR-2008 00:04:12

GOMOS Level 2 Daily Report

SUMMARY

[1. General Info](#)

[2. Summary of processed GOM_NL_2P products](#)

[3. Level 2 Quality information per product](#)

[3.1 Plot of level 2 quality information per product \(time dependant\)](#)

[3.2 Plot of level 2 quality information per product \(world map\)](#)

[4. Level 1 Quality information per product \(stored on level 2 products\)](#)

[4.1 Plot of level 1 quality information per product \(time dependant\)](#)

[4.1.1 Plot of level 1 quality information per product \(time dependant\): ASCENDING](#)

[4.1.2 Plot of level 1 quality information per product \(time dependant\): DESCENDING](#)

[4.2 Plot of level 1 quality information per product \(world map\)](#)

[4.2.1 Plot of level 1 quality information per product \(world map\): ASCENDING](#)

[4.2.2 Plot of level 1 quality information per product \(world map\): DESCENDING](#)

[5. Ozone profiles based on quality statistics and other trace gas profiles](#)

[5.1 Ozone statistics based on quality of products](#)

[5.2 Plot ozone profiles for all STD \(dark without errors\)](#)

[5.3 Plot ozone profiles where STD < 20% \(dark without errors\)](#)

[5.4. Plot ozone profiles where STD < 10% \(dark without errors\)](#)

[5.5. Plot ozone profiles where STD < 5% \(dark without errors\)](#)

[5.6 Plot NO2 profiles for all STD \(dark without errors\)](#)

[5.7 Plot NO3 profiles for all STD \(dark without errors\)](#)

[5.8 Plot H2O profiles \(only for occultations of stars 1,2,3,4,13,14,16,26,63 dark without errors\) for all STD](#)

[6. Auxiliary Data Files used for the production reported in section 2](#)

This report presents the daily analysis on parameters extracted from GOMOS level 2 data (GOM_NL__2P). It is intended to monitor some important parameters that will impact the quality of these products. A list of level 2 products (and content) that have arrived during the reporting day to the PCF is also given.

Item	Value
Time of report generation	25APR2013 12:17:44
Data source version	GOMOS/6.01
Start time of products	29-03-2008 (29MAR2008 00:00:00)
Stop time of products	30-03-2008 (30MAR2008 00:00:00)
Store outputs in DB	Yes
Nb of level 2 prods	258
Nb of prods with errors	0

2. Summary of processed GOM_NL__2P products.

Nr	Filename	UTC Start time	Limb	Duration	Star Id	Star Name	Star Mag	Star Temp	Nb Meas	Orbit	Prod. error
1	GOM_NL__2PRFIN20080329_000412_000000462067_00159_31776_8996.N1	29-MAR-2008 00:04:12	Bright	46.000	144	18Del Cyg	2.8600	11000.	92	31776	No
2	GOM_NL__2PRFIN20080329_000600_000000412067_00159_31776_8997.N1	29-MAR-2008 00:06:00	Bright	41.000	66	37Gam Cyg	2.2080	5900.0	82	31776	No
3	GOM_NL__2PRFIN20080329_000758_000000422067_00159_31776_8998.N1	29-MAR-2008 00:07:58	Bright	41.500	92	53Eps Cyg	2.5000	4500.0	83	31776	No
4	GOM_NL__2PRFIN20080329_001739_000000382067_00159_31776_8999.N1	29-MAR-2008 00:17:39	Dark	38.000	11	53Alp Aql	0.76500	8000.0	76	31776	No
5	GOM_NL__2PRFIN20080329_003127_000000532067_00159_31776_9000.N1	29-MAR-2008 00:31:27	Dark	52.500	57	34Sig Sgr	2.0660	26000.	105	31776	No
6	GOM_NL__2PRFIN20080329_003502_000000512067_00160_31777_9047.N1	29-MAR-2008 00:35:02	Dark	50.500	38	20Eps Sgr	1.8360	11000.	101	31777	No
7	GOM_NL__2PRFIN20080329_003856_000000502067_00160_31777_9048.N1	29-MAR-2008 00:38:56	Dark	50.000	40	The Sco	1.8590	7100.0	100	31777	No
8	GOM_NL__2PRFIN20080329_004300_000000382067_00160_31777_9049.N1	29-MAR-2008 00:43:00	Dark	38.000	134	Bet TrA	2.8100	6600.0	76	31777	No
9	GOM_NL__2PRFIN20080329_004540_000000552067_00160_31777_9050.N1	29-MAR-2008 00:45:40	Dark	54.500	4	Alp1Cen	-0.010000	5800.0	109	31777	No
10	GOM_NL__2PRFIN20080329_004819_000000492067_00160_31777_9051.N1	29-MAR-2008 00:48:19	Straylight	49.000	78	Alp Lup	2.3040	28000.	98	31777	No
11	GOM_NL__2PRFIN20080329_004954_000000472067_00160_31777_9052.N1	29-MAR-2008 00:49:54	Straylight	46.500	81	Eta Cen	2.3560	28000.	93	31777	No
12	GOM_NL__2PRFIN20080329_005242_000000552067_00160_31777_9053.N1	29-MAR-2008 00:52:42	Straylight	55.000	54	5The Cen	2.0550	4500.0	110	31777	No
13	GOM_NL__2PRFIN20080329_005856_000000472067_00160_31777_9054.N1	29-MAR-2008 00:58:56	Twilight_stray	46.500	106	9Bet Crv	2.6480	5600.0	93	31777	No
14	GOM_NL__2PRFIN20080329_010056_000000442067_00160_31777_9055.N1	29-MAR-2008 01:00:56	Twilight_stray	44.000	100	4Gam Crv	2.5800	13100.	88	31777	No
15	GOM_NL__2PRFIN20080329_010612_000000462067_00160_31777_9056.N1	29-MAR-2008 01:06:12	Bright	46.000	121	29Gam Vir	2.7400	7200.0	92	31777	No
16	GOM_NL__2PRFIN20080329_011049_000000402067_00160_31777_9057.N1	29-MAR-2008 01:10:49	Bright	39.500	62	94Bet Leo	2.1360	9700.0	79	31777	No
17	GOM_NL__2PRFIN20080329_011222_000000372067_00160_31777_9058.N1	29-MAR-2008 01:12:22	Bright	36.500	96	68Del Leo	2.5600	9300.0	73	31777	No
18	GOM_NL__2PRFIN20080329_011913_000000362067_00160_31777_9059.N1	29-MAR-2008 01:19:13	Bright	36.000	174	52Psi UMa	3.0040	4400.0	72	31777	No
19	GOM_NL__2PRFIN20080329_012233_000000352067_00160_31777_9060.N1	29-MAR-2008 01:22:33	Bright	34.500	82	48Bet UMa	2.3650	10600.	69	31777	No
20	GOM_NL__2PRFIN20080329_012404_000000352067_00160_31777_9061.N1	29-MAR-2008 01:24:04	Bright	34.500	36	50Alp UMa	1.8000	6300.0	69	31777	No
21	GOM_NL__2PRFIN20080329_013034_000000392067_00160_31777_9062.N1	29-MAR-2008 01:30:34	Bright	38.500	60	7Bet UMi	2.0810	3950.0	77	31777	No
22	GOM_NL__2PRFIN20080329_013947_000000362067_00160_31777_9063.N1	29-MAR-2008 01:39:47	Bright	36.000	89	5Alp Cep	2.4510	8000.0	72	31777	No
23	GOM_NL__2PRFIN20080329_014448_000000432067_00160_31777_9064.N1	29-MAR-2008 01:44:48	Bright	42.500	144	18Del Cyg	2.8600	11000.	85	31777	No
24	GOM_NL__2PRFIN20080329_014636_000000402067_00160_31777_9065.N1	29-MAR-2008 01:46:36	Bright	40.000	66	37Gam Cyg	2.2080	5900.0	80	31777	No
25	GOM_NL__2PRFIN20080329_014834_000000412067_00160_31777_9066.N1	29-MAR-2008 01:48:34	Bright	41.000	92	53Eps Cyg	2.5000	4500.0	82	31777	No
26	GOM_NL__2PRFIN20080329_015815_000000382067_00160_31777_9067.N1	29-MAR-2008 01:58:15	Dark	38.000	11	53Alp Aql	0.76500	8000.0	76	31777	No
27	GOM_NL__2PRFIN20080329_021204_000000602067_00160_31777_9068.N1	29-MAR-2008 02:12:04	Dark	59.500	57	34Sig Sgr	2.0660	26000.	119	31777	No
28	GOM_NL__2PRFIN20080329_021540_000000542067_00161_31778_9060.N1	29-MAR-2008 02:15:40	Dark	53.500	38	20Eps Sgr	1.8360	11000.	107	31778	No
29	GOM_NL__2PRFIN20080329_021933_000000492067_00161_31778_9061.N1	29-MAR-2008 02:19:33	Dark	49.000	40	The Sco	1.8590	7100.0	98	31778	No
30	GOM_NL__2PRFIN20080329_022336_000000402067_00161_31778_9062.N1	29-MAR-2008 02:23:36	Dark	40.000	134	Bet TrA	2.8100	6600.0	80	31778	No
31	GOM_NL__2PRFIN20080329_022617_000000462067_00161_31778_9063.N1	29-MAR-2008 02:26:17	Dark	45.500	4	Alp1Cen	-0.010000	5800.0	91	31778	No
32	GOM_NL__2PRFIN20080329_022855_000000472067_00161_31778_9064.N1	29-MAR-2008 02:28:55	Straylight	47.000	78	Alp Lup	2.3040	28000.	94	31778	No
33	GOM_NL__2PRFIN20080329_023031_000000502067_00161_31778_9065.N1	29-MAR-2008 02:30:31	Straylight	49.500	81	Eta Cen	2.3560	28000.	99	31778	No
34	GOM_NL__2PRFIN20080329_023319_000000542067_00161_31778_9066.N1	29-MAR-2008 02:33:19	Straylight	54.000	54	5The Cen	2.0550	4500.0	108	31778	No
35	GOM_NL__2PRFIN20080329_023932_000000472067_00161_31778_9067.N1	29-MAR-2008 02:39:32	Twilight_stray	47.000	106	9Bet Crv	2.6480	5600.0	94	31778	No
36	GOM_NL__2PRFIN20080329_024133_000000422067_00161_31778_9068.N1	29-MAR-2008 02:41:33	Twilight_stray	42.000	100	4Gam Crv	2.5800	13100.	84	31778	No
37	GOM_NL__2PRFIN20080329_024648_000000462067_00161_31778_9069.N1	29-MAR-2008 02:46:48	Bright	45.500	121	29Gam Vir	2.7400	7200.0	91	31778	No
38	GOM_NL__2PRFIN20080329_025125_000000392067_00161_31778_9070.N1	29-MAR-2008 02:51:25	Bright	38.500	62	94Bet Leo	2.1360	9700.0	77	31778	No
39	GOM_NL__2PRFIN20080329_025258_000000362067_00161_31778_9071.N1	29-MAR-2008 02:52:58	Bright	36.000	96	68Del Leo	2.5600	9300.0	72	31778	No
40	GOM_NL__2PRFIN20080329_025949_000000412067_00161_31778_9072.N1	29-MAR-2008 02:59:49	Bright	40.500	174	52Psi UMa	3.0040	4400.0	81	31778	No
41	GOM_NL__2PRFIN20080329_030309_000000342067_00161_31778_9073.N1	29-MAR-2008 03:03:09	Bright	34.000	82	48Bet UMa	2.3650	10600.	68	31778	No
42	GOM_NL__2PRFIN20080329_030440_000000372067_00161_31778_9074.N1	29-MAR-2008 03:04:40	Bright	37.000	36	50Alp UMa	1.8000	6300.0	74	31778	No

43	GOM_NL__2PRFIN20080329_031110_000000412067_00161_31778_9075.N1	29-MAR-2008 03:11:10	Bright	40.500	60	7Bet UMi	2.0810	3950.0	81	31778	No
44	GOM_NL__2PRFIN20080329_032023_000000372067_00161_31778_9076.N1	29-MAR-2008 03:20:23	Bright	36.500	89	5Alp Cep	2.4510	8000.0	73	31778	No
45	GOM_NL__2PRFIN20080329_032524_000000442067_00161_31778_9077.N1	29-MAR-2008 03:25:24	Bright	43.500	144	18Del Cyg	2.8600	11000.	87	31778	No
46	GOM_NL__2PRFIN20080329_032712_000000432067_00161_31778_9078.N1	29-MAR-2008 03:27:12	Bright	43.000	66	37Gam Cyg	2.2080	5900.0	86	31778	No
47	GOM_NL__2PRFIN20080329_032910_000000422067_00161_31778_9079.N1	29-MAR-2008 03:29:10	Bright	41.500	92	53Eps Cyg	2.5000	4500.0	83	31778	No
48	GOM_NL__2PRFIN20080329_033852_000000342067_00161_31778_9080.N1	29-MAR-2008 03:38:52	Dark	34.000	11	53Alp Aql	0.76500	8000.0	68	31778	No
49	GOM_NL__2PRFIN20080329_035241_000000532067_00161_31778_9081.N1	29-MAR-2008 03:52:41	Dark	53.000	57	34Sig Sgr	2.0660	26000.	106	31778	No
50	GOM_NL__2PRFIN20080329_035617_000000532067_00162_31779_9069.N1	29-MAR-2008 03:56:17	Dark	53.000	38	20Eps Sgr	1.8360	11000.	106	31779	No
51	GOM_NL__2PRFIN20080329_054302_000000492067_00163_31780_9089.N1	29-MAR-2008 05:43:02	Dark	48.500	43	Alp TrA	1.9100	4250.0	97	31780	No
52	GOM_NL__2PRFIN20080329_054449_000000412067_00163_31780_9090.N1	29-MAR-2008 05:44:49	Dark	40.500	134	Bet TrA	2.8100	6600.0	81	31780	No
53	GOM_NL__2PRFIN20080329_054729_000000522067_00163_31780_9091.N1	29-MAR-2008 05:47:29	Dark	51.500	4	Alp1Cen	-0.010000	5800.0	103	31780	No
54	GOM_NL__2PRFIN20080329_054955_000000442067_00163_31780_9092.N1	29-MAR-2008 05:49:55	Straylight	44.000	12	Alp1Cru	0.77500	30000.	88	31780	No
55	GOM_NL__2PRFIN20080329_055120_000000522067_00163_31780_9093.N1	29-MAR-2008 05:51:20	Straylight	52.000	26	Gam Cru	1.6240	2900.0	104	31780	No
56	GOM_NL__2PRFIN20080329_055315_000000422067_00163_31780_9094.N1	29-MAR-2008 05:53:15	Straylight	41.500	64	Gam Cen	2.2000	10600.	83	31780	No
57	GOM_NL__2PRFIN20080329_060045_000000442067_00163_31780_9095.N1	29-MAR-2008 06:00:45	Twilight	43.500	106	9Bet Crv	2.6480	5600.0	87	31780	No
58	GOM_NL__2PRFIN20080329_060245_000000422067_00163_31780_9096.N1	29-MAR-2008 06:02:45	Twilight	41.500	100	4Gam Crv	2.5800	13100.	83	31780	No
59	GOM_NL__2PRFIN20080329_061237_000000392067_00163_31780_9097.N1	29-MAR-2008 06:12:37	Bright	39.000	62	94Bet Leo	2.1360	9700.0	78	31780	No
60	GOM_NL__2PRFIN20080329_061409_000000362067_00163_31780_9098.N1	29-MAR-2008 06:14:09	Bright	36.000	96	68Del Leo	2.5600	9300.0	72	31780	No
61	GOM_NL__2PRFIN20080329_062101_000000352067_00163_31780_9099.N1	29-MAR-2008 06:21:01	Bright	35.000	174	52Psi UMa	3.0040	4400.0	70	31780	No
62	GOM_NL__2PRFIN20080329_062420_000000372067_00163_31780_9100.N1	29-MAR-2008 06:24:20	Bright	36.500	82	48Bet UMa	2.3650	10600.	73	31780	No
63	GOM_NL__2PRFIN20080329_062552_000000382067_00163_31780_9101.N1	29-MAR-2008 06:25:52	Bright	37.500	36	50Alp UMa	1.8000	6300.0	75	31780	No
64	GOM_NL__2PRFIN20080329_063351_000000372067_00163_31780_9102.N1	29-MAR-2008 06:33:51	Bright	36.500	49	1Alp UMi	1.9900	6300.0	73	31780	No
65	GOM_NL__2PRFIN20080329_064135_000000362067_00163_31780_9103.N1	29-MAR-2008 06:41:35	Bright	35.500	89	5Alp Cep	2.4510	8000.0	71	31780	No
66	GOM_NL__2PRFIN20080329_065649_000000452067_00163_31780_9104.N1	29-MAR-2008 06:56:49	Bright	44.500	61	8Eps Peg	2.1000	3900.0	89	31780	No
67	GOM_NL__2PRFIN20080329_070122_000000432067_00163_31780_9105.N1	29-MAR-2008 07:01:22	Twilight	43.000	154	22Bet Aqr	2.8990	5700.0	86	31780	No
68	GOM_NL__2PRFIN20080329_070358_000000422067_00163_31780_9106.N1	29-MAR-2008 07:03:58	Dark	41.500	142	49Del Cap	2.8500	8900.0	83	31780	No
69	GOM_NL__2PRFIN20080329_071609_000000382067_00163_31780_9107.N1	29-MAR-2008 07:16:09	Dark	38.000	45	Alp Pav	1.9400	26000.	76	31780	No
70	GOM_NL__2PRFIN20080329_072338_000000392067_00164_31781_9103.N1	29-MAR-2008 07:23:38	Dark	39.000	43	Alp TrA	1.9100	4250.0	78	31781	No
71	GOM_NL__2PRFIN20080329_072526_000000402067_00164_31781_9104.N1	29-MAR-2008 07:25:26	Dark	40.000	134	Bet TrA	2.8100	6600.0	80	31781	No
72	GOM_NL__2PRFIN20080329_072806_000000502067_00164_31781_9105.N1	29-MAR-2008 07:28:06	Dark	49.500	4	Alp1Cen	-0.010000	5800.0	99	31781	No
73	GOM_NL__2PRFIN20080329_073031_000000422067_00164_31781_9106.N1	29-MAR-2008 07:30:31	Straylight	42.000	12	Alp1Cru	0.77500	30000.	84	31781	No
74	GOM_NL__2PRFIN20080329_073156_000000452067_00164_31781_9107.N1	29-MAR-2008 07:31:56	Straylight	44.500	26	Gam Cru	1.6240	2900.0	89	31781	No
75	GOM_NL__2PRFIN20080329_073351_000000422067_00164_31781_9108.N1	29-MAR-2008 07:33:51	Straylight	42.000	64	Gam Cen	2.2000	10600.	84	31781	No
76	GOM_NL__2PRFIN20080329_074121_000000462067_00164_31781_9109.N1	29-MAR-2008 07:41:21	Twilight	46.000	106	9Bet Crv	2.6480	5600.0	92	31781	No
77	GOM_NL__2PRFIN20080329_074321_000000422067_00164_31781_9110.N1	29-MAR-2008 07:43:21	Twilight	41.500	100	4Gam Crv	2.5800	13100.	83	31781	No
78	GOM_NL__2PRFIN20080329_075312_000000402067_00164_31781_9111.N1	29-MAR-2008 07:53:12	Bright	39.500	62	94Bet Leo	2.1360	9700.0	79	31781	No
79	GOM_NL__2PRFIN20080329_075445_000000362067_00164_31781_9112.N1	29-MAR-2008 07:54:45	Bright	35.500	96	68Del Leo	2.5600	9300.0	71	31781	No
80	GOM_NL__2PRFIN20080329_080137_000000382067_00164_31781_9113.N1	29-MAR-2008 08:01:37	Bright	38.000	174	52Psi UMa	3.0040	4400.0	76	31781	No
81	GOM_NL__2PRFIN20080329_080456_000000352067_00164_31781_9114.N1	29-MAR-2008 08:04:56	Bright	35.000	82	48Bet UMa	2.3650	10600.	70	31781	No
82	GOM_NL__2PRFIN20080329_080628_000000372067_00164_31781_9115.N1	29-MAR-2008 08:06:28	Bright	37.000	36	50Alp UMa	1.8000	6300.0	74	31781	No
83	GOM_NL__2PRFIN20080329_081427_000000372067_00164_31781_9116.N1	29-MAR-2008 08:14:27	Bright	36.500	49	1Alp UMi	1.9900	6300.0	73	31781	No
84	GOM_NL__2PRFIN20080329_082211_000000352067_00164_31781_9117.N1	29-MAR-2008 08:22:11	Bright	35.000	89	5Alp Cep	2.4510	8000.0	70	31781	No
85	GOM_NL__2PRFIN20080329_083725_000000442067_00164_31781_9118.N1	29-MAR-2008 08:37:25	Bright	43.500	61	8Eps Peg	2.1000	3900.0	87	31781	No
86	GOM_NL__2PRFIN20080329_084158_000000432067_00164_31781_9119.N1	29-MAR-2008 08:41:58	Twilight	43.000	154	22Bet Aqr	2.8990	5700.0	86	31781	No
87	GOM_NL__2PRFIN20080329_084434_000000392067_00164_31781_9120.N1	29-MAR-2008 08:44:34	Dark	39.000	142	49Del Cap	2.8500	8900.0	78	31781	No
88	GOM_NL__2PRFIN20080329_085646_000000412067_00164_31781_9121.N1	29-MAR-2008 08:56:46	Dark	40.500	45	Alp Pav	1.9400	26000.	81	31781	No
89	GOM_NL__2PRFIN20080329_090415_000000462067_00165_31782_9117.N1	29-MAR-2008 09:04:15	Dark	45.500	43	Alp TrA	1.9100	4250.0	91	31782	No
90	GOM_NL__2PRFIN20080329_090602_000000402067_00165_31782_9118.N1	29-MAR-2008 09:06:02	Dark	39.500	134	Bet TrA	2.8100	6600.0	79	31782	No
91	GOM_NL__2PRFIN20080329_090842_000000452067_00165_31782_9119.N1	29-MAR-2008 09:08:42	Dark	44.500	4	Alp1Cen	-0.010000	5800.0	89	31782	No
92	GOM_NL__2PRFIN20080329_091107_000000412067_00165_31782_9120.N1	29-MAR-2008 09:11:07	Straylight	40.500	12	Alp1Cru	0.77500	30000.	81	31782	No
93	GOM_NL__2PRFIN20080329_091233_000000452067_00165_31782_9121.N1	29-MAR-2008 09:12:33	Straylight	44.500	26	Gam Cru	1.6240	2900.0	89	31782	No
94	GOM_NL__2PRFIN20080329_091427_000000412067_00165_31782_9122.N1	29-MAR-2008 09:14:27	Straylight	41.000	64	Gam Cen	2.2000	10600.	82	31782	No
95	GOM_NL__2PRFIN20080329_092157_000000462067_00165_31782_9123.N1	29-MAR-2008 09:21:57	Twilight	45.500	106	9Bet Crv	2.6480	5600.0	91	31782	No
96	GOM_NL__2PRFIN20080329_092357_000000422067_00165_31782_9124.N1	29-MAR-2008 09:23:57	Twilight	42.000	100	4Gam Crv	2.5800	13100.	84	31782	No
97	GOM_NL__2PRFIN20080329_093348_000000402067_00165_31782_9125.N1	29-MAR-2008 09:33:48	Bright	40.000	62	94Bet Leo	2.1360	9700.0	80	31782	No
98	GOM_NL__2PRFIN20080329_093521_000000372067_00165_31782_9126.N1	29-MAR-2008 09:35:21	Bright	37.000	96	68Del Leo	2.5600	9300.0	74	31782	No
99	GOM_NL__2PRFIN20080329_094212_000000422067_00165_31782_9127.N1	29-MAR-2008 09:42:12	Bright	41.500	174	52Psi UMa	3.0040	4400.0	83	31782	No
100	GOM_NL__2PRFIN20080329_094532_000000532067_00165_31782_9128.N1	29-MAR-2008 09:45:32	Bright	53.000	82	48Bet UMa	2.3650	10600.	106	31782	No
101	GOM_NL__2PRFIN20080329_094704_000000372067_00165_31782_9129.N1	29-MAR-2008 09:47:04	Bright	36.500	36	50Alp UMa	1.8000	6300.0	73	31782	No

102	GOM_NL__2PRFIN20080329_095503_000000372067_00165_31782_9130.N1	29-MAR-2008 09:55:03	Bright	36.500	49	1Alp UMi	1.9900	6300.0	73	31782	No
103	GOM_NL__2PRFIN20080329_100247_000000372067_00165_31782_9131.N1	29-MAR-2008 10:02:47	Bright	36.500	89	5Alp Cep	2.4510	8000.0	73	31782	No
104	GOM_NL__2PRFIN20080329_101802_000000532067_00165_31782_9132.N1	29-MAR-2008 10:18:02	Bright	53.000	61	8Eps Peg	2.1000	3900.0	106	31782	No
105	GOM_NL__2PRFIN20080329_102234_000000422067_00165_31782_9133.N1	29-MAR-2008 10:22:34	Twilight	41.500	154	22Bet Aqr	2.8990	5700.0	83	31782	No
106	GOM_NL__2PRFIN20080329_102510_000000402067_00165_31782_9134.N1	29-MAR-2008 10:25:10	Dark	40.000	142	49Del Cap	2.8500	8900.0	80	31782	No
107	GOM_NL__2PRFIN20080329_103722_000000432067_00165_31782_9135.N1	29-MAR-2008 10:37:22	Dark	43.000	45	Alp Pav	1.9400	26000.	86	31782	No
108	GOM_NL__2PRFIN20080329_104451_000000392067_00166_31783_9128.N1	29-MAR-2008 10:44:51	Dark	39.000	43	Alp TrA	1.9100	4250.0	78	31783	No
109	GOM_NL__2PRFIN20080329_104639_000000382067_00166_31783_9129.N1	29-MAR-2008 10:46:39	Dark	37.500	134	Bet TrA	2.8100	6600.0	75	31783	No
110	GOM_NL__2PRFIN20080329_104919_000000542067_00166_31783_9130.N1	29-MAR-2008 10:49:19	Dark	54.000	4	Alp1Cen	-0.010000	5800.0	108	31783	No
111	GOM_NL__2PRFIN20080329_105143_000000382067_00166_31783_9131.N1	29-MAR-2008 10:51:43	Straylight	38.000	12	Alp1Cru	0.77500	30000.	76	31783	No
112	GOM_NL__2PRFIN20080329_105309_000000442067_00166_31783_9132.N1	29-MAR-2008 10:53:09	Straylight	43.500	26	Gam Cru	1.6240	2900.0	87	31783	No
113	GOM_NL__2PRFIN20080329_105503_000000402067_00166_31783_9133.N1	29-MAR-2008 10:55:03	Straylight	39.500	64	Gam Cen	2.2000	10600.	79	31783	No
114	GOM_NL__2PRFIN20080329_110233_000000452067_00166_31783_9134.N1	29-MAR-2008 11:02:33	Tw_i_and_stray	45.000	106	9Bet Crv	2.6480	5600.0	90	31783	No
115	GOM_NL__2PRFIN20080329_110433_000000432067_00166_31783_9135.N1	29-MAR-2008 11:04:33	Tw_i_and_stray	43.000	100	4Gam Crv	2.5800	13100.	86	31783	No
116	GOM_NL__2PRFIN20080329_111424_000000392067_00166_31783_9136.N1	29-MAR-2008 11:14:24	Bright	39.000	62	94Bet Leo	2.1360	9700.0	78	31783	No
117	GOM_NL__2PRFIN20080329_111557_000000372067_00166_31783_9137.N1	29-MAR-2008 11:15:57	Bright	36.500	96	68Del Leo	2.5600	9300.0	73	31783	No
118	GOM_NL__2PRFIN20080329_112248_000000362067_00166_31783_9138.N1	29-MAR-2008 11:22:48	Bright	36.000	174	52Psi UMa	3.0040	4400.0	72	31783	No
119	GOM_NL__2PRFIN20080329_112608_000000362067_00166_31783_9139.N1	29-MAR-2008 11:26:08	Bright	36.000	82	48Bet UMa	2.3650	10600.	72	31783	No
120	GOM_NL__2PRFIN20080329_112739_000000382067_00166_31783_9140.N1	29-MAR-2008 11:27:39	Bright	37.500	36	50Alp UMa	1.8000	6300.0	75	31783	No
121	GOM_NL__2PRFIN20080329_113538_000000362067_00166_31783_9141.N1	29-MAR-2008 11:35:38	Bright	35.500	49	1Alp UMi	1.9900	6300.0	71	31783	No
122	GOM_NL__2PRFIN20080329_114323_000000352067_00166_31783_9142.N1	29-MAR-2008 11:43:23	Bright	34.500	89	5Alp Cep	2.4510	8000.0	69	31783	No
123	GOM_NL__2PRFIN20080329_115838_000000432067_00166_31783_9143.N1	29-MAR-2008 11:58:38	Bright	42.500	61	8Eps Peg	2.1000	3900.0	85	31783	No
124	GOM_NL__2PRFIN20080329_120310_000000422067_00166_31783_9144.N1	29-MAR-2008 12:03:10	Twilight	41.500	154	22Bet Aqr	2.8990	5700.0	83	31783	No
125	GOM_NL__2PRFIN20080329_120546_000000412067_00166_31783_9145.N1	29-MAR-2008 12:05:46	Dark	41.000	142	49Del Cap	2.8500	8900.0	82	31783	No
126	GOM_NL__2PRFIN20080329_121758_000000382067_00166_31783_9146.N1	29-MAR-2008 12:17:58	Dark	37.500	45	Alp Pav	1.9400	26000.	75	31783	No
127	GOM_NL__2PRFIN20080329_122527_000000412067_00167_31784_9150.N1	29-MAR-2008 12:25:27	Dark	40.500	43	Alp TrA	1.9100	4250.0	81	31784	No
128	GOM_NL__2PRFIN20080329_122715_000000402067_00167_31784_9151.N1	29-MAR-2008 12:27:15	Dark	40.000	134	Bet TrA	2.8100	6600.0	80	31784	No
129	GOM_NL__2PRFIN20080329_122955_000000462067_00167_31784_9152.N1	29-MAR-2008 12:29:55	Dark	46.000	4	Alp1Cen	-0.010000	5800.0	92	31784	No
130	GOM_NL__2PRFIN20080329_123219_000000462067_00167_31784_9153.N1	29-MAR-2008 12:32:19	Straylight	46.000	12	Alp1Cru	0.77500	30000.	92	31784	No
131	GOM_NL__2PRFIN20080329_123345_000000472067_00167_31784_9154.N1	29-MAR-2008 12:33:45	Straylight	46.500	26	Gam Cru	1.6240	2900.0	93	31784	No
132	GOM_NL__2PRFIN20080329_123540_000000382067_00167_31784_9155.N1	29-MAR-2008 12:35:40	Straylight	38.000	64	Gam Cen	2.2000	10600.	76	31784	No
133	GOM_NL__2PRFIN20080329_124309_000000462067_00167_31784_9156.N1	29-MAR-2008 12:43:09	Tw_i_and_stray	45.500	106	9Bet Crv	2.6480	5600.0	91	31784	No
134	GOM_NL__2PRFIN20080329_124509_000000442067_00167_31784_9157.N1	29-MAR-2008 12:45:09	Tw_i_and_stray	43.500	100	4Gam Crv	2.5800	13100.	87	31784	No
135	GOM_NL__2PRFIN20080329_125500_000000392067_00167_31784_9158.N1	29-MAR-2008 12:55:00	Bright	38.500	62	94Bet Leo	2.1360	9700.0	77	31784	No
136	GOM_NL__2PRFIN20080329_125633_000000402067_00167_31784_9159.N1	29-MAR-2008 12:56:33	Bright	39.500	96	68Del Leo	2.5600	9300.0	79	31784	No
137	GOM_NL__2PRFIN20080329_130324_000000352067_00167_31784_9160.N1	29-MAR-2008 13:03:24	Bright	34.500	174	52Psi UMa	3.0040	4400.0	69	31784	No
138	GOM_NL__2PRFIN20080329_130644_000000372067_00167_31784_9161.N1	29-MAR-2008 13:06:44	Bright	36.500	82	48Bet UMa	2.3650	10600.	73	31784	No
139	GOM_NL__2PRFIN20080329_130815_000000382067_00167_31784_9162.N1	29-MAR-2008 13:08:15	Bright	37.500	36	50Alp UMa	1.8000	6300.0	75	31784	No
140	GOM_NL__2PRFIN20080329_131614_000000332067_00167_31784_9163.N1	29-MAR-2008 13:16:14	Bright	33.000	49	1Alp UMi	1.9900	6300.0	66	31784	No
141	GOM_NL__2PRFIN20080329_132358_000000352067_00167_31784_9164.N1	29-MAR-2008 13:23:58	Bright	35.000	89	5Alp Cep	2.4510	8000.0	70	31784	No
142	GOM_NL__2PRFIN20080329_133914_000000422067_00167_31784_9165.N1	29-MAR-2008 13:39:14	Bright	41.500	61	8Eps Peg	2.1000	3900.0	83	31784	No
143	GOM_NL__2PRFIN20080329_134346_000000432067_00167_31784_9166.N1	29-MAR-2008 13:43:46	Twilight	43.000	154	22Bet Aqr	2.8990	5700.0	86	31784	No
144	GOM_NL__2PRFIN20080329_134623_000000402067_00167_31784_9167.N1	29-MAR-2008 13:46:23	Dark	40.000	142	49Del Cap	2.8500	8900.0	80	31784	No
145	GOM_NL__2PRFIN20080329_135834_000000392067_00167_31784_9168.N1	29-MAR-2008 13:58:34	Dark	38.500	45	Alp Pav	1.9400	26000.	77	31784	No
146	GOM_NL__2PRFIN20080329_140604_000000412067_00168_31785_9160.N1	29-MAR-2008 14:06:04	Dark	41.000	43	Alp TrA	1.9100	4250.0	82	31785	No
147	GOM_NL__2PRFIN20080329_140752_000000382067_00168_31785_9161.N1	29-MAR-2008 14:07:52	Dark	37.500	134	Bet TrA	2.8100	6600.0	75	31785	No
148	GOM_NL__2PRFIN20080329_141031_000000482067_00168_31785_9162.N1	29-MAR-2008 14:10:31	Dark	47.500	4	Alp1Cen	-0.010000	5800.0	95	31785	No
149	GOM_NL__2PRFIN20080329_141255_000000412067_00168_31785_9163.N1	29-MAR-2008 14:12:55	Straylight	40.500	12	Alp1Cru	0.77500	30000.	81	31785	No
150	GOM_NL__2PRFIN20080329_141421_000000482067_00168_31785_9164.N1	29-MAR-2008 14:14:21	Straylight	48.000	26	Gam Cru	1.6240	2900.0	96	31785	No
151	GOM_NL__2PRFIN20080329_141616_000000372067_00168_31785_9165.N1	29-MAR-2008 14:16:16	Straylight	37.000	64	Gam Cen	2.2000	10600.	74	31785	No
152	GOM_NL__2PRFIN20080329_142345_000000432067_00168_31785_9166.N1	29-MAR-2008 14:23:45	Tw_i_and_stray	43.000	106	9Bet Crv	2.6480	5600.0	86	31785	No
153	GOM_NL__2PRFIN20080329_142545_000000442067_00168_31785_9167.N1	29-MAR-2008 14:25:45	Tw_i_and_stray	43.500	100	4Gam Crv	2.5800	13100.	87	31785	No
154	GOM_NL__2PRFIN20080329_143535_000000382067_00168_31785_9168.N1	29-MAR-2008 14:35:35	Bright	38.000	62	94Bet Leo	2.1360	9700.0	76	31785	No
155	GOM_NL__2PRFIN20080329_143709_000000452067_00168_31785_9169.N1	29-MAR-2008 14:37:09	Bright	45.000	96	68Del Leo	2.5600	9300.0	90	31785	No
156	GOM_NL__2PRFIN20080329_144400_000000372067_00168_31785_9170.N1	29-MAR-2008 14:44:00	Bright	36.500	174	52Psi UMa	3.0040	4400.0	73	31785	No
157	GOM_NL__2PRFIN20080329_144720_000000362067_00168_31785_9171.N1	29-MAR-2008 14:47:20	Bright	35.500	82	48Bet UMa	2.3650	10600.	71	31785	No
158	GOM_NL__2PRFIN20080329_144851_000000372067_00168_31785_9172.N1	29-MAR-2008 14:48:51	Bright	37.000	36	50Alp UMa	1.8000	6300.0	74	31785	No
159	GOM_NL__2PRFIN20080329_145650_000000332067_00168_31785_9173.N1	29-MAR-2008 14:56:50	Bright	32.500	49	1Alp UMi	1.9900	6300.0	65	31785	No
160	GOM_NL__2PRFIN20080329_150435_000000362067_00168_31785_9174.N1	29-MAR-2008 15:04:35	Bright	36.000	89	5Alp Cep	2.4510	8000.0	72	31785	No

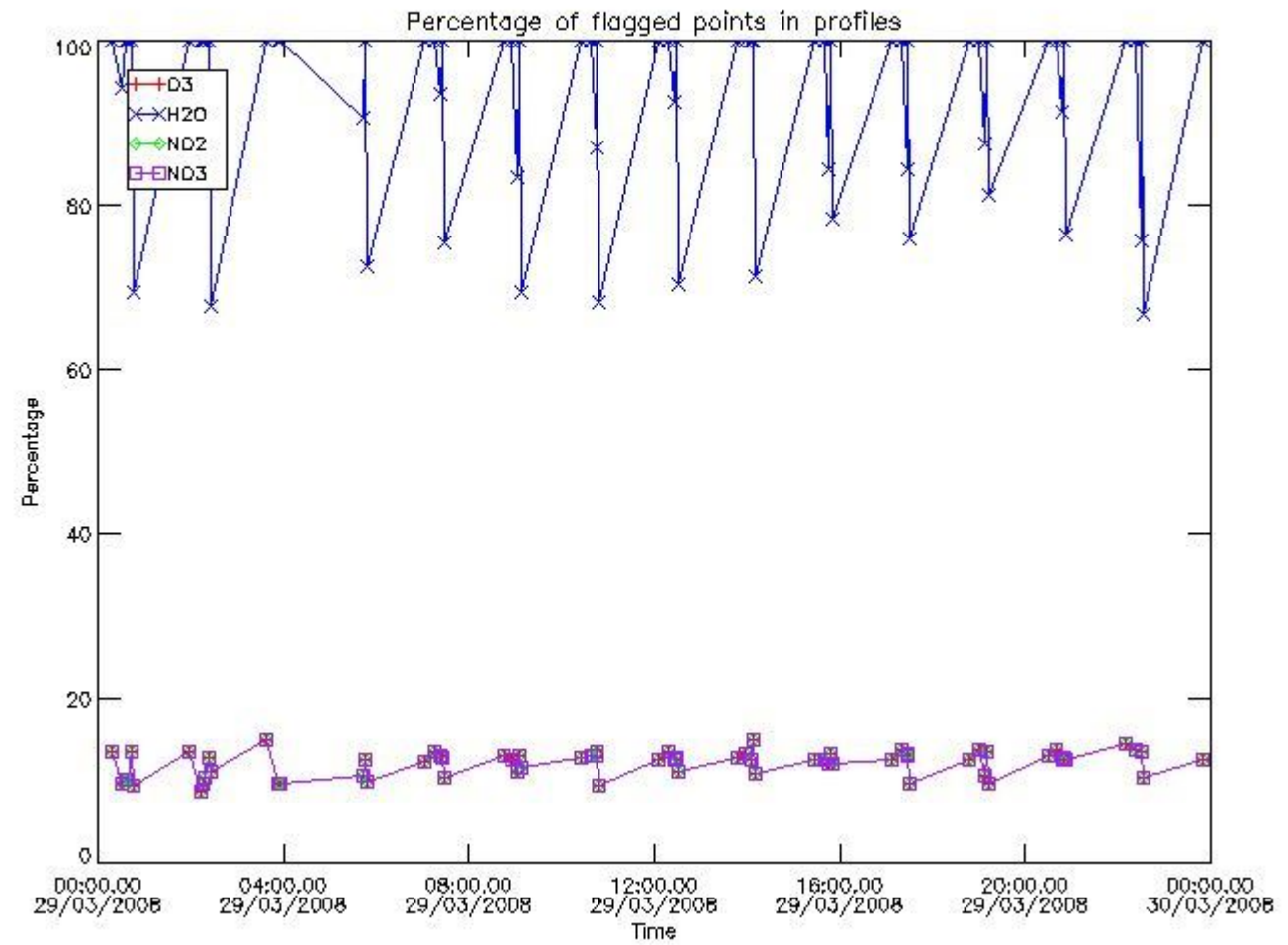
161	GOM_NL__2PRFIN20080329_151950_000000442067_00168_31785_9175.N1	29-MAR-2008 15:19:50	Bright	44.000	61	8Eps Peg	2.1000	3900.0	88	31785	No
162	GOM_NL__2PRFIN20080329_152423_000000422067_00168_31785_9176.N1	29-MAR-2008 15:24:23	Twilight	42.000	154	22Bet Aqr	2.8990	5700.0	84	31785	No
163	GOM_NL__2PRFIN20080329_152659_000000412067_00168_31785_9177.N1	29-MAR-2008 15:26:59	Dark	40.500	142	49Del Cap	2.8500	8900.0	81	31785	No
164	GOM_NL__2PRFIN20080329_153911_000000412067_00168_31785_9178.N1	29-MAR-2008 15:39:11	Dark	40.500	45	Alp Pav	1.9400	26000.	81	31785	No
165	GOM_NL__2PRFIN20080329_154640_000000422067_00169_31786_9176.N1	29-MAR-2008 15:46:40	Dark	42.000	43	Alp TrA	1.9100	4250.0	84	31786	No
166	GOM_NL__2PRFIN20080329_154828_000000392067_00169_31786_9177.N1	29-MAR-2008 15:48:28	Dark	38.500	134	Bet TrA	2.8100	6600.0	77	31786	No
167	GOM_NL__2PRFIN20080329_155108_000000422067_00169_31786_9178.N1	29-MAR-2008 15:51:08	Dark	42.000	4	Alp1Cen	-0.010000	5800.0	84	31786	No
168	GOM_NL__2PRFIN20080329_155332_000000392067_00169_31786_9179.N1	29-MAR-2008 15:53:32	Straylight	39.000	12	Alp1Cru	0.77500	30000.	78	31786	No
169	GOM_NL__2PRFIN20080329_155457_000000442067_00169_31786_9180.N1	29-MAR-2008 15:54:57	Straylight	43.500	26	Gam Cru	1.6240	2900.0	87	31786	No
170	GOM_NL__2PRFIN20080329_155652_000000382067_00169_31786_9181.N1	29-MAR-2008 15:56:52	Straylight	37.500	64	Gam Cen	2.2000	10600.	75	31786	No
171	GOM_NL__2PRFIN20080329_160421_000000442067_00169_31786_9182.N1	29-MAR-2008 16:04:21	Twilight	44.000	106	9Bet Crv	2.6480	5600.0	88	31786	No
172	GOM_NL__2PRFIN20080329_160621_000000402067_00169_31786_9183.N1	29-MAR-2008 16:06:21	Twilight	40.000	100	4Gam Crv	2.5800	13100.	80	31786	No
173	GOM_NL__2PRFIN20080329_161611_000000402067_00169_31786_9184.N1	29-MAR-2008 16:16:11	Bright	39.500	62	94Bet Leo	2.1360	9700.0	79	31786	No
174	GOM_NL__2PRFIN20080329_161744_000000372067_00169_31786_9185.N1	29-MAR-2008 16:17:44	Bright	36.500	96	68Del Leo	2.5600	9300.0	73	31786	No
175	GOM_NL__2PRFIN20080329_162436_000000362067_00169_31786_9186.N1	29-MAR-2008 16:24:36	Bright	35.500	174	52Psi UMa	3.0040	4400.0	71	31786	No
176	GOM_NL__2PRFIN20080329_162755_000000352067_00169_31786_9187.N1	29-MAR-2008 16:27:55	Bright	35.000	82	48Bet UMa	2.3650	10600.	70	31786	No
177	GOM_NL__2PRFIN20080329_162927_000000352067_00169_31786_9188.N1	29-MAR-2008 16:29:27	Bright	35.000	36	50Alp UMa	1.8000	6300.0	70	31786	No
178	GOM_NL__2PRFIN20080329_163726_000000332067_00169_31786_9189.N1	29-MAR-2008 16:37:26	Bright	33.000	49	1Alp UMi	1.9900	6300.0	66	31786	No
179	GOM_NL__2PRFIN20080329_164510_000000362067_00169_31786_9190.N1	29-MAR-2008 16:45:10	Bright	35.500	89	5Alp Cep	2.4510	8000.0	71	31786	No
180	GOM_NL__2PRFIN20080329_170026_000000442067_00169_31786_9191.N1	29-MAR-2008 17:00:26	Bright	44.000	61	8Eps Peg	2.1000	3900.0	88	31786	No
181	GOM_NL__2PRFIN20080329_170459_000000422067_00169_31786_9192.N1	29-MAR-2008 17:04:59	Twilight	41.500	154	22Bet Aqr	2.8990	5700.0	83	31786	No
182	GOM_NL__2PRFIN20080329_170735_000000412067_00169_31786_9193.N1	29-MAR-2008 17:07:35	Dark	40.500	142	49Del Cap	2.8500	8900.0	81	31786	No
183	GOM_NL__2PRFIN20080329_171947_000000372067_00169_31786_9194.N1	29-MAR-2008 17:19:47	Dark	37.000	45	Alp Pav	1.9400	26000.	74	31786	No
184	GOM_NL__2PRFIN20080329_172716_000000392067_00170_31787_9190.N1	29-MAR-2008 17:27:16	Dark	39.000	43	Alp TrA	1.9100	4250.0	78	31787	No
185	GOM_NL__2PRFIN20080329_172905_000000392067_00170_31787_9191.N1	29-MAR-2008 17:29:05	Dark	38.500	134	Bet TrA	2.8100	6600.0	77	31787	No
186	GOM_NL__2PRFIN20080329_173144_000000532067_00170_31787_9192.N1	29-MAR-2008 17:31:44	Dark	52.500	4	Alp1Cen	-0.010000	5800.0	105	31787	No
187	GOM_NL__2PRFIN20080329_173408_000000412067_00170_31787_9193.N1	29-MAR-2008 17:34:08	Straylight	41.000	12	Alp1Cru	0.77500	30000.	82	31787	No
188	GOM_NL__2PRFIN20080329_173534_000000472067_00170_31787_9194.N1	29-MAR-2008 17:35:34	Straylight	47.000	26	Gam Cru	1.6240	2900.0	94	31787	No
189	GOM_NL__2PRFIN20080329_173728_000000392067_00170_31787_9195.N1	29-MAR-2008 17:37:28	Straylight	38.500	64	Gam Cen	2.2000	10600.	77	31787	No
190	GOM_NL__2PRFIN20080329_174457_000000462067_00170_31787_9196.N1	29-MAR-2008 17:44:57	Twilight	45.500	106	9Bet Crv	2.6480	5600.0	91	31787	No
191	GOM_NL__2PRFIN20080329_174657_000000432067_00170_31787_9197.N1	29-MAR-2008 17:46:57	Twilight	43.000	100	4Gam Crv	2.5800	13100.	86	31787	No
192	GOM_NL__2PRFIN20080329_175647_000000392067_00170_31787_9198.N1	29-MAR-2008 17:56:47	Bright	38.500	62	94Bet Leo	2.1360	9700.0	77	31787	No
193	GOM_NL__2PRFIN20080329_175821_000000362067_00170_31787_9199.N1	29-MAR-2008 17:58:21	Bright	36.000	96	68Del Leo	2.5600	9300.0	72	31787	No
194	GOM_NL__2PRFIN20080329_180511_000000372067_00170_31787_9200.N1	29-MAR-2008 18:05:11	Bright	36.500	174	52Psi UMa	3.0040	4400.0	73	31787	No
195	GOM_NL__2PRFIN20080329_180831_000000362067_00170_31787_9201.N1	29-MAR-2008 18:08:31	Bright	36.000	82	48Bet UMa	2.3650	10600.	72	31787	No
196	GOM_NL__2PRFIN20080329_181003_000000382067_00170_31787_9202.N1	29-MAR-2008 18:10:03	Bright	37.500	36	50Alp UMa	1.8000	6300.0	75	31787	No
197	GOM_NL__2PRFIN20080329_181802_000000362067_00170_31787_9203.N1	29-MAR-2008 18:18:02	Bright	36.000	49	1Alp UMi	1.9900	6300.0	72	31787	No
198	GOM_NL__2PRFIN20080329_182546_000000352067_00170_31787_9204.N1	29-MAR-2008 18:25:46	Bright	35.000	89	5Alp Cep	2.4510	8000.0	70	31787	No
199	GOM_NL__2PRFIN20080329_184102_000000432067_00170_31787_9205.N1	29-MAR-2008 18:41:02	Bright	42.500	61	8Eps Peg	2.1000	3900.0	85	31787	No
200	GOM_NL__2PRFIN20080329_184535_000000422067_00170_31787_9206.N1	29-MAR-2008 18:45:35	Twilight	42.000	154	22Bet Aqr	2.8990	5700.0	84	31787	No
201	GOM_NL__2PRFIN20080329_184811_000000412067_00170_31787_9207.N1	29-MAR-2008 18:48:11	Dark	40.500	142	49Del Cap	2.8500	8900.0	81	31787	No
202	GOM_NL__2PRFIN20080329_190023_000000372067_00170_31787_9208.N1	29-MAR-2008 19:00:23	Dark	37.000	45	Alp Pav	1.9400	26000.	74	31787	No
203	GOM_NL__2PRFIN20080329_190753_000000482067_00171_31788_9208.N1	29-MAR-2008 19:07:53	Dark	48.000	43	Alp TrA	1.9100	4250.0	96	31788	No
204	GOM_NL__2PRFIN20080329_190941_000000382067_00171_31788_9209.N1	29-MAR-2008 19:09:41	Dark	38.000	134	Bet TrA	2.8100	6600.0	76	31788	No
205	GOM_NL__2PRFIN20080329_191221_000000542067_00171_31788_9210.N1	29-MAR-2008 19:12:21	Dark	53.500	4	Alp1Cen	-0.010000	5800.0	107	31788	No
206	GOM_NL__2PRFIN20080329_191444_000000412067_00171_31788_9211.N1	29-MAR-2008 19:14:44	Straylight	41.000	12	Alp1Cru	0.77500	30000.	82	31788	No
207	GOM_NL__2PRFIN20080329_191610_000000512067_00171_31788_9212.N1	29-MAR-2008 19:16:10	Straylight	51.000	26	Gam Cru	1.6240	2900.0	102	31788	No
208	GOM_NL__2PRFIN20080329_191805_000000392067_00171_31788_9213.N1	29-MAR-2008 19:18:05	Straylight	38.500	64	Gam Cen	2.2000	10600.	77	31788	No
209	GOM_NL__2PRFIN20080329_192533_000000482067_00171_31788_9214.N1	29-MAR-2008 19:25:33	Twilight	48.000	106	9Bet Crv	2.6480	5600.0	96	31788	No
210	GOM_NL__2PRFIN20080329_192733_000000422067_00171_31788_9215.N1	29-MAR-2008 19:27:33	Twilight	42.000	100	4Gam Crv	2.5800	13100.	84	31788	No
211	GOM_NL__2PRFIN20080329_193723_000000392067_00171_31788_9216.N1	29-MAR-2008 19:37:23	Bright	38.500	62	94Bet Leo	2.1360	9700.0	77	31788	No
212	GOM_NL__2PRFIN20080329_193856_000000362067_00171_31788_9217.N1	29-MAR-2008 19:38:56	Bright	35.500	96	68Del Leo	2.5600	9300.0	71	31788	No
213	GOM_NL__2PRFIN20080329_194547_000000362067_00171_31788_9218.N1	29-MAR-2008 19:45:47	Bright	36.000	174	52Psi UMa	3.0040	4400.0	72	31788	No
214	GOM_NL__2PRFIN20080329_194854_000000382067_00171_31788_9219.N1	29-MAR-2008 19:48:54	Bright	38.000	87	64Gam UMa	2.4330	11000.	76	31788	No
215	GOM_NL__2PRFIN20080329_195039_000000382067_00171_31788_9220.N1	29-MAR-2008 19:50:39	Bright	38.000	36	50Alp UMa	1.8000	6300.0	76	31788	No
216	GOM_NL__2PRFIN20080329_195838_000000362067_00171_31788_9221.N1	29-MAR-2008 19:58:38	Bright	35.500	49	1Alp UMi	1.9900	6300.0	71	31788	No
217	GOM_NL__2PRFIN20080329_200622_000000372067_00171_31788_9222.N1	29-MAR-2008 20:06:22	Bright	37.000	89	5Alp Cep	2.4510	8000.0	74	31788	No
218	GOM_NL__2PRFIN20080329_202139_000000432067_00171_31788_9223.N1	29-MAR-2008 20:21:39	Bright	43.000	61	8Eps Peg	2.1000	3900.0	86	31788	No
219	GOM_NL__2PRFIN20080329_202612_000000462067_00171_31788_9224.N1	29-MAR-2008 20:26:12	Twilight	45.500	154	22Bet Aqr	2.8990	5700.0	91	31788	No

220	GOM_NL__2PRFIN20080329_202847_000000392067_00171_31788_9225.N1	29-MAR-2008 20:28:47	Dark	39.000	142	49Del Cap	2.8500	8900.0	78	31788	No
221	GOM_NL__2PRFIN20080329_204100_000000412067_00171_31788_9226.N1	29-MAR-2008 20:41:00	Dark	40.500	45	Alp Pav	1.9400	26000.	81	31788	No
222	GOM_NL__2PRFIN20080329_204829_000000412067_00172_31789_9230.N1	29-MAR-2008 20:48:29	Dark	40.500	43	Alp TrA	1.9100	4250.0	81	31789	No
223	GOM_NL__2PRFIN20080329_205017_000000402067_00172_31789_9231.N1	29-MAR-2008 20:50:17	Dark	40.000	134	Bet TrA	2.8100	6600.0	80	31789	No
224	GOM_NL__2PRFIN20080329_205257_000000412067_00172_31789_9232.N1	29-MAR-2008 20:52:57	Dark	40.500	4	Alp1Cen	-0.010000	5800.0	81	31789	No
225	GOM_NL__2PRFIN20080329_205520_000000482067_00172_31789_9233.N1	29-MAR-2008 20:55:20	Straylight	48.000	12	Alp1Cru	0.77500	30000.	96	31789	No
226	GOM_NL__2PRFIN20080329_205646_000000522067_00172_31789_9234.N1	29-MAR-2008 20:56:46	Straylight	52.000	26	Gam Cru	1.6240	2900.0	104	31789	No
227	GOM_NL__2PRFIN20080329_205841_000000402067_00172_31789_9235.N1	29-MAR-2008 20:58:41	Straylight	39.500	64	Gam Cen	2.2000	10600.	79	31789	No
228	GOM_NL__2PRFIN20080329_210610_000000462067_00172_31789_9236.N1	29-MAR-2008 21:06:10	Twilight	46.000	106	9Bet Crv	2.6480	5600.0	92	31789	No
229	GOM_NL__2PRFIN20080329_210809_000000442067_00172_31789_9237.N1	29-MAR-2008 21:08:09	Twilight	44.000	100	4Gam Crv	2.5800	13100.	88	31789	No
230	GOM_NL__2PRFIN20080329_211759_000000402067_00172_31789_9238.N1	29-MAR-2008 21:17:59	Bright	39.500	62	94Bet Leo	2.1360	9700.0	79	31789	No
231	GOM_NL__2PRFIN20080329_211932_000000372067_00172_31789_9239.N1	29-MAR-2008 21:19:32	Bright	36.500	96	68Del Leo	2.5600	9300.0	73	31789	No
232	GOM_NL__2PRFIN20080329_212623_000000372067_00172_31789_9240.N1	29-MAR-2008 21:26:23	Bright	36.500	174	52Psi UMa	3.0040	4400.0	73	31789	No
233	GOM_NL__2PRFIN20080329_212929_000000402067_00172_31789_9241.N1	29-MAR-2008 21:29:29	Bright	39.500	87	64Gam UMa	2.4330	11000.	79	31789	No
234	GOM_NL__2PRFIN20080329_213114_000000372067_00172_31789_9242.N1	29-MAR-2008 21:31:14	Bright	36.500	36	50Alp UMa	1.8000	6300.0	73	31789	No
235	GOM_NL__2PRFIN20080329_213914_000000352067_00172_31789_9243.N1	29-MAR-2008 21:39:14	Bright	35.000	49	1Alp UMi	1.9900	6300.0	70	31789	No
236	GOM_NL__2PRFIN20080329_214658_000000362067_00172_31789_9244.N1	29-MAR-2008 21:46:58	Bright	36.000	89	5Alp Cep	2.4510	8000.0	72	31789	No
237	GOM_NL__2PRFIN20080329_220215_000000442067_00172_31789_9245.N1	29-MAR-2008 22:02:15	Bright	43.500	61	8Eps Peg	2.1000	3900.0	87	31789	No
238	GOM_NL__2PRFIN20080329_220648_000000442067_00172_31789_9246.N1	29-MAR-2008 22:06:48	Twilight	43.500	154	22Bet Aqr	2.8990	5700.0	87	31789	No
239	GOM_NL__2PRFIN20080329_220924_000000392067_00172_31789_9247.N1	29-MAR-2008 22:09:24	Dark	39.000	142	49Del Cap	2.8500	8900.0	78	31789	No
240	GOM_NL__2PRFIN20080329_222136_000000372067_00172_31789_9248.N1	29-MAR-2008 22:21:36	Dark	37.000	45	Alp Pav	1.9400	26000.	74	31789	No
241	GOM_NL__2PRFIN20080329_222906_000000382067_00173_31790_9244.N1	29-MAR-2008 22:29:06	Dark	37.500	43	Alp TrA	1.9100	4250.0	75	31790	No
242	GOM_NL__2PRFIN20080329_223054_000000382067_00173_31790_9245.N1	29-MAR-2008 22:30:54	Dark	38.000	134	Bet TrA	2.8100	6600.0	76	31790	No
243	GOM_NL__2PRFIN20080329_223333_000000552067_00173_31790_9246.N1	29-MAR-2008 22:33:33	Dark	54.500	4	Alp1Cen	-0.010000	5800.0	109	31790	No
244	GOM_NL__2PRFIN20080329_223556_000000382067_00173_31790_9247.N1	29-MAR-2008 22:35:56	Straylight	38.000	12	Alp1Cru	0.77500	30000.	76	31790	No
245	GOM_NL__2PRFIN20080329_223722_000000502067_00173_31790_9248.N1	29-MAR-2008 22:37:22	Straylight	50.000	26	Gam Cru	1.6240	2900.0	100	31790	No
246	GOM_NL__2PRFIN20080329_223917_000000402067_00173_31790_9249.N1	29-MAR-2008 22:39:17	Straylight	40.000	64	Gam Cen	2.2000	10600.	80	31790	No
247	GOM_NL__2PRFIN20080329_224646_000000452067_00173_31790_9250.N1	29-MAR-2008 22:46:46	Twilight	45.000	106	9Bet Crv	2.6480	5600.0	90	31790	No
248	GOM_NL__2PRFIN20080329_224845_000000432067_00173_31790_9251.N1	29-MAR-2008 22:48:45	Twilight	42.500	100	4Gam Crv	2.5800	13100.	85	31790	No
249	GOM_NL__2PRFIN20080329_225834_000000402067_00173_31790_9252.N1	29-MAR-2008 22:58:34	Bright	39.500	62	94Bet Leo	2.1360	9700.0	79	31790	No
250	GOM_NL__2PRFIN20080329_230008_000000362067_00173_31790_9253.N1	29-MAR-2008 23:00:08	Bright	36.000	96	68Del Leo	2.5600	9300.0	72	31790	No
251	GOM_NL__2PRFIN20080329_230659_000000352067_00173_31790_9254.N1	29-MAR-2008 23:06:59	Bright	35.000	174	52Psi UMa	3.0040	4400.0	70	31790	No
252	GOM_NL__2PRFIN20080329_231005_000000382067_00173_31790_9255.N1	29-MAR-2008 23:10:05	Bright	37.500	87	64Gam UMa	2.4330	11000.	75	31790	No
253	GOM_NL__2PRFIN20080329_231150_000000352067_00173_31790_9256.N1	29-MAR-2008 23:11:50	Bright	35.000	36	50Alp UMa	1.8000	6300.0	70	31790	No
254	GOM_NL__2PRFIN20080329_231950_000000352067_00173_31790_9257.N1	29-MAR-2008 23:19:50	Bright	34.500	49	1Alp UMi	1.9900	6300.0	69	31790	No
255	GOM_NL__2PRFIN20080329_232734_000000372067_00173_31790_9258.N1	29-MAR-2008 23:27:34	Bright	37.000	89	5Alp Cep	2.4510	8000.0	74	31790	No
256	GOM_NL__2PRFIN20080329_234251_000000442067_00173_31790_9259.N1	29-MAR-2008 23:42:51	Bright	44.000	61	8Eps Peg	2.1000	3900.0	88	31790	No
257	GOM_NL__2PRFIN20080329_234724_000000422067_00173_31790_9260.N1	29-MAR-2008 23:47:24	Twilight	41.500	154	22Bet Aqr	2.8990	5700.0	83	31790	No
258	GOM_NL__2PRFIN20080329_235000_000000412067_00173_31790_9261.N1	29-MAR-2008 23:50:00	Dark	40.500	142	49Del Cap	2.8500	8900.0	81	31790	No

3. Quality information per product

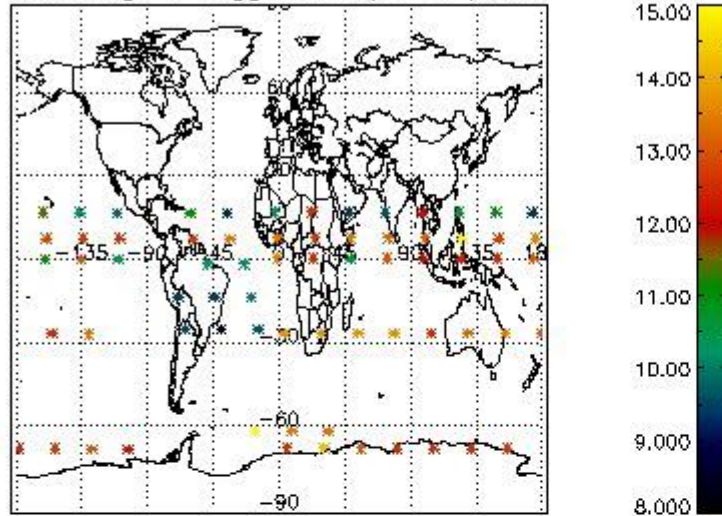
In this section it is plotted some information contained in the Quality Summary data set of the level 2 products. Only products in dark limb conditions and without errors (error flag in the MPH set to "0") are used.

3.1 Plot quality information per product (time dependant)

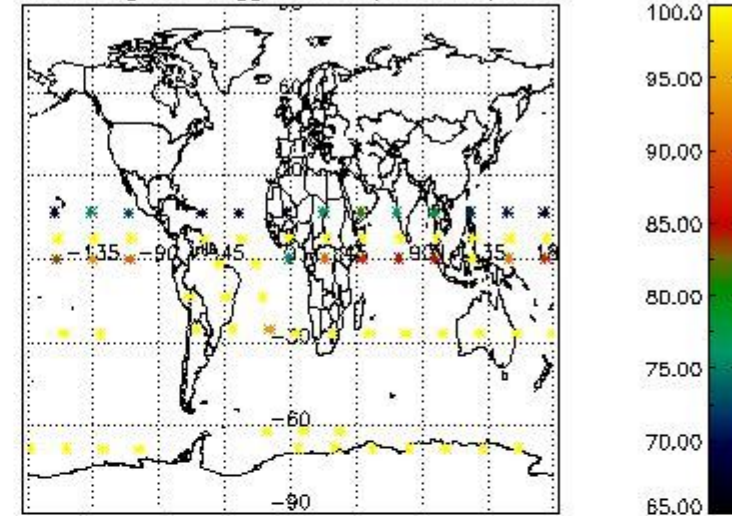


3.2 Plot quality information per product (world map)

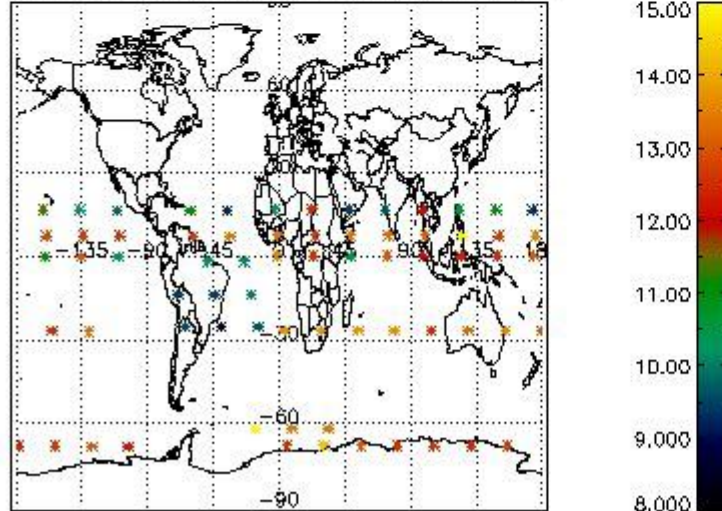
Percentage of flagged data per O3 profile



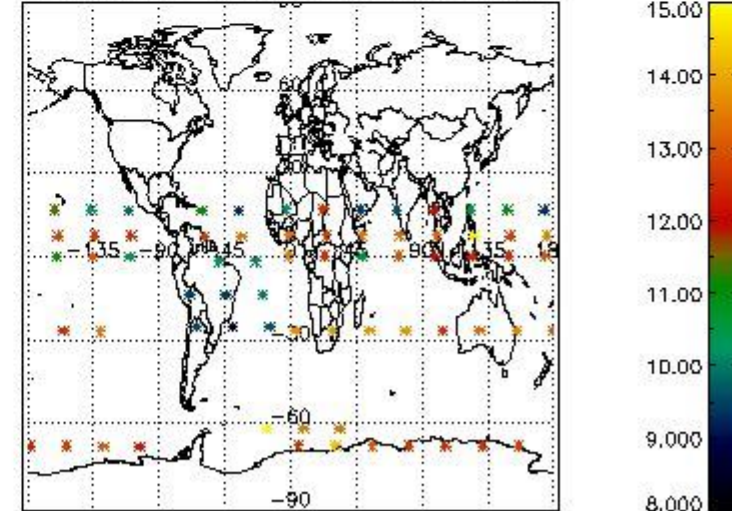
Percentage of flagged data per H2O profile



Percentage of flagged data per NO2 profile



Percentage of flagged data per NO3 profile

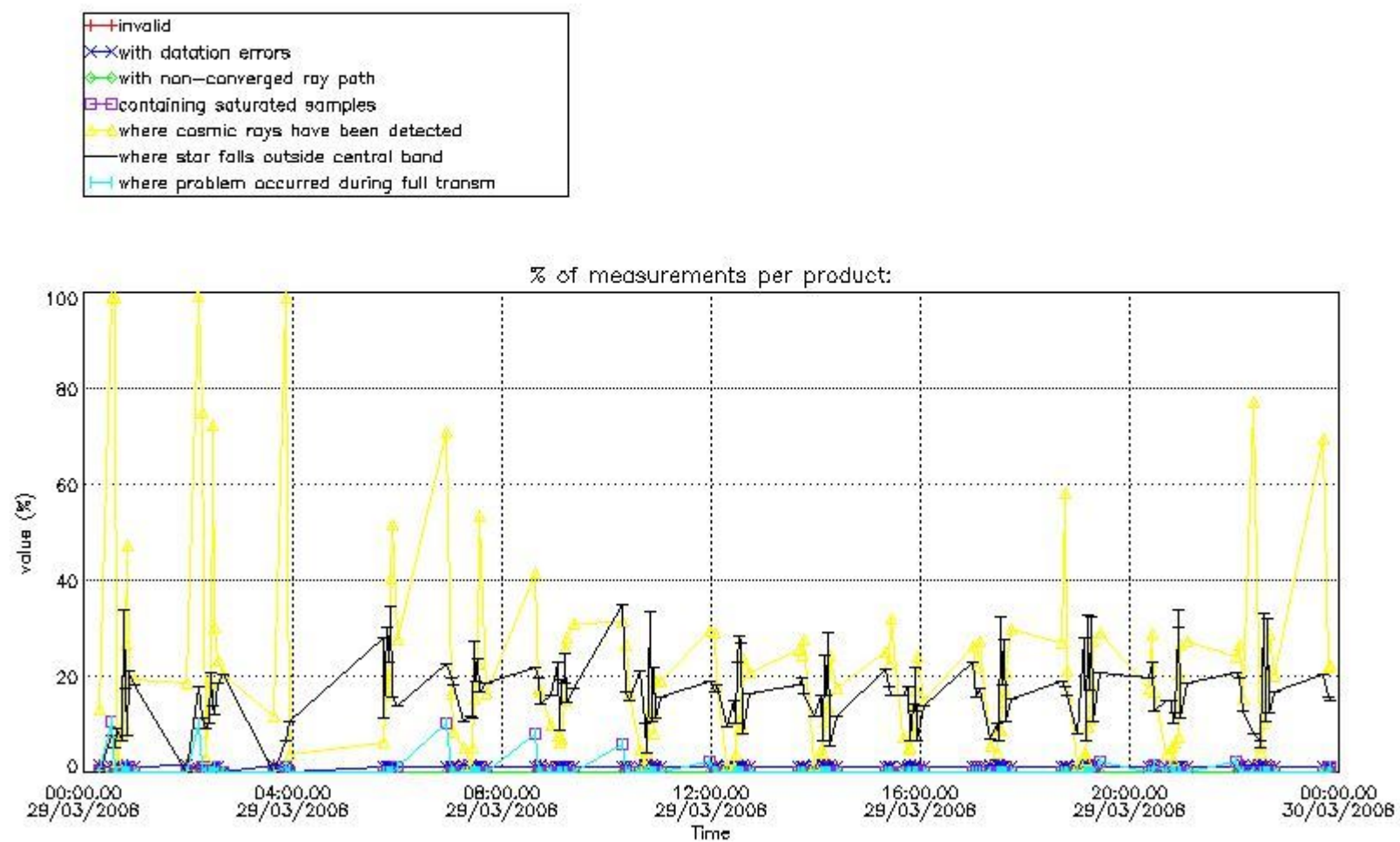


4. Level 1 quality information per product

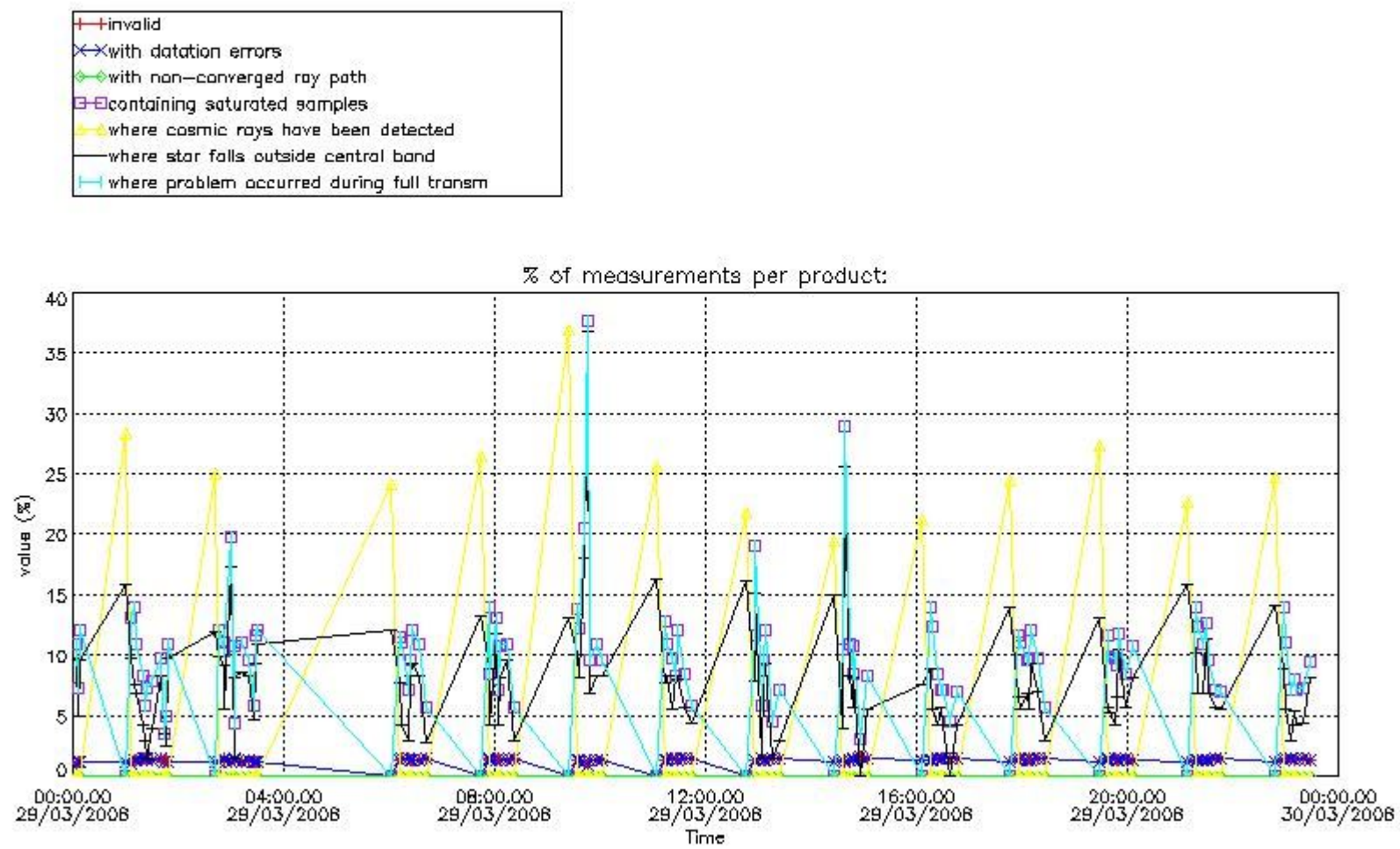
In this section it is plotted some information contained in the Quality Summary data set of the level 2 products that comes from the level 1b processing. Products without errors (error flag in the MPH set to "0") are used.

4.1 Plot quality information per product (time dependant) coming from level 1b processing

4.1.1 Plot level 1 quality information per product (time dependant): ENVISAT ASCENDING passes



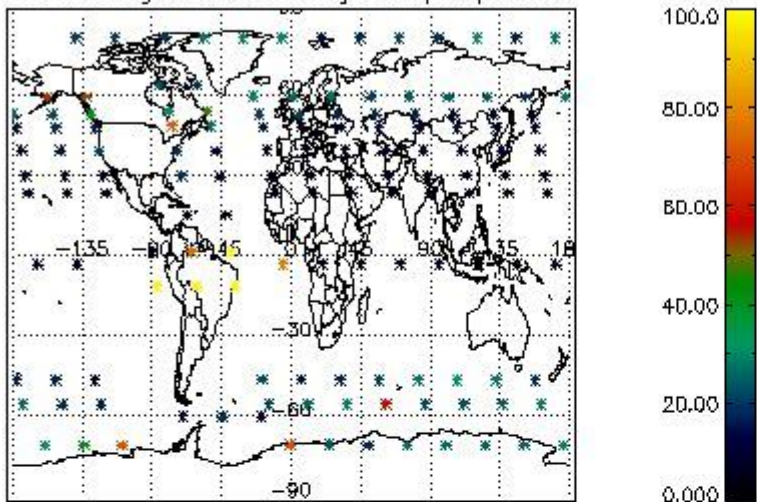
4.1.2 Plot level 1 quality information per product (time dependant): ENVI SAT DESCENDING passes



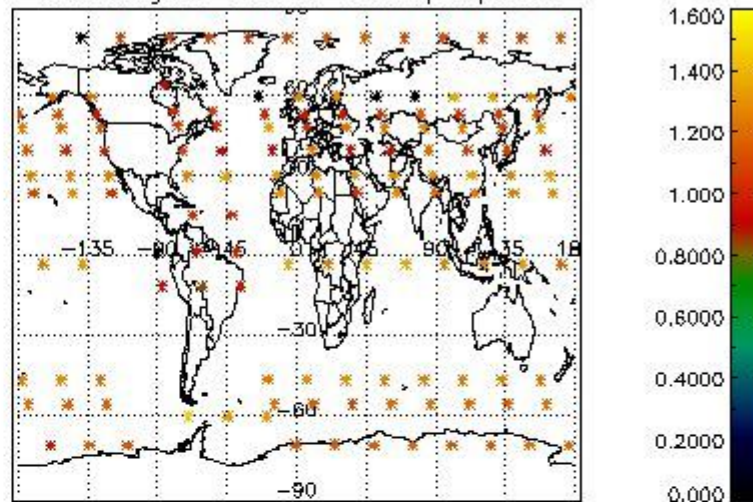
4.2 Plot quality information per product coming from level 1b processing (world map)

4.2.1 Plot level 1 quality information per product (world map): ENVISAT ASCENDING passes

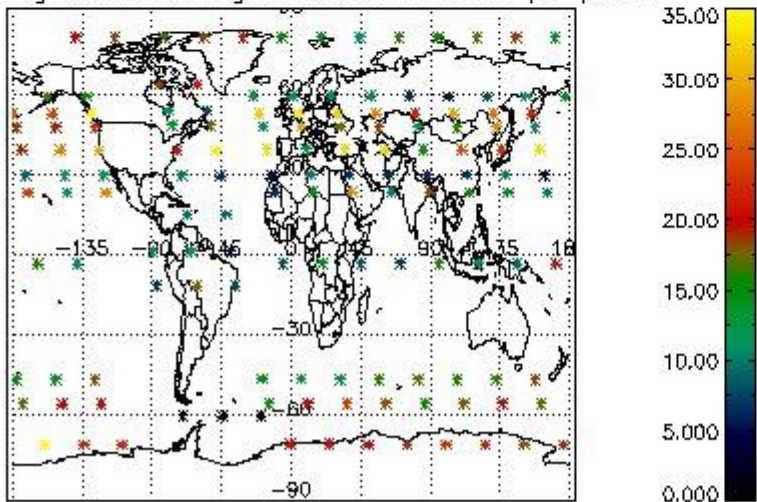
Percentage of cosmic ray hits per profile



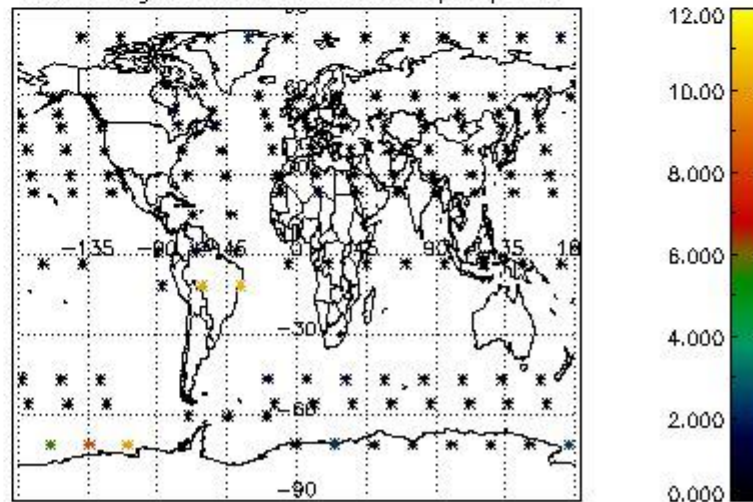
Percentage of datation errors per profile



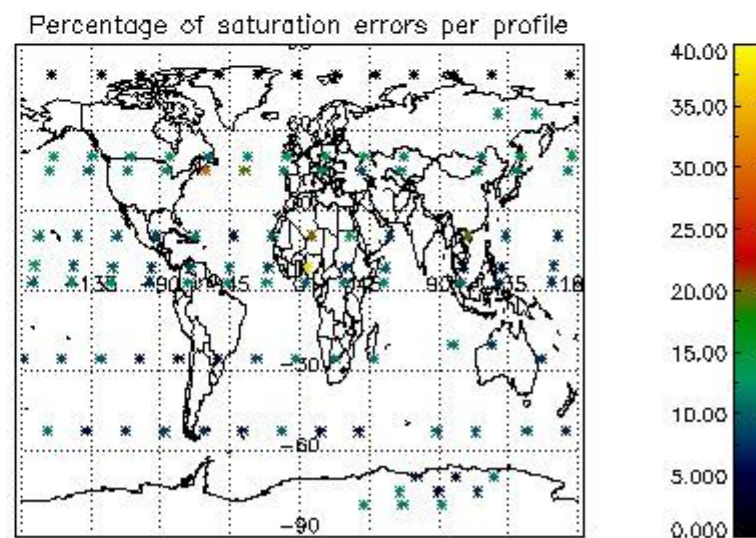
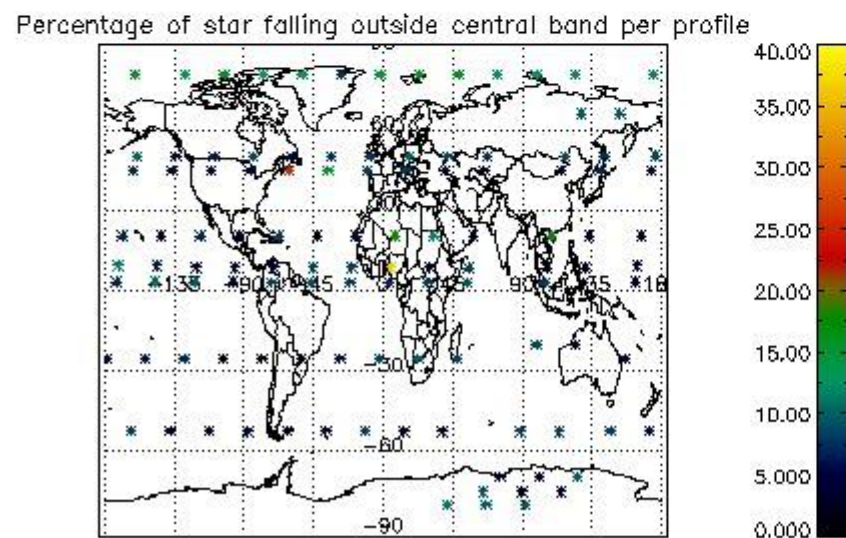
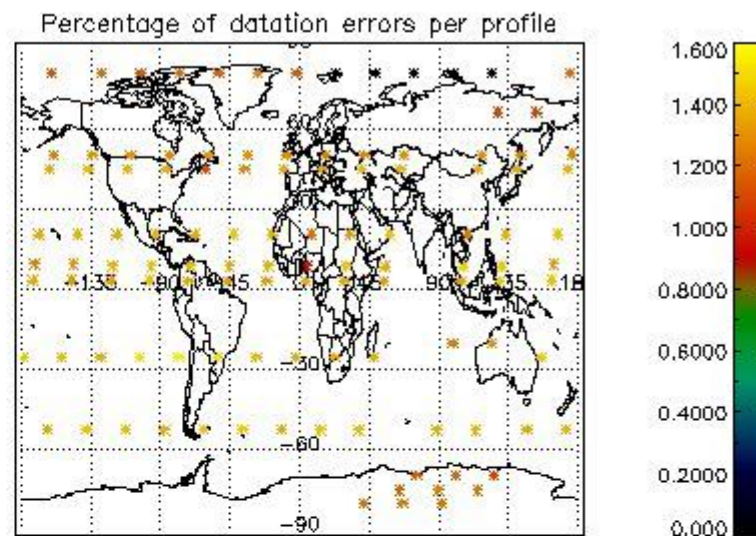
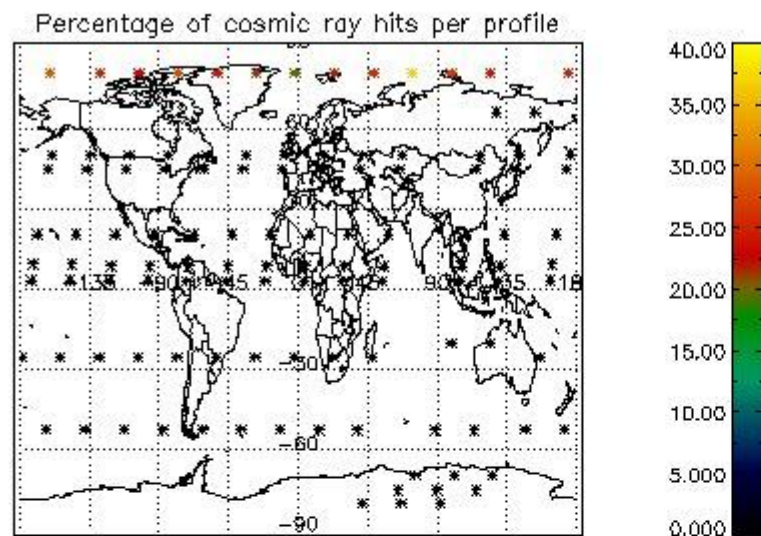
Percentage of star falling outside central band per profile



Percentage of saturation errors per profile



4.2.2 Plot level 1 quality information per product (world map): ENVISAT DESCENDING passes



5. Trace gas profiles

5.1 Ozone statistics based on quality of products

The final quality of the products can be "measured" using the STD (Standard Deviation) attached to every point profile. This information is written to the parameter GOM_NL__2P/NL_LOCAL_SPECIES_DENSITY/o3_std of the level 2 products. The table below shows the statistics for given STD ranges.

The statistics are given with respect to the overall valid production:

- Products without fatal errors: GOM_NL__2P/MPH/PRODUCT_ERR=0
- Valid point profile: GOM_NL__2P/NL_LOCAL_SPECIES_DENSITY/pcd(0)=0

The 'Criteria' is applied to valid points of dark limb products:

- Products in dark limb illumination condition: GOM_NL__2P/NL_SUMMARY_QUALITY/obs_ill_cond=0
- Products without fatal errors: GOM_NL__2P/MPH/PRODUCT_ERR=0
- Valid point profile: GOM_NL__2P/NL_LOCAL_SPECIES_DENSITY/pcd(0)=0

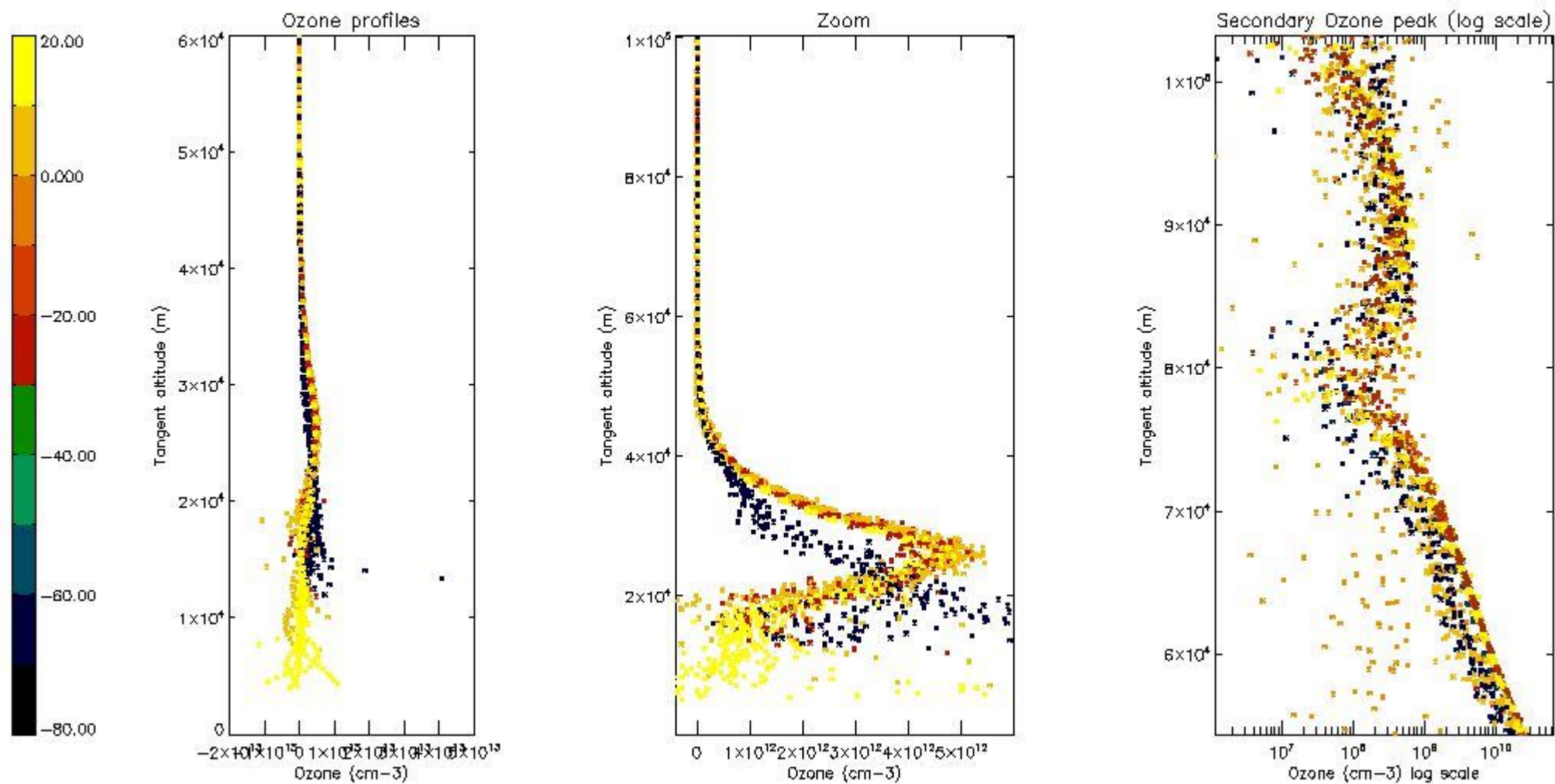
So, the table below shows the percentage of dark limb and valid observations for each criteria with respect to the overall valid daily observations.

Criteria	% of total production
All STD	29
STD < 20	14

STD < 10	10
STD < 5	6

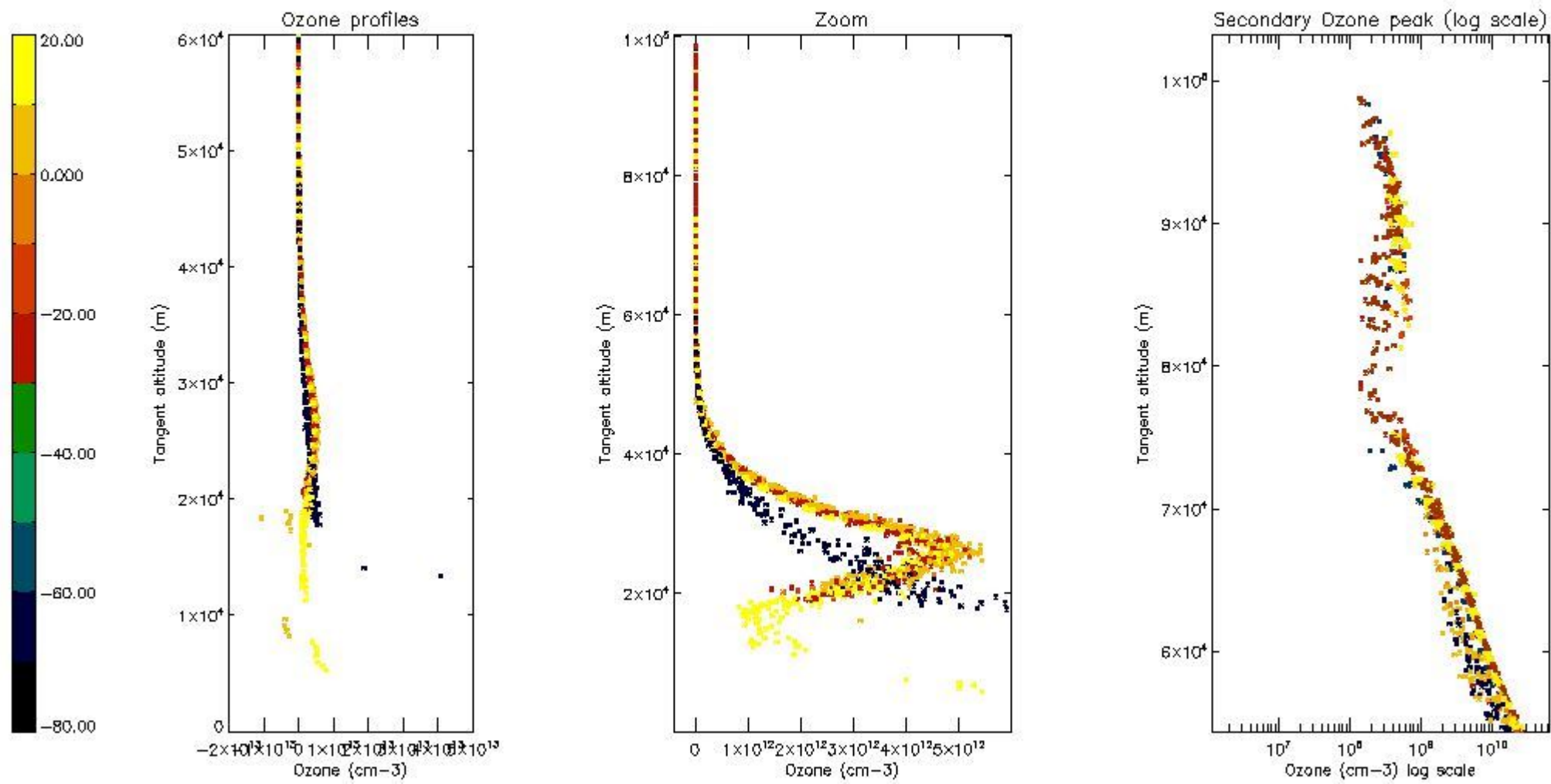
5.2 Plot ozone profiles for all STD (dark without errors)

The colorbar represents the latitude.



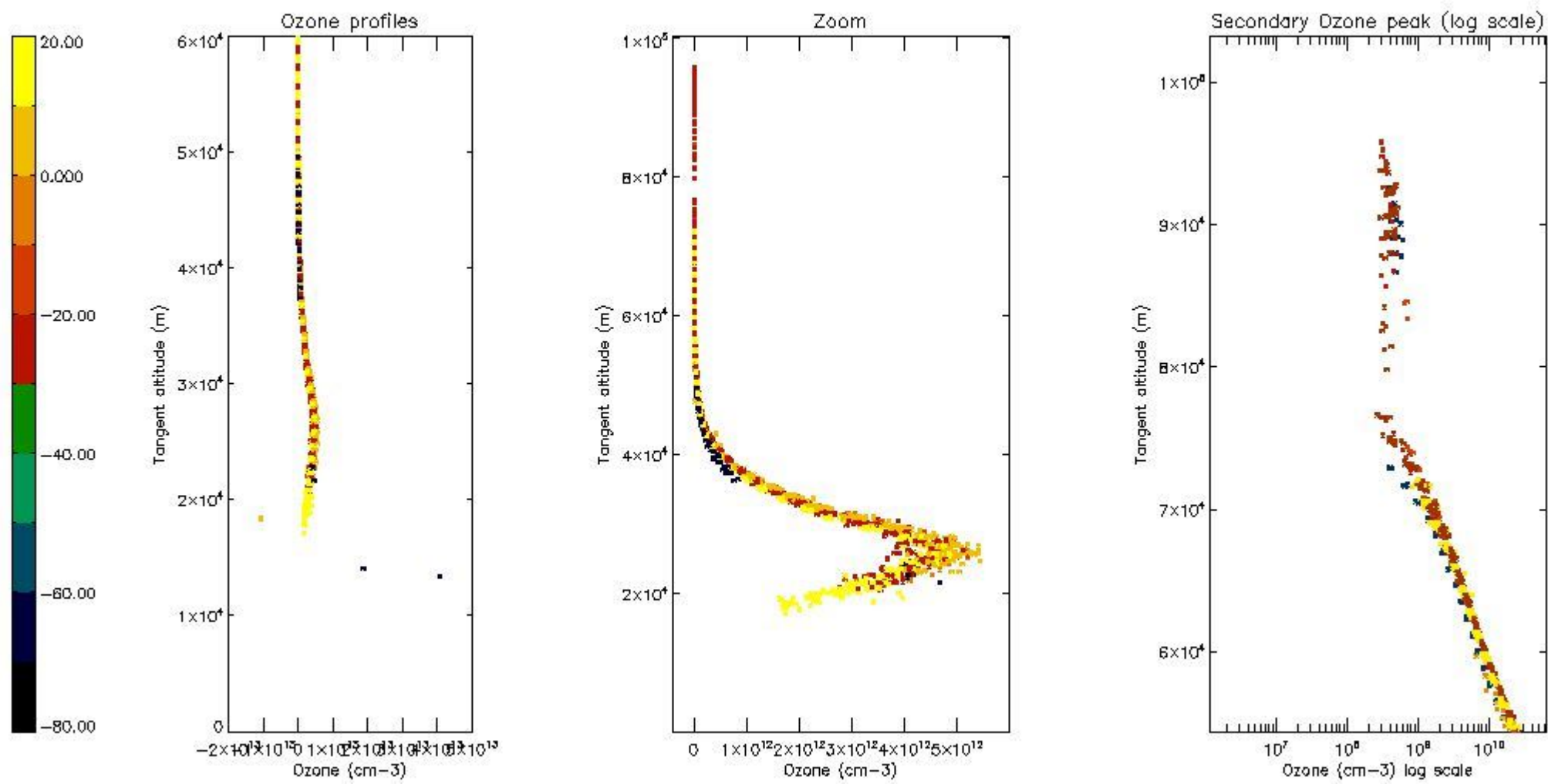
5.3 Plot ozone profiles where STD < 20% (dark without errors)

The colorbar represents the latitude.



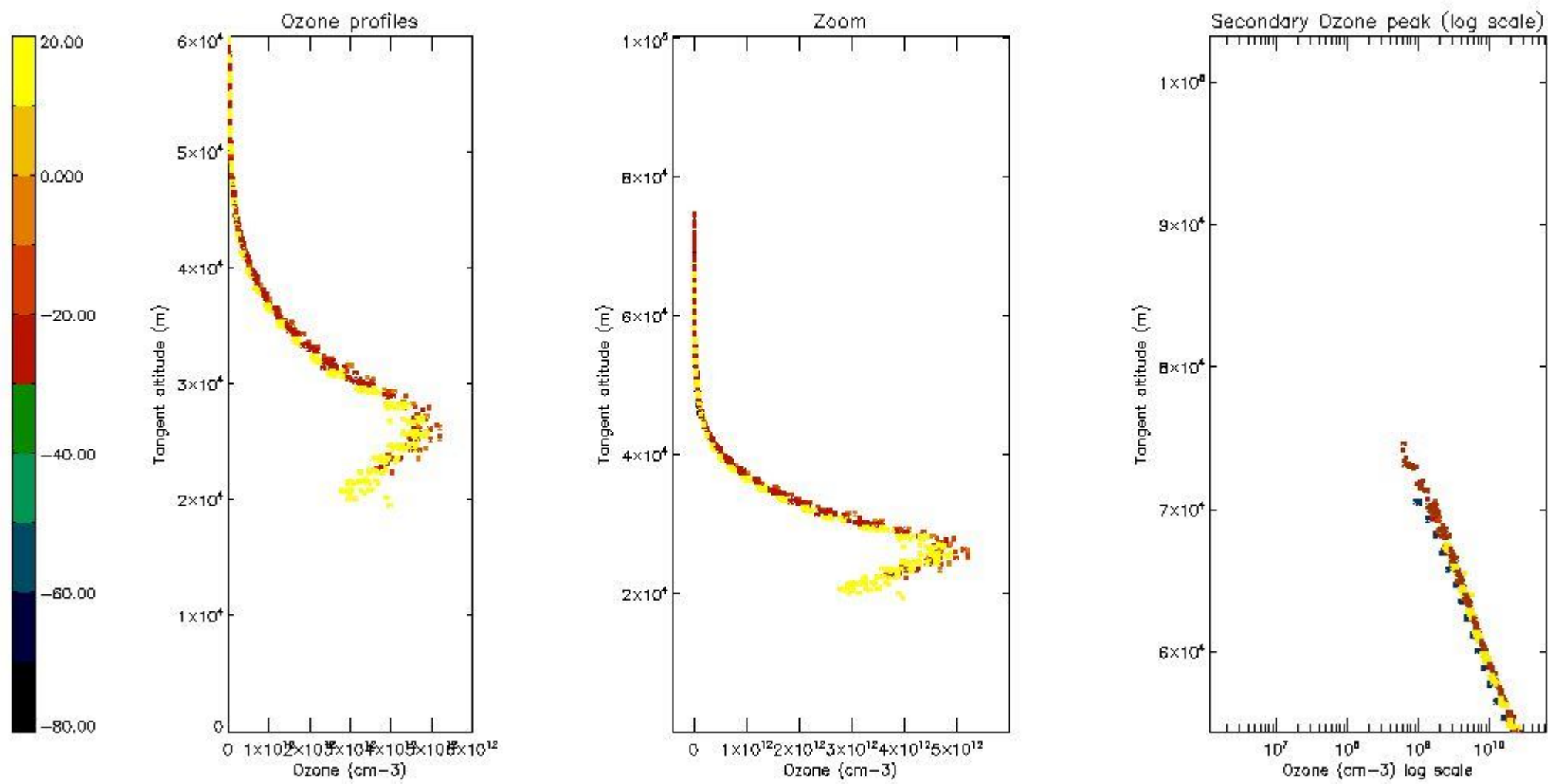
5.4 Plot ozone profiles where STD < 10% (dark without errors)

The colorbar represents the latitude.



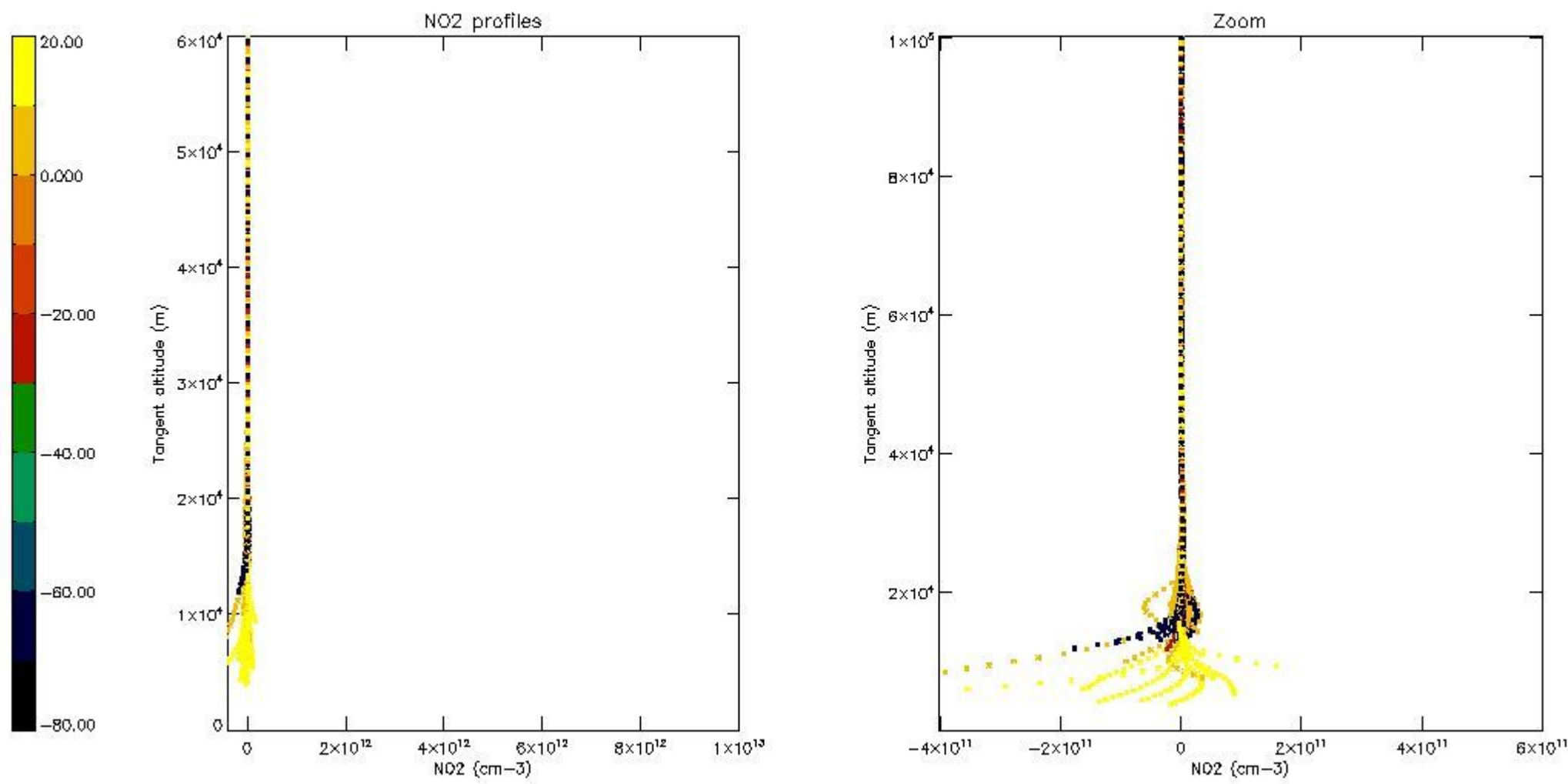
5.5 Plot ozone profiles where STD < 5% (dark without errors)

The colorbar represents the latitude.



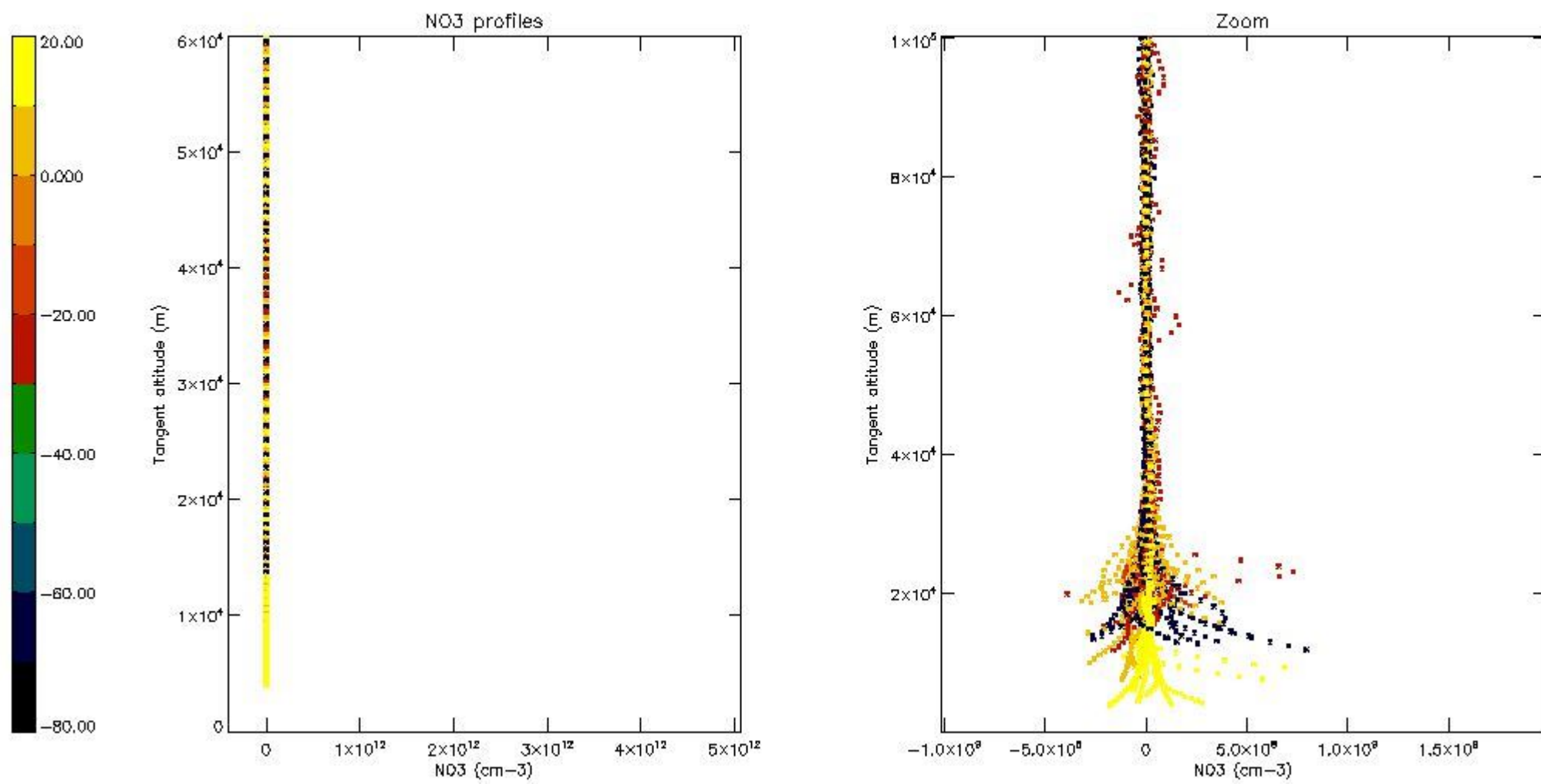
5.6 Plot NO₂ profiles for all STD (dark without errors)

The colorbar represents the latitude.



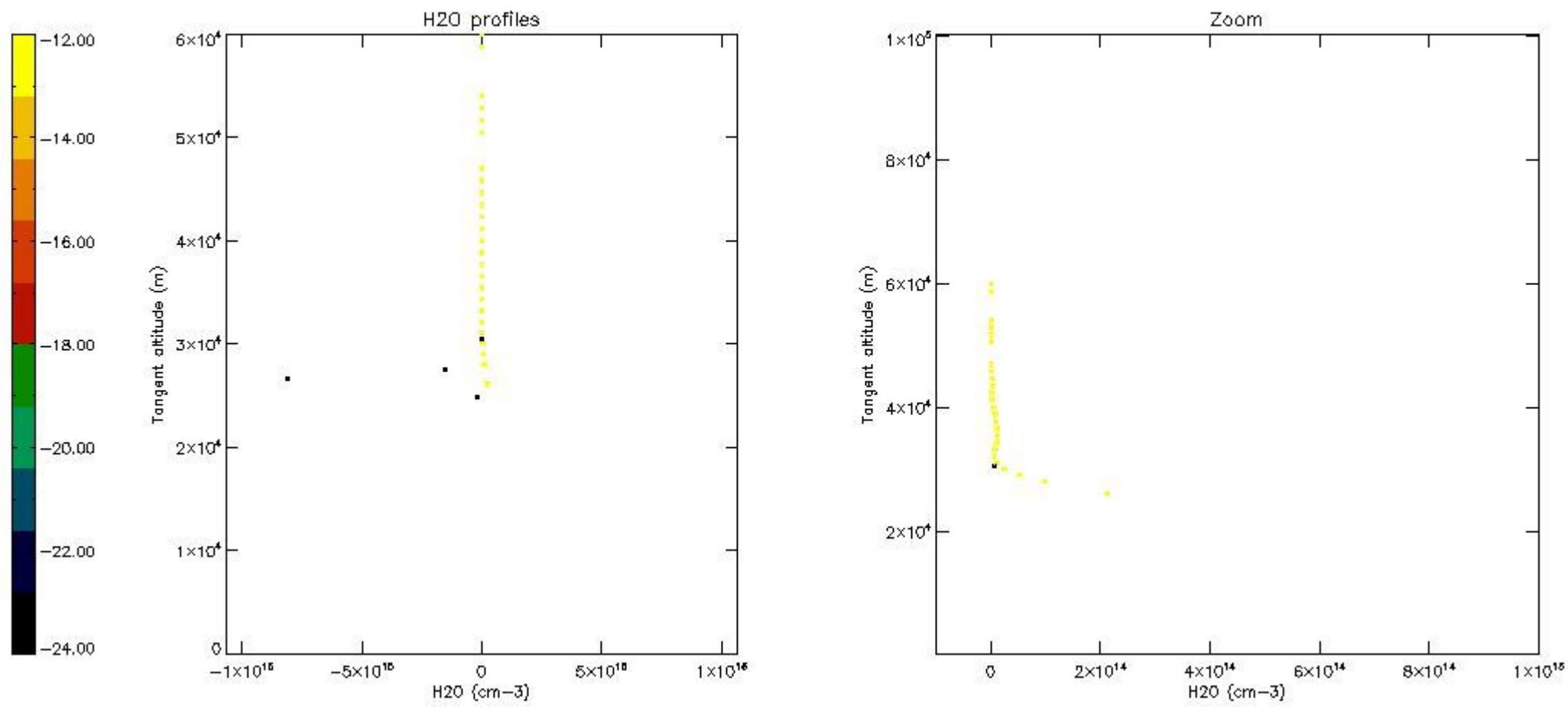
5.7 Plot NO3 profiles for all STD (dark without errors)

The colorbar represents the latitude.



5.8 Plot H2O profiles for all STD (only for occultations of stars 1,2,3,4,13,14,16,26,63 dark without errors)

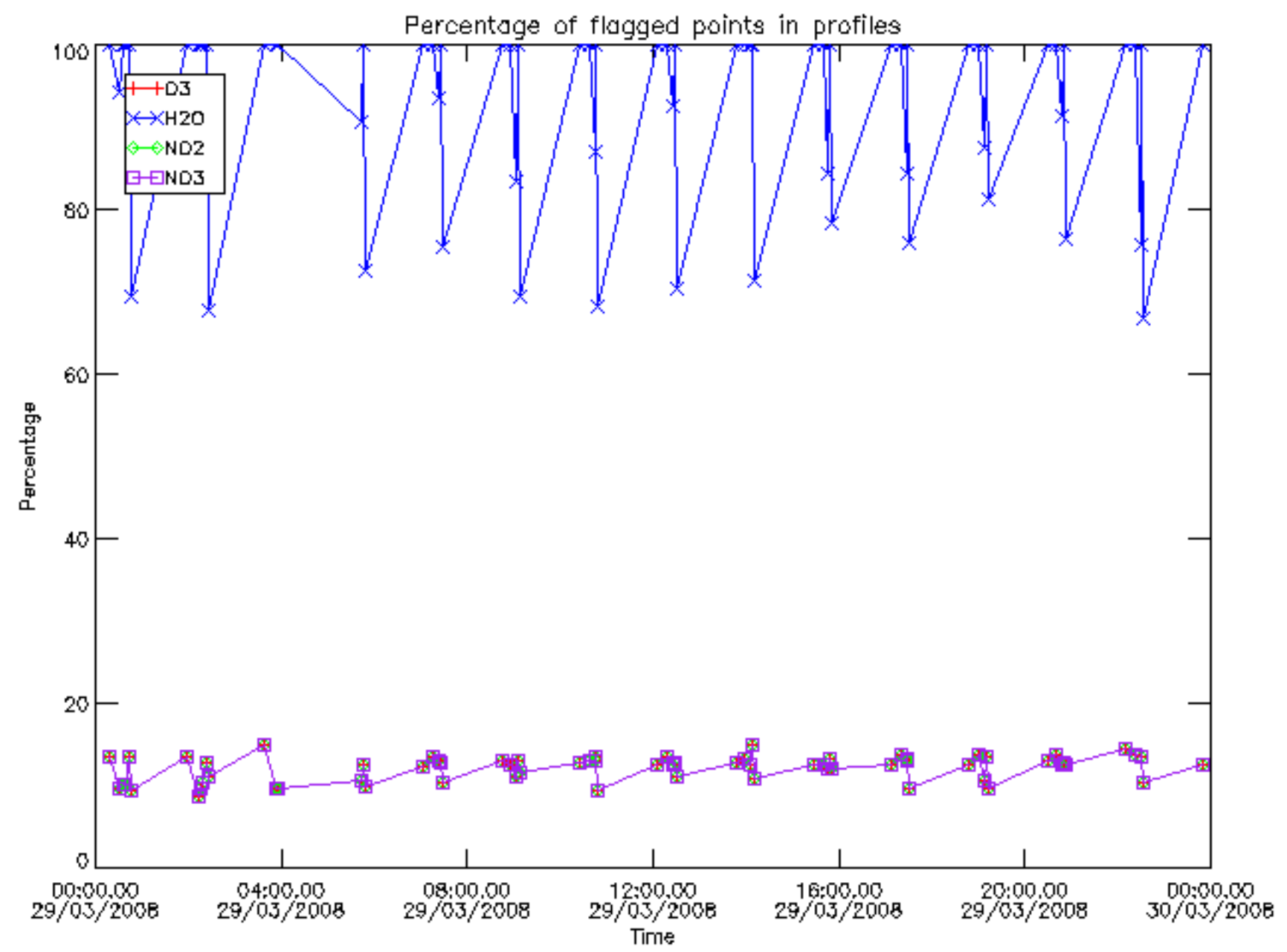
The colorbar represents the latitude.



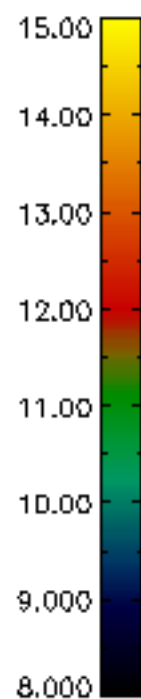
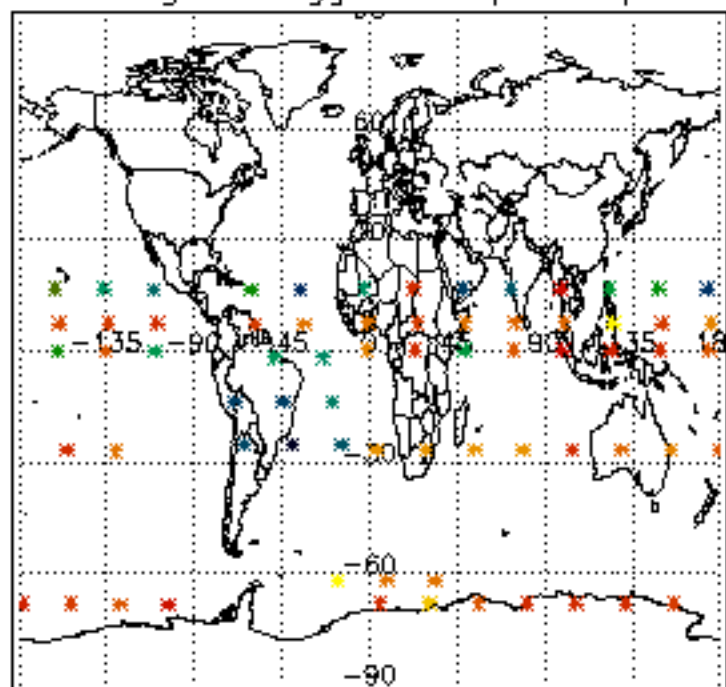
6. Auxiliary Data Files used for the production reported in section 2

The number reported in the third column indicates since which file (see list in section 2) the corresponding auxiliary file has been used. The fourth column is the date of those product files.

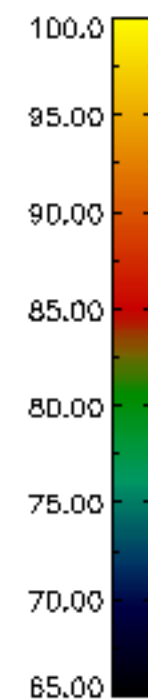
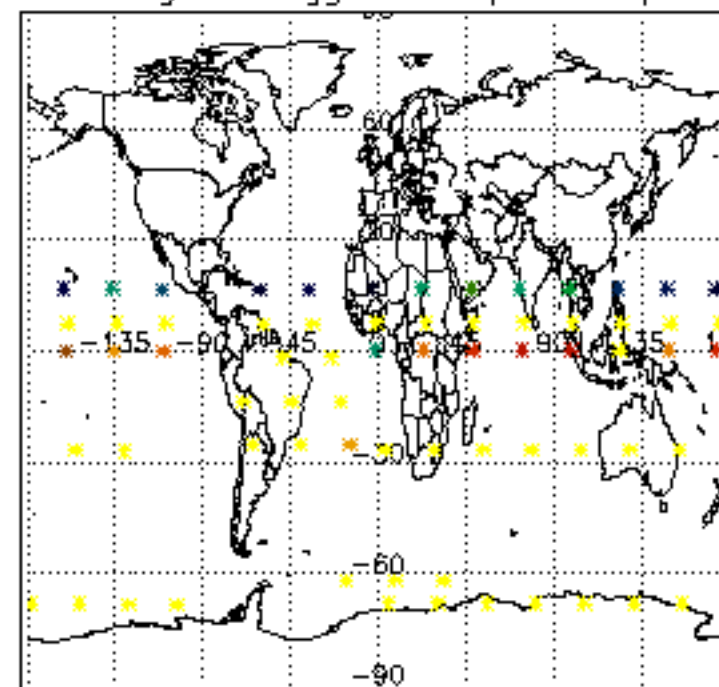
Type	Auxiliary Filename	Used since product	Used since product date
INST_PHYS_CHARACTERISTICS	GOM_INS_AXVIEC20091111_143220_20030716_120000_20500101_000000	1	29-MAR-2008 00:04:12
LEVEL-2_PROC_CONFIG	GOM_PR2_AXVIEC20091111_152718_20020301_000000_20500101_000000	1	29-MAR-2008 00:04:12
CROSS_SECTIONS_FILE	GOM_CRS_AXVIEC20091111_154832_20020301_000000_20500101_000000	1	29-MAR-2008 00:04:12



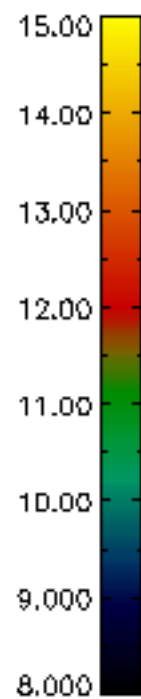
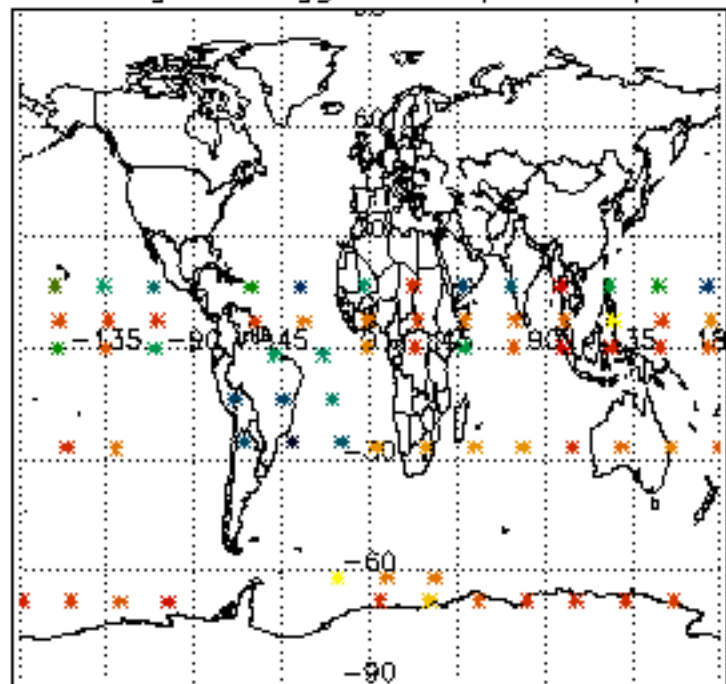
Percentage of flagged data per D3 profile



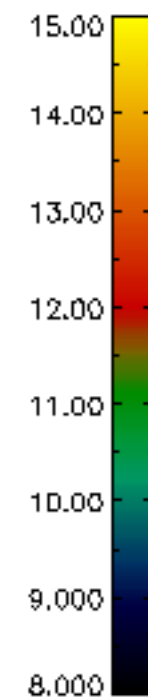
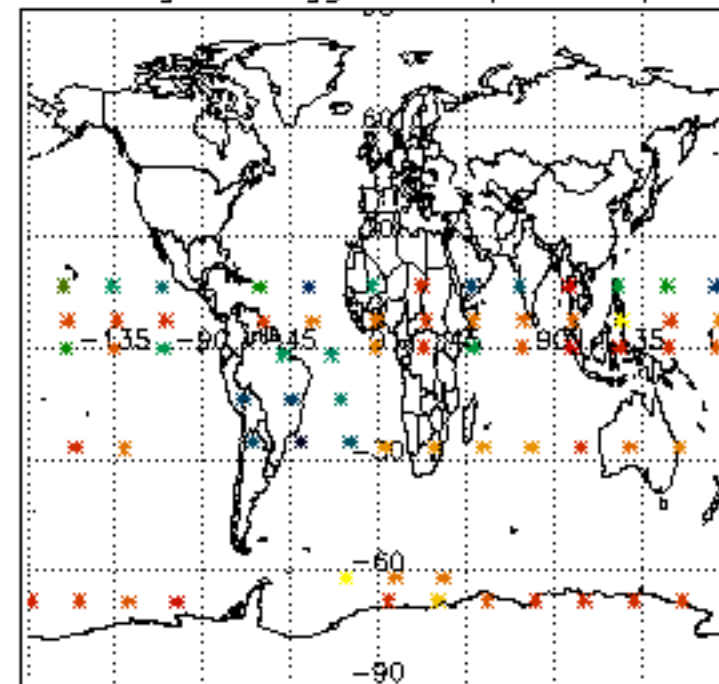
Percentage of flagged data per H2O profile

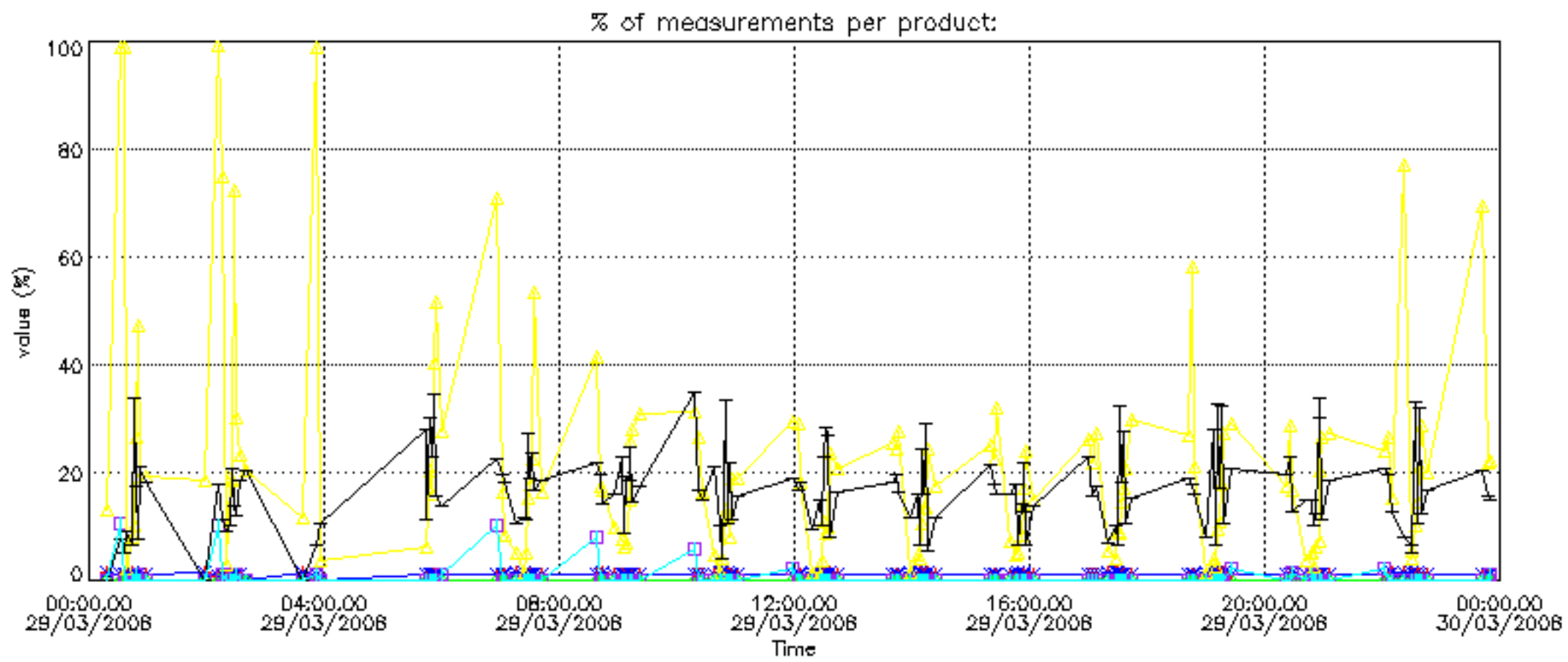


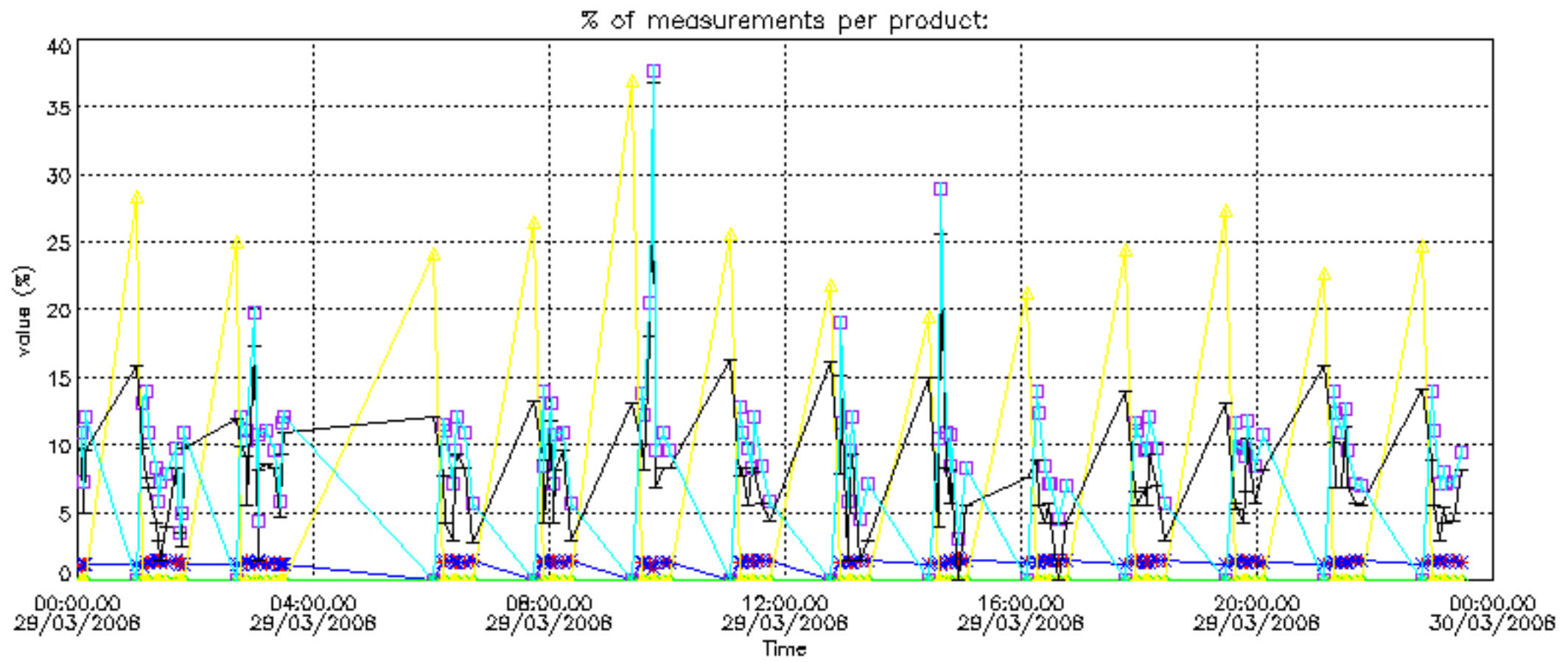
Percentage of flagged data per NO2 profile



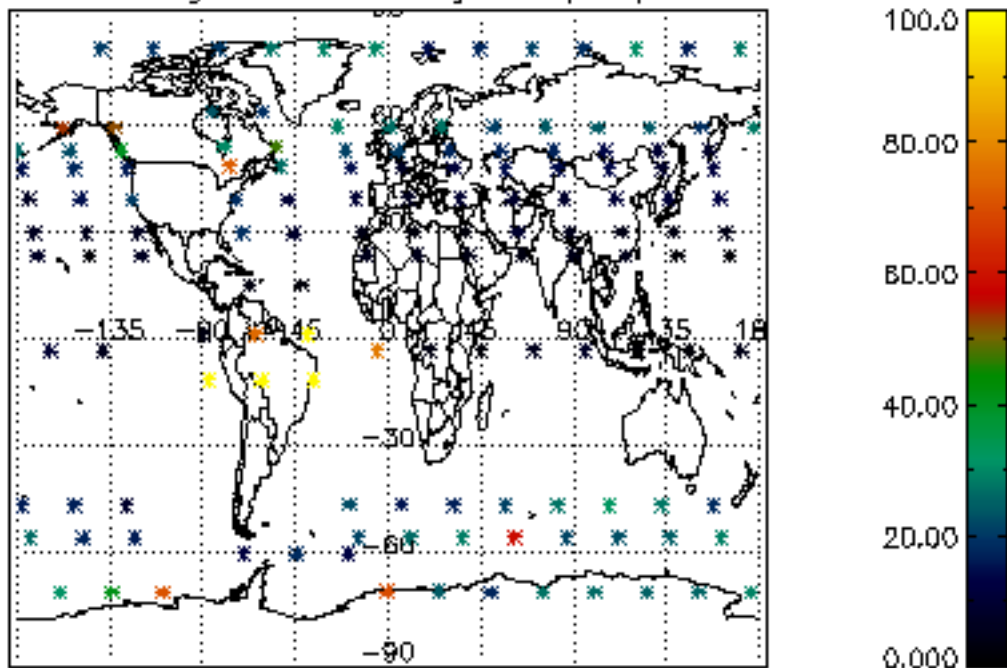
Percentage of flagged data per NO3 profile



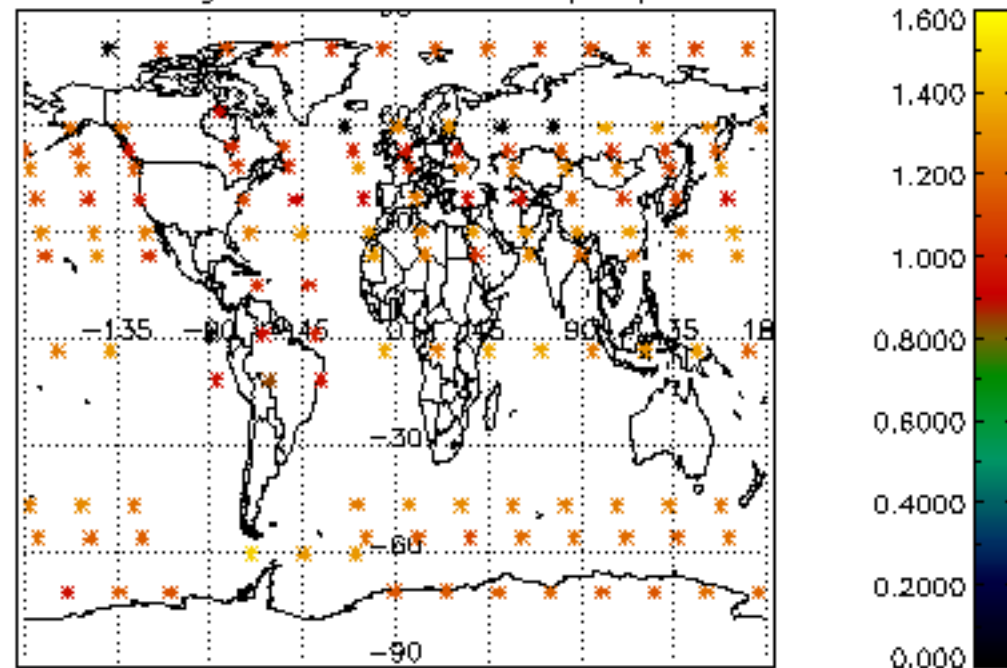




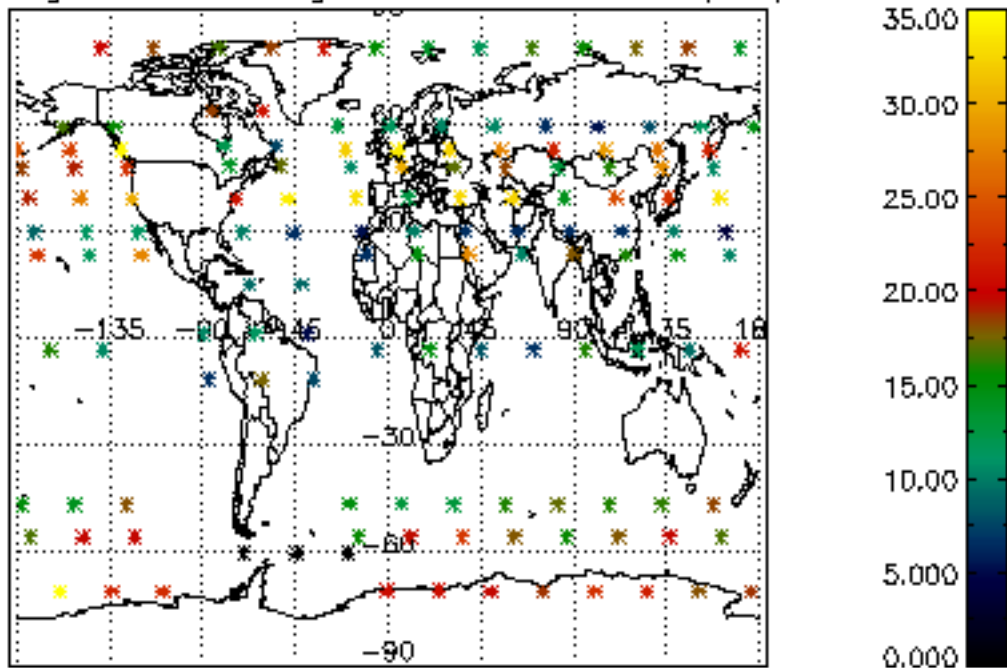
Percentage of cosmic ray hits per profile



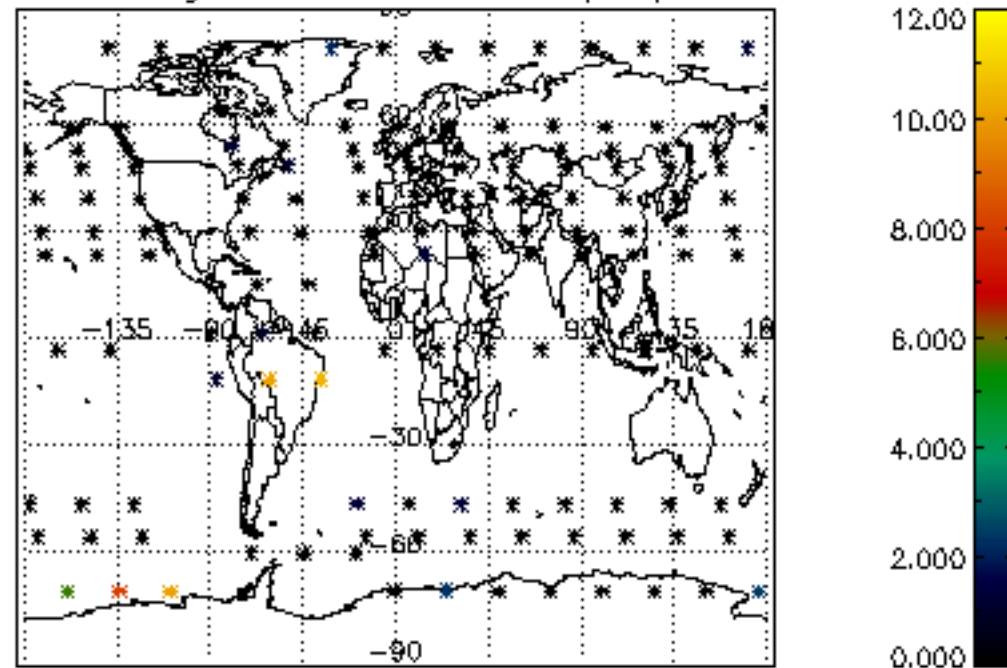
Percentage of datation errors per profile



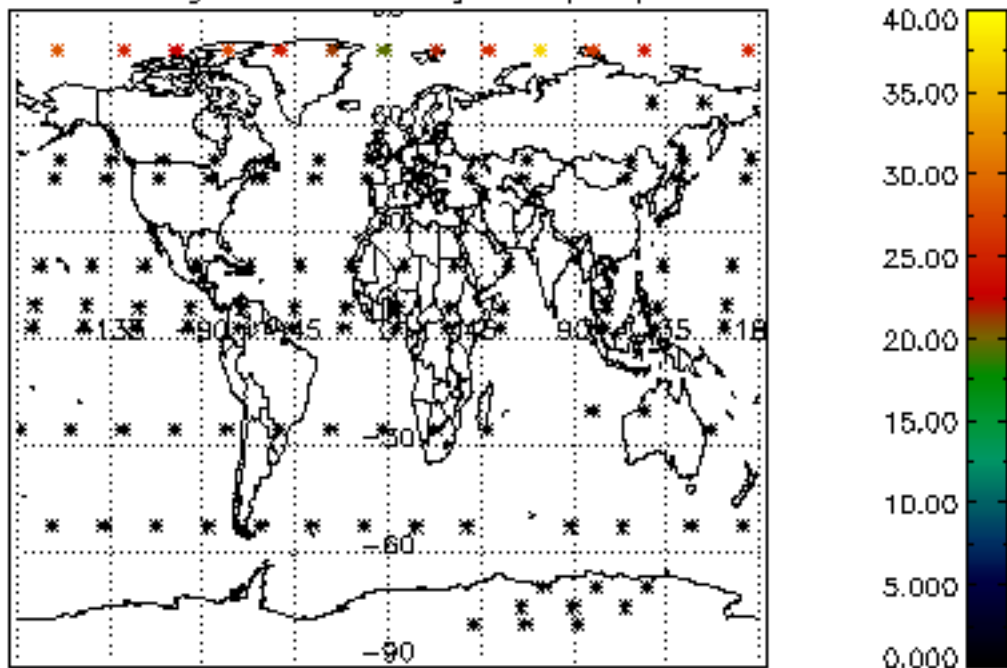
Percentage of star falling outside central band per profile



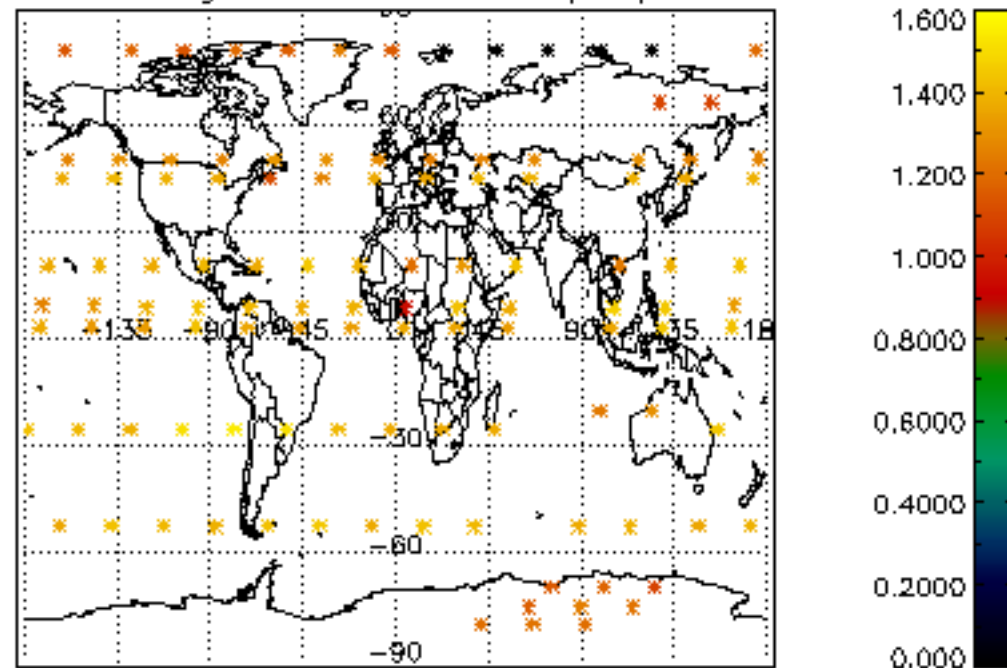
Percentage of saturation errors per profile



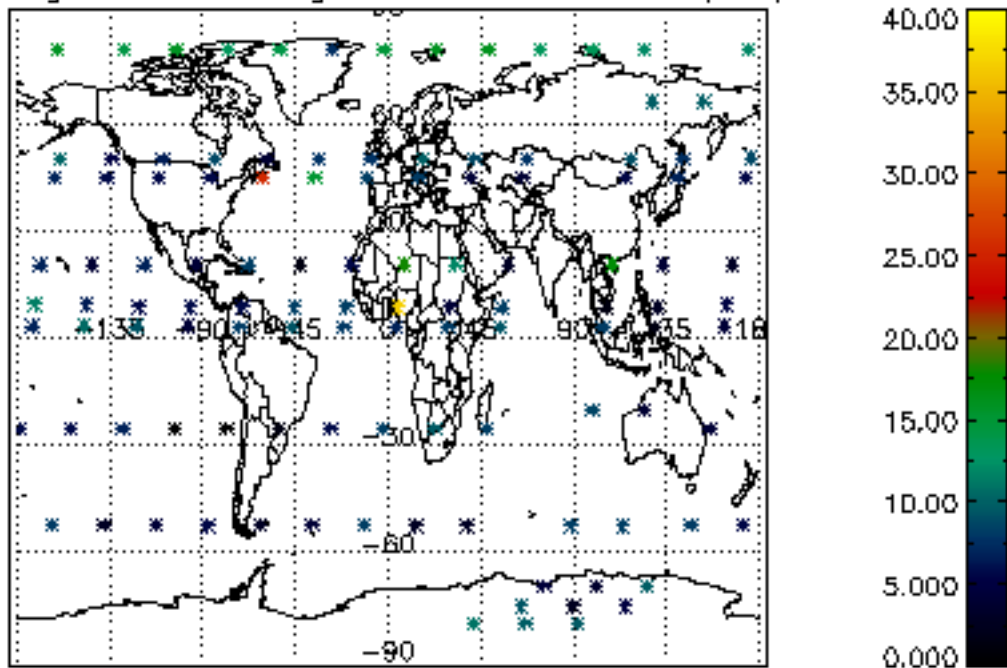
Percentage of cosmic ray hits per profile



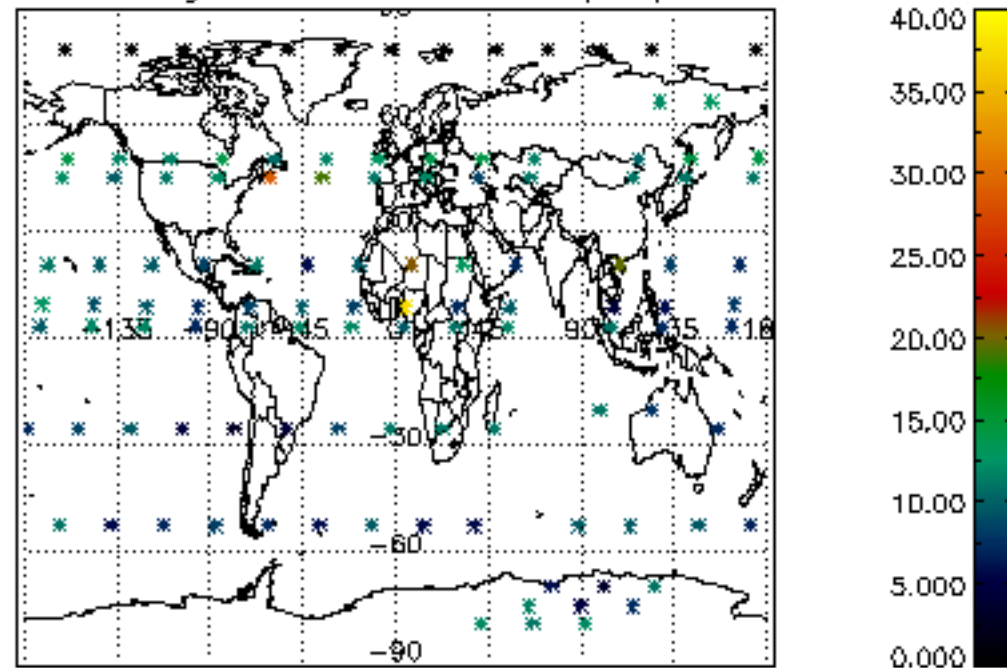
Percentage of datation errors per profile

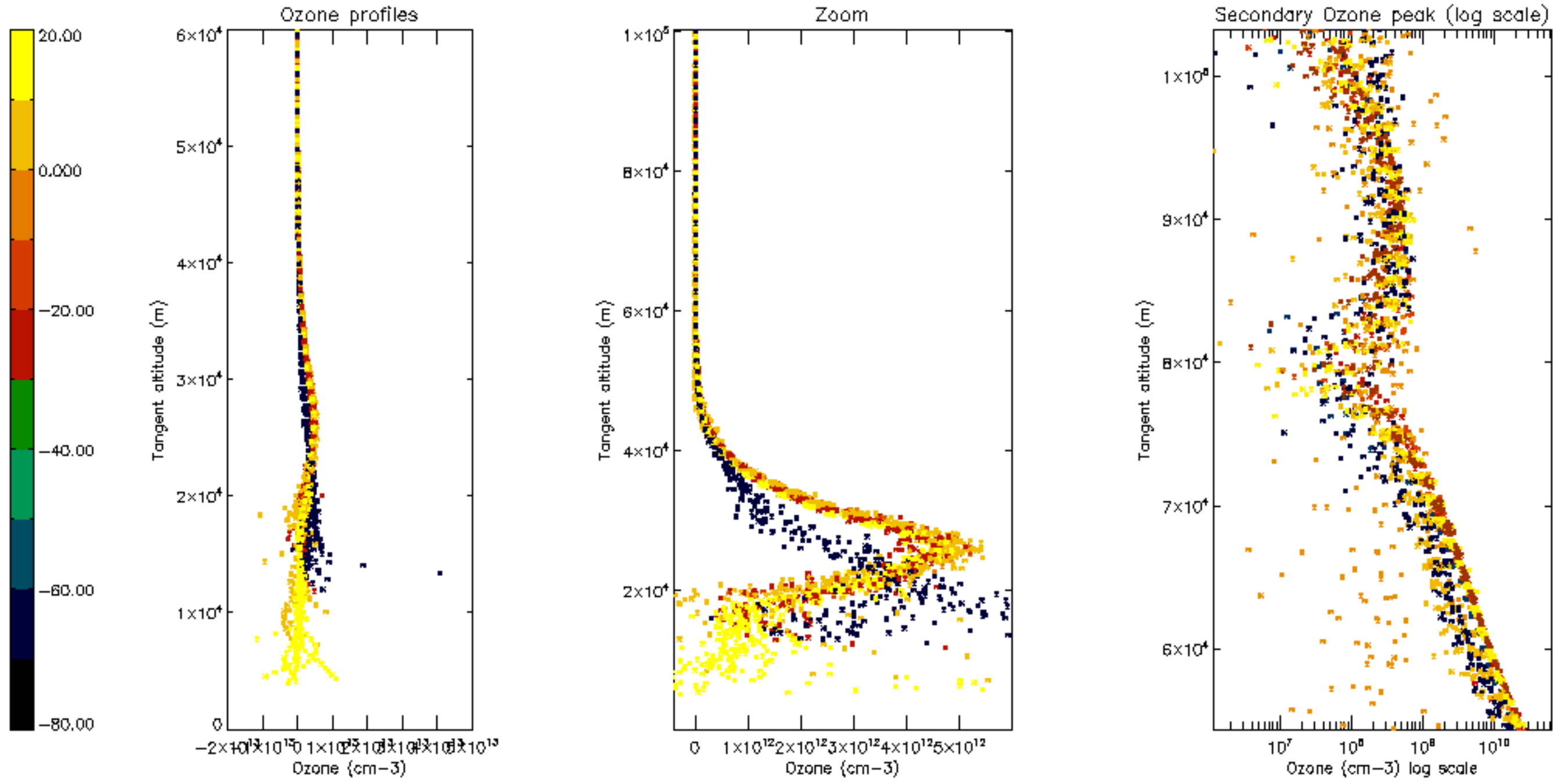


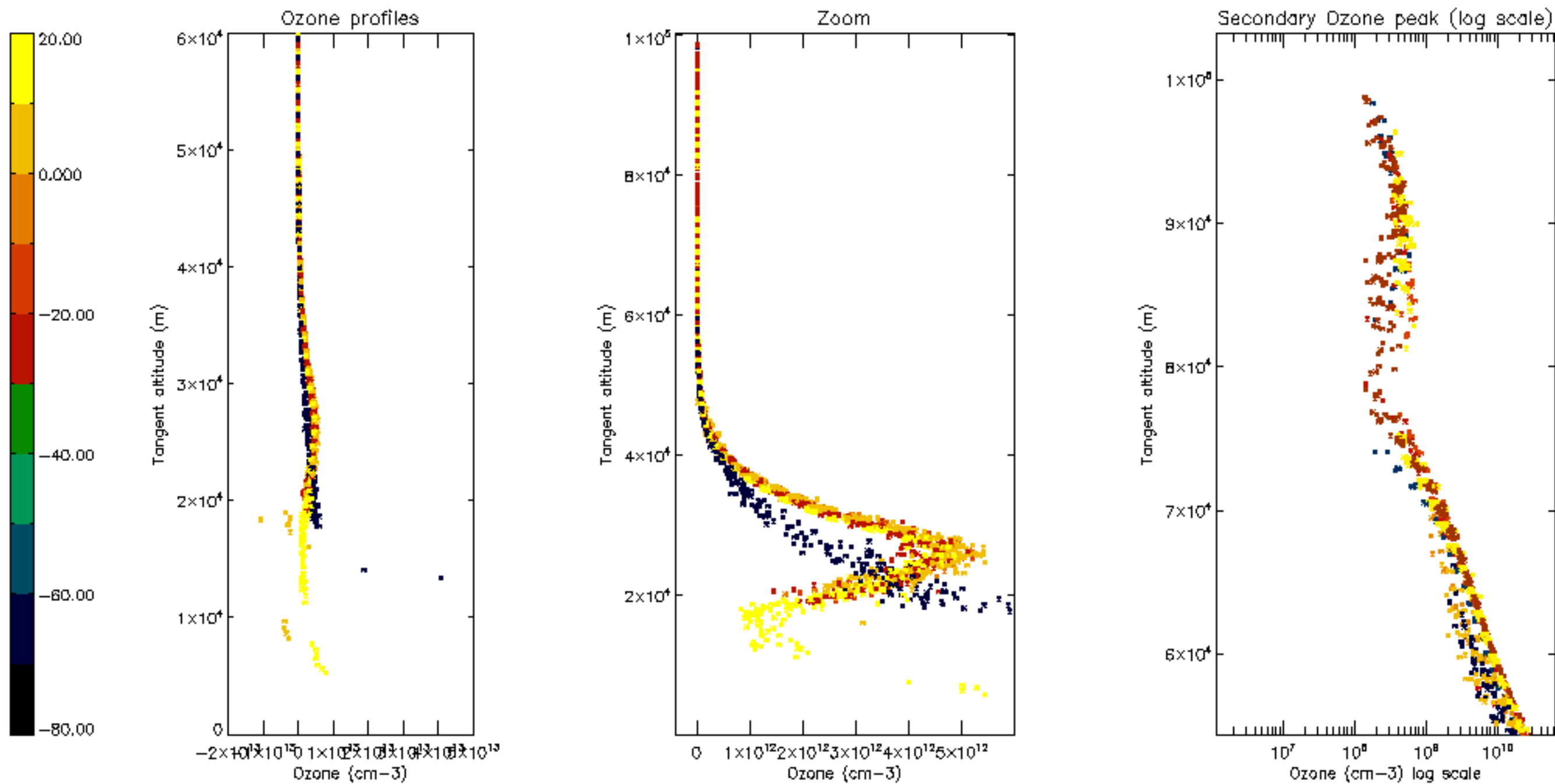
Percentage of star falling outside central band per profile

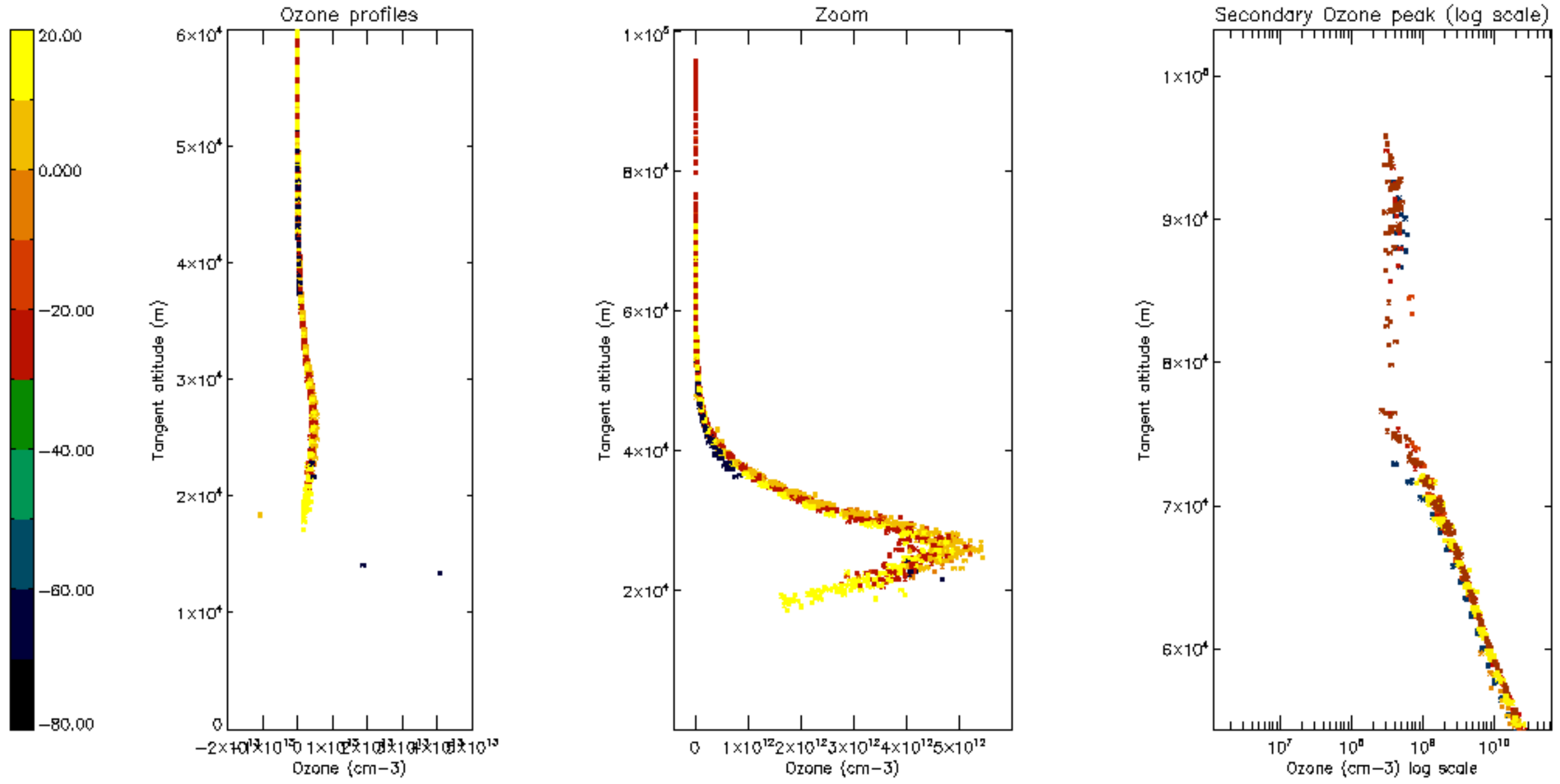


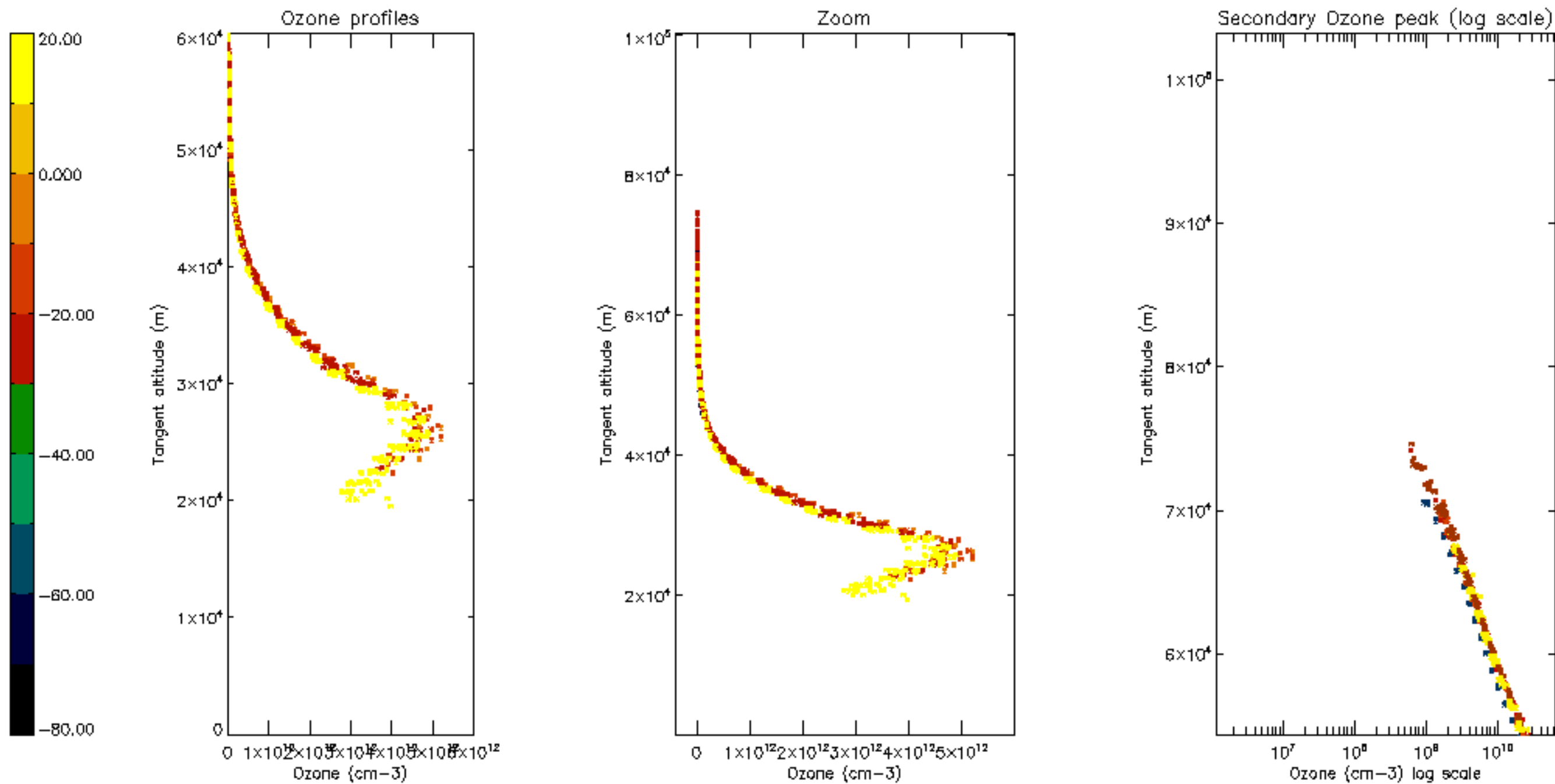
Percentage of saturation errors per profile

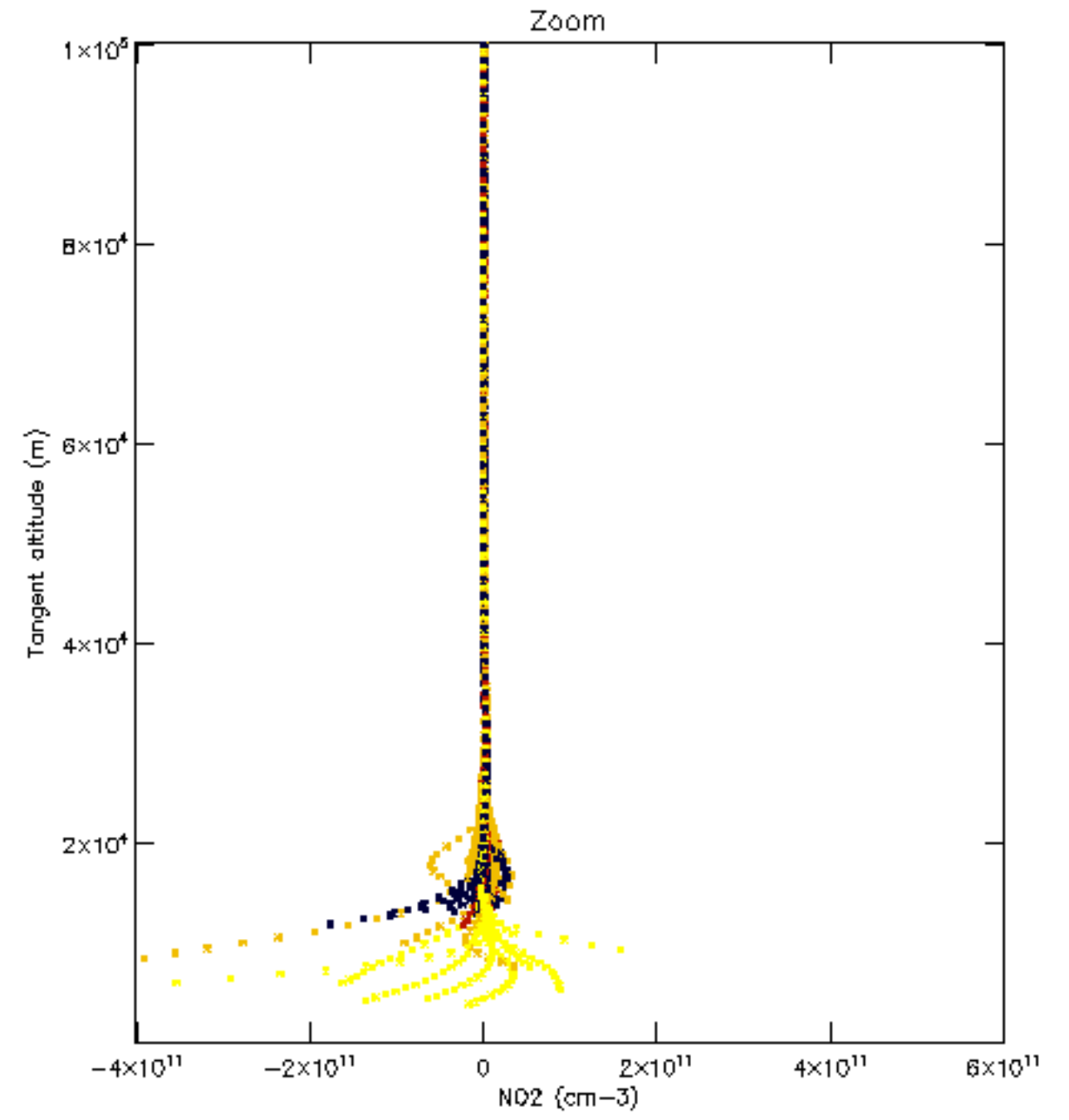
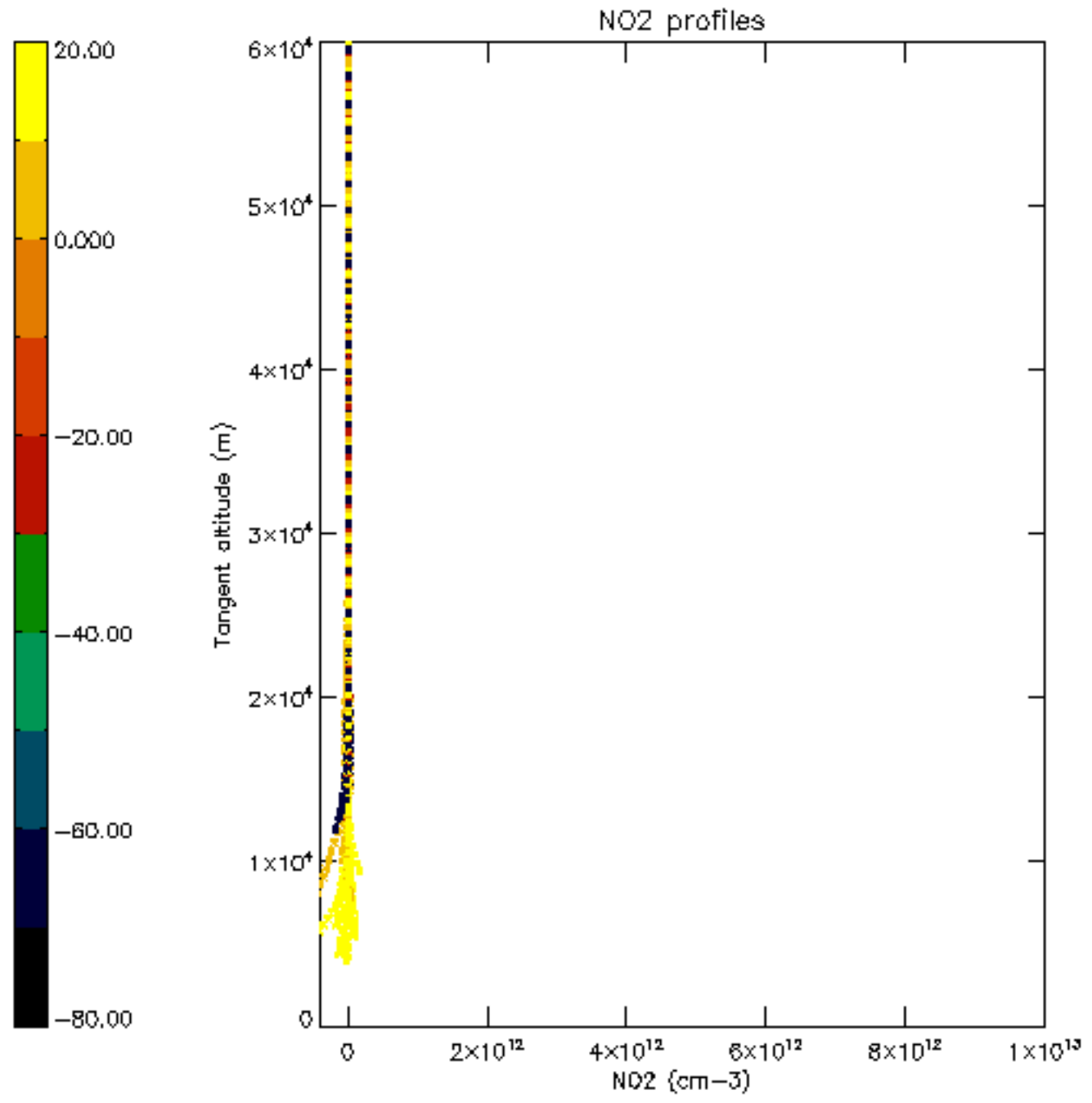


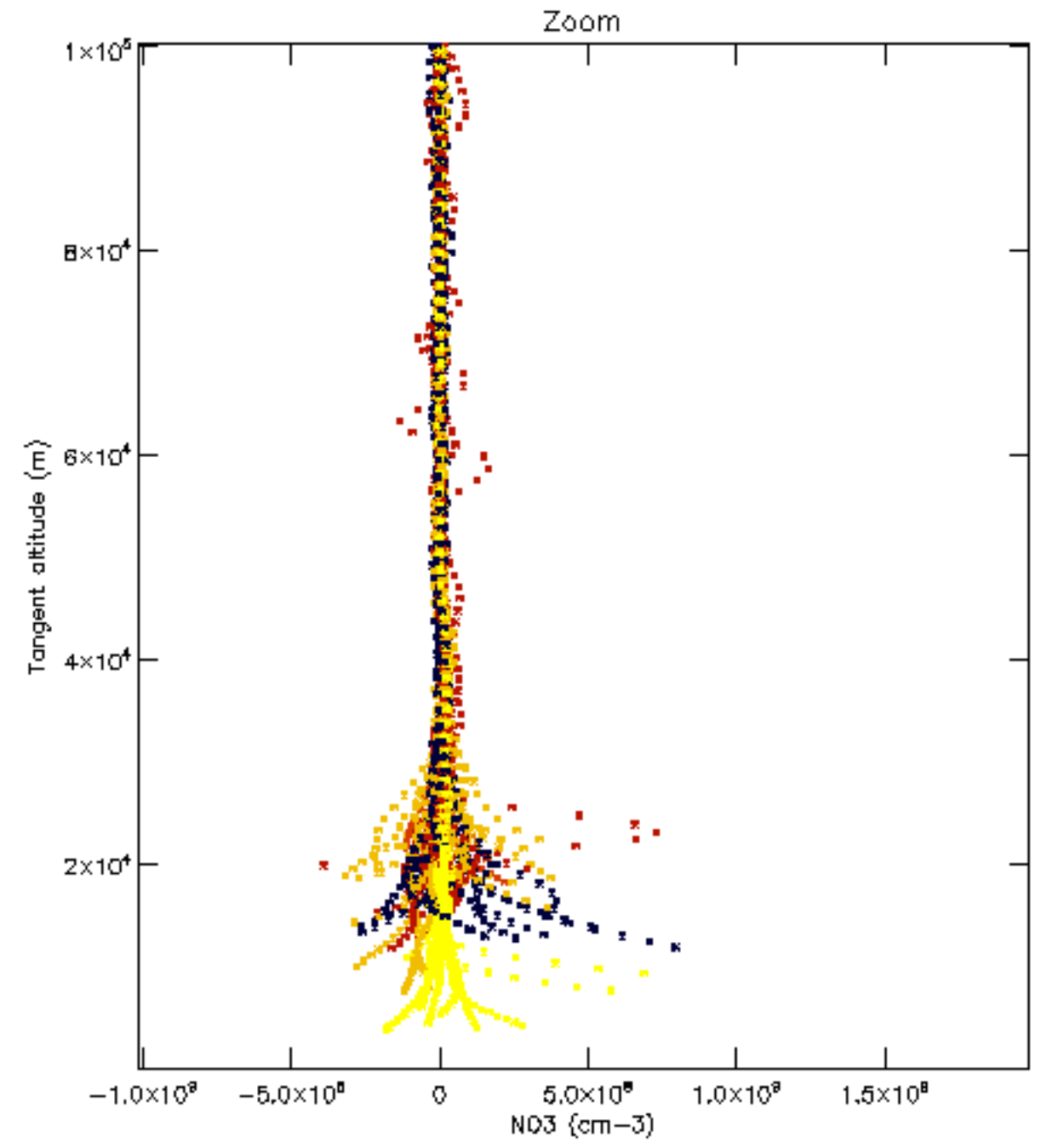
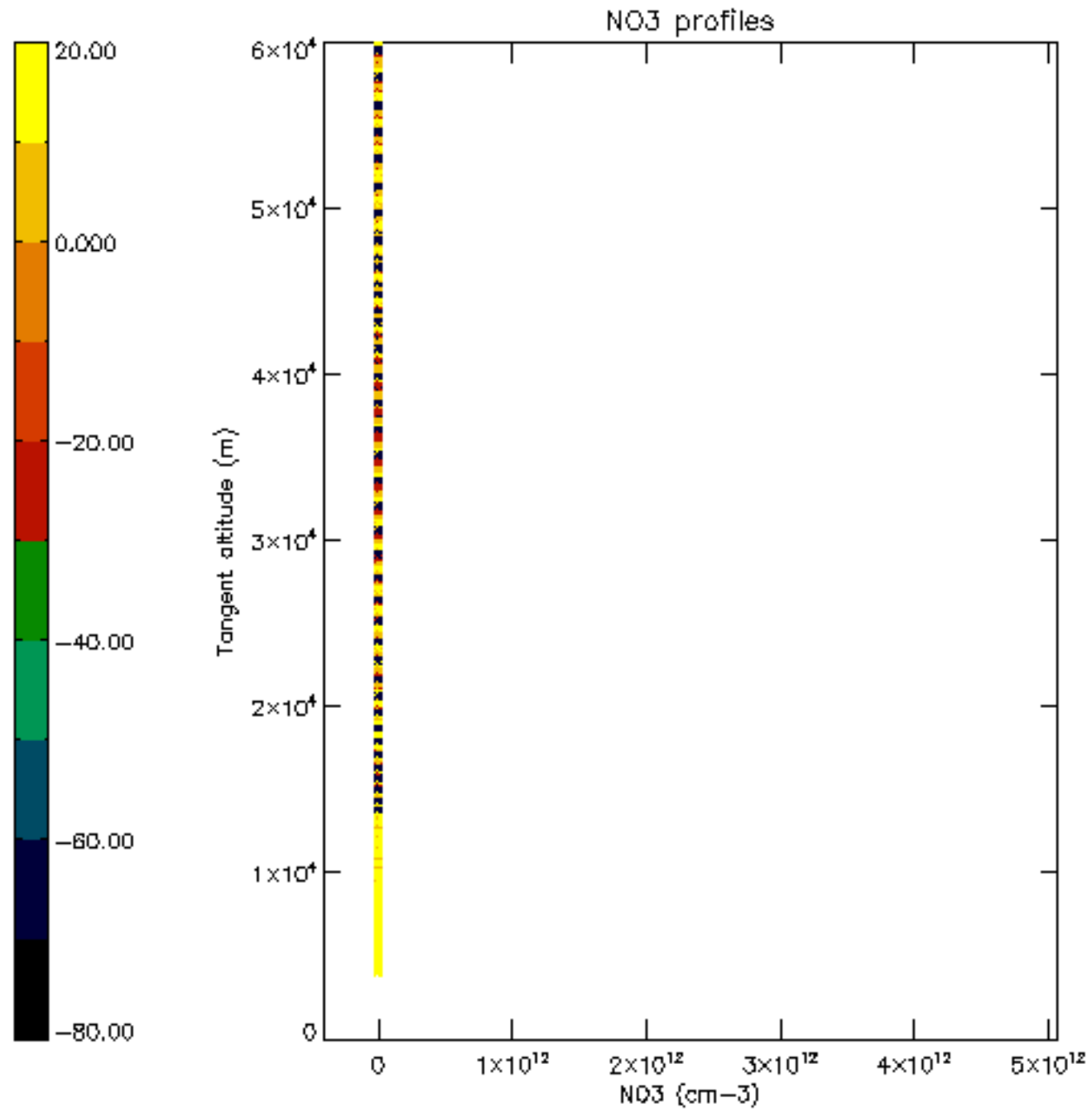


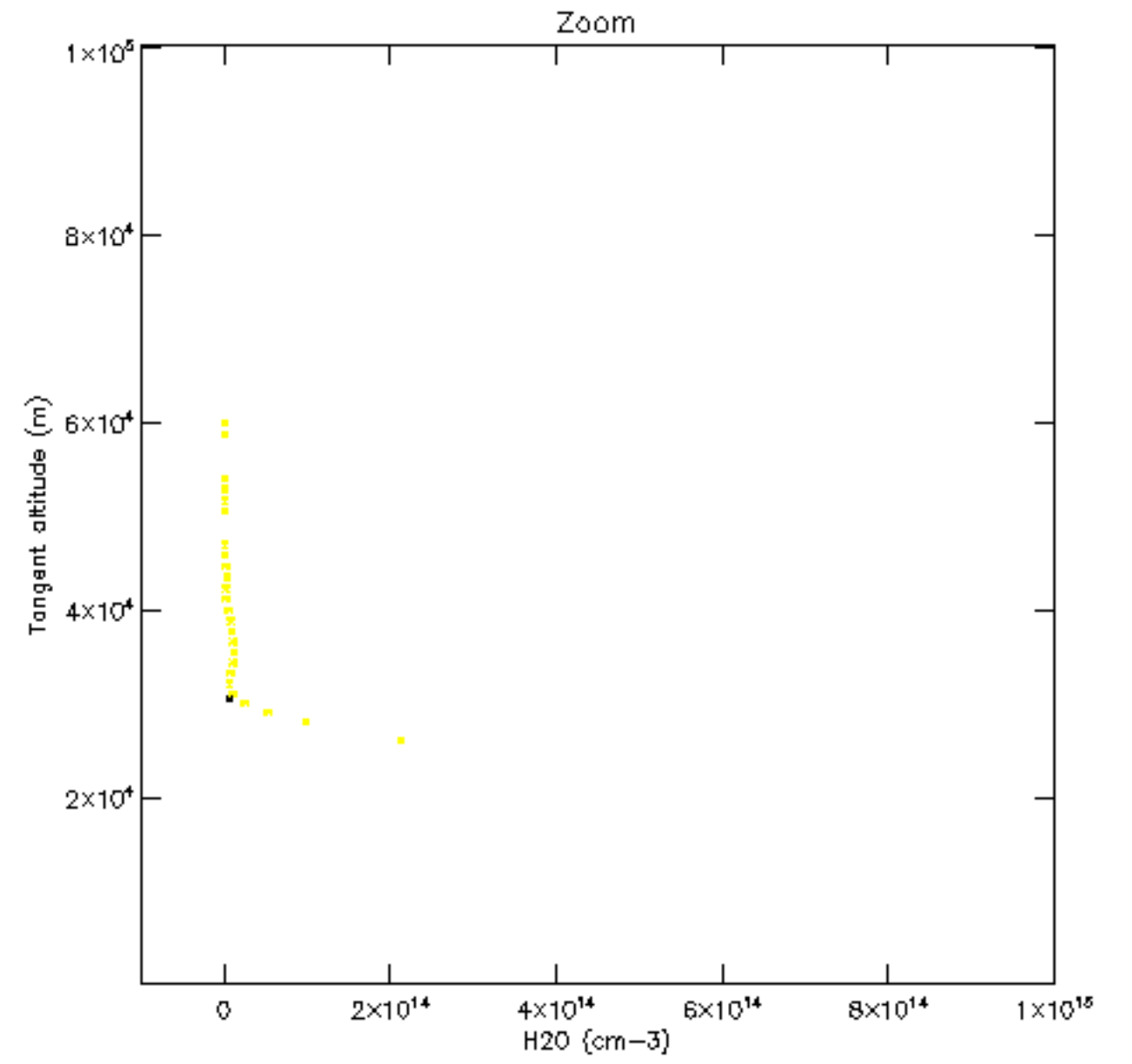
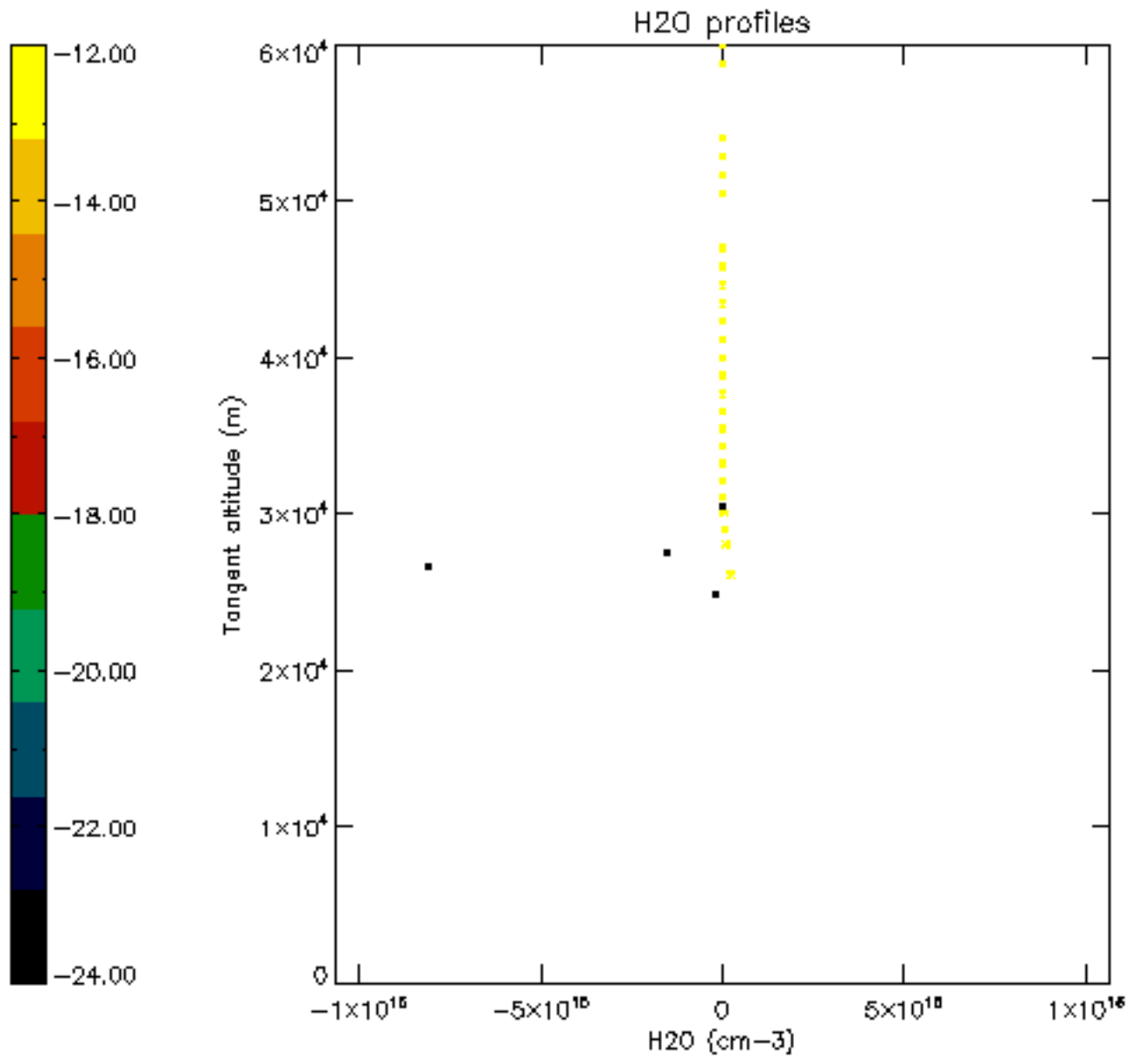


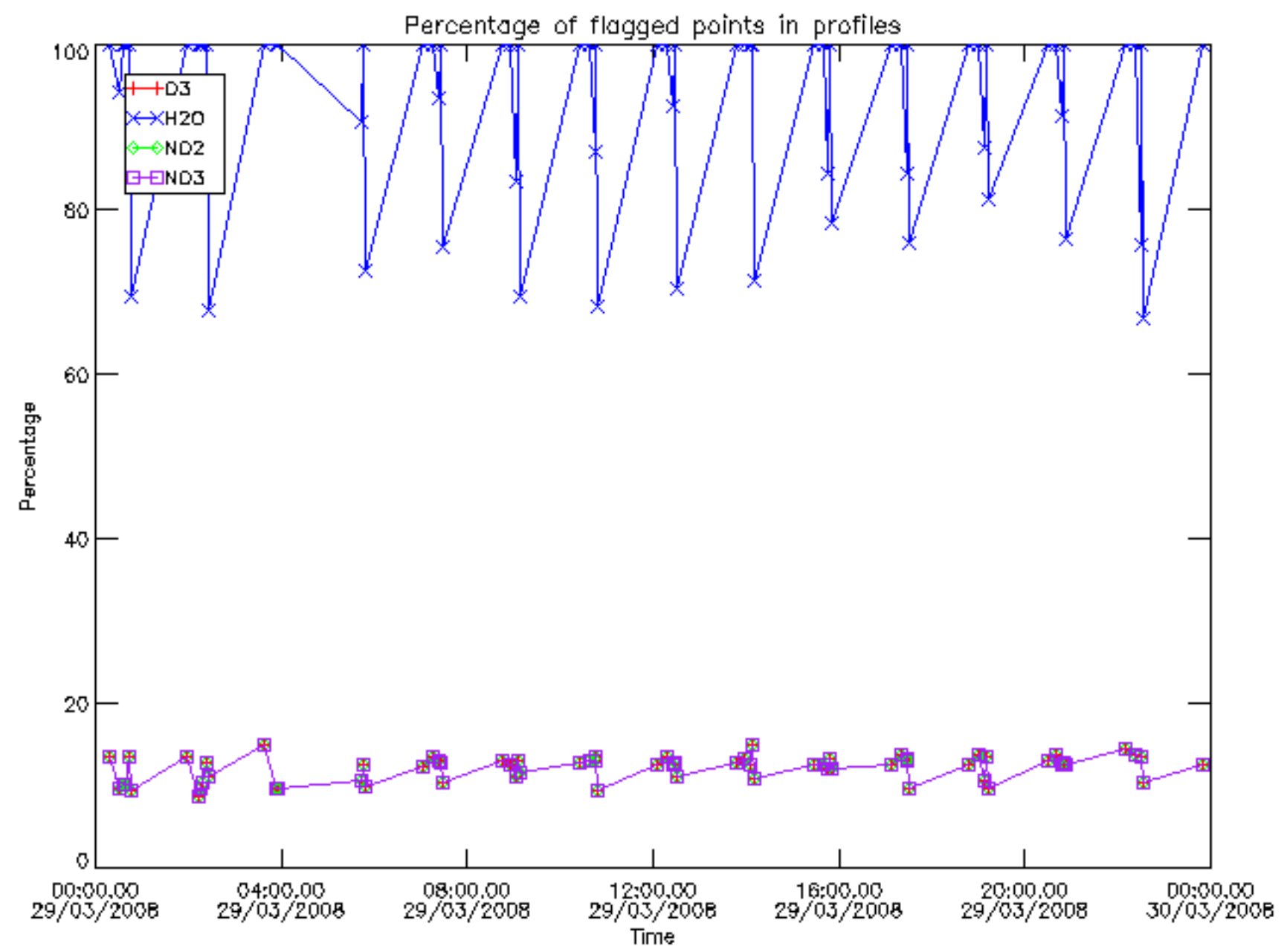




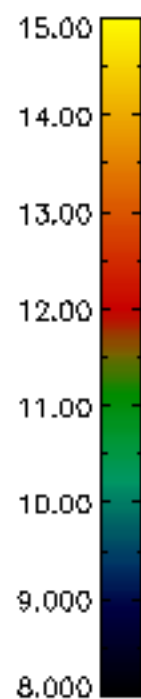
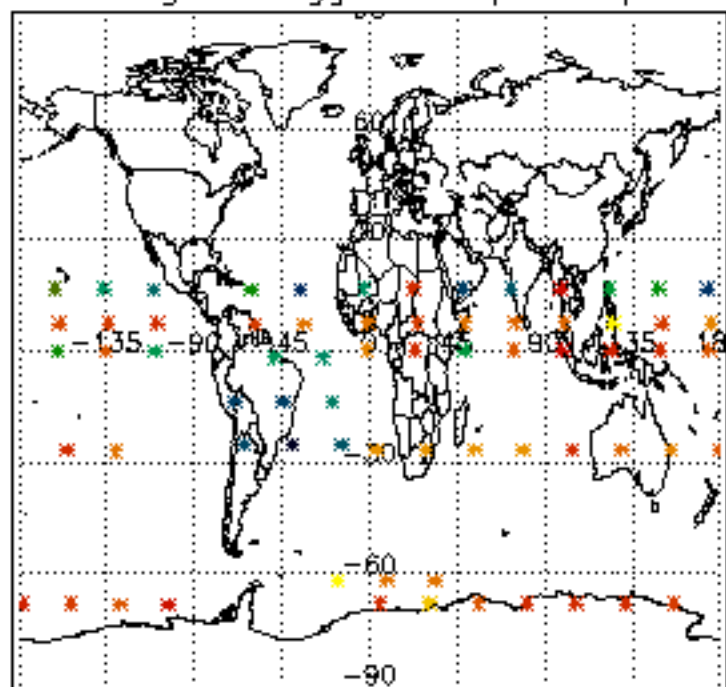




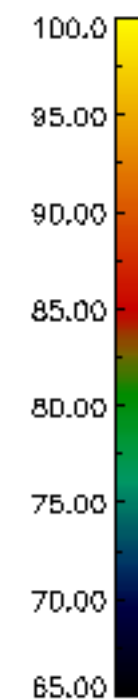
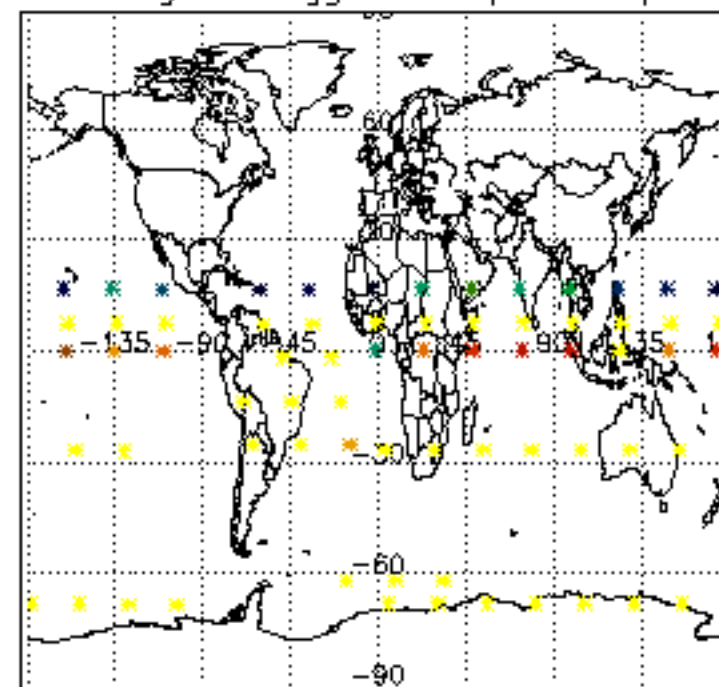




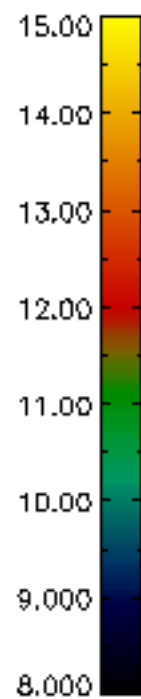
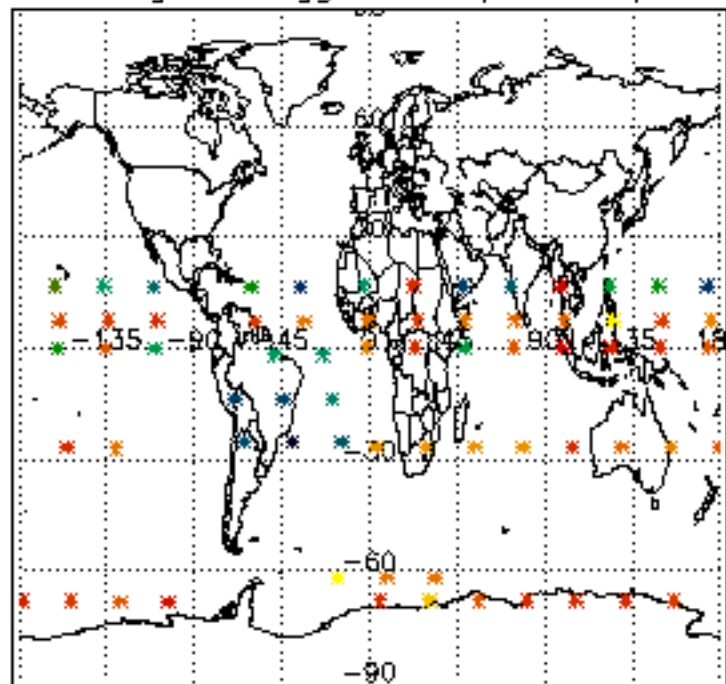
Percentage of flagged data per D3 profile



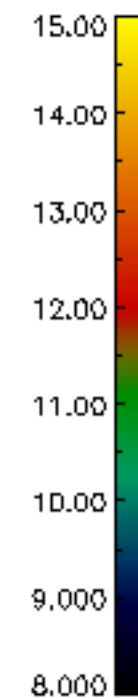
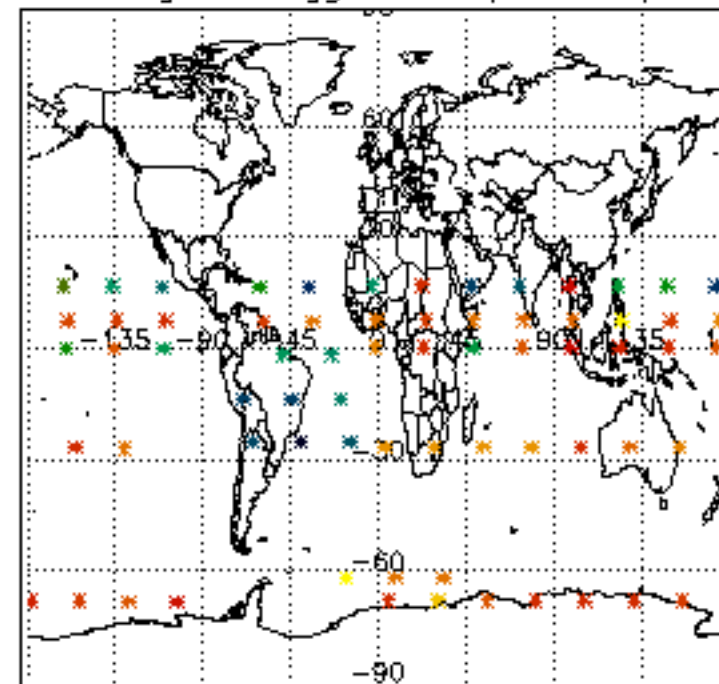
Percentage of flagged data per H2O profile

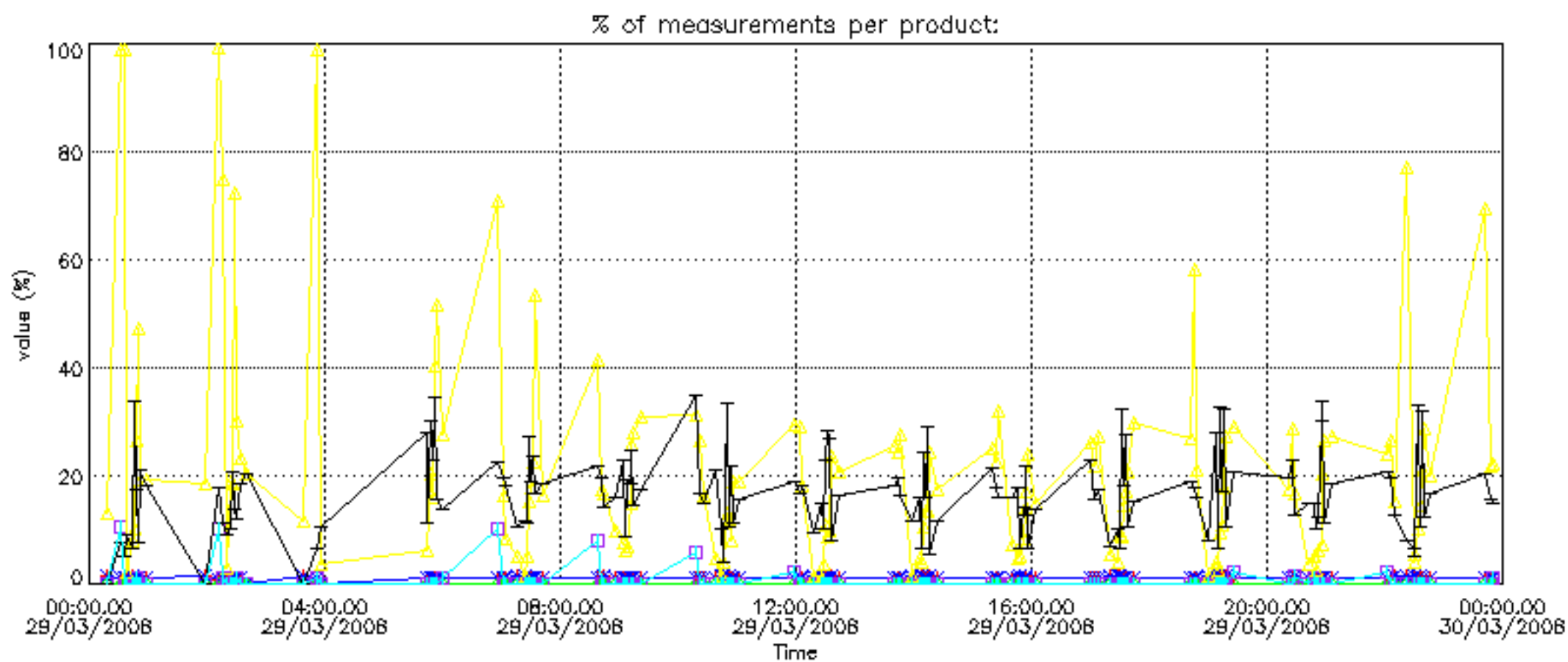


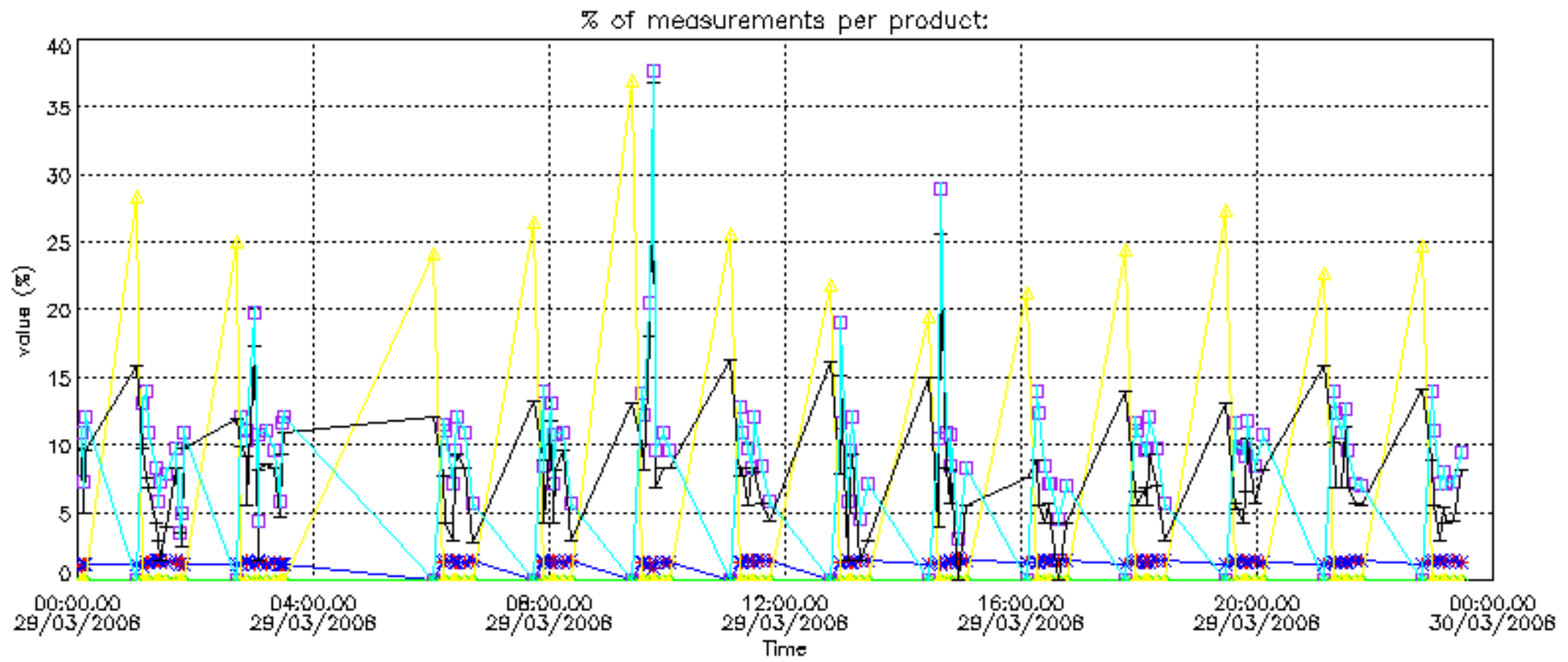
Percentage of flagged data per NO2 profile



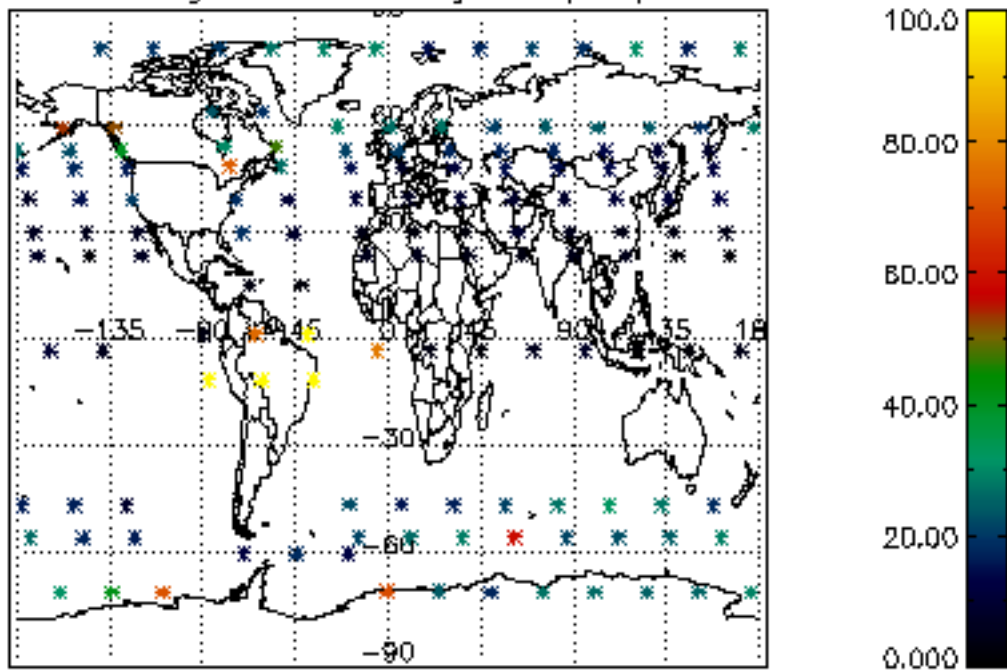
Percentage of flagged data per NO3 profile



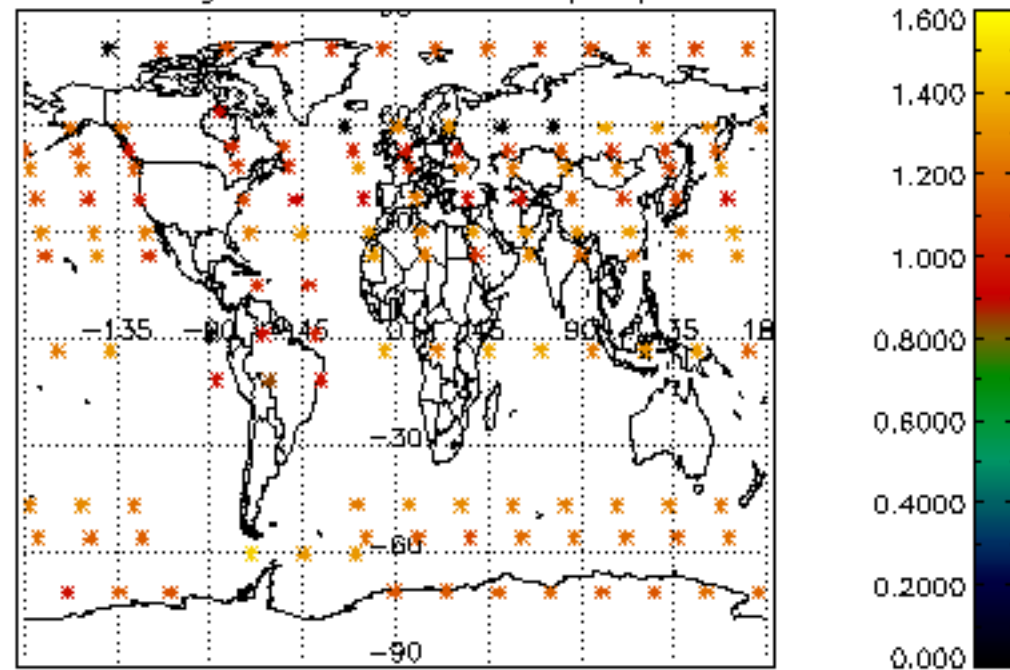




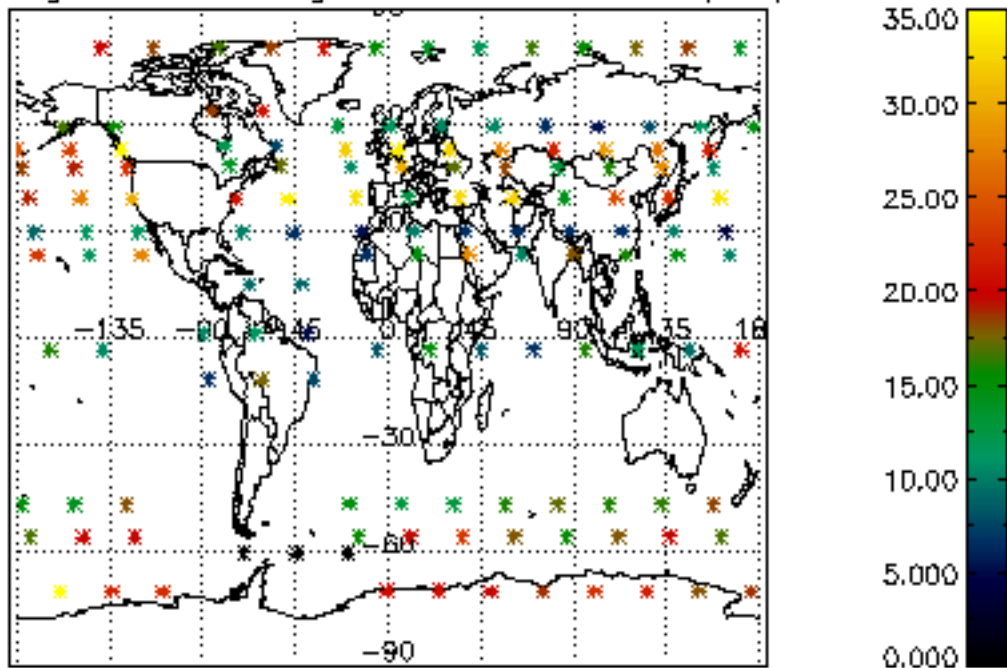
Percentage of cosmic ray hits per profile



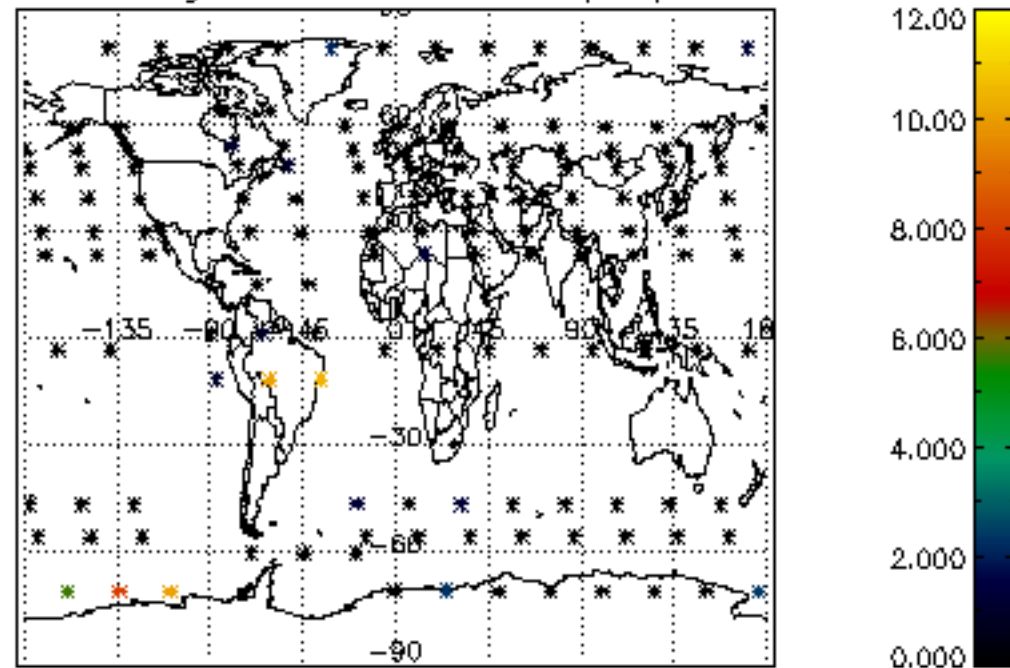
Percentage of datation errors per profile



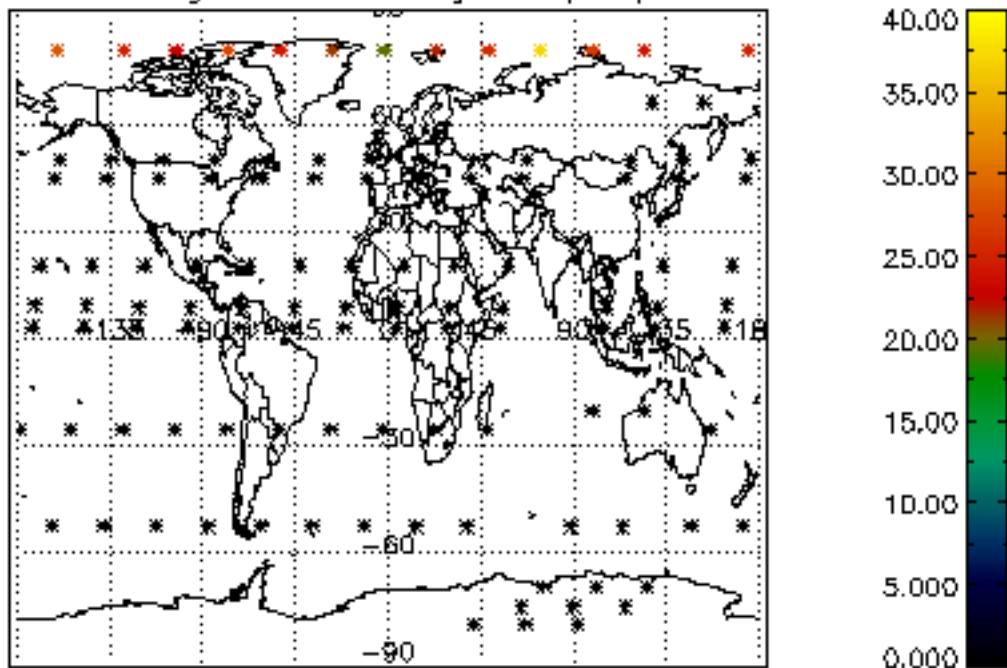
Percentage of star falling outside central band per profile



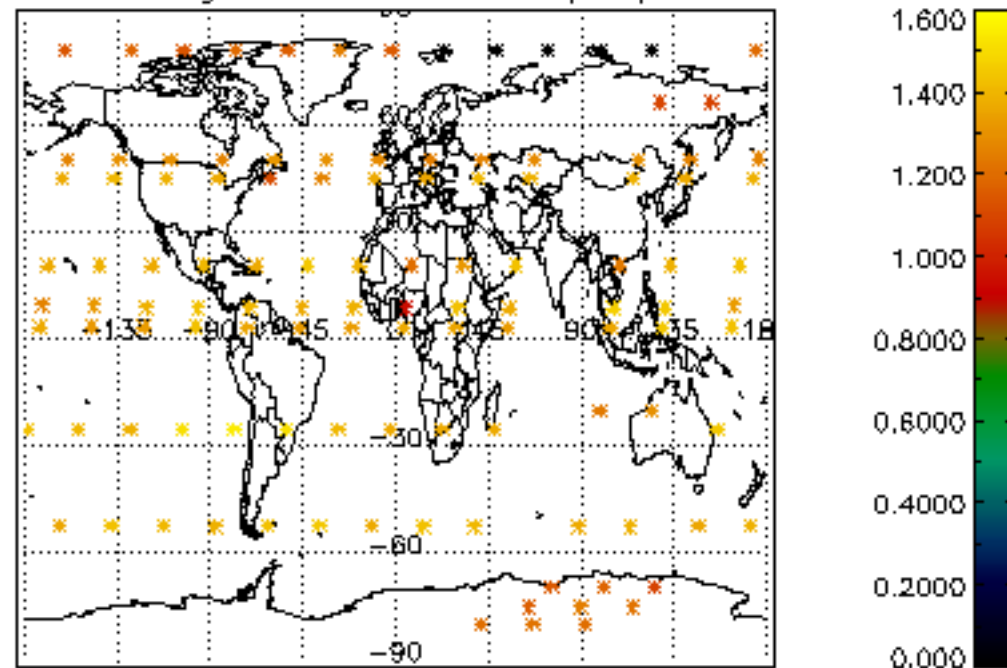
Percentage of saturation errors per profile



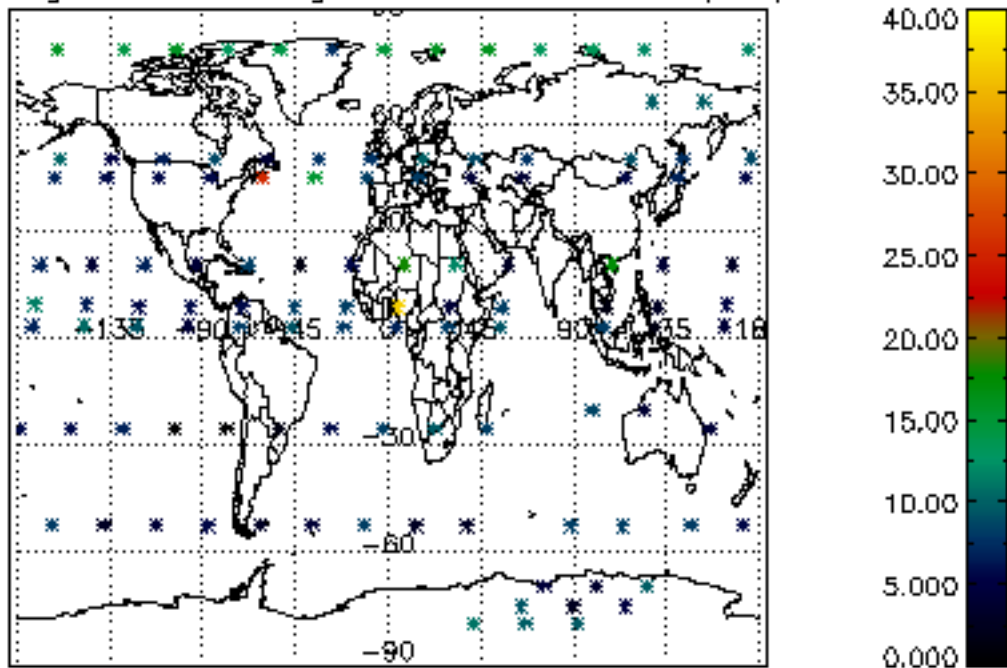
Percentage of cosmic ray hits per profile



Percentage of datation errors per profile



Percentage of star falling outside central band per profile



Percentage of saturation errors per profile

