

GOMOS Level 2 Daily Report

SUMMARY

[1. General Info](#)

[2. Summary of processed GOM_NL_2P products](#)

[3. Level 2 Quality information per product](#)

[3.1 Plot of level 2 quality information per product \(time dependant\)](#)

[3.2 Plot of level 2 quality information per product \(world map\)](#)

[4. Level 1 Quality information per product \(stored on level 2 products\)](#)

[4.1 Plot of level 1 quality information per product \(time dependant\)](#)

[4.1.1 Plot of level 1 quality information per product \(time dependant\): ASCENDING](#)

[4.1.2 Plot of level 1 quality information per product \(time dependant\): DESCENDING](#)

[4.2 Plot of level 1 quality information per product \(world map\)](#)

[4.2.1 Plot of level 1 quality information per product \(world map\): ASCENDING](#)

[4.2.2 Plot of level 1 quality information per product \(world map\): DESCENDING](#)

[5. Ozone profiles based on quality statistics and other trace gas profiles](#)

[5.1 Ozone statistics based on quality of products](#)

[5.2 Plot ozone profiles for all STD \(dark without errors\)](#)

[5.3 Plot ozone profiles where STD < 20% \(dark without errors\)](#)

[5.4. Plot ozone profiles where STD < 10% \(dark without errors\)](#)

[5.5. Plot ozone profiles where STD < 5% \(dark without errors\)](#)

[5.6 Plot NO2 profiles for all STD \(dark without errors\)](#)

[5.7 Plot NO3 profiles for all STD \(dark without errors\)](#)

[5.8 Plot H2O profiles \(only for occultations of stars 1,2,3,4,13,14,16,26,63 dark without errors\) for all STD](#)

[6. Auxiliary Data Files used for the production reported in section 2](#)

This report presents the daily analysis on parameters extracted from GOMOS level 2 data (GOM_NL__2P). It is intended to monitor some important parameters that will impact the quality of these products. A list of level 2 products (and content) that have arrived during the reporting day to the PCF is also given.

Item	Value
Time of report generation	25APR2013 12:13:12
Data source version	GOMOS/6.01
Start time of products	27-03-2008 (27MAR2008 00:00:00)
Stop time of products	28-03-2008 (28MAR2008 00:00:00)
Store outputs in DB	Yes
Nb of level 2 prods	328
Nb of prods with errors	1

2. Summary of processed GOM_NL__2P products.

Nr	Filename	UTC Start time	Limb	Duration	Star Id	Star Name	Star Mag	Star Temp	Nb Meas	Orbit	Prod. error
1	GOM_NL__2PRFIN20080327_000111_000000482067_00131_31748_8527.N1	27-MAR-2008 00:01:11	Dark	48.000	25	35Lam Sco	1.6200	28000.	96	31748	No
2	GOM_NL__2PRFIN20080327_000523_000000402067_00131_31748_8528.N1	27-MAR-2008 00:05:23	Dark	39.500	134	Bet TrA	2.8100	6600.0	79	31748	No
3	GOM_NL__2PRFIN20080327_000804_000000562067_00131_31748_8529.N1	27-MAR-2008 00:08:04	Dark	56.000	4	Alp1Cen	-0.010000	5800.0	112	31748	No
4	GOM_NL__2PRFIN20080327_001037_000000472067_00131_31748_8530.N1	27-MAR-2008 00:10:37	Straylight	47.000	78	Alp Lup	2.3040	28000.	94	31748	No
5	GOM_NL__2PRFIN20080327_001212_000000512067_00131_31748_8531.N1	27-MAR-2008 00:12:12	Straylight	50.500	81	Eta Cen	2.3560	28000.	101	31748	No
6	GOM_NL__2PRFIN20080327_001354_000000402067_00131_31748_8532.N1	27-MAR-2008 00:13:54	Straylight	39.500	64	Gam Cen	2.2000	10600.	79	31748	No
7	GOM_NL__2PRFIN20080327_001623_000000432067_00131_31748_8533.N1	27-MAR-2008 00:16:23	Straylight	42.500	123	lot Cen	2.7500	10200.	85	31748	No
8	GOM_NL__2PRFIN20080327_002128_000000472067_00131_31748_8534.N1	27-MAR-2008 00:21:28	Straylight	46.500	106	9Bet Crv	2.6480	5600.0	93	31748	No
9	GOM_NL__2PRFIN20080327_002331_000000412067_00131_31748_8535.N1	27-MAR-2008 00:23:31	Tw_i_and_stray	41.000	100	4Gam Crv	2.5800	13100.	82	31748	No
10	GOM_NL__2PRFIN20080327_002855_000000472067_00131_31748_8536.N1	27-MAR-2008 00:28:55	Bright	46.500	121	29Gam Vir	2.7400	7200.0	93	31748	No
11	GOM_NL__2PRFIN20080327_003332_000000412067_00131_31748_8537.N1	27-MAR-2008 00:33:32	Bright	40.500	62	94Bet Leo	2.1360	9700.0	81	31748	No
12	GOM_NL__2PRFIN20080327_003502_000000362067_00131_31748_8538.N1	27-MAR-2008 00:35:02	Bright	36.000	96	68Del Leo	2.5600	9300.0	72	31748	No
13	GOM_NL__2PRFIN20080327_004155_000000352067_00131_31748_8539.N1	27-MAR-2008 00:41:55	Bright	35.000	174	52Psi UMa	3.0040	4400.0	70	31748	No
14	GOM_NL__2PRFIN20080327_004514_000000382067_00131_31748_8540.N1	27-MAR-2008 00:45:14	Bright	37.500	82	48Bet UMa	2.3650	10600.	75	31748	No
15	GOM_NL__2PRFIN20080327_004645_000000382067_00131_31748_8541.N1	27-MAR-2008 00:46:45	Bright	37.500	36	50Alp UMa	1.8000	6300.0	75	31748	No
16	GOM_NL__2PRFIN20080327_005322_000000382067_00131_31748_8542.N1	27-MAR-2008 00:53:22	Bright	38.000	60	7Bet UMi	2.0810	3950.0	76	31748	No
17	GOM_NL__2PRFIN20080327_010226_000000362067_00131_31748_8543.N1	27-MAR-2008 01:02:26	Bright	36.000	89	5Alp Cep	2.4510	8000.0	72	31748	No
18	GOM_NL__2PRFIN20080327_010729_000000432067_00131_31748_8544.N1	27-MAR-2008 01:07:29	Bright	43.000	144	18Del Cyg	2.8600	11000.	86	31748	No
19	GOM_NL__2PRFIN20080327_010913_000000402067_00131_31748_8545.N1	27-MAR-2008 01:09:13	Bright	40.000	66	37Gam Cyg	2.2080	5900.0	80	31748	No
20	GOM_NL__2PRFIN20080327_011108_000000392067_00131_31748_8546.N1	27-MAR-2008 01:11:08	Bright	38.500	92	53Eps Cyg	2.5000	4500.0	77	31748	No
21	GOM_NL__2PRFIN20080327_012034_000000632067_00131_31748_8547.N1	27-MAR-2008 01:20:34	Dark	63.000	11	53Alp Aql	0.76500	8000.0	126	31748	No
22	GOM_NL__2PRFIN20080327_013406_000000532067_00131_31748_8548.N1	27-MAR-2008 01:34:06	Dark	53.000	57	34Sig Sgr	2.0660	26000.	106	31748	No
23	GOM_NL__2PRFIN20080327_013742_000000542067_00131_31748_8549.N1	27-MAR-2008 01:37:42	Dark	53.500	38	20Eps Sgr	1.8360	11000.	107	31748	No
24	GOM_NL__2PRFIN20080327_014149_000000482067_00132_31749_8540.N1	27-MAR-2008 01:41:49	Dark	48.000	25	35Lam Sco	1.6200	28000.	96	31749	No
25	GOM_NL__2PRFIN20080327_014559_000000392067_00132_31749_8541.N1	27-MAR-2008 01:45:59	Dark	39.000	134	Bet TrA	2.8100	6600.0	78	31749	No
26	GOM_NL__2PRFIN20080327_014841_000000562067_00132_31749_8542.N1	27-MAR-2008 01:48:41	Dark	56.000	4	Alp1Cen	-0.010000	5800.0	112	31749	No
27	GOM_NL__2PRFIN20080327_015114_000000482067_00132_31749_8543.N1	27-MAR-2008 01:51:14	Straylight	48.000	78	Alp Lup	2.3040	28000.	96	31749	No
28	GOM_NL__2PRFIN20080327_015249_000000492067_00132_31749_8544.N1	27-MAR-2008 01:52:49	Straylight	49.000	81	Eta Cen	2.3560	28000.	98	31749	No
29	GOM_NL__2PRFIN20080327_015430_000000422067_00132_31749_8545.N1	27-MAR-2008 01:54:30	Straylight	41.500	64	Gam Cen	2.2000	10600.	83	31749	No
30	GOM_NL__2PRFIN20080327_015659_000000452067_00132_31749_8546.N1	27-MAR-2008 01:56:59	Straylight	45.000	123	lot Cen	2.7500	10200.	90	31749	No
31	GOM_NL__2PRFIN20080327_020204_000000442067_00132_31749_8547.N1	27-MAR-2008 02:02:04	Straylight	44.000	106	9Bet Crv	2.6480	5600.0	88	31749	No
32	GOM_NL__2PRFIN20080327_020407_000000452067_00132_31749_8548.N1	27-MAR-2008 02:04:07	Tw_i_and_stray	45.000	100	4Gam Crv	2.5800	13100.	90	31749	No
33	GOM_NL__2PRFIN20080327_020931_000000472067_00132_31749_8549.N1	27-MAR-2008 02:09:31	Bright	47.000	121	29Gam Vir	2.7400	7200.0	94	31749	No
34	GOM_NL__2PRFIN20080327_021408_000000542067_00132_31749_8550.N1	27-MAR-2008 02:14:08	Bright	53.500	62	94Bet Leo	2.1360	9700.0	107	31749	No
35	GOM_NL__2PRFIN20080327_021537_000000362067_00132_31749_8551.N1	27-MAR-2008 02:15:37	Bright	36.000	96	68Del Leo	2.5600	9300.0	72	31749	No
36	GOM_NL__2PRFIN20080327_022231_000000392067_00132_31749_8552.N1	27-MAR-2008 02:22:31	Bright	38.500	174	52Psi UMa	3.0040	4400.0	77	31749	No
37	GOM_NL__2PRFIN20080327_022550_000000372067_00132_31749_8553.N1	27-MAR-2008 02:25:50	Bright	36.500	82	48Bet UMa	2.3650	10600.	73	31749	No
38	GOM_NL__2PRFIN20080327_022721_000000352067_00132_31749_8554.N1	27-MAR-2008 02:27:21	Bright	35.000	36	50Alp UMa	1.8000	6300.0	70	31749	No
39	GOM_NL__2PRFIN20080327_023358_000000402067_00132_31749_8555.N1	27-MAR-2008 02:33:58	Bright	39.500	60	7Bet UMi	2.0810	3950.0	79	31749	No
40	GOM_NL__2PRFIN20080327_024302_000000372067_00132_31749_8556.N1	27-MAR-2008 02:43:02	Bright	37.000	89	5Alp Cep	2.4510	8000.0	74	31749	No
41	GOM_NL__2PRFIN20080327_024805_000000422067_00132_31749_8557.N1	27-MAR-2008 02:48:05	Bright	42.000	144	18Del Cyg	2.8600	11000.	84	31749	No
42	GOM_NL__2PRFIN20080327_024950_000000422067_00132_31749_8558.N1	27-MAR-2008 02:49:50	Bright	41.500	66	37Gam Cyg	2.2080	5900.0	83	31749	No

43	GOM_NL__2PRFIN20080327_025144_000000402067_00132_31749_8559.N1	27-MAR-2008 02:51:44	Bright	40.000	92	53Eps Cyg	2.5000	4500.0	80	31749	No
44	GOM_NL__2PRFIN20080327_030110_000000602067_00132_31749_8560.N1	27-MAR-2008 03:01:10	Dark	59.500	11	53Alp Aql	0.76500	8000.0	119	31749	No
45	GOM_NL__2PRFIN20080327_031443_000000542067_00132_31749_8561.N1	27-MAR-2008 03:14:43	Dark	54.000	57	34Sig Sgr	2.0660	26000.	108	31749	No
46	GOM_NL__2PRFIN20080327_031819_000000522067_00132_31749_8562.N1	27-MAR-2008 03:18:19	Dark	52.000	38	20Eps Sgr	1.8360	11000.	104	31749	No
47	GOM_NL__2PRFIN20080327_032226_000000452067_00133_31750_8550.N1	27-MAR-2008 03:22:26	Dark	45.000	25	35Lam Sco	1.6200	28000.	90	31750	No
48	GOM_NL__2PRFIN20080327_032636_000000402067_00133_31750_8551.N1	27-MAR-2008 03:26:36	Dark	39.500	134	Bet TrA	2.8100	6600.0	79	31750	No
49	GOM_NL__2PRFIN20080327_032917_000000442067_00133_31750_8552.N1	27-MAR-2008 03:29:17	Dark	44.000	4	Alp1Cen	-0.010000	5800.0	88	31750	No
50	GOM_NL__2PRFIN20080327_033150_000000472067_00133_31750_8553.N1	27-MAR-2008 03:31:50	Straylight	46.500	78	Alp Lup	2.3040	28000.	93	31750	No
51	GOM_NL__2PRFIN20080327_033325_000000492067_00133_31750_8554.N1	27-MAR-2008 03:33:25	Straylight	49.000	81	Eta Cen	2.3560	28000.	98	31750	No
52	GOM_NL__2PRFIN20080327_033507_000000412067_00133_31750_8555.N1	27-MAR-2008 03:35:07	Straylight	40.500	64	Gam Cen	2.2000	10600.	81	31750	No
53	GOM_NL__2PRFIN20080327_033736_000000462067_00133_31750_8556.N1	27-MAR-2008 03:37:36	Straylight	46.000	123	lot Cen	2.7500	10200.	92	31750	No
54	GOM_NL__2PRFIN20080327_034240_000000492067_00133_31750_8557.N1	27-MAR-2008 03:42:40	Straylight	48.500	106	9Bet Crv	2.6480	5600.0	97	31750	No
55	GOM_NL__2PRFIN20080327_034443_000000452067_00133_31750_8558.N1	27-MAR-2008 03:44:43	Tw_i_and_stray	44.500	100	4Gam Crv	2.5800	13100.	89	31750	No
56	GOM_NL__2PRFIN20080327_035006_000000472067_00133_31750_8559.N1	27-MAR-2008 03:50:06	Bright	47.000	121	29Gam Vir	2.7400	7200.0	94	31750	No
57	GOM_NL__2PRFIN20080327_035444_000000402067_00133_31750_8560.N1	27-MAR-2008 03:54:44	Bright	39.500	62	94Bet Leo	2.1360	9700.0	79	31750	No
58	GOM_NL__2PRFIN20080327_035613_000000372067_00133_31750_8561.N1	27-MAR-2008 03:56:13	Bright	36.500	96	68Del Leo	2.5600	9300.0	73	31750	No
59	GOM_NL__2PRFIN20080327_040307_000000372067_00133_31750_8562.N1	27-MAR-2008 04:03:07	Bright	37.000	174	52Psi UMa	3.0040	4400.0	74	31750	No
60	GOM_NL__2PRFIN20080327_040626_000000362067_00133_31750_8563.N1	27-MAR-2008 04:06:26	Bright	35.500	82	48Bet UMa	2.3650	10600.	71	31750	No
61	GOM_NL__2PRFIN20080327_040757_000000372067_00133_31750_8564.N1	27-MAR-2008 04:07:57	Bright	37.000	36	50Alp UMa	1.8000	6300.0	74	31750	No
62	GOM_NL__2PRFIN20080327_041433_000000402067_00133_31750_8565.N1	27-MAR-2008 04:14:33	Bright	39.500	60	7Bet UMi	2.0810	3950.0	79	31750	No
63	GOM_NL__2PRFIN20080327_042338_000000362067_00133_31750_8566.N1	27-MAR-2008 04:23:38	Bright	36.000	89	5Alp Cep	2.4510	8000.0	72	31750	No
64	GOM_NL__2PRFIN20080327_042841_000000442067_00133_31750_8567.N1	27-MAR-2008 04:28:41	Bright	44.000	144	18Del Cyg	2.8600	11000.	88	31750	No
65	GOM_NL__2PRFIN20080327_043026_000000402067_00133_31750_8568.N1	27-MAR-2008 04:30:26	Bright	40.000	66	37Gam Cyg	2.2080	5900.0	80	31750	No
66	GOM_NL__2PRFIN20080327_043221_000000412067_00133_31750_8569.N1	27-MAR-2008 04:32:21	Bright	41.000	92	53Eps Cyg	2.5000	4500.0	82	31750	No
67	GOM_NL__2PRFIN20080327_044147_000000602067_00133_31750_8570.N1	27-MAR-2008 04:41:47	Dark	60.000	11	53Alp Aql	0.76500	8000.0	120	31750	No
68	GOM_NL__2PRFIN20080327_045520_000000502067_00133_31750_8571.N1	27-MAR-2008 04:55:20	Dark	50.000	57	34Sig Sgr	2.0660	26000.	100	31750	No
69	GOM_NL__2PRFIN20080327_050303_000000452067_00134_31751_8569.N1	27-MAR-2008 05:03:03	Dark	45.000	25	35Lam Sco	1.6200	28000.	90	31751	No
70	GOM_NL__2PRFIN20080327_050712_000000412067_00134_31751_8570.N1	27-MAR-2008 05:07:12	Dark	40.500	134	Bet TrA	2.8100	6600.0	81	31751	No
71	GOM_NL__2PRFIN20080327_050954_000000542067_00134_31751_8571.N1	27-MAR-2008 05:09:54	Dark	53.500	4	Alp1Cen	-0.010000	5800.0	107	31751	No
72	GOM_NL__2PRFIN20080327_051227_000000472067_00134_31751_8572.N1	27-MAR-2008 05:12:27	Straylight	46.500	78	Alp Lup	2.3040	28000.	93	31751	No
73	GOM_NL__2PRFIN20080327_051402_000000472067_00134_31751_8573.N1	27-MAR-2008 05:14:02	Straylight	47.000	81	Eta Cen	2.3560	28000.	94	31751	No
74	GOM_NL__2PRFIN20080327_051543_000000412067_00134_31751_8574.N1	27-MAR-2008 05:15:43	Straylight	41.000	64	Gam Cen	2.2000	10600.	82	31751	No
75	GOM_NL__2PRFIN20080327_051812_000000432067_00134_31751_8575.N1	27-MAR-2008 05:18:12	Straylight	43.000	123	lot Cen	2.7500	10200.	86	31751	No
76	GOM_NL__2PRFIN20080327_052317_000000492067_00134_31751_8576.N1	27-MAR-2008 05:23:17	Straylight	48.500	106	9Bet Crv	2.6480	5600.0	97	31751	No
77	GOM_NL__2PRFIN20080327_052519_000000442067_00134_31751_8577.N1	27-MAR-2008 05:25:19	Tw_i_and_stray	43.500	100	4Gam Crv	2.5800	13100.	87	31751	No
78	GOM_NL__2PRFIN20080327_053042_000000482067_00134_31751_8578.N1	27-MAR-2008 05:30:42	Dark	47.500	121	29Gam Vir	2.7400	7200.0	95	31751	Yes
79	GOM_NL__2PRFIN20080327_053520_000000402067_00134_31751_8579.N1	27-MAR-2008 05:35:20	Bright	39.500	62	94Bet Leo	2.1360	9700.0	79	31751	No
80	GOM_NL__2PRFIN20080327_053649_000000502067_00134_31751_8580.N1	27-MAR-2008 05:36:49	Bright	49.500	96	68Del Leo	2.5600	9300.0	99	31751	No
81	GOM_NL__2PRFIN20080327_054343_000000372067_00134_31751_8581.N1	27-MAR-2008 05:43:43	Bright	37.000	174	52Psi UMa	3.0040	4400.0	74	31751	No
82	GOM_NL__2PRFIN20080327_054702_000000372067_00134_31751_8582.N1	27-MAR-2008 05:47:02	Bright	36.500	82	48Bet UMa	2.3650	10600.	73	31751	No
83	GOM_NL__2PRFIN20080327_054833_000000372067_00134_31751_8583.N1	27-MAR-2008 05:48:33	Bright	36.500	36	50Alp UMa	1.8000	6300.0	73	31751	No
84	GOM_NL__2PRFIN20080327_055509_000000412067_00134_31751_8584.N1	27-MAR-2008 05:55:09	Bright	41.000	60	7Bet UMi	2.0810	3950.0	82	31751	No
85	GOM_NL__2PRFIN20080327_060414_000000372067_00134_31751_8585.N1	27-MAR-2008 06:04:14	Bright	37.000	89	5Alp Cep	2.4510	8000.0	74	31751	No
86	GOM_NL__2PRFIN20080327_060917_000000422067_00134_31751_8586.N1	27-MAR-2008 06:09:17	Bright	41.500	144	18Del Cyg	2.8600	11000.	83	31751	No
87	GOM_NL__2PRFIN20080327_061102_000000412067_00134_31751_8587.N1	27-MAR-2008 06:11:02	Bright	41.000	66	37Gam Cyg	2.2080	5900.0	82	31751	No
88	GOM_NL__2PRFIN20080327_061257_000000402067_00134_31751_8588.N1	27-MAR-2008 06:12:57	Bright	40.000	92	53Eps Cyg	2.5000	4500.0	80	31751	No
89	GOM_NL__2PRFIN20080327_062224_000000602067_00134_31751_8589.N1	27-MAR-2008 06:22:24	Dark	60.000	11	53Alp Aql	0.76500	8000.0	120	31751	No
90	GOM_NL__2PRFIN20080327_063557_000000532067_00134_31751_8590.N1	27-MAR-2008 06:35:57	Dark	52.500	57	34Sig Sgr	2.0660	26000.	105	31751	No
91	GOM_NL__2PRFIN20080327_064340_000000432067_00135_31752_8585.N1	27-MAR-2008 06:43:40	Dark	43.000	25	35Lam Sco	1.6200	28000.	86	31752	No
92	GOM_NL__2PRFIN20080327_064749_000000402067_00135_31752_8586.N1	27-MAR-2008 06:47:49	Dark	40.000	134	Bet TrA	2.8100	6600.0	80	31752	No
93	GOM_NL__2PRFIN20080327_065030_000000452067_00135_31752_8587.N1	27-MAR-2008 06:50:30	Dark	44.500	4	Alp1Cen	-0.010000	5800.0	89	31752	No
94	GOM_NL__2PRFIN20080327_065304_000000472067_00135_31752_8588.N1	27-MAR-2008 06:53:04	Straylight	46.500	78	Alp Lup	2.3040	28000.	93	31752	No
95	GOM_NL__2PRFIN20080327_065439_000000492067_00135_31752_8589.N1	27-MAR-2008 06:54:39	Straylight	48.500	81	Eta Cen	2.3560	28000.	97	31752	No
96	GOM_NL__2PRFIN20080327_065619_000000402067_00135_31752_8590.N1	27-MAR-2008 06:56:19	Straylight	39.500	64	Gam Cen	2.2000	10600.	79	31752	No
97	GOM_NL__2PRFIN20080327_065848_000000452067_00135_31752_8591.N1	27-MAR-2008 06:58:48	Straylight	44.500	123	lot Cen	2.7500	10200.	89	31752	No
98	GOM_NL__2PRFIN20080327_070353_000000462067_00135_31752_8592.N1	27-MAR-2008 07:03:53	Straylight	45.500	106	9Bet Crv	2.6480	5600.0	91	31752	No
99	GOM_NL__2PRFIN20080327_070555_000000442067_00135_31752_8593.N1	27-MAR-2008 07:05:55	Tw_i_and_stray	44.000	100	4Gam Crv	2.5800	13100.	88	31752	No
100	GOM_NL__2PRFIN20080327_071118_000000482067_00135_31752_8594.N1	27-MAR-2008 07:11:18	Bright	47.500	121	29Gam Vir	2.7400	7200.0	95	31752	No
101	GOM_NL__2PRFIN20080327_071555_000000402067_00135_31752_8595.N1	27-MAR-2008 07:15:55	Bright	39.500	62	94Bet Leo	2.1360	9700.0	79	31752	No

102	GOM_NL__2PRFIN20080327_071725_000000362067_00135_31752_8596.N1	27-MAR-2008 07:17:25	Bright	36.000	96	68Del Leo	2.5600	9300.0	72	31752	No
103	GOM_NL__2PRFIN20080327_072419_000000372067_00135_31752_8597.N1	27-MAR-2008 07:24:19	Bright	36.500	174	52Psi UMa	3.0040	4400.0	73	31752	No
104	GOM_NL__2PRFIN20080327_072737_000000352067_00135_31752_8598.N1	27-MAR-2008 07:27:37	Bright	35.000	82	48Bet UMa	2.3650	10600.	70	31752	No
105	GOM_NL__2PRFIN20080327_072909_000000372067_00135_31752_8599.N1	27-MAR-2008 07:29:09	Bright	37.000	36	50Alp UMa	1.8000	6300.0	74	31752	No
106	GOM_NL__2PRFIN20080327_073545_000000372067_00135_31752_8600.N1	27-MAR-2008 07:35:45	Bright	36.500	60	7Bet UMi	2.0810	3950.0	73	31752	No
107	GOM_NL__2PRFIN20080327_074450_000000362067_00135_31752_8601.N1	27-MAR-2008 07:44:50	Bright	36.000	89	5Alp Cep	2.4510	8000.0	72	31752	No
108	GOM_NL__2PRFIN20080327_074953_000000442067_00135_31752_8602.N1	27-MAR-2008 07:49:53	Bright	44.000	144	18Del Cyg	2.8600	11000.	88	31752	No
109	GOM_NL__2PRFIN20080327_075138_000000422067_00135_31752_8603.N1	27-MAR-2008 07:51:38	Bright	42.000	66	37Gam Cyg	2.2080	5900.0	84	31752	No
110	GOM_NL__2PRFIN20080327_075333_000000392067_00135_31752_8604.N1	27-MAR-2008 07:53:33	Bright	39.000	92	53Eps Cyg	2.5000	4500.0	78	31752	No
111	GOM_NL__2PRFIN20080327_080300_000000612067_00135_31752_8605.N1	27-MAR-2008 08:03:00	Dark	60.500	11	53Alp Aql	0.76500	8000.0	121	31752	No
112	GOM_NL__2PRFIN20080327_081635_000000552067_00135_31752_8606.N1	27-MAR-2008 08:16:35	Dark	54.500	57	34Sig Sgr	2.0660	26000.	109	31752	No
113	GOM_NL__2PRFIN20080327_082011_000000552067_00135_31752_8607.N1	27-MAR-2008 08:20:11	Dark	55.000	38	20Eps Sgr	1.8360	11000.	110	31752	No
114	GOM_NL__2PRFIN20080327_082418_000000432067_00136_31753_8600.N1	27-MAR-2008 08:24:18	Dark	43.000	25	35Lam Sco	1.6200	28000.	86	31753	No
115	GOM_NL__2PRFIN20080327_082825_000000402067_00136_31753_8601.N1	27-MAR-2008 08:28:25	Dark	40.000	134	Bet TrA	2.8100	6600.0	80	31753	No
116	GOM_NL__2PRFIN20080327_083106_000000452067_00136_31753_8602.N1	27-MAR-2008 08:31:06	Dark	44.500	4	Alp1Cen	-0.010000	5800.0	89	31753	No
117	GOM_NL__2PRFIN20080327_083340_000000452067_00136_31753_8603.N1	27-MAR-2008 08:33:40	Straylight	45.000	78	Alp Lup	2.3040	28000.	90	31753	No
118	GOM_NL__2PRFIN20080327_083515_000000492067_00136_31753_8604.N1	27-MAR-2008 08:35:15	Straylight	48.500	81	Eta Cen	2.3560	28000.	97	31753	No
119	GOM_NL__2PRFIN20080327_083656_000000412067_00136_31753_8605.N1	27-MAR-2008 08:36:56	Straylight	41.000	64	Gam Cen	2.2000	10600.	82	31753	No
120	GOM_NL__2PRFIN20080327_083925_000000452067_00136_31753_8606.N1	27-MAR-2008 08:39:25	Straylight	45.000	123	lot Cen	2.7500	10200.	90	31753	No
121	GOM_NL__2PRFIN20080327_084429_000000492067_00136_31753_8607.N1	27-MAR-2008 08:44:29	Straylight	49.000	106	9Bet Crv	2.6480	5600.0	98	31753	No
122	GOM_NL__2PRFIN20080327_084631_000000432067_00136_31753_8608.N1	27-MAR-2008 08:46:31	Tw_i_and_stray	42.500	100	4Gam Crv	2.5800	13100.	85	31753	No
123	GOM_NL__2PRFIN20080327_085154_000000472067_00136_31753_8609.N1	27-MAR-2008 08:51:54	Bright	47.000	121	29Gam Vir	2.7400	7200.0	94	31753	No
124	GOM_NL__2PRFIN20080327_085631_000000392067_00136_31753_8610.N1	27-MAR-2008 08:56:31	Bright	38.500	62	94Bet Leo	2.1360	9700.0	77	31753	No
125	GOM_NL__2PRFIN20080327_085801_000000372067_00136_31753_8611.N1	27-MAR-2008 08:58:01	Bright	36.500	96	68Del Leo	2.5600	9300.0	73	31753	No
126	GOM_NL__2PRFIN20080327_090454_000000372067_00136_31753_8612.N1	27-MAR-2008 09:04:54	Bright	36.500	174	52Psi UMa	3.0040	4400.0	73	31753	No
127	GOM_NL__2PRFIN20080327_090813_000000372067_00136_31753_8613.N1	27-MAR-2008 09:08:13	Bright	36.500	82	48Bet UMa	2.3650	10600.	73	31753	No
128	GOM_NL__2PRFIN20080327_090945_000000372067_00136_31753_8614.N1	27-MAR-2008 09:09:45	Bright	37.000	36	50Alp UMa	1.8000	6300.0	74	31753	No
129	GOM_NL__2PRFIN20080327_091620_000000402067_00136_31753_8615.N1	27-MAR-2008 09:16:20	Bright	40.000	60	7Bet UMi	2.0810	3950.0	80	31753	No
130	GOM_NL__2PRFIN20080327_092526_000000372067_00136_31753_8616.N1	27-MAR-2008 09:25:26	Bright	37.000	89	5Alp Cep	2.4510	8000.0	74	31753	No
131	GOM_NL__2PRFIN20080327_093029_000000442067_00136_31753_8617.N1	27-MAR-2008 09:30:29	Bright	43.500	144	18Del Cyg	2.8600	11000.	87	31753	No
132	GOM_NL__2PRFIN20080327_093214_000000412067_00136_31753_8618.N1	27-MAR-2008 09:32:14	Bright	40.500	66	37Gam Cyg	2.2080	5900.0	81	31753	No
133	GOM_NL__2PRFIN20080327_093409_000000402067_00136_31753_8619.N1	27-MAR-2008 09:34:09	Bright	40.000	92	53Eps Cyg	2.5000	4500.0	80	31753	No
134	GOM_NL__2PRFIN20080327_094337_000000622067_00136_31753_8620.N1	27-MAR-2008 09:43:37	Dark	62.000	11	53Alp Aql	0.76500	8000.0	124	31753	No
135	GOM_NL__2PRFIN20080327_095712_000000532067_00136_31753_8621.N1	27-MAR-2008 09:57:12	Dark	52.500	57	34Sig Sgr	2.0660	26000.	105	31753	No
136	GOM_NL__2PRFIN20080327_100048_000000542067_00136_31753_8622.N1	27-MAR-2008 10:00:48	Dark	54.000	38	20Eps Sgr	1.8360	11000.	108	31753	No
137	GOM_NL__2PRFIN20080327_100455_000000402067_00137_31754_8614.N1	27-MAR-2008 10:04:55	Dark	40.000	25	35Lam Sco	1.6200	28000.	80	31754	No
138	GOM_NL__2PRFIN20080327_100902_000000392067_00137_31754_8615.N1	27-MAR-2008 10:09:02	Dark	38.500	134	Bet TrA	2.8100	6600.0	77	31754	No
139	GOM_NL__2PRFIN20080327_101143_000000522067_00137_31754_8616.N1	27-MAR-2008 10:11:43	Dark	52.000	4	Alp1Cen	-0.010000	5800.0	104	31754	No
140	GOM_NL__2PRFIN20080327_101417_000000452067_00137_31754_8617.N1	27-MAR-2008 10:14:17	Straylight	45.000	78	Alp Lup	2.3040	28000.	90	31754	No
141	GOM_NL__2PRFIN20080327_101552_000000492067_00137_31754_8618.N1	27-MAR-2008 10:15:52	Straylight	48.500	81	Eta Cen	2.3560	28000.	97	31754	No
142	GOM_NL__2PRFIN20080327_101732_000000392067_00137_31754_8619.N1	27-MAR-2008 10:17:32	Straylight	38.500	64	Gam Cen	2.2000	10600.	77	31754	No
143	GOM_NL__2PRFIN20080327_102001_000000452067_00137_31754_8620.N1	27-MAR-2008 10:20:01	Straylight	44.500	123	lot Cen	2.7500	10200.	89	31754	No
144	GOM_NL__2PRFIN20080327_102505_000000462067_00137_31754_8621.N1	27-MAR-2008 10:25:05	Straylight	45.500	106	9Bet Crv	2.6480	5600.0	91	31754	No
145	GOM_NL__2PRFIN20080327_102707_000000452067_00137_31754_8622.N1	27-MAR-2008 10:27:07	Tw_i_and_stray	45.000	100	4Gam Crv	2.5800	13100.	90	31754	No
146	GOM_NL__2PRFIN20080327_103229_000000472067_00137_31754_8623.N1	27-MAR-2008 10:32:29	Bright	46.500	121	29Gam Vir	2.7400	7200.0	93	31754	No
147	GOM_NL__2PRFIN20080327_103707_000000402067_00137_31754_8624.N1	27-MAR-2008 10:37:07	Bright	40.000	62	94Bet Leo	2.1360	9700.0	80	31754	No
148	GOM_NL__2PRFIN20080327_103837_000000372067_00137_31754_8625.N1	27-MAR-2008 10:38:37	Bright	37.000	96	68Del Leo	2.5600	9300.0	74	31754	No
149	GOM_NL__2PRFIN20080327_104530_000000362067_00137_31754_8626.N1	27-MAR-2008 10:45:30	Bright	36.000	174	52Psi UMa	3.0040	4400.0	72	31754	No
150	GOM_NL__2PRFIN20080327_104849_000000382067_00137_31754_8627.N1	27-MAR-2008 10:48:49	Bright	37.500	82	48Bet UMa	2.3650	10600.	75	31754	No
151	GOM_NL__2PRFIN20080327_105020_000000382067_00137_31754_8628.N1	27-MAR-2008 10:50:20	Bright	37.500	36	50Alp UMa	1.8000	6300.0	75	31754	No
152	GOM_NL__2PRFIN20080327_105656_000000412067_00137_31754_8629.N1	27-MAR-2008 10:56:56	Bright	41.000	60	7Bet UMi	2.0810	3950.0	82	31754	No
153	GOM_NL__2PRFIN20080327_110602_000000342067_00137_31754_8630.N1	27-MAR-2008 11:06:02	Bright	34.000	89	5Alp Cep	2.4510	8000.0	68	31754	No
154	GOM_NL__2PRFIN20080327_111104_000000422067_00137_31754_8631.N1	27-MAR-2008 11:11:04	Bright	41.500	144	18Del Cyg	2.8600	11000.	83	31754	No
155	GOM_NL__2PRFIN20080327_111249_000000422067_00137_31754_8632.N1	27-MAR-2008 11:12:49	Bright	41.500	66	37Gam Cyg	2.2080	5900.0	83	31754	No
156	GOM_NL__2PRFIN20080327_111445_000000402067_00137_31754_8633.N1	27-MAR-2008 11:14:45	Bright	40.000	92	53Eps Cyg	2.5000	4500.0	80	31754	No
157	GOM_NL__2PRFIN20080327_112413_000000622067_00137_31754_8634.N1	27-MAR-2008 11:24:13	Dark	61.500	11	53Alp Aql	0.76500	8000.0	123	31754	No
158	GOM_NL__2PRFIN20080327_113749_000000572067_00137_31754_8635.N1	27-MAR-2008 11:37:49	Dark	57.000	57	34Sig Sgr	2.0660	26000.	114	31754	No
159	GOM_NL__2PRFIN20080327_114125_000000542067_00137_31754_8636.N1	27-MAR-2008 11:41:25	Dark	53.500	38	20Eps Sgr	1.8360	11000.	107	31754	No
160	GOM_NL__2PRFIN20080327_114532_000000402067_00138_31755_8632.N1	27-MAR-2008 11:45:32	Dark	40.000	25	35Lam Sco	1.6200	28000.	80	31755	No

161	GOM_NL__2PRFIN20080327_114938_000000382067_00138_31755_8633.N1	27-MAR-2008 11:49:38	Dark	38.000	134	Bet TrA	2.8100	6600.0	76	31755	No
162	GOM_NL__2PRFIN20080327_115219_000000552067_00138_31755_8634.N1	27-MAR-2008 11:52:19	Dark	55.000	4	Alp1Cen	-0.010000	5800.0	110	31755	No
163	GOM_NL__2PRFIN20080327_115454_000000462067_00138_31755_8635.N1	27-MAR-2008 11:54:54	Straylight	45.500	78	Alp Lup	2.3040	28000.	91	31755	No
164	GOM_NL__2PRFIN20080327_115629_000000482067_00138_31755_8636.N1	27-MAR-2008 11:56:29	Straylight	48.000	81	Eta Cen	2.3560	28000.	96	31755	No
165	GOM_NL__2PRFIN20080327_115808_000000402067_00138_31755_8637.N1	27-MAR-2008 11:58:08	Straylight	39.500	64	Gam Cen	2.2000	10600.	79	31755	No
166	GOM_NL__2PRFIN20080327_120037_000000462067_00138_31755_8638.N1	27-MAR-2008 12:00:37	Straylight	46.000	123	lot Cen	2.7500	10200.	92	31755	No
167	GOM_NL__2PRFIN20080327_120541_000000462067_00138_31755_8639.N1	27-MAR-2008 12:05:41	Straylight	46.000	106	9Bet Crv	2.6480	5600.0	92	31755	No
168	GOM_NL__2PRFIN20080327_120743_000000422067_00138_31755_8640.N1	27-MAR-2008 12:07:43	Tw_i_and_stray	41.500	100	4Gam Crv	2.5800	13100.	83	31755	No
169	GOM_NL__2PRFIN20080327_121305_000000462067_00138_31755_8641.N1	27-MAR-2008 12:13:05	Bright	46.000	121	29Gam Vir	2.7400	7200.0	92	31755	No
170	GOM_NL__2PRFIN20080327_121742_000000402067_00138_31755_8642.N1	27-MAR-2008 12:17:42	Bright	39.500	62	94Bet Leo	2.1360	9700.0	79	31755	No
171	GOM_NL__2PRFIN20080327_121913_000000372067_00138_31755_8643.N1	27-MAR-2008 12:19:13	Bright	36.500	96	68Del Leo	2.5600	9300.0	73	31755	No
172	GOM_NL__2PRFIN20080327_122606_000000372067_00138_31755_8644.N1	27-MAR-2008 12:26:06	Bright	36.500	174	52Psi UMa	3.0040	4400.0	73	31755	No
173	GOM_NL__2PRFIN20080327_122925_000000432067_00138_31755_8645.N1	27-MAR-2008 12:29:25	Bright	42.500	82	48Bet UMa	2.3650	10600.	85	31755	No
174	GOM_NL__2PRFIN20080327_123056_000000382067_00138_31755_8646.N1	27-MAR-2008 12:30:56	Bright	38.000	36	50Alp UMa	1.8000	6300.0	76	31755	No
175	GOM_NL__2PRFIN20080327_123731_000000372067_00138_31755_8647.N1	27-MAR-2008 12:37:31	Bright	37.000	60	7Bet UMi	2.0810	3950.0	74	31755	No
176	GOM_NL__2PRFIN20080327_124638_000000352067_00138_31755_8648.N1	27-MAR-2008 12:46:38	Bright	35.000	89	5Alp Cep	2.4510	8000.0	70	31755	No
177	GOM_NL__2PRFIN20080327_125140_000000432067_00138_31755_8649.N1	27-MAR-2008 12:51:40	Bright	42.500	144	18Del Cyg	2.8600	11000.	85	31755	No
178	GOM_NL__2PRFIN20080327_125325_000000432067_00138_31755_8650.N1	27-MAR-2008 12:53:25	Bright	42.500	66	37Gam Cyg	2.2080	5900.0	85	31755	No
179	GOM_NL__2PRFIN20080327_125521_000000402067_00138_31755_8651.N1	27-MAR-2008 12:55:21	Bright	40.000	92	53Eps Cyg	2.5000	4500.0	80	31755	No
180	GOM_NL__2PRFIN20080327_130450_000000602067_00138_31755_8652.N1	27-MAR-2008 13:04:50	Dark	60.000	11	53Alp Aql	0.76500	8000.0	120	31755	No
181	GOM_NL__2PRFIN20080327_131826_000000552067_00138_31755_8653.N1	27-MAR-2008 13:18:26	Dark	55.000	57	34Sig Sgr	2.0660	26000.	110	31755	No
182	GOM_NL__2PRFIN20080327_132202_000000532067_00138_31755_8654.N1	27-MAR-2008 13:22:02	Dark	53.000	38	20Eps Sgr	1.8360	11000.	106	31755	No
183	GOM_NL__2PRFIN20080327_133014_000000392067_00139_31756_8645.N1	27-MAR-2008 13:30:14	Dark	38.500	134	Bet TrA	2.8100	6600.0	77	31756	No
184	GOM_NL__2PRFIN20080327_133256_000000432067_00139_31756_8646.N1	27-MAR-2008 13:32:56	Dark	43.000	4	Alp1Cen	-0.010000	5800.0	86	31756	No
185	GOM_NL__2PRFIN20080327_133530_000000452067_00139_31756_8647.N1	27-MAR-2008 13:35:30	Straylight	45.000	78	Alp Lup	2.3040	28000.	90	31756	No
186	GOM_NL__2PRFIN20080327_133705_000000492067_00139_31756_8648.N1	27-MAR-2008 13:37:05	Straylight	49.000	81	Eta Cen	2.3560	28000.	98	31756	No
187	GOM_NL__2PRFIN20080327_133844_000000422067_00139_31756_8649.N1	27-MAR-2008 13:38:44	Straylight	42.000	64	Gam Cen	2.2000	10600.	84	31756	No
188	GOM_NL__2PRFIN20080327_134114_000000452067_00139_31756_8650.N1	27-MAR-2008 13:41:14	Straylight	45.000	123	lot Cen	2.7500	10200.	90	31756	No
189	GOM_NL__2PRFIN20080327_134617_000000472067_00139_31756_8651.N1	27-MAR-2008 13:46:17	Straylight	46.500	106	9Bet Crv	2.6480	5600.0	93	31756	No
190	GOM_NL__2PRFIN20080327_134819_000000432067_00139_31756_8652.N1	27-MAR-2008 13:48:19	Tw_i_and_stray	42.500	100	4Gam Crv	2.5800	13100.	85	31756	No
191	GOM_NL__2PRFIN20080327_135341_000000462067_00139_31756_8653.N1	27-MAR-2008 13:53:41	Bright	45.500	121	29Gam Vir	2.7400	7200.0	91	31756	No
192	GOM_NL__2PRFIN20080327_135818_000000482067_00139_31756_8654.N1	27-MAR-2008 13:58:18	Bright	48.000	62	94Bet Leo	2.1360	9700.0	96	31756	No
193	GOM_NL__2PRFIN20080327_135949_000000372067_00139_31756_8655.N1	27-MAR-2008 13:59:49	Bright	36.500	96	68Del Leo	2.5600	9300.0	73	31756	No
194	GOM_NL__2PRFIN20080327_140641_000000372067_00139_31756_8656.N1	27-MAR-2008 14:06:41	Bright	37.000	174	52Psi UMa	3.0040	4400.0	74	31756	No
195	GOM_NL__2PRFIN20080327_141000_000000362067_00139_31756_8657.N1	27-MAR-2008 14:10:00	Bright	36.000	82	48Bet UMa	2.3650	10600.	72	31756	No
196	GOM_NL__2PRFIN20080327_141132_000000342067_00139_31756_8658.N1	27-MAR-2008 14:11:32	Bright	34.000	36	50Alp UMa	1.8000	6300.0	68	31756	No
197	GOM_NL__2PRFIN20080327_141807_000000382067_00139_31756_8659.N1	27-MAR-2008 14:18:07	Bright	37.500	60	7Bet UMi	2.0810	3950.0	75	31756	No
198	GOM_NL__2PRFIN20080327_142714_000000372067_00139_31756_8660.N1	27-MAR-2008 14:27:14	Bright	36.500	89	5Alp Cep	2.4510	8000.0	73	31756	No
199	GOM_NL__2PRFIN20080327_143216_000000432067_00139_31756_8661.N1	27-MAR-2008 14:32:16	Bright	42.500	144	18Del Cyg	2.8600	11000.	85	31756	No
200	GOM_NL__2PRFIN20080327_143401_000000412067_00139_31756_8662.N1	27-MAR-2008 14:34:01	Bright	41.000	66	37Gam Cyg	2.2080	5900.0	82	31756	No
201	GOM_NL__2PRFIN20080327_143557_000000412067_00139_31756_8663.N1	27-MAR-2008 14:35:57	Bright	40.500	92	53Eps Cyg	2.5000	4500.0	81	31756	No
202	GOM_NL__2PRFIN20080327_144526_000000692067_00139_31756_8664.N1	27-MAR-2008 14:45:26	Dark	68.500	11	53Alp Aql	0.76500	8000.0	137	31756	No
203	GOM_NL__2PRFIN20080327_145903_000000532067_00139_31756_8665.N1	27-MAR-2008 14:59:03	Dark	53.000	57	34Sig Sgr	2.0660	26000.	106	31756	No
204	GOM_NL__2PRFIN20080327_150239_000000522067_00139_31756_8666.N1	27-MAR-2008 15:02:39	Dark	52.000	38	20Eps Sgr	1.8360	11000.	104	31756	No
205	GOM_NL__2PRFIN20080327_151051_000000402067_00140_31757_8674.N1	27-MAR-2008 15:10:51	Dark	39.500	134	Bet TrA	2.8100	6600.0	79	31757	No
206	GOM_NL__2PRFIN20080327_151332_000000432067_00140_31757_8675.N1	27-MAR-2008 15:13:32	Dark	42.500	4	Alp1Cen	-0.010000	5800.0	85	31757	No
207	GOM_NL__2PRFIN20080327_151607_000000442067_00140_31757_8676.N1	27-MAR-2008 15:16:07	Straylight	44.000	78	Alp Lup	2.3040	28000.	88	31757	No
208	GOM_NL__2PRFIN20080327_151742_000000482067_00140_31757_8677.N1	27-MAR-2008 15:17:42	Straylight	47.500	81	Eta Cen	2.3560	28000.	95	31757	No
209	GOM_NL__2PRFIN20080327_151920_000000402067_00140_31757_8678.N1	27-MAR-2008 15:19:20	Straylight	40.000	64	Gam Cen	2.2000	10600.	80	31757	No
210	GOM_NL__2PRFIN20080327_152150_000000452067_00140_31757_8679.N1	27-MAR-2008 15:21:50	Straylight	44.500	123	lot Cen	2.7500	10200.	89	31757	No
211	GOM_NL__2PRFIN20080327_152653_000000452067_00140_31757_8680.N1	27-MAR-2008 15:26:53	Straylight	44.500	106	9Bet Crv	2.6480	5600.0	89	31757	No
212	GOM_NL__2PRFIN20080327_152855_000000432067_00140_31757_8681.N1	27-MAR-2008 15:28:55	Tw_i_and_stray	43.000	100	4Gam Crv	2.5800	13100.	86	31757	No
213	GOM_NL__2PRFIN20080327_153417_000000472067_00140_31757_8682.N1	27-MAR-2008 15:34:17	Bright	46.500	121	29Gam Vir	2.7400	7200.0	93	31757	No
214	GOM_NL__2PRFIN20080327_153854_000000402067_00140_31757_8683.N1	27-MAR-2008 15:38:54	Bright	39.500	62	94Bet Leo	2.1360	9700.0	79	31757	No
215	GOM_NL__2PRFIN20080327_154024_000000372067_00140_31757_8684.N1	27-MAR-2008 15:40:24	Bright	37.000	96	68Del Leo	2.5600	9300.0	74	31757	No
216	GOM_NL__2PRFIN20080327_154717_000000362067_00140_31757_8685.N1	27-MAR-2008 15:47:17	Bright	35.500	174	52Psi UMa	3.0040	4400.0	71	31757	No
217	GOM_NL__2PRFIN20080327_155036_000000362067_00140_31757_8686.N1	27-MAR-2008 15:50:36	Bright	35.500	82	48Bet UMa	2.3650	10600.	71	31757	No
218	GOM_NL__2PRFIN20080327_155208_000000392067_00140_31757_8687.N1	27-MAR-2008 15:52:08	Bright	39.000	36	50Alp UMa	1.8000	6300.0	78	31757	No
219	GOM_NL__2PRFIN20080327_155842_000000402067_00140_31757_8688.N1	27-MAR-2008 15:58:42	Bright	40.000	60	7Bet UMi	2.0810	3950.0	80	31757	No

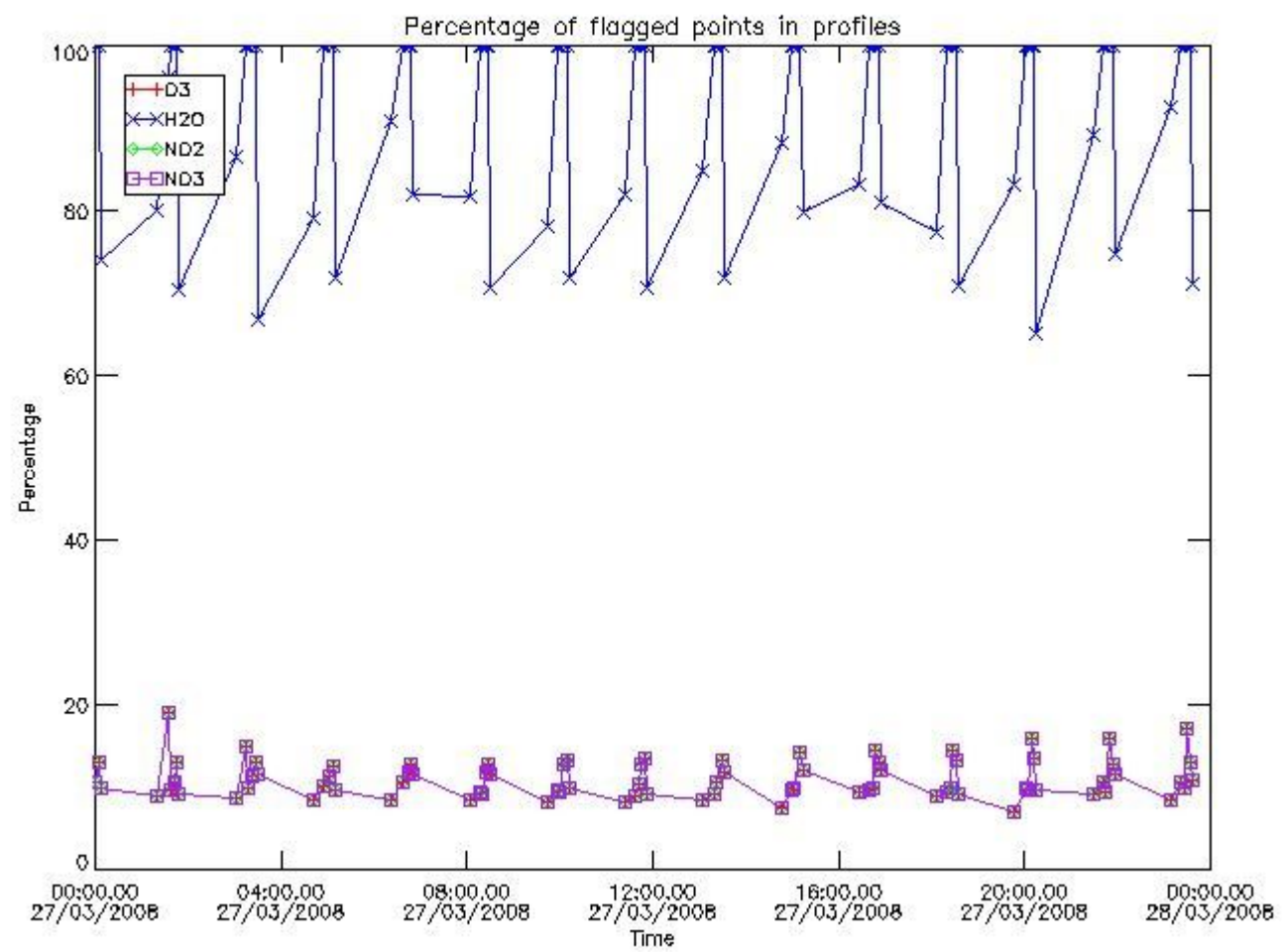
220	GOM_NL__2PRFIN20080327_160750_000000352067_00140_31757_8689.N1	27-MAR-2008 16:07:50	Bright	35.000	89	5Alp Cep	2.4510	8000.0	70	31757	No
221	GOM_NL__2PRFIN20080327_161252_000000602067_00140_31757_8690.N1	27-MAR-2008 16:12:52	Bright	60.000	144	18Del Cyg	2.8600	11000.	120	31757	No
222	GOM_NL__2PRFIN20080327_161437_000000432067_00140_31757_8691.N1	27-MAR-2008 16:14:37	Bright	43.000	66	37Gam Cyg	2.2080	5900.0	86	31757	No
223	GOM_NL__2PRFIN20080327_161633_000000412067_00140_31757_8692.N1	27-MAR-2008 16:16:33	Bright	41.000	92	53Eps Cyg	2.5000	4500.0	82	31757	No
224	GOM_NL__2PRFIN20080327_162603_000000602067_00140_31757_8693.N1	27-MAR-2008 16:26:03	Dark	60.000	11	53Alp Aql	0.76500	8000.0	120	31757	No
225	GOM_NL__2PRFIN20080327_163940_000000532067_00140_31757_8694.N1	27-MAR-2008 16:39:40	Dark	53.000	57	34Sig Sgr	2.0660	26000.	106	31757	No
226	GOM_NL__2PRFIN20080327_164316_000000512067_00140_31757_8695.N1	27-MAR-2008 16:43:16	Dark	51.000	38	20Eps Sgr	1.8360	11000.	102	31757	No
227	GOM_NL__2PRFIN20080327_164724_000000352067_00141_31758_8669.N1	27-MAR-2008 16:47:24	Dark	35.000	25	35Lam Sco	1.6200	28000.	70	31758	No
228	GOM_NL__2PRFIN20080327_165127_000000392067_00141_31758_8670.N1	27-MAR-2008 16:51:27	Dark	39.000	134	Bet TrA	2.8100	6600.0	78	31758	No
229	GOM_NL__2PRFIN20080327_165408_000000432067_00141_31758_8671.N1	27-MAR-2008 16:54:08	Dark	42.500	4	Alp1Cen	-0.010000	5800.0	85	31758	No
230	GOM_NL__2PRFIN20080327_165643_000000462067_00141_31758_8672.N1	27-MAR-2008 16:56:43	Straylight	45.500	78	Alp Lup	2.3040	28000.	91	31758	No
231	GOM_NL__2PRFIN20080327_165819_000000472067_00141_31758_8673.N1	27-MAR-2008 16:58:19	Straylight	46.500	81	Eta Cen	2.3560	28000.	93	31758	No
232	GOM_NL__2PRFIN20080327_165957_000000402067_00141_31758_8674.N1	27-MAR-2008 16:59:57	Straylight	39.500	64	Gam Cen	2.2000	10600.	79	31758	No
233	GOM_NL__2PRFIN20080327_170227_000000442067_00141_31758_8675.N1	27-MAR-2008 17:02:27	Straylight	44.000	123	lot Cen	2.7500	10200.	88	31758	No
234	GOM_NL__2PRFIN20080327_170730_000000452067_00141_31758_8676.N1	27-MAR-2008 17:07:30	Straylight	44.500	106	9Bet Crv	2.6480	5600.0	89	31758	No
235	GOM_NL__2PRFIN20080327_170931_000000422067_00141_31758_8677.N1	27-MAR-2008 17:09:31	Twi_and_stray	42.000	100	4Gam Crv	2.5800	13100.	84	31758	No
236	GOM_NL__2PRFIN20080327_171453_000000442067_00141_31758_8678.N1	27-MAR-2008 17:14:53	Bright	44.000	121	29Gam Vir	2.7400	7200.0	88	31758	No
237	GOM_NL__2PRFIN20080327_171930_000000402067_00141_31758_8679.N1	27-MAR-2008 17:19:30	Bright	39.500	62	94Bet Leo	2.1360	9700.0	79	31758	No
238	GOM_NL__2PRFIN20080327_172100_000000362067_00141_31758_8680.N1	27-MAR-2008 17:21:00	Bright	35.500	96	68Del Leo	2.5600	9300.0	71	31758	No
239	GOM_NL__2PRFIN20080327_172753_000000372067_00141_31758_8681.N1	27-MAR-2008 17:27:53	Bright	36.500	174	52Psi UMa	3.0040	4400.0	73	31758	No
240	GOM_NL__2PRFIN20080327_173112_000000362067_00141_31758_8682.N1	27-MAR-2008 17:31:12	Bright	35.500	82	48Bet UMa	2.3650	10600.	71	31758	No
241	GOM_NL__2PRFIN20080327_173244_000000382067_00141_31758_8683.N1	27-MAR-2008 17:32:44	Bright	37.500	36	50Alp UMa	1.8000	6300.0	75	31758	No
242	GOM_NL__2PRFIN20080327_173918_000000372067_00141_31758_8684.N1	27-MAR-2008 17:39:18	Bright	37.000	60	7Bet UMi	2.0810	3950.0	74	31758	No
243	GOM_NL__2PRFIN20080327_174825_000000372067_00141_31758_8685.N1	27-MAR-2008 17:48:25	Bright	37.000	89	5Alp Cep	2.4510	8000.0	74	31758	No
244	GOM_NL__2PRFIN20080327_175328_000000432067_00141_31758_8686.N1	27-MAR-2008 17:53:28	Bright	43.000	144	18Del Cyg	2.8600	11000.	86	31758	No
245	GOM_NL__2PRFIN20080327_175513_000000432067_00141_31758_8687.N1	27-MAR-2008 17:55:13	Bright	42.500	66	37Gam Cyg	2.2080	5900.0	85	31758	No
246	GOM_NL__2PRFIN20080327_175709_000000402067_00141_31758_8688.N1	27-MAR-2008 17:57:09	Bright	39.500	92	53Eps Cyg	2.5000	4500.0	79	31758	No
247	GOM_NL__2PRFIN20080327_180640_000000622067_00141_31758_8689.N1	27-MAR-2008 18:06:40	Dark	62.000	11	53Alp Aql	0.76500	8000.0	124	31758	No
248	GOM_NL__2PRFIN20080327_182017_000000552067_00141_31758_8690.N1	27-MAR-2008 18:20:17	Dark	54.500	57	34Sig Sgr	2.0660	26000.	109	31758	No
249	GOM_NL__2PRFIN20080327_182354_000000512067_00141_31758_8691.N1	27-MAR-2008 18:23:54	Dark	51.000	38	20Eps Sgr	1.8360	11000.	102	31758	No
250	GOM_NL__2PRFIN20080327_182801_000000352067_00142_31759_8685.N1	27-MAR-2008 18:28:01	Dark	35.000	25	35Lam Sco	1.6200	28000.	70	31759	No
251	GOM_NL__2PRFIN20080327_183204_000000392067_00142_31759_8686.N1	27-MAR-2008 18:32:04	Dark	38.500	134	Bet TrA	2.8100	6600.0	77	31759	No
252	GOM_NL__2PRFIN20080327_183445_000000562067_00142_31759_8687.N1	27-MAR-2008 18:34:45	Dark	55.500	4	Alp1Cen	-0.010000	5800.0	111	31759	No
253	GOM_NL__2PRFIN20080327_183720_000000452067_00142_31759_8688.N1	27-MAR-2008 18:37:20	Straylight	45.000	78	Alp Lup	2.3040	28000.	90	31759	No
254	GOM_NL__2PRFIN20080327_183855_000000492067_00142_31759_8689.N1	27-MAR-2008 18:38:55	Straylight	49.000	81	Eta Cen	2.3560	28000.	98	31759	No
255	GOM_NL__2PRFIN20080327_184033_000000392067_00142_31759_8690.N1	27-MAR-2008 18:40:33	Straylight	39.000	64	Gam Cen	2.2000	10600.	78	31759	No
256	GOM_NL__2PRFIN20080327_184303_000000452067_00142_31759_8691.N1	27-MAR-2008 18:43:03	Straylight	44.500	123	lot Cen	2.7500	10200.	89	31759	No
257	GOM_NL__2PRFIN20080327_184806_000000472067_00142_31759_8692.N1	27-MAR-2008 18:48:06	Straylight	46.500	106	9Bet Crv	2.6480	5600.0	93	31759	No
258	GOM_NL__2PRFIN20080327_185008_000000422067_00142_31759_8693.N1	27-MAR-2008 18:50:08	Twi_and_stray	41.500	100	4Gam Crv	2.5800	13100.	83	31759	No
259	GOM_NL__2PRFIN20080327_185528_000000462067_00142_31759_8694.N1	27-MAR-2008 18:55:28	Bright	45.500	121	29Gam Vir	2.7400	7200.0	91	31759	No
260	GOM_NL__2PRFIN20080327_190006_000000402067_00142_31759_8695.N1	27-MAR-2008 19:00:06	Bright	40.000	62	94Bet Leo	2.1360	9700.0	80	31759	No
261	GOM_NL__2PRFIN20080327_190136_000000372067_00142_31759_8696.N1	27-MAR-2008 19:01:36	Bright	37.000	96	68Del Leo	2.5600	9300.0	74	31759	No
262	GOM_NL__2PRFIN20080327_190829_000000372067_00142_31759_8697.N1	27-MAR-2008 19:08:29	Bright	37.000	174	52Psi UMa	3.0040	4400.0	74	31759	No
263	GOM_NL__2PRFIN20080327_191148_000000372067_00142_31759_8698.N1	27-MAR-2008 19:11:48	Bright	37.000	82	48Bet UMa	2.3650	10600.	74	31759	No
264	GOM_NL__2PRFIN20080327_191320_000000372067_00142_31759_8699.N1	27-MAR-2008 19:13:20	Bright	37.000	36	50Alp UMa	1.8000	6300.0	74	31759	No
265	GOM_NL__2PRFIN20080327_191954_000000392067_00142_31759_8700.N1	27-MAR-2008 19:19:54	Bright	38.500	60	7Bet UMi	2.0810	3950.0	77	31759	No
266	GOM_NL__2PRFIN20080327_192901_000000342067_00142_31759_8701.N1	27-MAR-2008 19:29:01	Bright	33.500	89	5Alp Cep	2.4510	8000.0	67	31759	No
267	GOM_NL__2PRFIN20080327_193404_000000432067_00142_31759_8702.N1	27-MAR-2008 19:34:04	Bright	42.500	144	18Del Cyg	2.8600	11000.	85	31759	No
268	GOM_NL__2PRFIN20080327_193549_000000412067_00142_31759_8703.N1	27-MAR-2008 19:35:49	Bright	40.500	66	37Gam Cyg	2.2080	5900.0	81	31759	No
269	GOM_NL__2PRFIN20080327_193745_000000412067_00142_31759_8704.N1	27-MAR-2008 19:37:45	Bright	40.500	92	53Eps Cyg	2.5000	4500.0	81	31759	No
270	GOM_NL__2PRFIN20080327_194716_000000722067_00142_31759_8705.N1	27-MAR-2008 19:47:16	Dark	72.000	11	53Alp Aql	0.76500	8000.0	144	31759	No
271	GOM_NL__2PRFIN20080327_200055_000000522067_00142_31759_8706.N1	27-MAR-2008 20:00:55	Dark	52.000	57	34Sig Sgr	2.0660	26000.	104	31759	No
272	GOM_NL__2PRFIN20080327_200431_000000532067_00143_31760_8707.N1	27-MAR-2008 20:04:31	Dark	52.500	38	20Eps Sgr	1.8360	11000.	105	31760	No
273	GOM_NL__2PRFIN20080327_200839_000000322067_00143_31760_8722.N1	27-MAR-2008 20:08:39	Dark	32.000	25	35Lam Sco	1.6200	28000.	64	31760	No
274	GOM_NL__2PRFIN20080327_201240_000000382067_00143_31760_8723.N1	27-MAR-2008 20:12:40	Dark	38.000	134	Bet TrA	2.8100	6600.0	76	31760	No
275	GOM_NL__2PRFIN20080327_201521_000000542067_00143_31760_8724.N1	27-MAR-2008 20:15:21	Dark	53.500	4	Alp1Cen	-0.010000	5800.0	107	31760	No
276	GOM_NL__2PRFIN20080327_201757_000000452067_00143_31760_8725.N1	27-MAR-2008 20:17:57	Straylight	45.000	78	Alp Lup	2.3040	28000.	90	31760	No
277	GOM_NL__2PRFIN20080327_201932_000000462067_00143_31760_8726.N1	27-MAR-2008 20:19:32	Straylight	46.000	81	Eta Cen	2.3560	28000.	92	31760	No
278	GOM_NL__2PRFIN20080327_202109_000000382067_00143_31760_8727.N1	27-MAR-2008 20:21:09	Straylight	38.000	64	Gam Cen	2.2000	10600.	76	31760	No

279	GOM_NL__2PRFIN20080327_202339_000000452067_00143_31760_8728.N1	27-MAR-2008 20:23:39	Straylight	45.000	123	lot Cen	2.7500	10200.	90	31760	No
280	GOM_NL__2PRFIN20080327_202842_000000472067_00143_31760_8729.N1	27-MAR-2008 20:28:42	Straylight	47.000	106	9Bet Crv	2.6480	5600.0	94	31760	No
281	GOM_NL__2PRFIN20080327_203044_000000442067_00143_31760_8730.N1	27-MAR-2008 20:30:44	Tw_i_and_stray	44.000	100	4Gam Crv	2.5800	13100.	88	31760	No
282	GOM_NL__2PRFIN20080327_203604_000000452067_00143_31760_8731.N1	27-MAR-2008 20:36:04	Bright	44.500	121	29Gam Vir	2.7400	7200.0	89	31760	No
283	GOM_NL__2PRFIN20080327_204041_000000412067_00143_31760_8732.N1	27-MAR-2008 20:40:41	Bright	40.500	62	94Bet Leo	2.1360	9700.0	81	31760	No
284	GOM_NL__2PRFIN20080327_204212_000000372067_00143_31760_8733.N1	27-MAR-2008 20:42:12	Bright	36.500	96	68Del Leo	2.5600	9300.0	73	31760	No
285	GOM_NL__2PRFIN20080327_204905_000000352067_00143_31760_8734.N1	27-MAR-2008 20:49:05	Bright	35.000	174	52Psi UMa	3.0040	4400.0	70	31760	No
286	GOM_NL__2PRFIN20080327_205224_000000352067_00143_31760_8735.N1	27-MAR-2008 20:52:24	Bright	35.000	82	48Bet UMa	2.3650	10600.	70	31760	No
287	GOM_NL__2PRFIN20080327_205356_000000382067_00143_31760_8736.N1	27-MAR-2008 20:53:56	Bright	37.500	36	50Alp UMa	1.8000	6300.0	75	31760	No
288	GOM_NL__2PRFIN20080327_210029_000000402067_00143_31760_8737.N1	27-MAR-2008 21:00:29	Bright	40.000	60	7Bet UMi	2.0810	3950.0	80	31760	No
289	GOM_NL__2PRFIN20080327_210937_000000362067_00143_31760_8738.N1	27-MAR-2008 21:09:37	Bright	36.000	89	5Alp Cep	2.4510	8000.0	72	31760	No
290	GOM_NL__2PRFIN20080327_211439_000000652067_00143_31760_8739.N1	27-MAR-2008 21:14:39	Bright	65.000	144	18Del Cyg	2.8600	11000.	130	31760	No
291	GOM_NL__2PRFIN20080327_211625_000000422067_00143_31760_8740.N1	27-MAR-2008 21:16:25	Bright	41.500	66	37Gam Cyg	2.2080	5900.0	83	31760	No
292	GOM_NL__2PRFIN20080327_211821_000000412067_00143_31760_8741.N1	27-MAR-2008 21:18:21	Bright	40.500	92	53Eps Cyg	2.5000	4500.0	81	31760	No
293	GOM_NL__2PRFIN20080327_212753_000000612067_00143_31760_8742.N1	27-MAR-2008 21:27:53	Dark	60.500	11	53Alp Aql	0.76500	8000.0	121	31760	No
294	GOM_NL__2PRFIN20080327_214132_000000532067_00143_31760_8743.N1	27-MAR-2008 21:41:32	Dark	53.000	57	34Sig Sgr	2.0660	26000.	106	31760	No
295	GOM_NL__2PRFIN20080327_214508_000000542067_00144_31761_8744.N1	27-MAR-2008 21:45:08	Dark	54.000	38	20Eps Sgr	1.8360	11000.	108	31761	No
296	GOM_NL__2PRFIN20080327_214916_000000322067_00144_31761_8737.N1	27-MAR-2008 21:49:16	Dark	32.000	25	35Lam Sco	1.6200	28000.	64	31761	No
297	GOM_NL__2PRFIN20080327_215317_000000402067_00144_31761_8738.N1	27-MAR-2008 21:53:17	Dark	40.000	134	Bet TrA	2.8100	6600.0	80	31761	No
298	GOM_NL__2PRFIN20080327_215558_000000442067_00144_31761_8739.N1	27-MAR-2008 21:55:58	Dark	44.000	4	Alp1Cen	-0.010000	5800.0	88	31761	No
299	GOM_NL__2PRFIN20080327_215833_000000442067_00144_31761_8740.N1	27-MAR-2008 21:58:33	Straylight	44.000	78	Alp Lup	2.3040	28000.	88	31761	No
300	GOM_NL__2PRFIN20080327_220008_000000492067_00144_31761_8741.N1	27-MAR-2008 22:00:08	Straylight	49.000	81	Eta Cen	2.3560	28000.	98	31761	No
301	GOM_NL__2PRFIN20080327_220146_000000382067_00144_31761_8742.N1	27-MAR-2008 22:01:46	Straylight	38.000	64	Gam Cen	2.2000	10600.	76	31761	No
302	GOM_NL__2PRFIN20080327_220416_000000462067_00144_31761_8743.N1	27-MAR-2008 22:04:16	Straylight	45.500	123	lot Cen	2.7500	10200.	91	31761	No
303	GOM_NL__2PRFIN20080327_220918_000000462067_00144_31761_8744.N1	27-MAR-2008 22:09:18	Straylight	46.000	106	9Bet Crv	2.6480	5600.0	92	31761	No
304	GOM_NL__2PRFIN20080327_221120_000000432067_00144_31761_8745.N1	27-MAR-2008 22:11:20	Tw_i_and_stray	43.000	100	4Gam Crv	2.5800	13100.	86	31761	No
305	GOM_NL__2PRFIN20080327_221640_000000472067_00144_31761_8746.N1	27-MAR-2008 22:16:40	Bright	47.000	121	29Gam Vir	2.7400	7200.0	94	31761	No
306	GOM_NL__2PRFIN20080327_222117_000000392067_00144_31761_8747.N1	27-MAR-2008 22:21:17	Bright	38.500	62	94Bet Leo	2.1360	9700.0	77	31761	No
307	GOM_NL__2PRFIN20080327_222248_000000352067_00144_31761_8748.N1	27-MAR-2008 22:22:48	Bright	35.000	96	68Del Leo	2.5600	9300.0	70	31761	No
308	GOM_NL__2PRFIN20080327_222941_000000362067_00144_31761_8749.N1	27-MAR-2008 22:29:41	Bright	35.500	174	52Psi UMa	3.0040	4400.0	71	31761	No
309	GOM_NL__2PRFIN20080327_223300_000000352067_00144_31761_8750.N1	27-MAR-2008 22:33:00	Bright	35.000	82	48Bet UMa	2.3650	10600.	70	31761	No
310	GOM_NL__2PRFIN20080327_223431_000000382067_00144_31761_8751.N1	27-MAR-2008 22:34:31	Bright	38.000	36	50Alp UMa	1.8000	6300.0	76	31761	No
311	GOM_NL__2PRFIN20080327_224105_000000382067_00144_31761_8752.N1	27-MAR-2008 22:41:05	Bright	37.500	60	7Bet UMi	2.0810	3950.0	75	31761	No
312	GOM_NL__2PRFIN20080327_225013_000000342067_00144_31761_8753.N1	27-MAR-2008 22:50:13	Bright	33.500	89	5Alp Cep	2.4510	8000.0	67	31761	No
313	GOM_NL__2PRFIN20080327_225515_000000442067_00144_31761_8754.N1	27-MAR-2008 22:55:15	Bright	44.000	144	18Del Cyg	2.8600	11000.	88	31761	No
314	GOM_NL__2PRFIN20080327_225701_000000432067_00144_31761_8755.N1	27-MAR-2008 22:57:01	Bright	43.000	66	37Gam Cyg	2.2080	5900.0	86	31761	No
315	GOM_NL__2PRFIN20080327_225857_000000422067_00144_31761_8756.N1	27-MAR-2008 22:58:57	Bright	42.000	92	53Eps Cyg	2.5000	4500.0	84	31761	No
316	GOM_NL__2PRFIN20080327_230829_000000602067_00144_31761_8757.N1	27-MAR-2008 23:08:29	Dark	60.000	11	53Alp Aql	0.76500	8000.0	120	31761	No
317	GOM_NL__2PRFIN20080327_232209_000000532067_00144_31761_8758.N1	27-MAR-2008 23:22:09	Dark	52.500	57	34Sig Sgr	2.0660	26000.	105	31761	No
318	GOM_NL__2PRFIN20080327_232545_000000522067_00145_31762_8754.N1	27-MAR-2008 23:25:45	Dark	51.500	38	20Eps Sgr	1.8360	11000.	103	31762	No
319	GOM_NL__2PRFIN20080327_232953_000000302067_00145_31762_8755.N1	27-MAR-2008 23:29:53	Dark	30.000	25	35Lam Sco	1.6200	28000.	60	31762	No
320	GOM_NL__2PRFIN20080327_233353_000000392067_00145_31762_8756.N1	27-MAR-2008 23:33:53	Dark	39.000	134	Bet TrA	2.8100	6600.0	78	31762	No
321	GOM_NL__2PRFIN20080327_233634_000000472067_00145_31762_8757.N1	27-MAR-2008 23:36:34	Dark	47.000	4	Alp1Cen	-0.010000	5800.0	94	31762	No
322	GOM_NL__2PRFIN20080327_233910_000000432067_00145_31762_8758.N1	27-MAR-2008 23:39:10	Straylight	42.500	78	Alp Lup	2.3040	28000.	85	31762	No
323	GOM_NL__2PRFIN20080327_234045_000000482067_00145_31762_8759.N1	27-MAR-2008 23:40:45	Straylight	47.500	81	Eta Cen	2.3560	28000.	95	31762	No
324	GOM_NL__2PRFIN20080327_234222_000000392067_00145_31762_8760.N1	27-MAR-2008 23:42:22	Straylight	38.500	64	Gam Cen	2.2000	10600.	77	31762	No
325	GOM_NL__2PRFIN20080327_234452_000000422067_00145_31762_8761.N1	27-MAR-2008 23:44:52	Straylight	41.500	123	lot Cen	2.7500	10200.	83	31762	No
326	GOM_NL__2PRFIN20080327_234954_000000482067_00145_31762_8762.N1	27-MAR-2008 23:49:54	Straylight	47.500	106	9Bet Crv	2.6480	5600.0	95	31762	No
327	GOM_NL__2PRFIN20080327_235156_000000442067_00145_31762_8763.N1	27-MAR-2008 23:51:56	Tw_i_and_stray	43.500	100	4Gam Crv	2.5800	13100.	87	31762	No
328	GOM_NL__2PRFIN20080327_235715_000000462067_00145_31762_8764.N1	27-MAR-2008 23:57:15	Bright	45.500	121	29Gam Vir	2.7400	7200.0	91	31762	No

3. Quality information per product

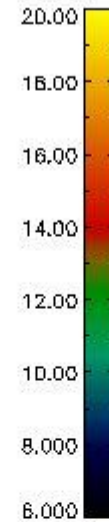
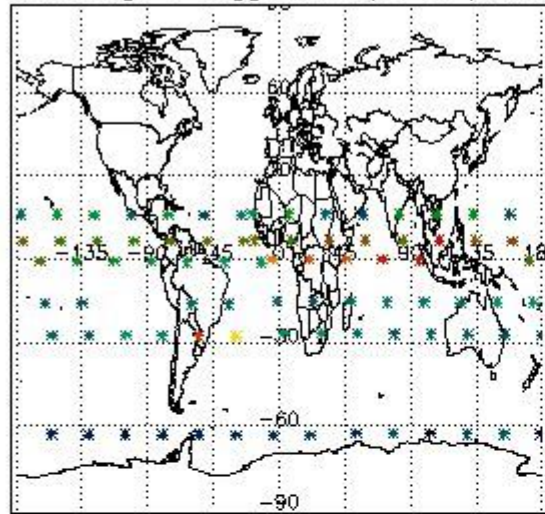
In this section it is plotted some information contained in the Quality Summary data set of the level 2 products. Only products in dark limb conditions and without errors (error flag in the MPH set to "0") are used.

3.1 Plot quality information per product (time dependant)

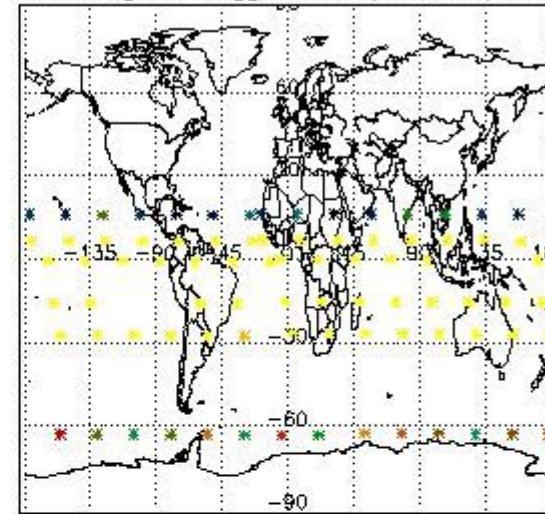


3.2 Plot quality information per product (world map)

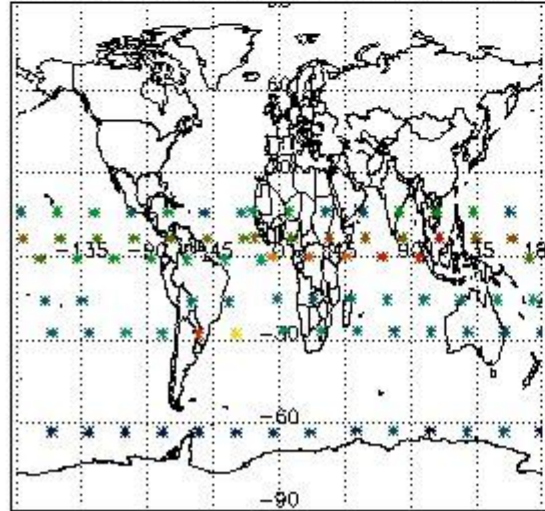
Percentage of flagged data per O3 profile



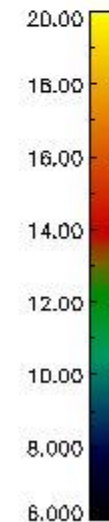
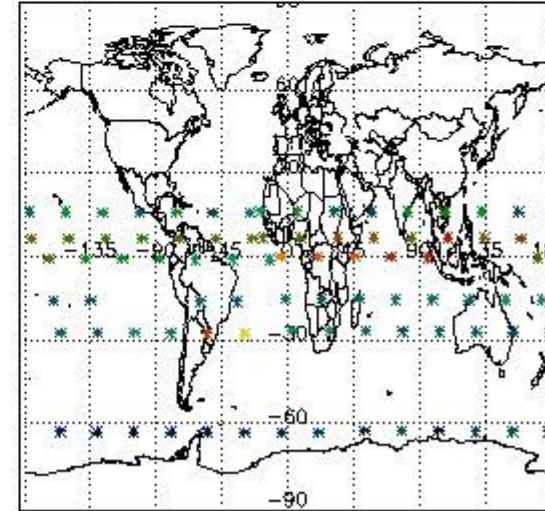
Percentage of flagged data per H2O profile



Percentage of flagged data per NO2 profile



Percentage of flagged data per NO3 profile

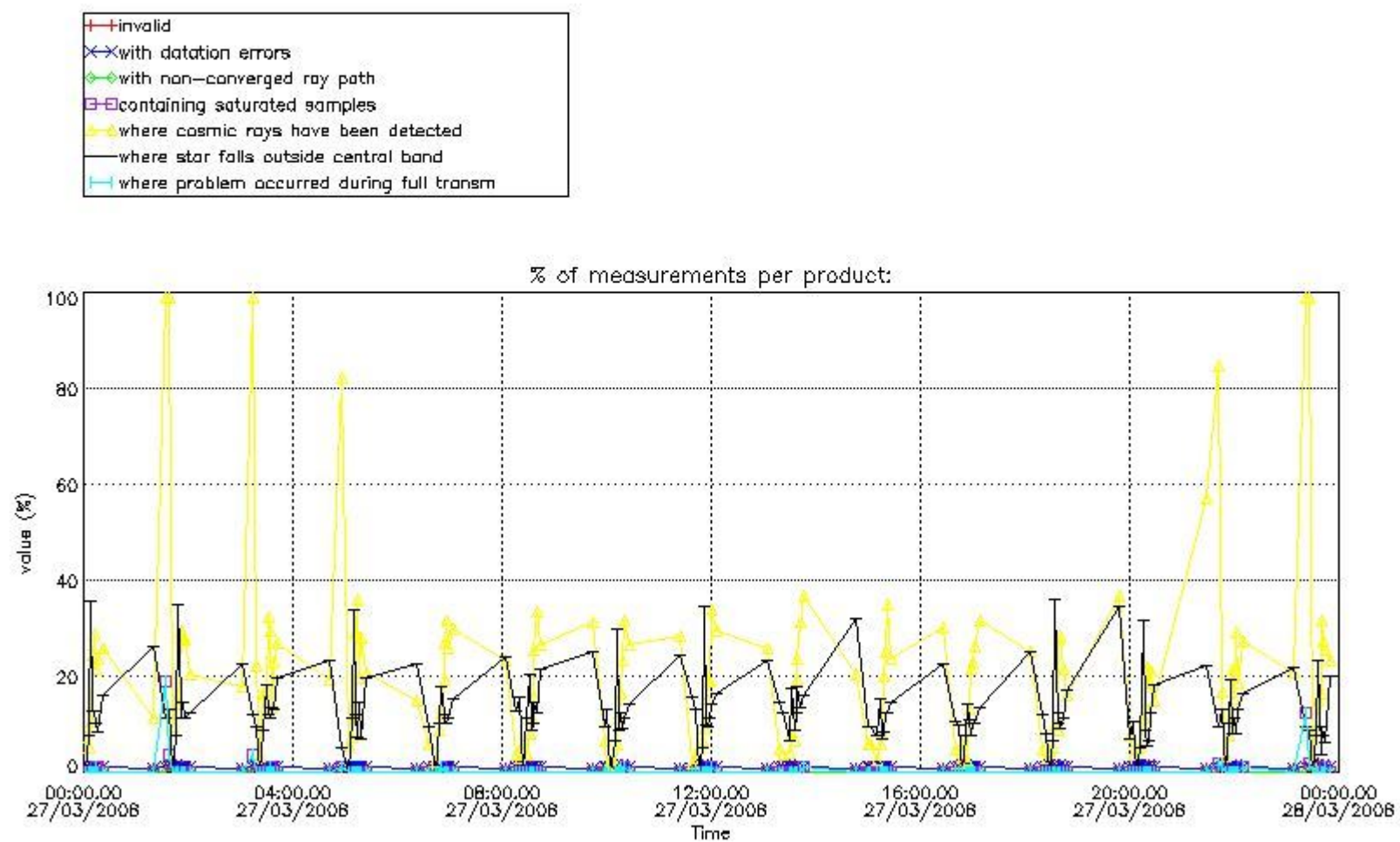


4. Level 1 quality information per product

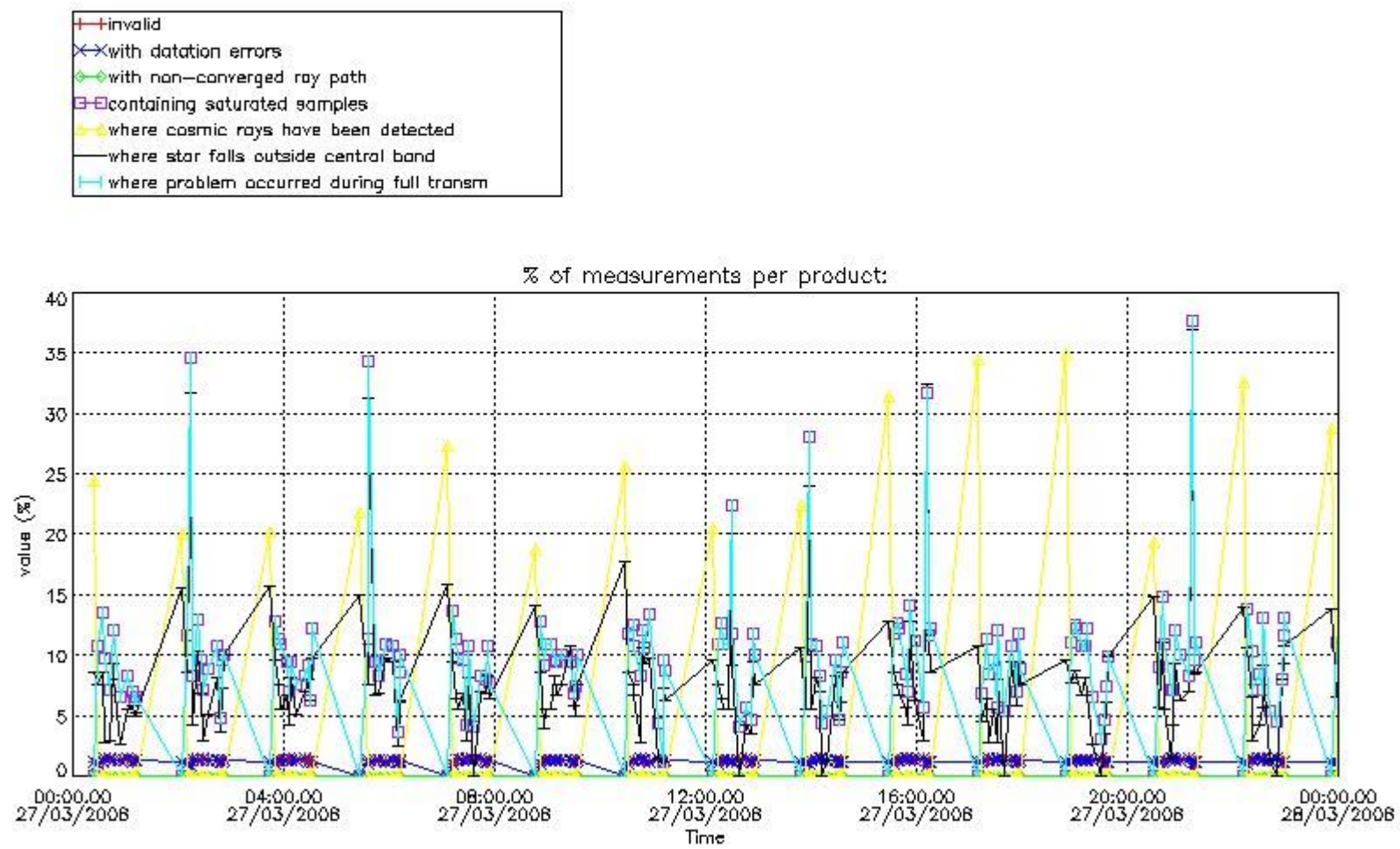
In this section it is plotted some information contained in the Quality Summary data set of the level 2 products that comes from the level 1b processing. Products without errors (error flag in the MPH set to "0") are used.

4.1 Plot quality information per product (time dependant) coming from level 1b processing

4.1.1 Plot level 1 quality information per product (time dependant): ENVISAT ASCENDING passes



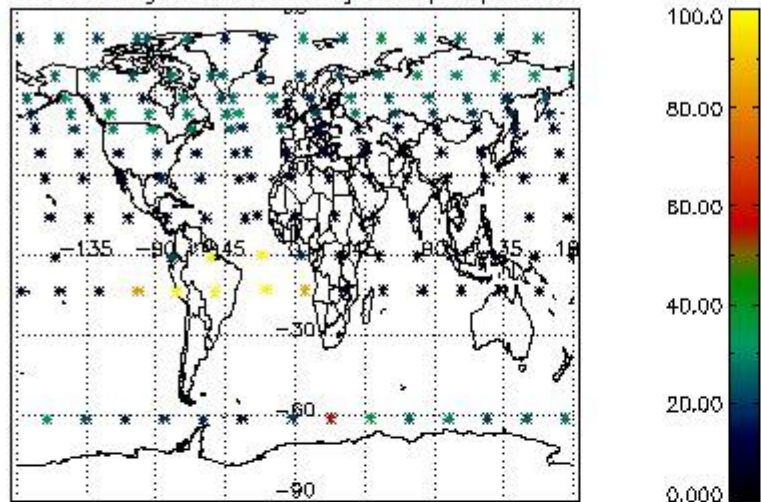
4.1.2 Plot level 1 quality information per product (time dependant): ENVI SAT DESCENDING passes



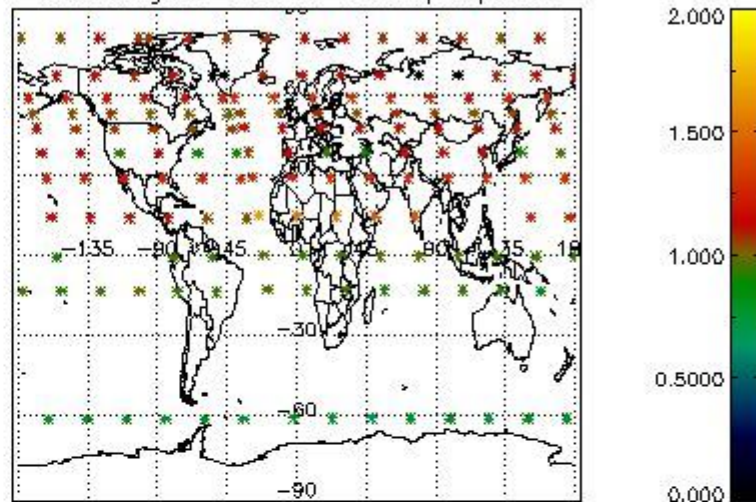
4.2 Plot quality information per product coming from level 1b processing (world map)

4.2.1 Plot level 1 quality information per product (world map): ENVISAT ASCENDING passes

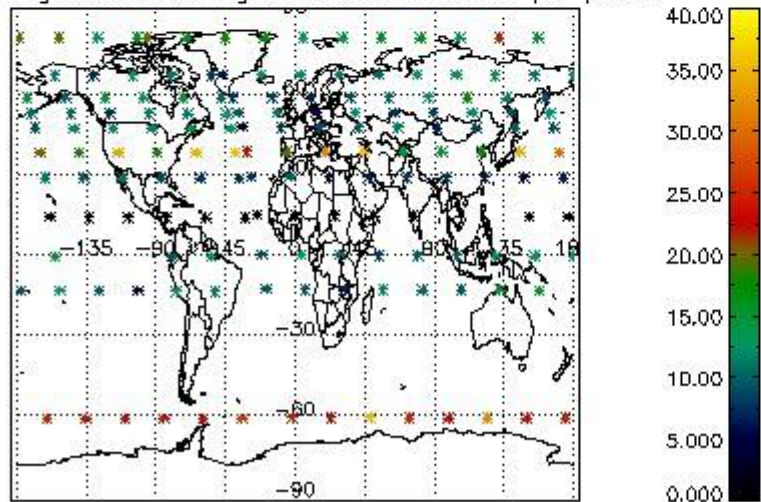
Percentage of cosmic ray hits per profile



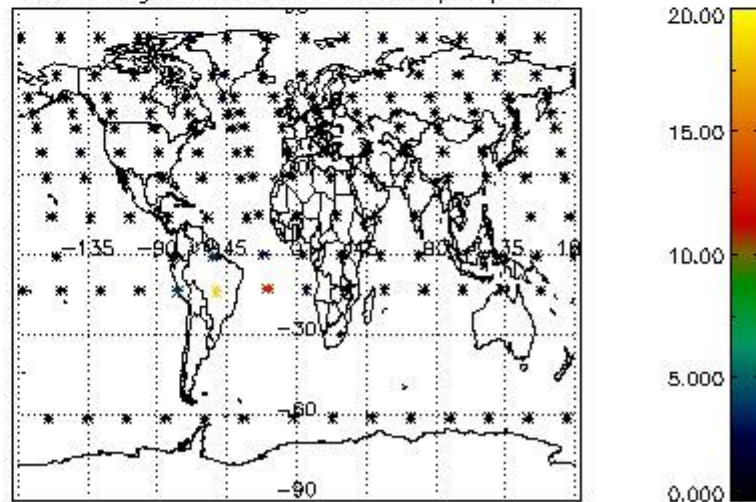
Percentage of datation errors per profile



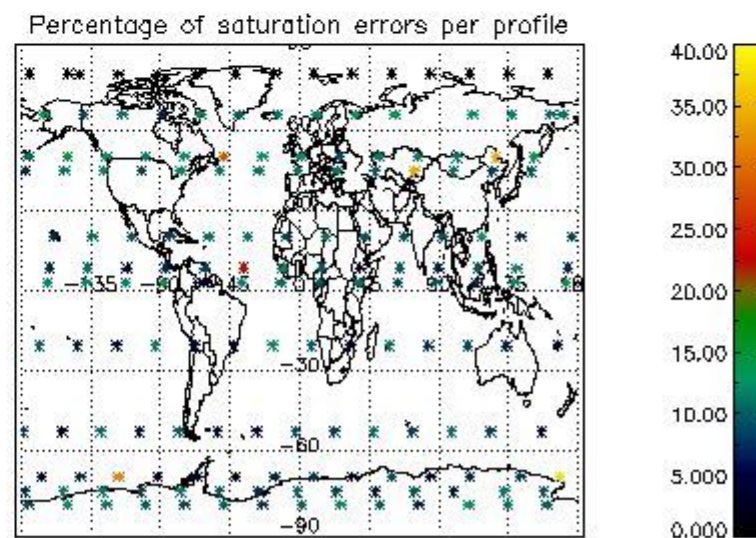
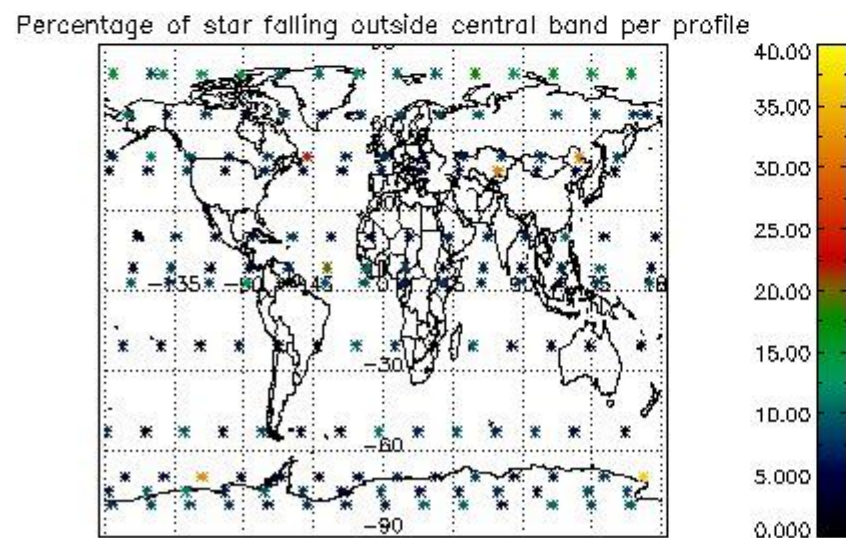
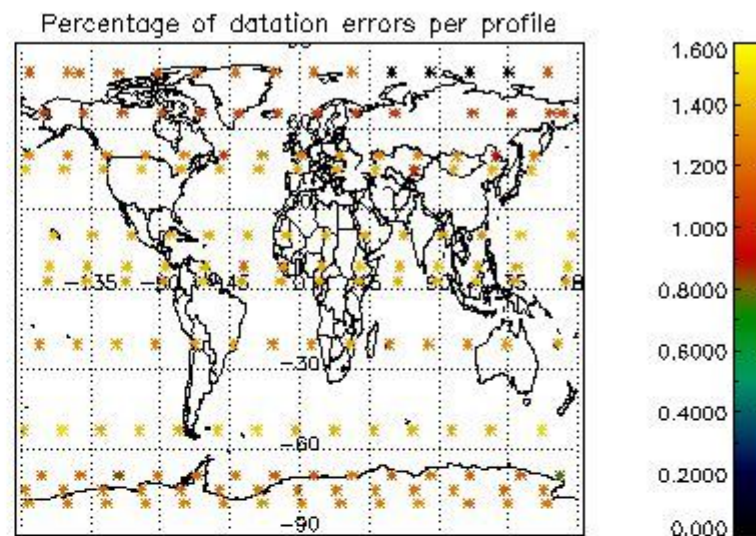
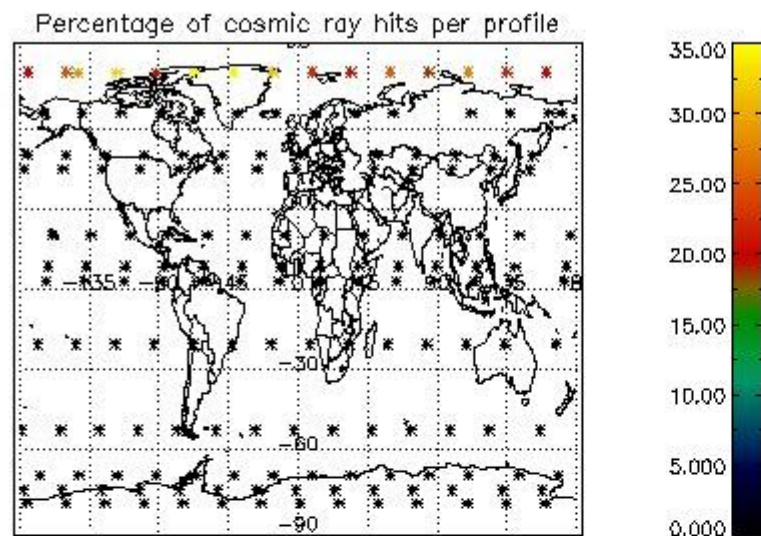
Percentage of star falling outside central band per profile



Percentage of saturation errors per profile



4.2.2 Plot level 1 quality information per product (world map): ENVISAT DESCENDING passes



5. Trace gas profiles

5.1 Ozone statistics based on quality of products

The final quality of the products can be "measured" using the STD (Standard Deviation) attached to every point profile. This information is written to the parameter GOM_NL__2P/NL_LOCAL_SPECIES_DENSITY/o3_std of the level 2 products. The table below shows the statistics for given STD ranges.

The statistics are given with respect to the overall valid production:

- Products without fatal errors: GOM_NL__2P/MPH/PRODUCT_ERR=0
- Valid point profile: GOM_NL__2P/NL_LOCAL_SPECIES_DENSITY/pcd(0)=0

The 'Criteria' is applied to valid points of dark limb products:

- Products in dark limb illumination condition: GOM_NL__2P/NL_SUMMARY_QUALITY/obs_ill_cond=0
- Products without fatal errors: GOM_NL__2P/MPH/PRODUCT_ERR=0
- Valid point profile: GOM_NL__2P/NL_LOCAL_SPECIES_DENSITY/pcd(0)=0

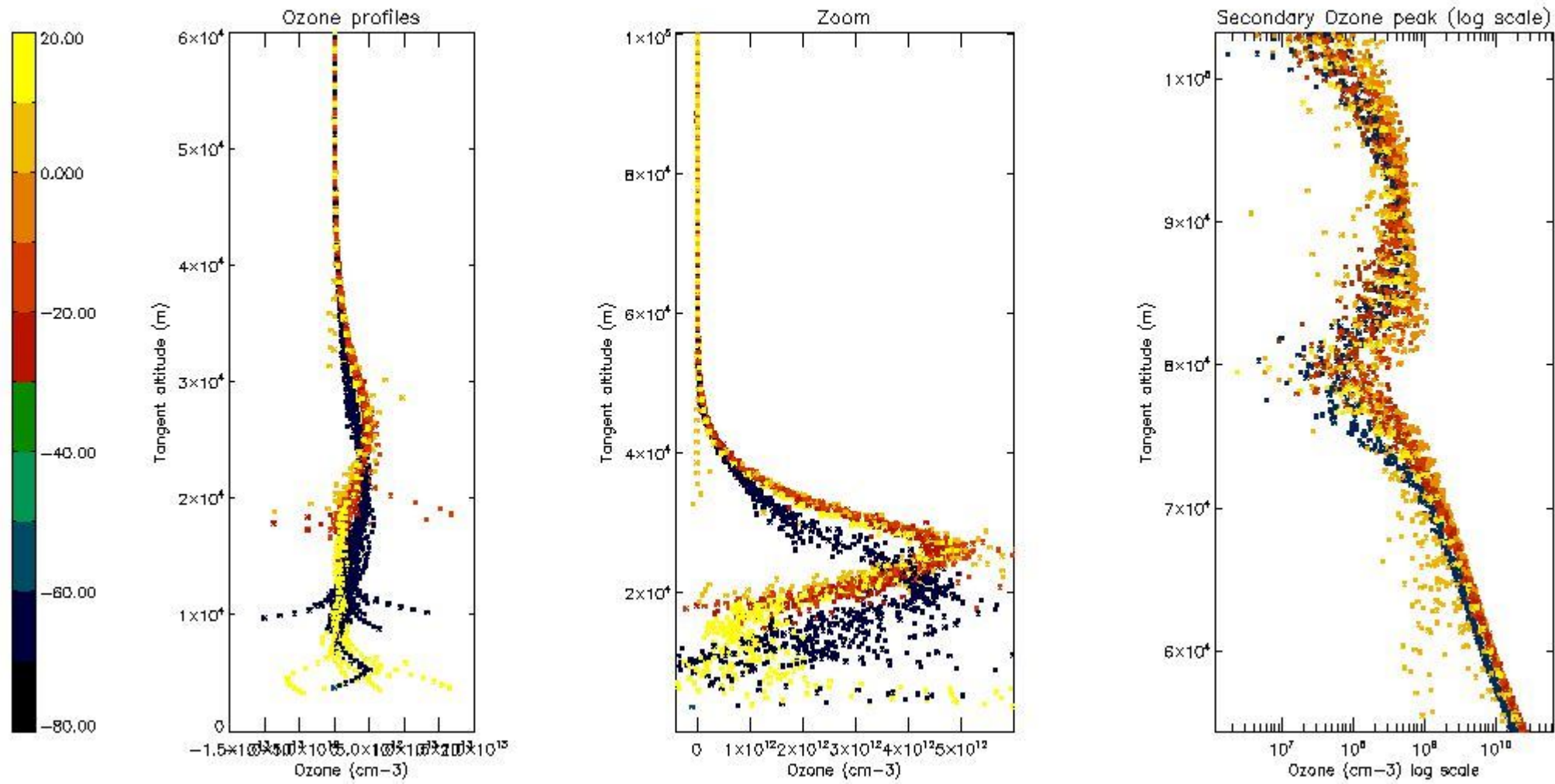
So, the table below shows the percentage of dark limb and valid observations for each criteria with respect to the overall valid daily observations.

Criteria	% of total production
All STD	30
STD < 20	19

STD < 10	15
STD < 5	12

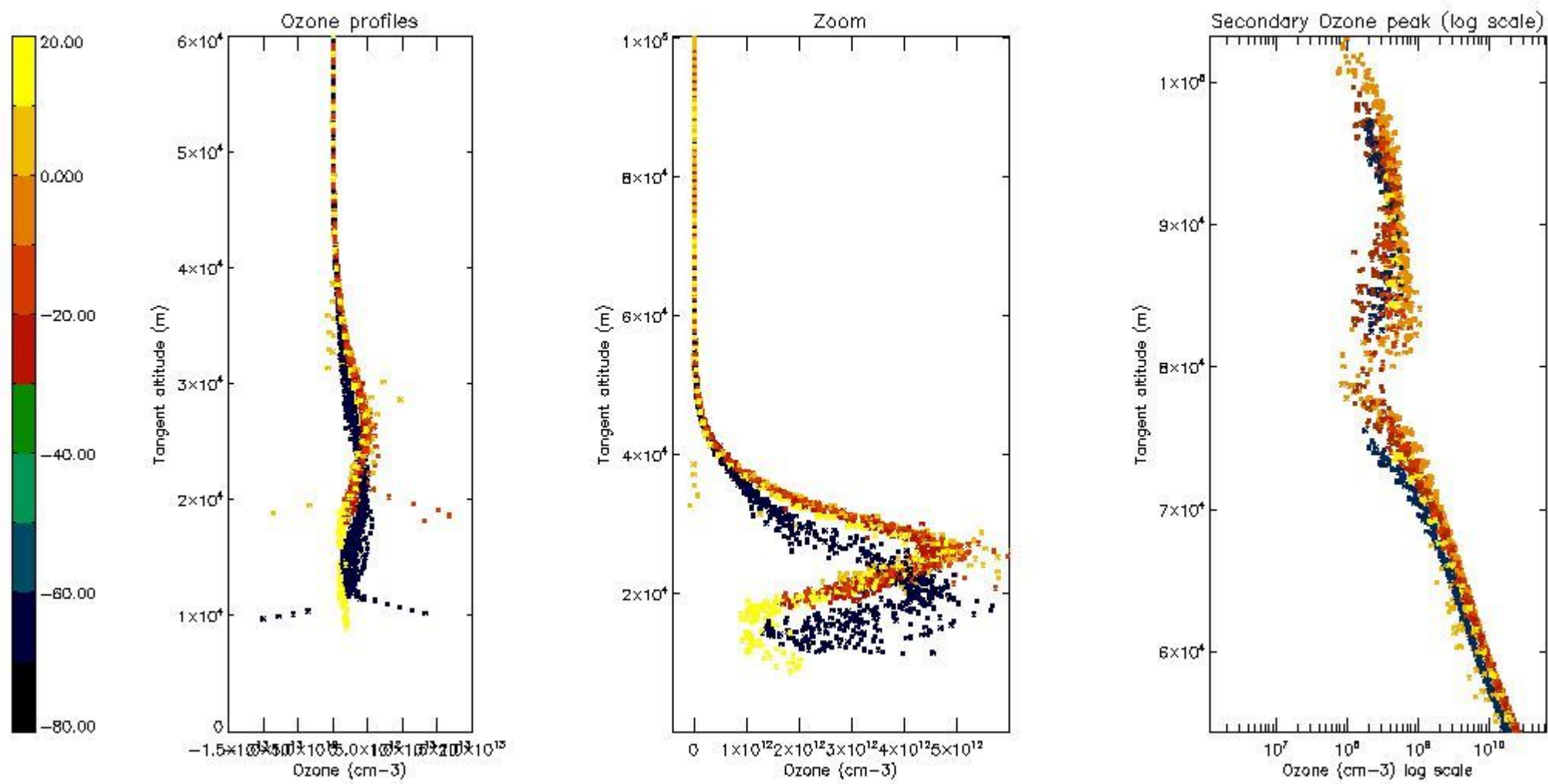
5.2 Plot ozone profiles for all STD (dark without errors)

The colorbar represents the latitude.



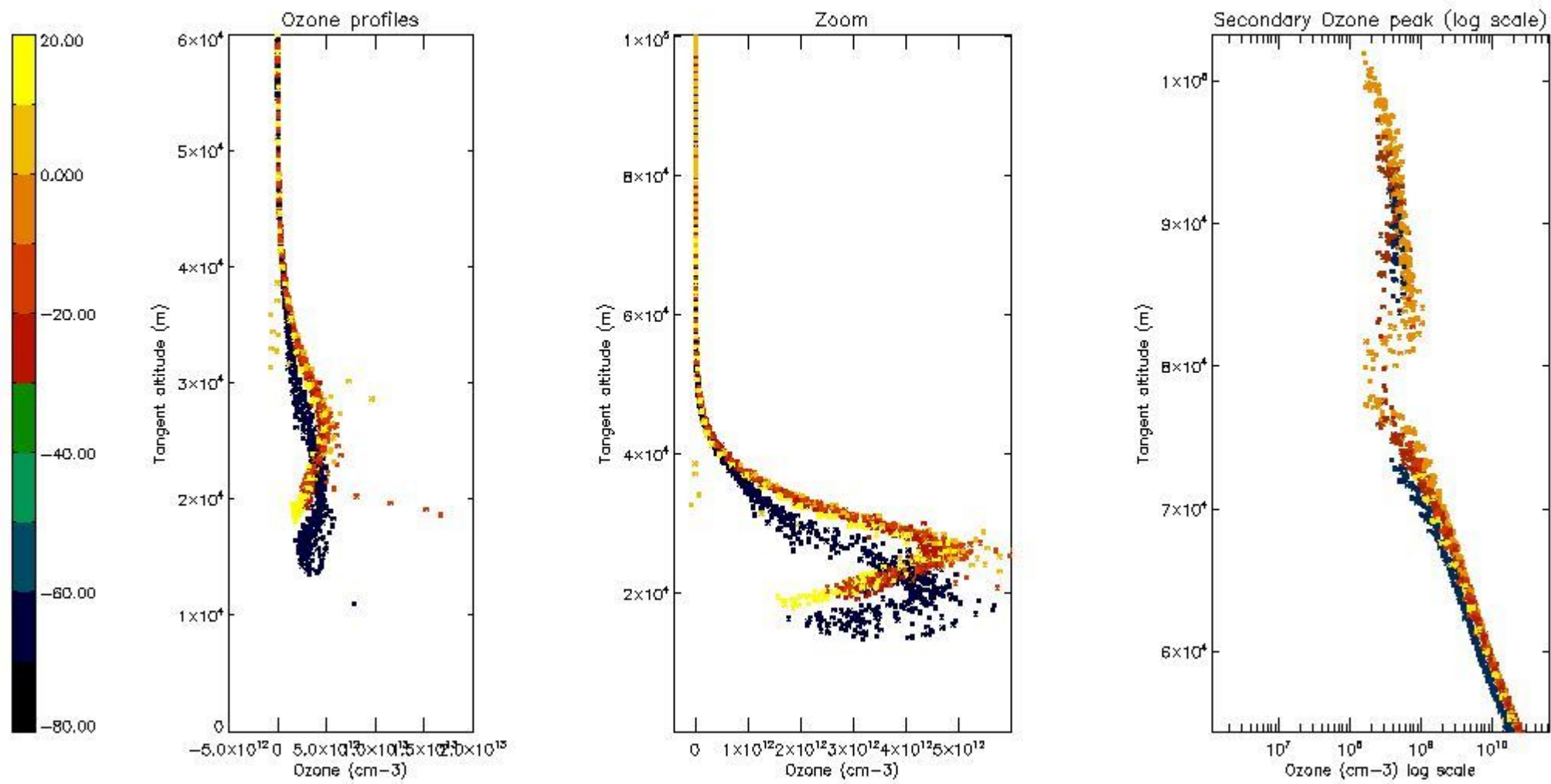
5.3 Plot ozone profiles where STD < 20% (dark without errors)

The colorbar represents the latitude.



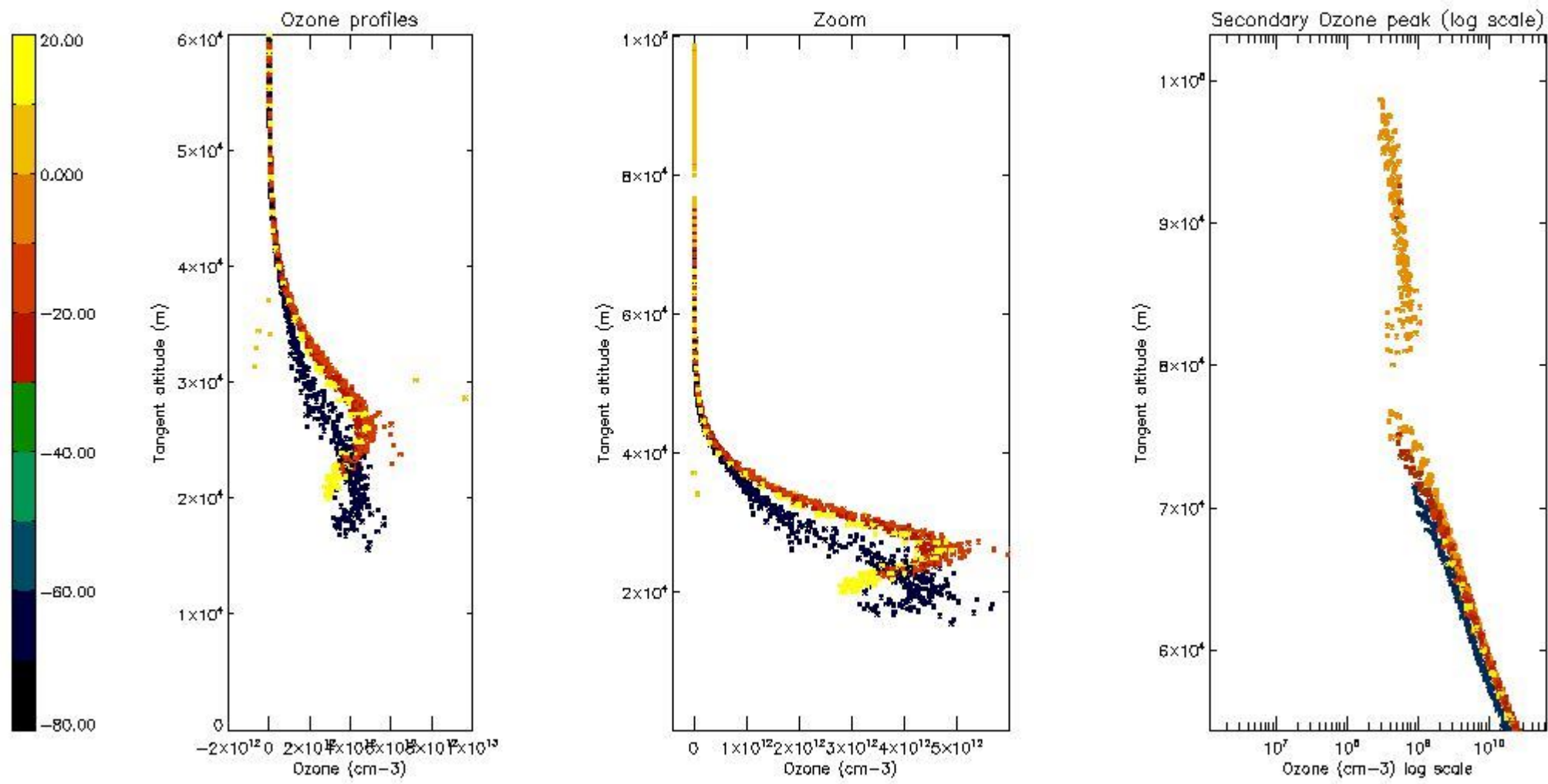
5.4 Plot ozone profiles where STD < 10% (dark without errors)

The colorbar represents the latitude.



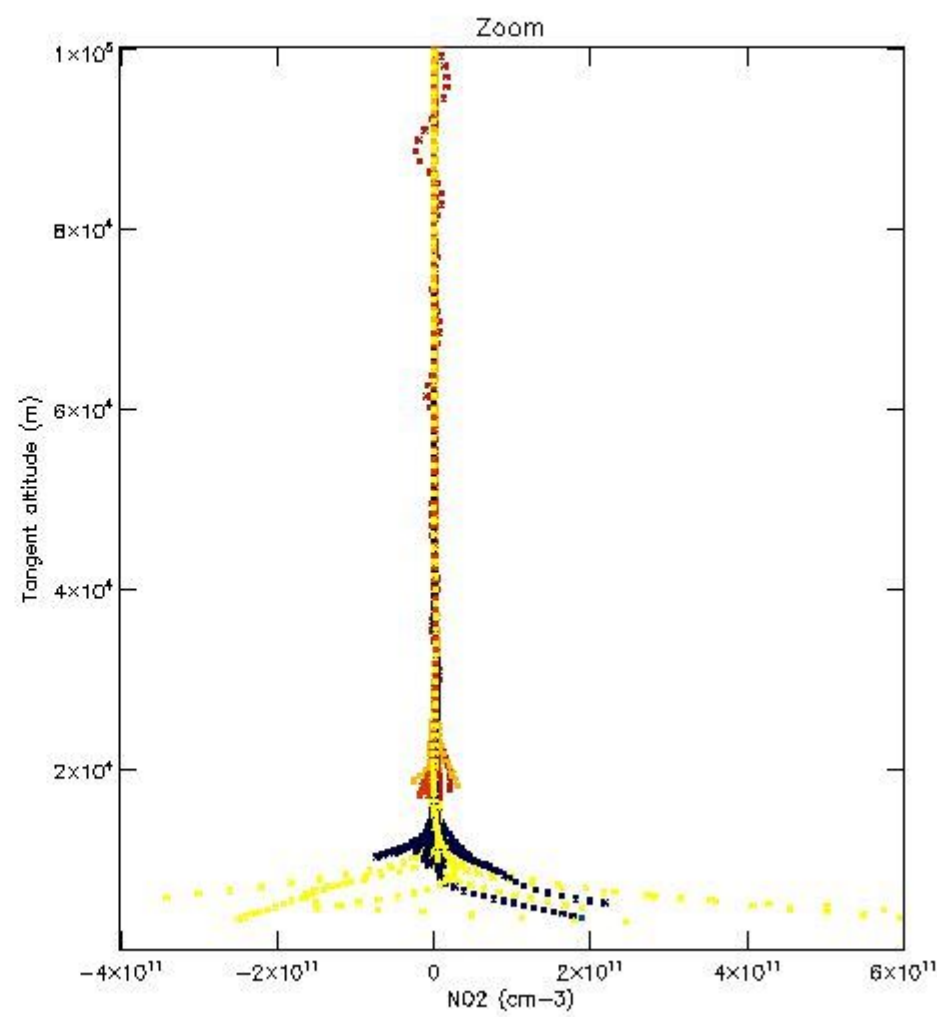
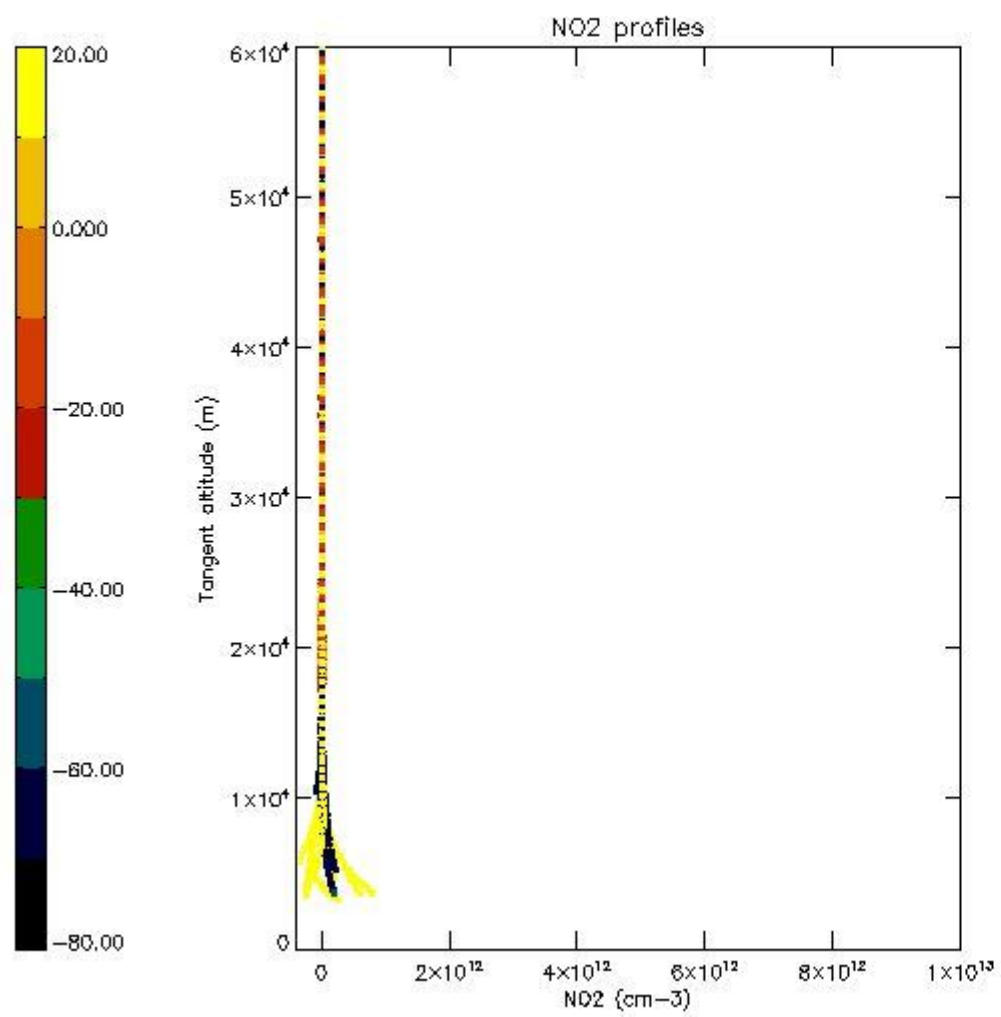
5.5 Plot ozone profiles where STD < 5% (dark without errors)

The colorbar represents the latitude.



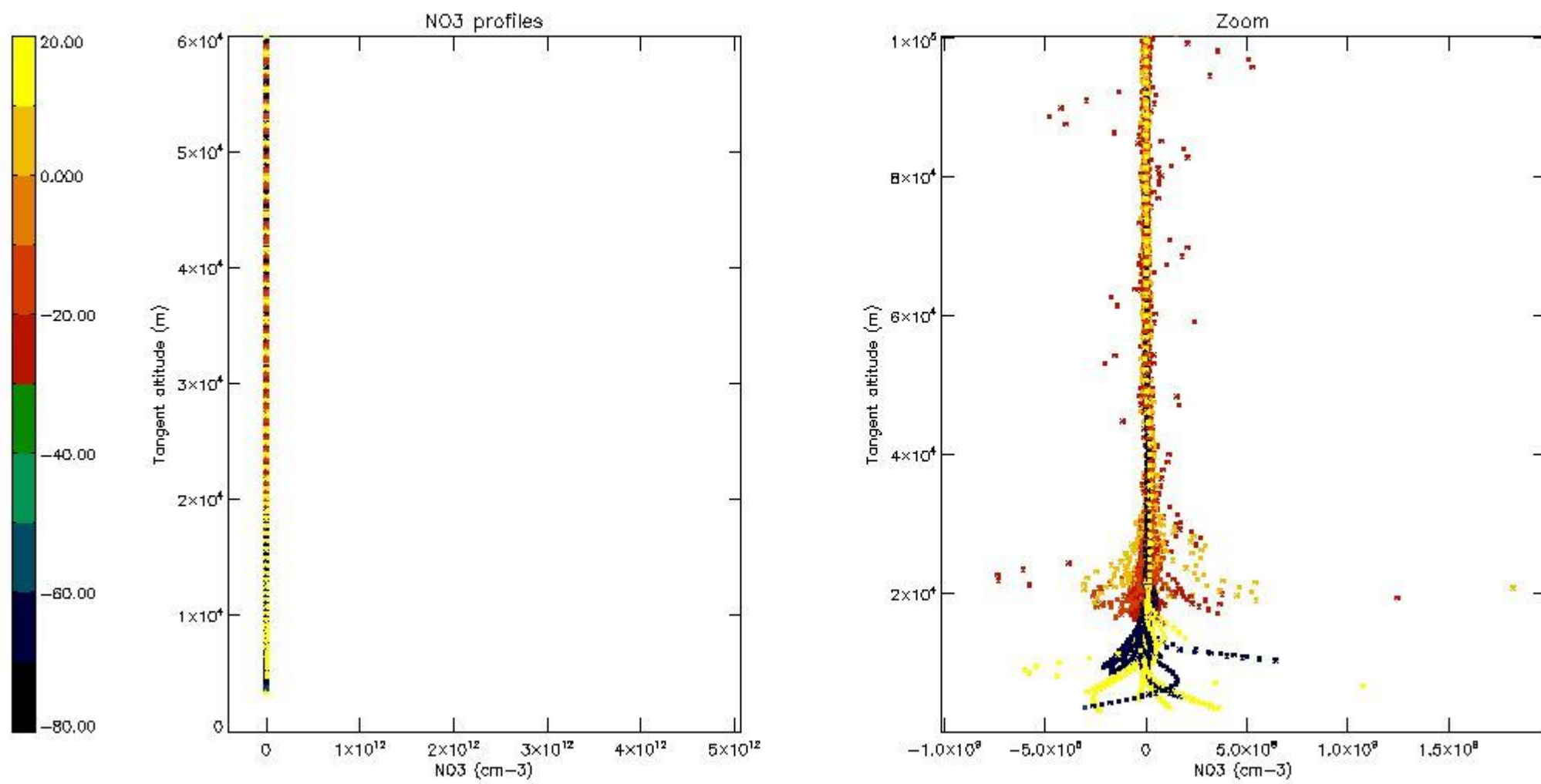
5.6 Plot NO₂ profiles for all STD (dark without errors)

The colorbar represents the latitude.



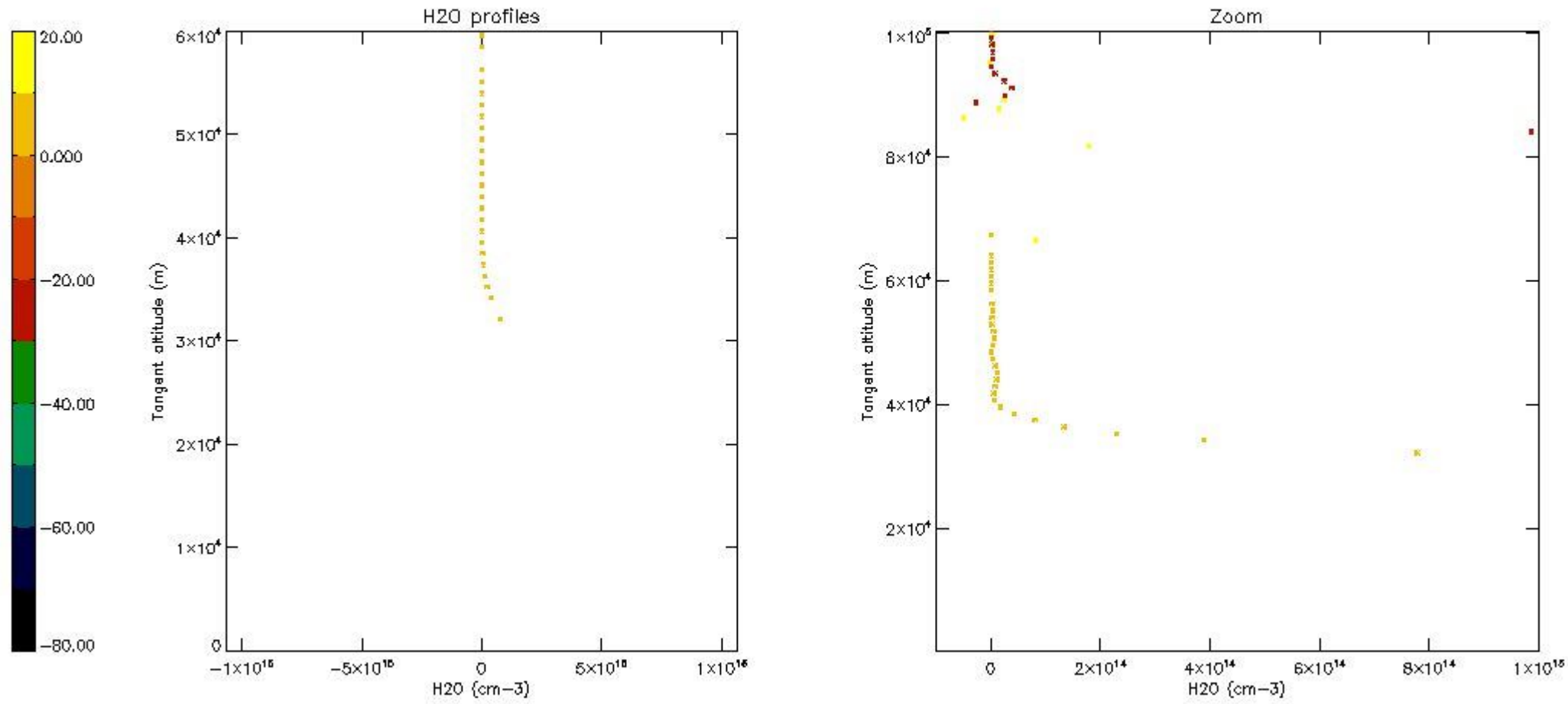
5.7 Plot NO3 profiles for all STD (dark without errors)

The colorbar represents the latitude.



5.8 Plot H₂O profiles for all STD (only for occultations of stars 1,2,3,4,13,14,16,26,63 dark without errors)

The colorbar represents the latitude.



6. Auxiliary Data Files used for the production reported in section 2

The number reported in the third column indicates since which file (see list in section 2) the corresponding auxiliary file has been used. The fourth column is the date of those product files.

Type	Auxiliary Filename	Used since product	Used since product date
INST_PHYS_CHARACTERISTICS	GOM_INS_AXVIEC20091111_143220_20030716_120000_20500101_000000	1	27-MAR-2008 00:01:11
LEVEL-2_PROC_CONFIG	GOM_PR2_AXVIEC20091111_152718_20020301_000000_20500101_000000	1	27-MAR-2008 00:01:11
CROSS_SECTIONS_FILE	GOM_CRS_AXVIEC20091111_154832_20020301_000000_20500101_000000	1	27-MAR-2008 00:01:11

GOMOS Level 2 Daily Report

SUMMARY

[1. General Info](#)

[2. Summary of processed GOM_NL_2P products](#)

[3. Level 2 Quality information per product](#)

[3.1 Plot of level 2 quality information per product \(time dependant\)](#)

[3.2 Plot of level 2 quality information per product \(world map\)](#)

[4. Level 1 Quality information per product \(stored on level 2 products\)](#)

[4.1 Plot of level 1 quality information per product \(time dependant\)](#)

[4.1.1 Plot of level 1 quality information per product \(time dependant\): ASCENDING](#)

[4.1.2 Plot of level 1 quality information per product \(time dependant\): DESCENDING](#)

[4.2 Plot of level 1 quality information per product \(world map\)](#)

[4.2.1 Plot of level 1 quality information per product \(world map\): ASCENDING](#)

[4.2.2 Plot of level 1 quality information per product \(world map\): DESCENDING](#)

[5. Ozone profiles based on quality statistics and other trace gas profiles](#)

[5.1 Ozone statistics based on quality of products](#)

[5.2 Plot ozone profiles for all STD \(dark without errors\)](#)

[5.3 Plot ozone profiles where STD < 20% \(dark without errors\)](#)

[5.4. Plot ozone profiles where STD < 10% \(dark without errors\)](#)

[5.5. Plot ozone profiles where STD < 5% \(dark without errors\)](#)

[5.6 Plot NO2 profiles for all STD \(dark without errors\)](#)

[5.7 Plot NO3 profiles for all STD \(dark without errors\)](#)

[5.8 Plot H2O profiles \(only for occultations of stars 1,2,3,4,13,14,16,26,63 dark without errors\) for all STD](#)

[6. Auxiliary Data Files used for the production reported in section 2](#)

This report presents the daily analysis on parameters extracted from GOMOS level 2 data (GOM_NL__2P). It is intended to monitor some important parameters that will impact the quality of these products. A list of level 2 products (and content) that have arrived during the reporting day to the PCF is also given.

Item	Value
Time of report generation	25APR2013 12:13:12
Data source version	GOMOS/6.01
Start time of products	27-03-2008 (27MAR2008 00:00:00)
Stop time of products	28-03-2008 (28MAR2008 00:00:00)
Store outputs in DB	Yes
Nb of level 2 prods	328
Nb of prods with errors	1

2. Summary of processed GOM_NL__2P products.

Nr	Filename	UTC Start time	Limb	Duration	Star Id	Star Name	Star Mag	Star Temp	Nb Meas	Orbit	Prod. error
1	GOM_NL__2PRFIN20080327_000111_000000482067_00131_31748_8527.N1	27-MAR-2008 00:01:11	Dark	48.000	25	35Lam Sco	1.6200	28000.	96	31748	No
2	GOM_NL__2PRFIN20080327_000523_000000402067_00131_31748_8528.N1	27-MAR-2008 00:05:23	Dark	39.500	134	Bet TrA	2.8100	6600.0	79	31748	No
3	GOM_NL__2PRFIN20080327_000804_000000562067_00131_31748_8529.N1	27-MAR-2008 00:08:04	Dark	56.000	4	Alp1Cen	-0.010000	5800.0	112	31748	No
4	GOM_NL__2PRFIN20080327_001037_000000472067_00131_31748_8530.N1	27-MAR-2008 00:10:37	Straylight	47.000	78	Alp Lup	2.3040	28000.	94	31748	No
5	GOM_NL__2PRFIN20080327_001212_000000512067_00131_31748_8531.N1	27-MAR-2008 00:12:12	Straylight	50.500	81	Eta Cen	2.3560	28000.	101	31748	No
6	GOM_NL__2PRFIN20080327_001354_000000402067_00131_31748_8532.N1	27-MAR-2008 00:13:54	Straylight	39.500	64	Gam Cen	2.2000	10600.	79	31748	No
7	GOM_NL__2PRFIN20080327_001623_000000432067_00131_31748_8533.N1	27-MAR-2008 00:16:23	Straylight	42.500	123	lot Cen	2.7500	10200.	85	31748	No
8	GOM_NL__2PRFIN20080327_002128_000000472067_00131_31748_8534.N1	27-MAR-2008 00:21:28	Straylight	46.500	106	9Bet Crv	2.6480	5600.0	93	31748	No
9	GOM_NL__2PRFIN20080327_002331_000000412067_00131_31748_8535.N1	27-MAR-2008 00:23:31	Twilight_stray	41.000	100	4Gam Crv	2.5800	13100.	82	31748	No
10	GOM_NL__2PRFIN20080327_002855_000000472067_00131_31748_8536.N1	27-MAR-2008 00:28:55	Bright	46.500	121	29Gam Vir	2.7400	7200.0	93	31748	No
11	GOM_NL__2PRFIN20080327_003332_000000412067_00131_31748_8537.N1	27-MAR-2008 00:33:32	Bright	40.500	62	94Bet Leo	2.1360	9700.0	81	31748	No
12	GOM_NL__2PRFIN20080327_003502_000000362067_00131_31748_8538.N1	27-MAR-2008 00:35:02	Bright	36.000	96	68Del Leo	2.5600	9300.0	72	31748	No
13	GOM_NL__2PRFIN20080327_004155_000000352067_00131_31748_8539.N1	27-MAR-2008 00:41:55	Bright	35.000	174	52Psi UMa	3.0040	4400.0	70	31748	No
14	GOM_NL__2PRFIN20080327_004514_000000382067_00131_31748_8540.N1	27-MAR-2008 00:45:14	Bright	37.500	82	48Bet UMa	2.3650	10600.	75	31748	No
15	GOM_NL__2PRFIN20080327_004645_000000382067_00131_31748_8541.N1	27-MAR-2008 00:46:45	Bright	37.500	36	50Alp UMa	1.8000	6300.0	75	31748	No
16	GOM_NL__2PRFIN20080327_005322_000000382067_00131_31748_8542.N1	27-MAR-2008 00:53:22	Bright	38.000	60	7Bet UMi	2.0810	3950.0	76	31748	No
17	GOM_NL__2PRFIN20080327_010226_000000362067_00131_31748_8543.N1	27-MAR-2008 01:02:26	Bright	36.000	89	5Alp Cep	2.4510	8000.0	72	31748	No
18	GOM_NL__2PRFIN20080327_010729_000000432067_00131_31748_8544.N1	27-MAR-2008 01:07:29	Bright	43.000	144	18Del Cyg	2.8600	11000.	86	31748	No
19	GOM_NL__2PRFIN20080327_010913_000000402067_00131_31748_8545.N1	27-MAR-2008 01:09:13	Bright	40.000	66	37Gam Cyg	2.2080	5900.0	80	31748	No
20	GOM_NL__2PRFIN20080327_011108_000000392067_00131_31748_8546.N1	27-MAR-2008 01:11:08	Bright	38.500	92	53Eps Cyg	2.5000	4500.0	77	31748	No
21	GOM_NL__2PRFIN20080327_012034_000000632067_00131_31748_8547.N1	27-MAR-2008 01:20:34	Dark	63.000	11	53Alp Aql	0.76500	8000.0	126	31748	No
22	GOM_NL__2PRFIN20080327_013406_000000532067_00131_31748_8548.N1	27-MAR-2008 01:34:06	Dark	53.000	57	34Sig Sgr	2.0660	26000.	106	31748	No
23	GOM_NL__2PRFIN20080327_013742_000000542067_00131_31748_8549.N1	27-MAR-2008 01:37:42	Dark	53.500	38	20Eps Sgr	1.8360	11000.	107	31748	No
24	GOM_NL__2PRFIN20080327_014149_000000482067_00132_31749_8540.N1	27-MAR-2008 01:41:49	Dark	48.000	25	35Lam Sco	1.6200	28000.	96	31749	No
25	GOM_NL__2PRFIN20080327_014559_000000392067_00132_31749_8541.N1	27-MAR-2008 01:45:59	Dark	39.000	134	Bet TrA	2.8100	6600.0	78	31749	No
26	GOM_NL__2PRFIN20080327_014841_000000562067_00132_31749_8542.N1	27-MAR-2008 01:48:41	Dark	56.000	4	Alp1Cen	-0.010000	5800.0	112	31749	No
27	GOM_NL__2PRFIN20080327_015114_000000482067_00132_31749_8543.N1	27-MAR-2008 01:51:14	Straylight	48.000	78	Alp Lup	2.3040	28000.	96	31749	No
28	GOM_NL__2PRFIN20080327_015249_000000492067_00132_31749_8544.N1	27-MAR-2008 01:52:49	Straylight	49.000	81	Eta Cen	2.3560	28000.	98	31749	No
29	GOM_NL__2PRFIN20080327_015430_000000422067_00132_31749_8545.N1	27-MAR-2008 01:54:30	Straylight	41.500	64	Gam Cen	2.2000	10600.	83	31749	No
30	GOM_NL__2PRFIN20080327_015659_000000452067_00132_31749_8546.N1	27-MAR-2008 01:56:59	Straylight	45.000	123	lot Cen	2.7500	10200.	90	31749	No
31	GOM_NL__2PRFIN20080327_020204_000000442067_00132_31749_8547.N1	27-MAR-2008 02:02:04	Straylight	44.000	106	9Bet Crv	2.6480	5600.0	88	31749	No
32	GOM_NL__2PRFIN20080327_020407_000000452067_00132_31749_8548.N1	27-MAR-2008 02:04:07	Twilight_stray	45.000	100	4Gam Crv	2.5800	13100.	90	31749	No
33	GOM_NL__2PRFIN20080327_020931_000000472067_00132_31749_8549.N1	27-MAR-2008 02:09:31	Bright	47.000	121	29Gam Vir	2.7400	7200.0	94	31749	No
34	GOM_NL__2PRFIN20080327_021408_000000542067_00132_31749_8550.N1	27-MAR-2008 02:14:08	Bright	53.500	62	94Bet Leo	2.1360	9700.0	107	31749	No
35	GOM_NL__2PRFIN20080327_021537_000000362067_00132_31749_8551.N1	27-MAR-2008 02:15:37	Bright	36.000	96	68Del Leo	2.5600	9300.0	72	31749	No
36	GOM_NL__2PRFIN20080327_022231_000000392067_00132_31749_8552.N1	27-MAR-2008 02:22:31	Bright	38.500	174	52Psi UMa	3.0040	4400.0	77	31749	No
37	GOM_NL__2PRFIN20080327_022550_000000372067_00132_31749_8553.N1	27-MAR-2008 02:25:50	Bright	36.500	82	48Bet UMa	2.3650	10600.	73	31749	No
38	GOM_NL__2PRFIN20080327_022721_000000352067_00132_31749_8554.N1	27-MAR-2008 02:27:21	Bright	35.000	36	50Alp UMa	1.8000	6300.0	70	31749	No
39	GOM_NL__2PRFIN20080327_023358_000000402067_00132_31749_8555.N1	27-MAR-2008 02:33:58	Bright	39.500	60	7Bet UMi	2.0810	3950.0	79	31749	No
40	GOM_NL__2PRFIN20080327_024302_000000372067_00132_31749_8556.N1	27-MAR-2008 02:43:02	Bright	37.000	89	5Alp Cep	2.4510	8000.0	74	31749	No
41	GOM_NL__2PRFIN20080327_024805_000000422067_00132_31749_8557.N1	27-MAR-2008 02:48:05	Bright	42.000	144	18Del Cyg	2.8600	11000.	84	31749	No
42	GOM_NL__2PRFIN20080327_024950_000000422067_00132_31749_8558.N1	27-MAR-2008 02:49:50	Bright	41.500	66	37Gam Cyg	2.2080	5900.0	83	31749	No

43	GOM_NL__2PRFIN20080327_025144_000000402067_00132_31749_8559.N1	27-MAR-2008 02:51:44	Bright	40.000	92	53Eps Cyg	2.5000	4500.0	80	31749	No
44	GOM_NL__2PRFIN20080327_030110_000000602067_00132_31749_8560.N1	27-MAR-2008 03:01:10	Dark	59.500	11	53Alp Aql	0.76500	8000.0	119	31749	No
45	GOM_NL__2PRFIN20080327_031443_000000542067_00132_31749_8561.N1	27-MAR-2008 03:14:43	Dark	54.000	57	34Sig Sgr	2.0660	26000.	108	31749	No
46	GOM_NL__2PRFIN20080327_031819_000000522067_00132_31749_8562.N1	27-MAR-2008 03:18:19	Dark	52.000	38	20Eps Sgr	1.8360	11000.	104	31749	No
47	GOM_NL__2PRFIN20080327_032226_000000452067_00133_31750_8550.N1	27-MAR-2008 03:22:26	Dark	45.000	25	35Lam Sco	1.6200	28000.	90	31750	No
48	GOM_NL__2PRFIN20080327_032636_000000402067_00133_31750_8551.N1	27-MAR-2008 03:26:36	Dark	39.500	134	Bet TrA	2.8100	6600.0	79	31750	No
49	GOM_NL__2PRFIN20080327_032917_000000442067_00133_31750_8552.N1	27-MAR-2008 03:29:17	Dark	44.000	4	Alp1Cen	-0.010000	5800.0	88	31750	No
50	GOM_NL__2PRFIN20080327_033150_000000472067_00133_31750_8553.N1	27-MAR-2008 03:31:50	Straylight	46.500	78	Alp Lup	2.3040	28000.	93	31750	No
51	GOM_NL__2PRFIN20080327_033325_000000492067_00133_31750_8554.N1	27-MAR-2008 03:33:25	Straylight	49.000	81	Eta Cen	2.3560	28000.	98	31750	No
52	GOM_NL__2PRFIN20080327_033507_000000412067_00133_31750_8555.N1	27-MAR-2008 03:35:07	Straylight	40.500	64	Gam Cen	2.2000	10600.	81	31750	No
53	GOM_NL__2PRFIN20080327_033736_000000462067_00133_31750_8556.N1	27-MAR-2008 03:37:36	Straylight	46.000	123	lot Cen	2.7500	10200.	92	31750	No
54	GOM_NL__2PRFIN20080327_034240_000000492067_00133_31750_8557.N1	27-MAR-2008 03:42:40	Straylight	48.500	106	9Bet Crv	2.6480	5600.0	97	31750	No
55	GOM_NL__2PRFIN20080327_034443_000000452067_00133_31750_8558.N1	27-MAR-2008 03:44:43	Tw_i_and_stray	44.500	100	4Gam Crv	2.5800	13100.	89	31750	No
56	GOM_NL__2PRFIN20080327_035006_000000472067_00133_31750_8559.N1	27-MAR-2008 03:50:06	Bright	47.000	121	29Gam Vir	2.7400	7200.0	94	31750	No
57	GOM_NL__2PRFIN20080327_035444_000000402067_00133_31750_8560.N1	27-MAR-2008 03:54:44	Bright	39.500	62	94Bet Leo	2.1360	9700.0	79	31750	No
58	GOM_NL__2PRFIN20080327_035613_000000372067_00133_31750_8561.N1	27-MAR-2008 03:56:13	Bright	36.500	96	68Del Leo	2.5600	9300.0	73	31750	No
59	GOM_NL__2PRFIN20080327_040307_000000372067_00133_31750_8562.N1	27-MAR-2008 04:03:07	Bright	37.000	174	52Psi UMa	3.0040	4400.0	74	31750	No
60	GOM_NL__2PRFIN20080327_040626_000000362067_00133_31750_8563.N1	27-MAR-2008 04:06:26	Bright	35.500	82	48Bet UMa	2.3650	10600.	71	31750	No
61	GOM_NL__2PRFIN20080327_040757_000000372067_00133_31750_8564.N1	27-MAR-2008 04:07:57	Bright	37.000	36	50Alp UMa	1.8000	6300.0	74	31750	No
62	GOM_NL__2PRFIN20080327_041433_000000402067_00133_31750_8565.N1	27-MAR-2008 04:14:33	Bright	39.500	60	7Bet UMi	2.0810	3950.0	79	31750	No
63	GOM_NL__2PRFIN20080327_042338_000000362067_00133_31750_8566.N1	27-MAR-2008 04:23:38	Bright	36.000	89	5Alp Cep	2.4510	8000.0	72	31750	No
64	GOM_NL__2PRFIN20080327_042841_000000442067_00133_31750_8567.N1	27-MAR-2008 04:28:41	Bright	44.000	144	18Del Cyg	2.8600	11000.	88	31750	No
65	GOM_NL__2PRFIN20080327_043026_000000402067_00133_31750_8568.N1	27-MAR-2008 04:30:26	Bright	40.000	66	37Gam Cyg	2.2080	5900.0	80	31750	No
66	GOM_NL__2PRFIN20080327_043221_000000412067_00133_31750_8569.N1	27-MAR-2008 04:32:21	Bright	41.000	92	53Eps Cyg	2.5000	4500.0	82	31750	No
67	GOM_NL__2PRFIN20080327_044147_000000602067_00133_31750_8570.N1	27-MAR-2008 04:41:47	Dark	60.000	11	53Alp Aql	0.76500	8000.0	120	31750	No
68	GOM_NL__2PRFIN20080327_045520_000000502067_00133_31750_8571.N1	27-MAR-2008 04:55:20	Dark	50.000	57	34Sig Sgr	2.0660	26000.	100	31750	No
69	GOM_NL__2PRFIN20080327_050303_000000452067_00134_31751_8569.N1	27-MAR-2008 05:03:03	Dark	45.000	25	35Lam Sco	1.6200	28000.	90	31751	No
70	GOM_NL__2PRFIN20080327_050712_000000412067_00134_31751_8570.N1	27-MAR-2008 05:07:12	Dark	40.500	134	Bet TrA	2.8100	6600.0	81	31751	No
71	GOM_NL__2PRFIN20080327_050954_000000542067_00134_31751_8571.N1	27-MAR-2008 05:09:54	Dark	53.500	4	Alp1Cen	-0.010000	5800.0	107	31751	No
72	GOM_NL__2PRFIN20080327_051227_000000472067_00134_31751_8572.N1	27-MAR-2008 05:12:27	Straylight	46.500	78	Alp Lup	2.3040	28000.	93	31751	No
73	GOM_NL__2PRFIN20080327_051402_000000472067_00134_31751_8573.N1	27-MAR-2008 05:14:02	Straylight	47.000	81	Eta Cen	2.3560	28000.	94	31751	No
74	GOM_NL__2PRFIN20080327_051543_000000412067_00134_31751_8574.N1	27-MAR-2008 05:15:43	Straylight	41.000	64	Gam Cen	2.2000	10600.	82	31751	No
75	GOM_NL__2PRFIN20080327_051812_000000432067_00134_31751_8575.N1	27-MAR-2008 05:18:12	Straylight	43.000	123	lot Cen	2.7500	10200.	86	31751	No
76	GOM_NL__2PRFIN20080327_052317_000000492067_00134_31751_8576.N1	27-MAR-2008 05:23:17	Straylight	48.500	106	9Bet Crv	2.6480	5600.0	97	31751	No
77	GOM_NL__2PRFIN20080327_052519_000000442067_00134_31751_8577.N1	27-MAR-2008 05:25:19	Tw_i_and_stray	43.500	100	4Gam Crv	2.5800	13100.	87	31751	No
78	GOM_NL__2PRFIN20080327_053042_000000482067_00134_31751_8578.N1	27-MAR-2008 05:30:42	Dark	47.500	121	29Gam Vir	2.7400	7200.0	95	31751	Yes
79	GOM_NL__2PRFIN20080327_053520_000000402067_00134_31751_8579.N1	27-MAR-2008 05:35:20	Bright	39.500	62	94Bet Leo	2.1360	9700.0	79	31751	No
80	GOM_NL__2PRFIN20080327_053649_000000502067_00134_31751_8580.N1	27-MAR-2008 05:36:49	Bright	49.500	96	68Del Leo	2.5600	9300.0	99	31751	No
81	GOM_NL__2PRFIN20080327_054343_000000372067_00134_31751_8581.N1	27-MAR-2008 05:43:43	Bright	37.000	174	52Psi UMa	3.0040	4400.0	74	31751	No
82	GOM_NL__2PRFIN20080327_054702_000000372067_00134_31751_8582.N1	27-MAR-2008 05:47:02	Bright	36.500	82	48Bet UMa	2.3650	10600.	73	31751	No
83	GOM_NL__2PRFIN20080327_054833_000000372067_00134_31751_8583.N1	27-MAR-2008 05:48:33	Bright	36.500	36	50Alp UMa	1.8000	6300.0	73	31751	No
84	GOM_NL__2PRFIN20080327_055509_000000412067_00134_31751_8584.N1	27-MAR-2008 05:55:09	Bright	41.000	60	7Bet UMi	2.0810	3950.0	82	31751	No
85	GOM_NL__2PRFIN20080327_060414_000000372067_00134_31751_8585.N1	27-MAR-2008 06:04:14	Bright	37.000	89	5Alp Cep	2.4510	8000.0	74	31751	No
86	GOM_NL__2PRFIN20080327_060917_000000422067_00134_31751_8586.N1	27-MAR-2008 06:09:17	Bright	41.500	144	18Del Cyg	2.8600	11000.	83	31751	No
87	GOM_NL__2PRFIN20080327_061102_000000412067_00134_31751_8587.N1	27-MAR-2008 06:11:02	Bright	41.000	66	37Gam Cyg	2.2080	5900.0	82	31751	No
88	GOM_NL__2PRFIN20080327_061257_000000402067_00134_31751_8588.N1	27-MAR-2008 06:12:57	Bright	40.000	92	53Eps Cyg	2.5000	4500.0	80	31751	No
89	GOM_NL__2PRFIN20080327_062224_000000602067_00134_31751_8589.N1	27-MAR-2008 06:22:24	Dark	60.000	11	53Alp Aql	0.76500	8000.0	120	31751	No
90	GOM_NL__2PRFIN20080327_063557_000000532067_00134_31751_8590.N1	27-MAR-2008 06:35:57	Dark	52.500	57	34Sig Sgr	2.0660	26000.	105	31751	No
91	GOM_NL__2PRFIN20080327_064340_000000432067_00135_31752_8585.N1	27-MAR-2008 06:43:40	Dark	43.000	25	35Lam Sco	1.6200	28000.	86	31752	No
92	GOM_NL__2PRFIN20080327_064749_000000402067_00135_31752_8586.N1	27-MAR-2008 06:47:49	Dark	40.000	134	Bet TrA	2.8100	6600.0	80	31752	No
93	GOM_NL__2PRFIN20080327_065030_000000452067_00135_31752_8587.N1	27-MAR-2008 06:50:30	Dark	44.500	4	Alp1Cen	-0.010000	5800.0	89	31752	No
94	GOM_NL__2PRFIN20080327_065304_000000472067_00135_31752_8588.N1	27-MAR-2008 06:53:04	Straylight	46.500	78	Alp Lup	2.3040	28000.	93	31752	No
95	GOM_NL__2PRFIN20080327_065439_000000492067_00135_31752_8589.N1	27-MAR-2008 06:54:39	Straylight	48.500	81	Eta Cen	2.3560	28000.	97	31752	No
96	GOM_NL__2PRFIN20080327_065619_000000402067_00135_31752_8590.N1	27-MAR-2008 06:56:19	Straylight	39.500	64	Gam Cen	2.2000	10600.	79	31752	No
97	GOM_NL__2PRFIN20080327_065848_000000452067_00135_31752_8591.N1	27-MAR-2008 06:58:48	Straylight	44.500	123	lot Cen	2.7500	10200.	89	31752	No
98	GOM_NL__2PRFIN20080327_070353_000000462067_00135_31752_8592.N1	27-MAR-2008 07:03:53	Straylight	45.500	106	9Bet Crv	2.6480	5600.0	91	31752	No
99	GOM_NL__2PRFIN20080327_070555_000000442067_00135_31752_8593.N1	27-MAR-2008 07:05:55	Tw_i_and_stray	44.000	100	4Gam Crv	2.5800	13100.	88	31752	No
100	GOM_NL__2PRFIN20080327_071118_000000482067_00135_31752_8594.N1	27-MAR-2008 07:11:18	Bright	47.500	121	29Gam Vir	2.7400	7200.0	95	31752	No
101	GOM_NL__2PRFIN20080327_071555_000000402067_00135_31752_8595.N1	27-MAR-2008 07:15:55	Bright	39.500	62	94Bet Leo	2.1360	9700.0	79	31752	No

102	GOM_NL__2PRFIN20080327_071725_000000362067_00135_31752_8596.N1	27-MAR-2008 07:17:25	Bright	36.000	96	68Del Leo	2.5600	9300.0	72	31752	No
103	GOM_NL__2PRFIN20080327_072419_000000372067_00135_31752_8597.N1	27-MAR-2008 07:24:19	Bright	36.500	174	52Psi UMa	3.0040	4400.0	73	31752	No
104	GOM_NL__2PRFIN20080327_072737_000000352067_00135_31752_8598.N1	27-MAR-2008 07:27:37	Bright	35.000	82	48Bet UMa	2.3650	10600.	70	31752	No
105	GOM_NL__2PRFIN20080327_072909_000000372067_00135_31752_8599.N1	27-MAR-2008 07:29:09	Bright	37.000	36	50Alp UMa	1.8000	6300.0	74	31752	No
106	GOM_NL__2PRFIN20080327_073545_000000372067_00135_31752_8600.N1	27-MAR-2008 07:35:45	Bright	36.500	60	7Bet UMi	2.0810	3950.0	73	31752	No
107	GOM_NL__2PRFIN20080327_074450_000000362067_00135_31752_8601.N1	27-MAR-2008 07:44:50	Bright	36.000	89	5Alp Cep	2.4510	8000.0	72	31752	No
108	GOM_NL__2PRFIN20080327_074953_000000442067_00135_31752_8602.N1	27-MAR-2008 07:49:53	Bright	44.000	144	18Del Cyg	2.8600	11000.	88	31752	No
109	GOM_NL__2PRFIN20080327_075138_000000422067_00135_31752_8603.N1	27-MAR-2008 07:51:38	Bright	42.000	66	37Gam Cyg	2.2080	5900.0	84	31752	No
110	GOM_NL__2PRFIN20080327_075333_000000392067_00135_31752_8604.N1	27-MAR-2008 07:53:33	Bright	39.000	92	53Eps Cyg	2.5000	4500.0	78	31752	No
111	GOM_NL__2PRFIN20080327_080300_000000612067_00135_31752_8605.N1	27-MAR-2008 08:03:00	Dark	60.500	11	53Alp Aql	0.76500	8000.0	121	31752	No
112	GOM_NL__2PRFIN20080327_081635_000000552067_00135_31752_8606.N1	27-MAR-2008 08:16:35	Dark	54.500	57	34Sig Sgr	2.0660	26000.	109	31752	No
113	GOM_NL__2PRFIN20080327_082011_000000552067_00135_31752_8607.N1	27-MAR-2008 08:20:11	Dark	55.000	38	20Eps Sgr	1.8360	11000.	110	31752	No
114	GOM_NL__2PRFIN20080327_082418_000000432067_00136_31753_8600.N1	27-MAR-2008 08:24:18	Dark	43.000	25	35Lam Sco	1.6200	28000.	86	31753	No
115	GOM_NL__2PRFIN20080327_082825_000000402067_00136_31753_8601.N1	27-MAR-2008 08:28:25	Dark	40.000	134	Bet TrA	2.8100	6600.0	80	31753	No
116	GOM_NL__2PRFIN20080327_083106_000000452067_00136_31753_8602.N1	27-MAR-2008 08:31:06	Dark	44.500	4	Alp1Cen	-0.010000	5800.0	89	31753	No
117	GOM_NL__2PRFIN20080327_083340_000000452067_00136_31753_8603.N1	27-MAR-2008 08:33:40	Straylight	45.000	78	Alp Lup	2.3040	28000.	90	31753	No
118	GOM_NL__2PRFIN20080327_083515_000000492067_00136_31753_8604.N1	27-MAR-2008 08:35:15	Straylight	48.500	81	Eta Cen	2.3560	28000.	97	31753	No
119	GOM_NL__2PRFIN20080327_083656_000000412067_00136_31753_8605.N1	27-MAR-2008 08:36:56	Straylight	41.000	64	Gam Cen	2.2000	10600.	82	31753	No
120	GOM_NL__2PRFIN20080327_083925_000000452067_00136_31753_8606.N1	27-MAR-2008 08:39:25	Straylight	45.000	123	lot Cen	2.7500	10200.	90	31753	No
121	GOM_NL__2PRFIN20080327_084429_000000492067_00136_31753_8607.N1	27-MAR-2008 08:44:29	Straylight	49.000	106	9Bet Crv	2.6480	5600.0	98	31753	No
122	GOM_NL__2PRFIN20080327_084631_000000432067_00136_31753_8608.N1	27-MAR-2008 08:46:31	Tw_i_and_stray	42.500	100	4Gam Crv	2.5800	13100.	85	31753	No
123	GOM_NL__2PRFIN20080327_085154_000000472067_00136_31753_8609.N1	27-MAR-2008 08:51:54	Bright	47.000	121	29Gam Vir	2.7400	7200.0	94	31753	No
124	GOM_NL__2PRFIN20080327_085631_000000392067_00136_31753_8610.N1	27-MAR-2008 08:56:31	Bright	38.500	62	94Bet Leo	2.1360	9700.0	77	31753	No
125	GOM_NL__2PRFIN20080327_085801_000000372067_00136_31753_8611.N1	27-MAR-2008 08:58:01	Bright	36.500	96	68Del Leo	2.5600	9300.0	73	31753	No
126	GOM_NL__2PRFIN20080327_090454_000000372067_00136_31753_8612.N1	27-MAR-2008 09:04:54	Bright	36.500	174	52Psi UMa	3.0040	4400.0	73	31753	No
127	GOM_NL__2PRFIN20080327_090813_000000372067_00136_31753_8613.N1	27-MAR-2008 09:08:13	Bright	36.500	82	48Bet UMa	2.3650	10600.	73	31753	No
128	GOM_NL__2PRFIN20080327_090945_000000372067_00136_31753_8614.N1	27-MAR-2008 09:09:45	Bright	37.000	36	50Alp UMa	1.8000	6300.0	74	31753	No
129	GOM_NL__2PRFIN20080327_091620_000000402067_00136_31753_8615.N1	27-MAR-2008 09:16:20	Bright	40.000	60	7Bet UMi	2.0810	3950.0	80	31753	No
130	GOM_NL__2PRFIN20080327_092526_000000372067_00136_31753_8616.N1	27-MAR-2008 09:25:26	Bright	37.000	89	5Alp Cep	2.4510	8000.0	74	31753	No
131	GOM_NL__2PRFIN20080327_093029_000000442067_00136_31753_8617.N1	27-MAR-2008 09:30:29	Bright	43.500	144	18Del Cyg	2.8600	11000.	87	31753	No
132	GOM_NL__2PRFIN20080327_093214_000000412067_00136_31753_8618.N1	27-MAR-2008 09:32:14	Bright	40.500	66	37Gam Cyg	2.2080	5900.0	81	31753	No
133	GOM_NL__2PRFIN20080327_093409_000000402067_00136_31753_8619.N1	27-MAR-2008 09:34:09	Bright	40.000	92	53Eps Cyg	2.5000	4500.0	80	31753	No
134	GOM_NL__2PRFIN20080327_094337_000000622067_00136_31753_8620.N1	27-MAR-2008 09:43:37	Dark	62.000	11	53Alp Aql	0.76500	8000.0	124	31753	No
135	GOM_NL__2PRFIN20080327_095712_000000532067_00136_31753_8621.N1	27-MAR-2008 09:57:12	Dark	52.500	57	34Sig Sgr	2.0660	26000.	105	31753	No
136	GOM_NL__2PRFIN20080327_100048_000000542067_00136_31753_8622.N1	27-MAR-2008 10:00:48	Dark	54.000	38	20Eps Sgr	1.8360	11000.	108	31753	No
137	GOM_NL__2PRFIN20080327_100455_000000402067_00137_31754_8614.N1	27-MAR-2008 10:04:55	Dark	40.000	25	35Lam Sco	1.6200	28000.	80	31754	No
138	GOM_NL__2PRFIN20080327_100902_000000392067_00137_31754_8615.N1	27-MAR-2008 10:09:02	Dark	38.500	134	Bet TrA	2.8100	6600.0	77	31754	No
139	GOM_NL__2PRFIN20080327_101143_000000522067_00137_31754_8616.N1	27-MAR-2008 10:11:43	Dark	52.000	4	Alp1Cen	-0.010000	5800.0	104	31754	No
140	GOM_NL__2PRFIN20080327_101417_000000452067_00137_31754_8617.N1	27-MAR-2008 10:14:17	Straylight	45.000	78	Alp Lup	2.3040	28000.	90	31754	No
141	GOM_NL__2PRFIN20080327_101552_000000492067_00137_31754_8618.N1	27-MAR-2008 10:15:52	Straylight	48.500	81	Eta Cen	2.3560	28000.	97	31754	No
142	GOM_NL__2PRFIN20080327_101732_000000392067_00137_31754_8619.N1	27-MAR-2008 10:17:32	Straylight	38.500	64	Gam Cen	2.2000	10600.	77	31754	No
143	GOM_NL__2PRFIN20080327_102001_000000452067_00137_31754_8620.N1	27-MAR-2008 10:20:01	Straylight	44.500	123	lot Cen	2.7500	10200.	89	31754	No
144	GOM_NL__2PRFIN20080327_102505_000000462067_00137_31754_8621.N1	27-MAR-2008 10:25:05	Straylight	45.500	106	9Bet Crv	2.6480	5600.0	91	31754	No
145	GOM_NL__2PRFIN20080327_102707_000000452067_00137_31754_8622.N1	27-MAR-2008 10:27:07	Tw_i_and_stray	45.000	100	4Gam Crv	2.5800	13100.	90	31754	No
146	GOM_NL__2PRFIN20080327_103229_000000472067_00137_31754_8623.N1	27-MAR-2008 10:32:29	Bright	46.500	121	29Gam Vir	2.7400	7200.0	93	31754	No
147	GOM_NL__2PRFIN20080327_103707_000000402067_00137_31754_8624.N1	27-MAR-2008 10:37:07	Bright	40.000	62	94Bet Leo	2.1360	9700.0	80	31754	No
148	GOM_NL__2PRFIN20080327_103837_000000372067_00137_31754_8625.N1	27-MAR-2008 10:38:37	Bright	37.000	96	68Del Leo	2.5600	9300.0	74	31754	No
149	GOM_NL__2PRFIN20080327_104530_000000362067_00137_31754_8626.N1	27-MAR-2008 10:45:30	Bright	36.000	174	52Psi UMa	3.0040	4400.0	72	31754	No
150	GOM_NL__2PRFIN20080327_104849_000000382067_00137_31754_8627.N1	27-MAR-2008 10:48:49	Bright	37.500	82	48Bet UMa	2.3650	10600.	75	31754	No
151	GOM_NL__2PRFIN20080327_105020_000000382067_00137_31754_8628.N1	27-MAR-2008 10:50:20	Bright	37.500	36	50Alp UMa	1.8000	6300.0	75	31754	No
152	GOM_NL__2PRFIN20080327_105656_000000412067_00137_31754_8629.N1	27-MAR-2008 10:56:56	Bright	41.000	60	7Bet UMi	2.0810	3950.0	82	31754	No
153	GOM_NL__2PRFIN20080327_110602_000000342067_00137_31754_8630.N1	27-MAR-2008 11:06:02	Bright	34.000	89	5Alp Cep	2.4510	8000.0	68	31754	No
154	GOM_NL__2PRFIN20080327_111104_000000422067_00137_31754_8631.N1	27-MAR-2008 11:11:04	Bright	41.500	144	18Del Cyg	2.8600	11000.	83	31754	No
155	GOM_NL__2PRFIN20080327_111249_000000422067_00137_31754_8632.N1	27-MAR-2008 11:12:49	Bright	41.500	66	37Gam Cyg	2.2080	5900.0	83	31754	No
156	GOM_NL__2PRFIN20080327_111445_000000402067_00137_31754_8633.N1	27-MAR-2008 11:14:45	Bright	40.000	92	53Eps Cyg	2.5000	4500.0	80	31754	No
157	GOM_NL__2PRFIN20080327_112413_000000622067_00137_31754_8634.N1	27-MAR-2008 11:24:13	Dark	61.500	11	53Alp Aql	0.76500	8000.0	123	31754	No
158	GOM_NL__2PRFIN20080327_113749_000000572067_00137_31754_8635.N1	27-MAR-2008 11:37:49	Dark	57.000	57	34Sig Sgr	2.0660	26000.	114	31754	No
159	GOM_NL__2PRFIN20080327_114125_000000542067_00137_31754_8636.N1	27-MAR-2008 11:41:25	Dark	53.500	38	20Eps Sgr	1.8360	11000.	107	31754	No
160	GOM_NL__2PRFIN20080327_114532_000000402067_00138_31755_8632.N1	27-MAR-2008 11:45:32	Dark	40.000	25	35Lam Sco	1.6200	28000.	80	31755	No

161	GOM_NL__2PRFIN20080327_114938_000000382067_00138_31755_8633.N1	27-MAR-2008 11:49:38	Dark	38.000	134	Bet TrA	2.8100	6600.0	76	31755	No
162	GOM_NL__2PRFIN20080327_115219_000000552067_00138_31755_8634.N1	27-MAR-2008 11:52:19	Dark	55.000	4	Alp1Cen	-0.010000	5800.0	110	31755	No
163	GOM_NL__2PRFIN20080327_115454_000000462067_00138_31755_8635.N1	27-MAR-2008 11:54:54	Straylight	45.500	78	Alp Lup	2.3040	28000.	91	31755	No
164	GOM_NL__2PRFIN20080327_115629_000000482067_00138_31755_8636.N1	27-MAR-2008 11:56:29	Straylight	48.000	81	Eta Cen	2.3560	28000.	96	31755	No
165	GOM_NL__2PRFIN20080327_115808_000000402067_00138_31755_8637.N1	27-MAR-2008 11:58:08	Straylight	39.500	64	Gam Cen	2.2000	10600.	79	31755	No
166	GOM_NL__2PRFIN20080327_120037_000000462067_00138_31755_8638.N1	27-MAR-2008 12:00:37	Straylight	46.000	123	lot Cen	2.7500	10200.	92	31755	No
167	GOM_NL__2PRFIN20080327_120541_000000462067_00138_31755_8639.N1	27-MAR-2008 12:05:41	Straylight	46.000	106	9Bet Crv	2.6480	5600.0	92	31755	No
168	GOM_NL__2PRFIN20080327_120743_000000422067_00138_31755_8640.N1	27-MAR-2008 12:07:43	Tw_i_and_stray	41.500	100	4Gam Crv	2.5800	13100.	83	31755	No
169	GOM_NL__2PRFIN20080327_121305_000000462067_00138_31755_8641.N1	27-MAR-2008 12:13:05	Bright	46.000	121	29Gam Vir	2.7400	7200.0	92	31755	No
170	GOM_NL__2PRFIN20080327_121742_000000402067_00138_31755_8642.N1	27-MAR-2008 12:17:42	Bright	39.500	62	94Bet Leo	2.1360	9700.0	79	31755	No
171	GOM_NL__2PRFIN20080327_121913_000000372067_00138_31755_8643.N1	27-MAR-2008 12:19:13	Bright	36.500	96	68Del Leo	2.5600	9300.0	73	31755	No
172	GOM_NL__2PRFIN20080327_122606_000000372067_00138_31755_8644.N1	27-MAR-2008 12:26:06	Bright	36.500	174	52Psi UMa	3.0040	4400.0	73	31755	No
173	GOM_NL__2PRFIN20080327_122925_000000432067_00138_31755_8645.N1	27-MAR-2008 12:29:25	Bright	42.500	82	48Bet UMa	2.3650	10600.	85	31755	No
174	GOM_NL__2PRFIN20080327_123056_000000382067_00138_31755_8646.N1	27-MAR-2008 12:30:56	Bright	38.000	36	50Alp UMa	1.8000	6300.0	76	31755	No
175	GOM_NL__2PRFIN20080327_123731_000000372067_00138_31755_8647.N1	27-MAR-2008 12:37:31	Bright	37.000	60	7Bet UMi	2.0810	3950.0	74	31755	No
176	GOM_NL__2PRFIN20080327_124638_000000352067_00138_31755_8648.N1	27-MAR-2008 12:46:38	Bright	35.000	89	5Alp Cep	2.4510	8000.0	70	31755	No
177	GOM_NL__2PRFIN20080327_125140_000000432067_00138_31755_8649.N1	27-MAR-2008 12:51:40	Bright	42.500	144	18Del Cyg	2.8600	11000.	85	31755	No
178	GOM_NL__2PRFIN20080327_125325_000000432067_00138_31755_8650.N1	27-MAR-2008 12:53:25	Bright	42.500	66	37Gam Cyg	2.2080	5900.0	85	31755	No
179	GOM_NL__2PRFIN20080327_125521_000000402067_00138_31755_8651.N1	27-MAR-2008 12:55:21	Bright	40.000	92	53Eps Cyg	2.5000	4500.0	80	31755	No
180	GOM_NL__2PRFIN20080327_130450_000000602067_00138_31755_8652.N1	27-MAR-2008 13:04:50	Dark	60.000	11	53Alp Aql	0.76500	8000.0	120	31755	No
181	GOM_NL__2PRFIN20080327_131826_000000552067_00138_31755_8653.N1	27-MAR-2008 13:18:26	Dark	55.000	57	34Sig Sgr	2.0660	26000.	110	31755	No
182	GOM_NL__2PRFIN20080327_132202_000000532067_00138_31755_8654.N1	27-MAR-2008 13:22:02	Dark	53.000	38	20Eps Sgr	1.8360	11000.	106	31755	No
183	GOM_NL__2PRFIN20080327_133014_000000392067_00139_31756_8645.N1	27-MAR-2008 13:30:14	Dark	38.500	134	Bet TrA	2.8100	6600.0	77	31756	No
184	GOM_NL__2PRFIN20080327_133256_000000432067_00139_31756_8646.N1	27-MAR-2008 13:32:56	Dark	43.000	4	Alp1Cen	-0.010000	5800.0	86	31756	No
185	GOM_NL__2PRFIN20080327_133530_000000452067_00139_31756_8647.N1	27-MAR-2008 13:35:30	Straylight	45.000	78	Alp Lup	2.3040	28000.	90	31756	No
186	GOM_NL__2PRFIN20080327_133705_000000492067_00139_31756_8648.N1	27-MAR-2008 13:37:05	Straylight	49.000	81	Eta Cen	2.3560	28000.	98	31756	No
187	GOM_NL__2PRFIN20080327_133844_000000422067_00139_31756_8649.N1	27-MAR-2008 13:38:44	Straylight	42.000	64	Gam Cen	2.2000	10600.	84	31756	No
188	GOM_NL__2PRFIN20080327_134114_000000452067_00139_31756_8650.N1	27-MAR-2008 13:41:14	Straylight	45.000	123	lot Cen	2.7500	10200.	90	31756	No
189	GOM_NL__2PRFIN20080327_134617_000000472067_00139_31756_8651.N1	27-MAR-2008 13:46:17	Straylight	46.500	106	9Bet Crv	2.6480	5600.0	93	31756	No
190	GOM_NL__2PRFIN20080327_134819_000000432067_00139_31756_8652.N1	27-MAR-2008 13:48:19	Tw_i_and_stray	42.500	100	4Gam Crv	2.5800	13100.	85	31756	No
191	GOM_NL__2PRFIN20080327_135341_000000462067_00139_31756_8653.N1	27-MAR-2008 13:53:41	Bright	45.500	121	29Gam Vir	2.7400	7200.0	91	31756	No
192	GOM_NL__2PRFIN20080327_135818_000000482067_00139_31756_8654.N1	27-MAR-2008 13:58:18	Bright	48.000	62	94Bet Leo	2.1360	9700.0	96	31756	No
193	GOM_NL__2PRFIN20080327_135949_000000372067_00139_31756_8655.N1	27-MAR-2008 13:59:49	Bright	36.500	96	68Del Leo	2.5600	9300.0	73	31756	No
194	GOM_NL__2PRFIN20080327_140641_000000372067_00139_31756_8656.N1	27-MAR-2008 14:06:41	Bright	37.000	174	52Psi UMa	3.0040	4400.0	74	31756	No
195	GOM_NL__2PRFIN20080327_141000_000000362067_00139_31756_8657.N1	27-MAR-2008 14:10:00	Bright	36.000	82	48Bet UMa	2.3650	10600.	72	31756	No
196	GOM_NL__2PRFIN20080327_141132_000000342067_00139_31756_8658.N1	27-MAR-2008 14:11:32	Bright	34.000	36	50Alp UMa	1.8000	6300.0	68	31756	No
197	GOM_NL__2PRFIN20080327_141807_000000382067_00139_31756_8659.N1	27-MAR-2008 14:18:07	Bright	37.500	60	7Bet UMi	2.0810	3950.0	75	31756	No
198	GOM_NL__2PRFIN20080327_142714_000000372067_00139_31756_8660.N1	27-MAR-2008 14:27:14	Bright	36.500	89	5Alp Cep	2.4510	8000.0	73	31756	No
199	GOM_NL__2PRFIN20080327_143216_000000432067_00139_31756_8661.N1	27-MAR-2008 14:32:16	Bright	42.500	144	18Del Cyg	2.8600	11000.	85	31756	No
200	GOM_NL__2PRFIN20080327_143401_000000412067_00139_31756_8662.N1	27-MAR-2008 14:34:01	Bright	41.000	66	37Gam Cyg	2.2080	5900.0	82	31756	No
201	GOM_NL__2PRFIN20080327_143557_000000412067_00139_31756_8663.N1	27-MAR-2008 14:35:57	Bright	40.500	92	53Eps Cyg	2.5000	4500.0	81	31756	No
202	GOM_NL__2PRFIN20080327_144526_000000692067_00139_31756_8664.N1	27-MAR-2008 14:45:26	Dark	68.500	11	53Alp Aql	0.76500	8000.0	137	31756	No
203	GOM_NL__2PRFIN20080327_145903_000000532067_00139_31756_8665.N1	27-MAR-2008 14:59:03	Dark	53.000	57	34Sig Sgr	2.0660	26000.	106	31756	No
204	GOM_NL__2PRFIN20080327_150239_000000522067_00139_31756_8666.N1	27-MAR-2008 15:02:39	Dark	52.000	38	20Eps Sgr	1.8360	11000.	104	31756	No
205	GOM_NL__2PRFIN20080327_151051_000000402067_00140_31757_8674.N1	27-MAR-2008 15:10:51	Dark	39.500	134	Bet TrA	2.8100	6600.0	79	31757	No
206	GOM_NL__2PRFIN20080327_151332_000000432067_00140_31757_8675.N1	27-MAR-2008 15:13:32	Dark	42.500	4	Alp1Cen	-0.010000	5800.0	85	31757	No
207	GOM_NL__2PRFIN20080327_151607_000000442067_00140_31757_8676.N1	27-MAR-2008 15:16:07	Straylight	44.000	78	Alp Lup	2.3040	28000.	88	31757	No
208	GOM_NL__2PRFIN20080327_151742_000000482067_00140_31757_8677.N1	27-MAR-2008 15:17:42	Straylight	47.500	81	Eta Cen	2.3560	28000.	95	31757	No
209	GOM_NL__2PRFIN20080327_151920_000000402067_00140_31757_8678.N1	27-MAR-2008 15:19:20	Straylight	40.000	64	Gam Cen	2.2000	10600.	80	31757	No
210	GOM_NL__2PRFIN20080327_152150_000000452067_00140_31757_8679.N1	27-MAR-2008 15:21:50	Straylight	44.500	123	lot Cen	2.7500	10200.	89	31757	No
211	GOM_NL__2PRFIN20080327_152653_000000452067_00140_31757_8680.N1	27-MAR-2008 15:26:53	Straylight	44.500	106	9Bet Crv	2.6480	5600.0	89	31757	No
212	GOM_NL__2PRFIN20080327_152855_000000432067_00140_31757_8681.N1	27-MAR-2008 15:28:55	Tw_i_and_stray	43.000	100	4Gam Crv	2.5800	13100.	86	31757	No
213	GOM_NL__2PRFIN20080327_153417_000000472067_00140_31757_8682.N1	27-MAR-2008 15:34:17	Bright	46.500	121	29Gam Vir	2.7400	7200.0	93	31757	No
214	GOM_NL__2PRFIN20080327_153854_000000402067_00140_31757_8683.N1	27-MAR-2008 15:38:54	Bright	39.500	62	94Bet Leo	2.1360	9700.0	79	31757	No
215	GOM_NL__2PRFIN20080327_154024_000000372067_00140_31757_8684.N1	27-MAR-2008 15:40:24	Bright	37.000	96	68Del Leo	2.5600	9300.0	74	31757	No
216	GOM_NL__2PRFIN20080327_154717_000000362067_00140_31757_8685.N1	27-MAR-2008 15:47:17	Bright	35.500	174	52Psi UMa	3.0040	4400.0	71	31757	No
217	GOM_NL__2PRFIN20080327_155036_000000362067_00140_31757_8686.N1	27-MAR-2008 15:50:36	Bright	35.500	82	48Bet UMa	2.3650	10600.	71	31757	No
218	GOM_NL__2PRFIN20080327_155208_000000392067_00140_31757_8687.N1	27-MAR-2008 15:52:08	Bright	39.000	36	50Alp UMa	1.8000	6300.0	78	31757	No
219	GOM_NL__2PRFIN20080327_155842_000000402067_00140_31757_8688.N1	27-MAR-2008 15:58:42	Bright	40.000	60	7Bet UMi	2.0810	3950.0	80	31757	No

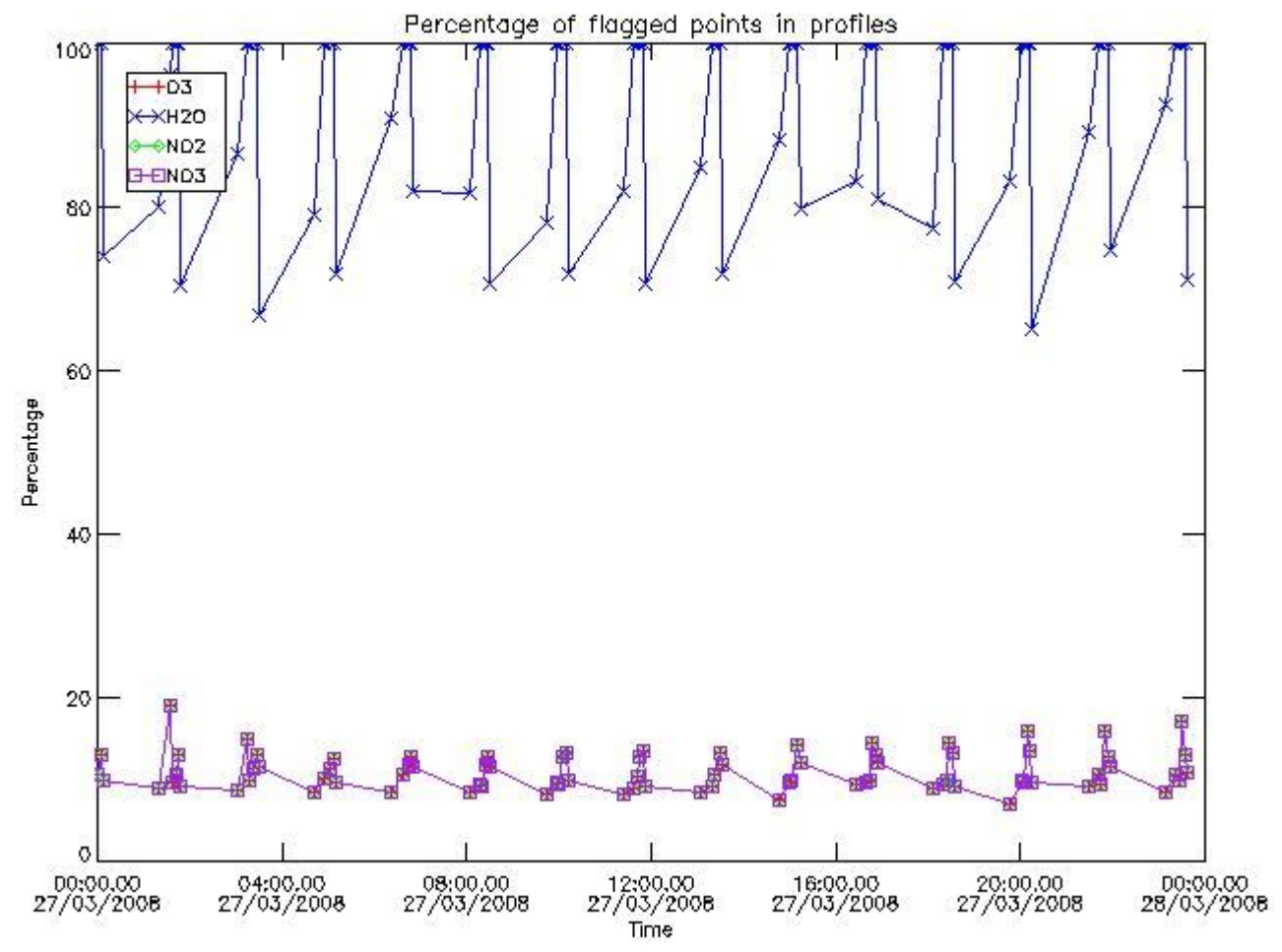
220	GOM_NL__2PRFIN20080327_160750_000000352067_00140_31757_8689.N1	27-MAR-2008 16:07:50	Bright	35.000	89	5Alp Cep	2.4510	8000.0	70	31757	No
221	GOM_NL__2PRFIN20080327_161252_000000602067_00140_31757_8690.N1	27-MAR-2008 16:12:52	Bright	60.000	144	18Del Cyg	2.8600	11000.	120	31757	No
222	GOM_NL__2PRFIN20080327_161437_000000432067_00140_31757_8691.N1	27-MAR-2008 16:14:37	Bright	43.000	66	37Gam Cyg	2.2080	5900.0	86	31757	No
223	GOM_NL__2PRFIN20080327_161633_000000412067_00140_31757_8692.N1	27-MAR-2008 16:16:33	Bright	41.000	92	53Eps Cyg	2.5000	4500.0	82	31757	No
224	GOM_NL__2PRFIN20080327_162603_000000602067_00140_31757_8693.N1	27-MAR-2008 16:26:03	Dark	60.000	11	53Alp Aql	0.76500	8000.0	120	31757	No
225	GOM_NL__2PRFIN20080327_163940_000000532067_00140_31757_8694.N1	27-MAR-2008 16:39:40	Dark	53.000	57	34Sig Sgr	2.0660	26000.	106	31757	No
226	GOM_NL__2PRFIN20080327_164316_000000512067_00140_31757_8695.N1	27-MAR-2008 16:43:16	Dark	51.000	38	20Eps Sgr	1.8360	11000.	102	31757	No
227	GOM_NL__2PRFIN20080327_164724_000000352067_00141_31758_8669.N1	27-MAR-2008 16:47:24	Dark	35.000	25	35Lam Sco	1.6200	28000.	70	31758	No
228	GOM_NL__2PRFIN20080327_165127_000000392067_00141_31758_8670.N1	27-MAR-2008 16:51:27	Dark	39.000	134	Bet TrA	2.8100	6600.0	78	31758	No
229	GOM_NL__2PRFIN20080327_165408_000000432067_00141_31758_8671.N1	27-MAR-2008 16:54:08	Dark	42.500	4	Alp1Cen	-0.010000	5800.0	85	31758	No
230	GOM_NL__2PRFIN20080327_165643_000000462067_00141_31758_8672.N1	27-MAR-2008 16:56:43	Straylight	45.500	78	Alp Lup	2.3040	28000.	91	31758	No
231	GOM_NL__2PRFIN20080327_165819_000000472067_00141_31758_8673.N1	27-MAR-2008 16:58:19	Straylight	46.500	81	Eta Cen	2.3560	28000.	93	31758	No
232	GOM_NL__2PRFIN20080327_165957_000000402067_00141_31758_8674.N1	27-MAR-2008 16:59:57	Straylight	39.500	64	Gam Cen	2.2000	10600.	79	31758	No
233	GOM_NL__2PRFIN20080327_170227_000000442067_00141_31758_8675.N1	27-MAR-2008 17:02:27	Straylight	44.000	123	lot Cen	2.7500	10200.	88	31758	No
234	GOM_NL__2PRFIN20080327_170730_000000452067_00141_31758_8676.N1	27-MAR-2008 17:07:30	Straylight	44.500	106	9Bet Crv	2.6480	5600.0	89	31758	No
235	GOM_NL__2PRFIN20080327_170931_000000422067_00141_31758_8677.N1	27-MAR-2008 17:09:31	Twi_and_stray	42.000	100	4Gam Crv	2.5800	13100.	84	31758	No
236	GOM_NL__2PRFIN20080327_171453_000000442067_00141_31758_8678.N1	27-MAR-2008 17:14:53	Bright	44.000	121	29Gam Vir	2.7400	7200.0	88	31758	No
237	GOM_NL__2PRFIN20080327_171930_000000402067_00141_31758_8679.N1	27-MAR-2008 17:19:30	Bright	39.500	62	94Bet Leo	2.1360	9700.0	79	31758	No
238	GOM_NL__2PRFIN20080327_172100_000000362067_00141_31758_8680.N1	27-MAR-2008 17:21:00	Bright	35.500	96	68Del Leo	2.5600	9300.0	71	31758	No
239	GOM_NL__2PRFIN20080327_172753_000000372067_00141_31758_8681.N1	27-MAR-2008 17:27:53	Bright	36.500	174	52Psi UMa	3.0040	4400.0	73	31758	No
240	GOM_NL__2PRFIN20080327_173112_000000362067_00141_31758_8682.N1	27-MAR-2008 17:31:12	Bright	35.500	82	48Bet UMa	2.3650	10600.	71	31758	No
241	GOM_NL__2PRFIN20080327_173244_000000382067_00141_31758_8683.N1	27-MAR-2008 17:32:44	Bright	37.500	36	50Alp UMa	1.8000	6300.0	75	31758	No
242	GOM_NL__2PRFIN20080327_173918_000000372067_00141_31758_8684.N1	27-MAR-2008 17:39:18	Bright	37.000	60	7Bet UMi	2.0810	3950.0	74	31758	No
243	GOM_NL__2PRFIN20080327_174825_000000372067_00141_31758_8685.N1	27-MAR-2008 17:48:25	Bright	37.000	89	5Alp Cep	2.4510	8000.0	74	31758	No
244	GOM_NL__2PRFIN20080327_175328_000000432067_00141_31758_8686.N1	27-MAR-2008 17:53:28	Bright	43.000	144	18Del Cyg	2.8600	11000.	86	31758	No
245	GOM_NL__2PRFIN20080327_175513_000000432067_00141_31758_8687.N1	27-MAR-2008 17:55:13	Bright	42.500	66	37Gam Cyg	2.2080	5900.0	85	31758	No
246	GOM_NL__2PRFIN20080327_175709_000000402067_00141_31758_8688.N1	27-MAR-2008 17:57:09	Bright	39.500	92	53Eps Cyg	2.5000	4500.0	79	31758	No
247	GOM_NL__2PRFIN20080327_180640_000000622067_00141_31758_8689.N1	27-MAR-2008 18:06:40	Dark	62.000	11	53Alp Aql	0.76500	8000.0	124	31758	No
248	GOM_NL__2PRFIN20080327_182017_000000552067_00141_31758_8690.N1	27-MAR-2008 18:20:17	Dark	54.500	57	34Sig Sgr	2.0660	26000.	109	31758	No
249	GOM_NL__2PRFIN20080327_182354_000000512067_00141_31758_8691.N1	27-MAR-2008 18:23:54	Dark	51.000	38	20Eps Sgr	1.8360	11000.	102	31758	No
250	GOM_NL__2PRFIN20080327_182801_000000352067_00142_31759_8685.N1	27-MAR-2008 18:28:01	Dark	35.000	25	35Lam Sco	1.6200	28000.	70	31759	No
251	GOM_NL__2PRFIN20080327_183204_000000392067_00142_31759_8686.N1	27-MAR-2008 18:32:04	Dark	38.500	134	Bet TrA	2.8100	6600.0	77	31759	No
252	GOM_NL__2PRFIN20080327_183445_000000562067_00142_31759_8687.N1	27-MAR-2008 18:34:45	Dark	55.500	4	Alp1Cen	-0.010000	5800.0	111	31759	No
253	GOM_NL__2PRFIN20080327_183720_000000452067_00142_31759_8688.N1	27-MAR-2008 18:37:20	Straylight	45.000	78	Alp Lup	2.3040	28000.	90	31759	No
254	GOM_NL__2PRFIN20080327_183855_000000492067_00142_31759_8689.N1	27-MAR-2008 18:38:55	Straylight	49.000	81	Eta Cen	2.3560	28000.	98	31759	No
255	GOM_NL__2PRFIN20080327_184033_000000392067_00142_31759_8690.N1	27-MAR-2008 18:40:33	Straylight	39.000	64	Gam Cen	2.2000	10600.	78	31759	No
256	GOM_NL__2PRFIN20080327_184303_000000452067_00142_31759_8691.N1	27-MAR-2008 18:43:03	Straylight	44.500	123	lot Cen	2.7500	10200.	89	31759	No
257	GOM_NL__2PRFIN20080327_184806_000000472067_00142_31759_8692.N1	27-MAR-2008 18:48:06	Straylight	46.500	106	9Bet Crv	2.6480	5600.0	93	31759	No
258	GOM_NL__2PRFIN20080327_185008_000000422067_00142_31759_8693.N1	27-MAR-2008 18:50:08	Twi_and_stray	41.500	100	4Gam Crv	2.5800	13100.	83	31759	No
259	GOM_NL__2PRFIN20080327_185528_000000462067_00142_31759_8694.N1	27-MAR-2008 18:55:28	Bright	45.500	121	29Gam Vir	2.7400	7200.0	91	31759	No
260	GOM_NL__2PRFIN20080327_190006_000000402067_00142_31759_8695.N1	27-MAR-2008 19:00:06	Bright	40.000	62	94Bet Leo	2.1360	9700.0	80	31759	No
261	GOM_NL__2PRFIN20080327_190136_000000372067_00142_31759_8696.N1	27-MAR-2008 19:01:36	Bright	37.000	96	68Del Leo	2.5600	9300.0	74	31759	No
262	GOM_NL__2PRFIN20080327_190829_000000372067_00142_31759_8697.N1	27-MAR-2008 19:08:29	Bright	37.000	174	52Psi UMa	3.0040	4400.0	74	31759	No
263	GOM_NL__2PRFIN20080327_191148_000000372067_00142_31759_8698.N1	27-MAR-2008 19:11:48	Bright	37.000	82	48Bet UMa	2.3650	10600.	74	31759	No
264	GOM_NL__2PRFIN20080327_191320_000000372067_00142_31759_8699.N1	27-MAR-2008 19:13:20	Bright	37.000	36	50Alp UMa	1.8000	6300.0	74	31759	No
265	GOM_NL__2PRFIN20080327_191954_000000392067_00142_31759_8700.N1	27-MAR-2008 19:19:54	Bright	38.500	60	7Bet UMi	2.0810	3950.0	77	31759	No
266	GOM_NL__2PRFIN20080327_192901_000000342067_00142_31759_8701.N1	27-MAR-2008 19:29:01	Bright	33.500	89	5Alp Cep	2.4510	8000.0	67	31759	No
267	GOM_NL__2PRFIN20080327_193404_000000432067_00142_31759_8702.N1	27-MAR-2008 19:34:04	Bright	42.500	144	18Del Cyg	2.8600	11000.	85	31759	No
268	GOM_NL__2PRFIN20080327_193549_000000412067_00142_31759_8703.N1	27-MAR-2008 19:35:49	Bright	40.500	66	37Gam Cyg	2.2080	5900.0	81	31759	No
269	GOM_NL__2PRFIN20080327_193745_000000412067_00142_31759_8704.N1	27-MAR-2008 19:37:45	Bright	40.500	92	53Eps Cyg	2.5000	4500.0	81	31759	No
270	GOM_NL__2PRFIN20080327_194716_000000722067_00142_31759_8705.N1	27-MAR-2008 19:47:16	Dark	72.000	11	53Alp Aql	0.76500	8000.0	144	31759	No
271	GOM_NL__2PRFIN20080327_200055_000000522067_00142_31759_8706.N1	27-MAR-2008 20:00:55	Dark	52.000	57	34Sig Sgr	2.0660	26000.	104	31759	No
272	GOM_NL__2PRFIN20080327_200431_000000532067_00143_31760_8707.N1	27-MAR-2008 20:04:31	Dark	52.500	38	20Eps Sgr	1.8360	11000.	105	31760	No
273	GOM_NL__2PRFIN20080327_200839_000000322067_00143_31760_8722.N1	27-MAR-2008 20:08:39	Dark	32.000	25	35Lam Sco	1.6200	28000.	64	31760	No
274	GOM_NL__2PRFIN20080327_201240_000000382067_00143_31760_8723.N1	27-MAR-2008 20:12:40	Dark	38.000	134	Bet TrA	2.8100	6600.0	76	31760	No
275	GOM_NL__2PRFIN20080327_201521_000000542067_00143_31760_8724.N1	27-MAR-2008 20:15:21	Dark	53.500	4	Alp1Cen	-0.010000	5800.0	107	31760	No
276	GOM_NL__2PRFIN20080327_201757_000000452067_00143_31760_8725.N1	27-MAR-2008 20:17:57	Straylight	45.000	78	Alp Lup	2.3040	28000.	90	31760	No
277	GOM_NL__2PRFIN20080327_201932_000000462067_00143_31760_8726.N1	27-MAR-2008 20:19:32	Straylight	46.000	81	Eta Cen	2.3560	28000.	92	31760	No
278	GOM_NL__2PRFIN20080327_202109_000000382067_00143_31760_8727.N1	27-MAR-2008 20:21:09	Straylight	38.000	64	Gam Cen	2.2000	10600.	76	31760	No

279	GOM_NL__2PRFIN20080327_202339_000000452067_00143_31760_8728.N1	27-MAR-2008 20:23:39	Straylight	45.000	123	lot Cen	2.7500	10200.	90	31760	No
280	GOM_NL__2PRFIN20080327_202842_000000472067_00143_31760_8729.N1	27-MAR-2008 20:28:42	Straylight	47.000	106	9Bet Crv	2.6480	5600.0	94	31760	No
281	GOM_NL__2PRFIN20080327_203044_000000442067_00143_31760_8730.N1	27-MAR-2008 20:30:44	Tw_i_and_stray	44.000	100	4Gam Crv	2.5800	13100.	88	31760	No
282	GOM_NL__2PRFIN20080327_203604_000000452067_00143_31760_8731.N1	27-MAR-2008 20:36:04	Bright	44.500	121	29Gam Vir	2.7400	7200.0	89	31760	No
283	GOM_NL__2PRFIN20080327_204041_000000412067_00143_31760_8732.N1	27-MAR-2008 20:40:41	Bright	40.500	62	94Bet Leo	2.1360	9700.0	81	31760	No
284	GOM_NL__2PRFIN20080327_204212_000000372067_00143_31760_8733.N1	27-MAR-2008 20:42:12	Bright	36.500	96	68Del Leo	2.5600	9300.0	73	31760	No
285	GOM_NL__2PRFIN20080327_204905_000000352067_00143_31760_8734.N1	27-MAR-2008 20:49:05	Bright	35.000	174	52Psi UMa	3.0040	4400.0	70	31760	No
286	GOM_NL__2PRFIN20080327_205224_000000352067_00143_31760_8735.N1	27-MAR-2008 20:52:24	Bright	35.000	82	48Bet UMa	2.3650	10600.	70	31760	No
287	GOM_NL__2PRFIN20080327_205356_000000382067_00143_31760_8736.N1	27-MAR-2008 20:53:56	Bright	37.500	36	50Alp UMa	1.8000	6300.0	75	31760	No
288	GOM_NL__2PRFIN20080327_210029_000000402067_00143_31760_8737.N1	27-MAR-2008 21:00:29	Bright	40.000	60	7Bet UMi	2.0810	3950.0	80	31760	No
289	GOM_NL__2PRFIN20080327_210937_000000362067_00143_31760_8738.N1	27-MAR-2008 21:09:37	Bright	36.000	89	5Alp Cep	2.4510	8000.0	72	31760	No
290	GOM_NL__2PRFIN20080327_211439_000000652067_00143_31760_8739.N1	27-MAR-2008 21:14:39	Bright	65.000	144	18Del Cyg	2.8600	11000.	130	31760	No
291	GOM_NL__2PRFIN20080327_211625_000000422067_00143_31760_8740.N1	27-MAR-2008 21:16:25	Bright	41.500	66	37Gam Cyg	2.2080	5900.0	83	31760	No
292	GOM_NL__2PRFIN20080327_211821_000000412067_00143_31760_8741.N1	27-MAR-2008 21:18:21	Bright	40.500	92	53Eps Cyg	2.5000	4500.0	81	31760	No
293	GOM_NL__2PRFIN20080327_212753_000000612067_00143_31760_8742.N1	27-MAR-2008 21:27:53	Dark	60.500	11	53Alp Aql	0.76500	8000.0	121	31760	No
294	GOM_NL__2PRFIN20080327_214132_000000532067_00143_31760_8743.N1	27-MAR-2008 21:41:32	Dark	53.000	57	34Sig Sgr	2.0660	26000.	106	31760	No
295	GOM_NL__2PRFIN20080327_214508_000000542067_00144_31761_8744.N1	27-MAR-2008 21:45:08	Dark	54.000	38	20Eps Sgr	1.8360	11000.	108	31761	No
296	GOM_NL__2PRFIN20080327_214916_000000322067_00144_31761_8737.N1	27-MAR-2008 21:49:16	Dark	32.000	25	35Lam Sco	1.6200	28000.	64	31761	No
297	GOM_NL__2PRFIN20080327_215317_000000402067_00144_31761_8738.N1	27-MAR-2008 21:53:17	Dark	40.000	134	Bet TrA	2.8100	6600.0	80	31761	No
298	GOM_NL__2PRFIN20080327_215558_000000442067_00144_31761_8739.N1	27-MAR-2008 21:55:58	Dark	44.000	4	Alp1Cen	-0.010000	5800.0	88	31761	No
299	GOM_NL__2PRFIN20080327_215833_000000442067_00144_31761_8740.N1	27-MAR-2008 21:58:33	Straylight	44.000	78	Alp Lup	2.3040	28000.	88	31761	No
300	GOM_NL__2PRFIN20080327_220008_000000492067_00144_31761_8741.N1	27-MAR-2008 22:00:08	Straylight	49.000	81	Eta Cen	2.3560	28000.	98	31761	No
301	GOM_NL__2PRFIN20080327_220146_000000382067_00144_31761_8742.N1	27-MAR-2008 22:01:46	Straylight	38.000	64	Gam Cen	2.2000	10600.	76	31761	No
302	GOM_NL__2PRFIN20080327_220416_000000462067_00144_31761_8743.N1	27-MAR-2008 22:04:16	Straylight	45.500	123	lot Cen	2.7500	10200.	91	31761	No
303	GOM_NL__2PRFIN20080327_220918_000000462067_00144_31761_8744.N1	27-MAR-2008 22:09:18	Straylight	46.000	106	9Bet Crv	2.6480	5600.0	92	31761	No
304	GOM_NL__2PRFIN20080327_221120_000000432067_00144_31761_8745.N1	27-MAR-2008 22:11:20	Tw_i_and_stray	43.000	100	4Gam Crv	2.5800	13100.	86	31761	No
305	GOM_NL__2PRFIN20080327_221640_000000472067_00144_31761_8746.N1	27-MAR-2008 22:16:40	Bright	47.000	121	29Gam Vir	2.7400	7200.0	94	31761	No
306	GOM_NL__2PRFIN20080327_222117_000000392067_00144_31761_8747.N1	27-MAR-2008 22:21:17	Bright	38.500	62	94Bet Leo	2.1360	9700.0	77	31761	No
307	GOM_NL__2PRFIN20080327_222248_000000352067_00144_31761_8748.N1	27-MAR-2008 22:22:48	Bright	35.000	96	68Del Leo	2.5600	9300.0	70	31761	No
308	GOM_NL__2PRFIN20080327_222941_000000362067_00144_31761_8749.N1	27-MAR-2008 22:29:41	Bright	35.500	174	52Psi UMa	3.0040	4400.0	71	31761	No
309	GOM_NL__2PRFIN20080327_223300_000000352067_00144_31761_8750.N1	27-MAR-2008 22:33:00	Bright	35.000	82	48Bet UMa	2.3650	10600.	70	31761	No
310	GOM_NL__2PRFIN20080327_223431_000000382067_00144_31761_8751.N1	27-MAR-2008 22:34:31	Bright	38.000	36	50Alp UMa	1.8000	6300.0	76	31761	No
311	GOM_NL__2PRFIN20080327_224105_000000382067_00144_31761_8752.N1	27-MAR-2008 22:41:05	Bright	37.500	60	7Bet UMi	2.0810	3950.0	75	31761	No
312	GOM_NL__2PRFIN20080327_225013_000000342067_00144_31761_8753.N1	27-MAR-2008 22:50:13	Bright	33.500	89	5Alp Cep	2.4510	8000.0	67	31761	No
313	GOM_NL__2PRFIN20080327_225515_000000442067_00144_31761_8754.N1	27-MAR-2008 22:55:15	Bright	44.000	144	18Del Cyg	2.8600	11000.	88	31761	No
314	GOM_NL__2PRFIN20080327_225701_000000432067_00144_31761_8755.N1	27-MAR-2008 22:57:01	Bright	43.000	66	37Gam Cyg	2.2080	5900.0	86	31761	No
315	GOM_NL__2PRFIN20080327_225857_000000422067_00144_31761_8756.N1	27-MAR-2008 22:58:57	Bright	42.000	92	53Eps Cyg	2.5000	4500.0	84	31761	No
316	GOM_NL__2PRFIN20080327_230829_000000602067_00144_31761_8757.N1	27-MAR-2008 23:08:29	Dark	60.000	11	53Alp Aql	0.76500	8000.0	120	31761	No
317	GOM_NL__2PRFIN20080327_232209_000000532067_00144_31761_8758.N1	27-MAR-2008 23:22:09	Dark	52.500	57	34Sig Sgr	2.0660	26000.	105	31761	No
318	GOM_NL__2PRFIN20080327_232545_000000522067_00145_31762_8754.N1	27-MAR-2008 23:25:45	Dark	51.500	38	20Eps Sgr	1.8360	11000.	103	31762	No
319	GOM_NL__2PRFIN20080327_232953_000000302067_00145_31762_8755.N1	27-MAR-2008 23:29:53	Dark	30.000	25	35Lam Sco	1.6200	28000.	60	31762	No
320	GOM_NL__2PRFIN20080327_233353_000000392067_00145_31762_8756.N1	27-MAR-2008 23:33:53	Dark	39.000	134	Bet TrA	2.8100	6600.0	78	31762	No
321	GOM_NL__2PRFIN20080327_233634_000000472067_00145_31762_8757.N1	27-MAR-2008 23:36:34	Dark	47.000	4	Alp1Cen	-0.010000	5800.0	94	31762	No
322	GOM_NL__2PRFIN20080327_233910_000000432067_00145_31762_8758.N1	27-MAR-2008 23:39:10	Straylight	42.500	78	Alp Lup	2.3040	28000.	85	31762	No
323	GOM_NL__2PRFIN20080327_234045_000000482067_00145_31762_8759.N1	27-MAR-2008 23:40:45	Straylight	47.500	81	Eta Cen	2.3560	28000.	95	31762	No
324	GOM_NL__2PRFIN20080327_234222_000000392067_00145_31762_8760.N1	27-MAR-2008 23:42:22	Straylight	38.500	64	Gam Cen	2.2000	10600.	77	31762	No
325	GOM_NL__2PRFIN20080327_234452_000000422067_00145_31762_8761.N1	27-MAR-2008 23:44:52	Straylight	41.500	123	lot Cen	2.7500	10200.	83	31762	No
326	GOM_NL__2PRFIN20080327_234954_000000482067_00145_31762_8762.N1	27-MAR-2008 23:49:54	Straylight	47.500	106	9Bet Crv	2.6480	5600.0	95	31762	No
327	GOM_NL__2PRFIN20080327_235156_000000442067_00145_31762_8763.N1	27-MAR-2008 23:51:56	Tw_i_and_stray	43.500	100	4Gam Crv	2.5800	13100.	87	31762	No
328	GOM_NL__2PRFIN20080327_235715_000000462067_00145_31762_8764.N1	27-MAR-2008 23:57:15	Bright	45.500	121	29Gam Vir	2.7400	7200.0	91	31762	No

3. Quality information per product

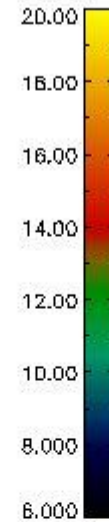
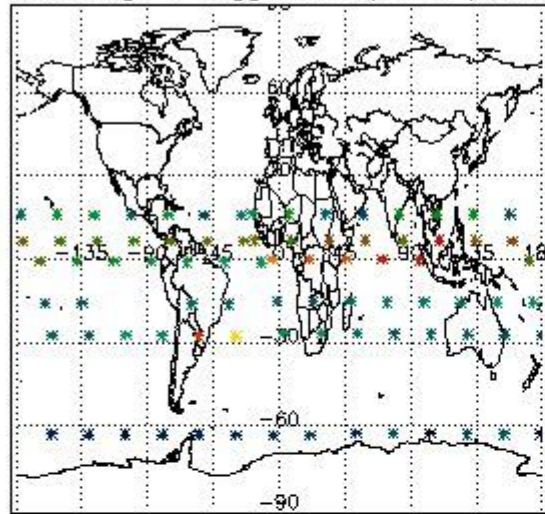
In this section it is plotted some information contained in the Quality Summary data set of the level 2 products. Only products in dark limb conditions and without errors (error flag in the MPH set to "0") are used.

3.1 Plot quality information per product (time dependant)

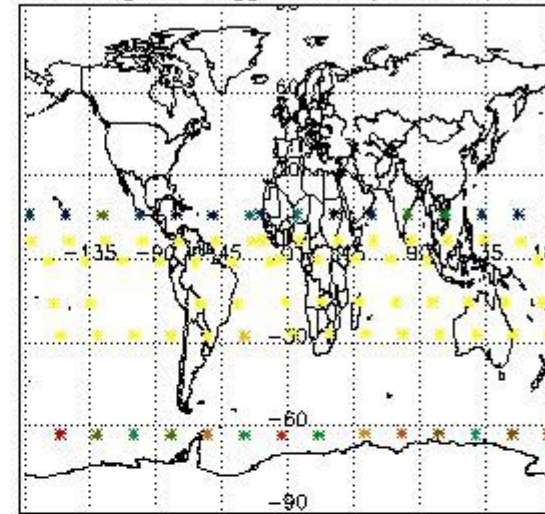


3.2 Plot quality information per product (world map)

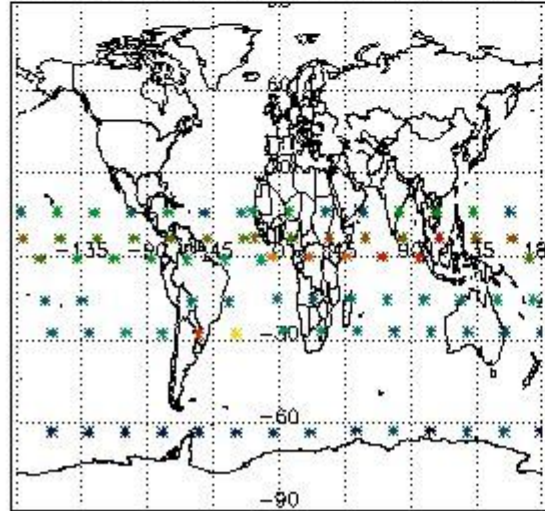
Percentage of flagged data per O3 profile



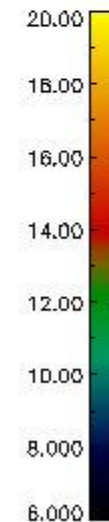
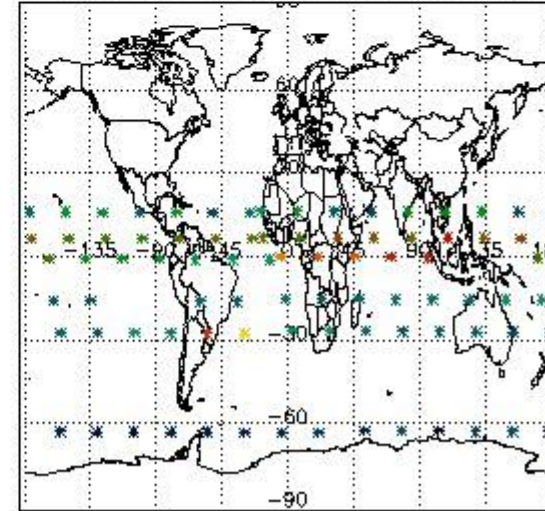
Percentage of flagged data per H2O profile



Percentage of flagged data per NO2 profile



Percentage of flagged data per NO3 profile

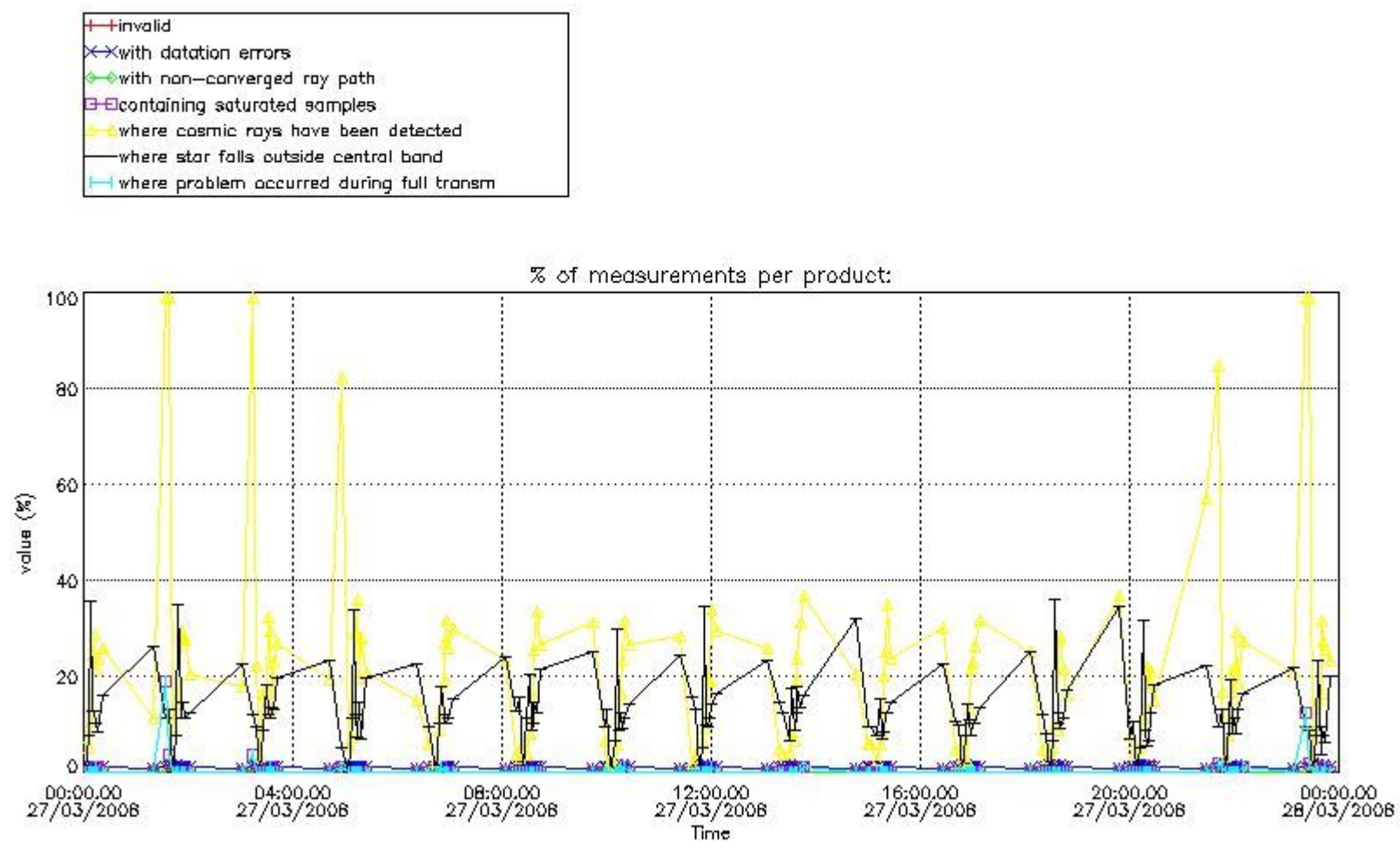


4. Level 1 quality information per product

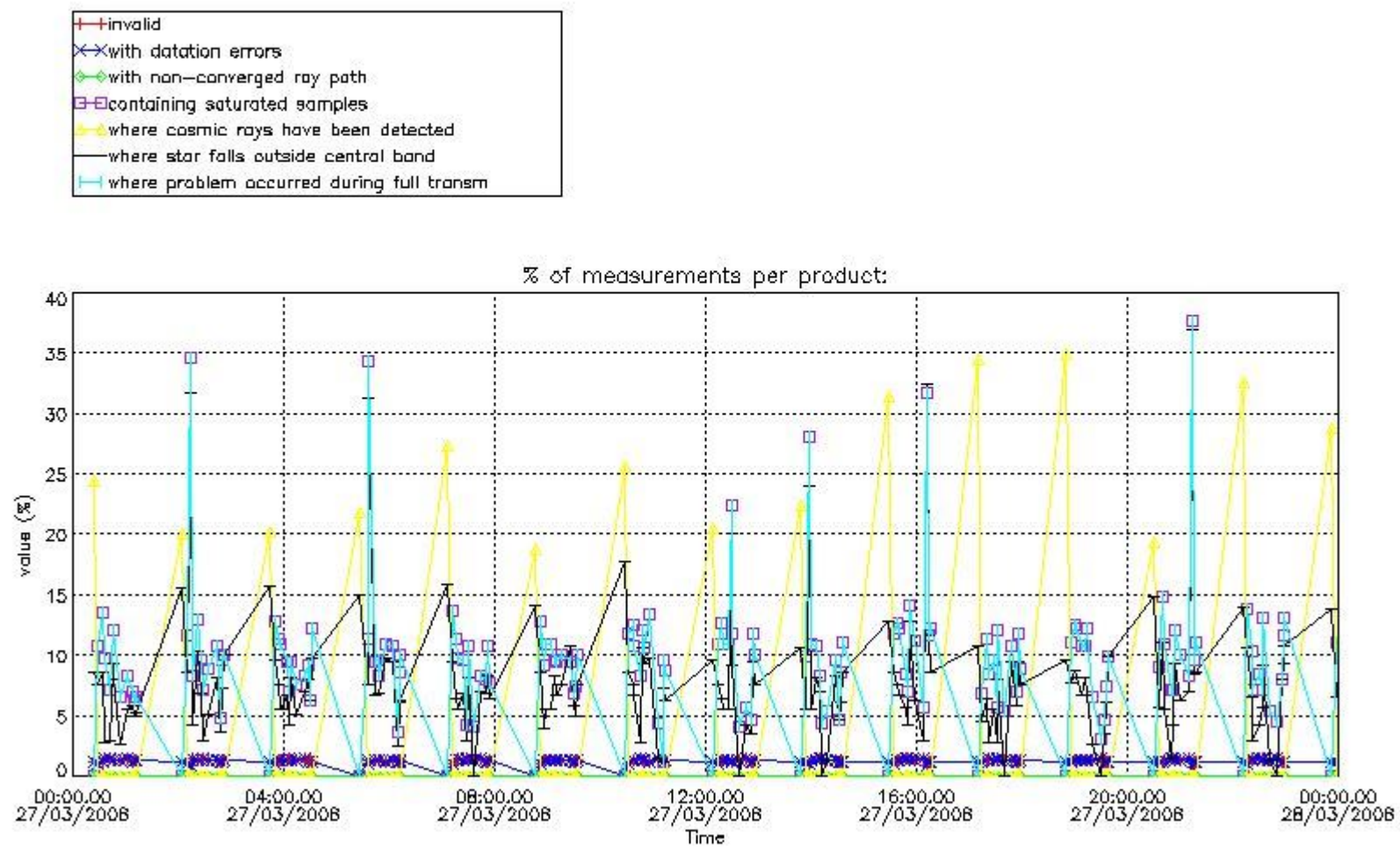
In this section it is plotted some information contained in the Quality Summary data set of the level 2 products that comes from the level 1b processing. Products without errors (error flag in the MPH set to "0") are used.

4.1 Plot quality information per product (time dependant) coming from level 1b processing

4.1.1 Plot level 1 quality information per product (time dependant): ENVISAT ASCENDING passes



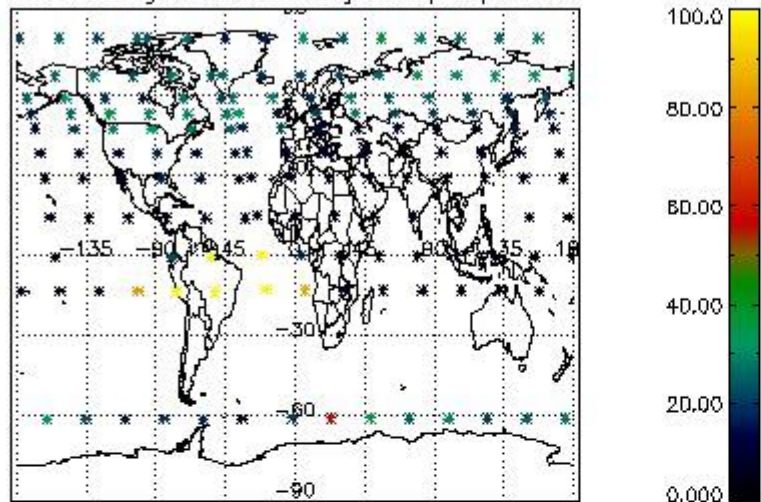
4.1.2 Plot level 1 quality information per product (time dependant): ENVI SAT DESCENDING passes



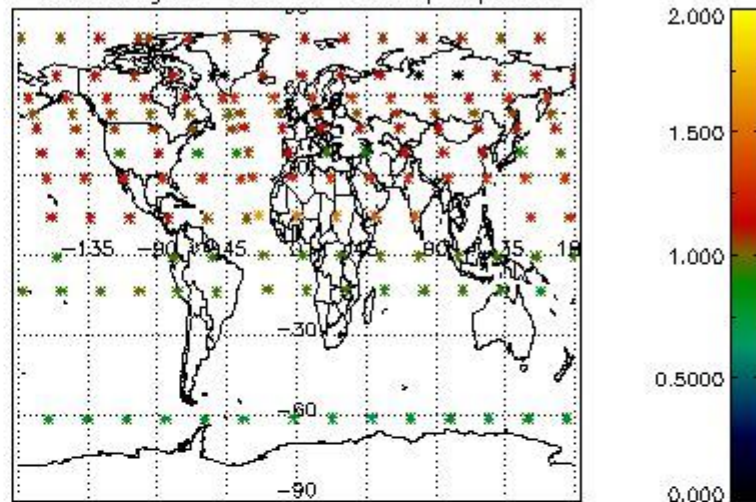
4.2 Plot quality information per product coming from level 1b processing (world map)

4.2.1 Plot level 1 quality information per product (world map): ENVISAT ASCENDING passes

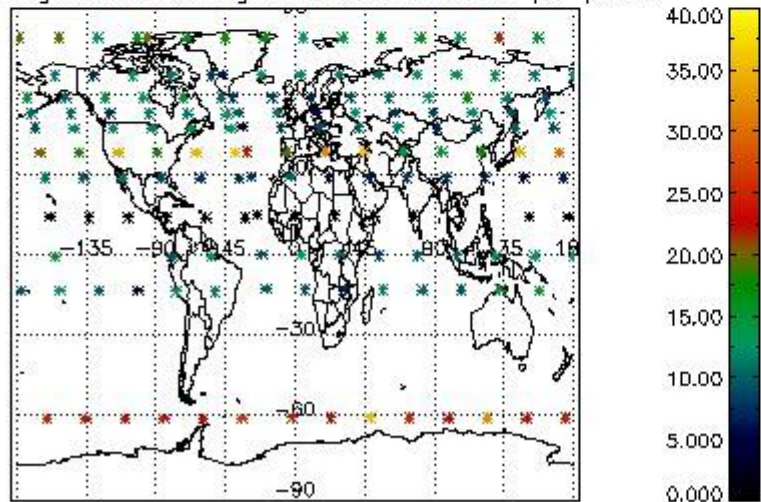
Percentage of cosmic ray hits per profile



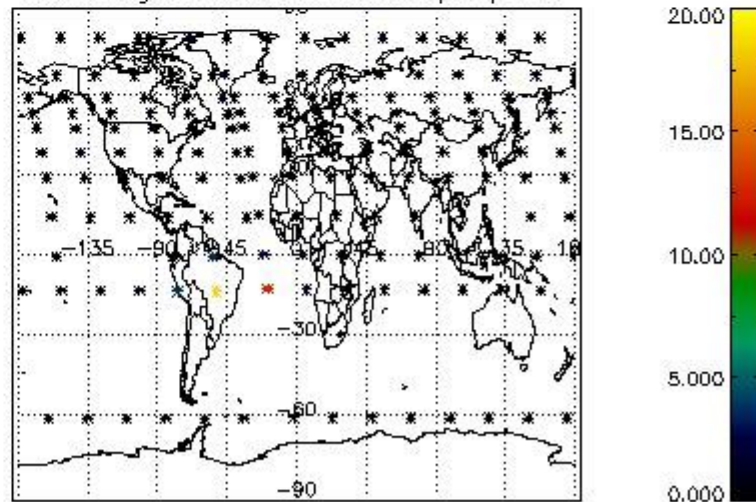
Percentage of datation errors per profile



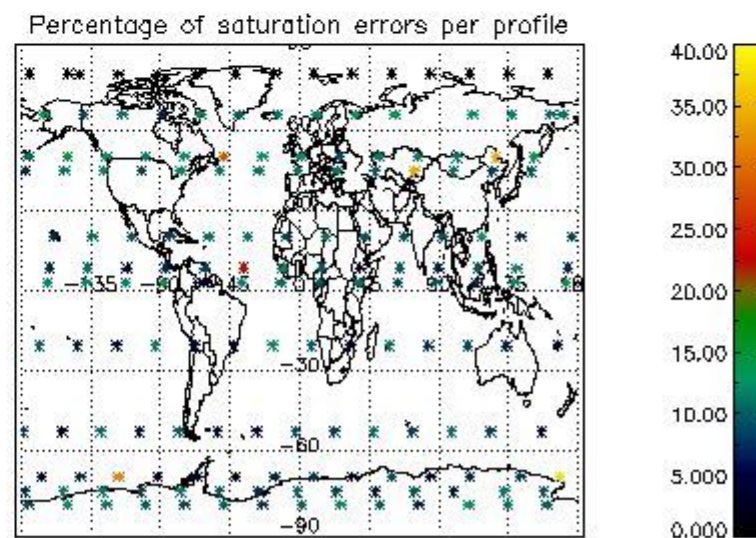
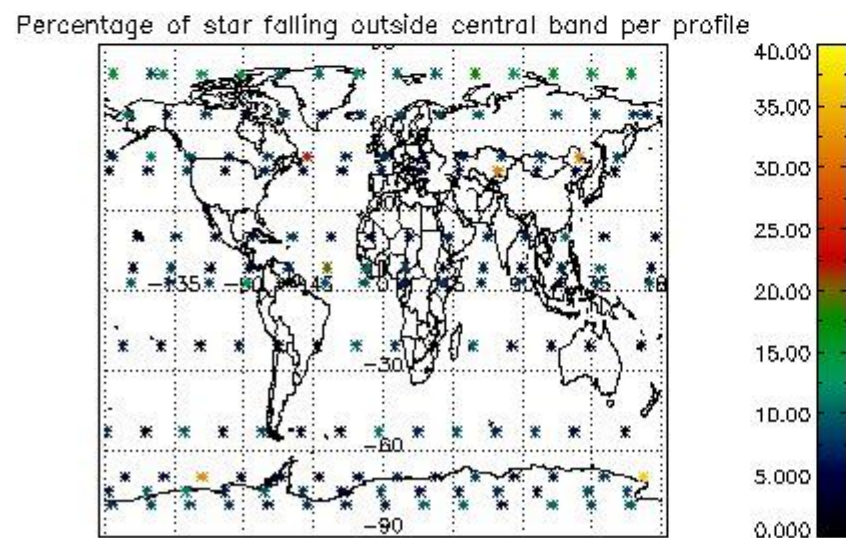
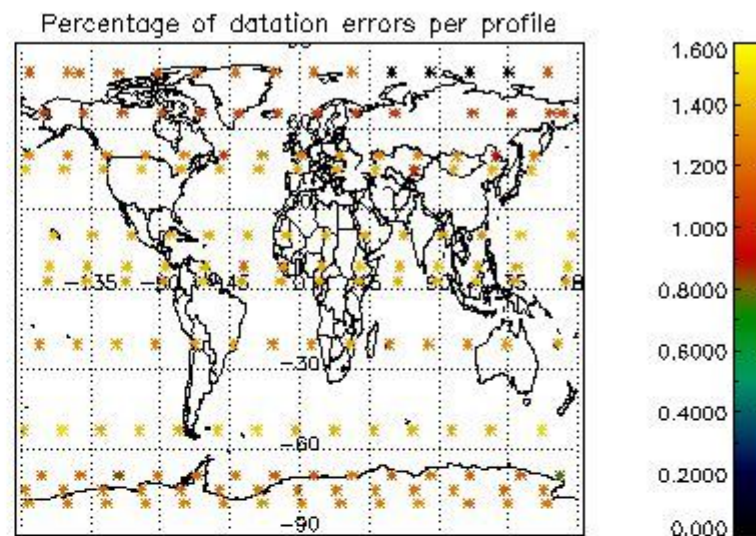
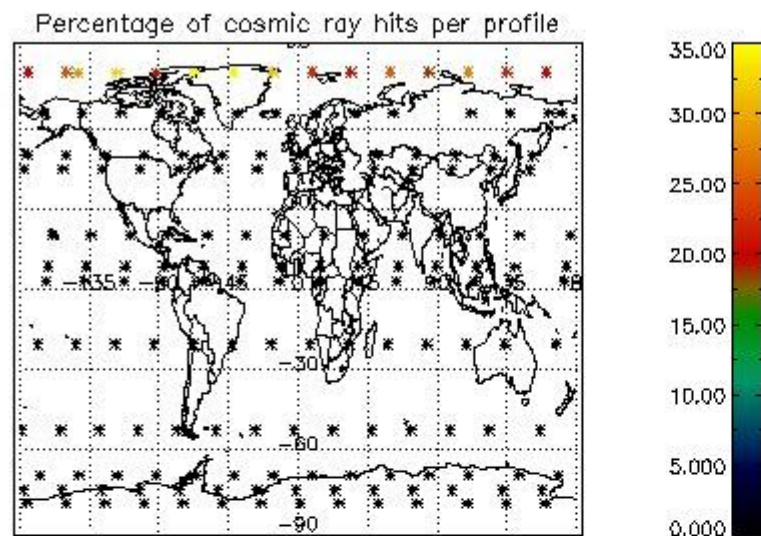
Percentage of star falling outside central band per profile



Percentage of saturation errors per profile



4.2.2 Plot level 1 quality information per product (world map): ENVISAT DESCENDING passes



5. Trace gas profiles

5.1 Ozone statistics based on quality of products

The final quality of the products can be "measured" using the STD (Standard Deviation) attached to every point profile. This information is written to the parameter GOM_NL__2P/NL_LOCAL_SPECIES_DENSITY/o3_std of the level 2 products. The table below shows the statistics for given STD ranges.

The statistics are given with respect to the overall valid production:

- Products without fatal errors: GOM_NL__2P/MPH/PRODUCT_ERR=0
- Valid point profile: GOM_NL__2P/NL_LOCAL_SPECIES_DENSITY/pcd(0)=0

The 'Criteria' is applied to valid points of dark limb products:

- Products in dark limb illumination condition: GOM_NL__2P/NL_SUMMARY_QUALITY/obs_ill_cond=0
- Products without fatal errors: GOM_NL__2P/MPH/PRODUCT_ERR=0
- Valid point profile: GOM_NL__2P/NL_LOCAL_SPECIES_DENSITY/pcd(0)=0

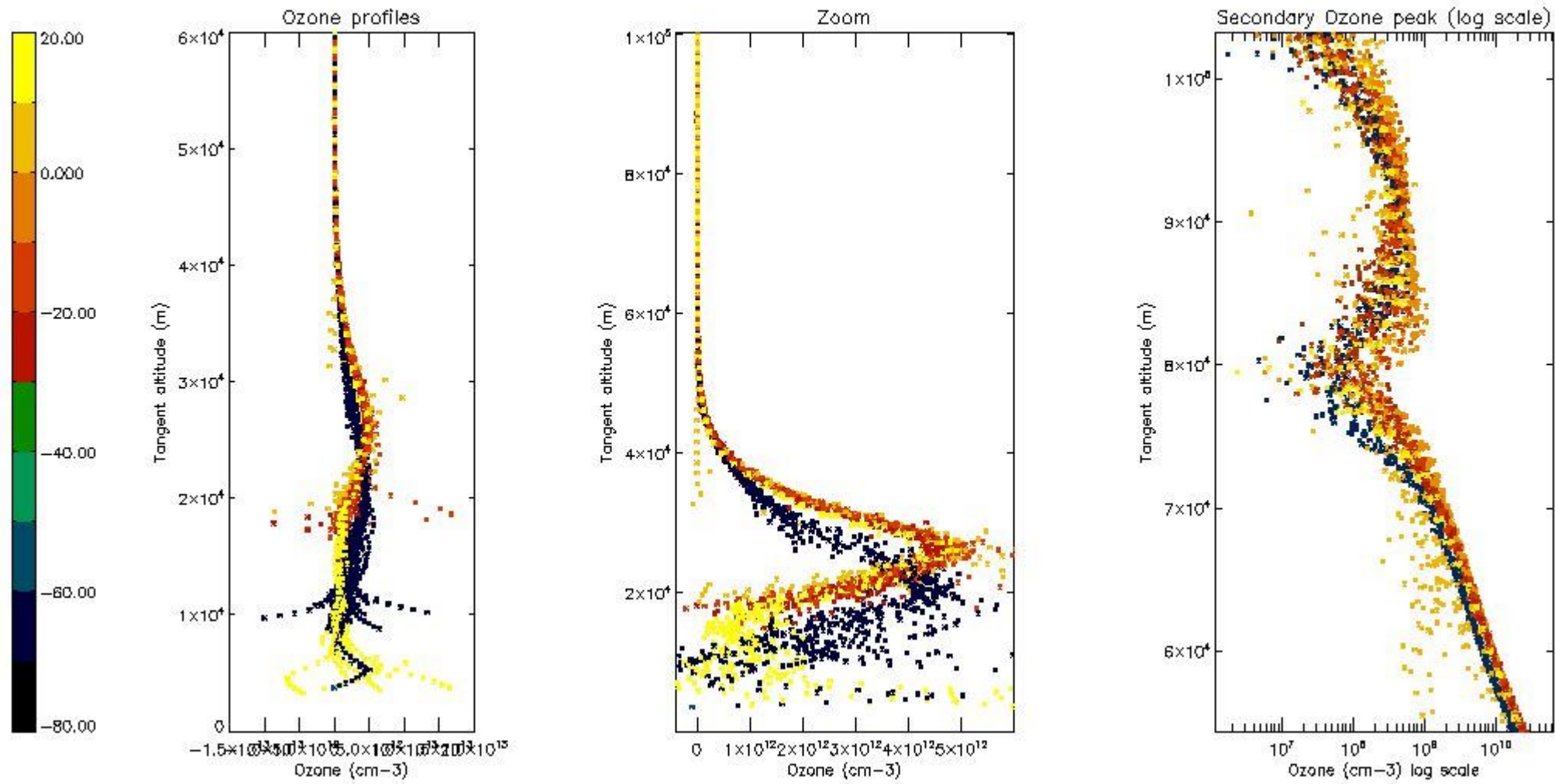
So, the table below shows the percentage of dark limb and valid observations for each criteria with respect to the overall valid daily observations.

Criteria	% of total production
All STD	30
STD < 20	19

STD < 10	15
STD < 5	12

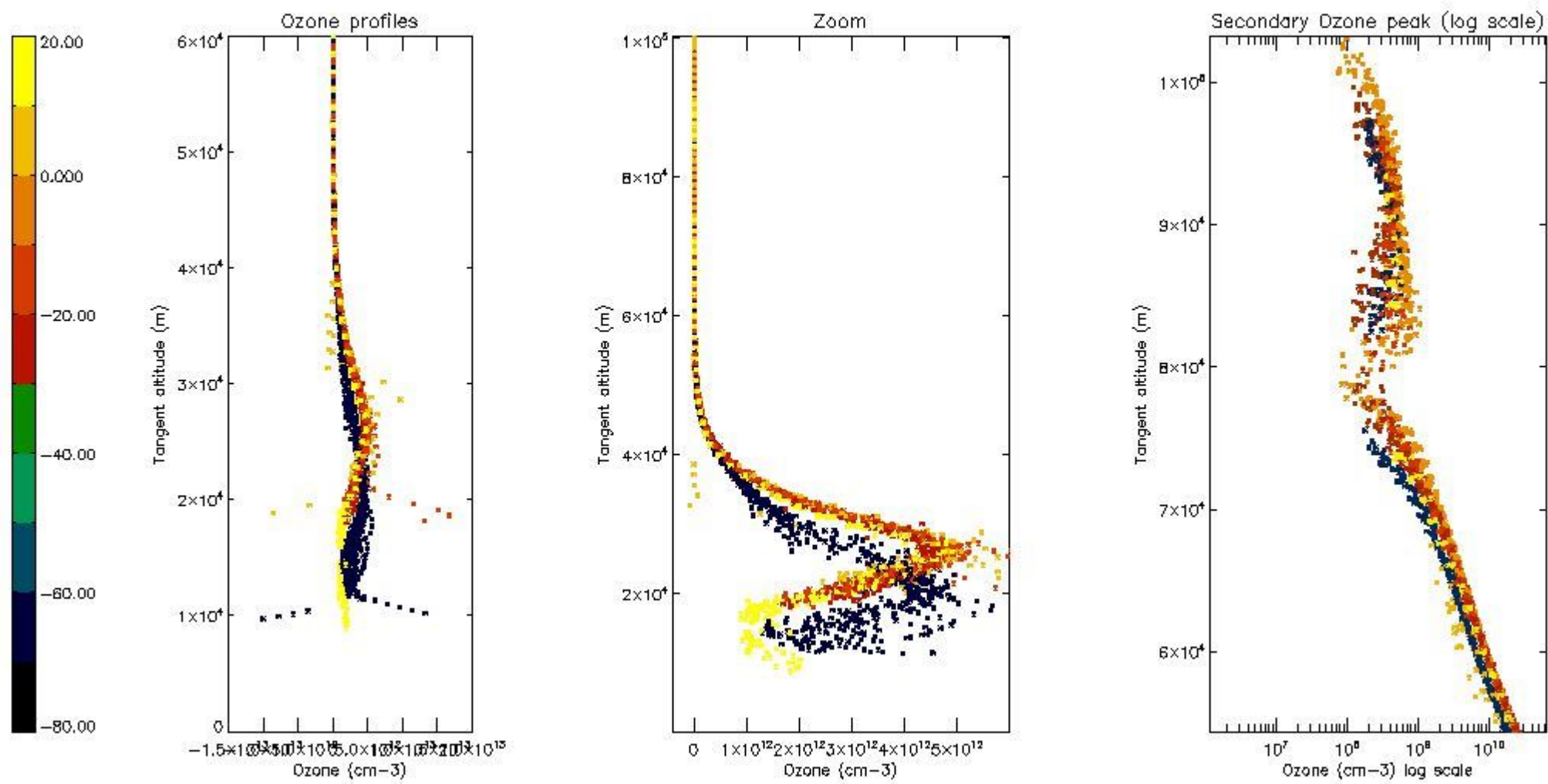
5.2 Plot ozone profiles for all STD (dark without errors)

The colorbar represents the latitude.



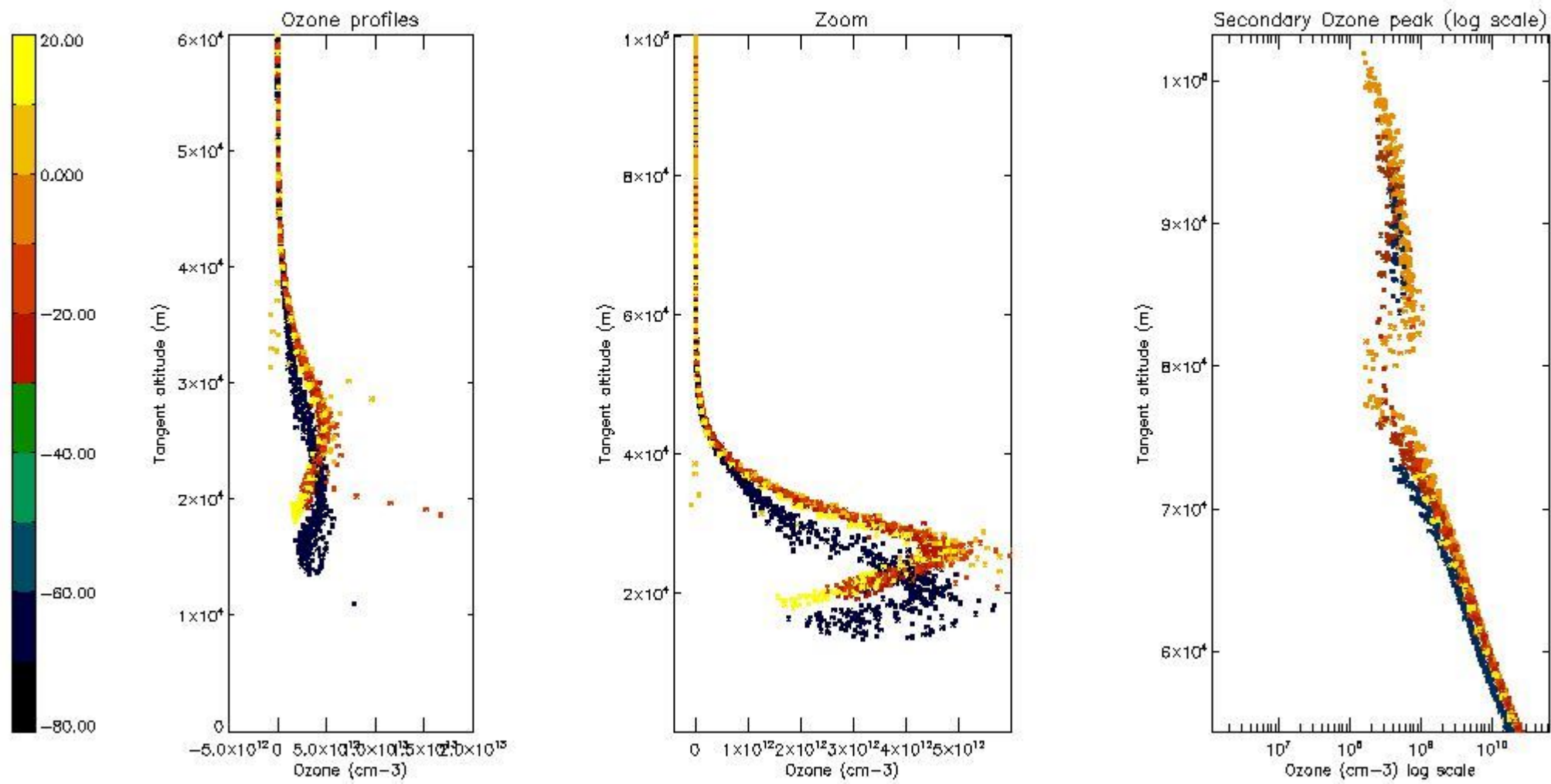
5.3 Plot ozone profiles where STD < 20% (dark without errors)

The colorbar represents the latitude.



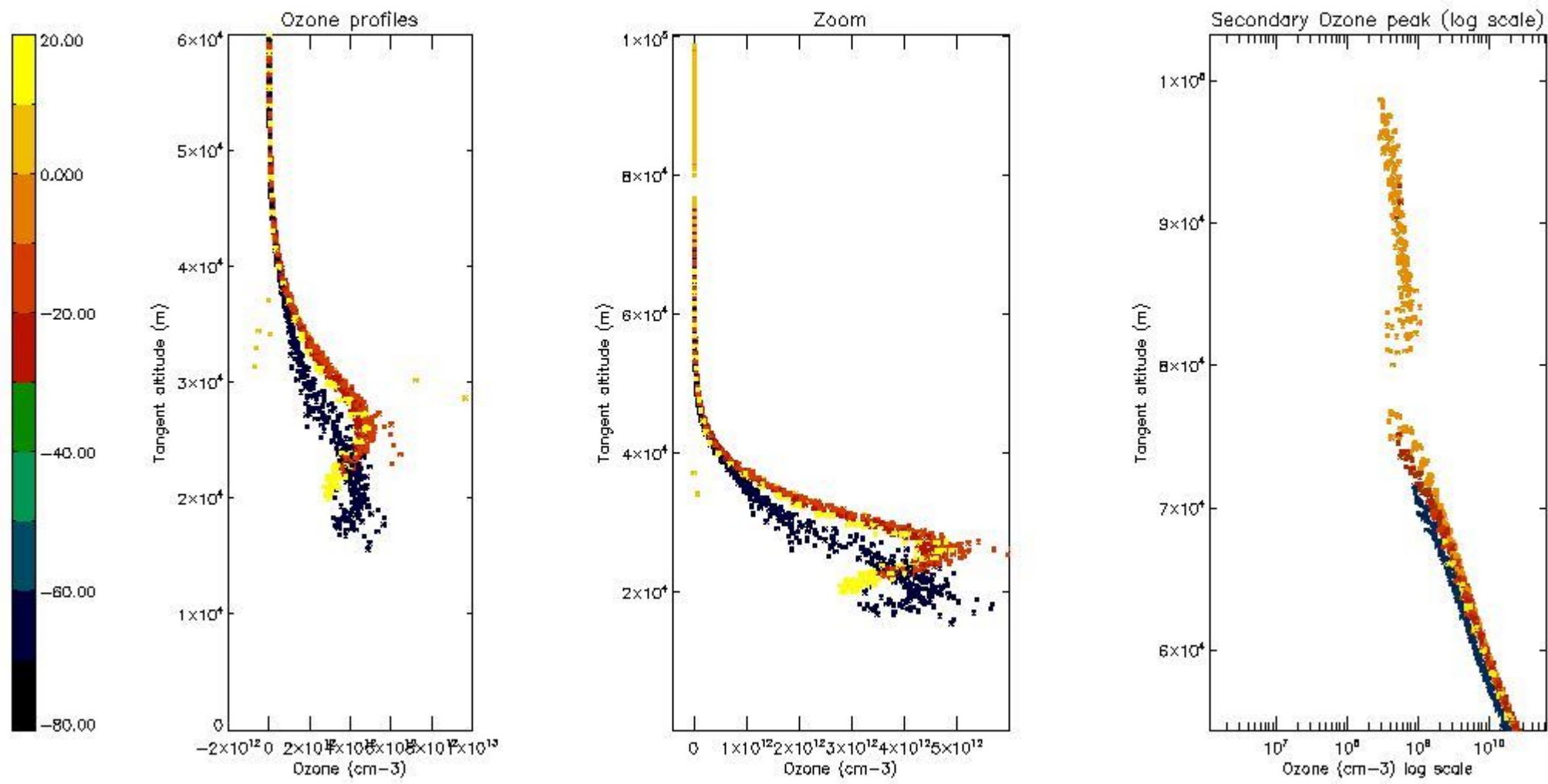
5.4 Plot ozone profiles where $STD < 10\%$ (dark without errors)

The colorbar represents the latitude.



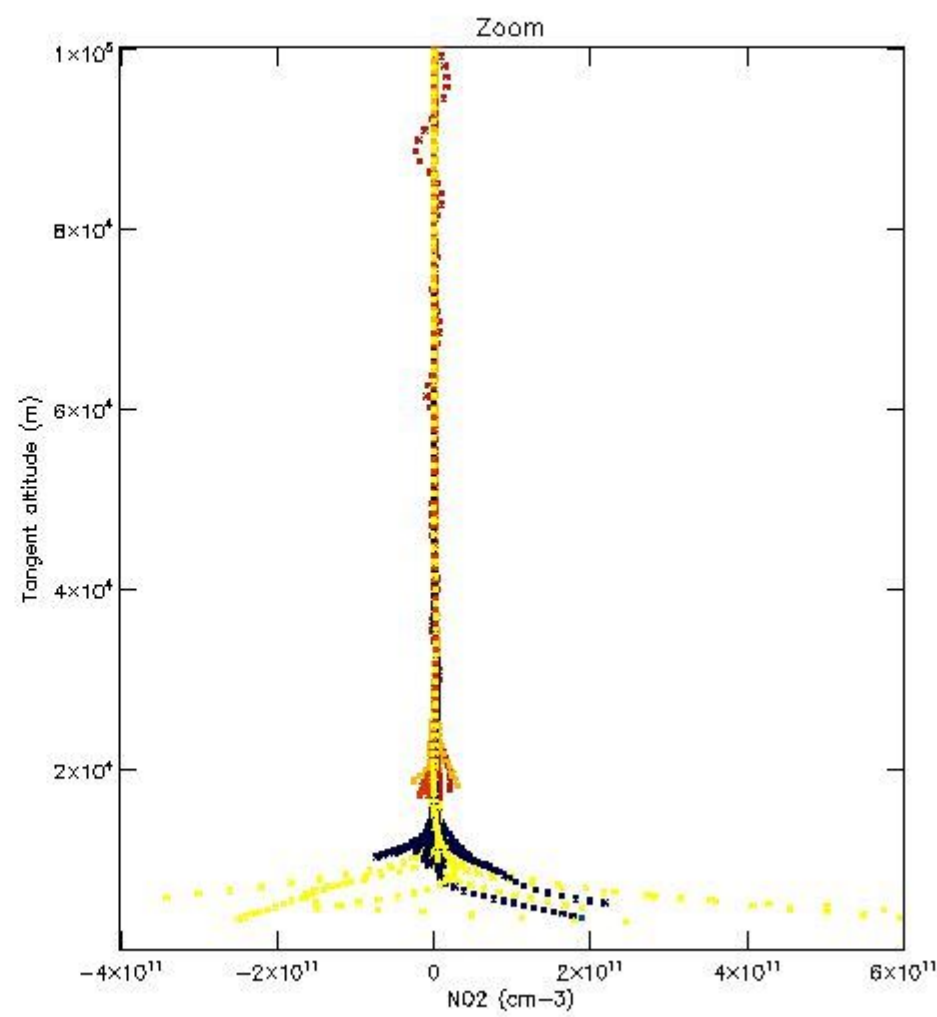
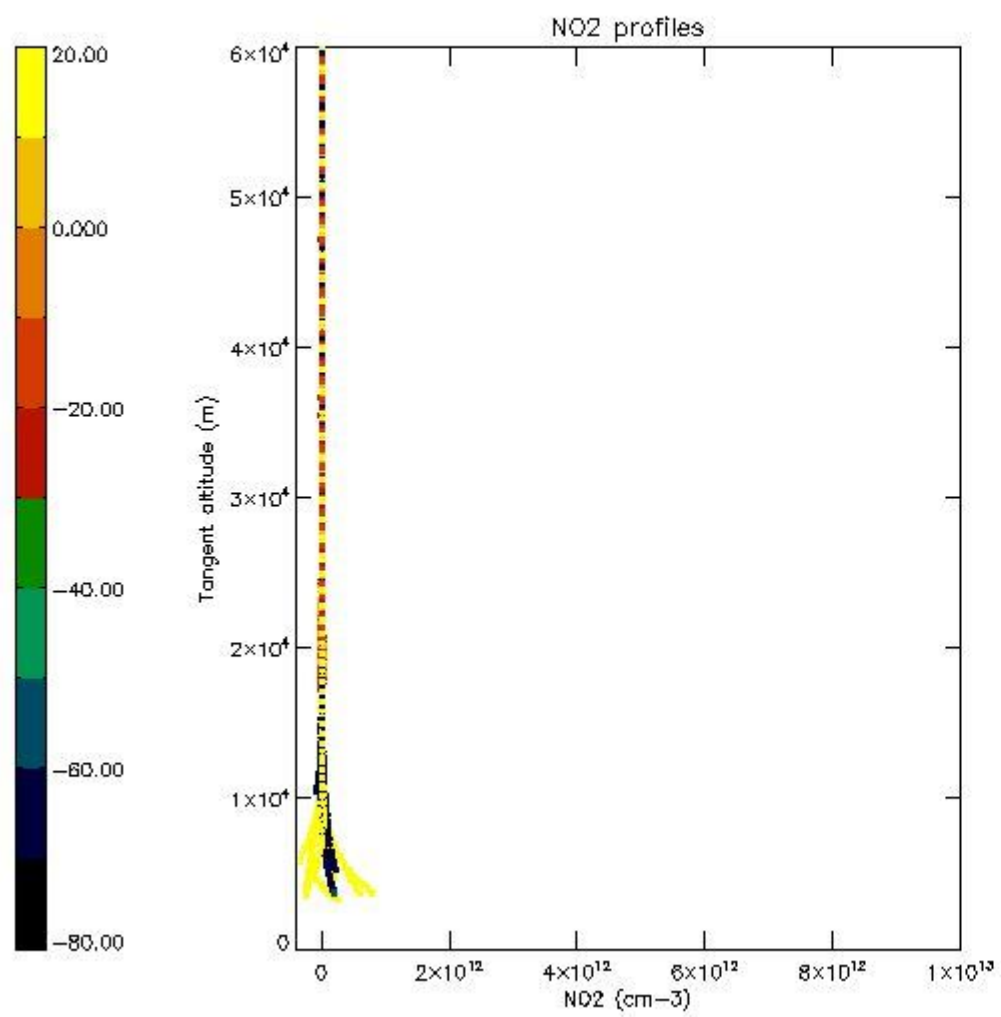
5.5 Plot ozone profiles where STD < 5% (dark without errors)

The colorbar represents the latitude.



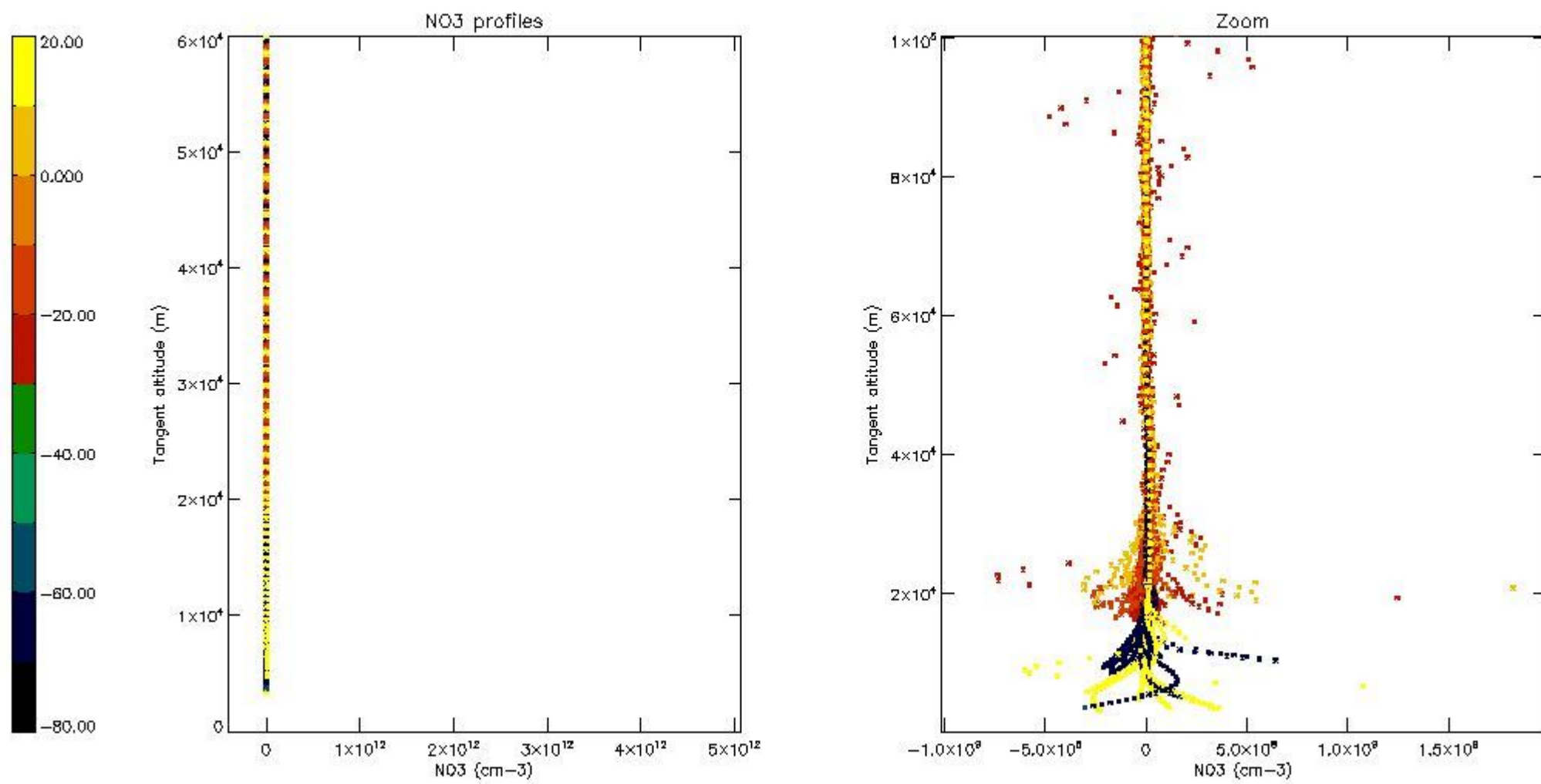
5.6 Plot NO₂ profiles for all STD (dark without errors)

The colorbar represents the latitude.



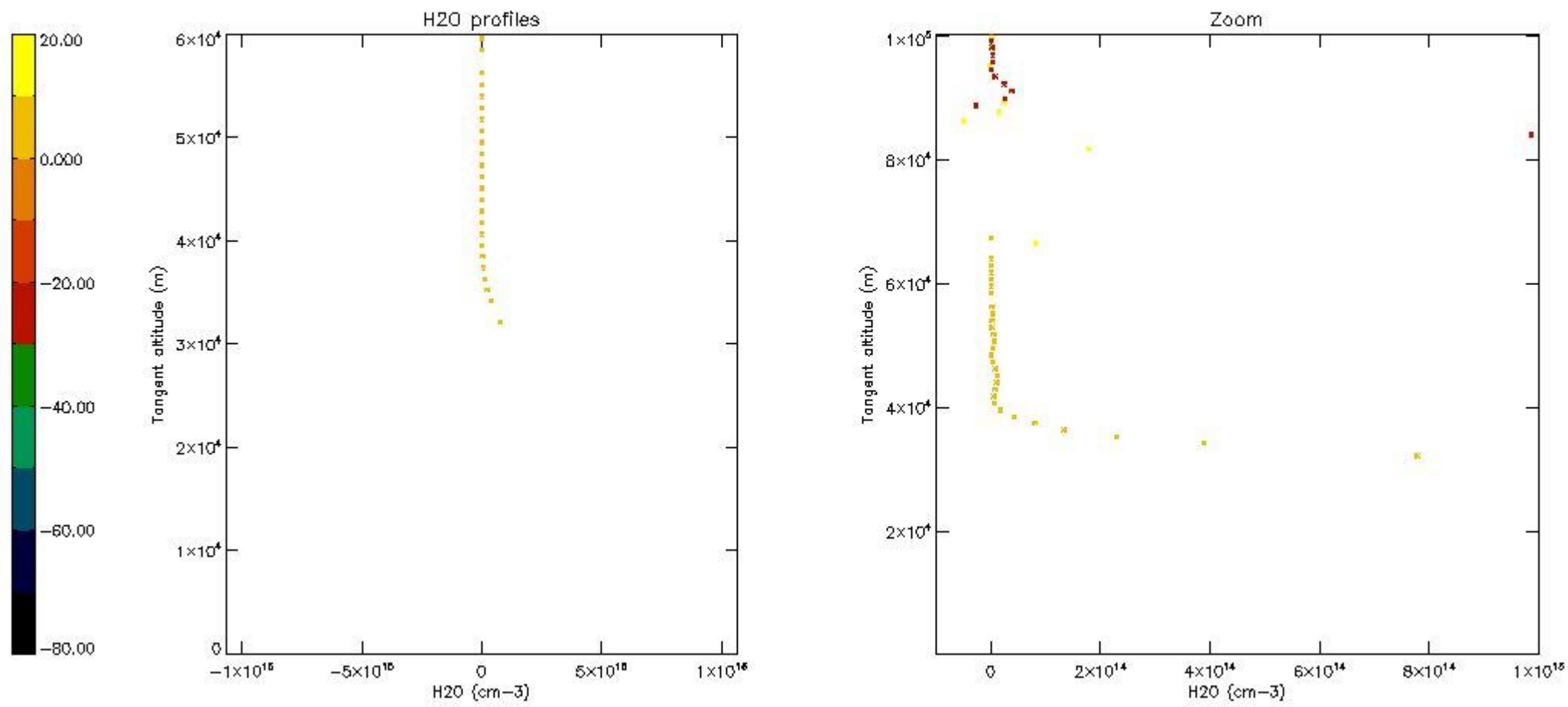
5.7 Plot NO3 profiles for all STD (dark without errors)

The colorbar represents the latitude.



5.8 Plot H₂O profiles for all STD (only for occultations of stars 1,2,3,4,13,14,16,26,63 dark without errors)

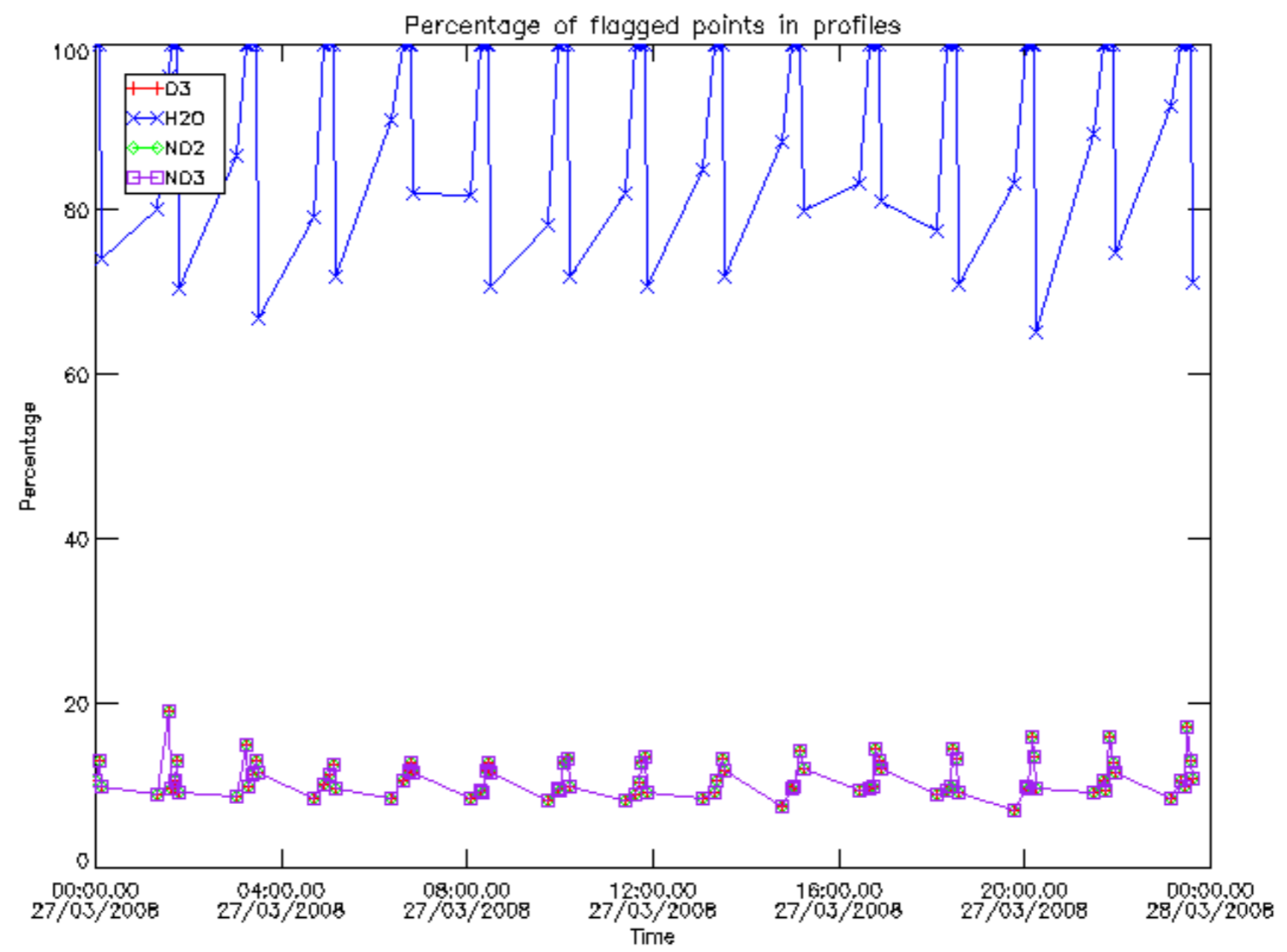
The colorbar represents the latitude.



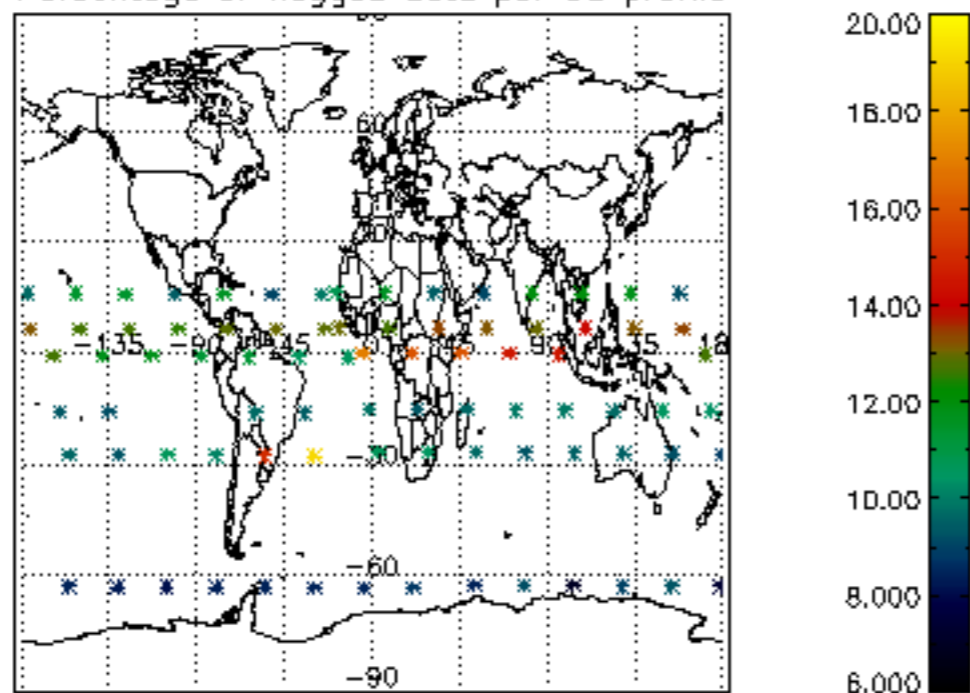
6. Auxiliary Data Files used for the production reported in section 2

The number reported in the third column indicates since which file (see list in section 2) the corresponding auxiliary file has been used. The fourth column is the date of those product files.

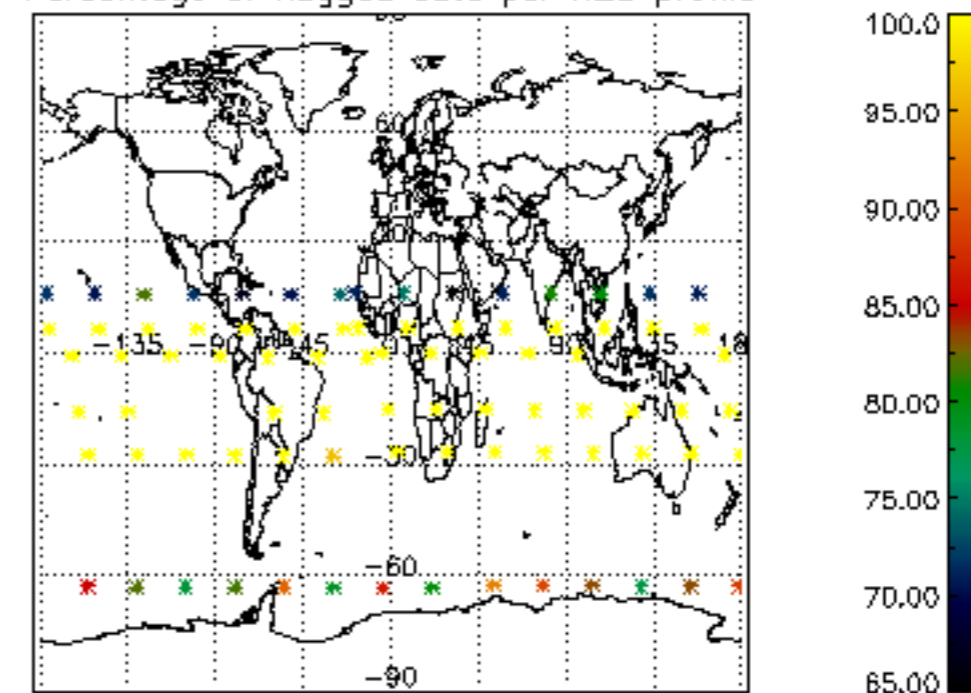
Type	Auxiliary Filename	Used since product	Used since product date
INST_PHYS_CHARACTERISTICS	GOM_INS_AXVIEC20091111_143220_20030716_120000_20500101_000000	1	27-MAR-2008 00:01:11
LEVEL-2_PROC_CONFIG	GOM_PR2_AXVIEC20091111_152718_20020301_000000_20500101_000000	1	27-MAR-2008 00:01:11
CROSS_SECTIONS_FILE	GOM_CRS_AXVIEC20091111_154832_20020301_000000_20500101_000000	1	27-MAR-2008 00:01:11



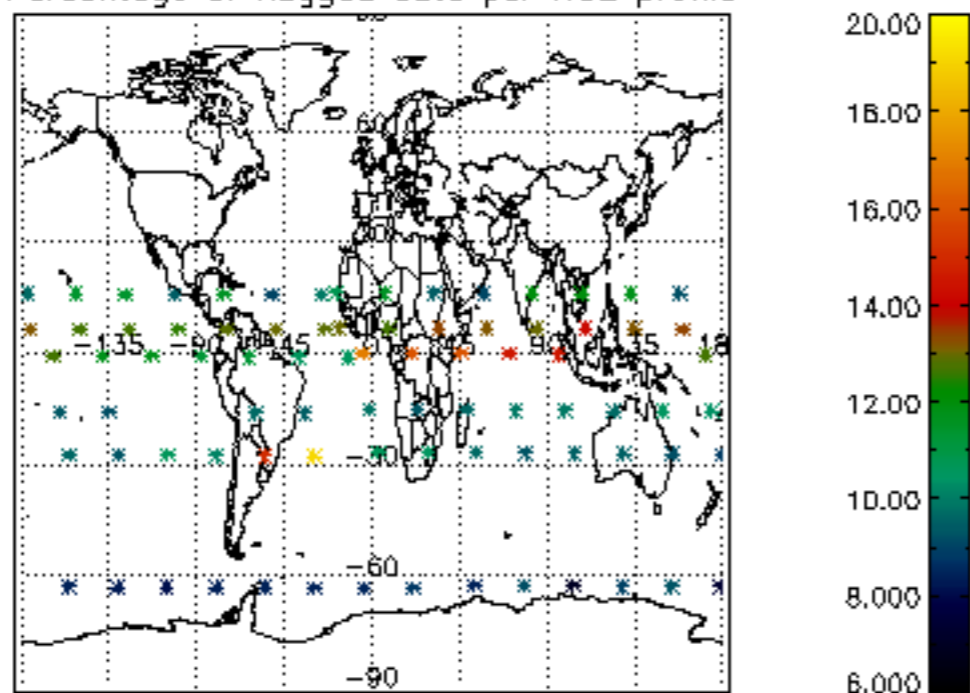
Percentage of flagged data per D3 profile



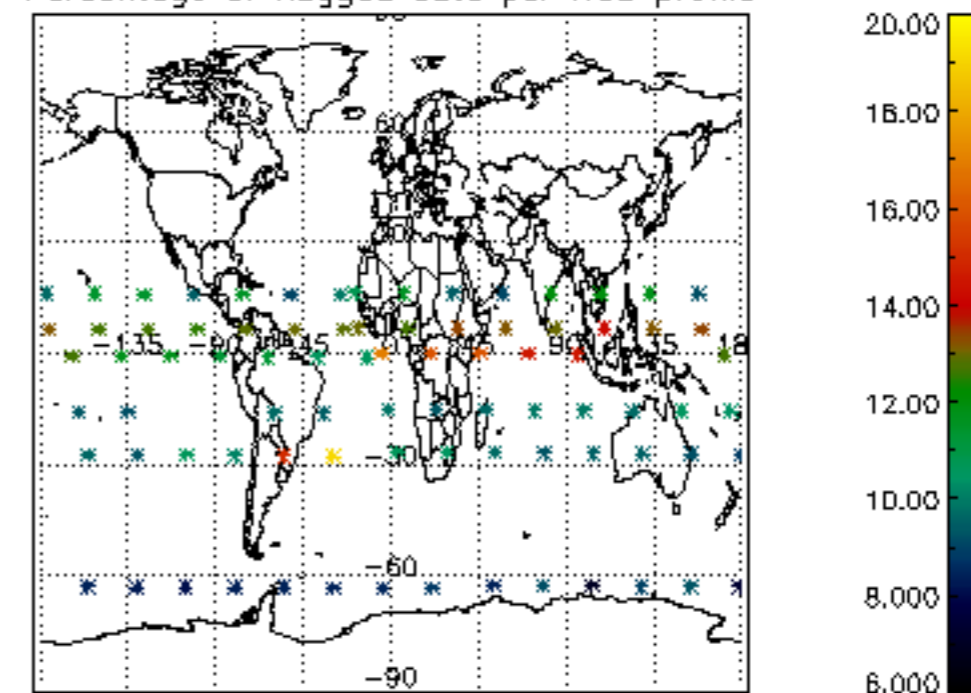
Percentage of flagged data per H2O profile

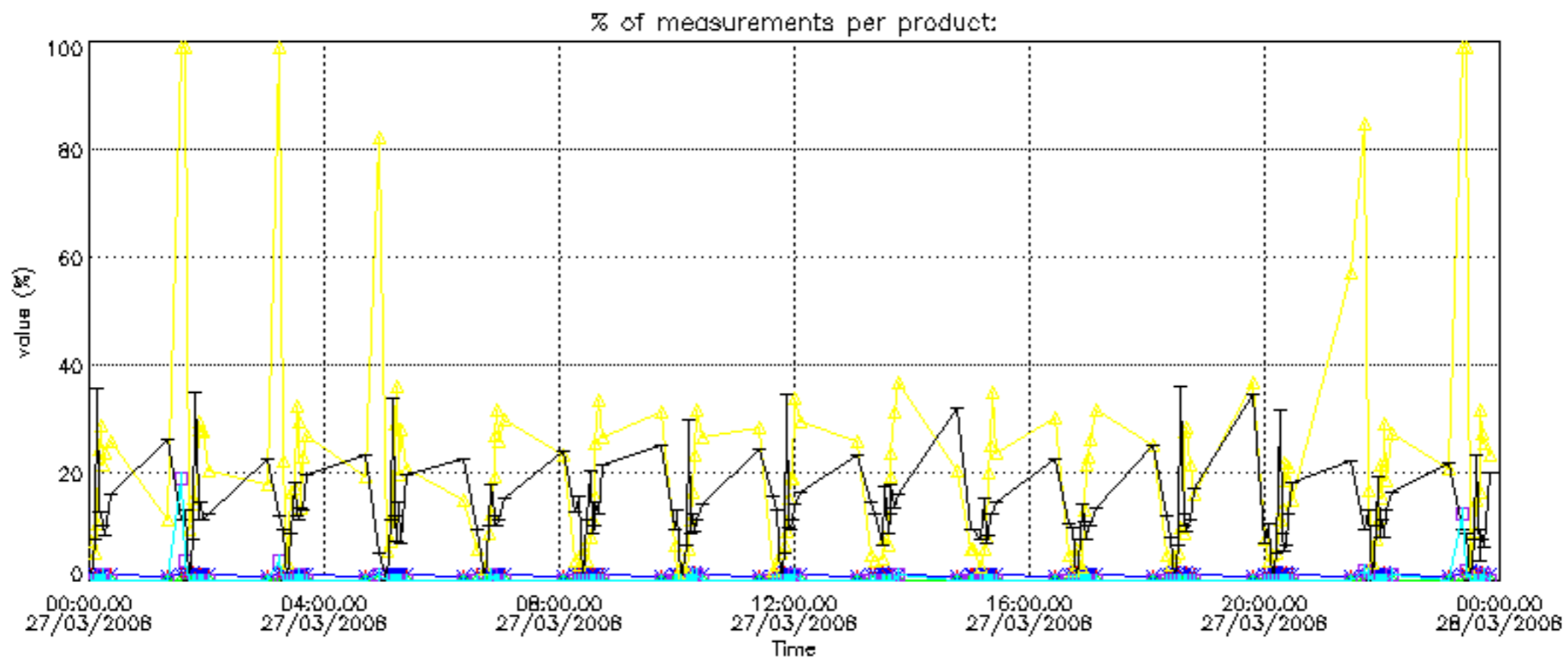


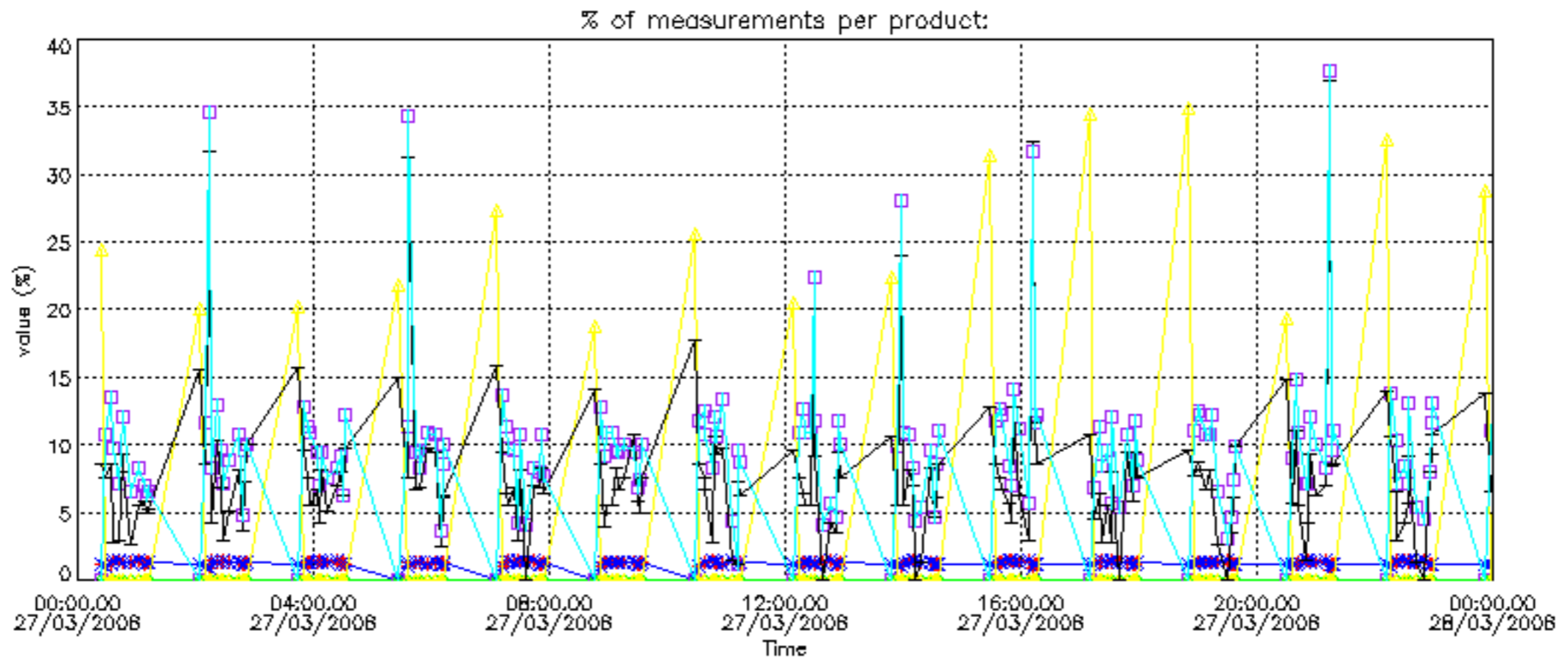
Percentage of flagged data per NO2 profile



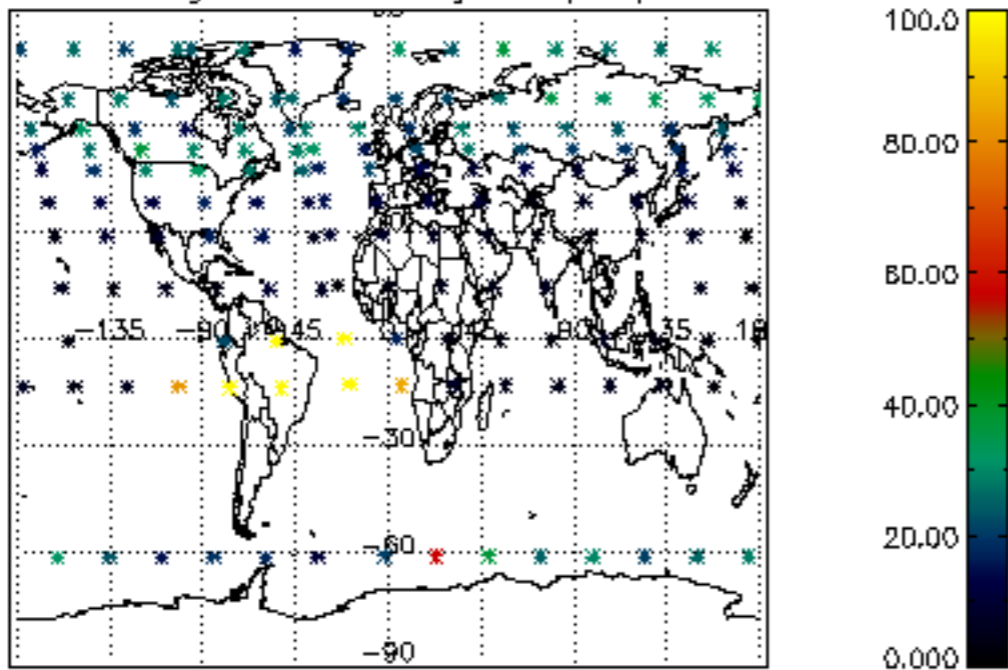
Percentage of flagged data per NO3 profile



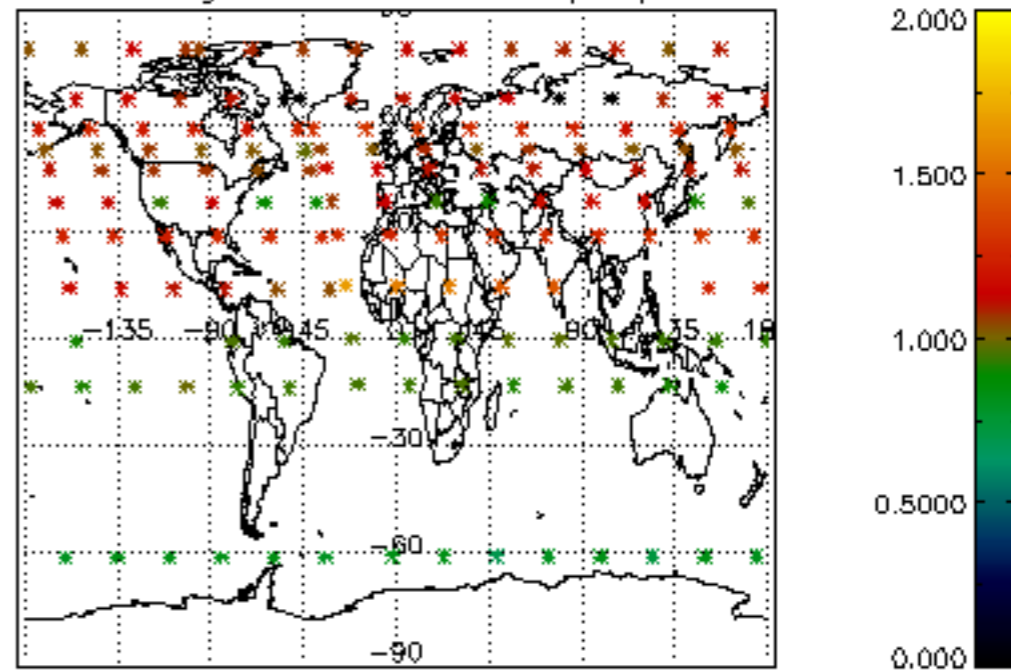




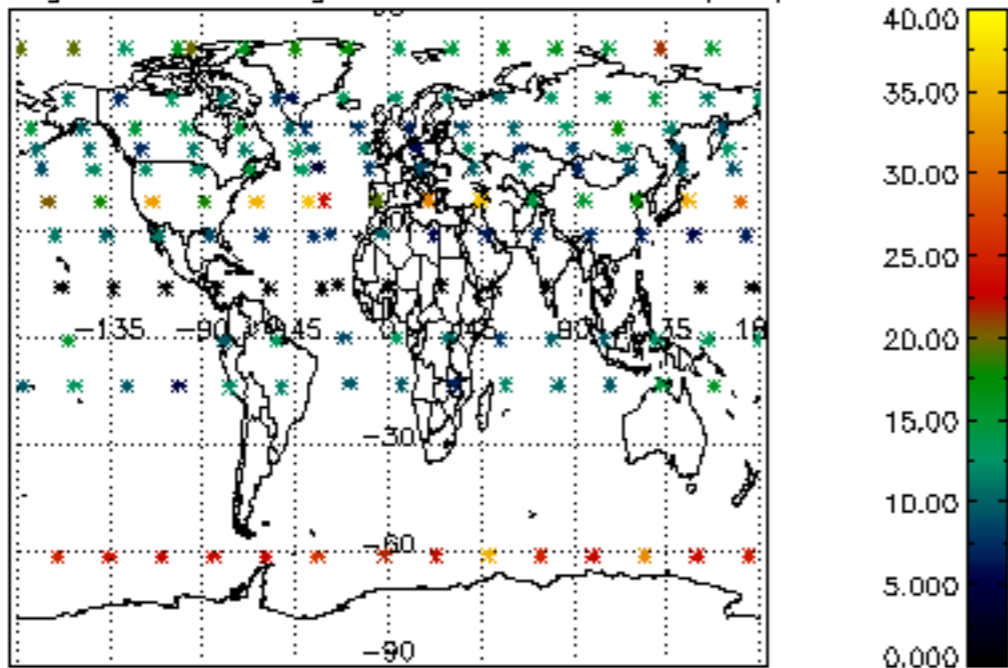
Percentage of cosmic ray hits per profile



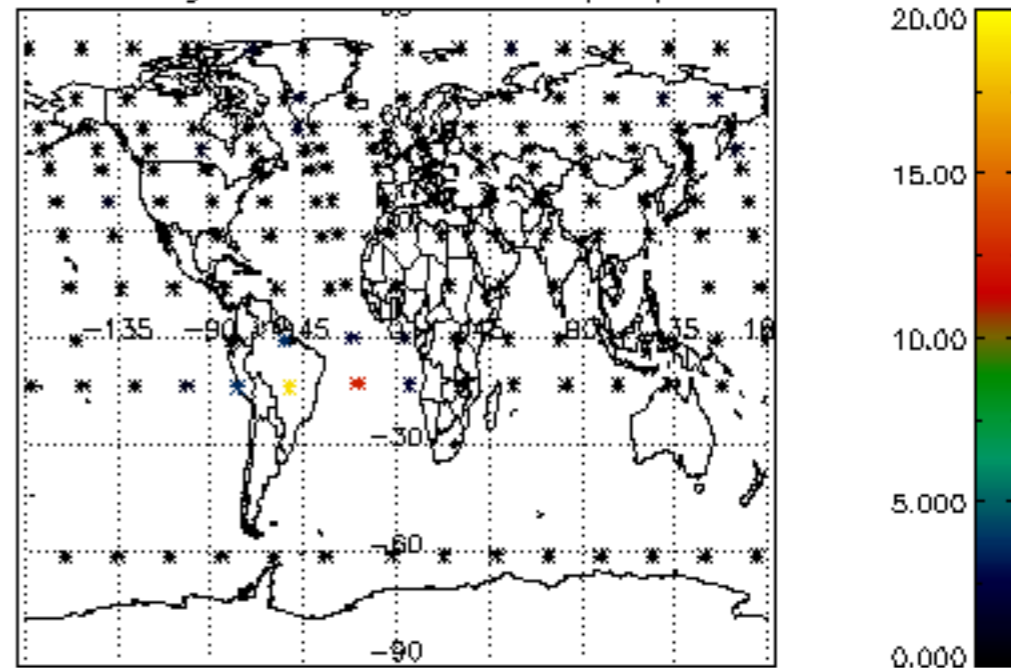
Percentage of datation errors per profile



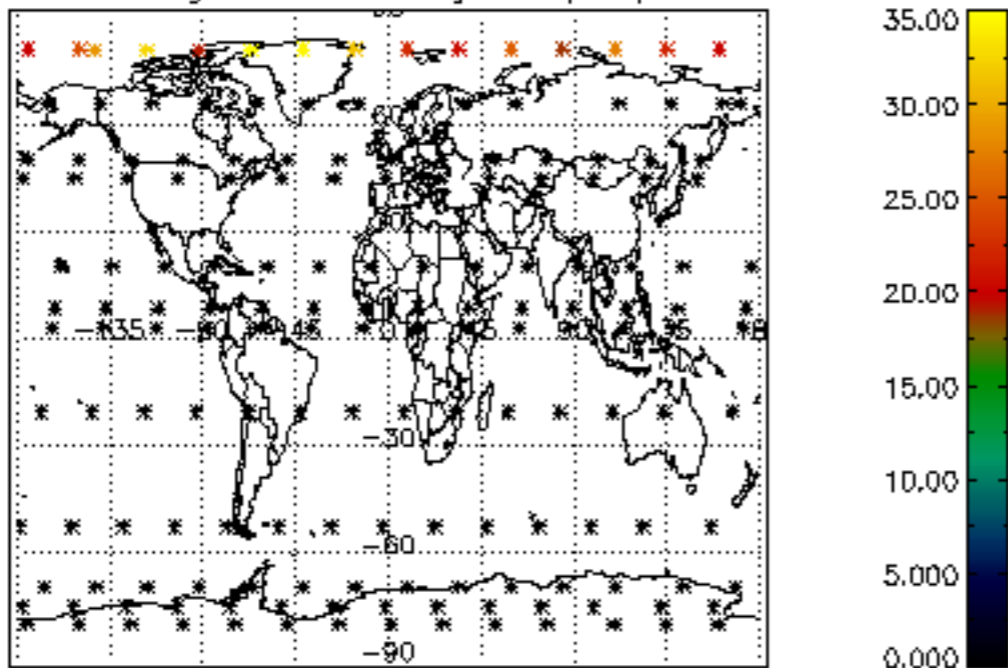
Percentage of star falling outside central band per profile



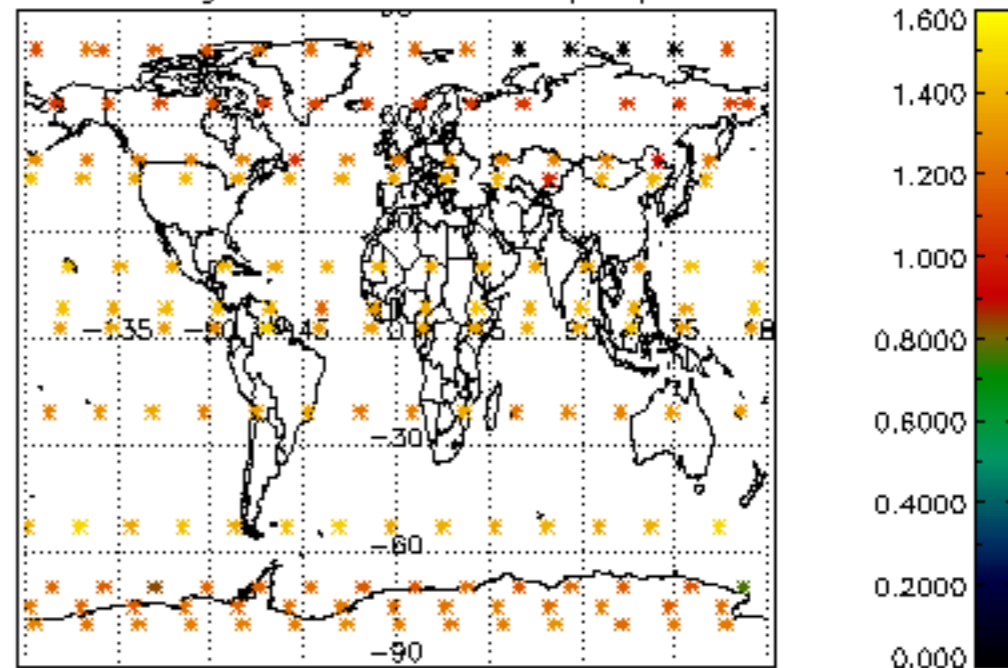
Percentage of saturation errors per profile



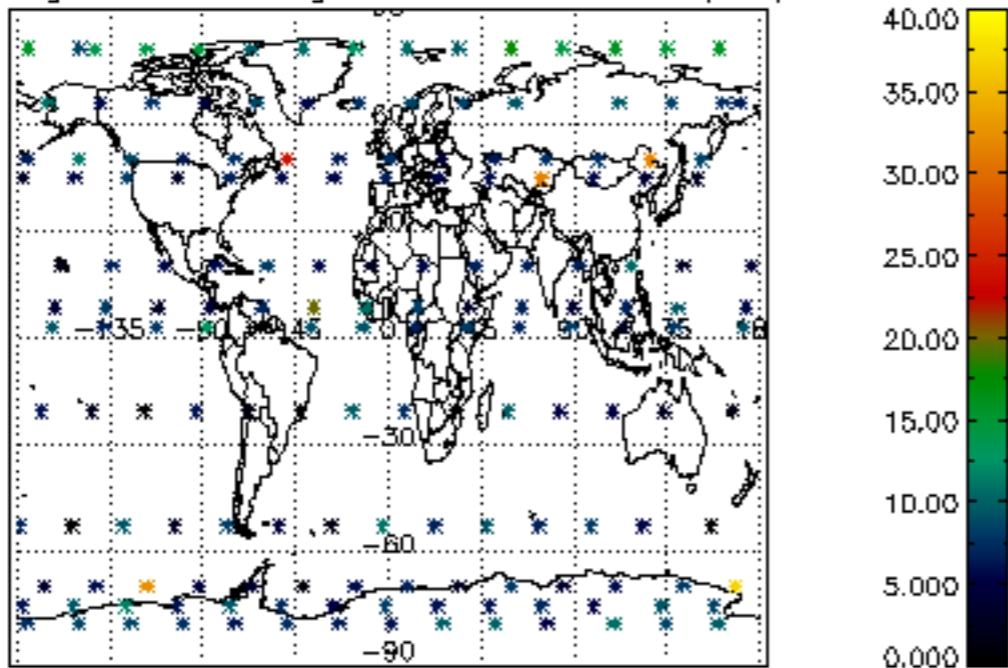
Percentage of cosmic ray hits per profile



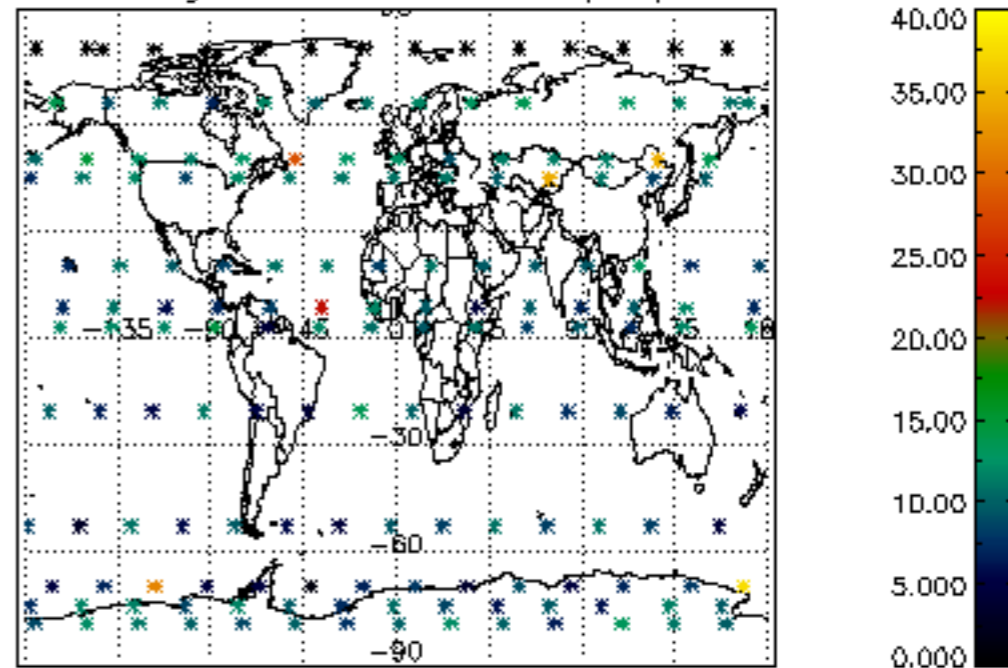
Percentage of datation errors per profile

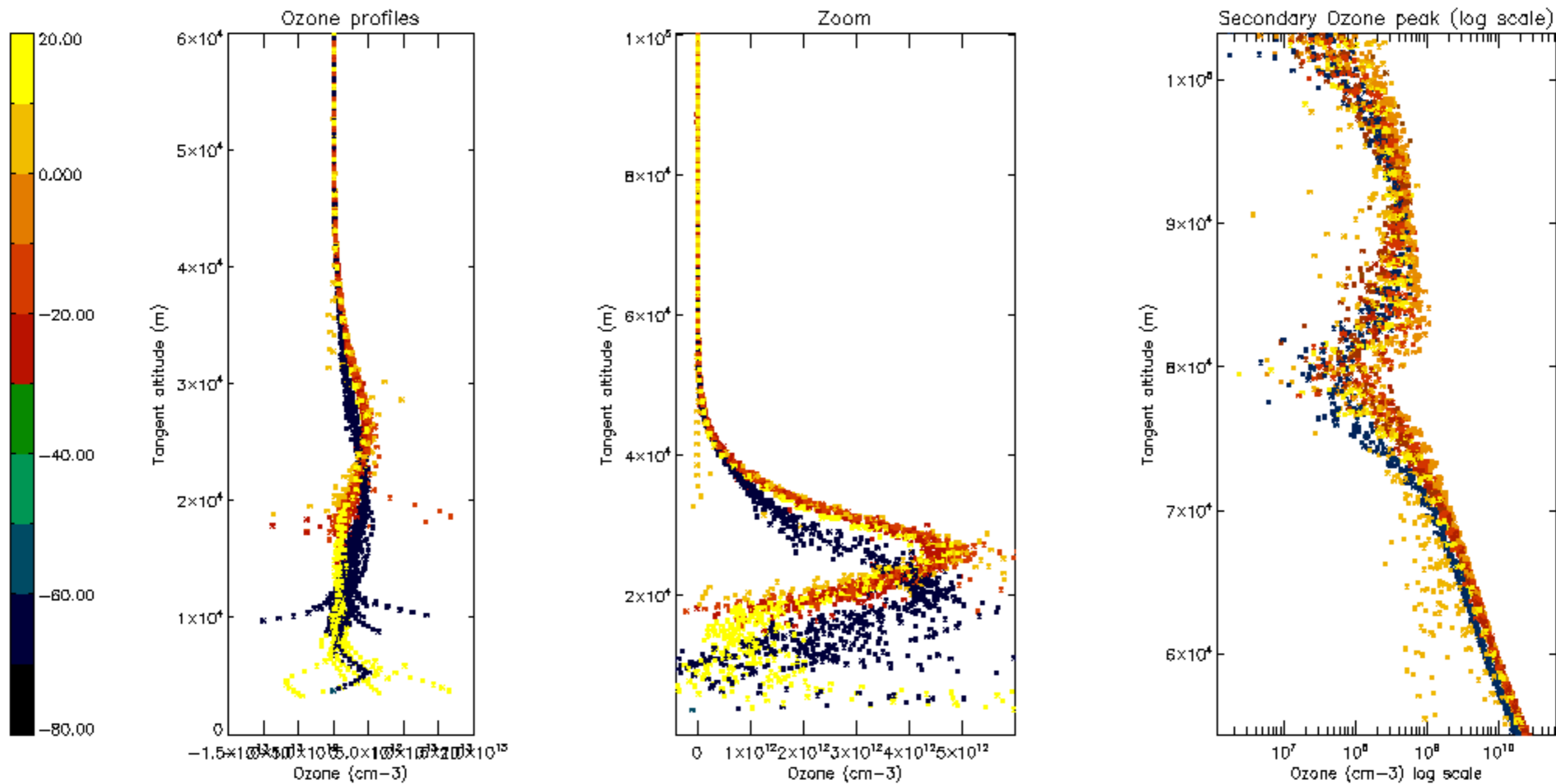


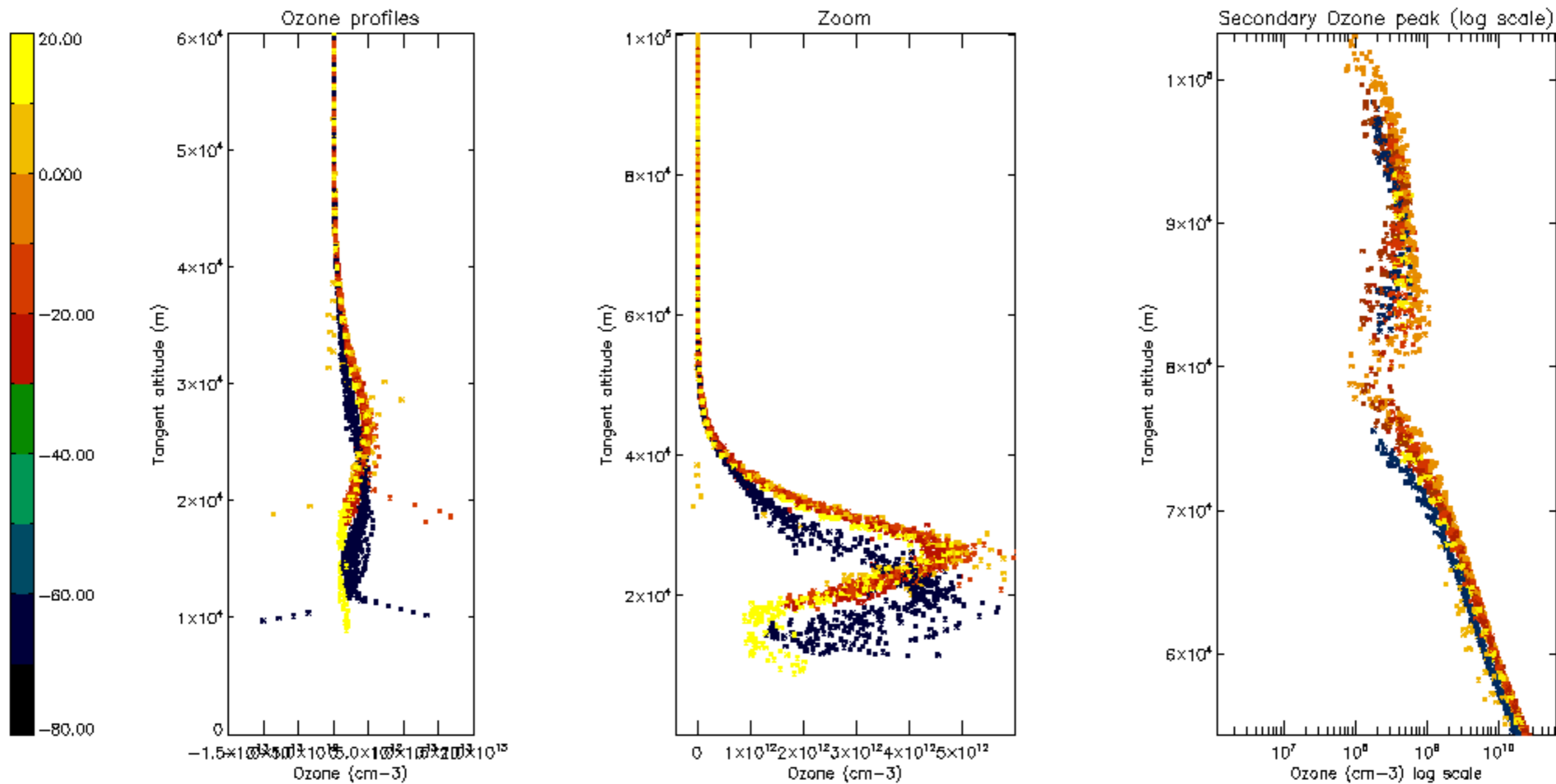
Percentage of star falling outside central band per profile

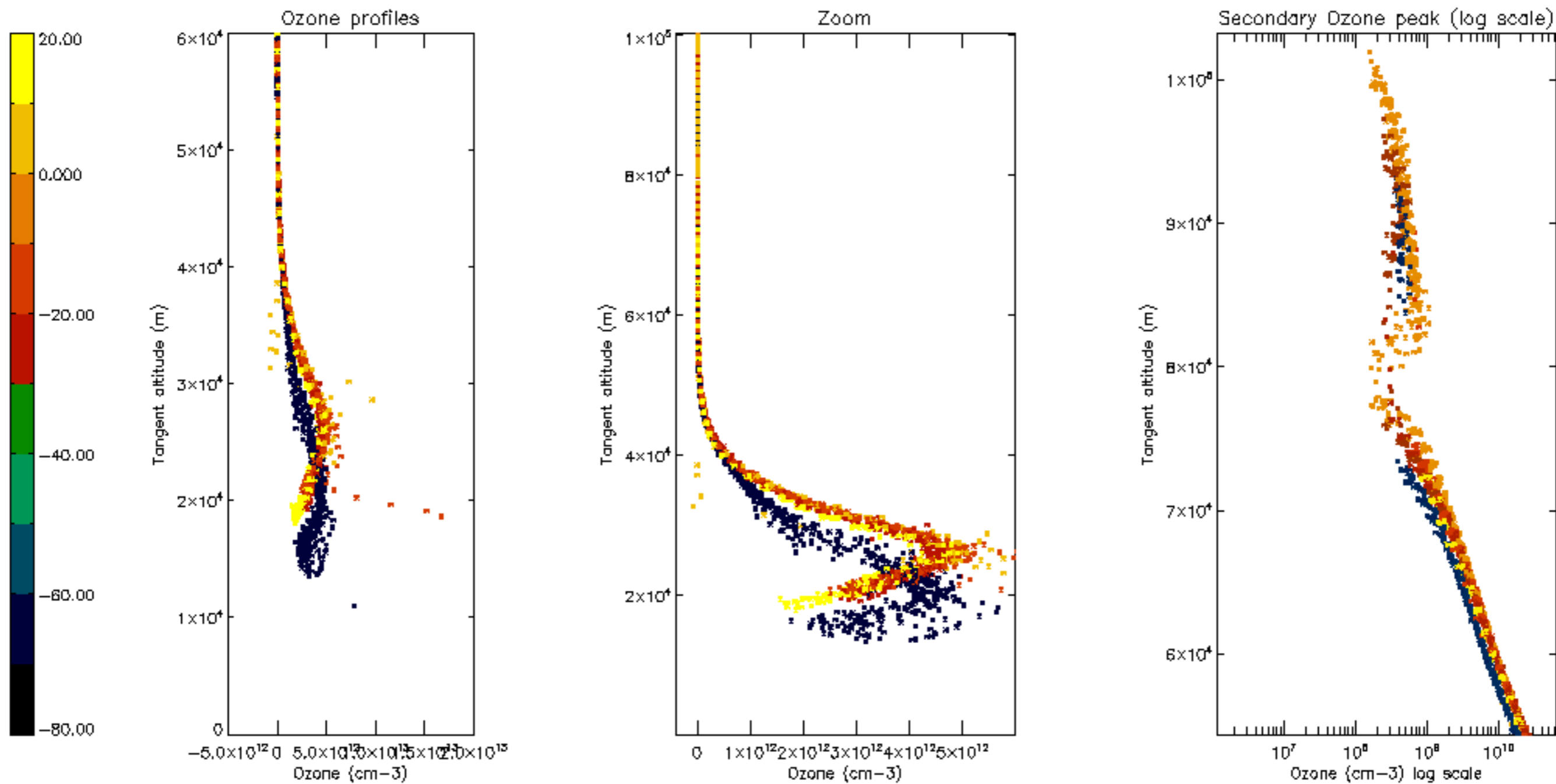


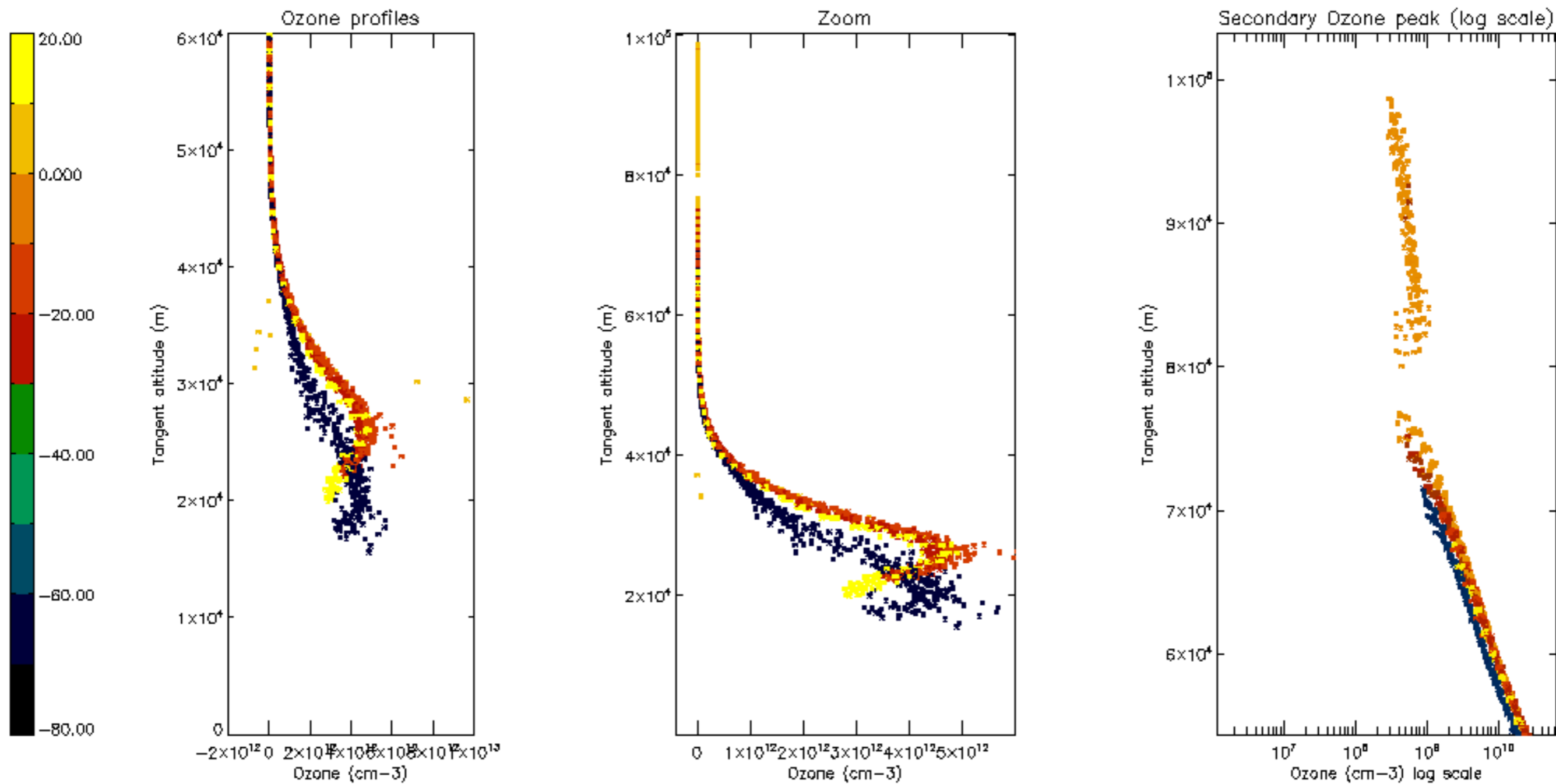
Percentage of saturation errors per profile

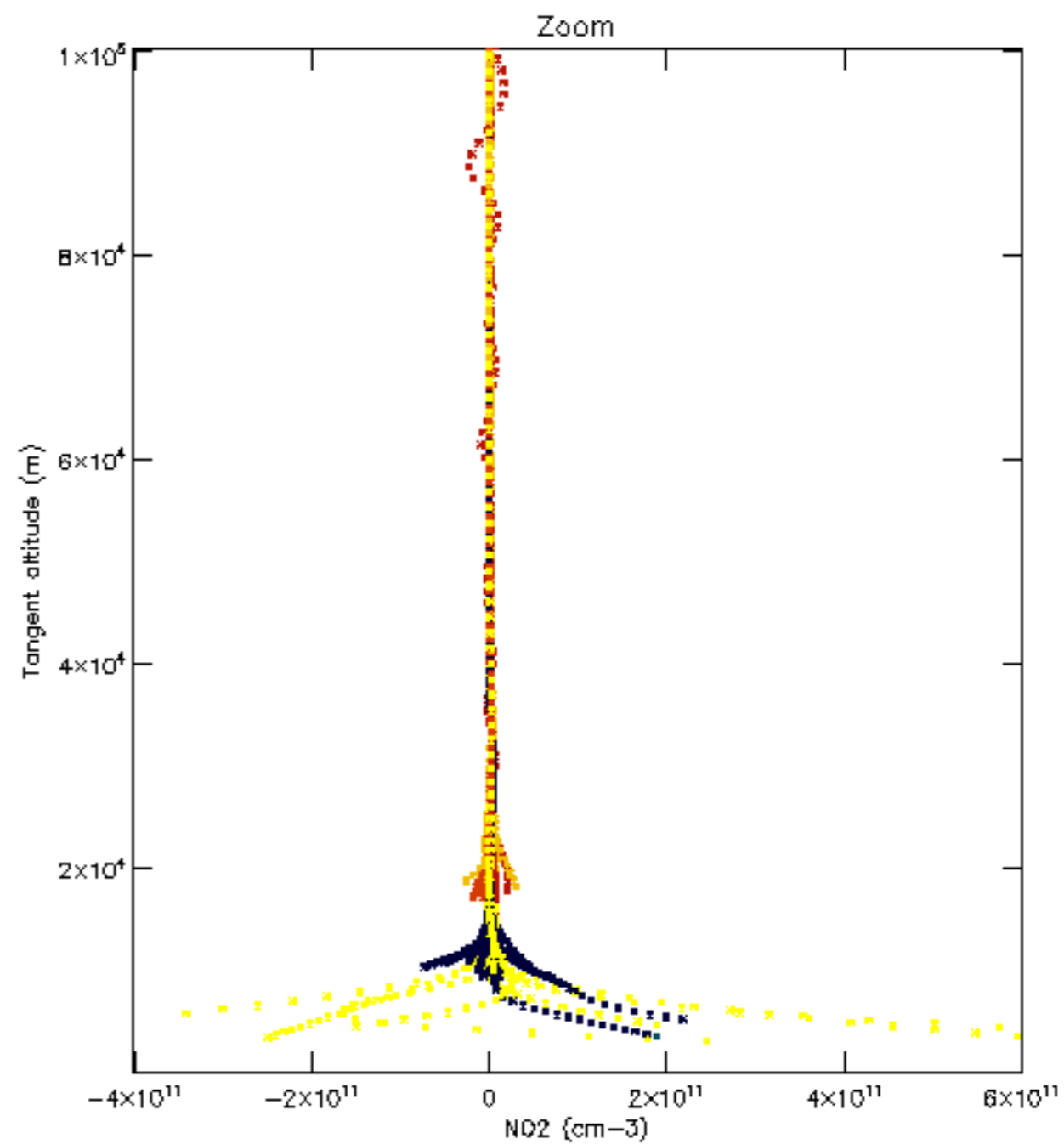
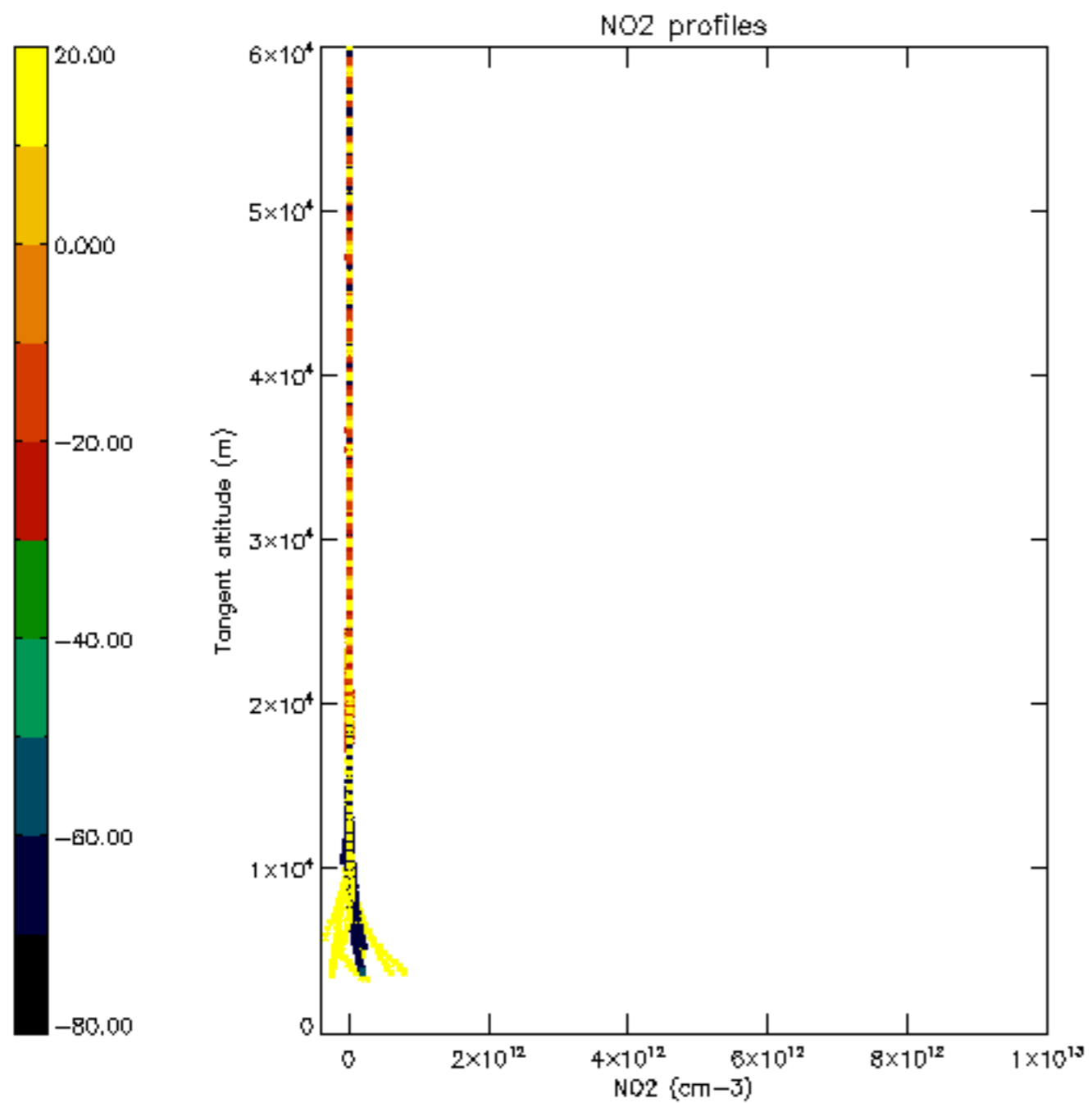


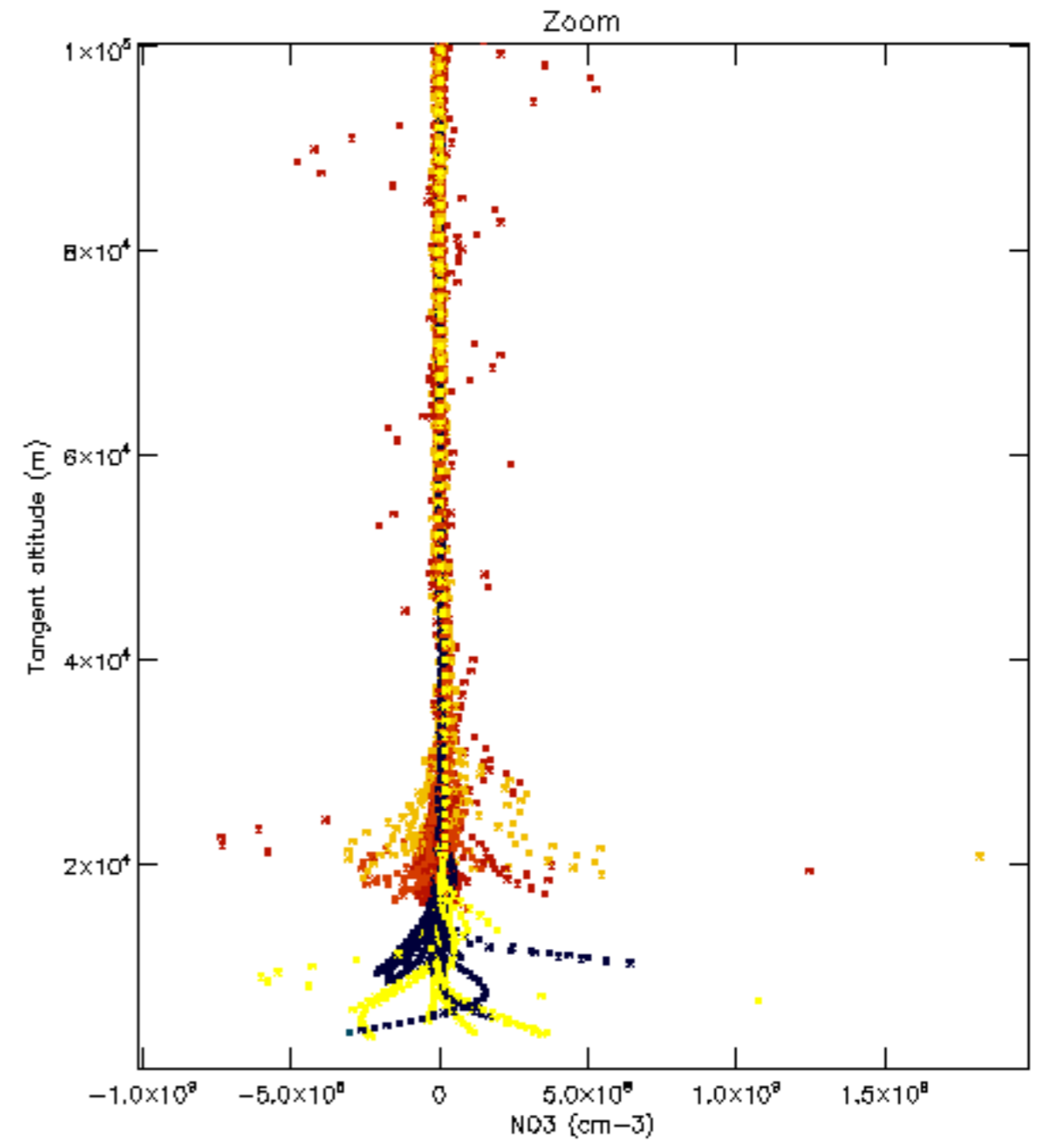
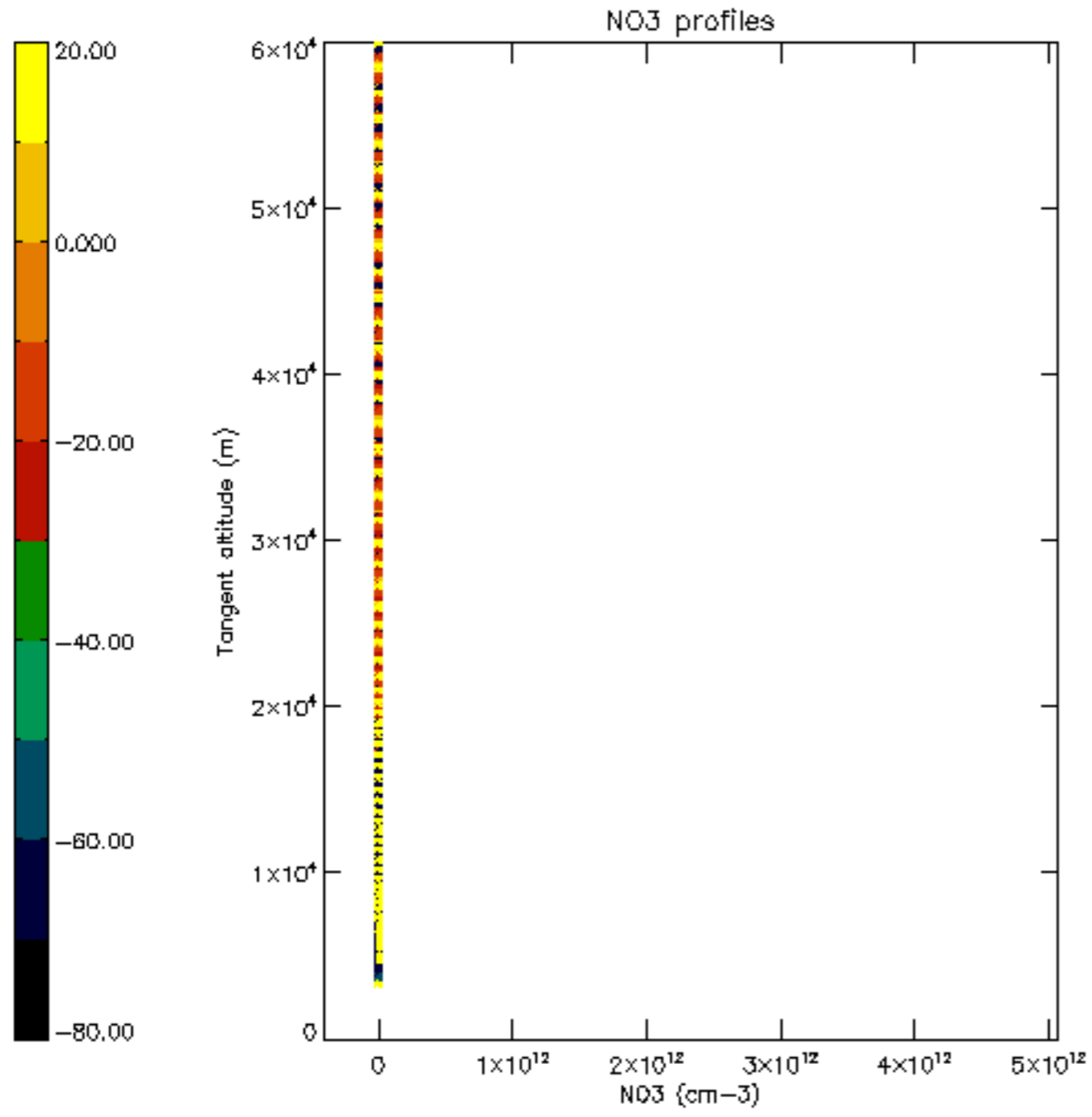


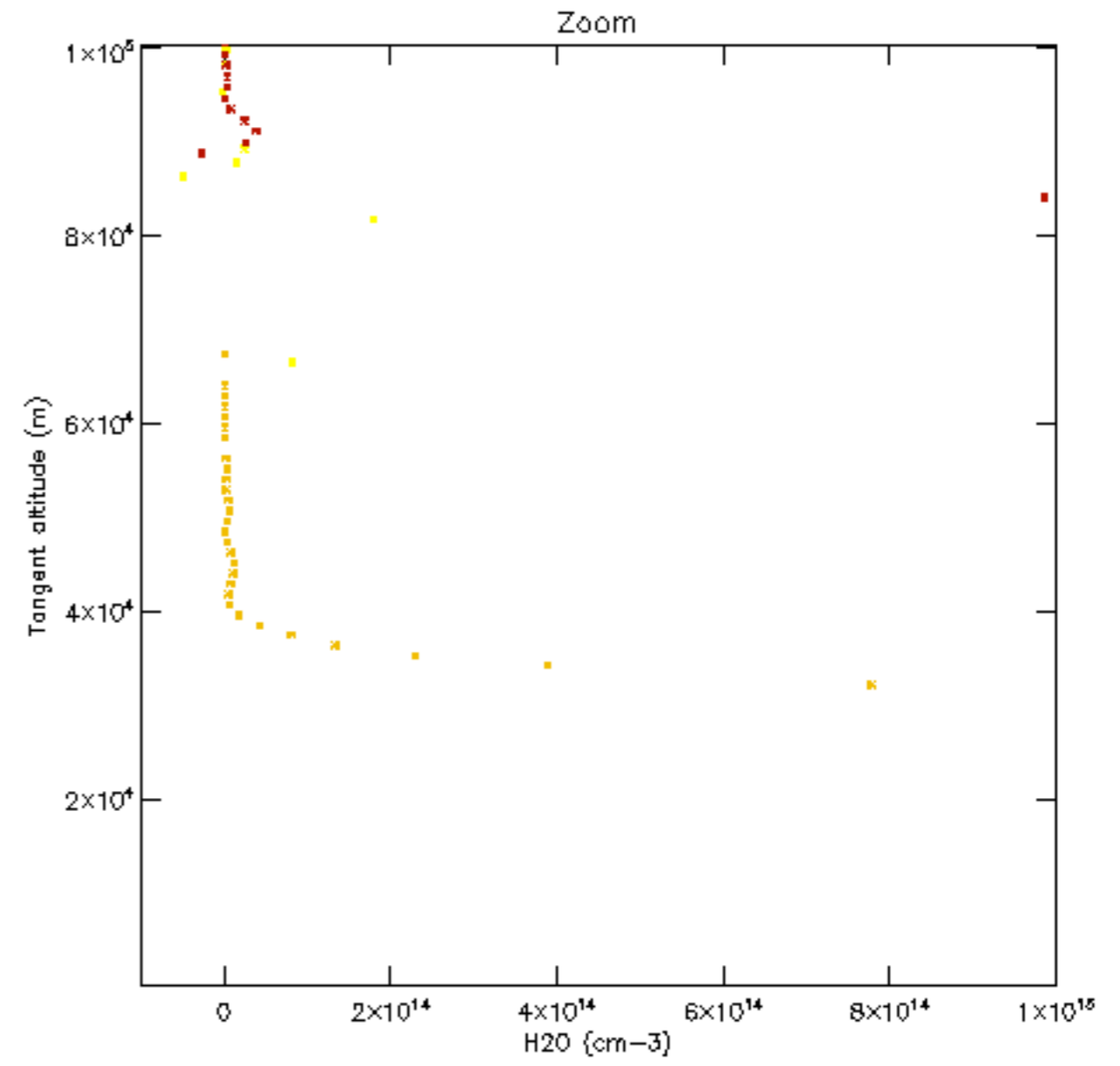
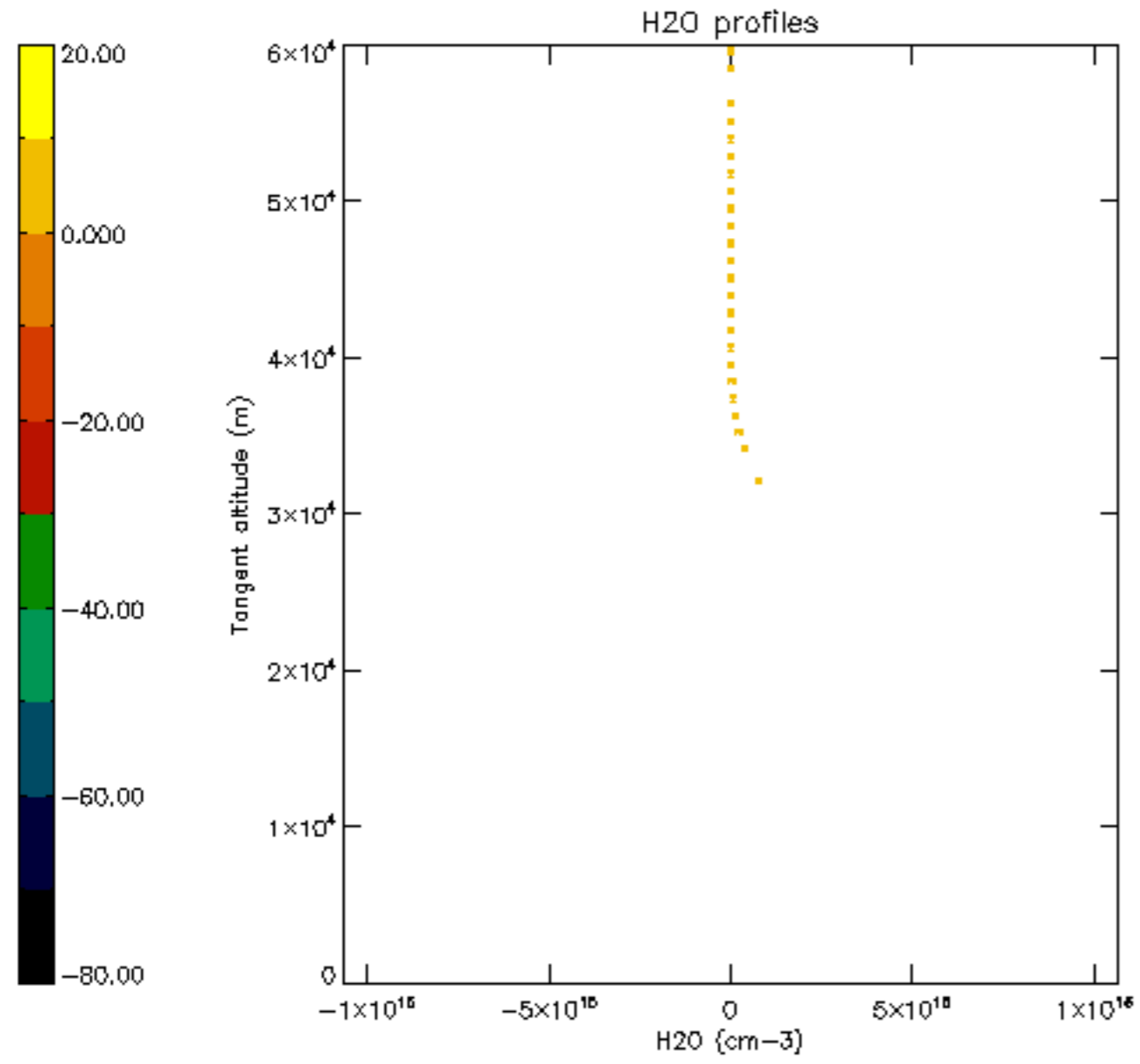


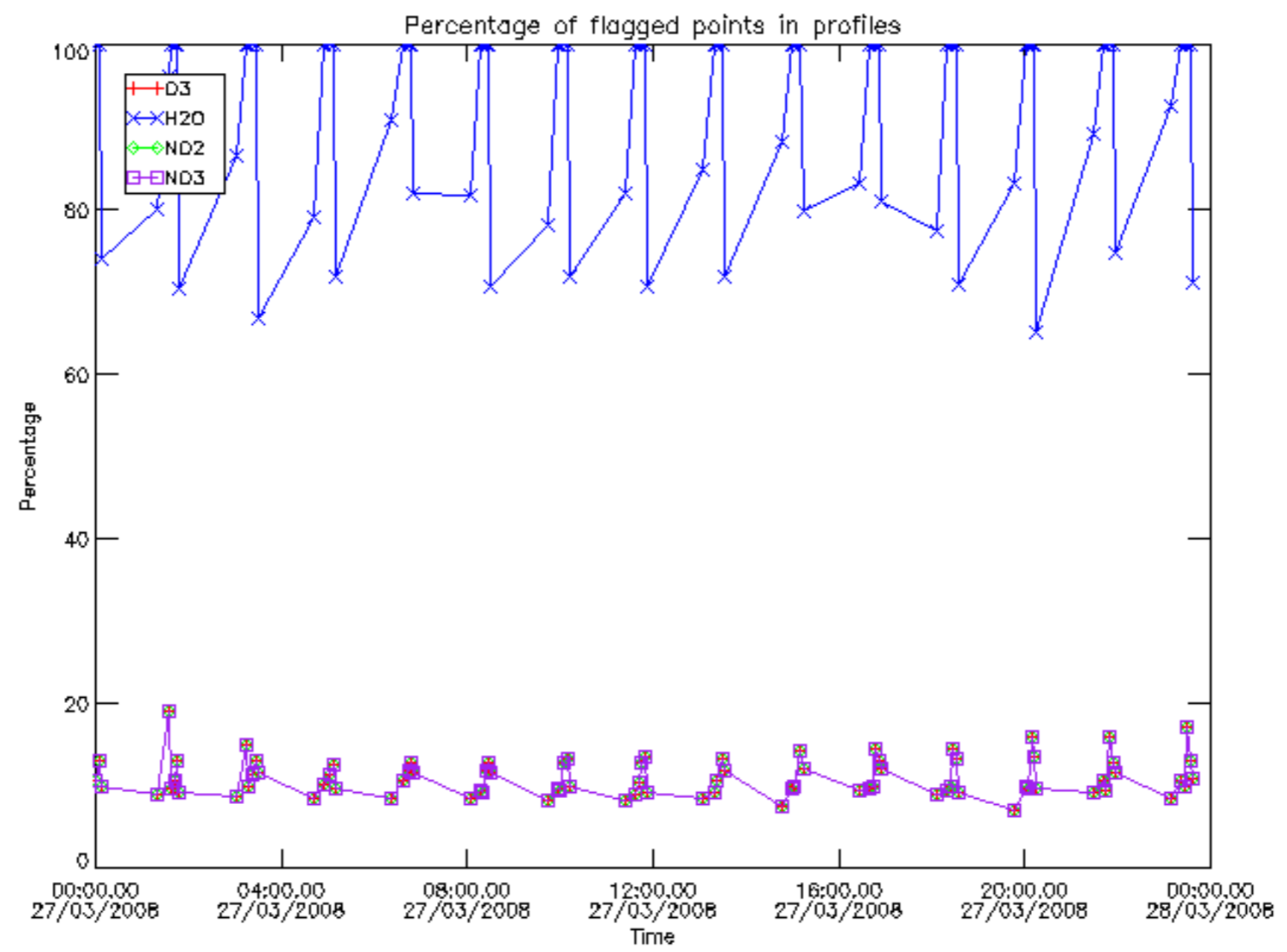




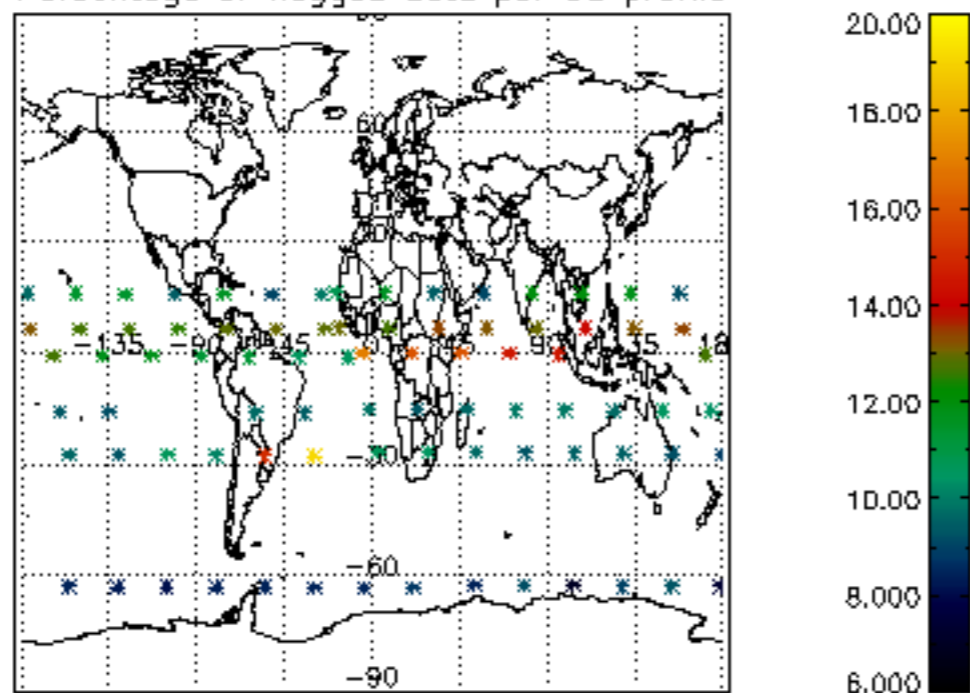




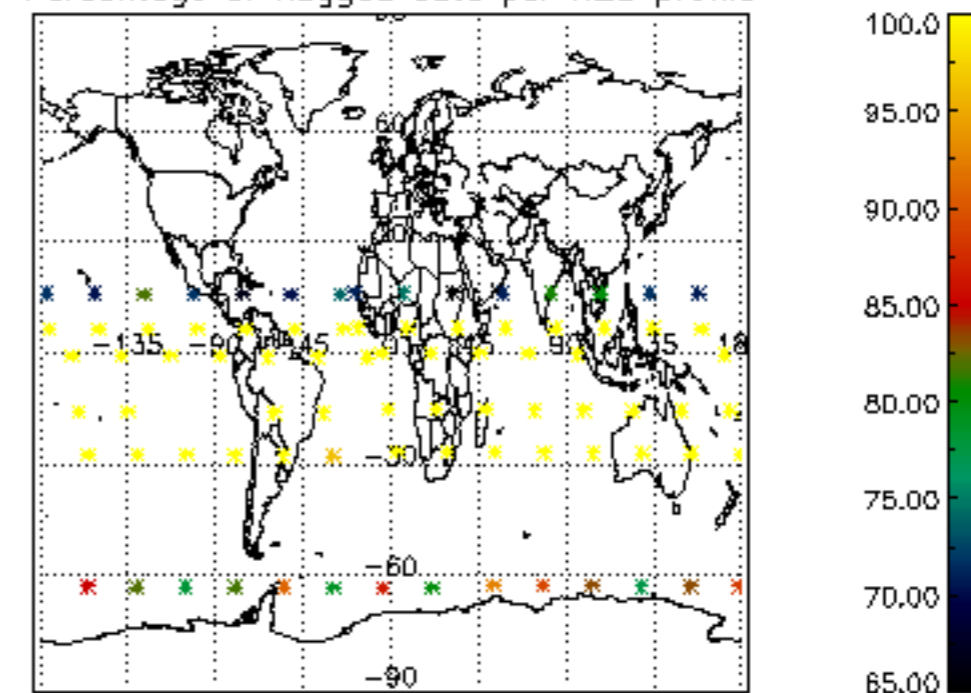




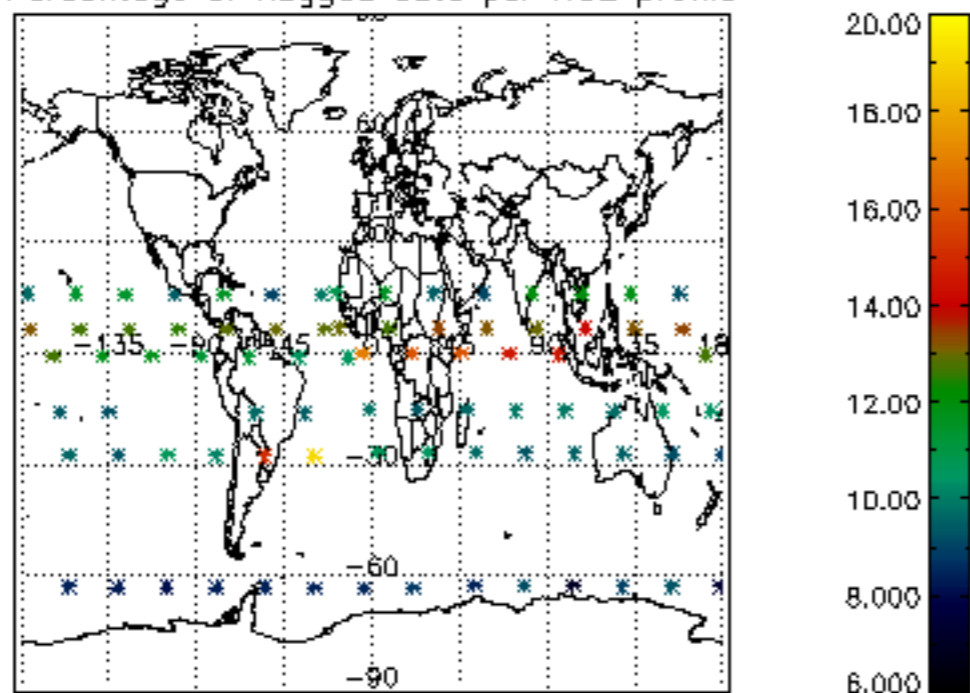
Percentage of flagged data per D3 profile



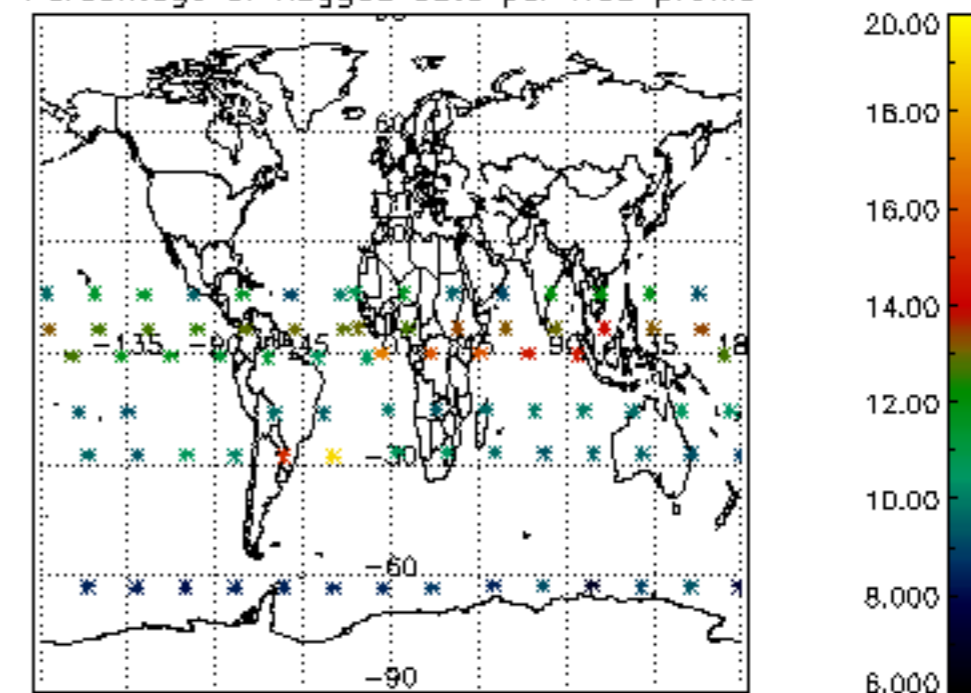
Percentage of flagged data per H2O profile

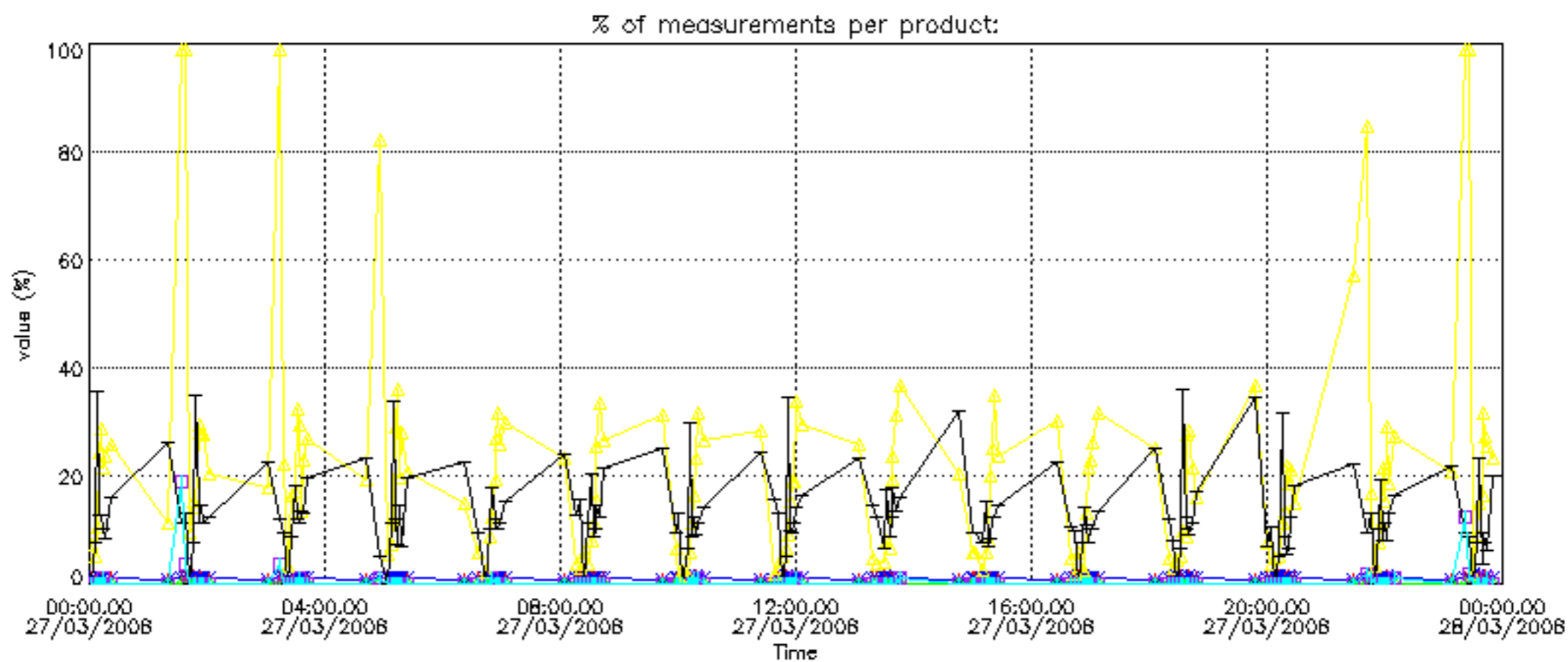


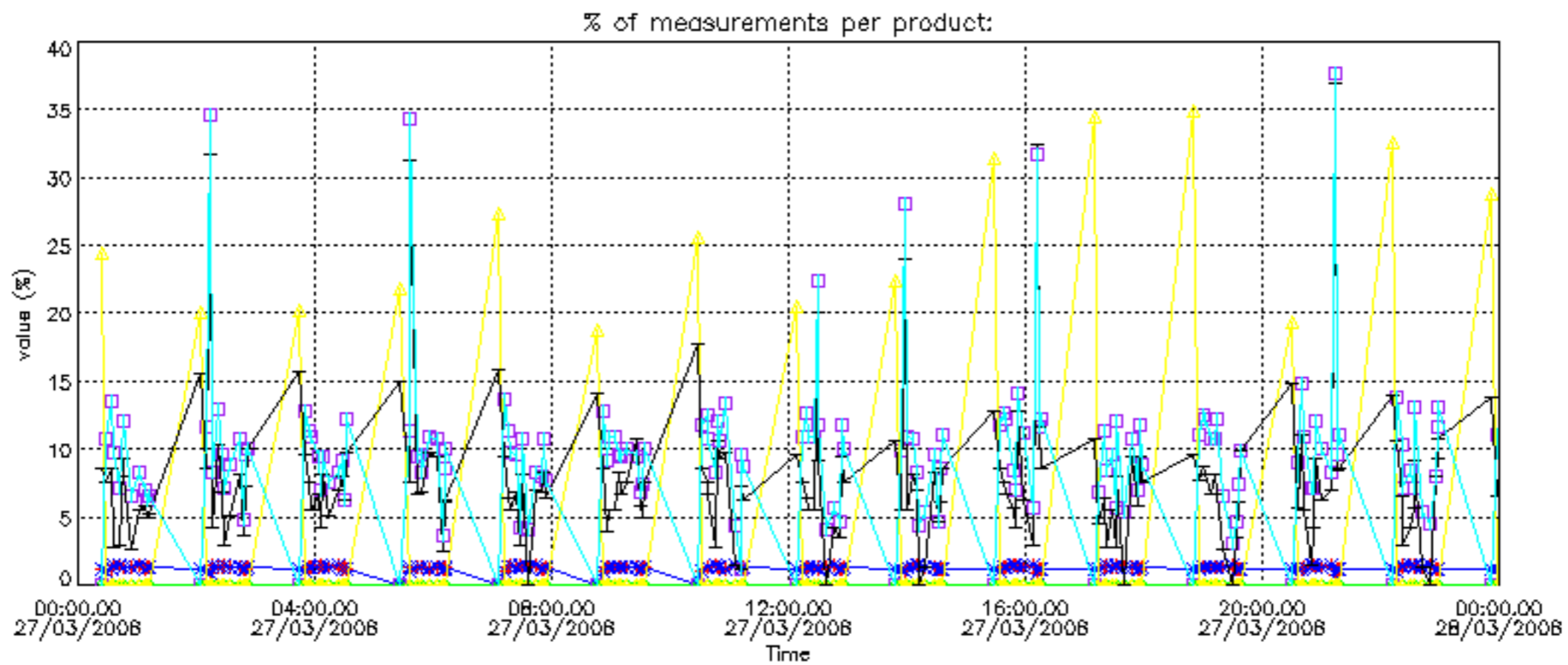
Percentage of flagged data per NO2 profile



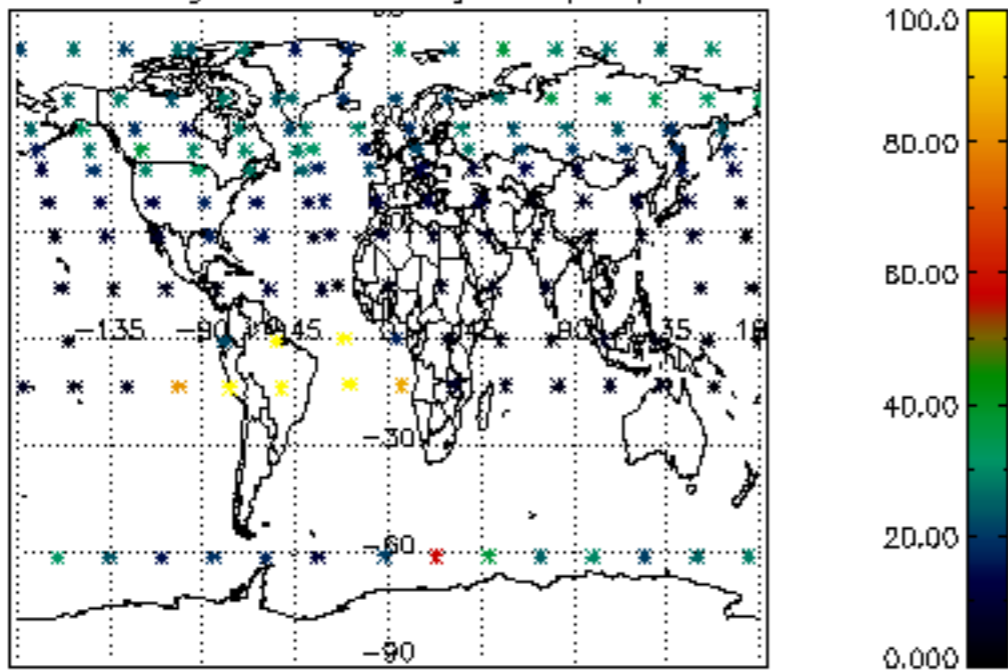
Percentage of flagged data per NO3 profile



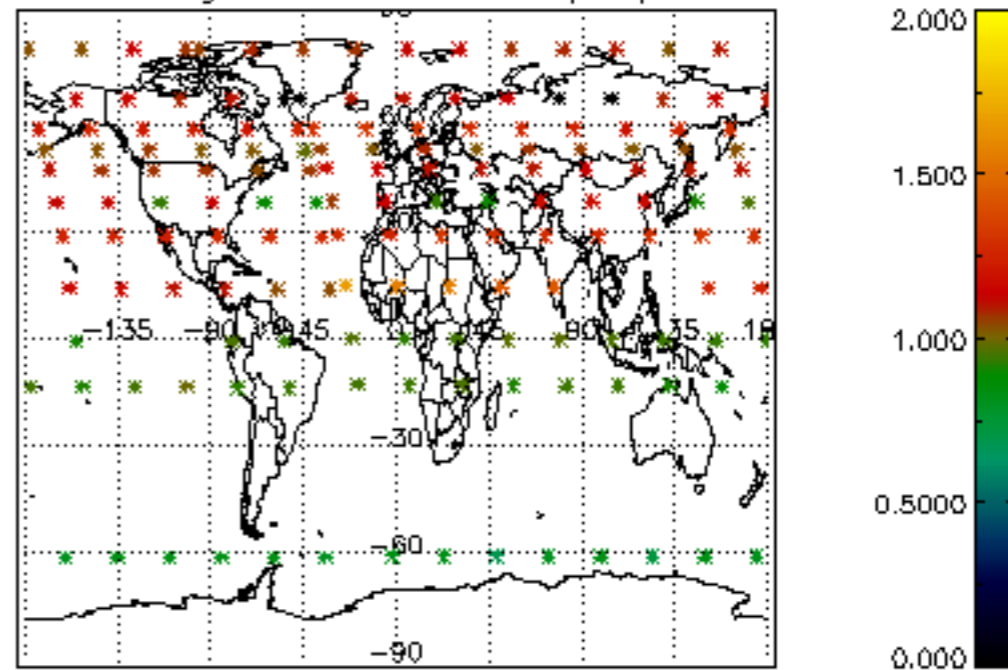




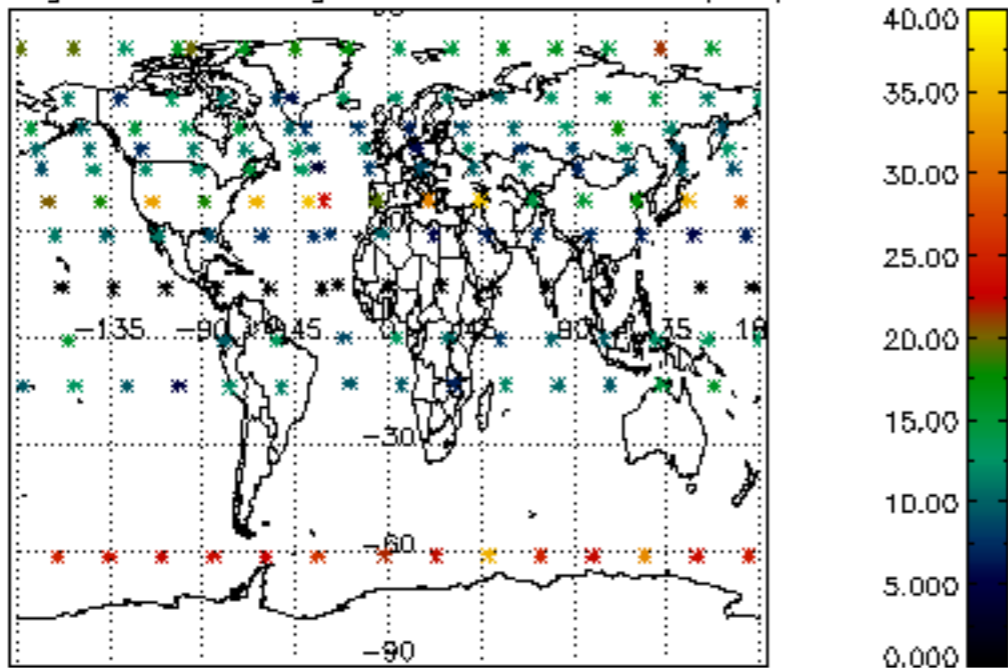
Percentage of cosmic ray hits per profile



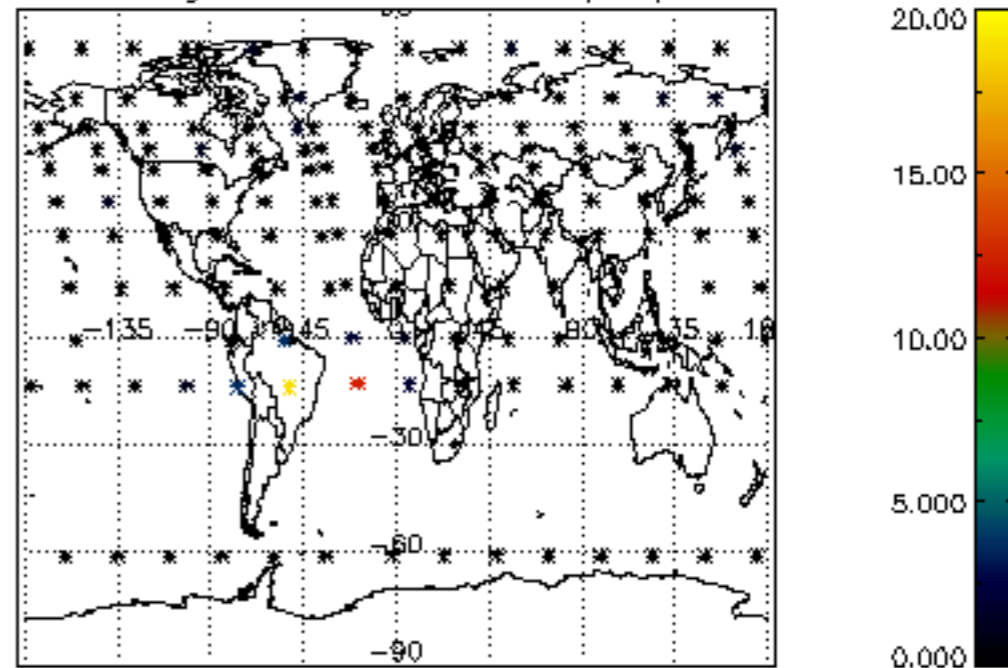
Percentage of datation errors per profile



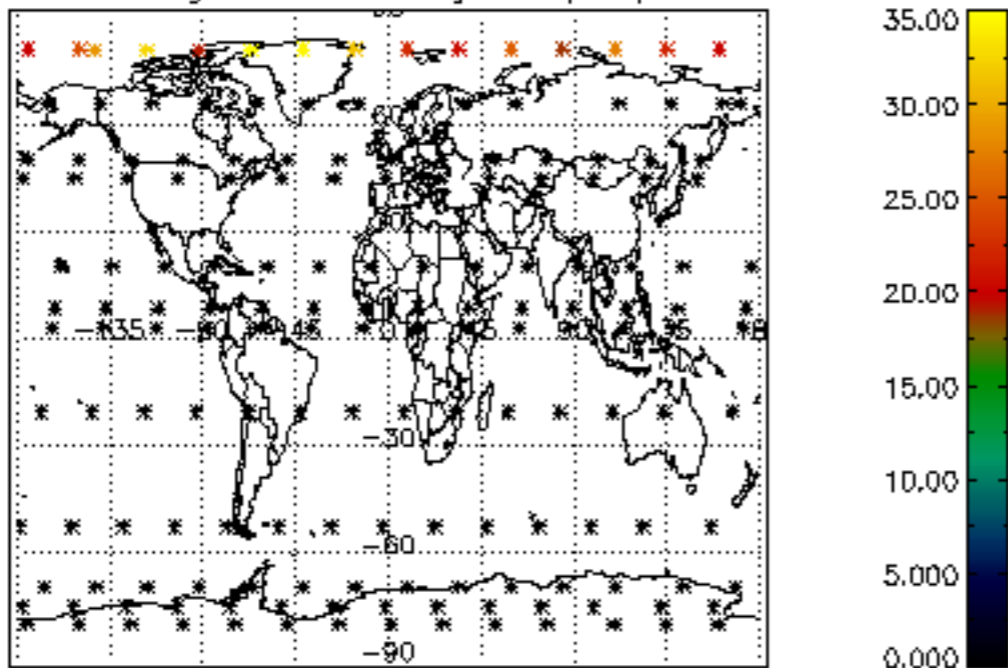
Percentage of star falling outside central band per profile



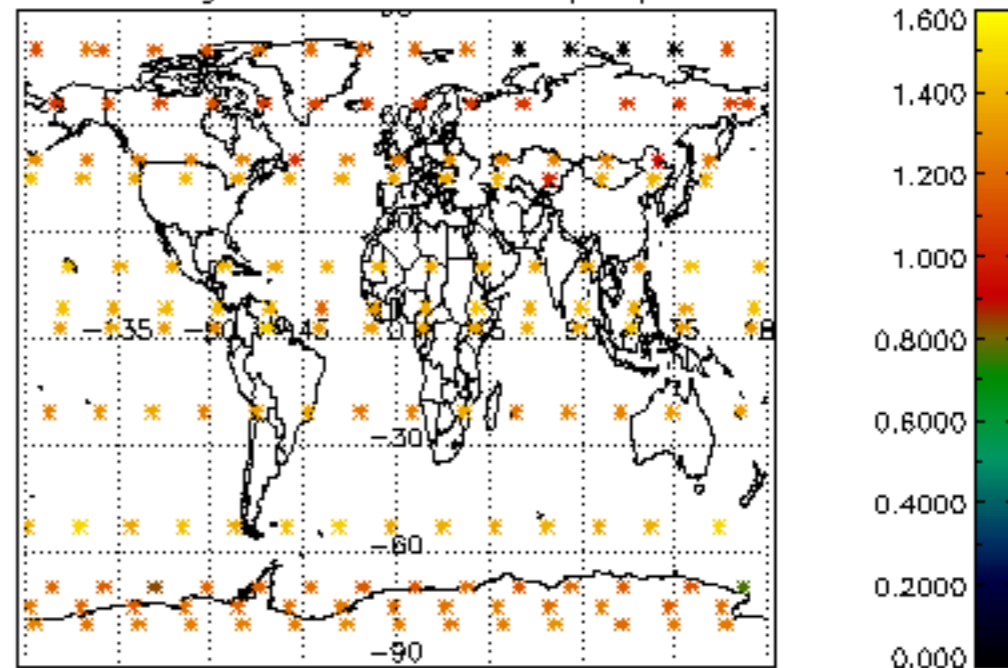
Percentage of saturation errors per profile



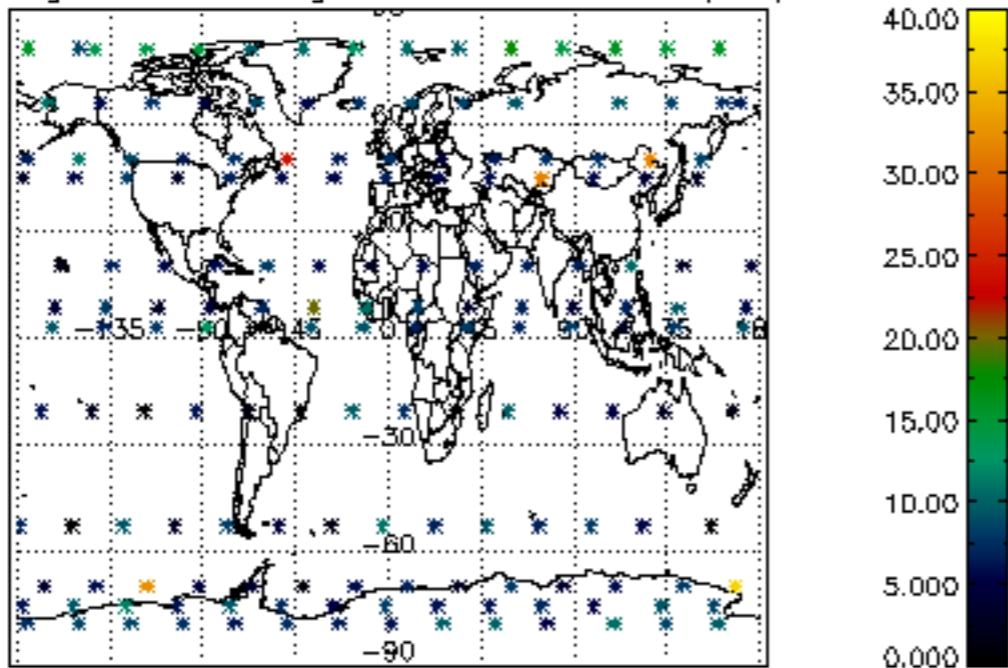
Percentage of cosmic ray hits per profile



Percentage of datation errors per profile



Percentage of star falling outside central band per profile



Percentage of saturation errors per profile

