

# GOMOS Level 2 Daily Report

## SUMMARY

### [1. General Info](#)

### [2. Summary of processed GOM\\_NL\\_2P products](#)

### [3. Level 2 Quality information per product](#)

#### [3.1 Plot of level 2 quality information per product \(time dependant\)](#)

#### [3.2 Plot of level 2 quality information per product \(world map\)](#)

### [4. Level 1 Quality information per product \(stored on level 2 products\)](#)

#### [4.1 Plot of level 1 quality information per product \(time dependant\)](#)

##### [4.1.1 Plot of level 1 quality information per product \(time dependant\): ASCENDING](#)

##### [4.1.2 Plot of level 1 quality information per product \(time dependant\): DESCENDING](#)

#### [4.2 Plot of level 1 quality information per product \(world map\)](#)

##### [4.2.1 Plot of level 1 quality information per product \(world map\): ASCENDING](#)

##### [4.2.2 Plot of level 1 quality information per product \(world map\): DESCENDING](#)

### [5. Ozone profiles based on quality statistics and other trace gas profiles](#)

#### [5.1 Ozone statistics based on quality of products](#)

#### [5.2 Plot ozone profiles for all STD \(dark without errors\)](#)

#### [5.3 Plot ozone profiles where STD < 20% \(dark without errors\)](#)

#### [5.4. Plot ozone profiles where STD < 10% \(dark without errors\)](#)

#### [5.5. Plot ozone profiles where STD < 5% \(dark without errors\)](#)

#### [5.6 Plot NO2 profiles for all STD \(dark without errors\)](#)

#### [5.7 Plot NO3 profiles for all STD \(dark without errors\)](#)

#### [5.8 Plot H2O profiles \(only for occultations of stars 1,2,3,4,13,14,16,26,63 dark without errors\) for all STD](#)

### [6. Auxiliary Data Files used for the production reported in section 2](#)

This report presents the daily analysis on parameters extracted from GOMOS level 2 data (GOM\_NL\_\_2P). It is intended to monitor some important parameters that will impact the quality of these products. A list of level 2 products (and content) that have arrived during the reporting day to the PCF is also given.

Item	Value
Time of report generation	25APR2013 12:10:30
Data source version	GOMOS/6.01
Start time of products	26-03-2008 (26MAR2008 00:00:00)
Stop time of products	27-03-2008 (27MAR2008 00:00:00)
Store outputs in DB	Yes
Nb of level 2 prods	329
Nb of prods with errors	0

## 2. Summary of processed GOM\_NL\_\_2P products.

Nr	Filename	UTC Start time	Limb	Duration	Star Id	Star Name	Star Mag	Star Temp	Nb Meas	Orbit	Prod. error
1	GOM_NL__2PRFIN20080326_000014_000000412067_00116_31733_8242.N1	26-MAR-2008 00:00:14	Bright	40.500	66	37Gam Cyg	2.2080	5900.0	81	31733	No
2	GOM_NL__2PRFIN20080326_000208_000000382067_00116_31733_8243.N1	26-MAR-2008 00:02:08	Bright	38.000	92	53Eps Cyg	2.5000	4500.0	76	31733	No
3	GOM_NL__2PRFIN20080326_001125_000000692067_00116_31733_8244.N1	26-MAR-2008 00:11:25	Straylight	69.000	11	53Alp Aql	0.76500	8000.0	138	31733	No
4	GOM_NL__2PRFIN20080326_002449_000000522067_00116_31733_8245.N1	26-MAR-2008 00:24:49	Dark	52.000	57	34Sig Sgr	2.0660	26000.	104	31733	No
5	GOM_NL__2PRFIN20080326_002825_000000502067_00116_31733_8246.N1	26-MAR-2008 00:28:25	Dark	50.000	38	20Eps Sgr	1.8360	11000.	100	31733	No
6	GOM_NL__2PRFIN20080326_003153_000000502067_00117_31734_8242.N1	26-MAR-2008 00:31:53	Dark	49.500	85	Kap Sco	2.4070	28000.	99	31734	No
7	GOM_NL__2PRFIN20080326_003652_000000402067_00117_31734_8243.N1	26-MAR-2008 00:36:52	Dark	40.000	134	Bet TrA	2.8100	6600.0	80	31734	No
8	GOM_NL__2PRFIN20080326_003934_000000552067_00117_31734_8244.N1	26-MAR-2008 00:39:34	Dark	54.500	4	Alp1Cen	-0.010000	5800.0	109	31734	No
9	GOM_NL__2PRFIN20080326_004204_000000512067_00117_31734_8245.N1	26-MAR-2008 00:42:04	Straylight	50.500	78	Alp Lup	2.3040	28000.	101	31734	No
10	GOM_NL__2PRFIN20080326_004339_000000512067_00117_31734_8246.N1	26-MAR-2008 00:43:39	Straylight	51.000	81	Eta Cen	2.3560	28000.	102	31734	No
11	GOM_NL__2PRFIN20080326_004526_000000422067_00117_31734_8247.N1	26-MAR-2008 00:45:26	Straylight	42.000	64	Gam Cen	2.2000	10600.	84	31734	No
12	GOM_NL__2PRFIN20080326_004754_000000442067_00117_31734_8248.N1	26-MAR-2008 00:47:54	Straylight	44.000	123	Iot Cen	2.7500	10200.	88	31734	No
13	GOM_NL__2PRFIN20080326_005302_000000492067_00117_31734_8249.N1	26-MAR-2008 00:53:02	Straylight	48.500	106	9Bet Crv	2.6480	5600.0	97	31734	No
14	GOM_NL__2PRFIN20080326_005506_000000452067_00117_31734_8250.N1	26-MAR-2008 00:55:06	Tw_i_and_stray	44.500	100	4Gam Crv	2.5800	13100.	89	31734	No
15	GOM_NL__2PRFIN20080326_010035_000000492067_00117_31734_8251.N1	26-MAR-2008 01:00:35	Bright	49.000	121	29Gam Vir	2.7400	7200.0	98	31734	No
16	GOM_NL__2PRFIN20080326_010512_000000412067_00117_31734_8252.N1	26-MAR-2008 01:05:12	Bright	40.500	62	94Bet Leo	2.1360	9700.0	81	31734	No
17	GOM_NL__2PRFIN20080326_010640_000000372067_00117_31734_8253.N1	26-MAR-2008 01:06:40	Bright	36.500	96	68Del Leo	2.5600	9300.0	73	31734	No
18	GOM_NL__2PRFIN20080326_011334_000000382067_00117_31734_8254.N1	26-MAR-2008 01:13:34	Bright	37.500	174	52Psi UMa	3.0040	4400.0	75	31734	No
19	GOM_NL__2PRFIN20080326_011653_000000362067_00117_31734_8255.N1	26-MAR-2008 01:16:53	Bright	35.500	82	48Bet UMa	2.3650	10600.	71	31734	No
20	GOM_NL__2PRFIN20080326_011824_000000382067_00117_31734_8256.N1	26-MAR-2008 01:18:24	Bright	37.500	36	50Alp UMa	1.8000	6300.0	75	31734	No
21	GOM_NL__2PRFIN20080326_011949_000000442067_00117_31734_8257.N1	26-MAR-2008 01:19:49	Bright	43.500	55	79Zet UMa	2.0600	10200.	87	31734	No
22	GOM_NL__2PRFIN20080326_012504_000000412067_00117_31734_8258.N1	26-MAR-2008 01:25:04	Bright	40.500	60	7Bet UMi	2.0810	3950.0	81	31734	No
23	GOM_NL__2PRFIN20080326_013404_000000372067_00117_31734_8259.N1	26-MAR-2008 01:34:04	Bright	36.500	89	5Alp Cep	2.4510	8000.0	73	31734	No
24	GOM_NL__2PRFIN20080326_013914_000000402067_00117_31734_8260.N1	26-MAR-2008 01:39:14	Bright	40.000	19	50Alp Cyg	1.2460	10500.	80	31734	No
25	GOM_NL__2PRFIN20080326_014050_000000412067_00117_31734_8261.N1	26-MAR-2008 01:40:50	Bright	41.000	66	37Gam Cyg	2.2080	5900.0	82	31734	No
26	GOM_NL__2PRFIN20080326_014244_000000412067_00117_31734_8262.N1	26-MAR-2008 01:42:44	Bright	40.500	92	53Eps Cyg	2.5000	4500.0	81	31734	No
27	GOM_NL__2PRFIN20080326_015202_000000582067_00117_31734_8263.N1	26-MAR-2008 01:52:02	Straylight	58.000	11	53Alp Aql	0.76500	8000.0	116	31734	No
28	GOM_NL__2PRFIN20080326_020526_000000502067_00117_31734_8264.N1	26-MAR-2008 02:05:26	Dark	50.000	57	34Sig Sgr	2.0660	26000.	100	31734	No
29	GOM_NL__2PRFIN20080326_020902_000000502067_00117_31734_8265.N1	26-MAR-2008 02:09:02	Dark	50.000	38	20Eps Sgr	1.8360	11000.	100	31734	No
30	GOM_NL__2PRFIN20080326_021230_000000512067_00118_31735_8251.N1	26-MAR-2008 02:12:30	Dark	51.000	85	Kap Sco	2.4070	28000.	102	31735	No
31	GOM_NL__2PRFIN20080326_021729_000000392067_00118_31735_8252.N1	26-MAR-2008 02:17:29	Dark	38.500	134	Bet TrA	2.8100	6600.0	77	31735	No
32	GOM_NL__2PRFIN20080326_022011_000000492067_00118_31735_8253.N1	26-MAR-2008 02:20:11	Dark	49.000	4	Alp1Cen	-0.010000	5800.0	98	31735	No
33	GOM_NL__2PRFIN20080326_022241_000000462067_00118_31735_8254.N1	26-MAR-2008 02:22:41	Straylight	45.500	78	Alp Lup	2.3040	28000.	91	31735	No
34	GOM_NL__2PRFIN20080326_022416_000000482067_00118_31735_8255.N1	26-MAR-2008 02:24:16	Straylight	48.000	81	Eta Cen	2.3560	28000.	96	31735	No
35	GOM_NL__2PRFIN20080326_022602_000000422067_00118_31735_8256.N1	26-MAR-2008 02:26:02	Straylight	41.500	64	Gam Cen	2.2000	10600.	83	31735	No
36	GOM_NL__2PRFIN20080326_022830_000000442067_00118_31735_8257.N1	26-MAR-2008 02:28:30	Straylight	43.500	123	Iot Cen	2.7500	10200.	87	31735	No
37	GOM_NL__2PRFIN20080326_023338_000000492067_00118_31735_8258.N1	26-MAR-2008 02:33:38	Straylight	48.500	106	9Bet Crv	2.6480	5600.0	97	31735	No
38	GOM_NL__2PRFIN20080326_023542_000000452067_00118_31735_8259.N1	26-MAR-2008 02:35:42	Tw_i_and_stray	44.500	100	4Gam Crv	2.5800	13100.	89	31735	No
39	GOM_NL__2PRFIN20080326_024110_000000482067_00118_31735_8260.N1	26-MAR-2008 02:41:10	Bright	48.000	121	29Gam Vir	2.7400	7200.0	96	31735	No
40	GOM_NL__2PRFIN20080326_024548_000000582067_00118_31735_8261.N1	26-MAR-2008 02:45:48	Bright	58.000	62	94Bet Leo	2.1360	9700.0	116	31735	No
41	GOM_NL__2PRFIN20080326_024716_000000382067_00118_31735_8262.N1	26-MAR-2008 02:47:16	Bright	37.500	96	68Del Leo	2.5600	9300.0	75	31735	No
42	GOM_NL__2PRFIN20080326_025410_000000372067_00118_31735_8263.N1	26-MAR-2008 02:54:10	Bright	36.500	174	52Psi UMa	3.0040	4400.0	73	31735	No



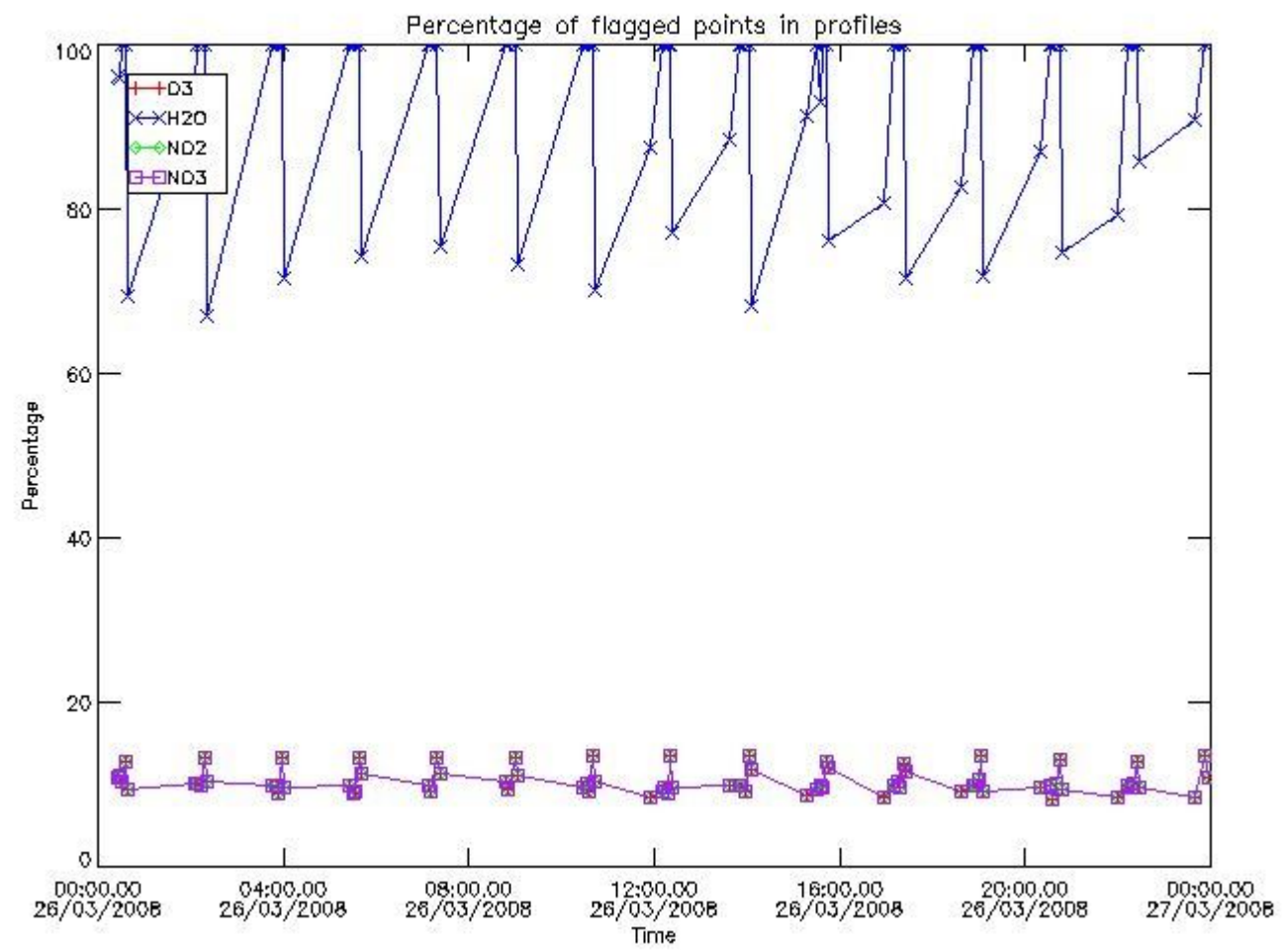








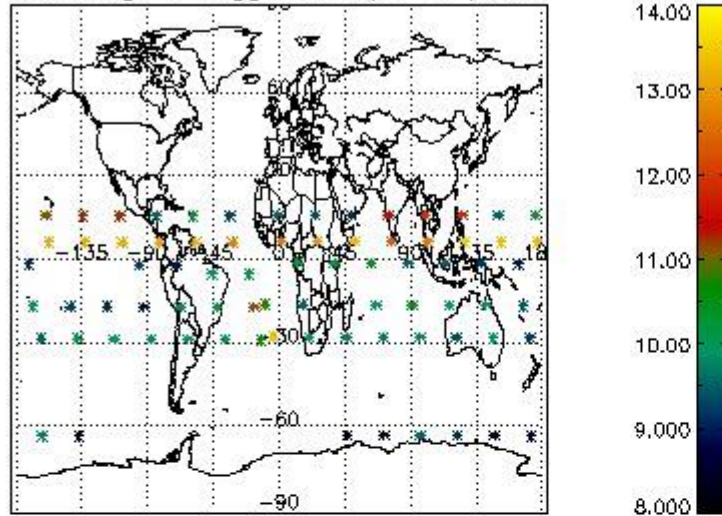
3.1 Plot quality information per product (time dependant)



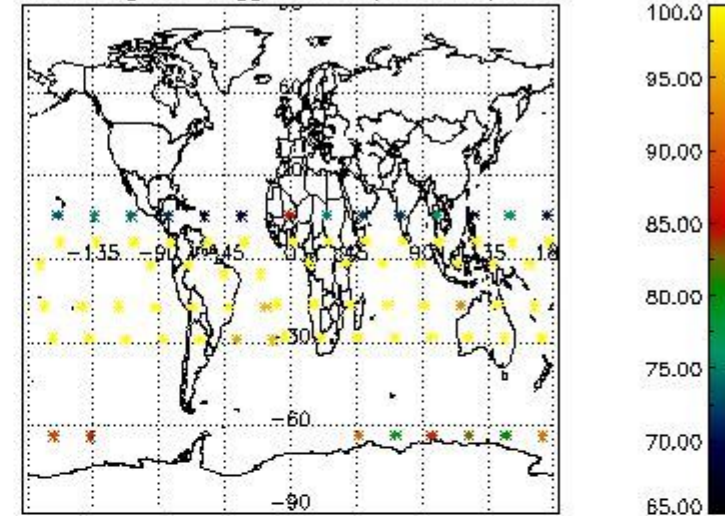
3.2 Plot quality information per product (world map)



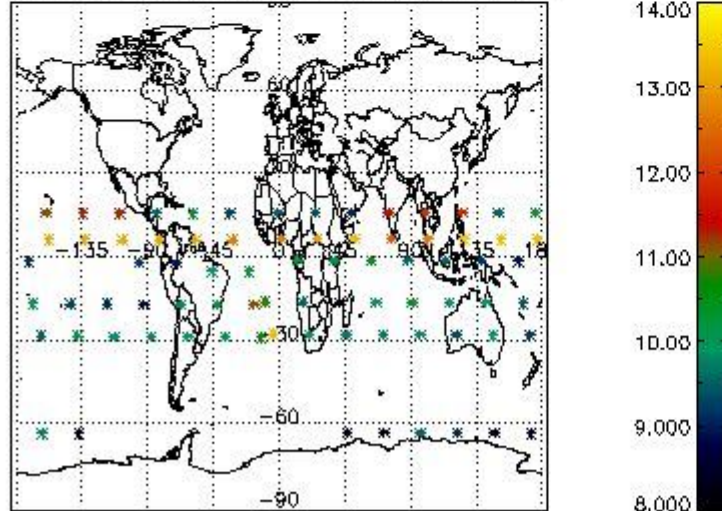
Percentage of flagged data per O3 profile



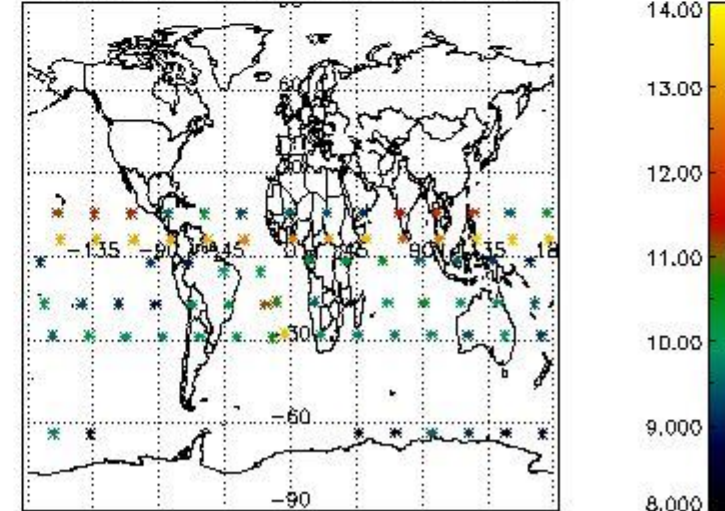
Percentage of flagged data per H2O profile



Percentage of flagged data per NO2 profile



Percentage of flagged data per NO3 profile

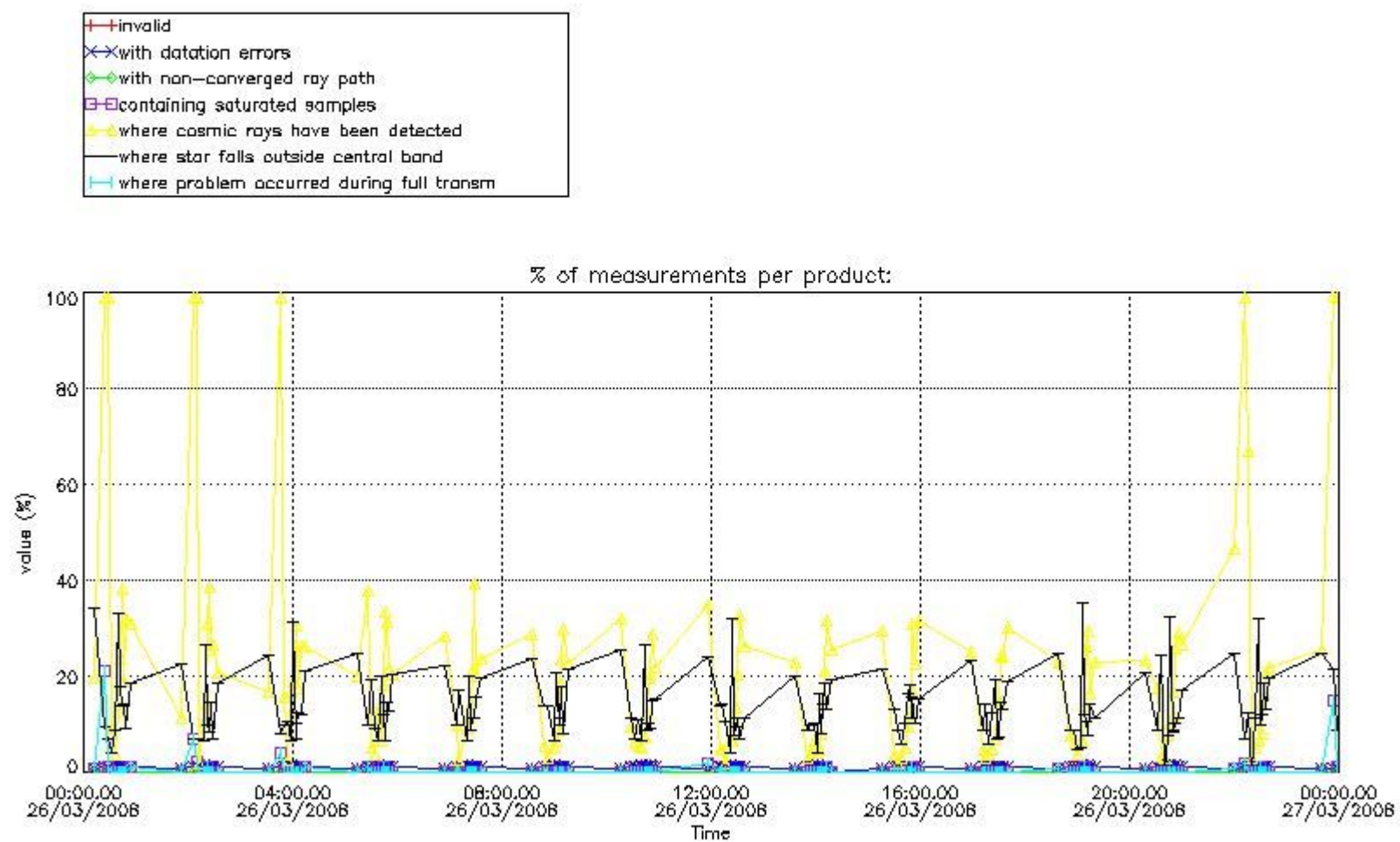


#### 4. Level 1 quality information per product

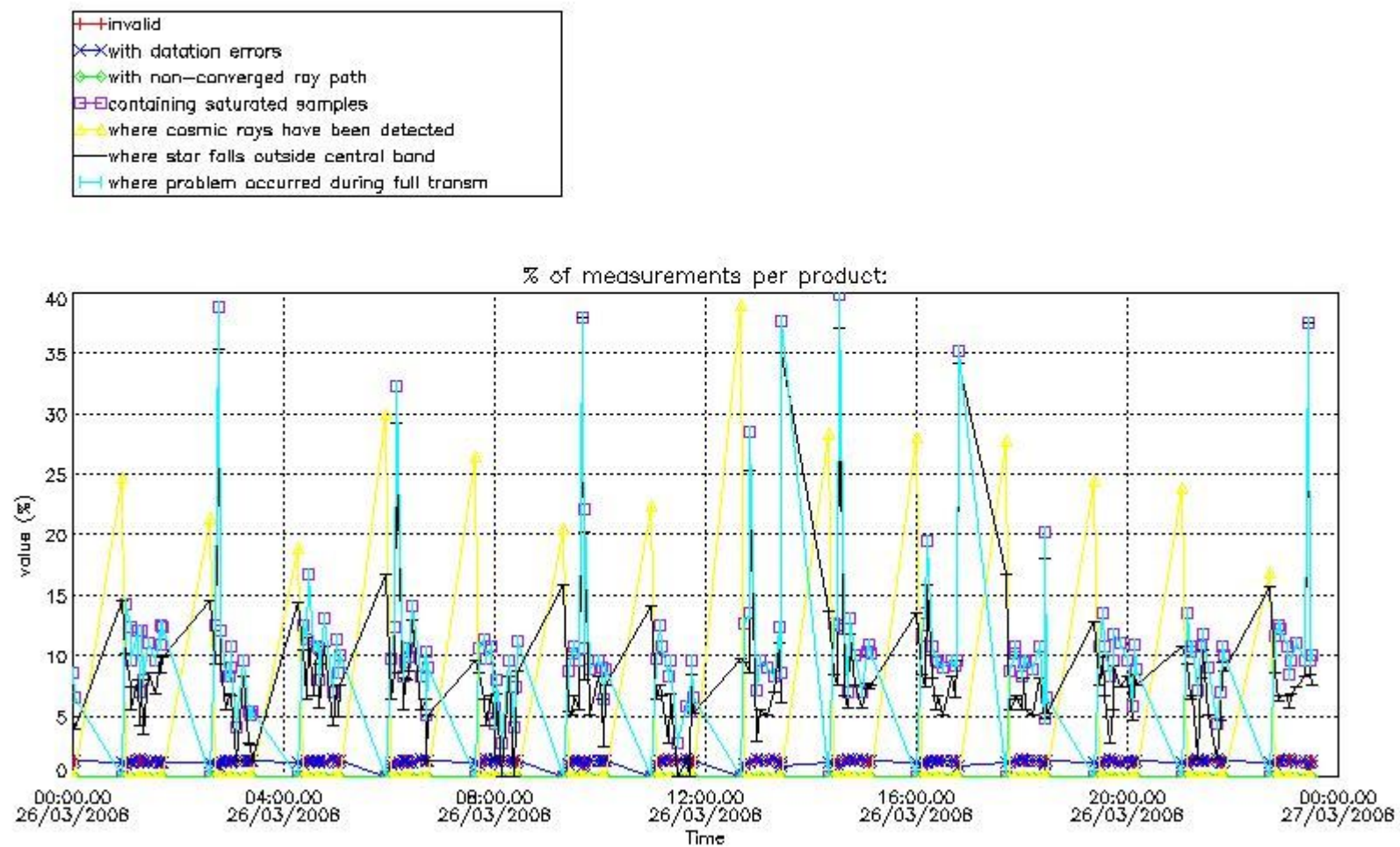
In this section it is plotted some information contained in the Quality Summary data set of the level 2 products that comes from the level 1b processing. Products without errors (error flag in the MPH set to "0") are used.

##### 4.1 Plot quality information per product (time dependant) coming from level 1b processing

###### 4.1.1 Plot level 1 quality information per product (time dependant): ENVISAT ASCENDING passes

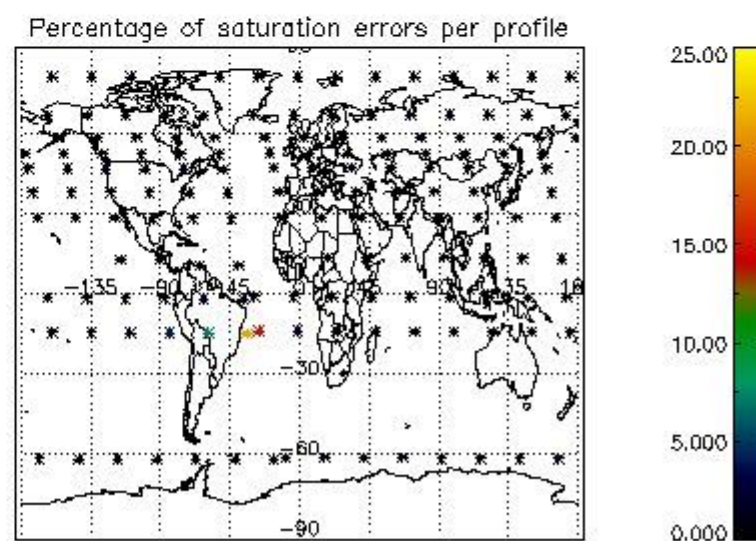
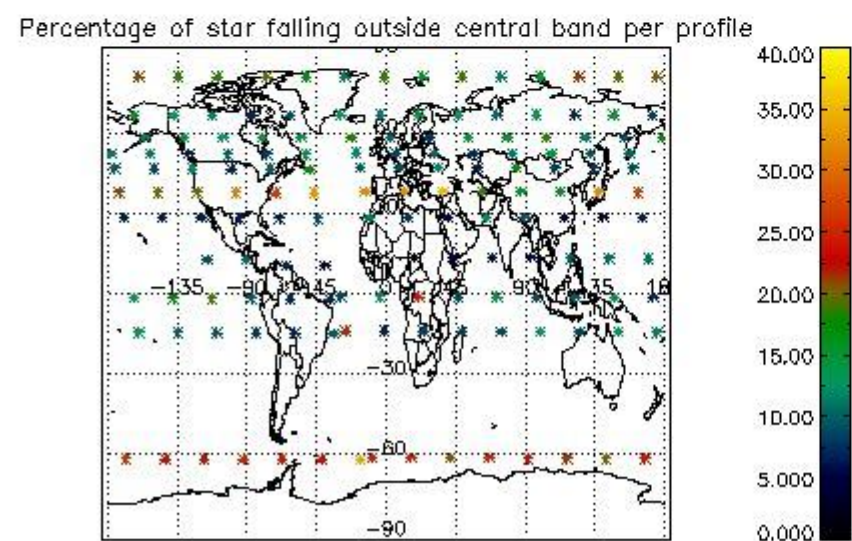
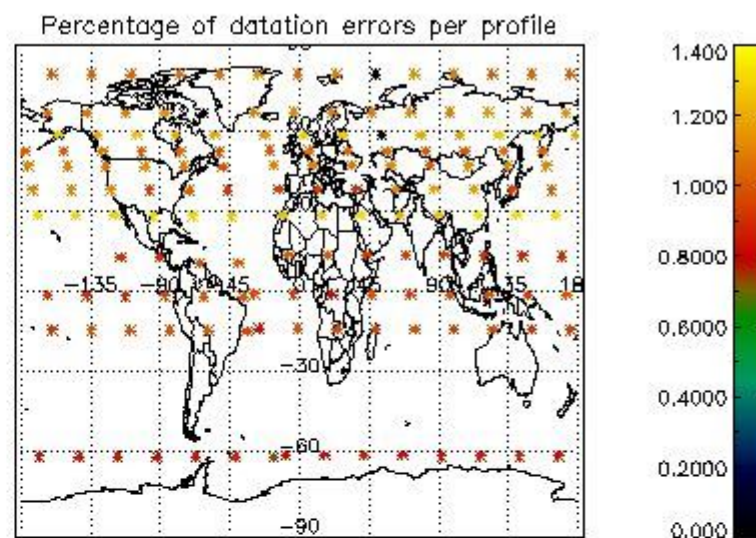
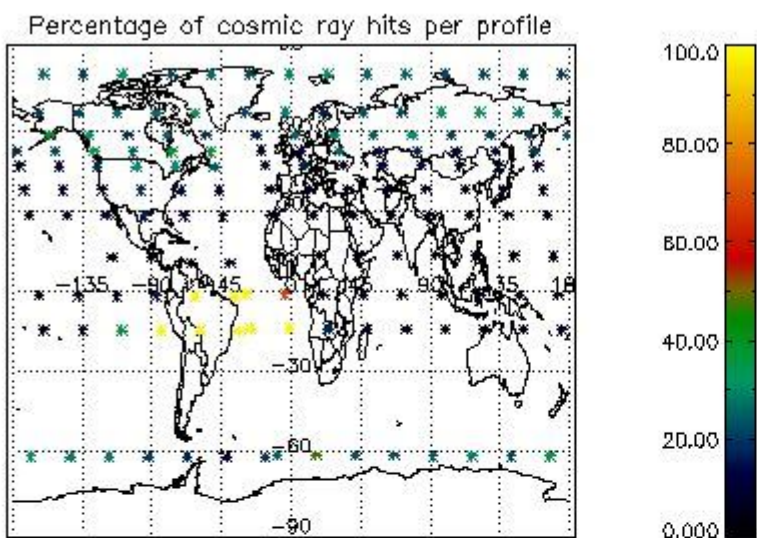


4.1.2 Plot level 1 quality information per product (time dependant): ENVI SAT DESCENDING passes

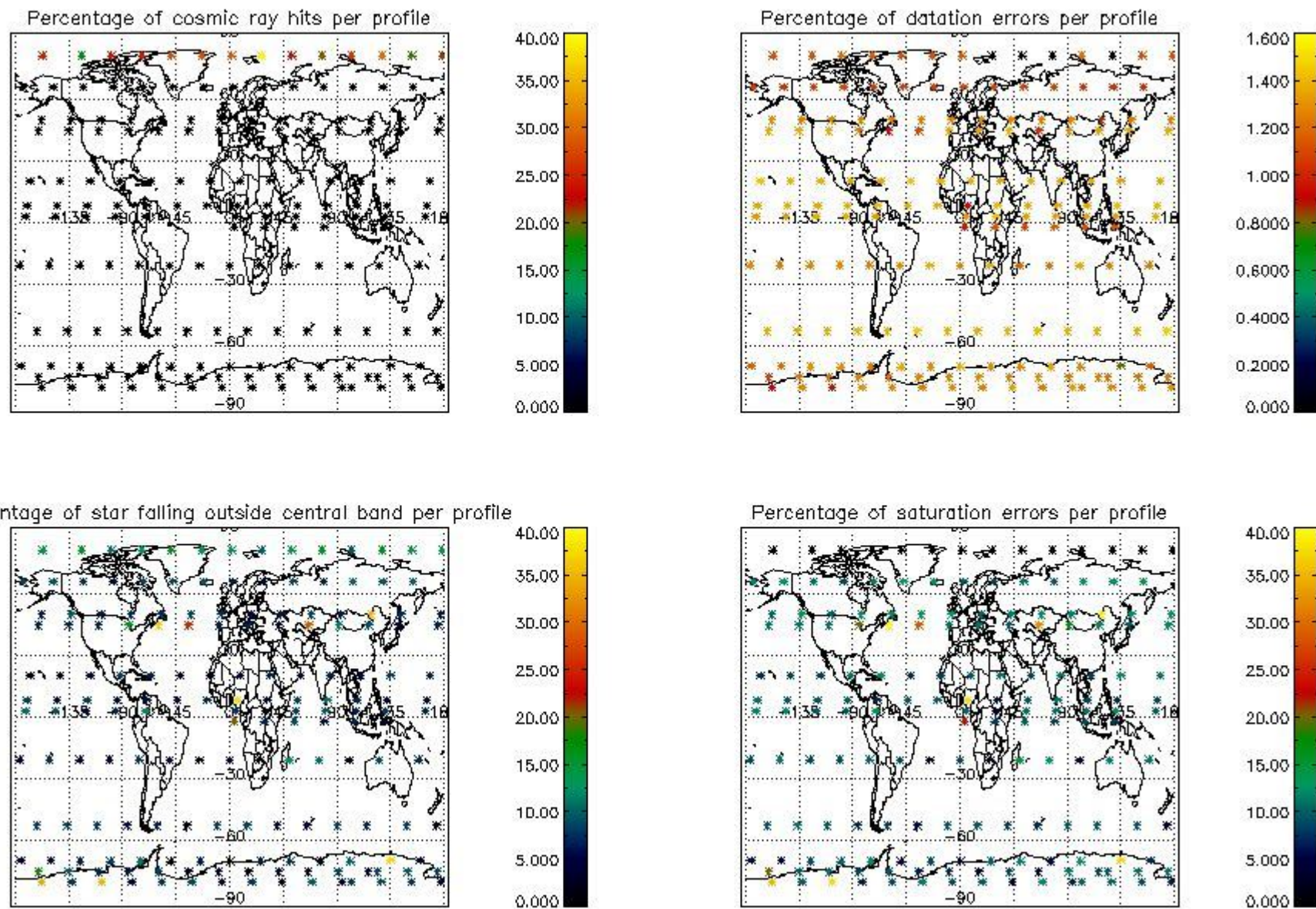


4.2 Plot quality information per product coming from level 1b processing (world map)

4.2.1 Plot level 1 quality information per product (world map): ENVISAT ASCENDING passes



4.2.2 Plot level 1 quality information per product (world map): ENVISAT DESCENDING passes



## 5. Trace gas profiles

### 5.1 Ozone statistics based on quality of products

The final quality of the products can be "measured" using the STD (Standard Deviation) attached to every point profile. This information is written to the parameter GOM\_NL\_\_2P/NL\_LOCAL\_SPECIES\_DENSITY/o3\_std of the level 2 products. The table below shows the statistics for given STD ranges.

The statistics are given with respect to the overall valid production:

- Products without fatal errors: GOM\_NL\_\_2P/MPH/PRODUCT\_ERR=0
- Valid point profile: GOM\_NL\_\_2P/NL\_LOCAL\_SPECIES\_DENSITY/pcd(0)=0

The 'Criteria' is applied to valid points of dark limb products:

- Products in dark limb illumination condition: GOM\_NL\_\_2P/NL\_SUMMARY\_QUALITY/obs\_ill\_cond=0
- Products without fatal errors: GOM\_NL\_\_2P/MPH/PRODUCT\_ERR=0
- Valid point profile: GOM\_NL\_\_2P/NL\_LOCAL\_SPECIES\_DENSITY/pcd(0)=0

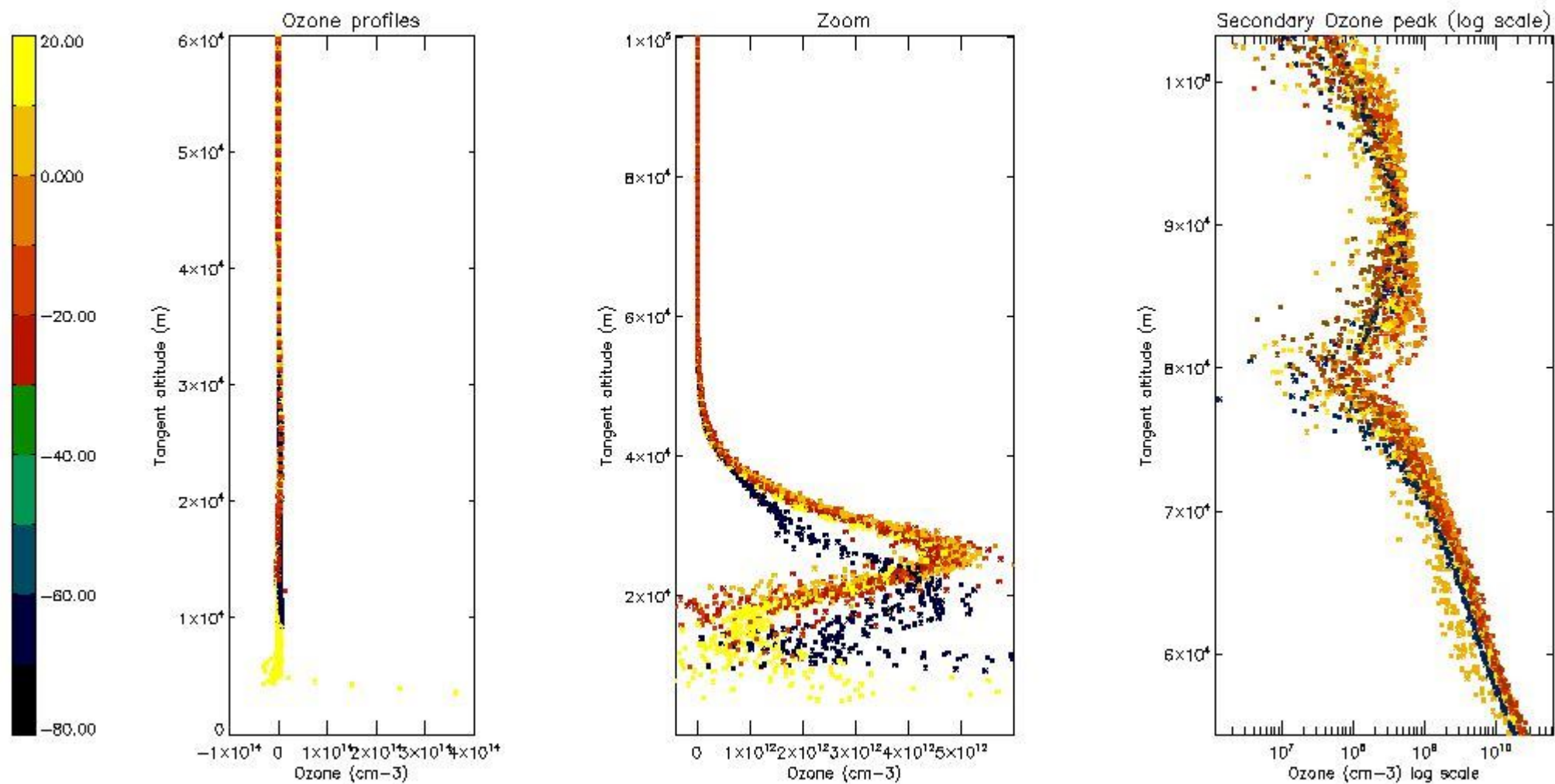
So, the table below shows the percentage of dark limb and valid observations for each criteria with respect to the overall valid daily observations.

Criteria	% of total production
All STD	28
STD < 20	18

STD < 10	15
STD < 5	11

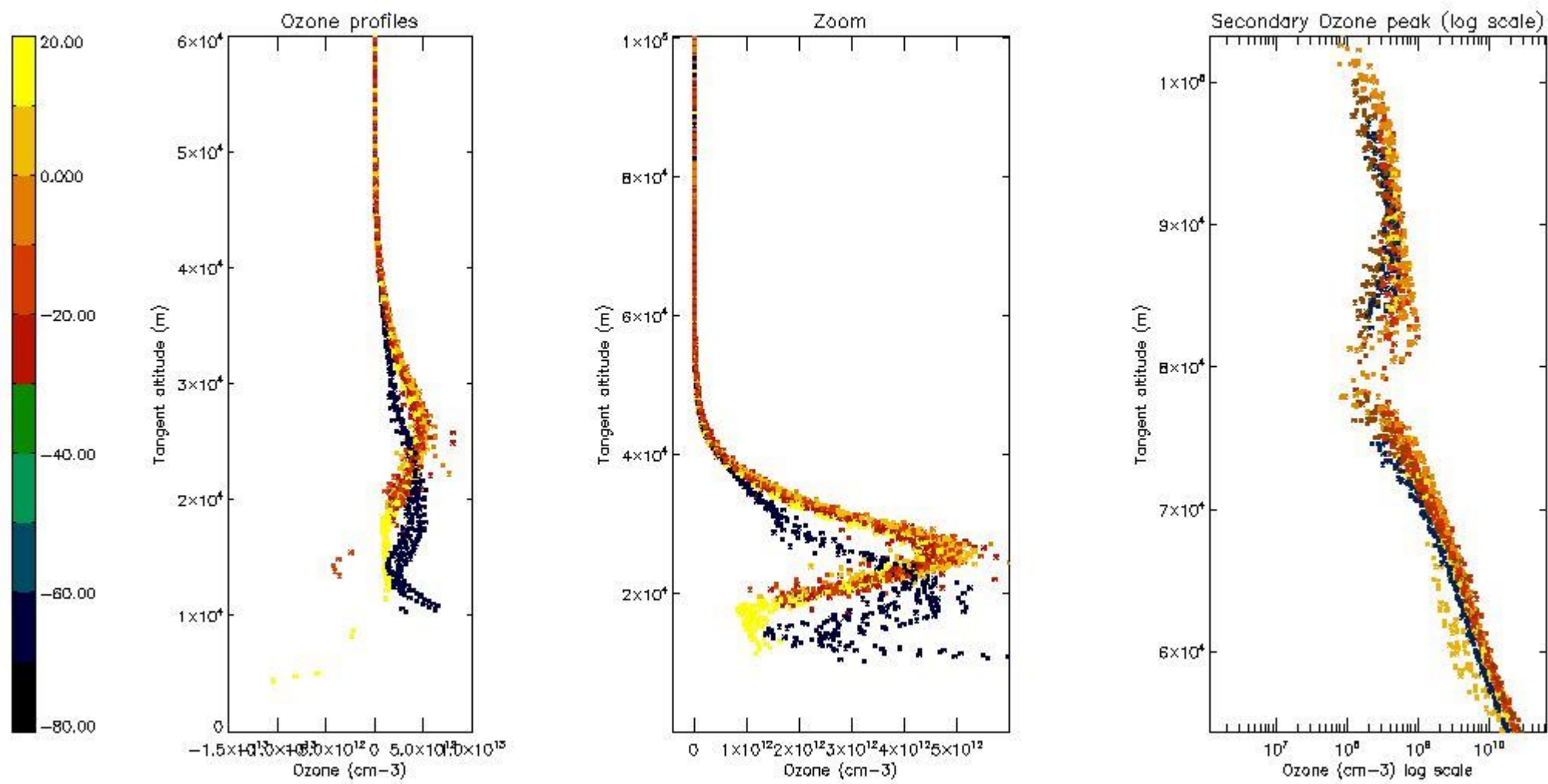
5.2 Plot ozone profiles for all STD (dark without errors)

The colorbar represents the latitude.



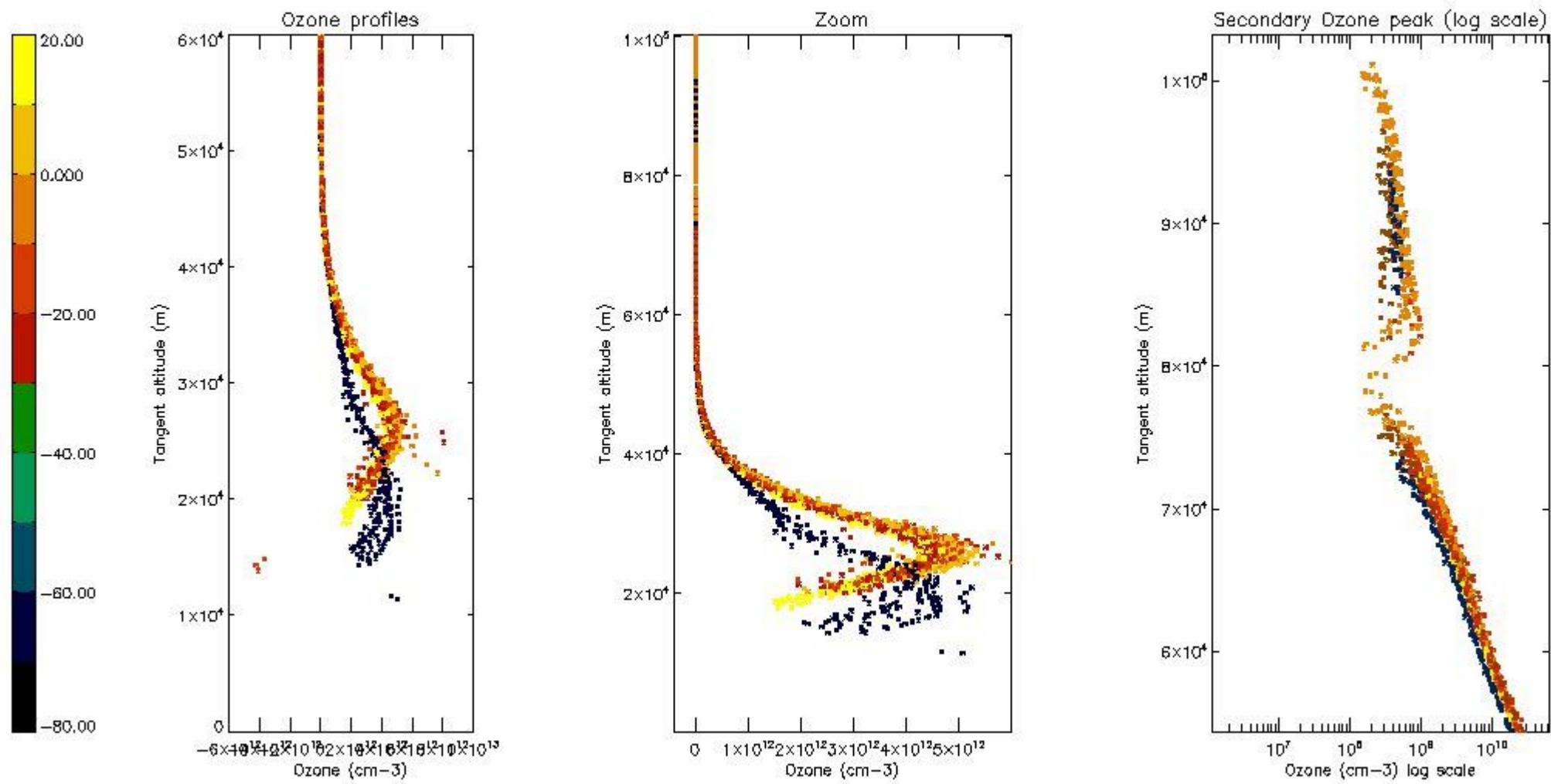
5.3 Plot ozone profiles where STD < 20% (dark without errors)

The colorbar represents the latitude.



*5.4 Plot ozone profiles where STD < 10% (dark without errors)*

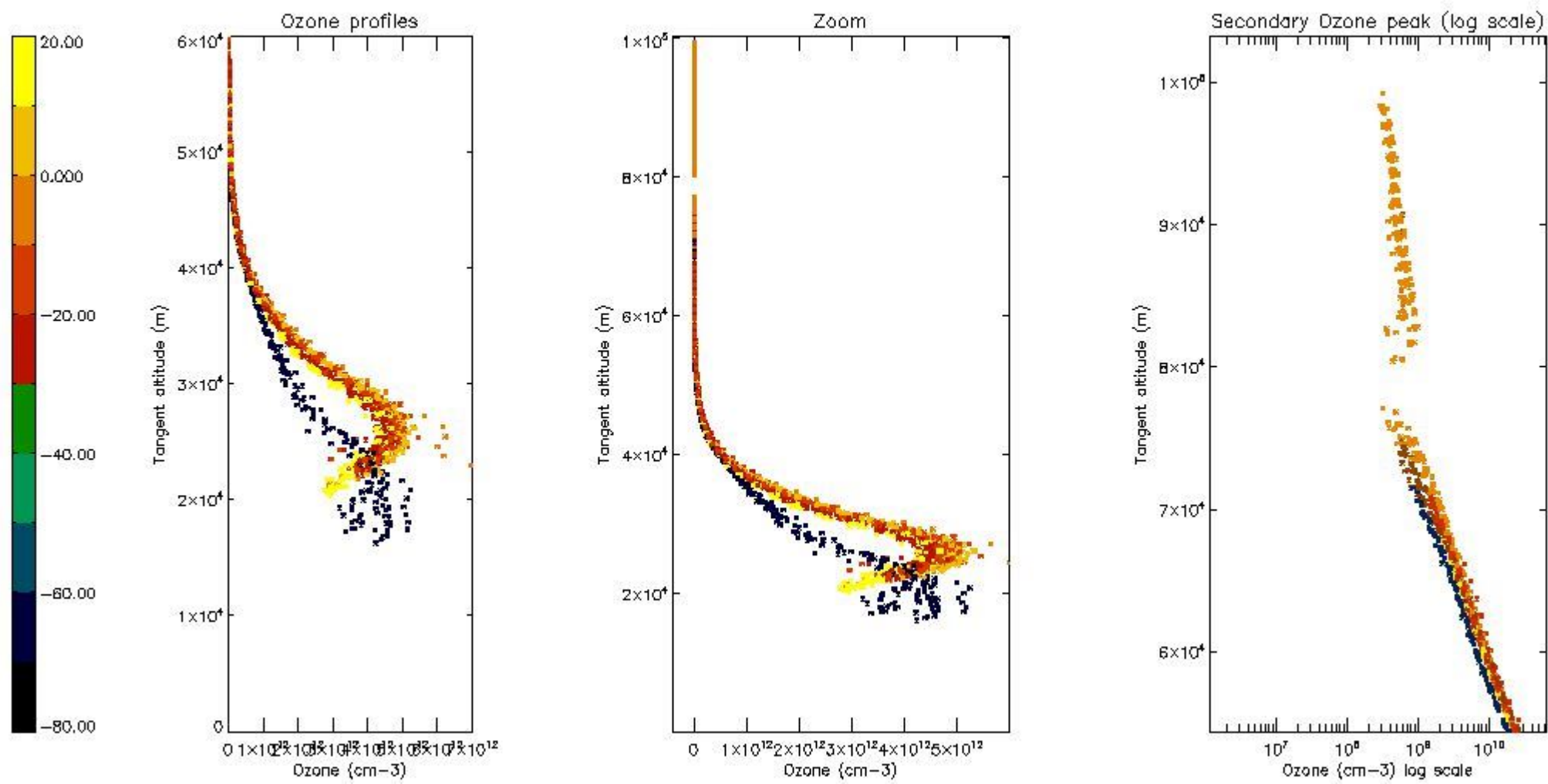
The colorbar represents the latitude.



*5.5 Plot ozone profiles where STD < 5% (dark without errors)*

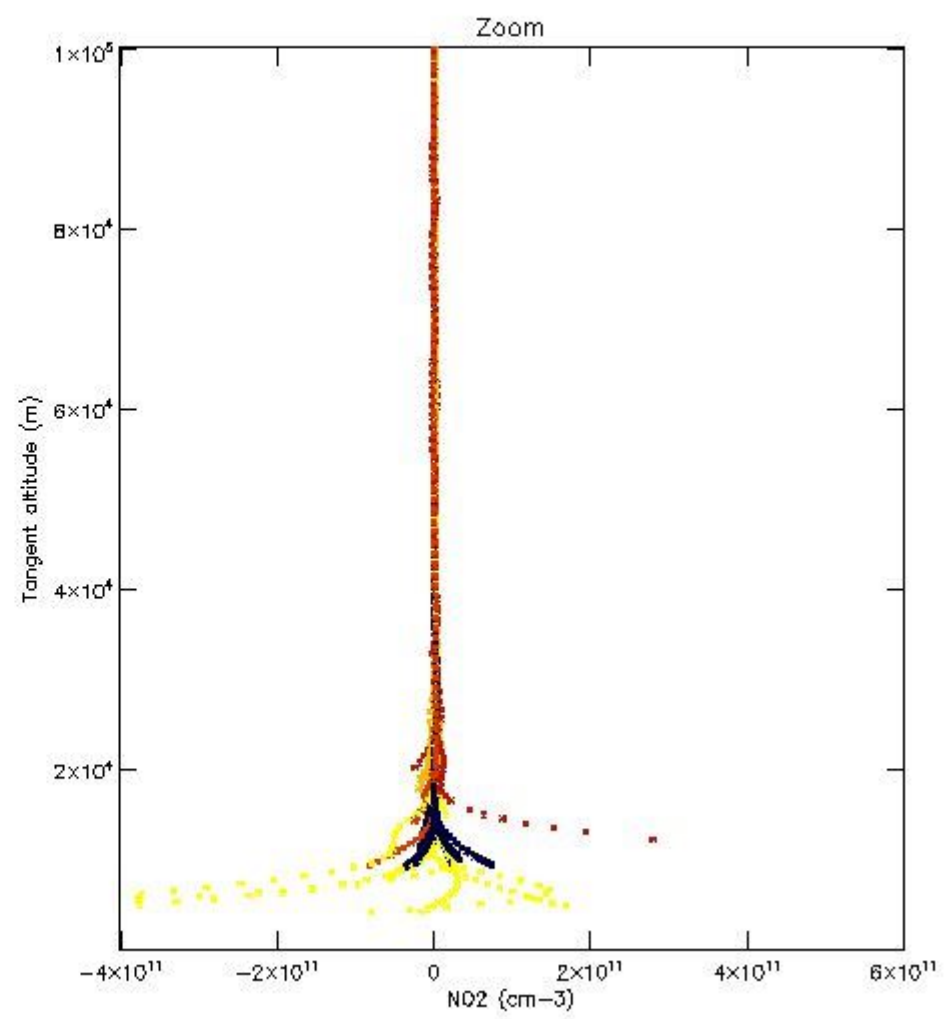
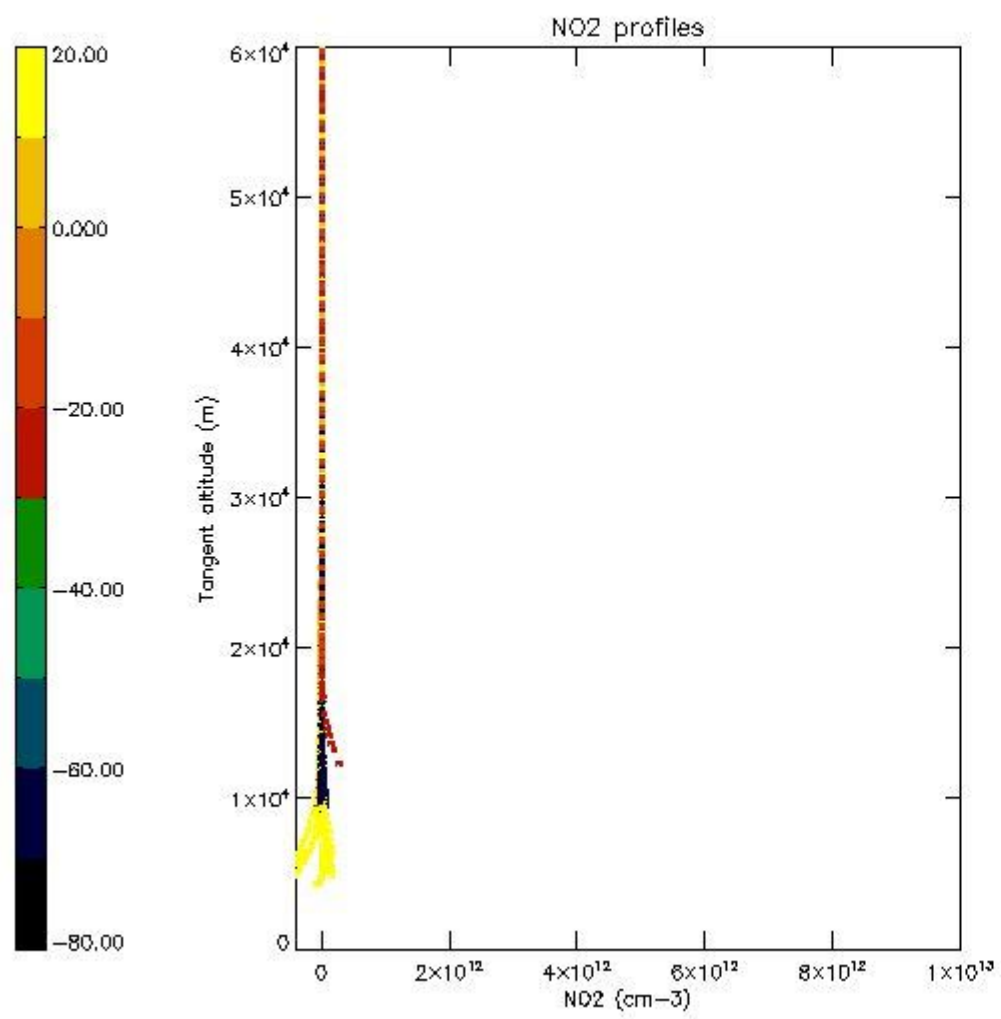
The colorbar represents the latitude.





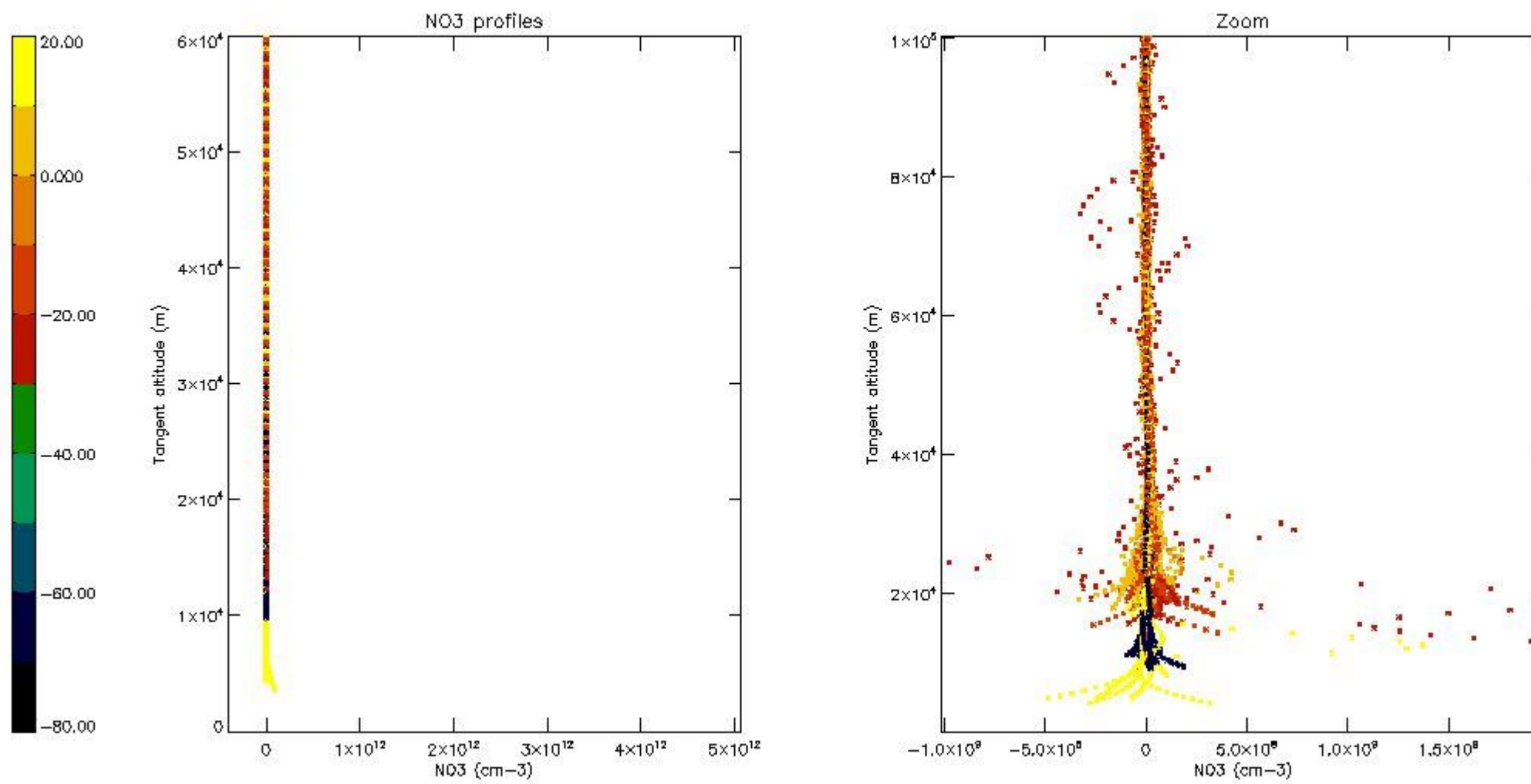
*5.6 Plot NO<sub>2</sub> profiles for all STD (dark without errors)*

The colorbar represents the latitude.



*5.7 Plot NO3 profiles for all STD (dark without errors)*

The colorbar represents the latitude.



## 6. Auxiliary Data Files used for the production reported in section 2

The number reported in the third column indicates since which file (see list in section 2) the corresponding auxiliary file has been used. The fourth column is the date of those product files.

Type	Auxiliary Filename	Used since product	Used since product date
INST_PHYS_CHARACTERISTICS	GOM_INS_AXVIEC20091111_143220_20030716_120000_20500101_000000	1	26-MAR-2008 00:00:14
LEVEL-2_PROC_CONFIG	GOM_PR2_AXVIEC20091111_152718_20020301_000000_20500101_000000	1	26-MAR-2008 00:00:14
CROSS_SECTIONS_FILE	GOM_CR2_AXVIEC20091111_154832_20020301_000000_20500101_000000	1	26-MAR-2008 00:00:14

# GOMOS Level 2 Daily Report

## SUMMARY

### [1. General Info](#)

### [2. Summary of processed GOM\\_NL\\_2P products](#)

### [3. Level 2 Quality information per product](#)

#### [3.1 Plot of level 2 quality information per product \(time dependant\)](#)

#### [3.2 Plot of level 2 quality information per product \(world map\)](#)

### [4. Level 1 Quality information per product \(stored on level 2 products\)](#)

#### [4.1 Plot of level 1 quality information per product \(time dependant\)](#)

##### [4.1.1 Plot of level 1 quality information per product \(time dependant\): ASCENDING](#)

##### [4.1.2 Plot of level 1 quality information per product \(time dependant\): DESCENDING](#)

#### [4.2 Plot of level 1 quality information per product \(world map\)](#)

##### [4.2.1 Plot of level 1 quality information per product \(world map\): ASCENDING](#)

##### [4.2.2 Plot of level 1 quality information per product \(world map\): DESCENDING](#)

### [5. Ozone profiles based on quality statistics and other trace gas profiles](#)

#### [5.1 Ozone statistics based on quality of products](#)

#### [5.2 Plot ozone profiles for all STD \(dark without errors\)](#)

#### [5.3 Plot ozone profiles where STD < 20% \(dark without errors\)](#)

#### [5.4. Plot ozone profiles where STD < 10% \(dark without errors\)](#)

#### [5.5. Plot ozone profiles where STD < 5% \(dark without errors\)](#)

#### [5.6 Plot NO2 profiles for all STD \(dark without errors\)](#)

#### [5.7 Plot NO3 profiles for all STD \(dark without errors\)](#)

#### [5.8 Plot H2O profiles \(only for occultations of stars 1,2,3,4,13,14,16,26,63 dark without errors\) for all STD](#)

### [6. Auxiliary Data Files used for the production reported in section 2](#)

This report presents the daily analysis on parameters extracted from GOMOS level 2 data (GOM\_NL\_\_2P). It is intended to monitor some important parameters that will impact the quality of these products. A list of level 2 products (and content) that have arrived during the reporting day to the PCF is also given.

Item	Value
Time of report generation	25APR2013 12:10:30
Data source version	GOMOS/6.01
Start time of products	26-03-2008 (26MAR2008 00:00:00)
Stop time of products	27-03-2008 (27MAR2008 00:00:00)
Store outputs in DB	Yes
Nb of level 2 prods	329
Nb of prods with errors	0

## 2. Summary of processed GOM\_NL\_\_2P products.

Nr	Filename	UTC Start time	Limb	Duration	Star Id	Star Name	Star Mag	Star Temp	Nb Meas	Orbit	Prod. error
1	GOM_NL__2PRFIN20080326_000014_000000412067_00116_31733_8242.N1	26-MAR-2008 00:00:14	Bright	40.500	66	37Gam Cyg	2.2080	5900.0	81	31733	No
2	GOM_NL__2PRFIN20080326_000208_000000382067_00116_31733_8243.N1	26-MAR-2008 00:02:08	Bright	38.000	92	53Eps Cyg	2.5000	4500.0	76	31733	No
3	GOM_NL__2PRFIN20080326_001125_000000692067_00116_31733_8244.N1	26-MAR-2008 00:11:25	Straylight	69.000	11	53Alp Aql	0.76500	8000.0	138	31733	No
4	GOM_NL__2PRFIN20080326_002449_000000522067_00116_31733_8245.N1	26-MAR-2008 00:24:49	Dark	52.000	57	34Sig Sgr	2.0660	26000.	104	31733	No
5	GOM_NL__2PRFIN20080326_002825_000000502067_00116_31733_8246.N1	26-MAR-2008 00:28:25	Dark	50.000	38	20Eps Sgr	1.8360	11000.	100	31733	No
6	GOM_NL__2PRFIN20080326_003153_000000502067_00117_31734_8242.N1	26-MAR-2008 00:31:53	Dark	49.500	85	Kap Sco	2.4070	28000.	99	31734	No
7	GOM_NL__2PRFIN20080326_003652_000000402067_00117_31734_8243.N1	26-MAR-2008 00:36:52	Dark	40.000	134	Bet TrA	2.8100	6600.0	80	31734	No
8	GOM_NL__2PRFIN20080326_003934_000000552067_00117_31734_8244.N1	26-MAR-2008 00:39:34	Dark	54.500	4	Alp1Cen	-0.010000	5800.0	109	31734	No
9	GOM_NL__2PRFIN20080326_004204_000000512067_00117_31734_8245.N1	26-MAR-2008 00:42:04	Straylight	50.500	78	Alp Lup	2.3040	28000.	101	31734	No
10	GOM_NL__2PRFIN20080326_004339_000000512067_00117_31734_8246.N1	26-MAR-2008 00:43:39	Straylight	51.000	81	Eta Cen	2.3560	28000.	102	31734	No
11	GOM_NL__2PRFIN20080326_004526_000000422067_00117_31734_8247.N1	26-MAR-2008 00:45:26	Straylight	42.000	64	Gam Cen	2.2000	10600.	84	31734	No
12	GOM_NL__2PRFIN20080326_004754_000000442067_00117_31734_8248.N1	26-MAR-2008 00:47:54	Straylight	44.000	123	Iot Cen	2.7500	10200.	88	31734	No
13	GOM_NL__2PRFIN20080326_005302_000000492067_00117_31734_8249.N1	26-MAR-2008 00:53:02	Straylight	48.500	106	9Bet Crv	2.6480	5600.0	97	31734	No
14	GOM_NL__2PRFIN20080326_005506_000000452067_00117_31734_8250.N1	26-MAR-2008 00:55:06	Twi_and_stray	44.500	100	4Gam Crv	2.5800	13100.	89	31734	No
15	GOM_NL__2PRFIN20080326_010035_000000492067_00117_31734_8251.N1	26-MAR-2008 01:00:35	Bright	49.000	121	29Gam Vir	2.7400	7200.0	98	31734	No
16	GOM_NL__2PRFIN20080326_010512_000000412067_00117_31734_8252.N1	26-MAR-2008 01:05:12	Bright	40.500	62	94Bet Leo	2.1360	9700.0	81	31734	No
17	GOM_NL__2PRFIN20080326_010640_000000372067_00117_31734_8253.N1	26-MAR-2008 01:06:40	Bright	36.500	96	68Del Leo	2.5600	9300.0	73	31734	No
18	GOM_NL__2PRFIN20080326_011334_000000382067_00117_31734_8254.N1	26-MAR-2008 01:13:34	Bright	37.500	174	52Psi UMa	3.0040	4400.0	75	31734	No
19	GOM_NL__2PRFIN20080326_011653_000000362067_00117_31734_8255.N1	26-MAR-2008 01:16:53	Bright	35.500	82	48Bet UMa	2.3650	10600.	71	31734	No
20	GOM_NL__2PRFIN20080326_011824_000000382067_00117_31734_8256.N1	26-MAR-2008 01:18:24	Bright	37.500	36	50Alp UMa	1.8000	6300.0	75	31734	No
21	GOM_NL__2PRFIN20080326_011949_000000442067_00117_31734_8257.N1	26-MAR-2008 01:19:49	Bright	43.500	55	79Zet UMa	2.0600	10200.	87	31734	No
22	GOM_NL__2PRFIN20080326_012504_000000412067_00117_31734_8258.N1	26-MAR-2008 01:25:04	Bright	40.500	60	7Bet UMi	2.0810	3950.0	81	31734	No
23	GOM_NL__2PRFIN20080326_013404_000000372067_00117_31734_8259.N1	26-MAR-2008 01:34:04	Bright	36.500	89	5Alp Cep	2.4510	8000.0	73	31734	No
24	GOM_NL__2PRFIN20080326_013914_000000402067_00117_31734_8260.N1	26-MAR-2008 01:39:14	Bright	40.000	19	50Alp Cyg	1.2460	10500.	80	31734	No
25	GOM_NL__2PRFIN20080326_014050_000000412067_00117_31734_8261.N1	26-MAR-2008 01:40:50	Bright	41.000	66	37Gam Cyg	2.2080	5900.0	82	31734	No
26	GOM_NL__2PRFIN20080326_014244_000000412067_00117_31734_8262.N1	26-MAR-2008 01:42:44	Bright	40.500	92	53Eps Cyg	2.5000	4500.0	81	31734	No
27	GOM_NL__2PRFIN20080326_015202_000000582067_00117_31734_8263.N1	26-MAR-2008 01:52:02	Straylight	58.000	11	53Alp Aql	0.76500	8000.0	116	31734	No
28	GOM_NL__2PRFIN20080326_020526_000000502067_00117_31734_8264.N1	26-MAR-2008 02:05:26	Dark	50.000	57	34Sig Sgr	2.0660	26000.	100	31734	No
29	GOM_NL__2PRFIN20080326_020902_000000502067_00117_31734_8265.N1	26-MAR-2008 02:09:02	Dark	50.000	38	20Eps Sgr	1.8360	11000.	100	31734	No
30	GOM_NL__2PRFIN20080326_021230_000000512067_00118_31735_8251.N1	26-MAR-2008 02:12:30	Dark	51.000	85	Kap Sco	2.4070	28000.	102	31735	No
31	GOM_NL__2PRFIN20080326_021729_000000392067_00118_31735_8252.N1	26-MAR-2008 02:17:29	Dark	38.500	134	Bet TrA	2.8100	6600.0	77	31735	No
32	GOM_NL__2PRFIN20080326_022011_000000492067_00118_31735_8253.N1	26-MAR-2008 02:20:11	Dark	49.000	4	Alp1Cen	-0.010000	5800.0	98	31735	No
33	GOM_NL__2PRFIN20080326_022241_000000462067_00118_31735_8254.N1	26-MAR-2008 02:22:41	Straylight	45.500	78	Alp Lup	2.3040	28000.	91	31735	No
34	GOM_NL__2PRFIN20080326_022416_000000482067_00118_31735_8255.N1	26-MAR-2008 02:24:16	Straylight	48.000	81	Eta Cen	2.3560	28000.	96	31735	No
35	GOM_NL__2PRFIN20080326_022602_000000422067_00118_31735_8256.N1	26-MAR-2008 02:26:02	Straylight	41.500	64	Gam Cen	2.2000	10600.	83	31735	No
36	GOM_NL__2PRFIN20080326_022830_000000442067_00118_31735_8257.N1	26-MAR-2008 02:28:30	Straylight	43.500	123	Iot Cen	2.7500	10200.	87	31735	No
37	GOM_NL__2PRFIN20080326_023338_000000492067_00118_31735_8258.N1	26-MAR-2008 02:33:38	Straylight	48.500	106	9Bet Crv	2.6480	5600.0	97	31735	No
38	GOM_NL__2PRFIN20080326_023542_000000452067_00118_31735_8259.N1	26-MAR-2008 02:35:42	Twi_and_stray	44.500	100	4Gam Crv	2.5800	13100.	89	31735	No
39	GOM_NL__2PRFIN20080326_024110_000000482067_00118_31735_8260.N1	26-MAR-2008 02:41:10	Bright	48.000	121	29Gam Vir	2.7400	7200.0	96	31735	No
40	GOM_NL__2PRFIN20080326_024548_000000582067_00118_31735_8261.N1	26-MAR-2008 02:45:48	Bright	58.000	62	94Bet Leo	2.1360	9700.0	116	31735	No
41	GOM_NL__2PRFIN20080326_024716_000000382067_00118_31735_8262.N1	26-MAR-2008 02:47:16	Bright	37.500	96	68Del Leo	2.5600	9300.0	75	31735	No
42	GOM_NL__2PRFIN20080326_025410_000000372067_00118_31735_8263.N1	26-MAR-2008 02:54:10	Bright	36.500	174	52Psi UMa	3.0040	4400.0	73	31735	No

43	GOM_NL__2PRFIN20080326_025728_000000372067_00118_31735_8264.N1	26-MAR-2008 02:57:28	Bright	36.500	82	48Bet UMa	2.3650	10600.	73	31735	No
44	GOM_NL__2PRFIN20080326_025900_000000372067_00118_31735_8265.N1	26-MAR-2008 02:59:00	Bright	37.000	36	50Alp UMa	1.8000	6300.0	74	31735	No
45	GOM_NL__2PRFIN20080326_030024_000000452067_00118_31735_8266.N1	26-MAR-2008 03:00:24	Bright	44.500	55	79Zet UMa	2.0600	10200.	89	31735	No
46	GOM_NL__2PRFIN20080326_030539_000000372067_00118_31735_8267.N1	26-MAR-2008 03:05:39	Bright	37.000	60	7Bet UMi	2.0810	3950.0	74	31735	No
47	GOM_NL__2PRFIN20080326_031440_000000372067_00118_31735_8268.N1	26-MAR-2008 03:14:40	Bright	36.500	89	5Alp Cep	2.4510	8000.0	73	31735	No
48	GOM_NL__2PRFIN20080326_031949_000000372067_00118_31735_8269.N1	26-MAR-2008 03:19:49	Bright	37.000	19	50Alp Cyg	1.2460	10500.	74	31735	No
49	GOM_NL__2PRFIN20080326_032126_000000392067_00118_31735_8270.N1	26-MAR-2008 03:21:26	Bright	39.000	66	37Gam Cyg	2.2080	5900.0	78	31735	No
50	GOM_NL__2PRFIN20080326_032320_000000382067_00118_31735_8271.N1	26-MAR-2008 03:23:20	Bright	37.500	92	53Eps Cyg	2.5000	4500.0	75	31735	No
51	GOM_NL__2PRFIN20080326_033238_000000602067_00118_31735_8272.N1	26-MAR-2008 03:32:38	Straylight	59.500	11	53Alp Aql	0.76500	8000.0	119	31735	No
52	GOM_NL__2PRFIN20080326_034604_000000512067_00118_31735_8273.N1	26-MAR-2008 03:46:04	Dark	51.000	57	34Sig Sgr	2.0660	26000.	102	31735	No
53	GOM_NL__2PRFIN20080326_034940_000000522067_00118_31735_8274.N1	26-MAR-2008 03:49:40	Dark	51.500	38	20Eps Sgr	1.8360	11000.	103	31735	No
54	GOM_NL__2PRFIN20080326_035345_000000572067_00119_31736_8272.N1	26-MAR-2008 03:53:45	Dark	56.500	25	35Lam Sco	1.6200	28000.	113	31736	No
55	GOM_NL__2PRFIN20080326_035805_000000392067_00119_31736_8273.N1	26-MAR-2008 03:58:05	Dark	38.500	134	Bet TrA	2.8100	6600.0	77	31736	No
56	GOM_NL__2PRFIN20080326_040047_000000532067_00119_31736_8274.N1	26-MAR-2008 04:00:47	Dark	53.000	4	Alp1Cen	-0.010000	5800.0	106	31736	No
57	GOM_NL__2PRFIN20080326_040318_000000442067_00119_31736_8275.N1	26-MAR-2008 04:03:18	Straylight	44.000	78	Alp Lup	2.3040	28000.	88	31736	No
58	GOM_NL__2PRFIN20080326_040453_000000492067_00119_31736_8276.N1	26-MAR-2008 04:04:53	Straylight	49.000	81	Eta Cen	2.3560	28000.	98	31736	No
59	GOM_NL__2PRFIN20080326_040639_000000402067_00119_31736_8277.N1	26-MAR-2008 04:06:39	Straylight	40.000	64	Gam Cen	2.2000	10600.	80	31736	No
60	GOM_NL__2PRFIN20080326_040906_000000462067_00119_31736_8278.N1	26-MAR-2008 04:09:06	Straylight	46.000	123	lot Cen	2.7500	10200.	92	31736	No
61	GOM_NL__2PRFIN20080326_041414_000000502067_00119_31736_8279.N1	26-MAR-2008 04:14:14	Straylight	49.500	106	9Bet Crv	2.6480	5600.0	99	31736	No
62	GOM_NL__2PRFIN20080326_041618_000000452067_00119_31736_8280.N1	26-MAR-2008 04:16:18	Tw_i_and_stray	45.000	100	4Gam Crv	2.5800	13100.	90	31736	No
63	GOM_NL__2PRFIN20080326_042146_000000482067_00119_31736_8281.N1	26-MAR-2008 04:21:46	Bright	48.000	121	29Gam Vir	2.7400	7200.0	96	31736	No
64	GOM_NL__2PRFIN20080326_042623_000000402067_00119_31736_8282.N1	26-MAR-2008 04:26:23	Bright	39.500	62	94Bet Leo	2.1360	9700.0	79	31736	No
65	GOM_NL__2PRFIN20080326_042752_000000392067_00119_31736_8283.N1	26-MAR-2008 04:27:52	Bright	39.000	96	68Del Leo	2.5600	9300.0	78	31736	No
66	GOM_NL__2PRFIN20080326_043446_000000372067_00119_31736_8284.N1	26-MAR-2008 04:34:46	Bright	37.000	174	52Psi UMa	3.0040	4400.0	74	31736	No
67	GOM_NL__2PRFIN20080326_043804_000000372067_00119_31736_8285.N1	26-MAR-2008 04:38:04	Bright	37.000	82	48Bet UMa	2.3650	10600.	74	31736	No
68	GOM_NL__2PRFIN20080326_043936_000000382067_00119_31736_8286.N1	26-MAR-2008 04:39:36	Bright	37.500	36	50Alp UMa	1.8000	6300.0	75	31736	No
69	GOM_NL__2PRFIN20080326_044059_000000442067_00119_31736_8287.N1	26-MAR-2008 04:40:59	Bright	44.000	55	79Zet UMa	2.0600	10200.	88	31736	No
70	GOM_NL__2PRFIN20080326_044615_000000422067_00119_31736_8288.N1	26-MAR-2008 04:46:15	Bright	42.000	60	7Bet UMi	2.0810	3950.0	84	31736	No
71	GOM_NL__2PRFIN20080326_045516_000000362067_00119_31736_8289.N1	26-MAR-2008 04:55:16	Bright	35.500	89	5Alp Cep	2.4510	8000.0	71	31736	No
72	GOM_NL__2PRFIN20080326_050025_000000402067_00119_31736_8290.N1	26-MAR-2008 05:00:25	Bright	39.500	19	50Alp Cyg	1.2460	10500.	79	31736	No
73	GOM_NL__2PRFIN20080326_050202_000000412067_00119_31736_8291.N1	26-MAR-2008 05:02:02	Bright	40.500	66	37Gam Cyg	2.2080	5900.0	81	31736	No
74	GOM_NL__2PRFIN20080326_050356_000000402067_00119_31736_8292.N1	26-MAR-2008 05:03:56	Bright	40.000	92	53Eps Cyg	2.5000	4500.0	80	31736	No
75	GOM_NL__2PRFIN20080326_051315_000000612067_00119_31736_8293.N1	26-MAR-2008 05:13:15	Straylight	60.500	11	53Alp Aql	0.76500	8000.0	121	31736	No
76	GOM_NL__2PRFIN20080326_052641_000000522067_00119_31736_8294.N1	26-MAR-2008 05:26:41	Dark	51.500	57	34Sig Sgr	2.0660	26000.	103	31736	No
77	GOM_NL__2PRFIN20080326_053017_000000572067_00119_31736_8295.N1	26-MAR-2008 05:30:17	Dark	57.000	38	20Eps Sgr	1.8360	11000.	114	31736	No
78	GOM_NL__2PRFIN20080326_053422_000000552067_00120_31737_8284.N1	26-MAR-2008 05:34:22	Dark	55.000	25	35Lam Sco	1.6200	28000.	110	31737	No
79	GOM_NL__2PRFIN20080326_053842_000000392067_00120_31737_8285.N1	26-MAR-2008 05:38:42	Dark	38.500	134	Bet TrA	2.8100	6600.0	77	31737	No
80	GOM_NL__2PRFIN20080326_054124_000000452067_00120_31737_8286.N1	26-MAR-2008 05:41:24	Dark	45.000	4	Alp1Cen	-0.010000	5800.0	90	31737	No
81	GOM_NL__2PRFIN20080326_054355_000000472067_00120_31737_8287.N1	26-MAR-2008 05:43:55	Straylight	46.500	78	Alp Lup	2.3040	28000.	93	31737	No
82	GOM_NL__2PRFIN20080326_054529_000000472067_00120_31737_8288.N1	26-MAR-2008 05:45:29	Straylight	46.500	81	Eta Cen	2.3560	28000.	93	31737	No
83	GOM_NL__2PRFIN20080326_054715_000000422067_00120_31737_8289.N1	26-MAR-2008 05:47:15	Straylight	41.500	64	Gam Cen	2.2000	10600.	83	31737	No
84	GOM_NL__2PRFIN20080326_054943_000000472067_00120_31737_8290.N1	26-MAR-2008 05:49:43	Straylight	46.500	123	lot Cen	2.7500	10200.	93	31737	No
85	GOM_NL__2PRFIN20080326_055451_000000492067_00120_31737_8291.N1	26-MAR-2008 05:54:51	Straylight	49.000	106	9Bet Crv	2.6480	5600.0	98	31737	No
86	GOM_NL__2PRFIN20080326_055654_000000452067_00120_31737_8292.N1	26-MAR-2008 05:56:54	Tw_i_and_stray	45.000	100	4Gam Crv	2.5800	13100.	90	31737	No
87	GOM_NL__2PRFIN20080326_060222_000000472067_00120_31737_8293.N1	26-MAR-2008 06:02:22	Bright	46.500	121	29Gam Vir	2.7400	7200.0	93	31737	No
88	GOM_NL__2PRFIN20080326_060659_000000412067_00120_31737_8294.N1	26-MAR-2008 06:06:59	Bright	40.500	62	94Bet Leo	2.1360	9700.0	81	31737	No
89	GOM_NL__2PRFIN20080326_060828_000000482067_00120_31737_8295.N1	26-MAR-2008 06:08:28	Bright	48.000	96	68Del Leo	2.5600	9300.0	96	31737	No
90	GOM_NL__2PRFIN20080326_061522_000000372067_00120_31737_8296.N1	26-MAR-2008 06:15:22	Bright	36.500	174	52Psi UMa	3.0040	4400.0	73	31737	No
91	GOM_NL__2PRFIN20080326_061840_000000372067_00120_31737_8297.N1	26-MAR-2008 06:18:40	Bright	37.000	82	48Bet UMa	2.3650	10600.	74	31737	No
92	GOM_NL__2PRFIN20080326_062012_000000382067_00120_31737_8298.N1	26-MAR-2008 06:20:12	Bright	37.500	36	50Alp UMa	1.8000	6300.0	75	31737	No
93	GOM_NL__2PRFIN20080326_062135_000000462067_00120_31737_8299.N1	26-MAR-2008 06:21:35	Bright	45.500	55	79Zet UMa	2.0600	10200.	91	31737	No
94	GOM_NL__2PRFIN20080326_062651_000000432067_00120_31737_8300.N1	26-MAR-2008 06:26:51	Bright	42.500	60	7Bet UMi	2.0810	3950.0	85	31737	No
95	GOM_NL__2PRFIN20080326_063552_000000362067_00120_31737_8301.N1	26-MAR-2008 06:35:52	Bright	36.000	89	5Alp Cep	2.4510	8000.0	72	31737	No
96	GOM_NL__2PRFIN20080326_064101_000000392067_00120_31737_8302.N1	26-MAR-2008 06:41:01	Bright	39.000	19	50Alp Cyg	1.2460	10500.	78	31737	No
97	GOM_NL__2PRFIN20080326_064238_000000392067_00120_31737_8303.N1	26-MAR-2008 06:42:38	Bright	39.000	66	37Gam Cyg	2.2080	5900.0	78	31737	No
98	GOM_NL__2PRFIN20080326_064432_000000392067_00120_31737_8304.N1	26-MAR-2008 06:44:32	Bright	39.000	92	53Eps Cyg	2.5000	4500.0	78	31737	No
99	GOM_NL__2PRFIN20080326_065351_000000592067_00120_31737_8305.N1	26-MAR-2008 06:53:51	Straylight	58.500	11	53Alp Aql	0.76500	8000.0	117	31737	No
100	GOM_NL__2PRFIN20080326_070718_000000512067_00120_31737_8306.N1	26-MAR-2008 07:07:18	Dark	51.000	57	34Sig Sgr	2.0660	26000.	102	31737	No
101	GOM_NL__2PRFIN20080326_071054_000000562067_00120_31737_8307.N1	26-MAR-2008 07:10:54	Dark	55.500	38	20Eps Sgr	1.8360	11000.	111	31737	No

102	GOM_NL__2PRFIN20080326_071918_000000392067_00121_31738_8295.N1	26-MAR-2008 07:19:18	Dark	38.500	134	Bet TrA	2.8100	6600.0	77	31738	No
103	GOM_NL__2PRFIN20080326_072200_000000452067_00121_31738_8296.N1	26-MAR-2008 07:22:00	Dark	45.000	4	Alp1Cen	-0.010000	5800.0	90	31738	No
104	GOM_NL__2PRFIN20080326_072431_000000462067_00121_31738_8297.N1	26-MAR-2008 07:24:31	Straylight	45.500	78	Alp Lup	2.3040	28000.	91	31738	No
105	GOM_NL__2PRFIN20080326_072606_000000492067_00121_31738_8298.N1	26-MAR-2008 07:26:06	Straylight	49.000	81	Eta Cen	2.3560	28000.	98	31738	No
106	GOM_NL__2PRFIN20080326_072751_000000402067_00121_31738_8299.N1	26-MAR-2008 07:27:51	Straylight	39.500	64	Gam Cen	2.2000	10600.	79	31738	No
107	GOM_NL__2PRFIN20080326_073019_000000482067_00121_31738_8300.N1	26-MAR-2008 07:30:19	Straylight	47.500	123	lot Cen	2.7500	10200.	95	31738	No
108	GOM_NL__2PRFIN20080326_073527_000000492067_00121_31738_8301.N1	26-MAR-2008 07:35:27	Straylight	48.500	106	9Bet Crv	2.6480	5600.0	97	31738	No
109	GOM_NL__2PRFIN20080326_073730_000000422067_00121_31738_8302.N1	26-MAR-2008 07:37:30	Twl_and_stray	41.500	100	4Gam Crv	2.5800	13100.	83	31738	No
110	GOM_NL__2PRFIN20080326_074258_000000472067_00121_31738_8303.N1	26-MAR-2008 07:42:58	Bright	47.000	121	29Gam Vir	2.7400	7200.0	94	31738	No
111	GOM_NL__2PRFIN20080326_074735_000000402067_00121_31738_8304.N1	26-MAR-2008 07:47:35	Bright	39.500	62	94Bet Leo	2.1360	9700.0	79	31738	No
112	GOM_NL__2PRFIN20080326_074904_000000362067_00121_31738_8305.N1	26-MAR-2008 07:49:04	Bright	36.000	96	68Del Leo	2.5600	9300.0	72	31738	No
113	GOM_NL__2PRFIN20080326_075558_000000372067_00121_31738_8306.N1	26-MAR-2008 07:55:58	Bright	37.000	174	52Psi UMa	3.0040	4400.0	74	31738	No
114	GOM_NL__2PRFIN20080326_075916_000000362067_00121_31738_8307.N1	26-MAR-2008 07:59:16	Bright	35.500	82	48Bet UMa	2.3650	10600.	71	31738	No
115	GOM_NL__2PRFIN20080326_080048_000000352067_00121_31738_8308.N1	26-MAR-2008 08:00:48	Bright	34.500	36	50Alp UMa	1.8000	6300.0	69	31738	No
116	GOM_NL__2PRFIN20080326_080210_000000442067_00121_31738_8309.N1	26-MAR-2008 08:02:10	Bright	44.000	55	79Zet UMa	2.0600	10200.	88	31738	No
117	GOM_NL__2PRFIN20080326_080726_000000372067_00121_31738_8310.N1	26-MAR-2008 08:07:26	Bright	36.500	60	7Bet UMi	2.0810	3950.0	73	31738	No
118	GOM_NL__2PRFIN20080326_081628_000000372067_00121_31738_8311.N1	26-MAR-2008 08:16:28	Bright	36.500	89	5Alp Cep	2.4510	8000.0	73	31738	No
119	GOM_NL__2PRFIN20080326_082137_000000372067_00121_31738_8312.N1	26-MAR-2008 08:21:37	Bright	36.500	19	50Alp Cyg	1.2460	10500.	73	31738	No
120	GOM_NL__2PRFIN20080326_082314_000000412067_00121_31738_8313.N1	26-MAR-2008 08:23:14	Bright	40.500	66	37Gam Cyg	2.2080	5900.0	81	31738	No
121	GOM_NL__2PRFIN20080326_082508_000000402067_00121_31738_8314.N1	26-MAR-2008 08:25:08	Bright	40.000	92	53Eps Cyg	2.5000	4500.0	80	31738	No
122	GOM_NL__2PRFIN20080326_083428_000000602067_00121_31738_8315.N1	26-MAR-2008 08:34:28	Straylight	59.500	11	53Alp Aql	0.76500	8000.0	119	31738	No
123	GOM_NL__2PRFIN20080326_084755_000000552067_00121_31738_8316.N1	26-MAR-2008 08:47:55	Dark	54.500	57	34Sig Sgr	2.0660	26000.	109	31738	No
124	GOM_NL__2PRFIN20080326_085131_000000552067_00121_31738_8317.N1	26-MAR-2008 08:51:31	Dark	54.500	38	20Eps Sgr	1.8360	11000.	109	31738	No
125	GOM_NL__2PRFIN20080326_085955_000000392067_00122_31739_8307.N1	26-MAR-2008 08:59:55	Dark	38.500	134	Bet TrA	2.8100	6600.0	77	31739	No
126	GOM_NL__2PRFIN20080326_090237_000000462067_00122_31739_8308.N1	26-MAR-2008 09:02:37	Dark	45.500	4	Alp1Cen	-0.010000	5800.0	91	31739	No
127	GOM_NL__2PRFIN20080326_090508_000000462067_00122_31739_8309.N1	26-MAR-2008 09:05:08	Straylight	45.500	78	Alp Lup	2.3040	28000.	91	31739	No
128	GOM_NL__2PRFIN20080326_090642_000000492067_00122_31739_8310.N1	26-MAR-2008 09:06:42	Straylight	49.000	81	Eta Cen	2.3560	28000.	98	31739	No
129	GOM_NL__2PRFIN20080326_090828_000000432067_00122_31739_8311.N1	26-MAR-2008 09:08:28	Straylight	42.500	64	Gam Cen	2.2000	10600.	85	31739	No
130	GOM_NL__2PRFIN20080326_091056_000000442067_00122_31739_8312.N1	26-MAR-2008 09:10:56	Straylight	43.500	123	lot Cen	2.7500	10200.	87	31739	No
131	GOM_NL__2PRFIN20080326_091603_000000492067_00122_31739_8313.N1	26-MAR-2008 09:16:03	Straylight	49.000	106	9Bet Crv	2.6480	5600.0	98	31739	No
132	GOM_NL__2PRFIN20080326_091806_000000442067_00122_31739_8314.N1	26-MAR-2008 09:18:06	Twl_and_stray	44.000	100	4Gam Crv	2.5800	13100.	88	31739	No
133	GOM_NL__2PRFIN20080326_092333_000000462067_00122_31739_8315.N1	26-MAR-2008 09:23:33	Bright	46.000	121	29Gam Vir	2.7400	7200.0	92	31739	No
134	GOM_NL__2PRFIN20080326_092811_000000402067_00122_31739_8316.N1	26-MAR-2008 09:28:11	Bright	39.500	62	94Bet Leo	2.1360	9700.0	79	31739	No
135	GOM_NL__2PRFIN20080326_092939_000000372067_00122_31739_8317.N1	26-MAR-2008 09:29:39	Bright	37.000	96	68Del Leo	2.5600	9300.0	74	31739	No
136	GOM_NL__2PRFIN20080326_093633_000000372067_00122_31739_8318.N1	26-MAR-2008 09:36:33	Bright	36.500	174	52Psi UMa	3.0040	4400.0	73	31739	No
137	GOM_NL__2PRFIN20080326_093952_000000542067_00122_31739_8319.N1	26-MAR-2008 09:39:52	Bright	54.000	82	48Bet UMa	2.3650	10600.	108	31739	No
138	GOM_NL__2PRFIN20080326_094123_000000382067_00122_31739_8320.N1	26-MAR-2008 09:41:23	Bright	37.500	36	50Alp UMa	1.8000	6300.0	75	31739	No
139	GOM_NL__2PRFIN20080326_094245_000000522067_00122_31739_8321.N1	26-MAR-2008 09:42:45	Bright	52.000	55	79Zet UMa	2.0600	10200.	104	31739	No
140	GOM_NL__2PRFIN20080326_094802_000000402067_00122_31739_8322.N1	26-MAR-2008 09:48:02	Bright	39.500	60	7Bet UMi	2.0810	3950.0	79	31739	No
141	GOM_NL__2PRFIN20080326_095703_000000372067_00122_31739_8323.N1	26-MAR-2008 09:57:03	Bright	36.500	89	5Alp Cep	2.4510	8000.0	73	31739	No
142	GOM_NL__2PRFIN20080326_100213_000000392067_00122_31739_8324.N1	26-MAR-2008 10:02:13	Bright	39.000	19	50Alp Cyg	1.2460	10500.	78	31739	No
143	GOM_NL__2PRFIN20080326_100350_000000402067_00122_31739_8325.N1	26-MAR-2008 10:03:50	Bright	39.500	66	37Gam Cyg	2.2080	5900.0	79	31739	No
144	GOM_NL__2PRFIN20080326_100544_000000402067_00122_31739_8326.N1	26-MAR-2008 10:05:44	Bright	39.500	92	53Eps Cyg	2.5000	4500.0	79	31739	No
145	GOM_NL__2PRFIN20080326_101505_000000612067_00122_31739_8327.N1	26-MAR-2008 10:15:05	Straylight	61.000	11	53Alp Aql	0.76500	8000.0	122	31739	No
146	GOM_NL__2PRFIN20080326_102832_000000532067_00122_31739_8328.N1	26-MAR-2008 10:28:32	Dark	53.000	57	34Sig Sgr	2.0660	26000.	106	31739	No
147	GOM_NL__2PRFIN20080326_103208_000000502067_00122_31739_8329.N1	26-MAR-2008 10:32:08	Dark	50.000	38	20Eps Sgr	1.8360	11000.	100	31739	No
148	GOM_NL__2PRFIN20080326_103613_000000562067_00123_31740_8323.N1	26-MAR-2008 10:36:13	Dark	55.500	25	35Lam Sco	1.6200	28000.	111	31740	No
149	GOM_NL__2PRFIN20080326_104031_000000382067_00123_31740_8324.N1	26-MAR-2008 10:40:31	Dark	38.000	134	Bet TrA	2.8100	6600.0	76	31740	No
150	GOM_NL__2PRFIN20080326_104313_000000492067_00123_31740_8325.N1	26-MAR-2008 10:43:13	Dark	49.000	4	Alp1Cen	-0.010000	5800.0	98	31740	No
151	GOM_NL__2PRFIN20080326_104545_000000452067_00123_31740_8326.N1	26-MAR-2008 10:45:45	Straylight	45.000	78	Alp Lup	2.3040	28000.	90	31740	No
152	GOM_NL__2PRFIN20080326_104719_000000492067_00123_31740_8327.N1	26-MAR-2008 10:47:19	Straylight	48.500	81	Eta Cen	2.3560	28000.	97	31740	No
153	GOM_NL__2PRFIN20080326_104904_000000392067_00123_31740_8328.N1	26-MAR-2008 10:49:04	Straylight	39.000	64	Gam Cen	2.2000	10600.	78	31740	No
154	GOM_NL__2PRFIN20080326_105132_000000472067_00123_31740_8329.N1	26-MAR-2008 10:51:32	Straylight	47.000	123	lot Cen	2.7500	10200.	94	31740	No
155	GOM_NL__2PRFIN20080326_105639_000000462067_00123_31740_8330.N1	26-MAR-2008 10:56:39	Straylight	46.000	106	9Bet Crv	2.6480	5600.0	92	31740	No
156	GOM_NL__2PRFIN20080326_105842_000000432067_00123_31740_8331.N1	26-MAR-2008 10:58:42	Twl_and_stray	42.500	100	4Gam Crv	2.5800	13100.	85	31740	No
157	GOM_NL__2PRFIN20080326_110409_000000472067_00123_31740_8332.N1	26-MAR-2008 11:04:09	Bright	46.500	121	29Gam Vir	2.7400	7200.0	93	31740	No
158	GOM_NL__2PRFIN20080326_110846_000000402067_00123_31740_8333.N1	26-MAR-2008 11:08:46	Bright	40.000	62	94Bet Leo	2.1360	9700.0	80	31740	No
159	GOM_NL__2PRFIN20080326_111015_000000372067_00123_31740_8334.N1	26-MAR-2008 11:10:15	Bright	37.000	96	68Del Leo	2.5600	9300.0	74	31740	No
160	GOM_NL__2PRFIN20080326_111709_000000362067_00123_31740_8335.N1	26-MAR-2008 11:17:09	Bright	36.000	174	52Psi UMa	3.0040	4400.0	72	31740	No

161	GOM_NL__2PRFIN20080326_112028_000000372067_00123_31740_8336.N1	26-MAR-2008 11:20:28	Bright	36.500	82	48Bet UMa	2.3650	10600.	73	31740	No
162	GOM_NL__2PRFIN20080326_112837_000000372067_00123_31740_8337.N1	26-MAR-2008 11:28:37	Bright	36.500	60	7Bet UMi	2.0810	3950.0	73	31740	No
163	GOM_NL__2PRFIN20080326_113739_000000352067_00123_31740_8338.N1	26-MAR-2008 11:37:39	Bright	34.500	89	5Alp Cep	2.4510	8000.0	69	31740	No
164	GOM_NL__2PRFIN20080326_114249_000000372067_00123_31740_8339.N1	26-MAR-2008 11:42:49	Bright	37.000	19	50Alp Cyg	1.2460	10500.	74	31740	No
165	GOM_NL__2PRFIN20080326_114426_000000422067_00123_31740_8340.N1	26-MAR-2008 11:44:26	Bright	41.500	66	37Gam Cyg	2.2080	5900.0	83	31740	No
166	GOM_NL__2PRFIN20080326_114620_000000392067_00123_31740_8341.N1	26-MAR-2008 11:46:20	Bright	38.500	92	53Eps Cyg	2.5000	4500.0	77	31740	No
167	GOM_NL__2PRFIN20080326_115541_000000602067_00123_31740_8342.N1	26-MAR-2008 11:55:41	Dark	60.000	11	53Alp Aql	0.76500	8000.0	120	31740	No
168	GOM_NL__2PRFIN20080326_120909_000000552067_00123_31740_8343.N1	26-MAR-2008 12:09:09	Dark	55.000	57	34Sig Sgr	2.0660	26000.	110	31740	No
169	GOM_NL__2PRFIN20080326_121245_000000542067_00123_31740_8344.N1	26-MAR-2008 12:12:45	Dark	53.500	38	20Eps Sgr	1.8360	11000.	107	31740	No
170	GOM_NL__2PRFIN20080326_121651_000000572067_00124_31741_8361.N1	26-MAR-2008 12:16:51	Dark	56.500	25	35Lam Sco	1.6200	28000.	113	31741	No
171	GOM_NL__2PRFIN20080326_122108_000000382067_00124_31741_8362.N1	26-MAR-2008 12:21:08	Dark	38.000	134	Bet TrA	2.8100	6600.0	76	31741	No
172	GOM_NL__2PRFIN20080326_122349_000000532067_00124_31741_8363.N1	26-MAR-2008 12:23:49	Dark	53.000	4	Alp1Cen	-0.010000	5800.0	106	31741	No
173	GOM_NL__2PRFIN20080326_122621_000000452067_00124_31741_8364.N1	26-MAR-2008 12:26:21	Straylight	45.000	78	Alp Lup	2.3040	28000.	90	31741	No
174	GOM_NL__2PRFIN20080326_122756_000000482067_00124_31741_8365.N1	26-MAR-2008 12:27:56	Straylight	48.000	81	Eta Cen	2.3560	28000.	96	31741	No
175	GOM_NL__2PRFIN20080326_122940_000000402067_00124_31741_8366.N1	26-MAR-2008 12:29:40	Straylight	39.500	64	Gam Cen	2.2000	10600.	79	31741	No
176	GOM_NL__2PRFIN20080326_123208_000000432067_00124_31741_8367.N1	26-MAR-2008 12:32:08	Straylight	43.000	123	lot Cen	2.7500	10200.	86	31741	No
177	GOM_NL__2PRFIN20080326_123715_000000442067_00124_31741_8368.N1	26-MAR-2008 12:37:15	Straylight	44.000	106	9Bet Crv	2.6480	5600.0	88	31741	No
178	GOM_NL__2PRFIN20080326_123918_000000412067_00124_31741_8369.N1	26-MAR-2008 12:39:18	Tw_i_and_stray	41.000	100	4Gam Crv	2.5800	13100.	82	31741	No
179	GOM_NL__2PRFIN20080326_124445_000000482067_00124_31741_8370.N1	26-MAR-2008 12:44:45	Bright	47.500	121	29Gam Vir	2.7400	7200.0	95	31741	No
180	GOM_NL__2PRFIN20080326_124922_000000412067_00124_31741_8371.N1	26-MAR-2008 12:49:22	Bright	40.500	62	94Bet Leo	2.1360	9700.0	81	31741	No
181	GOM_NL__2PRFIN20080326_125051_000000462067_00124_31741_8372.N1	26-MAR-2008 12:50:51	Bright	45.500	96	68Del Leo	2.5600	9300.0	91	31741	No
182	GOM_NL__2PRFIN20080326_125745_000000352067_00124_31741_8373.N1	26-MAR-2008 12:57:45	Bright	35.000	174	52Psi UMa	3.0040	4400.0	70	31741	No
183	GOM_NL__2PRFIN20080326_130103_000000372067_00124_31741_8374.N1	26-MAR-2008 13:01:03	Bright	36.500	82	48Bet UMa	2.3650	10600.	73	31741	No
184	GOM_NL__2PRFIN20080326_130913_000000392067_00124_31741_8375.N1	26-MAR-2008 13:09:13	Bright	39.000	60	7Bet UMi	2.0810	3950.0	78	31741	No
185	GOM_NL__2PRFIN20080326_131815_000000362067_00124_31741_8376.N1	26-MAR-2008 13:18:15	Bright	36.000	89	5Alp Cep	2.4510	8000.0	72	31741	No
186	GOM_NL__2PRFIN20080326_132325_000000412067_00124_31741_8377.N1	26-MAR-2008 13:23:25	Bright	40.500	19	50Alp Cyg	1.2460	10500.	81	31741	No
187	GOM_NL__2PRFIN20080326_132502_000000412067_00124_31741_8378.N1	26-MAR-2008 13:25:02	Bright	40.500	66	37Gam Cyg	2.2080	5900.0	81	31741	No
188	GOM_NL__2PRFIN20080326_132656_000000572067_00124_31741_8379.N1	26-MAR-2008 13:26:56	Bright	57.000	92	53Eps Cyg	2.5000	4500.0	114	31741	No
189	GOM_NL__2PRFIN20080326_133618_000000572067_00124_31741_8380.N1	26-MAR-2008 13:36:18	Dark	57.000	11	53Alp Aql	0.76500	8000.0	114	31741	No
190	GOM_NL__2PRFIN20080326_134946_000000512067_00124_31741_8381.N1	26-MAR-2008 13:49:46	Dark	51.000	57	34Sig Sgr	2.0660	26000.	102	31741	No
191	GOM_NL__2PRFIN20080326_135322_000000512067_00124_31741_8382.N1	26-MAR-2008 13:53:22	Dark	51.000	38	20Eps Sgr	1.8360	11000.	102	31741	No
192	GOM_NL__2PRFIN20080326_135728_000000552067_00125_31742_8376.N1	26-MAR-2008 13:57:28	Dark	55.000	25	35Lam Sco	1.6200	28000.	110	31742	No
193	GOM_NL__2PRFIN20080326_140144_000000382067_00125_31742_8377.N1	26-MAR-2008 14:01:44	Dark	37.500	134	Bet TrA	2.8100	6600.0	75	31742	No
194	GOM_NL__2PRFIN20080326_140426_000000432067_00125_31742_8378.N1	26-MAR-2008 14:04:26	Dark	43.000	4	Alp1Cen	-0.010000	5800.0	86	31742	No
195	GOM_NL__2PRFIN20080326_140658_000000452067_00125_31742_8379.N1	26-MAR-2008 14:06:58	Straylight	44.500	78	Alp Lup	2.3040	28000.	89	31742	No
196	GOM_NL__2PRFIN20080326_140832_000000502067_00125_31742_8380.N1	26-MAR-2008 14:08:32	Straylight	50.000	81	Eta Cen	2.3560	28000.	100	31742	No
197	GOM_NL__2PRFIN20080326_141016_000000432067_00125_31742_8381.N1	26-MAR-2008 14:10:16	Straylight	43.000	64	Gam Cen	2.2000	10600.	86	31742	No
198	GOM_NL__2PRFIN20080326_141245_000000462067_00125_31742_8382.N1	26-MAR-2008 14:12:45	Straylight	46.000	123	lot Cen	2.7500	10200.	92	31742	No
199	GOM_NL__2PRFIN20080326_141751_000000472067_00125_31742_8383.N1	26-MAR-2008 14:17:51	Straylight	47.000	106	9Bet Crv	2.6480	5600.0	94	31742	No
200	GOM_NL__2PRFIN20080326_141954_000000442067_00125_31742_8384.N1	26-MAR-2008 14:19:54	Tw_i_and_stray	44.000	100	4Gam Crv	2.5800	13100.	88	31742	No
201	GOM_NL__2PRFIN20080326_142521_000000482067_00125_31742_8385.N1	26-MAR-2008 14:25:21	Bright	47.500	121	29Gam Vir	2.7400	7200.0	95	31742	No
202	GOM_NL__2PRFIN20080326_142958_000000402067_00125_31742_8386.N1	26-MAR-2008 14:29:58	Bright	40.000	62	94Bet Leo	2.1360	9700.0	80	31742	No
203	GOM_NL__2PRFIN20080326_143127_000000542067_00125_31742_8387.N1	26-MAR-2008 14:31:27	Bright	54.000	96	68Del Leo	2.5600	9300.0	108	31742	No
204	GOM_NL__2PRFIN20080326_143821_000000372067_00125_31742_8388.N1	26-MAR-2008 14:38:21	Bright	37.000	174	52Psi UMa	3.0040	4400.0	74	31742	No
205	GOM_NL__2PRFIN20080326_144139_000000362067_00125_31742_8389.N1	26-MAR-2008 14:41:39	Bright	35.500	82	48Bet UMa	2.3650	10600.	71	31742	No
206	GOM_NL__2PRFIN20080326_144311_000000382067_00125_31742_8390.N1	26-MAR-2008 14:43:11	Bright	38.000	36	50Alp UMa	1.8000	6300.0	76	31742	No
207	GOM_NL__2PRFIN20080326_144949_000000402067_00125_31742_8391.N1	26-MAR-2008 14:49:49	Bright	40.000	60	7Bet UMi	2.0810	3950.0	80	31742	No
208	GOM_NL__2PRFIN20080326_145851_000000362067_00125_31742_8392.N1	26-MAR-2008 14:58:51	Bright	35.500	89	5Alp Cep	2.4510	8000.0	71	31742	No
209	GOM_NL__2PRFIN20080326_150401_000000392067_00125_31742_8393.N1	26-MAR-2008 15:04:01	Bright	39.000	19	50Alp Cyg	1.2460	10500.	78	31742	No
210	GOM_NL__2PRFIN20080326_150538_000000422067_00125_31742_8394.N1	26-MAR-2008 15:05:38	Bright	41.500	66	37Gam Cyg	2.2080	5900.0	83	31742	No
211	GOM_NL__2PRFIN20080326_150732_000000402067_00125_31742_8395.N1	26-MAR-2008 15:07:32	Bright	39.500	92	53Eps Cyg	2.5000	4500.0	79	31742	No
212	GOM_NL__2PRFIN20080326_151654_000000582067_00125_31742_8396.N1	26-MAR-2008 15:16:54	Dark	58.000	11	53Alp Aql	0.76500	8000.0	116	31742	No
213	GOM_NL__2PRFIN20080326_153023_000000542067_00125_31742_8397.N1	26-MAR-2008 15:30:23	Dark	54.000	57	34Sig Sgr	2.0660	26000.	108	31742	No
214	GOM_NL__2PRFIN20080326_153359_000000512067_00125_31742_8398.N1	26-MAR-2008 15:33:59	Dark	51.000	38	20Eps Sgr	1.8360	11000.	102	31742	No
215	GOM_NL__2PRFIN20080326_153805_000000532067_00126_31743_8387.N1	26-MAR-2008 15:38:05	Dark	53.000	25	35Lam Sco	1.6200	28000.	106	31743	No
216	GOM_NL__2PRFIN20080326_154221_000000402067_00126_31743_8388.N1	26-MAR-2008 15:42:21	Dark	40.000	134	Bet TrA	2.8100	6600.0	80	31743	No
217	GOM_NL__2PRFIN20080326_154502_000000432067_00126_31743_8389.N1	26-MAR-2008 15:45:02	Dark	42.500	4	Alp1Cen	-0.010000	5800.0	85	31743	No
218	GOM_NL__2PRFIN20080326_154734_000000502067_00126_31743_8390.N1	26-MAR-2008 15:47:34	Straylight	50.000	78	Alp Lup	2.3040	28000.	100	31743	No
219	GOM_NL__2PRFIN20080326_154909_000000502067_00126_31743_8391.N1	26-MAR-2008 15:49:09	Straylight	49.500	81	Eta Cen	2.3560	28000.	99	31743	No



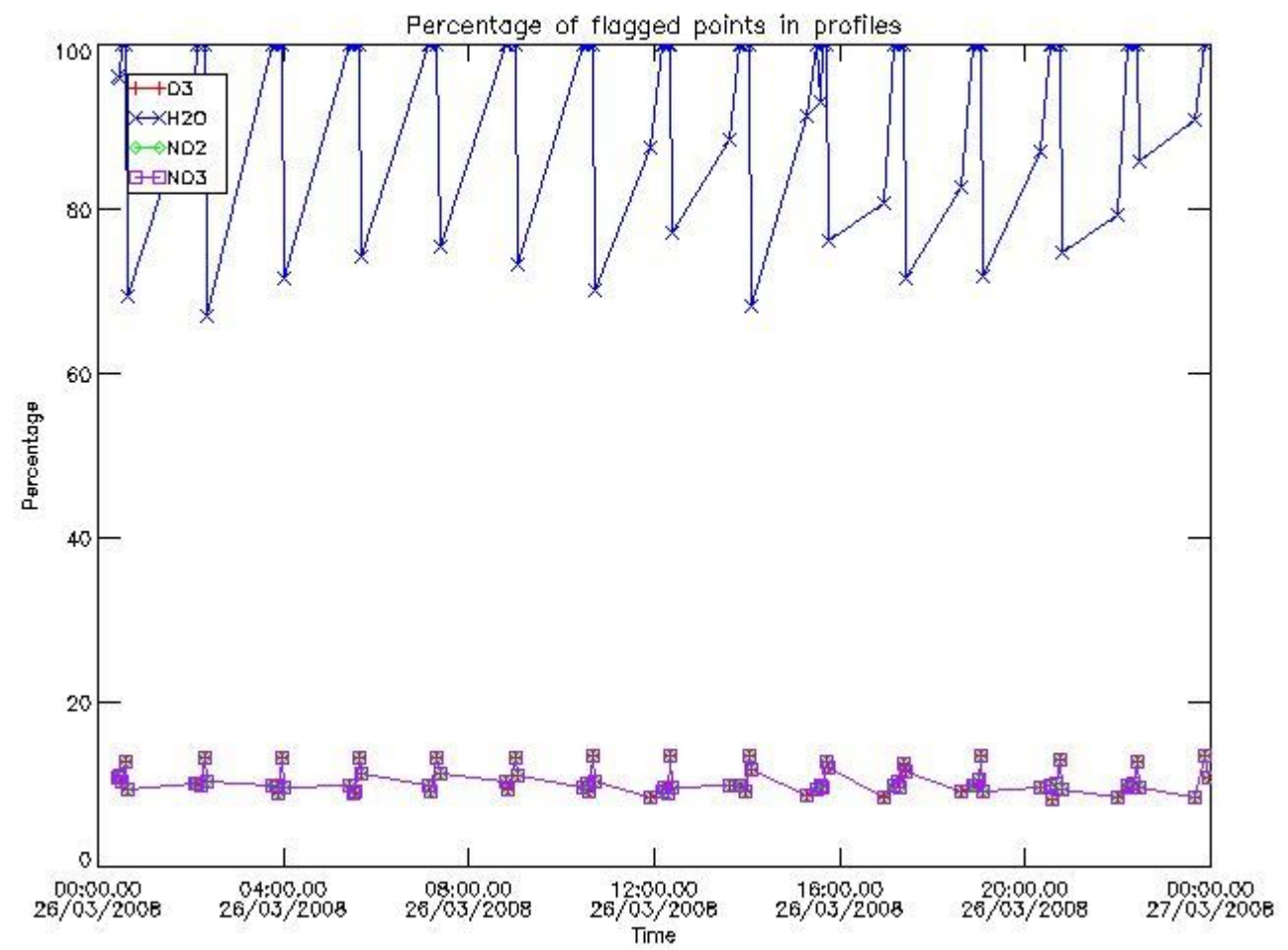
220	GOM_NL__2PRFIN20080326_155053_000000422067_00126_31743_8392.N1	26-MAR-2008 15:50:53	Straylight	42.000	64	Gam Cen	2.2000	10600.	84	31743	No
221	GOM_NL__2PRFIN20080326_155321_000000452067_00126_31743_8393.N1	26-MAR-2008 15:53:21	Straylight	44.500	123	lot Cen	2.7500	10200.	89	31743	No
222	GOM_NL__2PRFIN20080326_155827_000000462067_00126_31743_8394.N1	26-MAR-2008 15:58:27	Straylight	46.000	106	9Bet Crv	2.6480	5600.0	92	31743	No
223	GOM_NL__2PRFIN20080326_160030_000000452067_00126_31743_8395.N1	26-MAR-2008 16:00:30	Tw_i_and_stray	44.500	100	4Gam Crv	2.5800	13100.	89	31743	No
224	GOM_NL__2PRFIN20080326_160556_000000482067_00126_31743_8396.N1	26-MAR-2008 16:05:56	Bright	47.500	121	29Gam Vir	2.7400	7200.0	95	31743	No
225	GOM_NL__2PRFIN20080326_161033_000000412067_00126_31743_8397.N1	26-MAR-2008 16:10:33	Bright	40.500	62	94Bet Leo	2.1360	9700.0	81	31743	No
226	GOM_NL__2PRFIN20080326_161202_000000412067_00126_31743_8398.N1	26-MAR-2008 16:12:02	Bright	41.000	96	68Del Leo	2.5600	9300.0	82	31743	No
227	GOM_NL__2PRFIN20080326_161856_000000372067_00126_31743_8399.N1	26-MAR-2008 16:18:56	Bright	37.000	174	52Psi UMa	3.0040	4400.0	74	31743	No
228	GOM_NL__2PRFIN20080326_162215_000000372067_00126_31743_8400.N1	26-MAR-2008 16:22:15	Bright	36.500	82	48Bet UMa	2.3650	10600.	73	31743	No
229	GOM_NL__2PRFIN20080326_162346_000000372067_00126_31743_8401.N1	26-MAR-2008 16:23:46	Bright	37.000	36	50Alp UMa	1.8000	6300.0	74	31743	No
230	GOM_NL__2PRFIN20080326_163024_000000392067_00126_31743_8402.N1	26-MAR-2008 16:30:24	Bright	39.000	60	7Bet UMi	2.0810	3950.0	78	31743	No
231	GOM_NL__2PRFIN20080326_163927_000000372067_00126_31743_8403.N1	26-MAR-2008 16:39:27	Bright	36.500	89	5Alp Cep	2.4510	8000.0	73	31743	No
232	GOM_NL__2PRFIN20080326_164437_000000392067_00126_31743_8404.N1	26-MAR-2008 16:44:37	Bright	38.500	19	50Alp Cyg	1.2460	10500.	77	31743	No
233	GOM_NL__2PRFIN20080326_164614_000000422067_00126_31743_8405.N1	26-MAR-2008 16:46:14	Bright	41.500	66	37Gam Cyg	2.2080	5900.0	83	31743	No
234	GOM_NL__2PRFIN20080326_164808_000000562067_00126_31743_8406.N1	26-MAR-2008 16:48:08	Bright	55.500	92	53Eps Cyg	2.5000	4500.0	111	31743	No
235	GOM_NL__2PRFIN20080326_165731_000000602067_00126_31743_8407.N1	26-MAR-2008 16:57:31	Dark	60.000	11	53Alp Aql	0.76500	8000.0	120	31743	No
236	GOM_NL__2PRFIN20080326_171101_000000522067_00126_31743_8408.N1	26-MAR-2008 17:11:01	Dark	51.500	57	34Sig Sgr	2.0660	26000.	103	31743	No
237	GOM_NL__2PRFIN20080326_171437_000000542067_00126_31743_8409.N1	26-MAR-2008 17:14:37	Dark	53.500	38	20Eps Sgr	1.8360	11000.	107	31743	No
238	GOM_NL__2PRFIN20080326_171843_000000532067_00127_31744_8405.N1	26-MAR-2008 17:18:43	Dark	53.000	25	35Lam Sco	1.6200	28000.	106	31744	No
239	GOM_NL__2PRFIN20080326_172257_000000412067_00127_31744_8406.N1	26-MAR-2008 17:22:57	Dark	41.000	134	Bet TrA	2.8100	6600.0	82	31744	No
240	GOM_NL__2PRFIN20080326_172539_000000452067_00127_31744_8407.N1	26-MAR-2008 17:25:39	Dark	44.500	4	Alp1Cen	-0.010000	5800.0	89	31744	No
241	GOM_NL__2PRFIN20080326_172811_000000452067_00127_31744_8408.N1	26-MAR-2008 17:28:11	Straylight	44.500	78	Alp Lup	2.3040	28000.	89	31744	No
242	GOM_NL__2PRFIN20080326_172946_000000482067_00127_31744_8409.N1	26-MAR-2008 17:29:46	Straylight	47.500	81	Eta Cen	2.3560	28000.	95	31744	No
243	GOM_NL__2PRFIN20080326_173129_000000412067_00127_31744_8410.N1	26-MAR-2008 17:31:29	Straylight	41.000	64	Gam Cen	2.2000	10600.	82	31744	No
244	GOM_NL__2PRFIN20080326_173358_000000462067_00127_31744_8411.N1	26-MAR-2008 17:33:58	Straylight	46.000	123	lot Cen	2.7500	10200.	92	31744	No
245	GOM_NL__2PRFIN20080326_173904_000000482067_00127_31744_8412.N1	26-MAR-2008 17:39:04	Straylight	48.000	106	9Bet Crv	2.6480	5600.0	96	31744	No
246	GOM_NL__2PRFIN20080326_174107_000000452067_00127_31744_8413.N1	26-MAR-2008 17:41:07	Tw_i_and_stray	45.000	100	4Gam Crv	2.5800	13100.	90	31744	No
247	GOM_NL__2PRFIN20080326_174632_000000462067_00127_31744_8414.N1	26-MAR-2008 17:46:32	Bright	45.500	121	29Gam Vir	2.7400	7200.0	91	31744	No
248	GOM_NL__2PRFIN20080326_175109_000000402067_00127_31744_8415.N1	26-MAR-2008 17:51:09	Bright	39.500	62	94Bet Leo	2.1360	9700.0	79	31744	No
249	GOM_NL__2PRFIN20080326_175238_000000372067_00127_31744_8416.N1	26-MAR-2008 17:52:38	Bright	37.000	96	68Del Leo	2.5600	9300.0	74	31744	No
250	GOM_NL__2PRFIN20080326_175932_000000362067_00127_31744_8417.N1	26-MAR-2008 17:59:32	Bright	36.000	174	52Psi UMa	3.0040	4400.0	72	31744	No
251	GOM_NL__2PRFIN20080326_180251_000000372067_00127_31744_8418.N1	26-MAR-2008 18:02:51	Bright	37.000	82	48Bet UMa	2.3650	10600.	74	31744	No
252	GOM_NL__2PRFIN20080326_180422_000000372067_00127_31744_8419.N1	26-MAR-2008 18:04:22	Bright	36.500	36	50Alp UMa	1.8000	6300.0	73	31744	No
253	GOM_NL__2PRFIN20080326_181100_000000402067_00127_31744_8420.N1	26-MAR-2008 18:11:00	Bright	39.500	60	7Bet UMi	2.0810	3950.0	79	31744	No
254	GOM_NL__2PRFIN20080326_182003_000000372067_00127_31744_8421.N1	26-MAR-2008 18:20:03	Bright	37.000	89	5Alp Cep	2.4510	8000.0	74	31744	No
255	GOM_NL__2PRFIN20080326_182506_000000422067_00127_31744_8422.N1	26-MAR-2008 18:25:06	Bright	42.000	144	18Del Cyg	2.8600	11000.	84	31744	No
256	GOM_NL__2PRFIN20080326_182650_000000472067_00127_31744_8423.N1	26-MAR-2008 18:26:50	Bright	47.000	66	37Gam Cyg	2.2080	5900.0	94	31744	No
257	GOM_NL__2PRFIN20080326_182844_000000392067_00127_31744_8424.N1	26-MAR-2008 18:28:44	Bright	38.500	92	53Eps Cyg	2.5000	4500.0	77	31744	No
258	GOM_NL__2PRFIN20080326_183808_000000612067_00127_31744_8425.N1	26-MAR-2008 18:38:08	Dark	61.000	11	53Alp Aql	0.76500	8000.0	122	31744	No
259	GOM_NL__2PRFIN20080326_185138_000000522067_00127_31744_8426.N1	26-MAR-2008 18:51:38	Dark	52.000	57	34Sig Sgr	2.0660	26000.	104	31744	No
260	GOM_NL__2PRFIN20080326_185514_000000512067_00127_31744_8427.N1	26-MAR-2008 18:55:14	Dark	51.000	38	20Eps Sgr	1.8360	11000.	102	31744	No
261	GOM_NL__2PRFIN20080326_185920_000000532067_00128_31745_8416.N1	26-MAR-2008 18:59:20	Dark	53.000	25	35Lam Sco	1.6200	28000.	106	31745	No
262	GOM_NL__2PRFIN20080326_190334_000000382067_00128_31745_8417.N1	26-MAR-2008 19:03:34	Dark	38.000	134	Bet TrA	2.8100	6600.0	76	31745	No
263	GOM_NL__2PRFIN20080326_190615_000000562067_00128_31745_8418.N1	26-MAR-2008 19:06:15	Dark	55.500	4	Alp1Cen	-0.010000	5800.0	111	31745	No
264	GOM_NL__2PRFIN20080326_190848_000000472067_00128_31745_8419.N1	26-MAR-2008 19:08:48	Straylight	46.500	78	Alp Lup	2.3040	28000.	93	31745	No
265	GOM_NL__2PRFIN20080326_191022_000000482067_00128_31745_8420.N1	26-MAR-2008 19:10:22	Straylight	48.000	81	Eta Cen	2.3560	28000.	96	31745	No
266	GOM_NL__2PRFIN20080326_191205_000000392067_00128_31745_8421.N1	26-MAR-2008 19:12:05	Straylight	39.000	64	Gam Cen	2.2000	10600.	78	31745	No
267	GOM_NL__2PRFIN20080326_191434_000000462067_00128_31745_8422.N1	26-MAR-2008 19:14:34	Straylight	46.000	123	lot Cen	2.7500	10200.	92	31745	No
268	GOM_NL__2PRFIN20080326_191940_000000442067_00128_31745_8423.N1	26-MAR-2008 19:19:40	Straylight	44.000	106	9Bet Crv	2.6480	5600.0	88	31745	No
269	GOM_NL__2PRFIN20080326_192143_000000432067_00128_31745_8424.N1	26-MAR-2008 19:21:43	Tw_i_and_stray	43.000	100	4Gam Crv	2.5800	13100.	86	31745	No
270	GOM_NL__2PRFIN20080326_192708_000000472067_00128_31745_8425.N1	26-MAR-2008 19:27:08	Bright	46.500	121	29Gam Vir	2.7400	7200.0	93	31745	No
271	GOM_NL__2PRFIN20080326_193145_000000412067_00128_31745_8426.N1	26-MAR-2008 19:31:45	Bright	40.500	62	94Bet Leo	2.1360	9700.0	81	31745	No
272	GOM_NL__2PRFIN20080326_193314_000000372067_00128_31745_8427.N1	26-MAR-2008 19:33:14	Bright	37.000	96	68Del Leo	2.5600	9300.0	74	31745	No
273	GOM_NL__2PRFIN20080326_194008_000000362067_00128_31745_8428.N1	26-MAR-2008 19:40:08	Bright	36.000	174	52Psi UMa	3.0040	4400.0	72	31745	No
274	GOM_NL__2PRFIN20080326_194327_000000372067_00128_31745_8429.N1	26-MAR-2008 19:43:27	Bright	36.500	82	48Bet UMa	2.3650	10600.	73	31745	No
275	GOM_NL__2PRFIN20080326_194458_000000382067_00128_31745_8430.N1	26-MAR-2008 19:44:58	Bright	38.000	36	50Alp UMa	1.8000	6300.0	76	31745	No
276	GOM_NL__2PRFIN20080326_195135_000000412067_00128_31745_8431.N1	26-MAR-2008 19:51:35	Bright	40.500	60	7Bet UMi	2.0810	3950.0	81	31745	No
277	GOM_NL__2PRFIN20080326_200039_000000372067_00128_31745_8432.N1	26-MAR-2008 20:00:39	Bright	36.500	89	5Alp Cep	2.4510	8000.0	73	31745	No
278	GOM_NL__2PRFIN20080326_200542_000000432067_00128_31745_8433.N1	26-MAR-2008 20:05:42	Bright	43.000	144	18Del Cyg	2.8600	11000.	86	31745	No

279	GOM_NL__2PRFIN20080326_200726_000000422067_00128_31745_8434.N1	26-MAR-2008 20:07:26	Bright	41.500	66	37Gam Cyg	2.2080	5900.0	83	31745	No
280	GOM_NL__2PRFIN20080326_200921_000000402067_00128_31745_8435.N1	26-MAR-2008 20:09:21	Bright	39.500	92	53Eps Cyg	2.5000	4500.0	79	31745	No
281	GOM_NL__2PRFIN20080326_201844_000000582067_00128_31745_8436.N1	26-MAR-2008 20:18:44	Dark	58.000	11	53Alp Aql	0.76500	8000.0	116	31745	No
282	GOM_NL__2PRFIN20080326_203215_000000522067_00128_31745_8437.N1	26-MAR-2008 20:32:15	Dark	52.000	57	34Sig Sgr	2.0660	26000.	104	31745	No
283	GOM_NL__2PRFIN20080326_203551_000000622067_00128_31745_8438.N1	26-MAR-2008 20:35:51	Dark	61.500	38	20Eps Sgr	1.8360	11000.	123	31745	No
284	GOM_NL__2PRFIN20080326_203957_000000502067_00129_31746_8436.N1	26-MAR-2008 20:39:57	Dark	50.000	25	35Lam Sco	1.6200	28000.	100	31746	No
285	GOM_NL__2PRFIN20080326_204410_000000392067_00129_31746_8437.N1	26-MAR-2008 20:44:10	Dark	39.000	134	Bet TrA	2.8100	6600.0	78	31746	No
286	GOM_NL__2PRFIN20080326_204651_000000542067_00129_31746_8438.N1	26-MAR-2008 20:46:51	Dark	54.000	4	Alp1Cen	-0.010000	5800.0	108	31746	No
287	GOM_NL__2PRFIN20080326_204924_000000452067_00129_31746_8439.N1	26-MAR-2008 20:49:24	Straylight	45.000	78	Alp Lup	2.3040	28000.	90	31746	No
288	GOM_NL__2PRFIN20080326_205059_000000472067_00129_31746_8440.N1	26-MAR-2008 20:50:59	Straylight	47.000	81	Eta Cen	2.3560	28000.	94	31746	No
289	GOM_NL__2PRFIN20080326_205242_000000392067_00129_31746_8441.N1	26-MAR-2008 20:52:42	Straylight	39.000	64	Gam Cen	2.2000	10600.	78	31746	No
290	GOM_NL__2PRFIN20080326_205510_000000452067_00129_31746_8442.N1	26-MAR-2008 20:55:10	Straylight	44.500	123	lot Cen	2.7500	10200.	89	31746	No
291	GOM_NL__2PRFIN20080326_210016_000000472067_00129_31746_8443.N1	26-MAR-2008 21:00:16	Straylight	47.000	106	9Bet Crv	2.6480	5600.0	94	31746	No
292	GOM_NL__2PRFIN20080326_210219_000000422067_00129_31746_8444.N1	26-MAR-2008 21:02:19	Tw_i_and_stray	42.000	100	4Gam Crv	2.5800	13100.	84	31746	No
293	GOM_NL__2PRFIN20080326_210744_000000482067_00129_31746_8445.N1	26-MAR-2008 21:07:44	Bright	48.000	121	29Gam Vir	2.7400	7200.0	96	31746	No
294	GOM_NL__2PRFIN20080326_211221_000000392067_00129_31746_8446.N1	26-MAR-2008 21:12:21	Bright	39.000	62	94Bet Leo	2.1360	9700.0	78	31746	No
295	GOM_NL__2PRFIN20080326_211350_000000372067_00129_31746_8447.N1	26-MAR-2008 21:13:50	Bright	37.000	96	68Del Leo	2.5600	9300.0	74	31746	No
296	GOM_NL__2PRFIN20080326_212044_000000352067_00129_31746_8448.N1	26-MAR-2008 21:20:44	Bright	35.000	174	52Psi UMa	3.0040	4400.0	70	31746	No
297	GOM_NL__2PRFIN20080326_212402_000000372067_00129_31746_8449.N1	26-MAR-2008 21:24:02	Bright	37.000	82	48Bet UMa	2.3650	10600.	74	31746	No
298	GOM_NL__2PRFIN20080326_212534_000000382067_00129_31746_8450.N1	26-MAR-2008 21:25:34	Bright	38.000	36	50Alp UMa	1.8000	6300.0	76	31746	No
299	GOM_NL__2PRFIN20080326_213211_000000392067_00129_31746_8451.N1	26-MAR-2008 21:32:11	Bright	39.000	60	7Bet UMi	2.0810	3950.0	78	31746	No
300	GOM_NL__2PRFIN20080326_214115_000000342067_00129_31746_8452.N1	26-MAR-2008 21:41:15	Bright	34.000	89	5Alp Cep	2.4510	8000.0	68	31746	No
301	GOM_NL__2PRFIN20080326_214618_000000432067_00129_31746_8453.N1	26-MAR-2008 21:46:18	Bright	43.000	144	18Del Cyg	2.8600	11000.	86	31746	No
302	GOM_NL__2PRFIN20080326_214802_000000422067_00129_31746_8454.N1	26-MAR-2008 21:48:02	Bright	42.000	66	37Gam Cyg	2.2080	5900.0	84	31746	No
303	GOM_NL__2PRFIN20080326_214956_000000402067_00129_31746_8455.N1	26-MAR-2008 21:49:56	Bright	40.000	92	53Eps Cyg	2.5000	4500.0	80	31746	No
304	GOM_NL__2PRFIN20080326_215921_000000612067_00129_31746_8456.N1	26-MAR-2008 21:59:21	Dark	61.000	11	53Alp Aql	0.76500	8000.0	122	31746	No
305	GOM_NL__2PRFIN20080326_221252_000000512067_00129_31746_8457.N1	26-MAR-2008 22:12:52	Dark	51.000	57	34Sig Sgr	2.0660	26000.	102	31746	No
306	GOM_NL__2PRFIN20080326_221628_000000532067_00129_31746_8458.N1	26-MAR-2008 22:16:28	Dark	53.000	38	20Eps Sgr	1.8360	11000.	106	31746	No
307	GOM_NL__2PRFIN20080326_222034_000000502067_00130_31747_8454.N1	26-MAR-2008 22:20:34	Dark	50.000	25	35Lam Sco	1.6200	28000.	100	31747	No
308	GOM_NL__2PRFIN20080326_222446_000000402067_00130_31747_8455.N1	26-MAR-2008 22:24:46	Dark	40.000	134	Bet TrA	2.8100	6600.0	80	31747	No
309	GOM_NL__2PRFIN20080326_222728_000000532067_00130_31747_8456.N1	26-MAR-2008 22:27:28	Dark	53.000	4	Alp1Cen	-0.010000	5800.0	106	31747	No
310	GOM_NL__2PRFIN20080326_223001_000000462067_00130_31747_8457.N1	26-MAR-2008 22:30:01	Straylight	45.500	78	Alp Lup	2.3040	28000.	91	31747	No
311	GOM_NL__2PRFIN20080326_223135_000000502067_00130_31747_8458.N1	26-MAR-2008 22:31:35	Straylight	49.500	81	Eta Cen	2.3560	28000.	99	31747	No
312	GOM_NL__2PRFIN20080326_223318_000000442067_00130_31747_8459.N1	26-MAR-2008 22:33:18	Straylight	43.500	64	Gam Cen	2.2000	10600.	87	31747	No
313	GOM_NL__2PRFIN20080326_223547_000000462067_00130_31747_8460.N1	26-MAR-2008 22:35:47	Straylight	45.500	123	lot Cen	2.7500	10200.	91	31747	No
314	GOM_NL__2PRFIN20080326_224052_000000482067_00130_31747_8461.N1	26-MAR-2008 22:40:52	Straylight	48.000	106	9Bet Crv	2.6480	5600.0	96	31747	No
315	GOM_NL__2PRFIN20080326_224255_000000452067_00130_31747_8462.N1	26-MAR-2008 22:42:55	Tw_i_and_stray	44.500	100	4Gam Crv	2.5800	13100.	89	31747	No
316	GOM_NL__2PRFIN20080326_224819_000000472067_00130_31747_8463.N1	26-MAR-2008 22:48:19	Bright	47.000	121	29Gam Vir	2.7400	7200.0	94	31747	No
317	GOM_NL__2PRFIN20080326_225256_000000402067_00130_31747_8464.N1	26-MAR-2008 22:52:56	Bright	40.000	62	94Bet Leo	2.1360	9700.0	80	31747	No
318	GOM_NL__2PRFIN20080326_225426_000000372067_00130_31747_8465.N1	26-MAR-2008 22:54:26	Bright	37.000	96	68Del Leo	2.5600	9300.0	74	31747	No
319	GOM_NL__2PRFIN20080326_230119_000000372067_00130_31747_8466.N1	26-MAR-2008 23:01:19	Bright	37.000	174	52Psi UMa	3.0040	4400.0	74	31747	No
320	GOM_NL__2PRFIN20080326_230438_000000362067_00130_31747_8467.N1	26-MAR-2008 23:04:38	Bright	35.500	82	48Bet UMa	2.3650	10600.	71	31747	No
321	GOM_NL__2PRFIN20080326_230610_000000372067_00130_31747_8468.N1	26-MAR-2008 23:06:10	Bright	36.500	36	50Alp UMa	1.8000	6300.0	73	31747	No
322	GOM_NL__2PRFIN20080326_231246_000000412067_00130_31747_8469.N1	26-MAR-2008 23:12:46	Bright	40.500	60	7Bet UMi	2.0810	3950.0	81	31747	No
323	GOM_NL__2PRFIN20080326_232151_000000372067_00130_31747_8470.N1	26-MAR-2008 23:21:51	Bright	36.500	89	5Alp Cep	2.4510	8000.0	73	31747	No
324	GOM_NL__2PRFIN20080326_232654_000000642067_00130_31747_8471.N1	26-MAR-2008 23:26:54	Bright	64.000	144	18Del Cyg	2.8600	11000.	128	31747	No
325	GOM_NL__2PRFIN20080326_232838_000000422067_00130_31747_8472.N1	26-MAR-2008 23:28:38	Bright	41.500	66	37Gam Cyg	2.2080	5900.0	83	31747	No
326	GOM_NL__2PRFIN20080326_233032_000000402067_00130_31747_8473.N1	26-MAR-2008 23:30:32	Bright	40.000	92	53Eps Cyg	2.5000	4500.0	80	31747	No
327	GOM_NL__2PRFIN20080326_233957_000000612067_00130_31747_8474.N1	26-MAR-2008 23:39:57	Dark	61.000	11	53Alp Aql	0.76500	8000.0	122	31747	No
328	GOM_NL__2PRFIN20080326_235329_000000612067_00130_31747_8475.N1	26-MAR-2008 23:53:29	Dark	60.500	57	34Sig Sgr	2.0660	26000.	121	31747	No
329	GOM_NL__2PRFIN20080326_235705_000000522067_00130_31747_8476.N1	26-MAR-2008 23:57:05	Dark	51.500	38	20Eps Sgr	1.8360	11000.	103	31747	No

### 3. Quality information per product

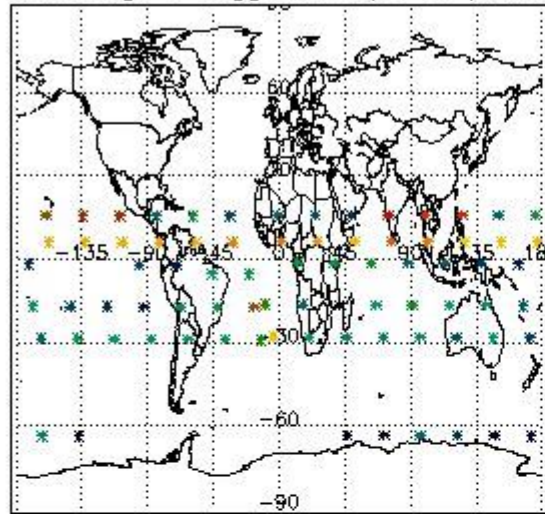
In this section it is plotted some information contained in the Quality Summary data set of the level 2 products. Only products in dark limb conditions and without errors (error flag in the MPH set to "0") are used.

3.1 Plot quality information per product (time dependant)

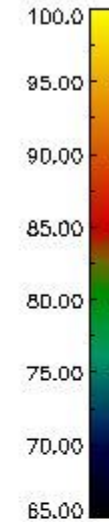
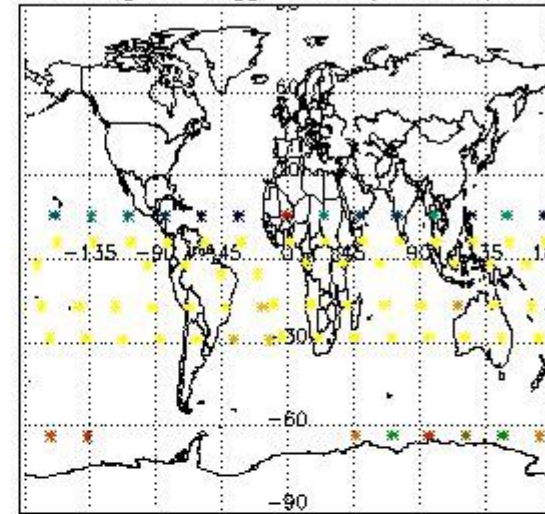


3.2 Plot quality information per product (world map)

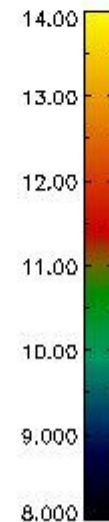
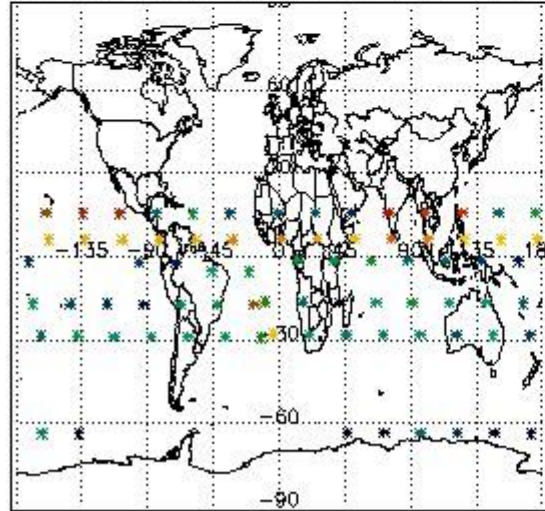
Percentage of flagged data per O3 profile



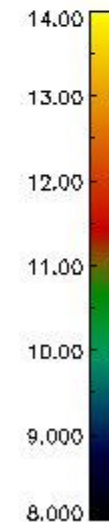
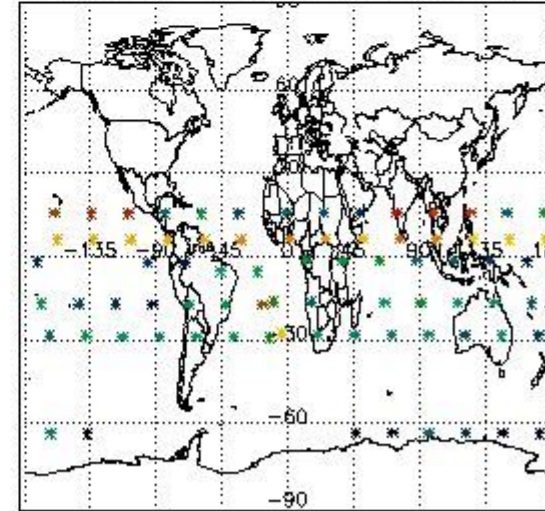
Percentage of flagged data per H2O profile



Percentage of flagged data per NO2 profile



Percentage of flagged data per NO3 profile

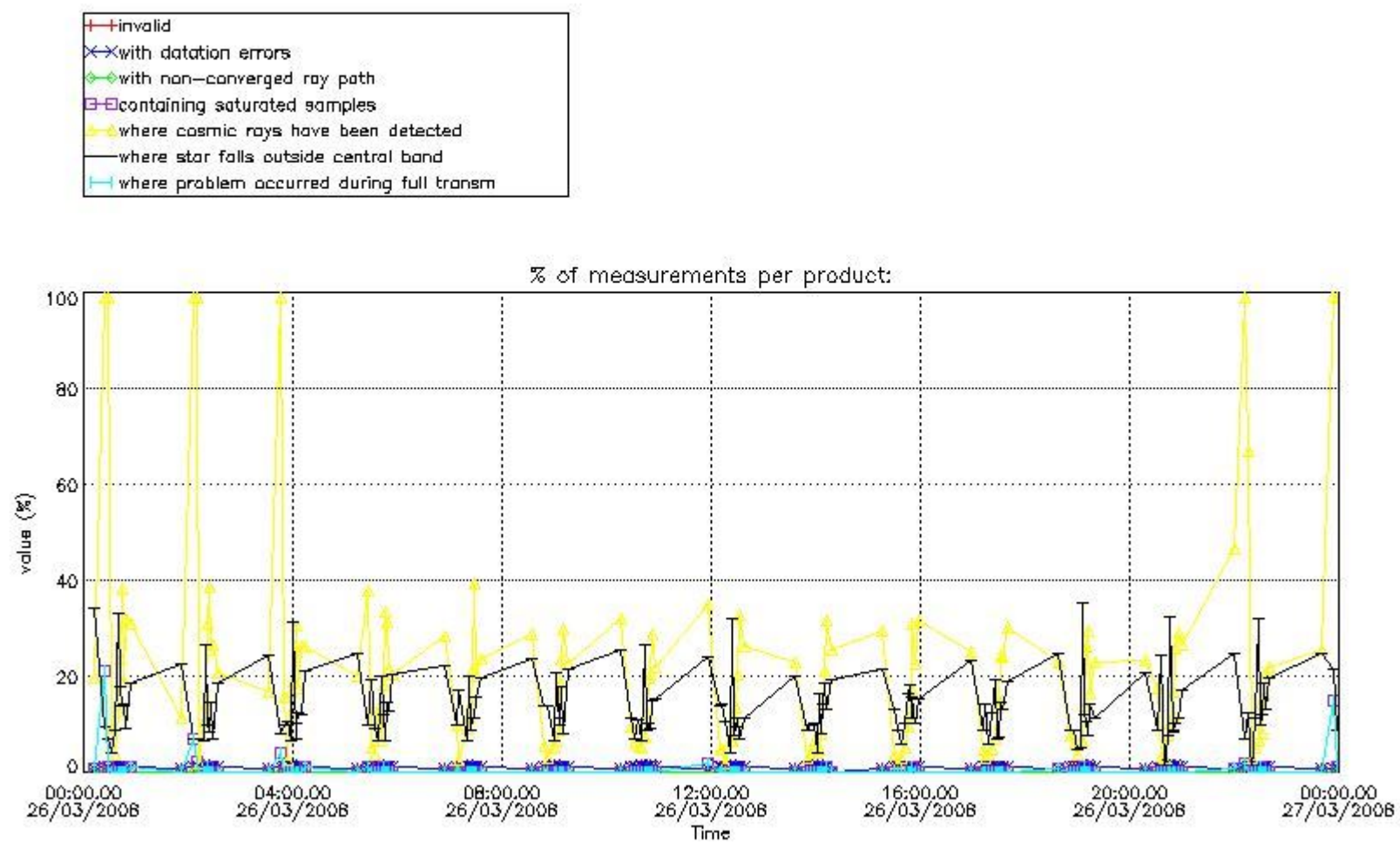


#### 4. Level 1 quality information per product

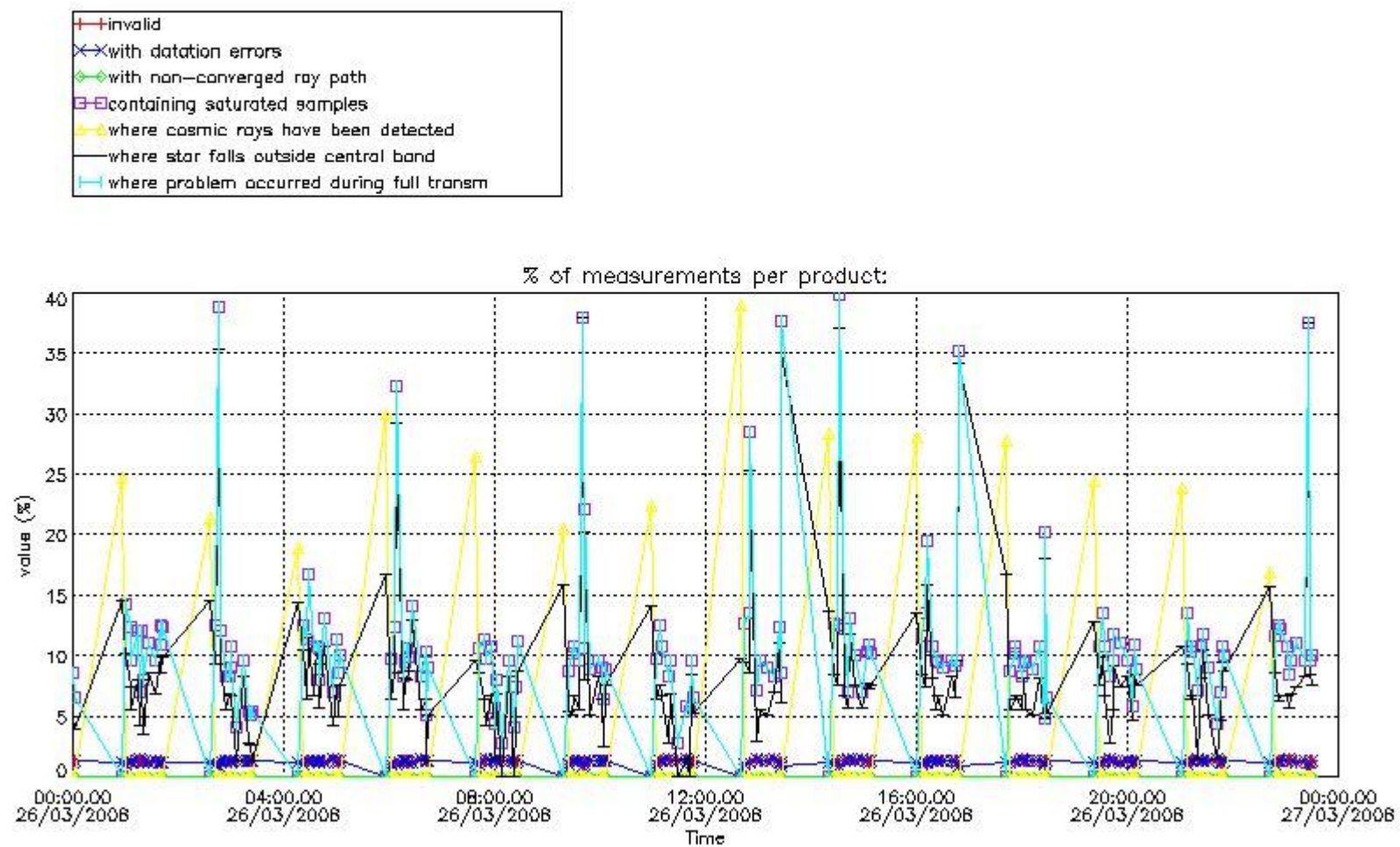
In this section it is plotted some information contained in the Quality Summary data set of the level 2 products that comes from the level 1b processing. Products without errors (error flag in the MPH set to "0") are used.

##### 4.1 Plot quality information per product (time dependant) coming from level 1b processing

###### 4.1.1 Plot level 1 quality information per product (time dependant): ENVISAT ASCENDING passes

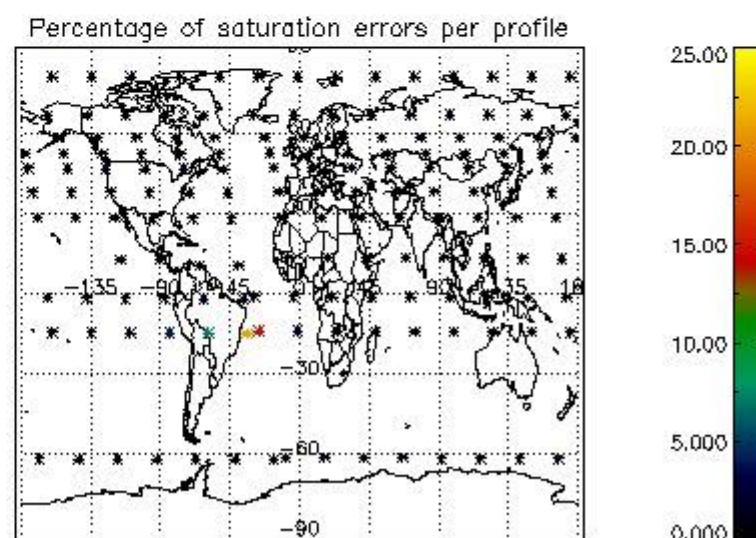
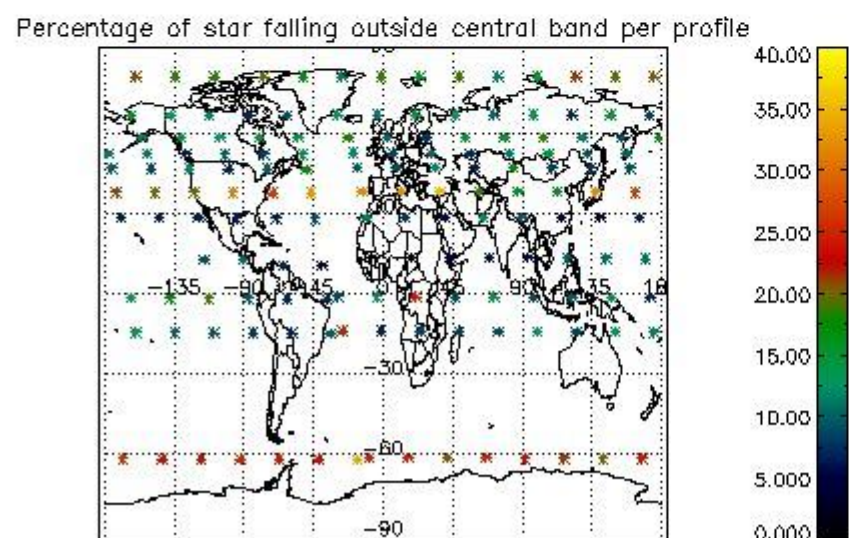
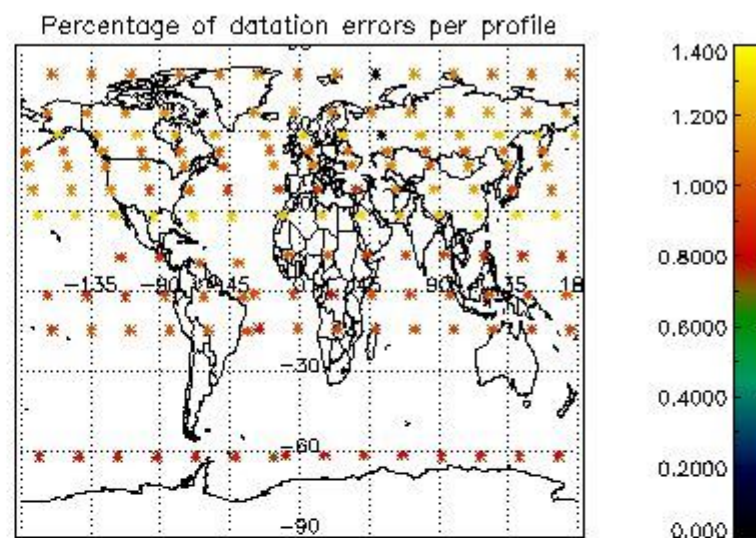
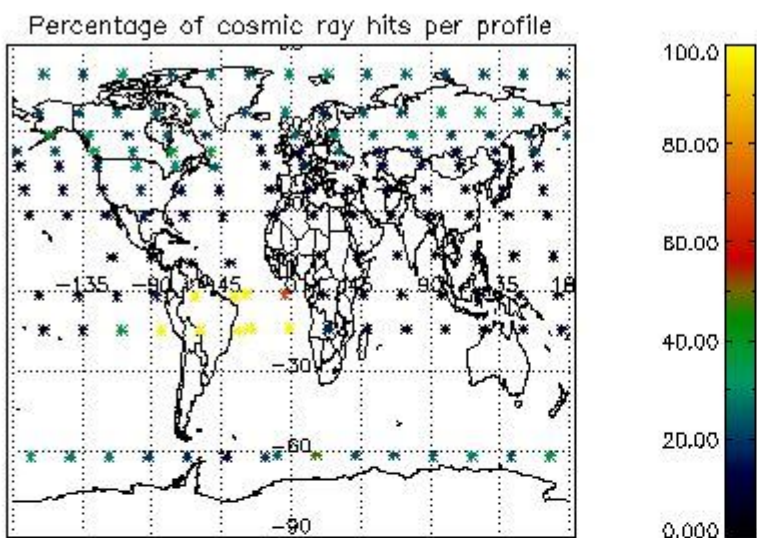


4.1.2 Plot level 1 quality information per product (time dependant): ENVI SAT DESCENDING passes

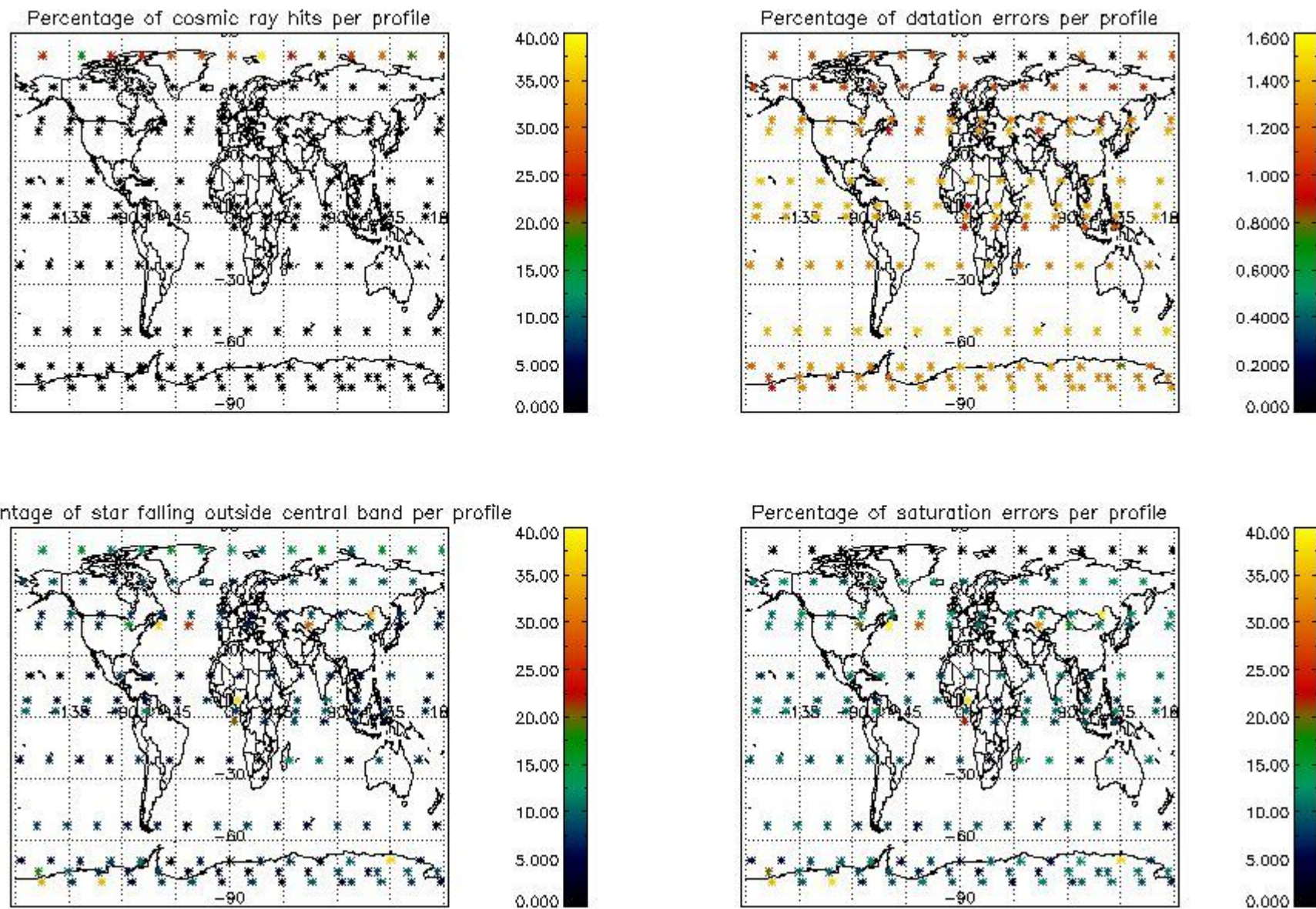


4.2 Plot quality information per product coming from level 1b processing (world map)

4.2.1 Plot level 1 quality information per product (world map): ENVISAT ASCENDING passes



4.2.2 Plot level 1 quality information per product (world map): ENVISAT DESCENDING passes



## 5. Trace gas profiles

### 5.1 Ozone statistics based on quality of products

The final quality of the products can be "measured" using the STD (Standard Deviation) attached to every point profile. This information is written to the parameter GOM\_NL\_\_2P/NL\_LOCAL\_SPECIES\_DENSITY/o3\_std of the level 2 products. The table below shows the statistics for given STD ranges.

The statistics are given with respect to the overall valid production:

- Products without fatal errors: GOM\_NL\_\_2P/MPH/PRODUCT\_ERR=0
- Valid point profile: GOM\_NL\_\_2P/NL\_LOCAL\_SPECIES\_DENSITY/pcd(0)=0

The 'Criteria' is applied to valid points of dark limb products:

- Products in dark limb illumination condition: GOM\_NL\_\_2P/NL\_SUMMARY\_QUALITY/obs\_ill\_cond=0
- Products without fatal errors: GOM\_NL\_\_2P/MPH/PRODUCT\_ERR=0
- Valid point profile: GOM\_NL\_\_2P/NL\_LOCAL\_SPECIES\_DENSITY/pcd(0)=0

So, the table below shows the percentage of dark limb and valid observations for each criteria with respect to the overall valid daily observations.

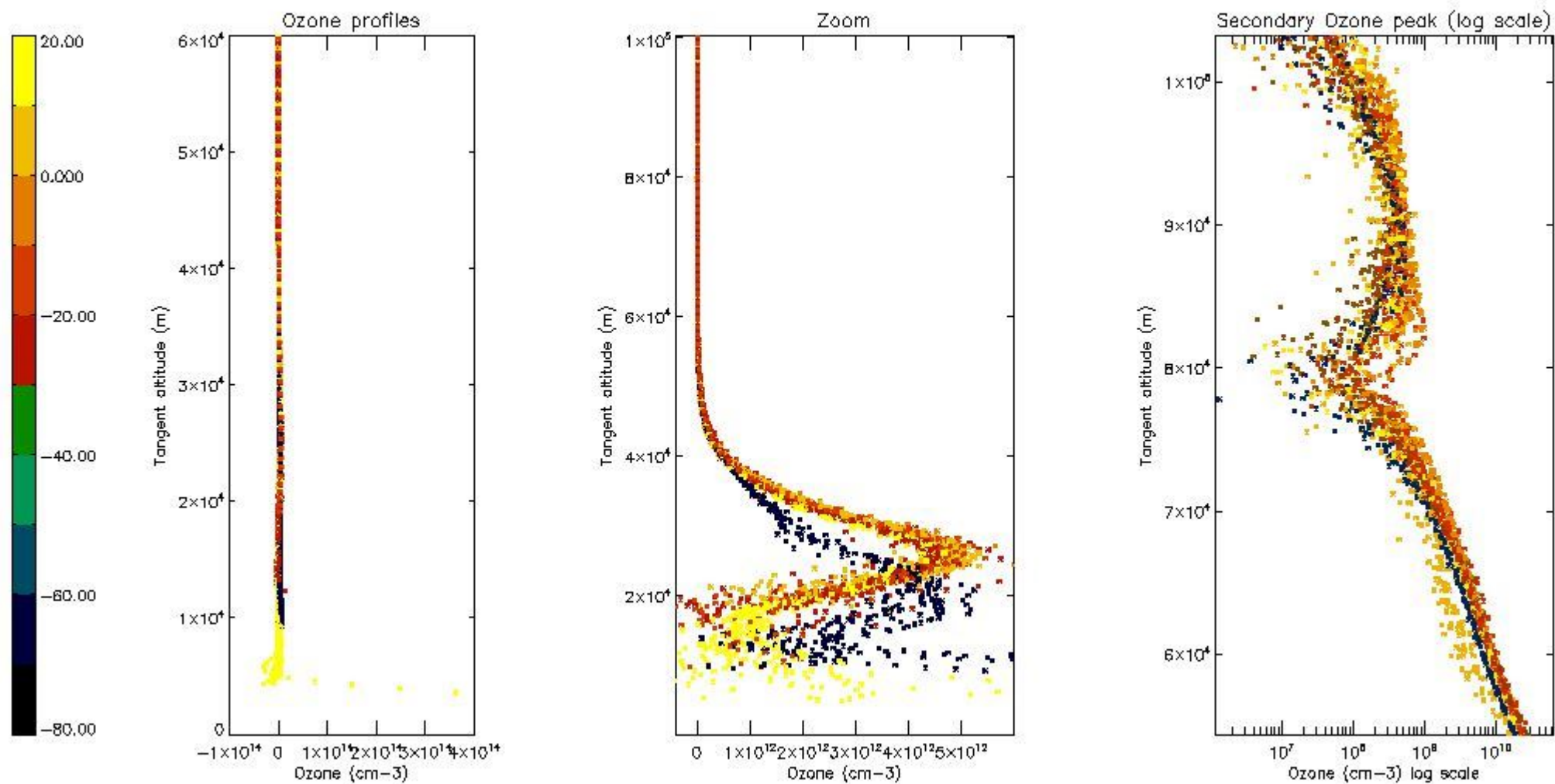
Criteria	% of total production
All STD	28
STD < 20	18



STD < 10	15
STD < 5	11

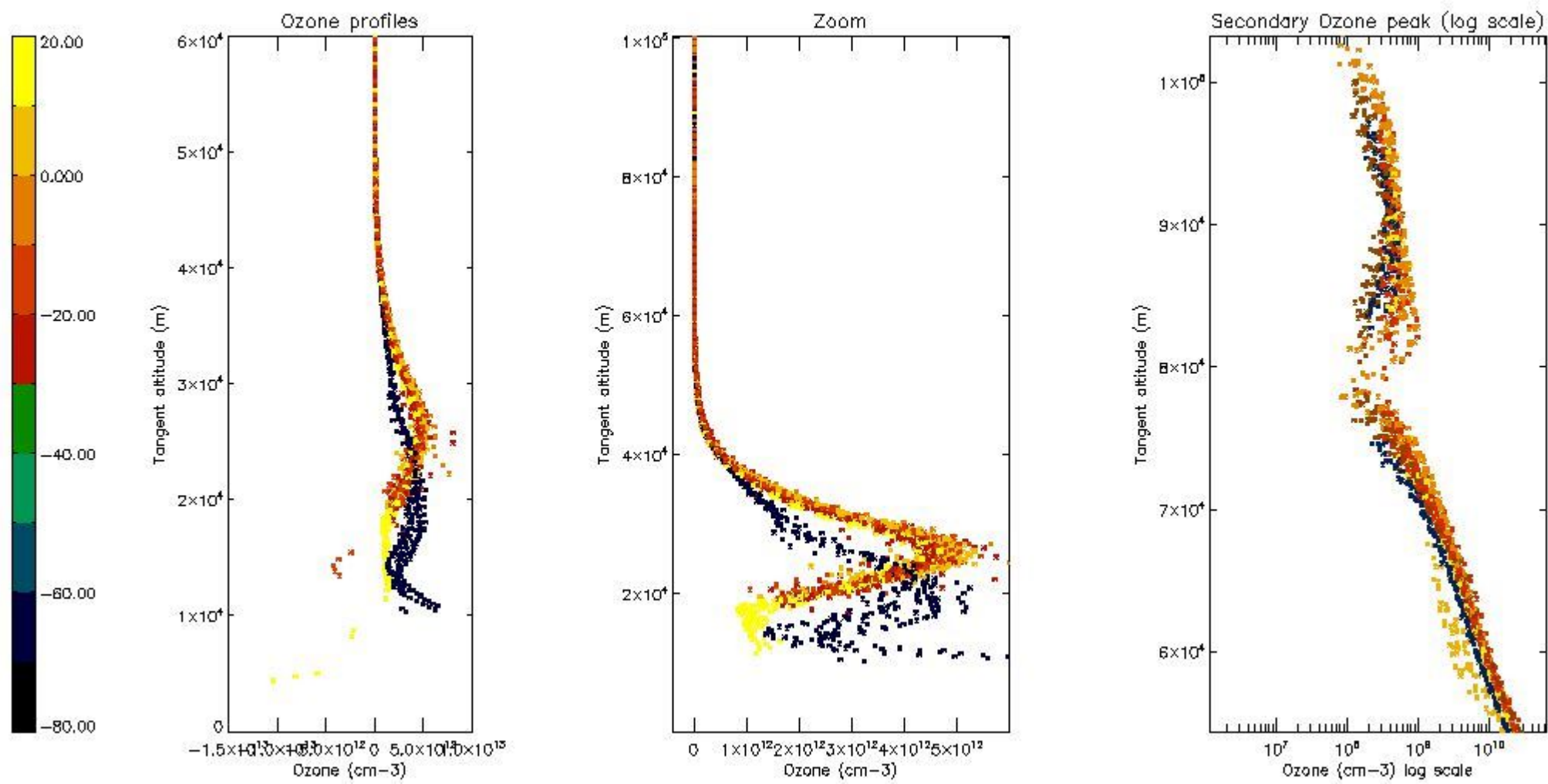
5.2 Plot ozone profiles for all STD (dark without errors)

The colorbar represents the latitude.



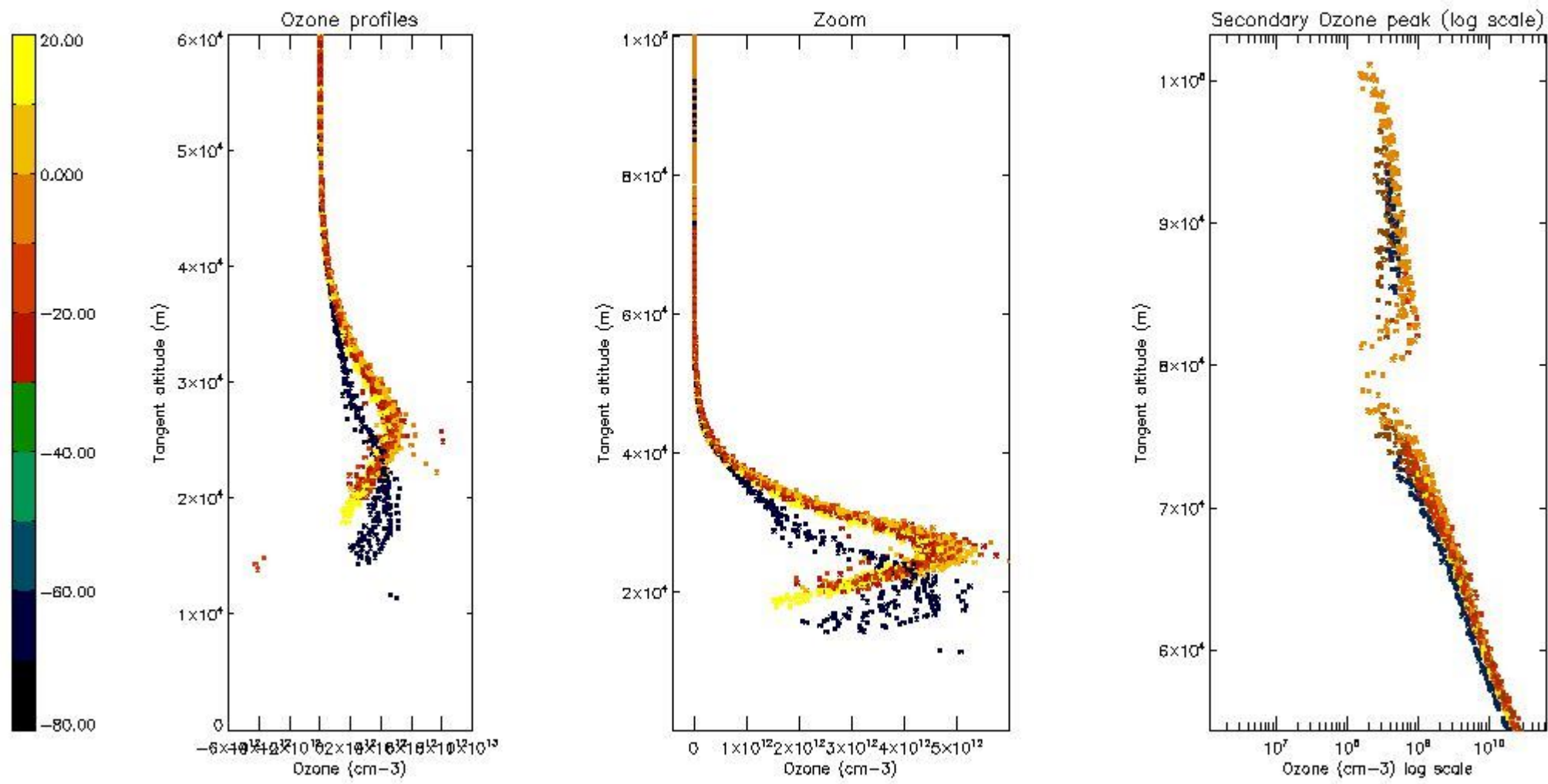
5.3 Plot ozone profiles where STD < 20% (dark without errors)

The colorbar represents the latitude.



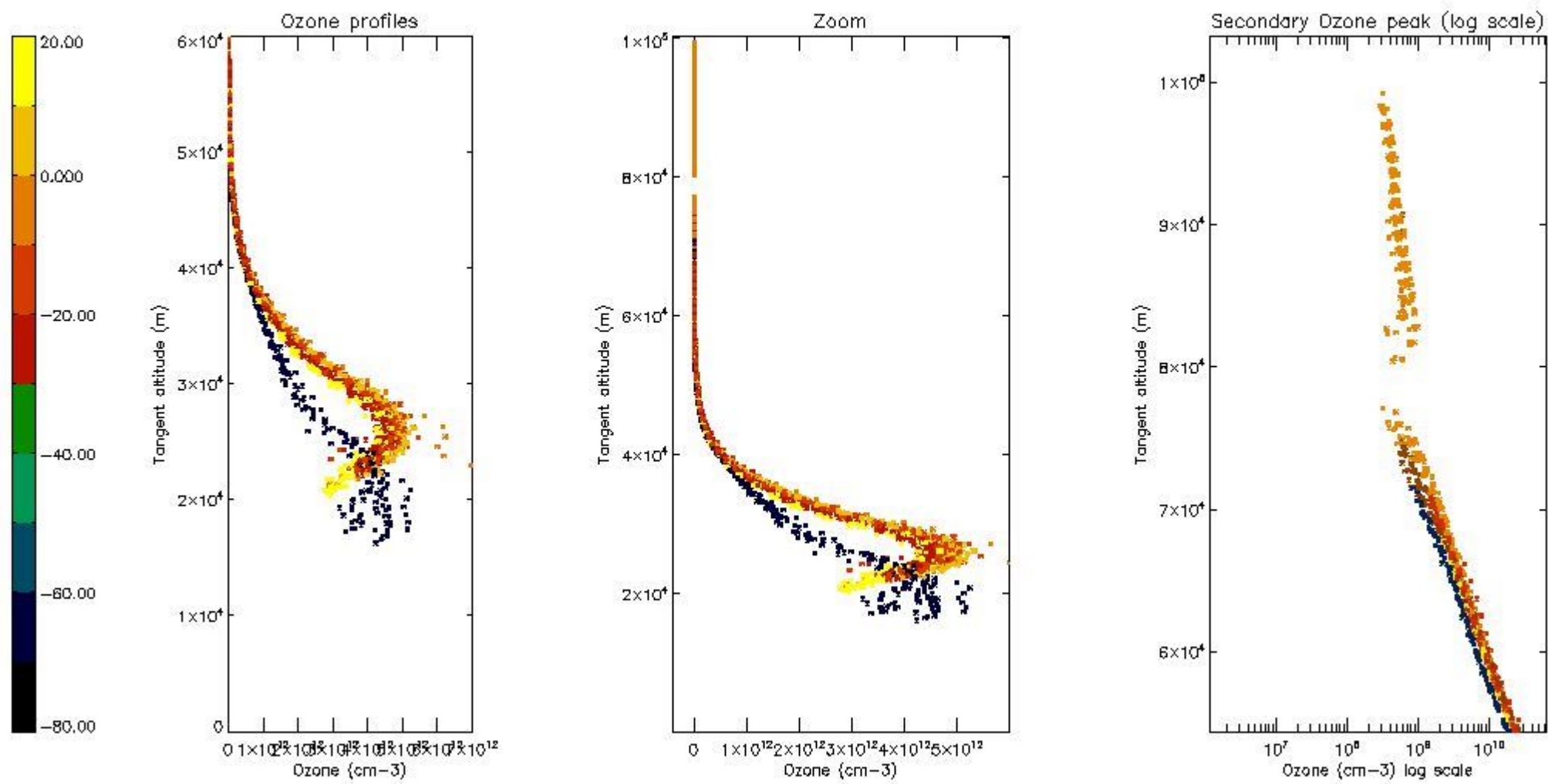
*5.4 Plot ozone profiles where STD < 10% (dark without errors)*

The colorbar represents the latitude.



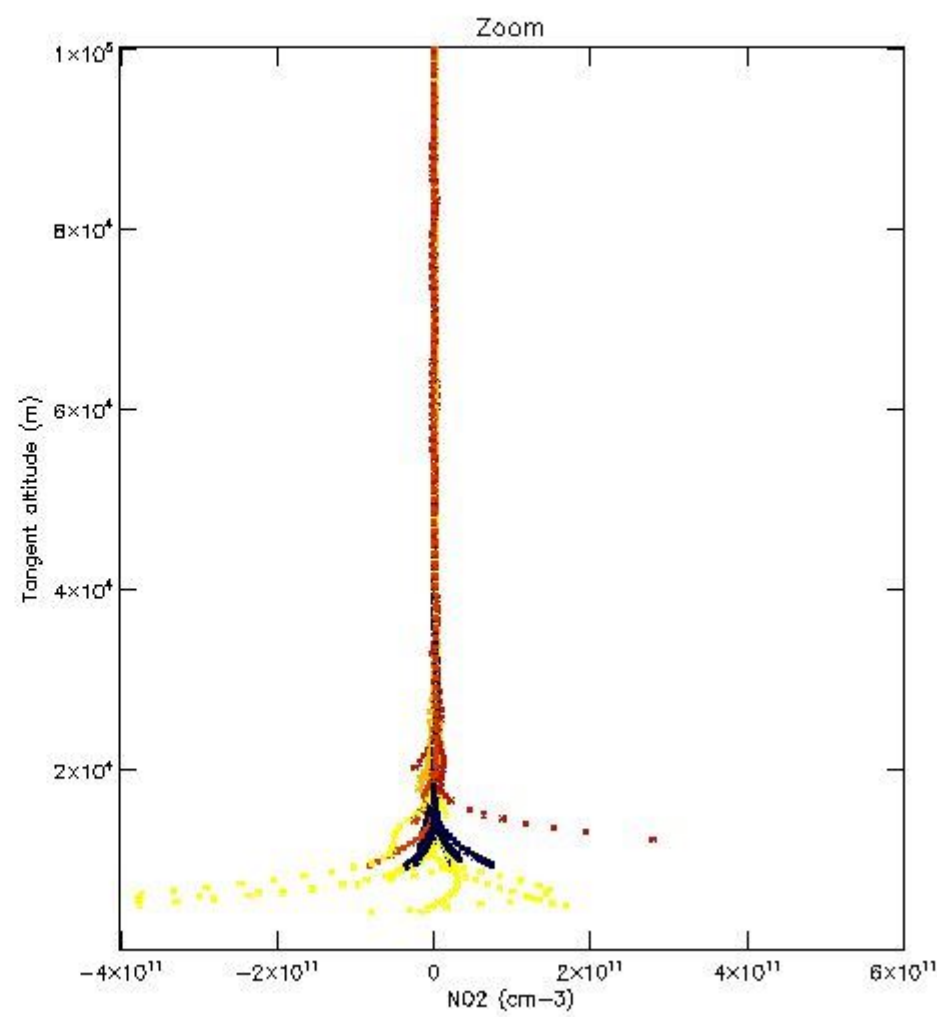
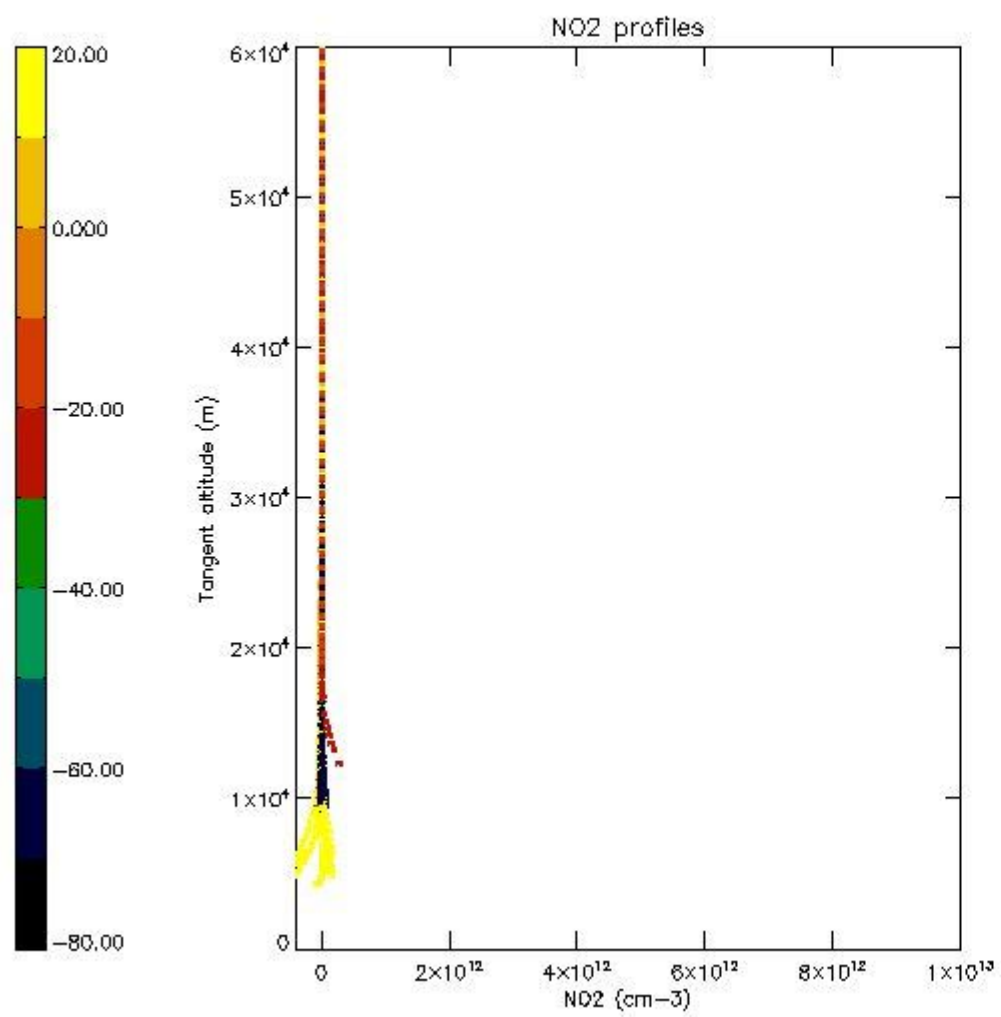
*5.5 Plot ozone profiles where STD < 5% (dark without errors)*

The colorbar represents the latitude.



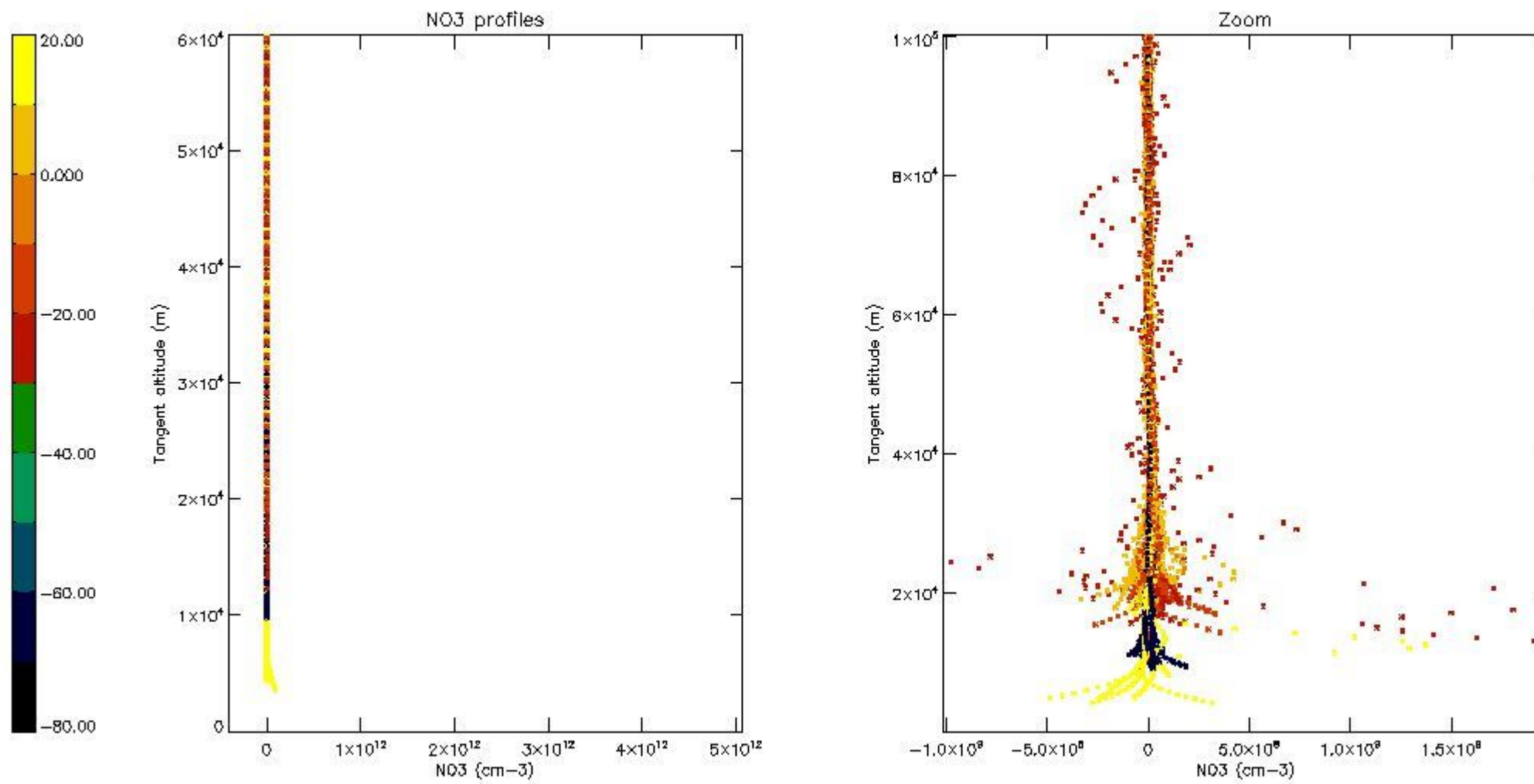
*5.6 Plot NO<sub>2</sub> profiles for all STD (dark without errors)*

The colorbar represents the latitude.



*5.7 Plot NO3 profiles for all STD (dark without errors)*

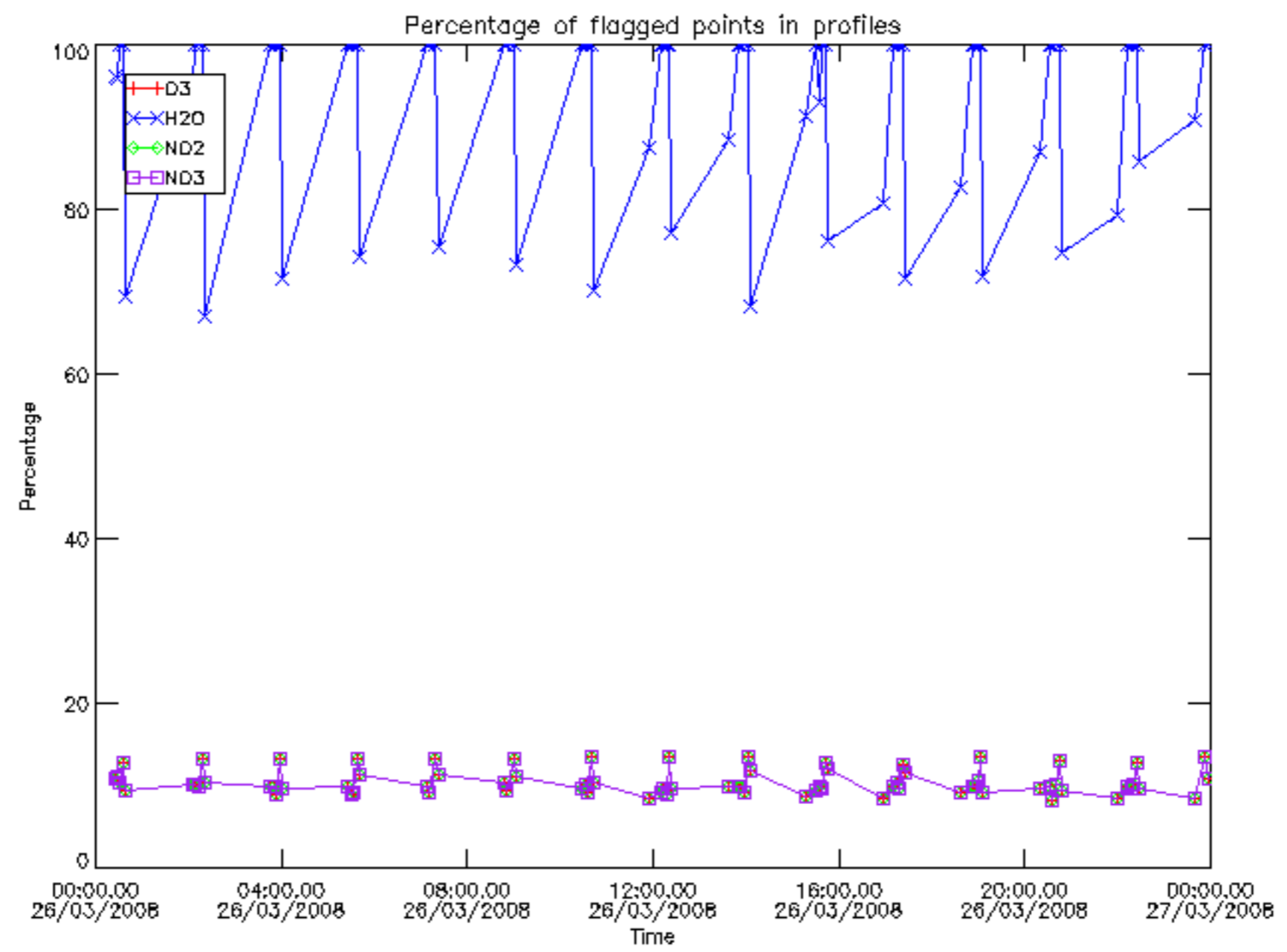
The colorbar represents the latitude.



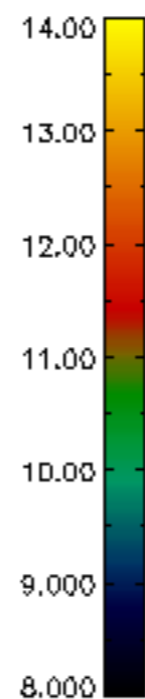
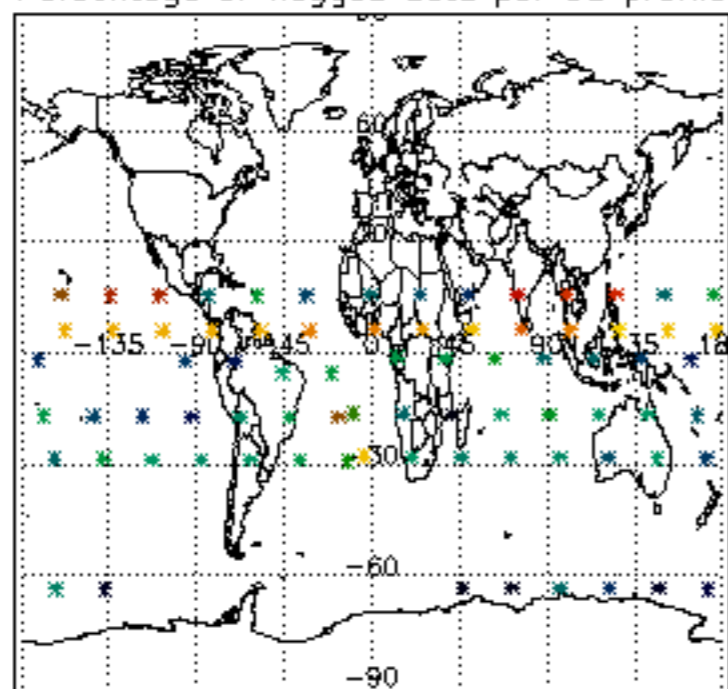
## 6. Auxiliary Data Files used for the production reported in section 2

The number reported in the third column indicates since which file (see list in section 2) the corresponding auxiliary file has been used. The fourth column is the date of those product files.

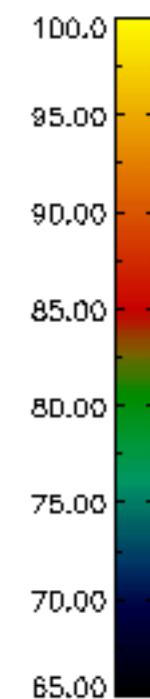
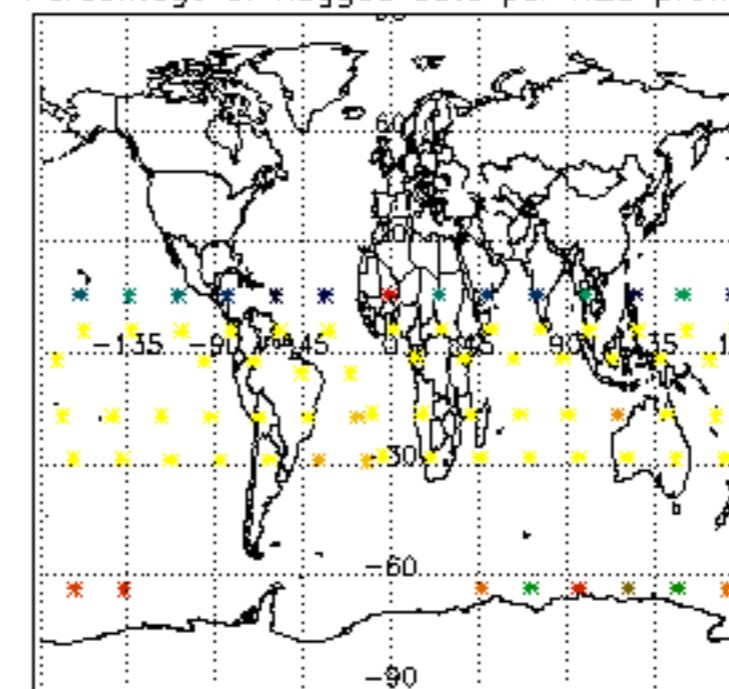
Type	Auxiliary Filename	Used since product	Used since product date
INST_PHYS_CHARACTERISTICS	GOM_INS_AXVIEC20091111_143220_20030716_120000_20500101_000000	1	26-MAR-2008 00:00:14
LEVEL-2_PROC_CONFIG	GOM_PR2_AXVIEC20091111_152718_20020301_000000_20500101_000000	1	26-MAR-2008 00:00:14
CROSS_SECTIONS_FILE	GOM_CRS_AXVIEC20091111_154832_20020301_000000_20500101_000000	1	26-MAR-2008 00:00:14



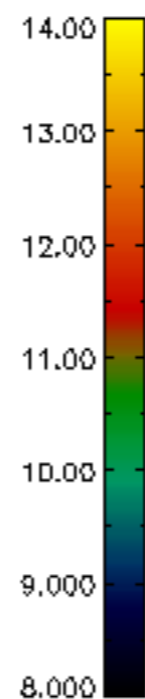
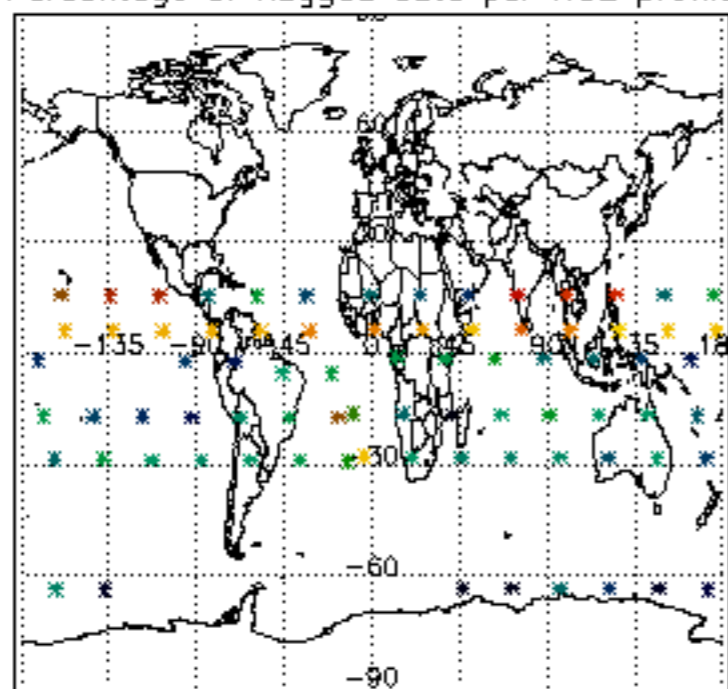
Percentage of flagged data per D3 profile



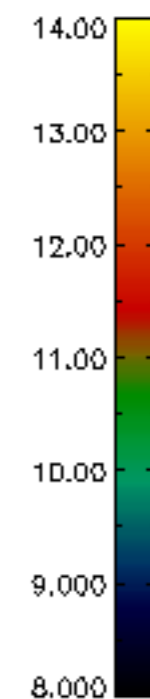
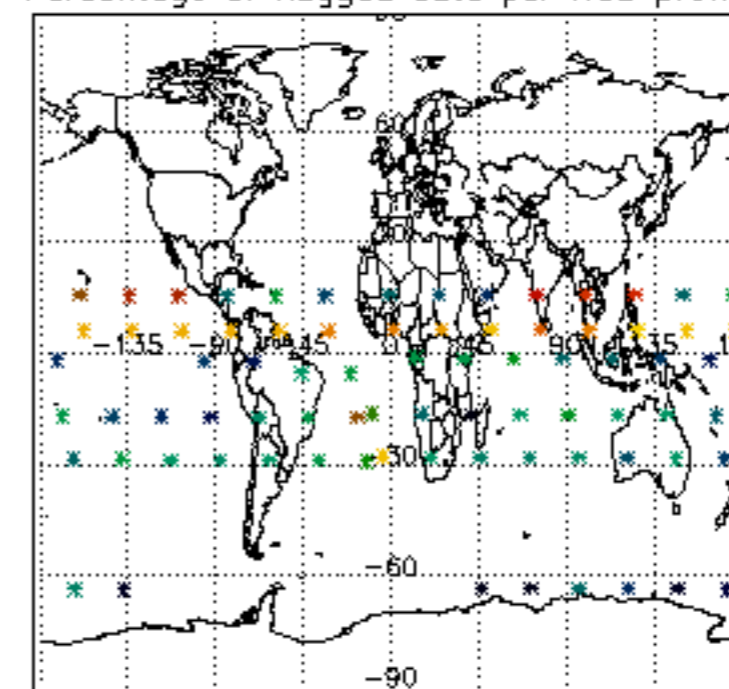
Percentage of flagged data per H2O profile



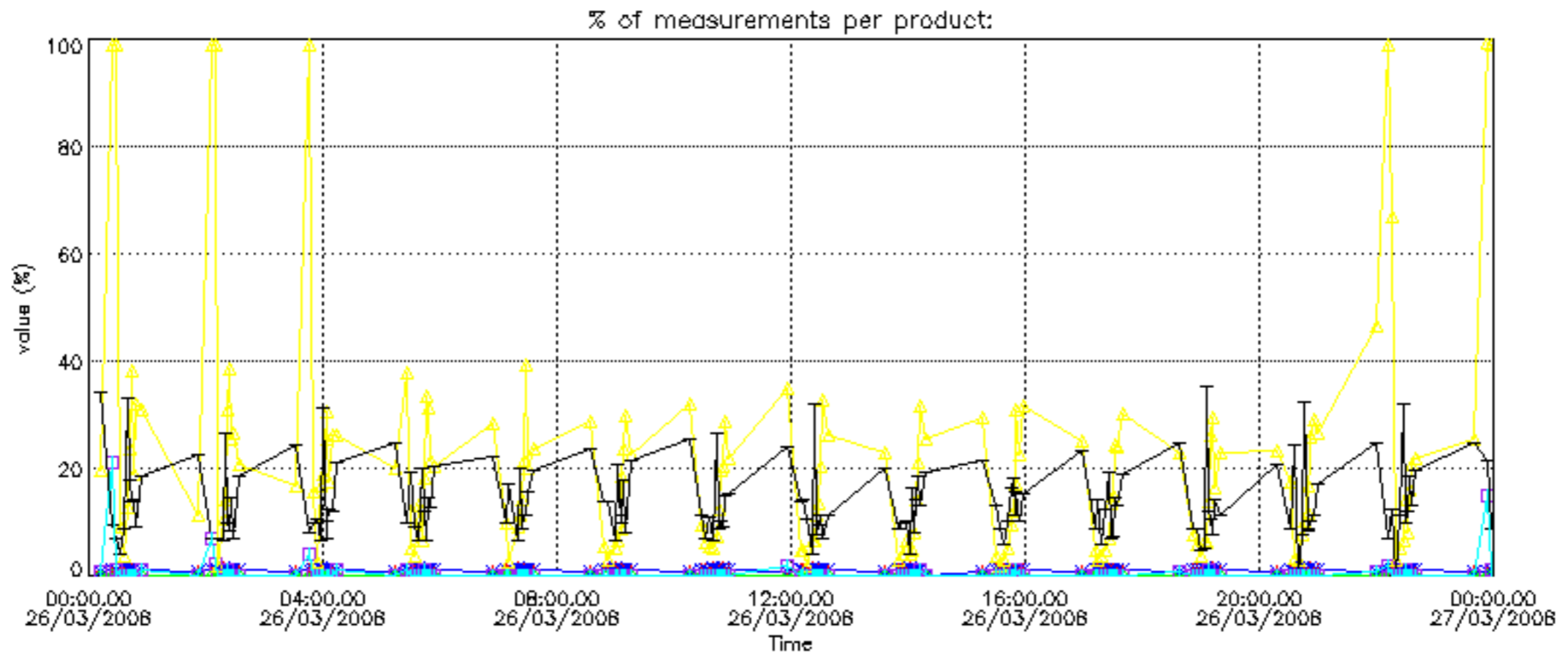
Percentage of flagged data per NO2 profile

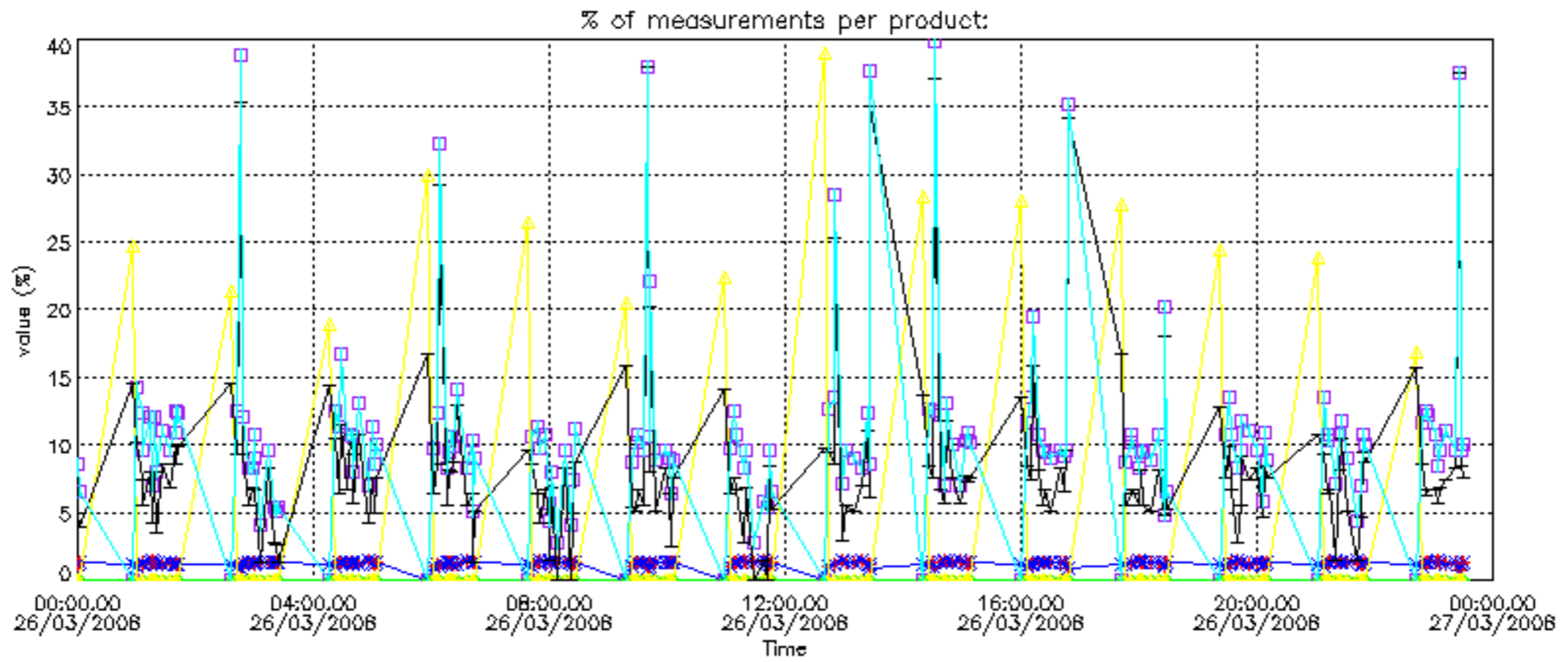


Percentage of flagged data per NO3 profile

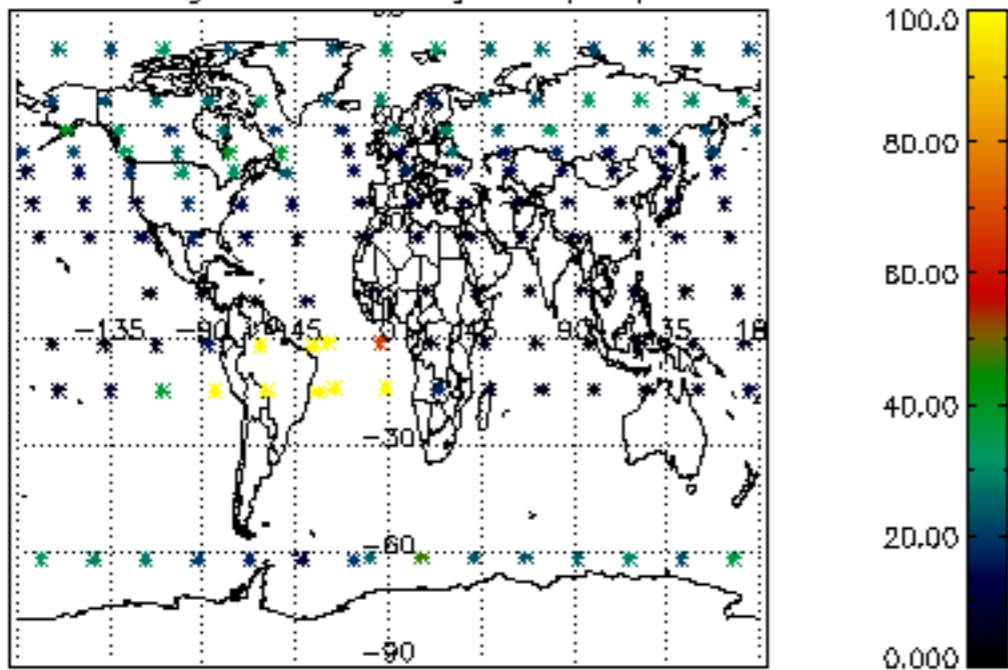




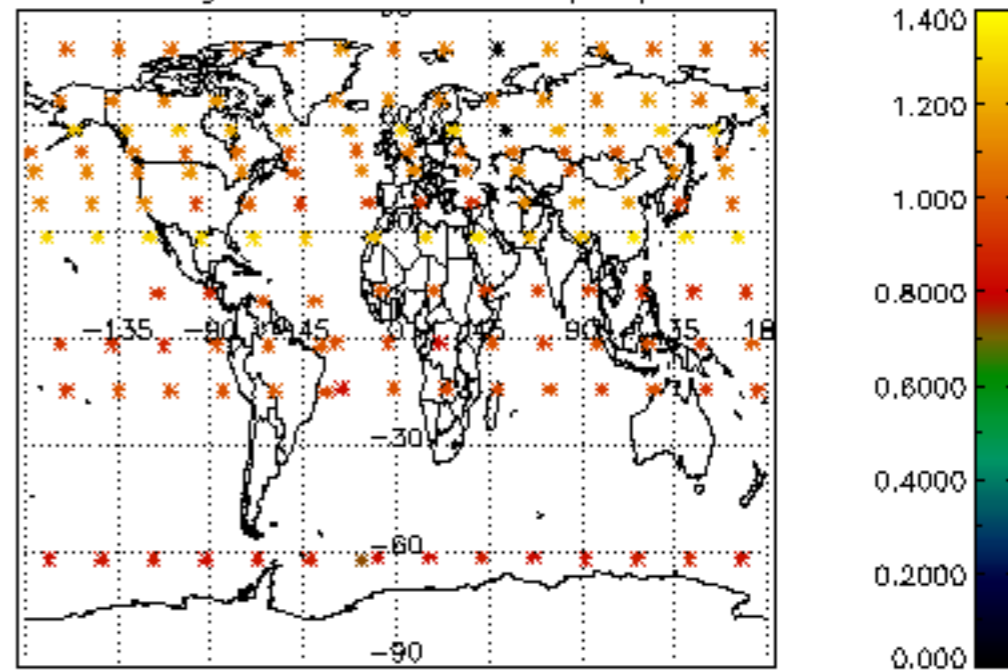




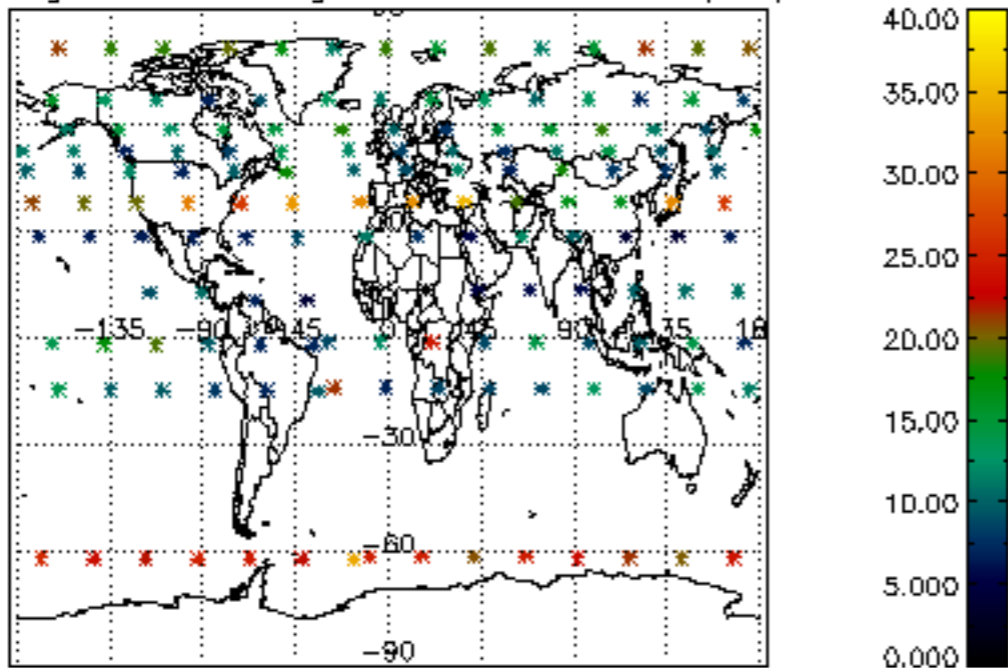
Percentage of cosmic ray hits per profile



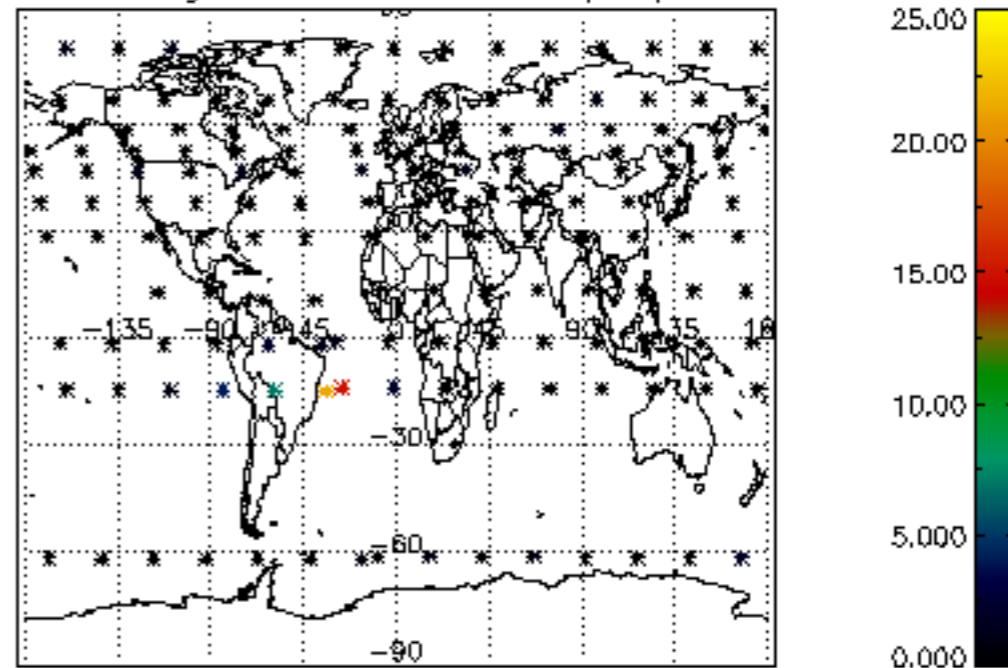
Percentage of datation errors per profile



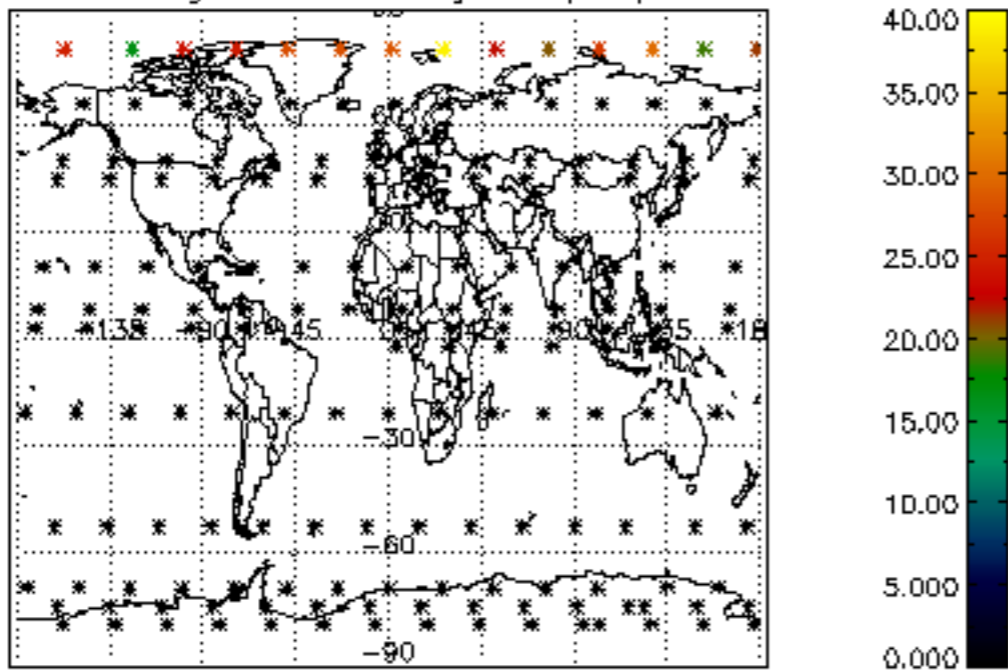
Percentage of star falling outside central band per profile



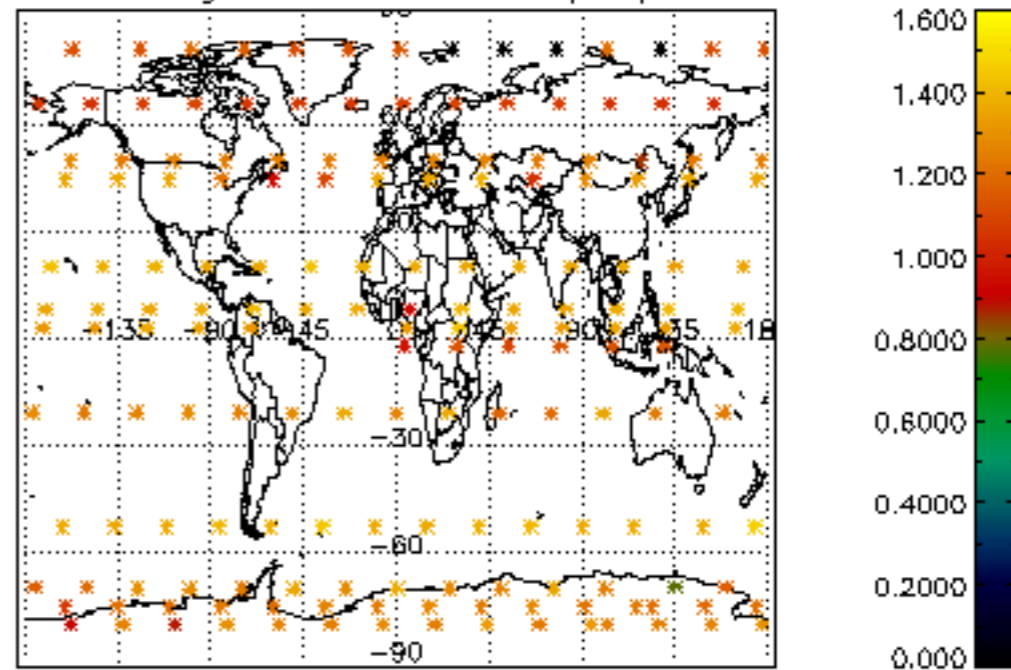
Percentage of saturation errors per profile



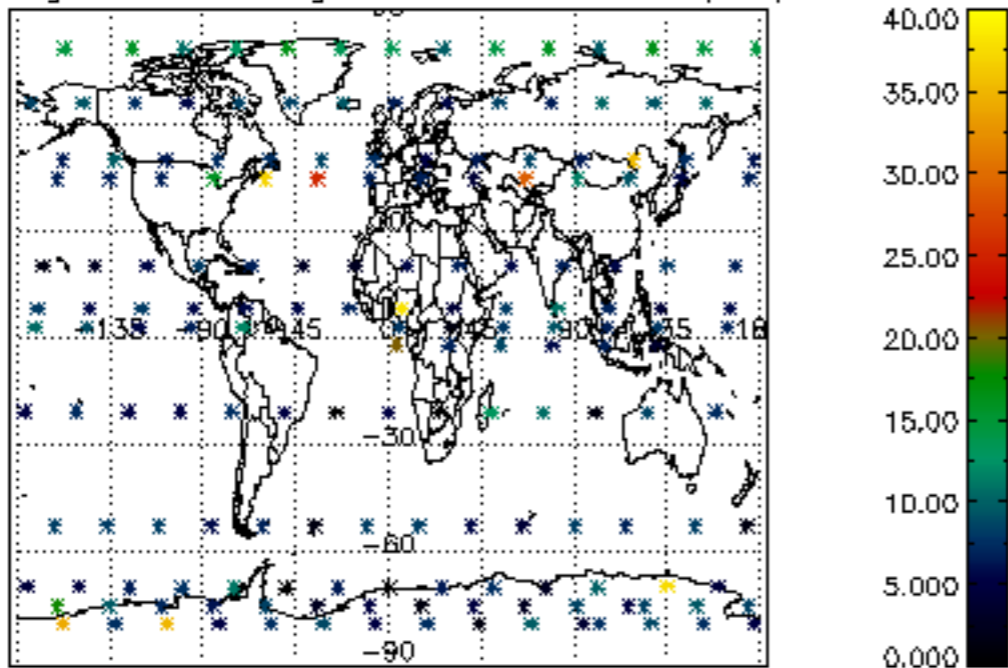
Percentage of cosmic ray hits per profile



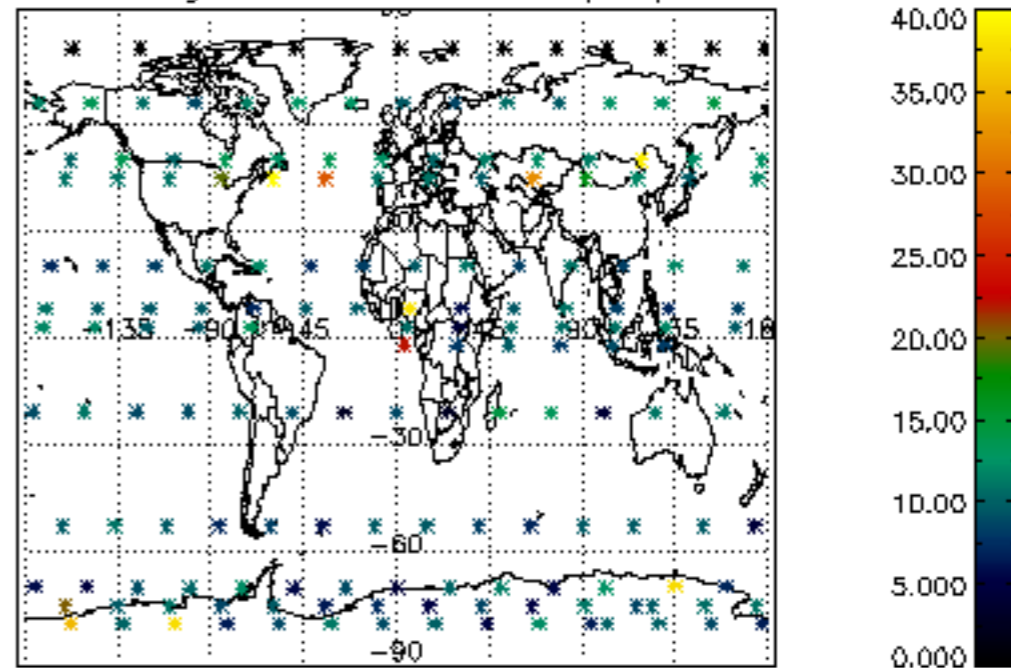
Percentage of datation errors per profile

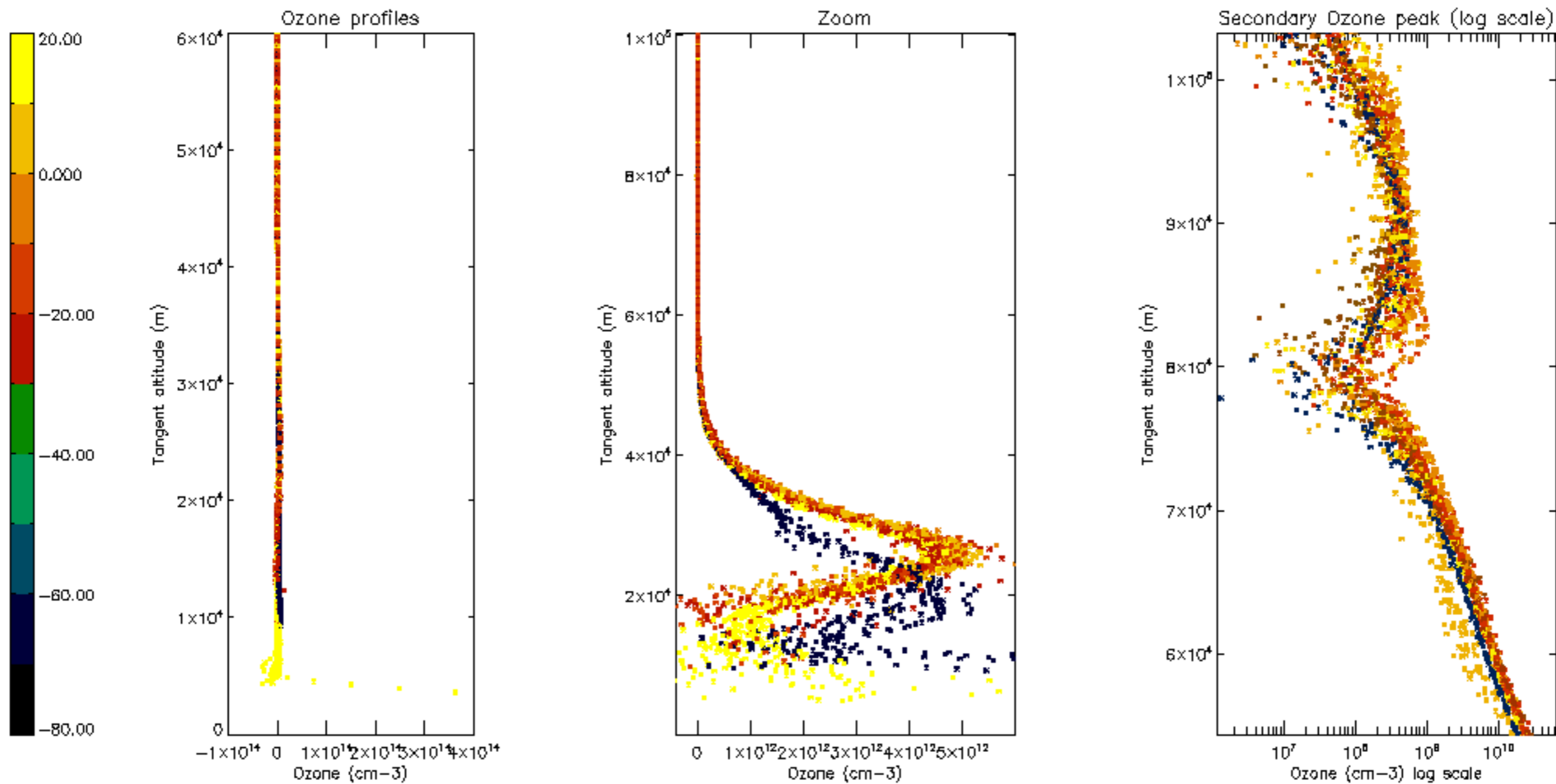


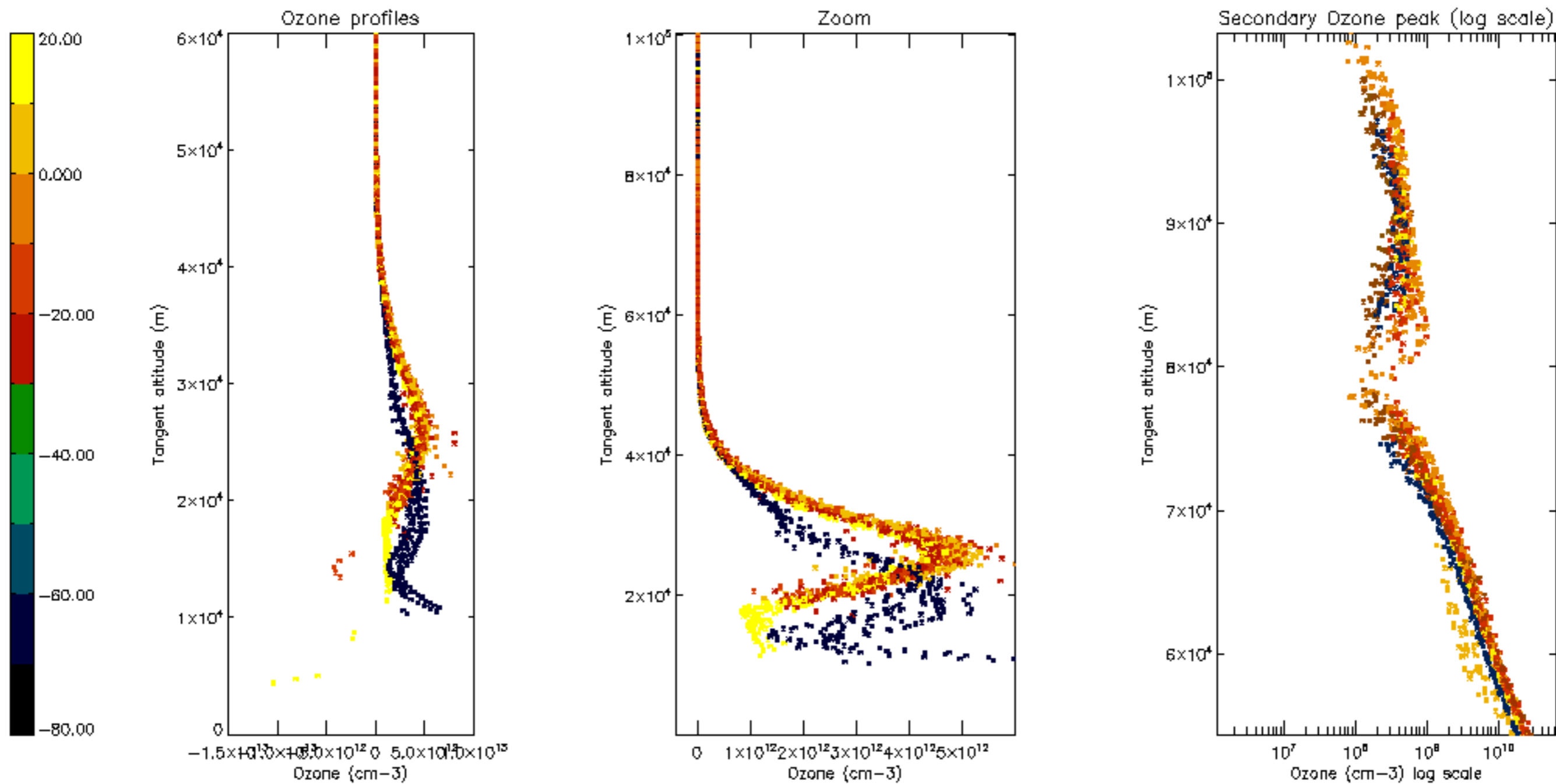
Percentage of star falling outside central band per profile

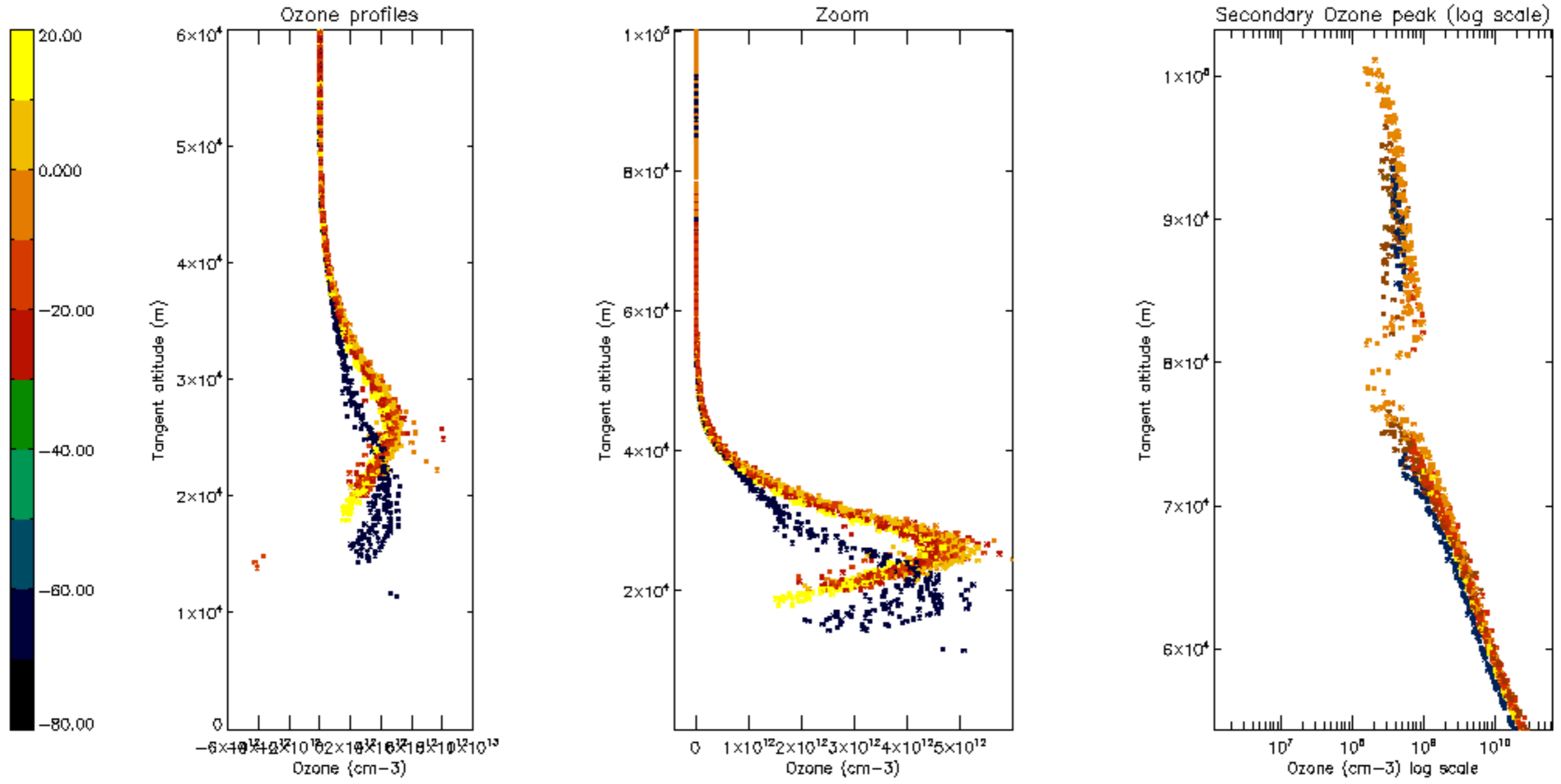


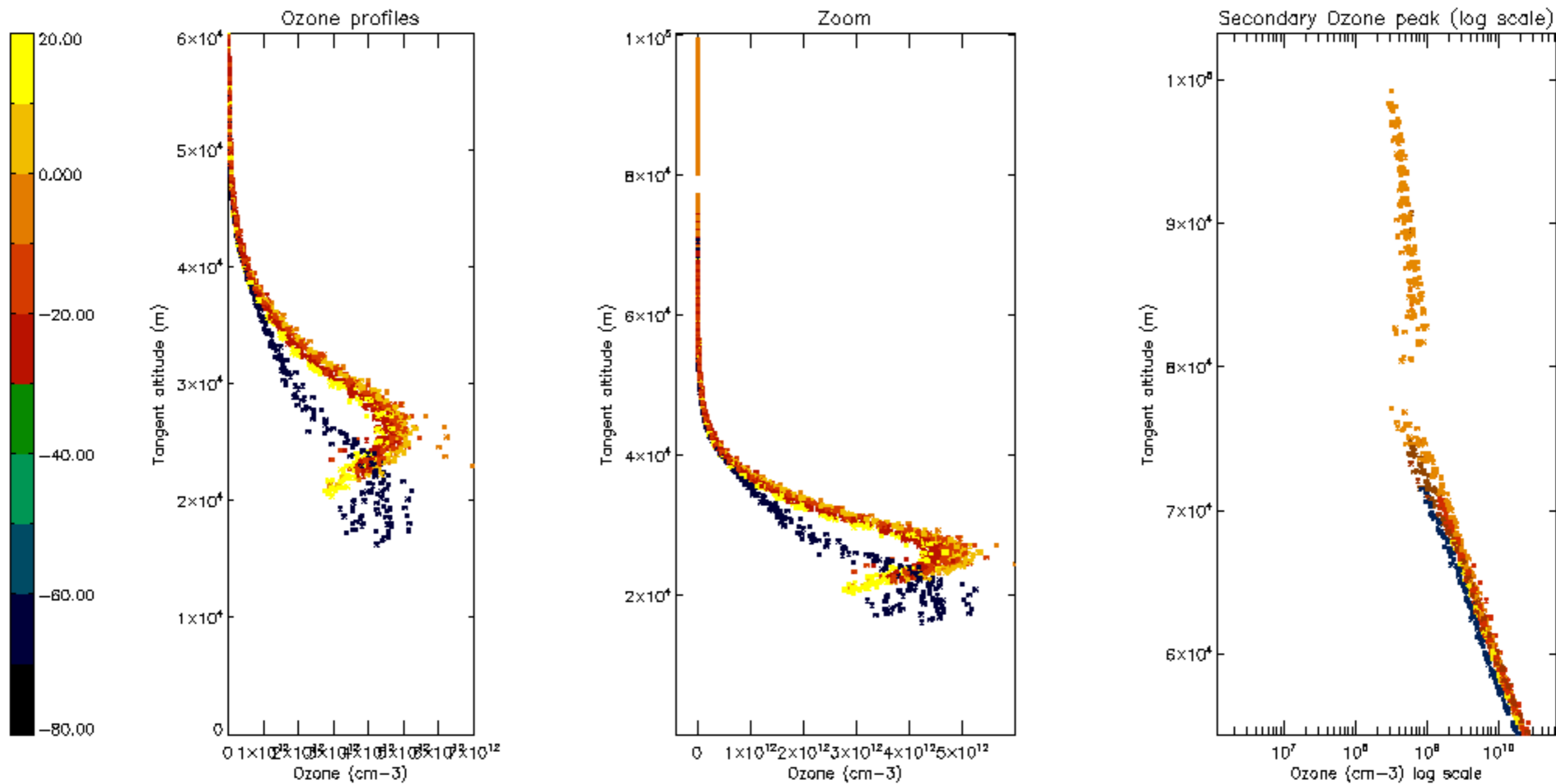
Percentage of saturation errors per profile



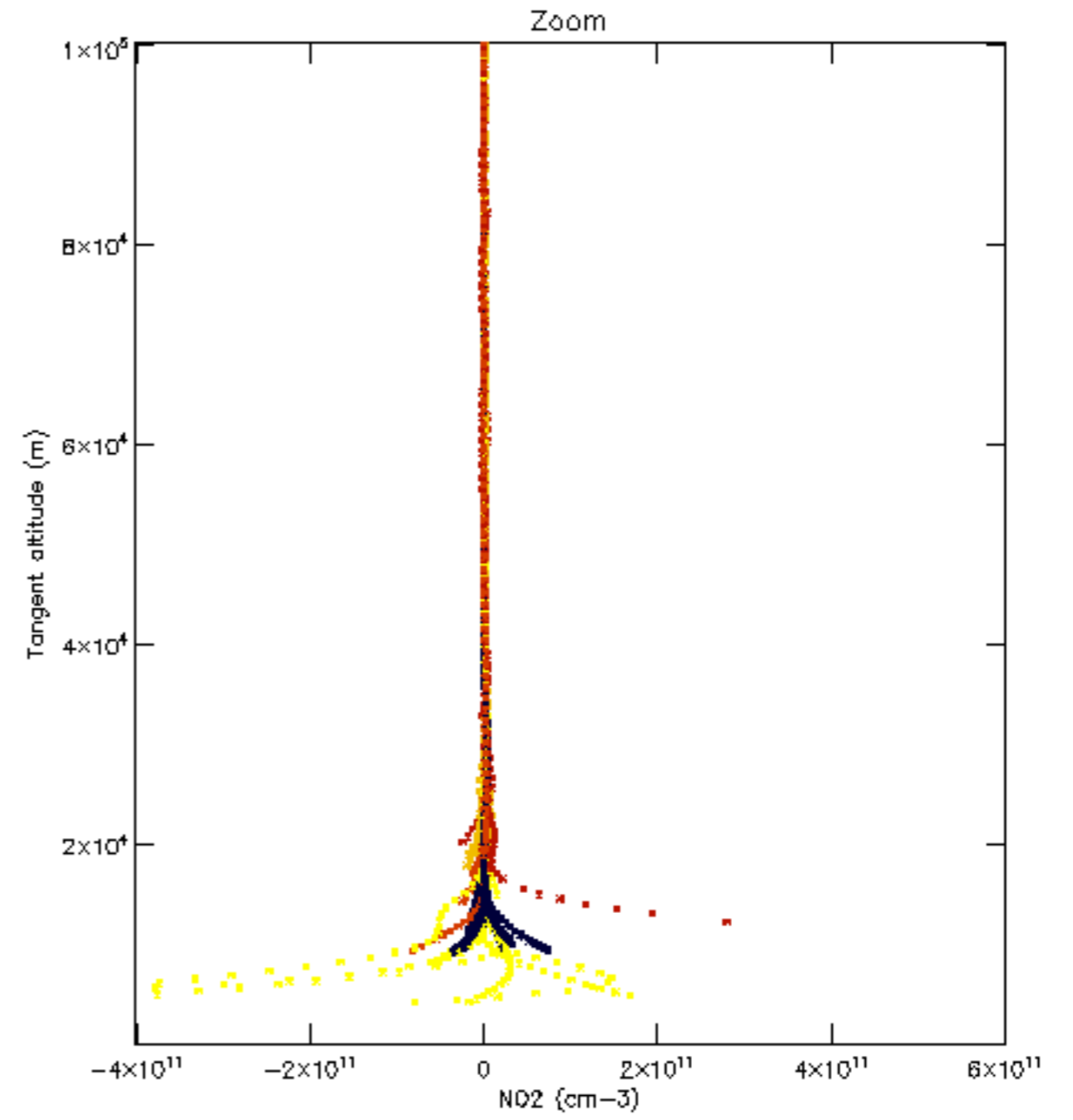
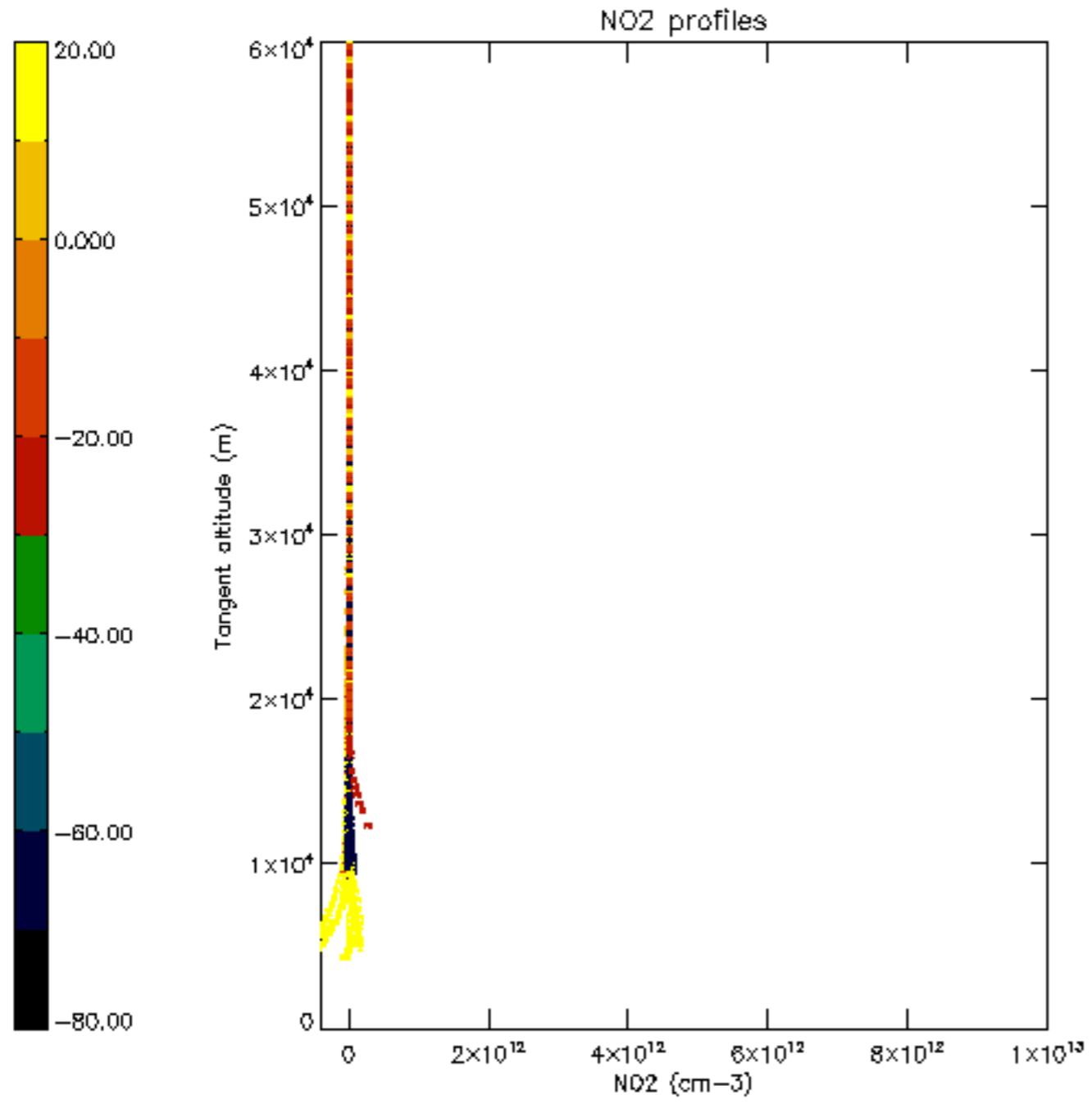


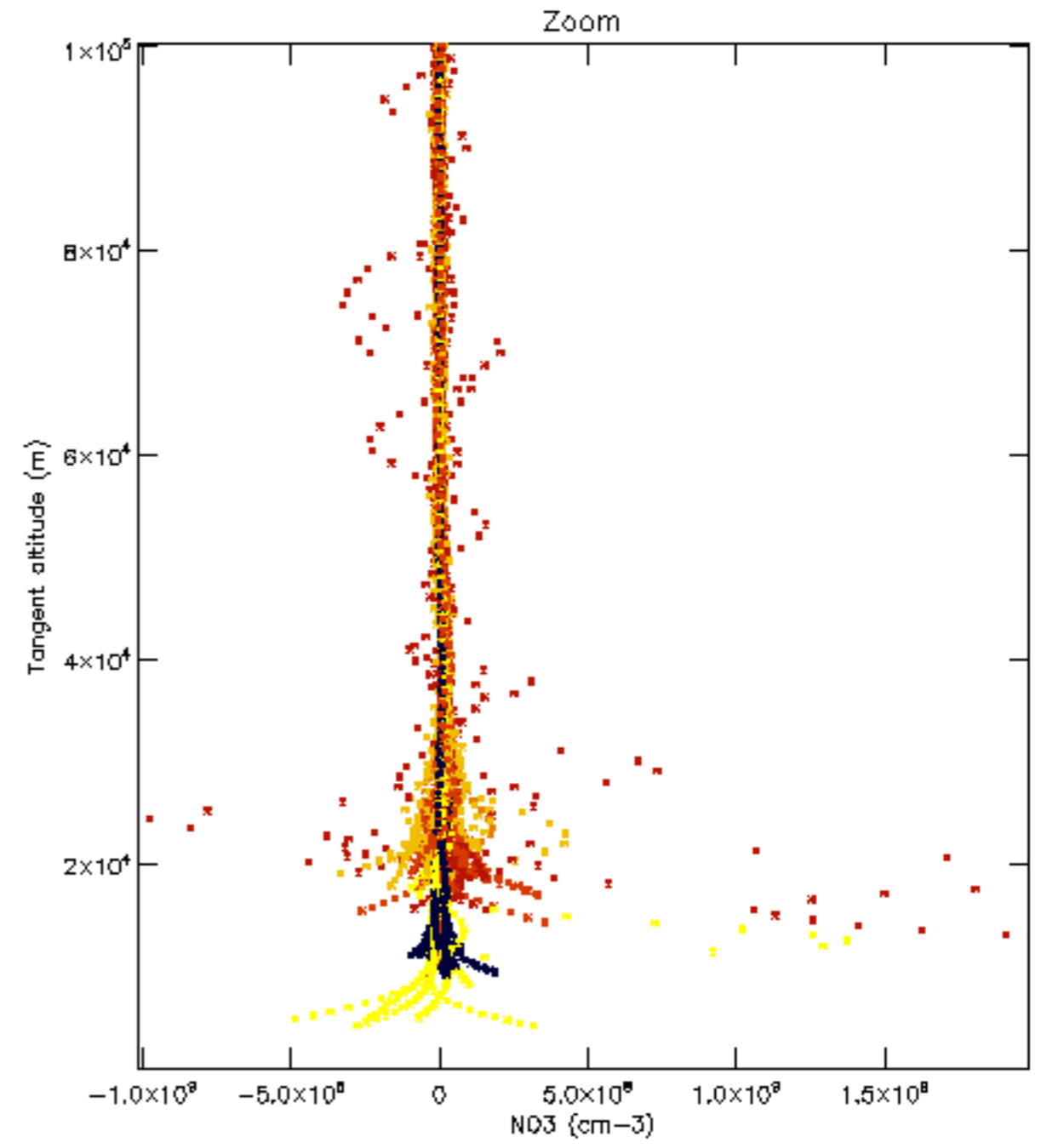
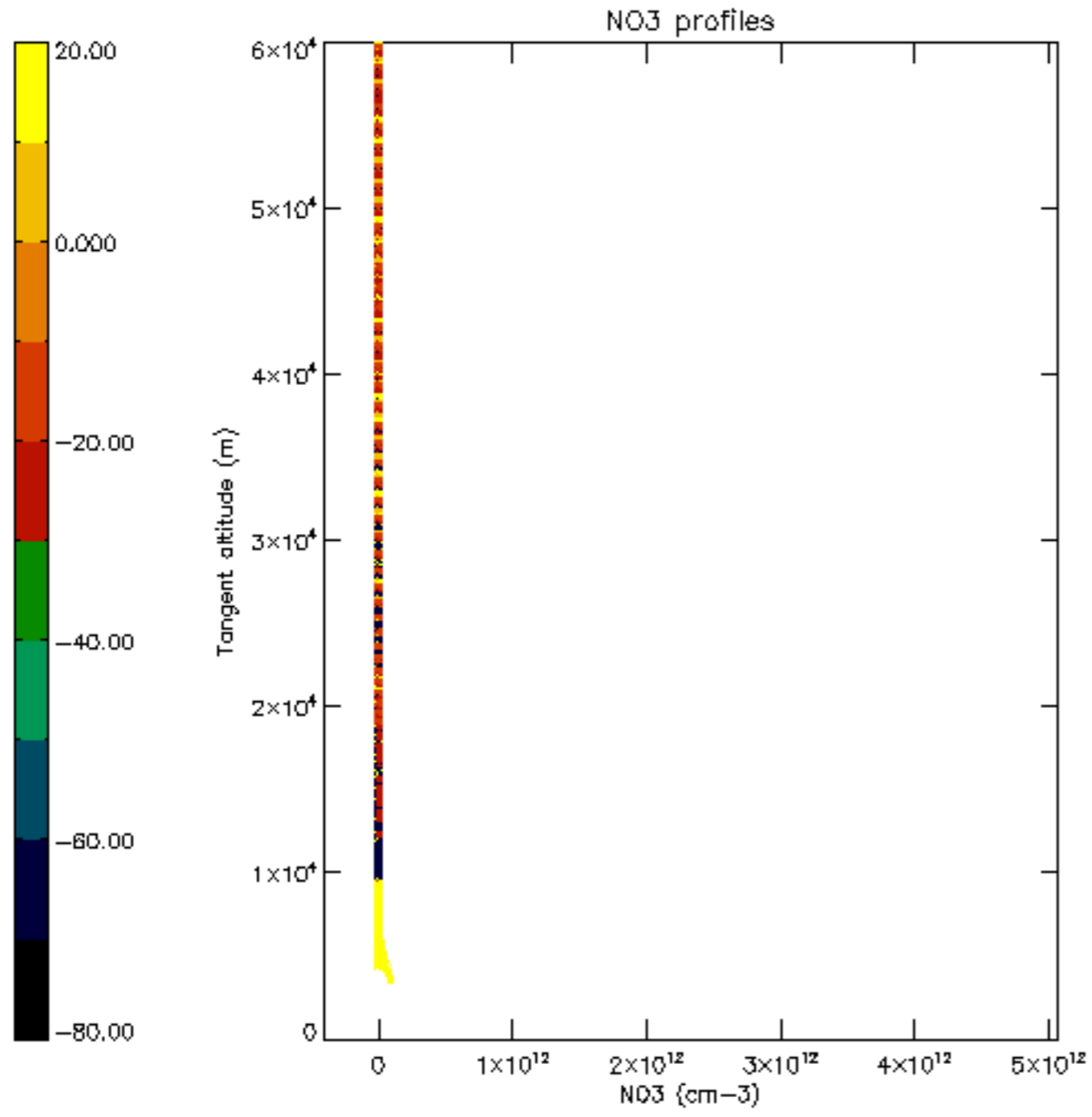


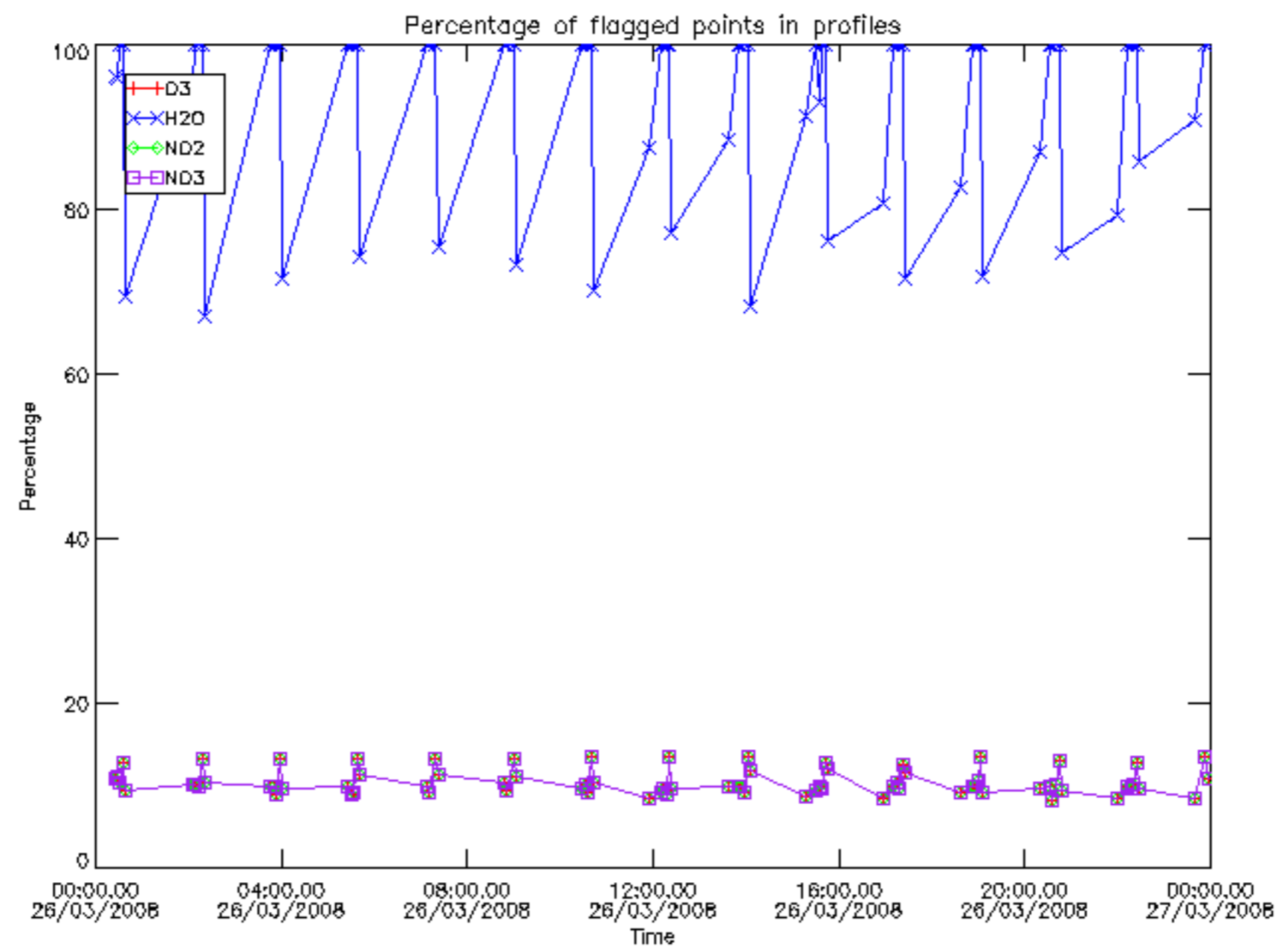




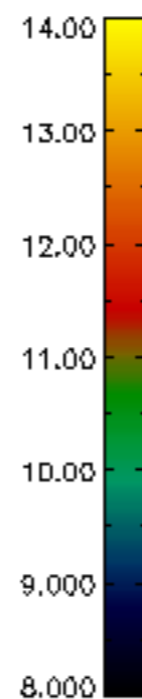
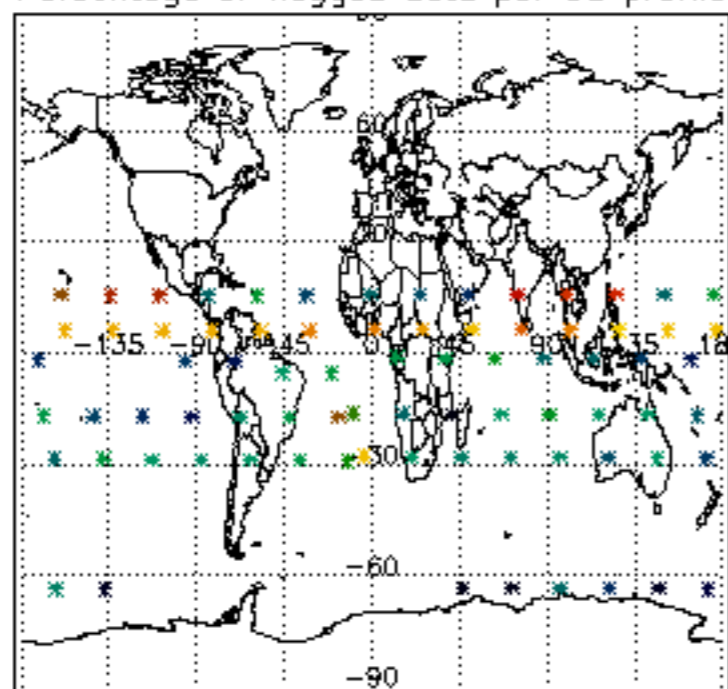




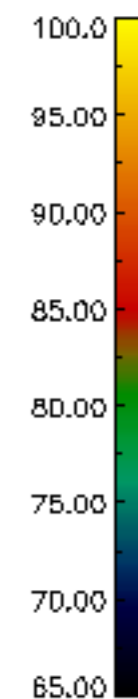
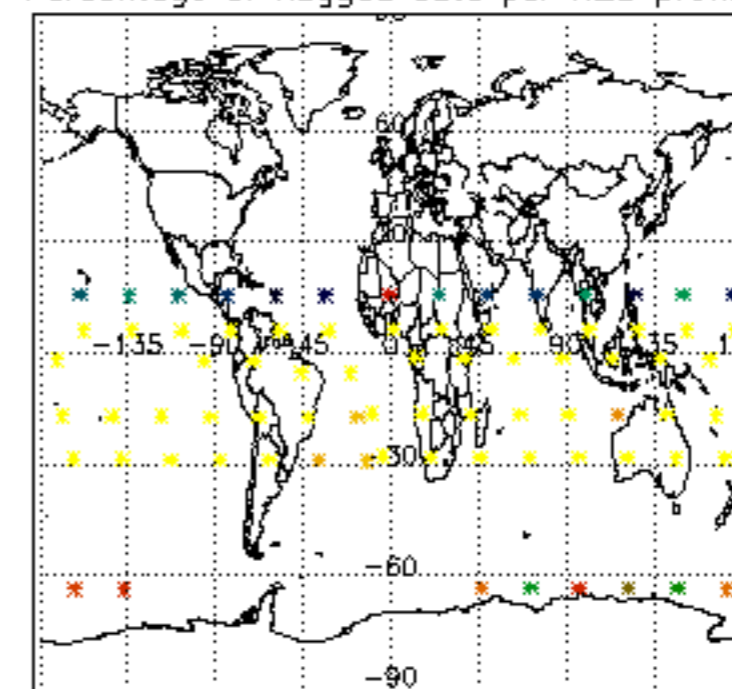




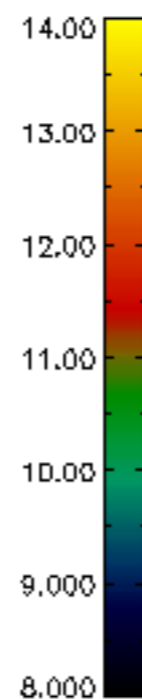
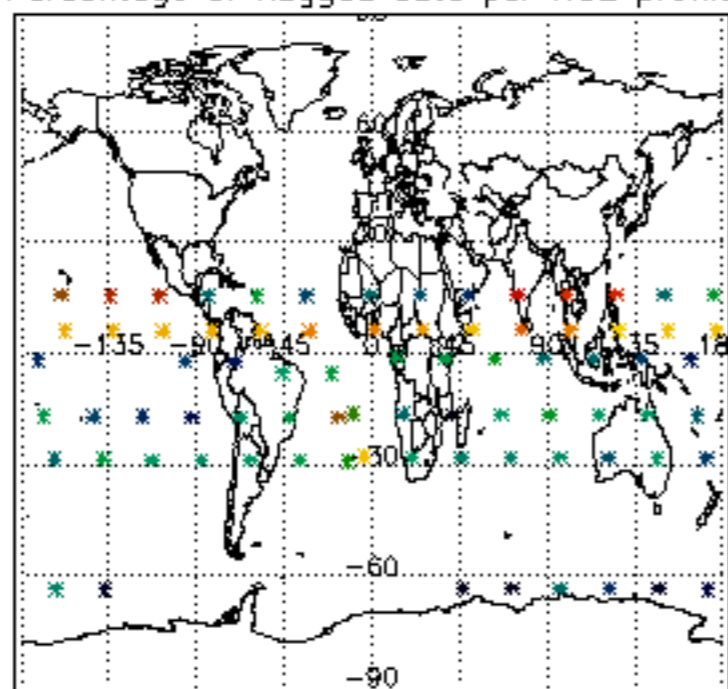
Percentage of flagged data per D3 profile



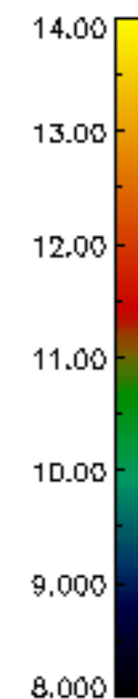
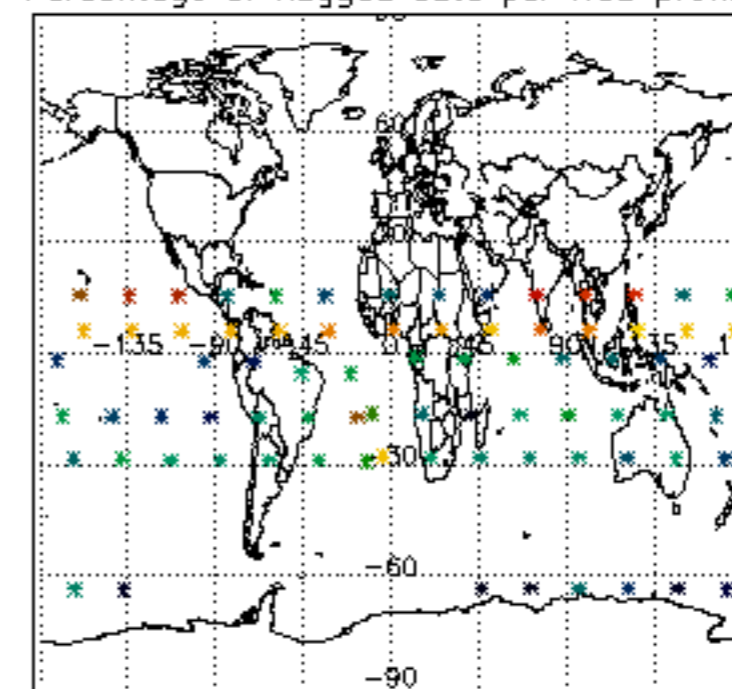
Percentage of flagged data per H2O profile

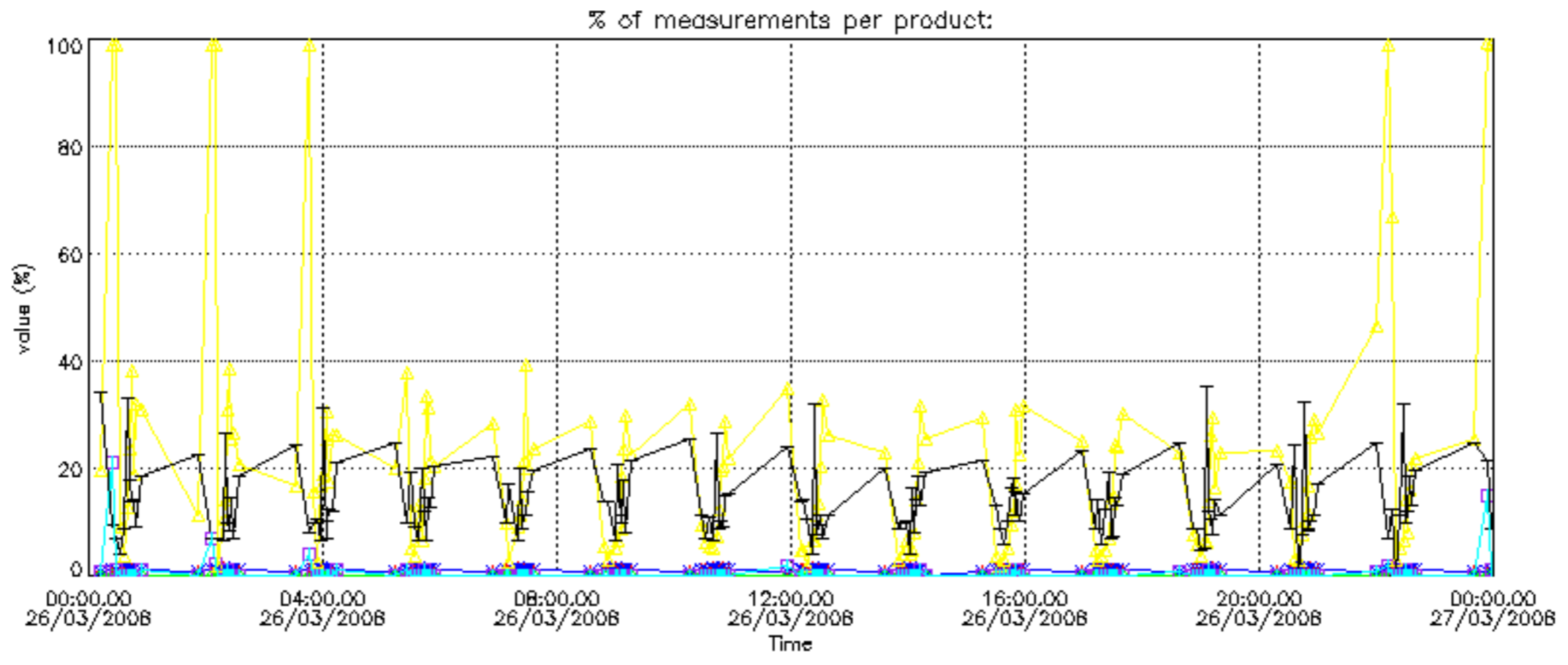


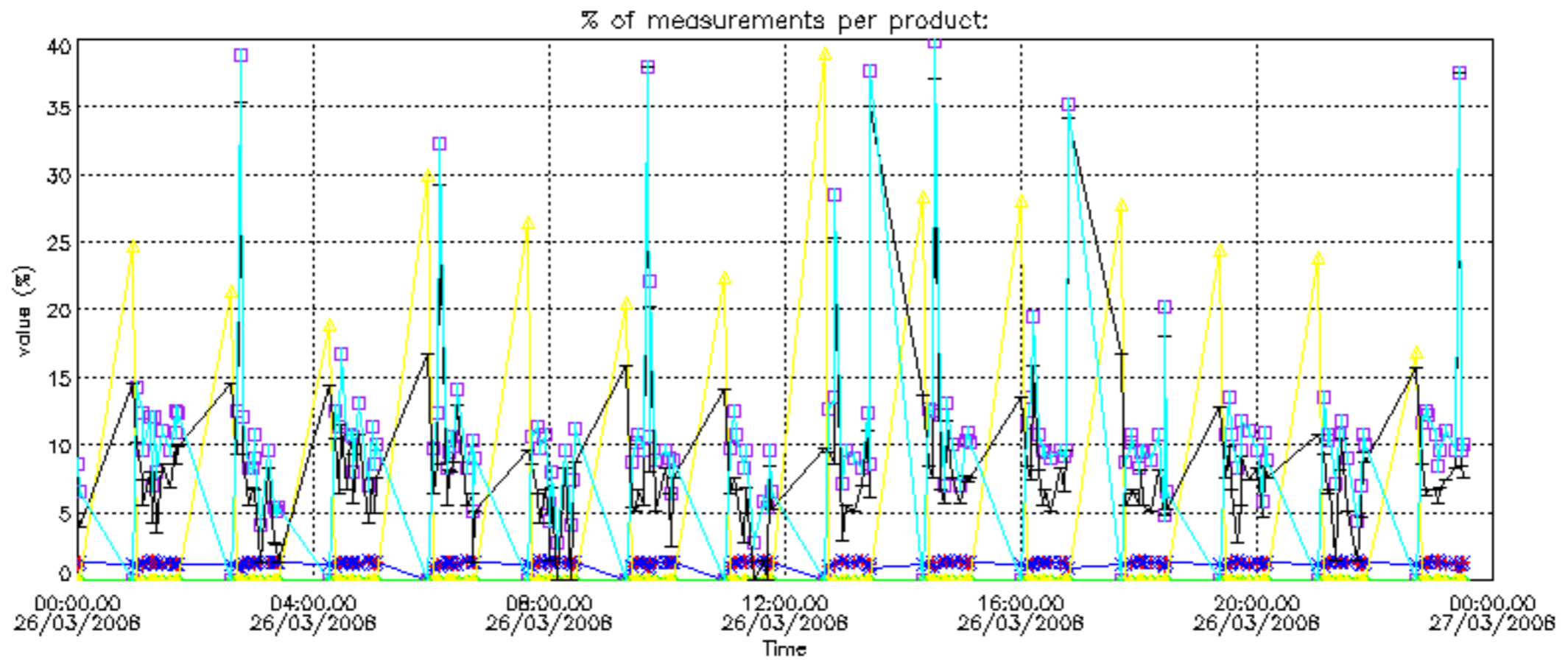
Percentage of flagged data per NO2 profile



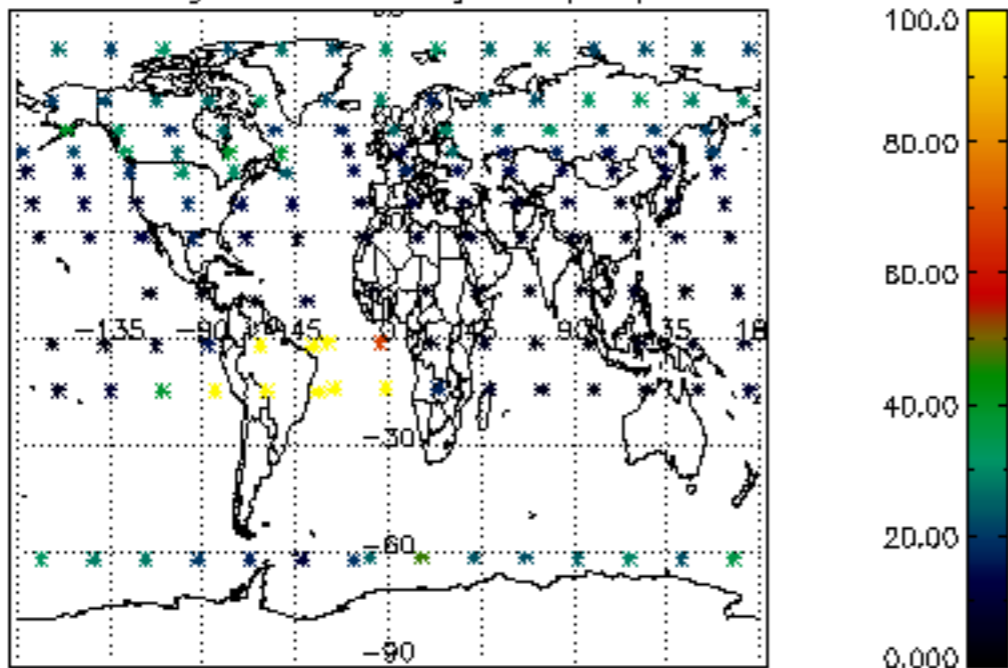
Percentage of flagged data per NO3 profile



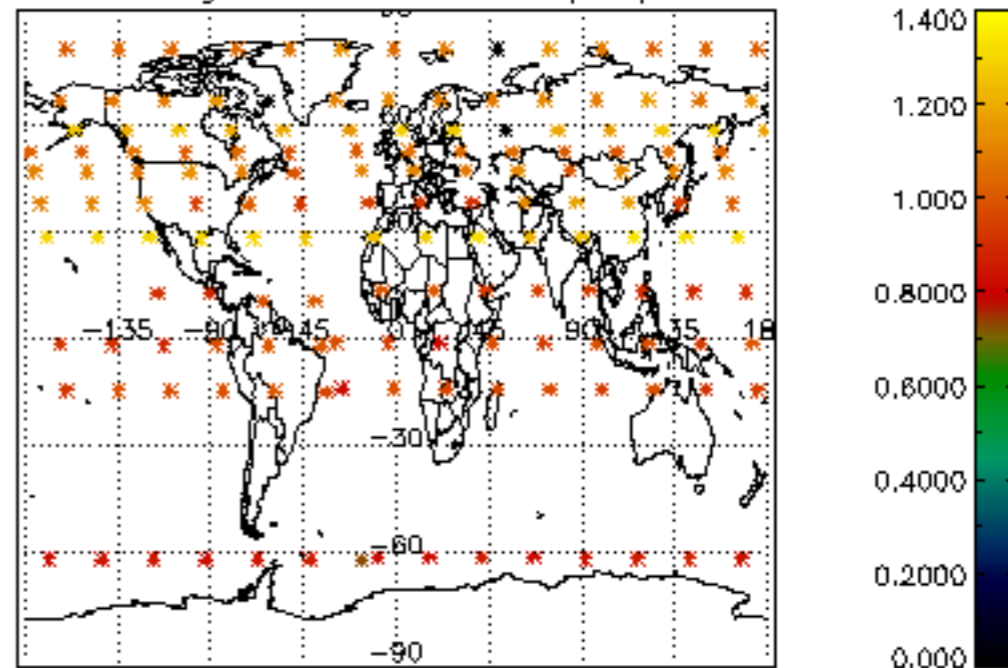




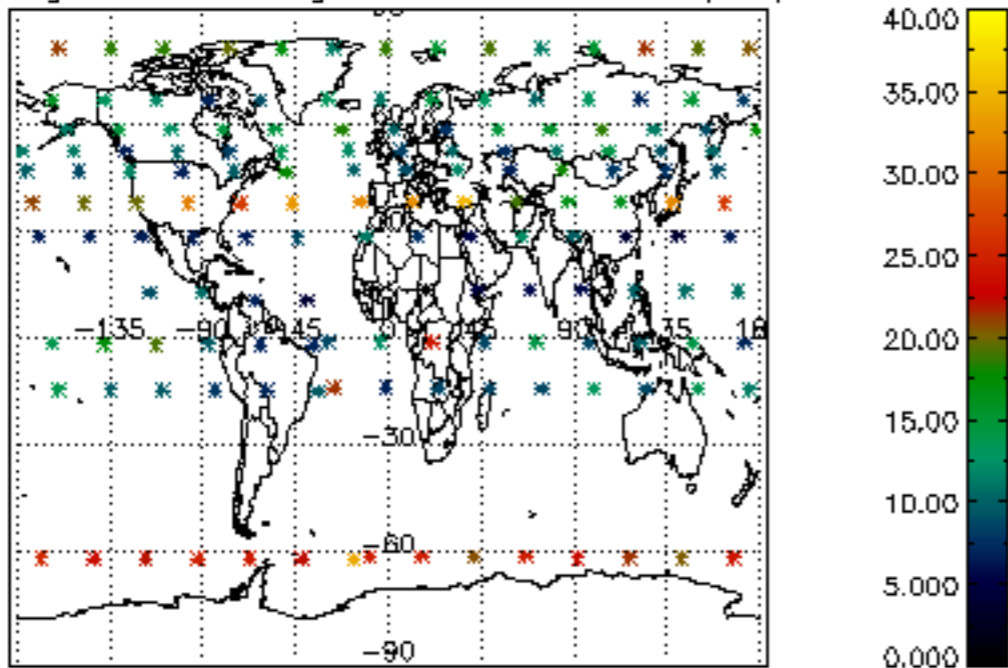
Percentage of cosmic ray hits per profile



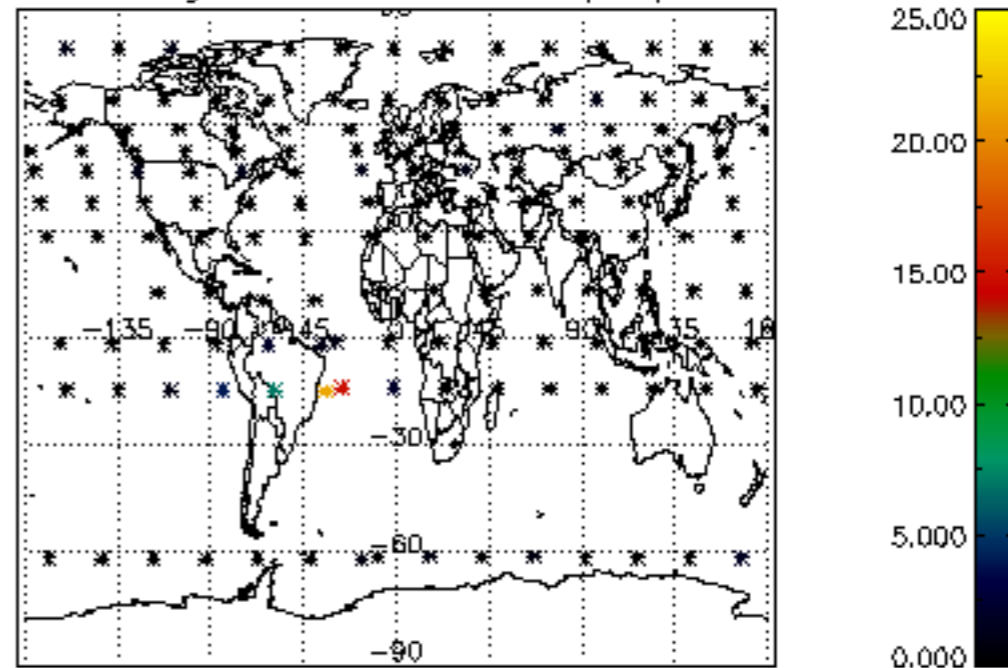
Percentage of datation errors per profile



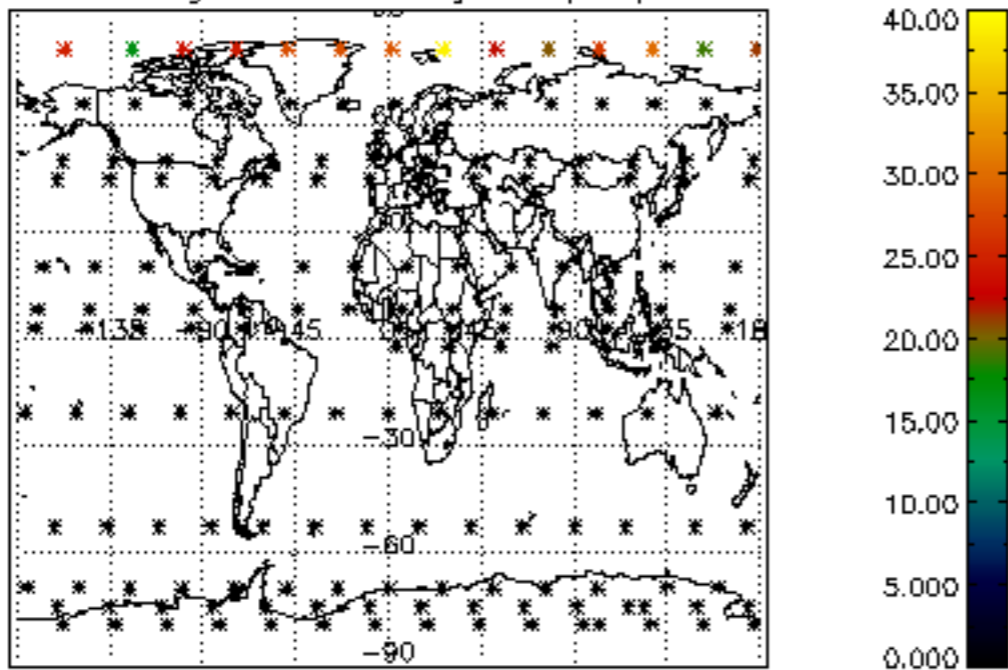
Percentage of star falling outside central band per profile



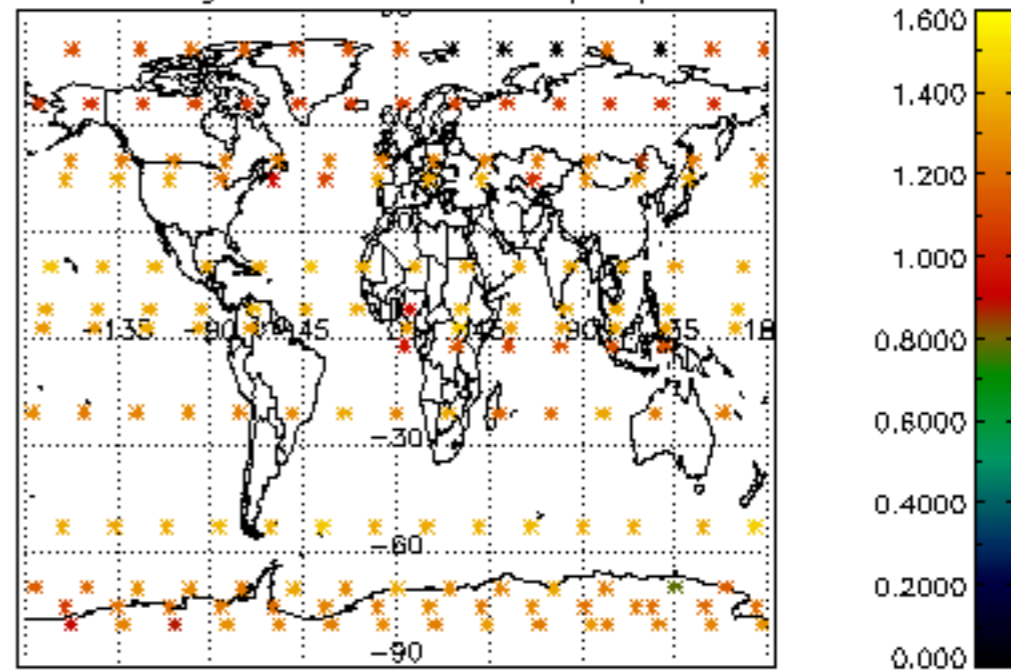
Percentage of saturation errors per profile



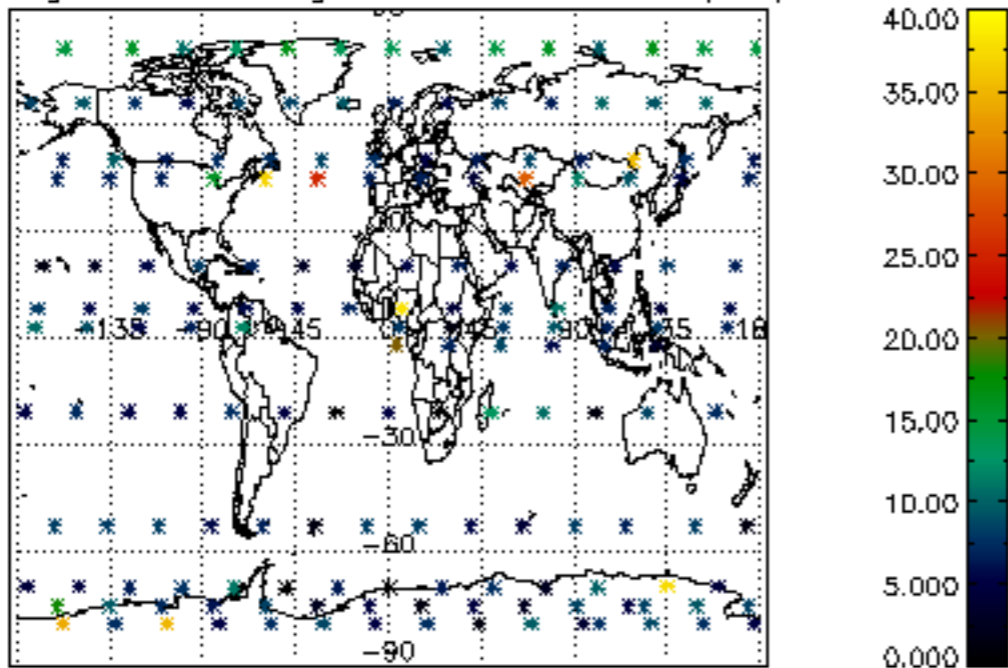
Percentage of cosmic ray hits per profile



Percentage of datation errors per profile



Percentage of star falling outside central band per profile



Percentage of saturation errors per profile

