

GOMOS Level 2 Daily Report

SUMMARY

[1. General Info](#)

[2. Summary of processed GOM_NL_2P products](#)

[3. Level 2 Quality information per product](#)

[3.1 Plot of level 2 quality information per product \(time dependant\)](#)

[3.2 Plot of level 2 quality information per product \(world map\)](#)

[4. Level 1 Quality information per product \(stored on level 2 products\)](#)

[4.1 Plot of level 1 quality information per product \(time dependant\)](#)

[4.1.1 Plot of level 1 quality information per product \(time dependant\): ASCENDING](#)

[4.1.2 Plot of level 1 quality information per product \(time dependant\): DESCENDING](#)

[4.2 Plot of level 1 quality information per product \(world map\)](#)

[4.2.1 Plot of level 1 quality information per product \(world map\): ASCENDING](#)

[4.2.2 Plot of level 1 quality information per product \(world map\): DESCENDING](#)

[5. Ozone profiles based on quality statistics and other trace gas profiles](#)

[5.1 Ozone statistics based on quality of products](#)

[5.2 Plot ozone profiles for all STD \(dark without errors\)](#)

[5.3 Plot ozone profiles where STD < 20% \(dark without errors\)](#)

[5.4. Plot ozone profiles where STD < 10% \(dark without errors\)](#)

[5.5. Plot ozone profiles where STD < 5% \(dark without errors\)](#)

[5.6 Plot NO2 profiles for all STD \(dark without errors\)](#)

[5.7 Plot NO3 profiles for all STD \(dark without errors\)](#)

[5.8 Plot H2O profiles \(only for occultations of stars 1,2,3,4,13,14,16,26,63 dark without errors\) for all STD](#)

[6. Auxiliary Data Files used for the production reported in section 2](#)

This report presents the daily analysis on parameters extracted from GOMOS level 2 data (GOM_NL__2P).
 It is intended to monitor some important parameters that will impact the quality of these products.
 A list of level 2 products (and content) that have arrived during the reporting day to the PCF is also given.

Item	Value
Time of report generation	25APR2013 12:04:49
Data source version	GOMOS/6.01
Start time of products	24-03-2008 (24MAR2008 00:00:00)
Stop time of products	25-03-2008 (25MAR2008 00:00:00)
Store outputs in DB	Yes
Nb of level 2 prods	345
Nb of prods with errors	0

2. Summary of processed GOM_NL__2P products.

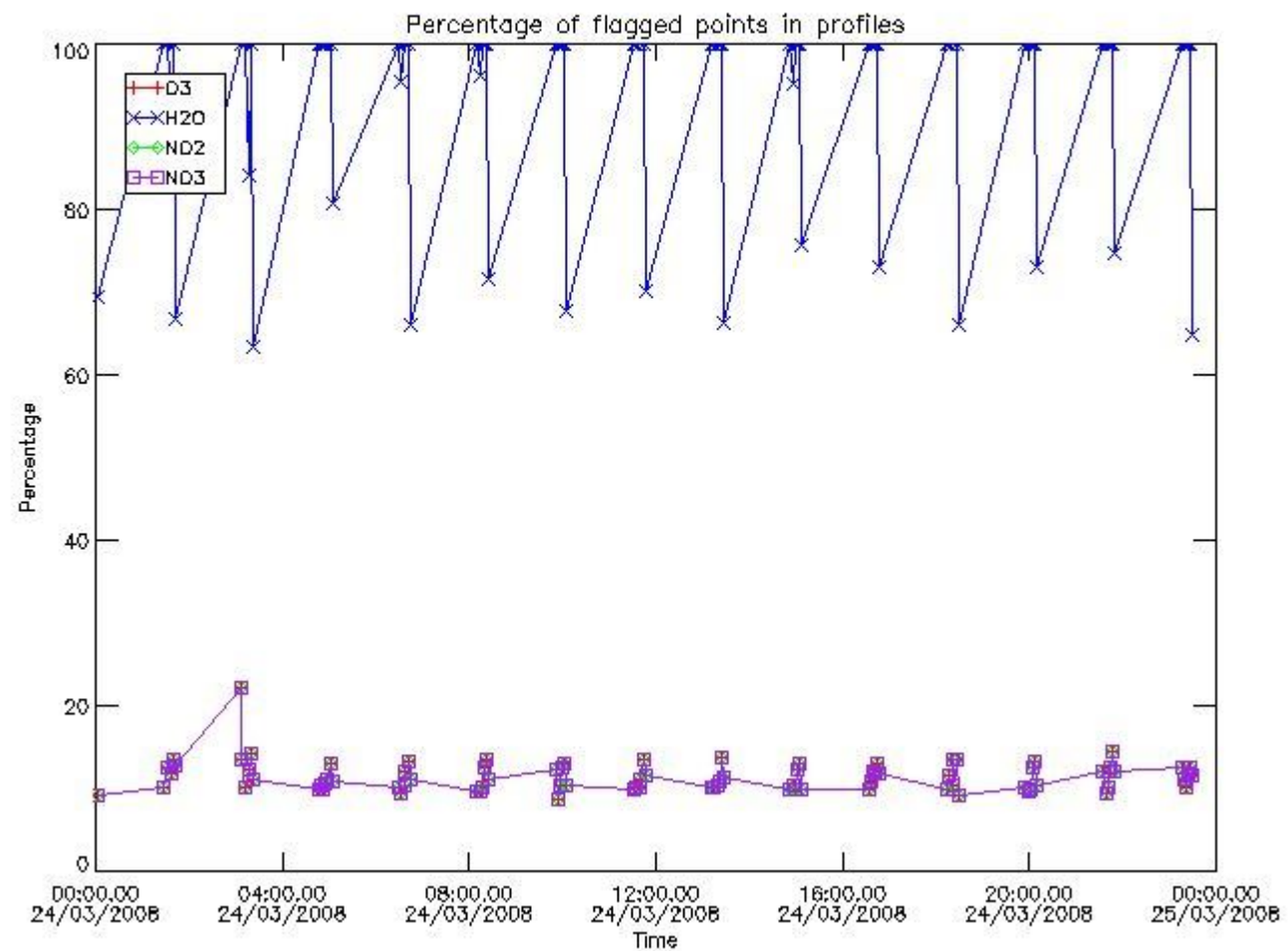
Nr	Filename	UTC Start time	Limb	Duration	Star Id	Star Name	Star Mag	Star Temp	Nb Meas	Orbit	Prod. error
1	GOM_NL__2PRFIN20080324_000158_000000562067_00088_31705_7360.N1	24-MAR-2008 00:01:58	Dark	56.000	4	Alp1Cen	-0.010000	5800.0	112	31705	No
2	GOM_NL__2PRFIN20080324_000422_000000462067_00088_31705_7361.N1	24-MAR-2008 00:04:22	Straylight	45.500	78	Alp Lup	2.3040	28000.	91	31705	No
3	GOM_NL__2PRFIN20080324_000556_000000512067_00088_31705_7362.N1	24-MAR-2008 00:05:56	Straylight	51.000	81	Eta Cen	2.3560	28000.	102	31705	No
4	GOM_NL__2PRFIN20080324_000754_000000412067_00088_31705_7363.N1	24-MAR-2008 00:07:54	Straylight	40.500	64	Gam Cen	2.2000	10600.	81	31705	No
5	GOM_NL__2PRFIN20080324_001019_000000452067_00088_31705_7364.N1	24-MAR-2008 00:10:19	Straylight	45.000	123	Iot Cen	2.7500	10200.	90	31705	No
6	GOM_NL__2PRFIN20080324_001534_000000462067_00088_31705_7365.N1	24-MAR-2008 00:15:34	Straylight	45.500	106	9Bet Crv	2.6480	5600.0	91	31705	No
7	GOM_NL__2PRFIN20080324_001740_000000452067_00088_31705_7366.N1	24-MAR-2008 00:17:40	Twilight_stray	45.000	100	4Gam Crv	2.5800	13100.	90	31705	No
8	GOM_NL__2PRFIN20080324_002757_000000422067_00088_31705_7367.N1	24-MAR-2008 00:27:57	Bright	42.000	62	94Bet Leo	2.1360	9700.0	84	31705	No
9	GOM_NL__2PRFIN20080324_002921_000000382067_00088_31705_7368.N1	24-MAR-2008 00:29:21	Bright	38.000	96	68Del Leo	2.5600	9300.0	76	31705	No
10	GOM_NL__2PRFIN20080324_003618_000000362067_00088_31705_7369.N1	24-MAR-2008 00:36:18	Bright	35.500	174	52Psi UMa	3.0040	4400.0	71	31705	No
11	GOM_NL__2PRFIN20080324_003935_000000352067_00088_31705_7370.N1	24-MAR-2008 00:39:35	Bright	35.000	82	48Bet UMa	2.3650	10600.	70	31705	No
12	GOM_NL__2PRFIN20080324_004106_000000362067_00088_31705_7371.N1	24-MAR-2008 00:41:06	Bright	35.500	36	50Alp UMa	1.8000	6300.0	71	31705	No
13	GOM_NL__2PRFIN20080324_004247_000000442067_00088_31705_7372.N1	24-MAR-2008 00:42:47	Bright	44.000	55	79Zet UMa	2.0600	10200.	88	31705	No
14	GOM_NL__2PRFIN20080324_004752_000000402067_00088_31705_7373.N1	24-MAR-2008 00:47:52	Bright	40.000	60	7Bet UMi	2.0810	3950.0	80	31705	No
15	GOM_NL__2PRFIN20080324_005642_000000372067_00088_31705_7374.N1	24-MAR-2008 00:56:42	Bright	36.500	89	5Alp Cep	2.4510	8000.0	73	31705	No
16	GOM_NL__2PRFIN20080324_010151_000000372067_00088_31705_7375.N1	24-MAR-2008 01:01:51	Bright	36.500	19	50Alp Cyg	1.2460	10500.	73	31705	No
17	GOM_NL__2PRFIN20080324_010327_000000412067_00088_31705_7376.N1	24-MAR-2008 01:03:27	Bright	40.500	66	37Gam Cyg	2.2080	5900.0	81	31705	No
18	GOM_NL__2PRFIN20080324_010519_000000382067_00088_31705_7377.N1	24-MAR-2008 01:05:19	Bright	38.000	92	53Eps Cyg	2.5000	4500.0	76	31705	No
19	GOM_NL__2PRFIN20080324_011422_000000602067_00088_31705_7378.N1	24-MAR-2008 01:14:22	Twilight_stray	59.500	11	53Alp Aql	0.76500	8000.0	119	31705	No
20	GOM_NL__2PRFIN20080324_012732_000000512067_00088_31705_7379.N1	24-MAR-2008 01:27:32	Dark	50.500	57	34Sig Sgr	2.0660	26000.	101	31705	No
21	GOM_NL__2PRFIN20080324_013107_000000492067_00088_31705_7380.N1	24-MAR-2008 01:31:07	Dark	49.000	38	20Eps Sgr	1.8360	11000.	98	31705	No
22	GOM_NL__2PRFIN20080324_013627_000000442067_00089_31706_7363.N1	24-MAR-2008 01:36:27	Dark	43.500	141	Bet Ara	2.8400	4600.0	87	31706	No
23	GOM_NL__2PRFIN20080324_013951_000000382067_00089_31706_7364.N1	24-MAR-2008 01:39:51	Dark	38.000	134	Bet TrA	2.8100	6600.0	76	31706	No
24	GOM_NL__2PRFIN20080324_014234_000000442067_00089_31706_7365.N1	24-MAR-2008 01:42:34	Dark	44.000	4	Alp1Cen	-0.010000	5800.0	88	31706	No
25	GOM_NL__2PRFIN20080324_014459_000000472067_00089_31706_7366.N1	24-MAR-2008 01:44:59	Straylight	47.000	78	Alp Lup	2.3040	28000.	94	31706	No
26	GOM_NL__2PRFIN20080324_014632_000000482067_00089_31706_7367.N1	24-MAR-2008 01:46:32	Straylight	48.000	81	Eta Cen	2.3560	28000.	96	31706	No
27	GOM_NL__2PRFIN20080324_014830_000000392067_00089_31706_7368.N1	24-MAR-2008 01:48:30	Straylight	39.000	64	Gam Cen	2.2000	10600.	78	31706	No
28	GOM_NL__2PRFIN20080324_015055_000000472067_00089_31706_7369.N1	24-MAR-2008 01:50:55	Straylight	47.000	123	Iot Cen	2.7500	10200.	94	31706	No
29	GOM_NL__2PRFIN20080324_015610_000000482067_00089_31706_7370.N1	24-MAR-2008 01:56:10	Straylight	47.500	106	9Bet Crv	2.6480	5600.0	95	31706	No
30	GOM_NL__2PRFIN20080324_015816_000000452067_00089_31706_7371.N1	24-MAR-2008 01:58:16	Twilight_stray	45.000	100	4Gam Crv	2.5800	13100.	90	31706	No
31	GOM_NL__2PRFIN20080324_020832_000000422067_00089_31706_7372.N1	24-MAR-2008 02:08:32	Bright	41.500	62	94Bet Leo	2.1360	9700.0	83	31706	No
32	GOM_NL__2PRFIN20080324_020957_000000382067_00089_31706_7373.N1	24-MAR-2008 02:09:57	Bright	37.500	96	68Del Leo	2.5600	9300.0	75	31706	No
33	GOM_NL__2PRFIN20080324_021653_000000382067_00089_31706_7374.N1	24-MAR-2008 02:16:53	Bright	38.000	174	52Psi UMa	3.0040	4400.0	76	31706	No
34	GOM_NL__2PRFIN20080324_022011_000000372067_00089_31706_7375.N1	24-MAR-2008 02:20:11	Bright	36.500	82	48Bet UMa	2.3650	10600.	73	31706	No
35	GOM_NL__2PRFIN20080324_022142_000000372067_00089_31706_7376.N1	24-MAR-2008 02:21:42	Bright	37.000	36	50Alp UMa	1.8000	6300.0	74	31706	No
36	GOM_NL__2PRFIN20080324_022322_000000442067_00089_31706_7377.N1	24-MAR-2008 02:23:22	Bright	44.000	55	79Zet UMa	2.0600	10200.	88	31706	No
37	GOM_NL__2PRFIN20080324_022828_000000372067_00089_31706_7378.N1	24-MAR-2008 02:28:28	Bright	37.000	60	7Bet UMi	2.0810	3950.0	74	31706	No
38	GOM_NL__2PRFIN20080324_023718_000000372067_00089_31706_7379.N1	24-MAR-2008 02:37:18	Bright	36.500	89	5Alp Cep	2.4510	8000.0	73	31706	No
39	GOM_NL__2PRFIN20080324_024227_000000372067_00089_31706_7380.N1	24-MAR-2008 02:42:27	Bright	36.500	19	50Alp Cyg	1.2460	10500.	73	31706	No
40	GOM_NL__2PRFIN20080324_024403_000000422067_00089_31706_7381.N1	24-MAR-2008 02:44:03	Bright	41.500	66	37Gam Cyg	2.2080	5900.0	83	31706	No
41	GOM_NL__2PRFIN20080324_024555_000000502067_00089_31706_7382.N1	24-MAR-2008 02:45:55	Bright	49.500	92	53Eps Cyg	2.5000	4500.0	99	31706	No
42	GOM_NL__2PRFIN20080324_025459_000000592067_00089_31706_7383.N1	24-MAR-2008 02:54:59	Twilight_stray	58.500	11	53Alp Aql	0.76500	8000.0	117	31706	No

338	GOM_NL__2PRFIN20080324_233255_000000482067_00102_31719_7733.N1	24-MAR-2008 23:32:55	Straylight	48.000	78	Alp Lup	2.3040	28000.	96	31719	No
339	GOM_NL__2PRFIN20080324_233429_000000492067_00102_31719_7734.N1	24-MAR-2008 23:34:29	Straylight	49.000	81	Eta Cen	2.3560	28000.	98	31719	No
340	GOM_NL__2PRFIN20080324_233622_000000402067_00102_31719_7735.N1	24-MAR-2008 23:36:22	Straylight	39.500	64	Gam Cen	2.2000	10600.	79	31719	No
341	GOM_NL__2PRFIN20080324_233848_000000452067_00102_31719_7736.N1	24-MAR-2008 23:38:48	Straylight	44.500	123	lot Cen	2.7500	10200.	89	31719	No
342	GOM_NL__2PRFIN20080324_234400_000000472067_00102_31719_7737.N1	24-MAR-2008 23:44:00	Straylight	47.000	106	9Bet Crv	2.6480	5600.0	94	31719	No
343	GOM_NL__2PRFIN20080324_234605_000000462067_00102_31719_7738.N1	24-MAR-2008 23:46:05	Twl_and_stray	45.500	100	4Gam Crv	2.5800	13100.	91	31719	No
344	GOM_NL__2PRFIN20080324_235616_000000422067_00102_31719_7739.N1	24-MAR-2008 23:56:16	Bright	41.500	62	94Bet Leo	2.1360	9700.0	83	31719	No
345	GOM_NL__2PRFIN20080324_235743_000000382067_00102_31719_7740.N1	24-MAR-2008 23:57:43	Bright	37.500	96	68Del Leo	2.5600	9300.0	75	31719	No

3. Quality information per product

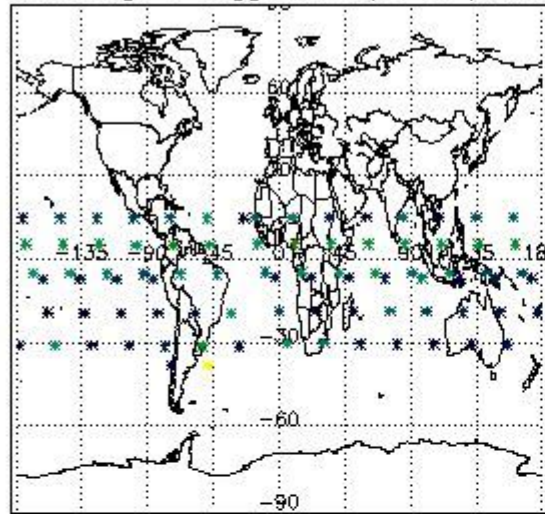
In this section it is plotted some information contained in the Quality Summary data set of the level 2 products. Only products in dark limb conditions and without errors (error flag in the MPH set to "0") are used.

3.1 Plot quality information per product (time dependant)

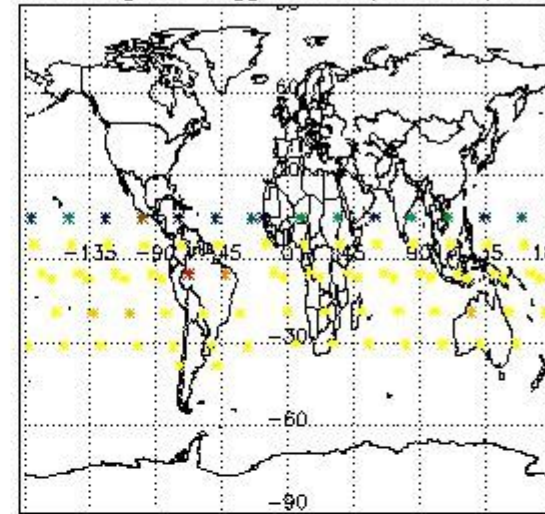


3.2 Plot quality information per product (world map)


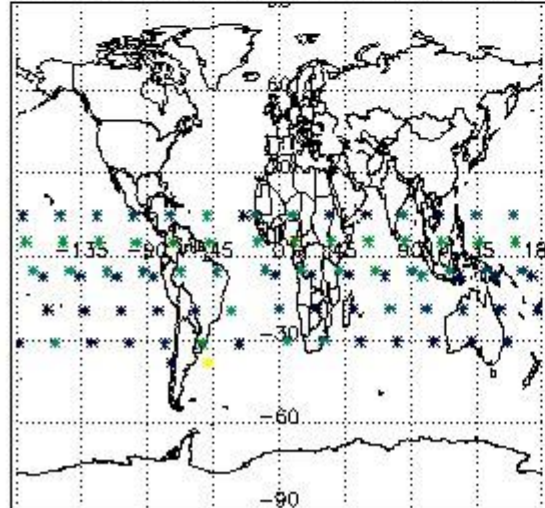
Percentage of flagged data per O3 profile



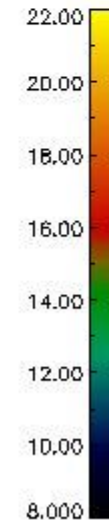
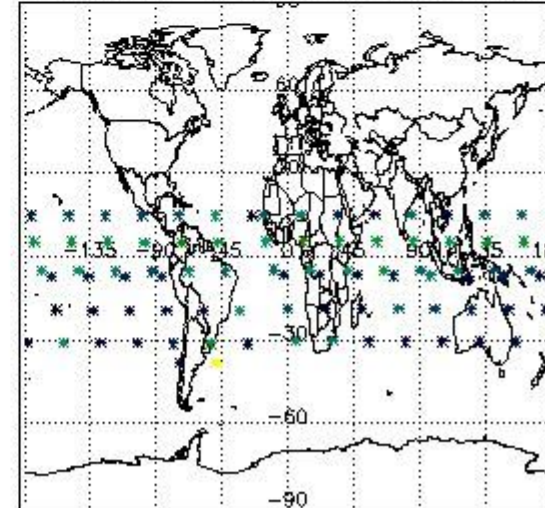
Percentage of flagged data per H2O profile



Percentage of flagged data per NO2 profile



Percentage of flagged data per NO3 profile

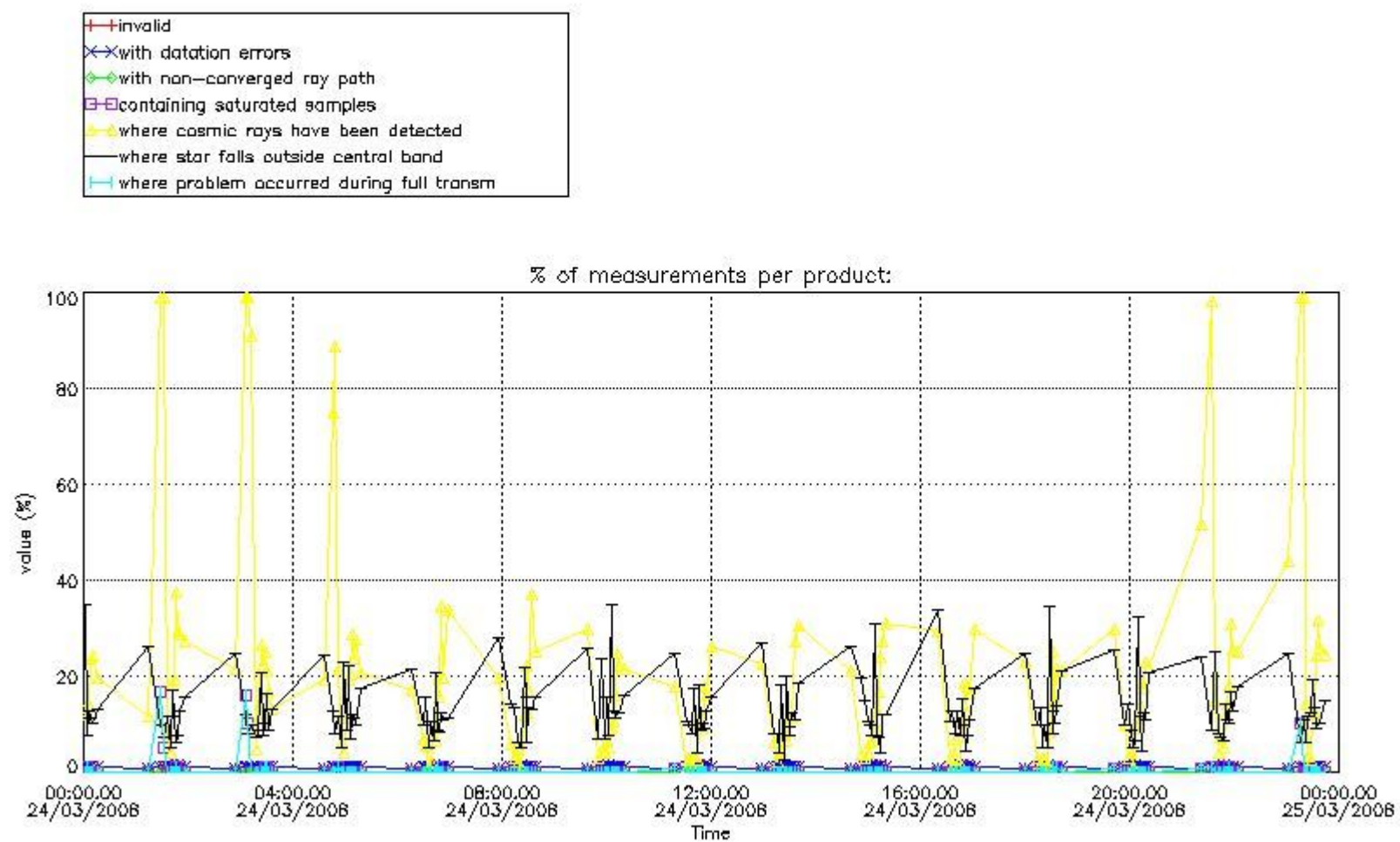


4. Level 1 quality information per product

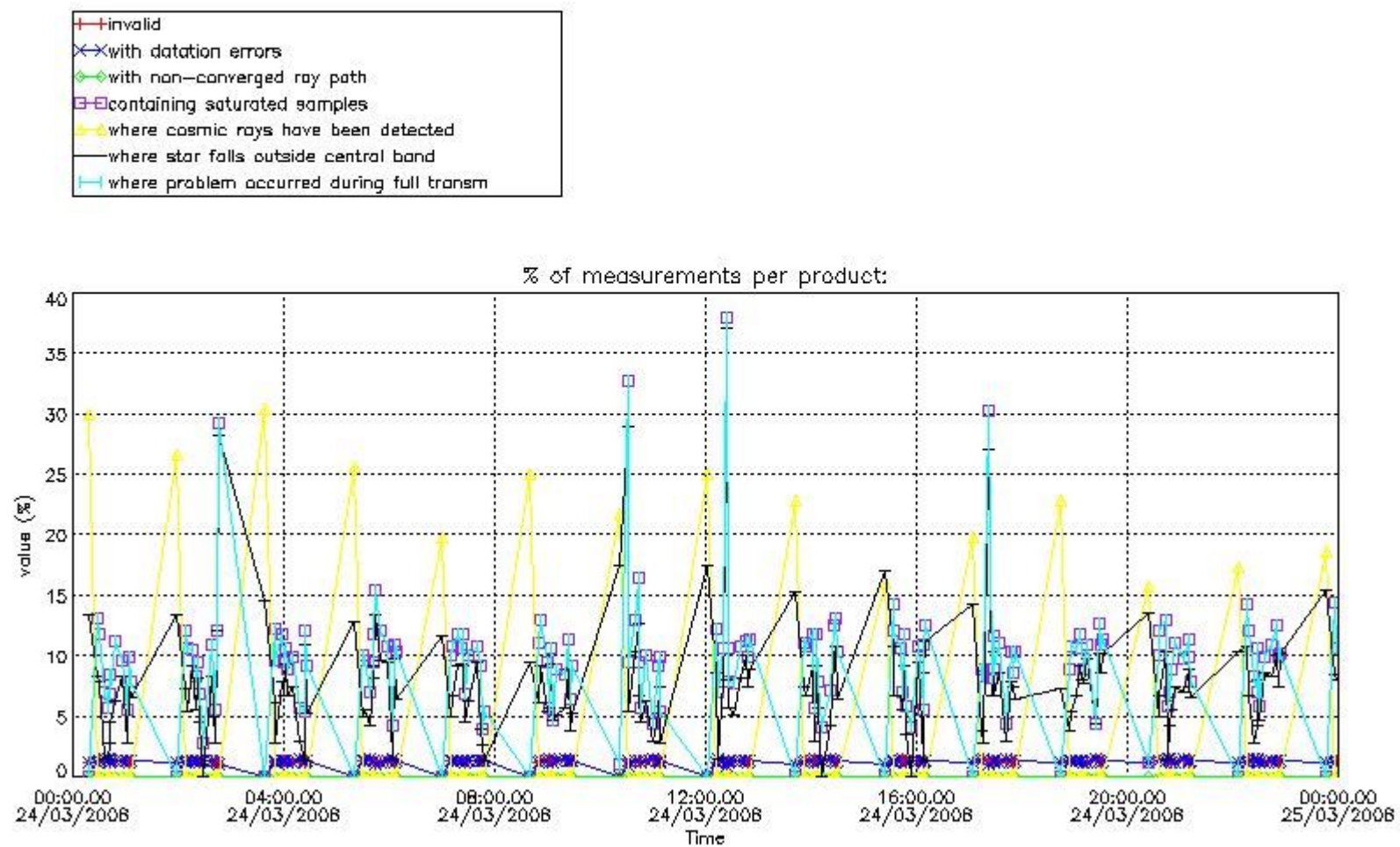
In this section it is plotted some information contained in the Quality Summary data set of the level 2 products that comes from the level 1b processing. Products without errors (error flag in the MPH set to "0") are used.

4.1 Plot quality information per product (time dependant) coming from level 1b processing

4.1.1 Plot level 1 quality information per product (time dependant): ENVISAT ASCENDING passes

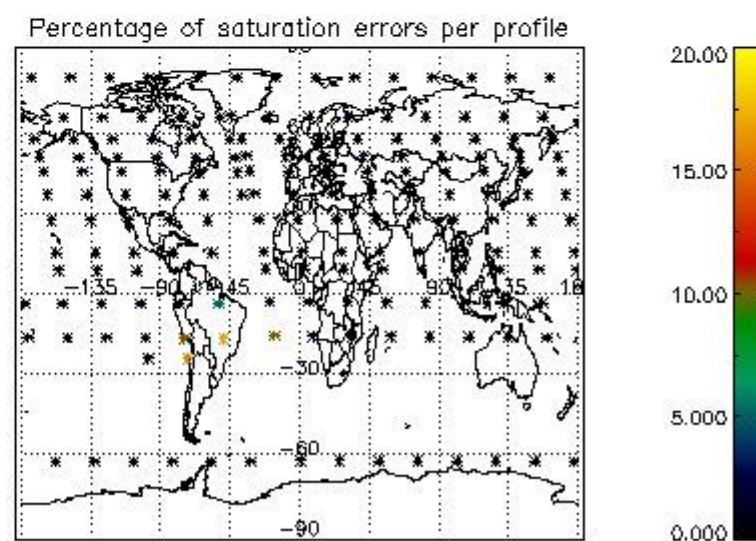
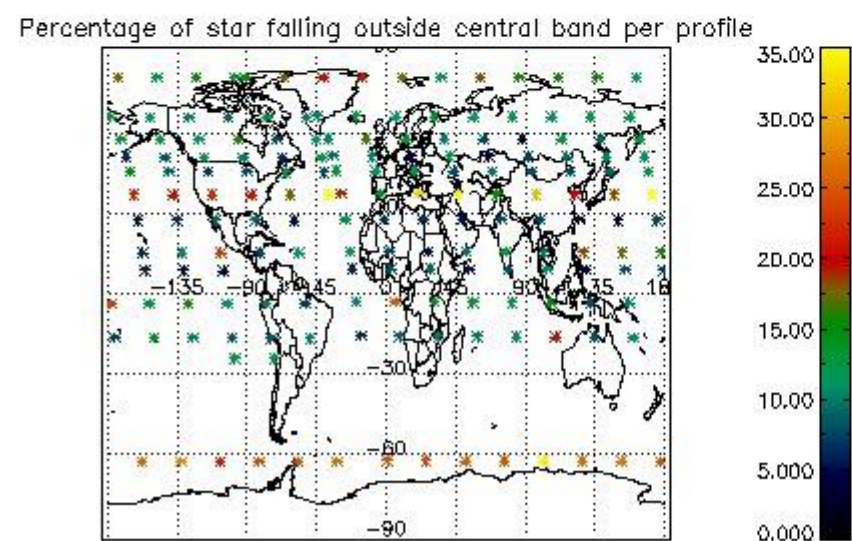
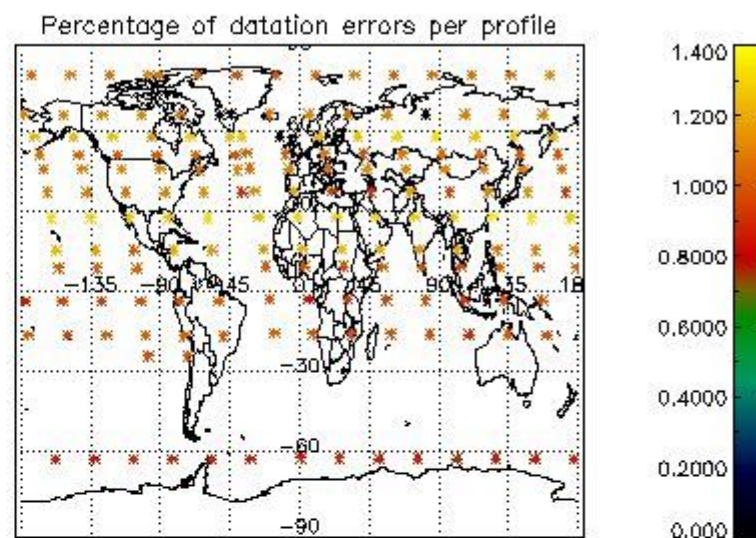
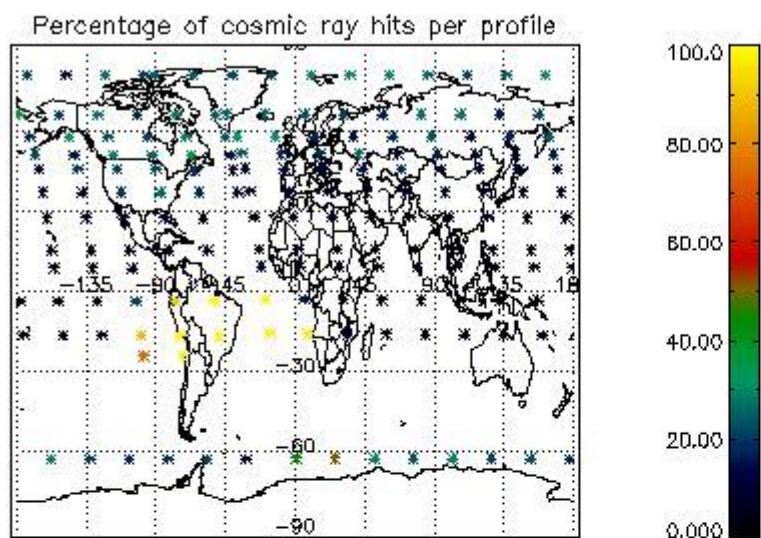


4.1.2 Plot level 1 quality information per product (time dependant): ENVI SAT DESCENDING passes

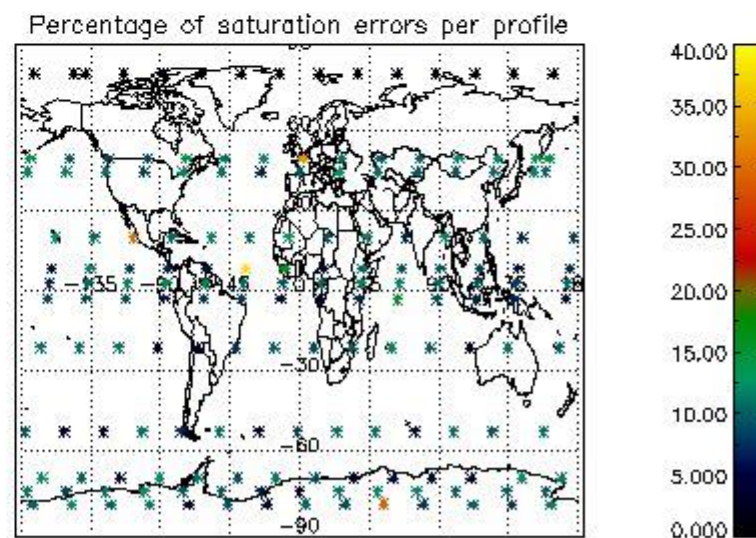
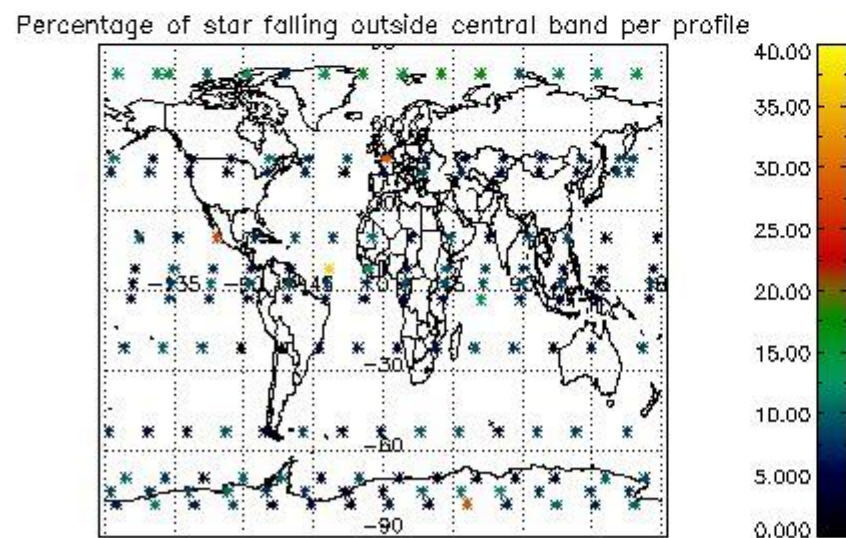
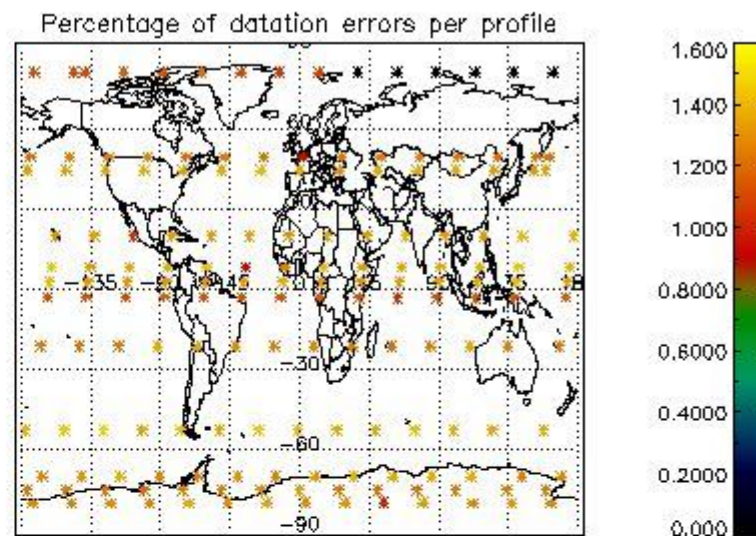
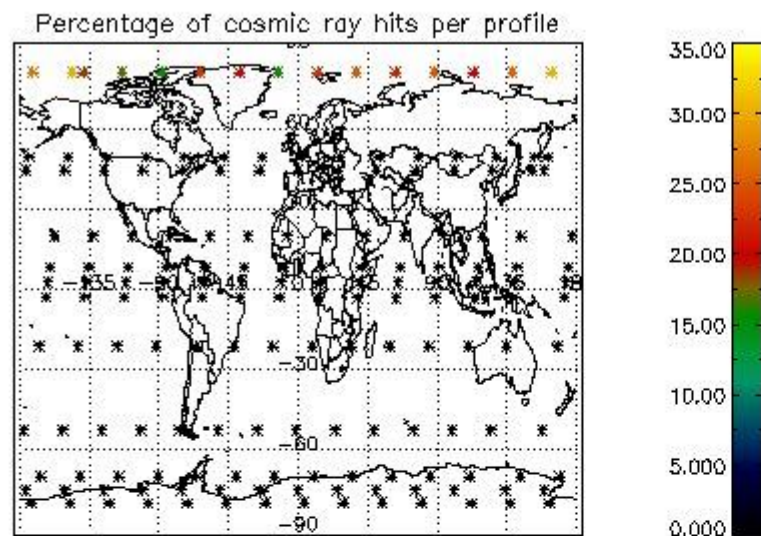


4.2 Plot quality information per product coming from level 1b processing (world map)

4.2.1 Plot level 1 quality information per product (world map): ENVISAT ASCENDING passes



4.2.2 Plot level 1 quality information per product (world map): ENVISAT DESCENDING passes



5. Trace gas profiles

5.1 Ozone statistics based on quality of products

The final quality of the products can be "measured" using the STD (Standard Deviation) attached to every point profile. This information is written to the parameter GOM_NL__2P/NL_LOCAL_SPECIES_DENSITY/o3_std of the level 2 products. The table below shows the statistics for given STD ranges.

The statistics are given with respect to the overall valid production:

- Products without fatal errors: GOM_NL__2P/MPH/PRODUCT_ERR=0
- Valid point profile: GOM_NL__2P/NL_LOCAL_SPECIES_DENSITY/pcd(0)=0

The 'Criteria' is applied to valid points of dark limb products:

- Products in dark limb illumination condition: GOM_NL__2P/NL_SUMMARY_QUALITY/obs_ill_cond=0
- Products without fatal errors: GOM_NL__2P/MPH/PRODUCT_ERR=0
- Valid point profile: GOM_NL__2P/NL_LOCAL_SPECIES_DENSITY/pcd(0)=0

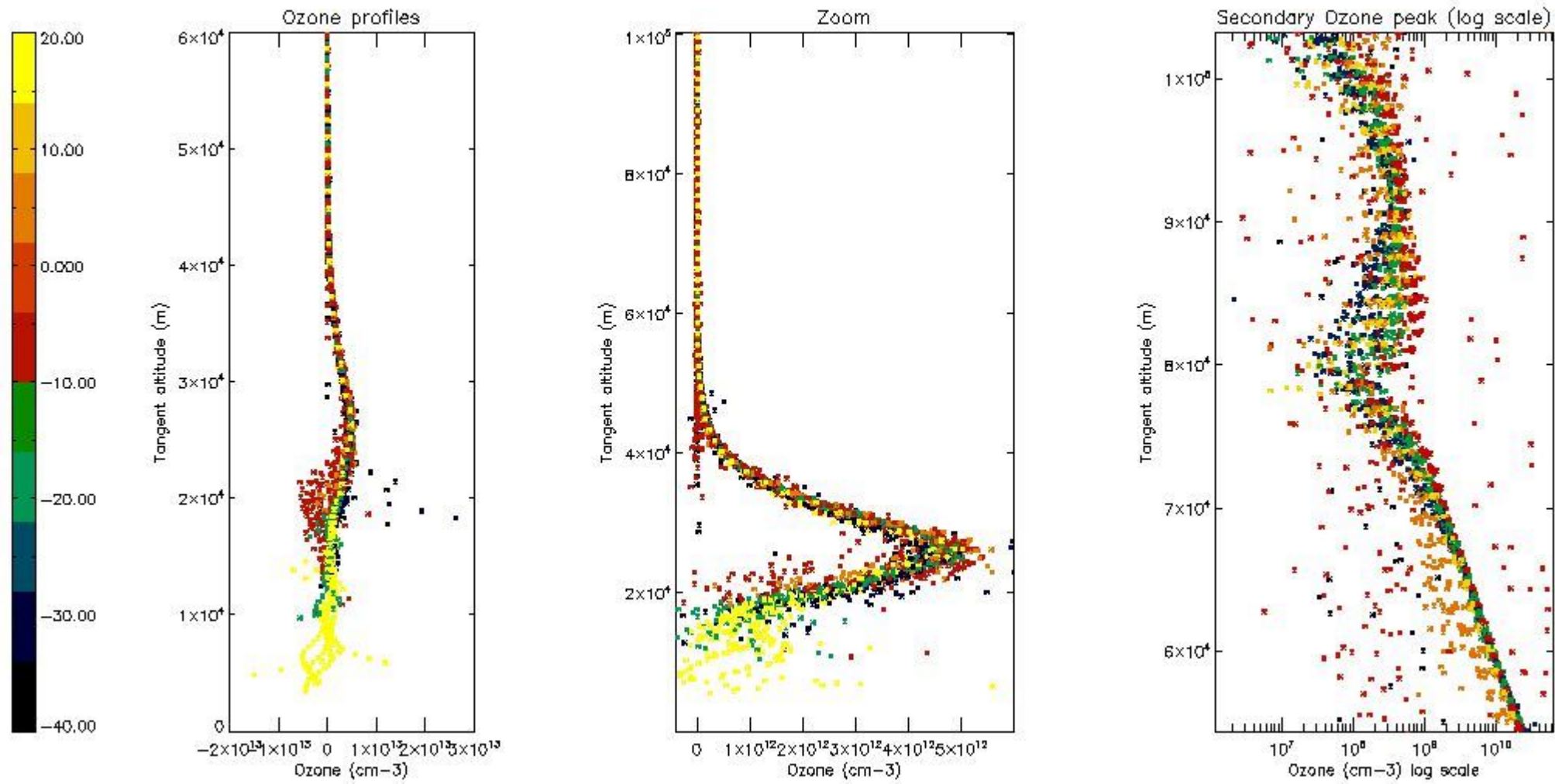
So, the table below shows the percentage of dark limb and valid observations for each criteria with respect to the overall valid daily observations.

Criteria	% of total production
All STD	27
STD < 20	15

STD < 10	12
STD < 5	9

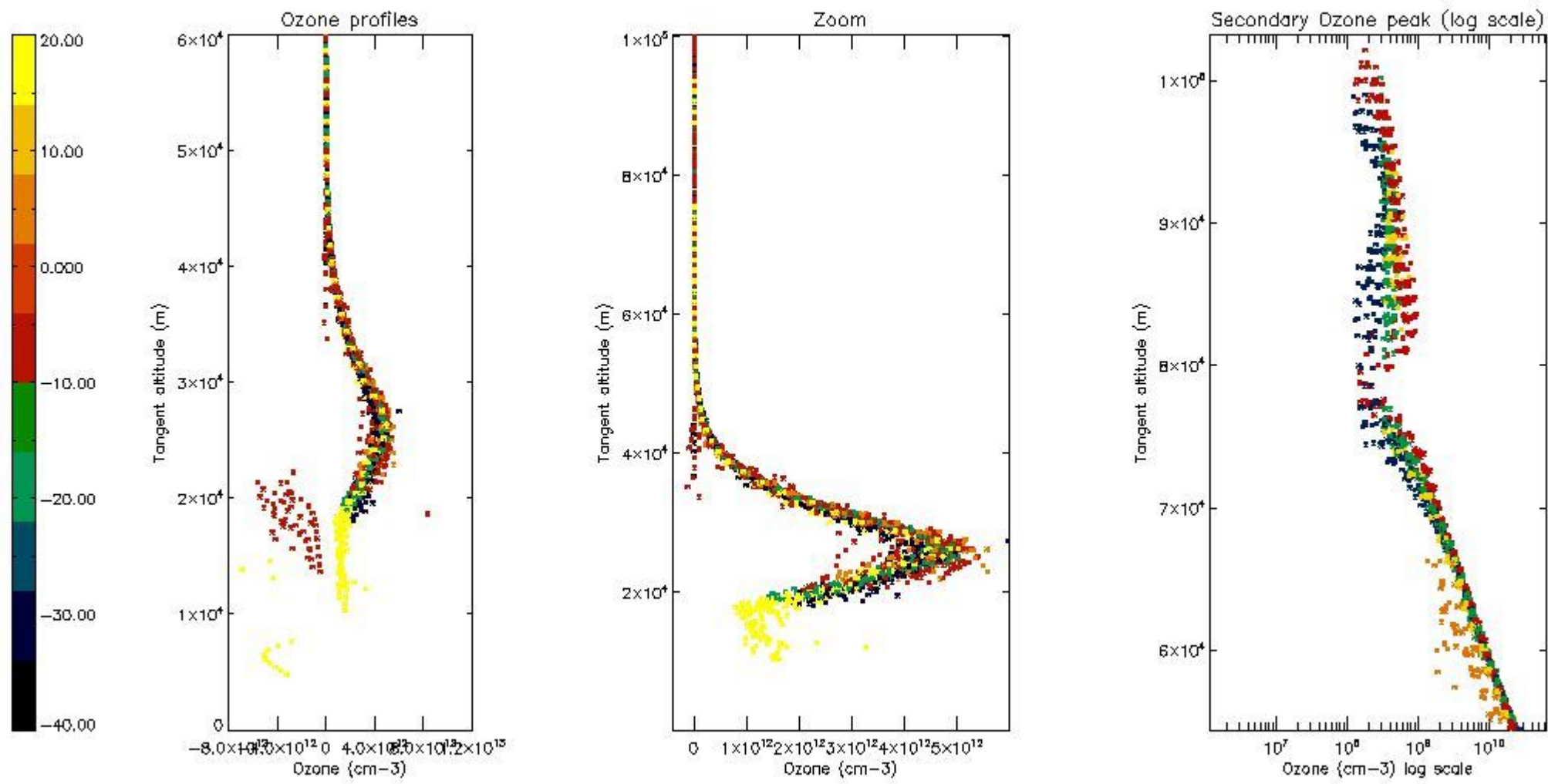
5.2 Plot ozone profiles for all STD (dark without errors)

The colorbar represents the latitude.



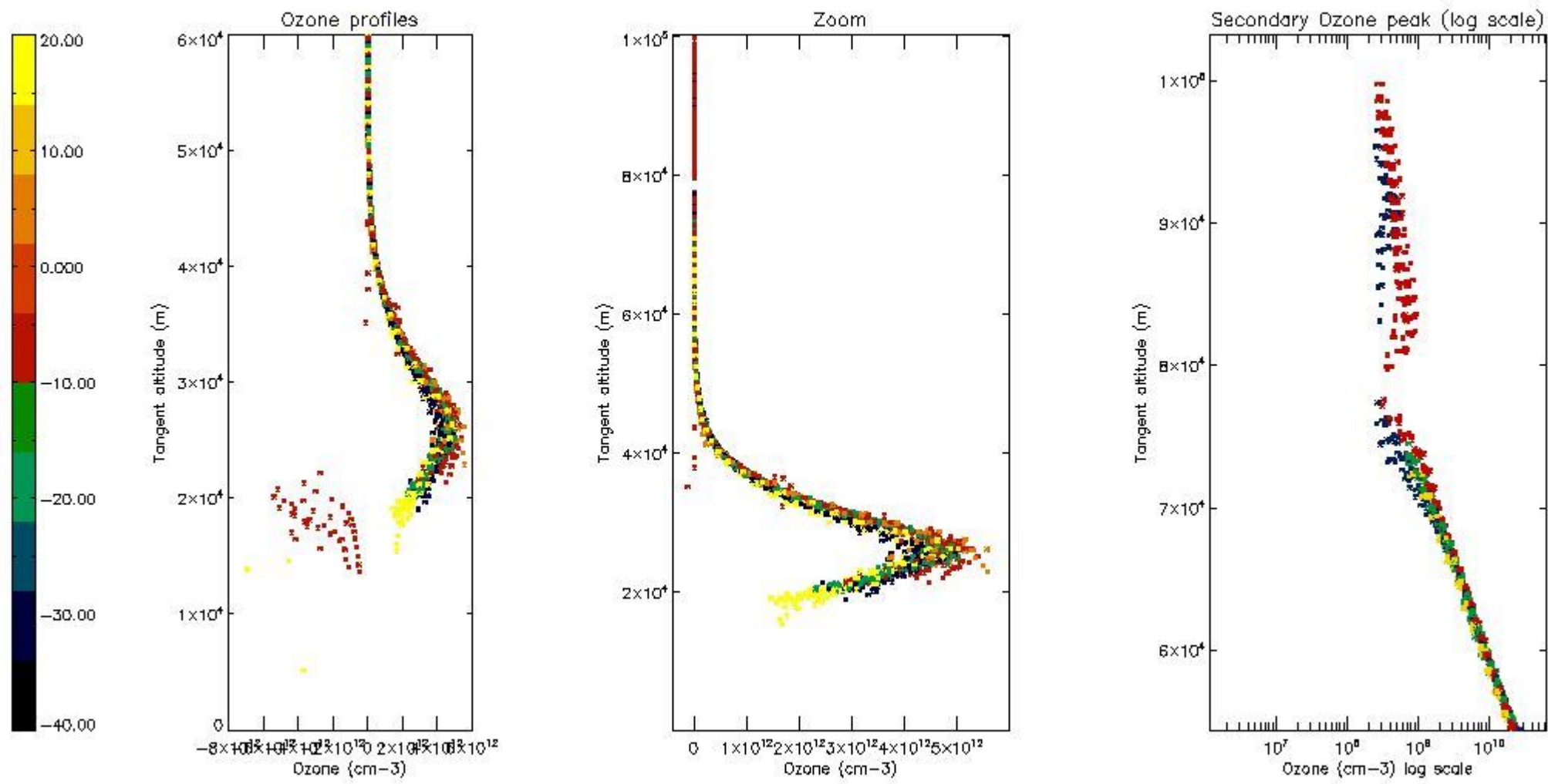
5.3 Plot ozone profiles where STD < 20% (dark without errors)

The colorbar represents the latitude.



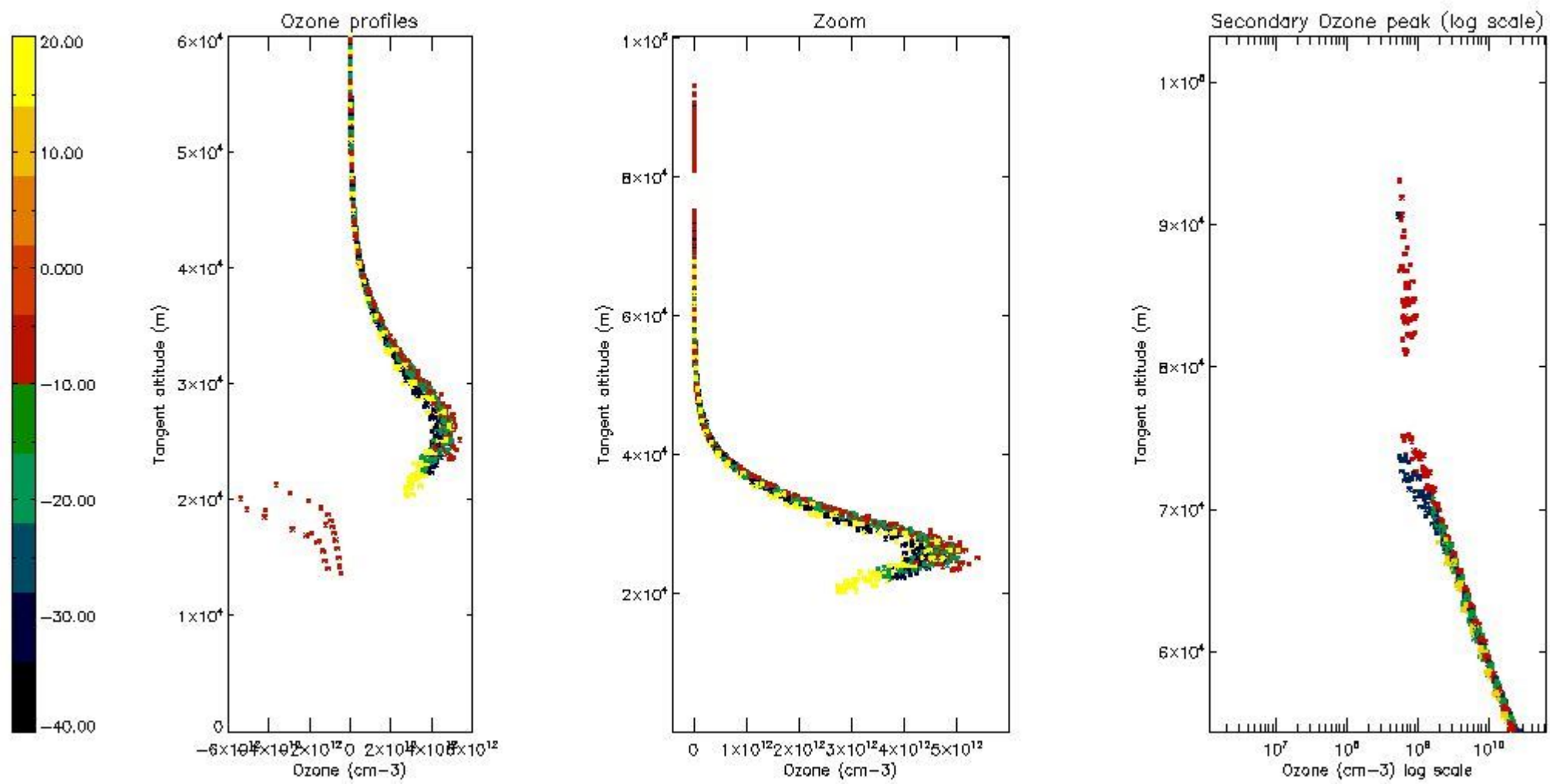
5.4 Plot ozone profiles where STD < 10% (dark without errors)

The colorbar represents the latitude.



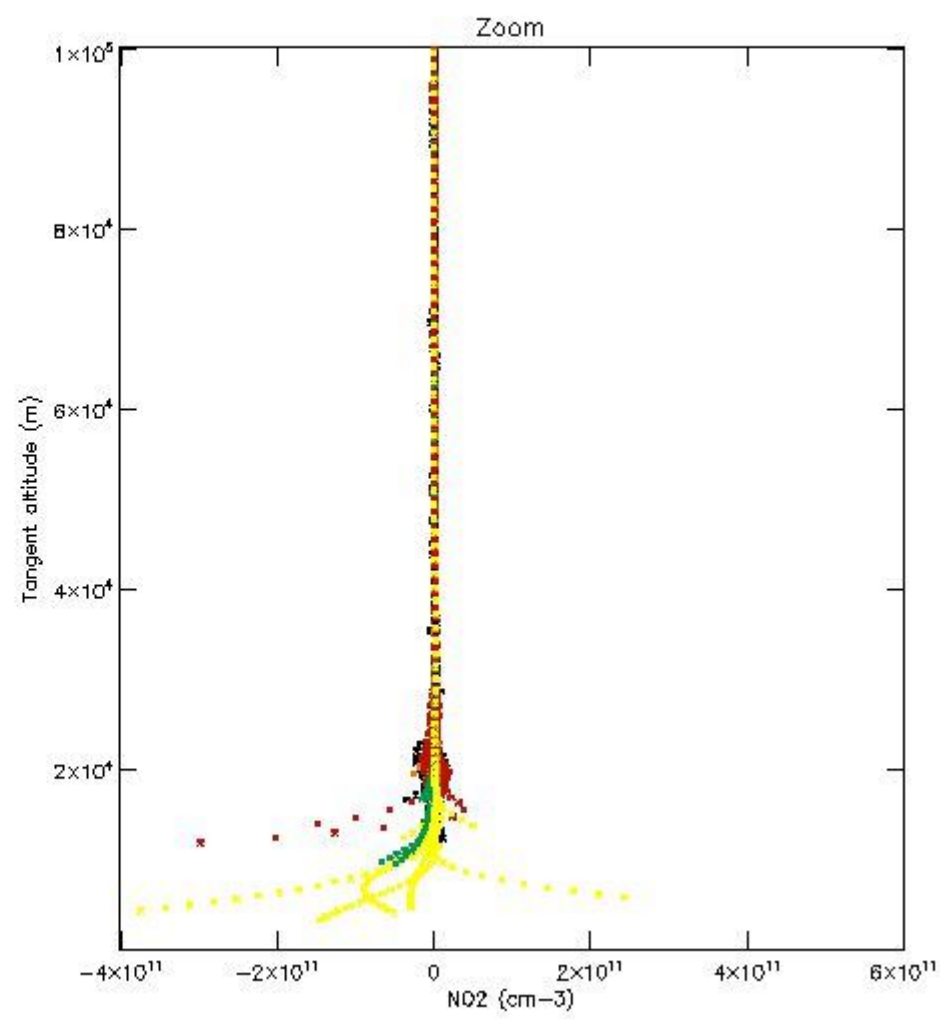
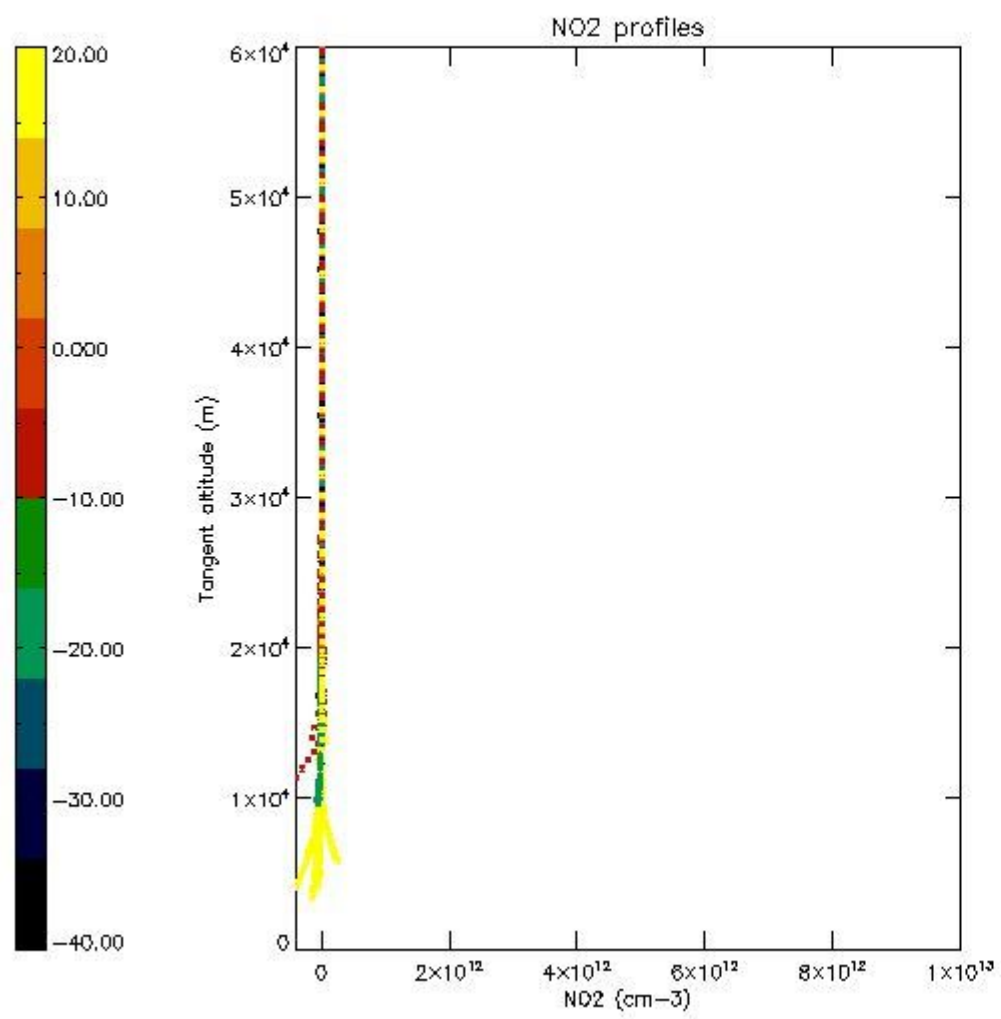
5.5 Plot ozone profiles where $STD < 5\%$ (dark without errors)

The colorbar represents the latitude.



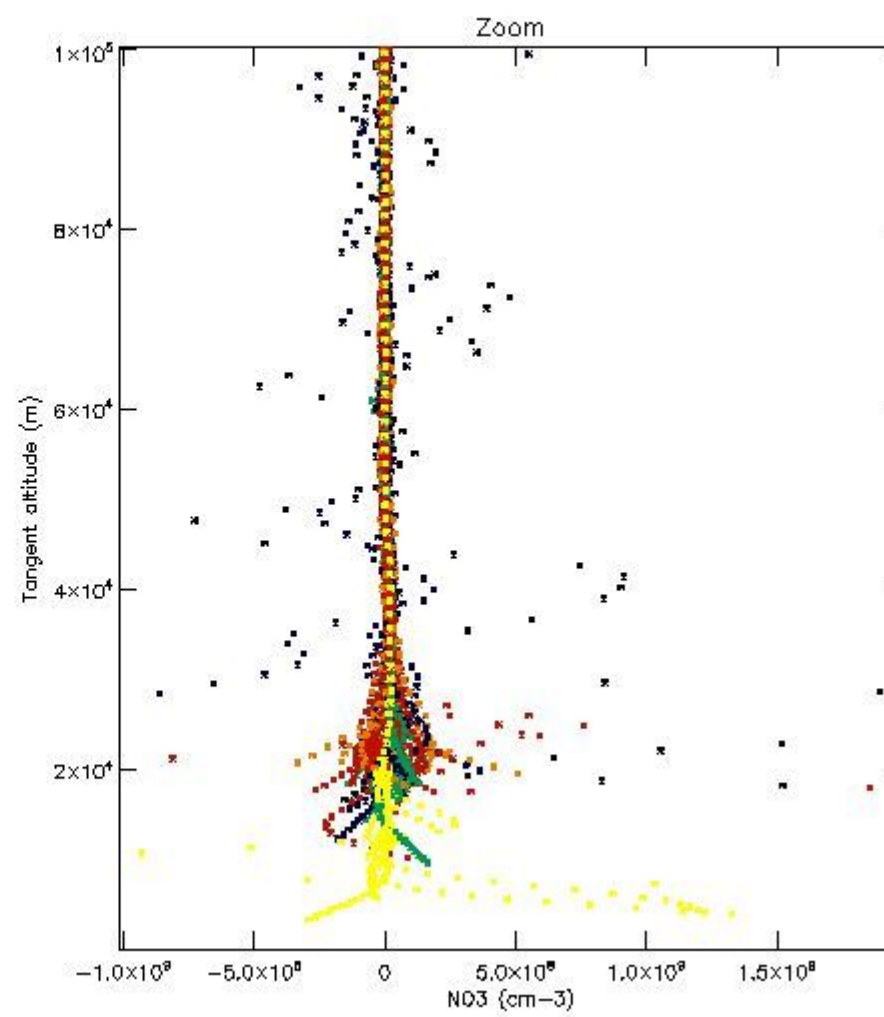
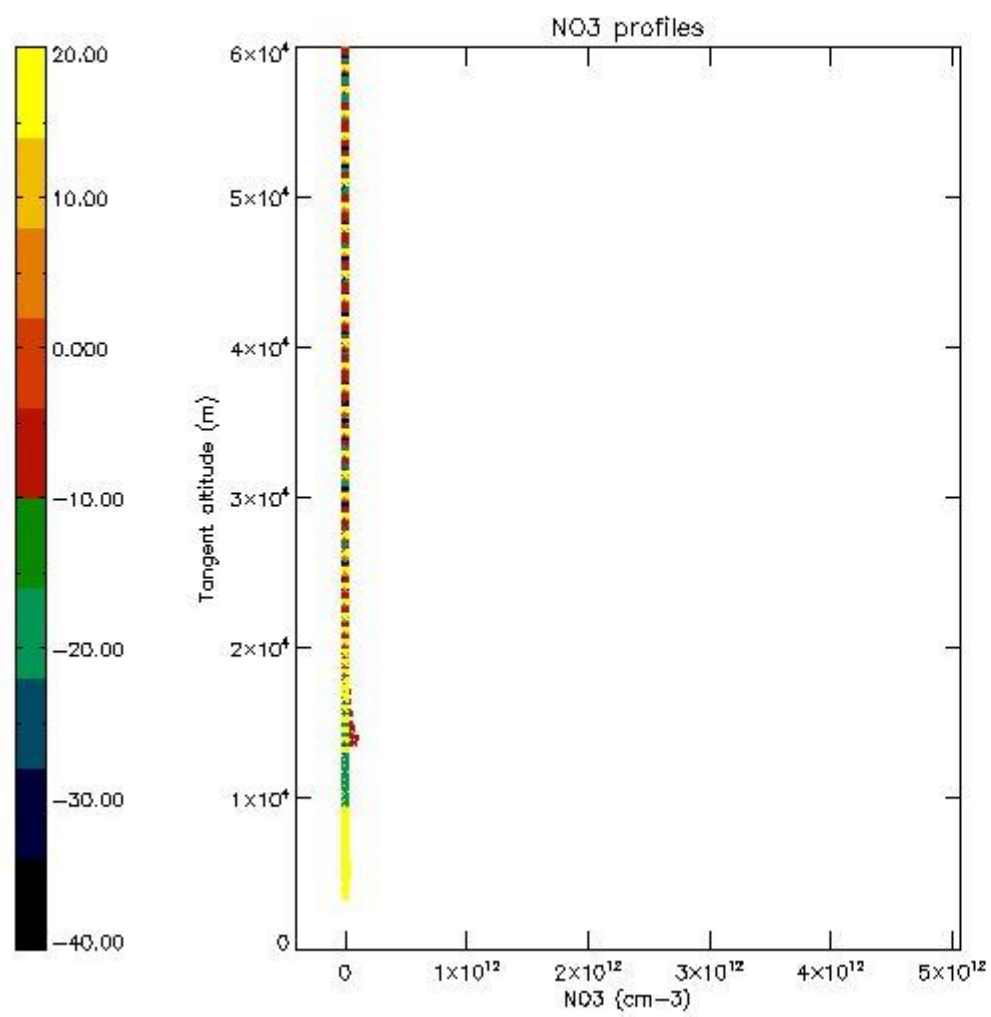
5.6 Plot NO₂ profiles for all STD (dark without errors)

The colorbar represents the latitude.



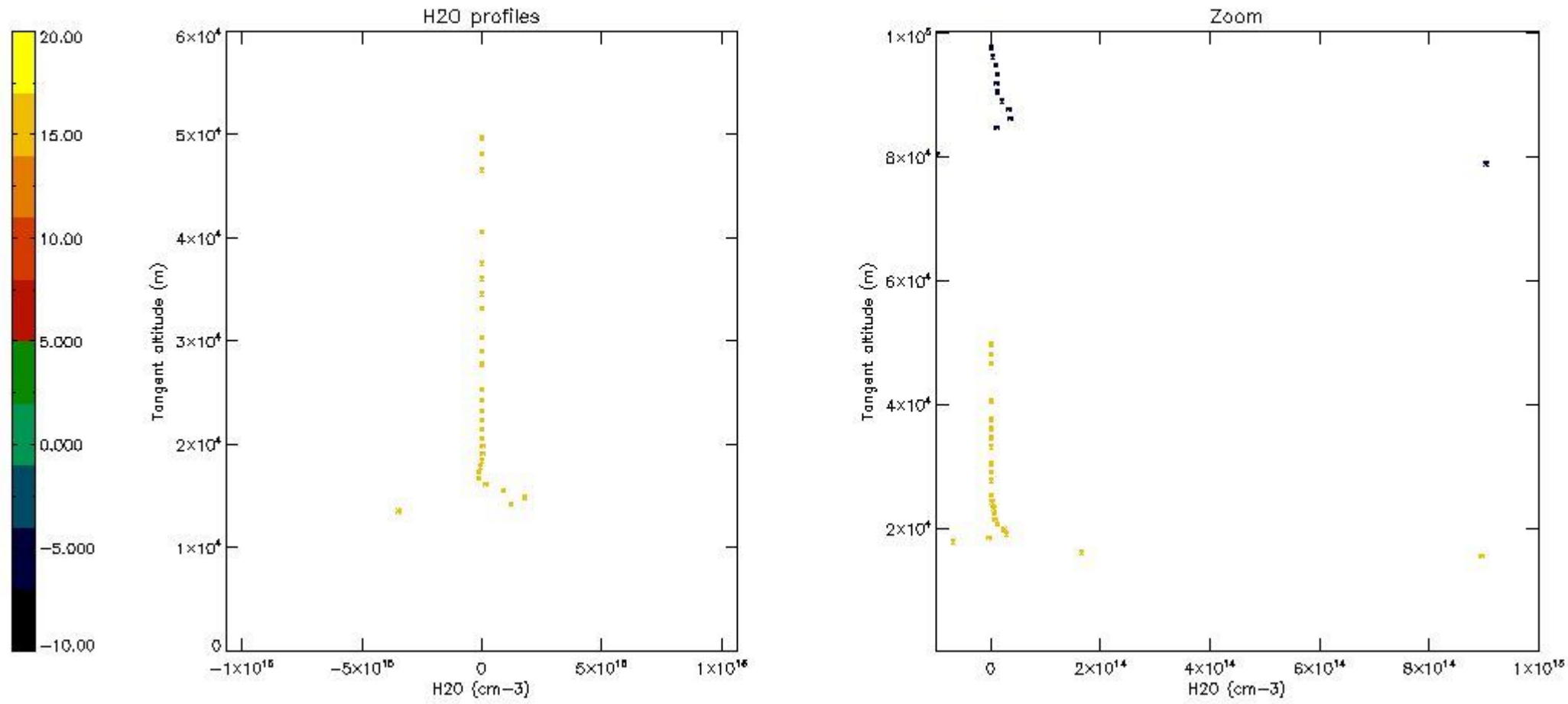
5.7 Plot NO3 profiles for all STD (dark without errors)

The colorbar represents the latitude.



5.8 Plot H2O profiles for all STD (only for occultations of stars 1,2,3,4,13,14,16,26,63 dark without errors)

The colorbar represents the latitude.



6. Auxiliary Data Files used for the production reported in section 2

The number reported in the third column indicates since which file (see list in section 2) the corresponding auxiliary file has been used. The fourth column is the date of those product files.

Type	Auxiliary Filename	Used since product	Used since product date
INST_PHYS_CHARACTERISTICS	GOM_INS_AXVIEC20091111_143220_20030716_120000_20500101_000000	1	24-MAR-2008 00:01:58
LEVEL-2_PROC_CONFIG	GOM_PR2_AXVIEC20091111_152718_20020301_000000_20500101_000000	1	24-MAR-2008 00:01:58
CROSS_SECTIONS_FILE	GOM_CRS_AXVIEC20091111_154832_20020301_000000_20500101_000000	1	24-MAR-2008 00:01:58

GOMOS Level 2 Daily Report

SUMMARY

[1. General Info](#)

[2. Summary of processed GOM_NL_2P products](#)

[3. Level 2 Quality information per product](#)

[3.1 Plot of level 2 quality information per product \(time dependant\)](#)

[3.2 Plot of level 2 quality information per product \(world map\)](#)

[4. Level 1 Quality information per product \(stored on level 2 products\)](#)

[4.1 Plot of level 1 quality information per product \(time dependant\)](#)

[4.1.1 Plot of level 1 quality information per product \(time dependant\): ASCENDING](#)

[4.1.2 Plot of level 1 quality information per product \(time dependant\): DESCENDING](#)

[4.2 Plot of level 1 quality information per product \(world map\)](#)

[4.2.1 Plot of level 1 quality information per product \(world map\): ASCENDING](#)

[4.2.2 Plot of level 1 quality information per product \(world map\): DESCENDING](#)

[5. Ozone profiles based on quality statistics and other trace gas profiles](#)

[5.1 Ozone statistics based on quality of products](#)

[5.2 Plot ozone profiles for all STD \(dark without errors\)](#)

[5.3 Plot ozone profiles where STD < 20% \(dark without errors\)](#)

[5.4. Plot ozone profiles where STD < 10% \(dark without errors\)](#)

[5.5. Plot ozone profiles where STD < 5% \(dark without errors\)](#)

[5.6 Plot NO2 profiles for all STD \(dark without errors\)](#)

[5.7 Plot NO3 profiles for all STD \(dark without errors\)](#)

[5.8 Plot H2O profiles \(only for occultations of stars 1,2,3,4,13,14,16,26,63 dark without errors\) for all STD](#)

[6. Auxiliary Data Files used for the production reported in section 2](#)

161	GOM_NL__2PRFIN20080324_110703_000000412067_00094_31711_7481.N1	24-MAR-2008 11:07:03	Bright	40.500	66	37Gam Cyg	2.2080	5900.0	81	31711	No
162	GOM_NL__2PRFIN20080324_110855_000000372067_00094_31711_7482.N1	24-MAR-2008 11:08:55	Bright	37.000	92	53Eps Cyg	2.5000	4500.0	74	31711	No
163	GOM_NL__2PRFIN20080324_111802_000000592067_00094_31711_7483.N1	24-MAR-2008 11:18:02	Tw_i_and_stray	58.500	11	53Alp Aql	0.76500	8000.0	117	31711	No
164	GOM_NL__2PRFIN20080324_113114_000000522067_00094_31711_7484.N1	24-MAR-2008 11:31:14	Dark	51.500	57	34Sig Sgr	2.0660	26000.	103	31711	No
165	GOM_NL__2PRFIN20080324_113450_000000512067_00094_31711_7485.N1	24-MAR-2008 11:34:50	Dark	50.500	38	20Eps Sgr	1.8360	11000.	101	31711	No
166	GOM_NL__2PRFIN20080324_113817_000000512067_00095_31712_7478.N1	24-MAR-2008 11:38:17	Dark	50.500	85	Kap Sco	2.4070	28000.	101	31712	No
167	GOM_NL__2PRFIN20080324_114007_000000462067_00095_31712_7479.N1	24-MAR-2008 11:40:07	Dark	46.000	141	Bet Ara	2.8400	4600.0	92	31712	No
168	GOM_NL__2PRFIN20080324_114330_000000382067_00095_31712_7480.N1	24-MAR-2008 11:43:30	Dark	37.500	134	Bet TrA	2.8100	6600.0	75	31712	No
169	GOM_NL__2PRFIN20080324_114613_000000442067_00095_31712_7481.N1	24-MAR-2008 11:46:13	Dark	44.000	4	Alp1Cen	-0.010000	5800.0	88	31712	No
170	GOM_NL__2PRFIN20080324_114839_000000452067_00095_31712_7482.N1	24-MAR-2008 11:48:39	Straylight	45.000	78	Alp Lup	2.3040	28000.	90	31712	No
171	GOM_NL__2PRFIN20080324_115013_000000492067_00095_31712_7483.N1	24-MAR-2008 11:50:13	Straylight	49.000	81	Eta Cen	2.3560	28000.	98	31712	No
172	GOM_NL__2PRFIN20080324_115208_000000392067_00095_31712_7484.N1	24-MAR-2008 11:52:08	Straylight	39.000	64	Gam Cen	2.2000	10600.	78	31712	No
173	GOM_NL__2PRFIN20080324_115433_000000472067_00095_31712_7485.N1	24-MAR-2008 11:54:33	Straylight	46.500	123	lot Cen	2.7500	10200.	93	31712	No
174	GOM_NL__2PRFIN20080324_115947_000000482067_00095_31712_7486.N1	24-MAR-2008 11:59:47	Straylight	47.500	106	9Bet Crv	2.6480	5600.0	95	31712	No
175	GOM_NL__2PRFIN20080324_120153_000000462067_00095_31712_7487.N1	24-MAR-2008 12:01:53	Tw_i_and_stray	46.000	100	4Gam Crv	2.5800	13100.	92	31712	No
176	GOM_NL__2PRFIN20080324_121206_000000412067_00095_31712_7488.N1	24-MAR-2008 12:12:06	Bright	41.000	62	94Bet Leo	2.1360	9700.0	82	31712	No
177	GOM_NL__2PRFIN20080324_121332_000000362067_00095_31712_7489.N1	24-MAR-2008 12:13:32	Bright	35.500	96	68Del Leo	2.5600	9300.0	71	31712	No
178	GOM_NL__2PRFIN20080324_122028_000000382067_00095_31712_7490.N1	24-MAR-2008 12:20:28	Bright	37.500	174	52Psi UMa	3.0040	4400.0	75	31712	No
179	GOM_NL__2PRFIN20080324_122345_000000542067_00095_31712_7491.N1	24-MAR-2008 12:23:45	Bright	54.000	82	48Bet UMa	2.3650	10600.	108	31712	No
180	GOM_NL__2PRFIN20080324_122517_000000382067_00095_31712_7492.N1	24-MAR-2008 12:25:17	Bright	37.500	36	50Alp UMa	1.8000	6300.0	75	31712	No
181	GOM_NL__2PRFIN20080324_122653_000000452067_00095_31712_7493.N1	24-MAR-2008 12:26:53	Bright	44.500	55	79Zet UMa	2.0600	10200.	89	31712	No
182	GOM_NL__2PRFIN20080324_123201_000000392067_00095_31712_7494.N1	24-MAR-2008 12:32:01	Bright	39.000	60	7Bet UMi	2.0810	3950.0	78	31712	No
183	GOM_NL__2PRFIN20080324_124054_000000372067_00095_31712_7495.N1	24-MAR-2008 12:40:54	Bright	37.000	89	5Alp Cep	2.4510	8000.0	74	31712	No
184	GOM_NL__2PRFIN20080324_124603_000000402067_00095_31712_7496.N1	24-MAR-2008 12:46:03	Bright	40.000	19	50Alp Cyg	1.2460	10500.	80	31712	No
185	GOM_NL__2PRFIN20080324_124739_000000412067_00095_31712_7497.N1	24-MAR-2008 12:47:39	Bright	40.500	66	37Gam Cyg	2.2080	5900.0	81	31712	No
186	GOM_NL__2PRFIN20080324_124931_000000402067_00095_31712_7498.N1	24-MAR-2008 12:49:31	Bright	39.500	92	53Eps Cyg	2.5000	4500.0	79	31712	No
187	GOM_NL__2PRFIN20080324_125838_000000602067_00095_31712_7499.N1	24-MAR-2008 12:58:38	Straylight	59.500	11	53Alp Aql	0.76500	8000.0	119	31712	No
188	GOM_NL__2PRFIN20080324_131151_000000502067_00095_31712_7500.N1	24-MAR-2008 13:11:51	Dark	50.000	57	34Sig Sgr	2.0660	26000.	100	31712	No
189	GOM_NL__2PRFIN20080324_131527_000000502067_00095_31712_7501.N1	24-MAR-2008 13:15:27	Dark	50.000	38	20Eps Sgr	1.8360	11000.	100	31712	No
190	GOM_NL__2PRFIN20080324_131854_000000492067_00096_31713_7486.N1	24-MAR-2008 13:18:54	Dark	49.000	85	Kap Sco	2.4070	28000.	98	31713	No
191	GOM_NL__2PRFIN20080324_132044_000000472067_00096_31713_7487.N1	24-MAR-2008 13:20:44	Dark	46.500	141	Bet Ara	2.8400	4600.0	93	31713	No
192	GOM_NL__2PRFIN20080324_132407_000000372067_00096_31713_7488.N1	24-MAR-2008 13:24:07	Dark	37.000	134	Bet TrA	2.8100	6600.0	74	31713	No
193	GOM_NL__2PRFIN20080324_132649_000000452067_00096_31713_7489.N1	24-MAR-2008 13:26:49	Dark	45.000	4	Alp1Cen	-0.010000	5800.0	90	31713	No
194	GOM_NL__2PRFIN20080324_132915_000000452067_00096_31713_7490.N1	24-MAR-2008 13:29:15	Straylight	45.000	78	Alp Lup	2.3040	28000.	90	31713	No
195	GOM_NL__2PRFIN20080324_133049_000000492067_00096_31713_7491.N1	24-MAR-2008 13:30:49	Straylight	48.500	81	Eta Cen	2.3560	28000.	97	31713	No
196	GOM_NL__2PRFIN20080324_133244_000000402067_00096_31713_7492.N1	24-MAR-2008 13:32:44	Straylight	40.000	64	Gam Cen	2.2000	10600.	80	31713	No
197	GOM_NL__2PRFIN20080324_133510_000000462067_00096_31713_7493.N1	24-MAR-2008 13:35:10	Straylight	46.000	123	lot Cen	2.7500	10200.	92	31713	No
198	GOM_NL__2PRFIN20080324_134023_000000492067_00096_31713_7494.N1	24-MAR-2008 13:40:23	Straylight	49.000	106	9Bet Crv	2.6480	5600.0	98	31713	No
199	GOM_NL__2PRFIN20080324_134229_000000462067_00096_31713_7495.N1	24-MAR-2008 13:42:29	Tw_i_and_stray	46.000	100	4Gam Crv	2.5800	13100.	92	31713	No
200	GOM_NL__2PRFIN20080324_135242_000000412067_00096_31713_7496.N1	24-MAR-2008 13:52:42	Bright	40.500	62	94Bet Leo	2.1360	9700.0	81	31713	No
201	GOM_NL__2PRFIN20080324_135408_000000372067_00096_31713_7497.N1	24-MAR-2008 13:54:08	Bright	37.000	96	68Del Leo	2.5600	9300.0	74	31713	No
202	GOM_NL__2PRFIN20080324_140103_000000382067_00096_31713_7498.N1	24-MAR-2008 14:01:03	Bright	38.000	174	52Psi UMa	3.0040	4400.0	76	31713	No
203	GOM_NL__2PRFIN20080324_140421_000000352067_00096_31713_7499.N1	24-MAR-2008 14:04:21	Bright	35.000	82	48Bet UMa	2.3650	10600.	70	31713	No
204	GOM_NL__2PRFIN20080324_140553_000000382067_00096_31713_7500.N1	24-MAR-2008 14:05:53	Bright	38.000	36	50Alp UMa	1.8000	6300.0	76	31713	No
205	GOM_NL__2PRFIN20080324_140729_000000452067_00096_31713_7501.N1	24-MAR-2008 14:07:29	Bright	44.500	55	79Zet UMa	2.0600	10200.	89	31713	No
206	GOM_NL__2PRFIN20080324_141237_000000372067_00096_31713_7502.N1	24-MAR-2008 14:12:37	Bright	37.000	60	7Bet UMi	2.0810	3950.0	74	31713	No
207	GOM_NL__2PRFIN20080324_142130_000000352067_00096_31713_7503.N1	24-MAR-2008 14:21:30	Bright	35.000	89	5Alp Cep	2.4510	8000.0	70	31713	No
208	GOM_NL__2PRFIN20080324_142639_000000402067_00096_31713_7504.N1	24-MAR-2008 14:26:39	Bright	40.000	19	50Alp Cyg	1.2460	10500.	80	31713	No
209	GOM_NL__2PRFIN20080324_142815_000000422067_00096_31713_7505.N1	24-MAR-2008 14:28:15	Bright	42.000	66	37Gam Cyg	2.2080	5900.0	84	31713	No
210	GOM_NL__2PRFIN20080324_143007_000000392067_00096_31713_7506.N1	24-MAR-2008 14:30:07	Bright	39.000	92	53Eps Cyg	2.5000	4500.0	78	31713	No
211	GOM_NL__2PRFIN20080324_143915_000000592067_00096_31713_7507.N1	24-MAR-2008 14:39:15	Straylight	59.000	11	53Alp Aql	0.76500	8000.0	118	31713	No
212	GOM_NL__2PRFIN20080324_145228_000000572067_00096_31713_7508.N1	24-MAR-2008 14:52:28	Dark	56.500	57	34Sig Sgr	2.0660	26000.	113	31713	No
213	GOM_NL__2PRFIN20080324_145604_000000542067_00096_31713_7509.N1	24-MAR-2008 14:56:04	Dark	53.500	38	20Eps Sgr	1.8360	11000.	107	31713	No
214	GOM_NL__2PRFIN20080324_145931_000000522067_00097_31714_7505.N1	24-MAR-2008 14:59:31	Dark	52.000	85	Kap Sco	2.4070	28000.	104	31714	No
215	GOM_NL__2PRFIN20080324_150120_000000422067_00097_31714_7506.N1	24-MAR-2008 15:01:20	Dark	41.500	141	Bet Ara	2.8400	4600.0	83	31714	No
216	GOM_NL__2PRFIN20080324_150443_000000392067_00097_31714_7507.N1	24-MAR-2008 15:04:43	Dark	39.000	134	Bet TrA	2.8100	6600.0	78	31714	No
217	GOM_NL__2PRFIN20080324_150726_000000522067_00097_31714_7508.N1	24-MAR-2008 15:07:26	Dark	52.000	4	Alp1Cen	-0.010000	5800.0	104	31714	No
218	GOM_NL__2PRFIN20080324_150952_000000452067_00097_31714_7509.N1	24-MAR-2008 15:09:52	Straylight	45.000	78	Alp Lup	2.3040	28000.	90	31714	No
219	GOM_NL__2PRFIN20080324_151126_000000482067_00097_31714_7510.N1	24-MAR-2008 15:11:26	Straylight	48.000	81	Eta Cen	2.3560	28000.	96	31714	No

220	GOM_NL__2PRFIN20080324_151320_000000382067_00097_31714_7511.N1	24-MAR-2008 15:13:20	Straylight	37.500	64	Gam Cen	2.2000	10600.	75	31714	No
221	GOM_NL__2PRFIN20080324_151546_000000462067_00097_31714_7512.N1	24-MAR-2008 15:15:46	Straylight	46.000	123	lot Cen	2.7500	10200.	92	31714	No
222	GOM_NL__2PRFIN20080324_152059_000000462067_00097_31714_7513.N1	24-MAR-2008 15:20:59	Straylight	45.500	106	9Bet Crv	2.6480	5600.0	91	31714	No
223	GOM_NL__2PRFIN20080324_152305_000000472067_00097_31714_7514.N1	24-MAR-2008 15:23:05	Twl_and_stray	47.000	100	4Gam Crv	2.5800	13100.	94	31714	No
224	GOM_NL__2PRFIN20080324_153318_000000422067_00097_31714_7515.N1	24-MAR-2008 15:33:18	Bright	42.000	62	94Bet Leo	2.1360	9700.0	84	31714	No
225	GOM_NL__2PRFIN20080324_153444_000000382067_00097_31714_7516.N1	24-MAR-2008 15:34:44	Bright	37.500	96	68Del Leo	2.5600	9300.0	75	31714	No
226	GOM_NL__2PRFIN20080324_154139_000000382067_00097_31714_7517.N1	24-MAR-2008 15:41:39	Bright	37.500	174	52Psi UMa	3.0040	4400.0	75	31714	No
227	GOM_NL__2PRFIN20080324_154457_000000362067_00097_31714_7518.N1	24-MAR-2008 15:44:57	Bright	36.000	82	48Bet UMa	2.3650	10600.	72	31714	No
228	GOM_NL__2PRFIN20080324_154629_000000382067_00097_31714_7519.N1	24-MAR-2008 15:46:29	Bright	38.000	36	50Alp UMa	1.8000	6300.0	76	31714	No
229	GOM_NL__2PRFIN20080324_154804_000000442067_00097_31714_7520.N1	24-MAR-2008 15:48:04	Bright	43.500	55	79Zet UMa	2.0600	10200.	87	31714	No
230	GOM_NL__2PRFIN20080324_155312_000000372067_00097_31714_7521.N1	24-MAR-2008 15:53:12	Bright	37.000	60	7Bet UMi	2.0810	3950.0	74	31714	No
231	GOM_NL__2PRFIN20080324_160206_000000372067_00097_31714_7522.N1	24-MAR-2008 16:02:06	Bright	37.000	89	5Alp Cep	2.4510	8000.0	74	31714	No
232	GOM_NL__2PRFIN20080324_160715_000000372067_00097_31714_7523.N1	24-MAR-2008 16:07:15	Bright	36.500	19	50Alp Cyg	1.2460	10500.	73	31714	No
233	GOM_NL__2PRFIN20080324_160851_000000412067_00097_31714_7524.N1	24-MAR-2008 16:08:51	Bright	41.000	66	37Gam Cyg	2.2080	5900.0	82	31714	No
234	GOM_NL__2PRFIN20080324_161043_000000402067_00097_31714_7525.N1	24-MAR-2008 16:10:43	Bright	40.000	92	53Eps Cyg	2.5000	4500.0	80	31714	No
235	GOM_NL__2PRFIN20080324_161951_000000672067_00097_31714_7526.N1	24-MAR-2008 16:19:51	Straylight	66.500	11	53Alp Aql	0.76500	8000.0	133	31714	No
236	GOM_NL__2PRFIN20080324_163305_000000522067_00097_31714_7527.N1	24-MAR-2008 16:33:05	Dark	51.500	57	34Sig Sgr	2.0660	26000.	103	31714	No
237	GOM_NL__2PRFIN20080324_163641_000000522067_00097_31714_7528.N1	24-MAR-2008 16:36:41	Dark	51.500	38	20Eps Sgr	1.8360	11000.	103	31714	No
238	GOM_NL__2PRFIN20080324_164008_000000512067_00098_31715_7524.N1	24-MAR-2008 16:40:08	Dark	50.500	85	Kap Sco	2.4070	28000.	101	31715	No
239	GOM_NL__2PRFIN20080324_164157_000000442067_00098_31715_7525.N1	24-MAR-2008 16:41:57	Dark	43.500	141	Bet Ara	2.8400	4600.0	87	31715	No
240	GOM_NL__2PRFIN20080324_164520_000000392067_00098_31715_7526.N1	24-MAR-2008 16:45:20	Dark	39.000	134	Bet TrA	2.8100	6600.0	78	31715	No
241	GOM_NL__2PRFIN20080324_164802_000000432067_00098_31715_7527.N1	24-MAR-2008 16:48:02	Dark	43.000	4	Alp1Cen	-0.010000	5800.0	86	31715	No
242	GOM_NL__2PRFIN20080324_165029_000000462067_00098_31715_7528.N1	24-MAR-2008 16:50:29	Straylight	46.000	78	Alp Lup	2.3040	28000.	92	31715	No
243	GOM_NL__2PRFIN20080324_165203_000000472067_00098_31715_7529.N1	24-MAR-2008 16:52:03	Straylight	47.000	81	Eta Cen	2.3560	28000.	94	31715	No
244	GOM_NL__2PRFIN20080324_165357_000000392067_00098_31715_7530.N1	24-MAR-2008 16:53:57	Straylight	39.000	64	Gam Cen	2.2000	10600.	78	31715	No
245	GOM_NL__2PRFIN20080324_165623_000000462067_00098_31715_7531.N1	24-MAR-2008 16:56:23	Straylight	45.500	123	lot Cen	2.7500	10200.	91	31715	No
246	GOM_NL__2PRFIN20080324_170135_000000492067_00098_31715_7532.N1	24-MAR-2008 17:01:35	Straylight	48.500	106	9Bet Crv	2.6480	5600.0	97	31715	No
247	GOM_NL__2PRFIN20080324_170341_000000462067_00098_31715_7533.N1	24-MAR-2008 17:03:41	Twl_and_stray	45.500	100	4Gam Crv	2.5800	13100.	91	31715	No
248	GOM_NL__2PRFIN20080324_171354_000000402067_00098_31715_7534.N1	24-MAR-2008 17:13:54	Bright	39.500	62	94Bet Leo	2.1360	9700.0	79	31715	No
249	GOM_NL__2PRFIN20080324_171520_000000362067_00098_31715_7535.N1	24-MAR-2008 17:15:20	Bright	36.000	96	68Del Leo	2.5600	9300.0	72	31715	No
250	GOM_NL__2PRFIN20080324_172215_000000482067_00098_31715_7536.N1	24-MAR-2008 17:22:15	Bright	48.000	174	52Psi UMa	3.0040	4400.0	96	31715	No
251	GOM_NL__2PRFIN20080324_172533_000000372067_00098_31715_7537.N1	24-MAR-2008 17:25:33	Bright	37.000	82	48Bet UMa	2.3650	10600.	74	31715	No
252	GOM_NL__2PRFIN20080324_172704_000000392067_00098_31715_7538.N1	24-MAR-2008 17:27:04	Bright	38.500	36	50Alp UMa	1.8000	6300.0	77	31715	No
253	GOM_NL__2PRFIN20080324_172839_000000452067_00098_31715_7539.N1	24-MAR-2008 17:28:39	Bright	45.000	55	79Zet UMa	2.0600	10200.	90	31715	No
254	GOM_NL__2PRFIN20080324_173348_000000412067_00098_31715_7540.N1	24-MAR-2008 17:33:48	Bright	40.500	60	7Bet UMi	2.0810	3950.0	81	31715	No
255	GOM_NL__2PRFIN20080324_174242_000000342067_00098_31715_7541.N1	24-MAR-2008 17:42:42	Bright	34.000	89	5Alp Cep	2.4510	8000.0	68	31715	No
256	GOM_NL__2PRFIN20080324_174751_000000392067_00098_31715_7542.N1	24-MAR-2008 17:47:51	Bright	38.500	19	50Alp Cyg	1.2460	10500.	77	31715	No
257	GOM_NL__2PRFIN20080324_174927_000000412067_00098_31715_7543.N1	24-MAR-2008 17:49:27	Bright	40.500	66	37Gam Cyg	2.2080	5900.0	81	31715	No
258	GOM_NL__2PRFIN20080324_175119_000000392067_00098_31715_7544.N1	24-MAR-2008 17:51:19	Bright	39.000	92	53Eps Cyg	2.5000	4500.0	78	31715	No
259	GOM_NL__2PRFIN20080324_180028_000000592067_00098_31715_7545.N1	24-MAR-2008 18:00:28	Straylight	58.500	11	53Alp Aql	0.76500	8000.0	117	31715	No
260	GOM_NL__2PRFIN20080324_181342_000000512067_00098_31715_7546.N1	24-MAR-2008 18:13:42	Dark	51.000	57	34Sig Sgr	2.0660	26000.	102	31715	No
261	GOM_NL__2PRFIN20080324_181718_000000532067_00098_31715_7547.N1	24-MAR-2008 18:17:18	Dark	52.500	38	20Eps Sgr	1.8360	11000.	105	31715	No
262	GOM_NL__2PRFIN20080324_182045_000000502067_00099_31716_7536.N1	24-MAR-2008 18:20:45	Dark	49.500	85	Kap Sco	2.4070	28000.	99	31716	No
263	GOM_NL__2PRFIN20080324_182234_000000422067_00099_31716_7537.N1	24-MAR-2008 18:22:34	Dark	41.500	141	Bet Ara	2.8400	4600.0	83	31716	No
264	GOM_NL__2PRFIN20080324_182556_000000382067_00099_31716_7538.N1	24-MAR-2008 18:25:56	Dark	38.000	134	Bet TrA	2.8100	6600.0	76	31716	No
265	GOM_NL__2PRFIN20080324_182839_000000552067_00099_31716_7539.N1	24-MAR-2008 18:28:39	Dark	55.000	4	Alp1Cen	-0.010000	5800.0	110	31716	No
266	GOM_NL__2PRFIN20080324_183106_000000452067_00099_31716_7540.N1	24-MAR-2008 18:31:06	Straylight	44.500	78	Alp Lup	2.3040	28000.	89	31716	No
267	GOM_NL__2PRFIN20080324_183239_000000522067_00099_31716_7541.N1	24-MAR-2008 18:32:39	Straylight	51.500	81	Eta Cen	2.3560	28000.	103	31716	No
268	GOM_NL__2PRFIN20080324_183433_000000402067_00099_31716_7542.N1	24-MAR-2008 18:34:33	Straylight	40.000	64	Gam Cen	2.2000	10600.	80	31716	No
269	GOM_NL__2PRFIN20080324_183659_000000472067_00099_31716_7543.N1	24-MAR-2008 18:36:59	Straylight	47.000	123	lot Cen	2.7500	10200.	94	31716	No
270	GOM_NL__2PRFIN20080324_184212_000000502067_00099_31716_7544.N1	24-MAR-2008 18:42:12	Straylight	50.000	106	9Bet Crv	2.6480	5600.0	100	31716	No
271	GOM_NL__2PRFIN20080324_184417_000000422067_00099_31716_7545.N1	24-MAR-2008 18:44:17	Twl_and_stray	41.500	100	4Gam Crv	2.5800	13100.	83	31716	No
272	GOM_NL__2PRFIN20080324_185429_000000402067_00099_31716_7546.N1	24-MAR-2008 18:54:29	Bright	39.500	62	94Bet Leo	2.1360	9700.0	79	31716	No
273	GOM_NL__2PRFIN20080324_185555_000000372067_00099_31716_7547.N1	24-MAR-2008 18:55:55	Bright	37.000	96	68Del Leo	2.5600	9300.0	74	31716	No
274	GOM_NL__2PRFIN20080324_190251_000000382067_00099_31716_7548.N1	24-MAR-2008 19:02:51	Bright	37.500	174	52Psi UMa	3.0040	4400.0	75	31716	No
275	GOM_NL__2PRFIN20080324_190609_000000382067_00099_31716_7549.N1	24-MAR-2008 19:06:09	Bright	38.000	82	48Bet UMa	2.3650	10600.	76	31716	No
276	GOM_NL__2PRFIN20080324_190740_000000382067_00099_31716_7550.N1	24-MAR-2008 19:07:40	Bright	37.500	36	50Alp UMa	1.8000	6300.0	75	31716	No
277	GOM_NL__2PRFIN20080324_190914_000000452067_00099_31716_7551.N1	24-MAR-2008 19:09:14	Bright	45.000	55	79Zet UMa	2.0600	10200.	90	31716	No
278	GOM_NL__2PRFIN20080324_191424_000000412067_00099_31716_7552.N1	24-MAR-2008 19:14:24	Bright	41.000	60	7Bet UMi	2.0810	3950.0	82	31716	No

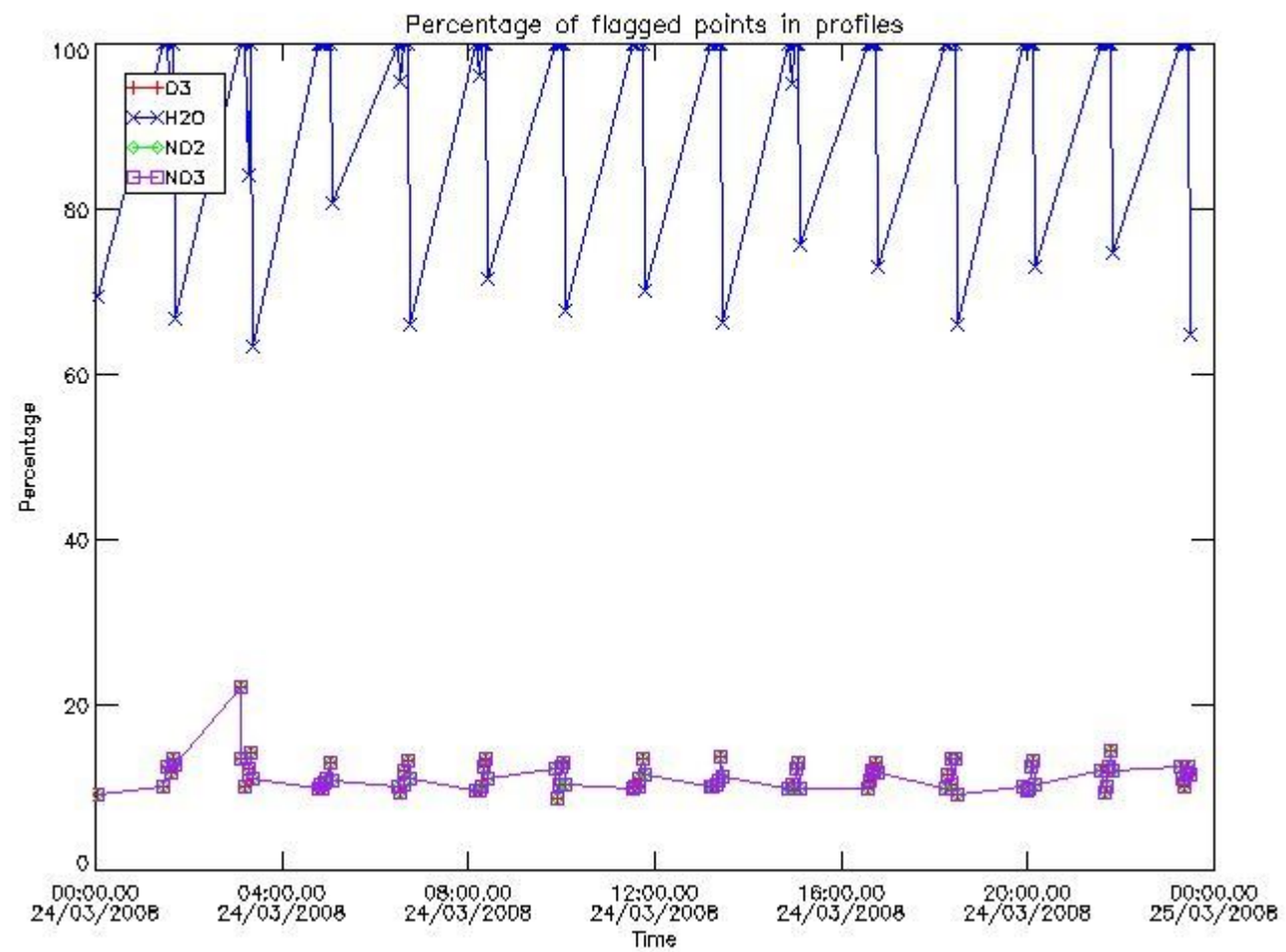
279	GOM_NL__2PRFIN20080324_192317_000000352067_00099_31716_7553.N1	24-MAR-2008 19:23:17	Bright	34.500	89	5Alp Cep	2.4510	8000.0	69	31716	No
280	GOM_NL__2PRFIN20080324_192827_000000402067_00099_31716_7554.N1	24-MAR-2008 19:28:27	Bright	39.500	19	50Alp Cyg	1.2460	10500.	79	31716	No
281	GOM_NL__2PRFIN20080324_193003_000000412067_00099_31716_7555.N1	24-MAR-2008 19:30:03	Bright	41.000	66	37Gam Cyg	2.2080	5900.0	82	31716	No
282	GOM_NL__2PRFIN20080324_193155_000000402067_00099_31716_7556.N1	24-MAR-2008 19:31:55	Bright	39.500	92	53Eps Cyg	2.5000	4500.0	79	31716	No
283	GOM_NL__2PRFIN20080324_194104_000000592067_00099_31716_7557.N1	24-MAR-2008 19:41:04	Straylight	59.000	11	53Alp Aql	0.76500	8000.0	118	31716	No
284	GOM_NL__2PRFIN20080324_195419_000000512067_00099_31716_7558.N1	24-MAR-2008 19:54:19	Dark	50.500	57	34Sig Sgr	2.0660	26000.	101	31716	No
285	GOM_NL__2PRFIN20080324_195755_000000532067_00099_31716_7559.N1	24-MAR-2008 19:57:55	Dark	53.000	38	20Eps Sgr	1.8360	11000.	106	31716	No
286	GOM_NL__2PRFIN20080324_200122_000000512067_00100_31717_7622.N1	24-MAR-2008 20:01:22	Dark	51.000	85	Kap Sco	2.4070	28000.	102	31717	No
287	GOM_NL__2PRFIN20080324_200311_000000412067_00100_31717_7623.N1	24-MAR-2008 20:03:11	Dark	40.500	141	Bet Ara	2.8400	4600.0	81	31717	No
288	GOM_NL__2PRFIN20080324_200633_000000392067_00100_31717_7624.N1	24-MAR-2008 20:06:33	Dark	38.500	134	Bet TrA	2.8100	6600.0	77	31717	No
289	GOM_NL__2PRFIN20080324_200915_000000542067_00100_31717_7625.N1	24-MAR-2008 20:09:15	Dark	54.000	4	Alp1Cen	-0.010000	5800.0	108	31717	No
290	GOM_NL__2PRFIN20080324_201142_000000472067_00100_31717_7626.N1	24-MAR-2008 20:11:42	Straylight	47.000	78	Alp Lup	2.3040	28000.	94	31717	No
291	GOM_NL__2PRFIN20080324_201316_000000462067_00100_31717_7627.N1	24-MAR-2008 20:13:16	Straylight	46.000	81	Eta Cen	2.3560	28000.	92	31717	No
292	GOM_NL__2PRFIN20080324_201509_000000412067_00100_31717_7628.N1	24-MAR-2008 20:15:09	Straylight	40.500	64	Gam Cen	2.2000	10600.	81	31717	No
293	GOM_NL__2PRFIN20080324_201735_000000462067_00100_31717_7629.N1	24-MAR-2008 20:17:35	Straylight	45.500	123	Iot Cen	2.7500	10200.	91	31717	No
294	GOM_NL__2PRFIN20080324_202248_000000512067_00100_31717_7630.N1	24-MAR-2008 20:22:48	Straylight	50.500	106	9Bet Crv	2.6480	5600.0	101	31717	No
295	GOM_NL__2PRFIN20080324_202453_000000452067_00100_31717_7631.N1	24-MAR-2008 20:24:53	Tw_i_and_stray	44.500	100	4Gam Crv	2.5800	13100.	89	31717	No
296	GOM_NL__2PRFIN20080324_203505_000000402067_00100_31717_7632.N1	24-MAR-2008 20:35:05	Bright	40.000	62	94Bet Leo	2.1360	9700.0	80	31717	No
297	GOM_NL__2PRFIN20080324_203631_000000382067_00100_31717_7633.N1	24-MAR-2008 20:36:31	Bright	37.500	96	68Del Leo	2.5600	9300.0	75	31717	No
298	GOM_NL__2PRFIN20080324_204327_000000392067_00100_31717_7634.N1	24-MAR-2008 20:43:27	Bright	38.500	174	52Psi UMa	3.0040	4400.0	77	31717	No
299	GOM_NL__2PRFIN20080324_204644_000000352067_00100_31717_7635.N1	24-MAR-2008 20:46:44	Bright	34.500	82	48Bet UMa	2.3650	10600.	69	31717	No
300	GOM_NL__2PRFIN20080324_204816_000000362067_00100_31717_7636.N1	24-MAR-2008 20:48:16	Bright	35.500	36	50Alp UMa	1.8000	6300.0	71	31717	No
301	GOM_NL__2PRFIN20080324_204950_000000452067_00100_31717_7637.N1	24-MAR-2008 20:49:50	Bright	45.000	55	79Zet UMa	2.0600	10200.	90	31717	No
302	GOM_NL__2PRFIN20080324_205459_000000412067_00100_31717_7638.N1	24-MAR-2008 20:54:59	Bright	40.500	60	7Bet UMi	2.0810	3950.0	81	31717	No
303	GOM_NL__2PRFIN20080324_210353_000000362067_00100_31717_7639.N1	24-MAR-2008 21:03:53	Bright	36.000	89	5Alp Cep	2.4510	8000.0	72	31717	No
304	GOM_NL__2PRFIN20080324_210903_000000402067_00100_31717_7640.N1	24-MAR-2008 21:09:03	Bright	39.500	19	50Alp Cyg	1.2460	10500.	79	31717	No
305	GOM_NL__2PRFIN20080324_211039_000000412067_00100_31717_7641.N1	24-MAR-2008 21:10:39	Bright	40.500	66	37Gam Cyg	2.2080	5900.0	81	31717	No
306	GOM_NL__2PRFIN20080324_211231_000000392067_00100_31717_7642.N1	24-MAR-2008 21:12:31	Bright	38.500	92	53Eps Cyg	2.5000	4500.0	77	31717	No
307	GOM_NL__2PRFIN20080324_212141_000000582067_00100_31717_7643.N1	24-MAR-2008 21:21:41	Straylight	58.000	11	53Alp Aql	0.76500	8000.0	116	31717	No
308	GOM_NL__2PRFIN20080324_213456_000000512067_00100_31717_7644.N1	24-MAR-2008 21:34:56	Dark	51.000	57	34Sig Sgr	2.0660	26000.	102	31717	No
309	GOM_NL__2PRFIN20080324_213832_000000602067_00100_31717_7645.N1	24-MAR-2008 21:38:32	Dark	60.000	38	20Eps Sgr	1.8360	11000.	120	31717	No
310	GOM_NL__2PRFIN20080324_214159_000000512067_00101_31718_7636.N1	24-MAR-2008 21:41:59	Dark	50.500	85	Kap Sco	2.4070	28000.	101	31718	No
311	GOM_NL__2PRFIN20080324_214347_000000412067_00101_31718_7637.N1	24-MAR-2008 21:43:47	Dark	41.000	141	Bet Ara	2.8400	4600.0	82	31718	No
312	GOM_NL__2PRFIN20080324_214709_000000392067_00101_31718_7638.N1	24-MAR-2008 21:47:09	Dark	38.500	134	Bet TrA	2.8100	6600.0	77	31718	No
313	GOM_NL__2PRFIN20080324_214952_000000422067_00101_31718_7639.N1	24-MAR-2008 21:49:52	Dark	42.000	4	Alp1Cen	-0.010000	5800.0	84	31718	No
314	GOM_NL__2PRFIN20080324_215219_000000462067_00101_31718_7640.N1	24-MAR-2008 21:52:19	Straylight	46.000	78	Alp Lup	2.3040	28000.	92	31718	No
315	GOM_NL__2PRFIN20080324_215353_000000502067_00101_31718_7641.N1	24-MAR-2008 21:53:53	Straylight	49.500	81	Eta Cen	2.3560	28000.	99	31718	No
316	GOM_NL__2PRFIN20080324_215546_000000422067_00101_31718_7642.N1	24-MAR-2008 21:55:46	Straylight	42.000	64	Gam Cen	2.2000	10600.	84	31718	No
317	GOM_NL__2PRFIN20080324_215812_000000472067_00101_31718_7643.N1	24-MAR-2008 21:58:12	Straylight	47.000	123	Iot Cen	2.7500	10200.	94	31718	No
318	GOM_NL__2PRFIN20080324_220324_000000482067_00101_31718_7644.N1	24-MAR-2008 22:03:24	Straylight	48.000	106	9Bet Crv	2.6480	5600.0	96	31718	No
319	GOM_NL__2PRFIN20080324_220529_000000442067_00101_31718_7645.N1	24-MAR-2008 22:05:29	Tw_i_and_stray	43.500	100	4Gam Crv	2.5800	13100.	87	31718	No
320	GOM_NL__2PRFIN20080324_221541_000000422067_00101_31718_7646.N1	24-MAR-2008 22:15:41	Bright	42.000	62	94Bet Leo	2.1360	9700.0	84	31718	No
321	GOM_NL__2PRFIN20080324_221707_000000382067_00101_31718_7647.N1	24-MAR-2008 22:17:07	Bright	37.500	96	68Del Leo	2.5600	9300.0	75	31718	No
322	GOM_NL__2PRFIN20080324_222402_000000362067_00101_31718_7648.N1	24-MAR-2008 22:24:02	Bright	36.000	174	52Psi UMa	3.0040	4400.0	72	31718	No
323	GOM_NL__2PRFIN20080324_222720_000000362067_00101_31718_7649.N1	24-MAR-2008 22:27:20	Bright	36.000	82	48Bet UMa	2.3650	10600.	72	31718	No
324	GOM_NL__2PRFIN20080324_222852_000000382067_00101_31718_7650.N1	24-MAR-2008 22:28:52	Bright	37.500	36	50Alp UMa	1.8000	6300.0	75	31718	No
325	GOM_NL__2PRFIN20080324_223025_000000442067_00101_31718_7651.N1	24-MAR-2008 22:30:25	Bright	43.500	55	79Zet UMa	2.0600	10200.	87	31718	No
326	GOM_NL__2PRFIN20080324_223535_000000412067_00101_31718_7652.N1	24-MAR-2008 22:35:35	Bright	40.500	60	7Bet UMi	2.0810	3950.0	81	31718	No
327	GOM_NL__2PRFIN20080324_224429_000000372067_00101_31718_7653.N1	24-MAR-2008 22:44:29	Bright	36.500	89	5Alp Cep	2.4510	8000.0	73	31718	No
328	GOM_NL__2PRFIN20080324_224939_000000402067_00101_31718_7654.N1	24-MAR-2008 22:49:39	Bright	40.000	19	50Alp Cyg	1.2460	10500.	80	31718	No
329	GOM_NL__2PRFIN20080324_225115_000000412067_00101_31718_7655.N1	24-MAR-2008 22:51:15	Bright	40.500	66	37Gam Cyg	2.2080	5900.0	81	31718	No
330	GOM_NL__2PRFIN20080324_225307_000000402067_00101_31718_7656.N1	24-MAR-2008 22:53:07	Bright	39.500	92	53Eps Cyg	2.5000	4500.0	79	31718	No
331	GOM_NL__2PRFIN20080324_230217_000000592067_00101_31718_7657.N1	24-MAR-2008 23:02:17	Straylight	59.000	11	53Alp Aql	0.76500	8000.0	118	31718	No
332	GOM_NL__2PRFIN20080324_231533_000000492067_00101_31718_7658.N1	24-MAR-2008 23:15:33	Dark	49.000	57	34Sig Sgr	2.0660	26000.	98	31718	No
333	GOM_NL__2PRFIN20080324_231909_000000512067_00101_31718_7659.N1	24-MAR-2008 23:19:09	Dark	51.000	38	20Eps Sgr	1.8360	11000.	102	31718	No
334	GOM_NL__2PRFIN20080324_232237_000000502067_00102_31719_7729.N1	24-MAR-2008 23:22:37	Dark	50.000	85	Kap Sco	2.4070	28000.	100	31719	No
335	GOM_NL__2PRFIN20080324_232424_000000442067_00102_31719_7730.N1	24-MAR-2008 23:24:24	Dark	43.500	141	Bet Ara	2.8400	4600.0	87	31719	No
336	GOM_NL__2PRFIN20080324_232746_000000412067_00102_31719_7731.N1	24-MAR-2008 23:27:46	Dark	40.500	134	Bet TrA	2.8100	6600.0	81	31719	No
337	GOM_NL__2PRFIN20080324_233028_000000452067_00102_31719_7732.N1	24-MAR-2008 23:30:28	Dark	44.500	4	Alp1Cen	-0.010000	5800.0	89	31719	No

338	GOM_NL__2PRFIN20080324_233255_000000482067_00102_31719_7733.N1	24-MAR-2008 23:32:55	Straylight	48.000	78	Alp Lup	2.3040	28000.	96	31719	No
339	GOM_NL__2PRFIN20080324_233429_000000492067_00102_31719_7734.N1	24-MAR-2008 23:34:29	Straylight	49.000	81	Eta Cen	2.3560	28000.	98	31719	No
340	GOM_NL__2PRFIN20080324_233622_000000402067_00102_31719_7735.N1	24-MAR-2008 23:36:22	Straylight	39.500	64	Gam Cen	2.2000	10600.	79	31719	No
341	GOM_NL__2PRFIN20080324_233848_000000452067_00102_31719_7736.N1	24-MAR-2008 23:38:48	Straylight	44.500	123	Iot Cen	2.7500	10200.	89	31719	No
342	GOM_NL__2PRFIN20080324_234400_000000472067_00102_31719_7737.N1	24-MAR-2008 23:44:00	Straylight	47.000	106	9Bet Crv	2.6480	5600.0	94	31719	No
343	GOM_NL__2PRFIN20080324_234605_000000462067_00102_31719_7738.N1	24-MAR-2008 23:46:05	Twl_and_stray	45.500	100	4Gam Crv	2.5800	13100.	91	31719	No
344	GOM_NL__2PRFIN20080324_235616_000000422067_00102_31719_7739.N1	24-MAR-2008 23:56:16	Bright	41.500	62	94Bet Leo	2.1360	9700.0	83	31719	No
345	GOM_NL__2PRFIN20080324_235743_000000382067_00102_31719_7740.N1	24-MAR-2008 23:57:43	Bright	37.500	96	68Del Leo	2.5600	9300.0	75	31719	No

3. Quality information per product

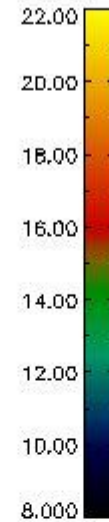
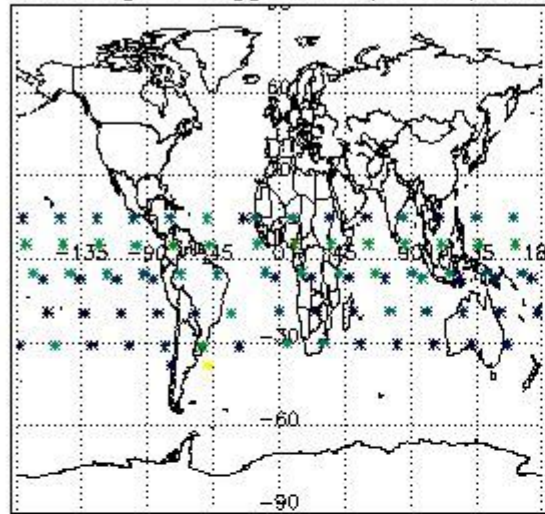
In this section it is plotted some information contained in the Quality Summary data set of the level 2 products. Only products in dark limb conditions and without errors (error flag in the MPH set to "0") are used.

3.1 Plot quality information per product (time dependant)


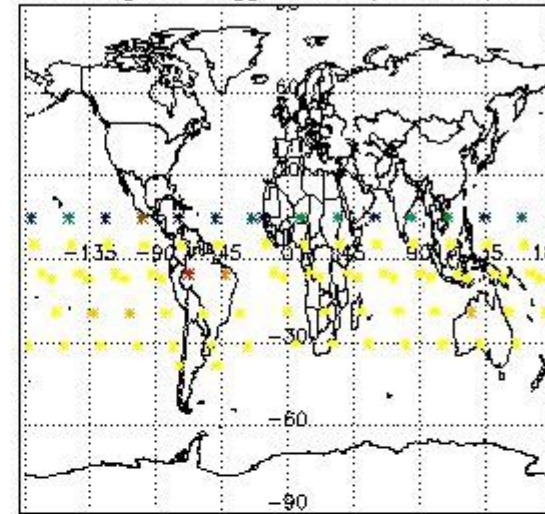


3.2 Plot quality information per product (world map)

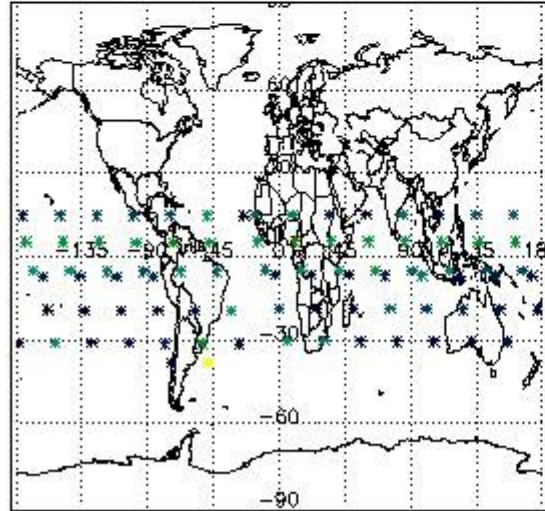
Percentage of flagged data per O3 profile



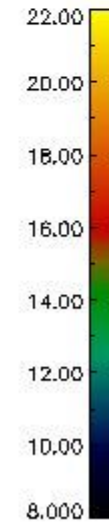
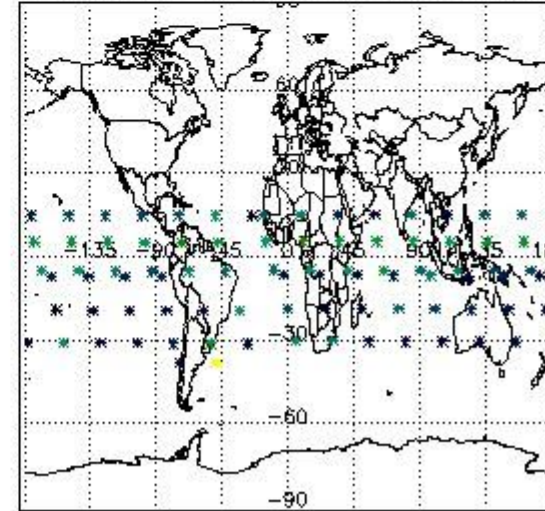
Percentage of flagged data per H2O profile



Percentage of flagged data per NO2 profile



Percentage of flagged data per NO3 profile

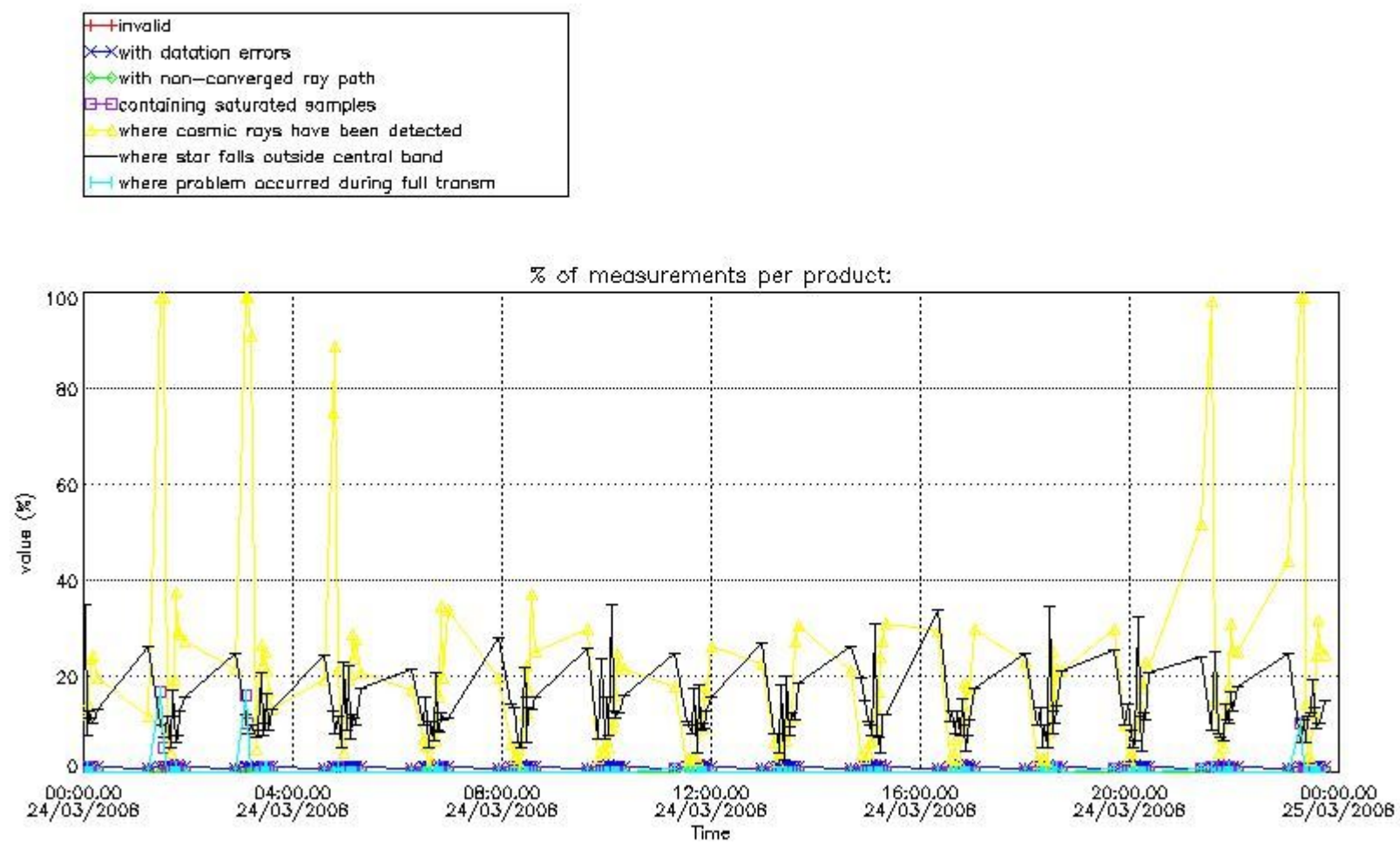


4. Level 1 quality information per product

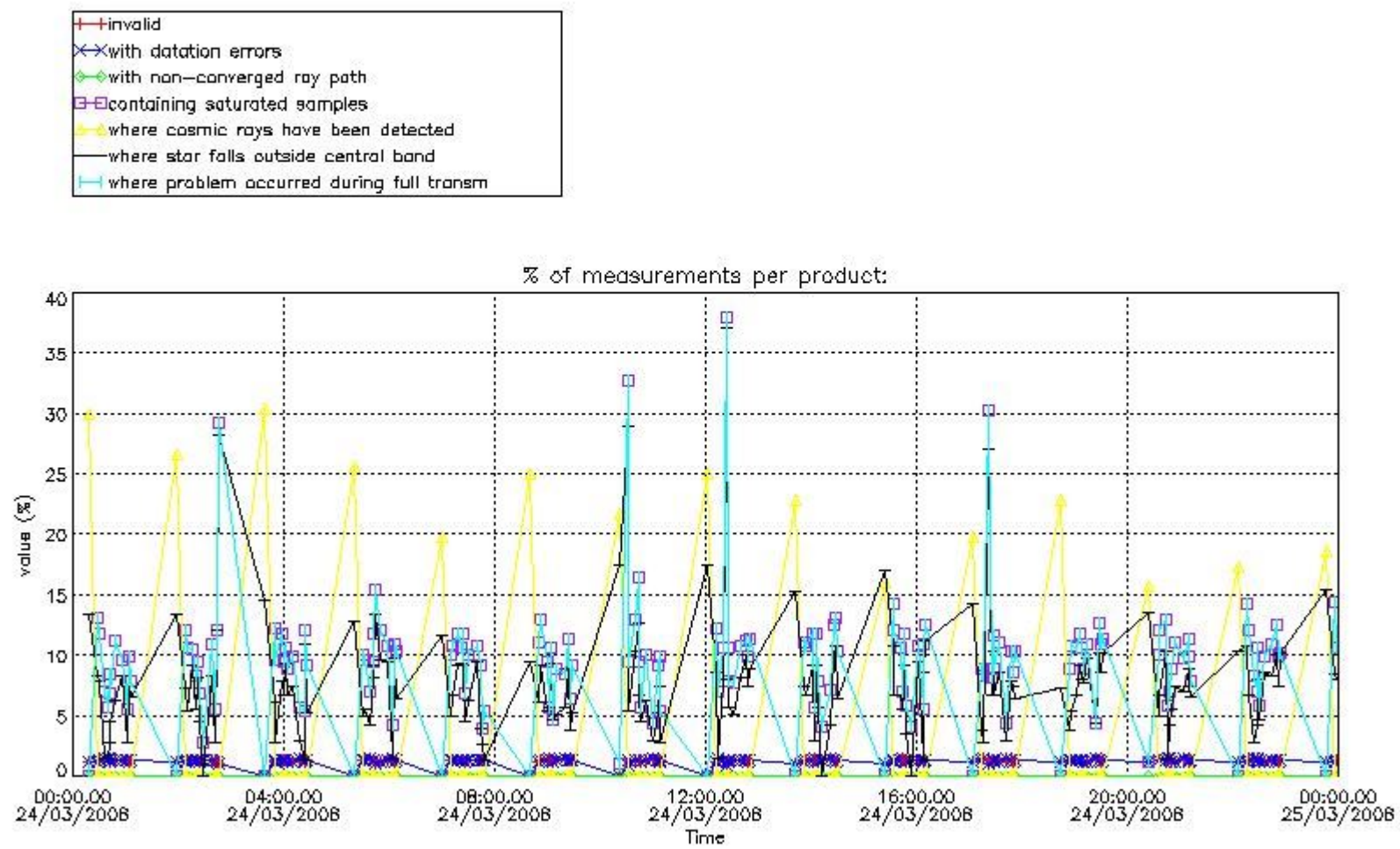
In this section it is plotted some information contained in the Quality Summary data set of the level 2 products that comes from the level 1b processing. Products without errors (error flag in the MPH set to "0") are used.

4.1 Plot quality information per product (time dependant) coming from level 1b processing

4.1.1 Plot level 1 quality information per product (time dependant): ENVISAT ASCENDING passes

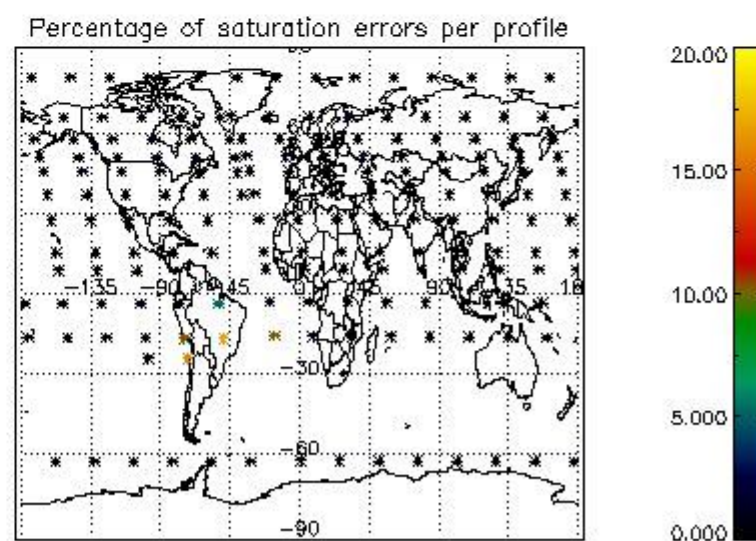
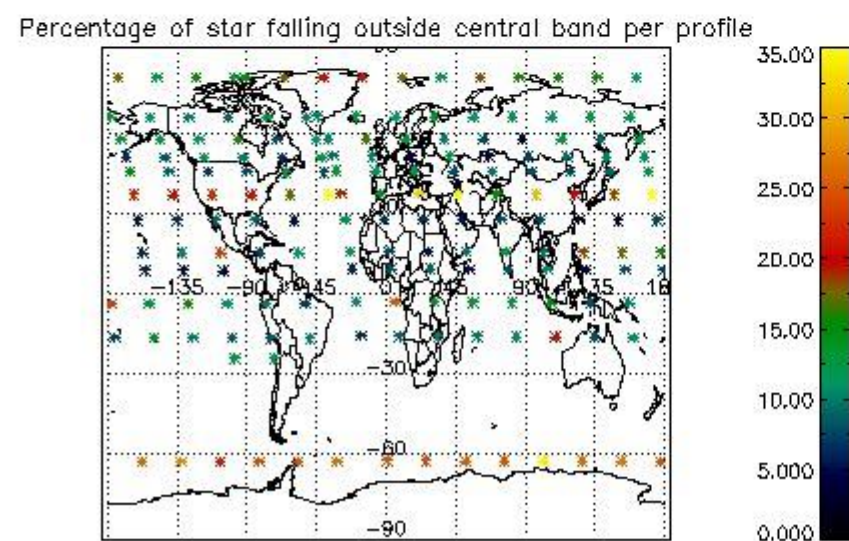
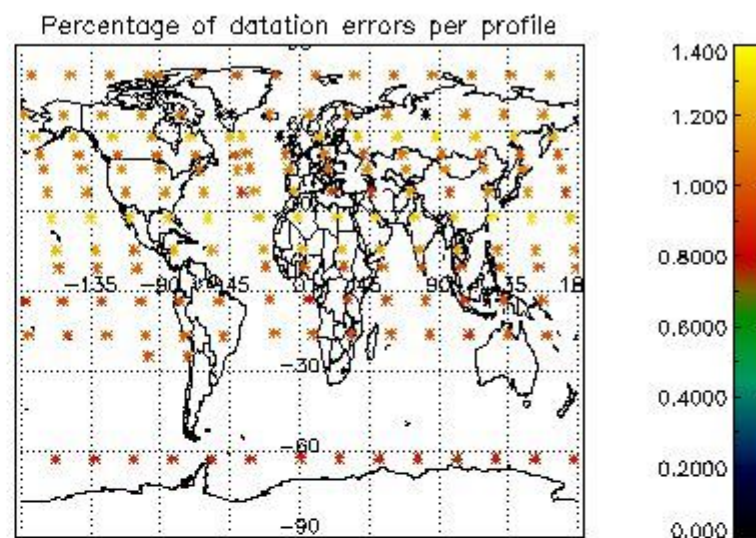
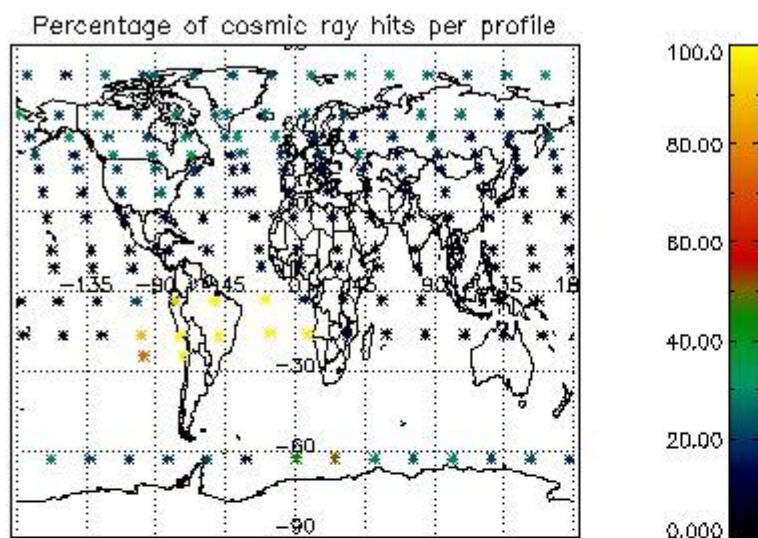


4.1.2 Plot level 1 quality information per product (time dependant): ENVI SAT DESCENDING passes

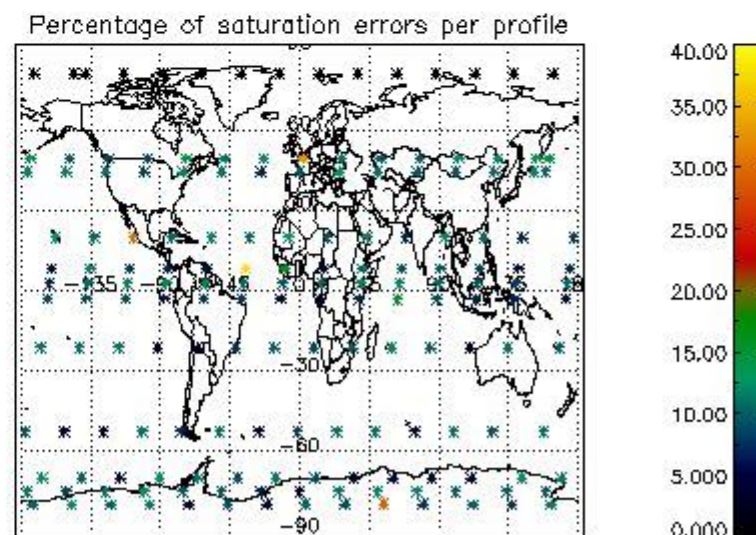
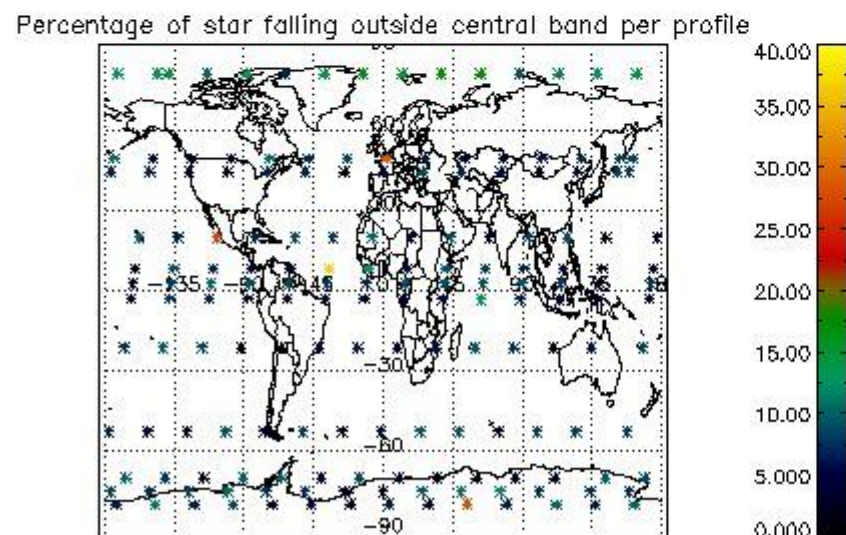
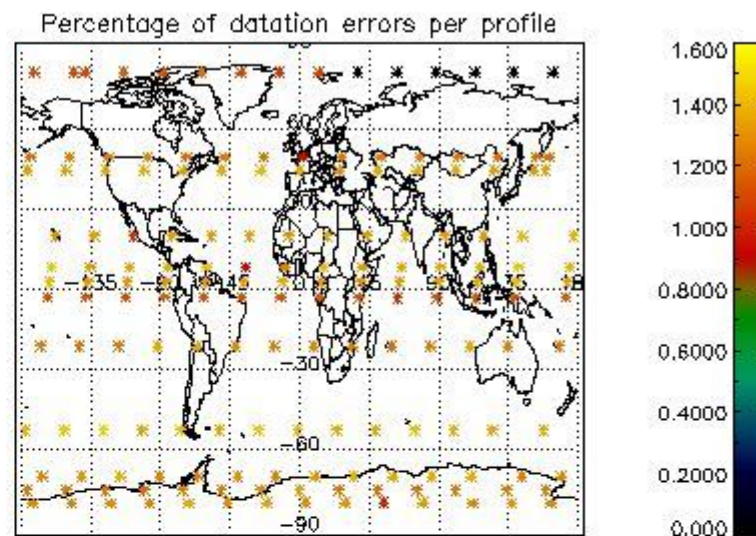
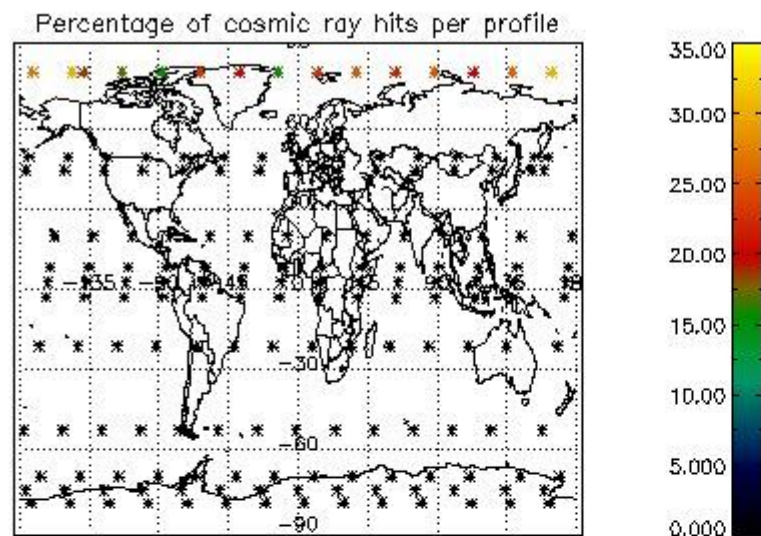


4.2 Plot quality information per product coming from level 1b processing (world map)

4.2.1 Plot level 1 quality information per product (world map): ENVISAT ASCENDING passes



4.2.2 Plot level 1 quality information per product (world map): ENVISAT DESCENDING passes



5. Trace gas profiles

5.1 Ozone statistics based on quality of products

The final quality of the products can be "measured" using the STD (Standard Deviation) attached to every point profile. This information is written to the parameter GOM_NL__2P/NL_LOCAL_SPECIES_DENSITY/o3_std of the level 2 products. The table below shows the statistics for given STD ranges.

The statistics are given with respect to the overall valid production:

- Products without fatal errors: GOM_NL__2P/MPH/PRODUCT_ERR=0
- Valid point profile: GOM_NL__2P/NL_LOCAL_SPECIES_DENSITY/pcd(0)=0

The 'Criteria' is applied to valid points of dark limb products:

- Products in dark limb illumination condition: GOM_NL__2P/NL_SUMMARY_QUALITY/obs_ill_cond=0
- Products without fatal errors: GOM_NL__2P/MPH/PRODUCT_ERR=0
- Valid point profile: GOM_NL__2P/NL_LOCAL_SPECIES_DENSITY/pcd(0)=0

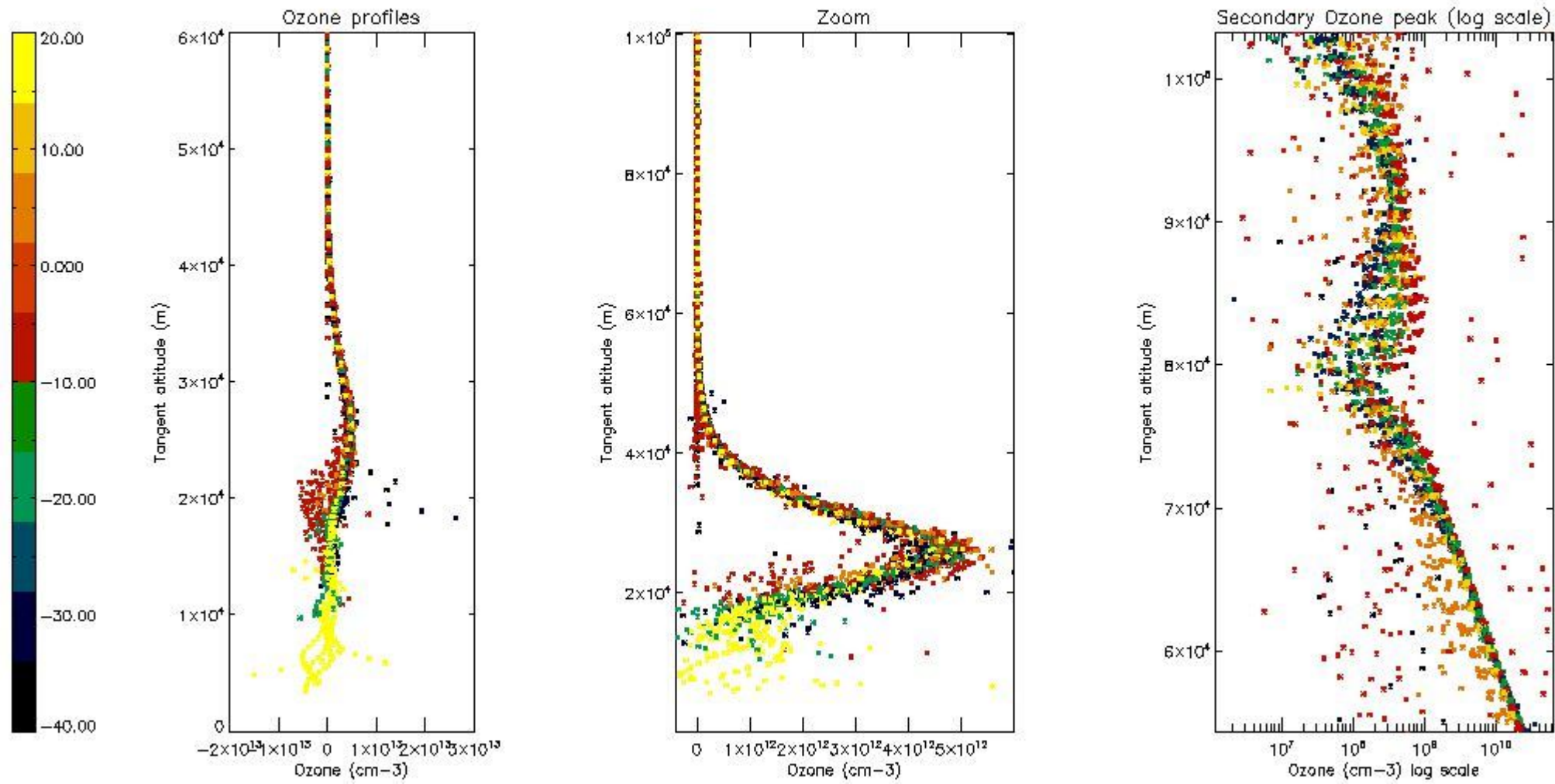
So, the table below shows the percentage of dark limb and valid observations for each criteria with respect to the overall valid daily observations.

Criteria	% of total production
All STD	27
STD < 20	15

STD < 10	12
STD < 5	9

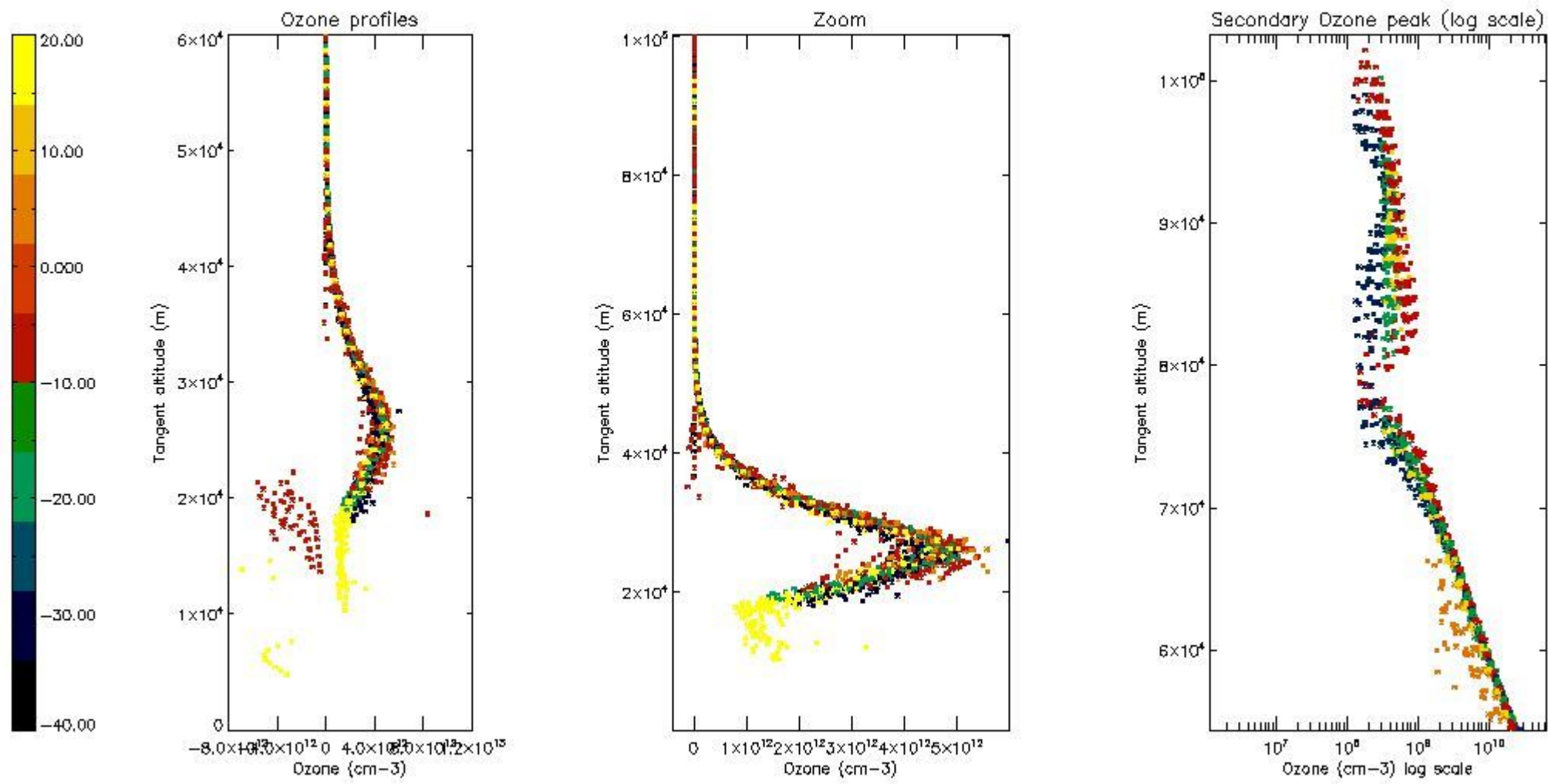
5.2 Plot ozone profiles for all STD (dark without errors)

The colorbar represents the latitude.



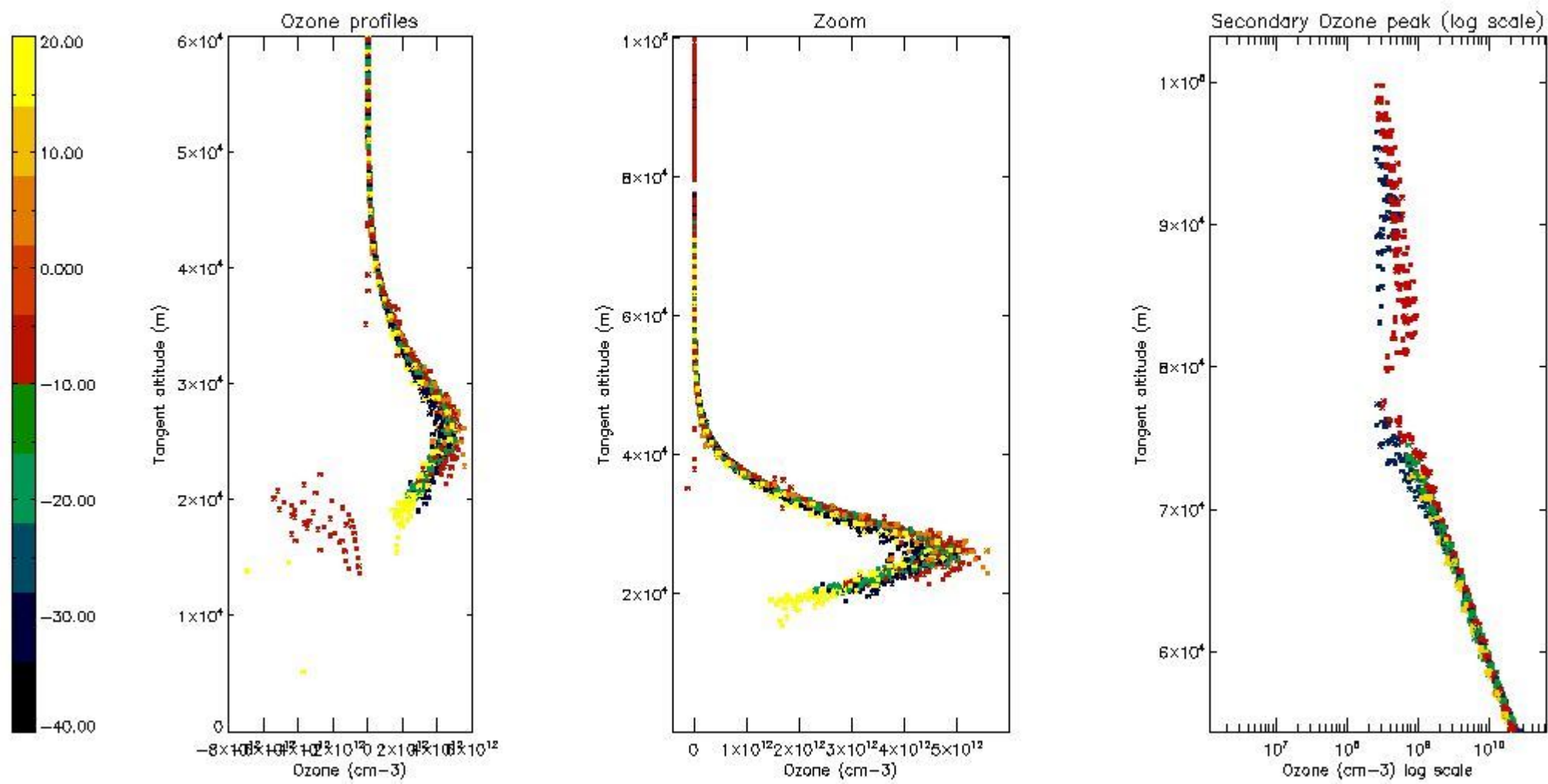
5.3 Plot ozone profiles where STD < 20% (dark without errors)

The colorbar represents the latitude.



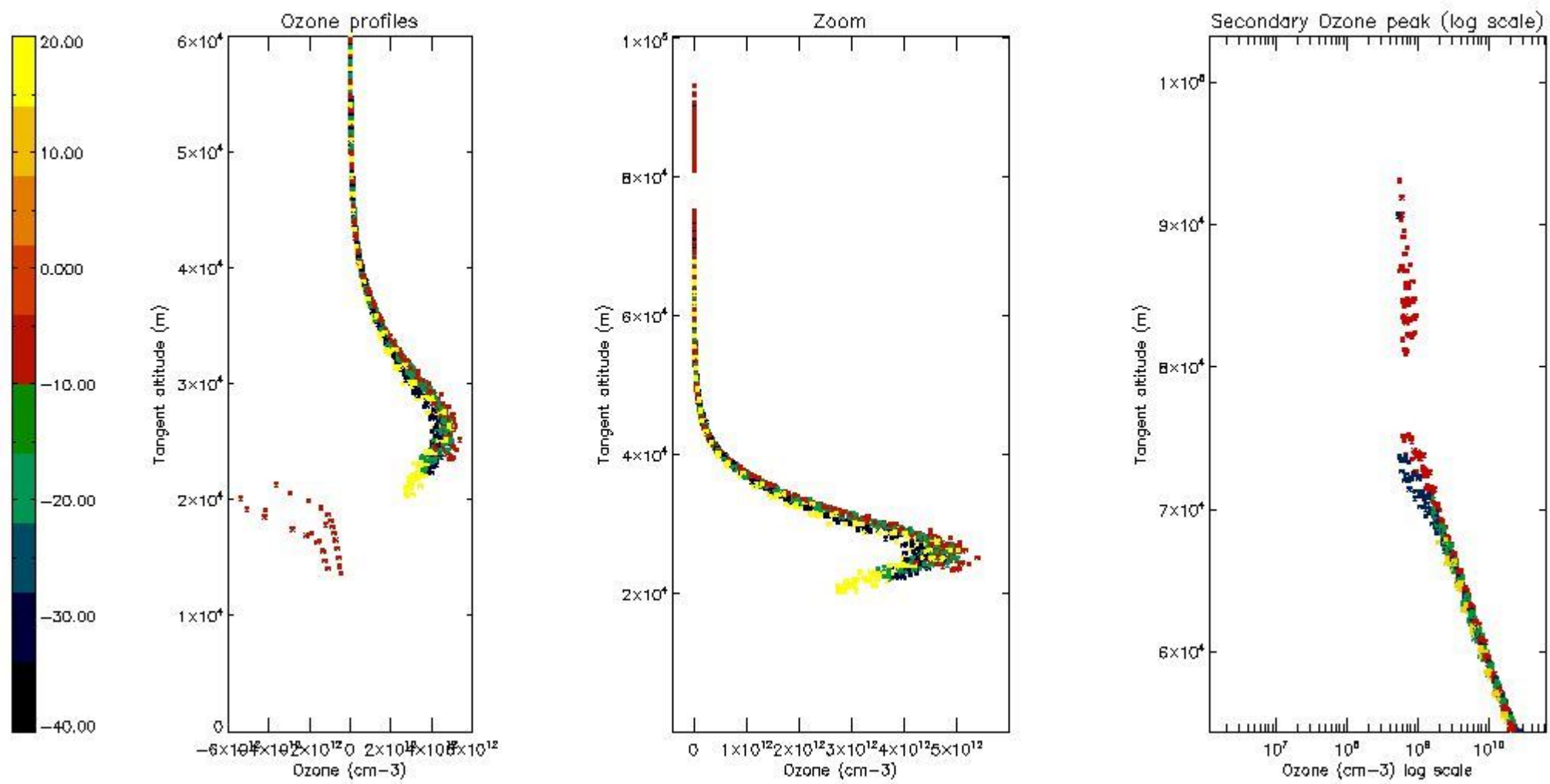
5.4 Plot ozone profiles where STD < 10% (dark without errors)

The colorbar represents the latitude.



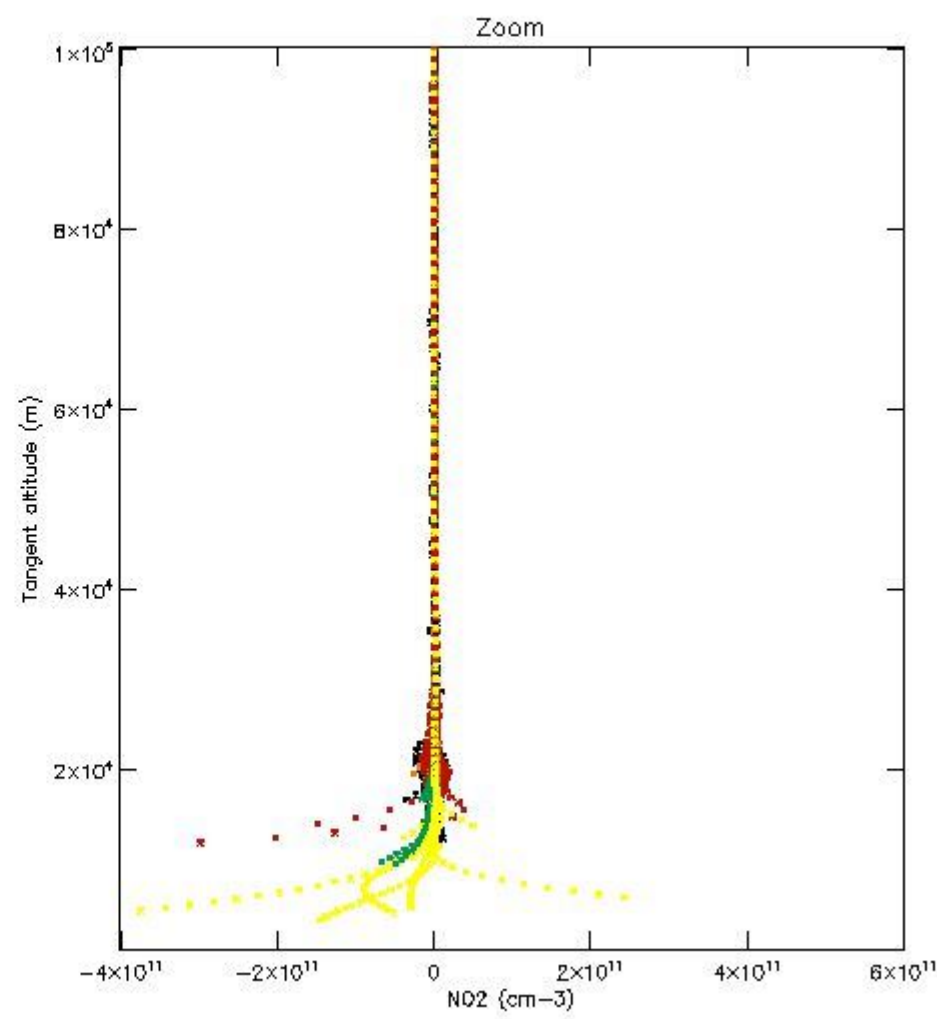
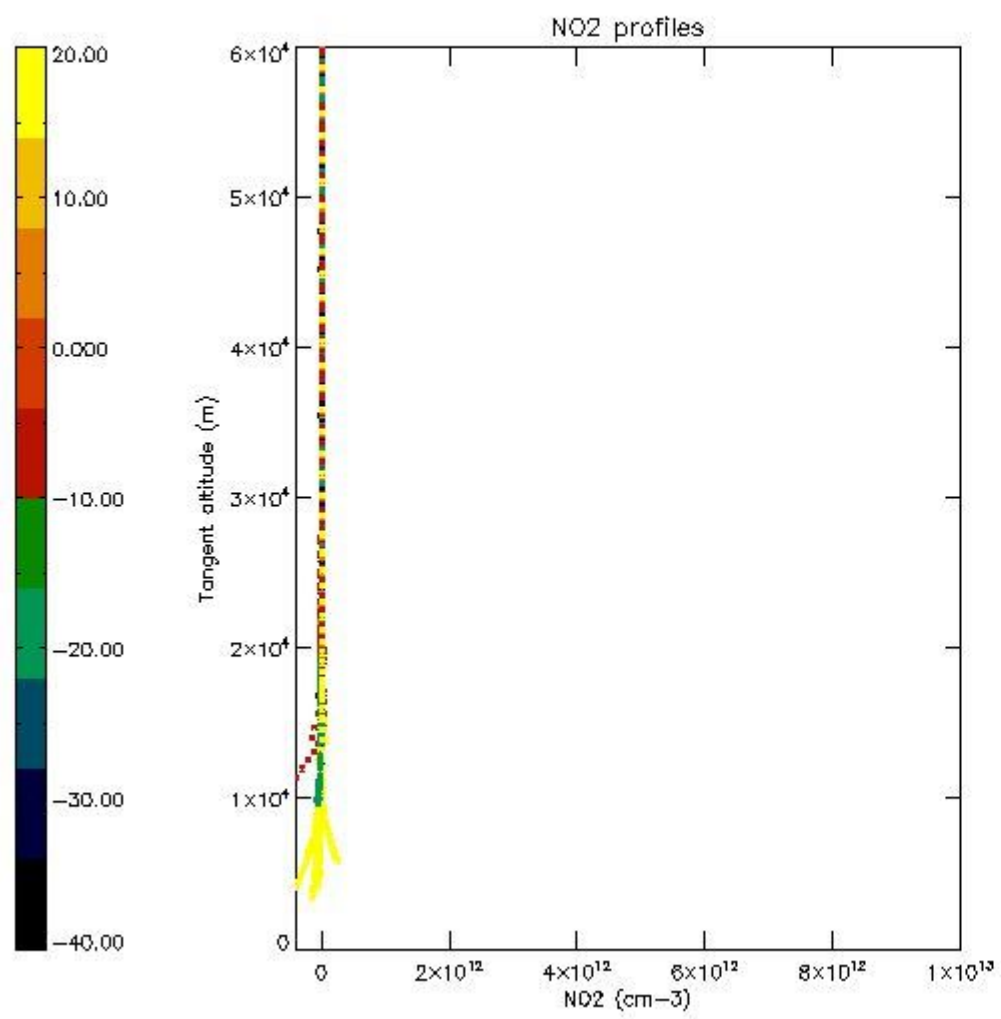
5.5 Plot ozone profiles where STD < 5% (dark without errors)

The colorbar represents the latitude.



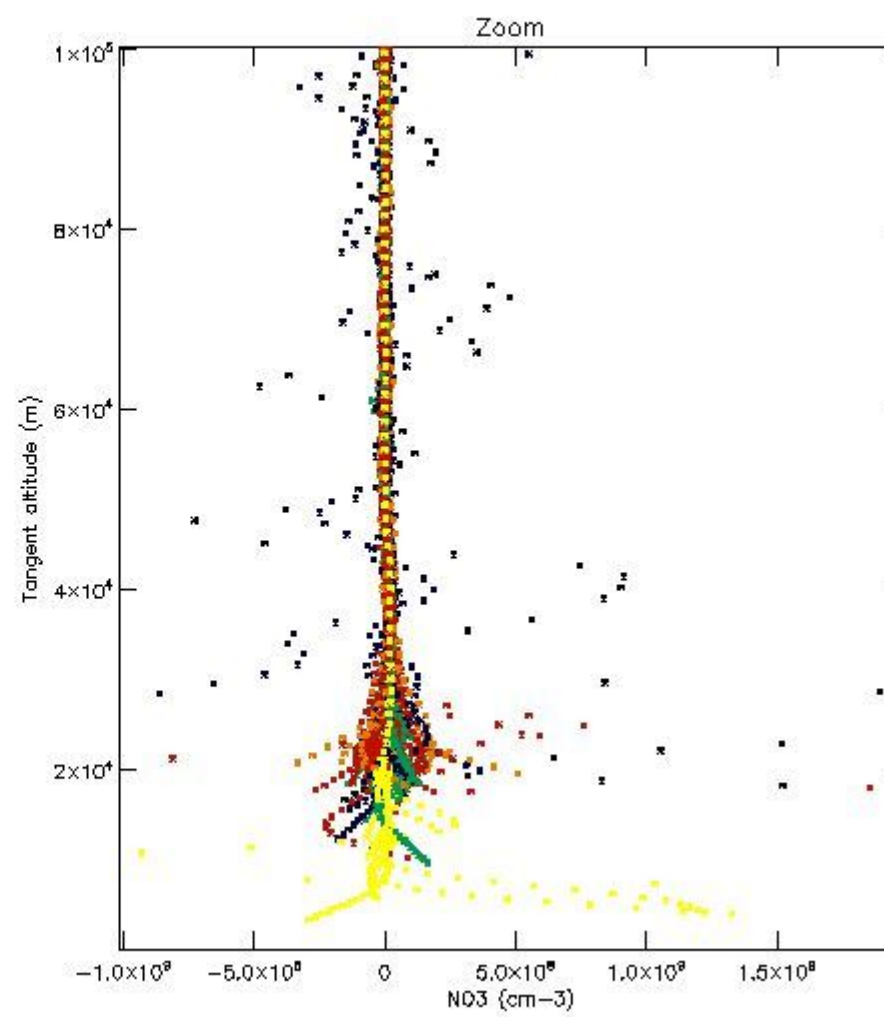
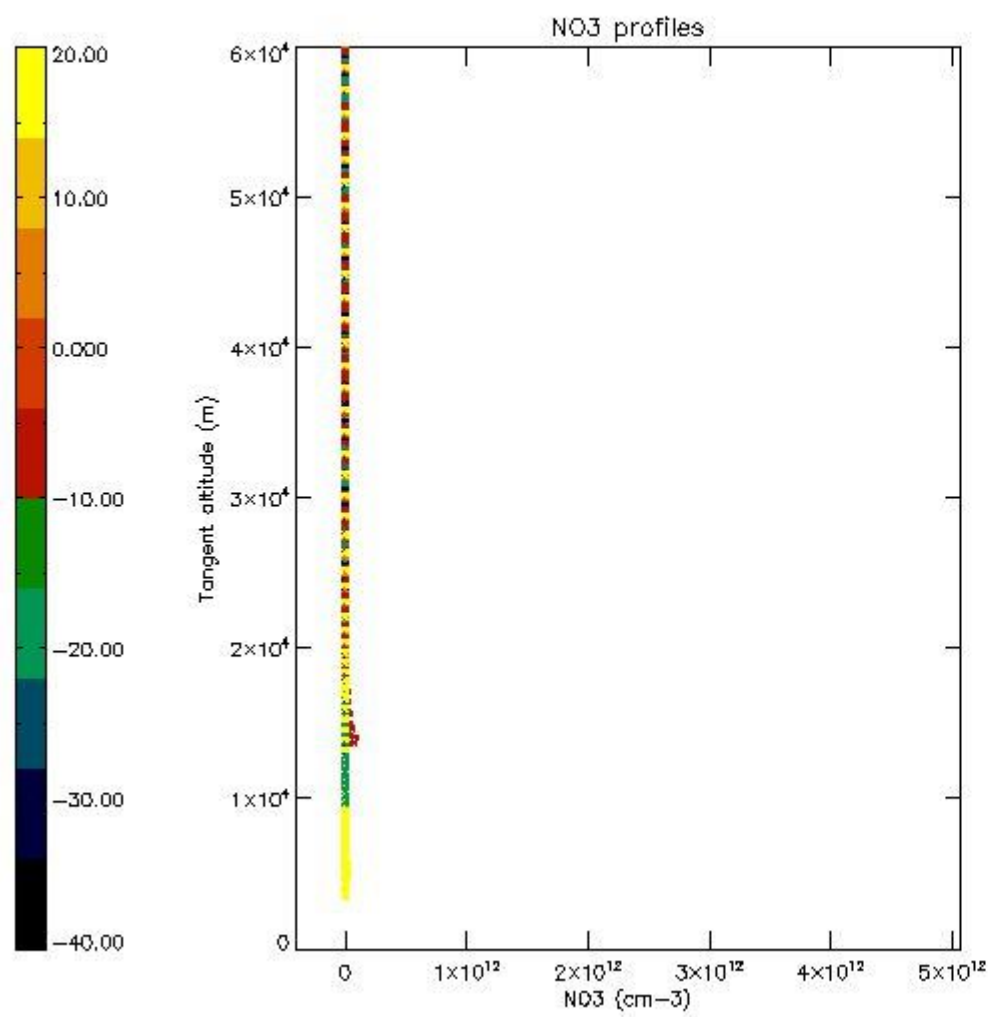
5.6 Plot NO₂ profiles for all STD (dark without errors)

The colorbar represents the latitude.



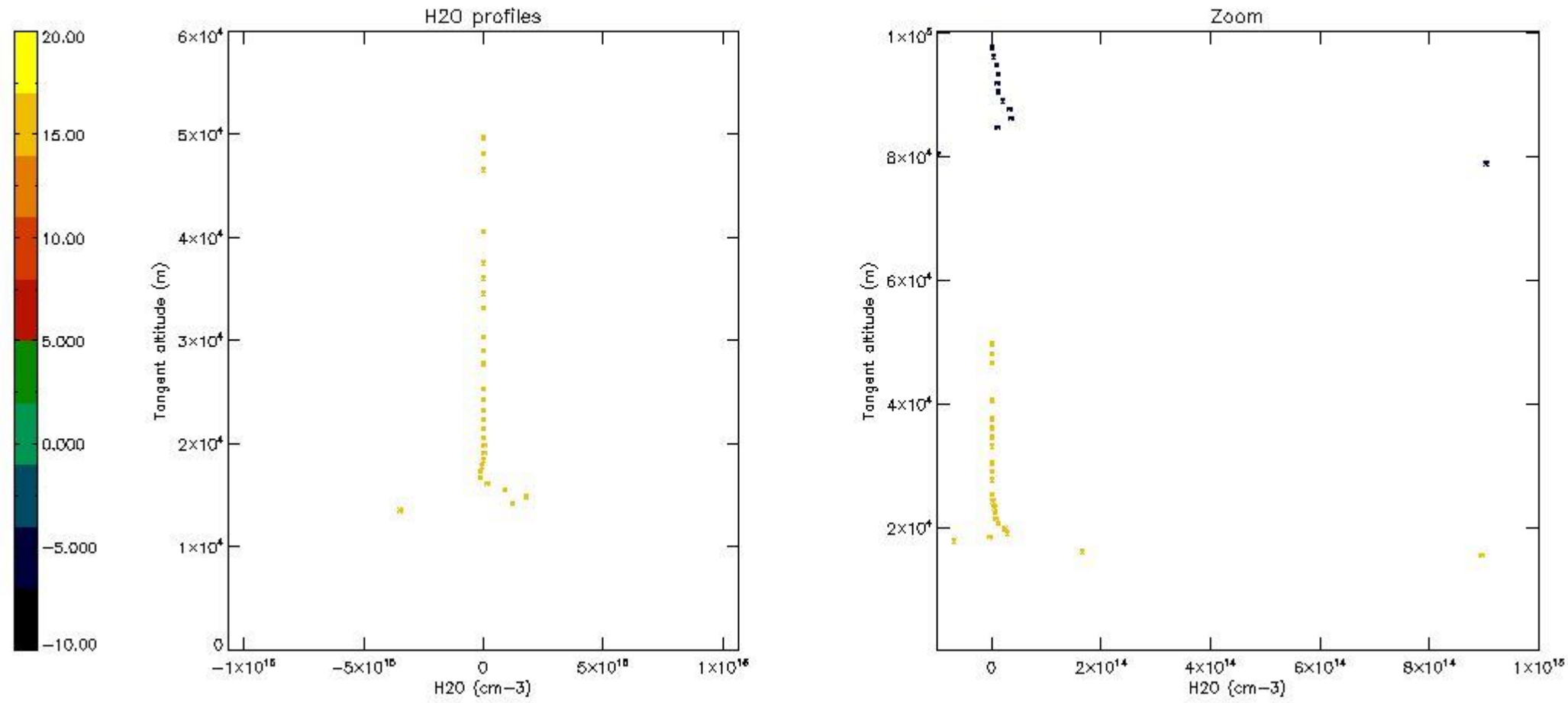
5.7 Plot NO3 profiles for all STD (dark without errors)

The colorbar represents the latitude.



5.8 Plot H₂O profiles for all STD (only for occultations of stars 1,2,3,4,13,14,16,26,63 dark without errors)

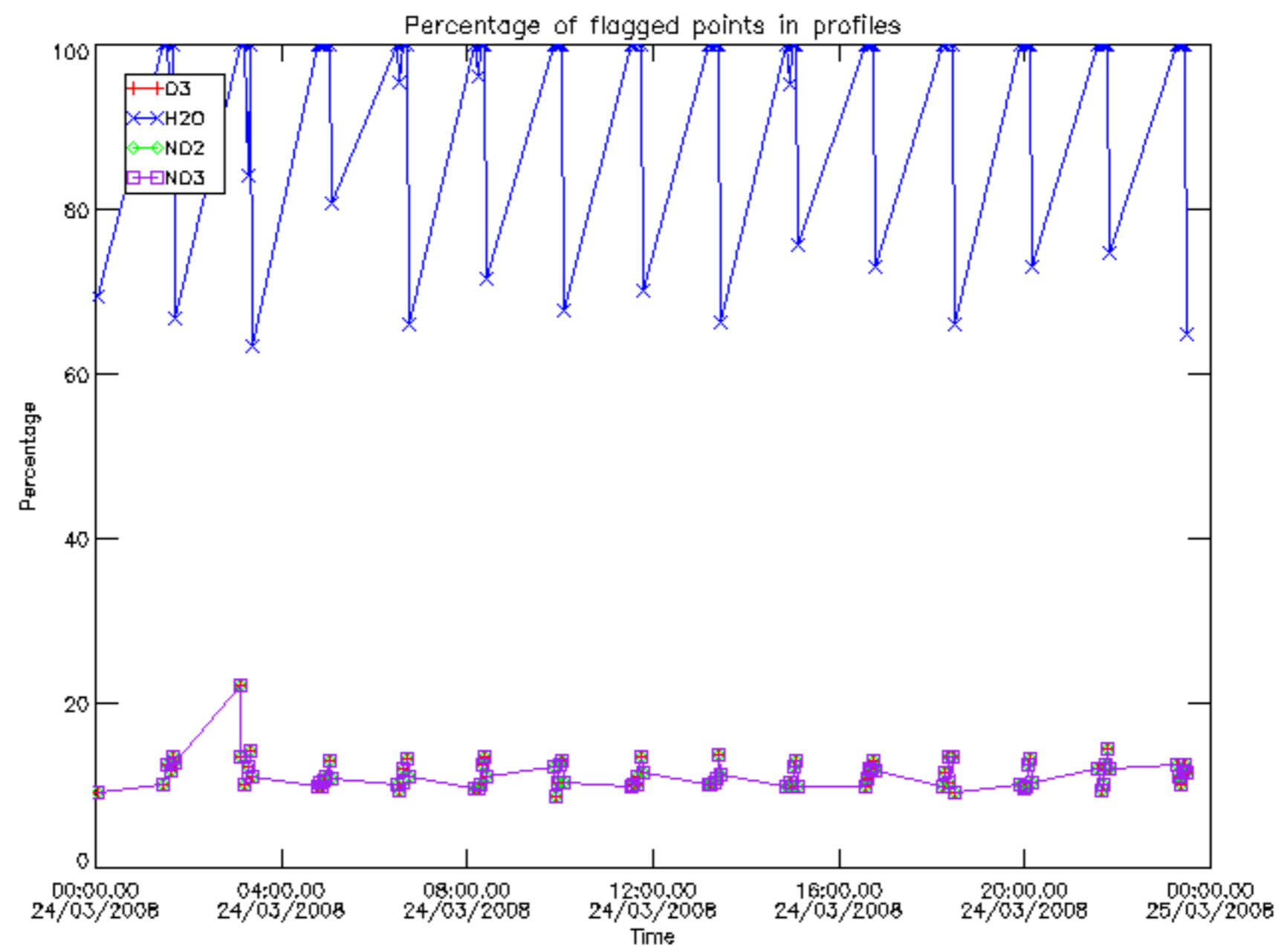
The colorbar represents the latitude.



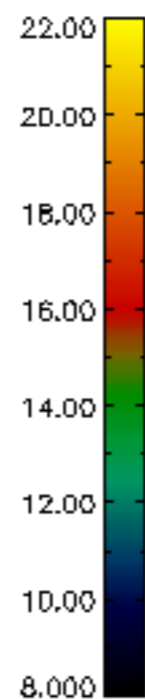
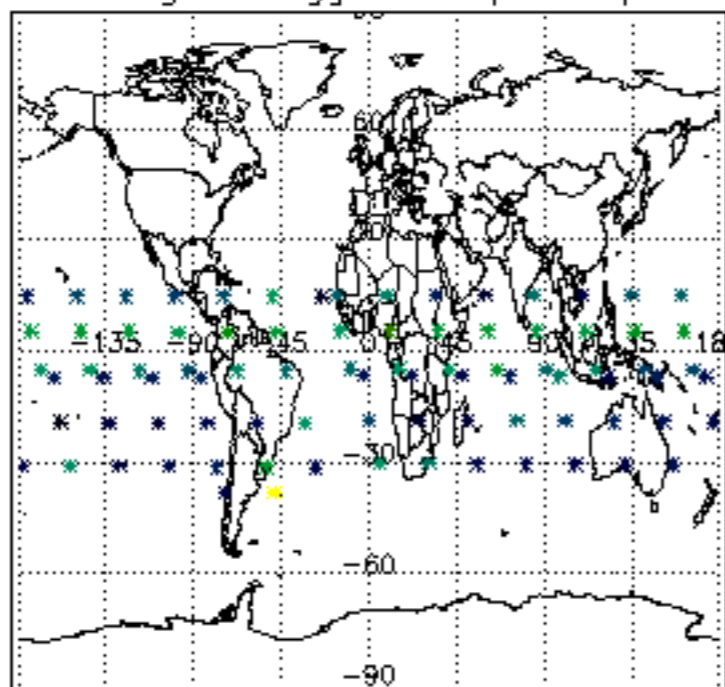
6. Auxiliary Data Files used for the production reported in section 2

The number reported in the third column indicates since which file (see list in section 2) the corresponding auxiliary file has been used. The fourth column is the date of those product files.

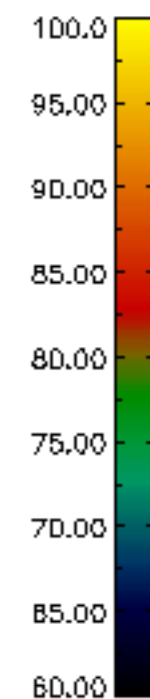
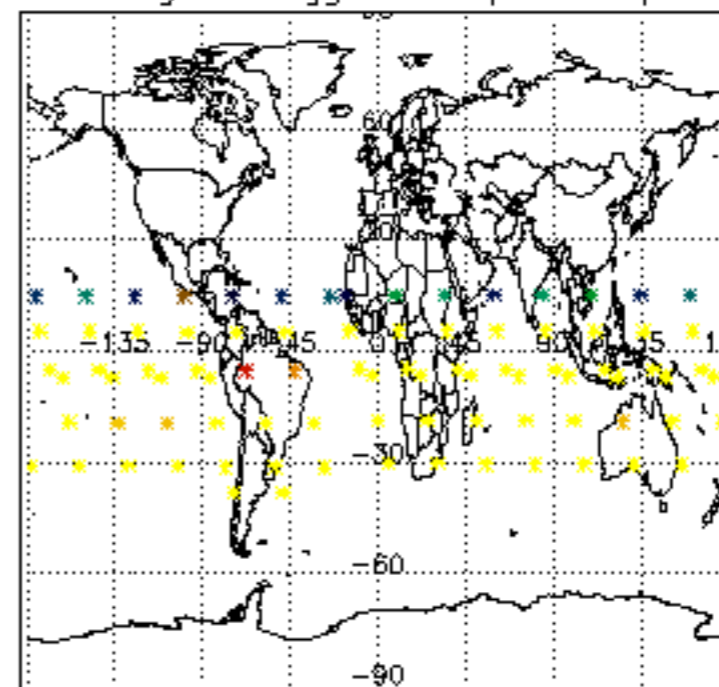
Type	Auxiliary Filename	Used since product	Used since product date
INST_PHYS_CHARACTERISTICS	GOM_INS_AXVIEC20091111_143220_20030716_120000_20500101_000000	1	24-MAR-2008 00:01:58
LEVEL-2_PROC_CONFIG	GOM_PR2_AXVIEC20091111_152718_20020301_000000_20500101_000000	1	24-MAR-2008 00:01:58
CROSS_SECTIONS_FILE	GOM_CRS_AXVIEC20091111_154832_20020301_000000_20500101_000000	1	24-MAR-2008 00:01:58



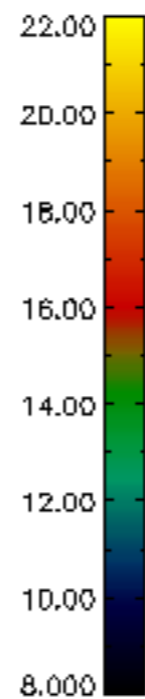
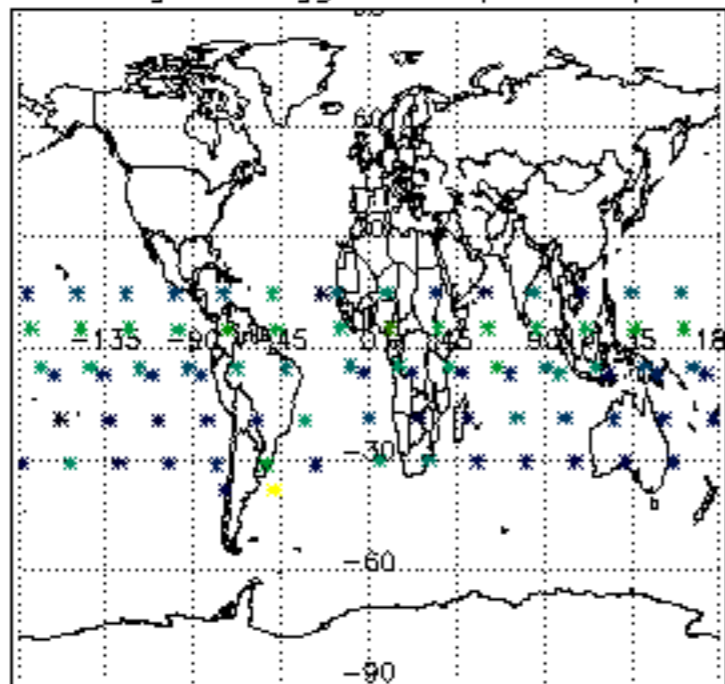
Percentage of flagged data per D3 profile



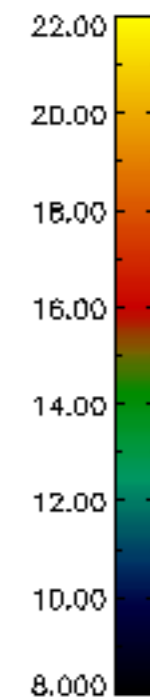
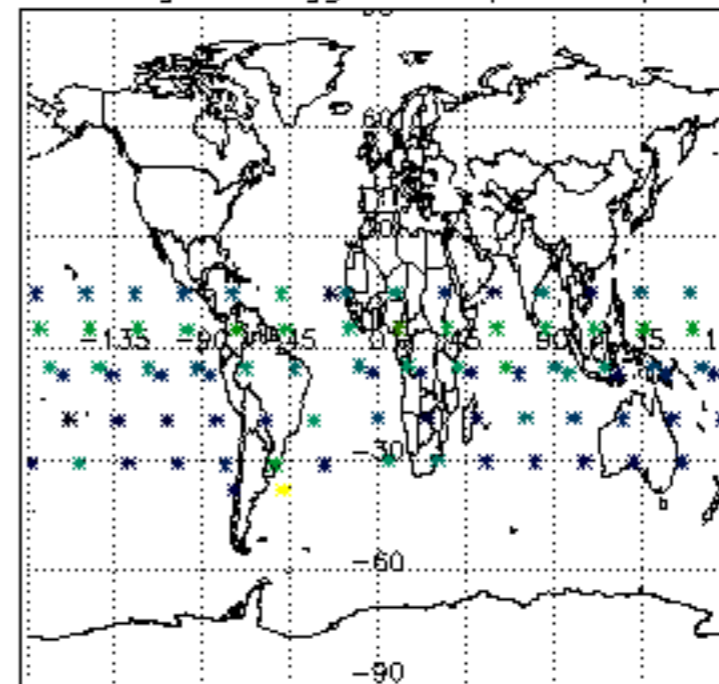
Percentage of flagged data per H2O profile

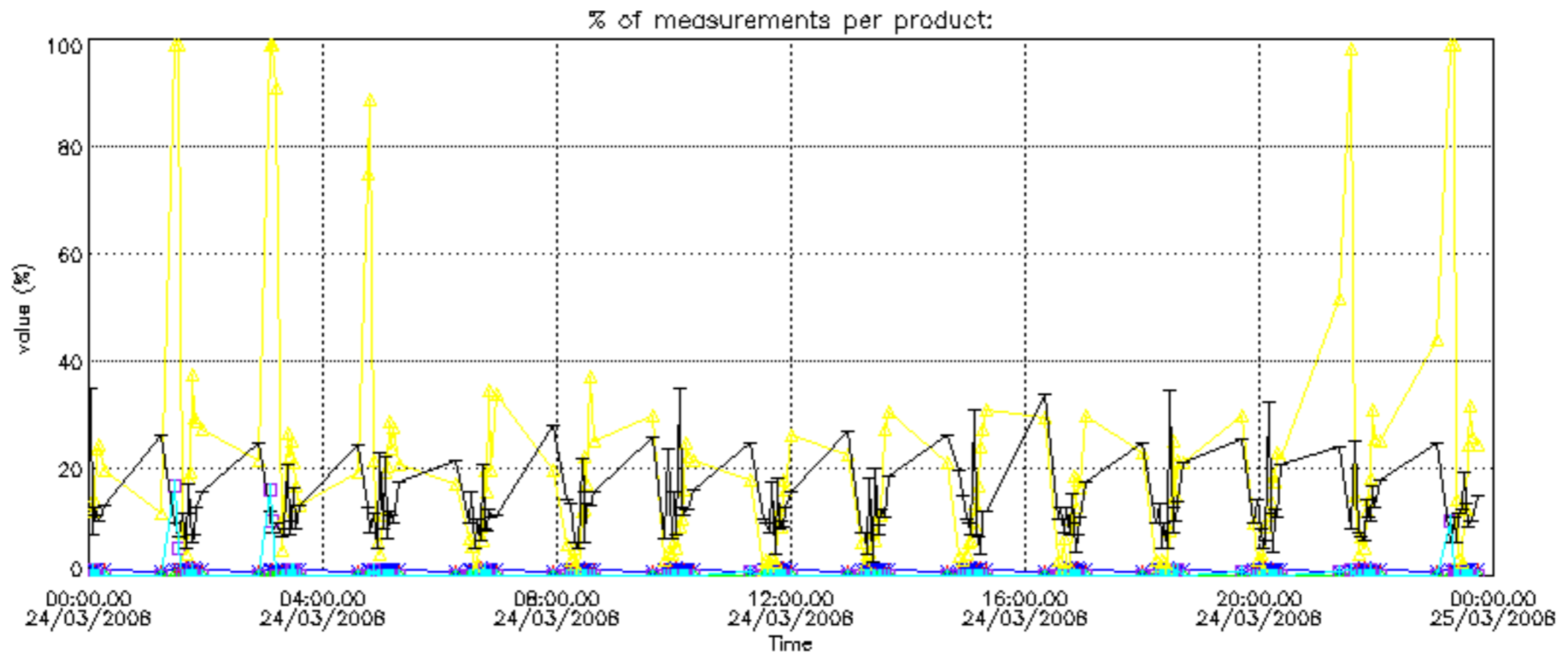


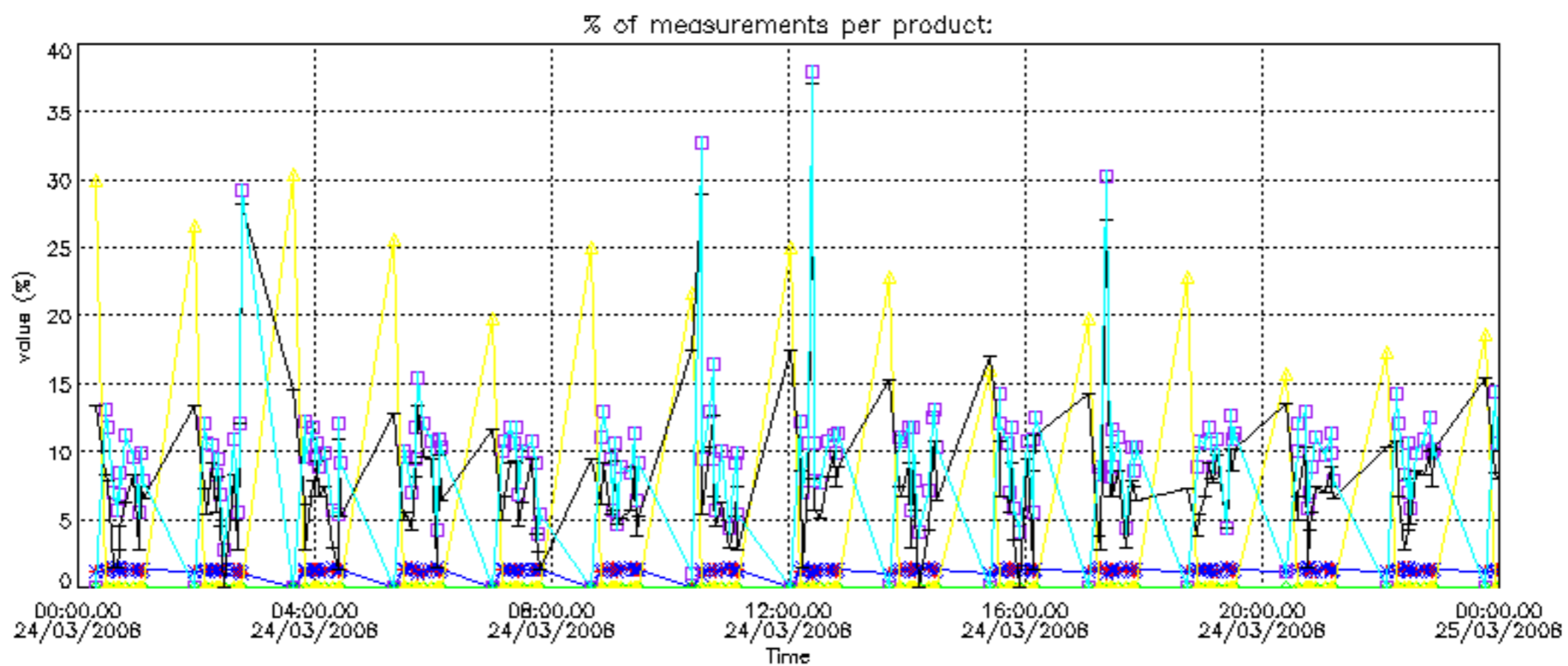
Percentage of flagged data per NO2 profile



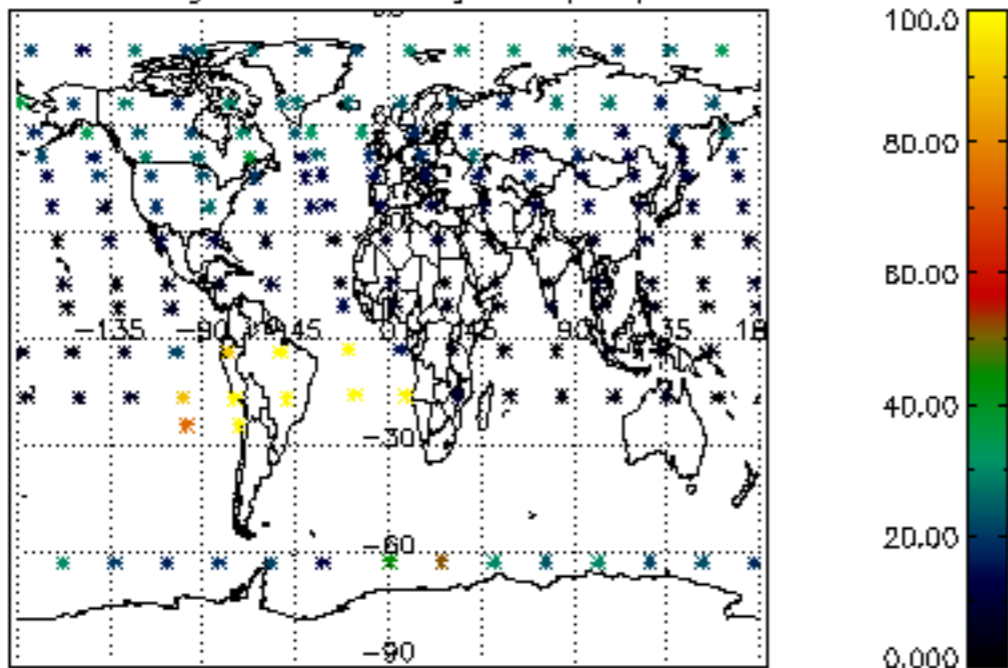
Percentage of flagged data per NO3 profile



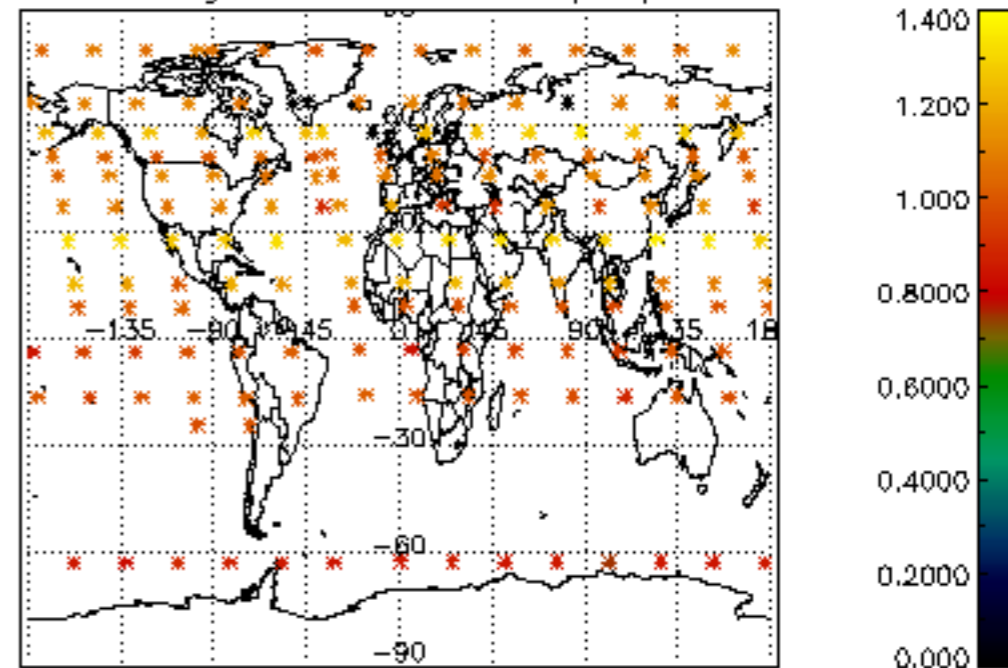




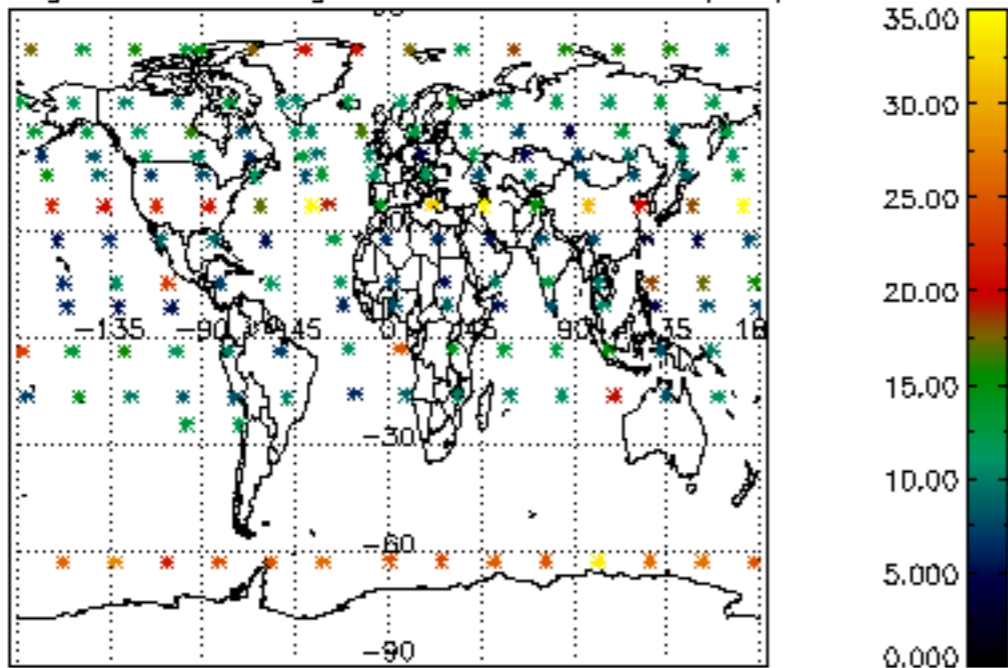
Percentage of cosmic ray hits per profile



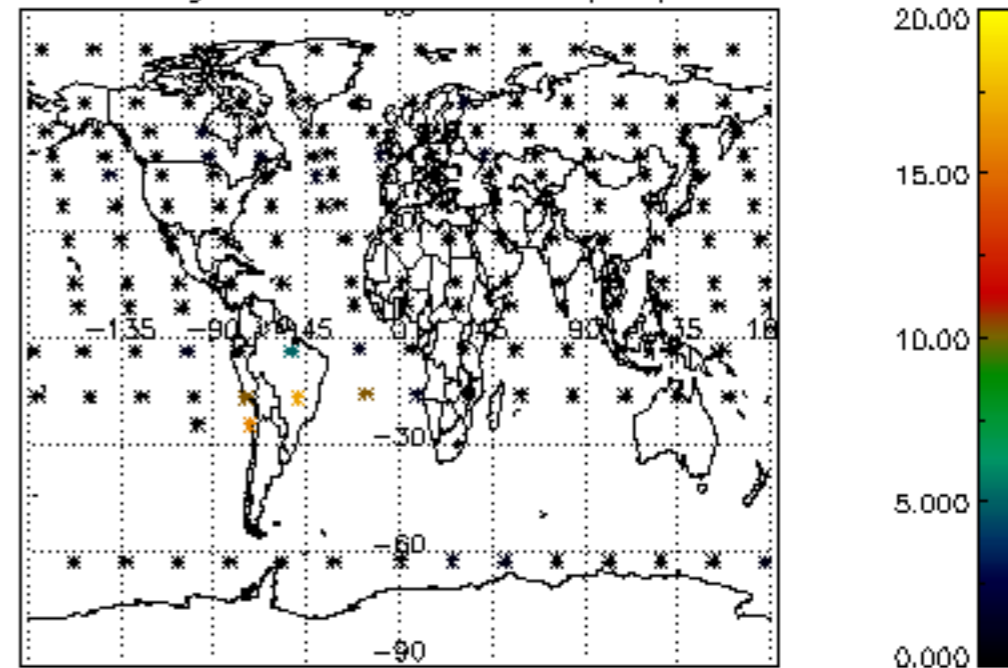
Percentage of datation errors per profile



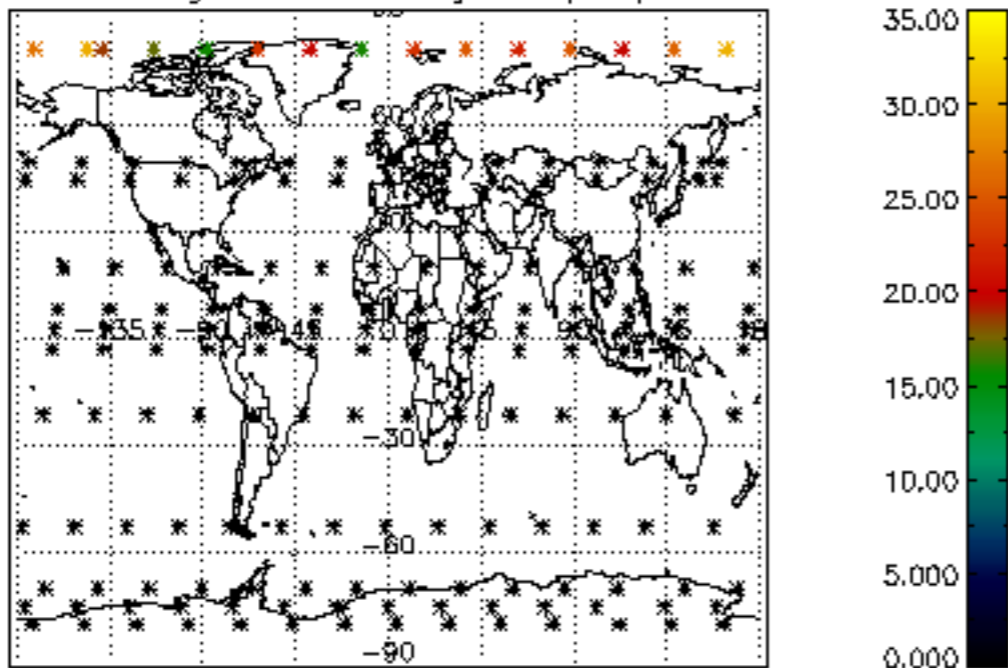
Percentage of star falling outside central band per profile



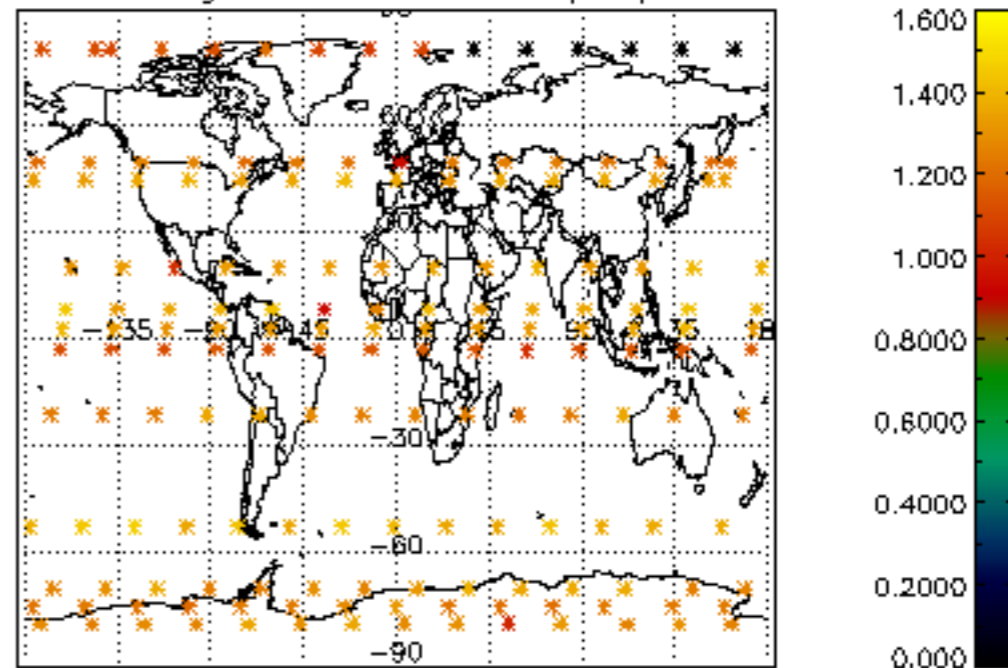
Percentage of saturation errors per profile



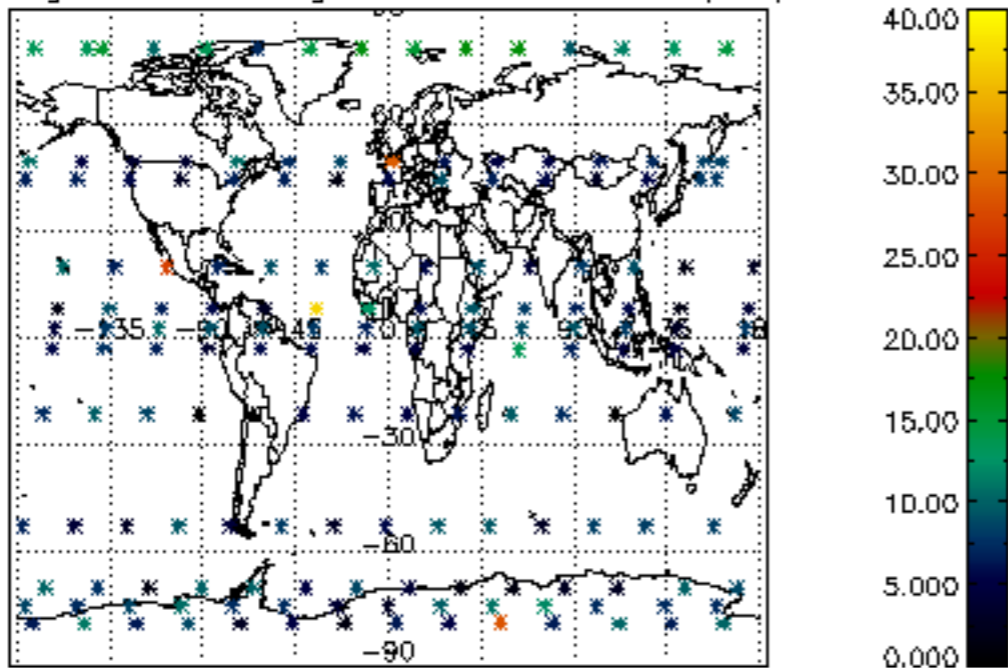
Percentage of cosmic ray hits per profile



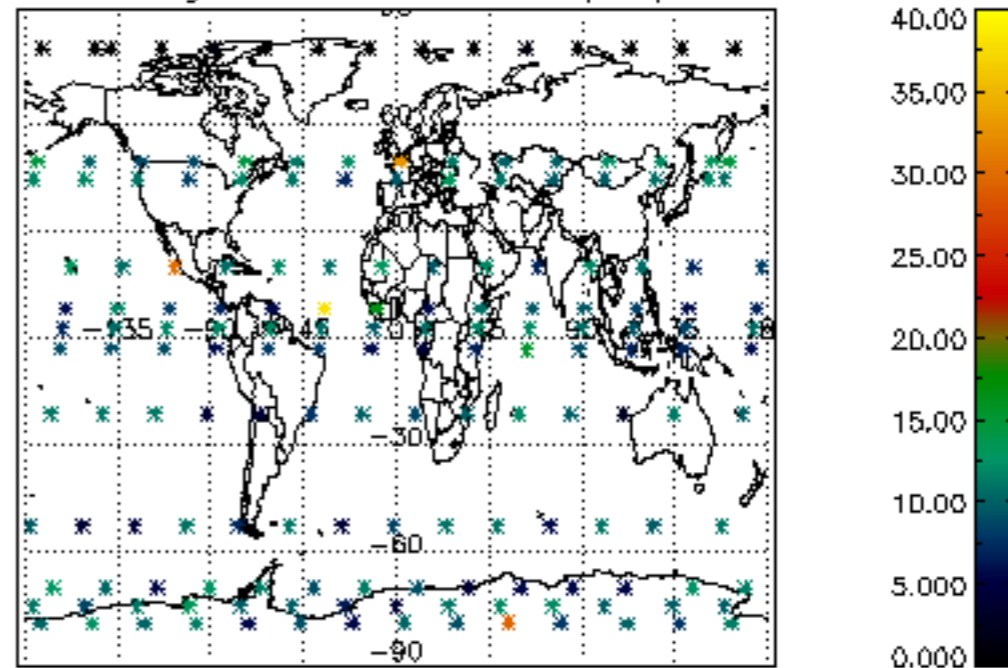
Percentage of datation errors per profile

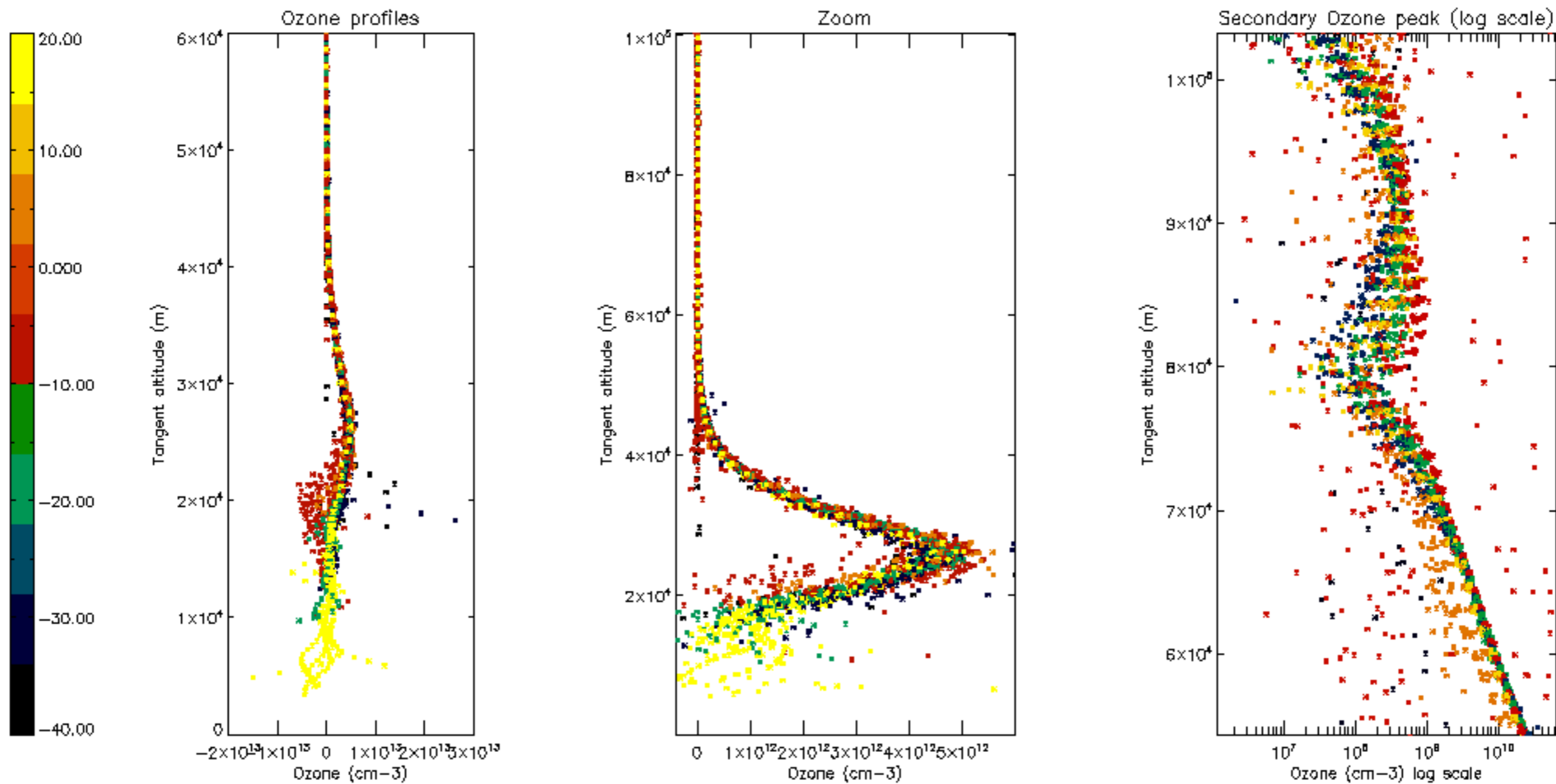


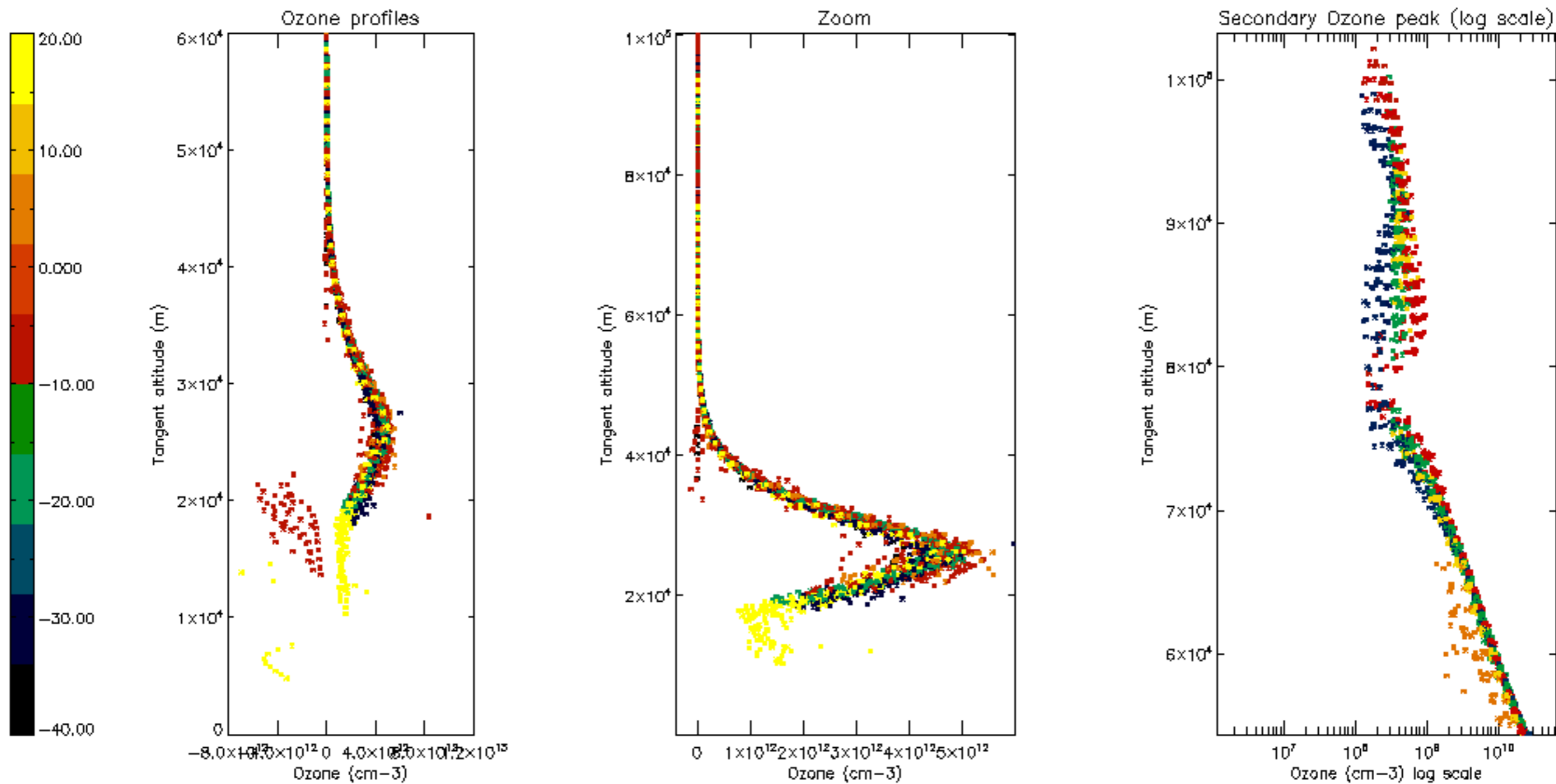
Percentage of star falling outside central band per profile

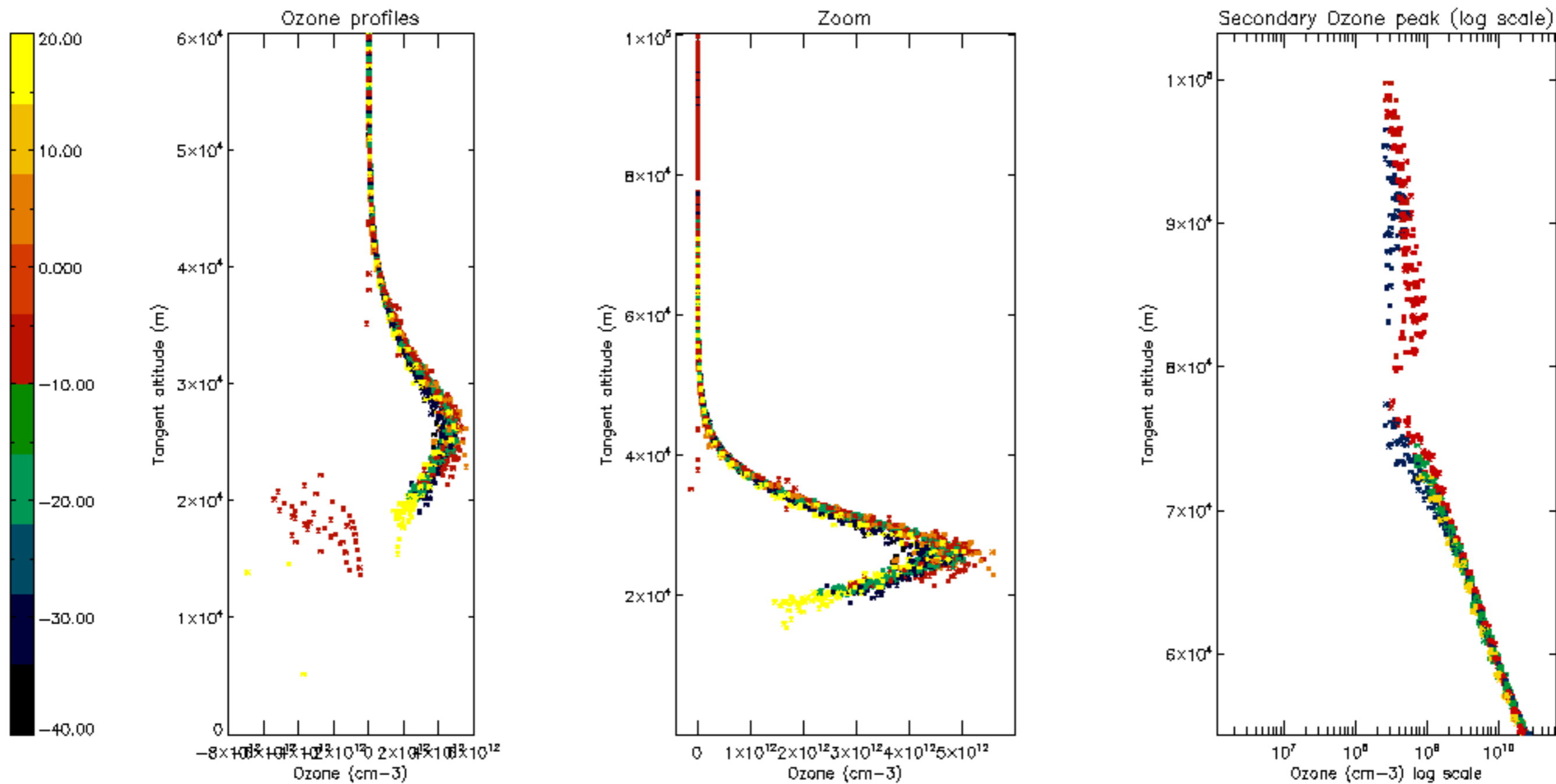


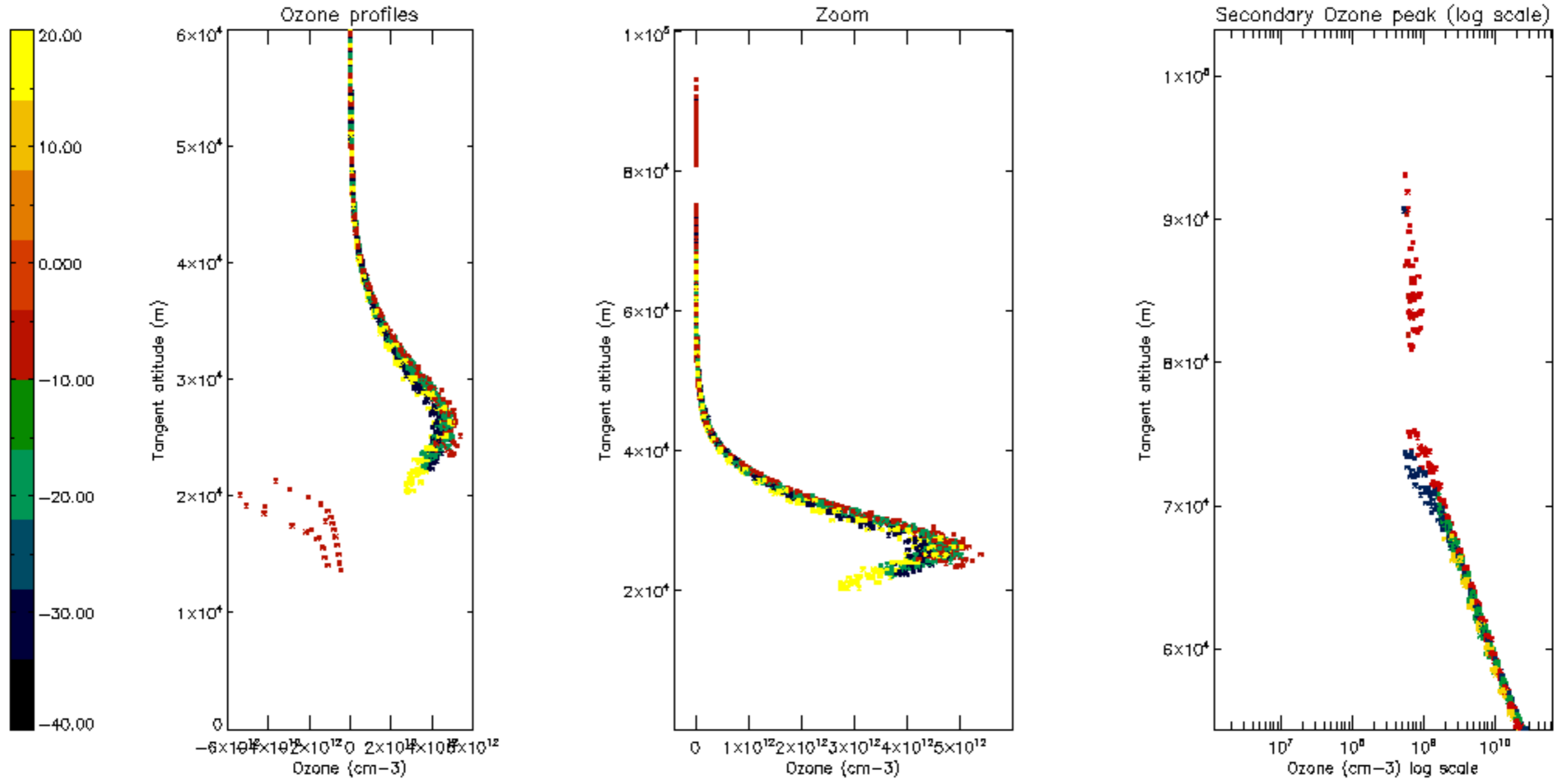
Percentage of saturation errors per profile

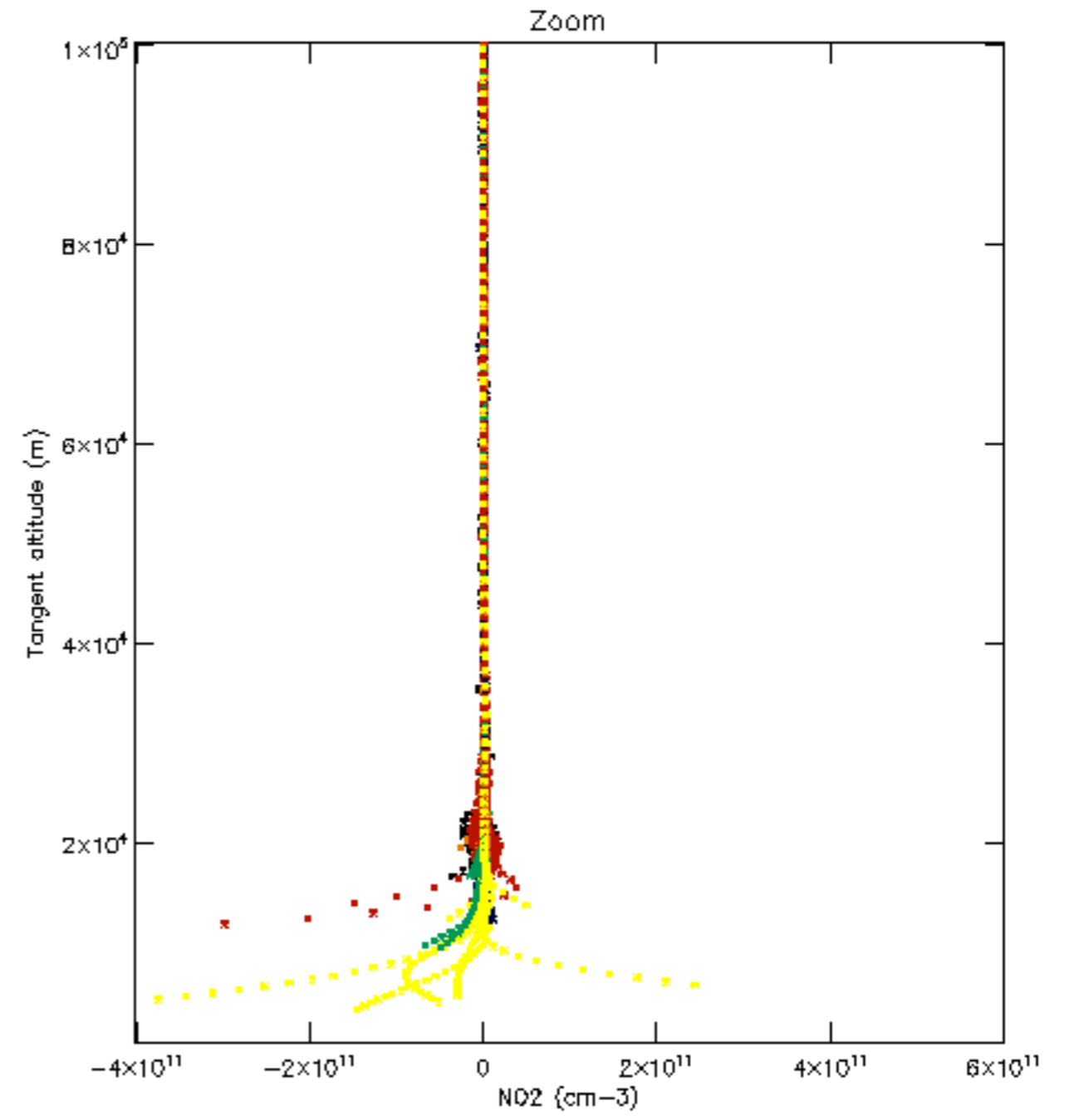
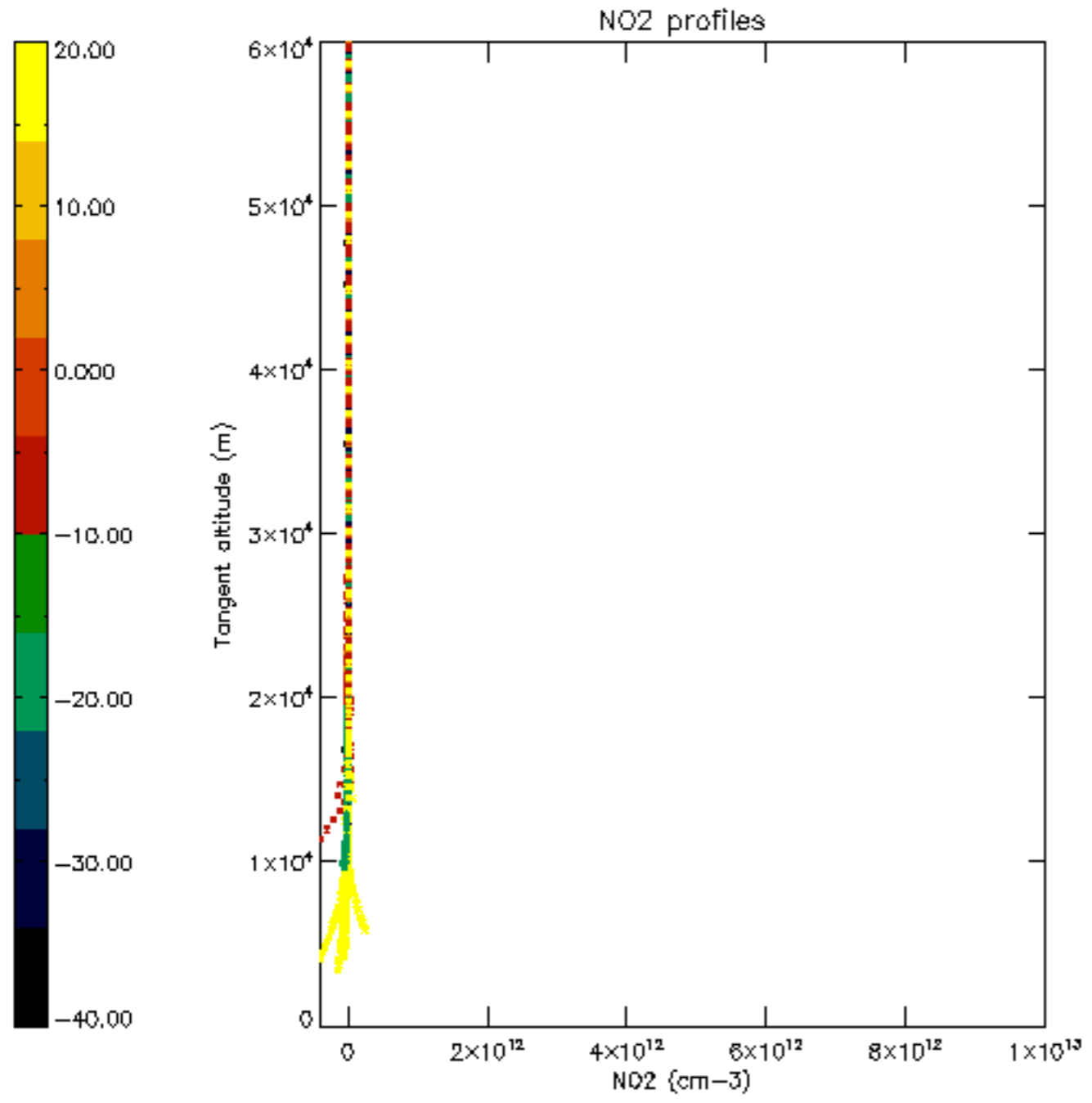


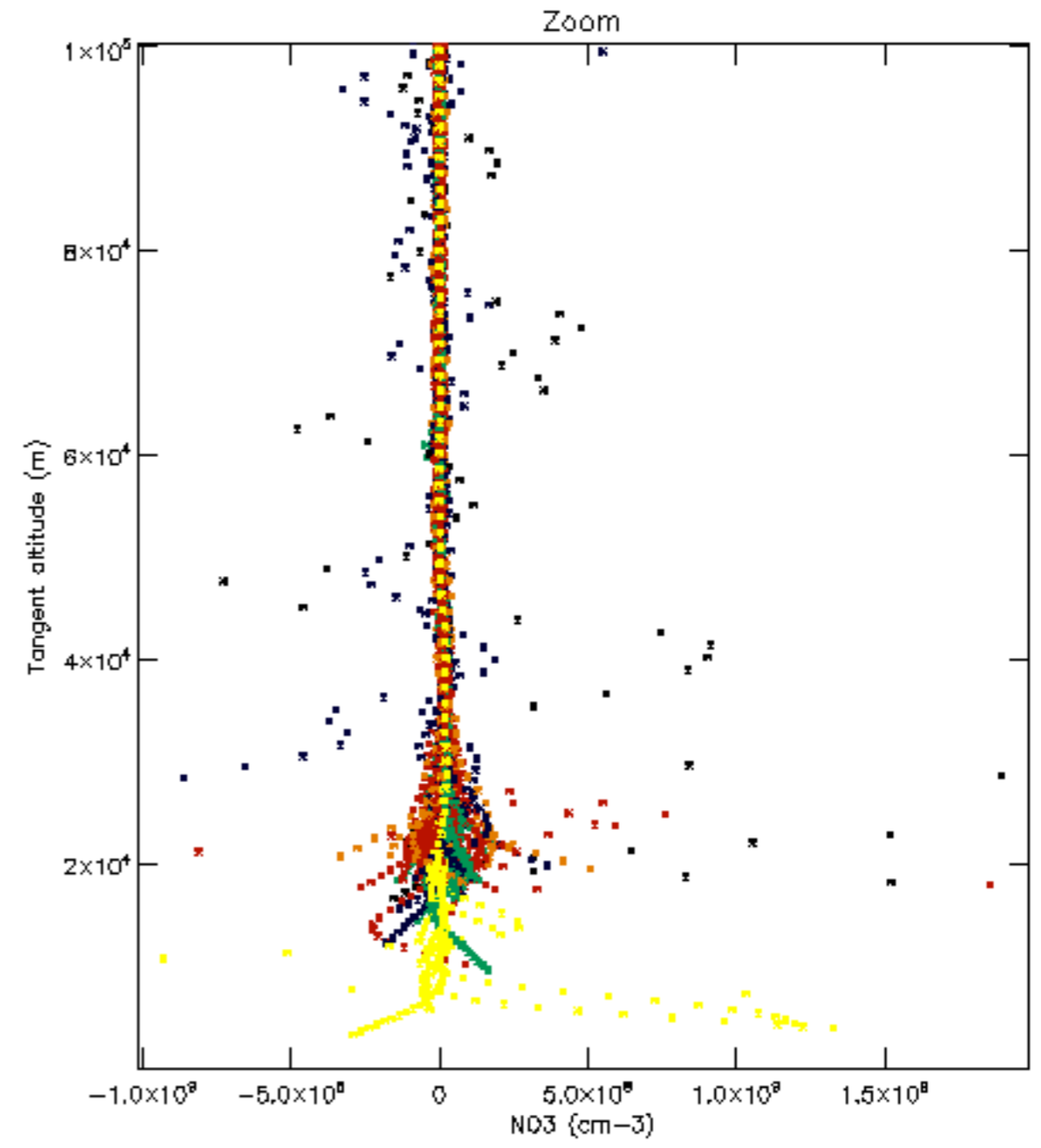
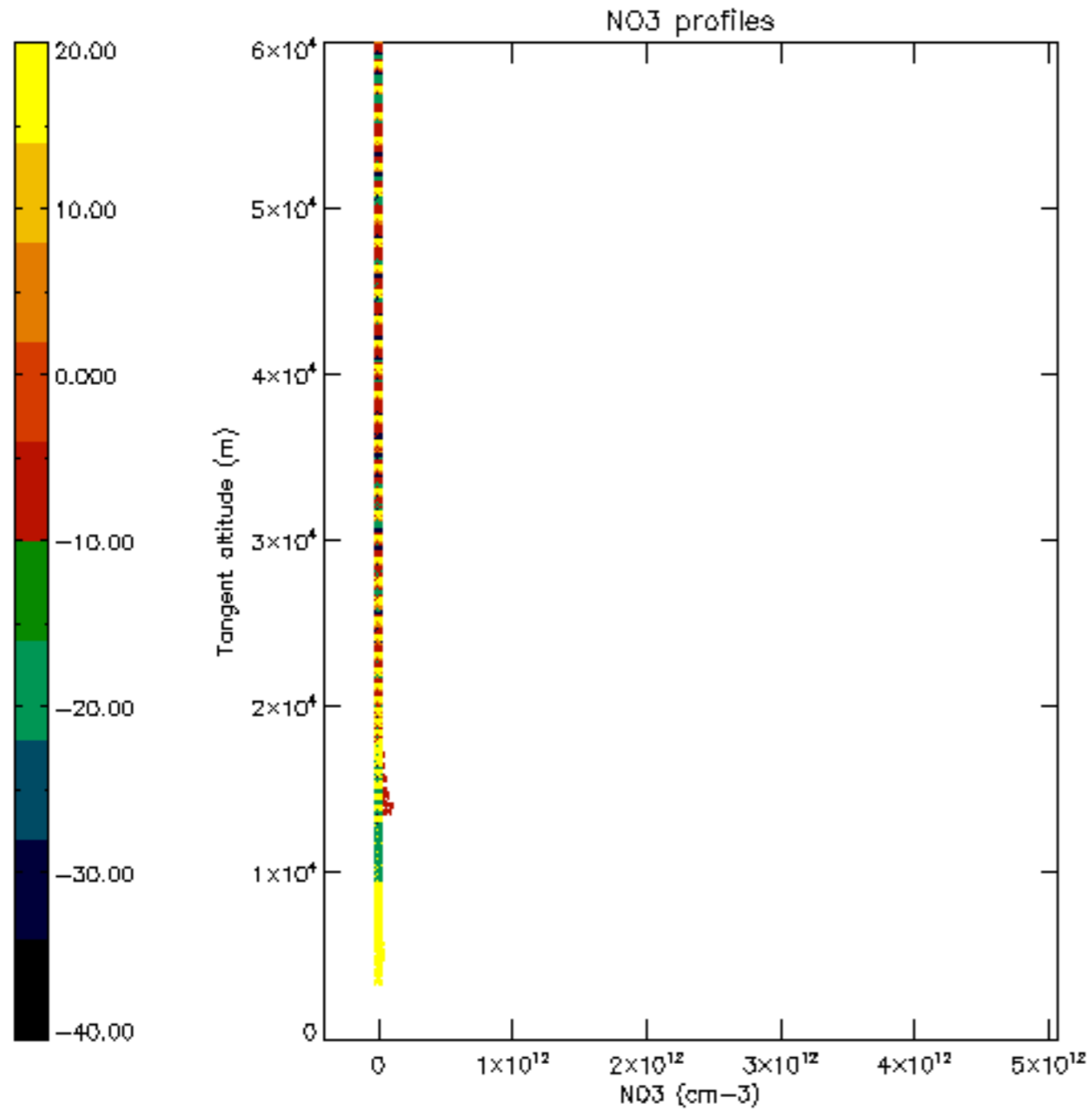


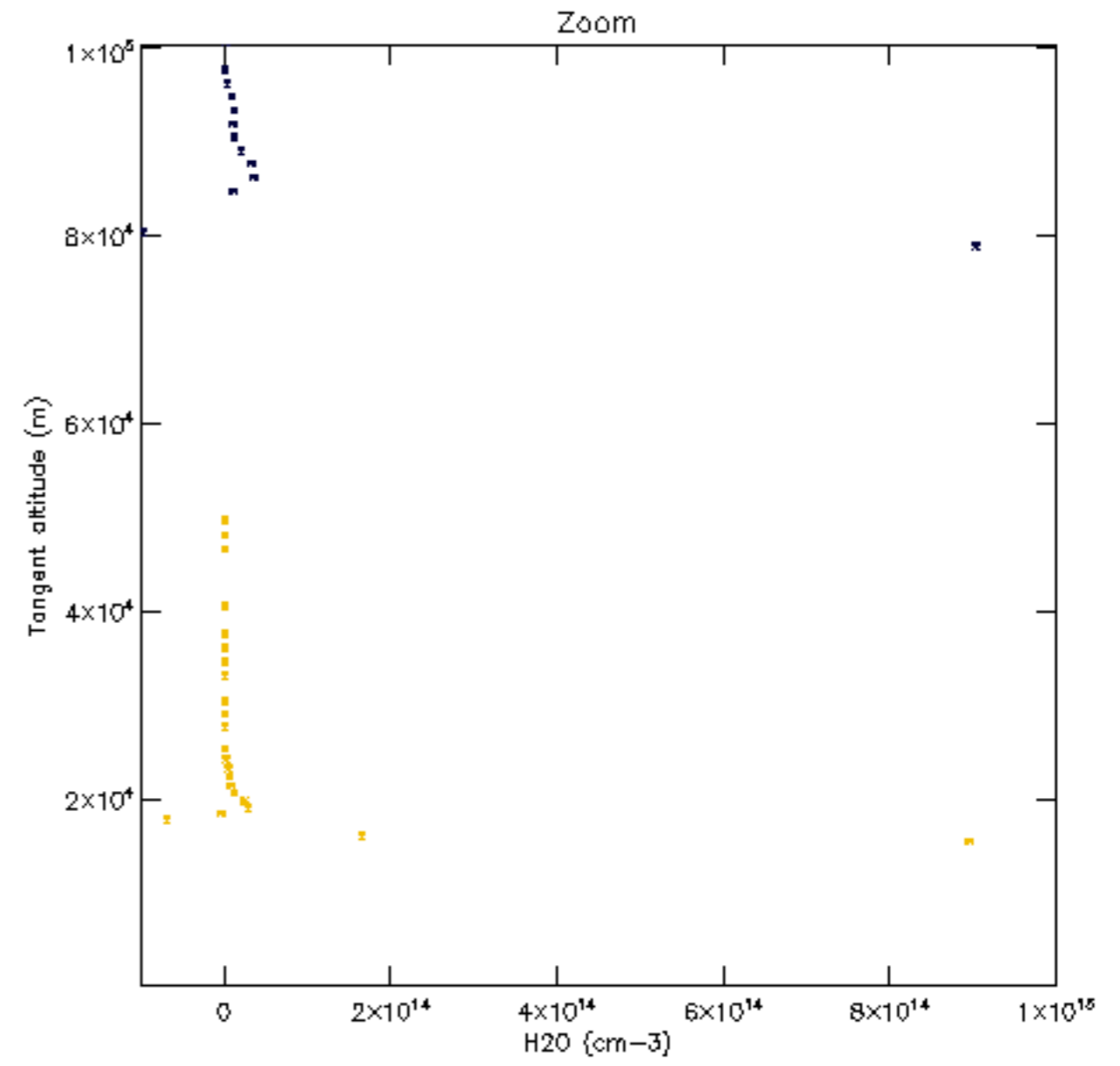
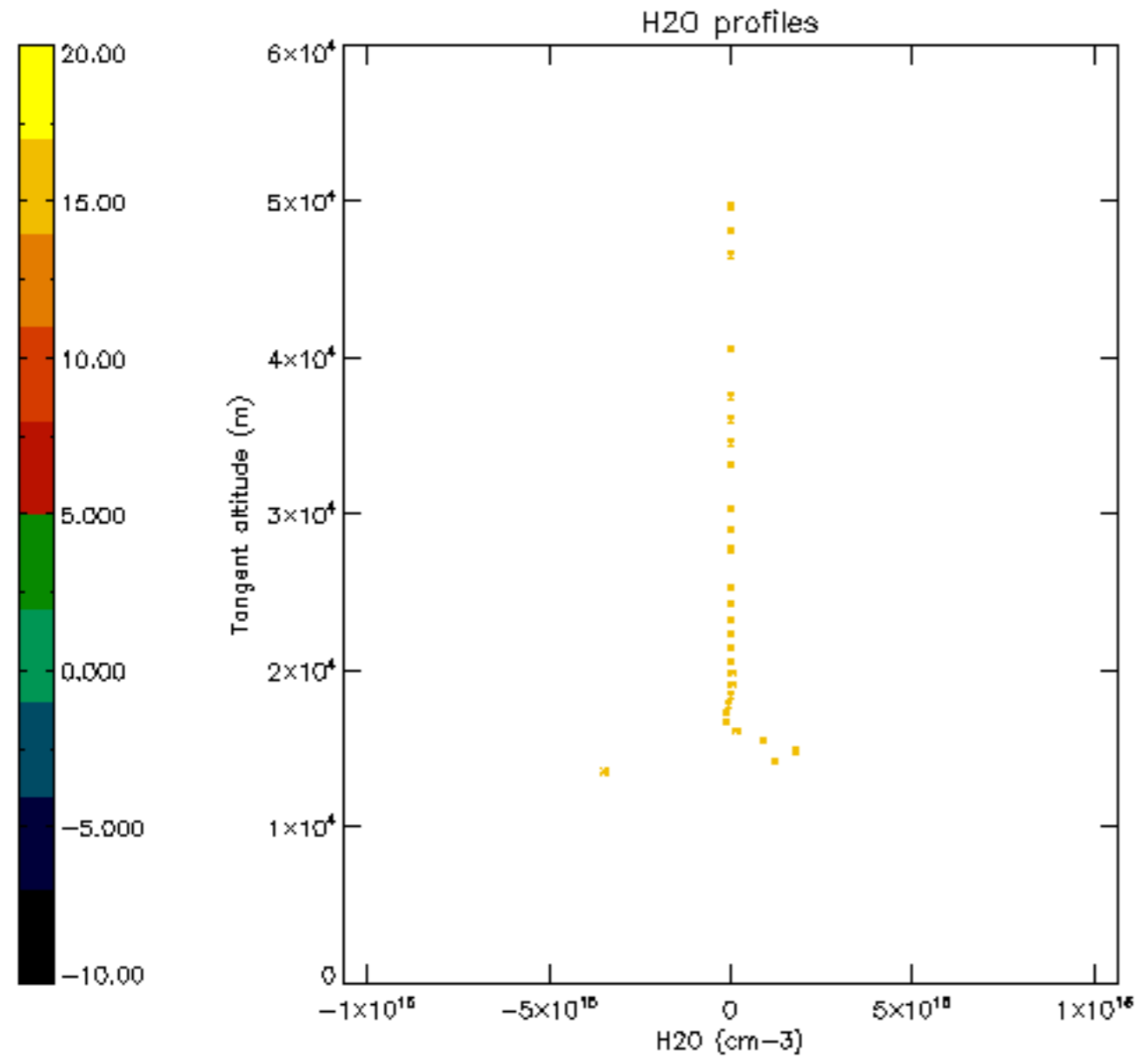


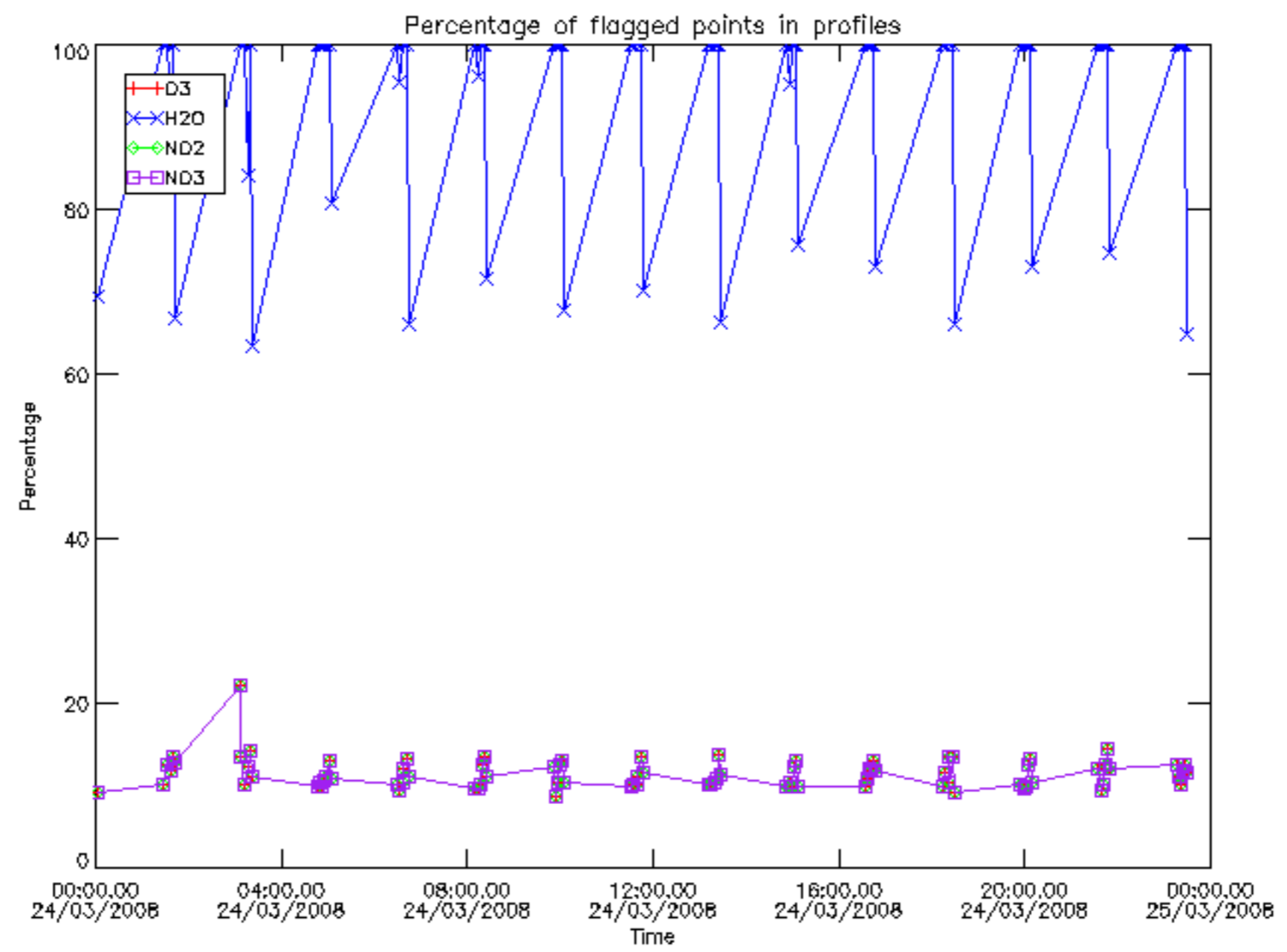




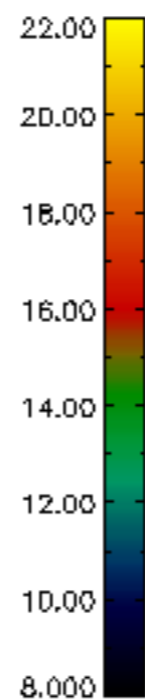
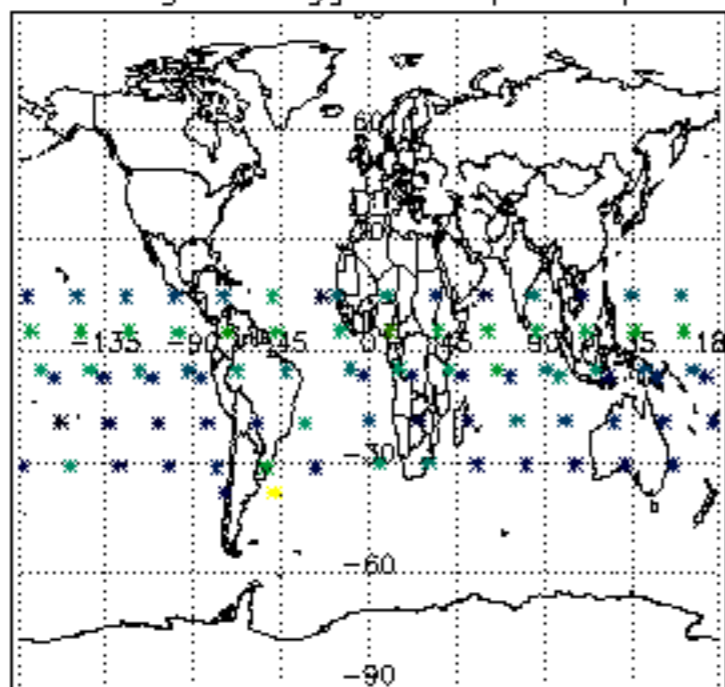




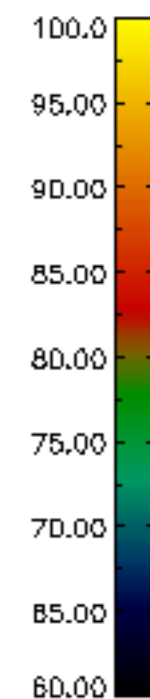
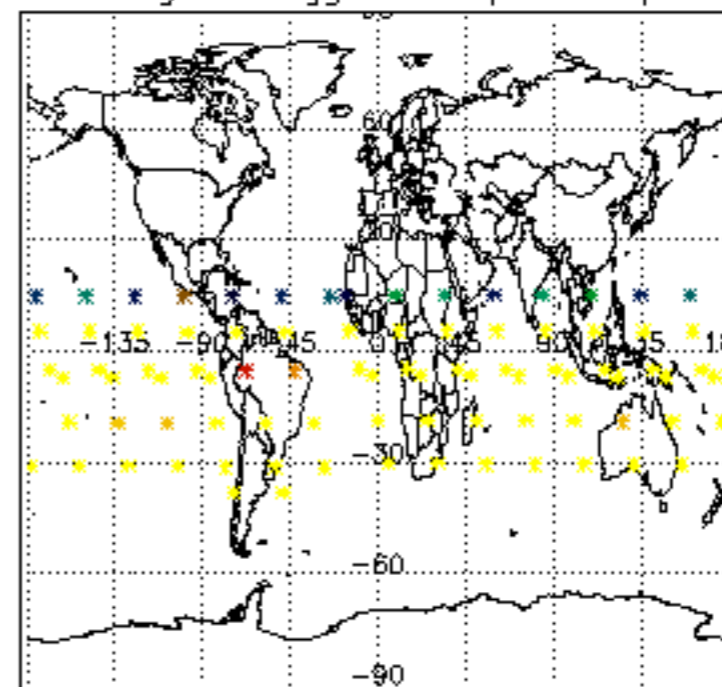




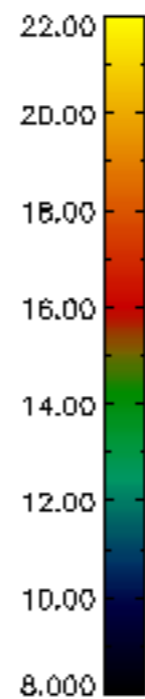
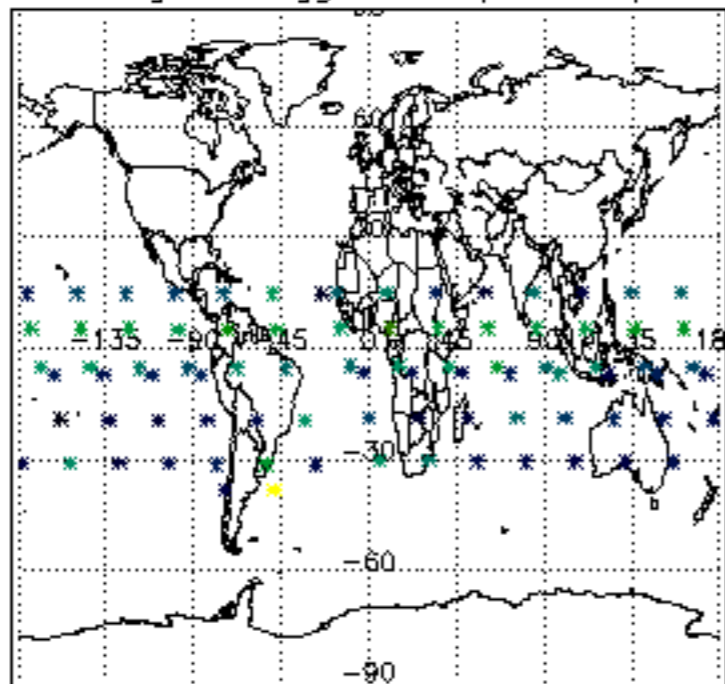
Percentage of flagged data per D3 profile



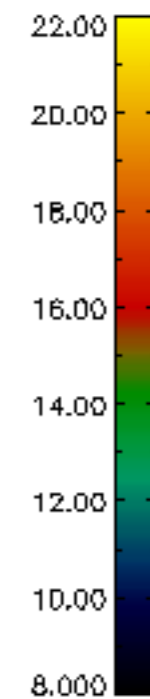
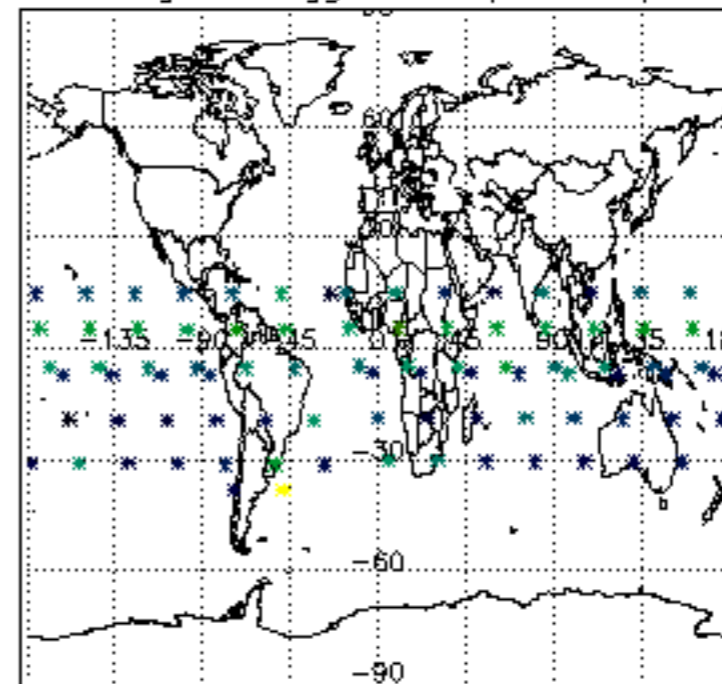
Percentage of flagged data per H2O profile

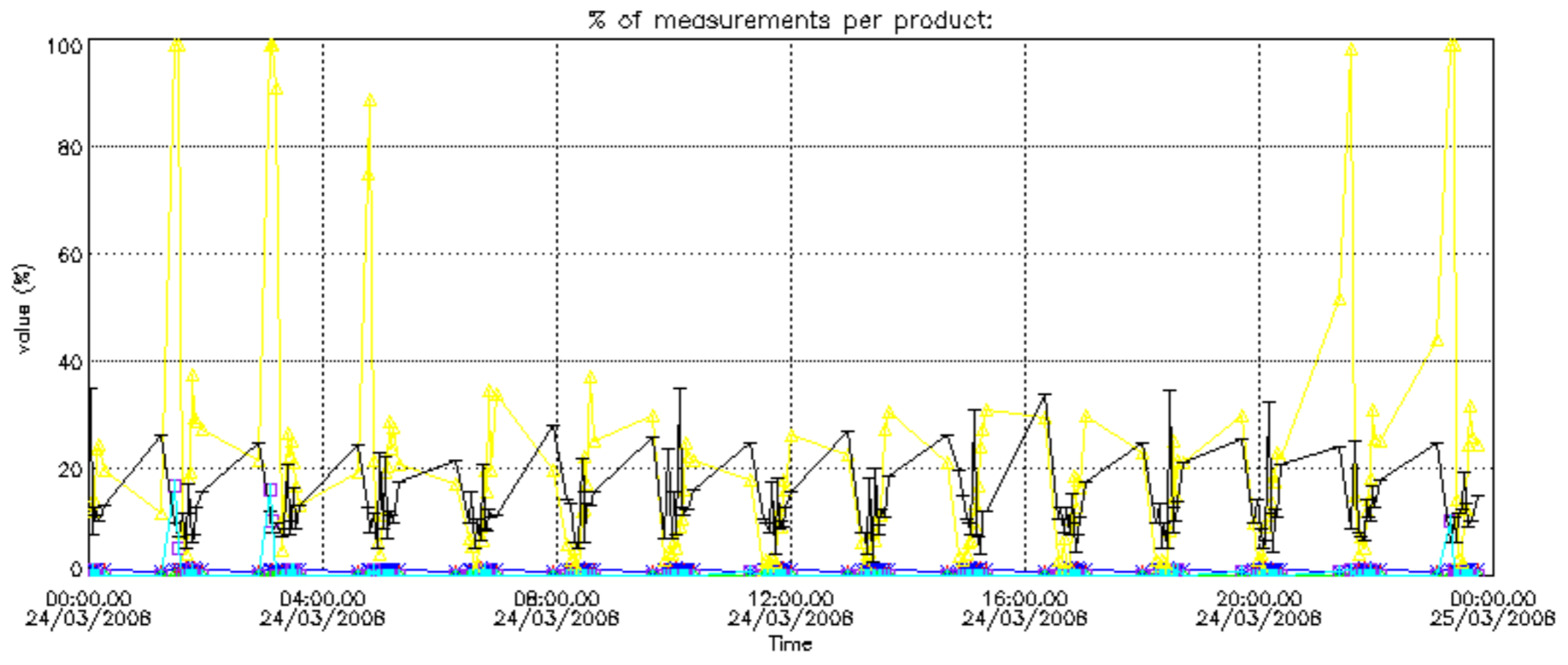


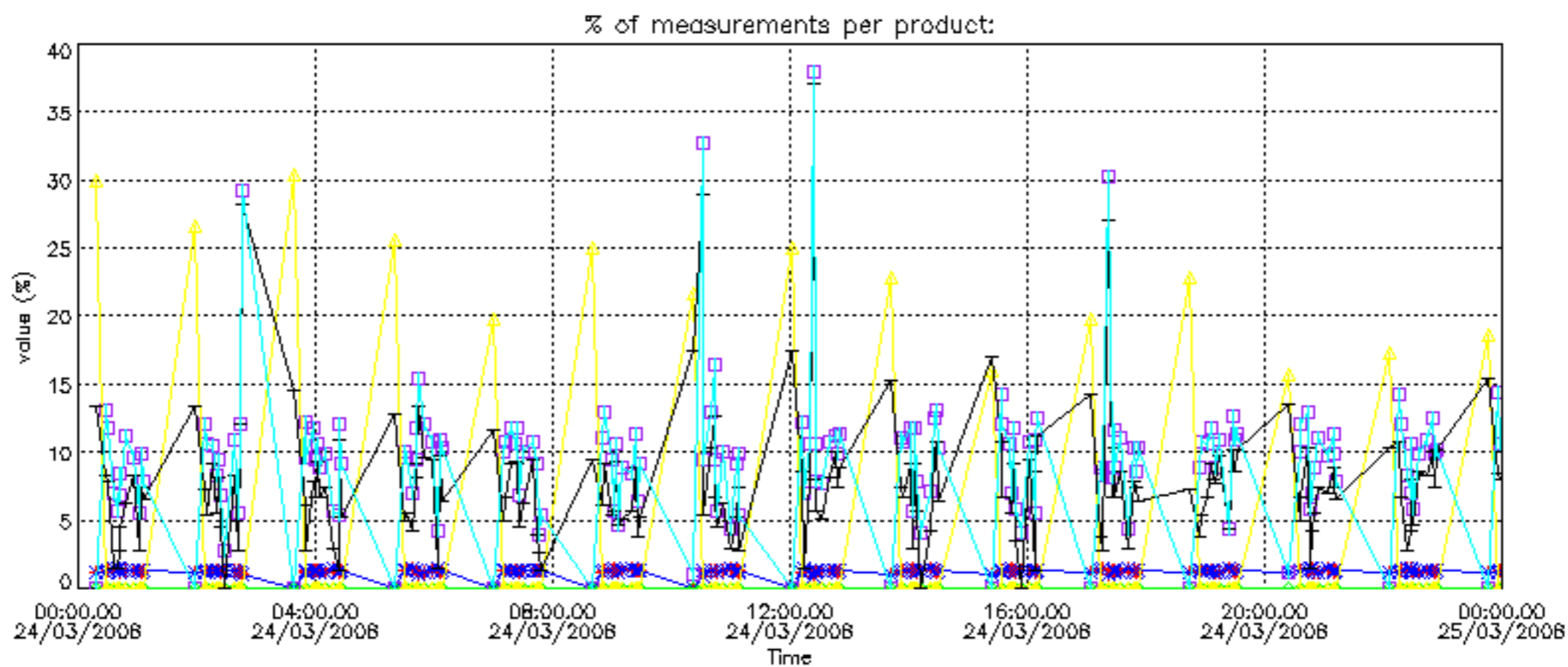
Percentage of flagged data per NO2 profile



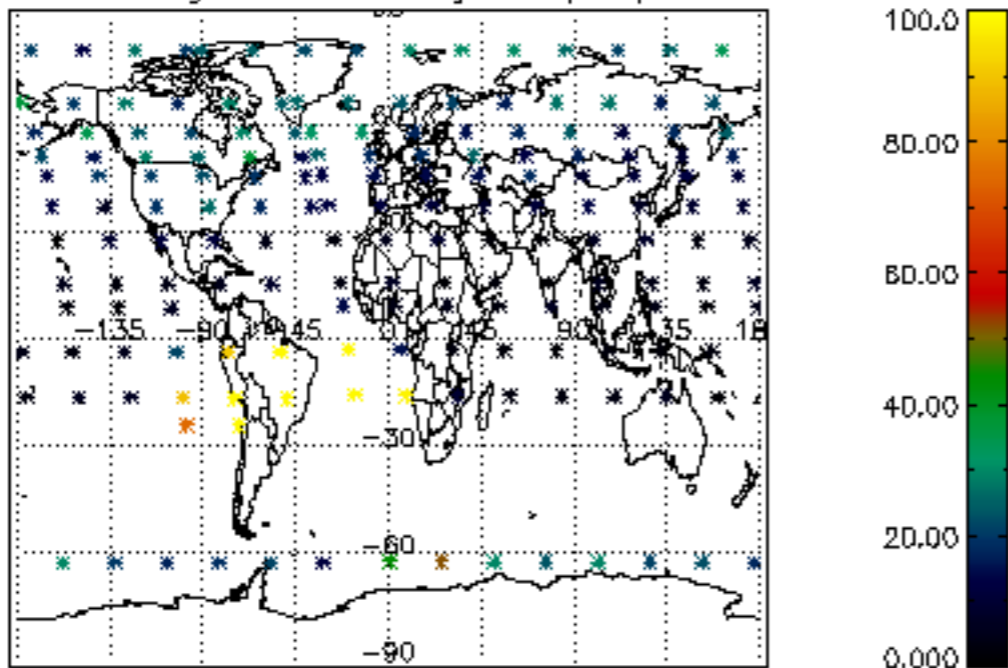
Percentage of flagged data per NO3 profile



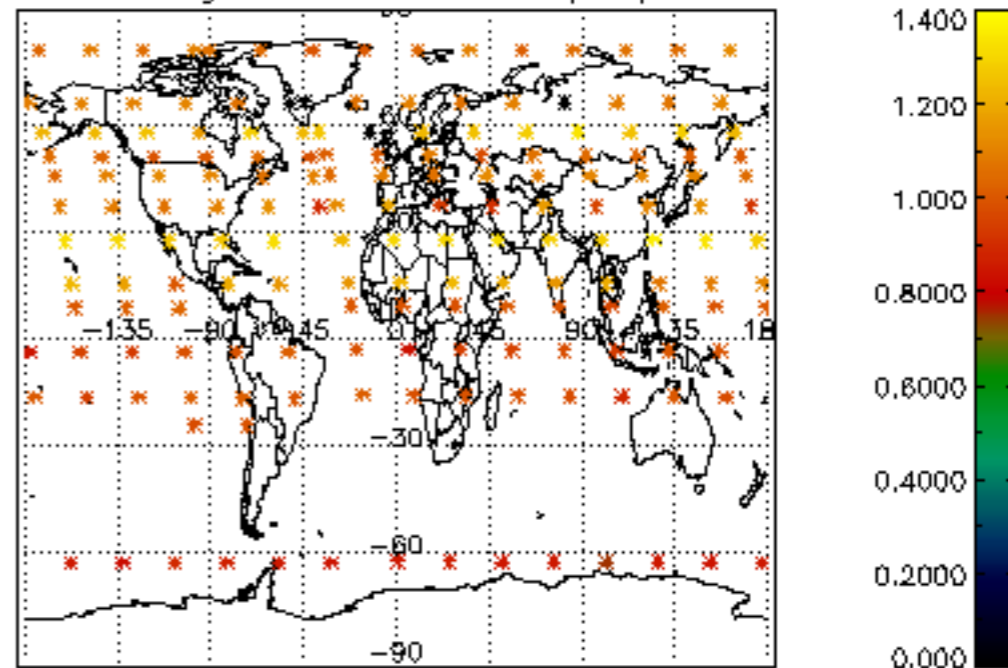




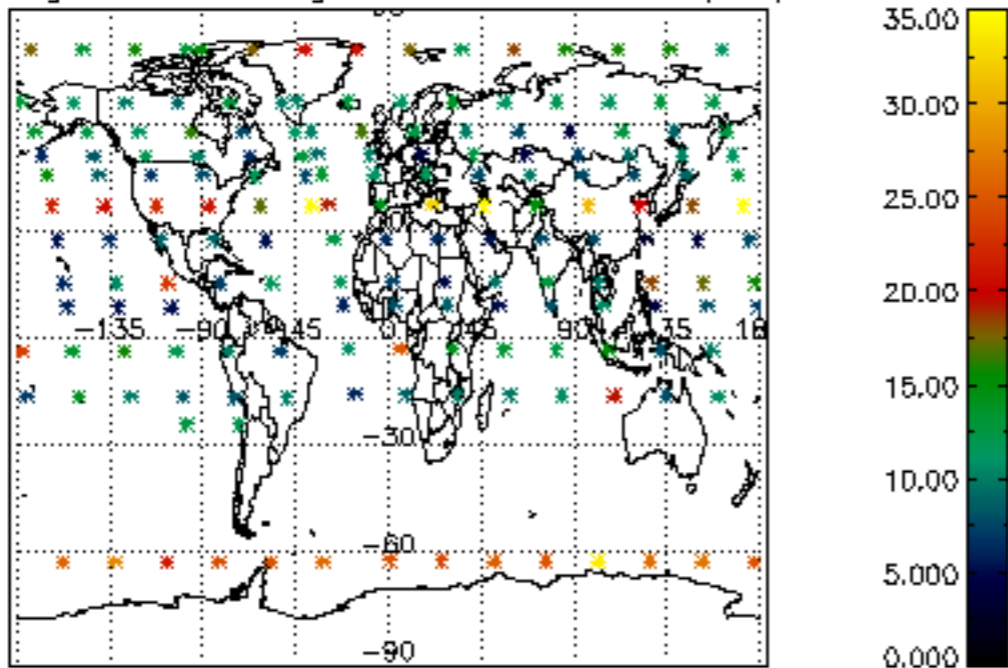
Percentage of cosmic ray hits per profile



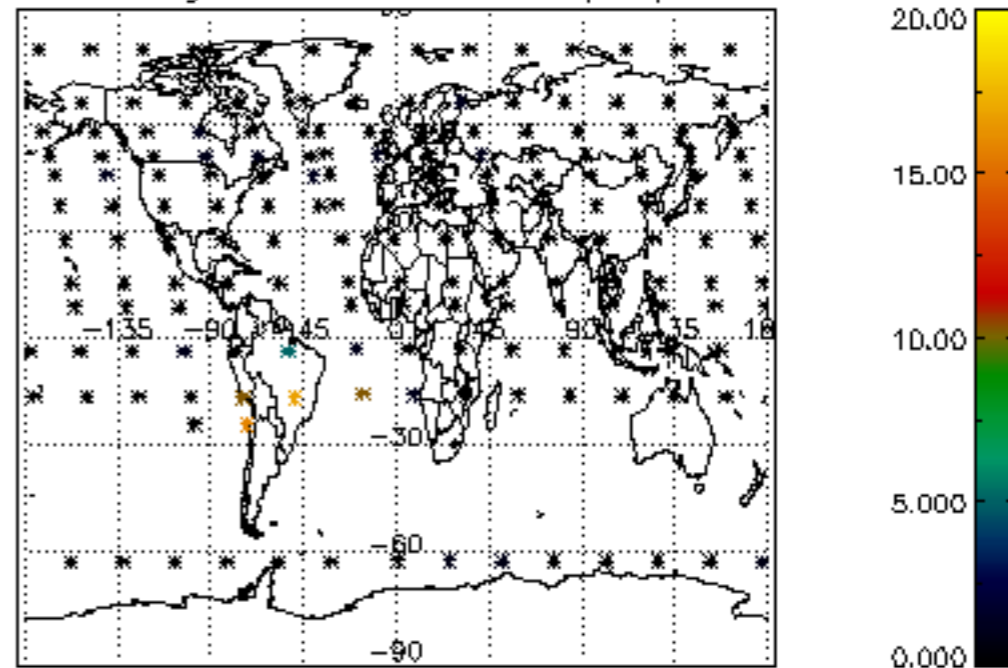
Percentage of datation errors per profile



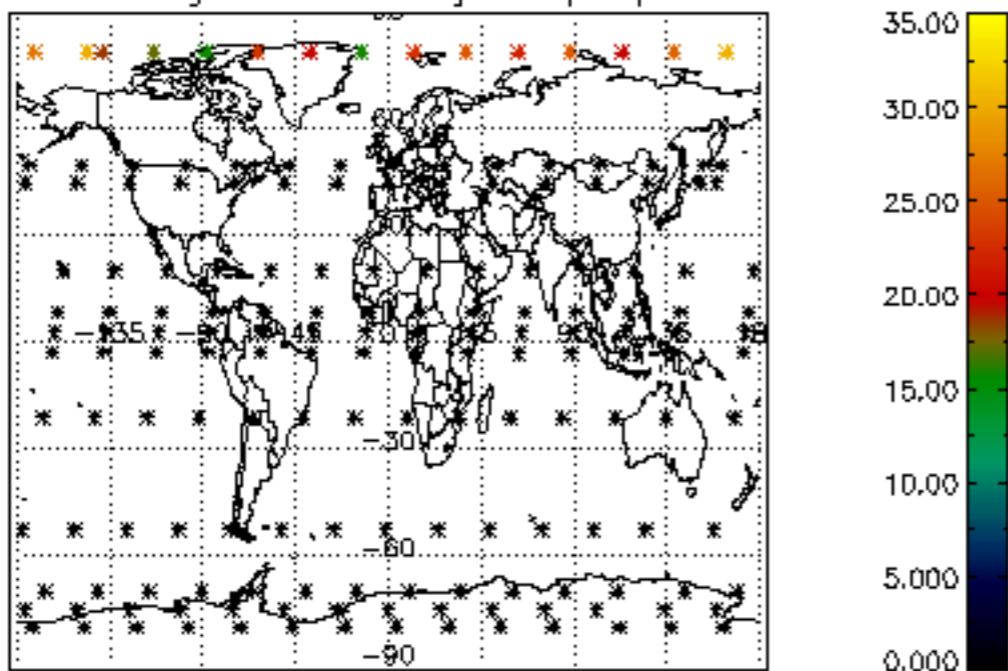
Percentage of star falling outside central band per profile



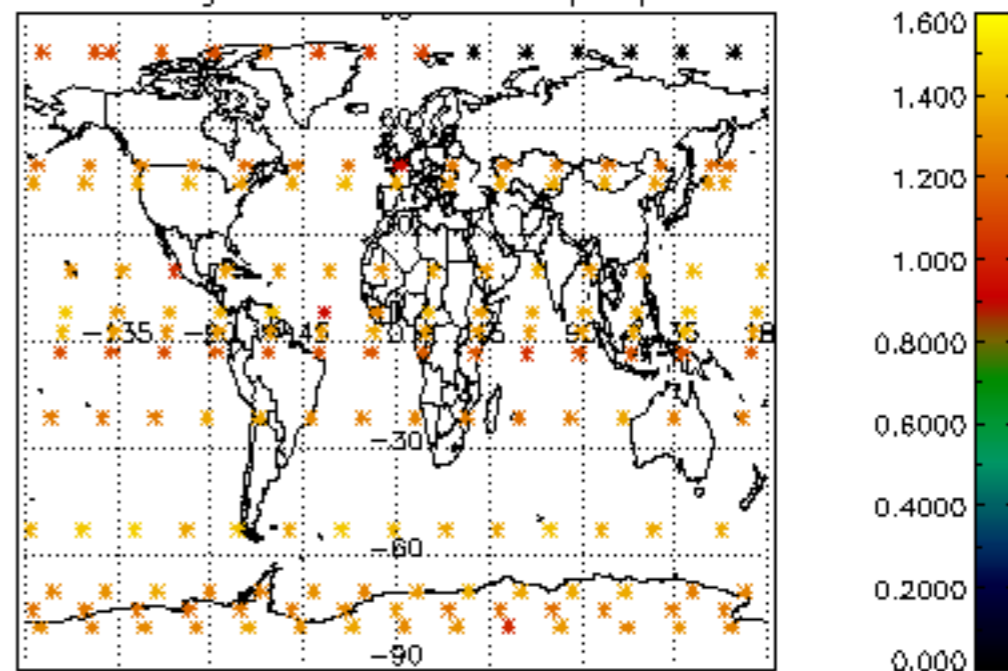
Percentage of saturation errors per profile



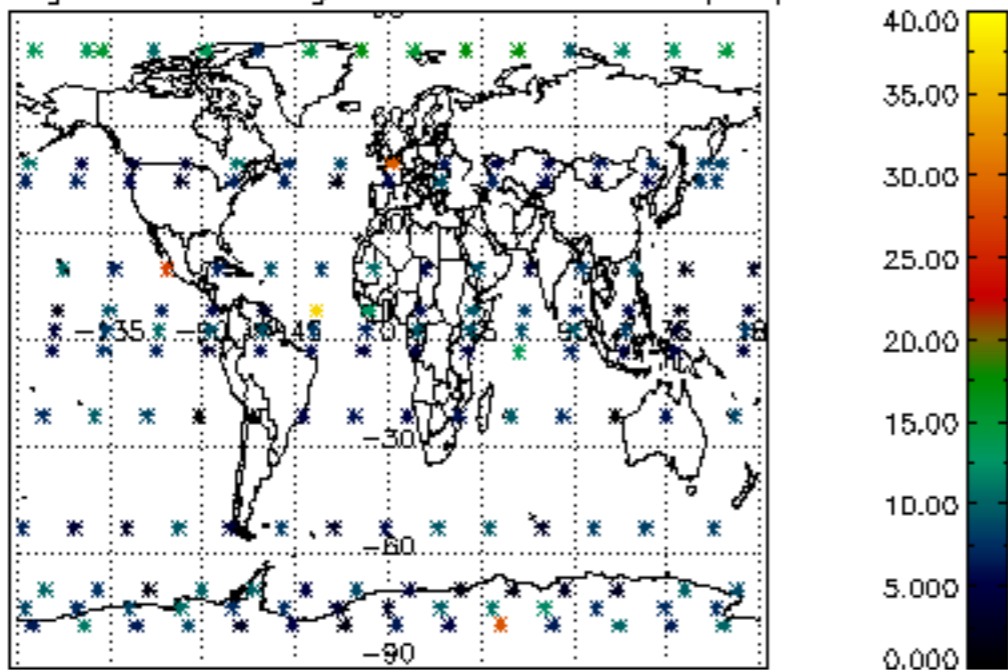
Percentage of cosmic ray hits per profile



Percentage of datation errors per profile



Percentage of star falling outside central band per profile



Percentage of saturation errors per profile

