

GOMOS Level 2 Daily Report

SUMMARY

[1. General Info](#)

[2. Summary of processed GOM_NL_2P products](#)

[3. Level 2 Quality information per product](#)

[3.1 Plot of level 2 quality information per product \(time dependant\)](#)

[3.2 Plot of level 2 quality information per product \(world map\)](#)

[4. Level 1 Quality information per product \(stored on level 2 products\)](#)

[4.1 Plot of level 1 quality information per product \(time dependant\)](#)

[4.1.1 Plot of level 1 quality information per product \(time dependant\): ASCENDING](#)

[4.1.2 Plot of level 1 quality information per product \(time dependant\): DESCENDING](#)

[4.2 Plot of level 1 quality information per product \(world map\)](#)

[4.2.1 Plot of level 1 quality information per product \(world map\): ASCENDING](#)

[4.2.2 Plot of level 1 quality information per product \(world map\): DESCENDING](#)

[5. Ozone profiles based on quality statistics and other trace gas profiles](#)

[5.1 Ozone statistics based on quality of products](#)

[5.2 Plot ozone profiles for all STD \(dark without errors\)](#)

[5.3 Plot ozone profiles where STD < 20% \(dark without errors\)](#)

[5.4. Plot ozone profiles where STD < 10% \(dark without errors\)](#)

[5.5. Plot ozone profiles where STD < 5% \(dark without errors\)](#)

[5.6 Plot NO2 profiles for all STD \(dark without errors\)](#)

[5.7 Plot NO3 profiles for all STD \(dark without errors\)](#)

[5.8 Plot H2O profiles \(only for occultations of stars 1,2,3,4,13,14,16,26,63 dark without errors\) for all STD](#)

[6. Auxiliary Data Files used for the production reported in section 2](#)

This report presents the daily analysis on parameters extracted from GOMOS level 2 data (GOM_NL__2P). It is intended to monitor some important parameters that will impact the quality of these products. A list of level 2 products (and content) that have arrived during the reporting day to the PCF is also given.

Item	Value
Time of report generation	25APR2013 11:55:28
Data source version	GOMOS/6.01
Start time of products	20-03-2008 (20MAR2008 00:00:00)
Stop time of products	21-03-2008 (21MAR2008 00:00:00)
Store outputs in DB	Yes
Nb of level 2 prods	266
Nb of prods with errors	0

2. Summary of processed GOM_NL__2P products.

Nr	Filename	UTC Start time	Limb	Duration	Star Id	Star Name	Star Mag	Star Temp	Nb Meas	Orbit	Prod. error
1	GOM_NL__2PRFIN20080320_000942_000000492067_00030_31647_4851.N1	20-MAR-2008 00:09:42	Dark	48.500	155	41Pi Sgr	2.9000	6600.0	97	31647	No
2	GOM_NL__2PRFIN20080320_001148_000000492067_00030_31647_4852.N1	20-MAR-2008 00:11:48	Dark	48.500	57	34Sig Sgr	2.0660	26000.	97	31647	No
3	GOM_NL__2PRFIN20080320_001520_000000482067_00030_31647_4853.N1	20-MAR-2008 00:15:20	Dark	47.500	38	20Eps Sgr	1.8360	11000.	95	31647	No
4	GOM_NL__2PRFIN20080320_002102_000000422067_00031_31648_4837.N1	20-MAR-2008 00:21:02	Dark	42.000	141	Bet Ara	2.8400	4600.0	84	31648	No
5	GOM_NL__2PRFIN20080320_002436_000000382067_00031_31648_4838.N1	20-MAR-2008 00:24:36	Dark	38.000	134	Bet TrA	2.8100	6600.0	76	31648	No
6	GOM_NL__2PRFIN20080320_002720_000000552067_00031_31648_4839.N1	20-MAR-2008 00:27:20	Dark	55.000	4	Alp1Cen	-0.010000	5800.0	110	31648	No
7	GOM_NL__2PRFIN20080320_002932_000000452067_00031_31648_4840.N1	20-MAR-2008 00:29:32	Dark	45.000	78	Alp Lup	2.3040	28000.	90	31648	No
8	GOM_NL__2PRFIN20080320_003135_000000522067_00031_31648_4841.N1	20-MAR-2008 00:31:35	Straylight	51.500	26	Gam Cru	1.6240	2900.0	103	31648	No
9	GOM_NL__2PRFIN20080320_003323_000000402067_00031_31648_4842.N1	20-MAR-2008 00:33:23	Straylight	40.000	64	Gam Cen	2.2000	10600.	80	31648	No
10	GOM_NL__2PRFIN20080320_003542_000000482067_00031_31648_4843.N1	20-MAR-2008 00:35:42	Straylight	47.500	123	lot Cen	2.7500	10200.	95	31648	No
11	GOM_NL__2PRFIN20080320_004113_000000462067_00031_31648_4844.N1	20-MAR-2008 00:41:13	Straylight	45.500	106	9Bet Crv	2.6480	5600.0	91	31648	No
12	GOM_NL__2PRFIN20080320_004325_000000492067_00031_31648_4845.N1	20-MAR-2008 00:43:25	Twilight_and_stray	49.000	100	4Gam Crv	2.5800	13100.	98	31648	No
13	GOM_NL__2PRFIN20080320_005454_000000382067_00031_31648_4846.N1	20-MAR-2008 00:54:54	Bright	38.000	51	41Gam1Leo	2.0100	4500.0	76	31648	No
14	GOM_NL__2PRFIN20080320_010223_000000382067_00031_31648_4847.N1	20-MAR-2008 01:02:23	Bright	38.000	174	52Psi UMa	3.0040	4400.0	76	31648	No
15	GOM_NL__2PRFIN20080320_010537_000000552067_00031_31648_4848.N1	20-MAR-2008 01:05:37	Bright	55.000	82	48Bet UMa	2.3650	10600.	110	31648	No
16	GOM_NL__2PRFIN20080320_010708_000000382067_00031_31648_4849.N1	20-MAR-2008 01:07:08	Bright	38.000	36	50Alp UMa	1.8000	6300.0	76	31648	No
17	GOM_NL__2PRFIN20080320_011404_000000382067_00031_31648_4850.N1	20-MAR-2008 01:14:04	Bright	38.000	60	7Bet UMi	2.0810	3950.0	76	31648	No
18	GOM_NL__2PRFIN20080320_012234_000000362067_00031_31648_4851.N1	20-MAR-2008 01:22:34	Bright	35.500	89	5Alp Cep	2.4510	8000.0	71	31648	No
19	GOM_NL__2PRFIN20080320_012742_000000372067_00031_31648_4852.N1	20-MAR-2008 01:27:42	Bright	36.500	19	50Alp Cyg	1.2460	10500.	73	31648	No
20	GOM_NL__2PRFIN20080320_012917_000000402067_00031_31648_4853.N1	20-MAR-2008 01:29:17	Bright	39.500	66	37Gam Cyg	2.2080	5900.0	79	31648	No
21	GOM_NL__2PRFIN20080320_013104_000000382067_00031_31648_4854.N1	20-MAR-2008 01:31:04	Bright	38.000	92	53Eps Cyg	2.5000	4500.0	76	31648	No
22	GOM_NL__2PRFIN20080320_013944_000000532067_00031_31648_4855.N1	20-MAR-2008 01:39:44	Twilight_and_stray	53.000	11	53Alp Aql	0.76500	8000.0	106	31648	No
23	GOM_NL__2PRFIN20080320_015019_000000492067_00031_31648_4856.N1	20-MAR-2008 01:50:19	Dark	49.000	155	41Pi Sgr	2.9000	6600.0	98	31648	No
24	GOM_NL__2PRFIN20080320_015225_000000532067_00031_31648_4857.N1	20-MAR-2008 01:52:25	Dark	53.000	57	34Sig Sgr	2.0660	26000.	106	31648	No
25	GOM_NL__2PRFIN20080320_015557_000000552067_00031_31648_4858.N1	20-MAR-2008 01:55:57	Dark	55.000	38	20Eps Sgr	1.8360	11000.	110	31648	No
26	GOM_NL__2PRFIN20080320_020139_000000442067_00032_31649_4851.N1	20-MAR-2008 02:01:39	Dark	44.000	141	Bet Ara	2.8400	4600.0	88	31649	No
27	GOM_NL__2PRFIN20080320_020513_000000402067_00032_31649_4852.N1	20-MAR-2008 02:05:13	Dark	39.500	134	Bet TrA	2.8100	6600.0	79	31649	No
28	GOM_NL__2PRFIN20080320_020757_000000572067_00032_31649_4853.N1	20-MAR-2008 02:07:57	Dark	57.000	4	Alp1Cen	-0.010000	5800.0	114	31649	No
29	GOM_NL__2PRFIN20080320_021008_000000472067_00032_31649_4854.N1	20-MAR-2008 02:10:08	Dark	47.000	78	Alp Lup	2.3040	28000.	94	31649	No
30	GOM_NL__2PRFIN20080320_021212_000000412067_00032_31649_4855.N1	20-MAR-2008 02:12:12	Straylight	40.500	26	Gam Cru	1.6240	2900.0	81	31649	No
31	GOM_NL__2PRFIN20080320_021359_000000422067_00032_31649_4856.N1	20-MAR-2008 02:13:59	Straylight	41.500	64	Gam Cen	2.2000	10600.	83	31649	No
32	GOM_NL__2PRFIN20080320_021619_000000492067_00032_31649_4857.N1	20-MAR-2008 02:16:19	Straylight	48.500	123	lot Cen	2.7500	10200.	97	31649	No
33	GOM_NL__2PRFIN20080320_022149_000000502067_00032_31649_4858.N1	20-MAR-2008 02:21:49	Straylight	50.000	106	9Bet Crv	2.6480	5600.0	100	31649	No
34	GOM_NL__2PRFIN20080320_022401_000000472067_00032_31649_4859.N1	20-MAR-2008 02:24:01	Twilight_and_stray	47.000	100	4Gam Crv	2.5800	13100.	94	31649	No
35	GOM_NL__2PRFIN20080320_023530_000000392067_00032_31649_4860.N1	20-MAR-2008 02:35:30	Bright	39.000	51	41Gam1Leo	2.0100	4500.0	78	31649	No
36	GOM_NL__2PRFIN20080320_024258_000000392067_00032_31649_4861.N1	20-MAR-2008 02:42:58	Bright	38.500	174	52Psi UMa	3.0040	4400.0	77	31649	No
37	GOM_NL__2PRFIN20080320_024613_000000362067_00032_31649_4862.N1	20-MAR-2008 02:46:13	Bright	36.000	82	48Bet UMa	2.3650	10600.	72	31649	No
38	GOM_NL__2PRFIN20080320_024744_000000392067_00032_31649_4863.N1	20-MAR-2008 02:47:44	Bright	39.000	36	50Alp UMa	1.8000	6300.0	78	31649	No
39	GOM_NL__2PRFIN20080320_025440_000000402067_00032_31649_4864.N1	20-MAR-2008 02:54:40	Bright	40.000	60	7Bet UMi	2.0810	3950.0	80	31649	No
40	GOM_NL__2PRFIN20080320_030310_000000372067_00032_31649_4865.N1	20-MAR-2008 03:03:10	Bright	36.500	89	5Alp Cep	2.4510	8000.0	73	31649	No
41	GOM_NL__2PRFIN20080320_030818_000000382067_00032_31649_4866.N1	20-MAR-2008 03:08:18	Bright	37.500	19	50Alp Cyg	1.2460	10500.	75	31649	No
42	GOM_NL__2PRFIN20080320_030953_000000392067_00032_31649_4867.N1	20-MAR-2008 03:09:53	Bright	38.500	66	37Gam Cyg	2.2080	5900.0	77	31649	No

43	GOM_NL__2PRFIN20080320_031140_000000362067_00032_31649_4868.N1	20-MAR-2008 03:11:40	Bright	36.000	92	53Eps Cyg	2.5000	4500.0	72	31649	No
44	GOM_NL__2PRFIN20080320_032021_000000512067_00032_31649_4869.N1	20-MAR-2008 03:20:21	Twilight	51.000	11	53Alp Aql	0.76500	8000.0	102	31649	No
45	GOM_NL__2PRFIN20080320_033056_000000472067_00032_31649_4870.N1	20-MAR-2008 03:30:56	Dark	46.500	155	41Pi Sgr	2.9000	6600.0	93	31649	No
46	GOM_NL__2PRFIN20080320_033302_000000512067_00032_31649_4871.N1	20-MAR-2008 03:33:02	Dark	51.000	57	34Sig Sgr	2.0660	26000.	102	31649	No
47	GOM_NL__2PRFIN20080320_033634_000000472067_00032_31649_4872.N1	20-MAR-2008 03:36:34	Dark	46.500	38	20Eps Sgr	1.8360	11000.	93	31649	No
48	GOM_NL__2PRFIN20080320_034216_000000422067_00033_31650_4856.N1	20-MAR-2008 03:42:16	Dark	42.000	141	Bet Ara	2.8400	4600.0	84	31650	No
49	GOM_NL__2PRFIN20080320_034549_000000402067_00033_31650_4857.N1	20-MAR-2008 03:45:49	Dark	39.500	134	Bet TrA	2.8100	6600.0	79	31650	No
50	GOM_NL__2PRFIN20080320_034833_000000572067_00033_31650_4858.N1	20-MAR-2008 03:48:33	Dark	57.000	4	Alp1Cen	-0.010000	5800.0	114	31650	No
51	GOM_NL__2PRFIN20080320_035045_000000472067_00033_31650_4859.N1	20-MAR-2008 03:50:45	Dark	46.500	78	Alp Lup	2.3040	28000.	93	31650	No
52	GOM_NL__2PRFIN20080320_035248_000000442067_00033_31650_4860.N1	20-MAR-2008 03:52:48	Straylight	43.500	26	Gam Cru	1.6240	2900.0	87	31650	No
53	GOM_NL__2PRFIN20080320_035436_000000402067_00033_31650_4861.N1	20-MAR-2008 03:54:36	Straylight	39.500	64	Gam Cen	2.2000	10600.	79	31650	No
54	GOM_NL__2PRFIN20080320_035655_000000452067_00033_31650_4862.N1	20-MAR-2008 03:56:55	Straylight	45.000	123	lot Cen	2.7500	10200.	90	31650	No
55	GOM_NL__2PRFIN20080320_040225_000000502067_00033_31650_4863.N1	20-MAR-2008 04:02:25	Straylight	50.000	106	9Bet Crv	2.6480	5600.0	100	31650	No
56	GOM_NL__2PRFIN20080320_040437_000000452067_00033_31650_4864.N1	20-MAR-2008 04:04:37	Twilight	45.000	100	4Gam Crv	2.5800	13100.	90	31650	No
57	GOM_NL__2PRFIN20080320_041606_000000372067_00033_31650_4865.N1	20-MAR-2008 04:16:06	Bright	37.000	51	41Gam1Leo	2.0100	4500.0	74	31650	No
58	GOM_NL__2PRFIN20080320_042334_000000382067_00033_31650_4866.N1	20-MAR-2008 04:23:34	Bright	37.500	174	52Psi UMa	3.0040	4400.0	75	31650	No
59	GOM_NL__2PRFIN20080320_042649_000000372067_00033_31650_4867.N1	20-MAR-2008 04:26:49	Bright	37.000	82	48Bet UMa	2.3650	10600.	74	31650	No
60	GOM_NL__2PRFIN20080320_042820_000000392067_00033_31650_4868.N1	20-MAR-2008 04:28:20	Bright	39.000	36	50Alp UMa	1.8000	6300.0	78	31650	No
61	GOM_NL__2PRFIN20080320_043515_000000402067_00033_31650_4869.N1	20-MAR-2008 04:35:15	Bright	39.500	60	7Bet UMi	2.0810	3950.0	79	31650	No
62	GOM_NL__2PRFIN20080320_044346_000000362067_00033_31650_4870.N1	20-MAR-2008 04:43:46	Bright	35.500	89	5Alp Cep	2.4510	8000.0	71	31650	No
63	GOM_NL__2PRFIN20080320_044854_000000382067_00033_31650_4871.N1	20-MAR-2008 04:48:54	Bright	38.000	19	50Alp Cyg	1.2460	10500.	76	31650	No
64	GOM_NL__2PRFIN20080320_045029_000000382067_00033_31650_4872.N1	20-MAR-2008 04:50:29	Bright	37.500	66	37Gam Cyg	2.2080	5900.0	75	31650	No
65	GOM_NL__2PRFIN20080320_045216_000000362067_00033_31650_4873.N1	20-MAR-2008 04:52:16	Bright	35.500	92	53Eps Cyg	2.5000	4500.0	71	31650	No
66	GOM_NL__2PRFIN20080320_050057_000000542067_00033_31650_4874.N1	20-MAR-2008 05:00:57	Twilight	53.500	11	53Alp Aql	0.76500	8000.0	107	31650	No
67	GOM_NL__2PRFIN20080320_051133_000000482067_00033_31650_4875.N1	20-MAR-2008 05:11:33	Dark	48.000	155	41Pi Sgr	2.9000	6600.0	96	31650	No
68	GOM_NL__2PRFIN20080320_051339_000000472067_00033_31650_4876.N1	20-MAR-2008 05:13:39	Dark	47.000	57	34Sig Sgr	2.0660	26000.	94	31650	No
69	GOM_NL__2PRFIN20080320_051711_000000492067_00033_31650_4877.N1	20-MAR-2008 05:17:11	Dark	48.500	38	20Eps Sgr	1.8360	11000.	97	31650	No
70	GOM_NL__2PRFIN20080320_052252_000000432067_00034_31651_4864.N1	20-MAR-2008 05:22:52	Dark	42.500	141	Bet Ara	2.8400	4600.0	85	31651	No
71	GOM_NL__2PRFIN20080320_052626_000000392067_00034_31651_4865.N1	20-MAR-2008 05:26:26	Dark	39.000	134	Bet TrA	2.8100	6600.0	78	31651	No
72	GOM_NL__2PRFIN20080320_052910_000000472067_00034_31651_4866.N1	20-MAR-2008 05:29:10	Dark	46.500	4	Alp1Cen	-0.010000	5800.0	93	31651	No
73	GOM_NL__2PRFIN20080320_053122_000000452067_00034_31651_4867.N1	20-MAR-2008 05:31:22	Dark	45.000	78	Alp Lup	2.3040	28000.	90	31651	No
74	GOM_NL__2PRFIN20080320_053324_000000542067_00034_31651_4868.N1	20-MAR-2008 05:33:24	Straylight	54.000	26	Gam Cru	1.6240	2900.0	108	31651	No
75	GOM_NL__2PRFIN20080320_053512_000000432067_00034_31651_4869.N1	20-MAR-2008 05:35:12	Straylight	43.000	64	Gam Cen	2.2000	10600.	86	31651	No
76	GOM_NL__2PRFIN20080320_053732_000000512067_00034_31651_4870.N1	20-MAR-2008 05:37:32	Straylight	51.000	123	lot Cen	2.7500	10200.	102	31651	No
77	GOM_NL__2PRFIN20080320_054301_000000512067_00034_31651_4871.N1	20-MAR-2008 05:43:01	Straylight	51.000	106	9Bet Crv	2.6480	5600.0	102	31651	No
78	GOM_NL__2PRFIN20080320_054513_000000492067_00034_31651_4872.N1	20-MAR-2008 05:45:13	Twilight	49.000	100	4Gam Crv	2.5800	13100.	98	31651	No
79	GOM_NL__2PRFIN20080320_055642_000000382067_00034_31651_4873.N1	20-MAR-2008 05:56:42	Bright	37.500	51	41Gam1Leo	2.0100	4500.0	75	31651	No
80	GOM_NL__2PRFIN20080320_060410_000000392067_00034_31651_4874.N1	20-MAR-2008 06:04:10	Bright	38.500	174	52Psi UMa	3.0040	4400.0	77	31651	No
81	GOM_NL__2PRFIN20080320_060725_000000372067_00034_31651_4875.N1	20-MAR-2008 06:07:25	Bright	37.000	82	48Bet UMa	2.3650	10600.	74	31651	No
82	GOM_NL__2PRFIN20080320_060855_000000392067_00034_31651_4876.N1	20-MAR-2008 06:08:55	Bright	38.500	36	50Alp UMa	1.8000	6300.0	77	31651	No
83	GOM_NL__2PRFIN20080320_061551_000000412067_00034_31651_4877.N1	20-MAR-2008 06:15:51	Bright	40.500	60	7Bet UMi	2.0810	3950.0	81	31651	No
84	GOM_NL__2PRFIN20080320_062422_000000362067_00034_31651_4878.N1	20-MAR-2008 06:24:22	Bright	35.500	89	5Alp Cep	2.4510	8000.0	71	31651	No
85	GOM_NL__2PRFIN20080320_062930_000000392067_00034_31651_4879.N1	20-MAR-2008 06:29:30	Bright	38.500	19	50Alp Cyg	1.2460	10500.	77	31651	No
86	GOM_NL__2PRFIN20080320_063105_000000402067_00034_31651_4880.N1	20-MAR-2008 06:31:05	Bright	40.000	66	37Gam Cyg	2.2080	5900.0	80	31651	No
87	GOM_NL__2PRFIN20080320_063252_000000392067_00034_31651_4881.N1	20-MAR-2008 06:32:52	Bright	38.500	92	53Eps Cyg	2.5000	4500.0	77	31651	No
88	GOM_NL__2PRFIN20080320_064134_000000602067_00034_31651_4882.N1	20-MAR-2008 06:41:34	Twilight	59.500	11	53Alp Aql	0.76500	8000.0	119	31651	No
89	GOM_NL__2PRFIN20080320_065210_000000492067_00034_31651_4883.N1	20-MAR-2008 06:52:10	Dark	48.500	155	41Pi Sgr	2.9000	6600.0	97	31651	No
90	GOM_NL__2PRFIN20080320_065416_000000492067_00034_31651_4884.N1	20-MAR-2008 06:54:16	Dark	49.000	57	34Sig Sgr	2.0660	26000.	98	31651	No
91	GOM_NL__2PRFIN20080320_065748_000000532067_00034_31651_4885.N1	20-MAR-2008 06:57:48	Dark	53.000	38	20Eps Sgr	1.8360	11000.	106	31651	No
92	GOM_NL__2PRFIN20080320_070329_000000432067_00035_31652_4878.N1	20-MAR-2008 07:03:29	Dark	42.500	141	Bet Ara	2.8400	4600.0	85	31652	No
93	GOM_NL__2PRFIN20080320_070703_000000382067_00035_31652_4879.N1	20-MAR-2008 07:07:03	Dark	38.000	134	Bet TrA	2.8100	6600.0	76	31652	No
94	GOM_NL__2PRFIN20080320_070946_000000472067_00035_31652_4880.N1	20-MAR-2008 07:09:46	Dark	46.500	4	Alp1Cen	-0.010000	5800.0	93	31652	No
95	GOM_NL__2PRFIN20080320_071159_000000472067_00035_31652_4881.N1	20-MAR-2008 07:11:59	Dark	46.500	78	Alp Lup	2.3040	28000.	93	31652	No
96	GOM_NL__2PRFIN20080320_071401_000000442067_00035_31652_4882.N1	20-MAR-2008 07:14:01	Straylight	43.500	26	Gam Cru	1.6240	2900.0	87	31652	No
97	GOM_NL__2PRFIN20080320_071549_000000432067_00035_31652_4883.N1	20-MAR-2008 07:15:49	Straylight	42.500	64	Gam Cen	2.2000	10600.	85	31652	No
98	GOM_NL__2PRFIN20080320_071808_000000502067_00035_31652_4884.N1	20-MAR-2008 07:18:08	Straylight	49.500	123	lot Cen	2.7500	10200.	99	31652	No
99	GOM_NL__2PRFIN20080320_072338_000000512067_00035_31652_4885.N1	20-MAR-2008 07:23:38	Straylight	51.000	106	9Bet Crv	2.6480	5600.0	102	31652	No
100	GOM_NL__2PRFIN20080320_072549_000000472067_00035_31652_4886.N1	20-MAR-2008 07:25:49	Twilight	46.500	100	4Gam Crv	2.5800	13100.	93	31652	No
101	GOM_NL__2PRFIN20080320_073718_000000382067_00035_31652_4887.N1	20-MAR-2008 07:37:18	Bright	38.000	51	41Gam1Leo	2.0100	4500.0	76	31652	No

102	GOM_NL__2PRFIN20080320_074446_000000382067_00035_31652_4888.N1	20-MAR-2008 07:44:46	Bright	37.500	174	52Psi UMa	3.0040	4400.0	75	31652	No
103	GOM_NL__2PRFIN20080320_074800_000000382067_00035_31652_4889.N1	20-MAR-2008 07:48:00	Bright	37.500	82	48Bet UMa	2.3650	10600.	75	31652	No
104	GOM_NL__2PRFIN20080320_074931_000000382067_00035_31652_4890.N1	20-MAR-2008 07:49:31	Bright	38.000	36	50Alp UMa	1.8000	6300.0	76	31652	No
105	GOM_NL__2PRFIN20080320_075627_000000372067_00035_31652_4891.N1	20-MAR-2008 07:56:27	Bright	36.500	60	7Bet UMi	2.0810	3950.0	73	31652	No
106	GOM_NL__2PRFIN20080320_080458_000000362067_00035_31652_4892.N1	20-MAR-2008 08:04:58	Bright	36.000	89	5Alp Cep	2.4510	8000.0	72	31652	No
107	GOM_NL__2PRFIN20080320_081006_000000382067_00035_31652_4893.N1	20-MAR-2008 08:10:06	Bright	37.500	19	50Alp Cyg	1.2460	10500.	75	31652	No
108	GOM_NL__2PRFIN20080320_081141_000000382067_00035_31652_4894.N1	20-MAR-2008 08:11:41	Bright	37.500	66	37Gam Cyg	2.2080	5900.0	75	31652	No
109	GOM_NL__2PRFIN20080320_081328_000000382067_00035_31652_4895.N1	20-MAR-2008 08:13:28	Bright	38.000	92	53Eps Cyg	2.5000	4500.0	76	31652	No
110	GOM_NL__2PRFIN20080320_082210_000000512067_00035_31652_4896.N1	20-MAR-2008 08:22:10	Twilight	50.500	11	53Alp Aql	0.76500	8000.0	101	31652	No
111	GOM_NL__2PRFIN20080320_083247_000000502067_00035_31652_4897.N1	20-MAR-2008 08:32:47	Dark	49.500	155	41Pi Sgr	2.9000	6600.0	99	31652	No
112	GOM_NL__2PRFIN20080320_083453_000000462067_00035_31652_4898.N1	20-MAR-2008 08:34:53	Dark	46.000	57	34Sig Sgr	2.0660	26000.	92	31652	No
113	GOM_NL__2PRFIN20080320_083825_000000512067_00035_31652_4899.N1	20-MAR-2008 08:38:25	Dark	51.000	38	20Eps Sgr	1.8360	11000.	102	31652	No
114	GOM_NL__2PRFIN20080320_084406_000000432067_00036_31653_4879.N1	20-MAR-2008 08:44:06	Dark	42.500	141	Bet Ara	2.8400	4600.0	85	31653	No
115	GOM_NL__2PRFIN20080320_084739_000000402067_00036_31653_4880.N1	20-MAR-2008 08:47:39	Dark	39.500	134	Bet TrA	2.8100	6600.0	79	31653	No
116	GOM_NL__2PRFIN20080320_085023_000000522067_00036_31653_4881.N1	20-MAR-2008 08:50:23	Dark	52.000	4	Alp1Cen	-0.010000	5800.0	104	31653	No
117	GOM_NL__2PRFIN20080320_085236_000000472067_00036_31653_4882.N1	20-MAR-2008 08:52:36	Dark	46.500	78	Alp Lup	2.3040	28000.	93	31653	No
118	GOM_NL__2PRFIN20080320_085437_000000442067_00036_31653_4883.N1	20-MAR-2008 08:54:37	Straylight	43.500	26	Gam Cru	1.6240	2900.0	87	31653	No
119	GOM_NL__2PRFIN20080320_085625_000000402067_00036_31653_4884.N1	20-MAR-2008 08:56:25	Straylight	40.000	64	Gam Cen	2.2000	10600.	80	31653	No
120	GOM_NL__2PRFIN20080320_085845_000000472067_00036_31653_4885.N1	20-MAR-2008 08:58:45	Straylight	46.500	123	lot Cen	2.7500	10200.	93	31653	No
121	GOM_NL__2PRFIN20080320_090414_000000522067_00036_31653_4886.N1	20-MAR-2008 09:04:14	Straylight	51.500	106	9Bet Crv	2.6480	5600.0	103	31653	No
122	GOM_NL__2PRFIN20080320_090625_000000462067_00036_31653_4887.N1	20-MAR-2008 09:06:25	Twilight	45.500	100	4Gam Crv	2.5800	13100.	91	31653	No
123	GOM_NL__2PRFIN20080320_091754_000000372067_00036_31653_4888.N1	20-MAR-2008 09:17:54	Bright	37.000	51	41Gam1Leo	2.0100	4500.0	74	31653	No
124	GOM_NL__2PRFIN20080320_092521_000000392067_00036_31653_4889.N1	20-MAR-2008 09:25:21	Bright	38.500	174	52Psi UMa	3.0040	4400.0	77	31653	No
125	GOM_NL__2PRFIN20080320_092836_000000532067_00036_31653_4890.N1	20-MAR-2008 09:28:36	Bright	52.500	82	48Bet UMa	2.3650	10600.	105	31653	No
126	GOM_NL__2PRFIN20080320_093007_000000392067_00036_31653_4891.N1	20-MAR-2008 09:30:07	Bright	38.500	36	50Alp UMa	1.8000	6300.0	77	31653	No
127	GOM_NL__2PRFIN20080320_093702_000000372067_00036_31653_4892.N1	20-MAR-2008 09:37:02	Bright	37.000	60	7Bet UMi	2.0810	3950.0	74	31653	No
128	GOM_NL__2PRFIN20080320_094534_000000362067_00036_31653_4893.N1	20-MAR-2008 09:45:34	Bright	35.500	89	5Alp Cep	2.4510	8000.0	71	31653	No
129	GOM_NL__2PRFIN20080320_095042_000000362067_00036_31653_4894.N1	20-MAR-2008 09:50:42	Bright	35.500	19	50Alp Cyg	1.2460	10500.	71	31653	No
130	GOM_NL__2PRFIN20080320_095217_000000382067_00036_31653_4895.N1	20-MAR-2008 09:52:17	Bright	38.000	66	37Gam Cyg	2.2080	5900.0	76	31653	No
131	GOM_NL__2PRFIN20080320_095404_000000382067_00036_31653_4896.N1	20-MAR-2008 09:54:04	Bright	37.500	92	53Eps Cyg	2.5000	4500.0	75	31653	No
132	GOM_NL__2PRFIN20080320_100246_000000542067_00036_31653_4897.N1	20-MAR-2008 10:02:46	Twilight	53.500	11	53Alp Aql	0.76500	8000.0	107	31653	No
133	GOM_NL__2PRFIN20080320_101323_000000502067_00036_31653_4898.N1	20-MAR-2008 10:13:23	Dark	49.500	155	41Pi Sgr	2.9000	6600.0	99	31653	No
134	GOM_NL__2PRFIN20080320_101529_000000512067_00036_31653_4899.N1	20-MAR-2008 10:15:29	Dark	51.000	57	34Sig Sgr	2.0660	26000.	102	31653	No
135	GOM_NL__2PRFIN20080320_101902_000000502067_00036_31653_4900.N1	20-MAR-2008 10:19:02	Dark	50.000	38	20Eps Sgr	1.8360	11000.	100	31653	No
136	GOM_NL__2PRFIN20080320_102442_000000502067_00037_31654_4893.N1	20-MAR-2008 10:24:42	Dark	49.500	141	Bet Ara	2.8400	4600.0	99	31654	No
137	GOM_NL__2PRFIN20080320_102815_000000402067_00037_31654_4894.N1	20-MAR-2008 10:28:15	Dark	39.500	134	Bet TrA	2.8100	6600.0	79	31654	No
138	GOM_NL__2PRFIN20080320_103059_000000452067_00037_31654_4895.N1	20-MAR-2008 10:30:59	Dark	44.500	4	Alp1Cen	-0.010000	5800.0	89	31654	No
139	GOM_NL__2PRFIN20080320_103312_000000482067_00037_31654_4896.N1	20-MAR-2008 10:33:12	Dark	47.500	78	Alp Lup	2.3040	28000.	95	31654	No
140	GOM_NL__2PRFIN20080320_103513_000000452067_00037_31654_4897.N1	20-MAR-2008 10:35:13	Straylight	45.000	26	Gam Cru	1.6240	2900.0	90	31654	No
141	GOM_NL__2PRFIN20080320_103701_000000412067_00037_31654_4898.N1	20-MAR-2008 10:37:01	Straylight	41.000	64	Gam Cen	2.2000	10600.	82	31654	No
142	GOM_NL__2PRFIN20080320_103921_000000482067_00037_31654_4899.N1	20-MAR-2008 10:39:21	Straylight	47.500	123	lot Cen	2.7500	10200.	95	31654	No
143	GOM_NL__2PRFIN20080320_104450_000000492067_00037_31654_4900.N1	20-MAR-2008 10:44:50	Straylight	49.000	106	9Bet Crv	2.6480	5600.0	98	31654	No
144	GOM_NL__2PRFIN20080320_104701_000000472067_00037_31654_4901.N1	20-MAR-2008 10:47:01	Twilight	47.000	100	4Gam Crv	2.5800	13100.	94	31654	No
145	GOM_NL__2PRFIN20080320_105830_000000372067_00037_31654_4902.N1	20-MAR-2008 10:58:30	Bright	37.000	51	41Gam1Leo	2.0100	4500.0	74	31654	No
146	GOM_NL__2PRFIN20080320_110557_000000372067_00037_31654_4903.N1	20-MAR-2008 11:05:57	Bright	37.000	174	52Psi UMa	3.0040	4400.0	74	31654	No
147	GOM_NL__2PRFIN20080320_110912_000000372067_00037_31654_4904.N1	20-MAR-2008 11:09:12	Bright	36.500	82	48Bet UMa	2.3650	10600.	73	31654	No
148	GOM_NL__2PRFIN20080320_111043_000000382067_00037_31654_4905.N1	20-MAR-2008 11:10:43	Bright	37.500	36	50Alp UMa	1.8000	6300.0	75	31654	No
149	GOM_NL__2PRFIN20080320_111738_000000372067_00037_31654_4906.N1	20-MAR-2008 11:17:38	Bright	36.500	60	7Bet UMi	2.0810	3950.0	73	31654	No
150	GOM_NL__2PRFIN20080320_112610_000000362067_00037_31654_4907.N1	20-MAR-2008 11:26:10	Bright	35.500	89	5Alp Cep	2.4510	8000.0	71	31654	No
151	GOM_NL__2PRFIN20080320_113118_000000362067_00037_31654_4908.N1	20-MAR-2008 11:31:18	Bright	35.500	19	50Alp Cyg	1.2460	10500.	71	31654	No
152	GOM_NL__2PRFIN20080320_113253_000000392067_00037_31654_4909.N1	20-MAR-2008 11:32:53	Bright	38.500	66	37Gam Cyg	2.2080	5900.0	77	31654	No
153	GOM_NL__2PRFIN20080320_113440_000000362067_00037_31654_4910.N1	20-MAR-2008 11:34:40	Bright	36.000	92	53Eps Cyg	2.5000	4500.0	72	31654	No
154	GOM_NL__2PRFIN20080320_114323_000000562067_00037_31654_4911.N1	20-MAR-2008 11:43:23	Twilight	55.500	11	53Alp Aql	0.76500	8000.0	111	31654	No
155	GOM_NL__2PRFIN20080320_115400_000000472067_00037_31654_4912.N1	20-MAR-2008 11:54:00	Dark	46.500	155	41Pi Sgr	2.9000	6600.0	93	31654	No
156	GOM_NL__2PRFIN20080320_115606_000000542067_00037_31654_4913.N1	20-MAR-2008 11:56:06	Dark	54.000	57	34Sig Sgr	2.0660	26000.	108	31654	No
157	GOM_NL__2PRFIN20080320_115939_000000512067_00037_31654_4914.N1	20-MAR-2008 11:59:39	Dark	51.000	38	20Eps Sgr	1.8360	11000.	102	31654	No
158	GOM_NL__2PRFIN20080320_120519_000000432067_00038_31655_4920.N1	20-MAR-2008 12:05:19	Dark	42.500	141	Bet Ara	2.8400	4600.0	85	31655	No
159	GOM_NL__2PRFIN20080320_120852_000000392067_00038_31655_4921.N1	20-MAR-2008 12:08:52	Dark	39.000	134	Bet TrA	2.8100	6600.0	78	31655	No
160	GOM_NL__2PRFIN20080320_121135_000000542067_00038_31655_4922.N1	20-MAR-2008 12:11:35	Dark	54.000	4	Alp1Cen	-0.010000	5800.0	108	31655	No

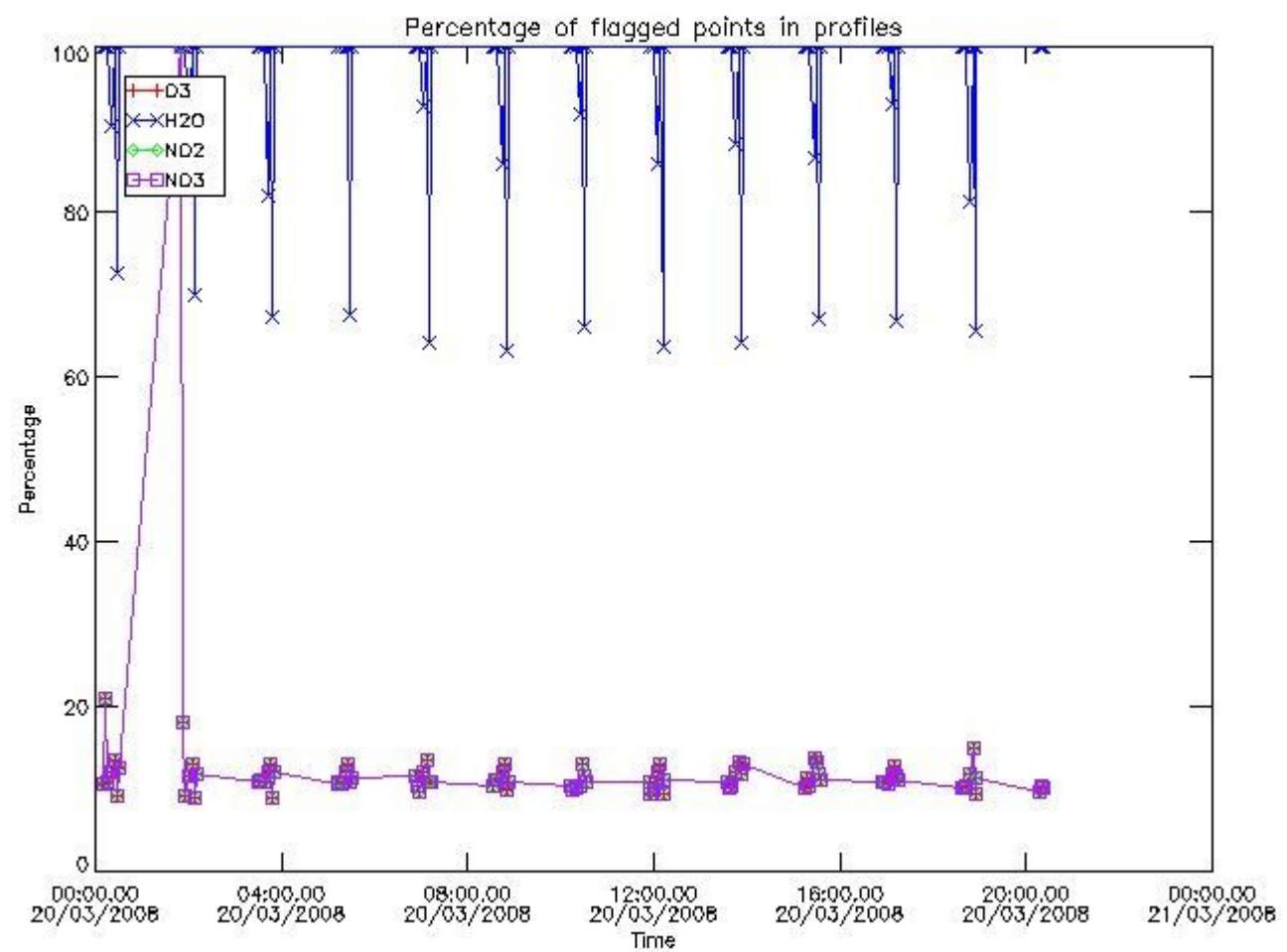
161	GOM_NL__2PRFIN20080320_121349_000000462067_00038_31655_4923.N1	20-MAR-2008 12:13:49	Dark	46.000	78	Alp Lup	2.3040	28000.	92	31655	No
162	GOM_NL__2PRFIN20080320_121549_000000462067_00038_31655_4924.N1	20-MAR-2008 12:15:49	Straylight	46.000	26	Gam Cru	1.6240	2900.0	92	31655	No
163	GOM_NL__2PRFIN20080320_121738_000000412067_00038_31655_4925.N1	20-MAR-2008 12:17:38	Straylight	40.500	64	Gam Cen	2.2000	10600.	81	31655	No
164	GOM_NL__2PRFIN20080320_121958_000000472067_00038_31655_4926.N1	20-MAR-2008 12:19:58	Straylight	46.500	123	lot Cen	2.7500	10200.	93	31655	No
165	GOM_NL__2PRFIN20080320_122526_000000502067_00038_31655_4927.N1	20-MAR-2008 12:25:26	Straylight	49.500	106	9Bet Crv	2.6480	5600.0	99	31655	No
166	GOM_NL__2PRFIN20080320_122737_000000452067_00038_31655_4928.N1	20-MAR-2008 12:27:37	Tw_i_and_stray	45.000	100	4Gam Crv	2.5800	13100.	90	31655	No
167	GOM_NL__2PRFIN20080320_123906_000000362067_00038_31655_4929.N1	20-MAR-2008 12:39:06	Bright	35.500	51	41Gam1Leo	2.0100	4500.0	71	31655	No
168	GOM_NL__2PRFIN20080320_124632_000000562067_00038_31655_4930.N1	20-MAR-2008 12:46:32	Bright	56.000	174	52Psi UMa	3.0040	4400.0	112	31655	No
169	GOM_NL__2PRFIN20080320_124947_000000372067_00038_31655_4931.N1	20-MAR-2008 12:49:47	Bright	37.000	82	48Bet UMa	2.3650	10600.	74	31655	No
170	GOM_NL__2PRFIN20080320_125118_000000402067_00038_31655_4932.N1	20-MAR-2008 12:51:18	Bright	40.000	36	50Alp UMa	1.8000	6300.0	80	31655	No
171	GOM_NL__2PRFIN20080320_125813_000000422067_00038_31655_4933.N1	20-MAR-2008 12:58:13	Bright	41.500	60	7Bet UMi	2.0810	3950.0	83	31655	No
172	GOM_NL__2PRFIN20080320_130646_000000362067_00038_31655_4934.N1	20-MAR-2008 13:06:46	Bright	36.000	89	5Alp Cep	2.4510	8000.0	72	31655	No
173	GOM_NL__2PRFIN20080320_131154_000000372067_00038_31655_4935.N1	20-MAR-2008 13:11:54	Bright	37.000	19	50Alp Cyg	1.2460	10500.	74	31655	No
174	GOM_NL__2PRFIN20080320_131329_000000382067_00038_31655_4936.N1	20-MAR-2008 13:13:29	Bright	37.500	66	37Gam Cyg	2.2080	5900.0	75	31655	No
175	GOM_NL__2PRFIN20080320_131516_000000382067_00038_31655_4937.N1	20-MAR-2008 13:15:16	Bright	38.000	92	53Eps Cyg	2.5000	4500.0	76	31655	No
176	GOM_NL__2PRFIN20080320_132359_000000582067_00038_31655_4938.N1	20-MAR-2008 13:23:59	Tw_i_and_stray	57.500	11	53Alp Aql	0.76500	8000.0	115	31655	No
177	GOM_NL__2PRFIN20080320_133437_000000482067_00038_31655_4939.N1	20-MAR-2008 13:34:37	Dark	47.500	155	41Pi Sgr	2.9000	6600.0	95	31655	No
178	GOM_NL__2PRFIN20080320_133643_000000512067_00038_31655_4940.N1	20-MAR-2008 13:36:43	Dark	50.500	57	34Sig Sgr	2.0660	26000.	101	31655	No
179	GOM_NL__2PRFIN20080320_134016_000000502067_00038_31655_4941.N1	20-MAR-2008 13:40:16	Dark	49.500	38	20Eps Sgr	1.8360	11000.	99	31655	No
180	GOM_NL__2PRFIN20080320_134556_000000432067_00039_31656_4966.N1	20-MAR-2008 13:45:56	Dark	42.500	141	Bet Ara	2.8400	4600.0	85	31656	No
181	GOM_NL__2PRFIN20080320_134928_000000392067_00039_31656_4967.N1	20-MAR-2008 13:49:28	Dark	38.500	134	Bet TrA	2.8100	6600.0	77	31656	No
182	GOM_NL__2PRFIN20080320_135212_000000442067_00039_31656_4968.N1	20-MAR-2008 13:52:12	Dark	43.500	4	Alp1Cen	-0.010000	5800.0	87	31656	No
183	GOM_NL__2PRFIN20080320_135426_000000472067_00039_31656_4969.N1	20-MAR-2008 13:54:26	Dark	47.000	78	Alp Lup	2.3040	28000.	94	31656	No
184	GOM_NL__2PRFIN20080320_135626_000000452067_00039_31656_4970.N1	20-MAR-2008 13:56:26	Straylight	45.000	26	Gam Cru	1.6240	2900.0	90	31656	No
185	GOM_NL__2PRFIN20080320_135814_000000392067_00039_31656_4971.N1	20-MAR-2008 13:58:14	Straylight	39.000	64	Gam Cen	2.2000	10600.	78	31656	No
186	GOM_NL__2PRFIN20080320_140034_000000472067_00039_31656_4972.N1	20-MAR-2008 14:00:34	Straylight	47.000	123	lot Cen	2.7500	10200.	94	31656	No
187	GOM_NL__2PRFIN20080320_140602_000000492067_00039_31656_4973.N1	20-MAR-2008 14:06:02	Straylight	48.500	106	9Bet Crv	2.6480	5600.0	97	31656	No
188	GOM_NL__2PRFIN20080320_140813_000000452067_00039_31656_4974.N1	20-MAR-2008 14:08:13	Tw_i_and_stray	45.000	100	4Gam Crv	2.5800	13100.	90	31656	No
189	GOM_NL__2PRFIN20080320_141942_000000362067_00039_31656_4975.N1	20-MAR-2008 14:19:42	Bright	36.000	51	41Gam1Leo	2.0100	4500.0	72	31656	No
190	GOM_NL__2PRFIN20080320_142708_000000372067_00039_31656_4976.N1	20-MAR-2008 14:27:08	Bright	37.000	174	52Psi UMa	3.0040	4400.0	74	31656	No
191	GOM_NL__2PRFIN20080320_143023_000000362067_00039_31656_4977.N1	20-MAR-2008 14:30:23	Bright	36.000	82	48Bet UMa	2.3650	10600.	72	31656	No
192	GOM_NL__2PRFIN20080320_143154_000000392067_00039_31656_4978.N1	20-MAR-2008 14:31:54	Bright	38.500	36	50Alp UMa	1.8000	6300.0	77	31656	No
193	GOM_NL__2PRFIN20080320_143849_000000392067_00039_31656_4979.N1	20-MAR-2008 14:38:49	Bright	39.000	60	7Bet UMi	2.0810	3950.0	78	31656	No
194	GOM_NL__2PRFIN20080320_144722_000000362067_00039_31656_4980.N1	20-MAR-2008 14:47:22	Bright	36.000	89	5Alp Cep	2.4510	8000.0	72	31656	No
195	GOM_NL__2PRFIN20080320_145230_000000392067_00039_31656_4981.N1	20-MAR-2008 14:52:30	Bright	38.500	19	50Alp Cyg	1.2460	10500.	77	31656	No
196	GOM_NL__2PRFIN20080320_145405_000000402067_00039_31656_4982.N1	20-MAR-2008 14:54:05	Bright	39.500	66	37Gam Cyg	2.2080	5900.0	79	31656	No
197	GOM_NL__2PRFIN20080320_145552_000000372067_00039_31656_4983.N1	20-MAR-2008 14:55:52	Bright	36.500	92	53Eps Cyg	2.5000	4500.0	73	31656	No
198	GOM_NL__2PRFIN20080320_150436_000000552067_00039_31656_4984.N1	20-MAR-2008 15:04:36	Tw_i_and_stray	55.000	11	53Alp Aql	0.76500	8000.0	110	31656	No
199	GOM_NL__2PRFIN20080320_151514_000000502067_00039_31656_4985.N1	20-MAR-2008 15:15:14	Dark	50.000	155	41Pi Sgr	2.9000	6600.0	100	31656	No
200	GOM_NL__2PRFIN20080320_151720_000000502067_00039_31656_4986.N1	20-MAR-2008 15:17:20	Dark	49.500	57	34Sig Sgr	2.0660	26000.	99	31656	No
201	GOM_NL__2PRFIN20080320_152053_000000502067_00039_31656_4987.N1	20-MAR-2008 15:20:53	Dark	49.500	38	20Eps Sgr	1.8360	11000.	99	31656	No
202	GOM_NL__2PRFIN20080320_152632_000000412067_00040_31657_5081.N1	20-MAR-2008 15:26:32	Dark	41.000	141	Bet Ara	2.8400	4600.0	82	31657	No
203	GOM_NL__2PRFIN20080320_153005_000000392067_00040_31657_5082.N1	20-MAR-2008 15:30:05	Dark	38.500	134	Bet TrA	2.8100	6600.0	77	31657	No
204	GOM_NL__2PRFIN20080320_153248_000000432067_00040_31657_5083.N1	20-MAR-2008 15:32:48	Dark	43.000	4	Alp1Cen	-0.010000	5800.0	86	31657	No
205	GOM_NL__2PRFIN20080320_153502_000000462067_00040_31657_5084.N1	20-MAR-2008 15:35:02	Dark	46.000	78	Alp Lup	2.3040	28000.	92	31657	No
206	GOM_NL__2PRFIN20080320_153702_000000482067_00040_31657_5085.N1	20-MAR-2008 15:37:02	Straylight	47.500	26	Gam Cru	1.6240	2900.0	95	31657	No
207	GOM_NL__2PRFIN20080320_153850_000000392067_00040_31657_5086.N1	20-MAR-2008 15:38:50	Straylight	39.000	64	Gam Cen	2.2000	10600.	78	31657	No
208	GOM_NL__2PRFIN20080320_154110_000000492067_00040_31657_5087.N1	20-MAR-2008 15:41:10	Straylight	49.000	123	lot Cen	2.7500	10200.	98	31657	No
209	GOM_NL__2PRFIN20080320_154638_000000512067_00040_31657_5088.N1	20-MAR-2008 15:46:38	Straylight	50.500	106	9Bet Crv	2.6480	5600.0	101	31657	No
210	GOM_NL__2PRFIN20080320_154849_000000472067_00040_31657_5089.N1	20-MAR-2008 15:48:49	Tw_i_and_stray	46.500	100	4Gam Crv	2.5800	13100.	93	31657	No
211	GOM_NL__2PRFIN20080320_160018_000000362067_00040_31657_5090.N1	20-MAR-2008 16:00:18	Bright	36.000	51	41Gam1Leo	2.0100	4500.0	72	31657	No
212	GOM_NL__2PRFIN20080320_160744_000000382067_00040_31657_5091.N1	20-MAR-2008 16:07:44	Bright	38.000	174	52Psi UMa	3.0040	4400.0	76	31657	No
213	GOM_NL__2PRFIN20080320_161059_000000372067_00040_31657_5092.N1	20-MAR-2008 16:10:59	Bright	36.500	82	48Bet UMa	2.3650	10600.	73	31657	No
214	GOM_NL__2PRFIN20080320_161230_000000392067_00040_31657_5093.N1	20-MAR-2008 16:12:30	Bright	39.000	36	50Alp UMa	1.8000	6300.0	78	31657	No
215	GOM_NL__2PRFIN20080320_161924_000000412067_00040_31657_5094.N1	20-MAR-2008 16:19:24	Bright	41.000	60	7Bet UMi	2.0810	3950.0	82	31657	No
216	GOM_NL__2PRFIN20080320_162757_000000372067_00040_31657_5095.N1	20-MAR-2008 16:27:57	Bright	36.500	89	5Alp Cep	2.4510	8000.0	73	31657	No
217	GOM_NL__2PRFIN20080320_163306_000000382067_00040_31657_5096.N1	20-MAR-2008 16:33:06	Bright	37.500	19	50Alp Cyg	1.2460	10500.	75	31657	No
218	GOM_NL__2PRFIN20080320_163441_000000402067_00040_31657_5097.N1	20-MAR-2008 16:34:41	Bright	40.000	66	37Gam Cyg	2.2080	5900.0	80	31657	No
219	GOM_NL__2PRFIN20080320_163628_000000372067_00040_31657_5098.N1	20-MAR-2008 16:36:28	Bright	37.000	92	53Eps Cyg	2.5000	4500.0	74	31657	No

220	GOM_NL__2PRFIN20080320_164512_000000552067_00040_31657_5099.N1	20-MAR-2008 16:45:12	Twilight	54.500	11	53Alp Aql	0.76500	8000.0	109	31657	No
221	GOM_NL__2PRFIN20080320_165551_000000482067_00040_31657_5100.N1	20-MAR-2008 16:55:51	Dark	47.500	155	41Pi Sgr	2.9000	6600.0	95	31657	No
222	GOM_NL__2PRFIN20080320_165757_000000472067_00040_31657_5101.N1	20-MAR-2008 16:57:57	Dark	47.000	57	34Sig Sgr	2.0660	26000.	94	31657	No
223	GOM_NL__2PRFIN20080320_170130_000000492067_00040_31657_5102.N1	20-MAR-2008 17:01:30	Dark	48.500	38	20Eps Sgr	1.8360	11000.	97	31657	No
224	GOM_NL__2PRFIN20080320_170709_000000442067_00041_31658_5398.N1	20-MAR-2008 17:07:09	Dark	43.500	141	Bet Ara	2.8400	4600.0	87	31658	No
225	GOM_NL__2PRFIN20080320_171041_000000402067_00041_31658_5399.N1	20-MAR-2008 17:10:41	Dark	40.000	134	Bet TrA	2.8100	6600.0	80	31658	No
226	GOM_NL__2PRFIN20080320_171325_000000442067_00041_31658_5400.N1	20-MAR-2008 17:13:25	Dark	44.000	4	Alp1Cen	-0.010000	5800.0	88	31658	No
227	GOM_NL__2PRFIN20080320_171539_000000462067_00041_31658_5401.N1	20-MAR-2008 17:15:39	Dark	45.500	78	Alp Lup	2.3040	28000.	91	31658	No
228	GOM_NL__2PRFIN20080320_171738_000000522067_00041_31658_5402.N1	20-MAR-2008 17:17:38	Straylight	52.000	26	Gam Cru	1.6240	2900.0	104	31658	No
229	GOM_NL__2PRFIN20080320_171927_000000422067_00041_31658_5403.N1	20-MAR-2008 17:19:27	Straylight	41.500	64	Gam Cen	2.2000	10600.	83	31658	No
230	GOM_NL__2PRFIN20080320_172147_000000482067_00041_31658_5404.N1	20-MAR-2008 17:21:47	Straylight	47.500	123	lot Cen	2.7500	10200.	95	31658	No
231	GOM_NL__2PRFIN20080320_172714_000000512067_00041_31658_5405.N1	20-MAR-2008 17:27:14	Straylight	51.000	106	9Bet Crv	2.6480	5600.0	102	31658	No
232	GOM_NL__2PRFIN20080320_172926_000000492067_00041_31658_5406.N1	20-MAR-2008 17:29:26	Twilight	48.500	100	4Gam Crv	2.5800	13100.	97	31658	No
233	GOM_NL__2PRFIN20080320_174820_000000382067_00041_31658_5407.N1	20-MAR-2008 17:48:20	Bright	38.000	174	52Psi UMa	3.0040	4400.0	76	31658	No
234	GOM_NL__2PRFIN20080320_175135_000000552067_00041_31658_5408.N1	20-MAR-2008 17:51:35	Bright	55.000	82	48Bet UMa	2.3650	10600.	110	31658	No
235	GOM_NL__2PRFIN20080320_175306_000000362067_00041_31658_5409.N1	20-MAR-2008 17:53:06	Bright	36.000	36	50Alp UMa	1.8000	6300.0	72	31658	No
236	GOM_NL__2PRFIN20080320_180000_000000412067_00041_31658_5410.N1	20-MAR-2008 18:00:00	Bright	41.000	60	7Bet UMi	2.0810	3950.0	82	31658	No
237	GOM_NL__2PRFIN20080320_180834_000000362067_00041_31658_5411.N1	20-MAR-2008 18:08:34	Bright	36.000	89	5Alp Cep	2.4510	8000.0	72	31658	No
238	GOM_NL__2PRFIN20080320_181342_000000382067_00041_31658_5412.N1	20-MAR-2008 18:13:42	Bright	38.000	19	50Alp Cyg	1.2460	10500.	76	31658	No
239	GOM_NL__2PRFIN20080320_181517_000000402067_00041_31658_5413.N1	20-MAR-2008 18:15:17	Bright	40.000	66	37Gam Cyg	2.2080	5900.0	80	31658	No
240	GOM_NL__2PRFIN20080320_181705_000000372067_00041_31658_5414.N1	20-MAR-2008 18:17:05	Bright	36.500	92	53Eps Cyg	2.5000	4500.0	73	31658	No
241	GOM_NL__2PRFIN20080320_182549_000000552067_00041_31658_5415.N1	20-MAR-2008 18:25:49	Twilight	54.500	11	53Alp Aql	0.76500	8000.0	109	31658	No
242	GOM_NL__2PRFIN20080320_183628_000000512067_00041_31658_5416.N1	20-MAR-2008 18:36:28	Dark	50.500	155	41Pi Sgr	2.9000	6600.0	101	31658	No
243	GOM_NL__2PRFIN20080320_183834_000000502067_00041_31658_5417.N1	20-MAR-2008 18:38:34	Dark	50.000	57	34Sig Sgr	2.0660	26000.	100	31658	No
244	GOM_NL__2PRFIN20080320_184207_000000502067_00041_31658_5418.N1	20-MAR-2008 18:42:07	Dark	49.500	38	20Eps Sgr	1.8360	11000.	99	31658	No
245	GOM_NL__2PRFIN20080320_184746_000000432067_00042_31659_5411.N1	20-MAR-2008 18:47:46	Dark	43.000	141	Bet Ara	2.8400	4600.0	86	31659	No
246	GOM_NL__2PRFIN20080320_185118_000000382067_00042_31659_5412.N1	20-MAR-2008 18:51:18	Dark	37.500	134	Bet TrA	2.8100	6600.0	75	31659	No
247	GOM_NL__2PRFIN20080320_185401_000000542067_00042_31659_5413.N1	20-MAR-2008 18:54:01	Dark	54.000	4	Alp1Cen	-0.010000	5800.0	108	31659	No
248	GOM_NL__2PRFIN20080320_185616_000000452067_00042_31659_5414.N1	20-MAR-2008 18:56:16	Dark	45.000	78	Alp Lup	2.3040	28000.	90	31659	No
249	GOM_NL__2PRFIN20080320_185815_000000542067_00042_31659_5415.N1	20-MAR-2008 18:58:15	Straylight	54.000	26	Gam Cru	1.6240	2900.0	108	31659	No
250	GOM_NL__2PRFIN20080320_190003_000000442067_00042_31659_5416.N1	20-MAR-2008 19:00:03	Straylight	43.500	64	Gam Cen	2.2000	10600.	87	31659	No
251	GOM_NL__2PRFIN20080320_190223_000000462067_00042_31659_5417.N1	20-MAR-2008 19:02:23	Straylight	45.500	123	lot Cen	2.7500	10200.	91	31659	No
252	GOM_NL__2PRFIN20080320_190751_000000502067_00042_31659_5418.N1	20-MAR-2008 19:07:51	Straylight	50.000	106	9Bet Crv	2.6480	5600.0	100	31659	No
253	GOM_NL__2PRFIN20080320_191002_000000472067_00042_31659_5419.N1	20-MAR-2008 19:10:02	Twilight	46.500	100	4Gam Crv	2.5800	13100.	93	31659	No
254	GOM_NL__2PRFIN20080320_192130_000000382067_00042_31659_5420.N1	20-MAR-2008 19:21:30	Bright	37.500	51	41Gam1Leo	2.0100	4500.0	75	31659	No
255	GOM_NL__2PRFIN20080320_192855_000000392067_00042_31659_5421.N1	20-MAR-2008 19:28:55	Bright	38.500	174	52Psi UMa	3.0040	4400.0	77	31659	No
256	GOM_NL__2PRFIN20080320_193211_000000382067_00042_31659_5422.N1	20-MAR-2008 19:32:11	Bright	37.500	82	48Bet UMa	2.3650	10600.	75	31659	No
257	GOM_NL__2PRFIN20080320_193341_000000382067_00042_31659_5423.N1	20-MAR-2008 19:33:41	Bright	38.000	36	50Alp UMa	1.8000	6300.0	76	31659	No
258	GOM_NL__2PRFIN20080320_194036_000000422067_00042_31659_5424.N1	20-MAR-2008 19:40:36	Bright	41.500	60	7Bet UMi	2.0810	3950.0	83	31659	No
259	GOM_NL__2PRFIN20080320_194909_000000362067_00042_31659_5425.N1	20-MAR-2008 19:49:09	Bright	36.000	89	5Alp Cep	2.4510	8000.0	72	31659	No
260	GOM_NL__2PRFIN20080320_195418_000000382067_00042_31659_5426.N1	20-MAR-2008 19:54:18	Bright	38.000	19	50Alp Cyg	1.2460	10500.	76	31659	No
261	GOM_NL__2PRFIN20080320_195553_000000402067_00042_31659_5427.N1	20-MAR-2008 19:55:53	Bright	39.500	66	37Gam Cyg	2.2080	5900.0	79	31659	No
262	GOM_NL__2PRFIN20080320_195741_000000362067_00042_31659_5428.N1	20-MAR-2008 19:57:41	Bright	36.000	92	53Eps Cyg	2.5000	4500.0	72	31659	No
263	GOM_NL__2PRFIN20080320_200625_000000552067_00042_31659_5429.N1	20-MAR-2008 20:06:25	Twilight	55.000	11	53Alp Aql	0.76500	8000.0	110	31659	No
264	GOM_NL__2PRFIN20080320_201705_000000532067_00042_31659_5430.N1	20-MAR-2008 20:17:05	Dark	53.000	155	41Pi Sgr	2.9000	6600.0	106	31659	No
265	GOM_NL__2PRFIN20080320_201911_000000492067_00042_31659_5431.N1	20-MAR-2008 20:19:11	Dark	49.000	57	34Sig Sgr	2.0660	26000.	98	31659	No
266	GOM_NL__2PRFIN20080320_202244_000000502067_00042_31659_5432.N1	20-MAR-2008 20:22:44	Dark	50.000	38	20Eps Sgr	1.8360	11000.	100	31659	No

3. Quality information per product

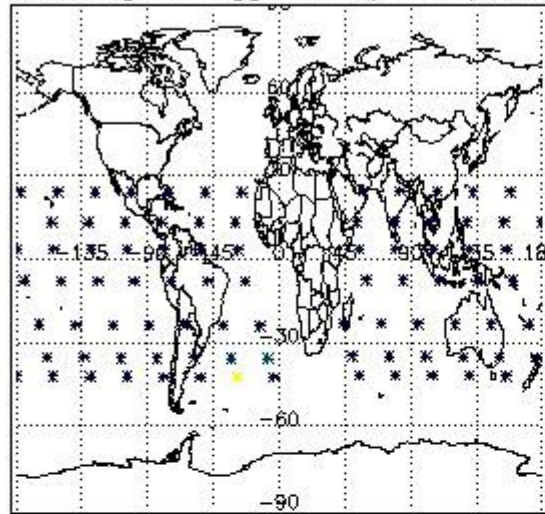
In this section it is plotted some information contained in the Quality Summary data set of the level 2 products. Only products in dark limb conditions and without errors (error flag in the MPH set to "0") are used.

3.1 Plot quality information per product (time dependant)

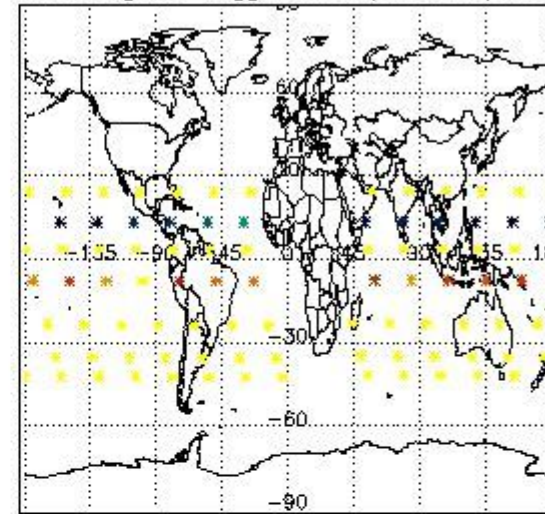


3.2 Plot quality information per product (world map)

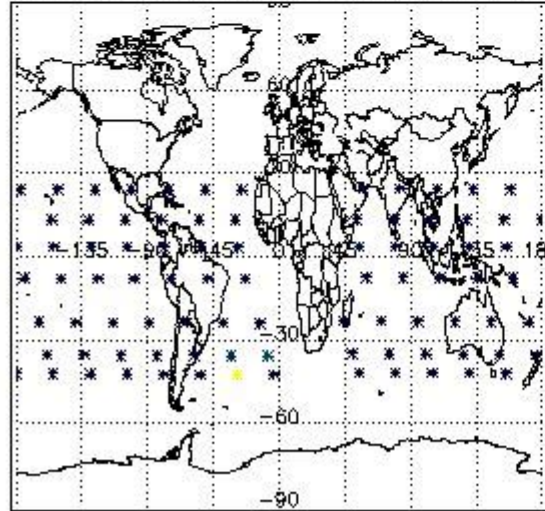
Percentage of flagged data per O3 profile



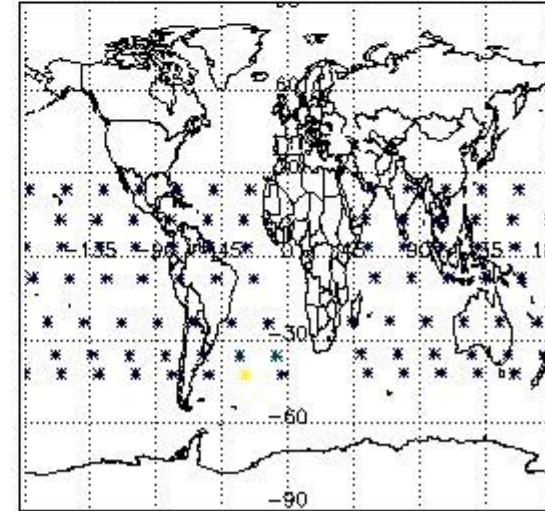
Percentage of flagged data per H2O profile



Percentage of flagged data per NO2 profile



Percentage of flagged data per NO3 profile

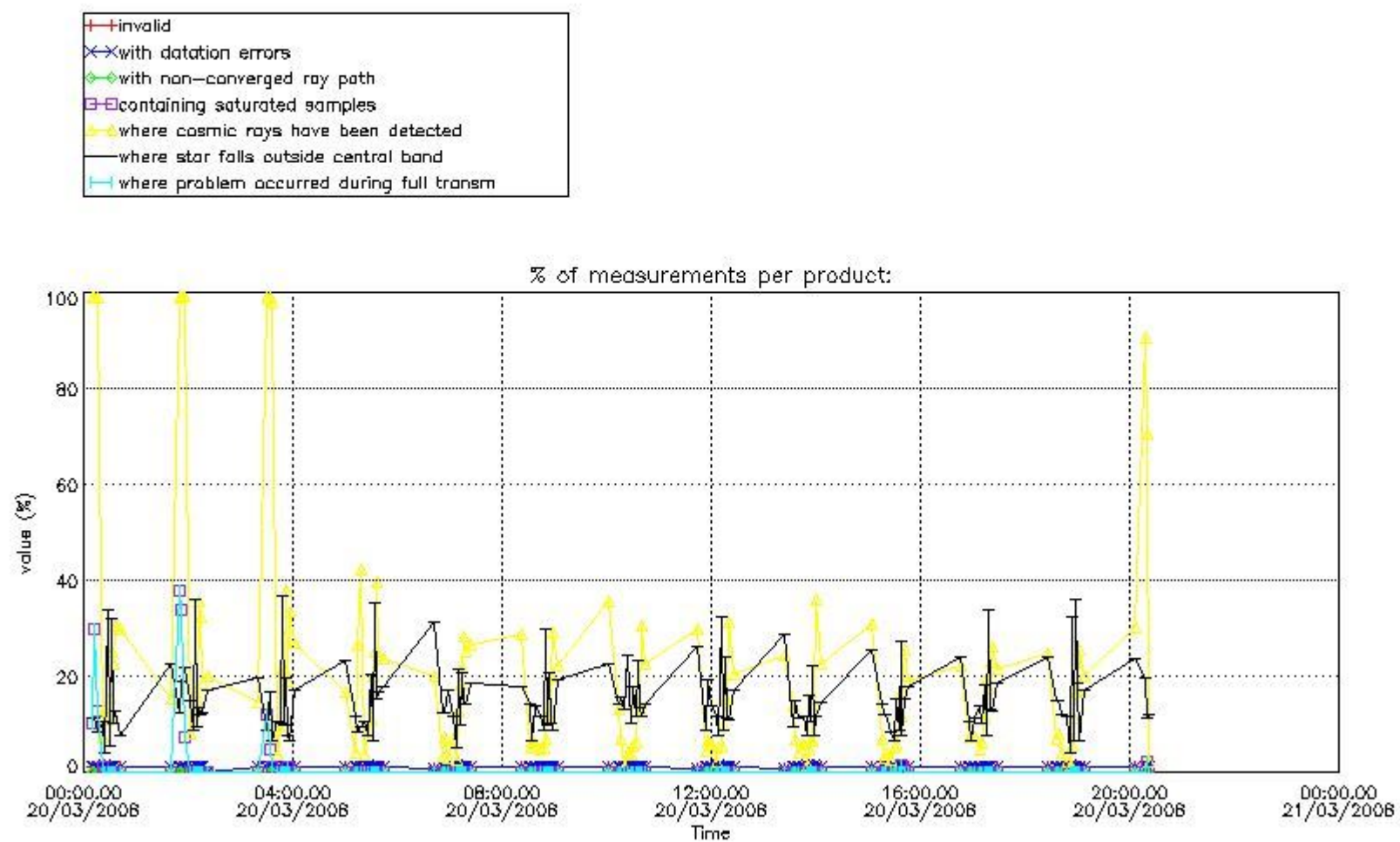


4. Level 1 quality information per product

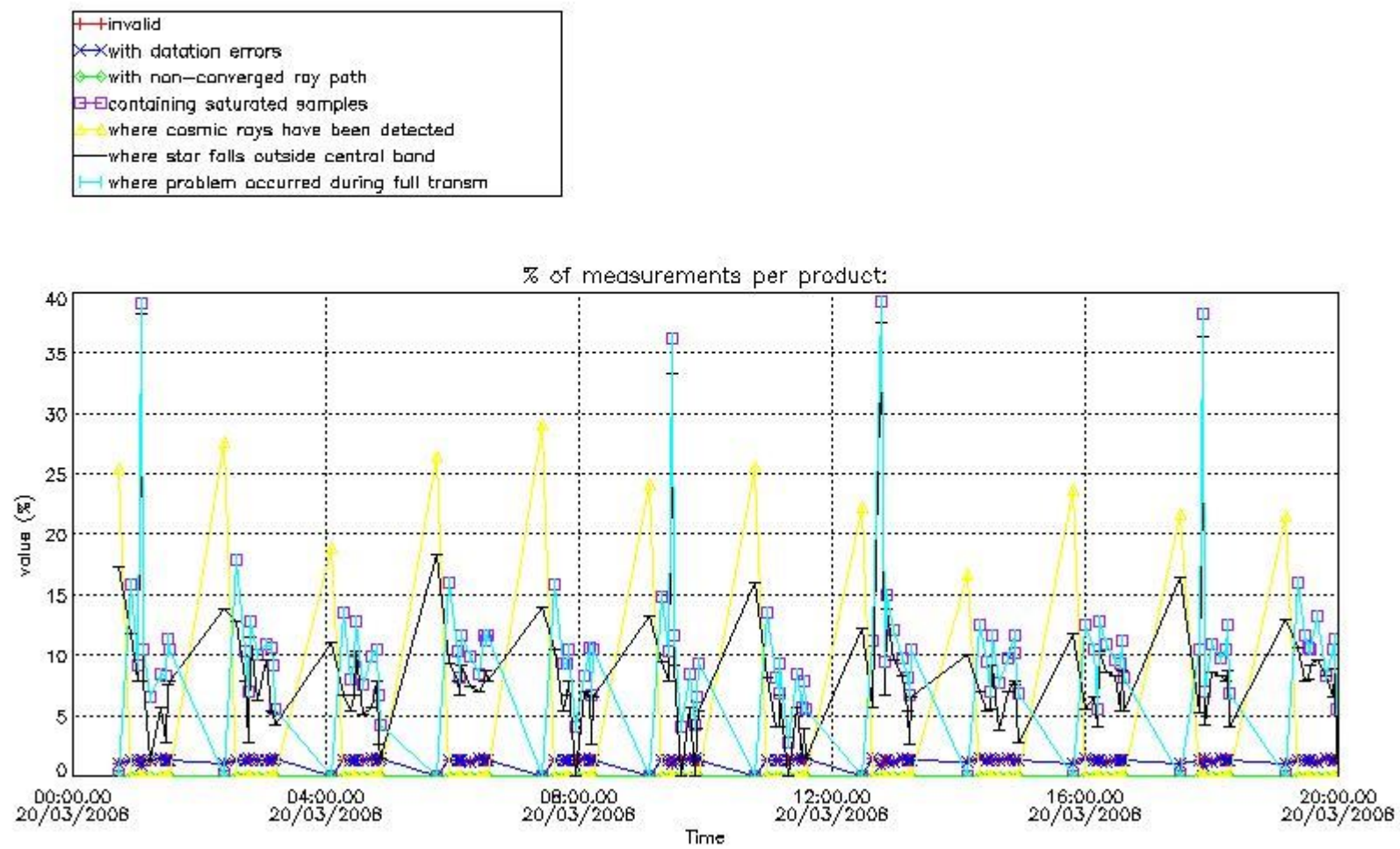
In this section it is plotted some information contained in the Quality Summary data set of the level 2 products that comes from the level 1b processing. Products without errors (error flag in the MPH set to "0") are used.

4.1 Plot quality information per product (time dependant) coming from level 1b processing

4.1.1 Plot level 1 quality information per product (time dependant): ENVISAT ASCENDING passes

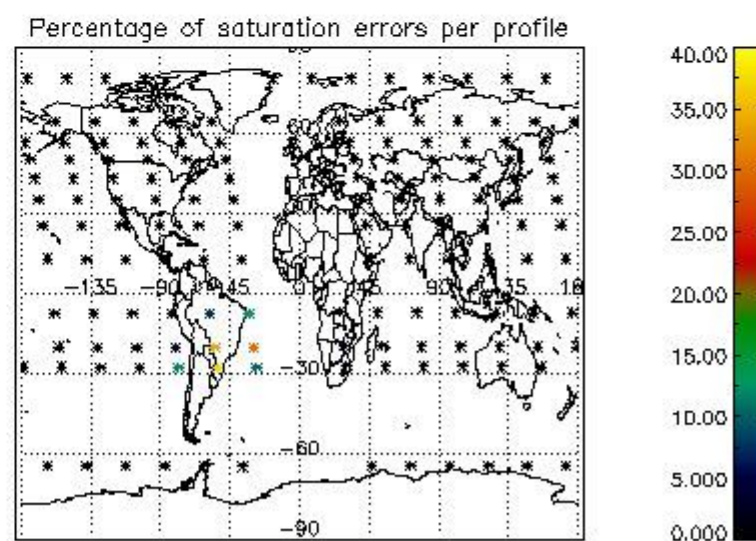
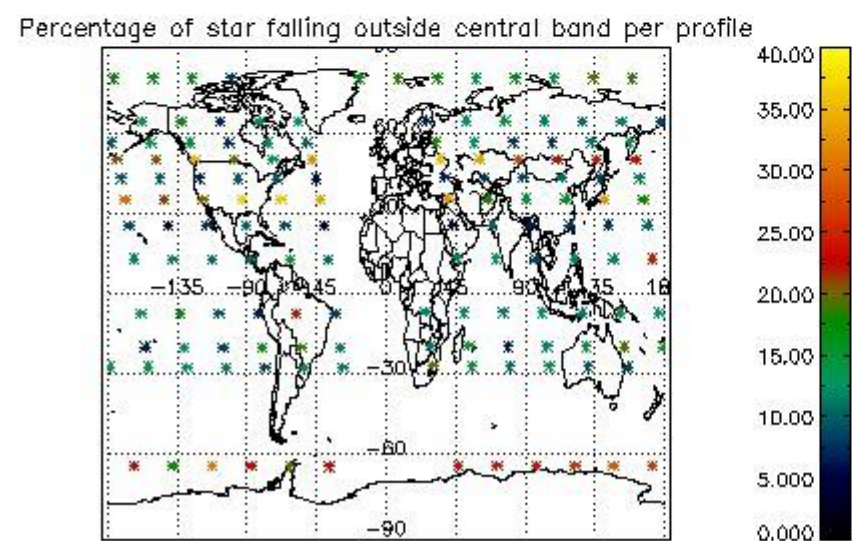
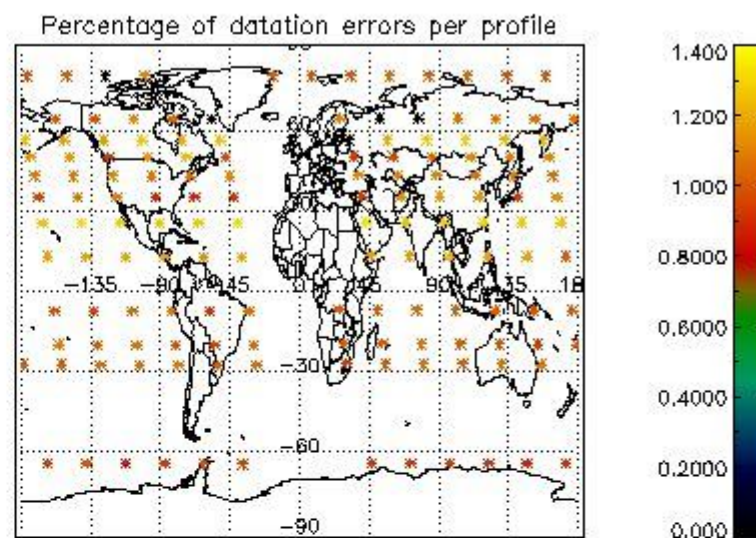
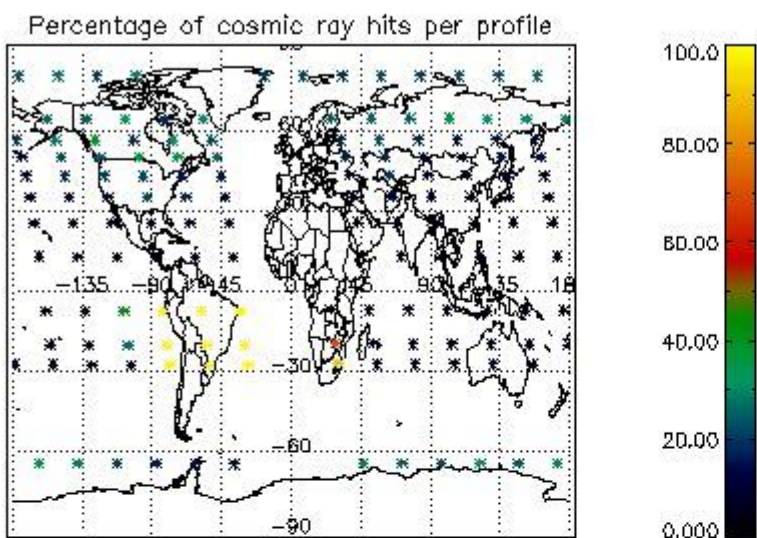


4.1.2 Plot level 1 quality information per product (time dependant): ENVI SAT DESCENDING passes

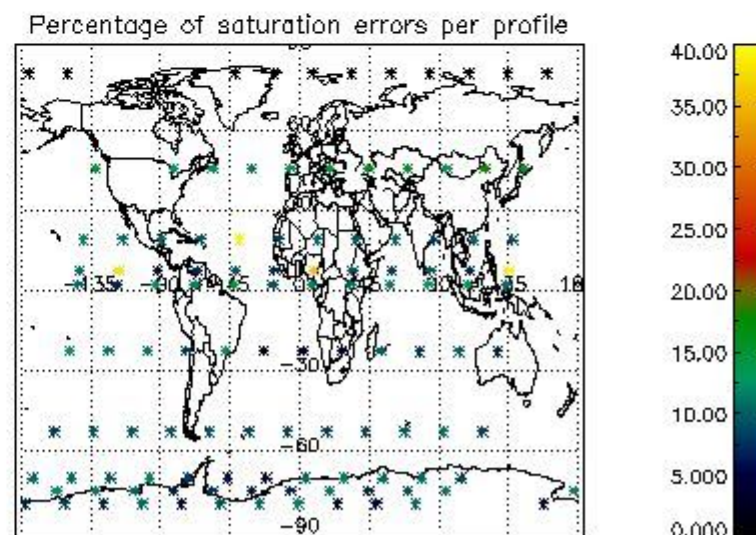
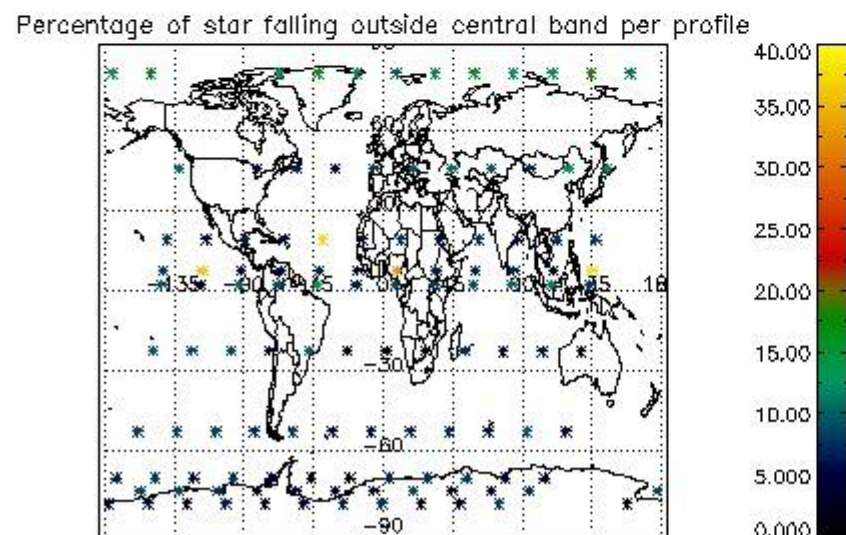
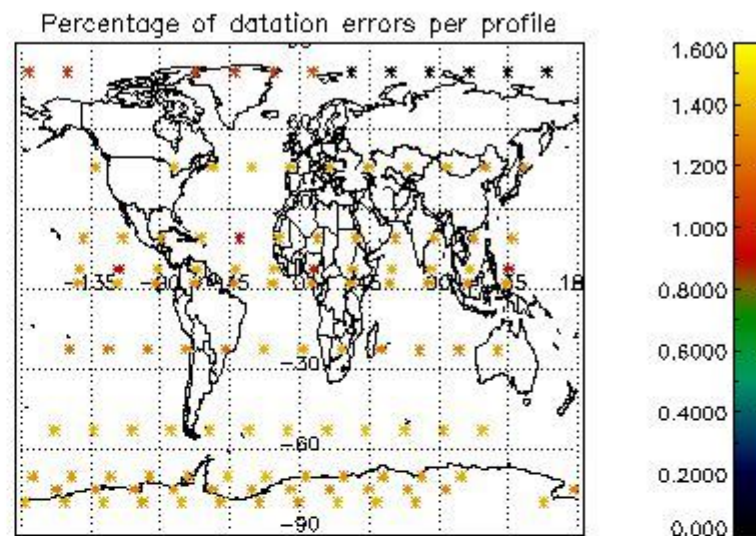
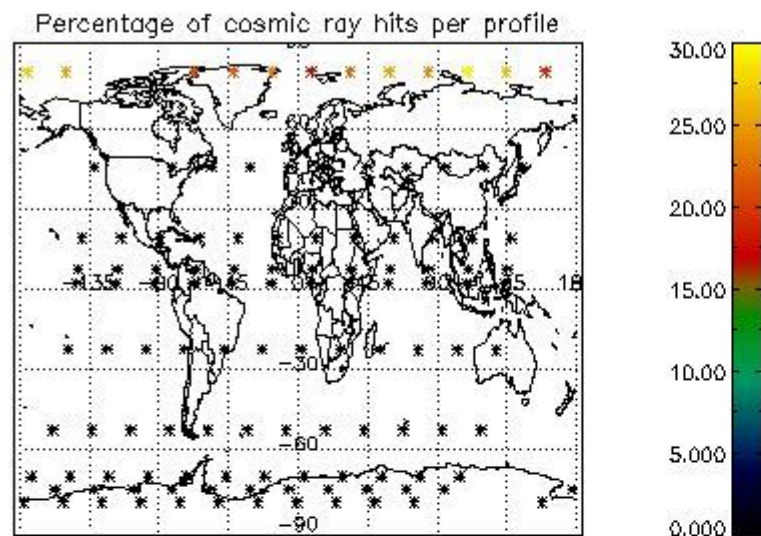


4.2 Plot quality information per product coming from level 1b processing (world map)

4.2.1 Plot level 1 quality information per product (world map): ENVISAT ASCENDING passes



4.2.2 Plot level 1 quality information per product (world map): ENVISAT DESCENDING passes



5. Trace gas profiles

5.1 Ozone statistics based on quality of products

The final quality of the products can be "measured" using the STD (Standard Deviation) attached to every point profile. This information is written to the parameter GOM_NL__2P/NL_LOCAL_SPECIES_DENSITY/o3_std of the level 2 products. The table below shows the statistics for given STD ranges.

The statistics are given with respect to the overall valid production:

- Products without fatal errors: GOM_NL__2P/MPH/PRODUCT_ERR=0
- Valid point profile: GOM_NL__2P/NL_LOCAL_SPECIES_DENSITY/pcd(0)=0

The 'Criteria' is applied to valid points of dark limb products:

- Products in dark limb illumination condition: GOM_NL__2P/NL_SUMMARY_QUALITY/obs_ill_cond=0
- Products without fatal errors: GOM_NL__2P/MPH/PRODUCT_ERR=0
- Valid point profile: GOM_NL__2P/NL_LOCAL_SPECIES_DENSITY/pcd(0)=0

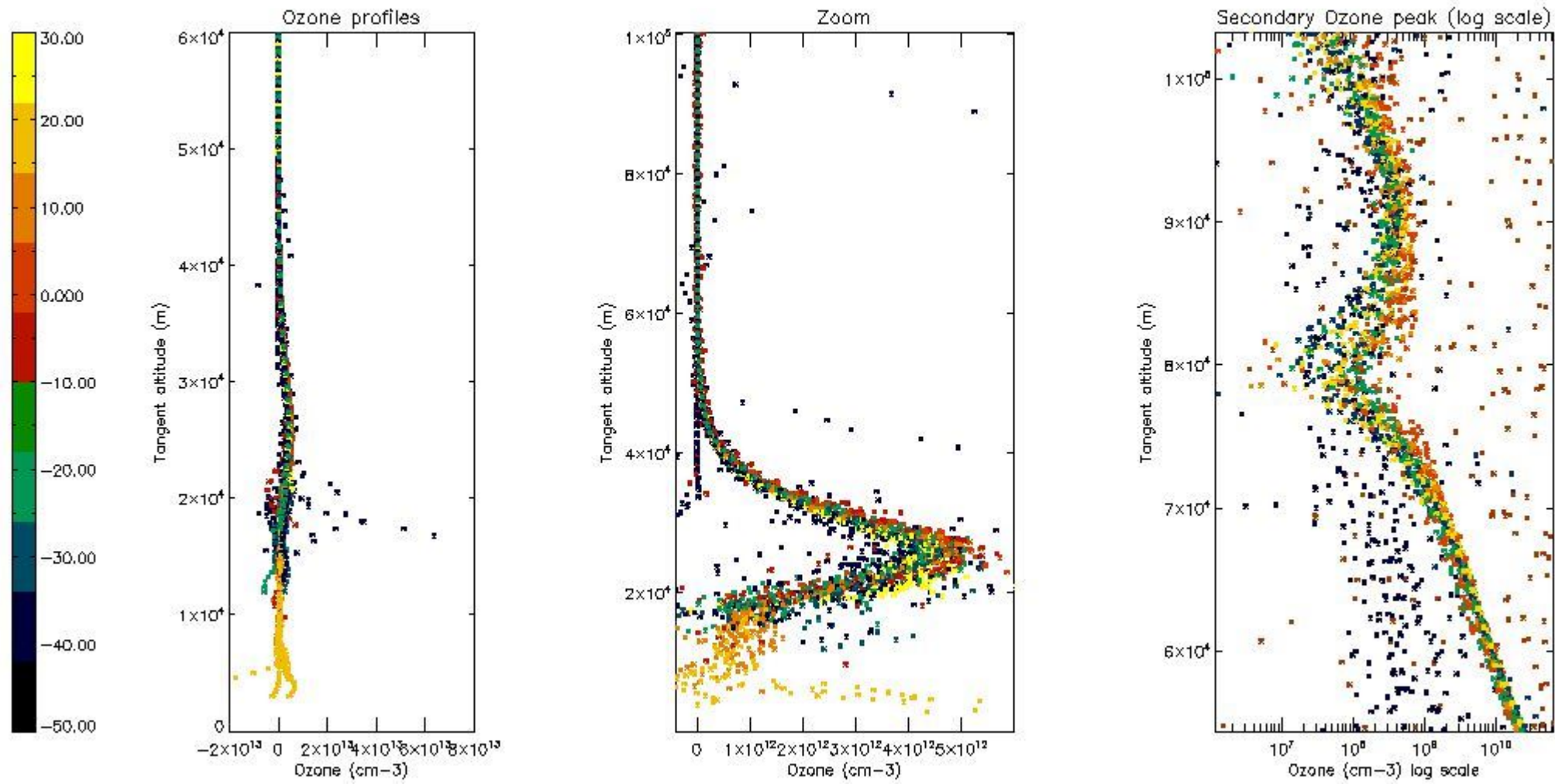
So, the table below shows the percentage of dark limb and valid observations for each criteria with respect to the overall valid daily observations.

Criteria	% of total production
All STD	35
STD < 20	18

STD < 10	13
STD < 5	9

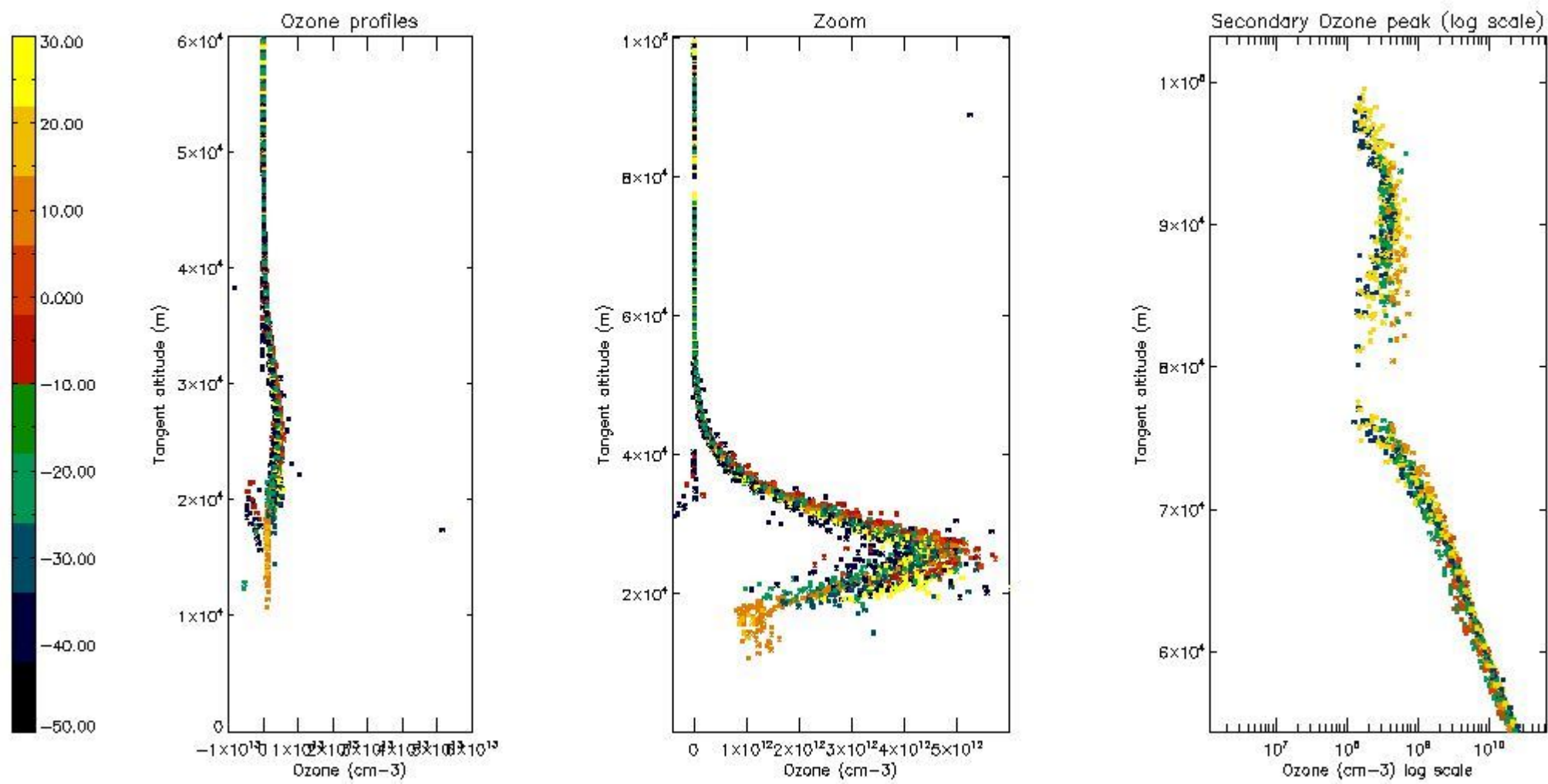
5.2 Plot ozone profiles for all STD (dark without errors)

The colorbar represents the latitude.



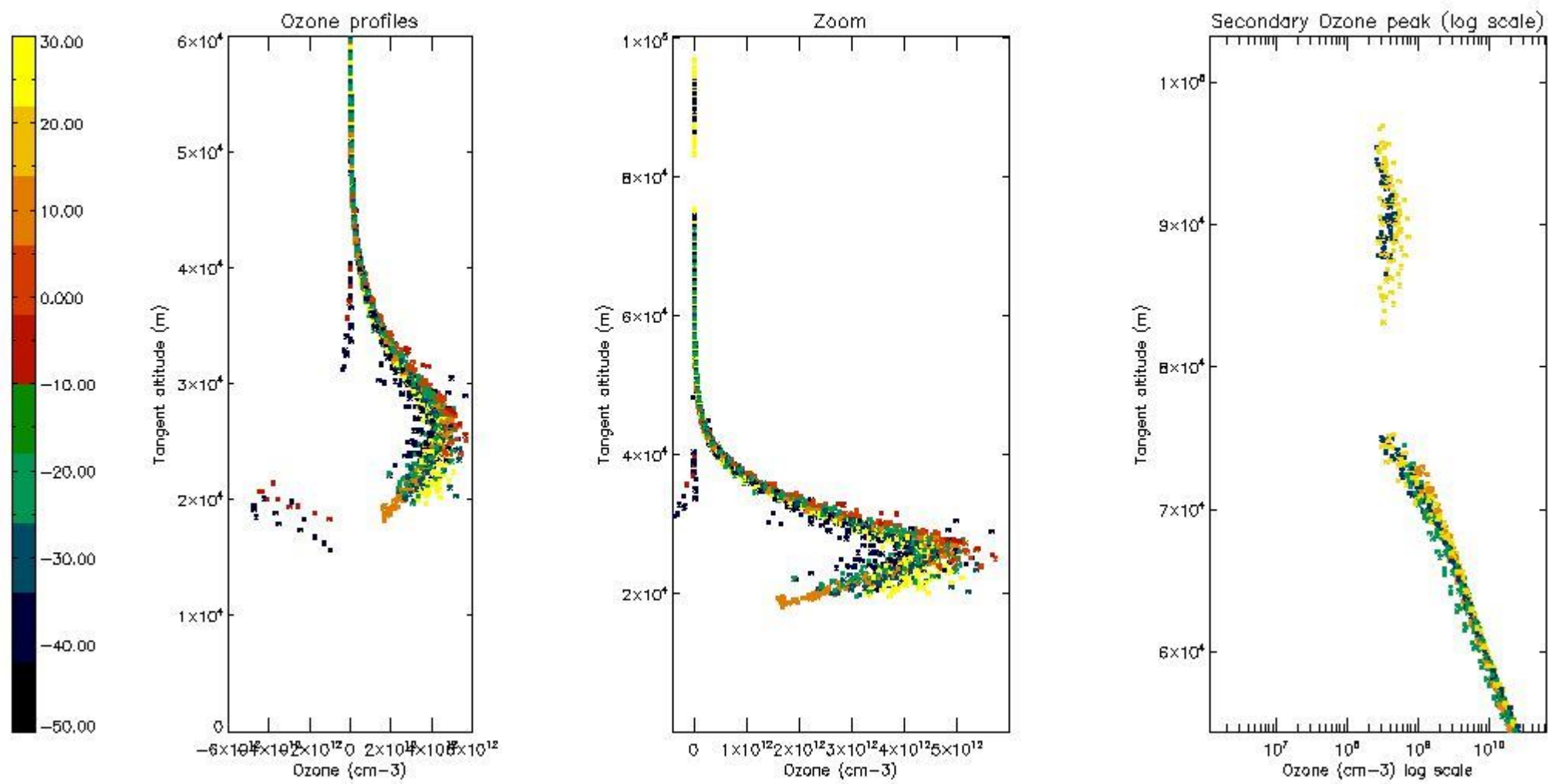
5.3 Plot ozone profiles where STD < 20% (dark without errors)

The colorbar represents the latitude.



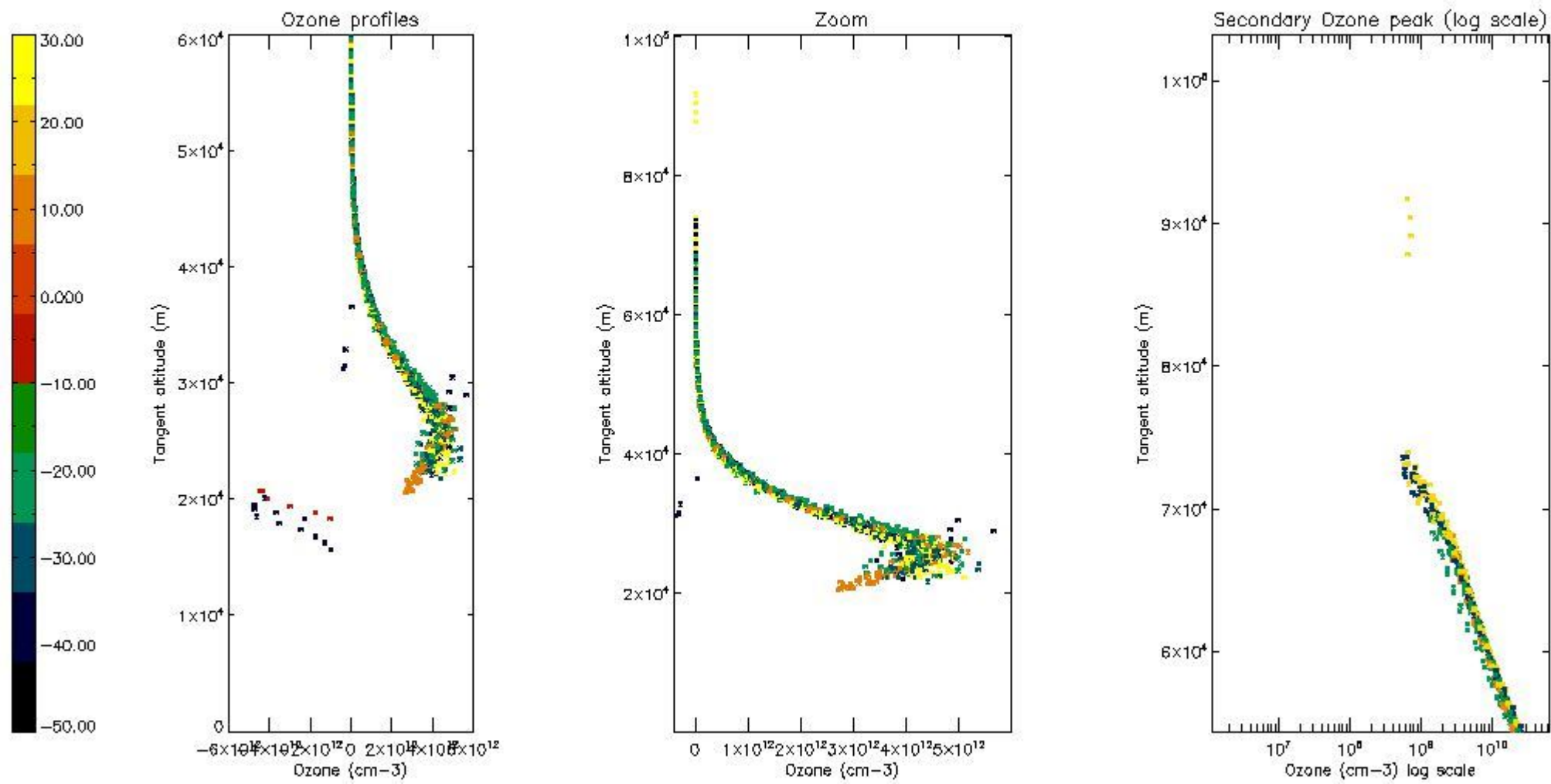
5.4 Plot ozone profiles where STD < 10% (dark without errors)

The colorbar represents the latitude.



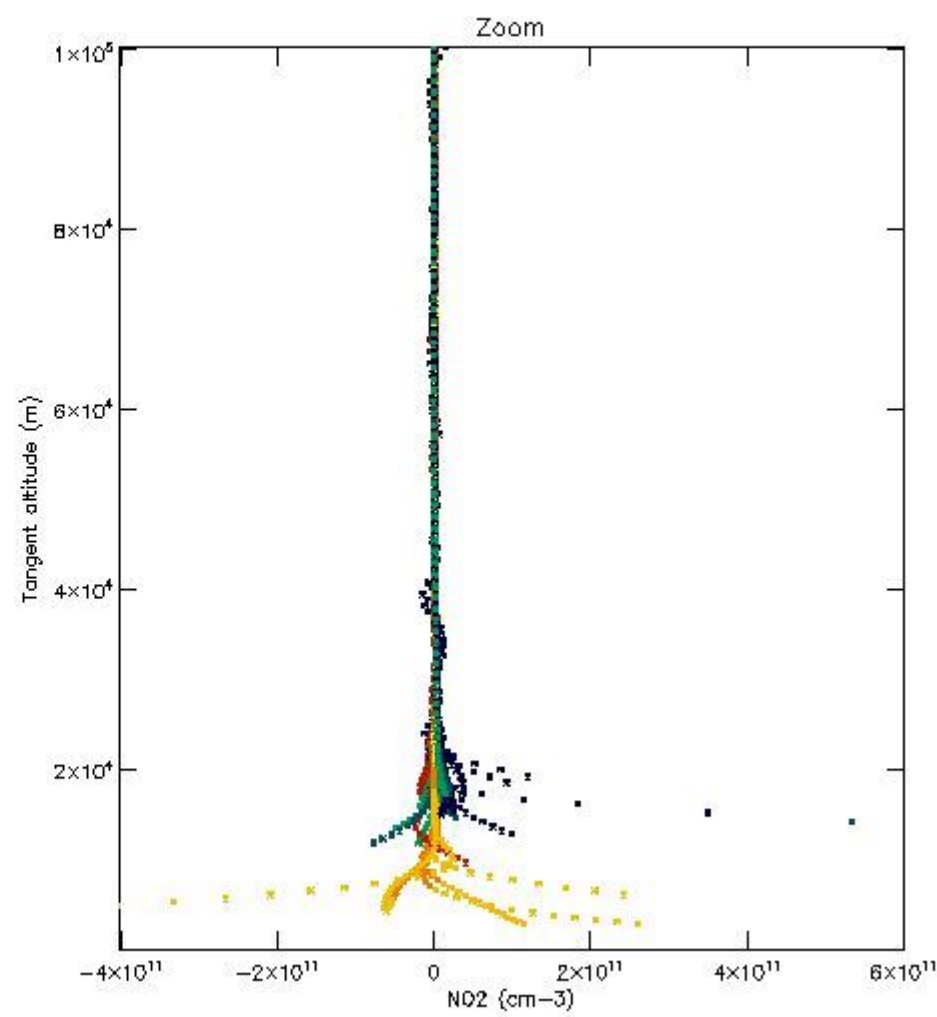
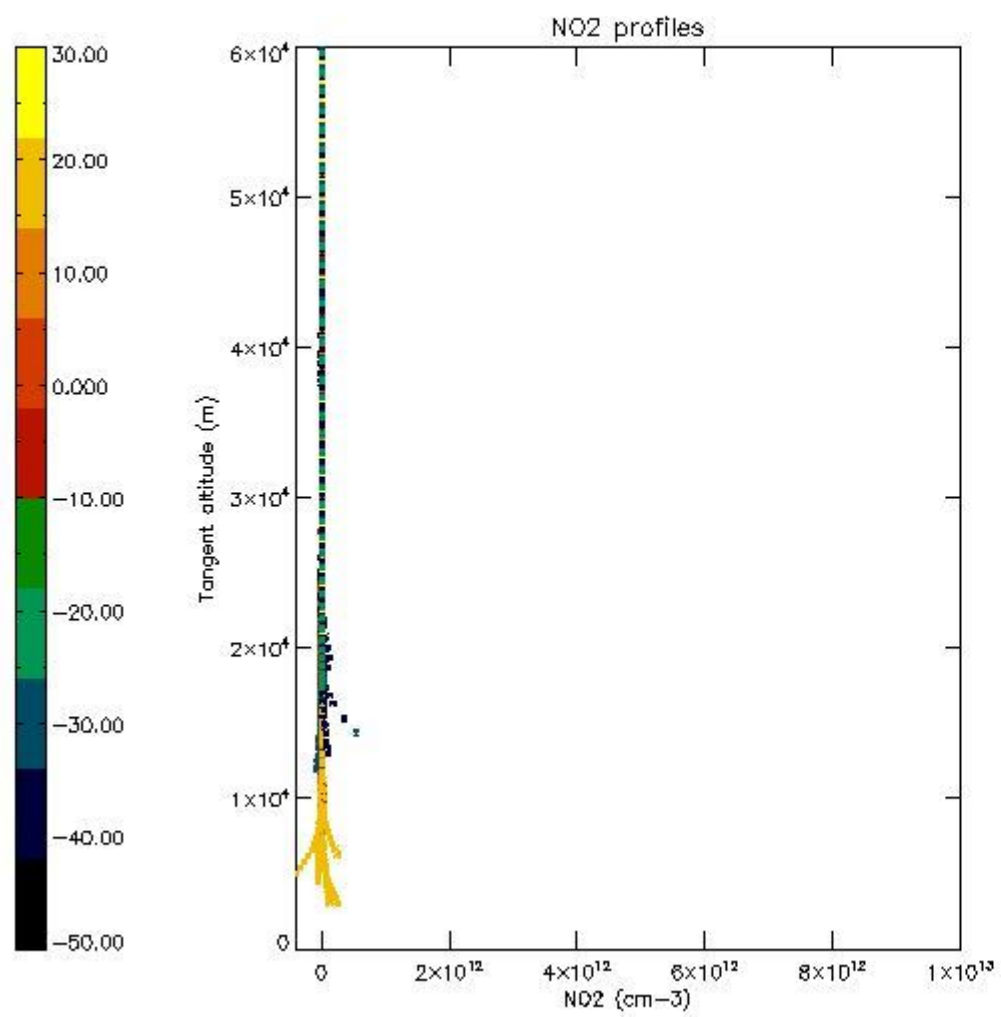
5.5 Plot ozone profiles where STD < 5% (dark without errors)

The colorbar represents the latitude.



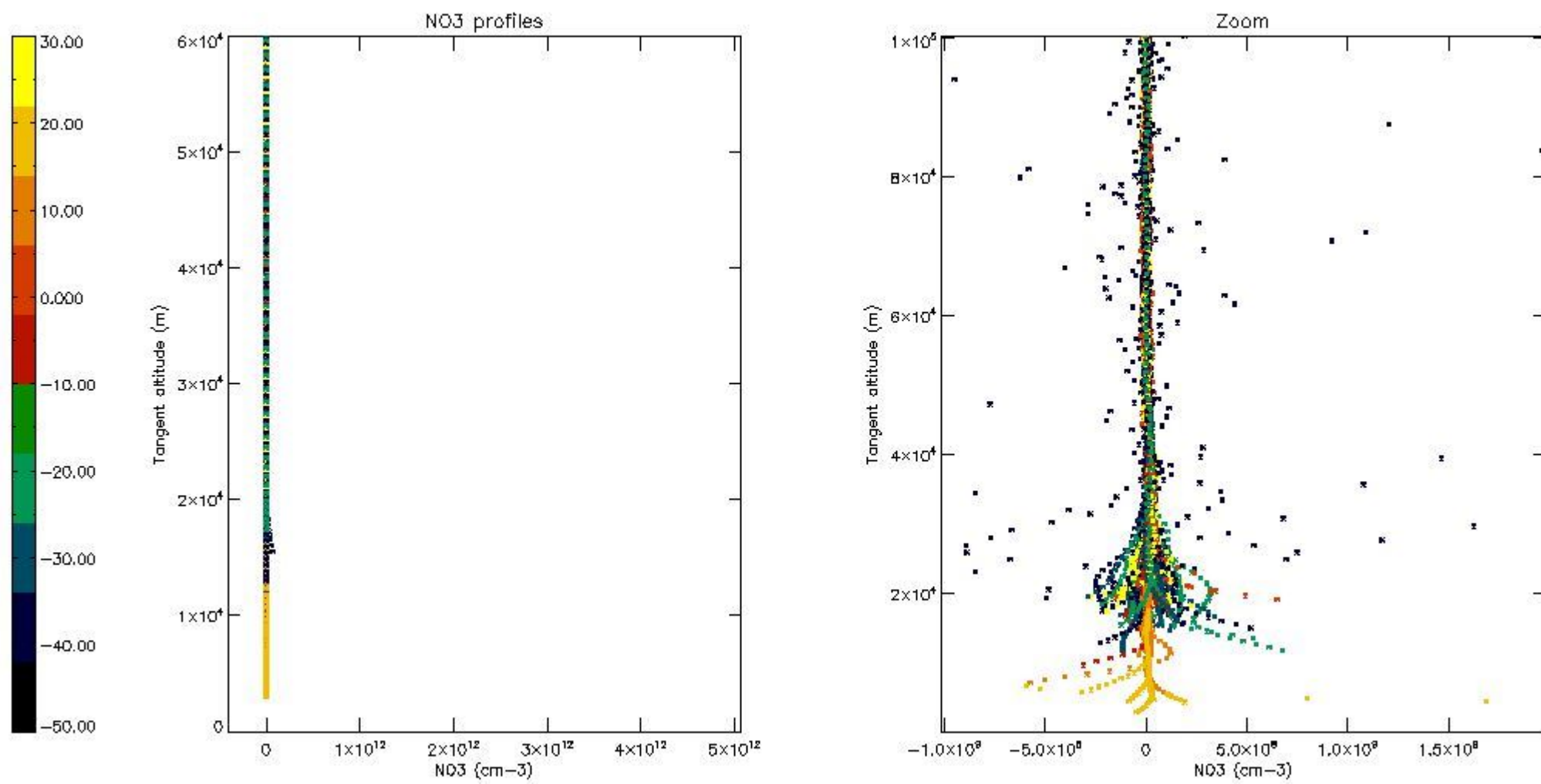
5.6 Plot NO₂ profiles for all STD (dark without errors)

The colorbar represents the latitude.



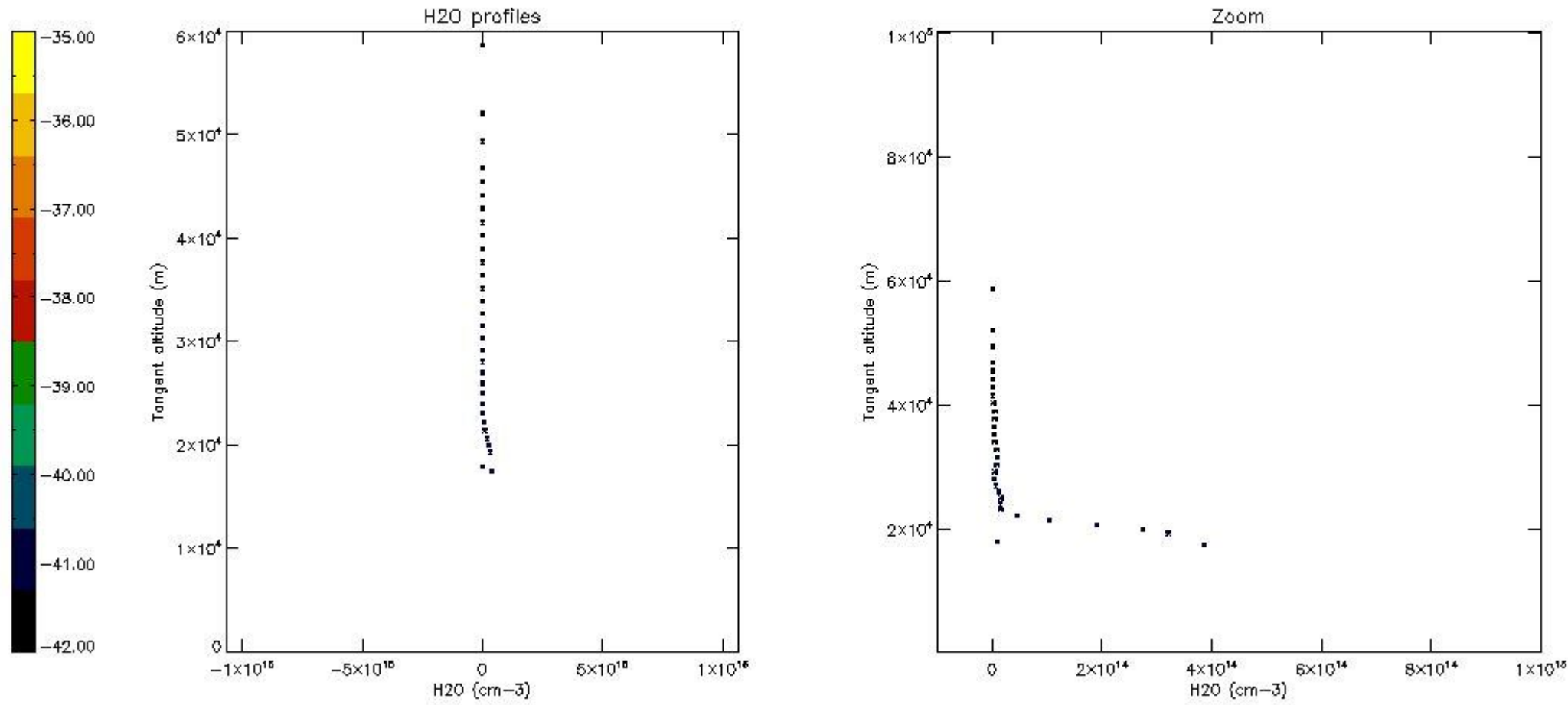
5.7 Plot NO3 profiles for all STD (dark without errors)

The colorbar represents the latitude.



5.8 Plot H₂O profiles for all STD (only for occultations of stars 1,2,3,4,13,14,16,26,63 dark without errors)

The colorbar represents the latitude.



6. Auxiliary Data Files used for the production reported in section 2

The number reported in the third column indicates since which file (see list in section 2) the corresponding auxiliary file has been used. The fourth column is the date of those product files.

Type	Auxiliary Filename	Used since product	Used since product date
INST_PHYS_CHARACTERISTICS	GOM_INS_AXVIEC20091111_143220_20030716_120000_20500101_000000	1	20-MAR-2008 00:09:42
LEVEL-2_PROC_CONFIG	GOM_PR2_AXVIEC20091111_152718_20020301_000000_20500101_000000	1	20-MAR-2008 00:09:42
CROSS_SECTIONS_FILE	GOM_CRS_AXVIEC20091111_154832_20020301_000000_20500101_000000	1	20-MAR-2008 00:09:42

GOMOS Level 2 Daily Report

SUMMARY

[1. General Info](#)

[2. Summary of processed GOM_NL_2P products](#)

[3. Level 2 Quality information per product](#)

[3.1 Plot of level 2 quality information per product \(time dependant\)](#)

[3.2 Plot of level 2 quality information per product \(world map\)](#)

[4. Level 1 Quality information per product \(stored on level 2 products\)](#)

[4.1 Plot of level 1 quality information per product \(time dependant\)](#)

[4.1.1 Plot of level 1 quality information per product \(time dependant\): ASCENDING](#)

[4.1.2 Plot of level 1 quality information per product \(time dependant\): DESCENDING](#)

[4.2 Plot of level 1 quality information per product \(world map\)](#)

[4.2.1 Plot of level 1 quality information per product \(world map\): ASCENDING](#)

[4.2.2 Plot of level 1 quality information per product \(world map\): DESCENDING](#)

[5. Ozone profiles based on quality statistics and other trace gas profiles](#)

[5.1 Ozone statistics based on quality of products](#)

[5.2 Plot ozone profiles for all STD \(dark without errors\)](#)

[5.3 Plot ozone profiles where STD < 20% \(dark without errors\)](#)

[5.4. Plot ozone profiles where STD < 10% \(dark without errors\)](#)

[5.5. Plot ozone profiles where STD < 5% \(dark without errors\)](#)

[5.6 Plot NO2 profiles for all STD \(dark without errors\)](#)

[5.7 Plot NO3 profiles for all STD \(dark without errors\)](#)

[5.8 Plot H2O profiles \(only for occultations of stars 1,2,3,4,13,14,16,26,63 dark without errors\) for all STD](#)

[6. Auxiliary Data Files used for the production reported in section 2](#)

This report presents the daily analysis on parameters extracted from GOMOS level 2 data (GOM_NL__2P). It is intended to monitor some important parameters that will impact the quality of these products. A list of level 2 products (and content) that have arrived during the reporting day to the PCF is also given.

Item	Value
Time of report generation	25APR2013 11:55:28
Data source version	GOMOS/6.01
Start time of products	20-03-2008 (20MAR2008 00:00:00)
Stop time of products	21-03-2008 (21MAR2008 00:00:00)
Store outputs in DB	Yes
Nb of level 2 prods	266
Nb of prods with errors	0

2. Summary of processed GOM_NL__2P products.

Nr	Filename	UTC Start time	Limb	Duration	Star Id	Star Name	Star Mag	Star Temp	Nb Meas	Orbit	Prod. error
1	GOM_NL__2PRFIN20080320_000942_000000492067_00030_31647_4851.N1	20-MAR-2008 00:09:42	Dark	48.500	155	41Pi Sgr	2.9000	6600.0	97	31647	No
2	GOM_NL__2PRFIN20080320_001148_000000492067_00030_31647_4852.N1	20-MAR-2008 00:11:48	Dark	48.500	57	34Sig Sgr	2.0660	26000.	97	31647	No
3	GOM_NL__2PRFIN20080320_001520_000000482067_00030_31647_4853.N1	20-MAR-2008 00:15:20	Dark	47.500	38	20Eps Sgr	1.8360	11000.	95	31647	No
4	GOM_NL__2PRFIN20080320_002102_000000422067_00031_31648_4837.N1	20-MAR-2008 00:21:02	Dark	42.000	141	Bet Ara	2.8400	4600.0	84	31648	No
5	GOM_NL__2PRFIN20080320_002436_000000382067_00031_31648_4838.N1	20-MAR-2008 00:24:36	Dark	38.000	134	Bet TrA	2.8100	6600.0	76	31648	No
6	GOM_NL__2PRFIN20080320_002720_000000552067_00031_31648_4839.N1	20-MAR-2008 00:27:20	Dark	55.000	4	Alp1Cen	-0.010000	5800.0	110	31648	No
7	GOM_NL__2PRFIN20080320_002932_000000452067_00031_31648_4840.N1	20-MAR-2008 00:29:32	Dark	45.000	78	Alp Lup	2.3040	28000.	90	31648	No
8	GOM_NL__2PRFIN20080320_003135_000000522067_00031_31648_4841.N1	20-MAR-2008 00:31:35	Straylight	51.500	26	Gam Cru	1.6240	2900.0	103	31648	No
9	GOM_NL__2PRFIN20080320_003323_000000402067_00031_31648_4842.N1	20-MAR-2008 00:33:23	Straylight	40.000	64	Gam Cen	2.2000	10600.	80	31648	No
10	GOM_NL__2PRFIN20080320_003542_000000482067_00031_31648_4843.N1	20-MAR-2008 00:35:42	Straylight	47.500	123	lot Cen	2.7500	10200.	95	31648	No
11	GOM_NL__2PRFIN20080320_004113_000000462067_00031_31648_4844.N1	20-MAR-2008 00:41:13	Straylight	45.500	106	9Bet Crv	2.6480	5600.0	91	31648	No
12	GOM_NL__2PRFIN20080320_004325_000000492067_00031_31648_4845.N1	20-MAR-2008 00:43:25	Twilight_and_stray	49.000	100	4Gam Crv	2.5800	13100.	98	31648	No
13	GOM_NL__2PRFIN20080320_005454_000000382067_00031_31648_4846.N1	20-MAR-2008 00:54:54	Bright	38.000	51	41Gam1Leo	2.0100	4500.0	76	31648	No
14	GOM_NL__2PRFIN20080320_010223_000000382067_00031_31648_4847.N1	20-MAR-2008 01:02:23	Bright	38.000	174	52Psi UMa	3.0040	4400.0	76	31648	No
15	GOM_NL__2PRFIN20080320_010537_000000552067_00031_31648_4848.N1	20-MAR-2008 01:05:37	Bright	55.000	82	48Bet UMa	2.3650	10600.	110	31648	No
16	GOM_NL__2PRFIN20080320_010708_000000382067_00031_31648_4849.N1	20-MAR-2008 01:07:08	Bright	38.000	36	50Alp UMa	1.8000	6300.0	76	31648	No
17	GOM_NL__2PRFIN20080320_011404_000000382067_00031_31648_4850.N1	20-MAR-2008 01:14:04	Bright	38.000	60	7Bet UMi	2.0810	3950.0	76	31648	No
18	GOM_NL__2PRFIN20080320_012234_000000362067_00031_31648_4851.N1	20-MAR-2008 01:22:34	Bright	35.500	89	5Alp Cep	2.4510	8000.0	71	31648	No
19	GOM_NL__2PRFIN20080320_012742_000000372067_00031_31648_4852.N1	20-MAR-2008 01:27:42	Bright	36.500	19	50Alp Cyg	1.2460	10500.	73	31648	No
20	GOM_NL__2PRFIN20080320_012917_000000402067_00031_31648_4853.N1	20-MAR-2008 01:29:17	Bright	39.500	66	37Gam Cyg	2.2080	5900.0	79	31648	No
21	GOM_NL__2PRFIN20080320_013104_000000382067_00031_31648_4854.N1	20-MAR-2008 01:31:04	Bright	38.000	92	53Eps Cyg	2.5000	4500.0	76	31648	No
22	GOM_NL__2PRFIN20080320_013944_000000532067_00031_31648_4855.N1	20-MAR-2008 01:39:44	Twilight_and_stray	53.000	11	53Alp Aql	0.76500	8000.0	106	31648	No
23	GOM_NL__2PRFIN20080320_015019_000000492067_00031_31648_4856.N1	20-MAR-2008 01:50:19	Dark	49.000	155	41Pi Sgr	2.9000	6600.0	98	31648	No
24	GOM_NL__2PRFIN20080320_015225_000000532067_00031_31648_4857.N1	20-MAR-2008 01:52:25	Dark	53.000	57	34Sig Sgr	2.0660	26000.	106	31648	No
25	GOM_NL__2PRFIN20080320_015557_000000552067_00031_31648_4858.N1	20-MAR-2008 01:55:57	Dark	55.000	38	20Eps Sgr	1.8360	11000.	110	31648	No
26	GOM_NL__2PRFIN20080320_020139_000000442067_00032_31649_4851.N1	20-MAR-2008 02:01:39	Dark	44.000	141	Bet Ara	2.8400	4600.0	88	31649	No
27	GOM_NL__2PRFIN20080320_020513_000000402067_00032_31649_4852.N1	20-MAR-2008 02:05:13	Dark	39.500	134	Bet TrA	2.8100	6600.0	79	31649	No
28	GOM_NL__2PRFIN20080320_020757_000000572067_00032_31649_4853.N1	20-MAR-2008 02:07:57	Dark	57.000	4	Alp1Cen	-0.010000	5800.0	114	31649	No
29	GOM_NL__2PRFIN20080320_021008_000000472067_00032_31649_4854.N1	20-MAR-2008 02:10:08	Dark	47.000	78	Alp Lup	2.3040	28000.	94	31649	No
30	GOM_NL__2PRFIN20080320_021212_000000412067_00032_31649_4855.N1	20-MAR-2008 02:12:12	Straylight	40.500	26	Gam Cru	1.6240	2900.0	81	31649	No
31	GOM_NL__2PRFIN20080320_021359_000000422067_00032_31649_4856.N1	20-MAR-2008 02:13:59	Straylight	41.500	64	Gam Cen	2.2000	10600.	83	31649	No
32	GOM_NL__2PRFIN20080320_021619_000000492067_00032_31649_4857.N1	20-MAR-2008 02:16:19	Straylight	48.500	123	lot Cen	2.7500	10200.	97	31649	No
33	GOM_NL__2PRFIN20080320_022149_000000502067_00032_31649_4858.N1	20-MAR-2008 02:21:49	Straylight	50.000	106	9Bet Crv	2.6480	5600.0	100	31649	No
34	GOM_NL__2PRFIN20080320_022401_000000472067_00032_31649_4859.N1	20-MAR-2008 02:24:01	Twilight_and_stray	47.000	100	4Gam Crv	2.5800	13100.	94	31649	No
35	GOM_NL__2PRFIN20080320_023530_000000392067_00032_31649_4860.N1	20-MAR-2008 02:35:30	Bright	39.000	51	41Gam1Leo	2.0100	4500.0	78	31649	No
36	GOM_NL__2PRFIN20080320_024258_000000392067_00032_31649_4861.N1	20-MAR-2008 02:42:58	Bright	38.500	174	52Psi UMa	3.0040	4400.0	77	31649	No
37	GOM_NL__2PRFIN20080320_024613_000000362067_00032_31649_4862.N1	20-MAR-2008 02:46:13	Bright	36.000	82	48Bet UMa	2.3650	10600.	72	31649	No
38	GOM_NL__2PRFIN20080320_024744_000000392067_00032_31649_4863.N1	20-MAR-2008 02:47:44	Bright	39.000	36	50Alp UMa	1.8000	6300.0	78	31649	No
39	GOM_NL__2PRFIN20080320_025440_000000402067_00032_31649_4864.N1	20-MAR-2008 02:54:40	Bright	40.000	60	7Bet UMi	2.0810	3950.0	80	31649	No
40	GOM_NL__2PRFIN20080320_030310_000000372067_00032_31649_4865.N1	20-MAR-2008 03:03:10	Bright	36.500	89	5Alp Cep	2.4510	8000.0	73	31649	No
41	GOM_NL__2PRFIN20080320_030818_000000382067_00032_31649_4866.N1	20-MAR-2008 03:08:18	Bright	37.500	19	50Alp Cyg	1.2460	10500.	75	31649	No
42	GOM_NL__2PRFIN20080320_030953_000000392067_00032_31649_4867.N1	20-MAR-2008 03:09:53	Bright	38.500	66	37Gam Cyg	2.2080	5900.0	77	31649	No

43	GOM_NL__2PRFIN20080320_031140_000000362067_00032_31649_4868.N1	20-MAR-2008 03:11:40	Bright	36.000	92	53Eps Cyg	2.5000	4500.0	72	31649	No
44	GOM_NL__2PRFIN20080320_032021_000000512067_00032_31649_4869.N1	20-MAR-2008 03:20:21	Twilight	51.000	11	53Alp Aql	0.76500	8000.0	102	31649	No
45	GOM_NL__2PRFIN20080320_033056_000000472067_00032_31649_4870.N1	20-MAR-2008 03:30:56	Dark	46.500	155	41Pi Sgr	2.9000	6600.0	93	31649	No
46	GOM_NL__2PRFIN20080320_033302_000000512067_00032_31649_4871.N1	20-MAR-2008 03:33:02	Dark	51.000	57	34Sig Sgr	2.0660	26000.	102	31649	No
47	GOM_NL__2PRFIN20080320_033634_000000472067_00032_31649_4872.N1	20-MAR-2008 03:36:34	Dark	46.500	38	20Eps Sgr	1.8360	11000.	93	31649	No
48	GOM_NL__2PRFIN20080320_034216_000000422067_00033_31650_4856.N1	20-MAR-2008 03:42:16	Dark	42.000	141	Bet Ara	2.8400	4600.0	84	31650	No
49	GOM_NL__2PRFIN20080320_034549_000000402067_00033_31650_4857.N1	20-MAR-2008 03:45:49	Dark	39.500	134	Bet TrA	2.8100	6600.0	79	31650	No
50	GOM_NL__2PRFIN20080320_034833_000000572067_00033_31650_4858.N1	20-MAR-2008 03:48:33	Dark	57.000	4	Alp1Cen	-0.010000	5800.0	114	31650	No
51	GOM_NL__2PRFIN20080320_035045_000000472067_00033_31650_4859.N1	20-MAR-2008 03:50:45	Dark	46.500	78	Alp Lup	2.3040	28000.	93	31650	No
52	GOM_NL__2PRFIN20080320_035248_000000442067_00033_31650_4860.N1	20-MAR-2008 03:52:48	Straylight	43.500	26	Gam Cru	1.6240	2900.0	87	31650	No
53	GOM_NL__2PRFIN20080320_035436_000000402067_00033_31650_4861.N1	20-MAR-2008 03:54:36	Straylight	39.500	64	Gam Cen	2.2000	10600.	79	31650	No
54	GOM_NL__2PRFIN20080320_035655_000000452067_00033_31650_4862.N1	20-MAR-2008 03:56:55	Straylight	45.000	123	lot Cen	2.7500	10200.	90	31650	No
55	GOM_NL__2PRFIN20080320_040225_000000502067_00033_31650_4863.N1	20-MAR-2008 04:02:25	Straylight	50.000	106	9Bet Crv	2.6480	5600.0	100	31650	No
56	GOM_NL__2PRFIN20080320_040437_000000452067_00033_31650_4864.N1	20-MAR-2008 04:04:37	Twilight	45.000	100	4Gam Crv	2.5800	13100.	90	31650	No
57	GOM_NL__2PRFIN20080320_041606_000000372067_00033_31650_4865.N1	20-MAR-2008 04:16:06	Bright	37.000	51	41Gam1Leo	2.0100	4500.0	74	31650	No
58	GOM_NL__2PRFIN20080320_042334_000000382067_00033_31650_4866.N1	20-MAR-2008 04:23:34	Bright	37.500	174	52Psi UMa	3.0040	4400.0	75	31650	No
59	GOM_NL__2PRFIN20080320_042649_000000372067_00033_31650_4867.N1	20-MAR-2008 04:26:49	Bright	37.000	82	48Bet UMa	2.3650	10600.	74	31650	No
60	GOM_NL__2PRFIN20080320_042820_000000392067_00033_31650_4868.N1	20-MAR-2008 04:28:20	Bright	39.000	36	50Alp UMa	1.8000	6300.0	78	31650	No
61	GOM_NL__2PRFIN20080320_043515_000000402067_00033_31650_4869.N1	20-MAR-2008 04:35:15	Bright	39.500	60	7Bet UMi	2.0810	3950.0	79	31650	No
62	GOM_NL__2PRFIN20080320_044346_000000362067_00033_31650_4870.N1	20-MAR-2008 04:43:46	Bright	35.500	89	5Alp Cep	2.4510	8000.0	71	31650	No
63	GOM_NL__2PRFIN20080320_044854_000000382067_00033_31650_4871.N1	20-MAR-2008 04:48:54	Bright	38.000	19	50Alp Cyg	1.2460	10500.	76	31650	No
64	GOM_NL__2PRFIN20080320_045029_000000382067_00033_31650_4872.N1	20-MAR-2008 04:50:29	Bright	37.500	66	37Gam Cyg	2.2080	5900.0	75	31650	No
65	GOM_NL__2PRFIN20080320_045216_000000362067_00033_31650_4873.N1	20-MAR-2008 04:52:16	Bright	35.500	92	53Eps Cyg	2.5000	4500.0	71	31650	No
66	GOM_NL__2PRFIN20080320_050057_000000542067_00033_31650_4874.N1	20-MAR-2008 05:00:57	Twilight	53.500	11	53Alp Aql	0.76500	8000.0	107	31650	No
67	GOM_NL__2PRFIN20080320_051133_000000482067_00033_31650_4875.N1	20-MAR-2008 05:11:33	Dark	48.000	155	41Pi Sgr	2.9000	6600.0	96	31650	No
68	GOM_NL__2PRFIN20080320_051339_000000472067_00033_31650_4876.N1	20-MAR-2008 05:13:39	Dark	47.000	57	34Sig Sgr	2.0660	26000.	94	31650	No
69	GOM_NL__2PRFIN20080320_051711_000000492067_00033_31650_4877.N1	20-MAR-2008 05:17:11	Dark	48.500	38	20Eps Sgr	1.8360	11000.	97	31650	No
70	GOM_NL__2PRFIN20080320_052252_000000432067_00034_31651_4864.N1	20-MAR-2008 05:22:52	Dark	42.500	141	Bet Ara	2.8400	4600.0	85	31651	No
71	GOM_NL__2PRFIN20080320_052626_000000392067_00034_31651_4865.N1	20-MAR-2008 05:26:26	Dark	39.000	134	Bet TrA	2.8100	6600.0	78	31651	No
72	GOM_NL__2PRFIN20080320_052910_000000472067_00034_31651_4866.N1	20-MAR-2008 05:29:10	Dark	46.500	4	Alp1Cen	-0.010000	5800.0	93	31651	No
73	GOM_NL__2PRFIN20080320_053122_000000452067_00034_31651_4867.N1	20-MAR-2008 05:31:22	Dark	45.000	78	Alp Lup	2.3040	28000.	90	31651	No
74	GOM_NL__2PRFIN20080320_053324_000000542067_00034_31651_4868.N1	20-MAR-2008 05:33:24	Straylight	54.000	26	Gam Cru	1.6240	2900.0	108	31651	No
75	GOM_NL__2PRFIN20080320_053512_000000432067_00034_31651_4869.N1	20-MAR-2008 05:35:12	Straylight	43.000	64	Gam Cen	2.2000	10600.	86	31651	No
76	GOM_NL__2PRFIN20080320_053732_000000512067_00034_31651_4870.N1	20-MAR-2008 05:37:32	Straylight	51.000	123	lot Cen	2.7500	10200.	102	31651	No
77	GOM_NL__2PRFIN20080320_054301_000000512067_00034_31651_4871.N1	20-MAR-2008 05:43:01	Straylight	51.000	106	9Bet Crv	2.6480	5600.0	102	31651	No
78	GOM_NL__2PRFIN20080320_054513_000000492067_00034_31651_4872.N1	20-MAR-2008 05:45:13	Twilight	49.000	100	4Gam Crv	2.5800	13100.	98	31651	No
79	GOM_NL__2PRFIN20080320_055642_000000382067_00034_31651_4873.N1	20-MAR-2008 05:56:42	Bright	37.500	51	41Gam1Leo	2.0100	4500.0	75	31651	No
80	GOM_NL__2PRFIN20080320_060410_000000392067_00034_31651_4874.N1	20-MAR-2008 06:04:10	Bright	38.500	174	52Psi UMa	3.0040	4400.0	77	31651	No
81	GOM_NL__2PRFIN20080320_060725_000000372067_00034_31651_4875.N1	20-MAR-2008 06:07:25	Bright	37.000	82	48Bet UMa	2.3650	10600.	74	31651	No
82	GOM_NL__2PRFIN20080320_060855_000000392067_00034_31651_4876.N1	20-MAR-2008 06:08:55	Bright	38.500	36	50Alp UMa	1.8000	6300.0	77	31651	No
83	GOM_NL__2PRFIN20080320_061551_000000412067_00034_31651_4877.N1	20-MAR-2008 06:15:51	Bright	40.500	60	7Bet UMi	2.0810	3950.0	81	31651	No
84	GOM_NL__2PRFIN20080320_062422_000000362067_00034_31651_4878.N1	20-MAR-2008 06:24:22	Bright	35.500	89	5Alp Cep	2.4510	8000.0	71	31651	No
85	GOM_NL__2PRFIN20080320_062930_000000392067_00034_31651_4879.N1	20-MAR-2008 06:29:30	Bright	38.500	19	50Alp Cyg	1.2460	10500.	77	31651	No
86	GOM_NL__2PRFIN20080320_063105_000000402067_00034_31651_4880.N1	20-MAR-2008 06:31:05	Bright	40.000	66	37Gam Cyg	2.2080	5900.0	80	31651	No
87	GOM_NL__2PRFIN20080320_063252_000000392067_00034_31651_4881.N1	20-MAR-2008 06:32:52	Bright	38.500	92	53Eps Cyg	2.5000	4500.0	77	31651	No
88	GOM_NL__2PRFIN20080320_064134_000000602067_00034_31651_4882.N1	20-MAR-2008 06:41:34	Twilight	59.500	11	53Alp Aql	0.76500	8000.0	119	31651	No
89	GOM_NL__2PRFIN20080320_065210_000000492067_00034_31651_4883.N1	20-MAR-2008 06:52:10	Dark	48.500	155	41Pi Sgr	2.9000	6600.0	97	31651	No
90	GOM_NL__2PRFIN20080320_065416_000000492067_00034_31651_4884.N1	20-MAR-2008 06:54:16	Dark	49.000	57	34Sig Sgr	2.0660	26000.	98	31651	No
91	GOM_NL__2PRFIN20080320_065748_000000532067_00034_31651_4885.N1	20-MAR-2008 06:57:48	Dark	53.000	38	20Eps Sgr	1.8360	11000.	106	31651	No
92	GOM_NL__2PRFIN20080320_070329_000000432067_00035_31652_4878.N1	20-MAR-2008 07:03:29	Dark	42.500	141	Bet Ara	2.8400	4600.0	85	31652	No
93	GOM_NL__2PRFIN20080320_070703_000000382067_00035_31652_4879.N1	20-MAR-2008 07:07:03	Dark	38.000	134	Bet TrA	2.8100	6600.0	76	31652	No
94	GOM_NL__2PRFIN20080320_070946_000000472067_00035_31652_4880.N1	20-MAR-2008 07:09:46	Dark	46.500	4	Alp1Cen	-0.010000	5800.0	93	31652	No
95	GOM_NL__2PRFIN20080320_071159_000000472067_00035_31652_4881.N1	20-MAR-2008 07:11:59	Dark	46.500	78	Alp Lup	2.3040	28000.	93	31652	No
96	GOM_NL__2PRFIN20080320_071401_000000442067_00035_31652_4882.N1	20-MAR-2008 07:14:01	Straylight	43.500	26	Gam Cru	1.6240	2900.0	87	31652	No
97	GOM_NL__2PRFIN20080320_071549_000000432067_00035_31652_4883.N1	20-MAR-2008 07:15:49	Straylight	42.500	64	Gam Cen	2.2000	10600.	85	31652	No
98	GOM_NL__2PRFIN20080320_071808_000000502067_00035_31652_4884.N1	20-MAR-2008 07:18:08	Straylight	49.500	123	lot Cen	2.7500	10200.	99	31652	No
99	GOM_NL__2PRFIN20080320_072338_000000512067_00035_31652_4885.N1	20-MAR-2008 07:23:38	Straylight	51.000	106	9Bet Crv	2.6480	5600.0	102	31652	No
100	GOM_NL__2PRFIN20080320_072549_000000472067_00035_31652_4886.N1	20-MAR-2008 07:25:49	Twilight	46.500	100	4Gam Crv	2.5800	13100.	93	31652	No
101	GOM_NL__2PRFIN20080320_073718_000000382067_00035_31652_4887.N1	20-MAR-2008 07:37:18	Bright	38.000	51	41Gam1Leo	2.0100	4500.0	76	31652	No

102	GOM_NL__2PRFIN20080320_074446_000000382067_00035_31652_4888.N1	20-MAR-2008 07:44:46	Bright	37.500	174	52Psi UMa	3.0040	4400.0	75	31652	No
103	GOM_NL__2PRFIN20080320_074800_000000382067_00035_31652_4889.N1	20-MAR-2008 07:48:00	Bright	37.500	82	48Bet UMa	2.3650	10600.	75	31652	No
104	GOM_NL__2PRFIN20080320_074931_000000382067_00035_31652_4890.N1	20-MAR-2008 07:49:31	Bright	38.000	36	50Alp UMa	1.8000	6300.0	76	31652	No
105	GOM_NL__2PRFIN20080320_075627_000000372067_00035_31652_4891.N1	20-MAR-2008 07:56:27	Bright	36.500	60	7Bet UMi	2.0810	3950.0	73	31652	No
106	GOM_NL__2PRFIN20080320_080458_000000362067_00035_31652_4892.N1	20-MAR-2008 08:04:58	Bright	36.000	89	5Alp Cep	2.4510	8000.0	72	31652	No
107	GOM_NL__2PRFIN20080320_081006_000000382067_00035_31652_4893.N1	20-MAR-2008 08:10:06	Bright	37.500	19	50Alp Cyg	1.2460	10500.	75	31652	No
108	GOM_NL__2PRFIN20080320_081141_000000382067_00035_31652_4894.N1	20-MAR-2008 08:11:41	Bright	37.500	66	37Gam Cyg	2.2080	5900.0	75	31652	No
109	GOM_NL__2PRFIN20080320_081328_000000382067_00035_31652_4895.N1	20-MAR-2008 08:13:28	Bright	38.000	92	53Eps Cyg	2.5000	4500.0	76	31652	No
110	GOM_NL__2PRFIN20080320_082210_000000512067_00035_31652_4896.N1	20-MAR-2008 08:22:10	Twi_and_stray	50.500	11	53Alp Aql	0.76500	8000.0	101	31652	No
111	GOM_NL__2PRFIN20080320_083247_000000502067_00035_31652_4897.N1	20-MAR-2008 08:32:47	Dark	49.500	155	41Pi Sgr	2.9000	6600.0	99	31652	No
112	GOM_NL__2PRFIN20080320_083453_000000462067_00035_31652_4898.N1	20-MAR-2008 08:34:53	Dark	46.000	57	34Sig Sgr	2.0660	26000.	92	31652	No
113	GOM_NL__2PRFIN20080320_083825_000000512067_00035_31652_4899.N1	20-MAR-2008 08:38:25	Dark	51.000	38	20Eps Sgr	1.8360	11000.	102	31652	No
114	GOM_NL__2PRFIN20080320_084406_000000432067_00036_31653_4879.N1	20-MAR-2008 08:44:06	Dark	42.500	141	Bet Ara	2.8400	4600.0	85	31653	No
115	GOM_NL__2PRFIN20080320_084739_000000402067_00036_31653_4880.N1	20-MAR-2008 08:47:39	Dark	39.500	134	Bet TrA	2.8100	6600.0	79	31653	No
116	GOM_NL__2PRFIN20080320_085023_000000522067_00036_31653_4881.N1	20-MAR-2008 08:50:23	Dark	52.000	4	Alp1Cen	-0.010000	5800.0	104	31653	No
117	GOM_NL__2PRFIN20080320_085236_000000472067_00036_31653_4882.N1	20-MAR-2008 08:52:36	Dark	46.500	78	Alp Lup	2.3040	28000.	93	31653	No
118	GOM_NL__2PRFIN20080320_085437_000000442067_00036_31653_4883.N1	20-MAR-2008 08:54:37	Straylight	43.500	26	Gam Cru	1.6240	2900.0	87	31653	No
119	GOM_NL__2PRFIN20080320_085625_000000402067_00036_31653_4884.N1	20-MAR-2008 08:56:25	Straylight	40.000	64	Gam Cen	2.2000	10600.	80	31653	No
120	GOM_NL__2PRFIN20080320_085845_000000472067_00036_31653_4885.N1	20-MAR-2008 08:58:45	Straylight	46.500	123	lot Cen	2.7500	10200.	93	31653	No
121	GOM_NL__2PRFIN20080320_090414_000000522067_00036_31653_4886.N1	20-MAR-2008 09:04:14	Straylight	51.500	106	9Bet Crv	2.6480	5600.0	103	31653	No
122	GOM_NL__2PRFIN20080320_090625_000000462067_00036_31653_4887.N1	20-MAR-2008 09:06:25	Twi_and_stray	45.500	100	4Gam Crv	2.5800	13100.	91	31653	No
123	GOM_NL__2PRFIN20080320_091754_000000372067_00036_31653_4888.N1	20-MAR-2008 09:17:54	Bright	37.000	51	41Gam1Leo	2.0100	4500.0	74	31653	No
124	GOM_NL__2PRFIN20080320_092521_000000392067_00036_31653_4889.N1	20-MAR-2008 09:25:21	Bright	38.500	174	52Psi UMa	3.0040	4400.0	77	31653	No
125	GOM_NL__2PRFIN20080320_092836_000000532067_00036_31653_4890.N1	20-MAR-2008 09:28:36	Bright	52.500	82	48Bet UMa	2.3650	10600.	105	31653	No
126	GOM_NL__2PRFIN20080320_093007_000000392067_00036_31653_4891.N1	20-MAR-2008 09:30:07	Bright	38.500	36	50Alp UMa	1.8000	6300.0	77	31653	No
127	GOM_NL__2PRFIN20080320_093702_000000372067_00036_31653_4892.N1	20-MAR-2008 09:37:02	Bright	37.000	60	7Bet UMi	2.0810	3950.0	74	31653	No
128	GOM_NL__2PRFIN20080320_094534_000000362067_00036_31653_4893.N1	20-MAR-2008 09:45:34	Bright	35.500	89	5Alp Cep	2.4510	8000.0	71	31653	No
129	GOM_NL__2PRFIN20080320_095042_000000362067_00036_31653_4894.N1	20-MAR-2008 09:50:42	Bright	35.500	19	50Alp Cyg	1.2460	10500.	71	31653	No
130	GOM_NL__2PRFIN20080320_095217_000000382067_00036_31653_4895.N1	20-MAR-2008 09:52:17	Bright	38.000	66	37Gam Cyg	2.2080	5900.0	76	31653	No
131	GOM_NL__2PRFIN20080320_095404_000000382067_00036_31653_4896.N1	20-MAR-2008 09:54:04	Bright	37.500	92	53Eps Cyg	2.5000	4500.0	75	31653	No
132	GOM_NL__2PRFIN20080320_100246_000000542067_00036_31653_4897.N1	20-MAR-2008 10:02:46	Twi_and_stray	53.500	11	53Alp Aql	0.76500	8000.0	107	31653	No
133	GOM_NL__2PRFIN20080320_101323_000000502067_00036_31653_4898.N1	20-MAR-2008 10:13:23	Dark	49.500	155	41Pi Sgr	2.9000	6600.0	99	31653	No
134	GOM_NL__2PRFIN20080320_101529_000000512067_00036_31653_4899.N1	20-MAR-2008 10:15:29	Dark	51.000	57	34Sig Sgr	2.0660	26000.	102	31653	No
135	GOM_NL__2PRFIN20080320_101902_000000502067_00036_31653_4900.N1	20-MAR-2008 10:19:02	Dark	50.000	38	20Eps Sgr	1.8360	11000.	100	31653	No
136	GOM_NL__2PRFIN20080320_102442_000000502067_00037_31654_4893.N1	20-MAR-2008 10:24:42	Dark	49.500	141	Bet Ara	2.8400	4600.0	99	31654	No
137	GOM_NL__2PRFIN20080320_102815_000000402067_00037_31654_4894.N1	20-MAR-2008 10:28:15	Dark	39.500	134	Bet TrA	2.8100	6600.0	79	31654	No
138	GOM_NL__2PRFIN20080320_103059_000000452067_00037_31654_4895.N1	20-MAR-2008 10:30:59	Dark	44.500	4	Alp1Cen	-0.010000	5800.0	89	31654	No
139	GOM_NL__2PRFIN20080320_103312_000000482067_00037_31654_4896.N1	20-MAR-2008 10:33:12	Dark	47.500	78	Alp Lup	2.3040	28000.	95	31654	No
140	GOM_NL__2PRFIN20080320_103513_000000452067_00037_31654_4897.N1	20-MAR-2008 10:35:13	Straylight	45.000	26	Gam Cru	1.6240	2900.0	90	31654	No
141	GOM_NL__2PRFIN20080320_103701_000000412067_00037_31654_4898.N1	20-MAR-2008 10:37:01	Straylight	41.000	64	Gam Cen	2.2000	10600.	82	31654	No
142	GOM_NL__2PRFIN20080320_103921_000000482067_00037_31654_4899.N1	20-MAR-2008 10:39:21	Straylight	47.500	123	lot Cen	2.7500	10200.	95	31654	No
143	GOM_NL__2PRFIN20080320_104450_000000492067_00037_31654_4900.N1	20-MAR-2008 10:44:50	Straylight	49.000	106	9Bet Crv	2.6480	5600.0	98	31654	No
144	GOM_NL__2PRFIN20080320_104701_000000472067_00037_31654_4901.N1	20-MAR-2008 10:47:01	Twi_and_stray	47.000	100	4Gam Crv	2.5800	13100.	94	31654	No
145	GOM_NL__2PRFIN20080320_105830_000000372067_00037_31654_4902.N1	20-MAR-2008 10:58:30	Bright	37.000	51	41Gam1Leo	2.0100	4500.0	74	31654	No
146	GOM_NL__2PRFIN20080320_110557_000000372067_00037_31654_4903.N1	20-MAR-2008 11:05:57	Bright	37.000	174	52Psi UMa	3.0040	4400.0	74	31654	No
147	GOM_NL__2PRFIN20080320_110912_000000372067_00037_31654_4904.N1	20-MAR-2008 11:09:12	Bright	36.500	82	48Bet UMa	2.3650	10600.	73	31654	No
148	GOM_NL__2PRFIN20080320_111043_000000382067_00037_31654_4905.N1	20-MAR-2008 11:10:43	Bright	37.500	36	50Alp UMa	1.8000	6300.0	75	31654	No
149	GOM_NL__2PRFIN20080320_111738_000000372067_00037_31654_4906.N1	20-MAR-2008 11:17:38	Bright	36.500	60	7Bet UMi	2.0810	3950.0	73	31654	No
150	GOM_NL__2PRFIN20080320_112610_000000362067_00037_31654_4907.N1	20-MAR-2008 11:26:10	Bright	35.500	89	5Alp Cep	2.4510	8000.0	71	31654	No
151	GOM_NL__2PRFIN20080320_113118_000000362067_00037_31654_4908.N1	20-MAR-2008 11:31:18	Bright	35.500	19	50Alp Cyg	1.2460	10500.	71	31654	No
152	GOM_NL__2PRFIN20080320_113253_000000392067_00037_31654_4909.N1	20-MAR-2008 11:32:53	Bright	38.500	66	37Gam Cyg	2.2080	5900.0	77	31654	No
153	GOM_NL__2PRFIN20080320_113440_000000362067_00037_31654_4910.N1	20-MAR-2008 11:34:40	Bright	36.000	92	53Eps Cyg	2.5000	4500.0	72	31654	No
154	GOM_NL__2PRFIN20080320_114323_000000562067_00037_31654_4911.N1	20-MAR-2008 11:43:23	Twi_and_stray	55.500	11	53Alp Aql	0.76500	8000.0	111	31654	No
155	GOM_NL__2PRFIN20080320_115400_000000472067_00037_31654_4912.N1	20-MAR-2008 11:54:00	Dark	46.500	155	41Pi Sgr	2.9000	6600.0	93	31654	No
156	GOM_NL__2PRFIN20080320_115606_000000542067_00037_31654_4913.N1	20-MAR-2008 11:56:06	Dark	54.000	57	34Sig Sgr	2.0660	26000.	108	31654	No
157	GOM_NL__2PRFIN20080320_115939_000000512067_00037_31654_4914.N1	20-MAR-2008 11:59:39	Dark	51.000	38	20Eps Sgr	1.8360	11000.	102	31654	No
158	GOM_NL__2PRFIN20080320_120519_000000432067_00038_31655_4920.N1	20-MAR-2008 12:05:19	Dark	42.500	141	Bet Ara	2.8400	4600.0	85	31655	No
159	GOM_NL__2PRFIN20080320_120852_000000392067_00038_31655_4921.N1	20-MAR-2008 12:08:52	Dark	39.000	134	Bet TrA	2.8100	6600.0	78	31655	No
160	GOM_NL__2PRFIN20080320_121135_000000542067_00038_31655_4922.N1	20-MAR-2008 12:11:35	Dark	54.000	4	Alp1Cen	-0.010000	5800.0	108	31655	No

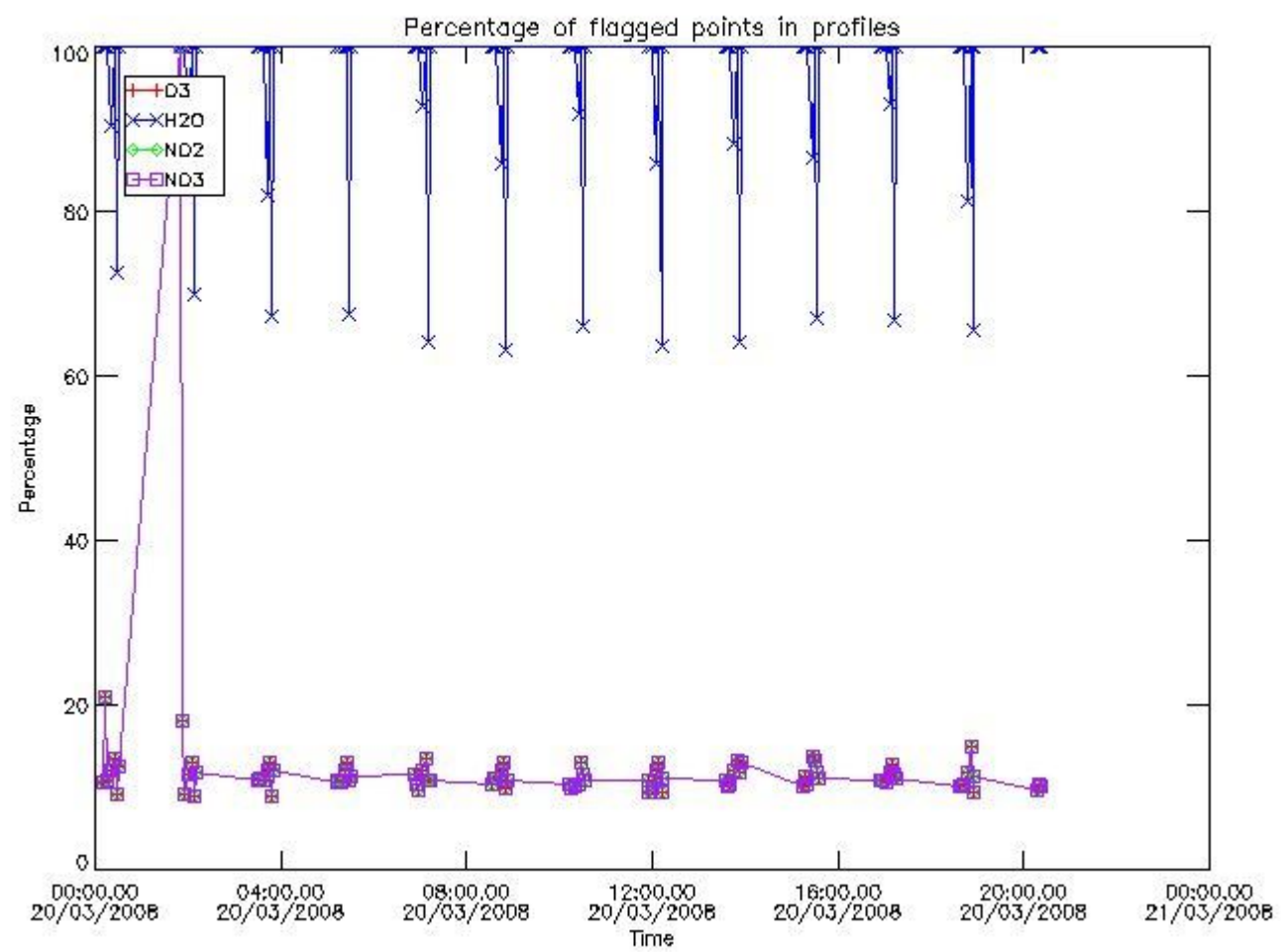
161	GOM_NL__2PRFIN20080320_121349_000000462067_00038_31655_4923.N1	20-MAR-2008 12:13:49	Dark	46.000	78	Alp Lup	2.3040	28000.	92	31655	No
162	GOM_NL__2PRFIN20080320_121549_000000462067_00038_31655_4924.N1	20-MAR-2008 12:15:49	Straylight	46.000	26	Gam Cru	1.6240	2900.0	92	31655	No
163	GOM_NL__2PRFIN20080320_121738_000000412067_00038_31655_4925.N1	20-MAR-2008 12:17:38	Straylight	40.500	64	Gam Cen	2.2000	10600.	81	31655	No
164	GOM_NL__2PRFIN20080320_121958_000000472067_00038_31655_4926.N1	20-MAR-2008 12:19:58	Straylight	46.500	123	lot Cen	2.7500	10200.	93	31655	No
165	GOM_NL__2PRFIN20080320_122526_000000502067_00038_31655_4927.N1	20-MAR-2008 12:25:26	Straylight	49.500	106	9Bet Crv	2.6480	5600.0	99	31655	No
166	GOM_NL__2PRFIN20080320_122737_000000452067_00038_31655_4928.N1	20-MAR-2008 12:27:37	TwI_and_stray	45.000	100	4Gam Crv	2.5800	13100.	90	31655	No
167	GOM_NL__2PRFIN20080320_123906_000000362067_00038_31655_4929.N1	20-MAR-2008 12:39:06	Bright	35.500	51	41Gam1Leo	2.0100	4500.0	71	31655	No
168	GOM_NL__2PRFIN20080320_124632_000000562067_00038_31655_4930.N1	20-MAR-2008 12:46:32	Bright	56.000	174	52Psi UMa	3.0040	4400.0	112	31655	No
169	GOM_NL__2PRFIN20080320_124947_000000372067_00038_31655_4931.N1	20-MAR-2008 12:49:47	Bright	37.000	82	48Bet UMa	2.3650	10600.	74	31655	No
170	GOM_NL__2PRFIN20080320_125118_000000402067_00038_31655_4932.N1	20-MAR-2008 12:51:18	Bright	40.000	36	50Alp UMa	1.8000	6300.0	80	31655	No
171	GOM_NL__2PRFIN20080320_125813_000000422067_00038_31655_4933.N1	20-MAR-2008 12:58:13	Bright	41.500	60	7Bet UMi	2.0810	3950.0	83	31655	No
172	GOM_NL__2PRFIN20080320_130646_000000362067_00038_31655_4934.N1	20-MAR-2008 13:06:46	Bright	36.000	89	5Alp Cep	2.4510	8000.0	72	31655	No
173	GOM_NL__2PRFIN20080320_131154_000000372067_00038_31655_4935.N1	20-MAR-2008 13:11:54	Bright	37.000	19	50Alp Cyg	1.2460	10500.	74	31655	No
174	GOM_NL__2PRFIN20080320_131329_000000382067_00038_31655_4936.N1	20-MAR-2008 13:13:29	Bright	37.500	66	37Gam Cyg	2.2080	5900.0	75	31655	No
175	GOM_NL__2PRFIN20080320_131516_000000382067_00038_31655_4937.N1	20-MAR-2008 13:15:16	Bright	38.000	92	53Eps Cyg	2.5000	4500.0	76	31655	No
176	GOM_NL__2PRFIN20080320_132359_000000582067_00038_31655_4938.N1	20-MAR-2008 13:23:59	TwI_and_stray	57.500	11	53Alp Aql	0.76500	8000.0	115	31655	No
177	GOM_NL__2PRFIN20080320_133437_000000482067_00038_31655_4939.N1	20-MAR-2008 13:34:37	Dark	47.500	155	41Pi Sgr	2.9000	6600.0	95	31655	No
178	GOM_NL__2PRFIN20080320_133643_000000512067_00038_31655_4940.N1	20-MAR-2008 13:36:43	Dark	50.500	57	34Sig Sgr	2.0660	26000.	101	31655	No
179	GOM_NL__2PRFIN20080320_134016_000000502067_00038_31655_4941.N1	20-MAR-2008 13:40:16	Dark	49.500	38	20Eps Sgr	1.8360	11000.	99	31655	No
180	GOM_NL__2PRFIN20080320_134556_000000432067_00039_31656_4966.N1	20-MAR-2008 13:45:56	Dark	42.500	141	Bet Ara	2.8400	4600.0	85	31656	No
181	GOM_NL__2PRFIN20080320_134928_000000392067_00039_31656_4967.N1	20-MAR-2008 13:49:28	Dark	38.500	134	Bet TrA	2.8100	6600.0	77	31656	No
182	GOM_NL__2PRFIN20080320_135212_000000442067_00039_31656_4968.N1	20-MAR-2008 13:52:12	Dark	43.500	4	Alp1Cen	-0.010000	5800.0	87	31656	No
183	GOM_NL__2PRFIN20080320_135426_000000472067_00039_31656_4969.N1	20-MAR-2008 13:54:26	Dark	47.000	78	Alp Lup	2.3040	28000.	94	31656	No
184	GOM_NL__2PRFIN20080320_135626_000000452067_00039_31656_4970.N1	20-MAR-2008 13:56:26	Straylight	45.000	26	Gam Cru	1.6240	2900.0	90	31656	No
185	GOM_NL__2PRFIN20080320_135814_000000392067_00039_31656_4971.N1	20-MAR-2008 13:58:14	Straylight	39.000	64	Gam Cen	2.2000	10600.	78	31656	No
186	GOM_NL__2PRFIN20080320_140034_000000472067_00039_31656_4972.N1	20-MAR-2008 14:00:34	Straylight	47.000	123	lot Cen	2.7500	10200.	94	31656	No
187	GOM_NL__2PRFIN20080320_140602_000000492067_00039_31656_4973.N1	20-MAR-2008 14:06:02	Straylight	48.500	106	9Bet Crv	2.6480	5600.0	97	31656	No
188	GOM_NL__2PRFIN20080320_140813_000000452067_00039_31656_4974.N1	20-MAR-2008 14:08:13	TwI_and_stray	45.000	100	4Gam Crv	2.5800	13100.	90	31656	No
189	GOM_NL__2PRFIN20080320_141942_000000362067_00039_31656_4975.N1	20-MAR-2008 14:19:42	Bright	36.000	51	41Gam1Leo	2.0100	4500.0	72	31656	No
190	GOM_NL__2PRFIN20080320_142708_000000372067_00039_31656_4976.N1	20-MAR-2008 14:27:08	Bright	37.000	174	52Psi UMa	3.0040	4400.0	74	31656	No
191	GOM_NL__2PRFIN20080320_143023_000000362067_00039_31656_4977.N1	20-MAR-2008 14:30:23	Bright	36.000	82	48Bet UMa	2.3650	10600.	72	31656	No
192	GOM_NL__2PRFIN20080320_143154_000000392067_00039_31656_4978.N1	20-MAR-2008 14:31:54	Bright	38.500	36	50Alp UMa	1.8000	6300.0	77	31656	No
193	GOM_NL__2PRFIN20080320_143849_000000392067_00039_31656_4979.N1	20-MAR-2008 14:38:49	Bright	39.000	60	7Bet UMi	2.0810	3950.0	78	31656	No
194	GOM_NL__2PRFIN20080320_144722_000000362067_00039_31656_4980.N1	20-MAR-2008 14:47:22	Bright	36.000	89	5Alp Cep	2.4510	8000.0	72	31656	No
195	GOM_NL__2PRFIN20080320_145230_000000392067_00039_31656_4981.N1	20-MAR-2008 14:52:30	Bright	38.500	19	50Alp Cyg	1.2460	10500.	77	31656	No
196	GOM_NL__2PRFIN20080320_145405_000000402067_00039_31656_4982.N1	20-MAR-2008 14:54:05	Bright	39.500	66	37Gam Cyg	2.2080	5900.0	79	31656	No
197	GOM_NL__2PRFIN20080320_145552_000000372067_00039_31656_4983.N1	20-MAR-2008 14:55:52	Bright	36.500	92	53Eps Cyg	2.5000	4500.0	73	31656	No
198	GOM_NL__2PRFIN20080320_150436_000000552067_00039_31656_4984.N1	20-MAR-2008 15:04:36	TwI_and_stray	55.000	11	53Alp Aql	0.76500	8000.0	110	31656	No
199	GOM_NL__2PRFIN20080320_151514_000000502067_00039_31656_4985.N1	20-MAR-2008 15:15:14	Dark	50.000	155	41Pi Sgr	2.9000	6600.0	100	31656	No
200	GOM_NL__2PRFIN20080320_151720_000000502067_00039_31656_4986.N1	20-MAR-2008 15:17:20	Dark	49.500	57	34Sig Sgr	2.0660	26000.	99	31656	No
201	GOM_NL__2PRFIN20080320_152053_000000502067_00039_31656_4987.N1	20-MAR-2008 15:20:53	Dark	49.500	38	20Eps Sgr	1.8360	11000.	99	31656	No
202	GOM_NL__2PRFIN20080320_152632_000000412067_00040_31657_5081.N1	20-MAR-2008 15:26:32	Dark	41.000	141	Bet Ara	2.8400	4600.0	82	31657	No
203	GOM_NL__2PRFIN20080320_153005_000000392067_00040_31657_5082.N1	20-MAR-2008 15:30:05	Dark	38.500	134	Bet TrA	2.8100	6600.0	77	31657	No
204	GOM_NL__2PRFIN20080320_153248_000000432067_00040_31657_5083.N1	20-MAR-2008 15:32:48	Dark	43.000	4	Alp1Cen	-0.010000	5800.0	86	31657	No
205	GOM_NL__2PRFIN20080320_153502_000000462067_00040_31657_5084.N1	20-MAR-2008 15:35:02	Dark	46.000	78	Alp Lup	2.3040	28000.	92	31657	No
206	GOM_NL__2PRFIN20080320_153702_000000482067_00040_31657_5085.N1	20-MAR-2008 15:37:02	Straylight	47.500	26	Gam Cru	1.6240	2900.0	95	31657	No
207	GOM_NL__2PRFIN20080320_153850_000000392067_00040_31657_5086.N1	20-MAR-2008 15:38:50	Straylight	39.000	64	Gam Cen	2.2000	10600.	78	31657	No
208	GOM_NL__2PRFIN20080320_154110_000000492067_00040_31657_5087.N1	20-MAR-2008 15:41:10	Straylight	49.000	123	lot Cen	2.7500	10200.	98	31657	No
209	GOM_NL__2PRFIN20080320_154638_000000512067_00040_31657_5088.N1	20-MAR-2008 15:46:38	Straylight	50.500	106	9Bet Crv	2.6480	5600.0	101	31657	No
210	GOM_NL__2PRFIN20080320_154849_000000472067_00040_31657_5089.N1	20-MAR-2008 15:48:49	TwI_and_stray	46.500	100	4Gam Crv	2.5800	13100.	93	31657	No
211	GOM_NL__2PRFIN20080320_160018_000000362067_00040_31657_5090.N1	20-MAR-2008 16:00:18	Bright	36.000	51	41Gam1Leo	2.0100	4500.0	72	31657	No
212	GOM_NL__2PRFIN20080320_160744_000000382067_00040_31657_5091.N1	20-MAR-2008 16:07:44	Bright	38.000	174	52Psi UMa	3.0040	4400.0	76	31657	No
213	GOM_NL__2PRFIN20080320_161059_000000372067_00040_31657_5092.N1	20-MAR-2008 16:10:59	Bright	36.500	82	48Bet UMa	2.3650	10600.	73	31657	No
214	GOM_NL__2PRFIN20080320_161230_000000392067_00040_31657_5093.N1	20-MAR-2008 16:12:30	Bright	39.000	36	50Alp UMa	1.8000	6300.0	78	31657	No
215	GOM_NL__2PRFIN20080320_161924_000000412067_00040_31657_5094.N1	20-MAR-2008 16:19:24	Bright	41.000	60	7Bet UMi	2.0810	3950.0	82	31657	No
216	GOM_NL__2PRFIN20080320_162757_000000372067_00040_31657_5095.N1	20-MAR-2008 16:27:57	Bright	36.500	89	5Alp Cep	2.4510	8000.0	73	31657	No
217	GOM_NL__2PRFIN20080320_163306_000000382067_00040_31657_5096.N1	20-MAR-2008 16:33:06	Bright	37.500	19	50Alp Cyg	1.2460	10500.	75	31657	No
218	GOM_NL__2PRFIN20080320_163441_000000402067_00040_31657_5097.N1	20-MAR-2008 16:34:41	Bright	40.000	66	37Gam Cyg	2.2080	5900.0	80	31657	No
219	GOM_NL__2PRFIN20080320_163628_000000372067_00040_31657_5098.N1	20-MAR-2008 16:36:28	Bright	37.000	92	53Eps Cyg	2.5000	4500.0	74	31657	No

220	GOM_NL__2PRFIN20080320_164512_000000552067_00040_31657_5099.N1	20-MAR-2008 16:45:12	Twilight	54.500	11	53Alp Aql	0.76500	8000.0	109	31657	No
221	GOM_NL__2PRFIN20080320_165551_000000482067_00040_31657_5100.N1	20-MAR-2008 16:55:51	Dark	47.500	155	41Pi Sgr	2.9000	6600.0	95	31657	No
222	GOM_NL__2PRFIN20080320_165757_000000472067_00040_31657_5101.N1	20-MAR-2008 16:57:57	Dark	47.000	57	34Sig Sgr	2.0660	26000.	94	31657	No
223	GOM_NL__2PRFIN20080320_170130_000000492067_00040_31657_5102.N1	20-MAR-2008 17:01:30	Dark	48.500	38	20Eps Sgr	1.8360	11000.	97	31657	No
224	GOM_NL__2PRFIN20080320_170709_000000442067_00041_31658_5398.N1	20-MAR-2008 17:07:09	Dark	43.500	141	Bet Ara	2.8400	4600.0	87	31658	No
225	GOM_NL__2PRFIN20080320_171041_000000402067_00041_31658_5399.N1	20-MAR-2008 17:10:41	Dark	40.000	134	Bet TrA	2.8100	6600.0	80	31658	No
226	GOM_NL__2PRFIN20080320_171325_000000442067_00041_31658_5400.N1	20-MAR-2008 17:13:25	Dark	44.000	4	Alp1Cen	-0.010000	5800.0	88	31658	No
227	GOM_NL__2PRFIN20080320_171539_000000462067_00041_31658_5401.N1	20-MAR-2008 17:15:39	Dark	45.500	78	Alp Lup	2.3040	28000.	91	31658	No
228	GOM_NL__2PRFIN20080320_171738_000000522067_00041_31658_5402.N1	20-MAR-2008 17:17:38	Straylight	52.000	26	Gam Cru	1.6240	2900.0	104	31658	No
229	GOM_NL__2PRFIN20080320_171927_000000422067_00041_31658_5403.N1	20-MAR-2008 17:19:27	Straylight	41.500	64	Gam Cen	2.2000	10600.	83	31658	No
230	GOM_NL__2PRFIN20080320_172147_000000482067_00041_31658_5404.N1	20-MAR-2008 17:21:47	Straylight	47.500	123	lot Cen	2.7500	10200.	95	31658	No
231	GOM_NL__2PRFIN20080320_172714_000000512067_00041_31658_5405.N1	20-MAR-2008 17:27:14	Straylight	51.000	106	9Bet Crv	2.6480	5600.0	102	31658	No
232	GOM_NL__2PRFIN20080320_172926_000000492067_00041_31658_5406.N1	20-MAR-2008 17:29:26	Twilight	48.500	100	4Gam Crv	2.5800	13100.	97	31658	No
233	GOM_NL__2PRFIN20080320_174820_000000382067_00041_31658_5407.N1	20-MAR-2008 17:48:20	Bright	38.000	174	52Psi UMa	3.0040	4400.0	76	31658	No
234	GOM_NL__2PRFIN20080320_175135_000000552067_00041_31658_5408.N1	20-MAR-2008 17:51:35	Bright	55.000	82	48Bet UMa	2.3650	10600.	110	31658	No
235	GOM_NL__2PRFIN20080320_175306_000000362067_00041_31658_5409.N1	20-MAR-2008 17:53:06	Bright	36.000	36	50Alp UMa	1.8000	6300.0	72	31658	No
236	GOM_NL__2PRFIN20080320_180000_000000412067_00041_31658_5410.N1	20-MAR-2008 18:00:00	Bright	41.000	60	7Bet UMi	2.0810	3950.0	82	31658	No
237	GOM_NL__2PRFIN20080320_180834_000000362067_00041_31658_5411.N1	20-MAR-2008 18:08:34	Bright	36.000	89	5Alp Cep	2.4510	8000.0	72	31658	No
238	GOM_NL__2PRFIN20080320_181342_000000382067_00041_31658_5412.N1	20-MAR-2008 18:13:42	Bright	38.000	19	50Alp Cyg	1.2460	10500.	76	31658	No
239	GOM_NL__2PRFIN20080320_181517_000000402067_00041_31658_5413.N1	20-MAR-2008 18:15:17	Bright	40.000	66	37Gam Cyg	2.2080	5900.0	80	31658	No
240	GOM_NL__2PRFIN20080320_181705_000000372067_00041_31658_5414.N1	20-MAR-2008 18:17:05	Bright	36.500	92	53Eps Cyg	2.5000	4500.0	73	31658	No
241	GOM_NL__2PRFIN20080320_182549_000000552067_00041_31658_5415.N1	20-MAR-2008 18:25:49	Twilight	54.500	11	53Alp Aql	0.76500	8000.0	109	31658	No
242	GOM_NL__2PRFIN20080320_183628_000000512067_00041_31658_5416.N1	20-MAR-2008 18:36:28	Dark	50.500	155	41Pi Sgr	2.9000	6600.0	101	31658	No
243	GOM_NL__2PRFIN20080320_183834_000000502067_00041_31658_5417.N1	20-MAR-2008 18:38:34	Dark	50.000	57	34Sig Sgr	2.0660	26000.	100	31658	No
244	GOM_NL__2PRFIN20080320_184207_000000502067_00041_31658_5418.N1	20-MAR-2008 18:42:07	Dark	49.500	38	20Eps Sgr	1.8360	11000.	99	31658	No
245	GOM_NL__2PRFIN20080320_184746_000000432067_00042_31659_5411.N1	20-MAR-2008 18:47:46	Dark	43.000	141	Bet Ara	2.8400	4600.0	86	31659	No
246	GOM_NL__2PRFIN20080320_185118_000000382067_00042_31659_5412.N1	20-MAR-2008 18:51:18	Dark	37.500	134	Bet TrA	2.8100	6600.0	75	31659	No
247	GOM_NL__2PRFIN20080320_185401_000000542067_00042_31659_5413.N1	20-MAR-2008 18:54:01	Dark	54.000	4	Alp1Cen	-0.010000	5800.0	108	31659	No
248	GOM_NL__2PRFIN20080320_185616_000000452067_00042_31659_5414.N1	20-MAR-2008 18:56:16	Dark	45.000	78	Alp Lup	2.3040	28000.	90	31659	No
249	GOM_NL__2PRFIN20080320_185815_000000542067_00042_31659_5415.N1	20-MAR-2008 18:58:15	Straylight	54.000	26	Gam Cru	1.6240	2900.0	108	31659	No
250	GOM_NL__2PRFIN20080320_190003_000000442067_00042_31659_5416.N1	20-MAR-2008 19:00:03	Straylight	43.500	64	Gam Cen	2.2000	10600.	87	31659	No
251	GOM_NL__2PRFIN20080320_190223_000000462067_00042_31659_5417.N1	20-MAR-2008 19:02:23	Straylight	45.500	123	lot Cen	2.7500	10200.	91	31659	No
252	GOM_NL__2PRFIN20080320_190751_000000502067_00042_31659_5418.N1	20-MAR-2008 19:07:51	Straylight	50.000	106	9Bet Crv	2.6480	5600.0	100	31659	No
253	GOM_NL__2PRFIN20080320_191002_000000472067_00042_31659_5419.N1	20-MAR-2008 19:10:02	Twilight	46.500	100	4Gam Crv	2.5800	13100.	93	31659	No
254	GOM_NL__2PRFIN20080320_192130_000000382067_00042_31659_5420.N1	20-MAR-2008 19:21:30	Bright	37.500	51	41Gam1Leo	2.0100	4500.0	75	31659	No
255	GOM_NL__2PRFIN20080320_192855_000000392067_00042_31659_5421.N1	20-MAR-2008 19:28:55	Bright	38.500	174	52Psi UMa	3.0040	4400.0	77	31659	No
256	GOM_NL__2PRFIN20080320_193211_000000382067_00042_31659_5422.N1	20-MAR-2008 19:32:11	Bright	37.500	82	48Bet UMa	2.3650	10600.	75	31659	No
257	GOM_NL__2PRFIN20080320_193341_000000382067_00042_31659_5423.N1	20-MAR-2008 19:33:41	Bright	38.000	36	50Alp UMa	1.8000	6300.0	76	31659	No
258	GOM_NL__2PRFIN20080320_194036_000000422067_00042_31659_5424.N1	20-MAR-2008 19:40:36	Bright	41.500	60	7Bet UMi	2.0810	3950.0	83	31659	No
259	GOM_NL__2PRFIN20080320_194909_000000362067_00042_31659_5425.N1	20-MAR-2008 19:49:09	Bright	36.000	89	5Alp Cep	2.4510	8000.0	72	31659	No
260	GOM_NL__2PRFIN20080320_195418_000000382067_00042_31659_5426.N1	20-MAR-2008 19:54:18	Bright	38.000	19	50Alp Cyg	1.2460	10500.	76	31659	No
261	GOM_NL__2PRFIN20080320_195553_000000402067_00042_31659_5427.N1	20-MAR-2008 19:55:53	Bright	39.500	66	37Gam Cyg	2.2080	5900.0	79	31659	No
262	GOM_NL__2PRFIN20080320_195741_000000362067_00042_31659_5428.N1	20-MAR-2008 19:57:41	Bright	36.000	92	53Eps Cyg	2.5000	4500.0	72	31659	No
263	GOM_NL__2PRFIN20080320_200625_000000552067_00042_31659_5429.N1	20-MAR-2008 20:06:25	Twilight	55.000	11	53Alp Aql	0.76500	8000.0	110	31659	No
264	GOM_NL__2PRFIN20080320_201705_000000532067_00042_31659_5430.N1	20-MAR-2008 20:17:05	Dark	53.000	155	41Pi Sgr	2.9000	6600.0	106	31659	No
265	GOM_NL__2PRFIN20080320_201911_000000492067_00042_31659_5431.N1	20-MAR-2008 20:19:11	Dark	49.000	57	34Sig Sgr	2.0660	26000.	98	31659	No
266	GOM_NL__2PRFIN20080320_202244_000000502067_00042_31659_5432.N1	20-MAR-2008 20:22:44	Dark	50.000	38	20Eps Sgr	1.8360	11000.	100	31659	No

3. Quality information per product

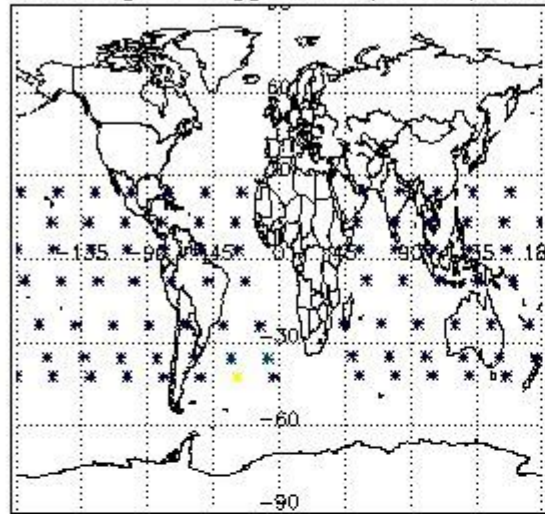
In this section it is plotted some information contained in the Quality Summary data set of the level 2 products. Only products in dark limb conditions and without errors (error flag in the MPH set to "0") are used.

3.1 Plot quality information per product (time dependant)

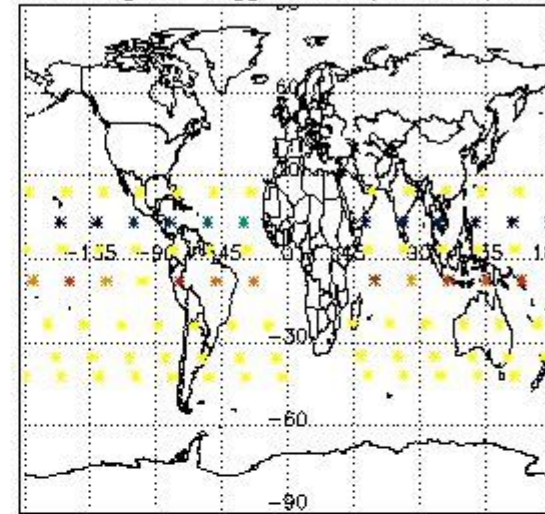


3.2 Plot quality information per product (world map)


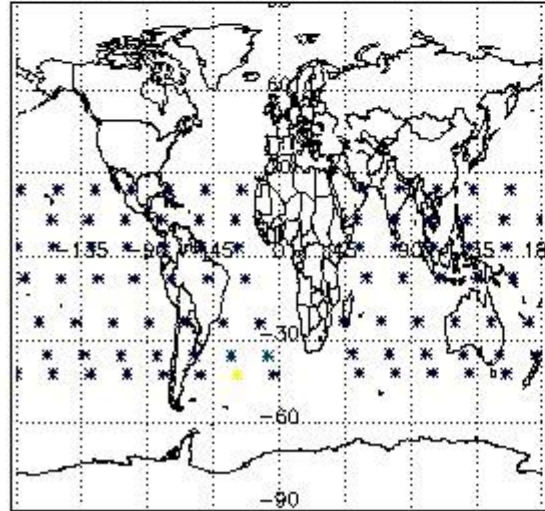
Percentage of flagged data per O3 profile



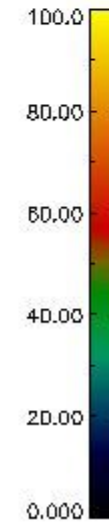
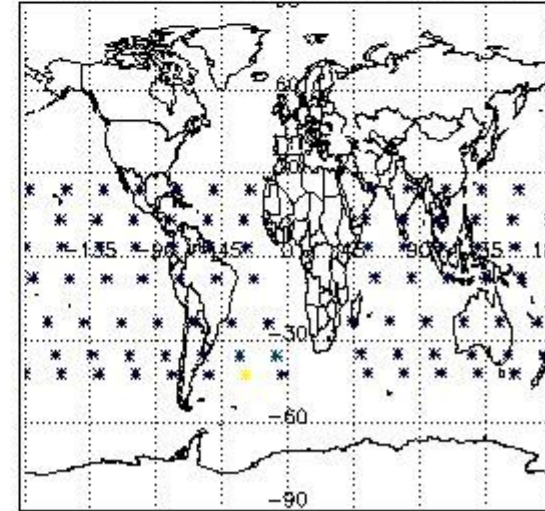
Percentage of flagged data per H2O profile



Percentage of flagged data per NO2 profile



Percentage of flagged data per NO3 profile

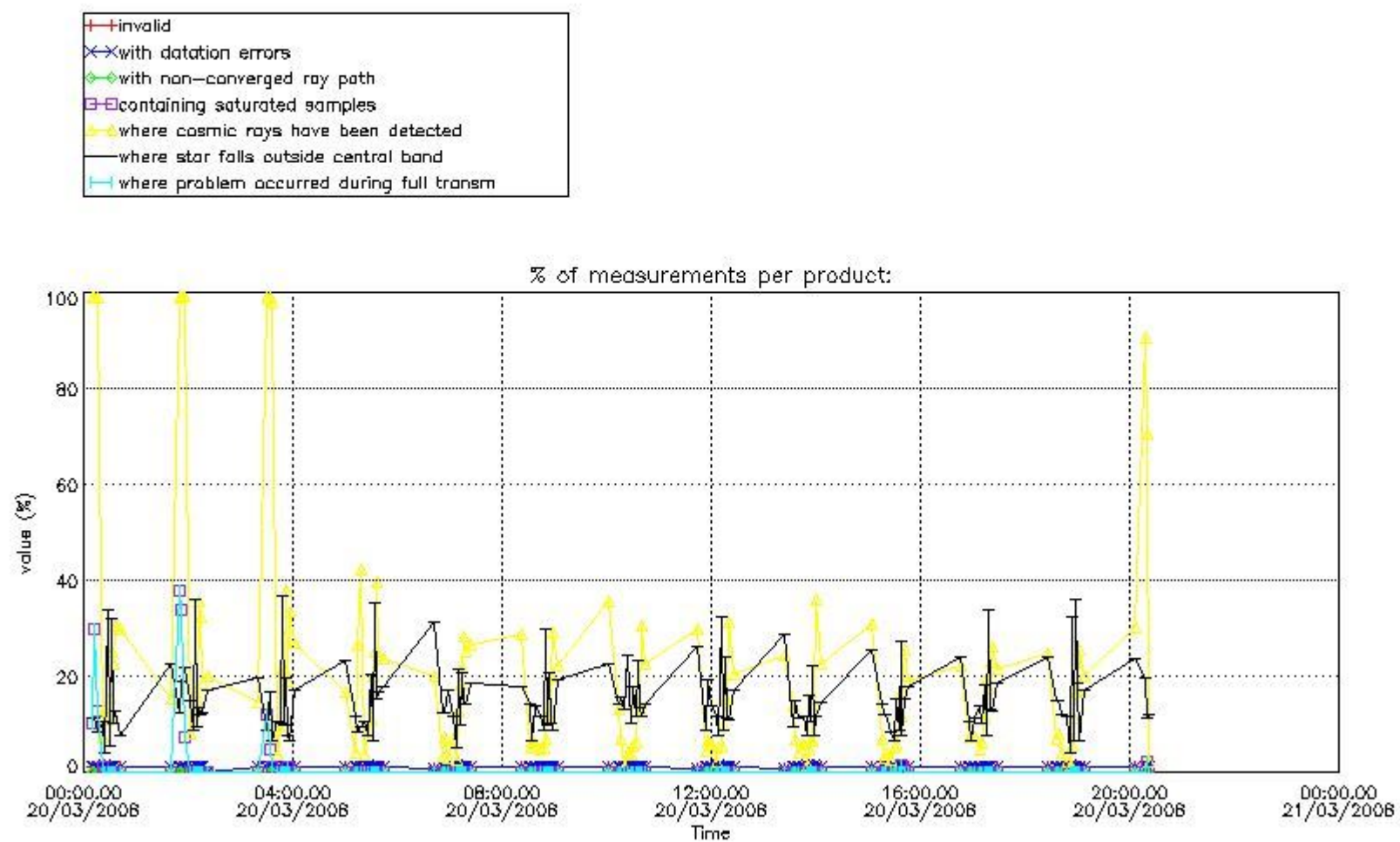


4. Level 1 quality information per product

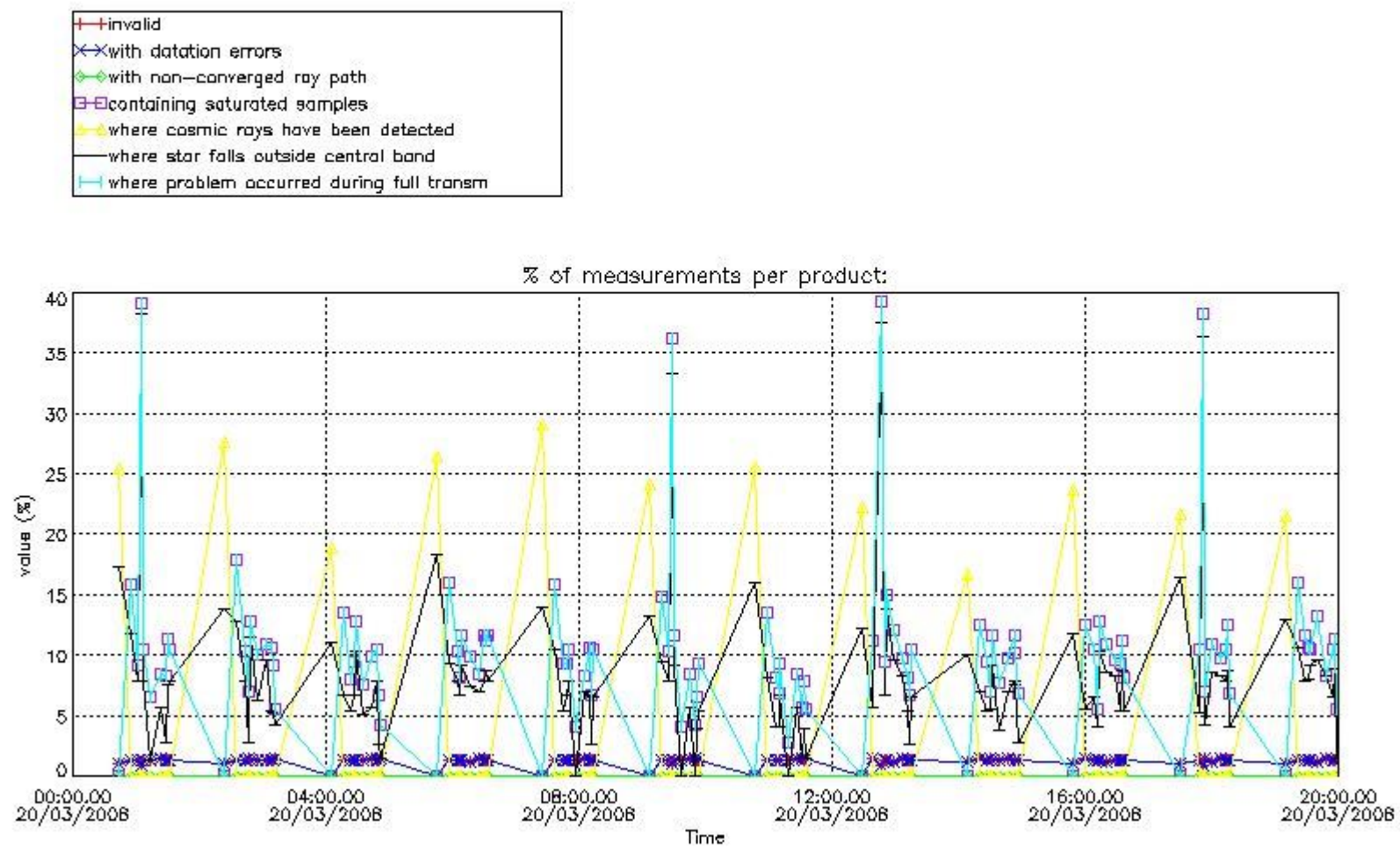
In this section it is plotted some information contained in the Quality Summary data set of the level 2 products that comes from the level 1b processing. Products without errors (error flag in the MPH set to "0") are used.

4.1 Plot quality information per product (time dependant) coming from level 1b processing

4.1.1 Plot level 1 quality information per product (time dependant): ENVISAT ASCENDING passes

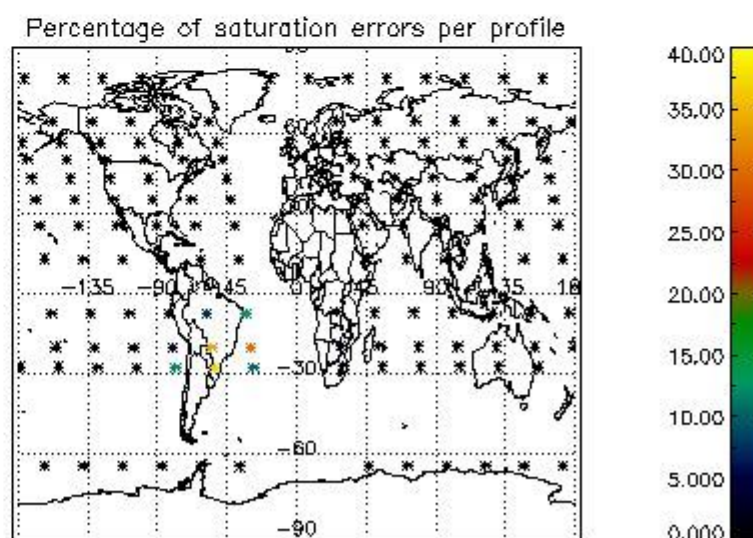
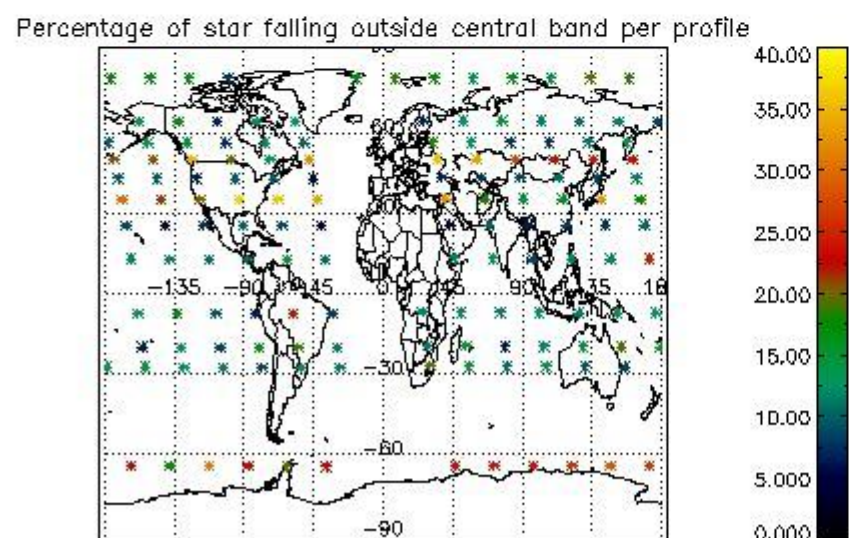
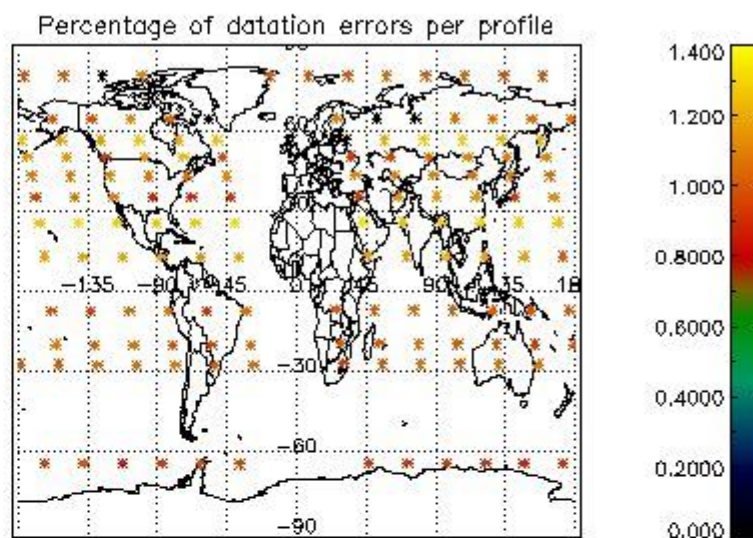
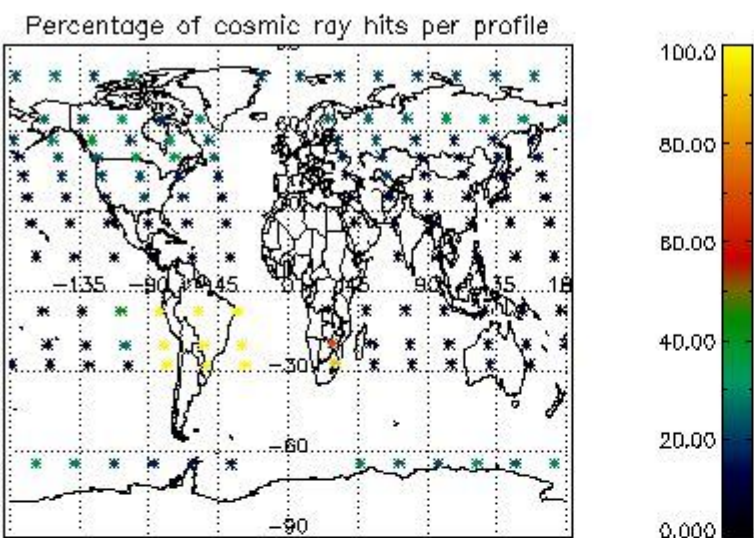


4.1.2 Plot level 1 quality information per product (time dependant): ENVI SAT DESCENDING passes

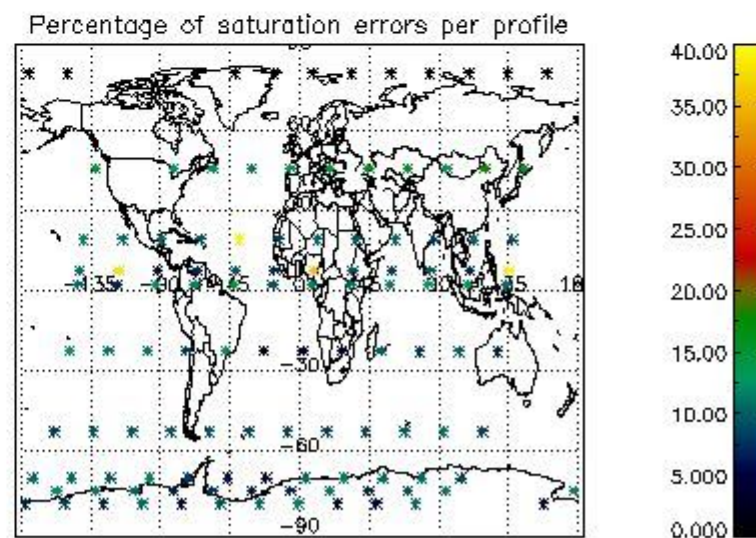
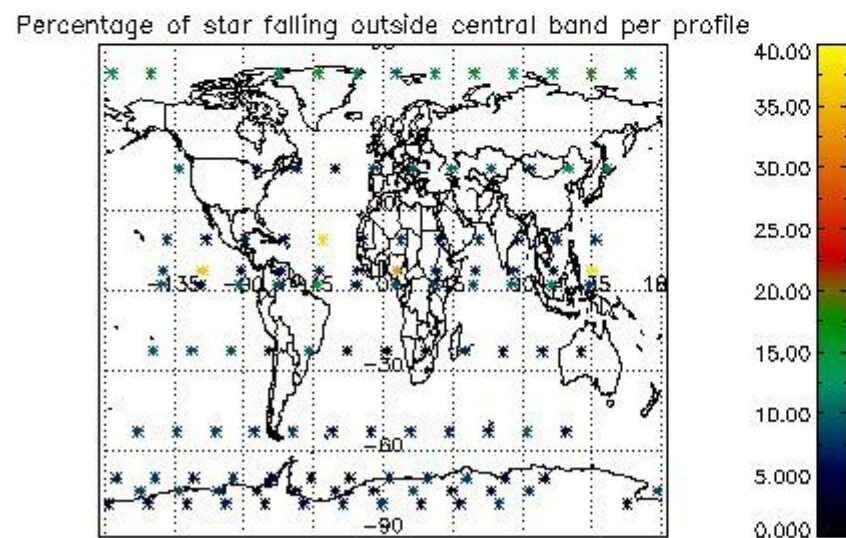
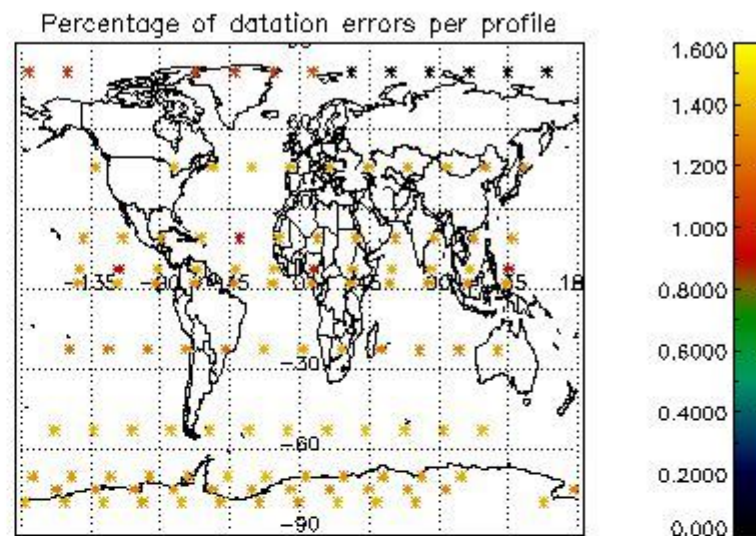
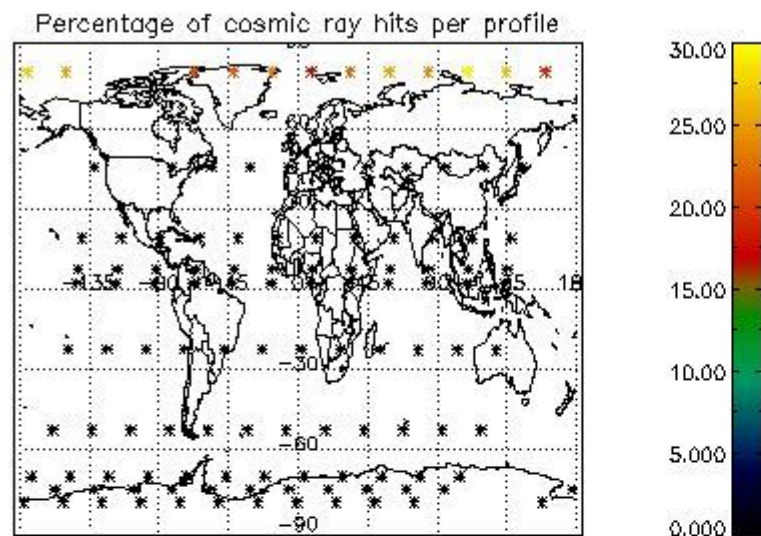


4.2 Plot quality information per product coming from level 1b processing (world map)

4.2.1 Plot level 1 quality information per product (world map): ENVISAT ASCENDING passes



4.2.2 Plot level 1 quality information per product (world map): ENVISAT DESCENDING passes



5. Trace gas profiles

5.1 Ozone statistics based on quality of products

The final quality of the products can be "measured" using the STD (Standard Deviation) attached to every point profile. This information is written to the parameter GOM_NL__2P/NL_LOCAL_SPECIES_DENSITY/o3_std of the level 2 products. The table below shows the statistics for given STD ranges.

The statistics are given with respect to the overall valid production:

- Products without fatal errors: GOM_NL__2P/MPH/PRODUCT_ERR=0
- Valid point profile: GOM_NL__2P/NL_LOCAL_SPECIES_DENSITY/pcd(0)=0

The 'Criteria' is applied to valid points of dark limb products:

- Products in dark limb illumination condition: GOM_NL__2P/NL_SUMMARY_QUALITY/obs_ill_cond=0
- Products without fatal errors: GOM_NL__2P/MPH/PRODUCT_ERR=0
- Valid point profile: GOM_NL__2P/NL_LOCAL_SPECIES_DENSITY/pcd(0)=0

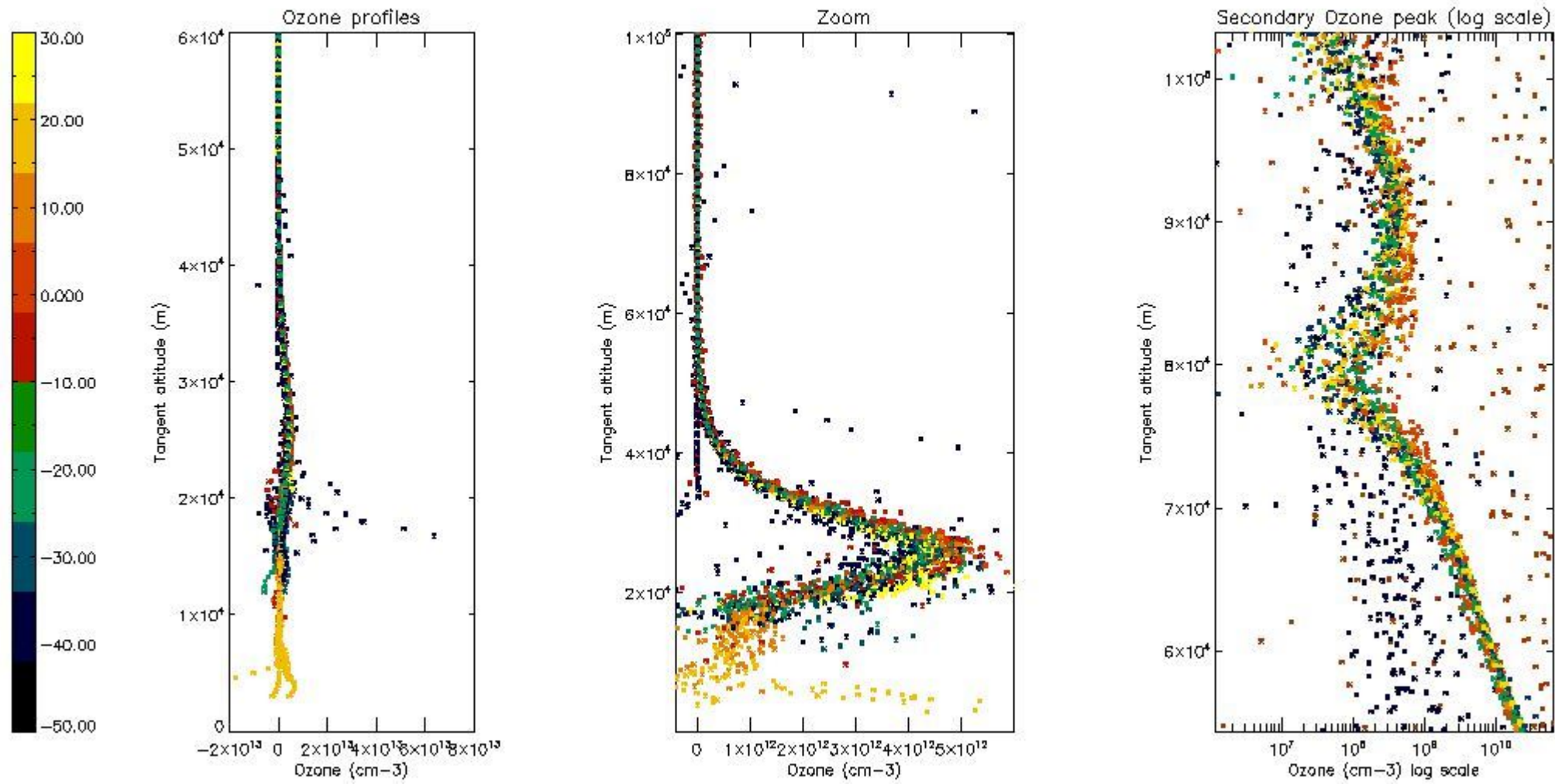
So, the table below shows the percentage of dark limb and valid observations for each criteria with respect to the overall valid daily observations.

Criteria	% of total production
All STD	35
STD < 20	18

STD < 10	13
STD < 5	9

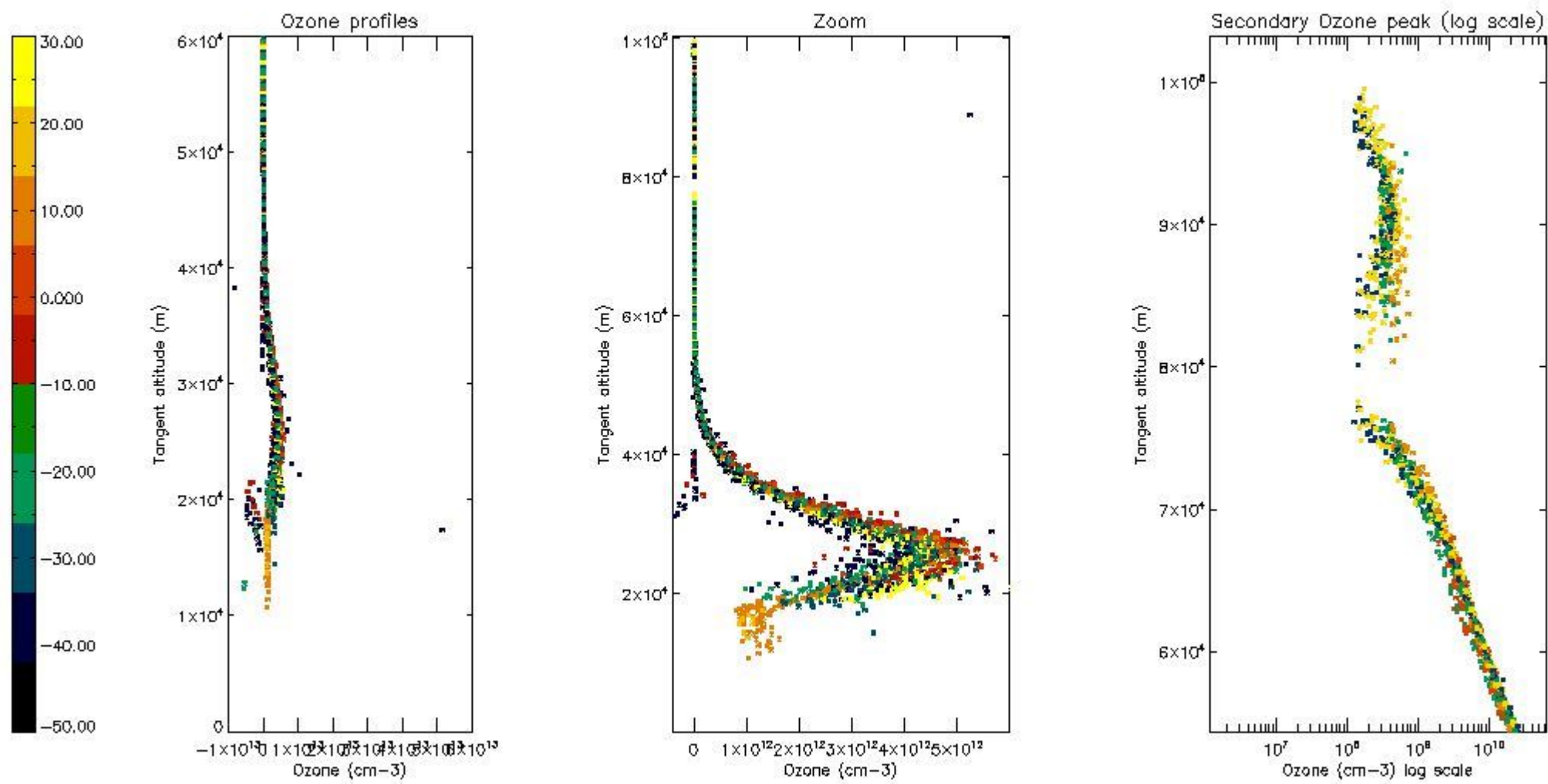
5.2 Plot ozone profiles for all STD (dark without errors)

The colorbar represents the latitude.



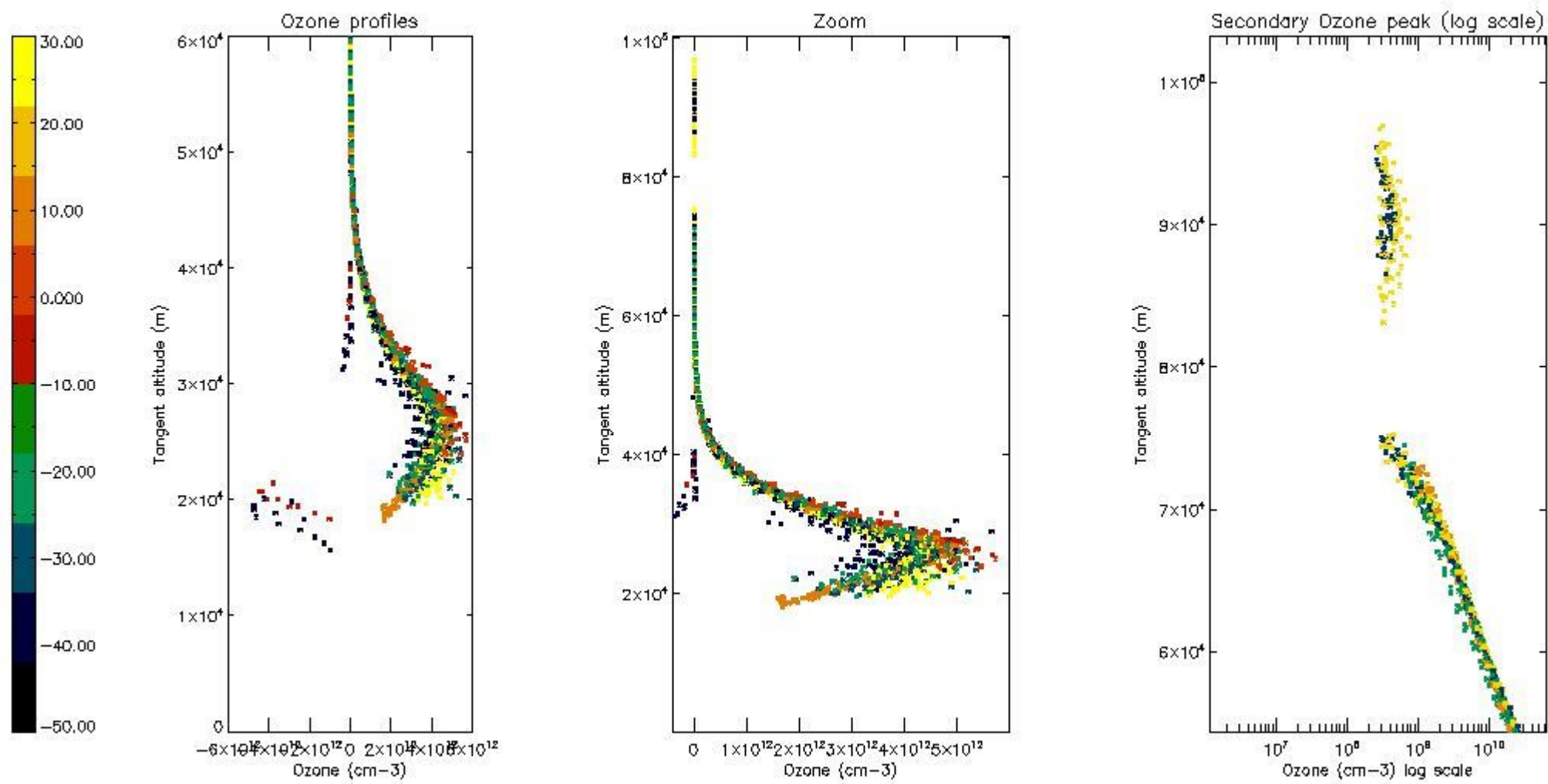
5.3 Plot ozone profiles where STD < 20% (dark without errors)

The colorbar represents the latitude.



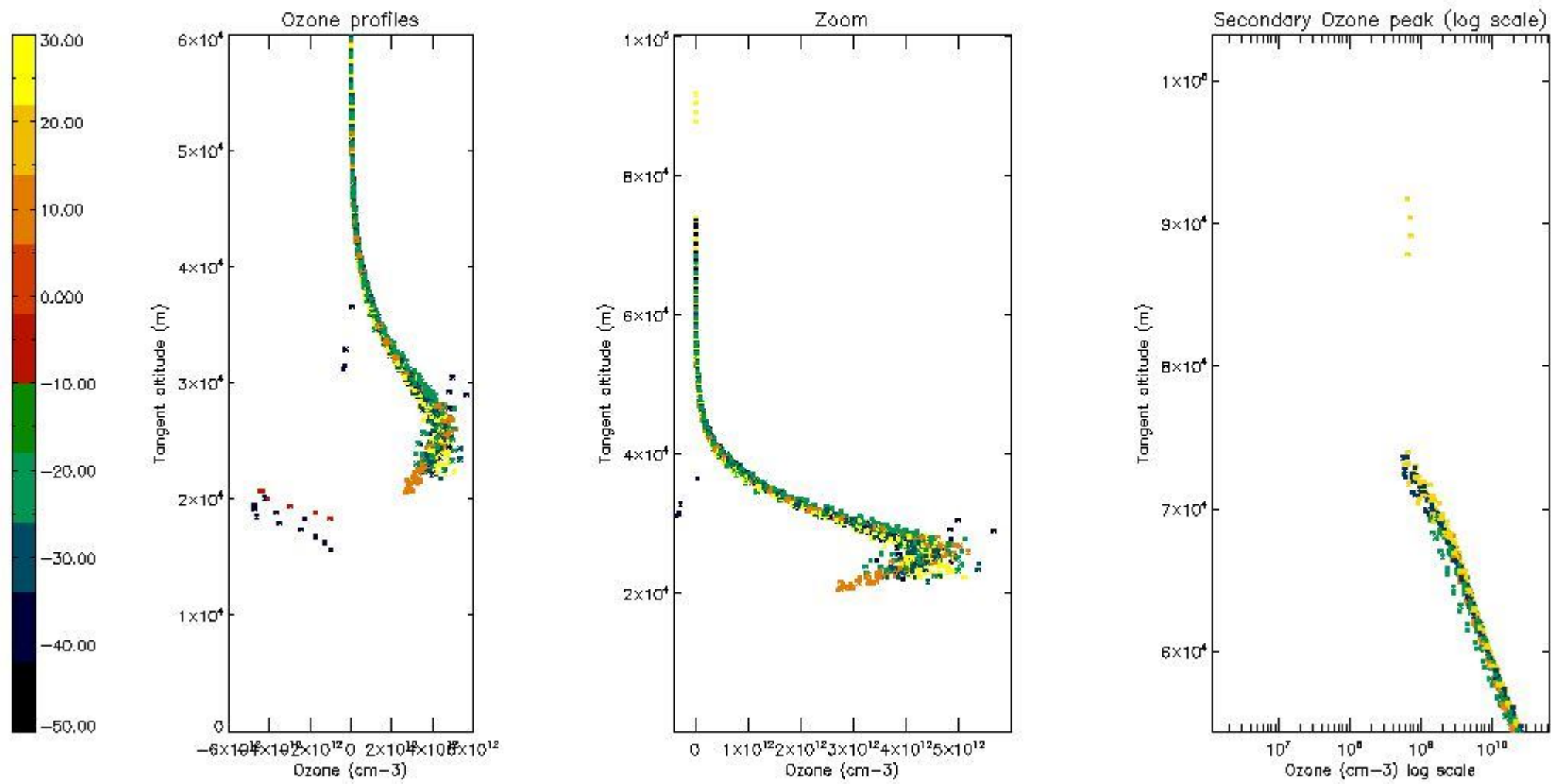
5.4 Plot ozone profiles where $STD < 10\%$ (dark without errors)

The colorbar represents the latitude.



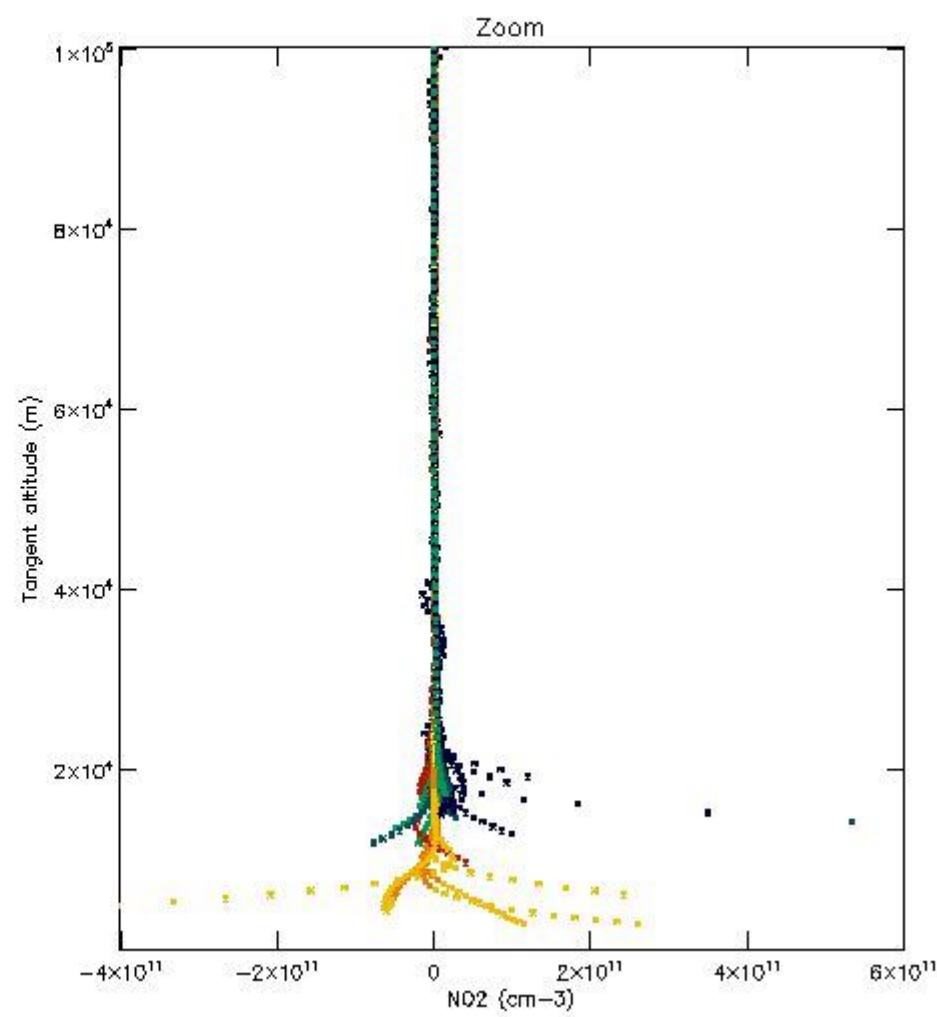
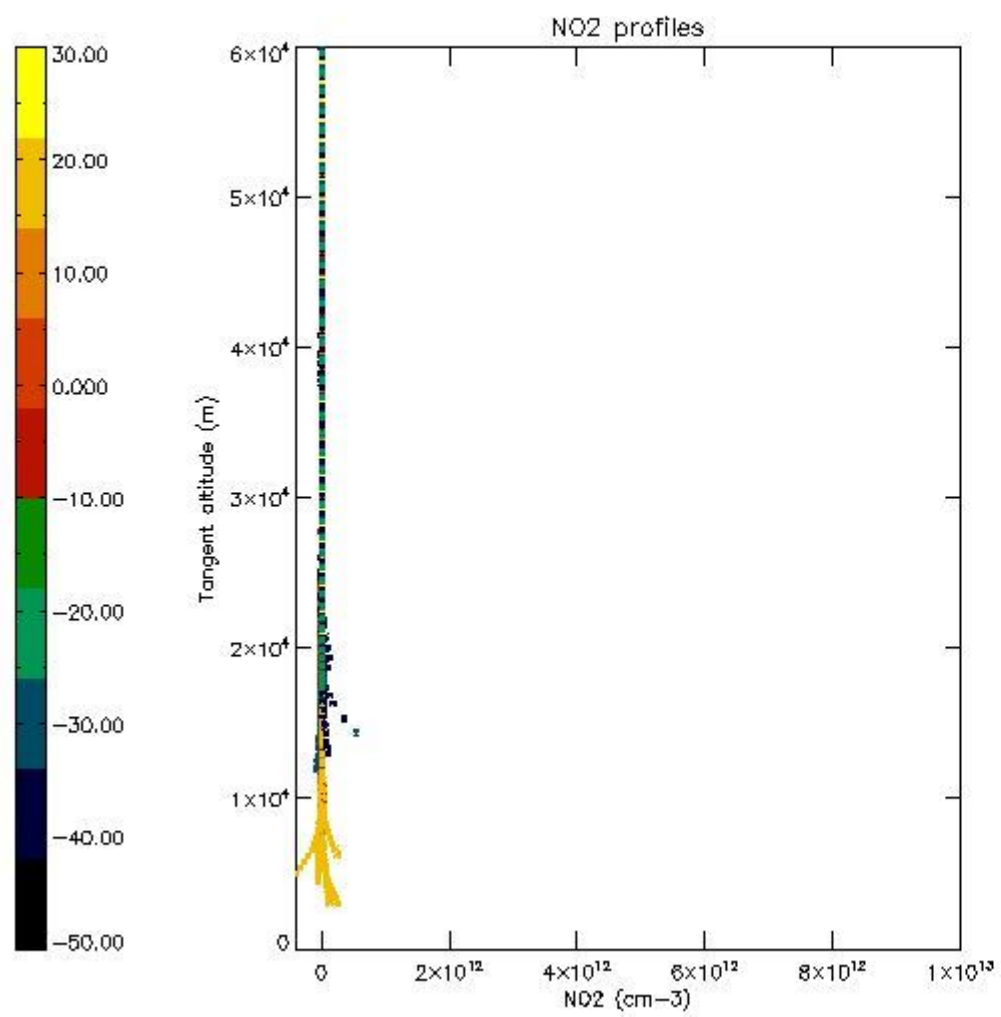
5.5 Plot ozone profiles where STD < 5% (dark without errors)

The colorbar represents the latitude.



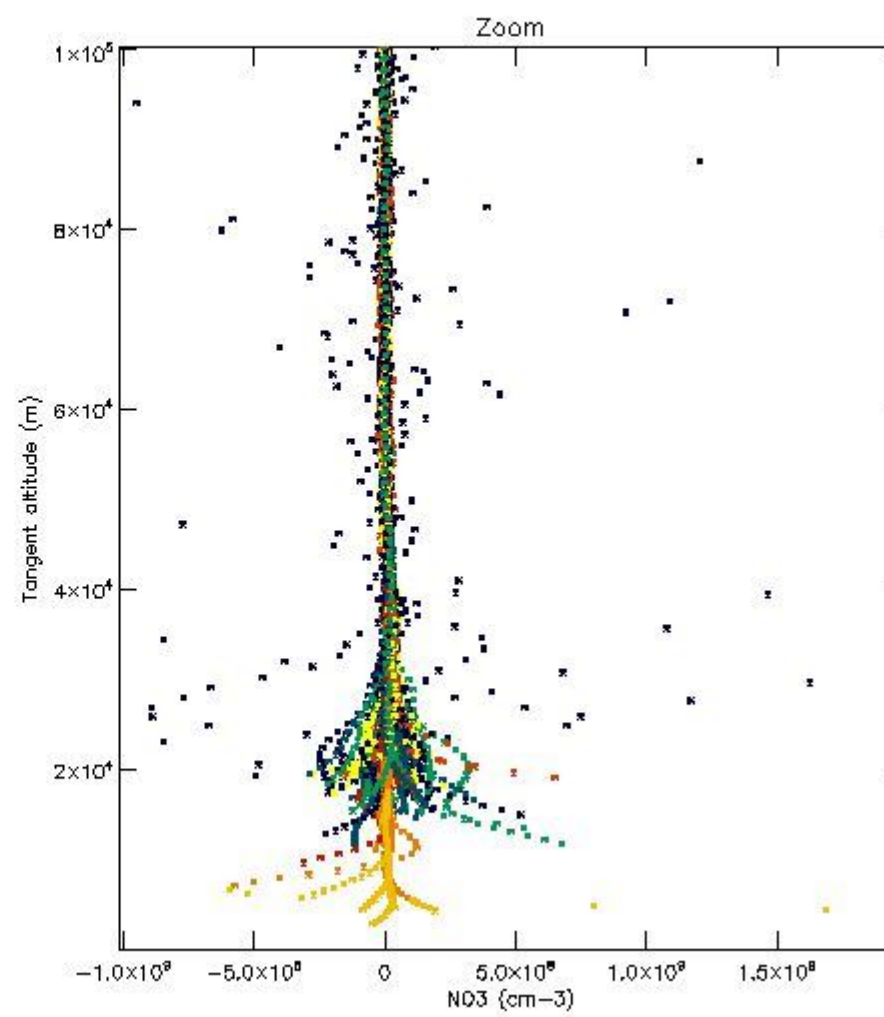
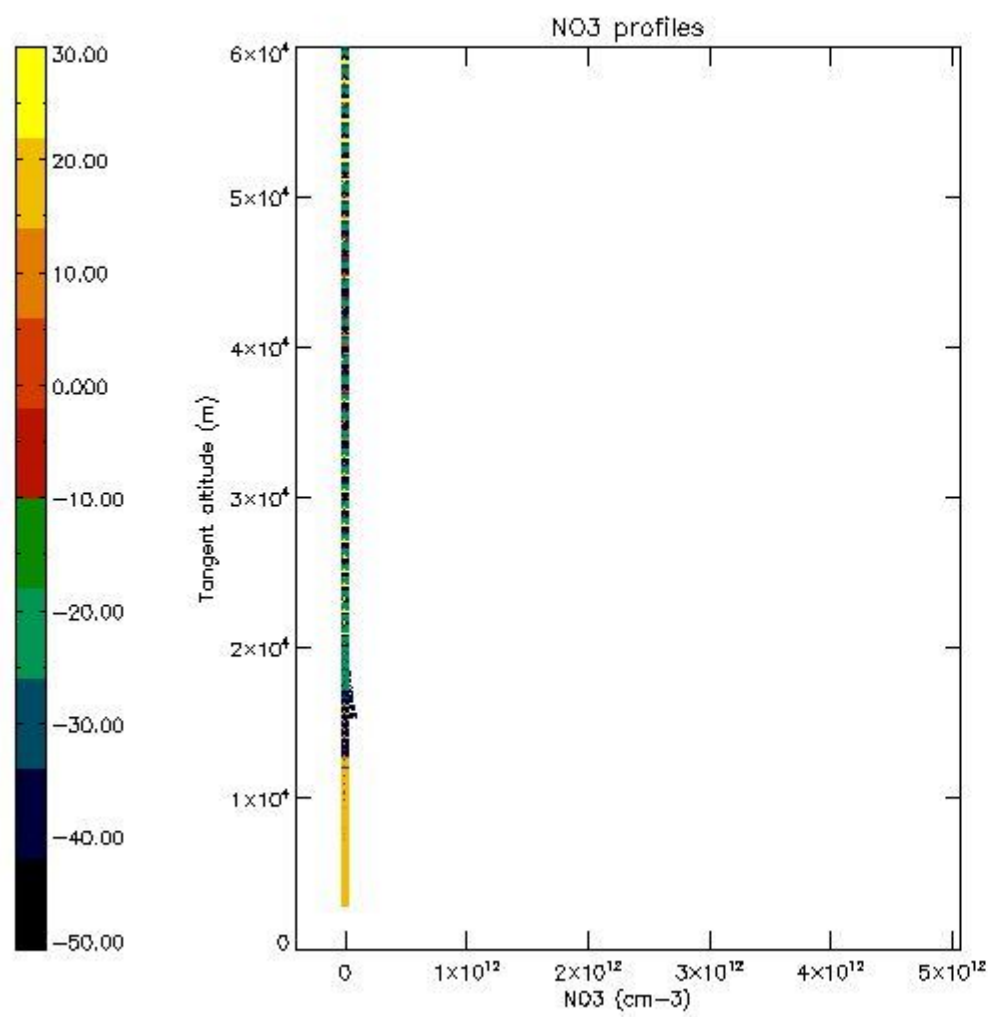
5.6 Plot NO₂ profiles for all STD (dark without errors)

The colorbar represents the latitude.



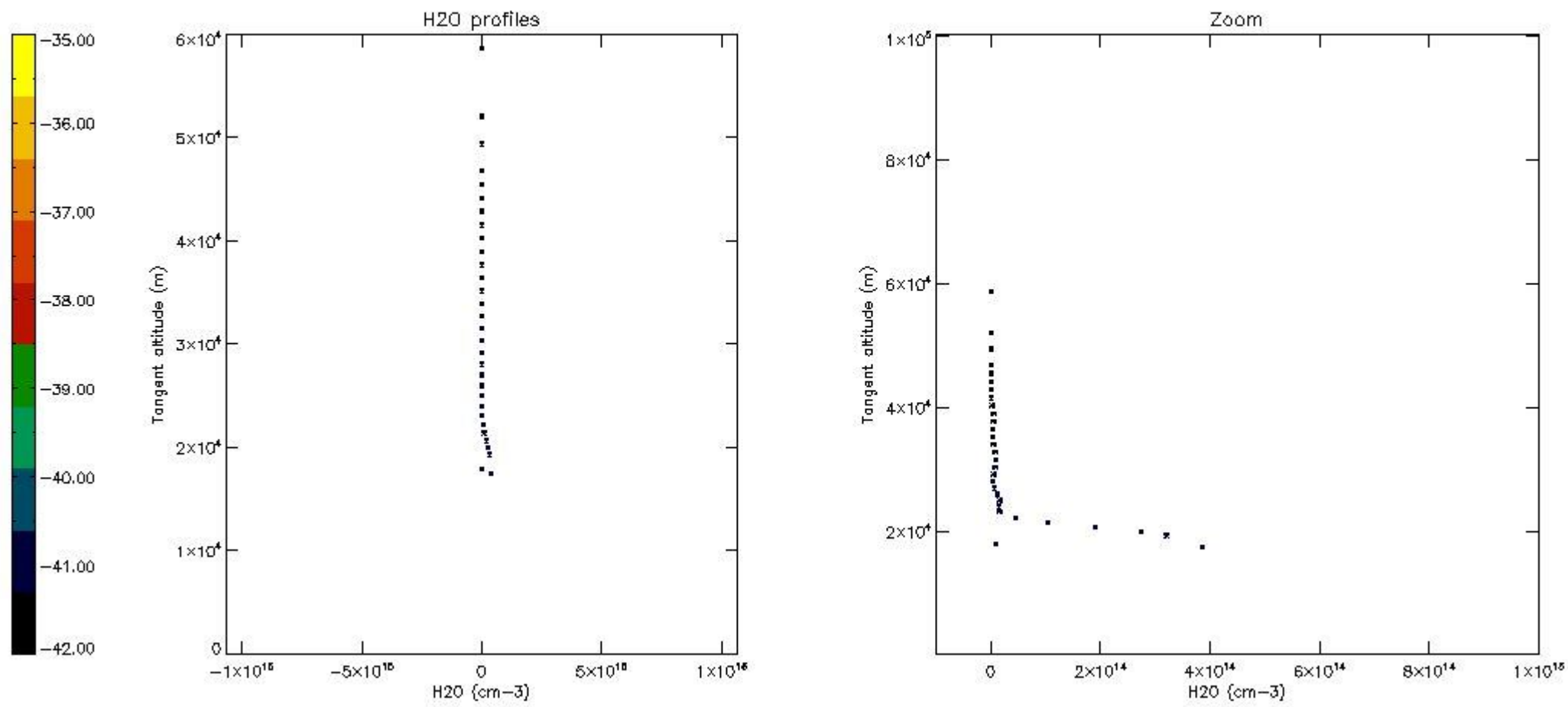
5.7 Plot NO3 profiles for all STD (dark without errors)

The colorbar represents the latitude.



5.8 Plot H2O profiles for all STD (only for occultations of stars 1,2,3,4,13,14,16,26,63 dark without errors)

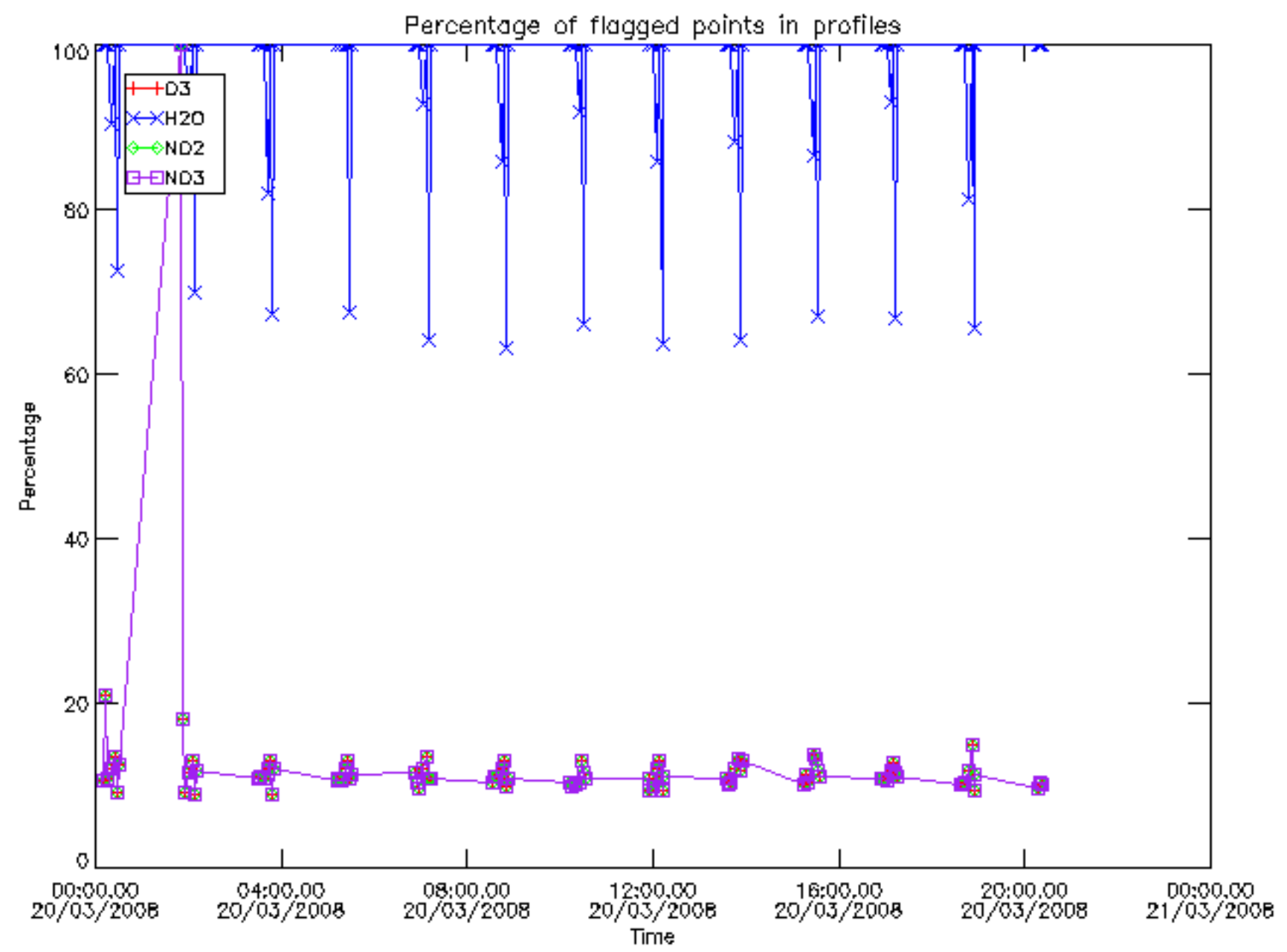
The colorbar represents the latitude.



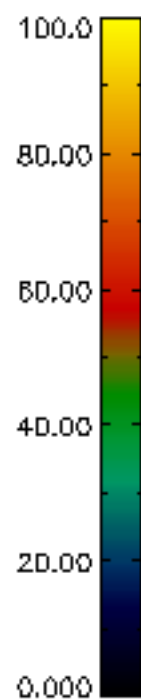
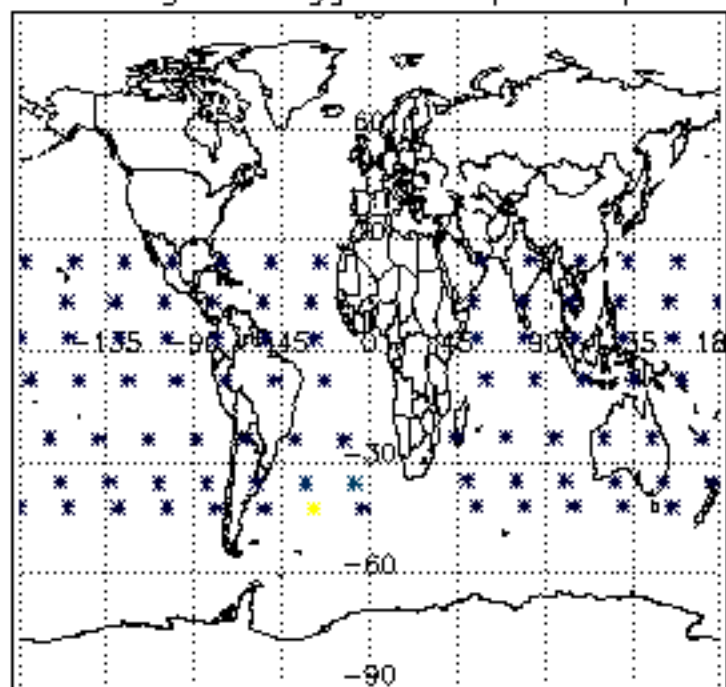
6. Auxiliary Data Files used for the production reported in section 2

The number reported in the third column indicates since which file (see list in section 2) the corresponding auxiliary file has been used. The fourth column is the date of those product files.

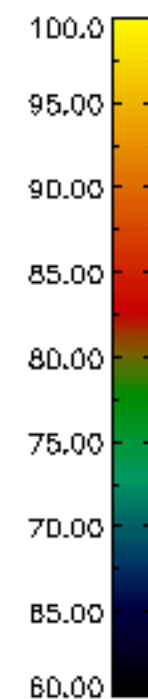
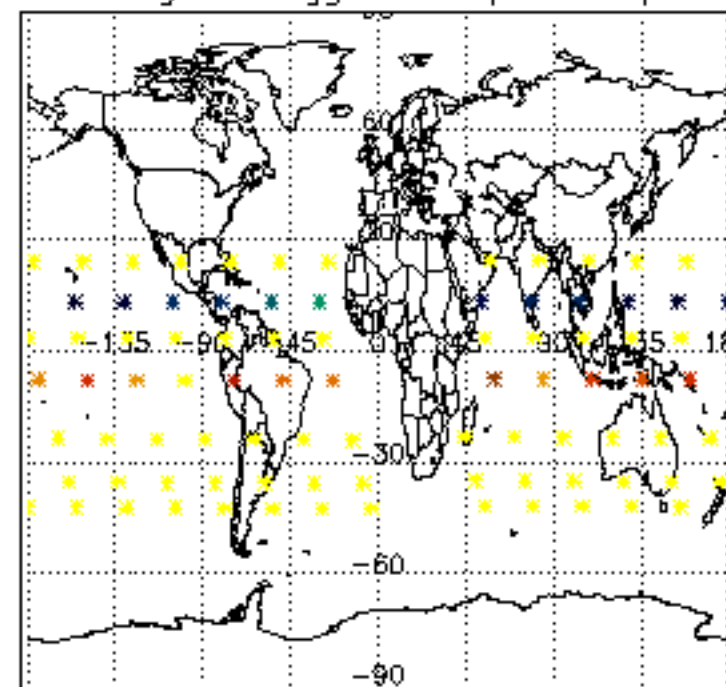
Type	Auxiliary Filename	Used since product	Used since product date
INST_PHYS_CHARACTERISTICS	GOM_INS_AXVIEC20091111_143220_20030716_120000_20500101_000000	1	20-MAR-2008 00:09:42
LEVEL-2_PROC_CONFIG	GOM_PR2_AXVIEC20091111_152718_20020301_000000_20500101_000000	1	20-MAR-2008 00:09:42
CROSS_SECTIONS_FILE	GOM_CRS_AXVIEC20091111_154832_20020301_000000_20500101_000000	1	20-MAR-2008 00:09:42



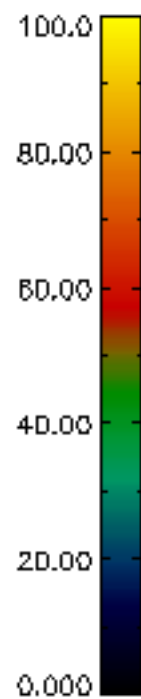
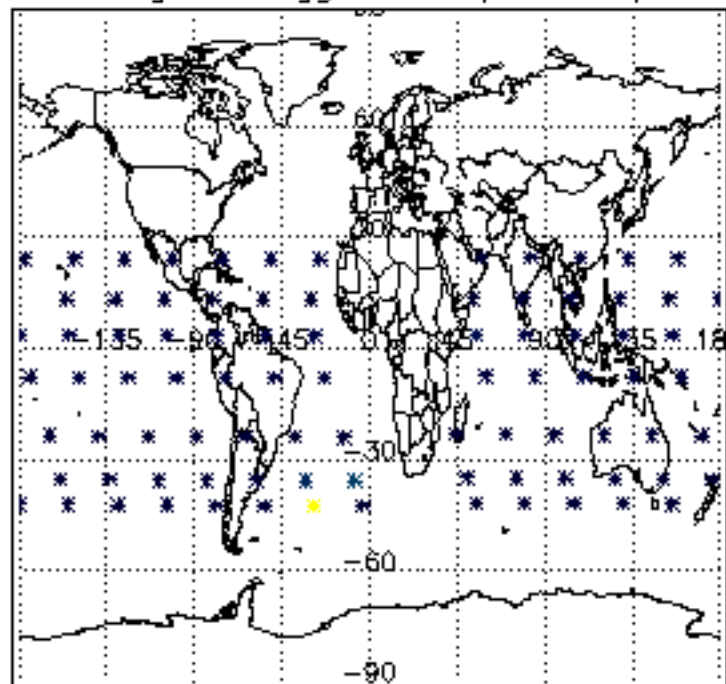
Percentage of flagged data per D3 profile



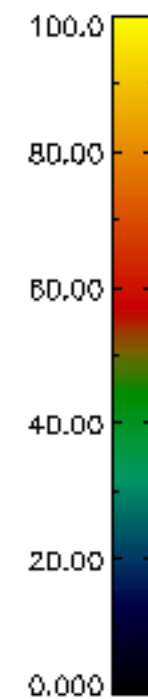
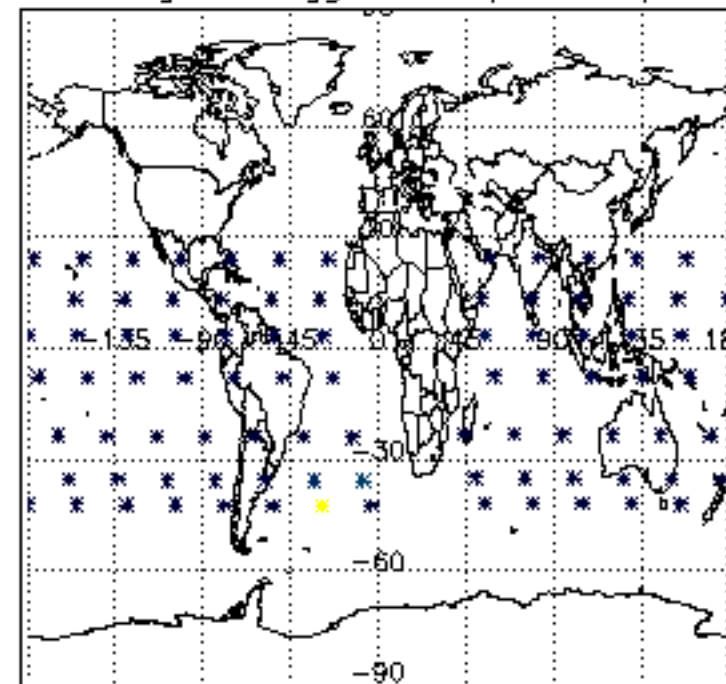
Percentage of flagged data per H2O profile

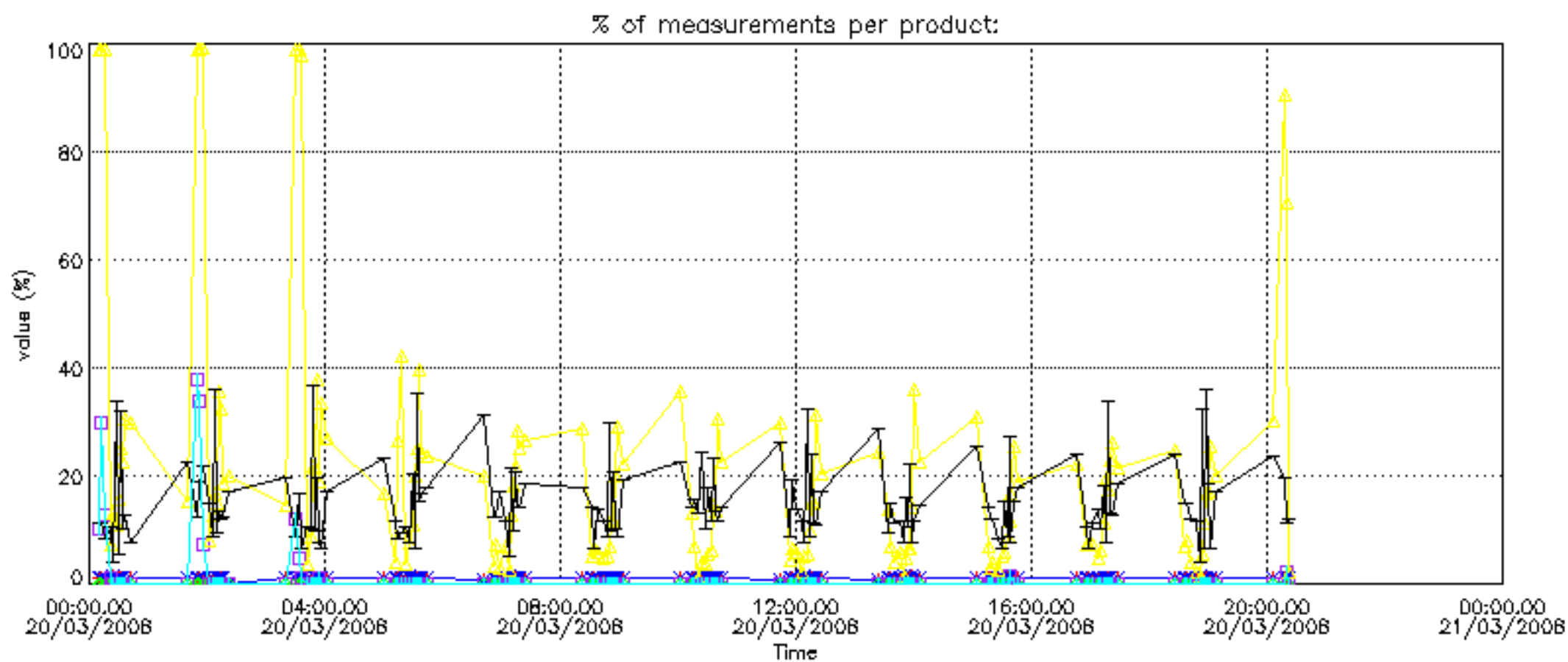


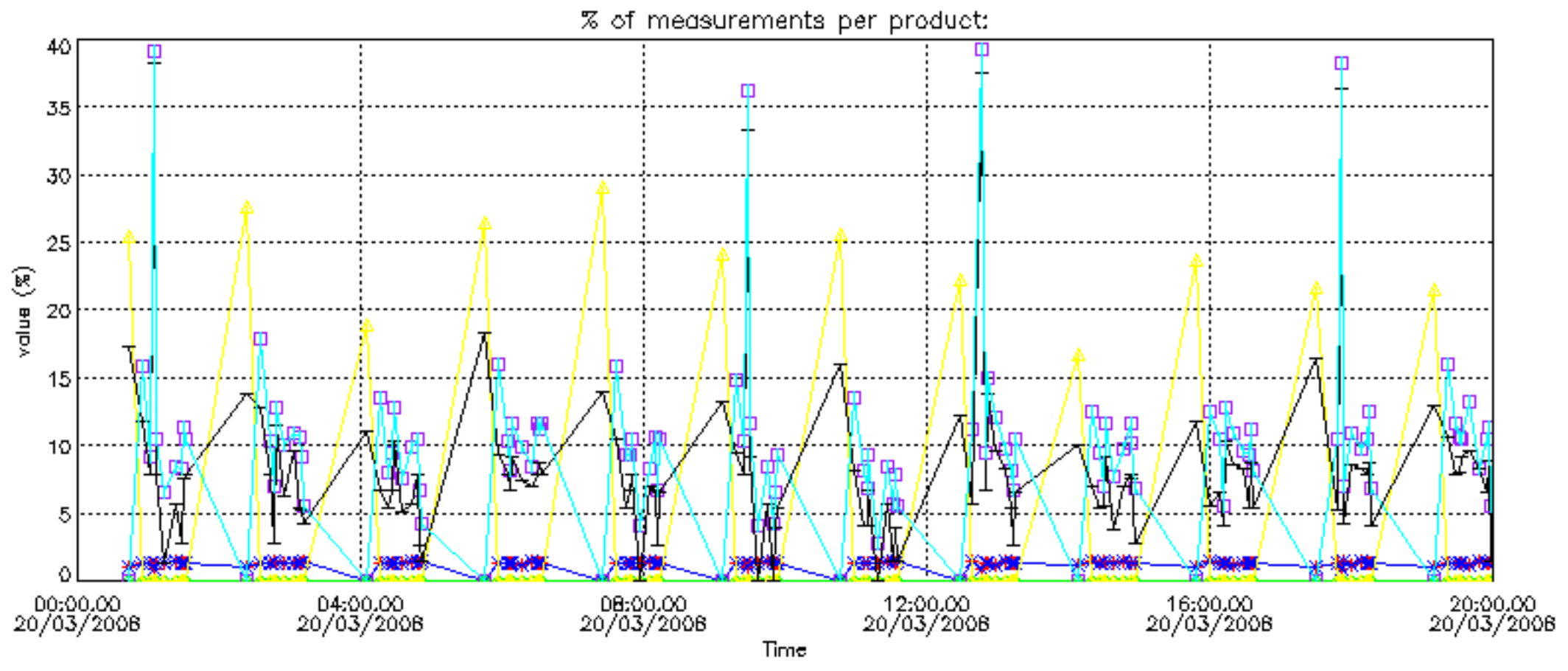
Percentage of flagged data per NO2 profile



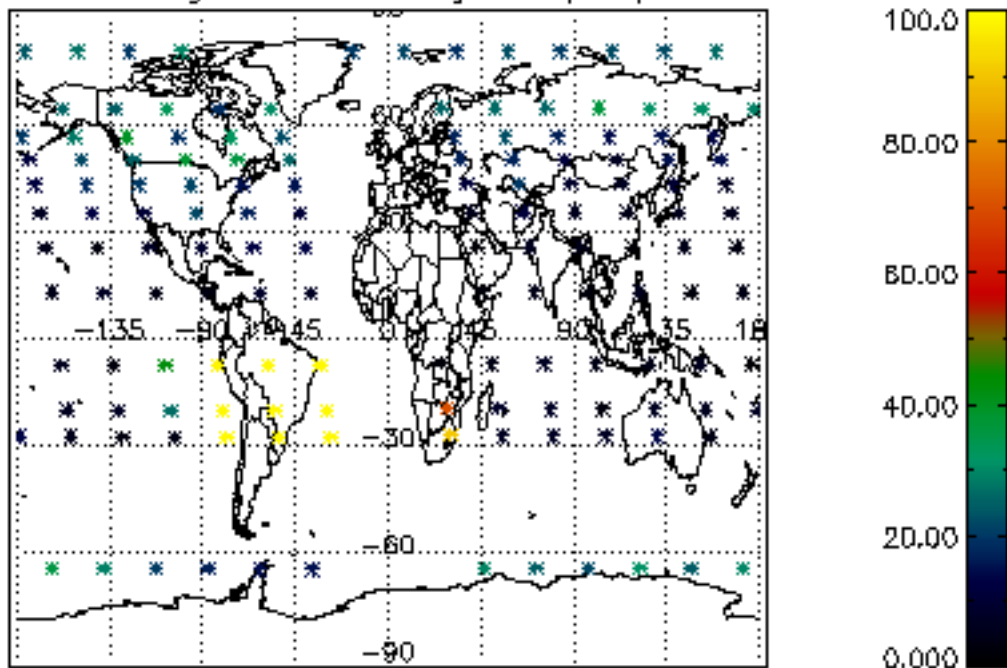
Percentage of flagged data per NO3 profile



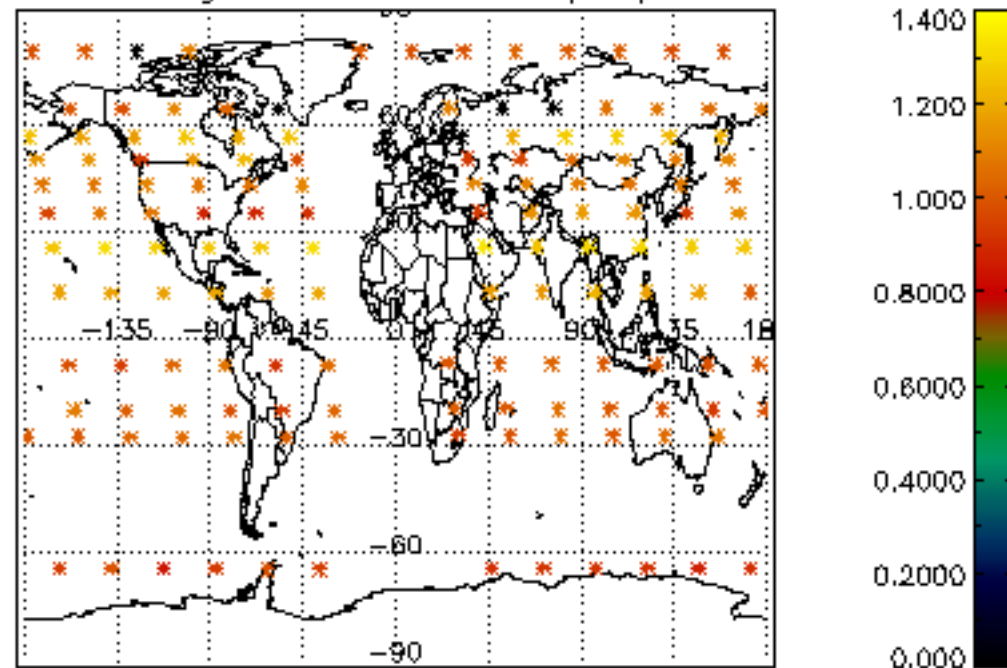




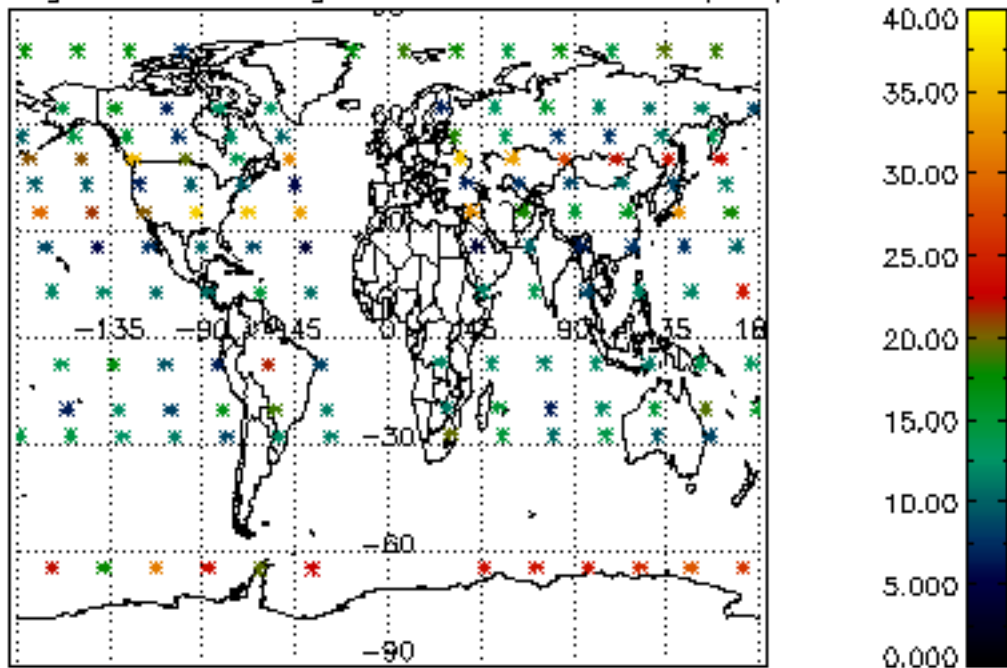
Percentage of cosmic ray hits per profile



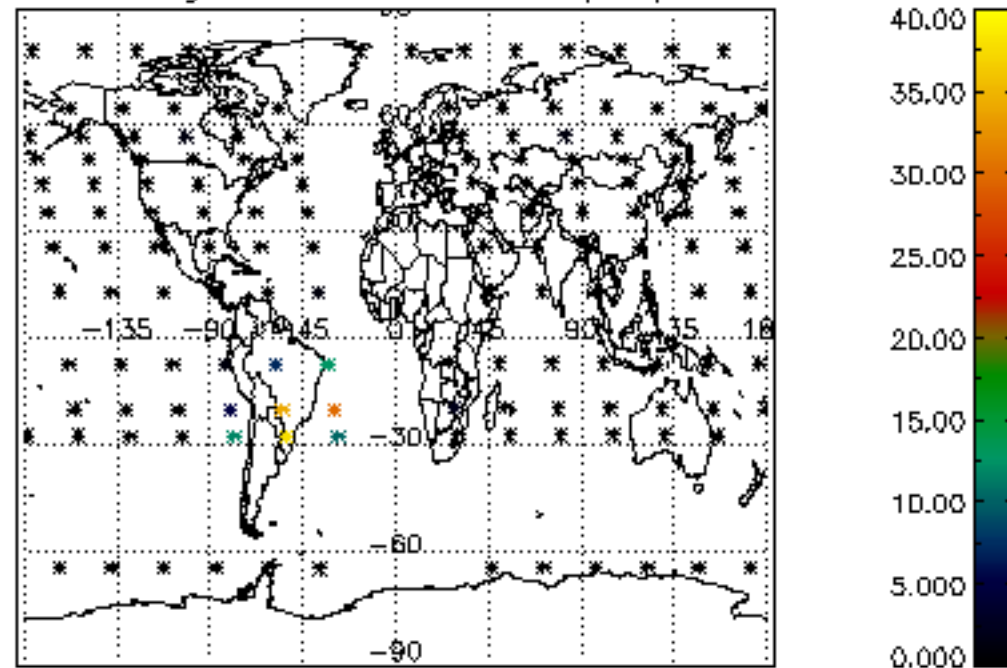
Percentage of datation errors per profile



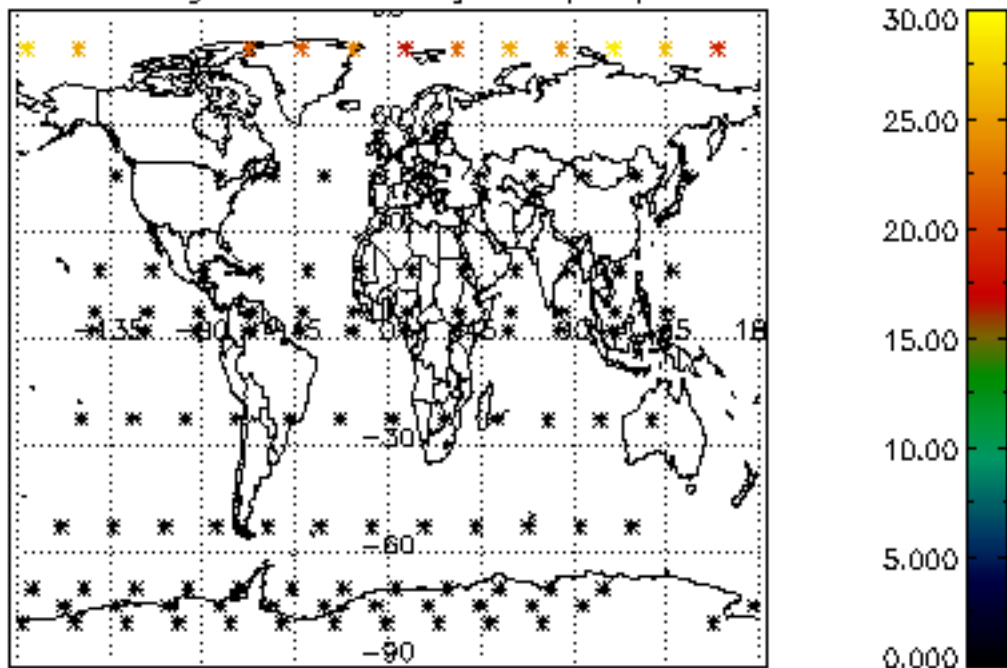
Percentage of star falling outside central band per profile



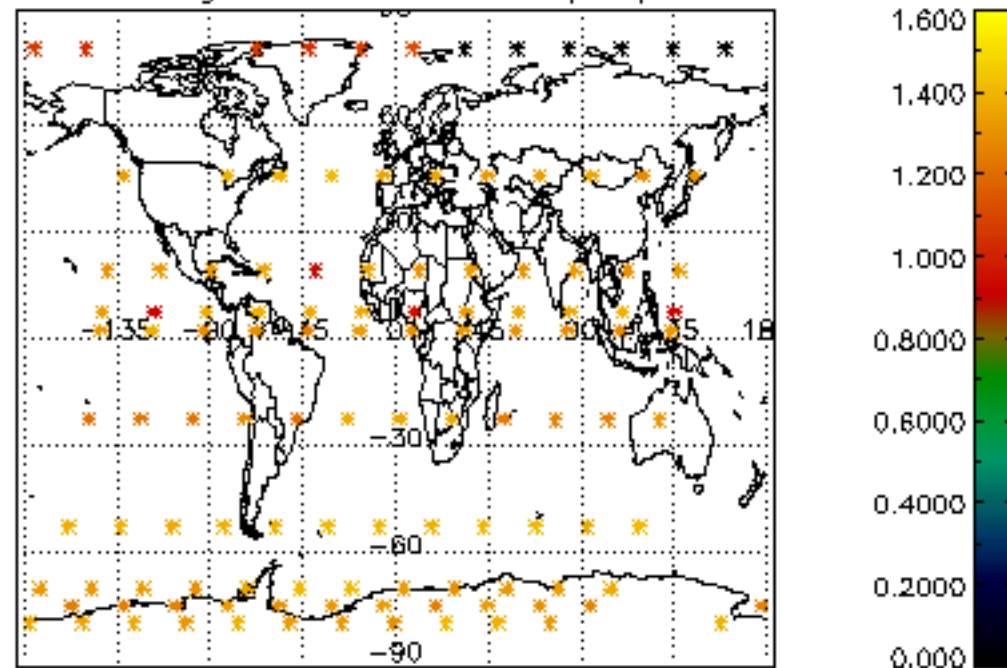
Percentage of saturation errors per profile



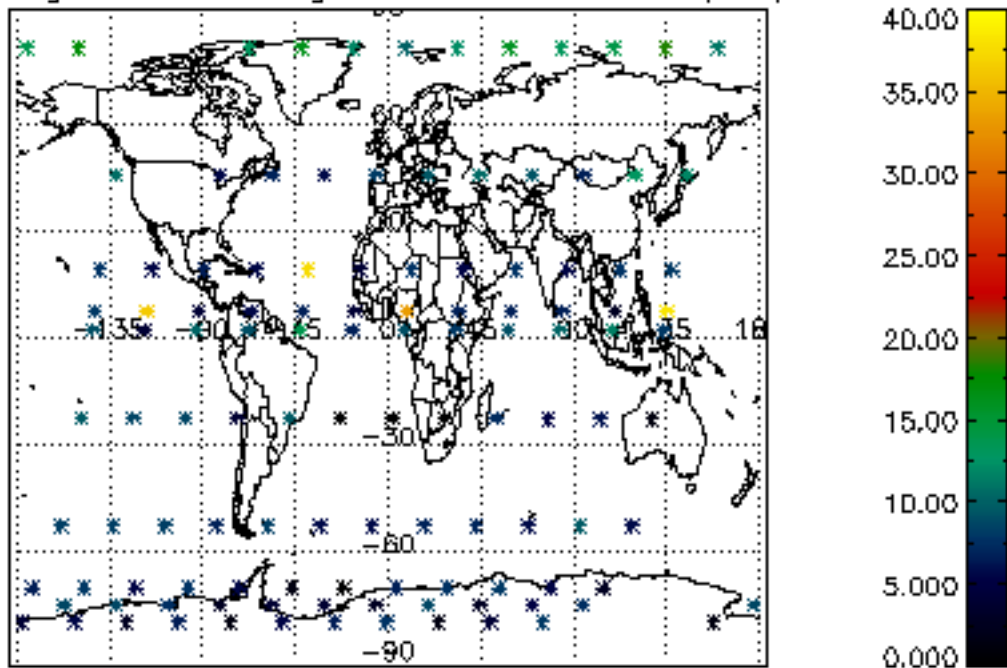
Percentage of cosmic ray hits per profile



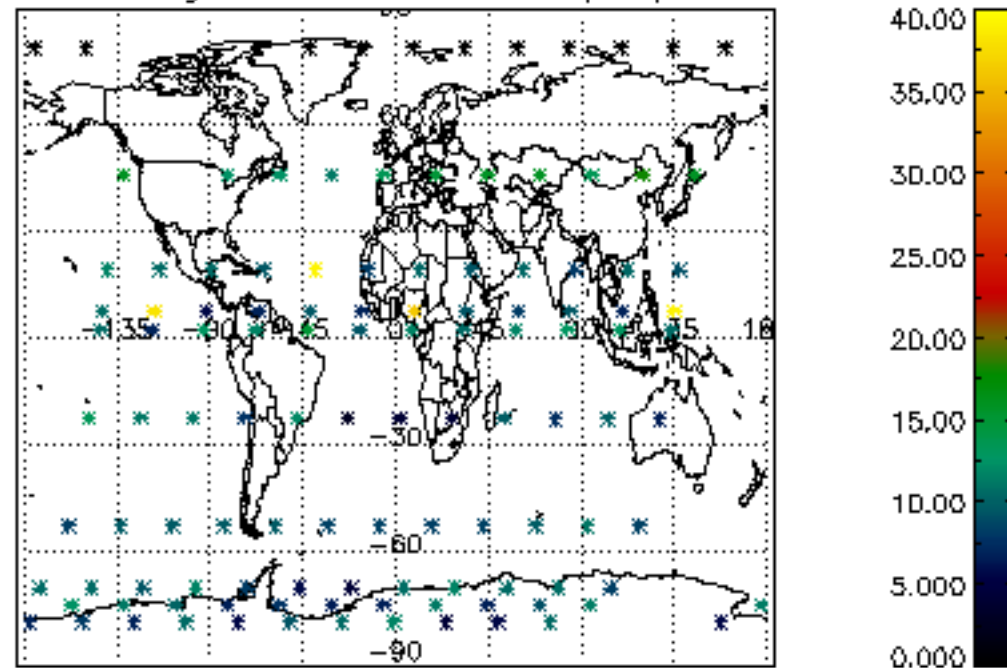
Percentage of datation errors per profile

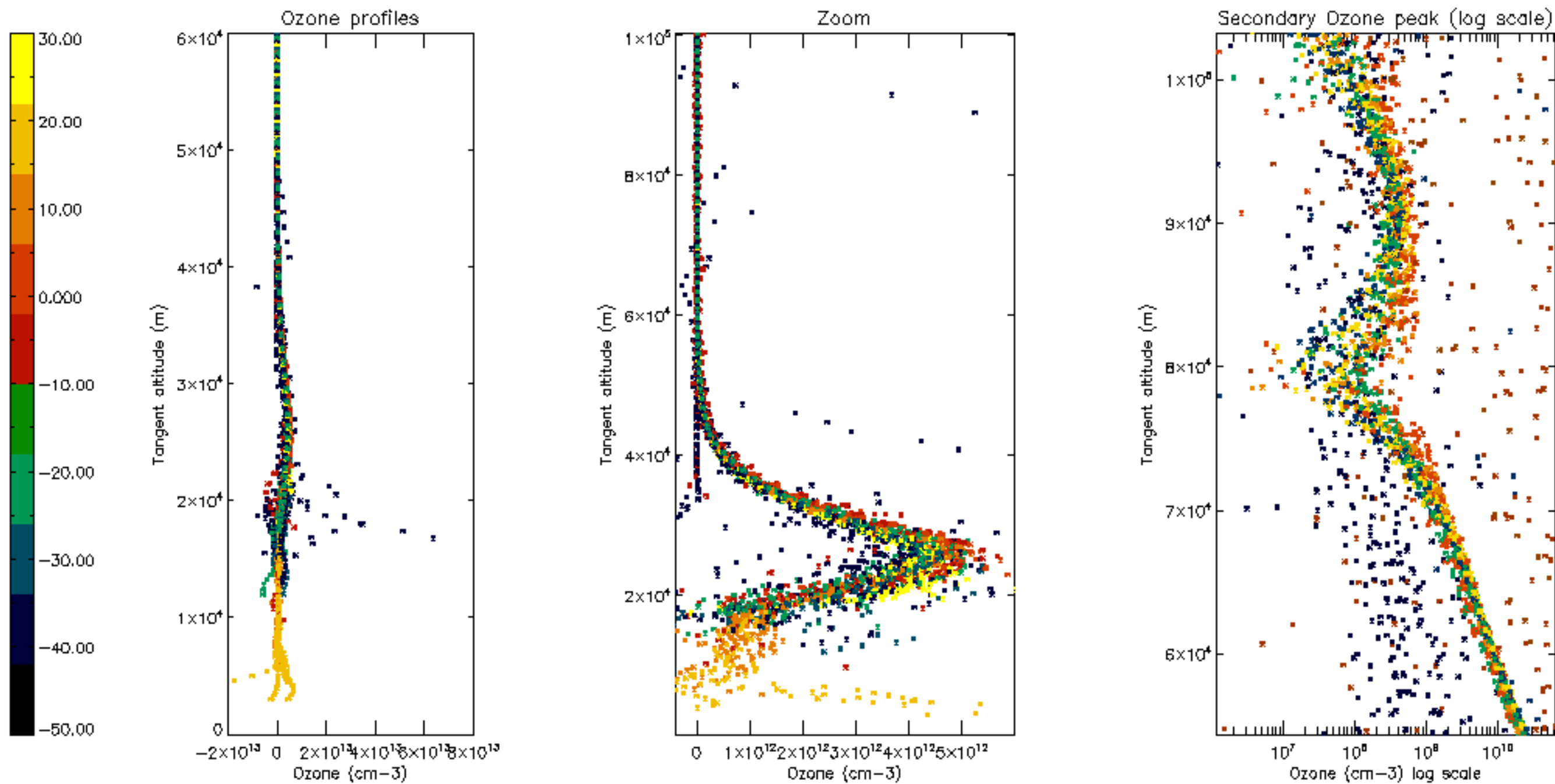


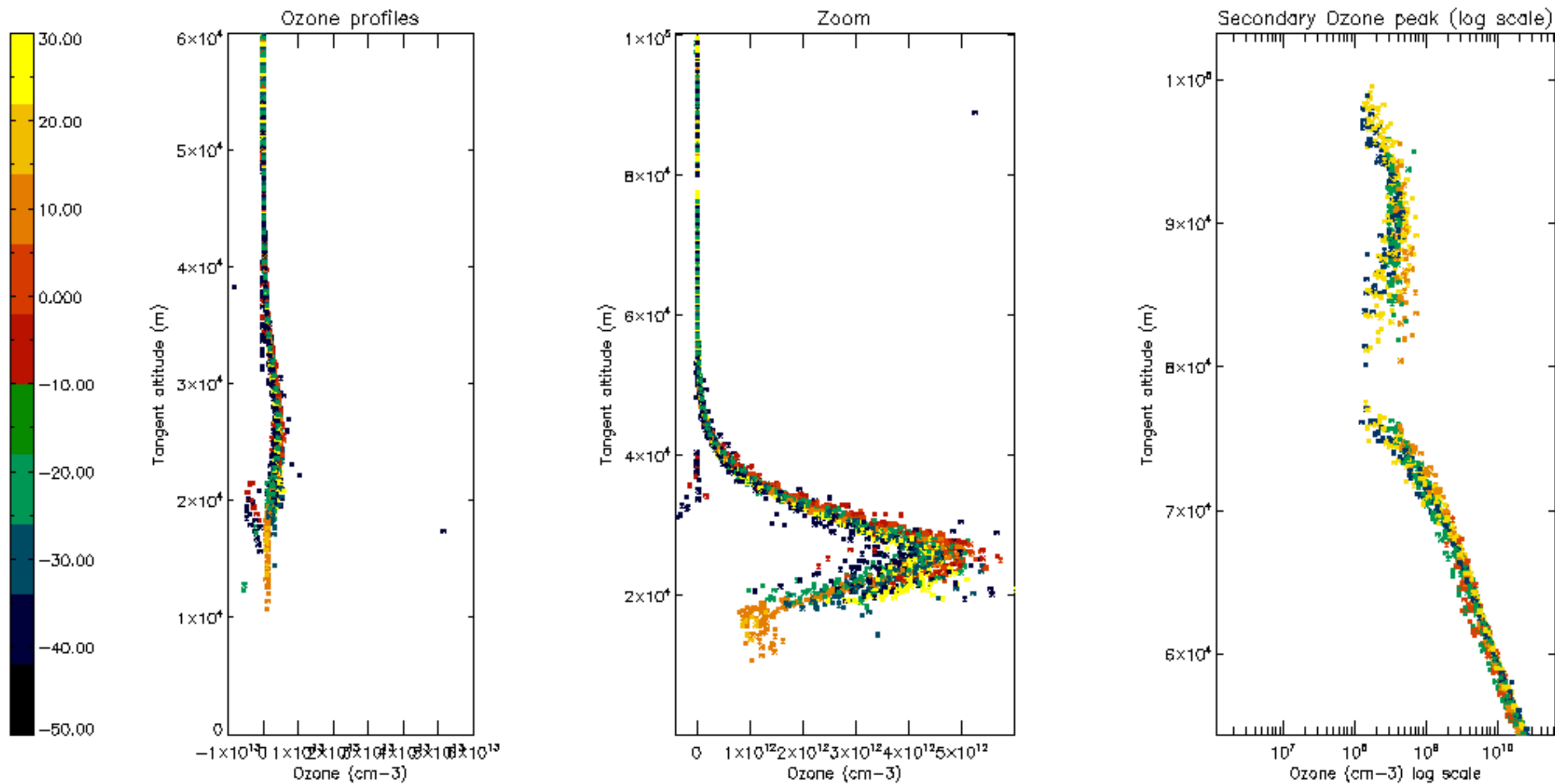
Percentage of star falling outside central band per profile

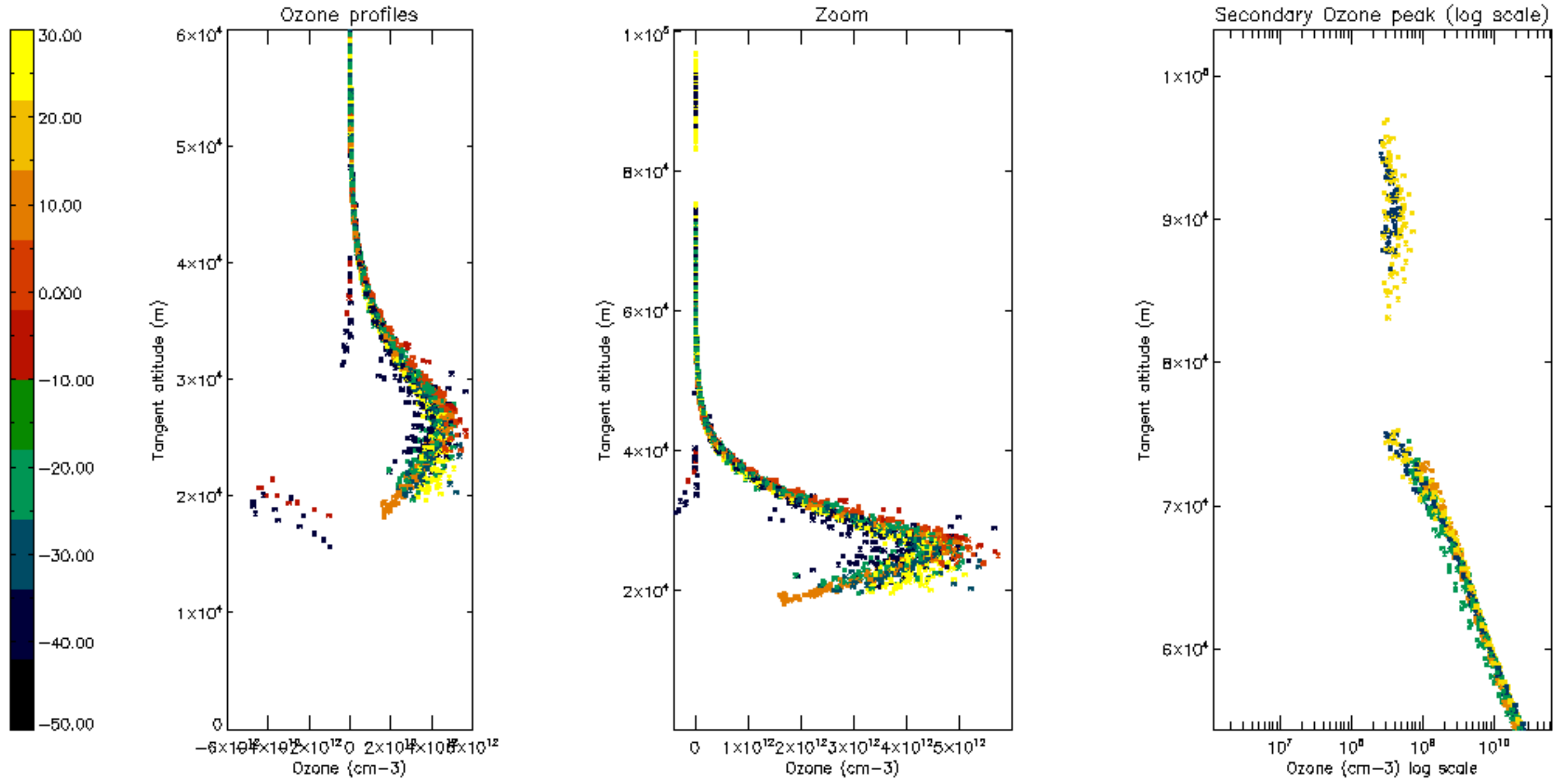


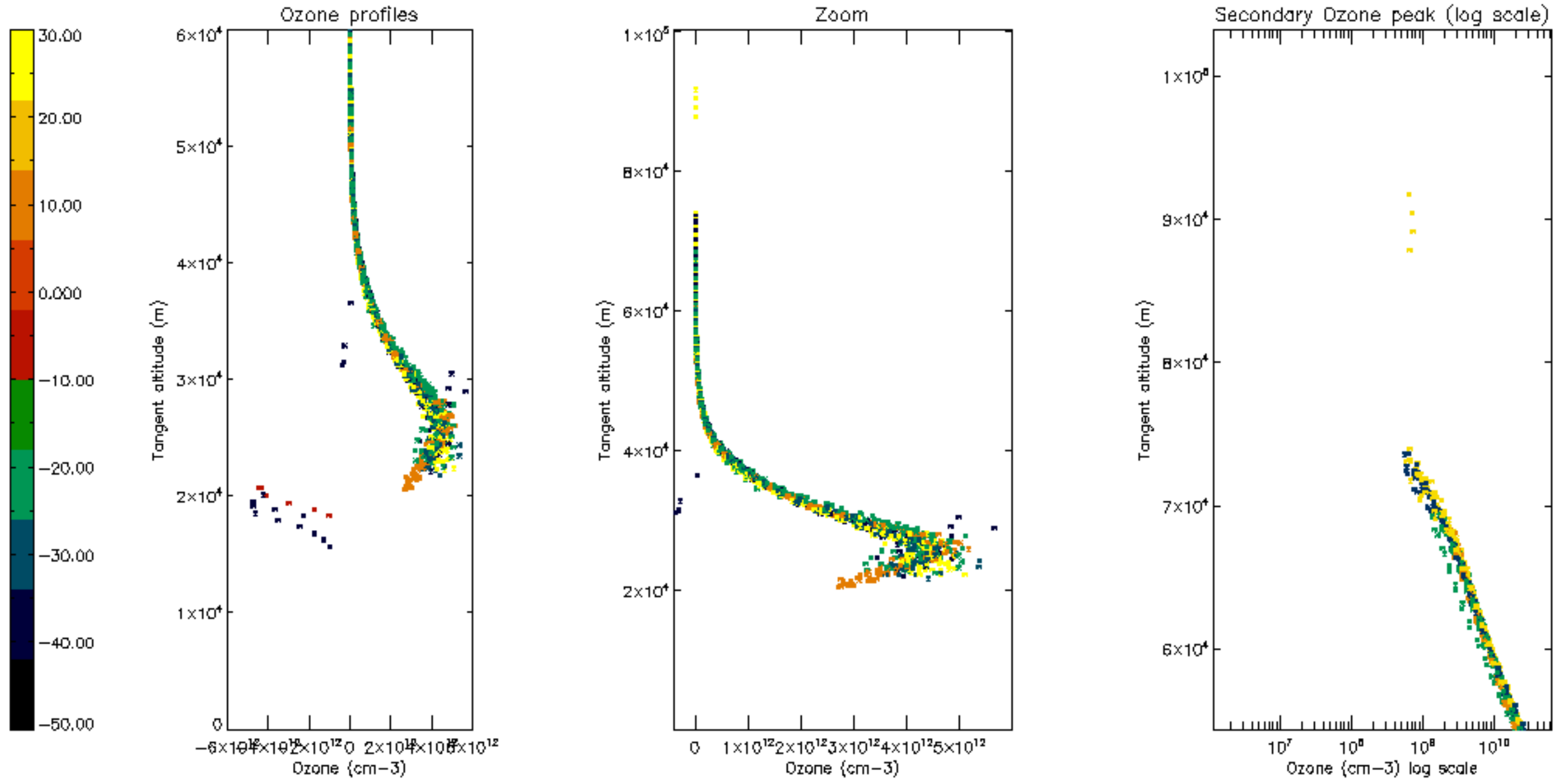
Percentage of saturation errors per profile

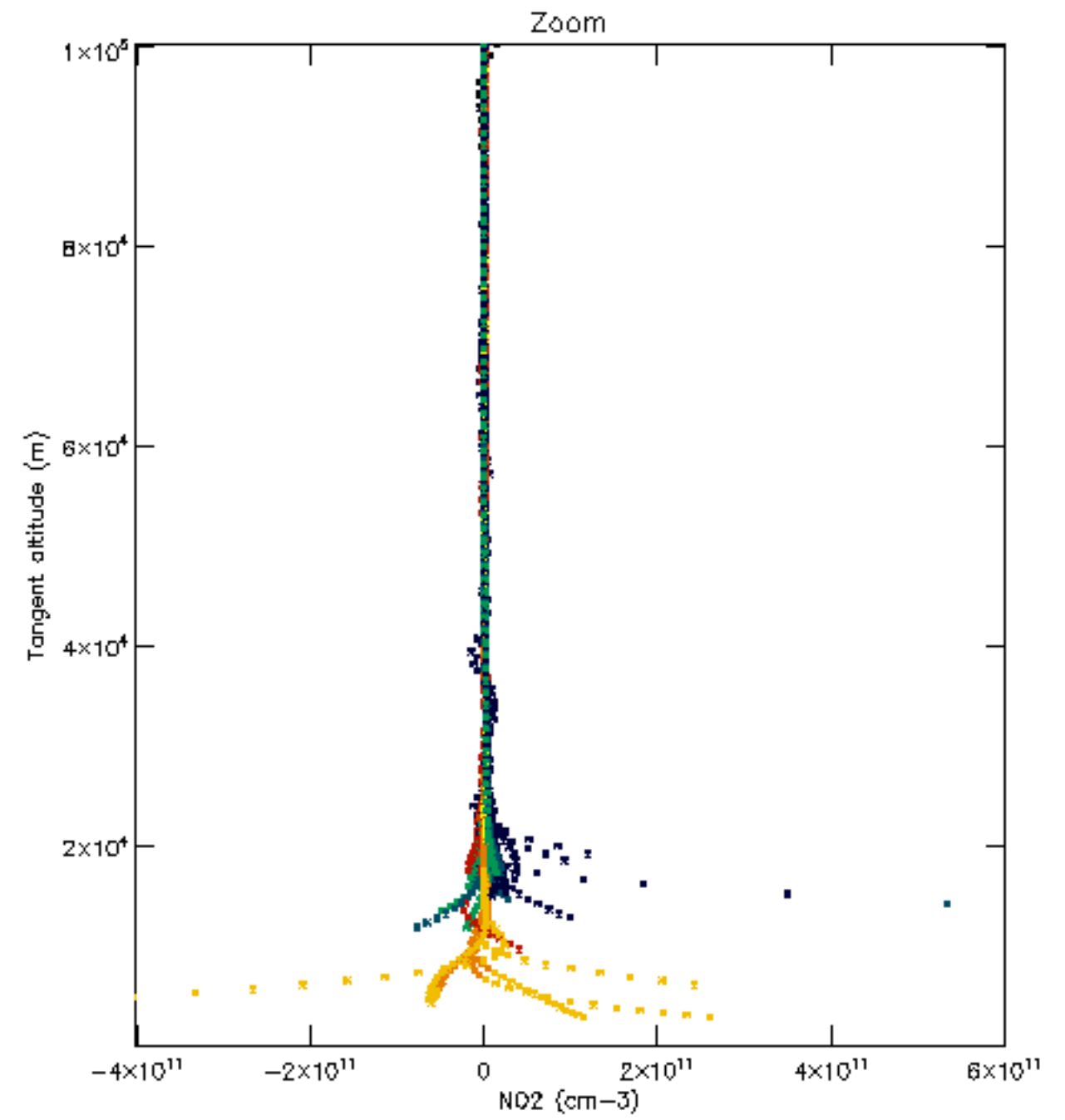
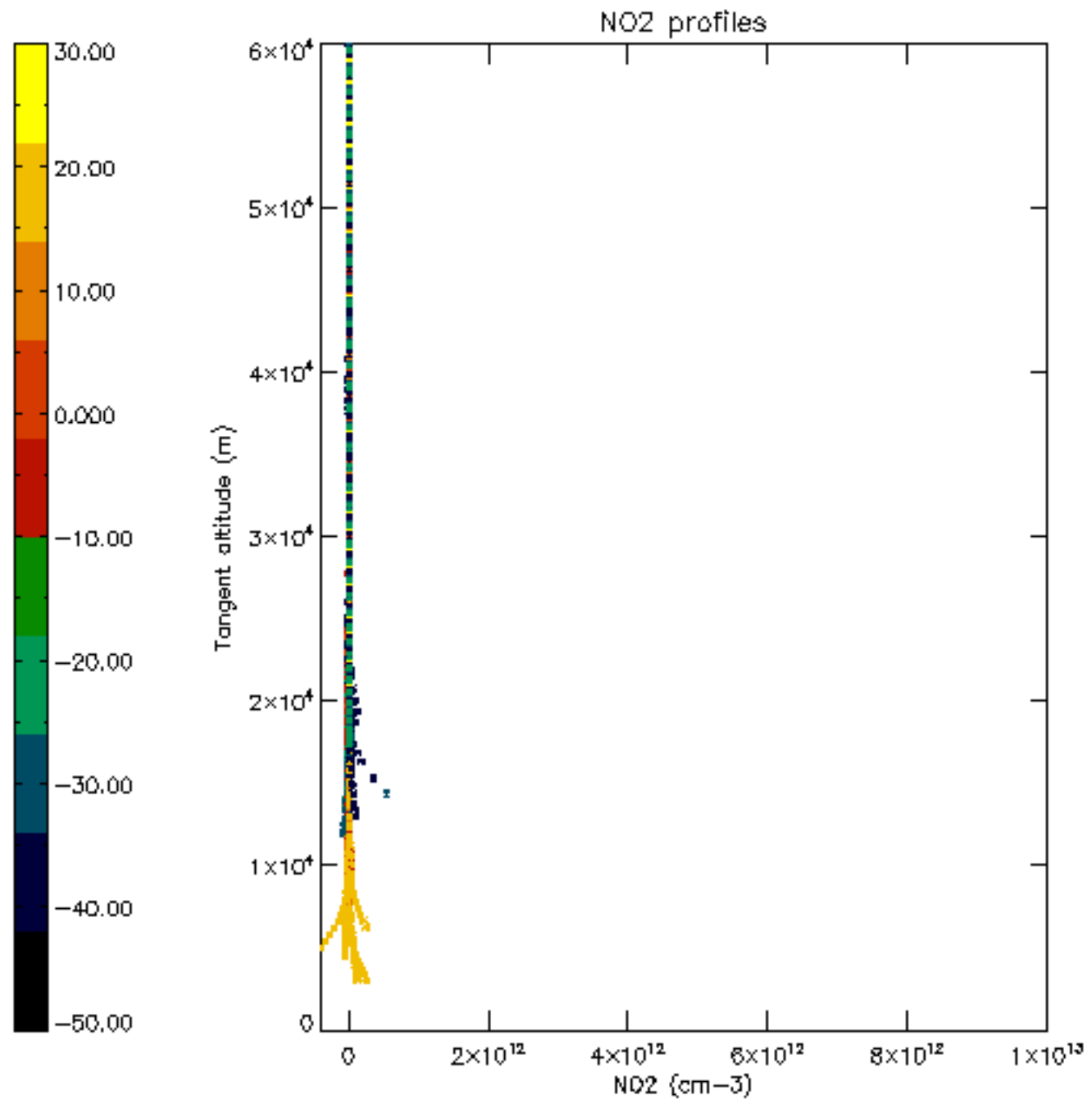


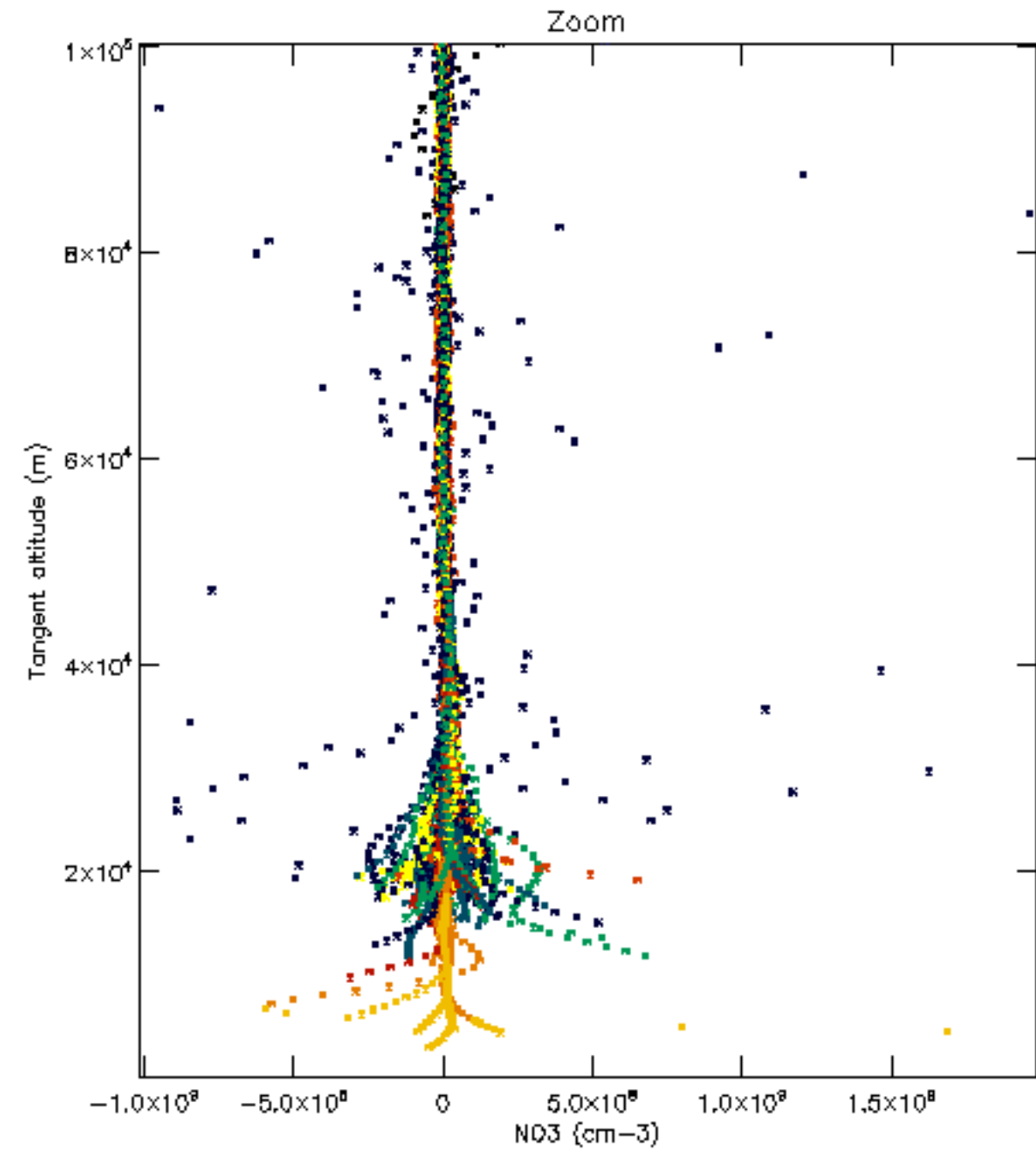
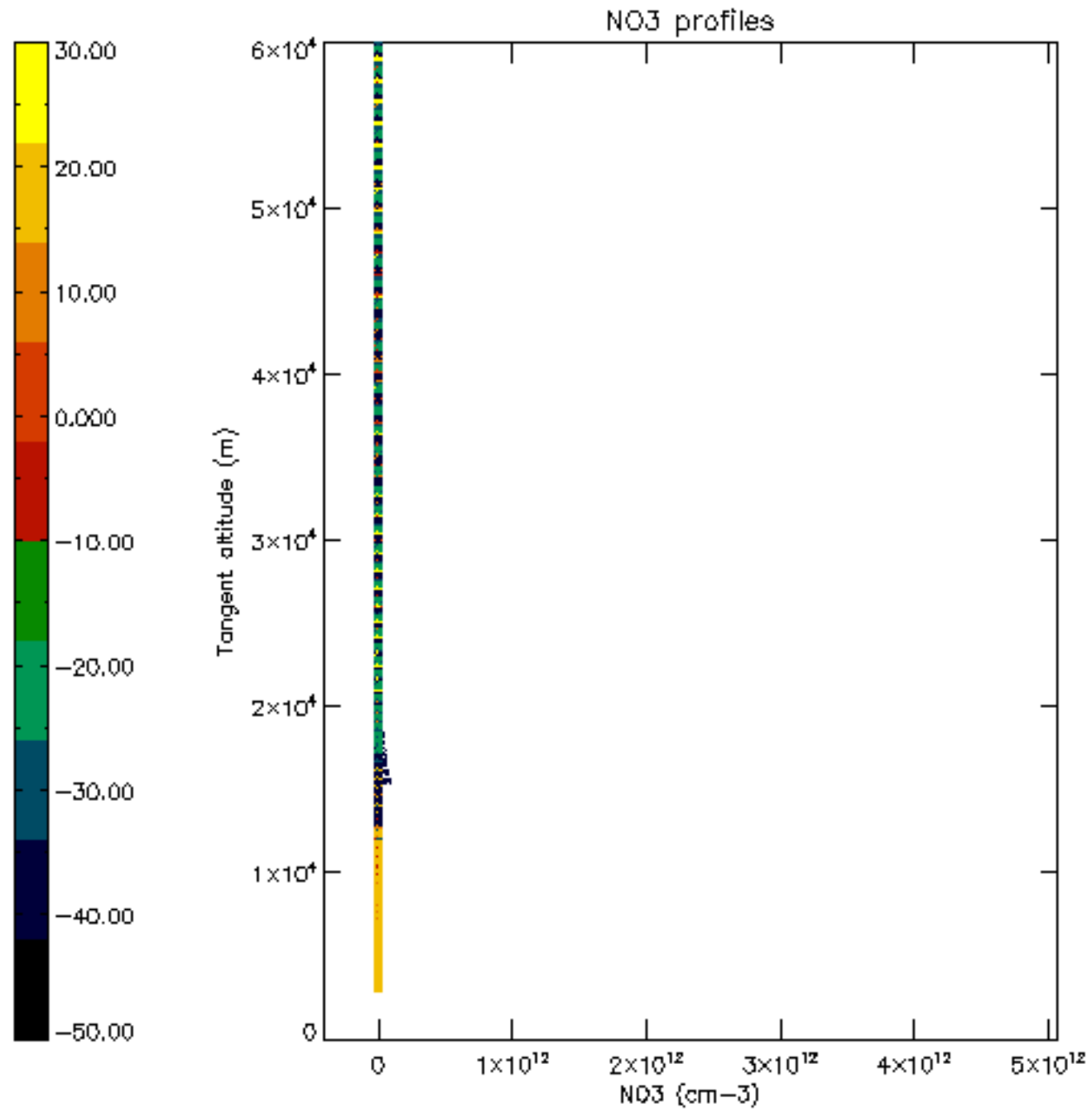


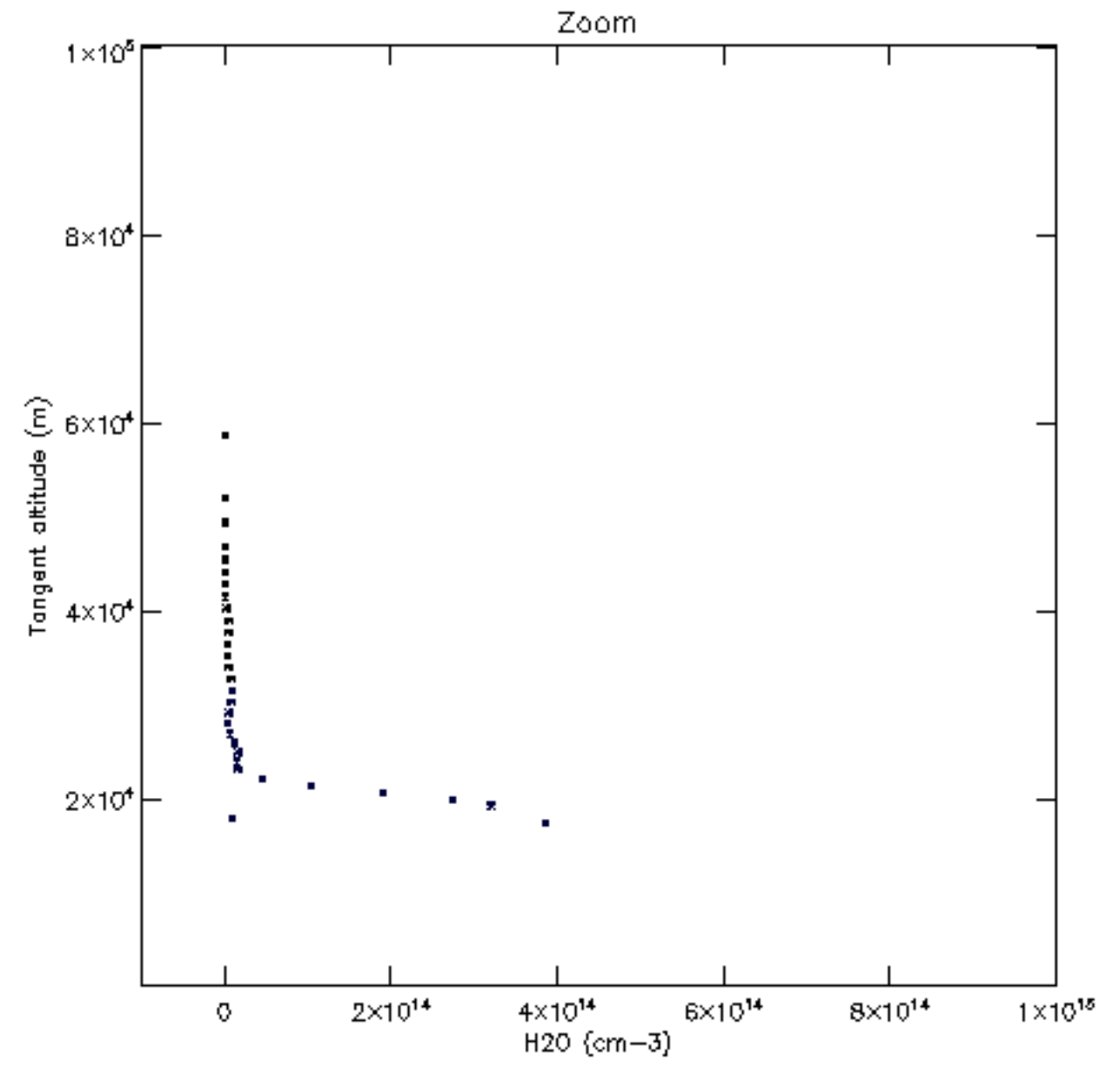
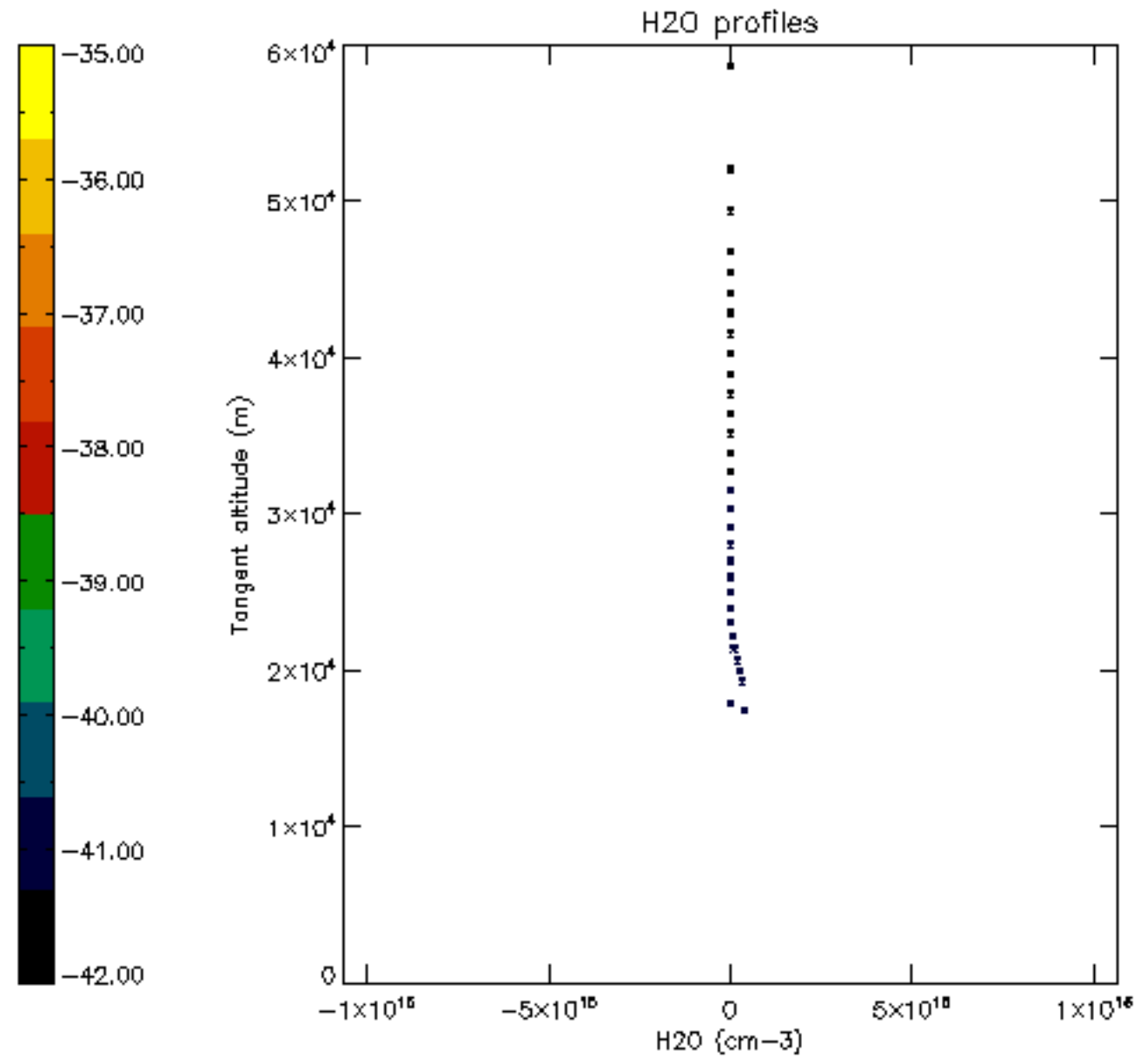


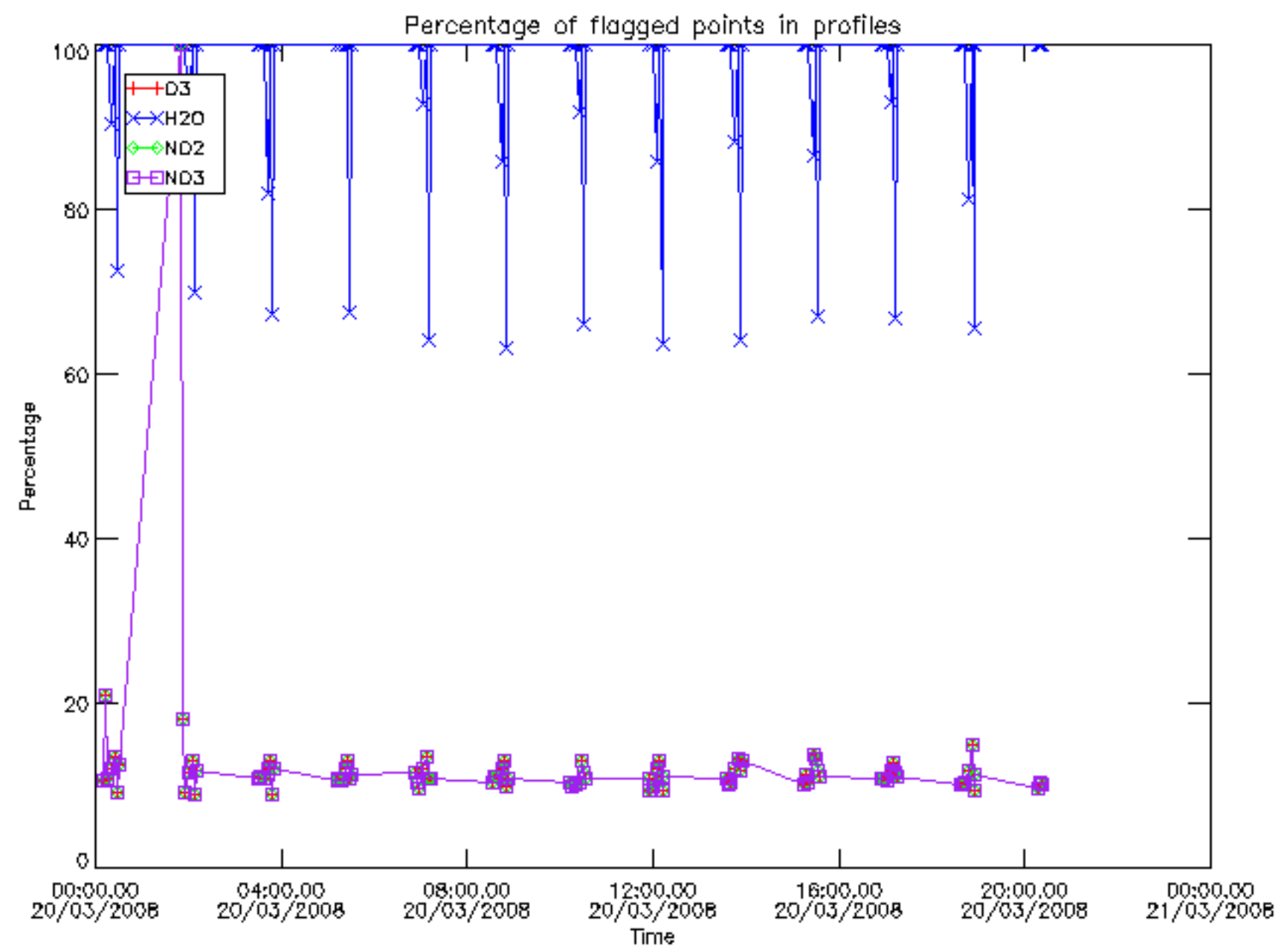




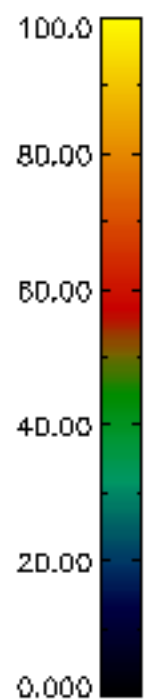
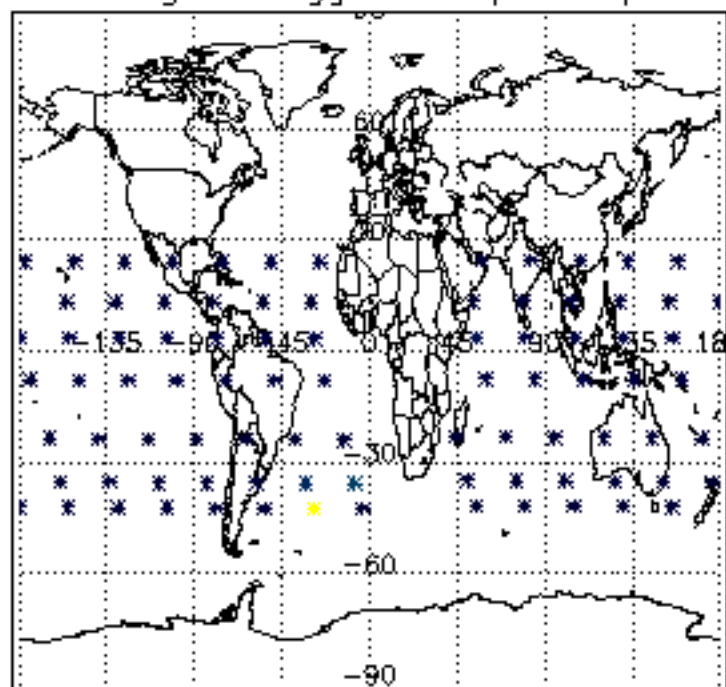




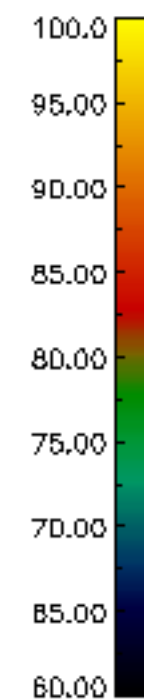
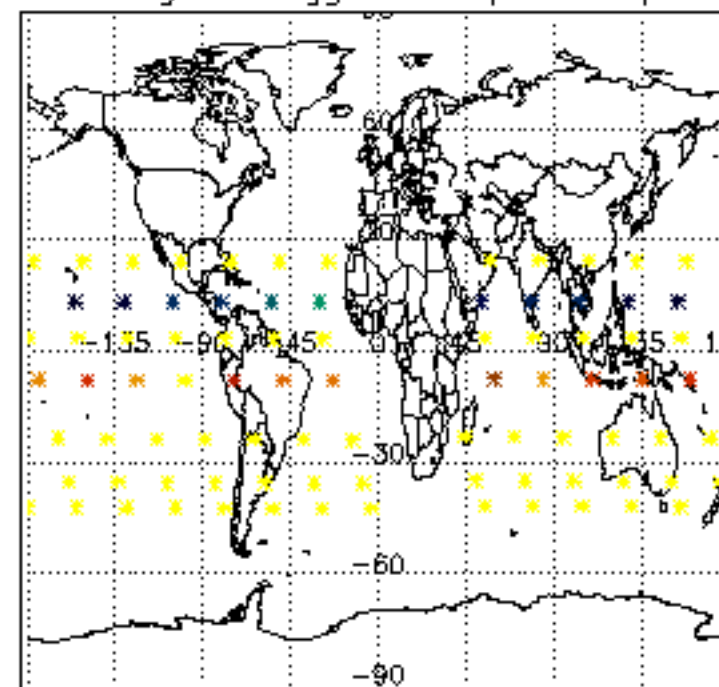




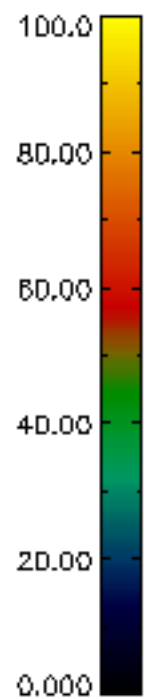
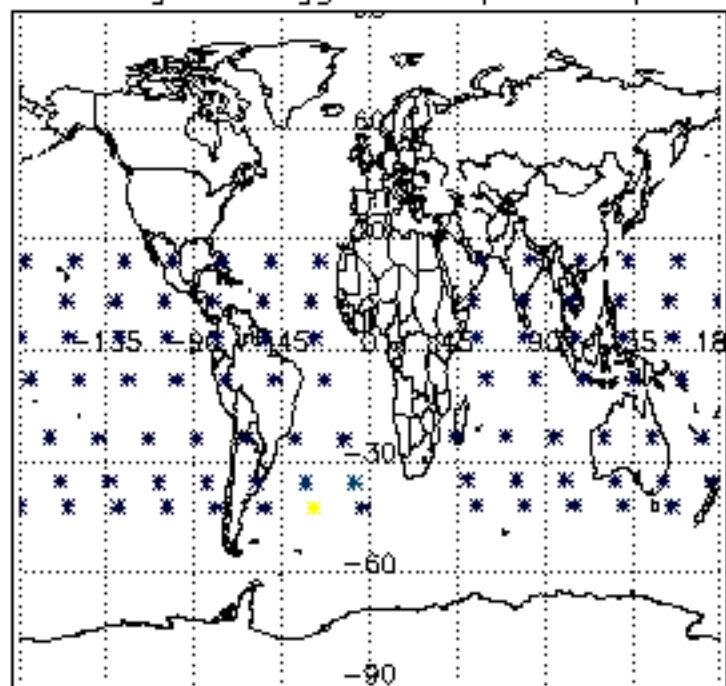
Percentage of flagged data per D3 profile



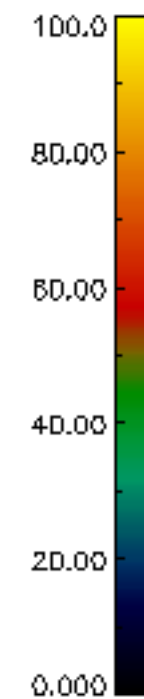
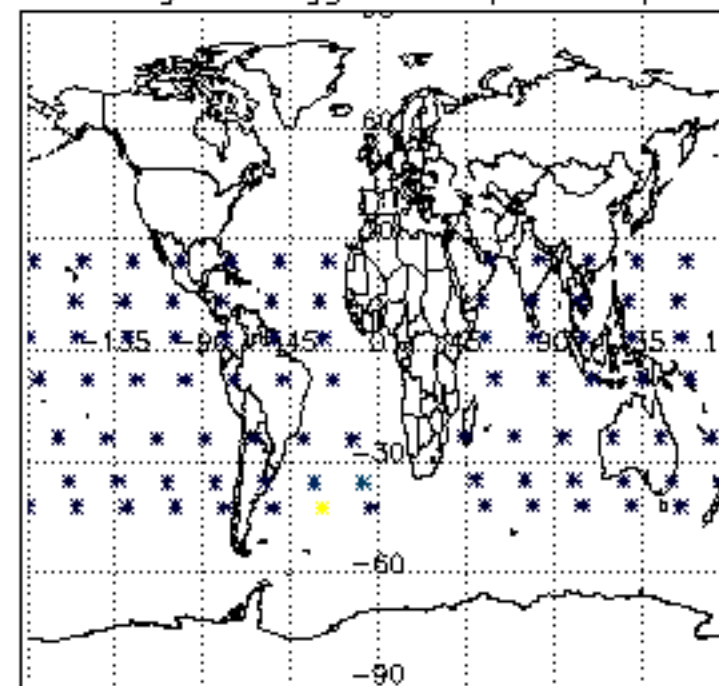
Percentage of flagged data per H2O profile

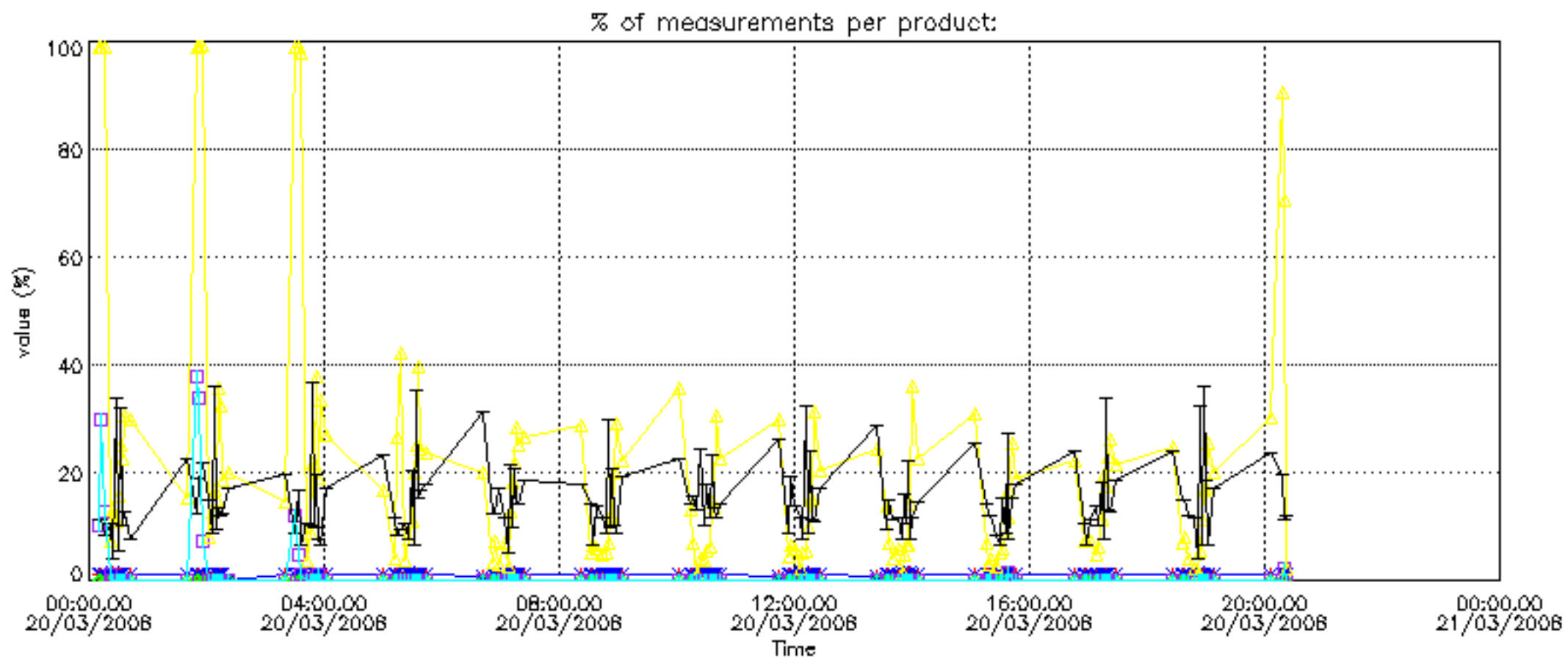


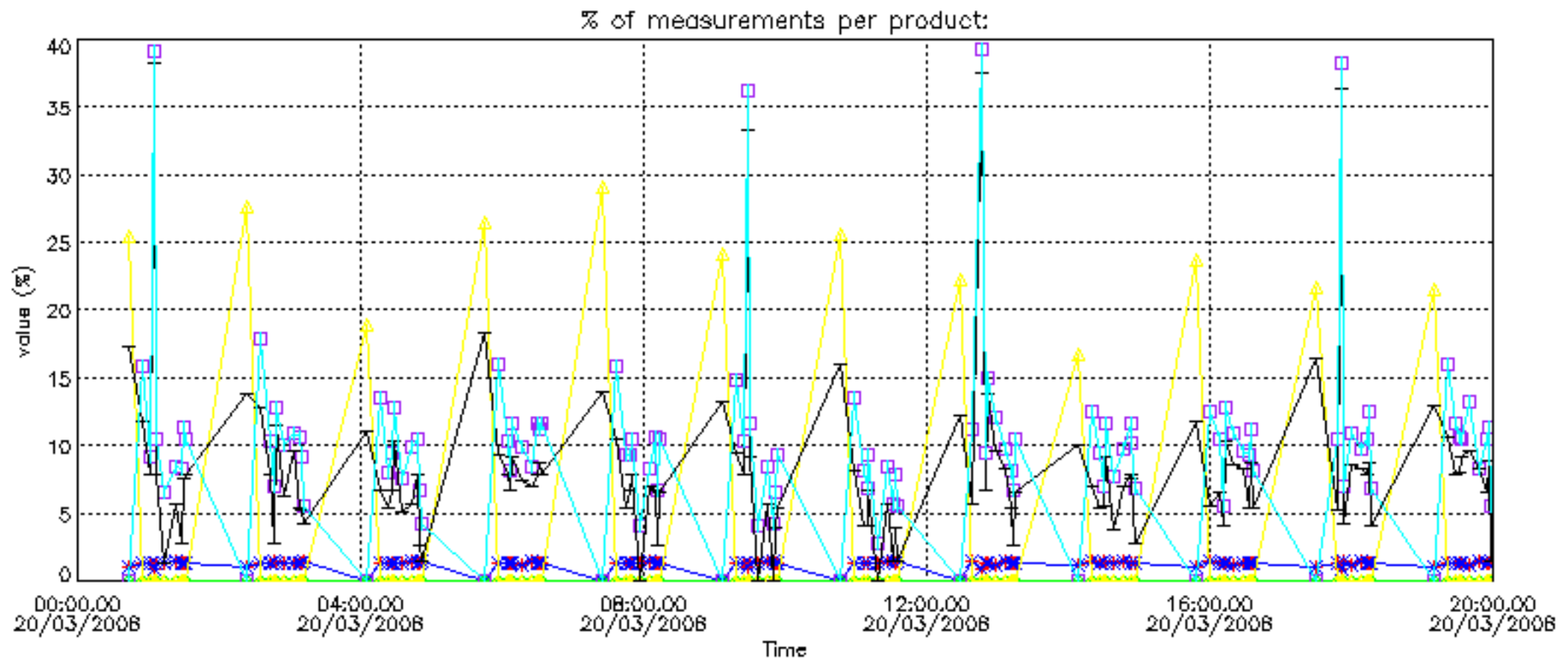
Percentage of flagged data per NO2 profile



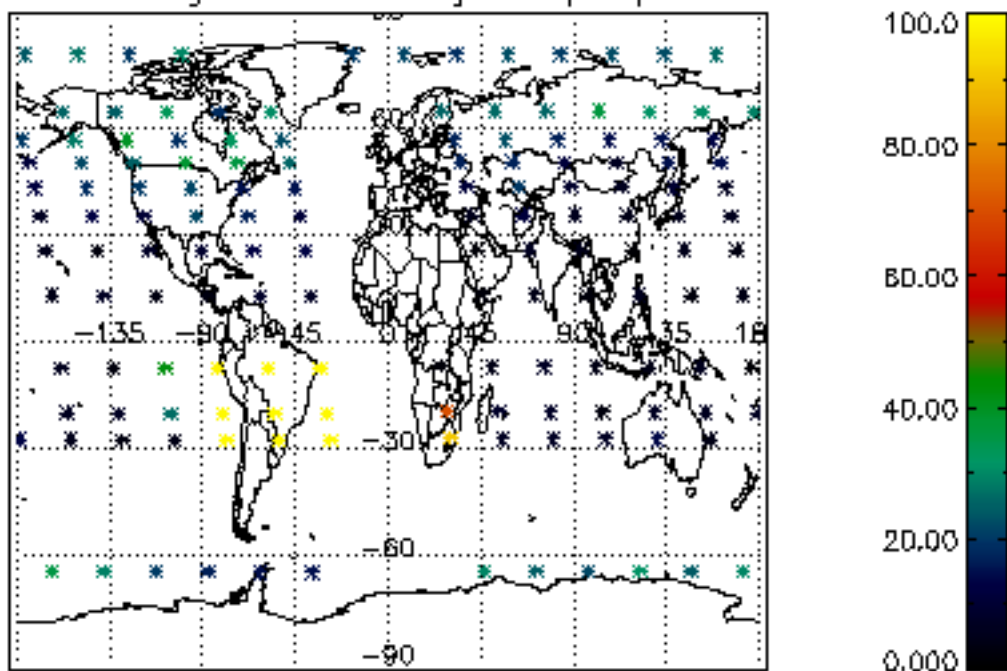
Percentage of flagged data per NO3 profile



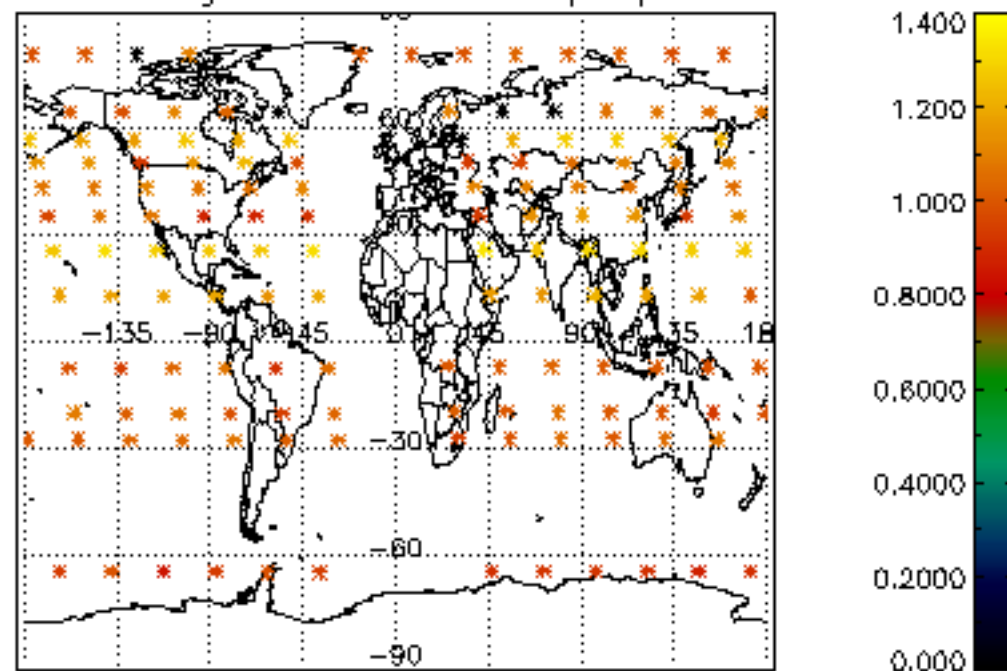




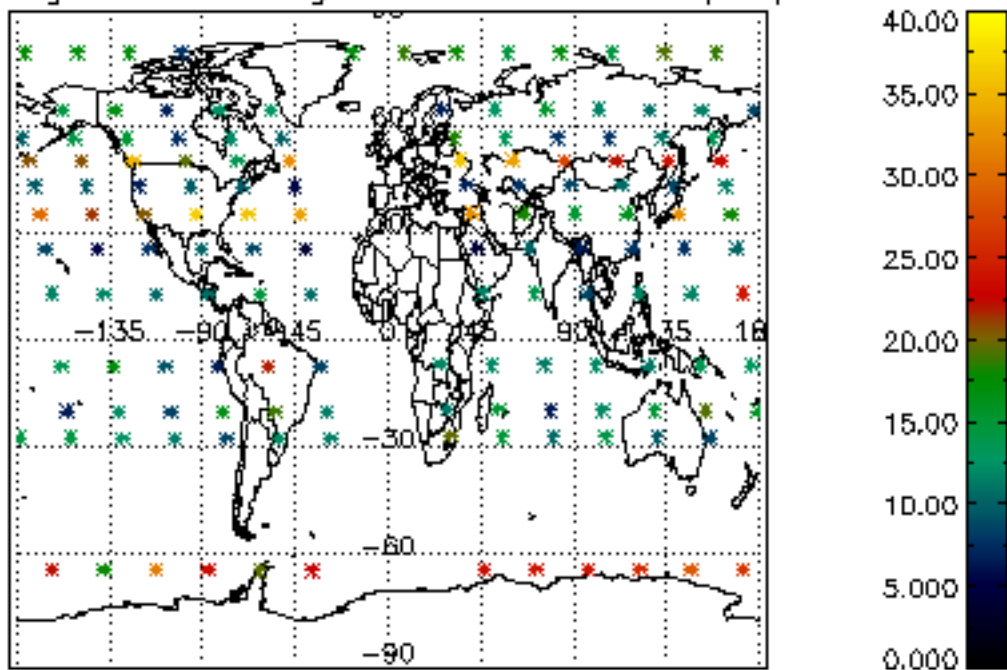
Percentage of cosmic ray hits per profile



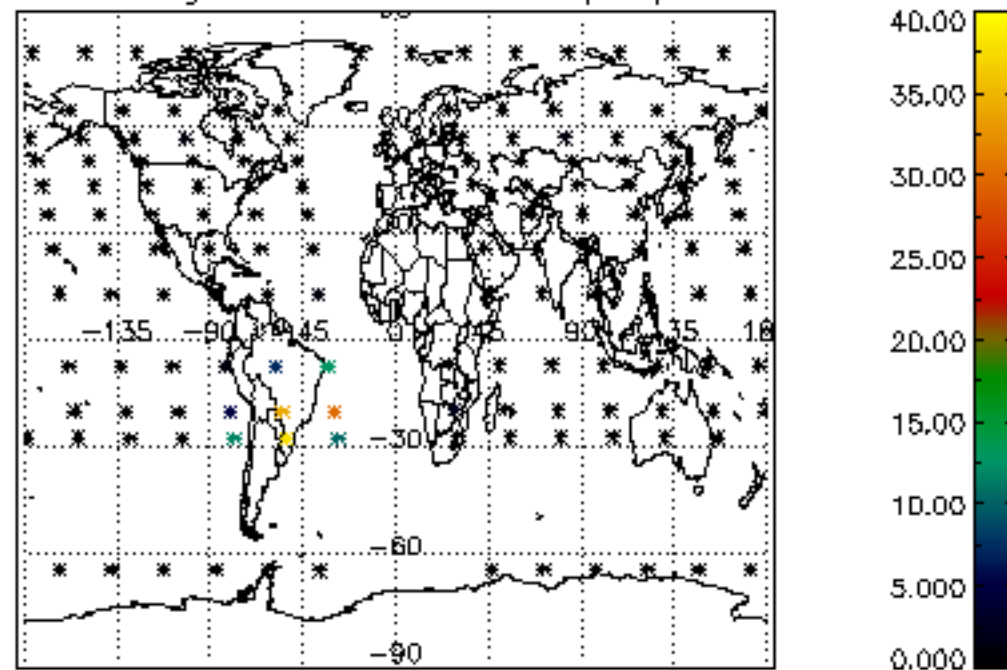
Percentage of datation errors per profile



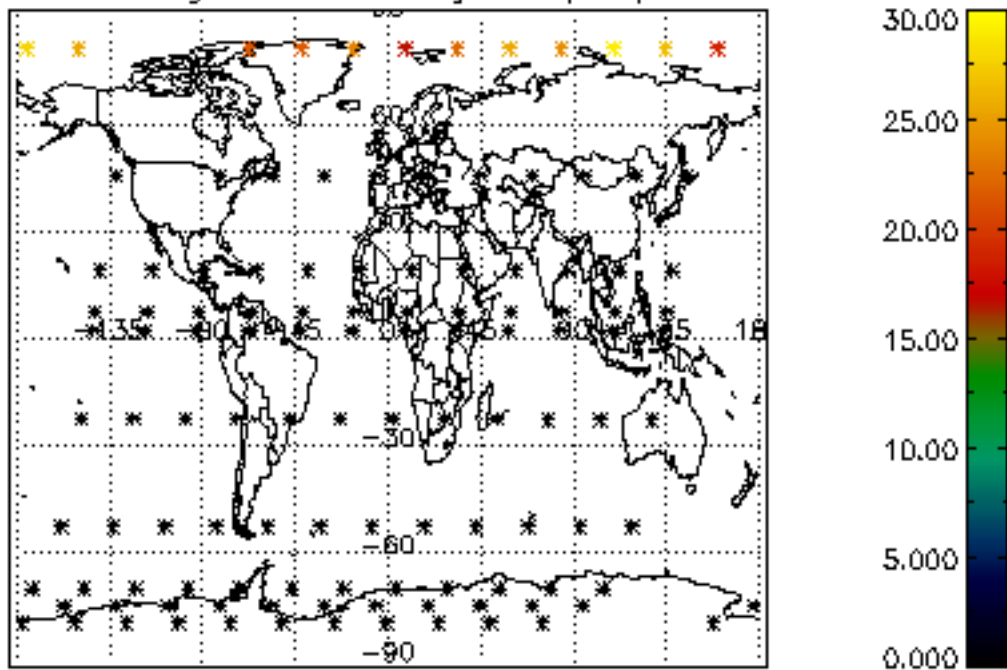
Percentage of star falling outside central band per profile



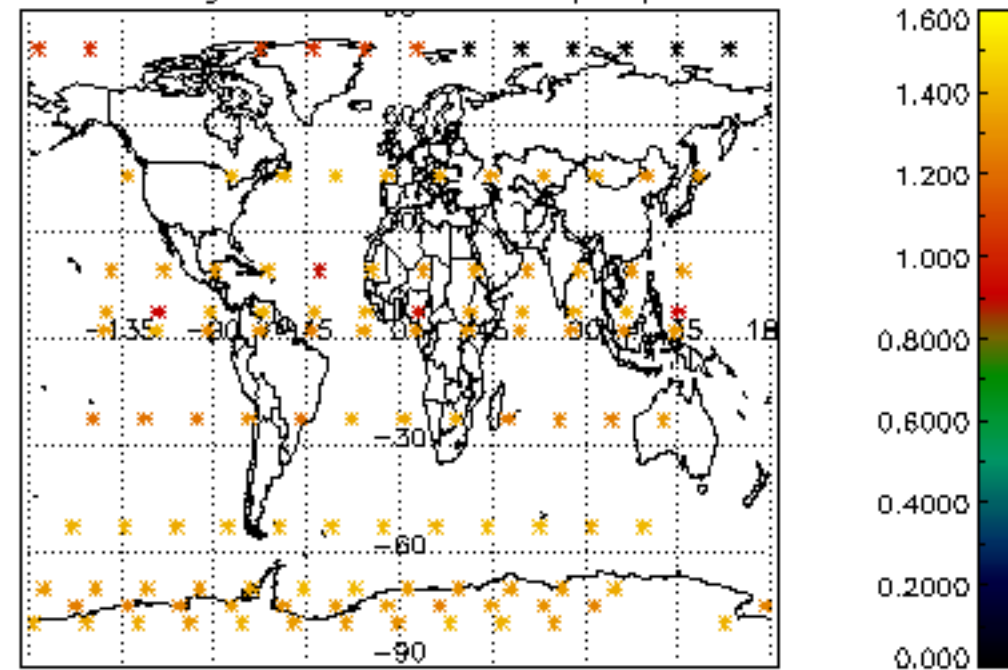
Percentage of saturation errors per profile



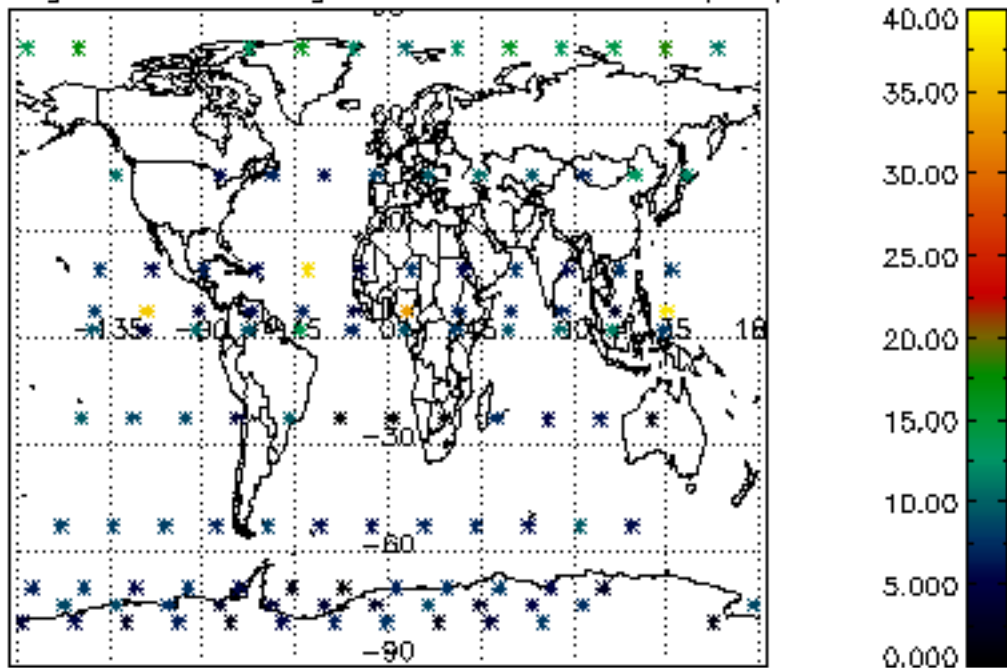
Percentage of cosmic ray hits per profile



Percentage of datation errors per profile



Percentage of star falling outside central band per profile



Percentage of saturation errors per profile

