

GOMOS Level 2 Daily Report

SUMMARY

[1. General Info](#)

[2. Summary of processed GOM_NL_2P products](#)

[3. Level 2 Quality information per product](#)

[3.1 Plot of level 2 quality information per product \(time dependant\)](#)

[3.2 Plot of level 2 quality information per product \(world map\)](#)

[4. Level 1 Quality information per product \(stored on level 2 products\)](#)

[4.1 Plot of level 1 quality information per product \(time dependant\)](#)

[4.1.1 Plot of level 1 quality information per product \(time dependant\): ASCENDING](#)

[4.1.2 Plot of level 1 quality information per product \(time dependant\): DESCENDING](#)

[4.2 Plot of level 1 quality information per product \(world map\)](#)

[4.2.1 Plot of level 1 quality information per product \(world map\): ASCENDING](#)

[4.2.2 Plot of level 1 quality information per product \(world map\): DESCENDING](#)

[5. Ozone profiles based on quality statistics and other trace gas profiles](#)

[5.1 Ozone statistics based on quality of products](#)

[5.2 Plot ozone profiles for all STD \(dark without errors\)](#)

[5.3 Plot ozone profiles where STD < 20% \(dark without errors\)](#)

[5.4. Plot ozone profiles where STD < 10% \(dark without errors\)](#)

[5.5. Plot ozone profiles where STD < 5% \(dark without errors\)](#)

[5.6 Plot NO2 profiles for all STD \(dark without errors\)](#)

[5.7 Plot NO3 profiles for all STD \(dark without errors\)](#)

[5.8 Plot H2O profiles \(only for occultations of stars 1,2,3,4,13,14,16,26,63 dark without errors\) for all STD](#)

[6. Auxiliary Data Files used for the production reported in section 2](#)

This report presents the daily analysis on parameters extracted from GOMOS level 2 data (GOM_NL__2P). It is intended to monitor some important parameters that will impact the quality of these products. A list of level 2 products (and content) that have arrived during the reporting day to the PCF is also given.

Item	Value
Time of report generation	25APR2013 11:53:09
Data source version	GOMOS/6.01
Start time of products	19-03-2008 (19MAR2008 00:00:00)
Stop time of products	20-03-2008 (20MAR2008 00:00:00)
Store outputs in DB	Yes
Nb of level 2 prods	311
Nb of prods with errors	0

2. Summary of processed GOM_NL__2P products.

Nr	Filename	UTC Start time	Limb	Duration	Star Id	Star Name	Star Mag	Star Temp	Nb Meas	Orbit	Prod. error
1	GOM_NL__2PRFIN20080319_000511_000000412067_00016_31633_4410.N1	19-MAR-2008 00:05:11	Bright	41.000	60	7Bet UMi	2.0810	3950.0	82	31633	No
2	GOM_NL__2PRFIN20080319_001335_000000352067_00016_31633_4411.N1	19-MAR-2008 00:13:35	Bright	35.000	89	5Alp Cep	2.4510	8000.0	70	31633	No
3	GOM_NL__2PRFIN20080319_001843_000000382067_00016_31633_4412.N1	19-MAR-2008 00:18:43	Bright	37.500	19	50Alp Cyg	1.2460	10500.	75	31633	No
4	GOM_NL__2PRFIN20080319_002017_000000392067_00016_31633_4413.N1	19-MAR-2008 00:20:17	Bright	39.000	66	37Gam Cyg	2.2080	5900.0	78	31633	No
5	GOM_NL__2PRFIN20080319_002203_000000372067_00016_31633_4414.N1	19-MAR-2008 00:22:03	Bright	36.500	92	53Eps Cyg	2.5000	4500.0	73	31633	No
6	GOM_NL__2PRFIN20080319_003038_000000562067_00016_31633_4415.N1	19-MAR-2008 00:30:38	Twilight	56.000	11	53Alp Aql	0.76500	8000.0	112	31633	No
7	GOM_NL__2PRFIN20080319_004107_000000512067_00016_31633_4416.N1	19-MAR-2008 00:41:07	Dark	50.500	155	41Pi Sgr	2.9000	6600.0	101	31633	No
8	GOM_NL__2PRFIN20080319_004643_000000502067_00016_31633_4417.N1	19-MAR-2008 00:46:43	Dark	49.500	38	20Eps Sgr	1.8360	11000.	99	31633	No
9	GOM_NL__2PRFIN20080319_005230_000000422067_00017_31634_4574.N1	19-MAR-2008 00:52:30	Dark	41.500	141	Bet Ara	2.8400	4600.0	83	31634	No
10	GOM_NL__2PRFIN20080319_005606_000000402067_00017_31634_4575.N1	19-MAR-2008 00:56:06	Dark	39.500	134	Bet TrA	2.8100	6600.0	79	31634	No
11	GOM_NL__2PRFIN20080319_005850_000000552067_00017_31634_4576.N1	19-MAR-2008 00:58:50	Dark	55.000	4	Alp1Cen	-0.010000	5800.0	110	31634	No
12	GOM_NL__2PRFIN20080319_010209_000000452067_00017_31634_4577.N1	19-MAR-2008 01:02:09	Straylight	45.000	20	Bet Cru	1.2530	30000.	90	31634	No
13	GOM_NL__2PRFIN20080319_010454_000000422067_00017_31634_4578.N1	19-MAR-2008 01:04:54	Straylight	41.500	64	Gam Cen	2.2000	10600.	83	31634	No
14	GOM_NL__2PRFIN20080319_010712_000000492067_00017_31634_4579.N1	19-MAR-2008 01:07:12	Straylight	48.500	123	lot Cen	2.7500	10200.	97	31634	No
15	GOM_NL__2PRFIN20080319_011246_000000492067_00017_31634_4580.N1	19-MAR-2008 01:12:46	Straylight	49.000	106	9Bet Crv	2.6480	5600.0	98	31634	No
16	GOM_NL__2PRFIN20080319_011500_000000452067_00017_31634_4581.N1	19-MAR-2008 01:15:00	Twilight	44.500	100	4Gam Crv	2.5800	13100.	89	31634	No
17	GOM_NL__2PRFIN20080319_012631_000000372067_00017_31634_4582.N1	19-MAR-2008 01:26:31	Bright	36.500	51	41Gam1Leo	2.0100	4500.0	73	31634	No
18	GOM_NL__2PRFIN20080319_013403_000000392067_00017_31634_4583.N1	19-MAR-2008 01:34:03	Bright	39.000	174	52Psi UMa	3.0040	4400.0	78	31634	No
19	GOM_NL__2PRFIN20080319_013718_000000352067_00017_31634_4584.N1	19-MAR-2008 01:37:18	Bright	35.000	82	48Bet UMa	2.3650	10600.	70	31634	No
20	GOM_NL__2PRFIN20080319_013848_000000362067_00017_31634_4585.N1	19-MAR-2008 01:38:48	Bright	36.000	36	50Alp UMa	1.8000	6300.0	72	31634	No
21	GOM_NL__2PRFIN20080319_014546_000000372067_00017_31634_4586.N1	19-MAR-2008 01:45:46	Bright	36.500	60	7Bet UMi	2.0810	3950.0	73	31634	No
22	GOM_NL__2PRFIN20080319_015411_000000362067_00017_31634_4587.N1	19-MAR-2008 01:54:11	Bright	36.000	89	5Alp Cep	2.4510	8000.0	72	31634	No
23	GOM_NL__2PRFIN20080319_015918_000000392067_00017_31634_4588.N1	19-MAR-2008 01:59:18	Bright	38.500	19	50Alp Cyg	1.2460	10500.	77	31634	No
24	GOM_NL__2PRFIN20080319_020053_000000392067_00017_31634_4589.N1	19-MAR-2008 02:00:53	Bright	38.500	66	37Gam Cyg	2.2080	5900.0	77	31634	No
25	GOM_NL__2PRFIN20080319_020239_000000362067_00017_31634_4590.N1	19-MAR-2008 02:02:39	Bright	36.000	92	53Eps Cyg	2.5000	4500.0	72	31634	No
26	GOM_NL__2PRFIN20080319_021114_000000532067_00017_31634_4591.N1	19-MAR-2008 02:11:14	Twilight	53.000	11	53Alp Aql	0.76500	8000.0	106	31634	No
27	GOM_NL__2PRFIN20080319_022143_000000502067_00017_31634_4592.N1	19-MAR-2008 02:21:43	Dark	50.000	155	41Pi Sgr	2.9000	6600.0	100	31634	No
28	GOM_NL__2PRFIN20080319_022348_000000482067_00017_31634_4593.N1	19-MAR-2008 02:23:48	Dark	48.000	57	34Sig Sgr	2.0660	26000.	96	31634	No
29	GOM_NL__2PRFIN20080319_022720_000000472067_00017_31634_4594.N1	19-MAR-2008 02:27:20	Dark	47.000	38	20Eps Sgr	1.8360	11000.	94	31634	No
30	GOM_NL__2PRFIN20080319_023306_000000442067_00018_31635_4645.N1	19-MAR-2008 02:33:06	Dark	43.500	141	Bet Ara	2.8400	4600.0	87	31635	No
31	GOM_NL__2PRFIN20080319_023642_000000382067_00018_31635_4646.N1	19-MAR-2008 02:36:42	Dark	38.000	134	Bet TrA	2.8100	6600.0	76	31635	No
32	GOM_NL__2PRFIN20080319_023926_000000572067_00018_31635_4647.N1	19-MAR-2008 02:39:26	Dark	57.000	4	Alp1Cen	-0.010000	5800.0	114	31635	No
33	GOM_NL__2PRFIN20080319_024245_000000392067_00018_31635_4648.N1	19-MAR-2008 02:42:45	Dark	39.000	20	Bet Cru	1.2530	30000.	78	31635	No
34	GOM_NL__2PRFIN20080319_024531_000000402067_00018_31635_4649.N1	19-MAR-2008 02:45:31	Straylight	40.000	64	Gam Cen	2.2000	10600.	80	31635	No
35	GOM_NL__2PRFIN20080319_024748_000000492067_00018_31635_4650.N1	19-MAR-2008 02:47:48	Straylight	48.500	123	lot Cen	2.7500	10200.	97	31635	No
36	GOM_NL__2PRFIN20080319_025322_000000532067_00018_31635_4651.N1	19-MAR-2008 02:53:22	Straylight	52.500	106	9Bet Crv	2.6480	5600.0	105	31635	No
37	GOM_NL__2PRFIN20080319_025536_000000462067_00018_31635_4652.N1	19-MAR-2008 02:55:36	Twilight	46.000	100	4Gam Crv	2.5800	13100.	92	31635	No
38	GOM_NL__2PRFIN20080319_030707_000000392067_00018_31635_4653.N1	19-MAR-2008 03:07:07	Bright	38.500	51	41Gam1Leo	2.0100	4500.0	77	31635	No
39	GOM_NL__2PRFIN20080319_031439_000000382067_00018_31635_4654.N1	19-MAR-2008 03:14:39	Bright	37.500	174	52Psi UMa	3.0040	4400.0	75	31635	No
40	GOM_NL__2PRFIN20080319_031753_000000362067_00018_31635_4655.N1	19-MAR-2008 03:17:53	Bright	35.500	82	48Bet UMa	2.3650	10600.	71	31635	No
41	GOM_NL__2PRFIN20080319_031924_000000382067_00018_31635_4656.N1	19-MAR-2008 03:19:24	Bright	37.500	36	50Alp UMa	1.8000	6300.0	75	31635	No
42	GOM_NL__2PRFIN20080319_032622_000000422067_00018_31635_4657.N1	19-MAR-2008 03:26:22	Bright	41.500	60	7Bet UMi	2.0810	3950.0	83	31635	No

43	GOM_NL__2PRFIN20080319_033447_000000362067_00018_31635_4658.N1	19-MAR-2008 03:34:47	Bright	35.500	89	5Alp Cep	2.4510	8000.0	71	31635	No
44	GOM_NL__2PRFIN20080319_033954_000000372067_00018_31635_4659.N1	19-MAR-2008 03:39:54	Bright	36.500	19	50Alp Cyg	1.2460	10500.	73	31635	No
45	GOM_NL__2PRFIN20080319_034129_000000382067_00018_31635_4660.N1	19-MAR-2008 03:41:29	Bright	37.500	66	37Gam Cyg	2.2080	5900.0	75	31635	No
46	GOM_NL__2PRFIN20080319_034315_000000382067_00018_31635_4661.N1	19-MAR-2008 03:43:15	Bright	37.500	92	53Eps Cyg	2.5000	4500.0	75	31635	No
47	GOM_NL__2PRFIN20080319_035151_000000532067_00018_31635_4662.N1	19-MAR-2008 03:51:51	Twilight	52.500	11	53Alp Aql	0.76500	8000.0	105	31635	No
48	GOM_NL__2PRFIN20080319_040220_000000502067_00018_31635_4663.N1	19-MAR-2008 04:02:20	Dark	49.500	155	41Pi Sgr	2.9000	6600.0	99	31635	No
49	GOM_NL__2PRFIN20080319_040425_000000482067_00018_31635_4664.N1	19-MAR-2008 04:04:25	Dark	48.000	57	34Sig Sgr	2.0660	26000.	96	31635	No
50	GOM_NL__2PRFIN20080319_040757_000000472067_00018_31635_4665.N1	19-MAR-2008 04:07:57	Dark	47.000	38	20Eps Sgr	1.8360	11000.	94	31635	No
51	GOM_NL__2PRFIN20080319_041343_000000412067_00019_31636_4670.N1	19-MAR-2008 04:13:43	Dark	41.000	141	Bet Ara	2.8400	4600.0	82	31636	No
52	GOM_NL__2PRFIN20080319_041719_000000402067_00019_31636_4671.N1	19-MAR-2008 04:17:19	Dark	39.500	134	Bet TrA	2.8100	6600.0	79	31636	No
53	GOM_NL__2PRFIN20080319_042003_000000542067_00019_31636_4672.N1	19-MAR-2008 04:20:03	Dark	54.000	4	Alp1Cen	-0.010000	5800.0	108	31636	No
54	GOM_NL__2PRFIN20080319_042212_000000482067_00019_31636_4673.N1	19-MAR-2008 04:22:12	Dark	47.500	78	Alp Lup	2.3040	28000.	95	31636	No
55	GOM_NL__2PRFIN20080319_042420_000000462067_00019_31636_4674.N1	19-MAR-2008 04:24:20	Straylight	45.500	26	Gam Cru	1.6240	2900.0	91	31636	No
56	GOM_NL__2PRFIN20080319_042607_000000392067_00019_31636_4675.N1	19-MAR-2008 04:26:07	Straylight	39.000	64	Gam Cen	2.2000	10600.	78	31636	No
57	GOM_NL__2PRFIN20080319_042825_000000482067_00019_31636_4676.N1	19-MAR-2008 04:28:25	Straylight	47.500	123	lot Cen	2.7500	10200.	95	31636	No
58	GOM_NL__2PRFIN20080319_043359_000000542067_00019_31636_4677.N1	19-MAR-2008 04:33:59	Straylight	54.000	106	9Bet Crv	2.6480	5600.0	108	31636	No
59	GOM_NL__2PRFIN20080319_043612_000000482067_00019_31636_4678.N1	19-MAR-2008 04:36:12	Twilight	48.000	100	4Gam Crv	2.5800	13100.	96	31636	No
60	GOM_NL__2PRFIN20080319_044743_000000382067_00019_31636_4679.N1	19-MAR-2008 04:47:43	Bright	37.500	51	41Gam1Leo	2.0100	4500.0	75	31636	No
61	GOM_NL__2PRFIN20080319_045515_000000392067_00019_31636_4680.N1	19-MAR-2008 04:55:15	Bright	38.500	174	52Psi UMa	3.0040	4400.0	77	31636	No
62	GOM_NL__2PRFIN20080319_045829_000000372067_00019_31636_4681.N1	19-MAR-2008 04:58:29	Bright	36.500	82	48Bet UMa	2.3650	10600.	73	31636	No
63	GOM_NL__2PRFIN20080319_045959_000000382067_00019_31636_4682.N1	19-MAR-2008 04:59:59	Bright	38.000	36	50Alp UMa	1.8000	6300.0	76	31636	No
64	GOM_NL__2PRFIN20080319_050657_000000412067_00019_31636_4683.N1	19-MAR-2008 05:06:57	Bright	40.500	60	7Bet UMi	2.0810	3950.0	81	31636	No
65	GOM_NL__2PRFIN20080319_051523_000000352067_00019_31636_4684.N1	19-MAR-2008 05:15:23	Bright	35.000	89	5Alp Cep	2.4510	8000.0	70	31636	No
66	GOM_NL__2PRFIN20080319_052030_000000362067_00019_31636_4685.N1	19-MAR-2008 05:20:30	Bright	35.500	19	50Alp Cyg	1.2460	10500.	71	31636	No
67	GOM_NL__2PRFIN20080319_052205_000000392067_00019_31636_4686.N1	19-MAR-2008 05:22:05	Bright	38.500	66	37Gam Cyg	2.2080	5900.0	77	31636	No
68	GOM_NL__2PRFIN20080319_052351_000000362067_00019_31636_4687.N1	19-MAR-2008 05:23:51	Bright	35.500	92	53Eps Cyg	2.5000	4500.0	71	31636	No
69	GOM_NL__2PRFIN20080319_053227_000000532067_00019_31636_4688.N1	19-MAR-2008 05:32:27	Twilight	53.000	11	53Alp Aql	0.76500	8000.0	106	31636	No
70	GOM_NL__2PRFIN20080319_054257_000000502067_00019_31636_4689.N1	19-MAR-2008 05:42:57	Dark	50.000	155	41Pi Sgr	2.9000	6600.0	100	31636	No
71	GOM_NL__2PRFIN20080319_054502_000000482067_00019_31636_4690.N1	19-MAR-2008 05:45:02	Dark	48.000	57	34Sig Sgr	2.0660	26000.	96	31636	No
72	GOM_NL__2PRFIN20080319_054834_000000462067_00019_31636_4691.N1	19-MAR-2008 05:48:34	Dark	45.500	38	20Eps Sgr	1.8360	11000.	91	31636	No
73	GOM_NL__2PRFIN20080319_055420_000000432067_00020_31637_4690.N1	19-MAR-2008 05:54:20	Dark	42.500	141	Bet Ara	2.8400	4600.0	85	31637	No
74	GOM_NL__2PRFIN20080319_055755_000000392067_00020_31637_4691.N1	19-MAR-2008 05:57:55	Dark	39.000	134	Bet TrA	2.8100	6600.0	78	31637	No
75	GOM_NL__2PRFIN20080319_060039_000000452067_00020_31637_4692.N1	19-MAR-2008 06:00:39	Dark	45.000	4	Alp1Cen	-0.010000	5800.0	90	31637	No
76	GOM_NL__2PRFIN20080319_060248_000000462067_00020_31637_4693.N1	19-MAR-2008 06:02:48	Dark	45.500	78	Alp Lup	2.3040	28000.	91	31637	No
77	GOM_NL__2PRFIN20080319_060456_000000542067_00020_31637_4694.N1	19-MAR-2008 06:04:56	Straylight	54.000	26	Gam Cru	1.6240	2900.0	108	31637	No
78	GOM_NL__2PRFIN20080319_060643_000000442067_00020_31637_4695.N1	19-MAR-2008 06:06:43	Straylight	43.500	64	Gam Cen	2.2000	10600.	87	31637	No
79	GOM_NL__2PRFIN20080319_060901_000000492067_00020_31637_4696.N1	19-MAR-2008 06:09:01	Straylight	48.500	123	lot Cen	2.7500	10200.	97	31637	No
80	GOM_NL__2PRFIN20080319_061435_000000522067_00020_31637_4697.N1	19-MAR-2008 06:14:35	Straylight	51.500	106	9Bet Crv	2.6480	5600.0	103	31637	No
81	GOM_NL__2PRFIN20080319_061648_000000462067_00020_31637_4698.N1	19-MAR-2008 06:16:48	Twilight	46.000	100	4Gam Crv	2.5800	13100.	92	31637	No
82	GOM_NL__2PRFIN20080319_062819_000000382067_00020_31637_4699.N1	19-MAR-2008 06:28:19	Bright	37.500	51	41Gam1Leo	2.0100	4500.0	75	31637	No
83	GOM_NL__2PRFIN20080319_063550_000000392067_00020_31637_4700.N1	19-MAR-2008 06:35:50	Bright	38.500	174	52Psi UMa	3.0040	4400.0	77	31637	No
84	GOM_NL__2PRFIN20080319_063905_000000372067_00020_31637_4701.N1	19-MAR-2008 06:39:05	Bright	37.000	82	48Bet UMa	2.3650	10600.	74	31637	No
85	GOM_NL__2PRFIN20080319_064035_000000382067_00020_31637_4702.N1	19-MAR-2008 06:40:35	Bright	37.500	36	50Alp UMa	1.8000	6300.0	75	31637	No
86	GOM_NL__2PRFIN20080319_064733_000000422067_00020_31637_4703.N1	19-MAR-2008 06:47:33	Bright	41.500	60	7Bet UMi	2.0810	3950.0	83	31637	No
87	GOM_NL__2PRFIN20080319_065559_000000362067_00020_31637_4704.N1	19-MAR-2008 06:55:59	Bright	35.500	89	5Alp Cep	2.4510	8000.0	71	31637	No
88	GOM_NL__2PRFIN20080319_070106_000000362067_00020_31637_4705.N1	19-MAR-2008 07:01:06	Bright	36.000	19	50Alp Cyg	1.2460	10500.	72	31637	No
89	GOM_NL__2PRFIN20080319_070241_000000392067_00020_31637_4706.N1	19-MAR-2008 07:02:41	Bright	39.000	66	37Gam Cyg	2.2080	5900.0	78	31637	No
90	GOM_NL__2PRFIN20080319_070427_000000382067_00020_31637_4707.N1	19-MAR-2008 07:04:27	Bright	37.500	92	53Eps Cyg	2.5000	4500.0	75	31637	No
91	GOM_NL__2PRFIN20080319_071304_000000502067_00020_31637_4708.N1	19-MAR-2008 07:13:04	Twilight	50.000	11	53Alp Aql	0.76500	8000.0	100	31637	No
92	GOM_NL__2PRFIN20080319_072334_000000482067_00020_31637_4709.N1	19-MAR-2008 07:23:34	Dark	48.000	155	41Pi Sgr	2.9000	6600.0	96	31637	No
93	GOM_NL__2PRFIN20080319_072539_000000512067_00020_31637_4710.N1	19-MAR-2008 07:25:39	Dark	50.500	57	34Sig Sgr	2.0660	26000.	101	31637	No
94	GOM_NL__2PRFIN20080319_072911_000000522067_00020_31637_4711.N1	19-MAR-2008 07:29:11	Dark	51.500	38	20Eps Sgr	1.8360	11000.	103	31637	No
95	GOM_NL__2PRFIN20080319_073456_000000502067_00021_31638_4697.N1	19-MAR-2008 07:34:56	Dark	50.000	141	Bet Ara	2.8400	4600.0	100	31638	No
96	GOM_NL__2PRFIN20080319_073832_000000392067_00021_31638_4698.N1	19-MAR-2008 07:38:32	Dark	38.500	134	Bet TrA	2.8100	6600.0	77	31638	No
97	GOM_NL__2PRFIN20080319_074116_000000472067_00021_31638_4699.N1	19-MAR-2008 07:41:16	Dark	46.500	4	Alp1Cen	-0.010000	5800.0	93	31638	No
98	GOM_NL__2PRFIN20080319_074325_000000462067_00021_31638_4700.N1	19-MAR-2008 07:43:25	Dark	46.000	78	Alp Lup	2.3040	28000.	92	31638	No
99	GOM_NL__2PRFIN20080319_074533_000000442067_00021_31638_4701.N1	19-MAR-2008 07:45:33	Straylight	44.000	26	Gam Cru	1.6240	2900.0	88	31638	No
100	GOM_NL__2PRFIN20080319_074720_000000432067_00021_31638_4702.N1	19-MAR-2008 07:47:20	Straylight	43.000	64	Gam Cen	2.2000	10600.	86	31638	No
101	GOM_NL__2PRFIN20080319_074938_000000472067_00021_31638_4703.N1	19-MAR-2008 07:49:38	Straylight	46.500	123	lot Cen	2.7500	10200.	93	31638	No

102	GOM_NL__2PRFIN20080319_075511_000000552067_00021_31638_4704.N1	19-MAR-2008 07:55:11	Straylight	54.500	106	9Bet Crv	2.6480	5600.0	109	31638	No
103	GOM_NL__2PRFIN20080319_075724_000000482067_00021_31638_4705.N1	19-MAR-2008 07:57:24	Twilight_stray	47.500	100	4Gam Crv	2.5800	13100.	95	31638	No
104	GOM_NL__2PRFIN20080319_080855_000000382067_00021_31638_4706.N1	19-MAR-2008 08:08:55	Bright	38.000	51	41Gam1Leo	2.0100	4500.0	76	31638	No
105	GOM_NL__2PRFIN20080319_081626_000000372067_00021_31638_4707.N1	19-MAR-2008 08:16:26	Bright	37.000	174	52Psi UMa	3.0040	4400.0	74	31638	No
106	GOM_NL__2PRFIN20080319_081941_000000362067_00021_31638_4708.N1	19-MAR-2008 08:19:41	Bright	36.000	82	48Bet UMa	2.3650	10600.	72	31638	No
107	GOM_NL__2PRFIN20080319_082111_000000382067_00021_31638_4709.N1	19-MAR-2008 08:21:11	Bright	38.000	36	50Alp UMa	1.8000	6300.0	76	31638	No
108	GOM_NL__2PRFIN20080319_082808_000000382067_00021_31638_4710.N1	19-MAR-2008 08:28:08	Bright	38.000	60	7Bet UMi	2.0810	3950.0	76	31638	No
109	GOM_NL__2PRFIN20080319_083635_000000362067_00021_31638_4711.N1	19-MAR-2008 08:36:35	Bright	35.500	89	5Alp Cep	2.4510	8000.0	71	31638	No
110	GOM_NL__2PRFIN20080319_084142_000000372067_00021_31638_4712.N1	19-MAR-2008 08:41:42	Bright	37.000	19	50Alp Cyg	1.2460	10500.	74	31638	No
111	GOM_NL__2PRFIN20080319_084317_000000392067_00021_31638_4713.N1	19-MAR-2008 08:43:17	Bright	39.000	66	37Gam Cyg	2.2080	5900.0	78	31638	No
112	GOM_NL__2PRFIN20080319_084503_000000362067_00021_31638_4714.N1	19-MAR-2008 08:45:03	Bright	35.500	92	53Eps Cyg	2.5000	4500.0	71	31638	No
113	GOM_NL__2PRFIN20080319_085340_000000572067_00021_31638_4715.N1	19-MAR-2008 08:53:40	Twilight_stray	56.500	11	53Alp Aql	0.76500	8000.0	113	31638	No
114	GOM_NL__2PRFIN20080319_090411_000000462067_00021_31638_4716.N1	19-MAR-2008 09:04:11	Dark	46.000	155	41Pi Sgr	2.9000	6600.0	92	31638	No
115	GOM_NL__2PRFIN20080319_090616_000000482067_00021_31638_4717.N1	19-MAR-2008 09:06:16	Dark	47.500	57	34Sig Sgr	2.0660	26000.	95	31638	No
116	GOM_NL__2PRFIN20080319_090948_000000482067_00021_31638_4718.N1	19-MAR-2008 09:09:48	Dark	48.000	38	20Eps Sgr	1.8360	11000.	96	31638	No
117	GOM_NL__2PRFIN20080319_091533_000000472067_00022_31639_4702.N1	19-MAR-2008 09:15:33	Dark	46.500	141	Bet Ara	2.8400	4600.0	93	31639	No
118	GOM_NL__2PRFIN20080319_091908_000000382067_00022_31639_4703.N1	19-MAR-2008 09:19:08	Dark	38.000	134	Bet TrA	2.8100	6600.0	76	31639	No
119	GOM_NL__2PRFIN20080319_092152_000000552067_00022_31639_4704.N1	19-MAR-2008 09:21:52	Dark	55.000	4	Alp1Cen	-0.010000	5800.0	110	31639	No
120	GOM_NL__2PRFIN20080319_092402_000000482067_00022_31639_4705.N1	19-MAR-2008 09:24:02	Dark	47.500	78	Alp Lup	2.3040	28000.	95	31639	No
121	GOM_NL__2PRFIN20080319_092609_000000432067_00022_31639_4706.N1	19-MAR-2008 09:26:09	Straylight	43.000	26	Gam Cru	1.6240	2900.0	86	31639	No
122	GOM_NL__2PRFIN20080319_092756_000000442067_00022_31639_4707.N1	19-MAR-2008 09:27:56	Straylight	43.500	64	Gam Cen	2.2000	10600.	87	31639	No
123	GOM_NL__2PRFIN20080319_093014_000000482067_00022_31639_4708.N1	19-MAR-2008 09:30:14	Straylight	47.500	123	lot Cen	2.7500	10200.	95	31639	No
124	GOM_NL__2PRFIN20080319_093547_000000522067_00022_31639_4709.N1	19-MAR-2008 09:35:47	Straylight	51.500	106	9Bet Crv	2.6480	5600.0	103	31639	No
125	GOM_NL__2PRFIN20080319_093800_000000442067_00022_31639_4710.N1	19-MAR-2008 09:38:00	Twilight_stray	44.000	100	4Gam Crv	2.5800	13100.	88	31639	No
126	GOM_NL__2PRFIN20080319_094931_000000392067_00022_31639_4711.N1	19-MAR-2008 09:49:31	Bright	39.000	51	41Gam1Leo	2.0100	4500.0	78	31639	No
127	GOM_NL__2PRFIN20080319_095702_000000382067_00022_31639_4712.N1	19-MAR-2008 09:57:02	Bright	38.000	174	52Psi UMa	3.0040	4400.0	76	31639	No
128	GOM_NL__2PRFIN20080319_100016_000000372067_00022_31639_4713.N1	19-MAR-2008 10:00:16	Bright	37.000	82	48Bet UMa	2.3650	10600.	74	31639	No
129	GOM_NL__2PRFIN20080319_100147_000000392067_00022_31639_4714.N1	19-MAR-2008 10:01:47	Bright	38.500	36	50Alp UMa	1.8000	6300.0	77	31639	No
130	GOM_NL__2PRFIN20080319_100844_000000412067_00022_31639_4715.N1	19-MAR-2008 10:08:44	Bright	41.000	60	7Bet UMi	2.0810	3950.0	82	31639	No
131	GOM_NL__2PRFIN20080319_101710_000000362067_00022_31639_4716.N1	19-MAR-2008 10:17:10	Bright	35.500	89	5Alp Cep	2.4510	8000.0	71	31639	No
132	GOM_NL__2PRFIN20080319_102218_000000382067_00022_31639_4717.N1	19-MAR-2008 10:22:18	Bright	37.500	19	50Alp Cyg	1.2460	10500.	75	31639	No
133	GOM_NL__2PRFIN20080319_102353_000000392067_00022_31639_4718.N1	19-MAR-2008 10:23:53	Bright	39.000	66	37Gam Cyg	2.2080	5900.0	78	31639	No
134	GOM_NL__2PRFIN20080319_102540_000000382067_00022_31639_4719.N1	19-MAR-2008 10:25:40	Bright	37.500	92	53Eps Cyg	2.5000	4500.0	75	31639	No
135	GOM_NL__2PRFIN20080319_103417_000000522067_00022_31639_4720.N1	19-MAR-2008 10:34:17	Twilight_stray	52.000	11	53Alp Aql	0.76500	8000.0	104	31639	No
136	GOM_NL__2PRFIN20080319_104448_000000482067_00022_31639_4721.N1	19-MAR-2008 10:44:48	Dark	47.500	155	41Pi Sgr	2.9000	6600.0	95	31639	No
137	GOM_NL__2PRFIN20080319_104653_000000472067_00022_31639_4722.N1	19-MAR-2008 10:46:53	Dark	46.500	57	34Sig Sgr	2.0660	26000.	93	31639	No
138	GOM_NL__2PRFIN20080319_105025_000000502067_00022_31639_4723.N1	19-MAR-2008 10:50:25	Dark	49.500	38	20Eps Sgr	1.8360	11000.	99	31639	No
139	GOM_NL__2PRFIN20080319_105609_000000452067_00023_31640_4735.N1	19-MAR-2008 10:56:09	Dark	44.500	141	Bet Ara	2.8400	4600.0	89	31640	No
140	GOM_NL__2PRFIN20080319_105945_000000402067_00023_31640_4736.N1	19-MAR-2008 10:59:45	Dark	39.500	134	Bet TrA	2.8100	6600.0	79	31640	No
141	GOM_NL__2PRFIN20080319_110229_000000442067_00023_31640_4737.N1	19-MAR-2008 11:02:29	Dark	44.000	4	Alp1Cen	-0.010000	5800.0	88	31640	No
142	GOM_NL__2PRFIN20080319_110438_000000492067_00023_31640_4738.N1	19-MAR-2008 11:04:38	Dark	49.000	78	Alp Lup	2.3040	28000.	98	31640	No
143	GOM_NL__2PRFIN20080319_110645_000000442067_00023_31640_4739.N1	19-MAR-2008 11:06:45	Straylight	43.500	26	Gam Cru	1.6240	2900.0	87	31640	No
144	GOM_NL__2PRFIN20080319_110832_000000412067_00023_31640_4740.N1	19-MAR-2008 11:08:32	Straylight	41.000	64	Gam Cen	2.2000	10600.	82	31640	No
145	GOM_NL__2PRFIN20080319_111051_000000462067_00023_31640_4741.N1	19-MAR-2008 11:10:51	Straylight	46.000	123	lot Cen	2.7500	10200.	92	31640	No
146	GOM_NL__2PRFIN20080319_111623_000000482067_00023_31640_4742.N1	19-MAR-2008 11:16:23	Straylight	47.500	106	9Bet Crv	2.6480	5600.0	95	31640	No
147	GOM_NL__2PRFIN20080319_111836_000000472067_00023_31640_4743.N1	19-MAR-2008 11:18:36	Twilight_stray	46.500	100	4Gam Crv	2.5800	13100.	93	31640	No
148	GOM_NL__2PRFIN20080319_113007_000000362067_00023_31640_4744.N1	19-MAR-2008 11:30:07	Bright	36.000	51	41Gam1Leo	2.0100	4500.0	72	31640	No
149	GOM_NL__2PRFIN20080319_113737_000000562067_00023_31640_4745.N1	19-MAR-2008 11:37:37	Bright	56.000	174	52Psi UMa	3.0040	4400.0	112	31640	No
150	GOM_NL__2PRFIN20080319_114052_000000372067_00023_31640_4746.N1	19-MAR-2008 11:40:52	Bright	37.000	82	48Bet UMa	2.3650	10600.	74	31640	No
151	GOM_NL__2PRFIN20080319_114222_000000392067_00023_31640_4747.N1	19-MAR-2008 11:42:22	Bright	38.500	36	50Alp UMa	1.8000	6300.0	77	31640	No
152	GOM_NL__2PRFIN20080319_114919_000000422067_00023_31640_4748.N1	19-MAR-2008 11:49:19	Bright	41.500	60	7Bet UMi	2.0810	3950.0	83	31640	No
153	GOM_NL__2PRFIN20080319_115746_000000352067_00023_31640_4749.N1	19-MAR-2008 11:57:46	Bright	35.000	89	5Alp Cep	2.4510	8000.0	70	31640	No
154	GOM_NL__2PRFIN20080319_120254_000000372067_00023_31640_4750.N1	19-MAR-2008 12:02:54	Bright	37.000	19	50Alp Cyg	1.2460	10500.	74	31640	No
155	GOM_NL__2PRFIN20080319_120429_000000372067_00023_31640_4751.N1	19-MAR-2008 12:04:29	Bright	36.500	66	37Gam Cyg	2.2080	5900.0	73	31640	No
156	GOM_NL__2PRFIN20080319_120615_000000362067_00023_31640_4752.N1	19-MAR-2008 12:06:15	Bright	36.000	92	53Eps Cyg	2.5000	4500.0	72	31640	No
157	GOM_NL__2PRFIN20080319_121453_000000552067_00023_31640_4753.N1	19-MAR-2008 12:14:53	Twilight_stray	54.500	11	53Alp Aql	0.76500	8000.0	109	31640	No
158	GOM_NL__2PRFIN20080319_122524_000000472067_00023_31640_4754.N1	19-MAR-2008 12:25:24	Dark	47.000	155	41Pi Sgr	2.9000	6600.0	94	31640	No
159	GOM_NL__2PRFIN20080319_122730_000000472067_00023_31640_4755.N1	19-MAR-2008 12:27:30	Dark	46.500	57	34Sig Sgr	2.0660	26000.	93	31640	No
160	GOM_NL__2PRFIN20080319_123102_000000472067_00023_31640_4756.N1	19-MAR-2008 12:31:02	Dark	46.500	38	20Eps Sgr	1.8360	11000.	93	31640	No

161	GOM_NL__2PRFIN20080319_123646_000000422067_00024_31641_5176.N1	19-MAR-2008 12:36:46	Dark	41.500	141	Bet Ara	2.8400	4600.0	83	31641	No
162	GOM_NL__2PRFIN20080319_124021_000000392067_00024_31641_5177.N1	19-MAR-2008 12:40:21	Dark	39.000	134	Bet TrA	2.8100	6600.0	78	31641	No
163	GOM_NL__2PRFIN20080319_124305_000000572067_00024_31641_5178.N1	19-MAR-2008 12:43:05	Dark	57.000	4	Alp1Cen	-0.010000	5800.0	114	31641	No
164	GOM_NL__2PRFIN20080319_124515_000000472067_00024_31641_5179.N1	19-MAR-2008 12:45:15	Dark	47.000	78	Alp Lup	2.3040	28000.	94	31641	No
165	GOM_NL__2PRFIN20080319_124721_000000452067_00024_31641_5180.N1	19-MAR-2008 12:47:21	Straylight	44.500	26	Gam Cru	1.6240	2900.0	89	31641	No
166	GOM_NL__2PRFIN20080319_124909_000000432067_00024_31641_5181.N1	19-MAR-2008 12:49:09	Straylight	43.000	64	Gam Cen	2.2000	10600.	86	31641	No
167	GOM_NL__2PRFIN20080319_125127_000000472067_00024_31641_5182.N1	19-MAR-2008 12:51:27	Straylight	47.000	123	lot Cen	2.7500	10200.	94	31641	No
168	GOM_NL__2PRFIN20080319_125659_000000502067_00024_31641_5183.N1	19-MAR-2008 12:56:59	Straylight	50.000	106	9Bet Crv	2.6480	5600.0	100	31641	No
169	GOM_NL__2PRFIN20080319_125912_000000462067_00024_31641_5184.N1	19-MAR-2008 12:59:12	Tw_i_and_stray	46.000	100	4Gam Crv	2.5800	13100.	92	31641	No
170	GOM_NL__2PRFIN20080319_131043_000000372067_00024_31641_5185.N1	19-MAR-2008 13:10:43	Bright	36.500	51	41Gam1Leo	2.0100	4500.0	73	31641	No
171	GOM_NL__2PRFIN20080319_131813_000000382067_00024_31641_5186.N1	19-MAR-2008 13:18:13	Bright	37.500	174	52Psi UMa	3.0040	4400.0	75	31641	No
172	GOM_NL__2PRFIN20080319_132127_000000372067_00024_31641_5187.N1	19-MAR-2008 13:21:27	Bright	37.000	82	48Bet UMa	2.3650	10600.	74	31641	No
173	GOM_NL__2PRFIN20080319_132258_000000382067_00024_31641_5188.N1	19-MAR-2008 13:22:58	Bright	37.500	36	50Alp UMa	1.8000	6300.0	75	31641	No
174	GOM_NL__2PRFIN20080319_132955_000000402067_00024_31641_5189.N1	19-MAR-2008 13:29:55	Bright	39.500	60	7Bet UMi	2.0810	3950.0	79	31641	No
175	GOM_NL__2PRFIN20080319_133822_000000362067_00024_31641_5190.N1	19-MAR-2008 13:38:22	Bright	36.000	89	5Alp Cep	2.4510	8000.0	72	31641	No
176	GOM_NL__2PRFIN20080319_134330_000000372067_00024_31641_5191.N1	19-MAR-2008 13:43:30	Bright	36.500	19	50Alp Cyg	1.2460	10500.	73	31641	No
177	GOM_NL__2PRFIN20080319_134505_000000402067_00024_31641_5192.N1	19-MAR-2008 13:45:05	Bright	39.500	66	37Gam Cyg	2.2080	5900.0	79	31641	No
178	GOM_NL__2PRFIN20080319_134651_000000372067_00024_31641_5193.N1	19-MAR-2008 13:46:51	Bright	36.500	92	53Eps Cyg	2.5000	4500.0	73	31641	No
179	GOM_NL__2PRFIN20080319_135529_000000542067_00024_31641_5194.N1	19-MAR-2008 13:55:29	Tw_i_and_stray	53.500	11	53Alp Aql	0.76500	8000.0	107	31641	No
180	GOM_NL__2PRFIN20080319_140601_000000482067_00024_31641_5195.N1	19-MAR-2008 14:06:01	Dark	47.500	155	41Pi Sgr	2.9000	6600.0	95	31641	No
181	GOM_NL__2PRFIN20080319_140807_000000482067_00024_31641_5196.N1	19-MAR-2008 14:08:07	Dark	47.500	57	34Sig Sgr	2.0660	26000.	95	31641	No
182	GOM_NL__2PRFIN20080319_141138_000000482067_00024_31641_5197.N1	19-MAR-2008 14:11:38	Dark	47.500	38	20Eps Sgr	1.8360	11000.	95	31641	No
183	GOM_NL__2PRFIN20080319_141723_000000432067_00025_31642_5112.N1	19-MAR-2008 14:17:23	Dark	42.500	141	Bet Ara	2.8400	4600.0	85	31642	No
184	GOM_NL__2PRFIN20080319_142058_000000402067_00025_31642_5113.N1	19-MAR-2008 14:20:58	Dark	40.000	134	Bet TrA	2.8100	6600.0	80	31642	No
185	GOM_NL__2PRFIN20080319_142341_000000462067_00025_31642_5114.N1	19-MAR-2008 14:23:41	Dark	45.500	4	Alp1Cen	-0.010000	5800.0	91	31642	No
186	GOM_NL__2PRFIN20080319_142552_000000472067_00025_31642_5115.N1	19-MAR-2008 14:25:52	Dark	47.000	78	Alp Lup	2.3040	28000.	94	31642	No
187	GOM_NL__2PRFIN20080319_142758_000000482067_00025_31642_5116.N1	19-MAR-2008 14:27:58	Straylight	47.500	26	Gam Cru	1.6240	2900.0	95	31642	No
188	GOM_NL__2PRFIN20080319_142945_000000432067_00025_31642_5117.N1	19-MAR-2008 14:29:45	Straylight	42.500	64	Gam Cen	2.2000	10600.	85	31642	No
189	GOM_NL__2PRFIN20080319_143204_000000482067_00025_31642_5118.N1	19-MAR-2008 14:32:04	Straylight	48.000	123	lot Cen	2.7500	10200.	96	31642	No
190	GOM_NL__2PRFIN20080319_143736_000000512067_00025_31642_5119.N1	19-MAR-2008 14:37:36	Straylight	51.000	106	9Bet Crv	2.6480	5600.0	102	31642	No
191	GOM_NL__2PRFIN20080319_143948_000000442067_00025_31642_5120.N1	19-MAR-2008 14:39:48	Tw_i_and_stray	44.000	100	4Gam Crv	2.5800	13100.	88	31642	No
192	GOM_NL__2PRFIN20080319_145119_000000372067_00025_31642_5121.N1	19-MAR-2008 14:51:19	Bright	36.500	51	41Gam1Leo	2.0100	4500.0	73	31642	No
193	GOM_NL__2PRFIN20080319_145849_000000562067_00025_31642_5122.N1	19-MAR-2008 14:58:49	Bright	56.000	174	52Psi UMa	3.0040	4400.0	112	31642	No
194	GOM_NL__2PRFIN20080319_150203_000000372067_00025_31642_5123.N1	19-MAR-2008 15:02:03	Bright	36.500	82	48Bet UMa	2.3650	10600.	73	31642	No
195	GOM_NL__2PRFIN20080319_150334_000000392067_00025_31642_5124.N1	19-MAR-2008 15:03:34	Bright	38.500	36	50Alp UMa	1.8000	6300.0	77	31642	No
196	GOM_NL__2PRFIN20080319_151031_000000392067_00025_31642_5125.N1	19-MAR-2008 15:10:31	Bright	39.000	60	7Bet UMi	2.0810	3950.0	78	31642	No
197	GOM_NL__2PRFIN20080319_151858_000000372067_00025_31642_5126.N1	19-MAR-2008 15:18:58	Bright	36.500	89	5Alp Cep	2.4510	8000.0	73	31642	No
198	GOM_NL__2PRFIN20080319_152406_000000372067_00025_31642_5127.N1	19-MAR-2008 15:24:06	Bright	37.000	19	50Alp Cyg	1.2460	10500.	74	31642	No
199	GOM_NL__2PRFIN20080319_152541_000000472067_00025_31642_5128.N1	19-MAR-2008 15:25:41	Bright	47.000	66	37Gam Cyg	2.2080	5900.0	94	31642	No
200	GOM_NL__2PRFIN20080319_152728_000000382067_00025_31642_5129.N1	19-MAR-2008 15:27:28	Bright	37.500	92	53Eps Cyg	2.5000	4500.0	75	31642	No
201	GOM_NL__2PRFIN20080319_153606_000000502067_00025_31642_5130.N1	19-MAR-2008 15:36:06	Tw_i_and_stray	49.500	11	53Alp Aql	0.76500	8000.0	99	31642	No
202	GOM_NL__2PRFIN20080319_154638_000000492067_00025_31642_5131.N1	19-MAR-2008 15:46:38	Dark	49.000	155	41Pi Sgr	2.9000	6600.0	98	31642	No
203	GOM_NL__2PRFIN20080319_154843_000000502067_00025_31642_5132.N1	19-MAR-2008 15:48:43	Dark	49.500	57	34Sig Sgr	2.0660	26000.	99	31642	No
204	GOM_NL__2PRFIN20080319_155216_000000492067_00025_31642_5133.N1	19-MAR-2008 15:52:16	Dark	48.500	38	20Eps Sgr	1.8360	11000.	97	31642	No
205	GOM_NL__2PRFIN20080319_155759_000000432067_00026_31643_5119.N1	19-MAR-2008 15:57:59	Dark	42.500	141	Bet Ara	2.8400	4600.0	85	31643	No
206	GOM_NL__2PRFIN20080319_160134_000000382067_00026_31643_5120.N1	19-MAR-2008 16:01:34	Dark	38.000	134	Bet TrA	2.8100	6600.0	76	31643	No
207	GOM_NL__2PRFIN20080319_160418_000000422067_00026_31643_5121.N1	19-MAR-2008 16:04:18	Dark	42.000	4	Alp1Cen	-0.010000	5800.0	84	31643	No
208	GOM_NL__2PRFIN20080319_160629_000000462067_00026_31643_5122.N1	19-MAR-2008 16:06:29	Dark	46.000	78	Alp Lup	2.3040	28000.	92	31643	No
209	GOM_NL__2PRFIN20080319_160834_000000462067_00026_31643_5123.N1	19-MAR-2008 16:08:34	Straylight	45.500	26	Gam Cru	1.6240	2900.0	91	31643	No
210	GOM_NL__2PRFIN20080319_161022_000000412067_00026_31643_5124.N1	19-MAR-2008 16:10:22	Straylight	41.000	64	Gam Cen	2.2000	10600.	82	31643	No
211	GOM_NL__2PRFIN20080319_161240_000000482067_00026_31643_5125.N1	19-MAR-2008 16:12:40	Straylight	47.500	123	lot Cen	2.7500	10200.	95	31643	No
212	GOM_NL__2PRFIN20080319_161812_000000542067_00026_31643_5126.N1	19-MAR-2008 16:18:12	Straylight	54.000	106	9Bet Crv	2.6480	5600.0	108	31643	No
213	GOM_NL__2PRFIN20080319_162025_000000482067_00026_31643_5127.N1	19-MAR-2008 16:20:25	Tw_i_and_stray	47.500	100	4Gam Crv	2.5800	13100.	95	31643	No
214	GOM_NL__2PRFIN20080319_163155_000000372067_00026_31643_5128.N1	19-MAR-2008 16:31:55	Bright	36.500	51	41Gam1Leo	2.0100	4500.0	73	31643	No
215	GOM_NL__2PRFIN20080319_163924_000000392067_00026_31643_5129.N1	19-MAR-2008 16:39:24	Bright	39.000	174	52Psi UMa	3.0040	4400.0	78	31643	No
216	GOM_NL__2PRFIN20080319_164239_000000372067_00026_31643_5130.N1	19-MAR-2008 16:42:39	Bright	37.000	82	48Bet UMa	2.3650	10600.	74	31643	No
217	GOM_NL__2PRFIN20080319_164409_000000392067_00026_31643_5131.N1	19-MAR-2008 16:44:09	Bright	38.500	36	50Alp UMa	1.8000	6300.0	77	31643	No
218	GOM_NL__2PRFIN20080319_165106_000000422067_00026_31643_5132.N1	19-MAR-2008 16:51:06	Bright	42.000	60	7Bet UMi	2.0810	3950.0	84	31643	No
219	GOM_NL__2PRFIN20080319_165934_000000372067_00026_31643_5133.N1	19-MAR-2008 16:59:34	Bright	36.500	89	5Alp Cep	2.4510	8000.0	73	31643	No

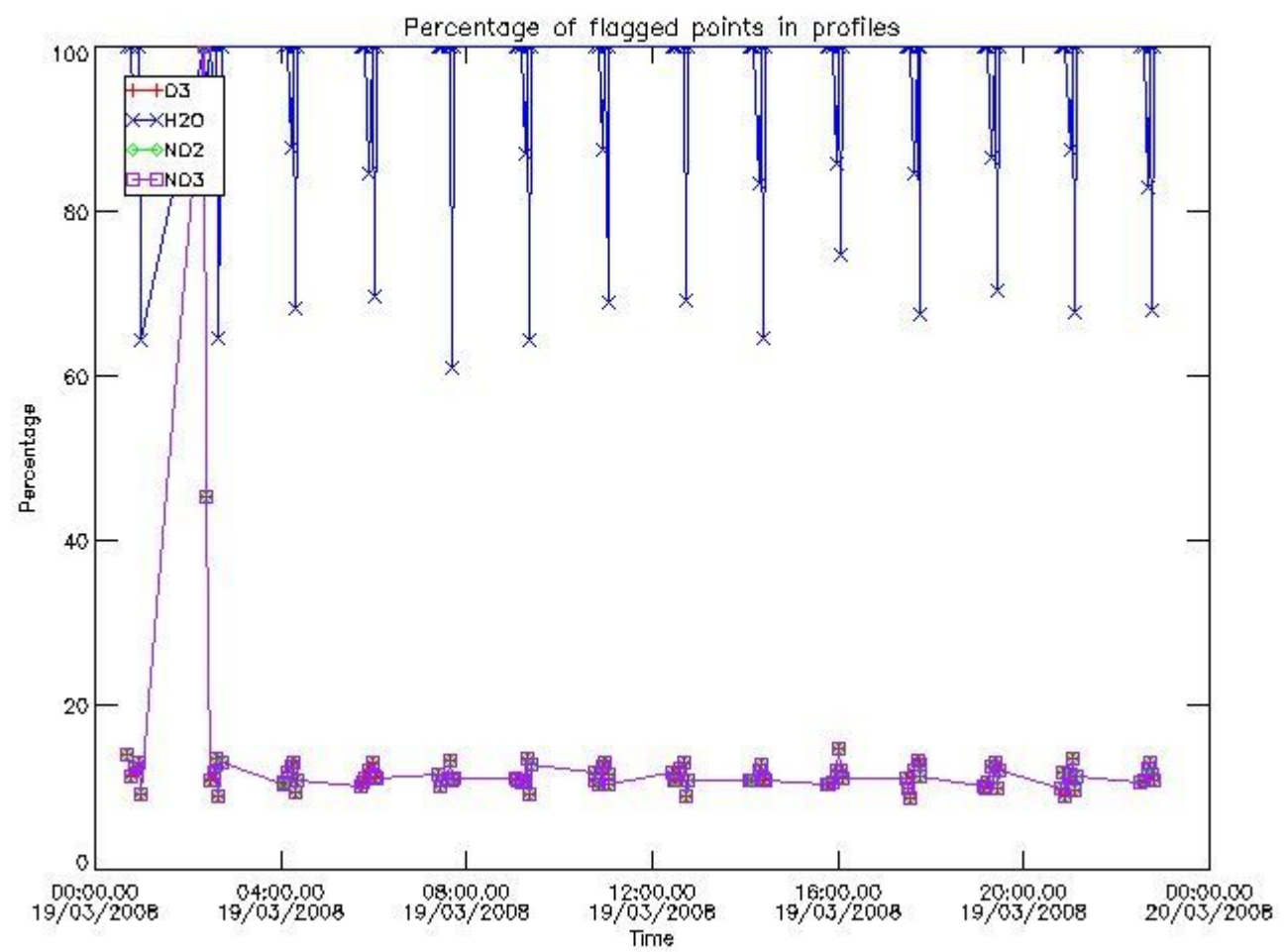
220	GOM_NL__2PRFIN20080319_170442_000000382067_00026_31643_5134.N1	19-MAR-2008 17:04:42	Bright	37.500	19	50Alp Cyg	1.2460	10500.	75	31643	No
221	GOM_NL__2PRFIN20080319_170617_000000402067_00026_31643_5135.N1	19-MAR-2008 17:06:17	Bright	39.500	66	37Gam Cyg	2.2080	5900.0	79	31643	No
222	GOM_NL__2PRFIN20080319_170804_000000382067_00026_31643_5136.N1	19-MAR-2008 17:08:04	Bright	38.000	92	53Eps Cyg	2.5000	4500.0	76	31643	No
223	GOM_NL__2PRFIN20080319_171642_000000542067_00026_31643_5137.N1	19-MAR-2008 17:16:42	Twilight	54.000	11	53Alp Aql	0.76500	8000.0	108	31643	No
224	GOM_NL__2PRFIN20080319_172715_000000462067_00026_31643_5138.N1	19-MAR-2008 17:27:15	Dark	46.000	155	41Pi Sgr	2.9000	6600.0	92	31643	No
225	GOM_NL__2PRFIN20080319_172920_000000512067_00026_31643_5139.N1	19-MAR-2008 17:29:20	Dark	51.000	57	34Sig Sgr	2.0660	26000.	102	31643	No
226	GOM_NL__2PRFIN20080319_173253_000000592067_00026_31643_5140.N1	19-MAR-2008 17:32:53	Dark	58.500	38	20Eps Sgr	1.8360	11000.	117	31643	No
227	GOM_NL__2PRFIN20080319_173836_000000432067_00027_31644_5125.N1	19-MAR-2008 17:38:36	Dark	42.500	141	Bet Ara	2.8400	4600.0	85	31644	No
228	GOM_NL__2PRFIN20080319_174211_000000392067_00027_31644_5126.N1	19-MAR-2008 17:42:11	Dark	38.500	134	Bet TrA	2.8100	6600.0	77	31644	No
229	GOM_NL__2PRFIN20080319_174454_000000442067_00027_31644_5127.N1	19-MAR-2008 17:44:54	Dark	43.500	4	Alp1Cen	-0.010000	5800.0	87	31644	No
230	GOM_NL__2PRFIN20080319_174705_000000452067_00027_31644_5128.N1	19-MAR-2008 17:47:05	Dark	45.000	78	Alp Lup	2.3040	28000.	90	31644	No
231	GOM_NL__2PRFIN20080319_174910_000000522067_00027_31644_5129.N1	19-MAR-2008 17:49:10	Straylight	51.500	26	Gam Cru	1.6240	2900.0	103	31644	No
232	GOM_NL__2PRFIN20080319_175058_000000432067_00027_31644_5130.N1	19-MAR-2008 17:50:58	Straylight	42.500	64	Gam Cen	2.2000	10600.	85	31644	No
233	GOM_NL__2PRFIN20080319_175317_000000502067_00027_31644_5131.N1	19-MAR-2008 17:53:17	Straylight	49.500	123	lot Cen	2.7500	10200.	99	31644	No
234	GOM_NL__2PRFIN20080319_175848_000000532067_00027_31644_5132.N1	19-MAR-2008 17:58:48	Straylight	53.000	106	9Bet Crv	2.6480	5600.0	106	31644	No
235	GOM_NL__2PRFIN20080319_180101_000000502067_00027_31644_5133.N1	19-MAR-2008 18:01:01	Twilight	50.000	100	4Gam Crv	2.5800	13100.	100	31644	No
236	GOM_NL__2PRFIN20080319_181231_000000372067_00027_31644_5134.N1	19-MAR-2008 18:12:31	Bright	36.500	51	41Gam1Leo	2.0100	4500.0	73	31644	No
237	GOM_NL__2PRFIN20080319_182000_000000402067_00027_31644_5135.N1	19-MAR-2008 18:20:00	Bright	39.500	174	52Psi UMa	3.0040	4400.0	79	31644	No
238	GOM_NL__2PRFIN20080319_182315_000000362067_00027_31644_5136.N1	19-MAR-2008 18:23:15	Bright	36.000	82	48Bet UMa	2.3650	10600.	72	31644	No
239	GOM_NL__2PRFIN20080319_182445_000000372067_00027_31644_5137.N1	19-MAR-2008 18:24:45	Bright	36.500	36	50Alp UMa	1.8000	6300.0	73	31644	No
240	GOM_NL__2PRFIN20080319_183142_000000412067_00027_31644_5138.N1	19-MAR-2008 18:31:42	Bright	41.000	60	7Bet UMi	2.0810	3950.0	82	31644	No
241	GOM_NL__2PRFIN20080319_184010_000000352067_00027_31644_5139.N1	19-MAR-2008 18:40:10	Bright	35.000	89	5Alp Cep	2.4510	8000.0	70	31644	No
242	GOM_NL__2PRFIN20080319_184518_000000372067_00027_31644_5140.N1	19-MAR-2008 18:45:18	Bright	37.000	19	50Alp Cyg	1.2460	10500.	74	31644	No
243	GOM_NL__2PRFIN20080319_184653_000000402067_00027_31644_5141.N1	19-MAR-2008 18:46:53	Bright	39.500	66	37Gam Cyg	2.2080	5900.0	79	31644	No
244	GOM_NL__2PRFIN20080319_184840_000000382067_00027_31644_5142.N1	19-MAR-2008 18:48:40	Bright	38.000	92	53Eps Cyg	2.5000	4500.0	76	31644	No
245	GOM_NL__2PRFIN20080319_185719_000000552067_00027_31644_5143.N1	19-MAR-2008 18:57:19	Twilight	55.000	11	53Alp Aql	0.76500	8000.0	110	31644	No
246	GOM_NL__2PRFIN20080319_190752_000000512067_00027_31644_5144.N1	19-MAR-2008 19:07:52	Dark	50.500	155	41Pi Sgr	2.9000	6600.0	101	31644	No
247	GOM_NL__2PRFIN20080319_190957_000000522067_00027_31644_5145.N1	19-MAR-2008 19:09:57	Dark	52.000	57	34Sig Sgr	2.0660	26000.	104	31644	No
248	GOM_NL__2PRFIN20080319_191330_000000492067_00027_31644_5146.N1	19-MAR-2008 19:13:30	Dark	48.500	38	20Eps Sgr	1.8360	11000.	97	31644	No
249	GOM_NL__2PRFIN20080319_191913_000000412067_00028_31645_4816.N1	19-MAR-2008 19:19:13	Dark	41.000	141	Bet Ara	2.8400	4600.0	82	31645	No
250	GOM_NL__2PRFIN20080319_192247_000000392067_00028_31645_4817.N1	19-MAR-2008 19:22:47	Dark	39.000	134	Bet TrA	2.8100	6600.0	78	31645	No
251	GOM_NL__2PRFIN20080319_192531_000000562067_00028_31645_4818.N1	19-MAR-2008 19:25:31	Dark	56.000	4	Alp1Cen	-0.010000	5800.0	112	31645	No
252	GOM_NL__2PRFIN20080319_192742_000000472067_00028_31645_4819.N1	19-MAR-2008 19:27:42	Dark	46.500	78	Alp Lup	2.3040	28000.	93	31645	No
253	GOM_NL__2PRFIN20080319_192947_000000522067_00028_31645_4820.N1	19-MAR-2008 19:29:47	Straylight	52.000	26	Gam Cru	1.6240	2900.0	104	31645	No
254	GOM_NL__2PRFIN20080319_193134_000000402067_00028_31645_4821.N1	19-MAR-2008 19:31:34	Straylight	40.000	64	Gam Cen	2.2000	10600.	80	31645	No
255	GOM_NL__2PRFIN20080319_193353_000000492067_00028_31645_4822.N1	19-MAR-2008 19:33:53	Straylight	48.500	123	lot Cen	2.7500	10200.	97	31645	No
256	GOM_NL__2PRFIN20080319_193924_000000502067_00028_31645_4823.N1	19-MAR-2008 19:39:24	Straylight	50.000	106	9Bet Crv	2.6480	5600.0	100	31645	No
257	GOM_NL__2PRFIN20080319_194137_000000492067_00028_31645_4824.N1	19-MAR-2008 19:41:37	Twilight	49.000	100	4Gam Crv	2.5800	13100.	98	31645	No
258	GOM_NL__2PRFIN20080319_195307_000000372067_00028_31645_4825.N1	19-MAR-2008 19:53:07	Bright	37.000	51	41Gam1Leo	2.0100	4500.0	74	31645	No
259	GOM_NL__2PRFIN20080319_200036_000000382067_00028_31645_4826.N1	19-MAR-2008 20:00:36	Bright	38.000	174	52Psi UMa	3.0040	4400.0	76	31645	No
260	GOM_NL__2PRFIN20080319_200350_000000372067_00028_31645_4827.N1	19-MAR-2008 20:03:50	Bright	36.500	82	48Bet UMa	2.3650	10600.	73	31645	No
261	GOM_NL__2PRFIN20080319_200521_000000392067_00028_31645_4828.N1	19-MAR-2008 20:05:21	Bright	39.000	36	50Alp UMa	1.8000	6300.0	78	31645	No
262	GOM_NL__2PRFIN20080319_201218_000000412067_00028_31645_4829.N1	19-MAR-2008 20:12:18	Bright	41.000	60	7Bet UMi	2.0810	3950.0	82	31645	No
263	GOM_NL__2PRFIN20080319_202046_000000342067_00028_31645_4830.N1	19-MAR-2008 20:20:46	Bright	33.500	89	5Alp Cep	2.4510	8000.0	67	31645	No
264	GOM_NL__2PRFIN20080319_202554_000000392067_00028_31645_4831.N1	19-MAR-2008 20:25:54	Bright	38.500	19	50Alp Cyg	1.2460	10500.	77	31645	No
265	GOM_NL__2PRFIN20080319_202729_000000402067_00028_31645_4832.N1	19-MAR-2008 20:27:29	Bright	39.500	66	37Gam Cyg	2.2080	5900.0	79	31645	No
266	GOM_NL__2PRFIN20080319_202916_000000382067_00028_31645_4833.N1	19-MAR-2008 20:29:16	Bright	37.500	92	53Eps Cyg	2.5000	4500.0	75	31645	No
267	GOM_NL__2PRFIN20080319_203755_000000532067_00028_31645_4834.N1	19-MAR-2008 20:37:55	Twilight	52.500	11	53Alp Aql	0.76500	8000.0	105	31645	No
268	GOM_NL__2PRFIN20080319_204829_000000522067_00028_31645_4835.N1	19-MAR-2008 20:48:29	Dark	52.000	155	41Pi Sgr	2.9000	6600.0	104	31645	No
269	GOM_NL__2PRFIN20080319_205034_000000482067_00028_31645_4836.N1	19-MAR-2008 20:50:34	Dark	47.500	57	34Sig Sgr	2.0660	26000.	95	31645	No
270	GOM_NL__2PRFIN20080319_205406_000000572067_00028_31645_4837.N1	19-MAR-2008 20:54:06	Dark	57.000	38	20Eps Sgr	1.8360	11000.	114	31645	No
271	GOM_NL__2PRFIN20080319_205949_000000452067_00029_31646_4824.N1	19-MAR-2008 20:59:49	Dark	44.500	141	Bet Ara	2.8400	4600.0	89	31646	No
272	GOM_NL__2PRFIN20080319_210324_000000382067_00029_31646_4825.N1	19-MAR-2008 21:03:24	Dark	38.000	134	Bet TrA	2.8100	6600.0	76	31646	No
273	GOM_NL__2PRFIN20080319_210607_000000532067_00029_31646_4826.N1	19-MAR-2008 21:06:07	Dark	53.000	4	Alp1Cen	-0.010000	5800.0	106	31646	No
274	GOM_NL__2PRFIN20080319_210819_000000452067_00029_31646_4827.N1	19-MAR-2008 21:08:19	Dark	45.000	78	Alp Lup	2.3040	28000.	90	31646	No
275	GOM_NL__2PRFIN20080319_211023_000000462067_00029_31646_4828.N1	19-MAR-2008 21:10:23	Straylight	46.000	26	Gam Cru	1.6240	2900.0	92	31646	No
276	GOM_NL__2PRFIN20080319_211211_000000412067_00029_31646_4829.N1	19-MAR-2008 21:12:11	Straylight	40.500	64	Gam Cen	2.2000	10600.	81	31646	No
277	GOM_NL__2PRFIN20080319_211430_000000462067_00029_31646_4830.N1	19-MAR-2008 21:14:30	Straylight	46.000	123	lot Cen	2.7500	10200.	92	31646	No
278	GOM_NL__2PRFIN20080319_212000_000000532067_00029_31646_4831.N1	19-MAR-2008 21:20:00	Straylight	53.000	106	9Bet Crv	2.6480	5600.0	106	31646	No

279	GOM_NL__2PRFIN20080319_212213_000000502067_00029_31646_4832.N1	19-MAR-2008 21:22:13	Twilight	50.000	100	4Gam Crv	2.5800	13100.	100	31646	No
280	GOM_NL__2PRFIN20080319_213343_000000362067_00029_31646_4833.N1	19-MAR-2008 21:33:43	Bright	36.000	51	41Gam1Leo	2.0100	4500.0	72	31646	No
281	GOM_NL__2PRFIN20080319_214111_000000362067_00029_31646_4834.N1	19-MAR-2008 21:41:11	Bright	36.000	174	52Psi UMa	3.0040	4400.0	72	31646	No
282	GOM_NL__2PRFIN20080319_214426_000000362067_00029_31646_4835.N1	19-MAR-2008 21:44:26	Bright	36.000	82	48Bet UMa	2.3650	10600.	72	31646	No
283	GOM_NL__2PRFIN20080319_214557_000000352067_00029_31646_4836.N1	19-MAR-2008 21:45:57	Bright	35.000	36	50Alp UMa	1.8000	6300.0	70	31646	No
284	GOM_NL__2PRFIN20080319_215253_000000412067_00029_31646_4837.N1	19-MAR-2008 21:52:53	Bright	41.000	60	7Bet UMi	2.0810	3950.0	82	31646	No
285	GOM_NL__2PRFIN20080319_220122_000000372067_00029_31646_4838.N1	19-MAR-2008 22:01:22	Bright	36.500	89	5Alp Cep	2.4510	8000.0	73	31646	No
286	GOM_NL__2PRFIN20080319_220630_000000362067_00029_31646_4839.N1	19-MAR-2008 22:06:30	Bright	35.500	19	50Alp Cyg	1.2460	10500.	71	31646	No
287	GOM_NL__2PRFIN20080319_220805_000000372067_00029_31646_4840.N1	19-MAR-2008 22:08:05	Bright	37.000	66	37Gam Cyg	2.2080	5900.0	74	31646	No
288	GOM_NL__2PRFIN20080319_220952_000000552067_00029_31646_4841.N1	19-MAR-2008 22:09:52	Bright	55.000	92	53Eps Cyg	2.5000	4500.0	110	31646	No
289	GOM_NL__2PRFIN20080319_221831_000000532067_00029_31646_4842.N1	19-MAR-2008 22:18:31	Twilight	53.000	11	53Alp Aql	0.76500	8000.0	106	31646	No
290	GOM_NL__2PRFIN20080319_222905_000000482067_00029_31646_4843.N1	19-MAR-2008 22:29:05	Dark	48.000	155	41Pi Sgr	2.9000	6600.0	96	31646	No
291	GOM_NL__2PRFIN20080319_223111_000000482067_00029_31646_4844.N1	19-MAR-2008 22:31:11	Dark	48.000	57	34Sig Sgr	2.0660	26000.	96	31646	No
292	GOM_NL__2PRFIN20080319_223443_000000482067_00029_31646_4845.N1	19-MAR-2008 22:34:43	Dark	47.500	38	20Eps Sgr	1.8360	11000.	95	31646	No
293	GOM_NL__2PRFIN20080319_224026_000000422067_00030_31647_4832.N1	19-MAR-2008 22:40:26	Dark	41.500	141	Bet Ara	2.8400	4600.0	83	31647	No
294	GOM_NL__2PRFIN20080319_224400_000000392067_00030_31647_4833.N1	19-MAR-2008 22:44:00	Dark	39.000	134	Bet TrA	2.8100	6600.0	78	31647	No
295	GOM_NL__2PRFIN20080319_224644_000000442067_00030_31647_4834.N1	19-MAR-2008 22:46:44	Dark	44.000	4	Alp1Cen	-0.010000	5800.0	88	31647	No
296	GOM_NL__2PRFIN20080319_224855_000000472067_00030_31647_4835.N1	19-MAR-2008 22:48:55	Dark	46.500	78	Alp Lup	2.3040	28000.	93	31647	No
297	GOM_NL__2PRFIN20080319_225059_000000482067_00030_31647_4836.N1	19-MAR-2008 22:50:59	Straylight	47.500	26	Gam Cru	1.6240	2900.0	95	31647	No
298	GOM_NL__2PRFIN20080319_225247_000000412067_00030_31647_4837.N1	19-MAR-2008 22:52:47	Straylight	40.500	64	Gam Cen	2.2000	10600.	81	31647	No
299	GOM_NL__2PRFIN20080319_225506_000000462067_00030_31647_4838.N1	19-MAR-2008 22:55:06	Straylight	46.000	123	lot Cen	2.7500	10200.	92	31647	No
300	GOM_NL__2PRFIN20080319_230036_000000502067_00030_31647_4839.N1	19-MAR-2008 23:00:36	Straylight	49.500	106	9Bet Crv	2.6480	5600.0	99	31647	No
301	GOM_NL__2PRFIN20080319_230249_000000472067_00030_31647_4840.N1	19-MAR-2008 23:02:49	Twilight	46.500	100	4Gam Crv	2.5800	13100.	93	31647	No
302	GOM_NL__2PRFIN20080319_231419_000000372067_00030_31647_4841.N1	19-MAR-2008 23:14:19	Bright	37.000	51	41Gam1Leo	2.0100	4500.0	74	31647	No
303	GOM_NL__2PRFIN20080319_232147_000000362067_00030_31647_4842.N1	19-MAR-2008 23:21:47	Bright	36.000	174	52Psi UMa	3.0040	4400.0	72	31647	No
304	GOM_NL__2PRFIN20080319_232502_000000372067_00030_31647_4843.N1	19-MAR-2008 23:25:02	Bright	36.500	82	48Bet UMa	2.3650	10600.	73	31647	No
305	GOM_NL__2PRFIN20080319_232632_000000392067_00030_31647_4844.N1	19-MAR-2008 23:26:32	Bright	39.000	36	50Alp UMa	1.8000	6300.0	78	31647	No
306	GOM_NL__2PRFIN20080319_233329_000000412067_00030_31647_4845.N1	19-MAR-2008 23:33:29	Bright	41.000	60	7Bet UMi	2.0810	3950.0	82	31647	No
307	GOM_NL__2PRFIN20080319_234158_000000362067_00030_31647_4846.N1	19-MAR-2008 23:41:58	Bright	36.000	89	5Alp Cep	2.4510	8000.0	72	31647	No
308	GOM_NL__2PRFIN20080319_234706_000000382067_00030_31647_4847.N1	19-MAR-2008 23:47:06	Bright	38.000	19	50Alp Cyg	1.2460	10500.	76	31647	No
309	GOM_NL__2PRFIN20080319_234841_000000392067_00030_31647_4848.N1	19-MAR-2008 23:48:41	Bright	39.000	66	37Gam Cyg	2.2080	5900.0	78	31647	No
310	GOM_NL__2PRFIN20080319_235028_000000362067_00030_31647_4849.N1	19-MAR-2008 23:50:28	Bright	35.500	92	53Eps Cyg	2.5000	4500.0	71	31647	No
311	GOM_NL__2PRFIN20080319_235908_000000622067_00030_31647_4850.N1	19-MAR-2008 23:59:08	Twilight	61.500	11	53Alp Aql	0.76500	8000.0	123	31647	No

3. Quality information per product

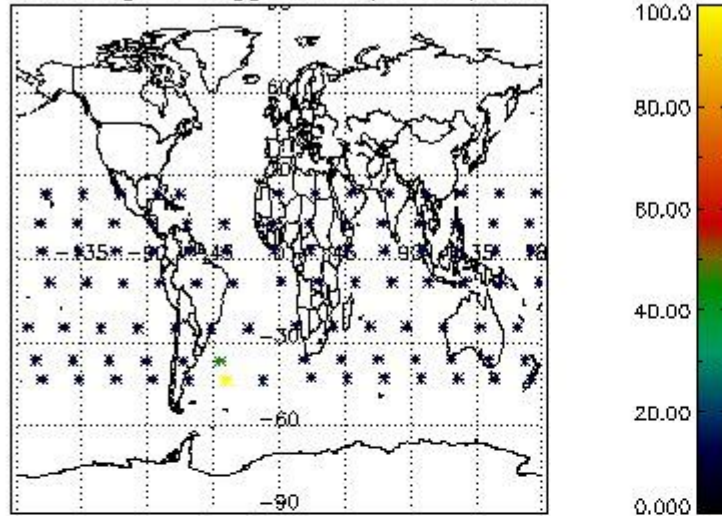
In this section it is plotted some information contained in the Quality Summary data set of the level 2 products. Only products in dark limb conditions and without errors (error flag in the MPH set to "0") are used.

3.1 Plot quality information per product (time dependant)

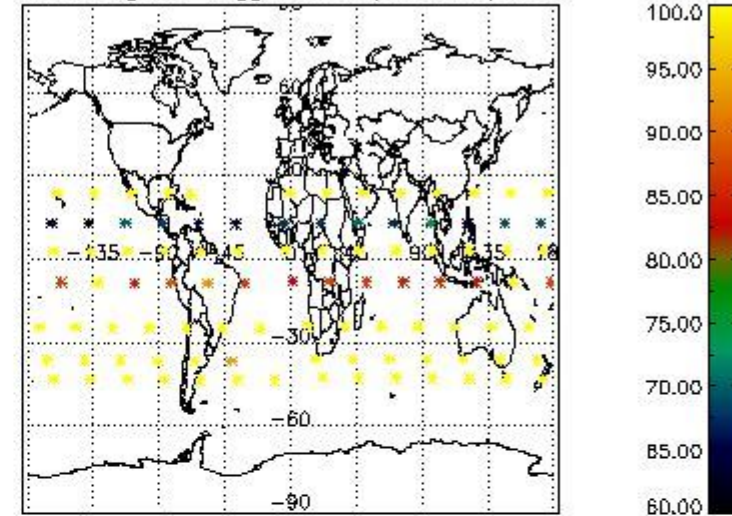


3.2 Plot quality information per product (world map)

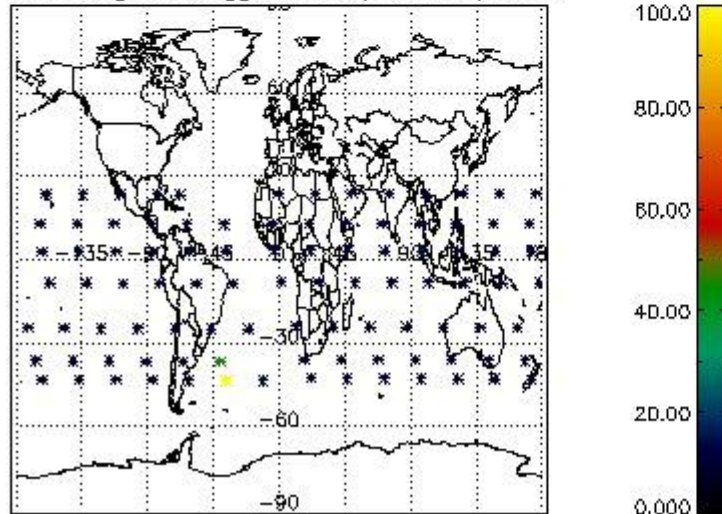
Percentage of flagged data per O3 profile



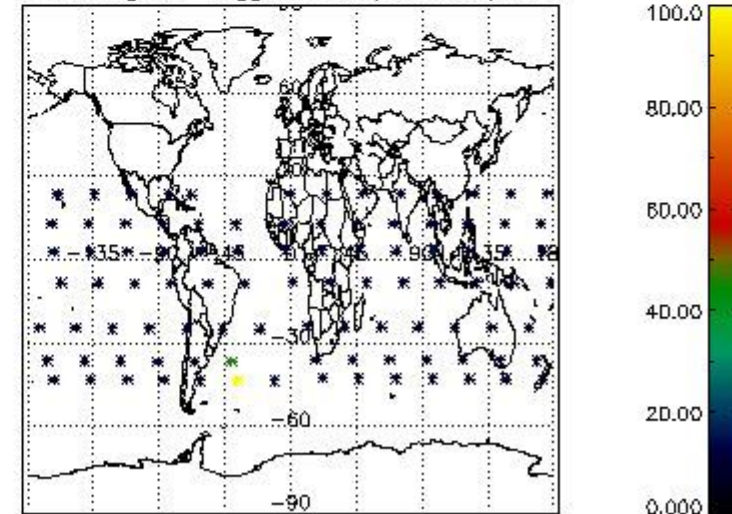
Percentage of flagged data per H2O profile



Percentage of flagged data per NO2 profile



Percentage of flagged data per NO3 profile

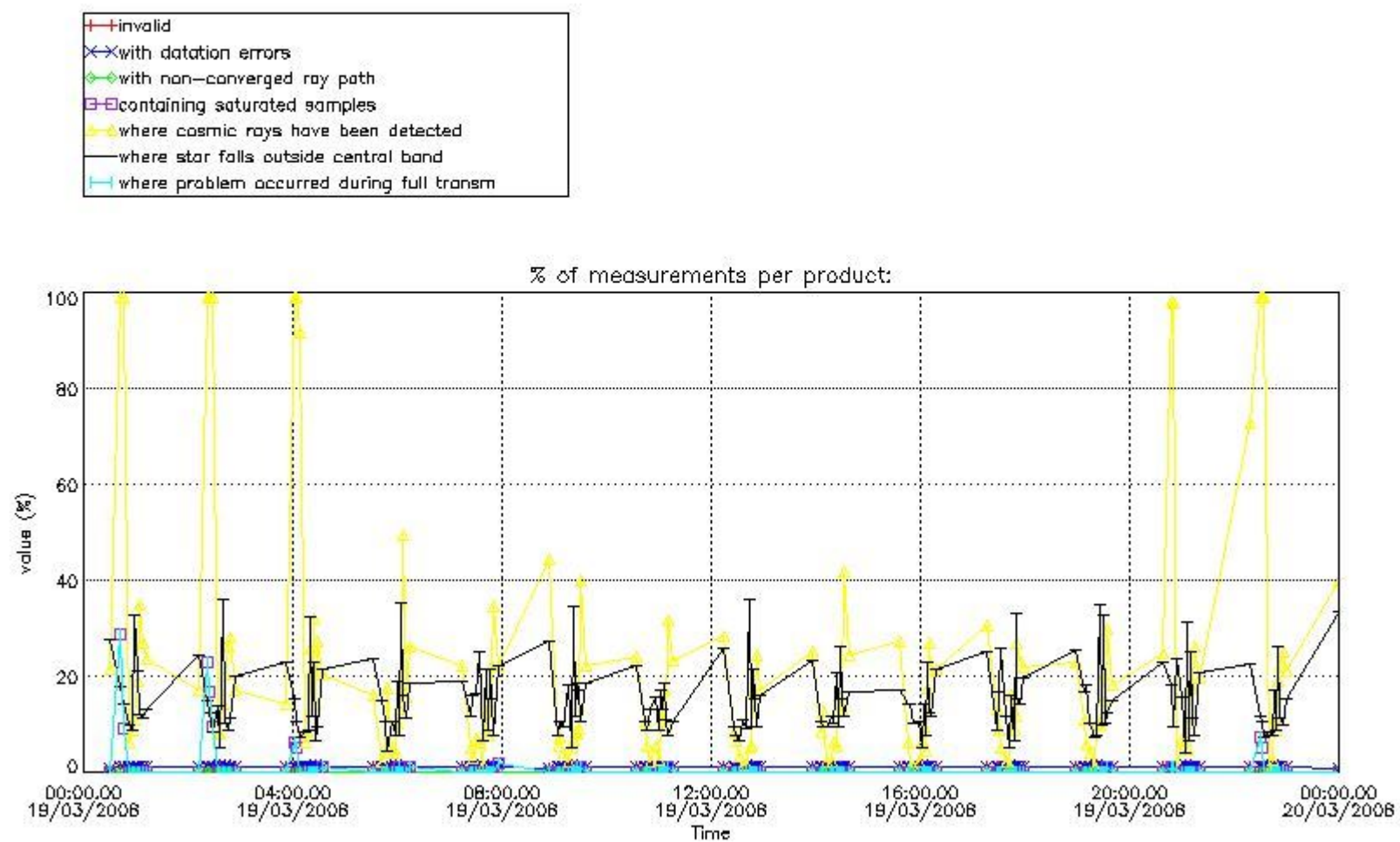


4. Level 1 quality information per product

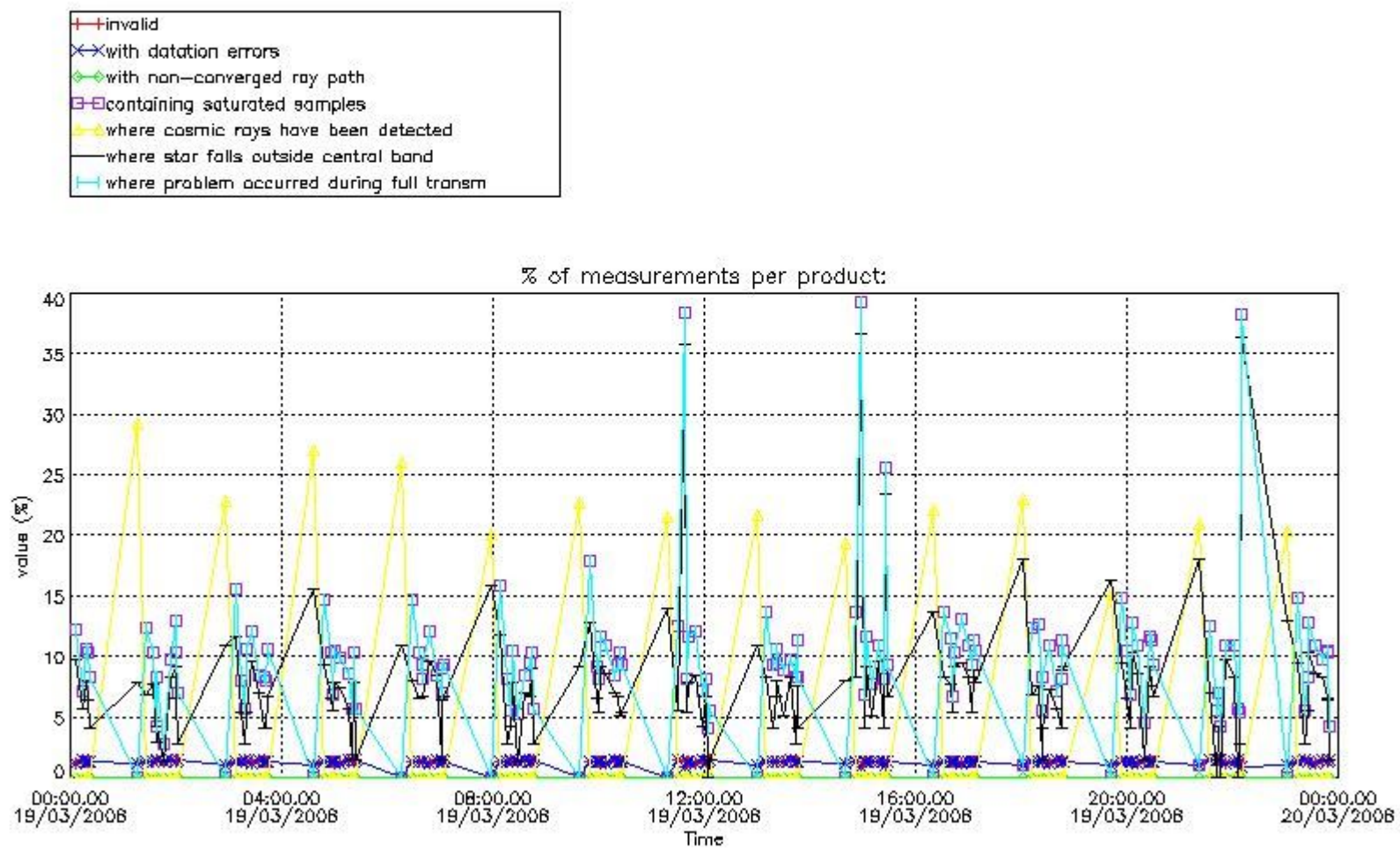
In this section it is plotted some information contained in the Quality Summary data set of the level 2 products that comes from the level 1b processing. Products without errors (error flag in the MPH set to "0") are used.

4.1 Plot quality information per product (time dependant) coming from level 1b processing

4.1.1 Plot level 1 quality information per product (time dependant): ENVISAT ASCENDING passes

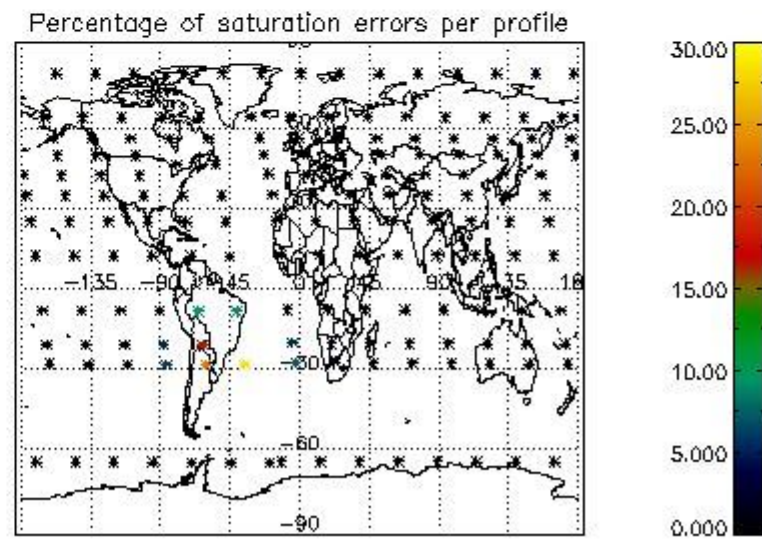
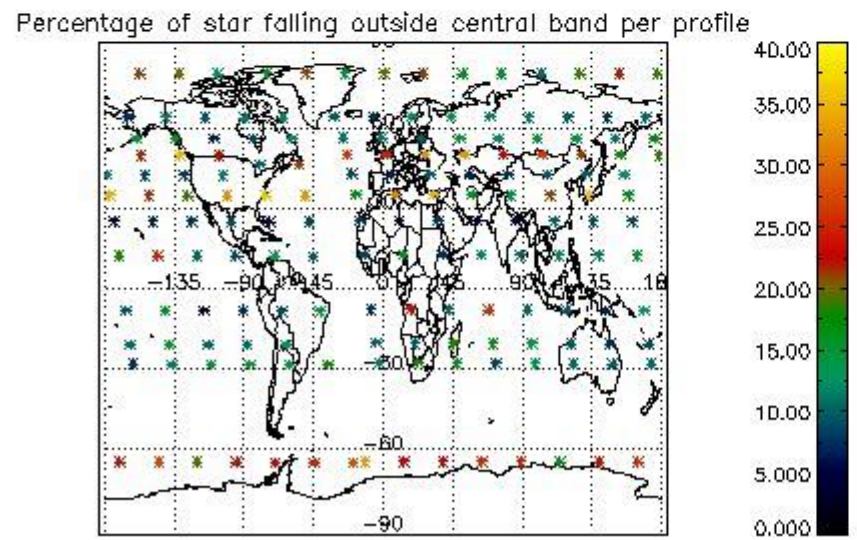
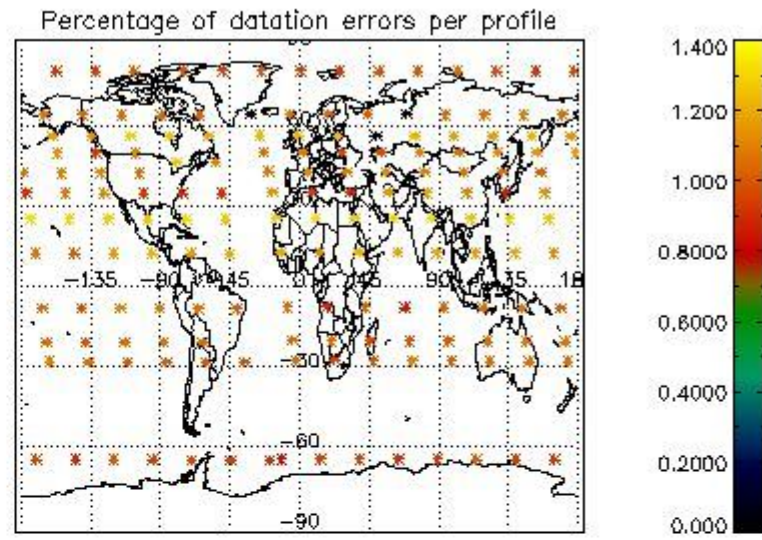
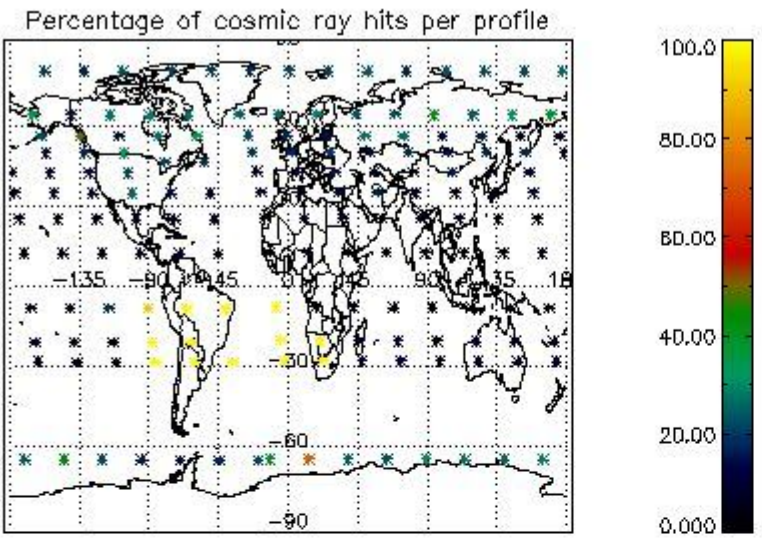


4.1.2 Plot level 1 quality information per product (time dependant): ENVI SAT DESCENDING passes

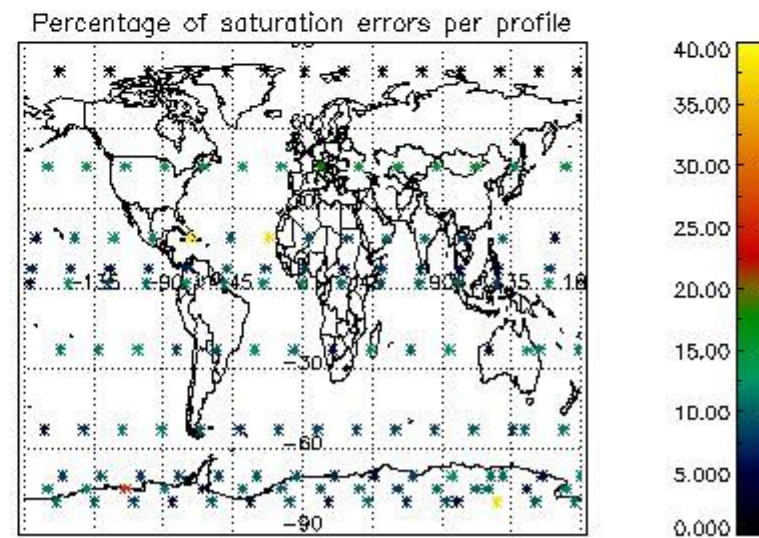
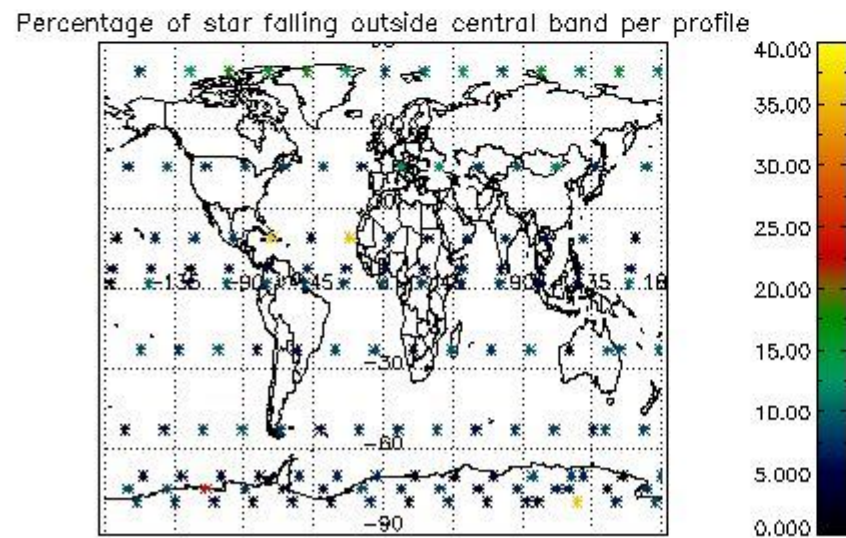
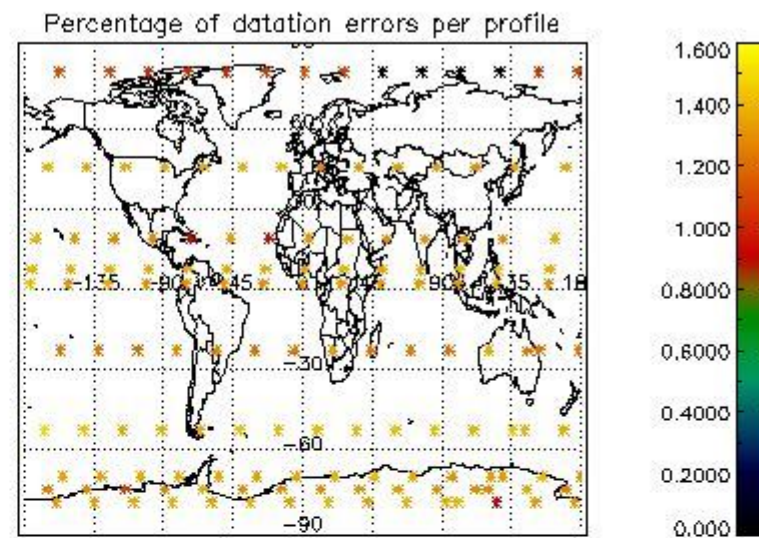
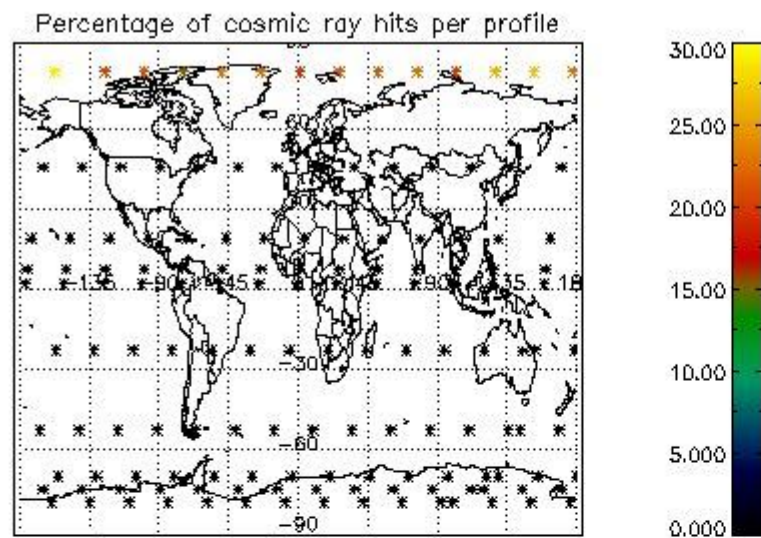


4.2 Plot quality information per product coming from level 1b processing (world map)

4.2.1 Plot level 1 quality information per product (world map): ENVISAT ASCENDING passes



4.2.2 Plot level 1 quality information per product (world map): ENVISAT DESCENDING passes



5. Trace gas profiles

5.1 Ozone statistics based on quality of products

The final quality of the products can be "measured" using the STD (Standard Deviation) attached to every point profile. This information is written to the parameter GOM_NL__2P/NL_LOCAL_SPECIES_DENSITY/o3_std of the level 2 products. The table below shows the statistics for given STD ranges.

The statistics are given with respect to the overall valid production:

- Products without fatal errors: GOM_NL__2P/MPH/PRODUCT_ERR=0
- Valid point profile: GOM_NL__2P/NL_LOCAL_SPECIES_DENSITY/pcd(0)=0

The 'Criteria' is applied to valid points of dark limb products:

- Products in dark limb illumination condition: GOM_NL__2P/NL_SUMMARY_QUALITY/obs_ill_cond=0
- Products without fatal errors: GOM_NL__2P/MPH/PRODUCT_ERR=0
- Valid point profile: GOM_NL__2P/NL_LOCAL_SPECIES_DENSITY/pcd(0)=0

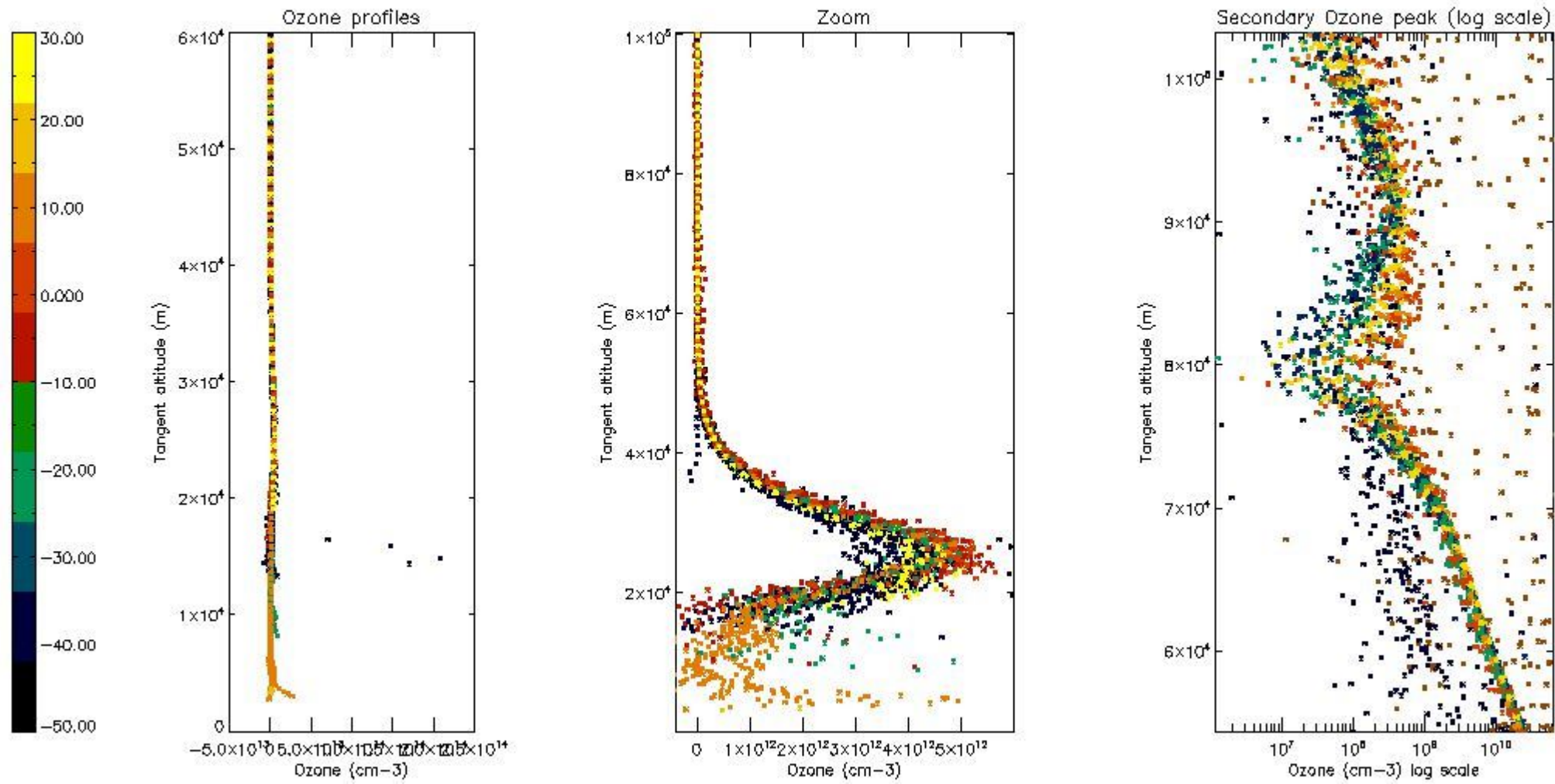
So, the table below shows the percentage of dark limb and valid observations for each criteria with respect to the overall valid daily observations.

Criteria	% of total production
All STD	33
STD < 20	17

STD < 10	12
STD < 5	9

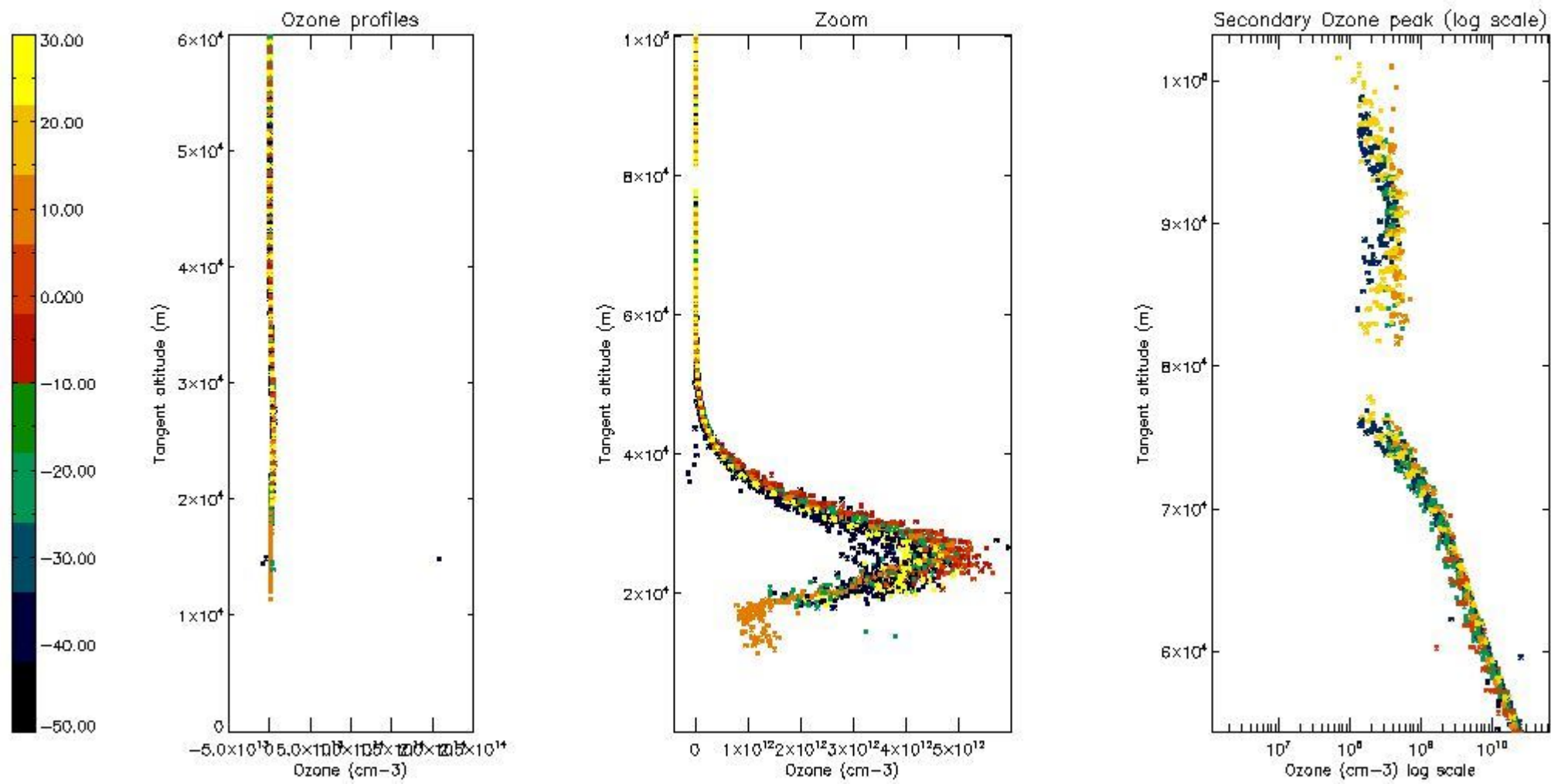
5.2 Plot ozone profiles for all STD (dark without errors)

The colorbar represents the latitude.



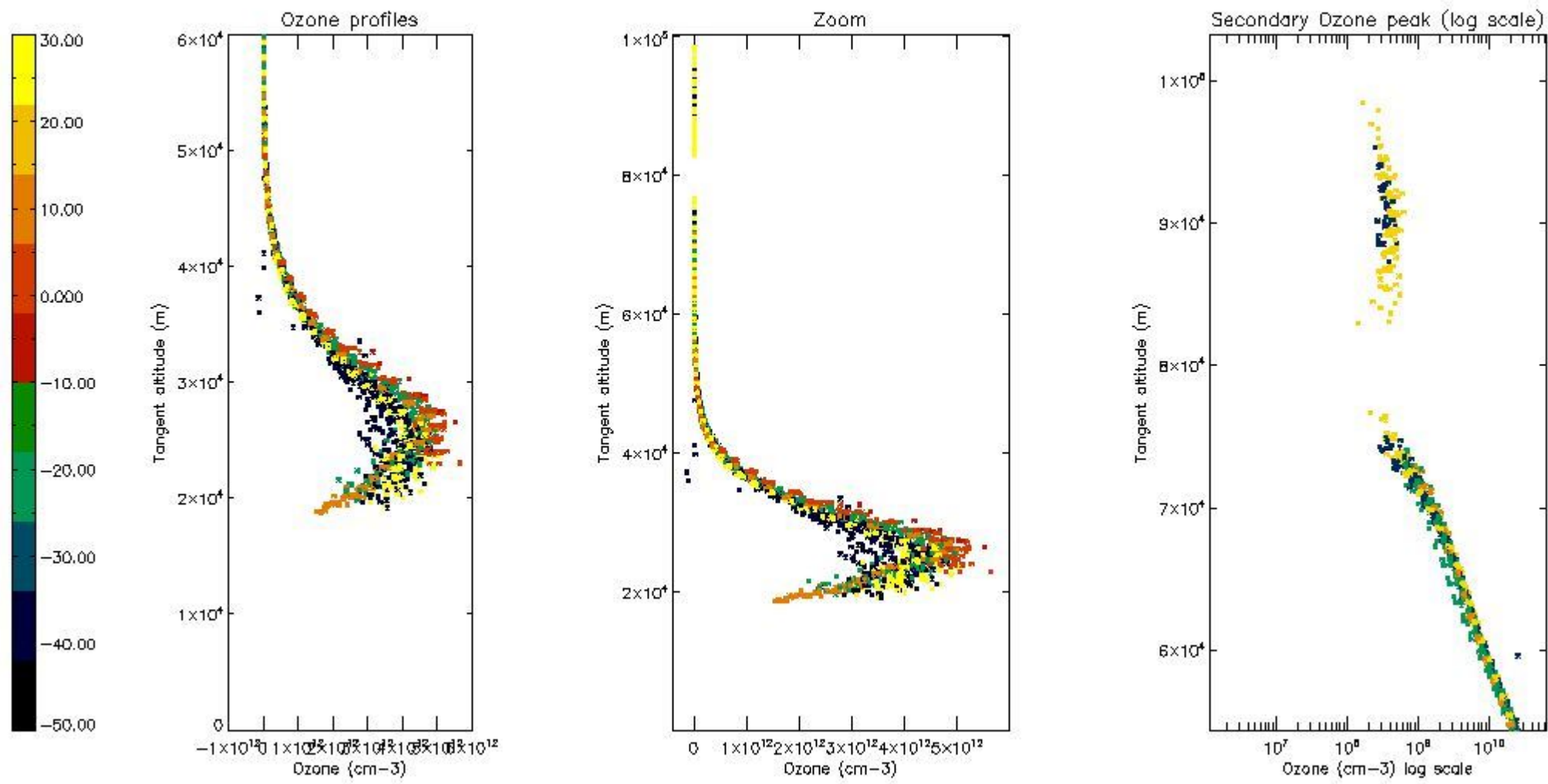
5.3 Plot ozone profiles where STD < 20% (dark without errors)

The colorbar represents the latitude.



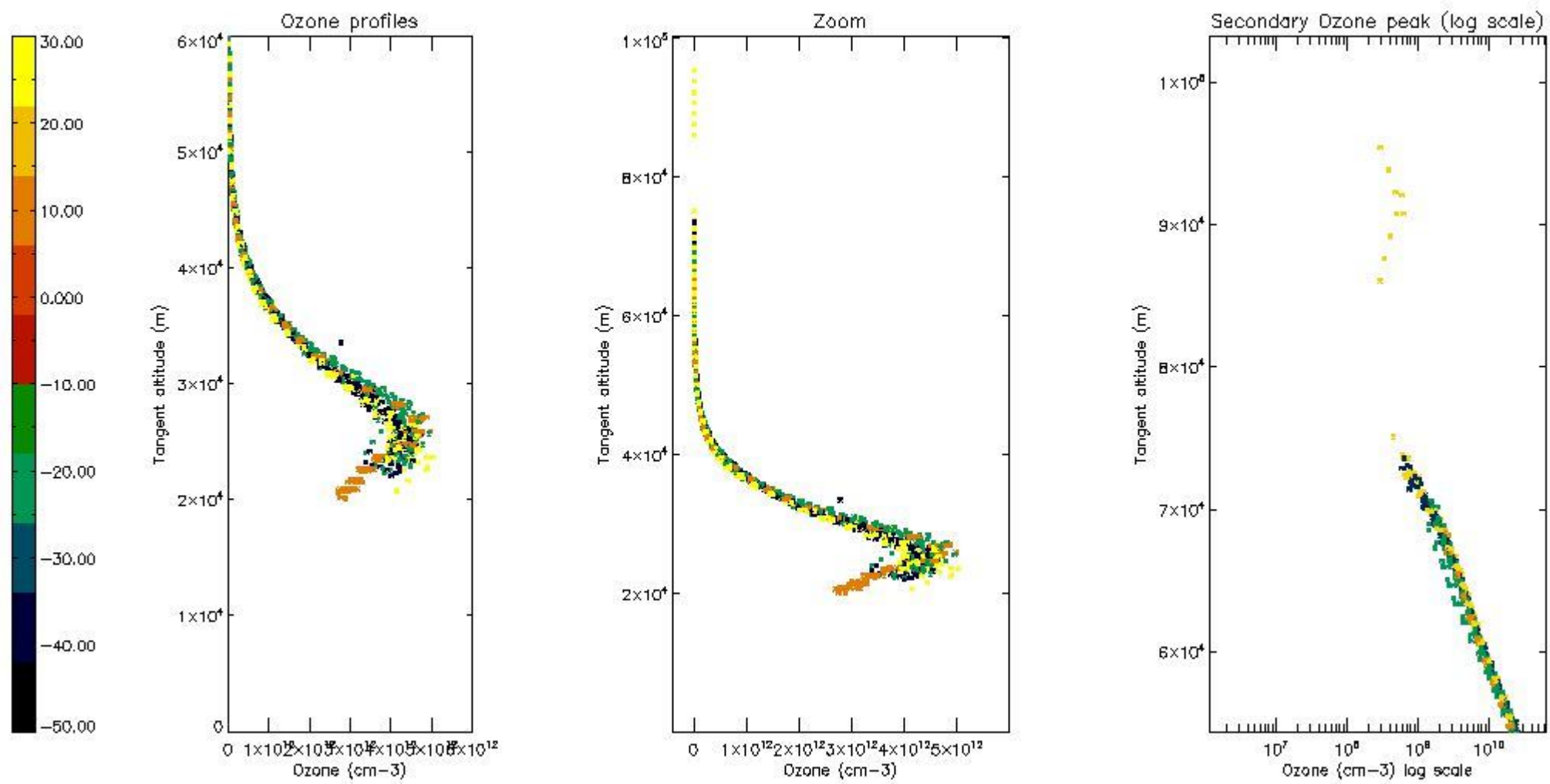
5.4 Plot ozone profiles where $STD < 10\%$ (dark without errors)

The colorbar represents the latitude.



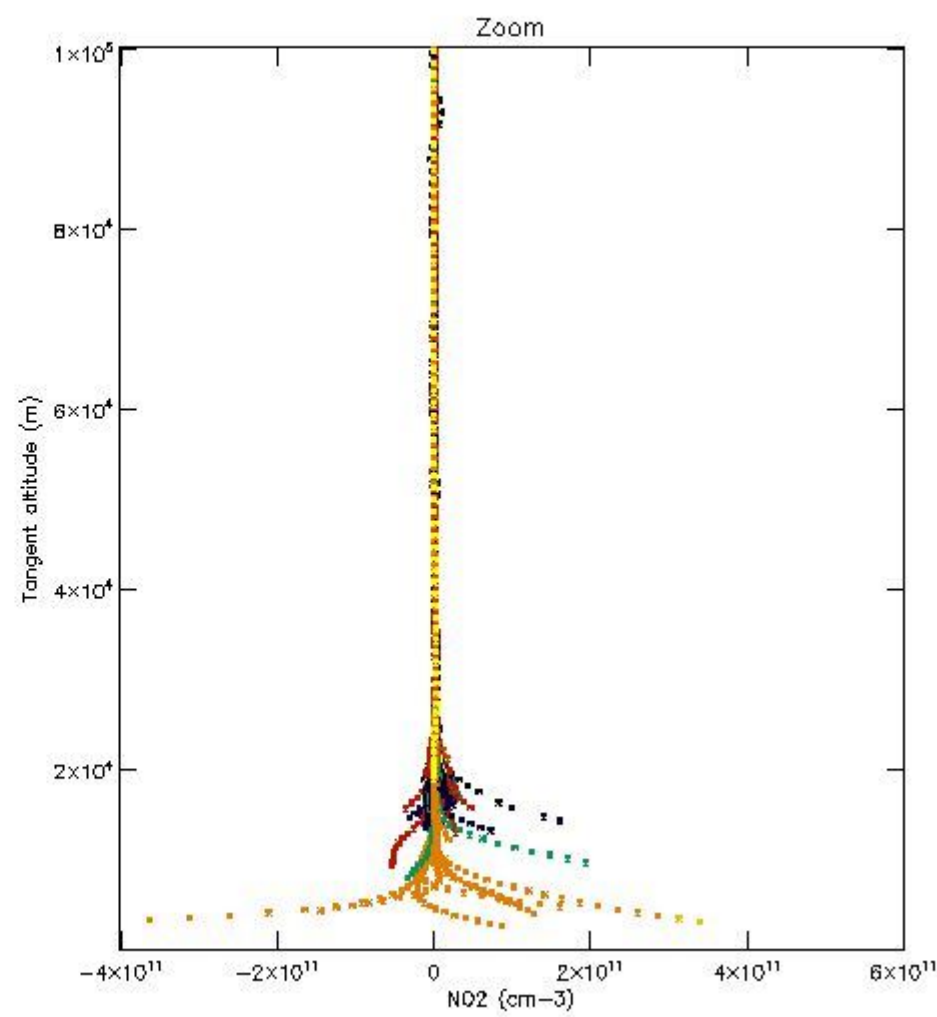
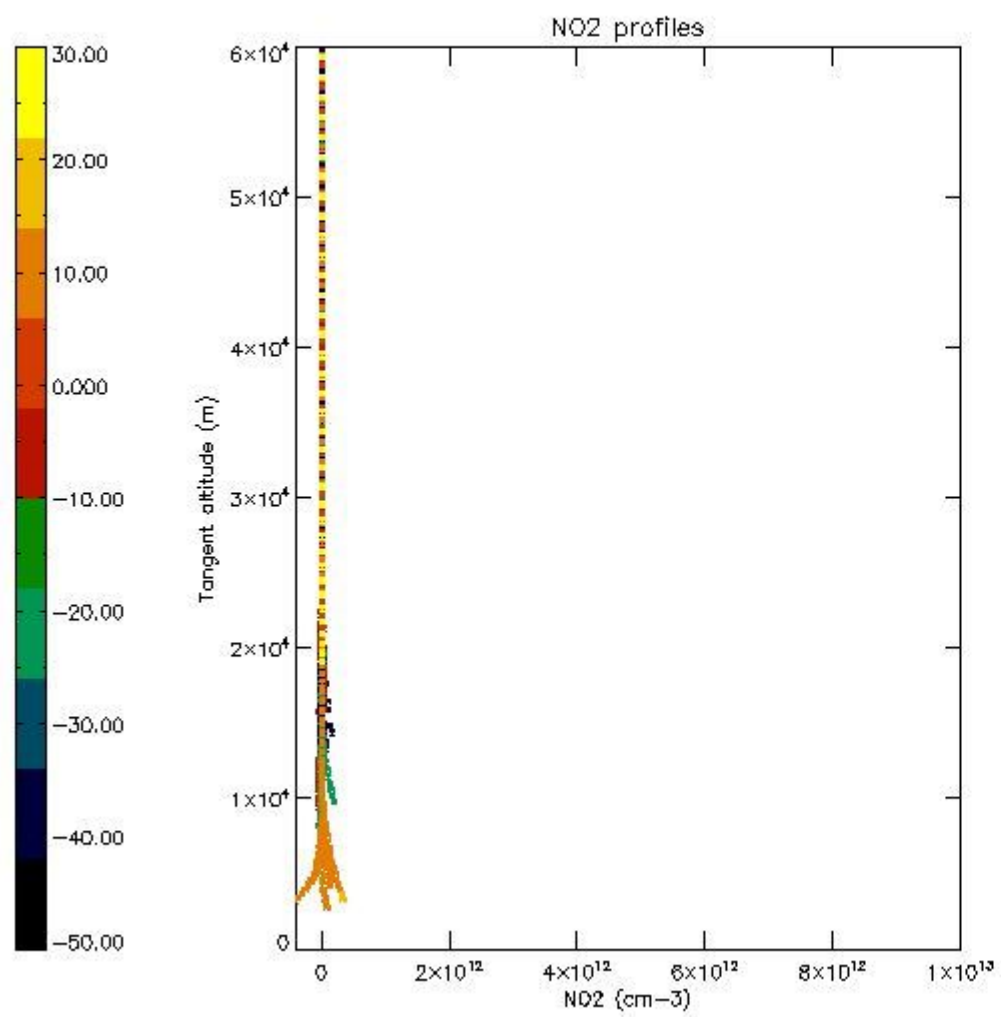
5.5 Plot ozone profiles where STD < 5% (dark without errors)

The colorbar represents the latitude.



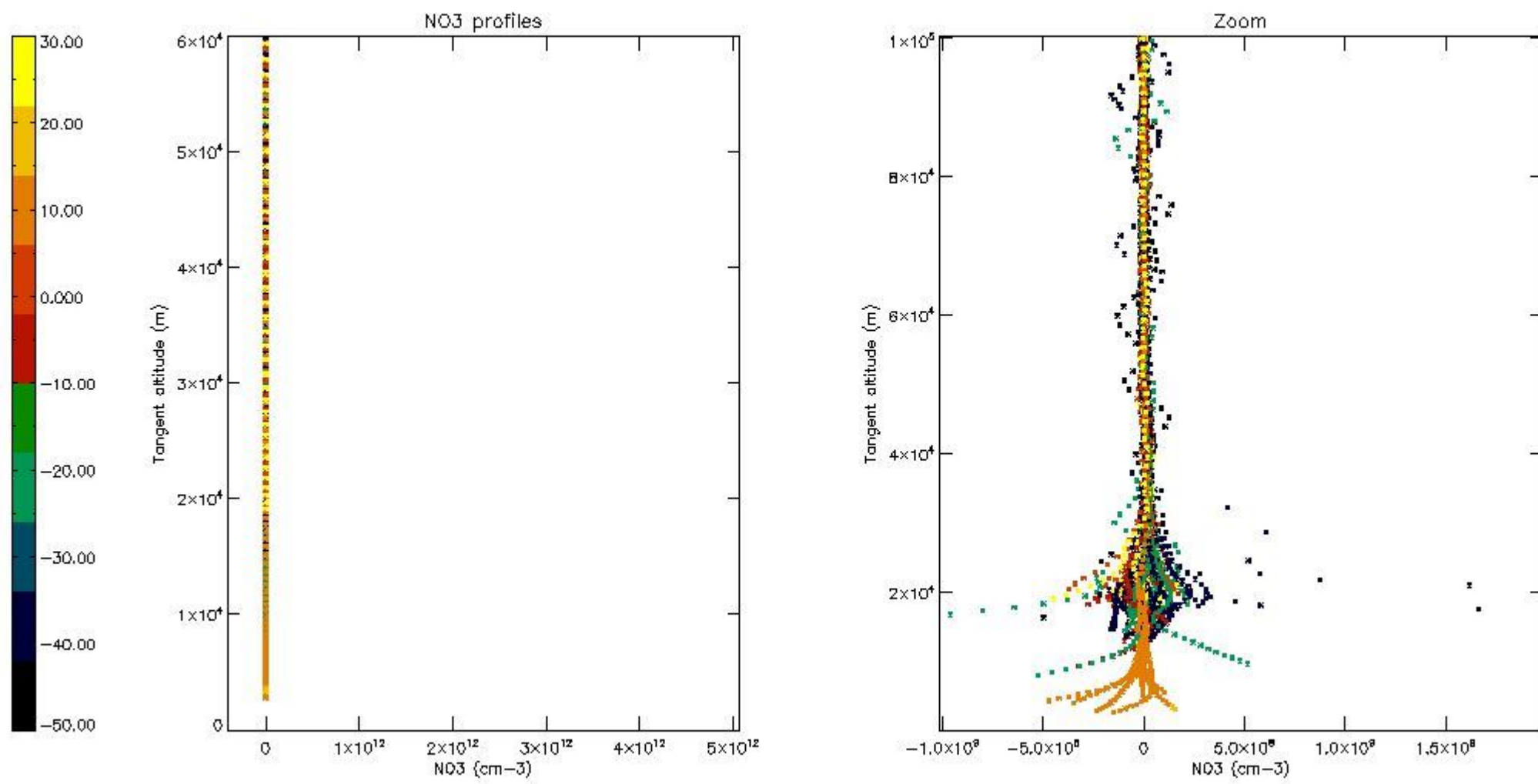
5.6 Plot NO₂ profiles for all STD (dark without errors)

The colorbar represents the latitude.



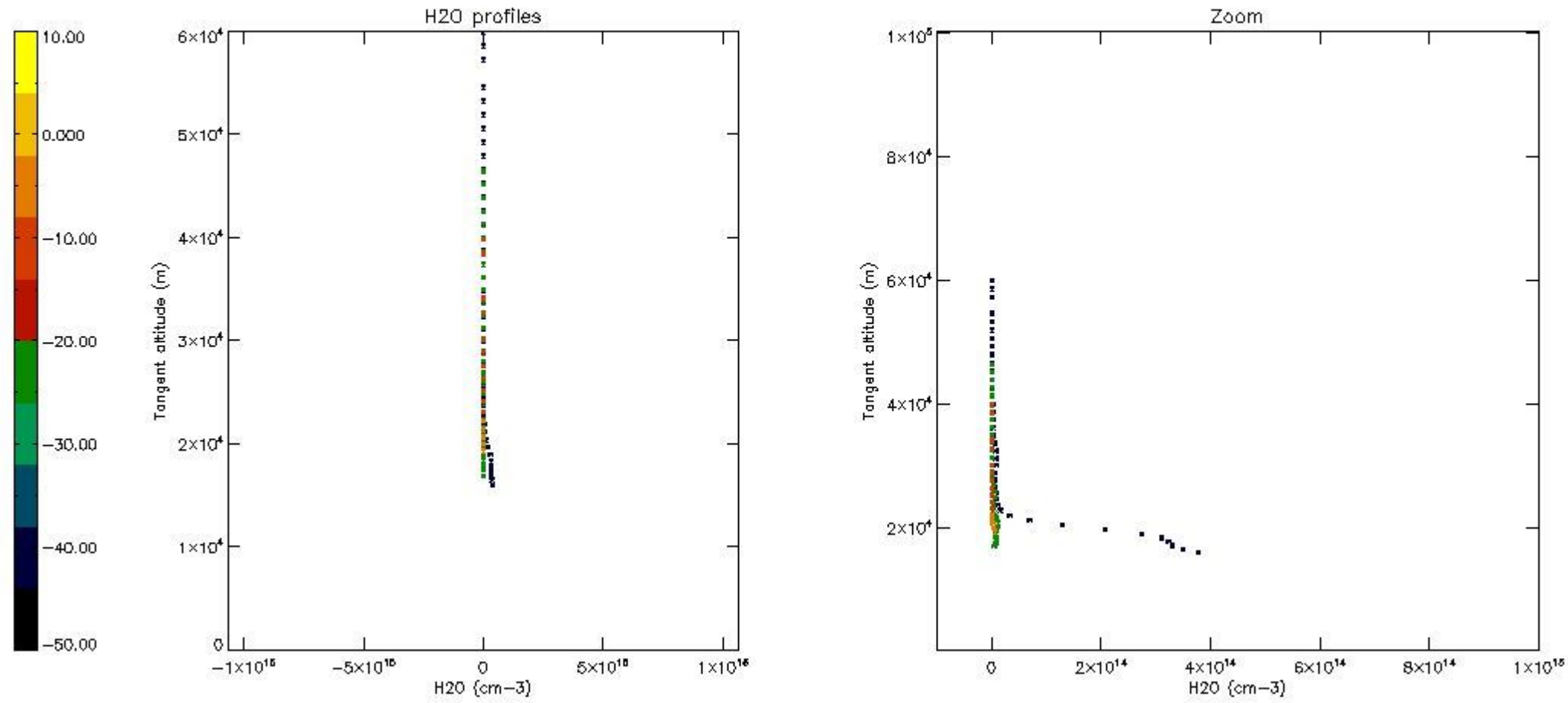
5.7 Plot NO3 profiles for all STD (dark without errors)

The colorbar represents the latitude.



5.8 Plot H2O profiles for all STD (only for occultations of stars 1,2,3,4,13,14,16,26,63 dark without errors)

The colorbar represents the latitude.



6. Auxiliary Data Files used for the production reported in section 2

The number reported in the third column indicates since which file (see list in section 2) the corresponding auxiliary file has been used. The fourth column is the date of those product files.

Type	Auxiliary Filename	Used since product	Used since product date
INST_PHYS_CHARACTERISTICS	GOM_INS_AXVIEC20091111_143220_20030716_120000_20500101_000000	1	19-MAR-2008 00:05:11
LEVEL-2_PROC_CONFIG	GOM_PR2_AXVIEC20091111_152718_20020301_000000_20500101_000000	1	19-MAR-2008 00:05:11
CROSS_SECTIONS_FILE	GOM_CRS_AXVIEC20091111_154832_20020301_000000_20500101_000000	1	19-MAR-2008 00:05:11

GOMOS Level 2 Daily Report

SUMMARY

[1. General Info](#)

[2. Summary of processed GOM_NL_2P products](#)

[3. Level 2 Quality information per product](#)

[3.1 Plot of level 2 quality information per product \(time dependant\)](#)

[3.2 Plot of level 2 quality information per product \(world map\)](#)

[4. Level 1 Quality information per product \(stored on level 2 products\)](#)

[4.1 Plot of level 1 quality information per product \(time dependant\)](#)

[4.1.1 Plot of level 1 quality information per product \(time dependant\): ASCENDING](#)

[4.1.2 Plot of level 1 quality information per product \(time dependant\): DESCENDING](#)

[4.2 Plot of level 1 quality information per product \(world map\)](#)

[4.2.1 Plot of level 1 quality information per product \(world map\): ASCENDING](#)

[4.2.2 Plot of level 1 quality information per product \(world map\): DESCENDING](#)

[5. Ozone profiles based on quality statistics and other trace gas profiles](#)

[5.1 Ozone statistics based on quality of products](#)

[5.2 Plot ozone profiles for all STD \(dark without errors\)](#)

[5.3 Plot ozone profiles where STD < 20% \(dark without errors\)](#)

[5.4. Plot ozone profiles where STD < 10% \(dark without errors\)](#)

[5.5. Plot ozone profiles where STD < 5% \(dark without errors\)](#)

[5.6 Plot NO2 profiles for all STD \(dark without errors\)](#)

[5.7 Plot NO3 profiles for all STD \(dark without errors\)](#)

[5.8 Plot H2O profiles \(only for occultations of stars 1,2,3,4,13,14,16,26,63 dark without errors\) for all STD](#)

[6. Auxiliary Data Files used for the production reported in section 2](#)

This report presents the daily analysis on parameters extracted from GOMOS level 2 data (GOM_NL__2P).
It is intended to monitor some important parameters that will impact the quality of these products.
A list of level 2 products (and content) that have arrived during the reporting day to the PCF is also given.

Item	Value
Time of report generation	25APR2013 11:53:09
Data source version	GOMOS/6.01
Start time of products	19-03-2008 (19MAR2008 00:00:00)
Stop time of products	20-03-2008 (20MAR2008 00:00:00)
Store outputs in DB	Yes
Nb of level 2 prods	311
Nb of prods with errors	0

2. Summary of processed GOM_NL__2P products.

Nr	Filename	UTC Start time	Limb	Duration	Star Id	Star Name	Star Mag	Star Temp	Nb Meas	Orbit	Prod. error
1	GOM_NL__2PRFIN20080319_000511_000000412067_00016_31633_4410.N1	19-MAR-2008 00:05:11	Bright	41.000	60	7Bet UMi	2.0810	3950.0	82	31633	No
2	GOM_NL__2PRFIN20080319_001335_000000352067_00016_31633_4411.N1	19-MAR-2008 00:13:35	Bright	35.000	89	5Alp Cep	2.4510	8000.0	70	31633	No
3	GOM_NL__2PRFIN20080319_001843_000000382067_00016_31633_4412.N1	19-MAR-2008 00:18:43	Bright	37.500	19	50Alp Cyg	1.2460	10500.	75	31633	No
4	GOM_NL__2PRFIN20080319_002017_000000392067_00016_31633_4413.N1	19-MAR-2008 00:20:17	Bright	39.000	66	37Gam Cyg	2.2080	5900.0	78	31633	No
5	GOM_NL__2PRFIN20080319_002203_000000372067_00016_31633_4414.N1	19-MAR-2008 00:22:03	Bright	36.500	92	53Eps Cyg	2.5000	4500.0	73	31633	No
6	GOM_NL__2PRFIN20080319_003038_000000562067_00016_31633_4415.N1	19-MAR-2008 00:30:38	Twilight	56.000	11	53Alp Aql	0.76500	8000.0	112	31633	No
7	GOM_NL__2PRFIN20080319_004107_000000512067_00016_31633_4416.N1	19-MAR-2008 00:41:07	Dark	50.500	155	41Pi Sgr	2.9000	6600.0	101	31633	No
8	GOM_NL__2PRFIN20080319_004643_000000502067_00016_31633_4417.N1	19-MAR-2008 00:46:43	Dark	49.500	38	20Eps Sgr	1.8360	11000.	99	31633	No
9	GOM_NL__2PRFIN20080319_005230_000000422067_00017_31634_4574.N1	19-MAR-2008 00:52:30	Dark	41.500	141	Bet Ara	2.8400	4600.0	83	31634	No
10	GOM_NL__2PRFIN20080319_005606_000000402067_00017_31634_4575.N1	19-MAR-2008 00:56:06	Dark	39.500	134	Bet TrA	2.8100	6600.0	79	31634	No
11	GOM_NL__2PRFIN20080319_005850_000000552067_00017_31634_4576.N1	19-MAR-2008 00:58:50	Dark	55.000	4	Alp1Cen	-0.010000	5800.0	110	31634	No
12	GOM_NL__2PRFIN20080319_010209_000000452067_00017_31634_4577.N1	19-MAR-2008 01:02:09	Straylight	45.000	20	Bet Cru	1.2530	30000.	90	31634	No
13	GOM_NL__2PRFIN20080319_010454_000000422067_00017_31634_4578.N1	19-MAR-2008 01:04:54	Straylight	41.500	64	Gam Cen	2.2000	10600.	83	31634	No
14	GOM_NL__2PRFIN20080319_010712_000000492067_00017_31634_4579.N1	19-MAR-2008 01:07:12	Straylight	48.500	123	lot Cen	2.7500	10200.	97	31634	No
15	GOM_NL__2PRFIN20080319_011246_000000492067_00017_31634_4580.N1	19-MAR-2008 01:12:46	Straylight	49.000	106	9Bet Crv	2.6480	5600.0	98	31634	No
16	GOM_NL__2PRFIN20080319_011500_000000452067_00017_31634_4581.N1	19-MAR-2008 01:15:00	Twilight	44.500	100	4Gam Crv	2.5800	13100.	89	31634	No
17	GOM_NL__2PRFIN20080319_012631_000000372067_00017_31634_4582.N1	19-MAR-2008 01:26:31	Bright	36.500	51	41Gam1Leo	2.0100	4500.0	73	31634	No
18	GOM_NL__2PRFIN20080319_013403_000000392067_00017_31634_4583.N1	19-MAR-2008 01:34:03	Bright	39.000	174	52Psi UMa	3.0040	4400.0	78	31634	No
19	GOM_NL__2PRFIN20080319_013718_000000352067_00017_31634_4584.N1	19-MAR-2008 01:37:18	Bright	35.000	82	48Bet UMa	2.3650	10600.	70	31634	No
20	GOM_NL__2PRFIN20080319_013848_000000362067_00017_31634_4585.N1	19-MAR-2008 01:38:48	Bright	36.000	36	50Alp UMa	1.8000	6300.0	72	31634	No
21	GOM_NL__2PRFIN20080319_014546_000000372067_00017_31634_4586.N1	19-MAR-2008 01:45:46	Bright	36.500	60	7Bet UMi	2.0810	3950.0	73	31634	No
22	GOM_NL__2PRFIN20080319_015411_000000362067_00017_31634_4587.N1	19-MAR-2008 01:54:11	Bright	36.000	89	5Alp Cep	2.4510	8000.0	72	31634	No
23	GOM_NL__2PRFIN20080319_015918_000000392067_00017_31634_4588.N1	19-MAR-2008 01:59:18	Bright	38.500	19	50Alp Cyg	1.2460	10500.	77	31634	No
24	GOM_NL__2PRFIN20080319_020053_000000392067_00017_31634_4589.N1	19-MAR-2008 02:00:53	Bright	38.500	66	37Gam Cyg	2.2080	5900.0	77	31634	No
25	GOM_NL__2PRFIN20080319_020239_000000362067_00017_31634_4590.N1	19-MAR-2008 02:02:39	Bright	36.000	92	53Eps Cyg	2.5000	4500.0	72	31634	No
26	GOM_NL__2PRFIN20080319_021114_000000532067_00017_31634_4591.N1	19-MAR-2008 02:11:14	Twilight	53.000	11	53Alp Aql	0.76500	8000.0	106	31634	No
27	GOM_NL__2PRFIN20080319_022143_000000502067_00017_31634_4592.N1	19-MAR-2008 02:21:43	Dark	50.000	155	41Pi Sgr	2.9000	6600.0	100	31634	No
28	GOM_NL__2PRFIN20080319_022348_000000482067_00017_31634_4593.N1	19-MAR-2008 02:23:48	Dark	48.000	57	34Sig Sgr	2.0660	26000.	96	31634	No
29	GOM_NL__2PRFIN20080319_022720_000000472067_00017_31634_4594.N1	19-MAR-2008 02:27:20	Dark	47.000	38	20Eps Sgr	1.8360	11000.	94	31634	No
30	GOM_NL__2PRFIN20080319_023306_000000442067_00018_31635_4645.N1	19-MAR-2008 02:33:06	Dark	43.500	141	Bet Ara	2.8400	4600.0	87	31635	No
31	GOM_NL__2PRFIN20080319_023642_000000382067_00018_31635_4646.N1	19-MAR-2008 02:36:42	Dark	38.000	134	Bet TrA	2.8100	6600.0	76	31635	No
32	GOM_NL__2PRFIN20080319_023926_000000572067_00018_31635_4647.N1	19-MAR-2008 02:39:26	Dark	57.000	4	Alp1Cen	-0.010000	5800.0	114	31635	No
33	GOM_NL__2PRFIN20080319_024245_000000392067_00018_31635_4648.N1	19-MAR-2008 02:42:45	Dark	39.000	20	Bet Cru	1.2530	30000.	78	31635	No
34	GOM_NL__2PRFIN20080319_024531_000000402067_00018_31635_4649.N1	19-MAR-2008 02:45:31	Straylight	40.000	64	Gam Cen	2.2000	10600.	80	31635	No
35	GOM_NL__2PRFIN20080319_024748_000000492067_00018_31635_4650.N1	19-MAR-2008 02:47:48	Straylight	48.500	123	lot Cen	2.7500	10200.	97	31635	No
36	GOM_NL__2PRFIN20080319_025322_000000532067_00018_31635_4651.N1	19-MAR-2008 02:53:22	Straylight	52.500	106	9Bet Crv	2.6480	5600.0	105	31635	No
37	GOM_NL__2PRFIN20080319_025536_000000462067_00018_31635_4652.N1	19-MAR-2008 02:55:36	Twilight	46.000	100	4Gam Crv	2.5800	13100.	92	31635	No
38	GOM_NL__2PRFIN20080319_030707_000000392067_00018_31635_4653.N1	19-MAR-2008 03:07:07	Bright	38.500	51	41Gam1Leo	2.0100	4500.0	77	31635	No
39	GOM_NL__2PRFIN20080319_031439_000000382067_00018_31635_4654.N1	19-MAR-2008 03:14:39	Bright	37.500	174	52Psi UMa	3.0040	4400.0	75	31635	No
40	GOM_NL__2PRFIN20080319_031753_000000362067_00018_31635_4655.N1	19-MAR-2008 03:17:53	Bright	35.500	82	48Bet UMa	2.3650	10600.	71	31635	No
41	GOM_NL__2PRFIN20080319_031924_000000382067_00018_31635_4656.N1	19-MAR-2008 03:19:24	Bright	37.500	36	50Alp UMa	1.8000	6300.0	75	31635	No
42	GOM_NL__2PRFIN20080319_032622_000000422067_00018_31635_4657.N1	19-MAR-2008 03:26:22	Bright	41.500	60	7Bet UMi	2.0810	3950.0	83	31635	No

43	GOM_NL__2PRFIN20080319_033447_000000362067_00018_31635_4658.N1	19-MAR-2008 03:34:47	Bright	35.500	89	5Alp Cep	2.4510	8000.0	71	31635	No
44	GOM_NL__2PRFIN20080319_033954_000000372067_00018_31635_4659.N1	19-MAR-2008 03:39:54	Bright	36.500	19	50Alp Cyg	1.2460	10500.	73	31635	No
45	GOM_NL__2PRFIN20080319_034129_000000382067_00018_31635_4660.N1	19-MAR-2008 03:41:29	Bright	37.500	66	37Gam Cyg	2.2080	5900.0	75	31635	No
46	GOM_NL__2PRFIN20080319_034315_000000382067_00018_31635_4661.N1	19-MAR-2008 03:43:15	Bright	37.500	92	53Eps Cyg	2.5000	4500.0	75	31635	No
47	GOM_NL__2PRFIN20080319_035151_000000532067_00018_31635_4662.N1	19-MAR-2008 03:51:51	Twilight	52.500	11	53Alp Aql	0.76500	8000.0	105	31635	No
48	GOM_NL__2PRFIN20080319_040220_000000502067_00018_31635_4663.N1	19-MAR-2008 04:02:20	Dark	49.500	155	41Pi Sgr	2.9000	6600.0	99	31635	No
49	GOM_NL__2PRFIN20080319_040425_000000482067_00018_31635_4664.N1	19-MAR-2008 04:04:25	Dark	48.000	57	34Sig Sgr	2.0660	26000.	96	31635	No
50	GOM_NL__2PRFIN20080319_040757_000000472067_00018_31635_4665.N1	19-MAR-2008 04:07:57	Dark	47.000	38	20Eps Sgr	1.8360	11000.	94	31635	No
51	GOM_NL__2PRFIN20080319_041343_000000412067_00019_31636_4670.N1	19-MAR-2008 04:13:43	Dark	41.000	141	Bet Ara	2.8400	4600.0	82	31636	No
52	GOM_NL__2PRFIN20080319_041719_000000402067_00019_31636_4671.N1	19-MAR-2008 04:17:19	Dark	39.500	134	Bet TrA	2.8100	6600.0	79	31636	No
53	GOM_NL__2PRFIN20080319_042003_000000542067_00019_31636_4672.N1	19-MAR-2008 04:20:03	Dark	54.000	4	Alp1Cen	-0.010000	5800.0	108	31636	No
54	GOM_NL__2PRFIN20080319_042212_000000482067_00019_31636_4673.N1	19-MAR-2008 04:22:12	Dark	47.500	78	Alp Lup	2.3040	28000.	95	31636	No
55	GOM_NL__2PRFIN20080319_042420_000000462067_00019_31636_4674.N1	19-MAR-2008 04:24:20	Straylight	45.500	26	Gam Cru	1.6240	2900.0	91	31636	No
56	GOM_NL__2PRFIN20080319_042607_000000392067_00019_31636_4675.N1	19-MAR-2008 04:26:07	Straylight	39.000	64	Gam Cen	2.2000	10600.	78	31636	No
57	GOM_NL__2PRFIN20080319_042825_000000482067_00019_31636_4676.N1	19-MAR-2008 04:28:25	Straylight	47.500	123	lot Cen	2.7500	10200.	95	31636	No
58	GOM_NL__2PRFIN20080319_043359_000000542067_00019_31636_4677.N1	19-MAR-2008 04:33:59	Straylight	54.000	106	9Bet Crv	2.6480	5600.0	108	31636	No
59	GOM_NL__2PRFIN20080319_043612_000000482067_00019_31636_4678.N1	19-MAR-2008 04:36:12	Twilight	48.000	100	4Gam Crv	2.5800	13100.	96	31636	No
60	GOM_NL__2PRFIN20080319_044743_000000382067_00019_31636_4679.N1	19-MAR-2008 04:47:43	Bright	37.500	51	41Gam1Leo	2.0100	4500.0	75	31636	No
61	GOM_NL__2PRFIN20080319_045515_000000392067_00019_31636_4680.N1	19-MAR-2008 04:55:15	Bright	38.500	174	52Psi UMa	3.0040	4400.0	77	31636	No
62	GOM_NL__2PRFIN20080319_045829_000000372067_00019_31636_4681.N1	19-MAR-2008 04:58:29	Bright	36.500	82	48Bet UMa	2.3650	10600.	73	31636	No
63	GOM_NL__2PRFIN20080319_045959_000000382067_00019_31636_4682.N1	19-MAR-2008 04:59:59	Bright	38.000	36	50Alp UMa	1.8000	6300.0	76	31636	No
64	GOM_NL__2PRFIN20080319_050657_000000412067_00019_31636_4683.N1	19-MAR-2008 05:06:57	Bright	40.500	60	7Bet UMi	2.0810	3950.0	81	31636	No
65	GOM_NL__2PRFIN20080319_051523_000000352067_00019_31636_4684.N1	19-MAR-2008 05:15:23	Bright	35.000	89	5Alp Cep	2.4510	8000.0	70	31636	No
66	GOM_NL__2PRFIN20080319_052030_000000362067_00019_31636_4685.N1	19-MAR-2008 05:20:30	Bright	35.500	19	50Alp Cyg	1.2460	10500.	71	31636	No
67	GOM_NL__2PRFIN20080319_052205_000000392067_00019_31636_4686.N1	19-MAR-2008 05:22:05	Bright	38.500	66	37Gam Cyg	2.2080	5900.0	77	31636	No
68	GOM_NL__2PRFIN20080319_052351_000000362067_00019_31636_4687.N1	19-MAR-2008 05:23:51	Bright	35.500	92	53Eps Cyg	2.5000	4500.0	71	31636	No
69	GOM_NL__2PRFIN20080319_053227_000000532067_00019_31636_4688.N1	19-MAR-2008 05:32:27	Twilight	53.000	11	53Alp Aql	0.76500	8000.0	106	31636	No
70	GOM_NL__2PRFIN20080319_054257_000000502067_00019_31636_4689.N1	19-MAR-2008 05:42:57	Dark	50.000	155	41Pi Sgr	2.9000	6600.0	100	31636	No
71	GOM_NL__2PRFIN20080319_054502_000000482067_00019_31636_4690.N1	19-MAR-2008 05:45:02	Dark	48.000	57	34Sig Sgr	2.0660	26000.	96	31636	No
72	GOM_NL__2PRFIN20080319_054834_000000462067_00019_31636_4691.N1	19-MAR-2008 05:48:34	Dark	45.500	38	20Eps Sgr	1.8360	11000.	91	31636	No
73	GOM_NL__2PRFIN20080319_055420_000000432067_00020_31637_4690.N1	19-MAR-2008 05:54:20	Dark	42.500	141	Bet Ara	2.8400	4600.0	85	31637	No
74	GOM_NL__2PRFIN20080319_055755_000000392067_00020_31637_4691.N1	19-MAR-2008 05:57:55	Dark	39.000	134	Bet TrA	2.8100	6600.0	78	31637	No
75	GOM_NL__2PRFIN20080319_060039_000000452067_00020_31637_4692.N1	19-MAR-2008 06:00:39	Dark	45.000	4	Alp1Cen	-0.010000	5800.0	90	31637	No
76	GOM_NL__2PRFIN20080319_060248_000000462067_00020_31637_4693.N1	19-MAR-2008 06:02:48	Dark	45.500	78	Alp Lup	2.3040	28000.	91	31637	No
77	GOM_NL__2PRFIN20080319_060456_000000542067_00020_31637_4694.N1	19-MAR-2008 06:04:56	Straylight	54.000	26	Gam Cru	1.6240	2900.0	108	31637	No
78	GOM_NL__2PRFIN20080319_060643_000000442067_00020_31637_4695.N1	19-MAR-2008 06:06:43	Straylight	43.500	64	Gam Cen	2.2000	10600.	87	31637	No
79	GOM_NL__2PRFIN20080319_060901_000000492067_00020_31637_4696.N1	19-MAR-2008 06:09:01	Straylight	48.500	123	lot Cen	2.7500	10200.	97	31637	No
80	GOM_NL__2PRFIN20080319_061435_000000522067_00020_31637_4697.N1	19-MAR-2008 06:14:35	Straylight	51.500	106	9Bet Crv	2.6480	5600.0	103	31637	No
81	GOM_NL__2PRFIN20080319_061648_000000462067_00020_31637_4698.N1	19-MAR-2008 06:16:48	Twilight	46.000	100	4Gam Crv	2.5800	13100.	92	31637	No
82	GOM_NL__2PRFIN20080319_062819_000000382067_00020_31637_4699.N1	19-MAR-2008 06:28:19	Bright	37.500	51	41Gam1Leo	2.0100	4500.0	75	31637	No
83	GOM_NL__2PRFIN20080319_063550_000000392067_00020_31637_4700.N1	19-MAR-2008 06:35:50	Bright	38.500	174	52Psi UMa	3.0040	4400.0	77	31637	No
84	GOM_NL__2PRFIN20080319_063905_000000372067_00020_31637_4701.N1	19-MAR-2008 06:39:05	Bright	37.000	82	48Bet UMa	2.3650	10600.	74	31637	No
85	GOM_NL__2PRFIN20080319_064035_000000382067_00020_31637_4702.N1	19-MAR-2008 06:40:35	Bright	37.500	36	50Alp UMa	1.8000	6300.0	75	31637	No
86	GOM_NL__2PRFIN20080319_064733_000000422067_00020_31637_4703.N1	19-MAR-2008 06:47:33	Bright	41.500	60	7Bet UMi	2.0810	3950.0	83	31637	No
87	GOM_NL__2PRFIN20080319_065559_000000362067_00020_31637_4704.N1	19-MAR-2008 06:55:59	Bright	35.500	89	5Alp Cep	2.4510	8000.0	71	31637	No
88	GOM_NL__2PRFIN20080319_070106_000000362067_00020_31637_4705.N1	19-MAR-2008 07:01:06	Bright	36.000	19	50Alp Cyg	1.2460	10500.	72	31637	No
89	GOM_NL__2PRFIN20080319_070241_000000392067_00020_31637_4706.N1	19-MAR-2008 07:02:41	Bright	39.000	66	37Gam Cyg	2.2080	5900.0	78	31637	No
90	GOM_NL__2PRFIN20080319_070427_000000382067_00020_31637_4707.N1	19-MAR-2008 07:04:27	Bright	37.500	92	53Eps Cyg	2.5000	4500.0	75	31637	No
91	GOM_NL__2PRFIN20080319_071304_000000502067_00020_31637_4708.N1	19-MAR-2008 07:13:04	Twilight	50.000	11	53Alp Aql	0.76500	8000.0	100	31637	No
92	GOM_NL__2PRFIN20080319_072334_000000482067_00020_31637_4709.N1	19-MAR-2008 07:23:34	Dark	48.000	155	41Pi Sgr	2.9000	6600.0	96	31637	No
93	GOM_NL__2PRFIN20080319_072539_000000512067_00020_31637_4710.N1	19-MAR-2008 07:25:39	Dark	50.500	57	34Sig Sgr	2.0660	26000.	101	31637	No
94	GOM_NL__2PRFIN20080319_072911_000000522067_00020_31637_4711.N1	19-MAR-2008 07:29:11	Dark	51.500	38	20Eps Sgr	1.8360	11000.	103	31637	No
95	GOM_NL__2PRFIN20080319_073456_000000502067_00021_31638_4697.N1	19-MAR-2008 07:34:56	Dark	50.000	141	Bet Ara	2.8400	4600.0	100	31638	No
96	GOM_NL__2PRFIN20080319_073832_000000392067_00021_31638_4698.N1	19-MAR-2008 07:38:32	Dark	38.500	134	Bet TrA	2.8100	6600.0	77	31638	No
97	GOM_NL__2PRFIN20080319_074116_000000472067_00021_31638_4699.N1	19-MAR-2008 07:41:16	Dark	46.500	4	Alp1Cen	-0.010000	5800.0	93	31638	No
98	GOM_NL__2PRFIN20080319_074325_000000462067_00021_31638_4700.N1	19-MAR-2008 07:43:25	Dark	46.000	78	Alp Lup	2.3040	28000.	92	31638	No
99	GOM_NL__2PRFIN20080319_074533_000000442067_00021_31638_4701.N1	19-MAR-2008 07:45:33	Straylight	44.000	26	Gam Cru	1.6240	2900.0	88	31638	No
100	GOM_NL__2PRFIN20080319_074720_000000432067_00021_31638_4702.N1	19-MAR-2008 07:47:20	Straylight	43.000	64	Gam Cen	2.2000	10600.	86	31638	No
101	GOM_NL__2PRFIN20080319_074938_000000472067_00021_31638_4703.N1	19-MAR-2008 07:49:38	Straylight	46.500	123	lot Cen	2.7500	10200.	93	31638	No

102	GOM_NL__2PRFIN20080319_075511_000000552067_00021_31638_4704.N1	19-MAR-2008 07:55:11	Straylight	54.500	106	9Bet Crv	2.6480	5600.0	109	31638	No
103	GOM_NL__2PRFIN20080319_075724_000000482067_00021_31638_4705.N1	19-MAR-2008 07:57:24	Tw_i_and_stray	47.500	100	4Gam Crv	2.5800	13100.	95	31638	No
104	GOM_NL__2PRFIN20080319_080855_000000382067_00021_31638_4706.N1	19-MAR-2008 08:08:55	Bright	38.000	51	41Gam1Leo	2.0100	4500.0	76	31638	No
105	GOM_NL__2PRFIN20080319_081626_000000372067_00021_31638_4707.N1	19-MAR-2008 08:16:26	Bright	37.000	174	52Psi UMa	3.0040	4400.0	74	31638	No
106	GOM_NL__2PRFIN20080319_081941_000000362067_00021_31638_4708.N1	19-MAR-2008 08:19:41	Bright	36.000	82	48Bet UMa	2.3650	10600.	72	31638	No
107	GOM_NL__2PRFIN20080319_082111_000000382067_00021_31638_4709.N1	19-MAR-2008 08:21:11	Bright	38.000	36	50Alp UMa	1.8000	6300.0	76	31638	No
108	GOM_NL__2PRFIN20080319_082808_000000382067_00021_31638_4710.N1	19-MAR-2008 08:28:08	Bright	38.000	60	7Bet UMi	2.0810	3950.0	76	31638	No
109	GOM_NL__2PRFIN20080319_083635_000000362067_00021_31638_4711.N1	19-MAR-2008 08:36:35	Bright	35.500	89	5Alp Cep	2.4510	8000.0	71	31638	No
110	GOM_NL__2PRFIN20080319_084142_000000372067_00021_31638_4712.N1	19-MAR-2008 08:41:42	Bright	37.000	19	50Alp Cyg	1.2460	10500.	74	31638	No
111	GOM_NL__2PRFIN20080319_084317_000000392067_00021_31638_4713.N1	19-MAR-2008 08:43:17	Bright	39.000	66	37Gam Cyg	2.2080	5900.0	78	31638	No
112	GOM_NL__2PRFIN20080319_084503_000000362067_00021_31638_4714.N1	19-MAR-2008 08:45:03	Bright	35.500	92	53Eps Cyg	2.5000	4500.0	71	31638	No
113	GOM_NL__2PRFIN20080319_085340_000000572067_00021_31638_4715.N1	19-MAR-2008 08:53:40	Tw_i_and_stray	56.500	11	53Alp Aql	0.76500	8000.0	113	31638	No
114	GOM_NL__2PRFIN20080319_090411_000000462067_00021_31638_4716.N1	19-MAR-2008 09:04:11	Dark	46.000	155	41Pi Sgr	2.9000	6600.0	92	31638	No
115	GOM_NL__2PRFIN20080319_090616_000000482067_00021_31638_4717.N1	19-MAR-2008 09:06:16	Dark	47.500	57	34Sig Sgr	2.0660	26000.	95	31638	No
116	GOM_NL__2PRFIN20080319_090948_000000482067_00021_31638_4718.N1	19-MAR-2008 09:09:48	Dark	48.000	38	20Eps Sgr	1.8360	11000.	96	31638	No
117	GOM_NL__2PRFIN20080319_091533_000000472067_00022_31639_4702.N1	19-MAR-2008 09:15:33	Dark	46.500	141	Bet Ara	2.8400	4600.0	93	31639	No
118	GOM_NL__2PRFIN20080319_091908_000000382067_00022_31639_4703.N1	19-MAR-2008 09:19:08	Dark	38.000	134	Bet TrA	2.8100	6600.0	76	31639	No
119	GOM_NL__2PRFIN20080319_092152_000000552067_00022_31639_4704.N1	19-MAR-2008 09:21:52	Dark	55.000	4	Alp1Cen	-0.010000	5800.0	110	31639	No
120	GOM_NL__2PRFIN20080319_092402_000000482067_00022_31639_4705.N1	19-MAR-2008 09:24:02	Dark	47.500	78	Alp Lup	2.3040	28000.	95	31639	No
121	GOM_NL__2PRFIN20080319_092609_000000432067_00022_31639_4706.N1	19-MAR-2008 09:26:09	Straylight	43.000	26	Gam Cru	1.6240	2900.0	86	31639	No
122	GOM_NL__2PRFIN20080319_092756_000000442067_00022_31639_4707.N1	19-MAR-2008 09:27:56	Straylight	43.500	64	Gam Cen	2.2000	10600.	87	31639	No
123	GOM_NL__2PRFIN20080319_093014_000000482067_00022_31639_4708.N1	19-MAR-2008 09:30:14	Straylight	47.500	123	lot Cen	2.7500	10200.	95	31639	No
124	GOM_NL__2PRFIN20080319_093547_000000522067_00022_31639_4709.N1	19-MAR-2008 09:35:47	Straylight	51.500	106	9Bet Crv	2.6480	5600.0	103	31639	No
125	GOM_NL__2PRFIN20080319_093800_000000442067_00022_31639_4710.N1	19-MAR-2008 09:38:00	Tw_i_and_stray	44.000	100	4Gam Crv	2.5800	13100.	88	31639	No
126	GOM_NL__2PRFIN20080319_094931_000000392067_00022_31639_4711.N1	19-MAR-2008 09:49:31	Bright	39.000	51	41Gam1Leo	2.0100	4500.0	78	31639	No
127	GOM_NL__2PRFIN20080319_095702_000000382067_00022_31639_4712.N1	19-MAR-2008 09:57:02	Bright	38.000	174	52Psi UMa	3.0040	4400.0	76	31639	No
128	GOM_NL__2PRFIN20080319_100016_000000372067_00022_31639_4713.N1	19-MAR-2008 10:00:16	Bright	37.000	82	48Bet UMa	2.3650	10600.	74	31639	No
129	GOM_NL__2PRFIN20080319_100147_000000392067_00022_31639_4714.N1	19-MAR-2008 10:01:47	Bright	38.500	36	50Alp UMa	1.8000	6300.0	77	31639	No
130	GOM_NL__2PRFIN20080319_100844_000000412067_00022_31639_4715.N1	19-MAR-2008 10:08:44	Bright	41.000	60	7Bet UMi	2.0810	3950.0	82	31639	No
131	GOM_NL__2PRFIN20080319_101710_000000362067_00022_31639_4716.N1	19-MAR-2008 10:17:10	Bright	35.500	89	5Alp Cep	2.4510	8000.0	71	31639	No
132	GOM_NL__2PRFIN20080319_102218_000000382067_00022_31639_4717.N1	19-MAR-2008 10:22:18	Bright	37.500	19	50Alp Cyg	1.2460	10500.	75	31639	No
133	GOM_NL__2PRFIN20080319_102353_000000392067_00022_31639_4718.N1	19-MAR-2008 10:23:53	Bright	39.000	66	37Gam Cyg	2.2080	5900.0	78	31639	No
134	GOM_NL__2PRFIN20080319_102540_000000382067_00022_31639_4719.N1	19-MAR-2008 10:25:40	Bright	37.500	92	53Eps Cyg	2.5000	4500.0	75	31639	No
135	GOM_NL__2PRFIN20080319_103417_000000522067_00022_31639_4720.N1	19-MAR-2008 10:34:17	Tw_i_and_stray	52.000	11	53Alp Aql	0.76500	8000.0	104	31639	No
136	GOM_NL__2PRFIN20080319_104448_000000482067_00022_31639_4721.N1	19-MAR-2008 10:44:48	Dark	47.500	155	41Pi Sgr	2.9000	6600.0	95	31639	No
137	GOM_NL__2PRFIN20080319_104653_000000472067_00022_31639_4722.N1	19-MAR-2008 10:46:53	Dark	46.500	57	34Sig Sgr	2.0660	26000.	93	31639	No
138	GOM_NL__2PRFIN20080319_105025_000000502067_00022_31639_4723.N1	19-MAR-2008 10:50:25	Dark	49.500	38	20Eps Sgr	1.8360	11000.	99	31639	No
139	GOM_NL__2PRFIN20080319_105609_000000452067_00023_31640_4735.N1	19-MAR-2008 10:56:09	Dark	44.500	141	Bet Ara	2.8400	4600.0	89	31640	No
140	GOM_NL__2PRFIN20080319_105945_000000402067_00023_31640_4736.N1	19-MAR-2008 10:59:45	Dark	39.500	134	Bet TrA	2.8100	6600.0	79	31640	No
141	GOM_NL__2PRFIN20080319_110229_000000442067_00023_31640_4737.N1	19-MAR-2008 11:02:29	Dark	44.000	4	Alp1Cen	-0.010000	5800.0	88	31640	No
142	GOM_NL__2PRFIN20080319_110438_000000492067_00023_31640_4738.N1	19-MAR-2008 11:04:38	Dark	49.000	78	Alp Lup	2.3040	28000.	98	31640	No
143	GOM_NL__2PRFIN20080319_110645_000000442067_00023_31640_4739.N1	19-MAR-2008 11:06:45	Straylight	43.500	26	Gam Cru	1.6240	2900.0	87	31640	No
144	GOM_NL__2PRFIN20080319_110832_000000412067_00023_31640_4740.N1	19-MAR-2008 11:08:32	Straylight	41.000	64	Gam Cen	2.2000	10600.	82	31640	No
145	GOM_NL__2PRFIN20080319_111051_000000462067_00023_31640_4741.N1	19-MAR-2008 11:10:51	Straylight	46.000	123	lot Cen	2.7500	10200.	92	31640	No
146	GOM_NL__2PRFIN20080319_111623_000000482067_00023_31640_4742.N1	19-MAR-2008 11:16:23	Straylight	47.500	106	9Bet Crv	2.6480	5600.0	95	31640	No
147	GOM_NL__2PRFIN20080319_111836_000000472067_00023_31640_4743.N1	19-MAR-2008 11:18:36	Tw_i_and_stray	46.500	100	4Gam Crv	2.5800	13100.	93	31640	No
148	GOM_NL__2PRFIN20080319_113007_000000362067_00023_31640_4744.N1	19-MAR-2008 11:30:07	Bright	36.000	51	41Gam1Leo	2.0100	4500.0	72	31640	No
149	GOM_NL__2PRFIN20080319_113737_000000562067_00023_31640_4745.N1	19-MAR-2008 11:37:37	Bright	56.000	174	52Psi UMa	3.0040	4400.0	112	31640	No
150	GOM_NL__2PRFIN20080319_114052_000000372067_00023_31640_4746.N1	19-MAR-2008 11:40:52	Bright	37.000	82	48Bet UMa	2.3650	10600.	74	31640	No
151	GOM_NL__2PRFIN20080319_114222_000000392067_00023_31640_4747.N1	19-MAR-2008 11:42:22	Bright	38.500	36	50Alp UMa	1.8000	6300.0	77	31640	No
152	GOM_NL__2PRFIN20080319_114919_000000422067_00023_31640_4748.N1	19-MAR-2008 11:49:19	Bright	41.500	60	7Bet UMi	2.0810	3950.0	83	31640	No
153	GOM_NL__2PRFIN20080319_115746_000000352067_00023_31640_4749.N1	19-MAR-2008 11:57:46	Bright	35.000	89	5Alp Cep	2.4510	8000.0	70	31640	No
154	GOM_NL__2PRFIN20080319_120254_000000372067_00023_31640_4750.N1	19-MAR-2008 12:02:54	Bright	37.000	19	50Alp Cyg	1.2460	10500.	74	31640	No
155	GOM_NL__2PRFIN20080319_120429_000000372067_00023_31640_4751.N1	19-MAR-2008 12:04:29	Bright	36.500	66	37Gam Cyg	2.2080	5900.0	73	31640	No
156	GOM_NL__2PRFIN20080319_120615_000000362067_00023_31640_4752.N1	19-MAR-2008 12:06:15	Bright	36.000	92	53Eps Cyg	2.5000	4500.0	72	31640	No
157	GOM_NL__2PRFIN20080319_121453_000000552067_00023_31640_4753.N1	19-MAR-2008 12:14:53	Tw_i_and_stray	54.500	11	53Alp Aql	0.76500	8000.0	109	31640	No
158	GOM_NL__2PRFIN20080319_122524_000000472067_00023_31640_4754.N1	19-MAR-2008 12:25:24	Dark	47.000	155	41Pi Sgr	2.9000	6600.0	94	31640	No
159	GOM_NL__2PRFIN20080319_122730_000000472067_00023_31640_4755.N1	19-MAR-2008 12:27:30	Dark	46.500	57	34Sig Sgr	2.0660	26000.	93	31640	No
160	GOM_NL__2PRFIN20080319_123102_000000472067_00023_31640_4756.N1	19-MAR-2008 12:31:02	Dark	46.500	38	20Eps Sgr	1.8360	11000.	93	31640	No

161	GOM_NL__2PRFIN20080319_123646_000000422067_00024_31641_5176.N1	19-MAR-2008 12:36:46	Dark	41.500	141	Bet Ara	2.8400	4600.0	83	31641	No
162	GOM_NL__2PRFIN20080319_124021_000000392067_00024_31641_5177.N1	19-MAR-2008 12:40:21	Dark	39.000	134	Bet TrA	2.8100	6600.0	78	31641	No
163	GOM_NL__2PRFIN20080319_124305_000000572067_00024_31641_5178.N1	19-MAR-2008 12:43:05	Dark	57.000	4	Alp1Cen	-0.010000	5800.0	114	31641	No
164	GOM_NL__2PRFIN20080319_124515_000000472067_00024_31641_5179.N1	19-MAR-2008 12:45:15	Dark	47.000	78	Alp Lup	2.3040	28000.	94	31641	No
165	GOM_NL__2PRFIN20080319_124721_000000452067_00024_31641_5180.N1	19-MAR-2008 12:47:21	Straylight	44.500	26	Gam Cru	1.6240	2900.0	89	31641	No
166	GOM_NL__2PRFIN20080319_124909_000000432067_00024_31641_5181.N1	19-MAR-2008 12:49:09	Straylight	43.000	64	Gam Cen	2.2000	10600.	86	31641	No
167	GOM_NL__2PRFIN20080319_125127_000000472067_00024_31641_5182.N1	19-MAR-2008 12:51:27	Straylight	47.000	123	lot Cen	2.7500	10200.	94	31641	No
168	GOM_NL__2PRFIN20080319_125659_000000502067_00024_31641_5183.N1	19-MAR-2008 12:56:59	Straylight	50.000	106	9Bet Crv	2.6480	5600.0	100	31641	No
169	GOM_NL__2PRFIN20080319_125912_000000462067_00024_31641_5184.N1	19-MAR-2008 12:59:12	Tw_i_and_stray	46.000	100	4Gam Crv	2.5800	13100.	92	31641	No
170	GOM_NL__2PRFIN20080319_131043_000000372067_00024_31641_5185.N1	19-MAR-2008 13:10:43	Bright	36.500	51	41Gam1Leo	2.0100	4500.0	73	31641	No
171	GOM_NL__2PRFIN20080319_131813_000000382067_00024_31641_5186.N1	19-MAR-2008 13:18:13	Bright	37.500	174	52Psi UMa	3.0040	4400.0	75	31641	No
172	GOM_NL__2PRFIN20080319_132127_000000372067_00024_31641_5187.N1	19-MAR-2008 13:21:27	Bright	37.000	82	48Bet UMa	2.3650	10600.	74	31641	No
173	GOM_NL__2PRFIN20080319_132258_000000382067_00024_31641_5188.N1	19-MAR-2008 13:22:58	Bright	37.500	36	50Alp UMa	1.8000	6300.0	75	31641	No
174	GOM_NL__2PRFIN20080319_132955_000000402067_00024_31641_5189.N1	19-MAR-2008 13:29:55	Bright	39.500	60	7Bet UMi	2.0810	3950.0	79	31641	No
175	GOM_NL__2PRFIN20080319_133822_000000362067_00024_31641_5190.N1	19-MAR-2008 13:38:22	Bright	36.000	89	5Alp Cep	2.4510	8000.0	72	31641	No
176	GOM_NL__2PRFIN20080319_134330_000000372067_00024_31641_5191.N1	19-MAR-2008 13:43:30	Bright	36.500	19	50Alp Cyg	1.2460	10500.	73	31641	No
177	GOM_NL__2PRFIN20080319_134505_000000402067_00024_31641_5192.N1	19-MAR-2008 13:45:05	Bright	39.500	66	37Gam Cyg	2.2080	5900.0	79	31641	No
178	GOM_NL__2PRFIN20080319_134651_000000372067_00024_31641_5193.N1	19-MAR-2008 13:46:51	Bright	36.500	92	53Eps Cyg	2.5000	4500.0	73	31641	No
179	GOM_NL__2PRFIN20080319_135529_000000542067_00024_31641_5194.N1	19-MAR-2008 13:55:29	Tw_i_and_stray	53.500	11	53Alp Aql	0.76500	8000.0	107	31641	No
180	GOM_NL__2PRFIN20080319_140601_000000482067_00024_31641_5195.N1	19-MAR-2008 14:06:01	Dark	47.500	155	41Pi Sgr	2.9000	6600.0	95	31641	No
181	GOM_NL__2PRFIN20080319_140807_000000482067_00024_31641_5196.N1	19-MAR-2008 14:08:07	Dark	47.500	57	34Sig Sgr	2.0660	26000.	95	31641	No
182	GOM_NL__2PRFIN20080319_141138_000000482067_00024_31641_5197.N1	19-MAR-2008 14:11:38	Dark	47.500	38	20Eps Sgr	1.8360	11000.	95	31641	No
183	GOM_NL__2PRFIN20080319_141723_000000432067_00025_31642_5112.N1	19-MAR-2008 14:17:23	Dark	42.500	141	Bet Ara	2.8400	4600.0	85	31642	No
184	GOM_NL__2PRFIN20080319_142058_000000402067_00025_31642_5113.N1	19-MAR-2008 14:20:58	Dark	40.000	134	Bet TrA	2.8100	6600.0	80	31642	No
185	GOM_NL__2PRFIN20080319_142341_000000462067_00025_31642_5114.N1	19-MAR-2008 14:23:41	Dark	45.500	4	Alp1Cen	-0.010000	5800.0	91	31642	No
186	GOM_NL__2PRFIN20080319_142552_000000472067_00025_31642_5115.N1	19-MAR-2008 14:25:52	Dark	47.000	78	Alp Lup	2.3040	28000.	94	31642	No
187	GOM_NL__2PRFIN20080319_142758_000000482067_00025_31642_5116.N1	19-MAR-2008 14:27:58	Straylight	47.500	26	Gam Cru	1.6240	2900.0	95	31642	No
188	GOM_NL__2PRFIN20080319_142945_000000432067_00025_31642_5117.N1	19-MAR-2008 14:29:45	Straylight	42.500	64	Gam Cen	2.2000	10600.	85	31642	No
189	GOM_NL__2PRFIN20080319_143204_000000482067_00025_31642_5118.N1	19-MAR-2008 14:32:04	Straylight	48.000	123	lot Cen	2.7500	10200.	96	31642	No
190	GOM_NL__2PRFIN20080319_143736_000000512067_00025_31642_5119.N1	19-MAR-2008 14:37:36	Straylight	51.000	106	9Bet Crv	2.6480	5600.0	102	31642	No
191	GOM_NL__2PRFIN20080319_143948_000000442067_00025_31642_5120.N1	19-MAR-2008 14:39:48	Tw_i_and_stray	44.000	100	4Gam Crv	2.5800	13100.	88	31642	No
192	GOM_NL__2PRFIN20080319_145119_000000372067_00025_31642_5121.N1	19-MAR-2008 14:51:19	Bright	36.500	51	41Gam1Leo	2.0100	4500.0	73	31642	No
193	GOM_NL__2PRFIN20080319_145849_000000562067_00025_31642_5122.N1	19-MAR-2008 14:58:49	Bright	56.000	174	52Psi UMa	3.0040	4400.0	112	31642	No
194	GOM_NL__2PRFIN20080319_150203_000000372067_00025_31642_5123.N1	19-MAR-2008 15:02:03	Bright	36.500	82	48Bet UMa	2.3650	10600.	73	31642	No
195	GOM_NL__2PRFIN20080319_150334_000000392067_00025_31642_5124.N1	19-MAR-2008 15:03:34	Bright	38.500	36	50Alp UMa	1.8000	6300.0	77	31642	No
196	GOM_NL__2PRFIN20080319_151031_000000392067_00025_31642_5125.N1	19-MAR-2008 15:10:31	Bright	39.000	60	7Bet UMi	2.0810	3950.0	78	31642	No
197	GOM_NL__2PRFIN20080319_151858_000000372067_00025_31642_5126.N1	19-MAR-2008 15:18:58	Bright	36.500	89	5Alp Cep	2.4510	8000.0	73	31642	No
198	GOM_NL__2PRFIN20080319_152406_000000372067_00025_31642_5127.N1	19-MAR-2008 15:24:06	Bright	37.000	19	50Alp Cyg	1.2460	10500.	74	31642	No
199	GOM_NL__2PRFIN20080319_152541_000000472067_00025_31642_5128.N1	19-MAR-2008 15:25:41	Bright	47.000	66	37Gam Cyg	2.2080	5900.0	94	31642	No
200	GOM_NL__2PRFIN20080319_152728_000000382067_00025_31642_5129.N1	19-MAR-2008 15:27:28	Bright	37.500	92	53Eps Cyg	2.5000	4500.0	75	31642	No
201	GOM_NL__2PRFIN20080319_153606_000000502067_00025_31642_5130.N1	19-MAR-2008 15:36:06	Tw_i_and_stray	49.500	11	53Alp Aql	0.76500	8000.0	99	31642	No
202	GOM_NL__2PRFIN20080319_154638_000000492067_00025_31642_5131.N1	19-MAR-2008 15:46:38	Dark	49.000	155	41Pi Sgr	2.9000	6600.0	98	31642	No
203	GOM_NL__2PRFIN20080319_154843_000000502067_00025_31642_5132.N1	19-MAR-2008 15:48:43	Dark	49.500	57	34Sig Sgr	2.0660	26000.	99	31642	No
204	GOM_NL__2PRFIN20080319_155216_000000492067_00025_31642_5133.N1	19-MAR-2008 15:52:16	Dark	48.500	38	20Eps Sgr	1.8360	11000.	97	31642	No
205	GOM_NL__2PRFIN20080319_155759_000000432067_00026_31643_5119.N1	19-MAR-2008 15:57:59	Dark	42.500	141	Bet Ara	2.8400	4600.0	85	31643	No
206	GOM_NL__2PRFIN20080319_160134_000000382067_00026_31643_5120.N1	19-MAR-2008 16:01:34	Dark	38.000	134	Bet TrA	2.8100	6600.0	76	31643	No
207	GOM_NL__2PRFIN20080319_160418_000000422067_00026_31643_5121.N1	19-MAR-2008 16:04:18	Dark	42.000	4	Alp1Cen	-0.010000	5800.0	84	31643	No
208	GOM_NL__2PRFIN20080319_160629_000000462067_00026_31643_5122.N1	19-MAR-2008 16:06:29	Dark	46.000	78	Alp Lup	2.3040	28000.	92	31643	No
209	GOM_NL__2PRFIN20080319_160834_000000462067_00026_31643_5123.N1	19-MAR-2008 16:08:34	Straylight	45.500	26	Gam Cru	1.6240	2900.0	91	31643	No
210	GOM_NL__2PRFIN20080319_161022_000000412067_00026_31643_5124.N1	19-MAR-2008 16:10:22	Straylight	41.000	64	Gam Cen	2.2000	10600.	82	31643	No
211	GOM_NL__2PRFIN20080319_161240_000000482067_00026_31643_5125.N1	19-MAR-2008 16:12:40	Straylight	47.500	123	lot Cen	2.7500	10200.	95	31643	No
212	GOM_NL__2PRFIN20080319_161812_000000542067_00026_31643_5126.N1	19-MAR-2008 16:18:12	Straylight	54.000	106	9Bet Crv	2.6480	5600.0	108	31643	No
213	GOM_NL__2PRFIN20080319_162025_000000482067_00026_31643_5127.N1	19-MAR-2008 16:20:25	Tw_i_and_stray	47.500	100	4Gam Crv	2.5800	13100.	95	31643	No
214	GOM_NL__2PRFIN20080319_163155_000000372067_00026_31643_5128.N1	19-MAR-2008 16:31:55	Bright	36.500	51	41Gam1Leo	2.0100	4500.0	73	31643	No
215	GOM_NL__2PRFIN20080319_163924_000000392067_00026_31643_5129.N1	19-MAR-2008 16:39:24	Bright	39.000	174	52Psi UMa	3.0040	4400.0	78	31643	No
216	GOM_NL__2PRFIN20080319_164239_000000372067_00026_31643_5130.N1	19-MAR-2008 16:42:39	Bright	37.000	82	48Bet UMa	2.3650	10600.	74	31643	No
217	GOM_NL__2PRFIN20080319_164409_000000392067_00026_31643_5131.N1	19-MAR-2008 16:44:09	Bright	38.500	36	50Alp UMa	1.8000	6300.0	77	31643	No
218	GOM_NL__2PRFIN20080319_165106_000000422067_00026_31643_5132.N1	19-MAR-2008 16:51:06	Bright	42.000	60	7Bet UMi	2.0810	3950.0	84	31643	No
219	GOM_NL__2PRFIN20080319_165934_000000372067_00026_31643_5133.N1	19-MAR-2008 16:59:34	Bright	36.500	89	5Alp Cep	2.4510	8000.0	73	31643	No

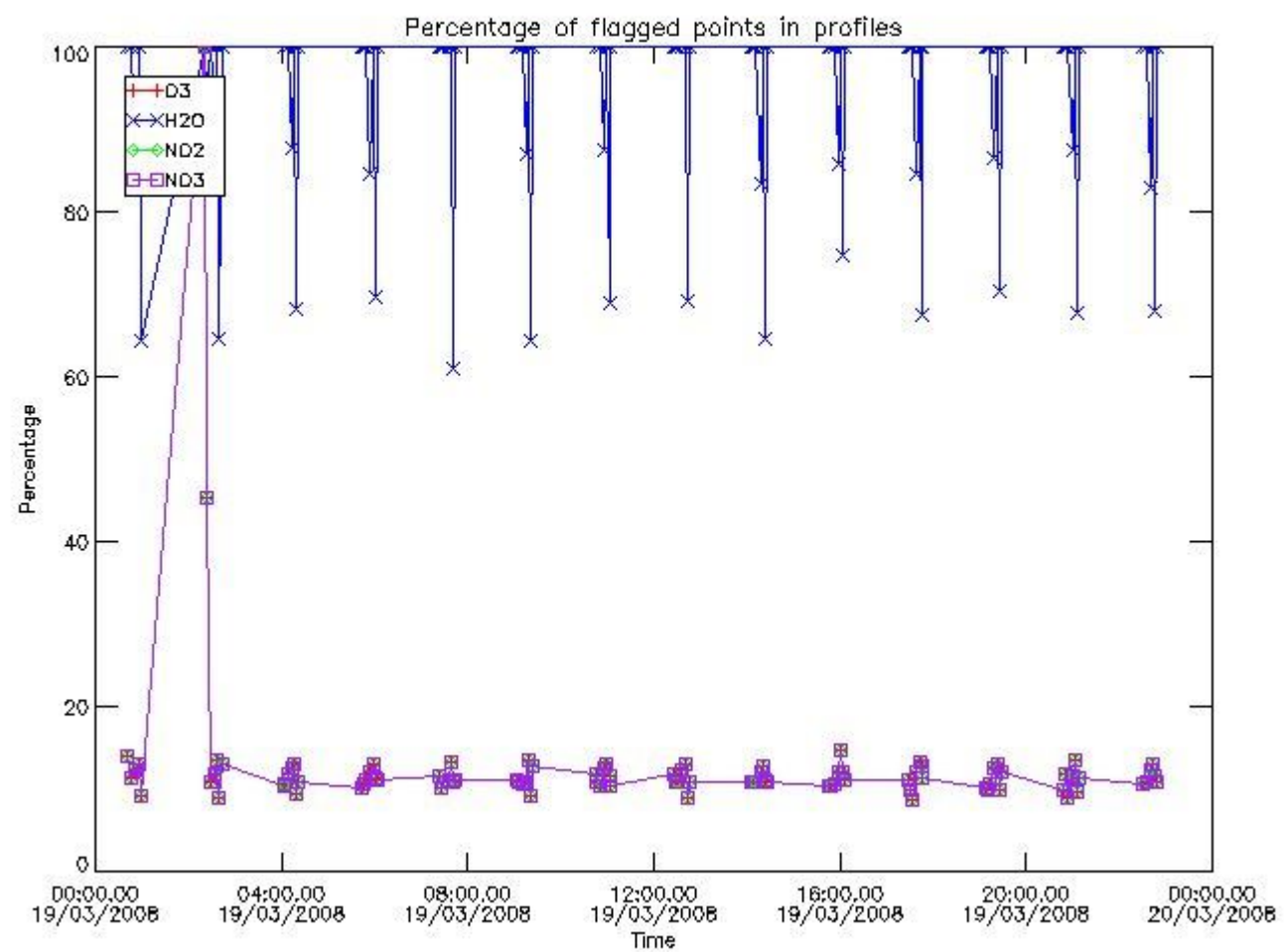
220	GOM_NL__2PRFIN20080319_170442_000000382067_00026_31643_5134.N1	19-MAR-2008 17:04:42	Bright	37.500	19	50Alp Cyg	1.2460	10500.	75	31643	No
221	GOM_NL__2PRFIN20080319_170617_000000402067_00026_31643_5135.N1	19-MAR-2008 17:06:17	Bright	39.500	66	37Gam Cyg	2.2080	5900.0	79	31643	No
222	GOM_NL__2PRFIN20080319_170804_000000382067_00026_31643_5136.N1	19-MAR-2008 17:08:04	Bright	38.000	92	53Eps Cyg	2.5000	4500.0	76	31643	No
223	GOM_NL__2PRFIN20080319_171642_000000542067_00026_31643_5137.N1	19-MAR-2008 17:16:42	Twilight	54.000	11	53Alp Aql	0.76500	8000.0	108	31643	No
224	GOM_NL__2PRFIN20080319_172715_000000462067_00026_31643_5138.N1	19-MAR-2008 17:27:15	Dark	46.000	155	41Pi Sgr	2.9000	6600.0	92	31643	No
225	GOM_NL__2PRFIN20080319_172920_000000512067_00026_31643_5139.N1	19-MAR-2008 17:29:20	Dark	51.000	57	34Sig Sgr	2.0660	26000.	102	31643	No
226	GOM_NL__2PRFIN20080319_173253_000000592067_00026_31643_5140.N1	19-MAR-2008 17:32:53	Dark	58.500	38	20Eps Sgr	1.8360	11000.	117	31643	No
227	GOM_NL__2PRFIN20080319_173836_000000432067_00027_31644_5125.N1	19-MAR-2008 17:38:36	Dark	42.500	141	Bet Ara	2.8400	4600.0	85	31644	No
228	GOM_NL__2PRFIN20080319_174211_000000392067_00027_31644_5126.N1	19-MAR-2008 17:42:11	Dark	38.500	134	Bet TrA	2.8100	6600.0	77	31644	No
229	GOM_NL__2PRFIN20080319_174454_000000442067_00027_31644_5127.N1	19-MAR-2008 17:44:54	Dark	43.500	4	Alp1Cen	-0.010000	5800.0	87	31644	No
230	GOM_NL__2PRFIN20080319_174705_000000452067_00027_31644_5128.N1	19-MAR-2008 17:47:05	Dark	45.000	78	Alp Lup	2.3040	28000.	90	31644	No
231	GOM_NL__2PRFIN20080319_174910_000000522067_00027_31644_5129.N1	19-MAR-2008 17:49:10	Straylight	51.500	26	Gam Cru	1.6240	2900.0	103	31644	No
232	GOM_NL__2PRFIN20080319_175058_000000432067_00027_31644_5130.N1	19-MAR-2008 17:50:58	Straylight	42.500	64	Gam Cen	2.2000	10600.	85	31644	No
233	GOM_NL__2PRFIN20080319_175317_000000502067_00027_31644_5131.N1	19-MAR-2008 17:53:17	Straylight	49.500	123	lot Cen	2.7500	10200.	99	31644	No
234	GOM_NL__2PRFIN20080319_175848_000000532067_00027_31644_5132.N1	19-MAR-2008 17:58:48	Straylight	53.000	106	9Bet Crv	2.6480	5600.0	106	31644	No
235	GOM_NL__2PRFIN20080319_180101_000000502067_00027_31644_5133.N1	19-MAR-2008 18:01:01	Twilight	50.000	100	4Gam Crv	2.5800	13100.	100	31644	No
236	GOM_NL__2PRFIN20080319_181231_000000372067_00027_31644_5134.N1	19-MAR-2008 18:12:31	Bright	36.500	51	41Gam1Leo	2.0100	4500.0	73	31644	No
237	GOM_NL__2PRFIN20080319_182000_000000402067_00027_31644_5135.N1	19-MAR-2008 18:20:00	Bright	39.500	174	52Psi UMa	3.0040	4400.0	79	31644	No
238	GOM_NL__2PRFIN20080319_182315_000000362067_00027_31644_5136.N1	19-MAR-2008 18:23:15	Bright	36.000	82	48Bet UMa	2.3650	10600.	72	31644	No
239	GOM_NL__2PRFIN20080319_182445_000000372067_00027_31644_5137.N1	19-MAR-2008 18:24:45	Bright	36.500	36	50Alp UMa	1.8000	6300.0	73	31644	No
240	GOM_NL__2PRFIN20080319_183142_000000412067_00027_31644_5138.N1	19-MAR-2008 18:31:42	Bright	41.000	60	7Bet UMi	2.0810	3950.0	82	31644	No
241	GOM_NL__2PRFIN20080319_184010_000000352067_00027_31644_5139.N1	19-MAR-2008 18:40:10	Bright	35.000	89	5Alp Cep	2.4510	8000.0	70	31644	No
242	GOM_NL__2PRFIN20080319_184518_000000372067_00027_31644_5140.N1	19-MAR-2008 18:45:18	Bright	37.000	19	50Alp Cyg	1.2460	10500.	74	31644	No
243	GOM_NL__2PRFIN20080319_184653_000000402067_00027_31644_5141.N1	19-MAR-2008 18:46:53	Bright	39.500	66	37Gam Cyg	2.2080	5900.0	79	31644	No
244	GOM_NL__2PRFIN20080319_184840_000000382067_00027_31644_5142.N1	19-MAR-2008 18:48:40	Bright	38.000	92	53Eps Cyg	2.5000	4500.0	76	31644	No
245	GOM_NL__2PRFIN20080319_185719_000000552067_00027_31644_5143.N1	19-MAR-2008 18:57:19	Twilight	55.000	11	53Alp Aql	0.76500	8000.0	110	31644	No
246	GOM_NL__2PRFIN20080319_190752_000000512067_00027_31644_5144.N1	19-MAR-2008 19:07:52	Dark	50.500	155	41Pi Sgr	2.9000	6600.0	101	31644	No
247	GOM_NL__2PRFIN20080319_190957_000000522067_00027_31644_5145.N1	19-MAR-2008 19:09:57	Dark	52.000	57	34Sig Sgr	2.0660	26000.	104	31644	No
248	GOM_NL__2PRFIN20080319_191330_000000492067_00027_31644_5146.N1	19-MAR-2008 19:13:30	Dark	48.500	38	20Eps Sgr	1.8360	11000.	97	31644	No
249	GOM_NL__2PRFIN20080319_191913_000000412067_00028_31645_4816.N1	19-MAR-2008 19:19:13	Dark	41.000	141	Bet Ara	2.8400	4600.0	82	31645	No
250	GOM_NL__2PRFIN20080319_192247_000000392067_00028_31645_4817.N1	19-MAR-2008 19:22:47	Dark	39.000	134	Bet TrA	2.8100	6600.0	78	31645	No
251	GOM_NL__2PRFIN20080319_192531_000000562067_00028_31645_4818.N1	19-MAR-2008 19:25:31	Dark	56.000	4	Alp1Cen	-0.010000	5800.0	112	31645	No
252	GOM_NL__2PRFIN20080319_192742_000000472067_00028_31645_4819.N1	19-MAR-2008 19:27:42	Dark	46.500	78	Alp Lup	2.3040	28000.	93	31645	No
253	GOM_NL__2PRFIN20080319_192947_000000522067_00028_31645_4820.N1	19-MAR-2008 19:29:47	Straylight	52.000	26	Gam Cru	1.6240	2900.0	104	31645	No
254	GOM_NL__2PRFIN20080319_193134_000000402067_00028_31645_4821.N1	19-MAR-2008 19:31:34	Straylight	40.000	64	Gam Cen	2.2000	10600.	80	31645	No
255	GOM_NL__2PRFIN20080319_193353_000000492067_00028_31645_4822.N1	19-MAR-2008 19:33:53	Straylight	48.500	123	lot Cen	2.7500	10200.	97	31645	No
256	GOM_NL__2PRFIN20080319_193924_000000502067_00028_31645_4823.N1	19-MAR-2008 19:39:24	Straylight	50.000	106	9Bet Crv	2.6480	5600.0	100	31645	No
257	GOM_NL__2PRFIN20080319_194137_000000492067_00028_31645_4824.N1	19-MAR-2008 19:41:37	Twilight	49.000	100	4Gam Crv	2.5800	13100.	98	31645	No
258	GOM_NL__2PRFIN20080319_195307_000000372067_00028_31645_4825.N1	19-MAR-2008 19:53:07	Bright	37.000	51	41Gam1Leo	2.0100	4500.0	74	31645	No
259	GOM_NL__2PRFIN20080319_200036_000000382067_00028_31645_4826.N1	19-MAR-2008 20:00:36	Bright	38.000	174	52Psi UMa	3.0040	4400.0	76	31645	No
260	GOM_NL__2PRFIN20080319_200350_000000372067_00028_31645_4827.N1	19-MAR-2008 20:03:50	Bright	36.500	82	48Bet UMa	2.3650	10600.	73	31645	No
261	GOM_NL__2PRFIN20080319_200521_000000392067_00028_31645_4828.N1	19-MAR-2008 20:05:21	Bright	39.000	36	50Alp UMa	1.8000	6300.0	78	31645	No
262	GOM_NL__2PRFIN20080319_201218_000000412067_00028_31645_4829.N1	19-MAR-2008 20:12:18	Bright	41.000	60	7Bet UMi	2.0810	3950.0	82	31645	No
263	GOM_NL__2PRFIN20080319_202046_000000342067_00028_31645_4830.N1	19-MAR-2008 20:20:46	Bright	33.500	89	5Alp Cep	2.4510	8000.0	67	31645	No
264	GOM_NL__2PRFIN20080319_202554_000000392067_00028_31645_4831.N1	19-MAR-2008 20:25:54	Bright	38.500	19	50Alp Cyg	1.2460	10500.	77	31645	No
265	GOM_NL__2PRFIN20080319_202729_000000402067_00028_31645_4832.N1	19-MAR-2008 20:27:29	Bright	39.500	66	37Gam Cyg	2.2080	5900.0	79	31645	No
266	GOM_NL__2PRFIN20080319_202916_000000382067_00028_31645_4833.N1	19-MAR-2008 20:29:16	Bright	37.500	92	53Eps Cyg	2.5000	4500.0	75	31645	No
267	GOM_NL__2PRFIN20080319_203755_000000532067_00028_31645_4834.N1	19-MAR-2008 20:37:55	Twilight	52.500	11	53Alp Aql	0.76500	8000.0	105	31645	No
268	GOM_NL__2PRFIN20080319_204829_000000522067_00028_31645_4835.N1	19-MAR-2008 20:48:29	Dark	52.000	155	41Pi Sgr	2.9000	6600.0	104	31645	No
269	GOM_NL__2PRFIN20080319_205034_000000482067_00028_31645_4836.N1	19-MAR-2008 20:50:34	Dark	47.500	57	34Sig Sgr	2.0660	26000.	95	31645	No
270	GOM_NL__2PRFIN20080319_205406_000000572067_00028_31645_4837.N1	19-MAR-2008 20:54:06	Dark	57.000	38	20Eps Sgr	1.8360	11000.	114	31645	No
271	GOM_NL__2PRFIN20080319_205949_000000452067_00029_31646_4824.N1	19-MAR-2008 20:59:49	Dark	44.500	141	Bet Ara	2.8400	4600.0	89	31646	No
272	GOM_NL__2PRFIN20080319_210324_000000382067_00029_31646_4825.N1	19-MAR-2008 21:03:24	Dark	38.000	134	Bet TrA	2.8100	6600.0	76	31646	No
273	GOM_NL__2PRFIN20080319_210607_000000532067_00029_31646_4826.N1	19-MAR-2008 21:06:07	Dark	53.000	4	Alp1Cen	-0.010000	5800.0	106	31646	No
274	GOM_NL__2PRFIN20080319_210819_000000452067_00029_31646_4827.N1	19-MAR-2008 21:08:19	Dark	45.000	78	Alp Lup	2.3040	28000.	90	31646	No
275	GOM_NL__2PRFIN20080319_211023_000000462067_00029_31646_4828.N1	19-MAR-2008 21:10:23	Straylight	46.000	26	Gam Cru	1.6240	2900.0	92	31646	No
276	GOM_NL__2PRFIN20080319_211211_000000412067_00029_31646_4829.N1	19-MAR-2008 21:12:11	Straylight	40.500	64	Gam Cen	2.2000	10600.	81	31646	No
277	GOM_NL__2PRFIN20080319_211430_000000462067_00029_31646_4830.N1	19-MAR-2008 21:14:30	Straylight	46.000	123	lot Cen	2.7500	10200.	92	31646	No
278	GOM_NL__2PRFIN20080319_212000_000000532067_00029_31646_4831.N1	19-MAR-2008 21:20:00	Straylight	53.000	106	9Bet Crv	2.6480	5600.0	106	31646	No

279	GOM_NL__2PRFIN20080319_212213_000000502067_00029_31646_4832.N1	19-MAR-2008 21:22:13	Twilight	50.000	100	4Gam Crv	2.5800	13100.	100	31646	No
280	GOM_NL__2PRFIN20080319_213343_000000362067_00029_31646_4833.N1	19-MAR-2008 21:33:43	Bright	36.000	51	41Gam1Leo	2.0100	4500.0	72	31646	No
281	GOM_NL__2PRFIN20080319_214111_000000362067_00029_31646_4834.N1	19-MAR-2008 21:41:11	Bright	36.000	174	52Psi UMa	3.0040	4400.0	72	31646	No
282	GOM_NL__2PRFIN20080319_214426_000000362067_00029_31646_4835.N1	19-MAR-2008 21:44:26	Bright	36.000	82	48Bet UMa	2.3650	10600.	72	31646	No
283	GOM_NL__2PRFIN20080319_214557_000000352067_00029_31646_4836.N1	19-MAR-2008 21:45:57	Bright	35.000	36	50Alp UMa	1.8000	6300.0	70	31646	No
284	GOM_NL__2PRFIN20080319_215253_000000412067_00029_31646_4837.N1	19-MAR-2008 21:52:53	Bright	41.000	60	7Bet UMi	2.0810	3950.0	82	31646	No
285	GOM_NL__2PRFIN20080319_220122_000000372067_00029_31646_4838.N1	19-MAR-2008 22:01:22	Bright	36.500	89	5Alp Cep	2.4510	8000.0	73	31646	No
286	GOM_NL__2PRFIN20080319_220630_000000362067_00029_31646_4839.N1	19-MAR-2008 22:06:30	Bright	35.500	19	50Alp Cyg	1.2460	10500.	71	31646	No
287	GOM_NL__2PRFIN20080319_220805_000000372067_00029_31646_4840.N1	19-MAR-2008 22:08:05	Bright	37.000	66	37Gam Cyg	2.2080	5900.0	74	31646	No
288	GOM_NL__2PRFIN20080319_220952_000000552067_00029_31646_4841.N1	19-MAR-2008 22:09:52	Bright	55.000	92	53Eps Cyg	2.5000	4500.0	110	31646	No
289	GOM_NL__2PRFIN20080319_221831_000000532067_00029_31646_4842.N1	19-MAR-2008 22:18:31	Twilight	53.000	11	53Alp Aql	0.76500	8000.0	106	31646	No
290	GOM_NL__2PRFIN20080319_222905_000000482067_00029_31646_4843.N1	19-MAR-2008 22:29:05	Dark	48.000	155	41Pi Sgr	2.9000	6600.0	96	31646	No
291	GOM_NL__2PRFIN20080319_223111_000000482067_00029_31646_4844.N1	19-MAR-2008 22:31:11	Dark	48.000	57	34Sig Sgr	2.0660	26000.	96	31646	No
292	GOM_NL__2PRFIN20080319_223443_000000482067_00029_31646_4845.N1	19-MAR-2008 22:34:43	Dark	47.500	38	20Eps Sgr	1.8360	11000.	95	31646	No
293	GOM_NL__2PRFIN20080319_224026_000000422067_00030_31647_4832.N1	19-MAR-2008 22:40:26	Dark	41.500	141	Bet Ara	2.8400	4600.0	83	31647	No
294	GOM_NL__2PRFIN20080319_224400_000000392067_00030_31647_4833.N1	19-MAR-2008 22:44:00	Dark	39.000	134	Bet TrA	2.8100	6600.0	78	31647	No
295	GOM_NL__2PRFIN20080319_224644_000000442067_00030_31647_4834.N1	19-MAR-2008 22:46:44	Dark	44.000	4	Alp1Cen	-0.010000	5800.0	88	31647	No
296	GOM_NL__2PRFIN20080319_224855_000000472067_00030_31647_4835.N1	19-MAR-2008 22:48:55	Dark	46.500	78	Alp Lup	2.3040	28000.	93	31647	No
297	GOM_NL__2PRFIN20080319_225059_000000482067_00030_31647_4836.N1	19-MAR-2008 22:50:59	Straylight	47.500	26	Gam Cru	1.6240	2900.0	95	31647	No
298	GOM_NL__2PRFIN20080319_225247_000000412067_00030_31647_4837.N1	19-MAR-2008 22:52:47	Straylight	40.500	64	Gam Cen	2.2000	10600.	81	31647	No
299	GOM_NL__2PRFIN20080319_225506_000000462067_00030_31647_4838.N1	19-MAR-2008 22:55:06	Straylight	46.000	123	lot Cen	2.7500	10200.	92	31647	No
300	GOM_NL__2PRFIN20080319_230036_000000502067_00030_31647_4839.N1	19-MAR-2008 23:00:36	Straylight	49.500	106	9Bet Crv	2.6480	5600.0	99	31647	No
301	GOM_NL__2PRFIN20080319_230249_000000472067_00030_31647_4840.N1	19-MAR-2008 23:02:49	Twilight	46.500	100	4Gam Crv	2.5800	13100.	93	31647	No
302	GOM_NL__2PRFIN20080319_231419_000000372067_00030_31647_4841.N1	19-MAR-2008 23:14:19	Bright	37.000	51	41Gam1Leo	2.0100	4500.0	74	31647	No
303	GOM_NL__2PRFIN20080319_232147_000000362067_00030_31647_4842.N1	19-MAR-2008 23:21:47	Bright	36.000	174	52Psi UMa	3.0040	4400.0	72	31647	No
304	GOM_NL__2PRFIN20080319_232502_000000372067_00030_31647_4843.N1	19-MAR-2008 23:25:02	Bright	36.500	82	48Bet UMa	2.3650	10600.	73	31647	No
305	GOM_NL__2PRFIN20080319_232632_000000392067_00030_31647_4844.N1	19-MAR-2008 23:26:32	Bright	39.000	36	50Alp UMa	1.8000	6300.0	78	31647	No
306	GOM_NL__2PRFIN20080319_233329_000000412067_00030_31647_4845.N1	19-MAR-2008 23:33:29	Bright	41.000	60	7Bet UMi	2.0810	3950.0	82	31647	No
307	GOM_NL__2PRFIN20080319_234158_000000362067_00030_31647_4846.N1	19-MAR-2008 23:41:58	Bright	36.000	89	5Alp Cep	2.4510	8000.0	72	31647	No
308	GOM_NL__2PRFIN20080319_234706_000000382067_00030_31647_4847.N1	19-MAR-2008 23:47:06	Bright	38.000	19	50Alp Cyg	1.2460	10500.	76	31647	No
309	GOM_NL__2PRFIN20080319_234841_000000392067_00030_31647_4848.N1	19-MAR-2008 23:48:41	Bright	39.000	66	37Gam Cyg	2.2080	5900.0	78	31647	No
310	GOM_NL__2PRFIN20080319_235028_000000362067_00030_31647_4849.N1	19-MAR-2008 23:50:28	Bright	35.500	92	53Eps Cyg	2.5000	4500.0	71	31647	No
311	GOM_NL__2PRFIN20080319_235908_000000622067_00030_31647_4850.N1	19-MAR-2008 23:59:08	Twilight	61.500	11	53Alp Aql	0.76500	8000.0	123	31647	No

3. Quality information per product

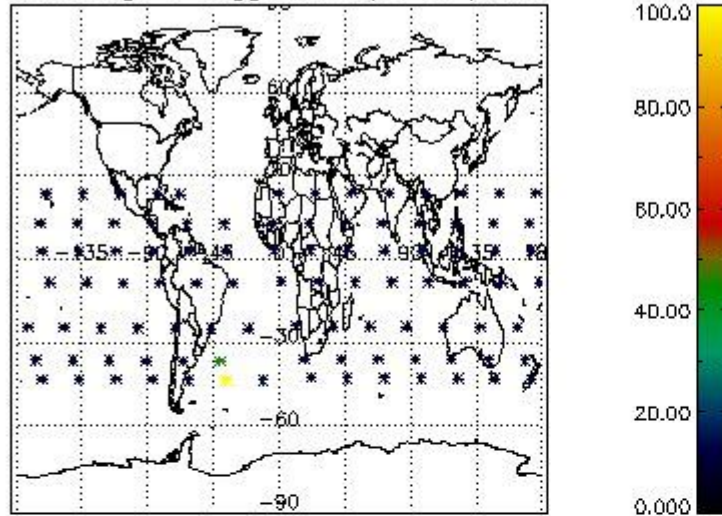
In this section it is plotted some information contained in the Quality Summary data set of the level 2 products. Only products in dark limb conditions and without errors (error flag in the MPH set to "0") are used.

3.1 Plot quality information per product (time dependant)

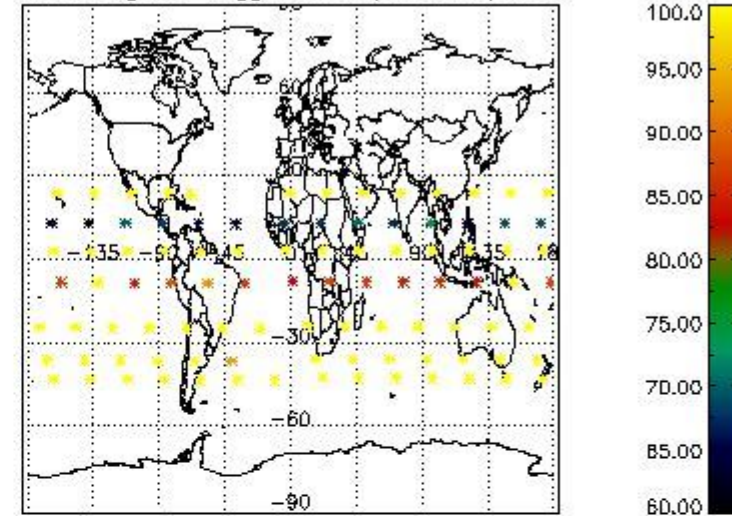


3.2 Plot quality information per product (world map)

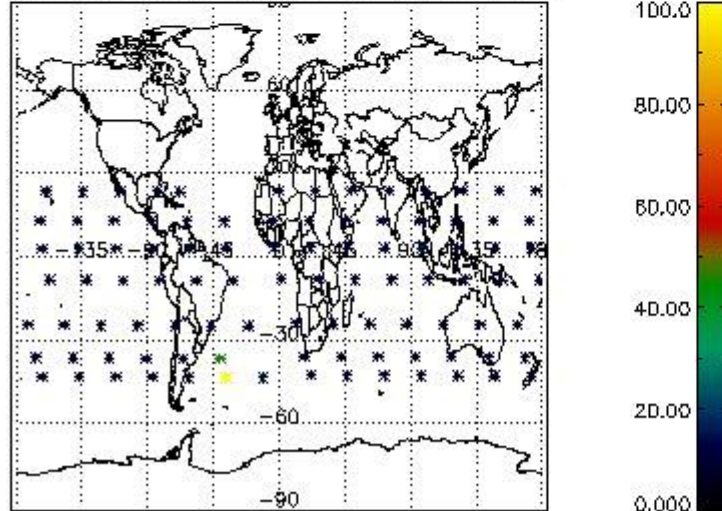
Percentage of flagged data per O3 profile



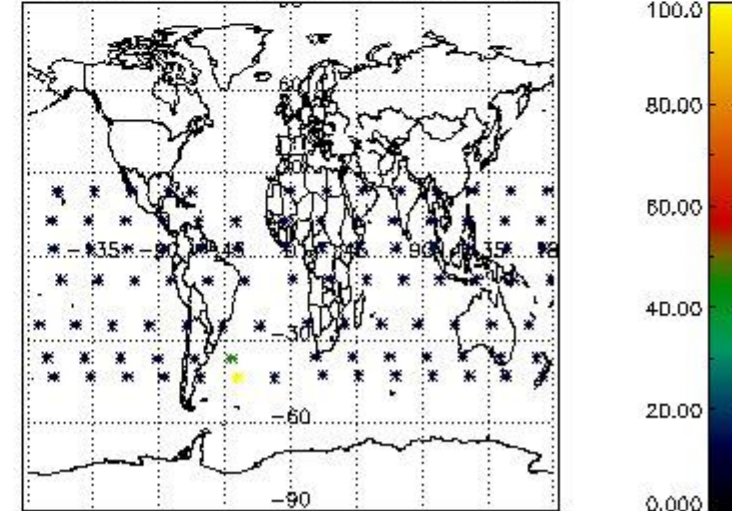
Percentage of flagged data per H2O profile



Percentage of flagged data per NO2 profile



Percentage of flagged data per NO3 profile

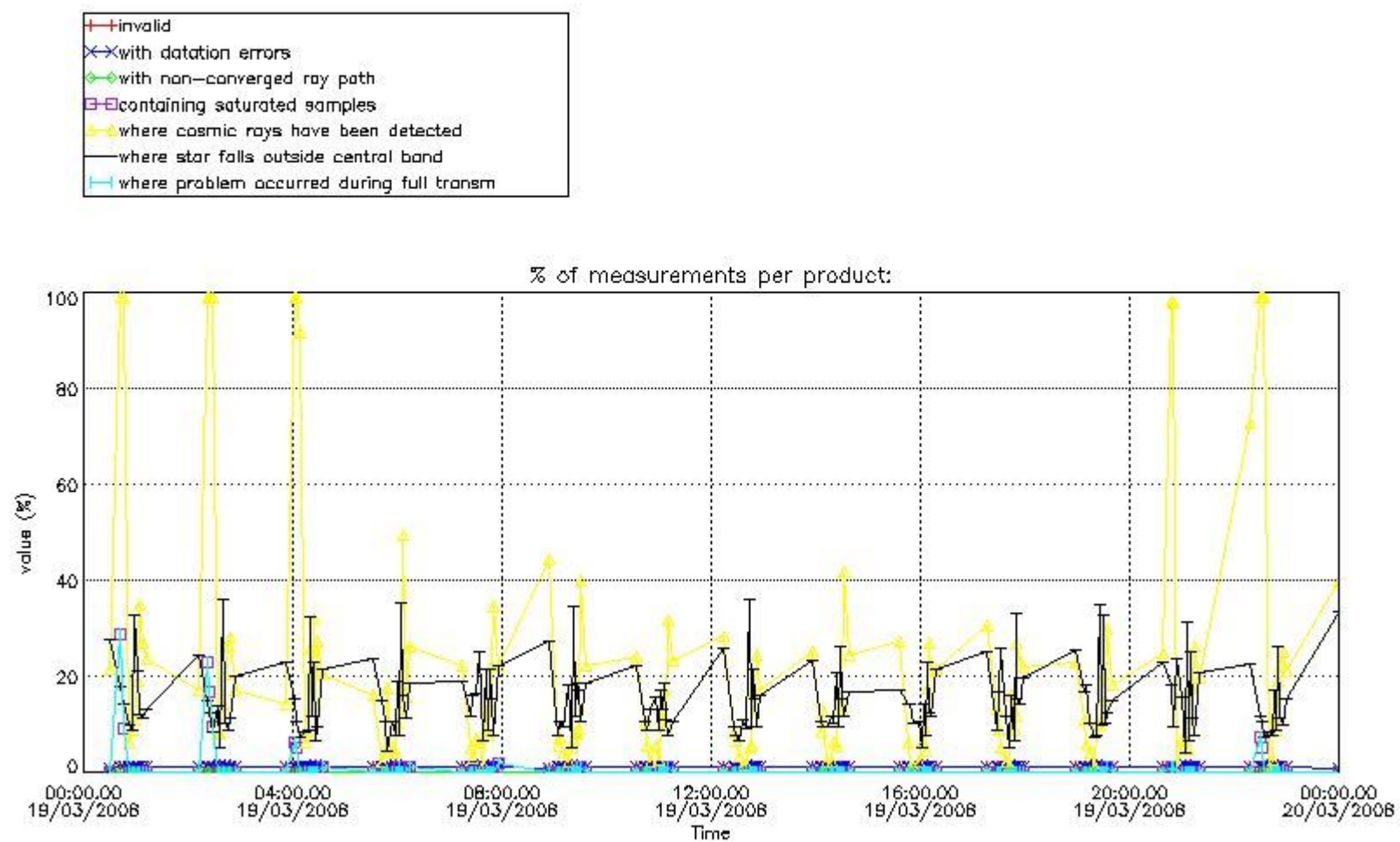


4. Level 1 quality information per product

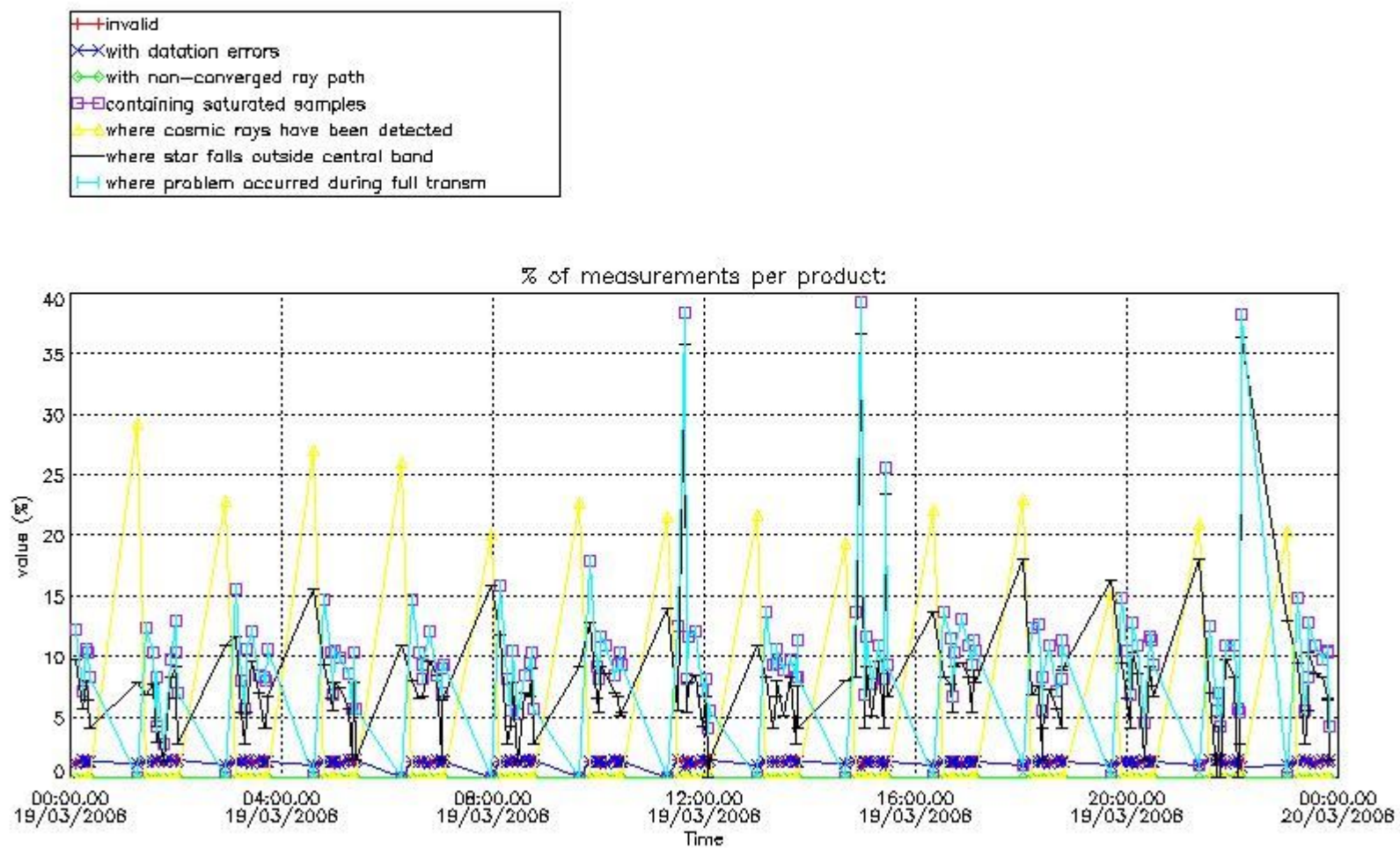
In this section it is plotted some information contained in the Quality Summary data set of the level 2 products that comes from the level 1b processing. Products without errors (error flag in the MPH set to "0") are used.

4.1 Plot quality information per product (time dependant) coming from level 1b processing

4.1.1 Plot level 1 quality information per product (time dependant): ENVISAT ASCENDING passes

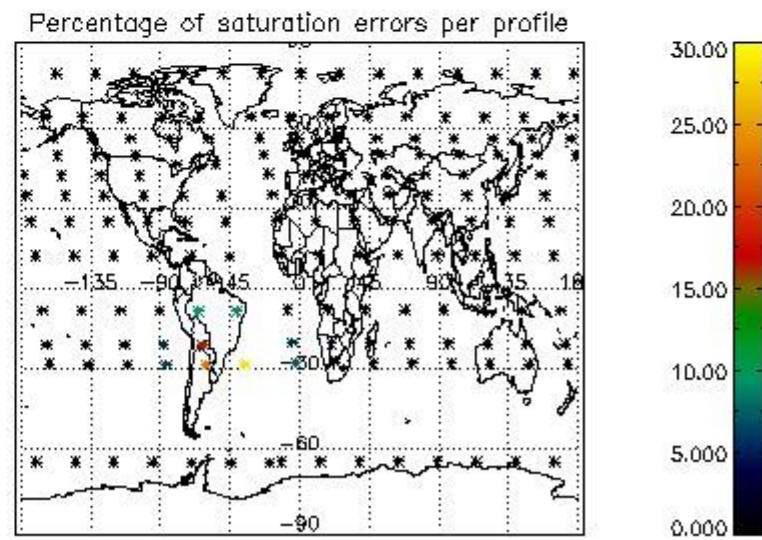
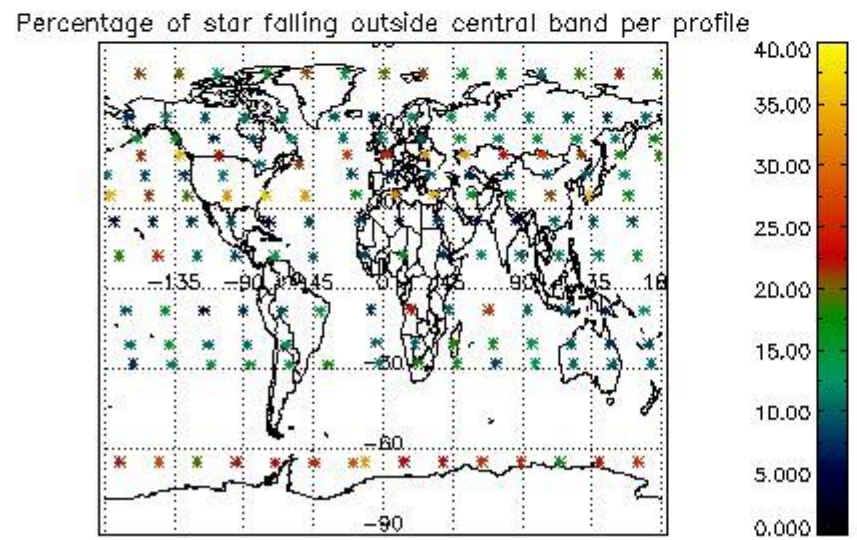
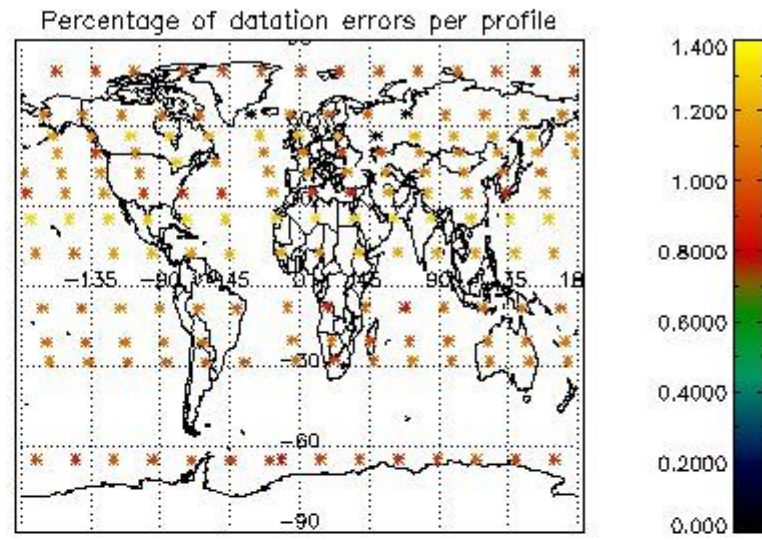
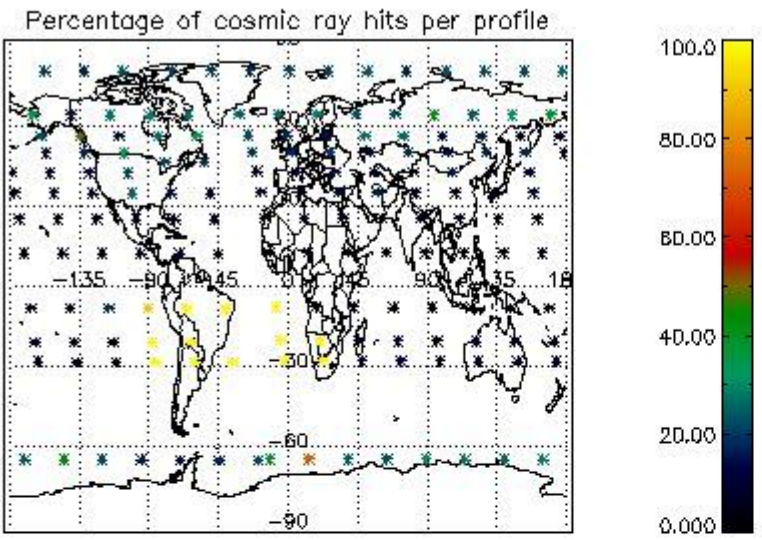


4.1.2 Plot level 1 quality information per product (time dependant): ENVI SAT DESCENDING passes

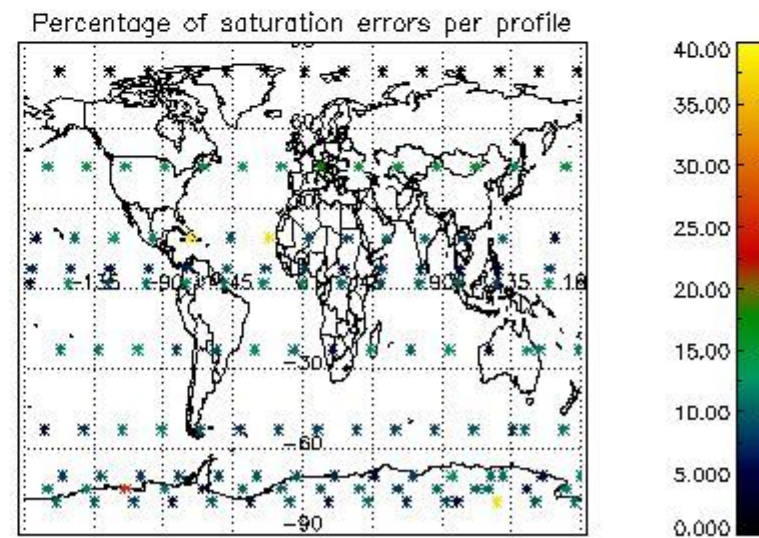
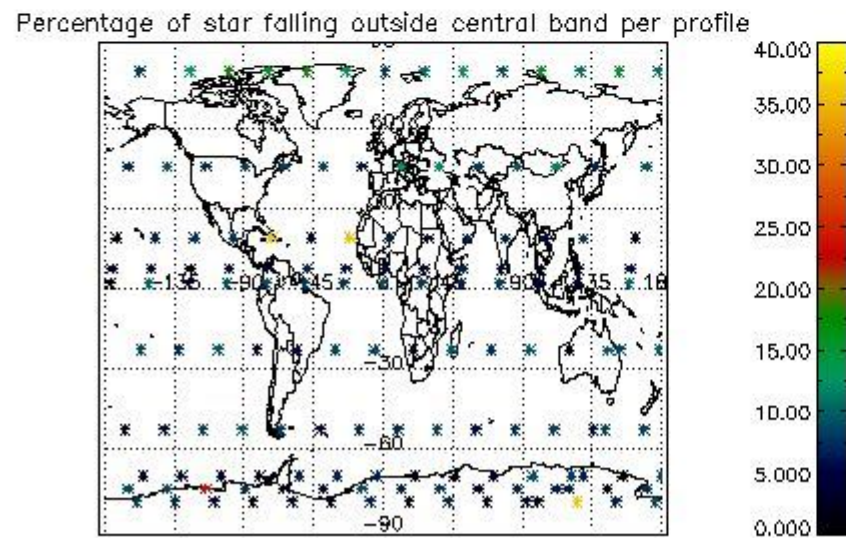
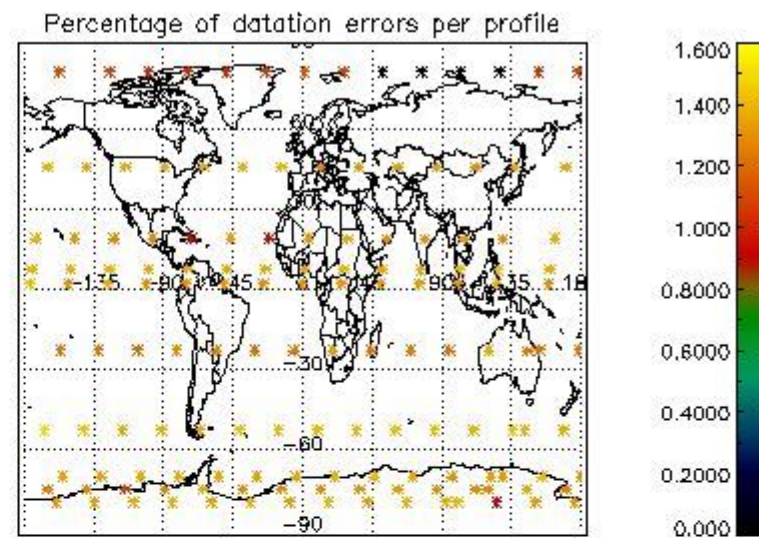
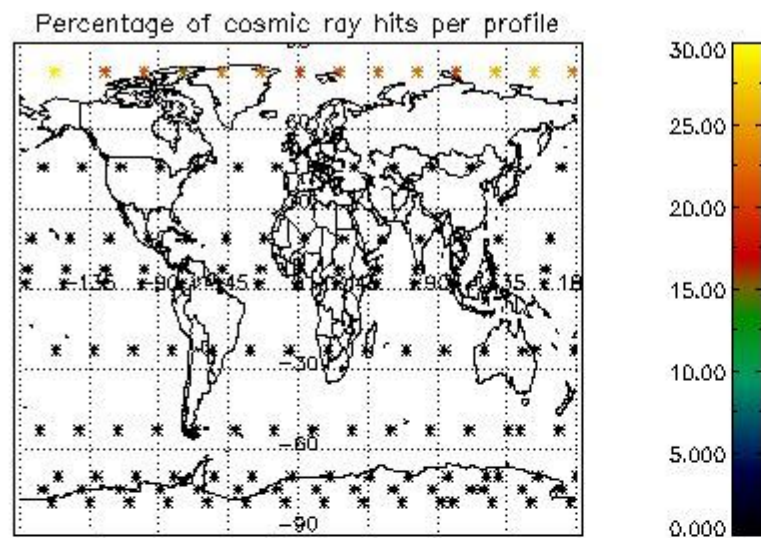


4.2 Plot quality information per product coming from level 1b processing (world map)

4.2.1 Plot level 1 quality information per product (world map): ENVISAT ASCENDING passes



4.2.2 Plot level 1 quality information per product (world map): ENVISAT DESCENDING passes



5. Trace gas profiles

5.1 Ozone statistics based on quality of products

The final quality of the products can be "measured" using the STD (Standard Deviation) attached to every point profile. This information is written to the parameter GOM_NL__2P/NL_LOCAL_SPECIES_DENSITY/o3_std of the level 2 products. The table below shows the statistics for given STD ranges.

The statistics are given with respect to the overall valid production:

- Products without fatal errors: GOM_NL__2P/MPH/PRODUCT_ERR=0
- Valid point profile: GOM_NL__2P/NL_LOCAL_SPECIES_DENSITY/pcd(0)=0

The 'Criteria' is applied to valid points of dark limb products:

- Products in dark limb illumination condition: GOM_NL__2P/NL_SUMMARY_QUALITY/obs_ill_cond=0
- Products without fatal errors: GOM_NL__2P/MPH/PRODUCT_ERR=0
- Valid point profile: GOM_NL__2P/NL_LOCAL_SPECIES_DENSITY/pcd(0)=0

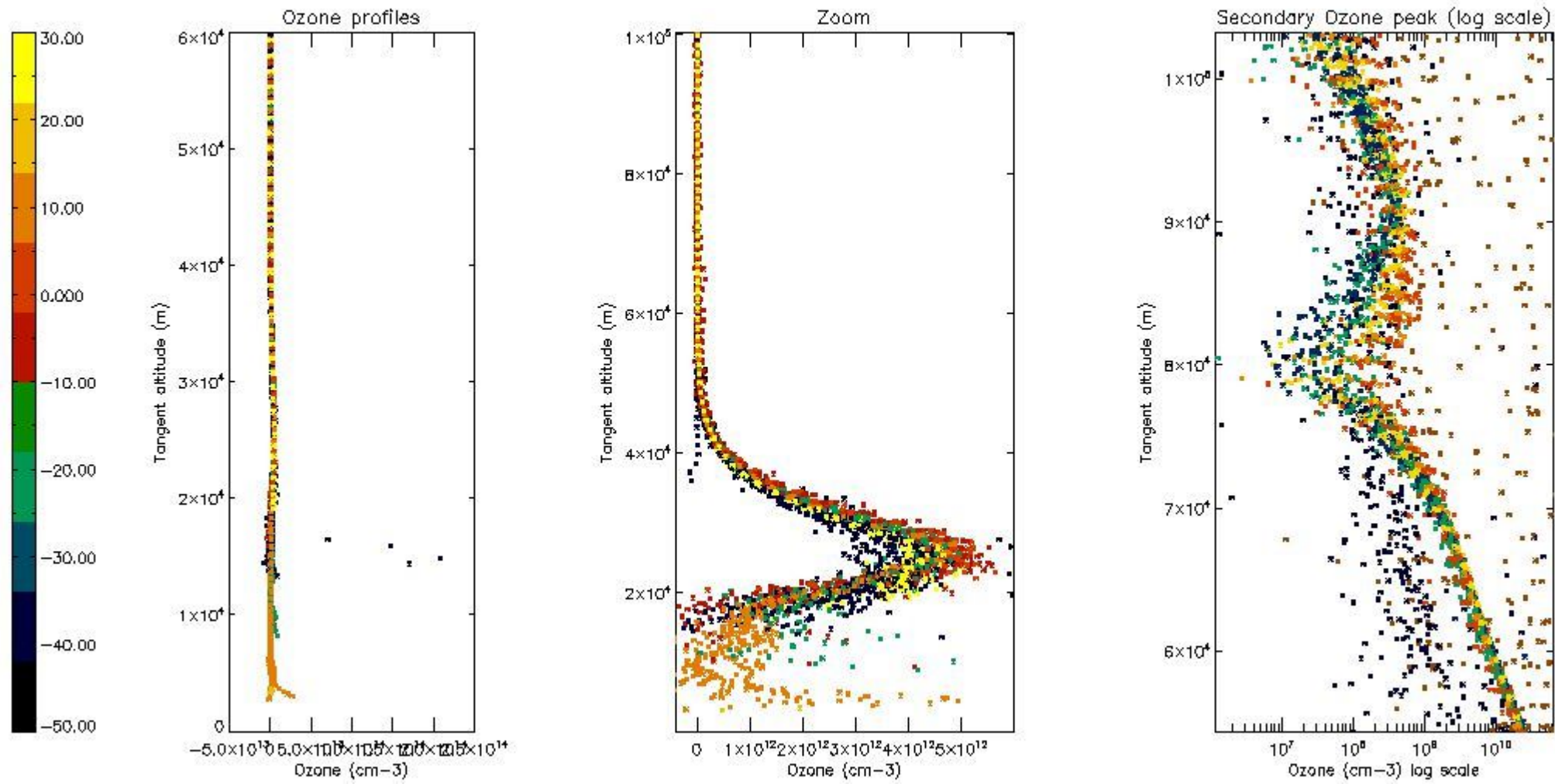
So, the table below shows the percentage of dark limb and valid observations for each criteria with respect to the overall valid daily observations.

Criteria	% of total production
All STD	33
STD < 20	17

STD < 10	12
STD < 5	9

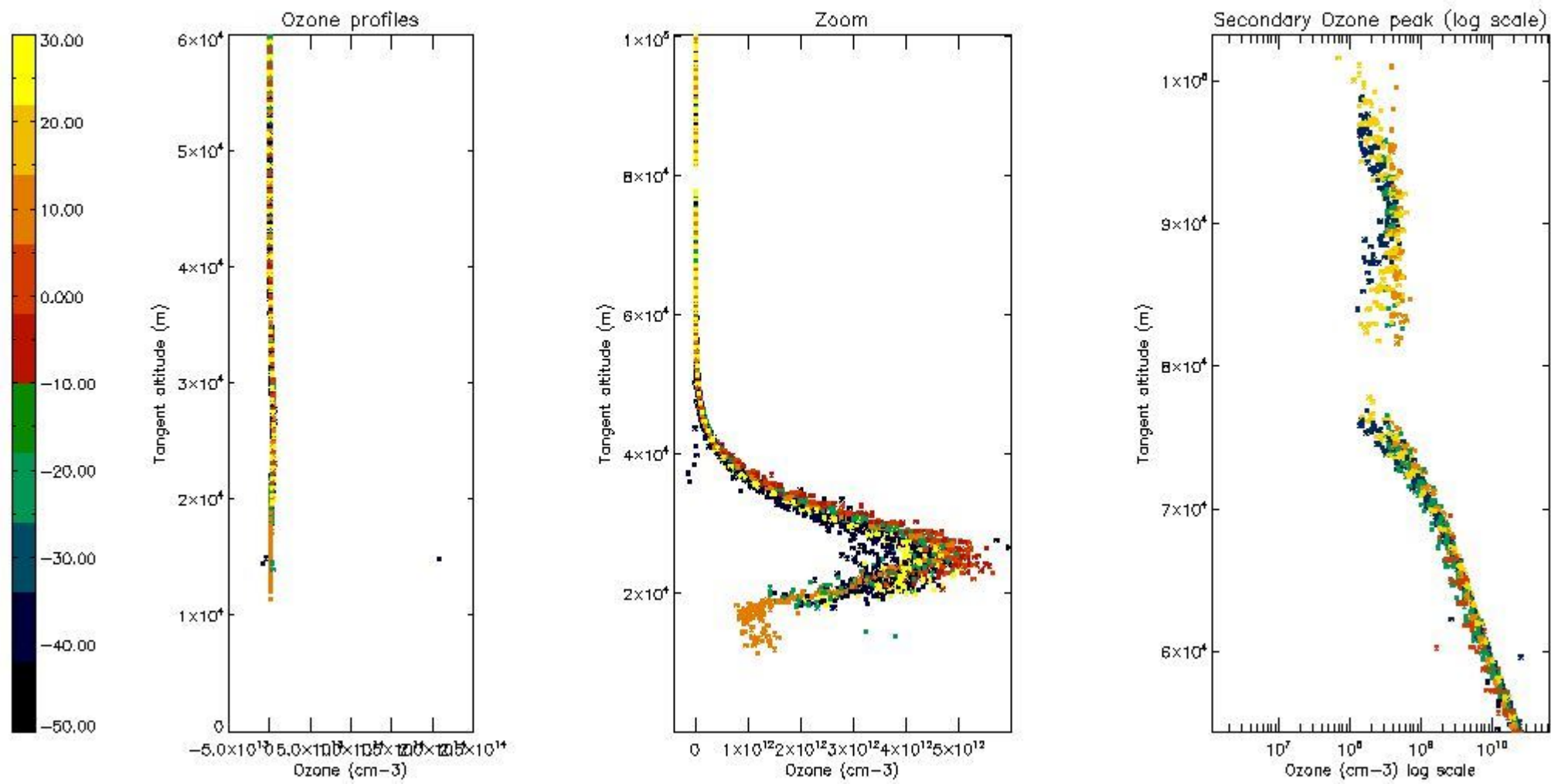
5.2 Plot ozone profiles for all STD (dark without errors)

The colorbar represents the latitude.



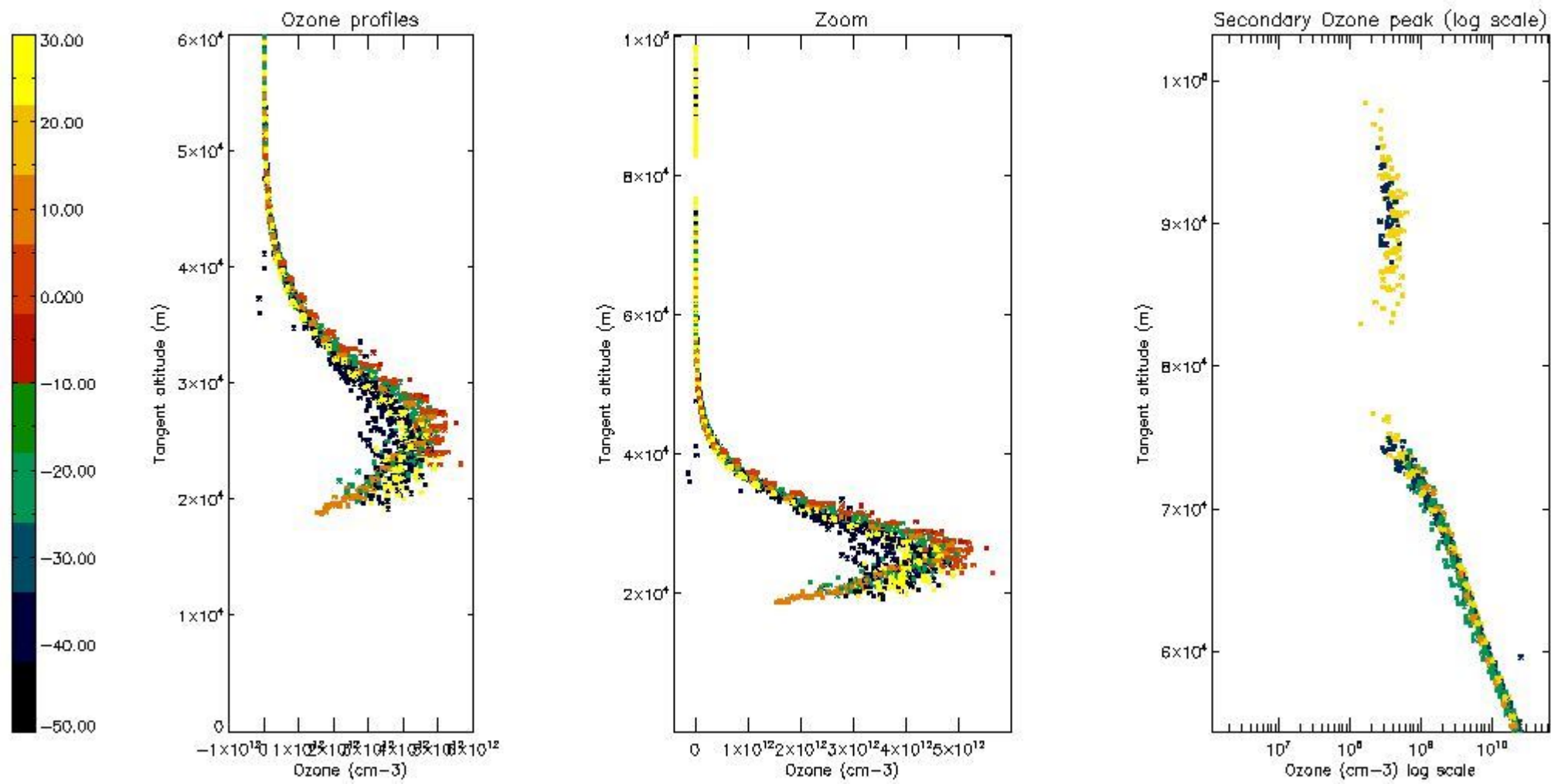
5.3 Plot ozone profiles where STD < 20% (dark without errors)

The colorbar represents the latitude.



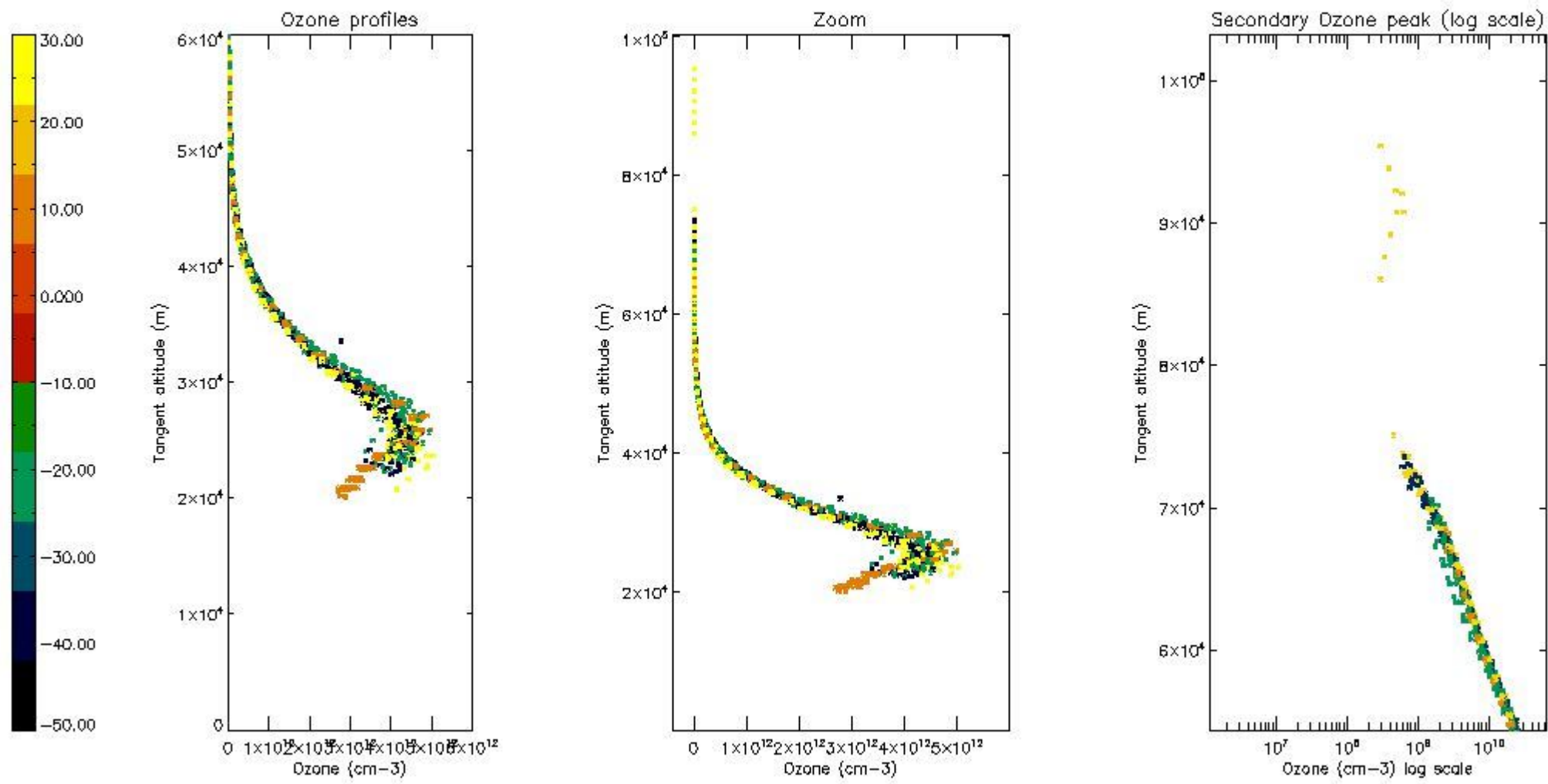
5.4 Plot ozone profiles where $STD < 10\%$ (dark without errors)

The colorbar represents the latitude.



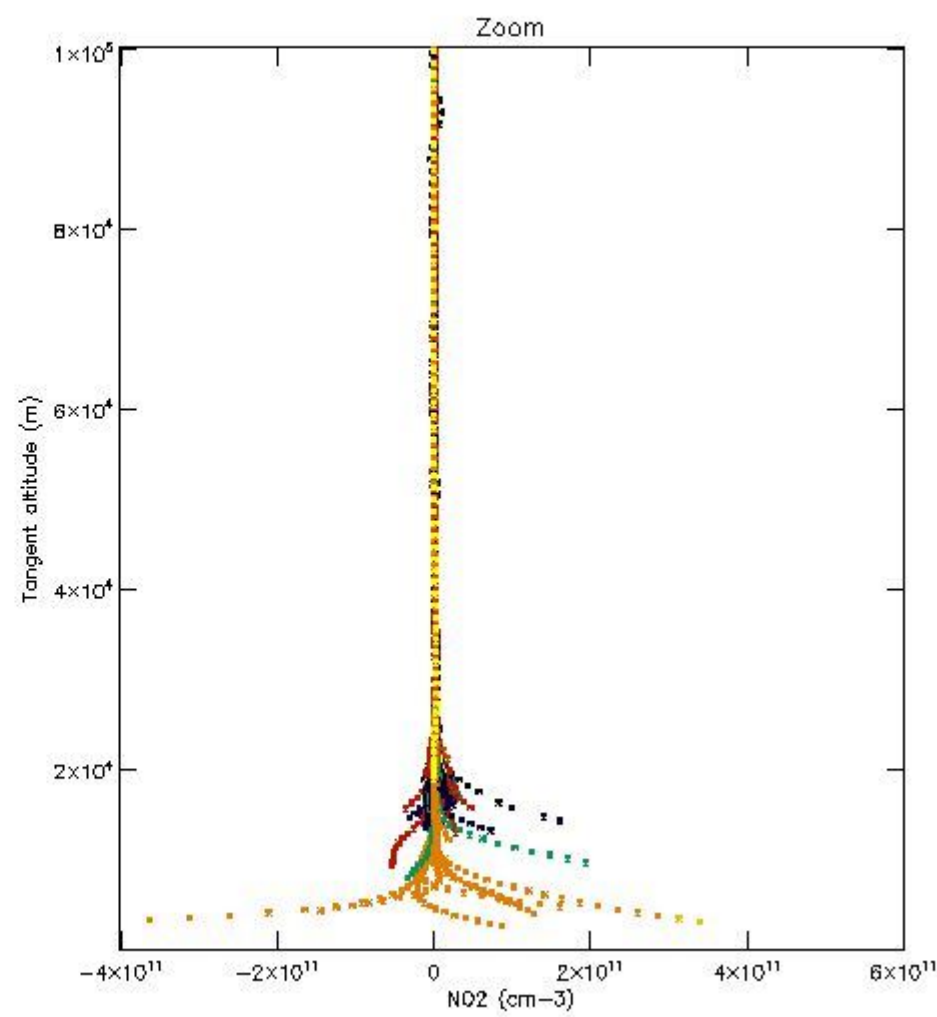
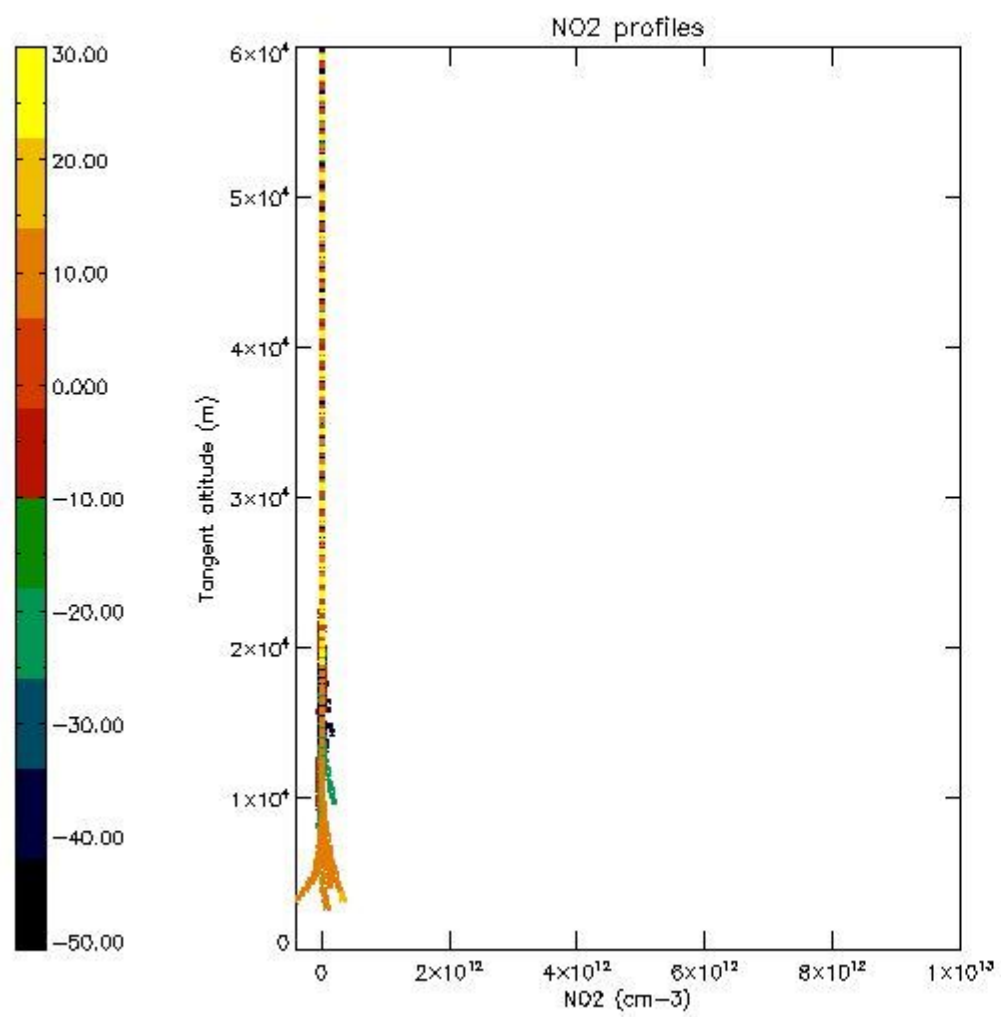
5.5 Plot ozone profiles where STD < 5% (dark without errors)

The colorbar represents the latitude.



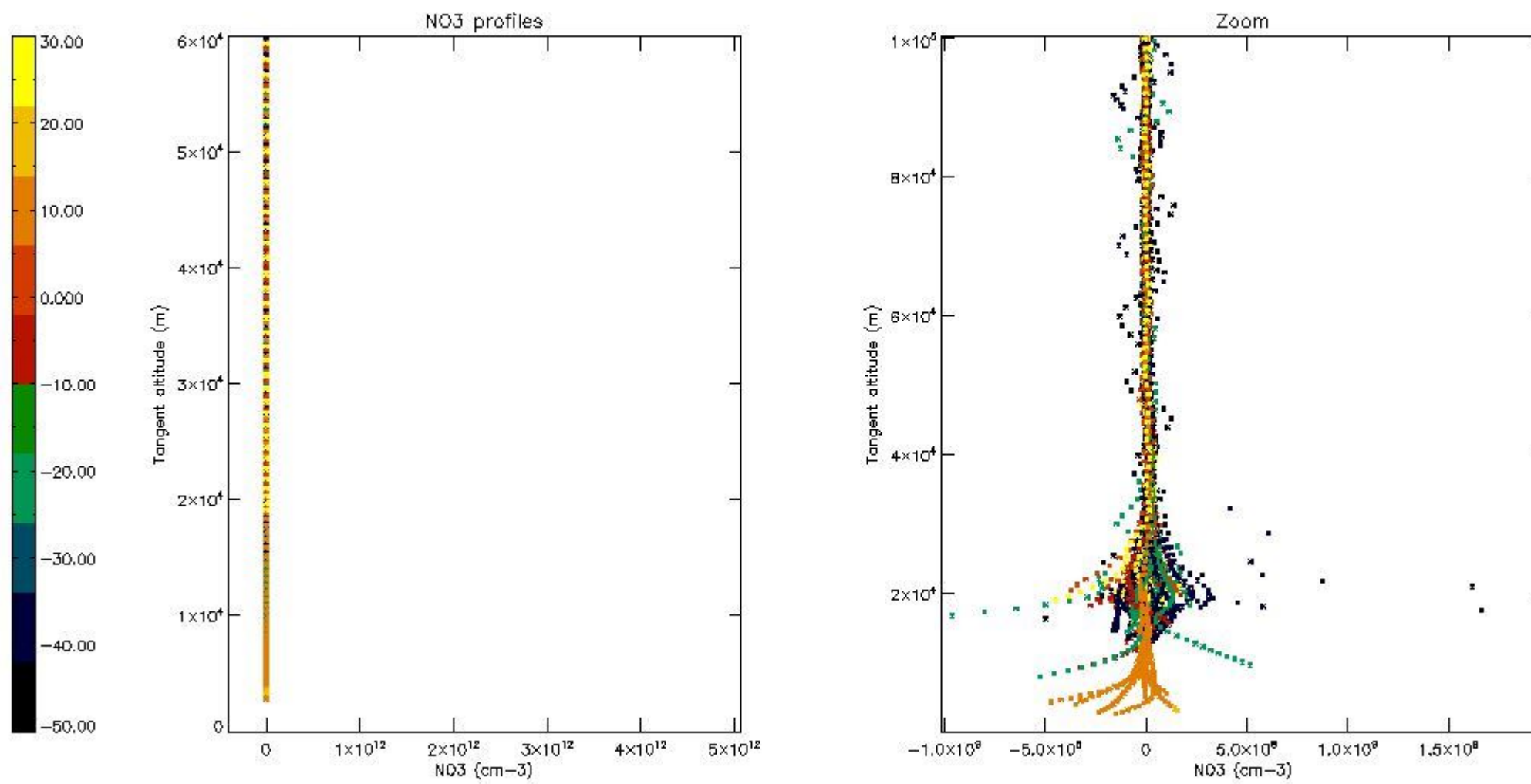
5.6 Plot NO₂ profiles for all STD (dark without errors)

The colorbar represents the latitude.



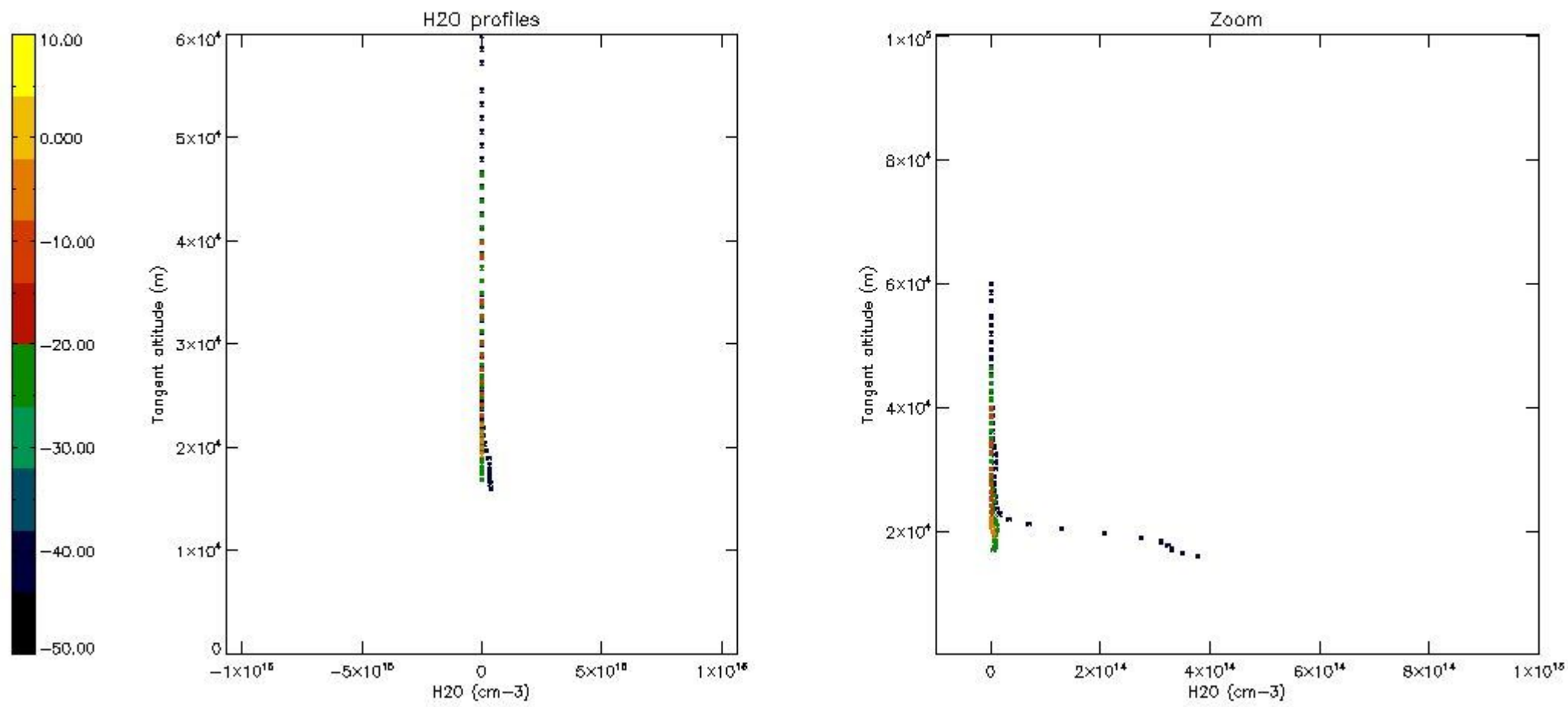
5.7 Plot NO3 profiles for all STD (dark without errors)

The colorbar represents the latitude.



5.8 Plot H2O profiles for all STD (only for occultations of stars 1,2,3,4,13,14,16,26,63 dark without errors)

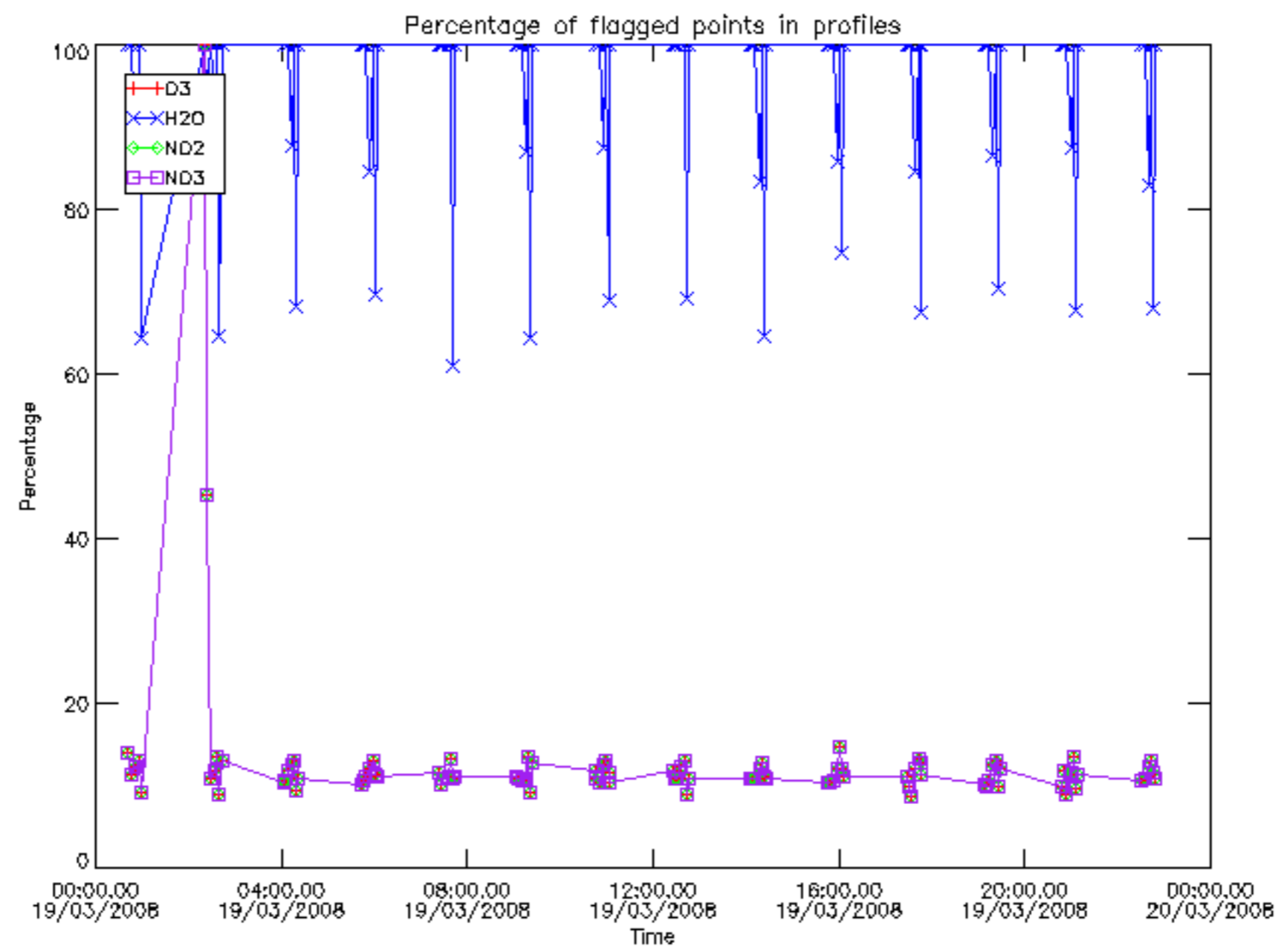
The colorbar represents the latitude.



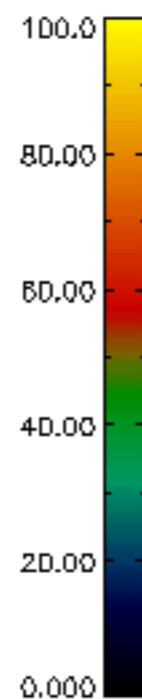
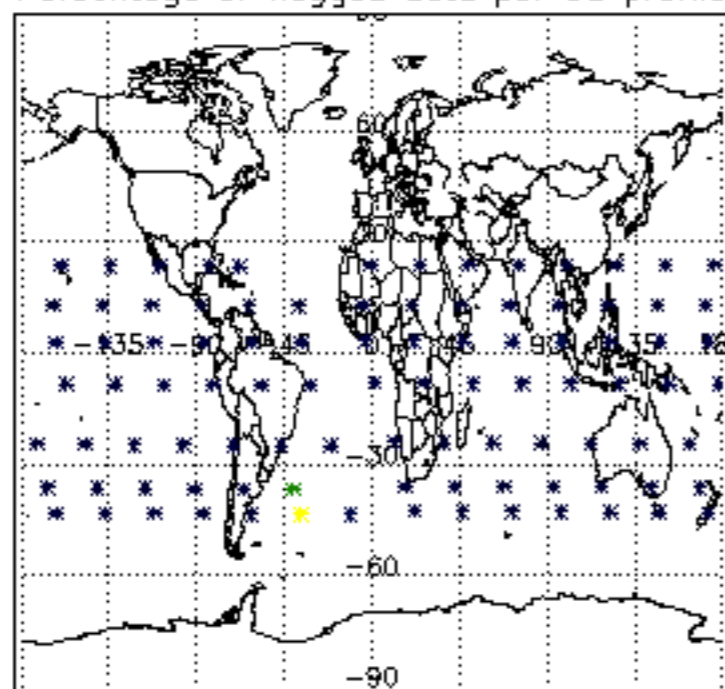
6. Auxiliary Data Files used for the production reported in section 2

The number reported in the third column indicates since which file (see list in section 2) the corresponding auxiliary file has been used. The fourth column is the date of those product files.

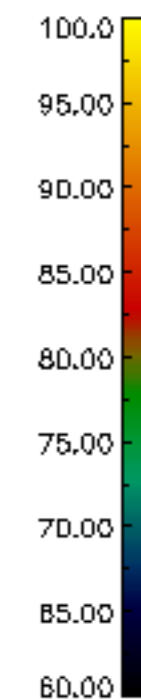
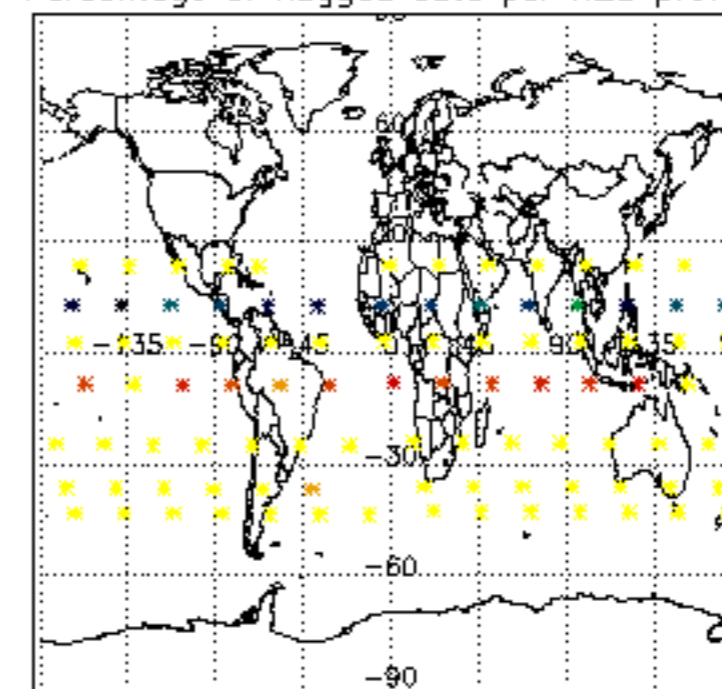
Type	Auxiliary Filename	Used since product	Used since product date
INST_PHYS_CHARACTERISTICS	GOM_INS_AXVIEC20091111_143220_20030716_120000_20500101_000000	1	19-MAR-2008 00:05:11
LEVEL-2_PROC_CONFIG	GOM_PR2_AXVIEC20091111_152718_20020301_000000_20500101_000000	1	19-MAR-2008 00:05:11
CROSS_SECTIONS_FILE	GOM_CRS_AXVIEC20091111_154832_20020301_000000_20500101_000000	1	19-MAR-2008 00:05:11



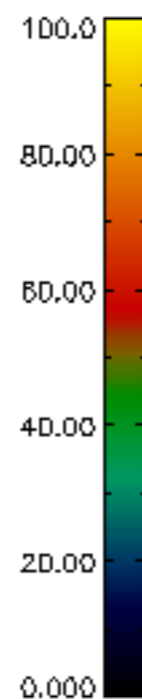
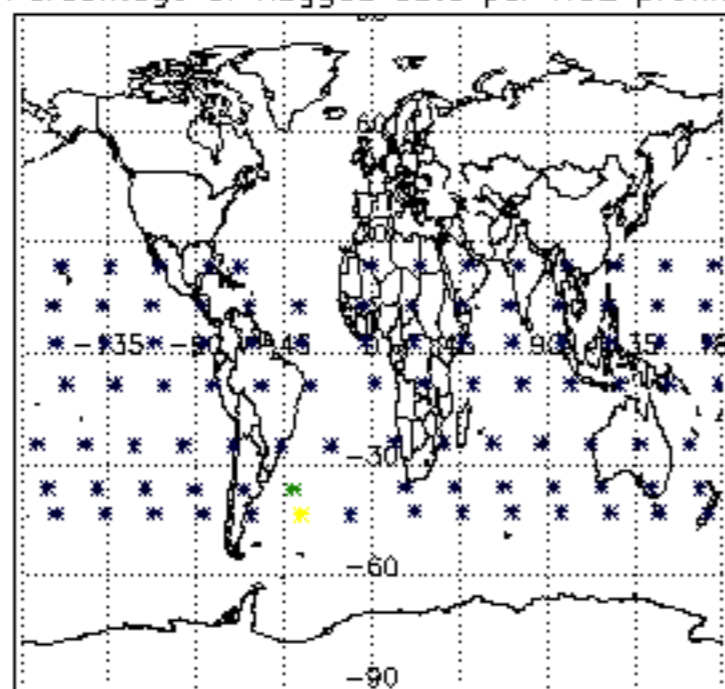
Percentage of flagged data per D3 profile



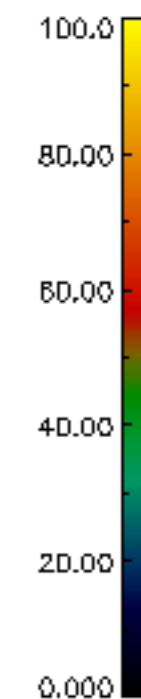
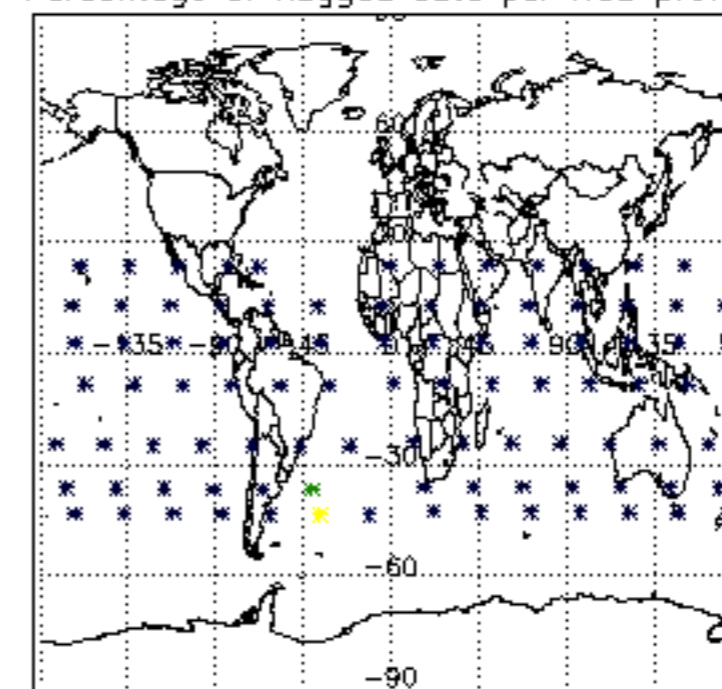
Percentage of flagged data per H2O profile

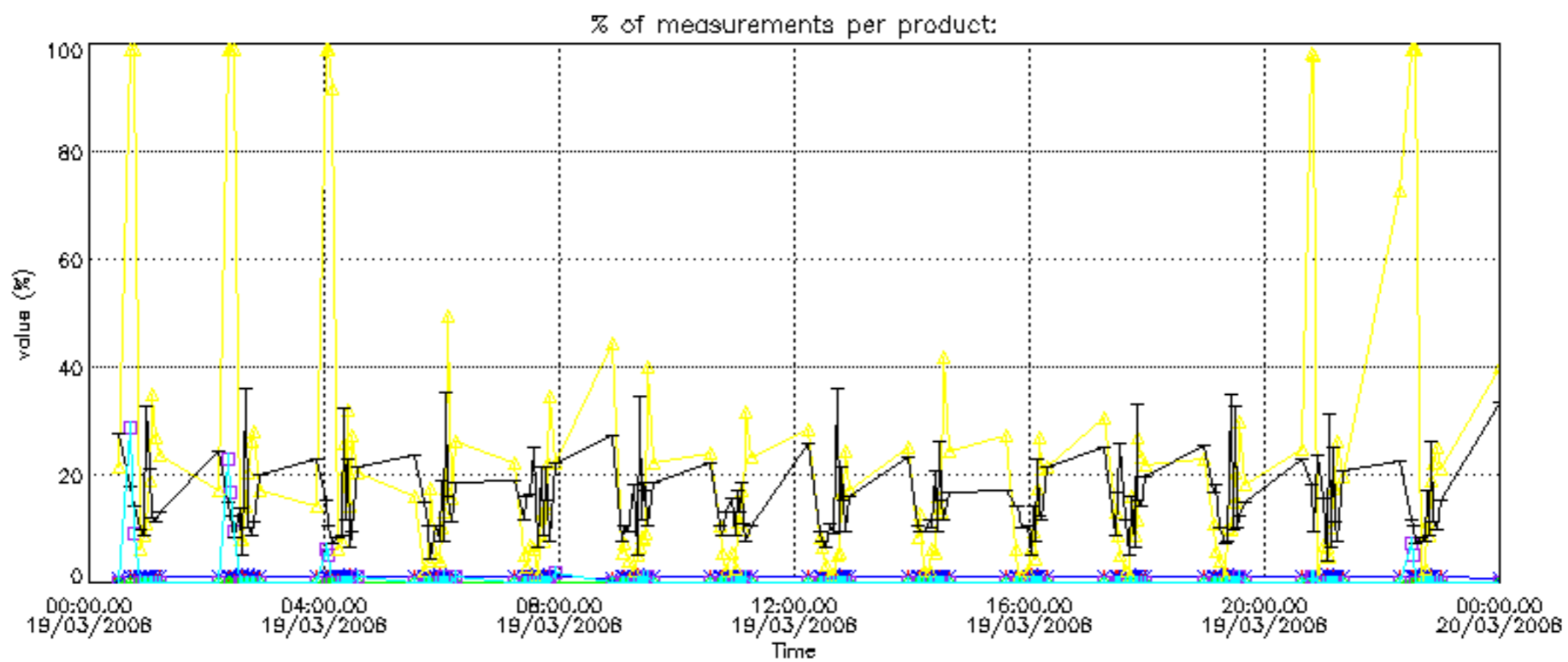


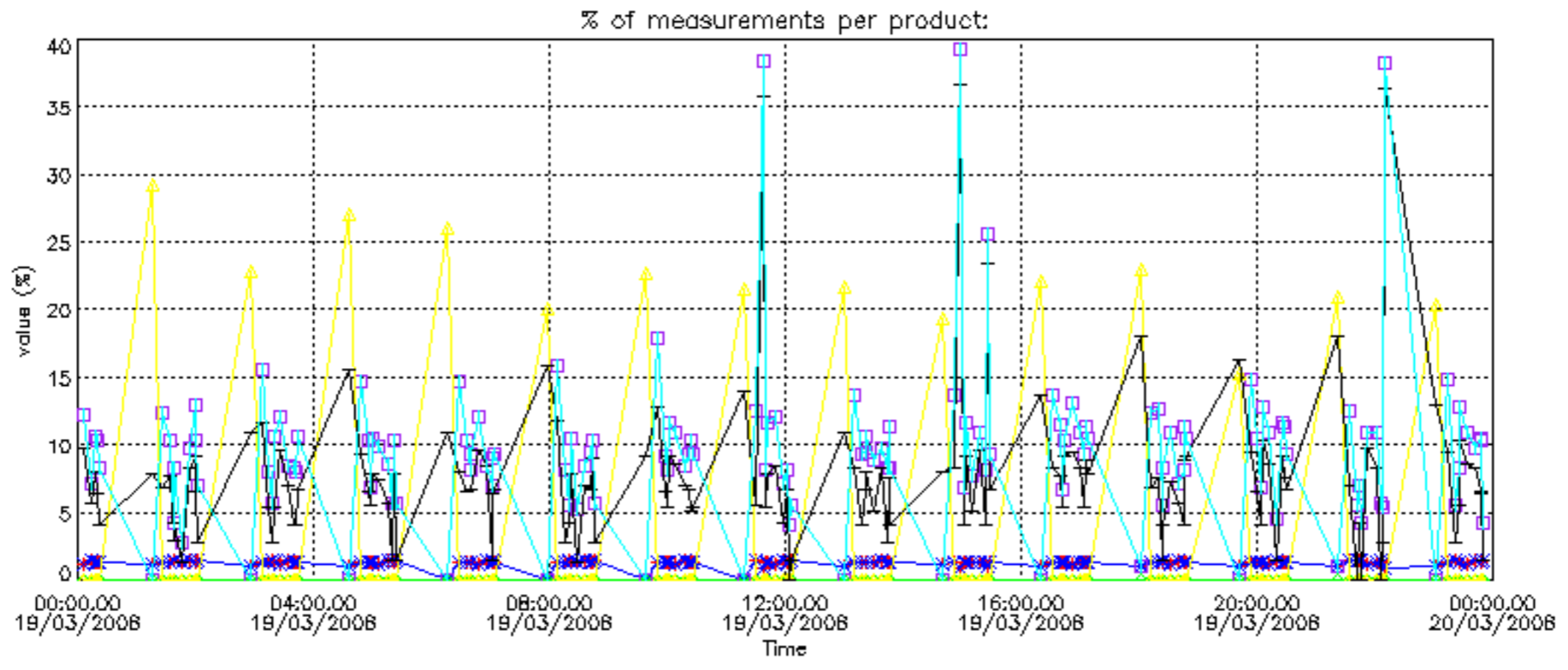
Percentage of flagged data per NO2 profile



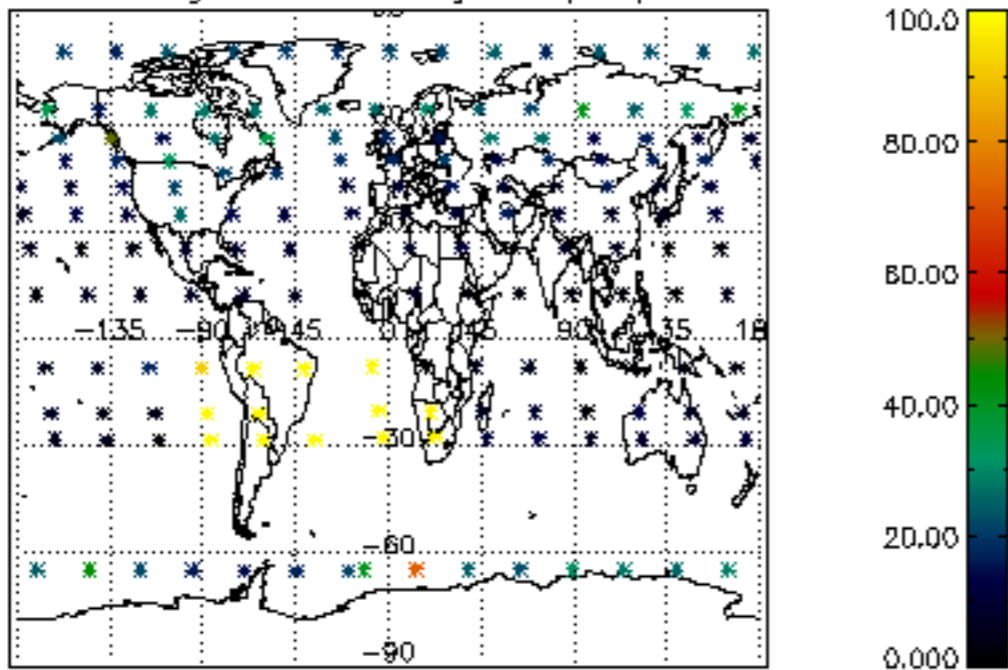
Percentage of flagged data per NO3 profile



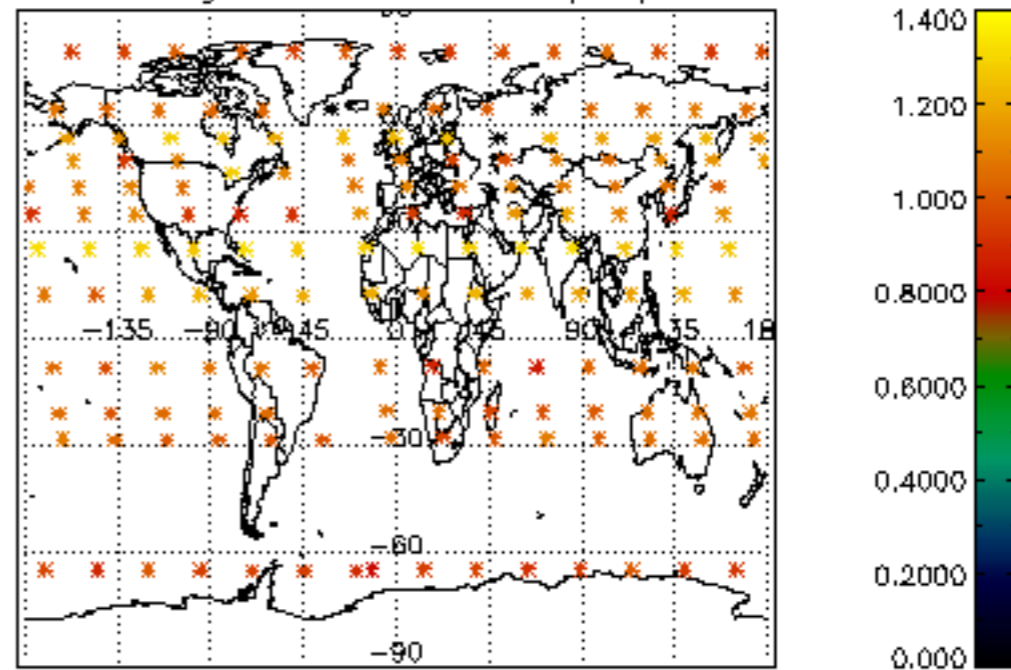




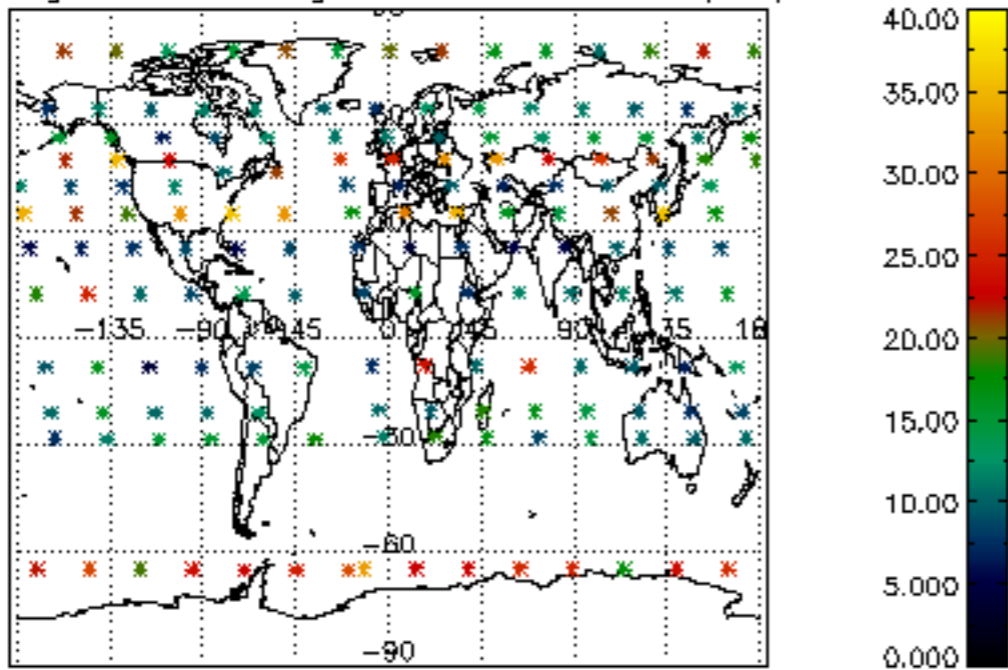
Percentage of cosmic ray hits per profile



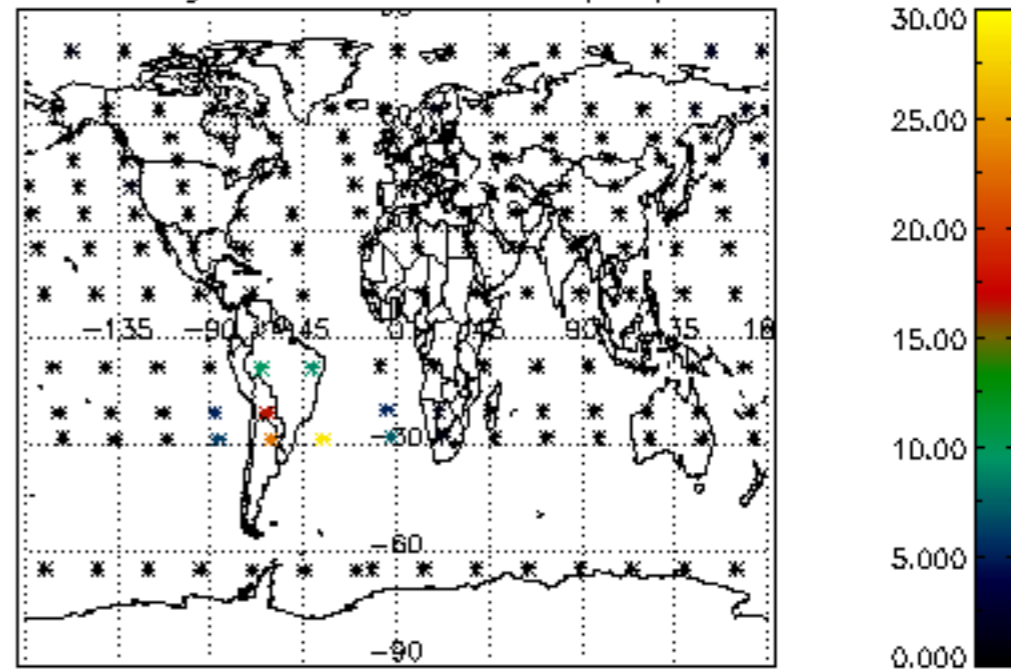
Percentage of datation errors per profile



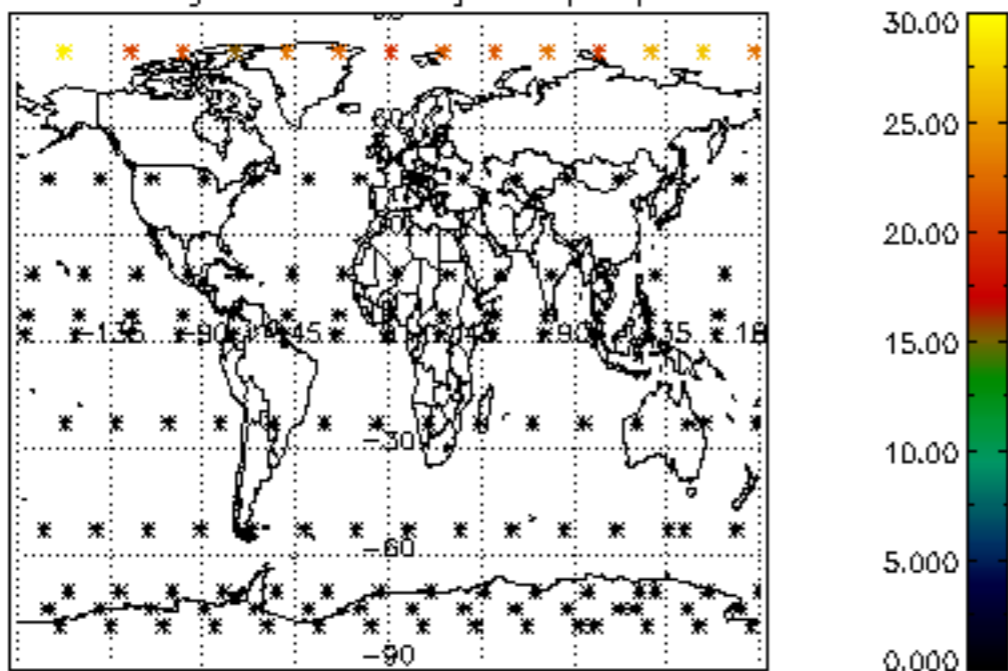
Percentage of star falling outside central band per profile



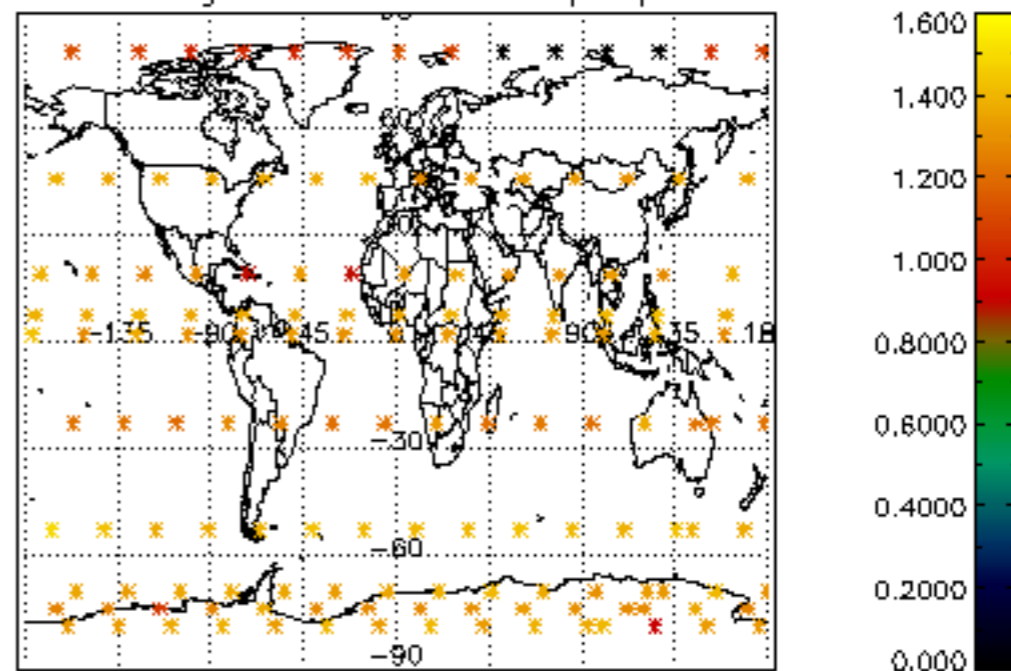
Percentage of saturation errors per profile



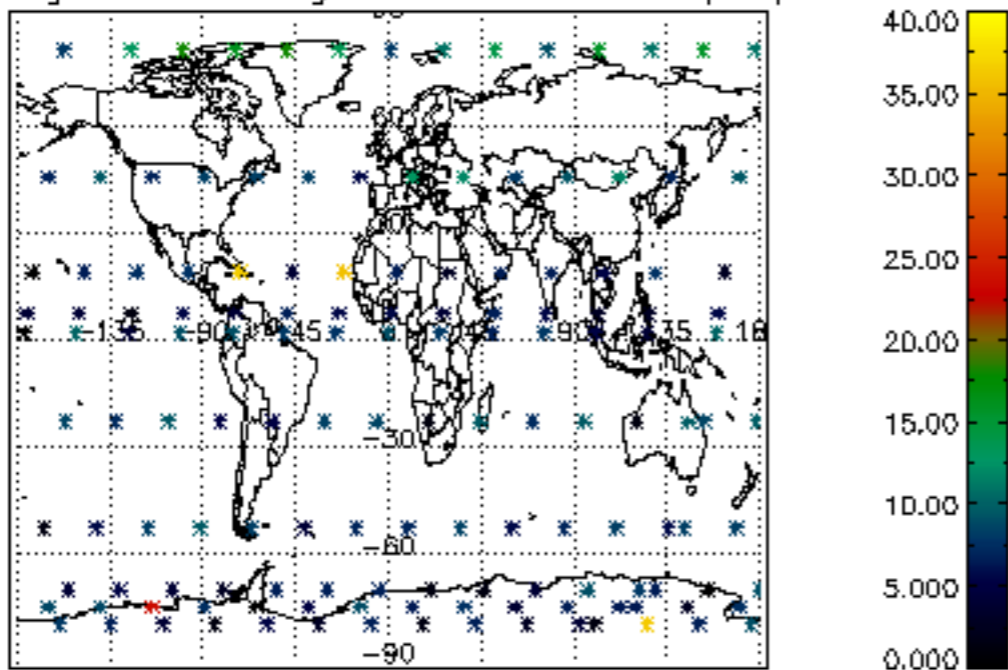
Percentage of cosmic ray hits per profile



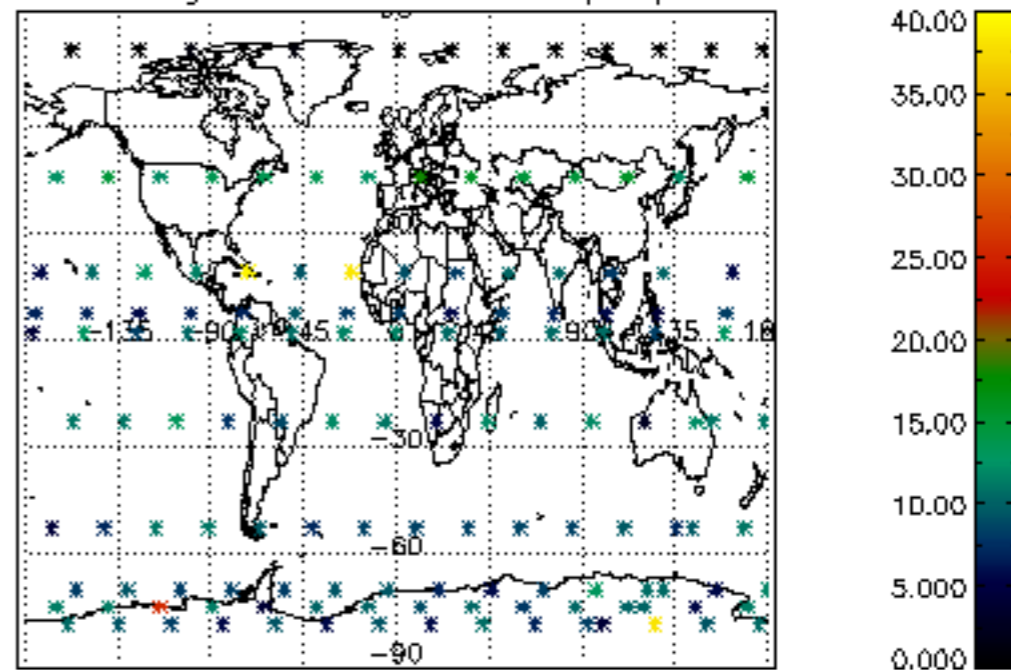
Percentage of datation errors per profile

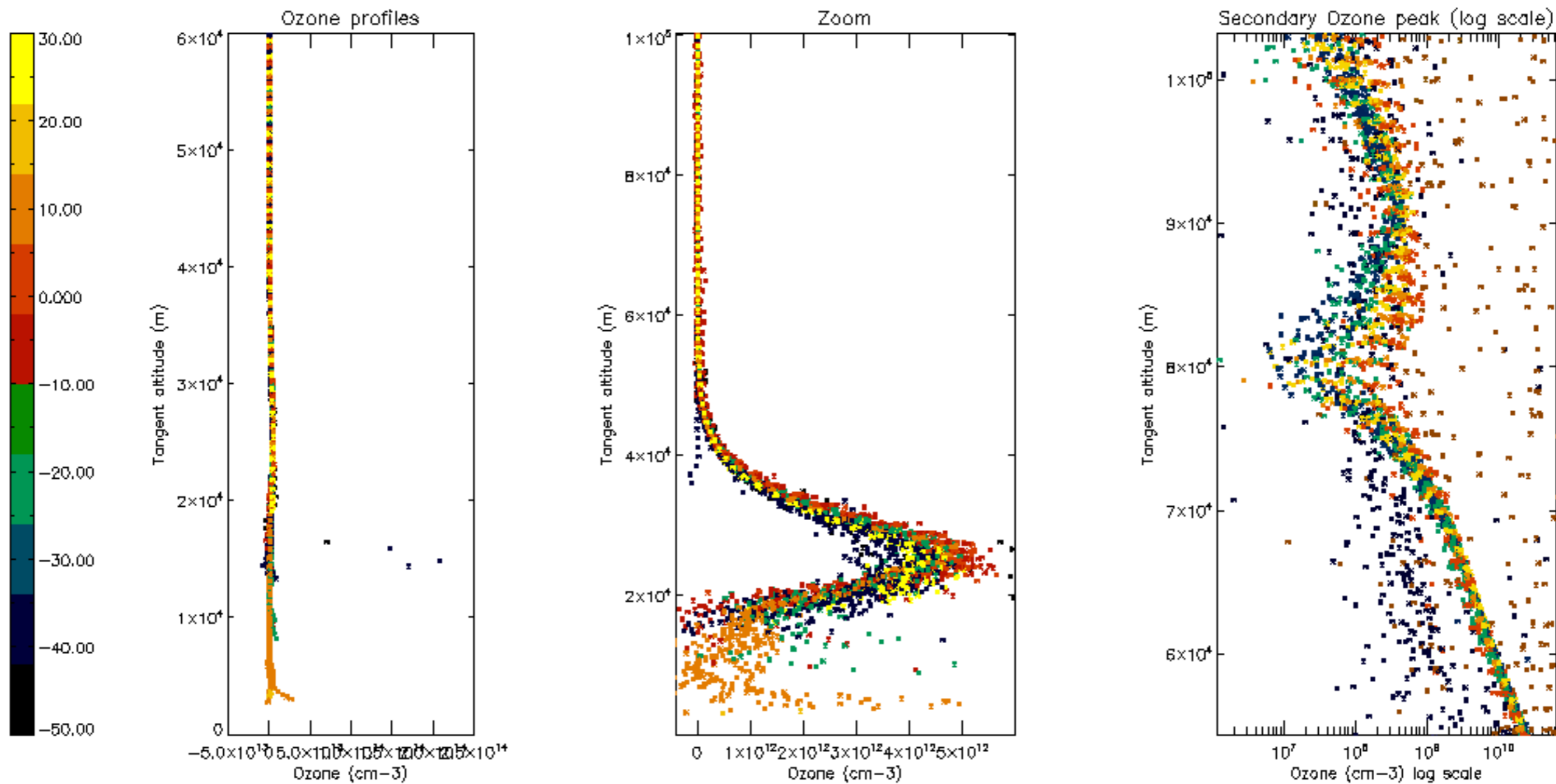


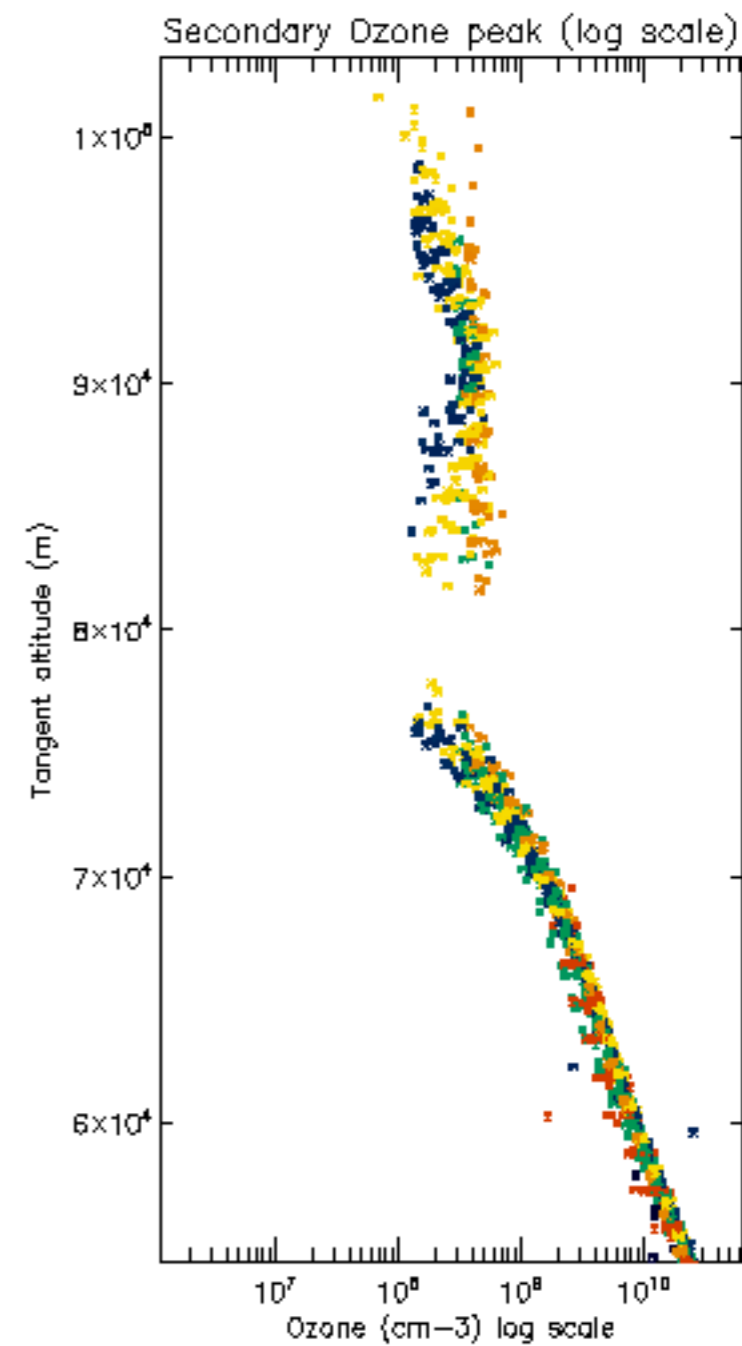
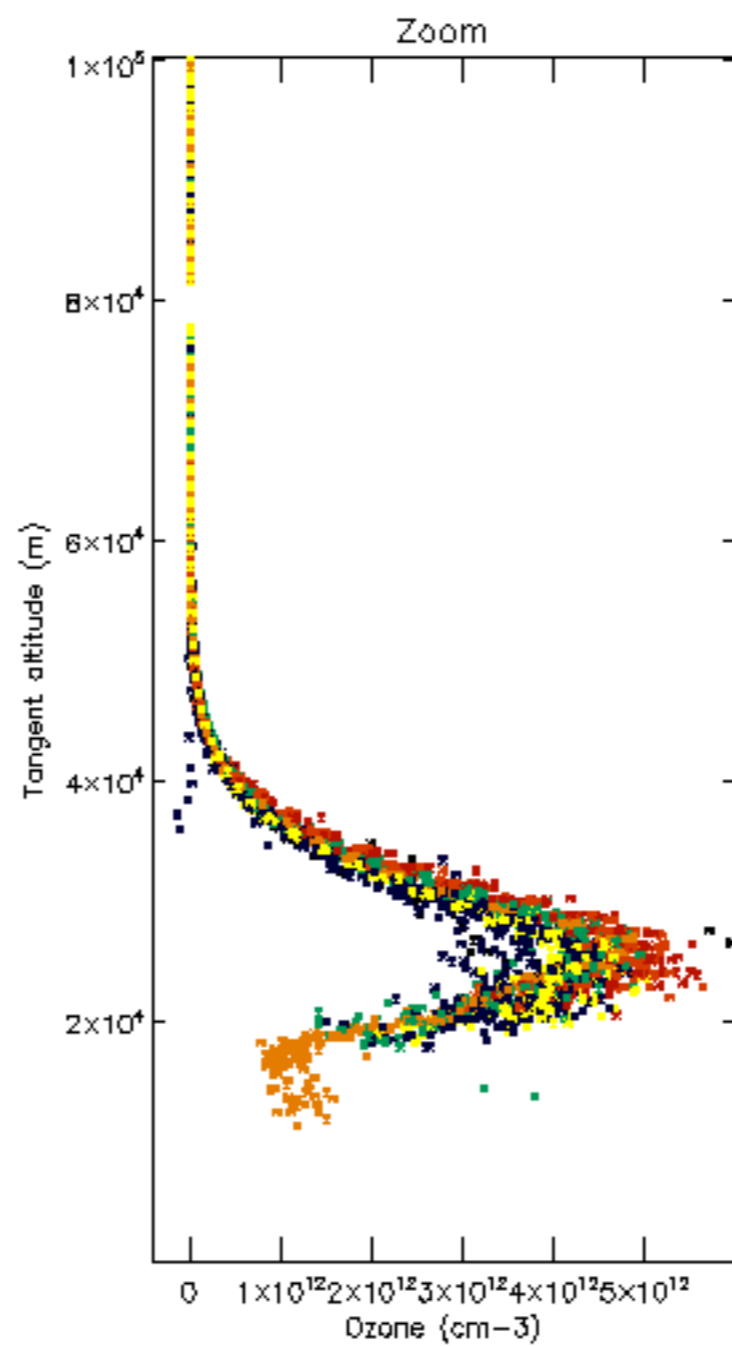
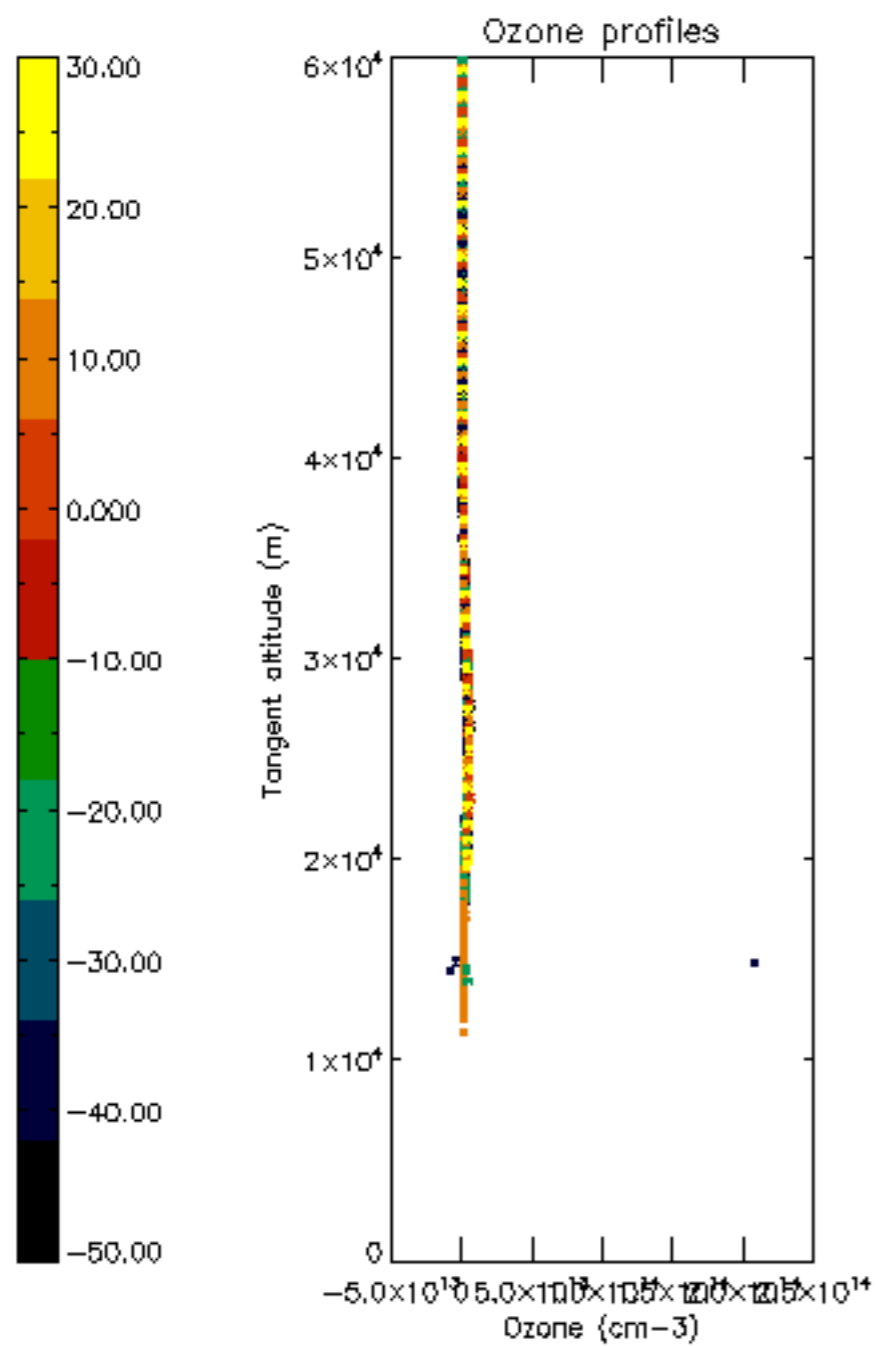
Percentage of star falling outside central band per profile

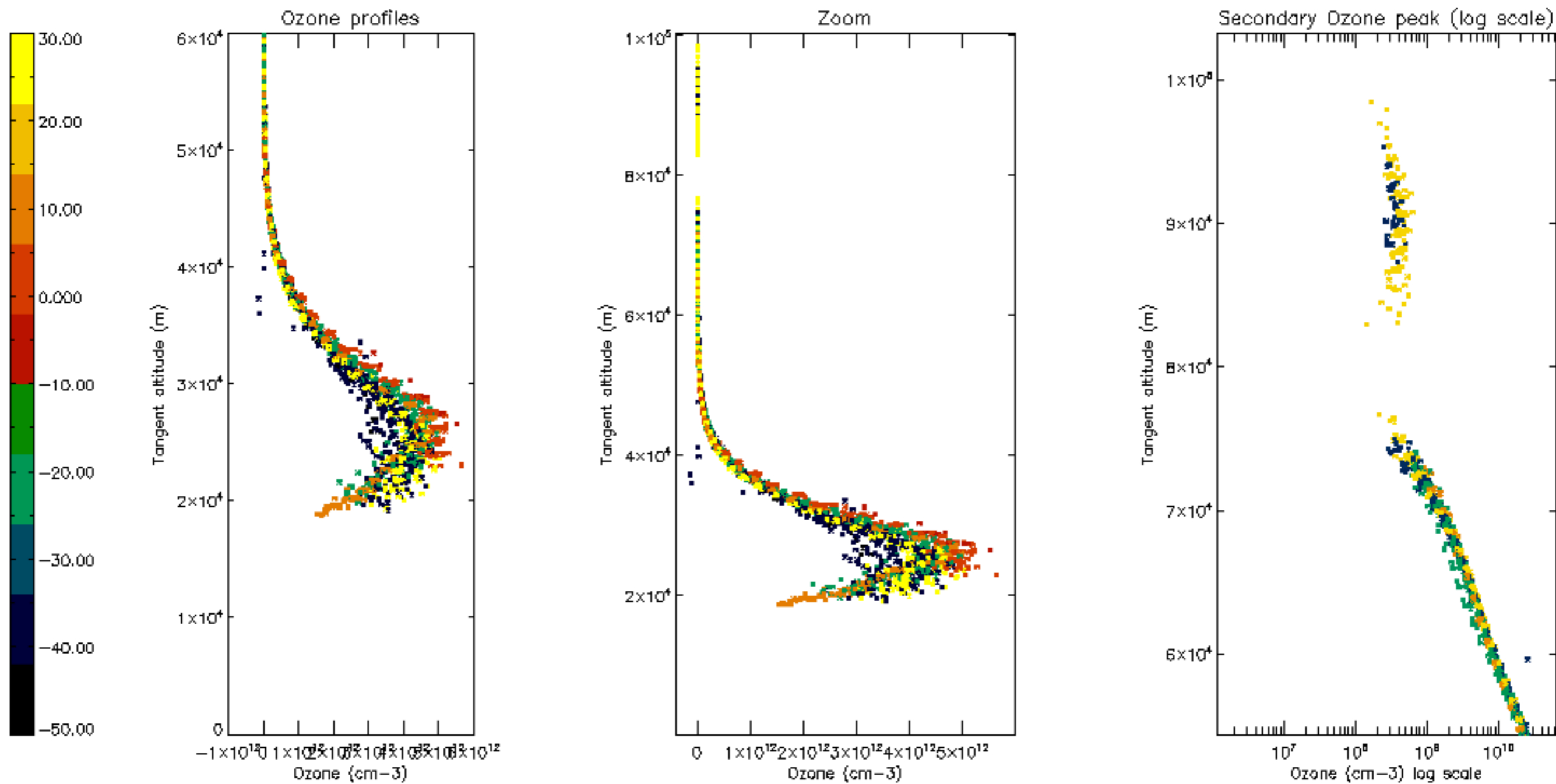


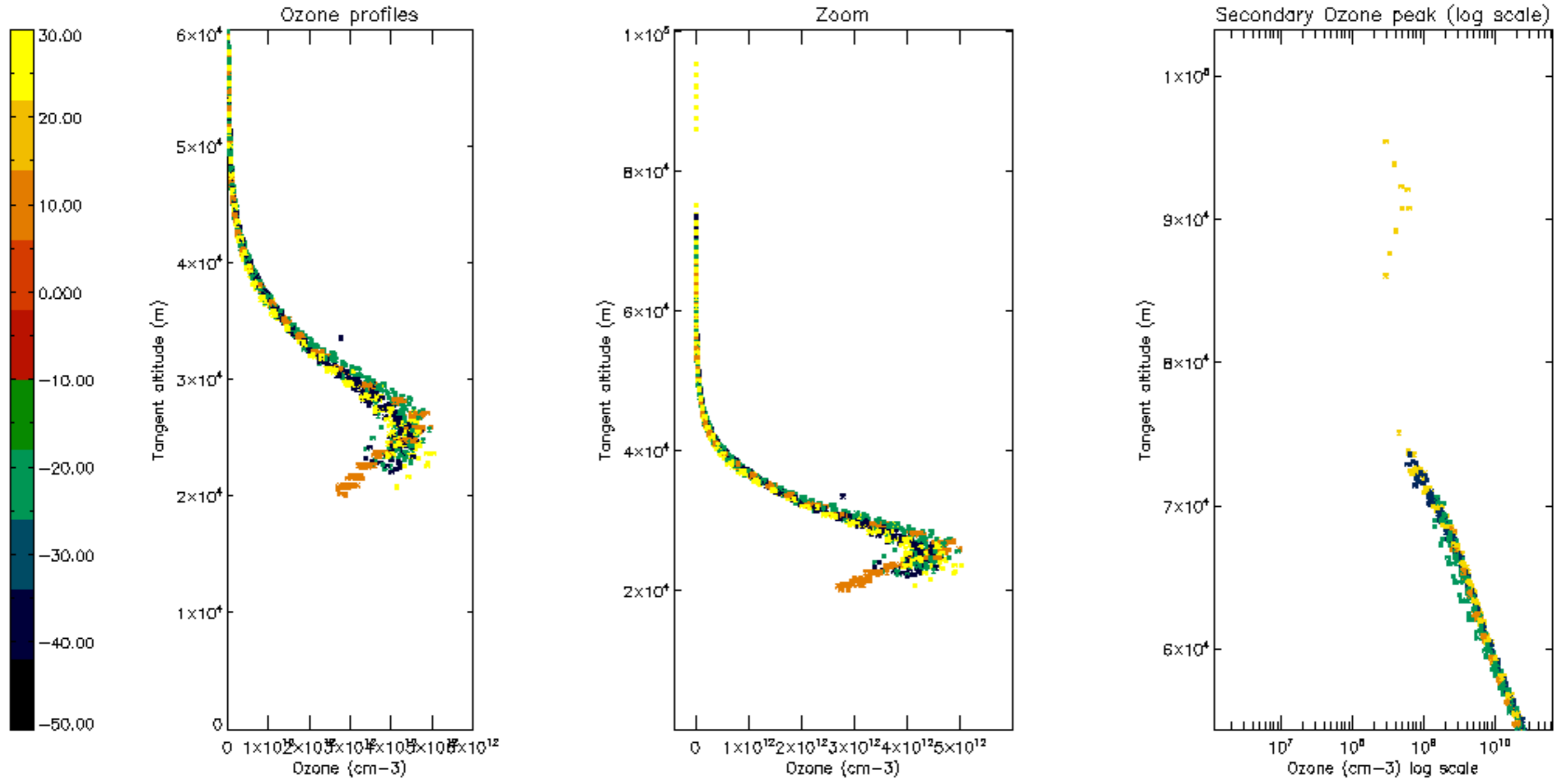
Percentage of saturation errors per profile

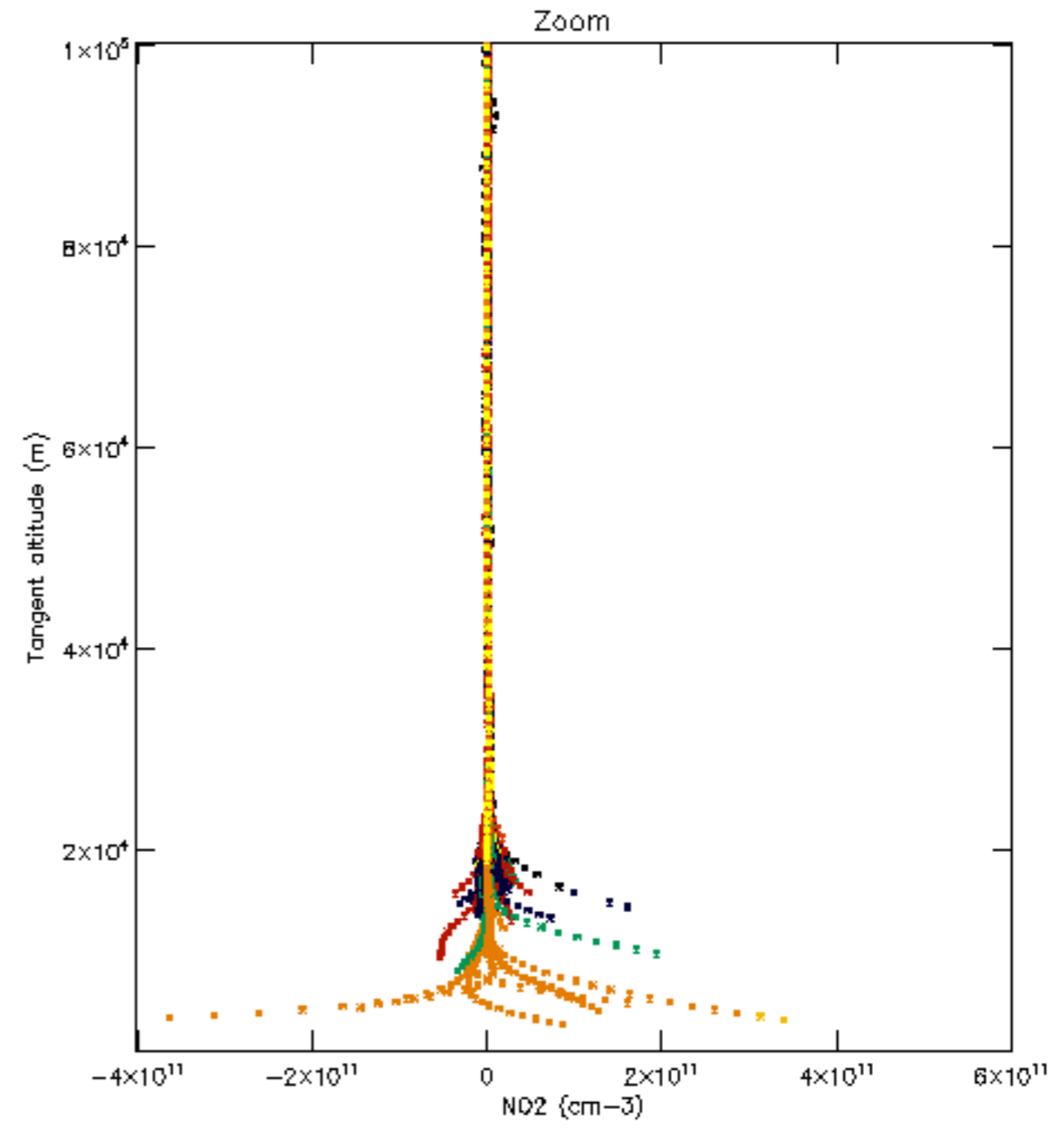
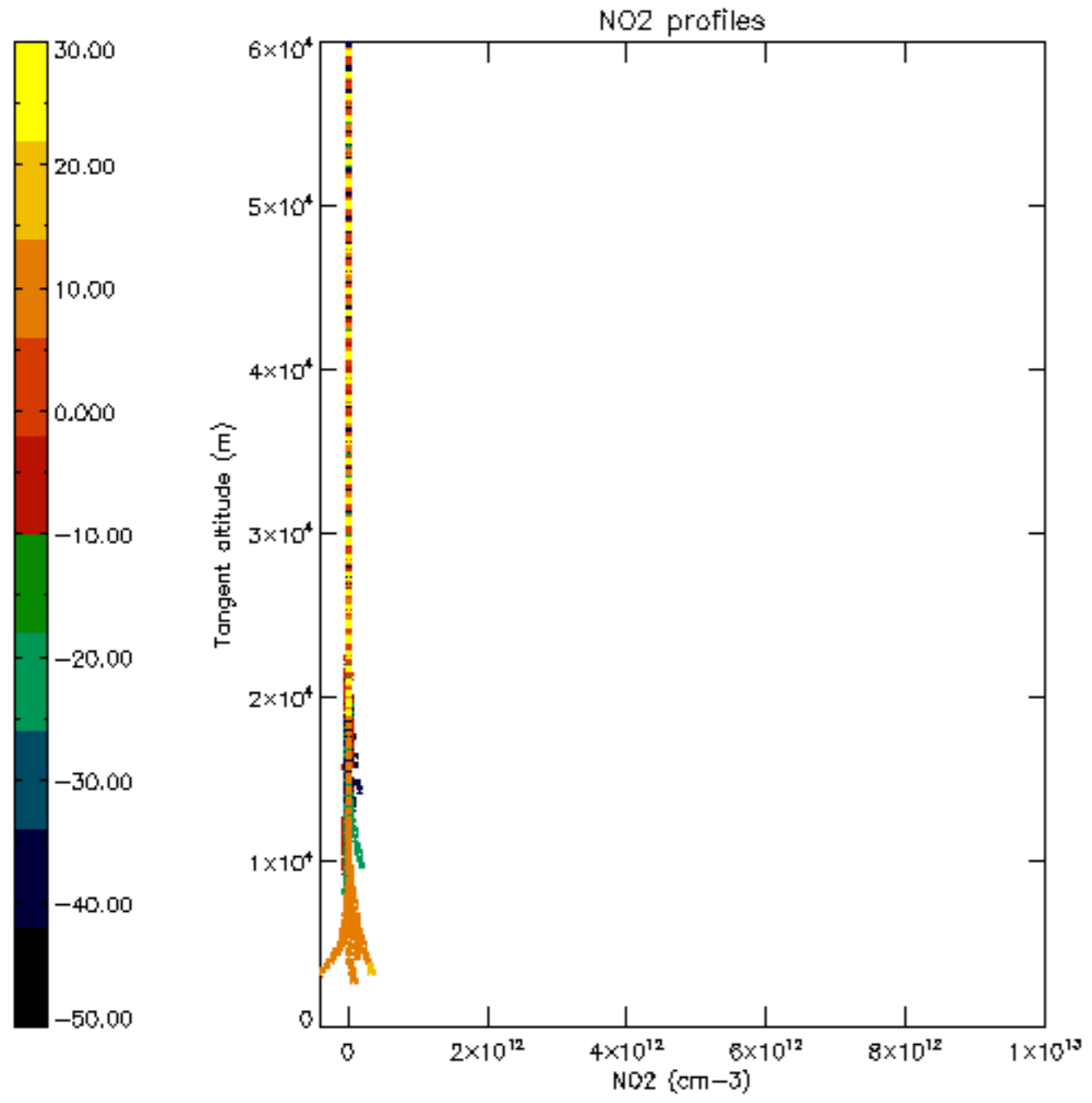


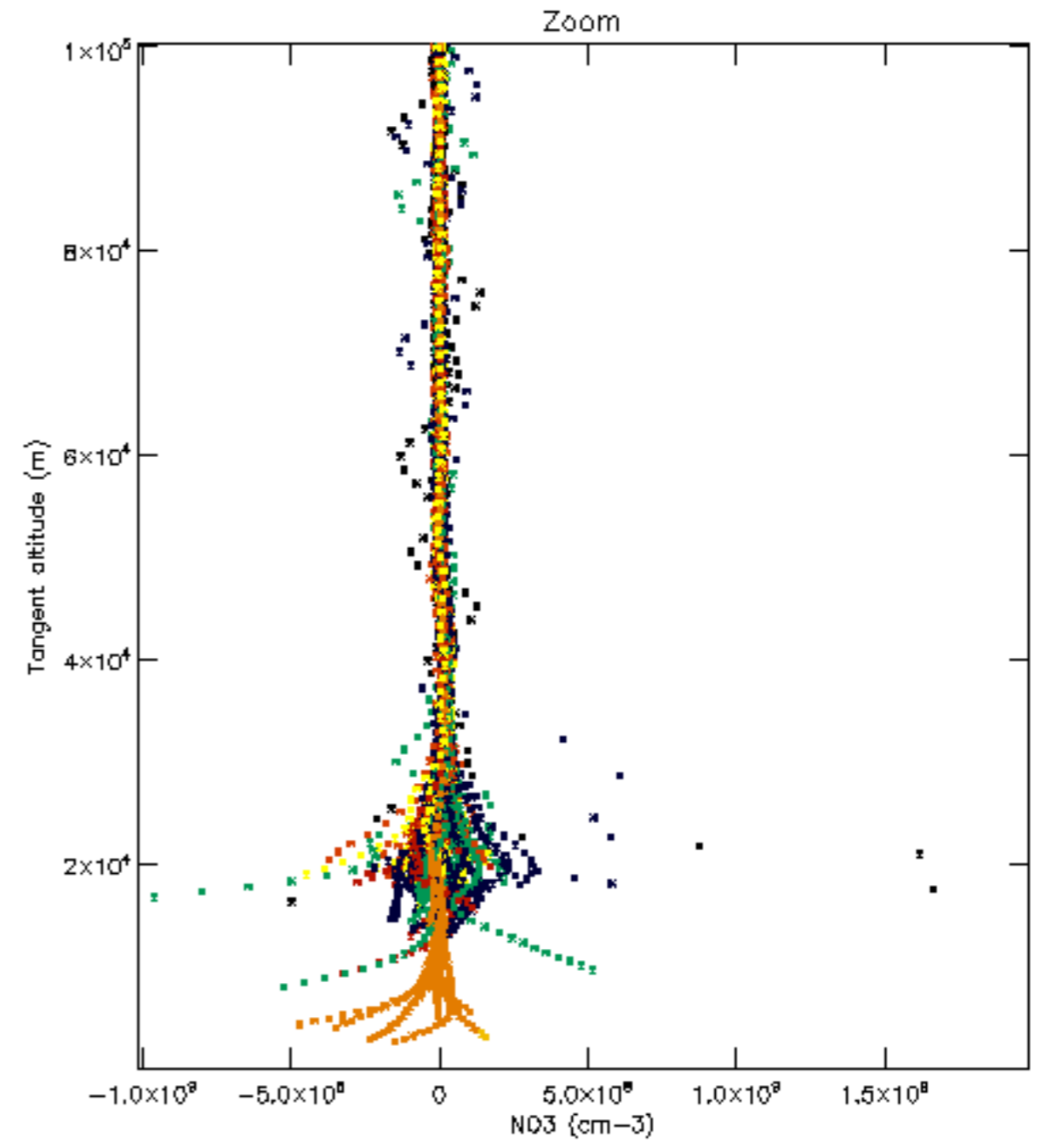
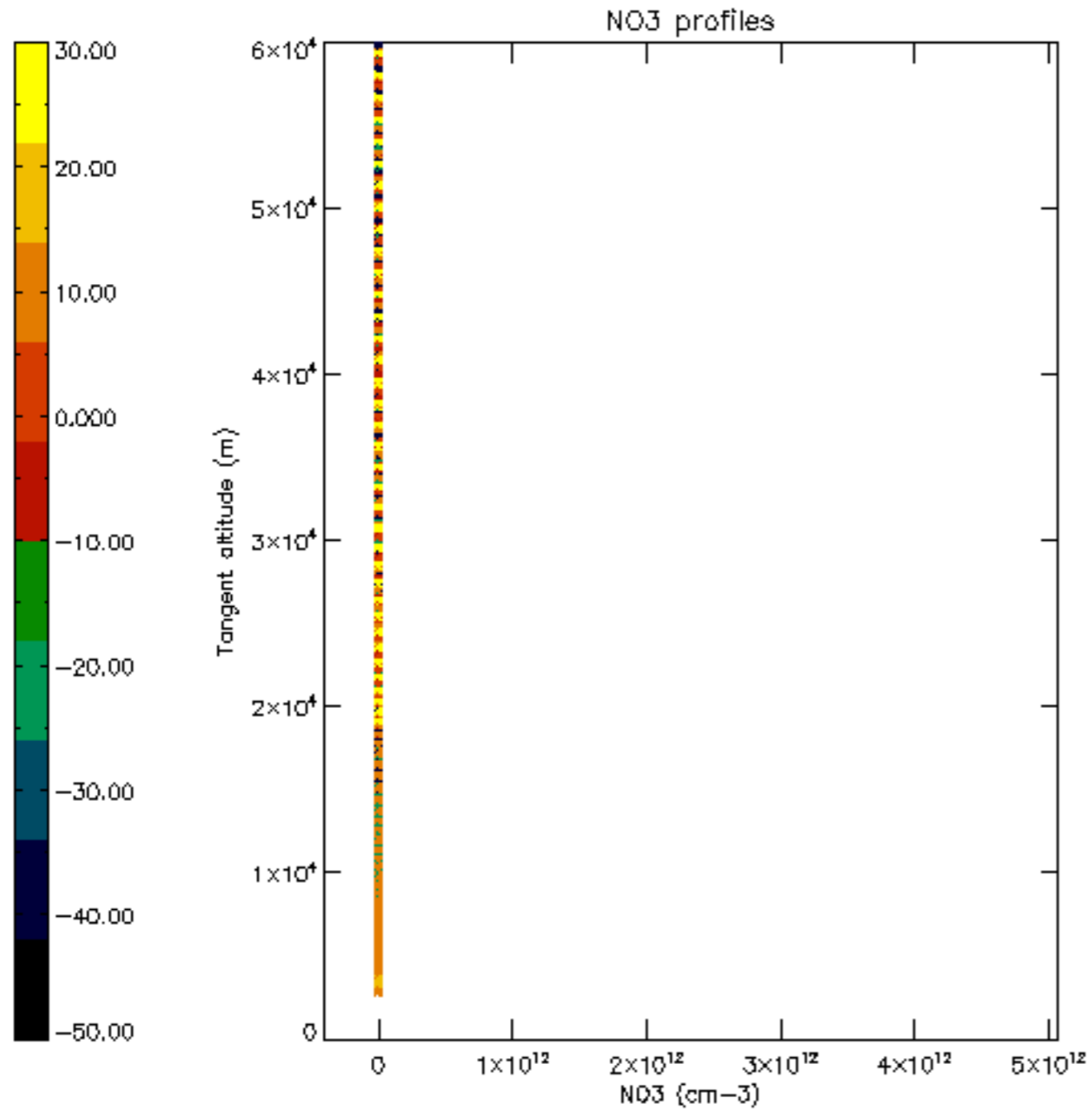


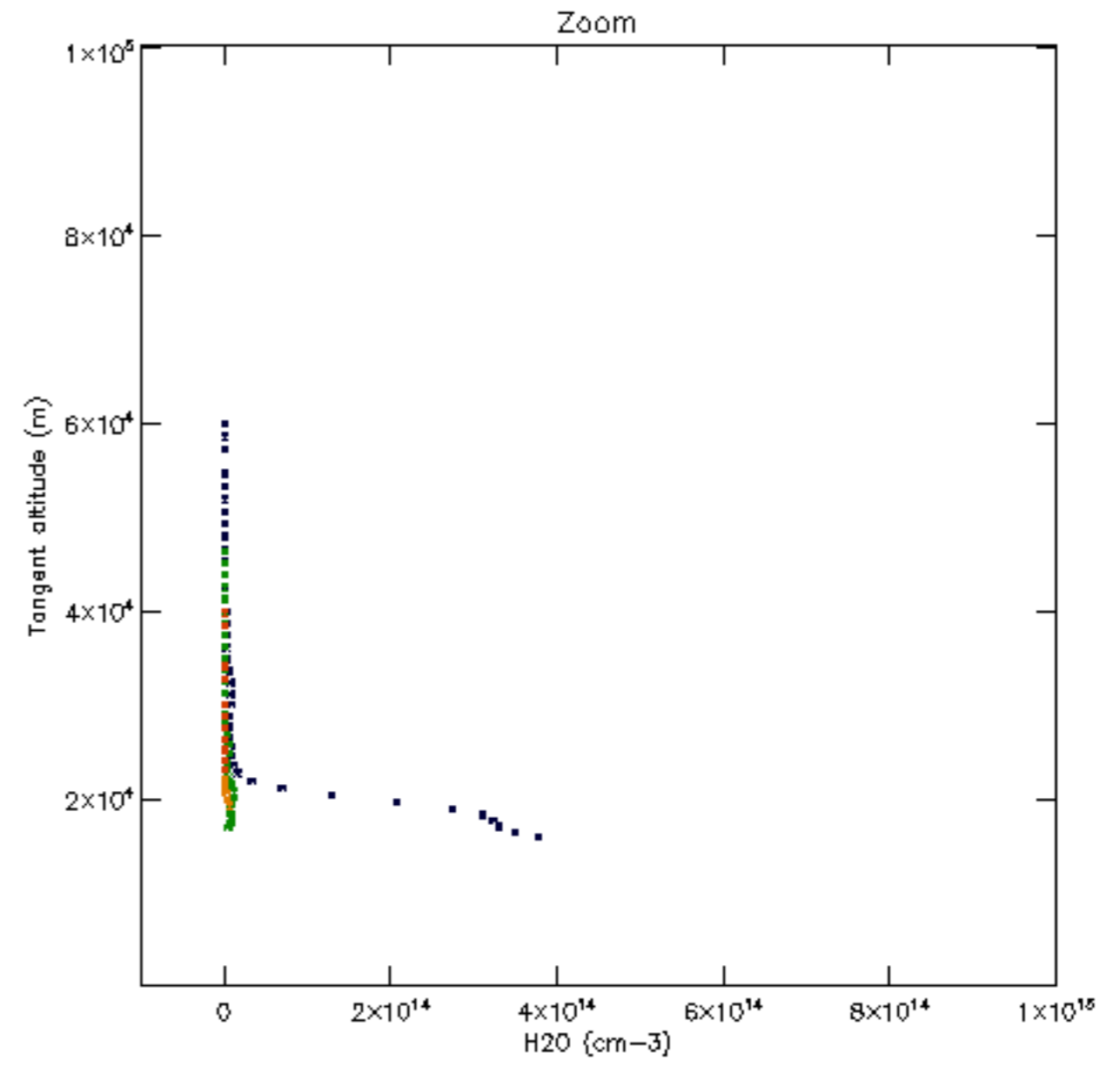
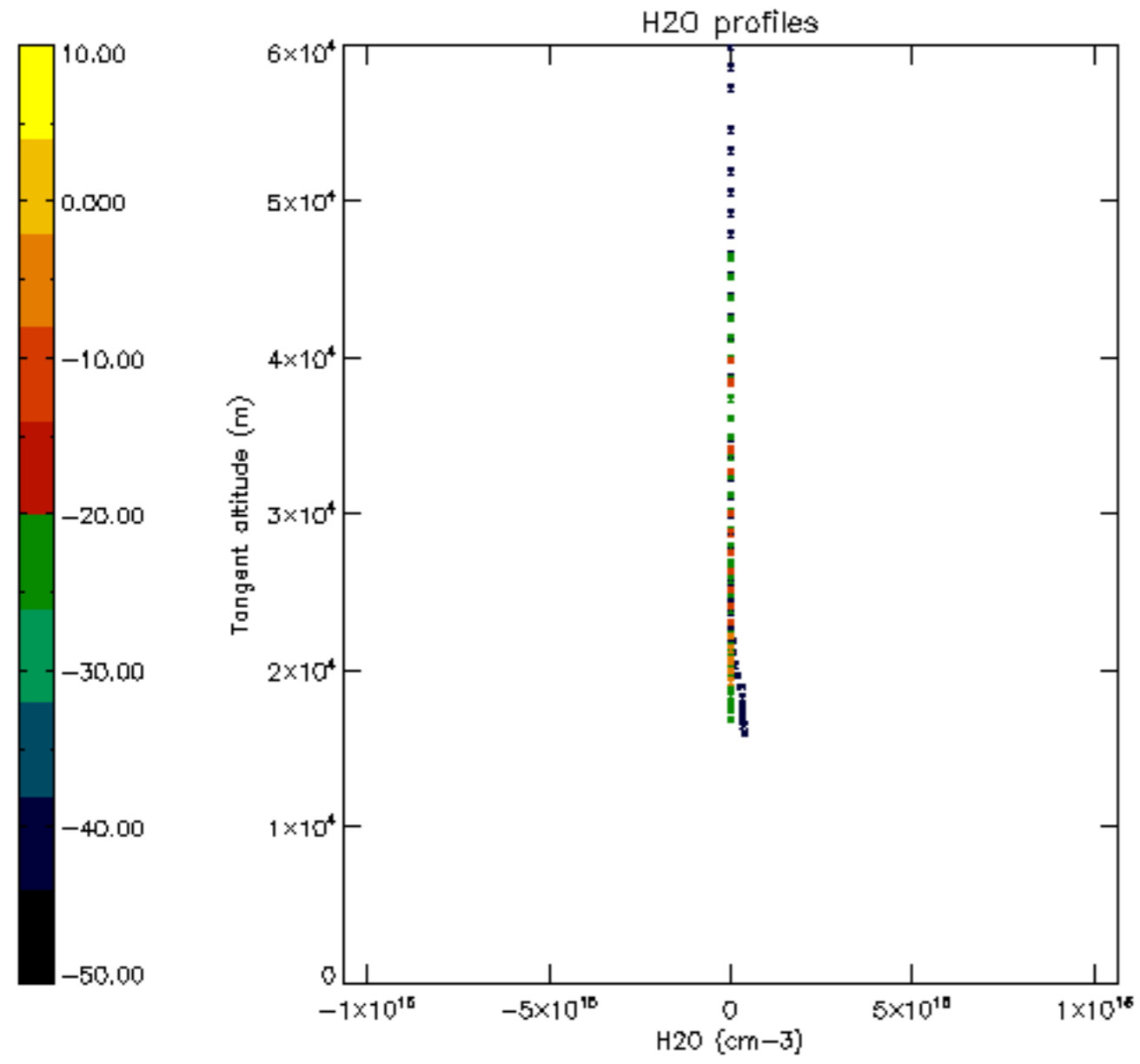


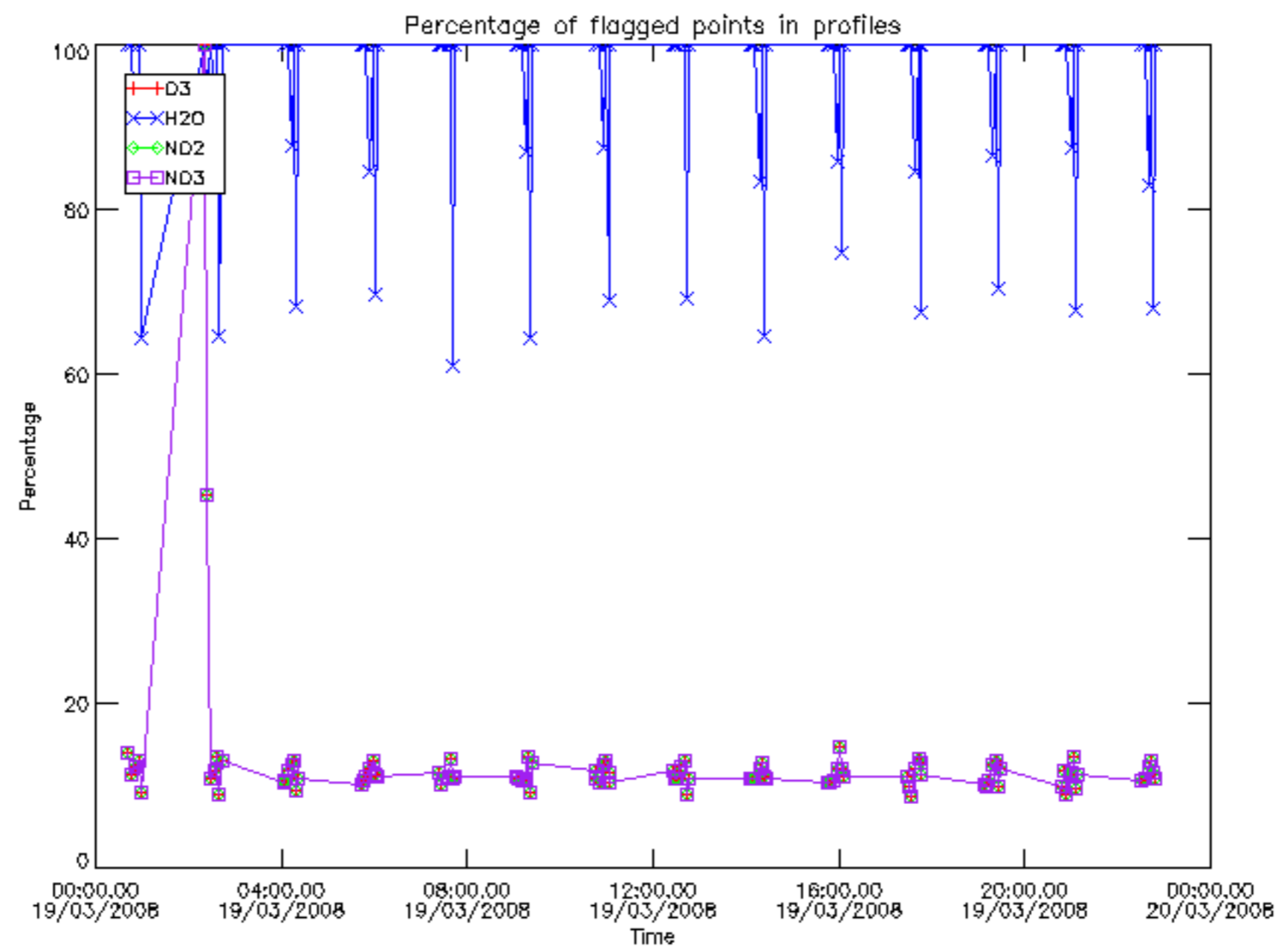




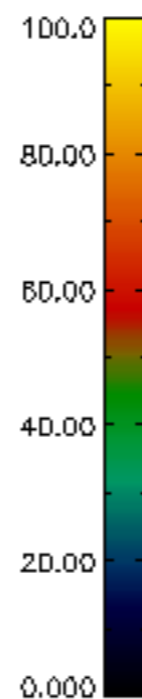
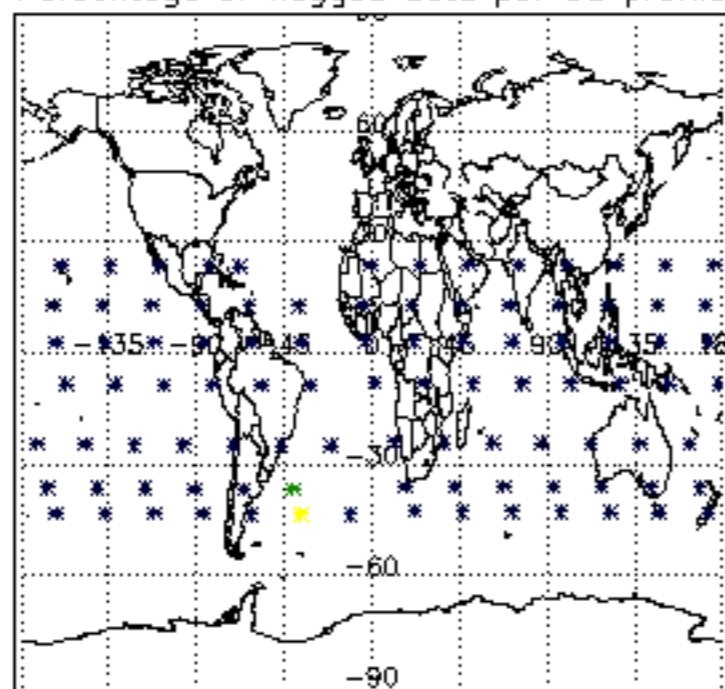




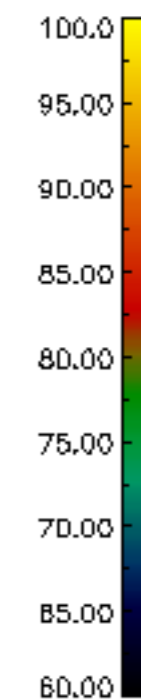
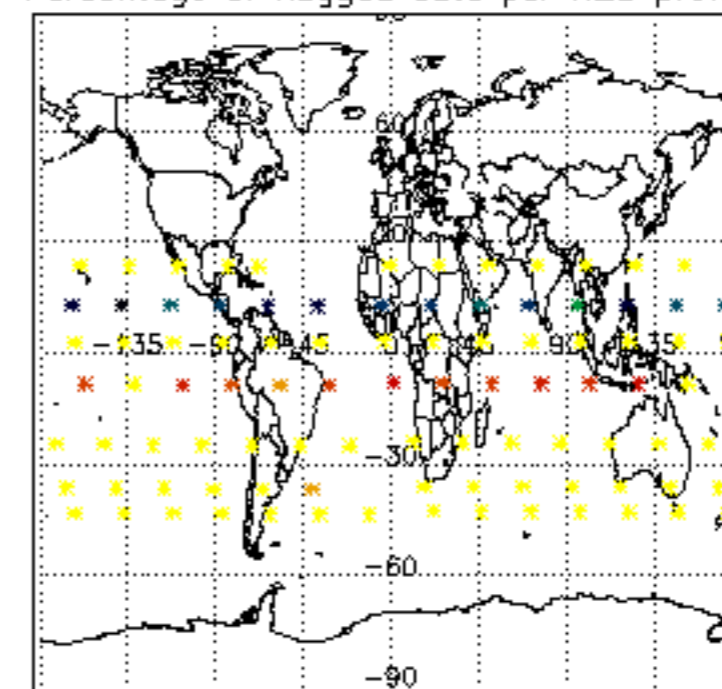




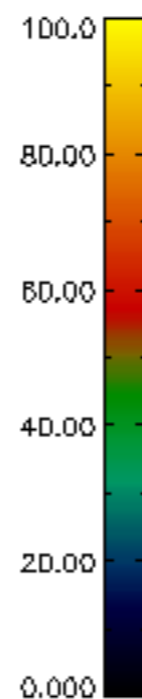
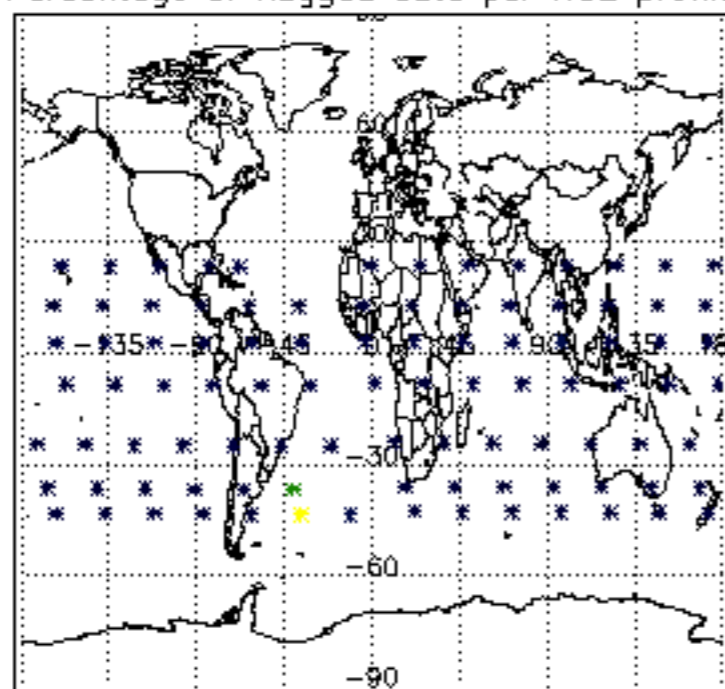
Percentage of flagged data per D3 profile



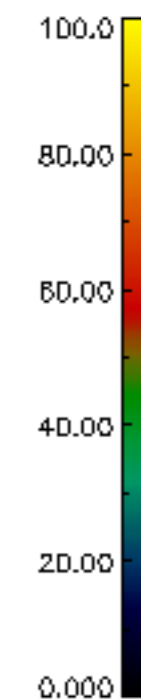
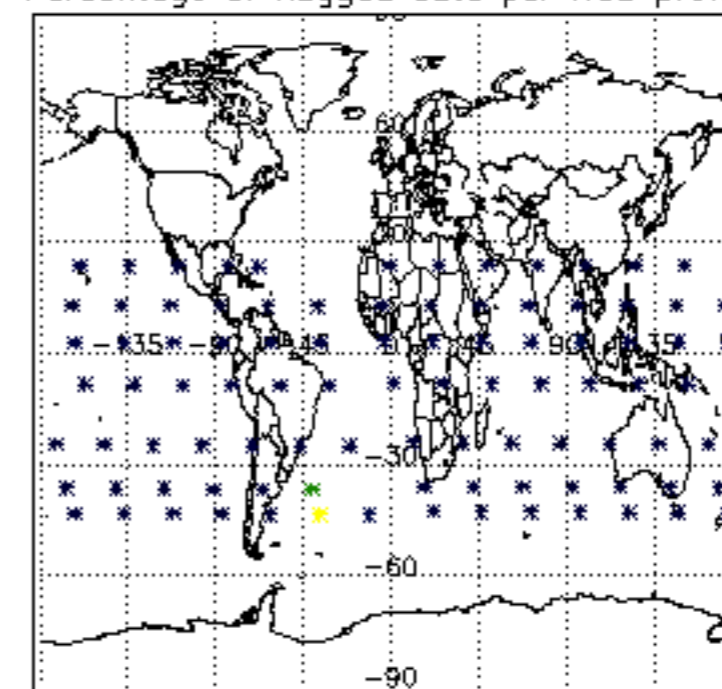
Percentage of flagged data per H2O profile

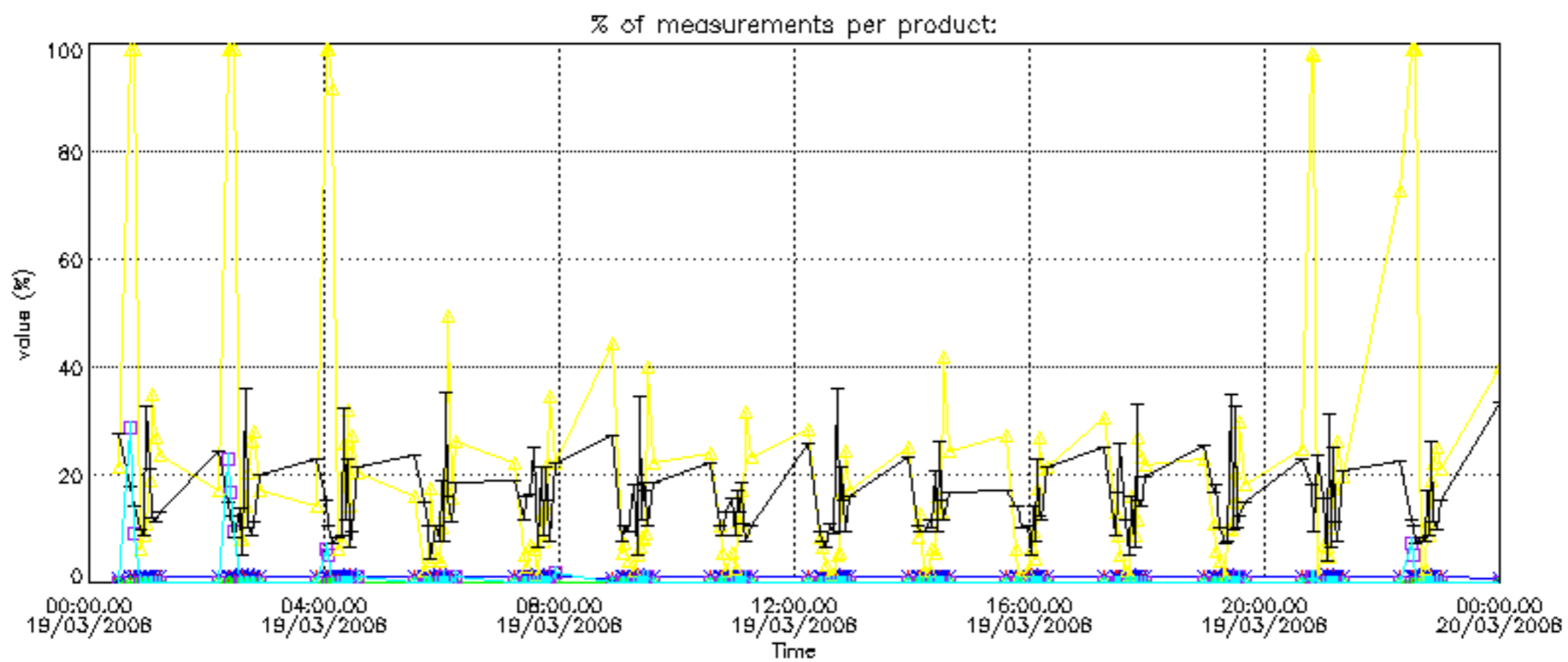


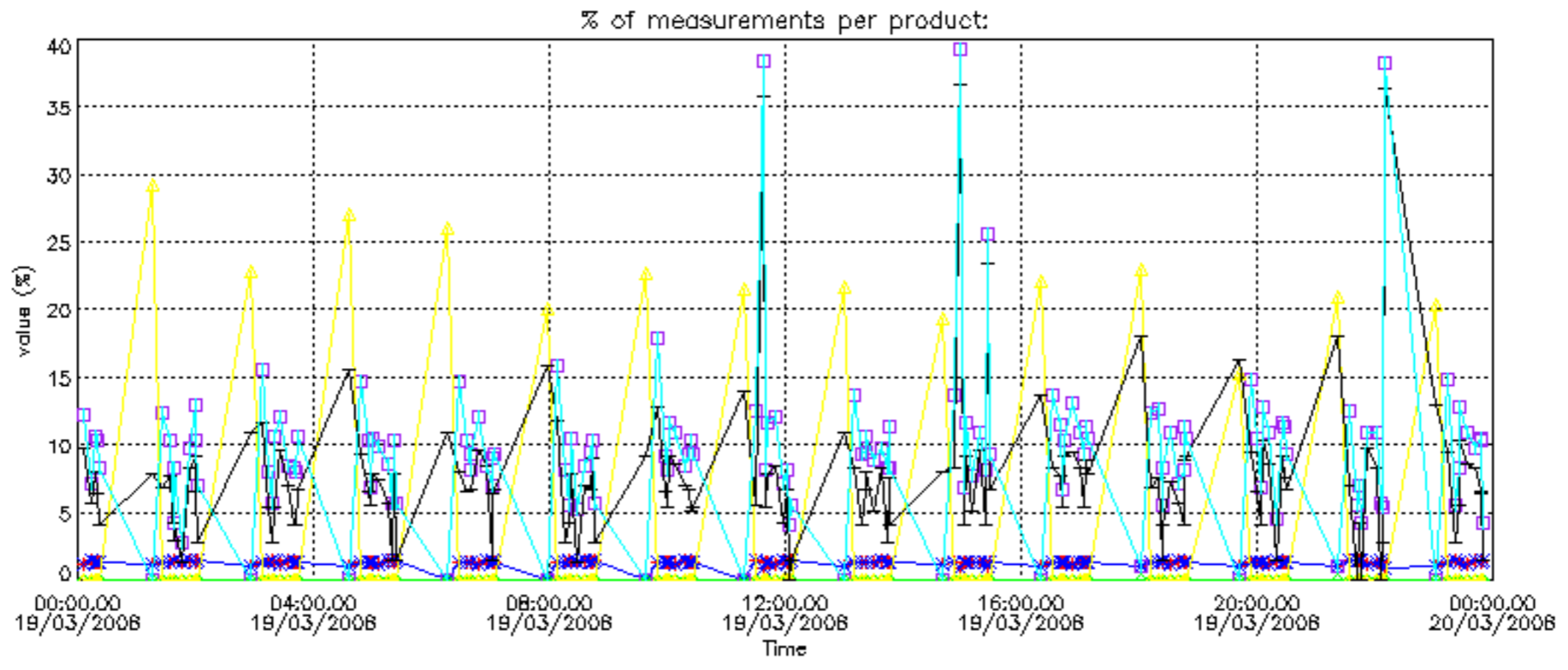
Percentage of flagged data per NO2 profile



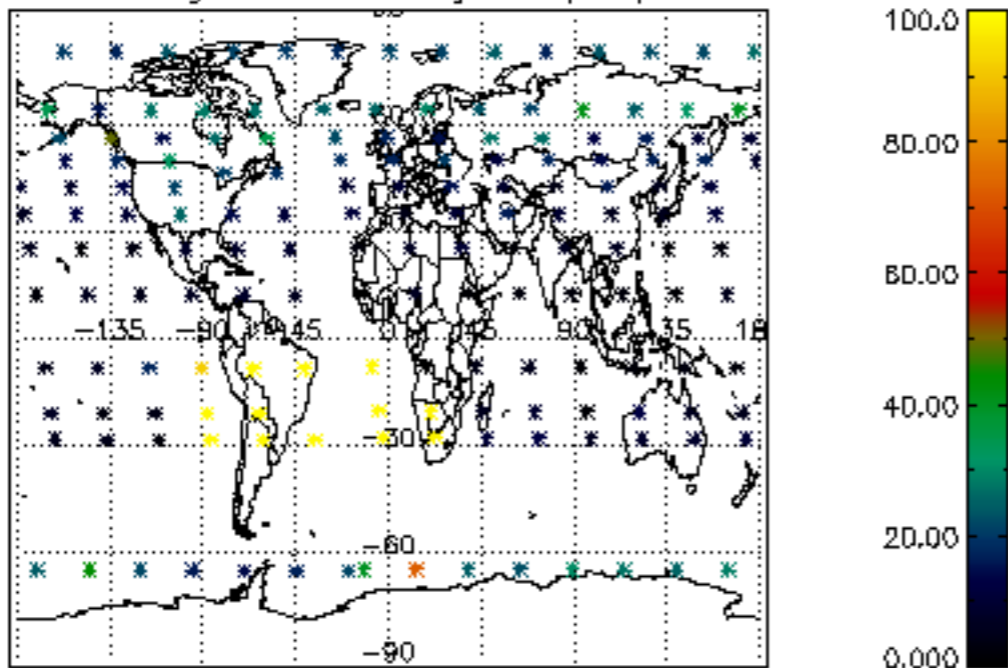
Percentage of flagged data per NO3 profile



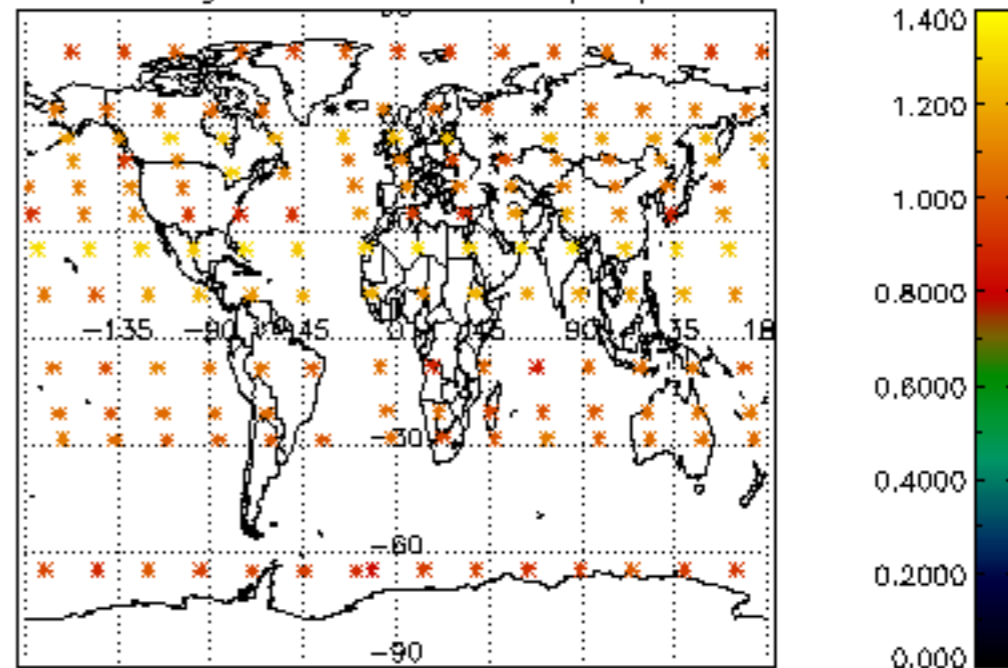




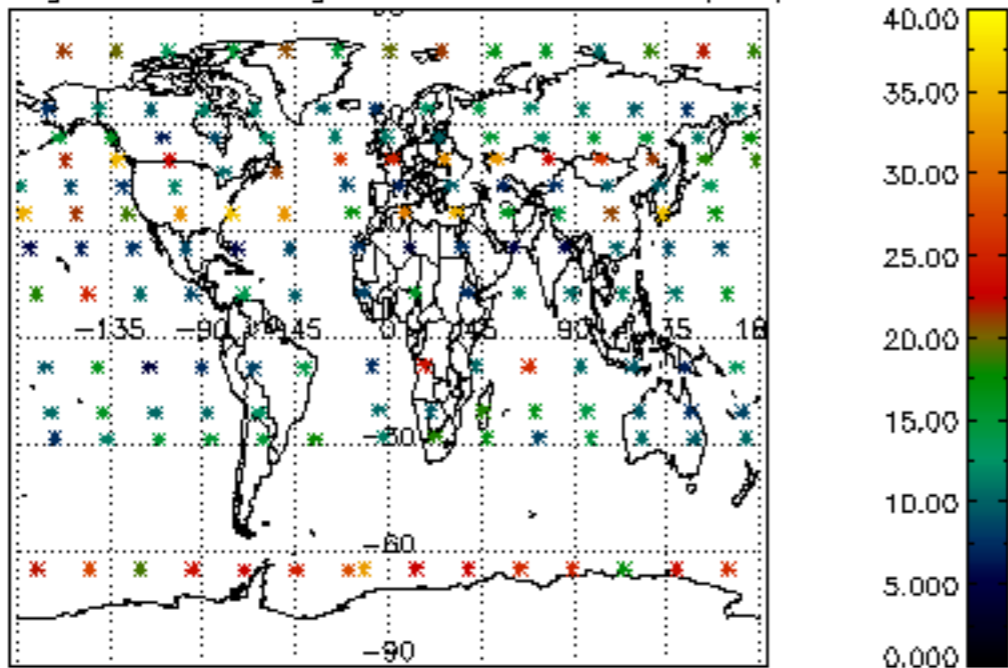
Percentage of cosmic ray hits per profile



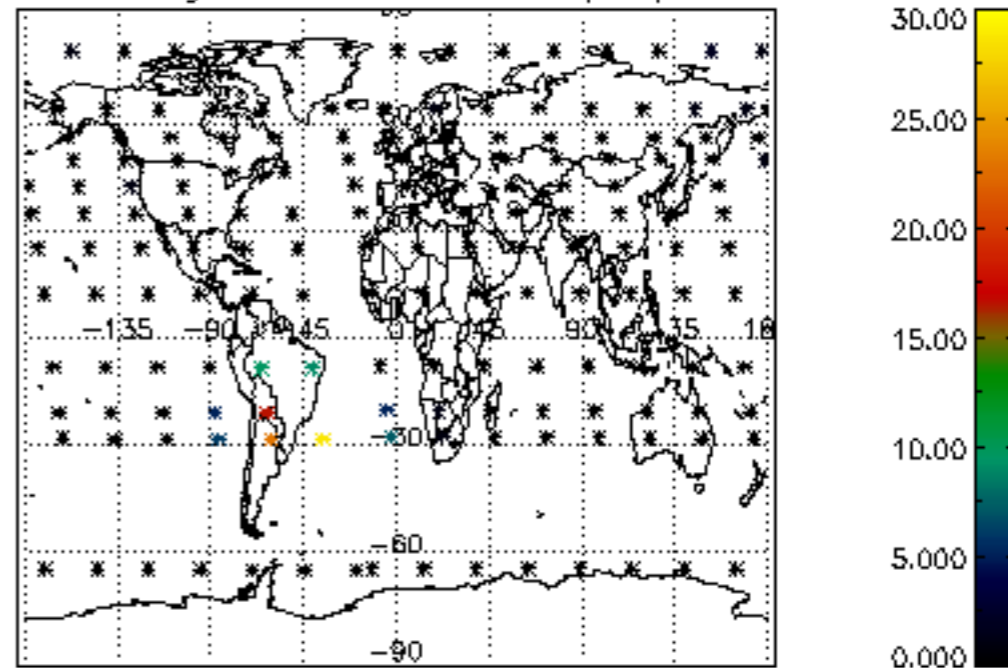
Percentage of datation errors per profile



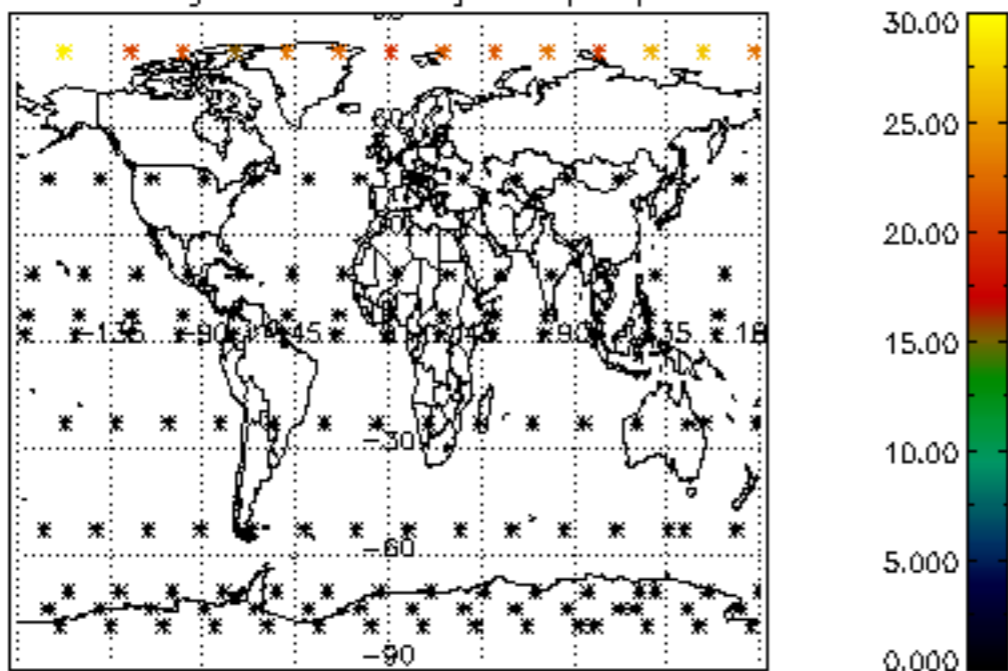
Percentage of star falling outside central band per profile



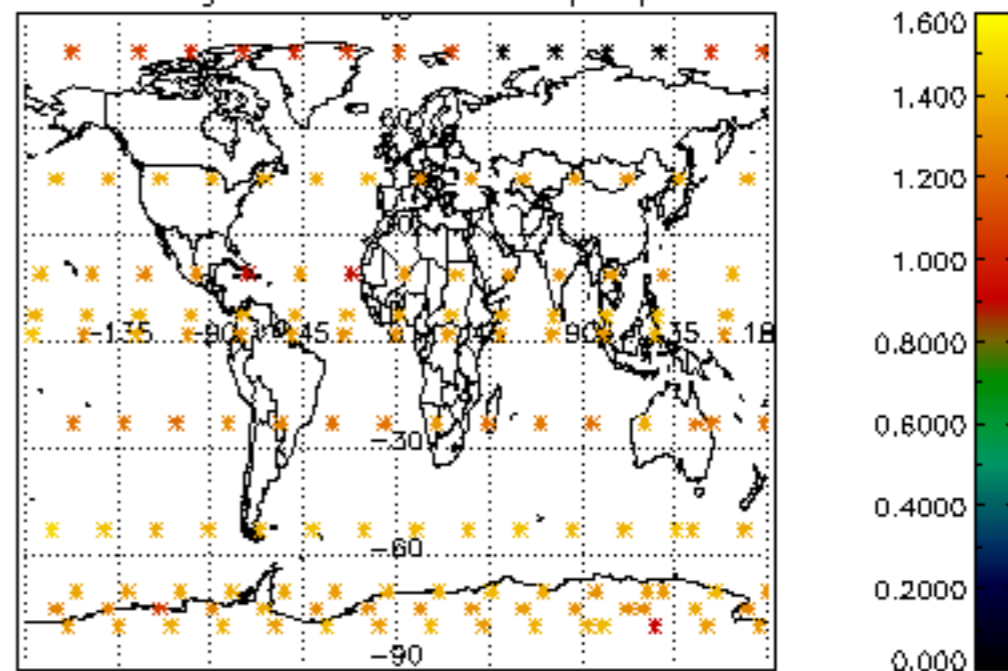
Percentage of saturation errors per profile



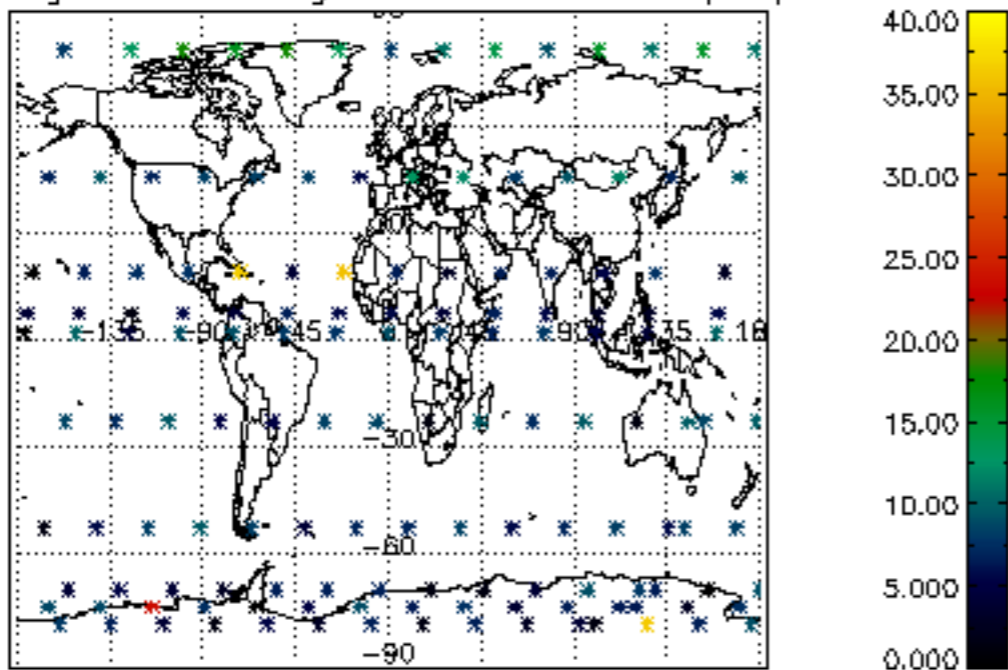
Percentage of cosmic ray hits per profile



Percentage of datation errors per profile



Percentage of star falling outside central band per profile



Percentage of saturation errors per profile

