

GOMOS Level 2 Daily Report

SUMMARY

[1. General Info](#)

[2. Summary of processed GOM_NL_2P products](#)

[3. Level 2 Quality information per product](#)

[3.1 Plot of level 2 quality information per product \(time dependant\)](#)

[3.2 Plot of level 2 quality information per product \(world map\)](#)

[4. Level 1 Quality information per product \(stored on level 2 products\)](#)

[4.1 Plot of level 1 quality information per product \(time dependant\)](#)

[4.1.1 Plot of level 1 quality information per product \(time dependant\): ASCENDING](#)

[4.1.2 Plot of level 1 quality information per product \(time dependant\): DESCENDING](#)

[4.2 Plot of level 1 quality information per product \(world map\)](#)

[4.2.1 Plot of level 1 quality information per product \(world map\): ASCENDING](#)

[4.2.2 Plot of level 1 quality information per product \(world map\): DESCENDING](#)

[5. Ozone profiles based on quality statistics and other trace gas profiles](#)

[5.1 Ozone statistics based on quality of products](#)

[5.2 Plot ozone profiles for all STD \(dark without errors\)](#)

[5.3 Plot ozone profiles where STD < 20% \(dark without errors\)](#)

[5.4. Plot ozone profiles where STD < 10% \(dark without errors\)](#)

[5.5. Plot ozone profiles where STD < 5% \(dark without errors\)](#)

[5.6 Plot NO2 profiles for all STD \(dark without errors\)](#)

[5.7 Plot NO3 profiles for all STD \(dark without errors\)](#)

[5.8 Plot H2O profiles \(only for occultations of stars 1,2,3,4,13,14,16,26,63 dark without errors\) for all STD](#)

[6. Auxiliary Data Files used for the production reported in section 2](#)

This report presents the daily analysis on parameters extracted from GOMOS level 2 data (GOM_NL__2P). It is intended to monitor some important parameters that will impact the quality of these products. A list of level 2 products (and content) that have arrived during the reporting day to the PCF is also given.

Item	Value
Time of report generation	25APR2013 11:40:36
Data source version	GOMOS/6.01
Start time of products	14-03-2008 (14MAR2008 00:00:00)
Stop time of products	15-03-2008 (15MAR2008 00:00:00)
Store outputs in DB	Yes
Nb of level 2 prods	331
Nb of prods with errors	0

2. Summary of processed GOM_NL__2P products.

Nr	Filename	UTC Start time	Limb	Duration	Star Id	Star Name	Star Mag	Star Temp	Nb Meas	Orbit	Prod. error
1	GOM_NL__2PRFIN20080314_000227_000000502066_00445_31561_3105.N1	14-MAR-2008 00:02:27	Dark	49.500	38	20Eps Sgr	1.8360	11000.	99	31561	No
2	GOM_NL__2PRFIN20080314_000600_000000492066_00446_31562_3225.N1	14-MAR-2008 00:06:00	Dark	49.000	25	35Lam Sco	1.6200	28000.	98	31562	No
3	GOM_NL__2PRFIN20080314_001220_000000392066_00446_31562_3226.N1	14-MAR-2008 00:12:20	Dark	39.000	134	Bet TrA	2.8100	6600.0	78	31562	No
4	GOM_NL__2PRFIN20080314_001503_000000452066_00446_31562_3227.N1	14-MAR-2008 00:15:03	Dark	44.500	4	Alp1Cen	-0.010000	5800.0	89	31562	No
5	GOM_NL__2PRFIN20080314_001617_000000482066_00446_31562_3228.N1	14-MAR-2008 00:16:17	Dark	48.000	10	Bet Cen	0.61000	28000.	96	31562	No
6	GOM_NL__2PRFIN20080314_001834_000000402066_00446_31562_3229.N1	14-MAR-2008 00:18:34	Dark	39.500	20	Bet Cru	1.2530	30000.	79	31562	No
7	GOM_NL__2PRFIN20080314_002115_000000422066_00446_31562_3230.N1	14-MAR-2008 00:21:15	Straylight	41.500	64	Gam Cen	2.2000	10600.	83	31562	No
8	GOM_NL__2PRFIN20080314_002323_000000512066_00446_31562_3231.N1	14-MAR-2008 00:23:23	Straylight	50.500	123	lot Cen	2.7500	10200.	101	31562	No
9	GOM_NL__2PRFIN20080314_002920_000000572066_00446_31562_3232.N1	14-MAR-2008 00:29:20	Straylight	57.000	106	9Bet Crv	2.6480	5600.0	114	31562	No
10	GOM_NL__2PRFIN20080314_003143_000000522066_00446_31562_3233.N1	14-MAR-2008 00:31:43	Straylight	52.000	100	4Gam Crv	2.5800	13100.	104	31562	No
11	GOM_NL__2PRFIN20080314_004109_000000382066_00446_31562_3234.N1	14-MAR-2008 00:41:09	Bright	37.500	22	32Alp Leo	1.3600	15200.	75	31562	No
12	GOM_NL__2PRFIN20080314_004326_000000382066_00446_31562_3235.N1	14-MAR-2008 00:43:26	Bright	37.500	51	41Gam1Leo	2.0100	4500.0	75	31562	No
13	GOM_NL__2PRFIN20080314_005120_000000402066_00446_31562_3236.N1	14-MAR-2008 00:51:20	Bright	40.000	174	52Psi UMa	3.0040	4400.0	80	31562	No
14	GOM_NL__2PRFIN20080314_005429_000000362066_00446_31562_3237.N1	14-MAR-2008 00:54:29	Bright	36.000	82	48Bet UMa	2.3650	10600.	72	31562	No
15	GOM_NL__2PRFIN20080314_005557_000000402066_00446_31562_3238.N1	14-MAR-2008 00:55:57	Bright	39.500	36	50Alp UMa	1.8000	6300.0	79	31562	No
16	GOM_NL__2PRFIN20080314_005744_000000472066_00446_31562_3239.N1	14-MAR-2008 00:57:44	Bright	46.500	32	77Eps UMa	1.7630	11000.	93	31562	No
17	GOM_NL__2PRFIN20080314_010305_000000402066_00446_31562_3240.N1	14-MAR-2008 01:03:05	Bright	40.000	60	7Bet UMi	2.0810	3950.0	80	31562	No
18	GOM_NL__2PRFIN20080314_011607_000000362066_00446_31562_3241.N1	14-MAR-2008 01:16:07	Bright	35.500	19	50Alp Cyg	1.2460	10500.	71	31562	No
19	GOM_NL__2PRFIN20080314_011741_000000382066_00446_31562_3242.N1	14-MAR-2008 01:17:41	Bright	37.500	66	37Gam Cyg	2.2080	5900.0	75	31562	No
20	GOM_NL__2PRFIN20080314_011923_000000362066_00446_31562_3243.N1	14-MAR-2008 01:19:23	Bright	35.500	92	53Eps Cyg	2.5000	4500.0	71	31562	No
21	GOM_NL__2PRFIN20080314_012736_000000562066_00446_31562_3244.N1	14-MAR-2008 01:27:36	Twilight_stray	56.000	11	53Alp Aql	0.76500	8000.0	112	31562	No
22	GOM_NL__2PRFIN20080314_013738_000000462066_00446_31562_3245.N1	14-MAR-2008 01:37:38	Dark	46.000	155	41Pi Sgr	2.9000	6600.0	92	31562	No
23	GOM_NL__2PRFIN20080314_013938_000000452066_00446_31562_3246.N1	14-MAR-2008 01:39:38	Dark	45.000	57	34Sig Sgr	2.0660	26000.	90	31562	No
24	GOM_NL__2PRFIN20080314_014304_000000522066_00446_31562_3247.N1	14-MAR-2008 01:43:04	Dark	51.500	38	20Eps Sgr	1.8360	11000.	103	31562	No
25	GOM_NL__2PRFIN20080314_014637_000000512066_00447_31563_3237.N1	14-MAR-2008 01:46:37	Dark	51.000	25	35Lam Sco	1.6200	28000.	102	31563	No
26	GOM_NL__2PRFIN20080314_015256_000000382066_00447_31563_3238.N1	14-MAR-2008 01:52:56	Dark	37.500	134	Bet TrA	2.8100	6600.0	75	31563	No
27	GOM_NL__2PRFIN20080314_015540_000000462066_00447_31563_3239.N1	14-MAR-2008 01:55:40	Dark	45.500	4	Alp1Cen	-0.010000	5800.0	91	31563	No
28	GOM_NL__2PRFIN20080314_015654_000000432066_00447_31563_3240.N1	14-MAR-2008 01:56:54	Dark	43.000	10	Bet Cen	0.61000	28000.	86	31563	No
29	GOM_NL__2PRFIN20080314_015911_000000402066_00447_31563_3241.N1	14-MAR-2008 01:59:11	Dark	39.500	20	Bet Cru	1.2530	30000.	79	31563	No
30	GOM_NL__2PRFIN20080314_020152_000000432066_00447_31563_3242.N1	14-MAR-2008 02:01:52	Straylight	42.500	64	Gam Cen	2.2000	10600.	85	31563	No
31	GOM_NL__2PRFIN20080314_020400_000000492066_00447_31563_3243.N1	14-MAR-2008 02:04:00	Straylight	49.000	123	lot Cen	2.7500	10200.	98	31563	No
32	GOM_NL__2PRFIN20080314_020956_000000552066_00447_31563_3244.N1	14-MAR-2008 02:09:56	Straylight	54.500	106	9Bet Crv	2.6480	5600.0	109	31563	No
33	GOM_NL__2PRFIN20080314_021219_000000522066_00447_31563_3245.N1	14-MAR-2008 02:12:19	Straylight	51.500	100	4Gam Crv	2.5800	13100.	103	31563	No
34	GOM_NL__2PRFIN20080314_022145_000000382066_00447_31563_3246.N1	14-MAR-2008 02:21:45	Bright	38.000	22	32Alp Leo	1.3600	15200.	76	31563	No
35	GOM_NL__2PRFIN20080314_022402_000000402066_00447_31563_3247.N1	14-MAR-2008 02:24:02	Bright	39.500	51	41Gam1Leo	2.0100	4500.0	79	31563	No
36	GOM_NL__2PRFIN20080314_023155_000000392066_00447_31563_3248.N1	14-MAR-2008 02:31:55	Bright	39.000	174	52Psi UMa	3.0040	4400.0	78	31563	No
37	GOM_NL__2PRFIN20080314_023504_000000382066_00447_31563_3249.N1	14-MAR-2008 02:35:04	Bright	37.500	82	48Bet UMa	2.3650	10600.	75	31563	No
38	GOM_NL__2PRFIN20080314_023633_000000372066_00447_31563_3250.N1	14-MAR-2008 02:36:33	Bright	37.000	36	50Alp UMa	1.8000	6300.0	74	31563	No
39	GOM_NL__2PRFIN20080314_023820_000000472066_00447_31563_3251.N1	14-MAR-2008 02:38:20	Bright	46.500	32	77Eps UMa	1.7630	11000.	93	31563	No
40	GOM_NL__2PRFIN20080314_024340_000000412066_00447_31563_3252.N1	14-MAR-2008 02:43:40	Bright	40.500	60	7Bet UMi	2.0810	3950.0	81	31563	No
41	GOM_NL__2PRFIN20080314_025644_000000342066_00447_31563_3253.N1	14-MAR-2008 02:56:44	Bright	34.000	19	50Alp Cyg	1.2460	10500.	68	31563	No
42	GOM_NL__2PRFIN20080314_025818_000000362066_00447_31563_3254.N1	14-MAR-2008 02:58:18	Bright	35.500	66	37Gam Cyg	2.2080	5900.0	71	31563	No

43	GOM_NL__2PRFIN20080314_025959_000000362066_00447_31563_3255.N1	14-MAR-2008 02:59:59	Bright	35.500	92	53Eps Cyg	2.5000	4500.0	71	31563	No
44	GOM_NL__2PRFIN20080314_030812_000000532066_00447_31563_3256.N1	14-MAR-2008 03:08:12	Twilight	52.500	11	53Alp Aql	0.76500	8000.0	105	31563	No
45	GOM_NL__2PRFIN20080314_031814_000000442066_00447_31563_3257.N1	14-MAR-2008 03:18:14	Dark	43.500	155	41Pi Sgr	2.9000	6600.0	87	31563	No
46	GOM_NL__2PRFIN20080314_032015_000000492066_00447_31563_3258.N1	14-MAR-2008 03:20:15	Dark	49.000	57	34Sig Sgr	2.0660	26000.	98	31563	No
47	GOM_NL__2PRFIN20080314_032341_000000452066_00447_31563_3259.N1	14-MAR-2008 03:23:41	Dark	45.000	38	20Eps Sgr	1.8360	11000.	90	31563	No
48	GOM_NL__2PRFIN20080314_032714_000000502066_00448_31564_3245.N1	14-MAR-2008 03:27:14	Dark	49.500	25	35Lam Sco	1.6200	28000.	99	31564	No
49	GOM_NL__2PRFIN20080314_033333_000000392066_00448_31564_3246.N1	14-MAR-2008 03:33:33	Dark	39.000	134	Bet TrA	2.8100	6600.0	78	31564	No
50	GOM_NL__2PRFIN20080314_033616_000000442066_00448_31564_3247.N1	14-MAR-2008 03:36:16	Dark	43.500	4	Alp1Cen	-0.010000	5800.0	87	31564	No
51	GOM_NL__2PRFIN20080314_033730_000000442066_00448_31564_3248.N1	14-MAR-2008 03:37:30	Dark	44.000	10	Bet Cen	0.61000	28000.	88	31564	No
52	GOM_NL__2PRFIN20080314_033947_000000392066_00448_31564_3249.N1	14-MAR-2008 03:39:47	Dark	38.500	20	Bet Cru	1.2530	30000.	77	31564	No
53	GOM_NL__2PRFIN20080314_034228_000000422066_00448_31564_3250.N1	14-MAR-2008 03:42:28	Straylight	41.500	64	Gam Cen	2.2000	10600.	83	31564	No
54	GOM_NL__2PRFIN20080314_034436_000000512066_00448_31564_3251.N1	14-MAR-2008 03:44:36	Straylight	51.000	123	lot Cen	2.7500	10200.	102	31564	No
55	GOM_NL__2PRFIN20080314_035033_000000572066_00448_31564_3252.N1	14-MAR-2008 03:50:33	Straylight	57.000	106	9Bet Crv	2.6480	5600.0	114	31564	No
56	GOM_NL__2PRFIN20080314_035255_000000522066_00448_31564_3253.N1	14-MAR-2008 03:52:55	Straylight	52.000	100	4Gam Crv	2.5800	13100.	104	31564	No
57	GOM_NL__2PRFIN20080314_040221_000000372066_00448_31564_3254.N1	14-MAR-2008 04:02:21	Bright	36.500	22	32Alp Leo	1.3600	15200.	73	31564	No
58	GOM_NL__2PRFIN20080314_040438_000000392066_00448_31564_3255.N1	14-MAR-2008 04:04:38	Bright	38.500	51	41Gam1Leo	2.0100	4500.0	77	31564	No
59	GOM_NL__2PRFIN20080314_041231_000000392066_00448_31564_3256.N1	14-MAR-2008 04:12:31	Bright	39.000	174	52Psi UMa	3.0040	4400.0	78	31564	No
60	GOM_NL__2PRFIN20080314_041540_000000382066_00448_31564_3257.N1	14-MAR-2008 04:15:40	Bright	37.500	82	48Bet UMa	2.3650	10600.	75	31564	No
61	GOM_NL__2PRFIN20080314_041709_000000402066_00448_31564_3258.N1	14-MAR-2008 04:17:09	Bright	39.500	36	50Alp UMa	1.8000	6300.0	79	31564	No
62	GOM_NL__2PRFIN20080314_041855_000000462066_00448_31564_3259.N1	14-MAR-2008 04:18:55	Bright	45.500	32	77Eps UMa	1.7630	11000.	91	31564	No
63	GOM_NL__2PRFIN20080314_042416_000000372066_00448_31564_3260.N1	14-MAR-2008 04:24:16	Bright	37.000	60	7Bet UMi	2.0810	3950.0	74	31564	No
64	GOM_NL__2PRFIN20080314_043720_000000372066_00448_31564_3261.N1	14-MAR-2008 04:37:20	Bright	36.500	19	50Alp Cyg	1.2460	10500.	73	31564	No
65	GOM_NL__2PRFIN20080314_043854_000000362066_00448_31564_3262.N1	14-MAR-2008 04:38:54	Bright	36.000	66	37Gam Cyg	2.2080	5900.0	72	31564	No
66	GOM_NL__2PRFIN20080314_044035_000000352066_00448_31564_3263.N1	14-MAR-2008 04:40:35	Bright	35.000	92	53Eps Cyg	2.5000	4500.0	70	31564	No
67	GOM_NL__2PRFIN20080314_044849_000000502066_00448_31564_3264.N1	14-MAR-2008 04:48:49	Twilight	49.500	11	53Alp Aql	0.76500	8000.0	99	31564	No
68	GOM_NL__2PRFIN20080314_045851_000000472066_00448_31564_3265.N1	14-MAR-2008 04:58:51	Dark	47.000	155	41Pi Sgr	2.9000	6600.0	94	31564	No
69	GOM_NL__2PRFIN20080314_050052_000000442066_00448_31564_3266.N1	14-MAR-2008 05:00:52	Dark	43.500	57	34Sig Sgr	2.0660	26000.	87	31564	No
70	GOM_NL__2PRFIN20080314_050418_000000482066_00448_31564_3267.N1	14-MAR-2008 05:04:18	Dark	47.500	38	20Eps Sgr	1.8360	11000.	95	31564	No
71	GOM_NL__2PRFIN20080314_050751_000000502066_00449_31565_3254.N1	14-MAR-2008 05:07:51	Dark	49.500	25	35Lam Sco	1.6200	28000.	99	31565	No
72	GOM_NL__2PRFIN20080314_051409_000000382066_00449_31565_3255.N1	14-MAR-2008 05:14:09	Dark	37.500	134	Bet TrA	2.8100	6600.0	75	31565	No
73	GOM_NL__2PRFIN20080314_051653_000000462066_00449_31565_3256.N1	14-MAR-2008 05:16:53	Dark	45.500	4	Alp1Cen	-0.010000	5800.0	91	31565	No
74	GOM_NL__2PRFIN20080314_051807_000000462066_00449_31565_3257.N1	14-MAR-2008 05:18:07	Dark	45.500	10	Bet Cen	0.61000	28000.	91	31565	No
75	GOM_NL__2PRFIN20080314_052023_000000462066_00449_31565_3258.N1	14-MAR-2008 05:20:23	Dark	46.000	20	Bet Cru	1.2530	30000.	92	31565	No
76	GOM_NL__2PRFIN20080314_052304_000000412066_00449_31565_3259.N1	14-MAR-2008 05:23:04	Straylight	40.500	64	Gam Cen	2.2000	10600.	81	31565	No
77	GOM_NL__2PRFIN20080314_052513_000000502066_00449_31565_3260.N1	14-MAR-2008 05:25:13	Straylight	50.000	123	lot Cen	2.7500	10200.	100	31565	No
78	GOM_NL__2PRFIN20080314_053109_000000532066_00449_31565_3261.N1	14-MAR-2008 05:31:09	Straylight	52.500	106	9Bet Crv	2.6480	5600.0	105	31565	No
79	GOM_NL__2PRFIN20080314_053332_000000522066_00449_31565_3262.N1	14-MAR-2008 05:33:32	Straylight	52.000	100	4Gam Crv	2.5800	13100.	104	31565	No
80	GOM_NL__2PRFIN20080314_054257_000000372066_00449_31565_3263.N1	14-MAR-2008 05:42:57	Bright	36.500	22	32Alp Leo	1.3600	15200.	73	31565	No
81	GOM_NL__2PRFIN20080314_054514_000000382066_00449_31565_3264.N1	14-MAR-2008 05:45:14	Bright	37.500	51	41Gam1Leo	2.0100	4500.0	75	31565	No
82	GOM_NL__2PRFIN20080314_055307_000000382066_00449_31565_3265.N1	14-MAR-2008 05:53:07	Bright	38.000	174	52Psi UMa	3.0040	4400.0	76	31565	No
83	GOM_NL__2PRFIN20080314_055616_000000372066_00449_31565_3266.N1	14-MAR-2008 05:56:16	Bright	37.000	82	48Bet UMa	2.3650	10600.	74	31565	No
84	GOM_NL__2PRFIN20080314_055745_000000402066_00449_31565_3267.N1	14-MAR-2008 05:57:45	Bright	40.000	36	50Alp UMa	1.8000	6300.0	80	31565	No
85	GOM_NL__2PRFIN20080314_055930_000000462066_00449_31565_3268.N1	14-MAR-2008 05:59:30	Bright	46.000	32	77Eps UMa	1.7630	11000.	92	31565	No
86	GOM_NL__2PRFIN20080314_060451_000000392066_00449_31565_3269.N1	14-MAR-2008 06:04:51	Bright	38.500	60	7Bet UMi	2.0810	3950.0	77	31565	No
87	GOM_NL__2PRFIN20080314_061756_000000382066_00449_31565_3270.N1	14-MAR-2008 06:17:56	Bright	37.500	19	50Alp Cyg	1.2460	10500.	75	31565	No
88	GOM_NL__2PRFIN20080314_061930_000000382066_00449_31565_3271.N1	14-MAR-2008 06:19:30	Bright	37.500	66	37Gam Cyg	2.2080	5900.0	75	31565	No
89	GOM_NL__2PRFIN20080314_062111_000000362066_00449_31565_3272.N1	14-MAR-2008 06:21:11	Bright	36.000	92	53Eps Cyg	2.5000	4500.0	72	31565	No
90	GOM_NL__2PRFIN20080314_062925_000000522066_00449_31565_3273.N1	14-MAR-2008 06:29:25	Twilight	52.000	11	53Alp Aql	0.76500	8000.0	104	31565	No
91	GOM_NL__2PRFIN20080314_063928_000000452066_00449_31565_3274.N1	14-MAR-2008 06:39:28	Dark	45.000	155	41Pi Sgr	2.9000	6600.0	90	31565	No
92	GOM_NL__2PRFIN20080314_064129_000000492066_00449_31565_3275.N1	14-MAR-2008 06:41:29	Dark	48.500	57	34Sig Sgr	2.0660	26000.	97	31565	No
93	GOM_NL__2PRFIN20080314_064455_000000492066_00449_31565_3276.N1	14-MAR-2008 06:44:55	Dark	48.500	38	20Eps Sgr	1.8360	11000.	97	31565	No
94	GOM_NL__2PRFIN20080314_064828_000000492066_00450_31566_3270.N1	14-MAR-2008 06:48:28	Dark	49.000	25	35Lam Sco	1.6200	28000.	98	31566	No
95	GOM_NL__2PRFIN20080314_065446_000000392066_00450_31566_3271.N1	14-MAR-2008 06:54:46	Dark	39.000	134	Bet TrA	2.8100	6600.0	78	31566	No
96	GOM_NL__2PRFIN20080314_065729_000000462066_00450_31566_3272.N1	14-MAR-2008 06:57:29	Dark	46.000	4	Alp1Cen	-0.010000	5800.0	92	31566	No
97	GOM_NL__2PRFIN20080314_065843_000000482066_00450_31566_3273.N1	14-MAR-2008 06:58:43	Dark	48.000	10	Bet Cen	0.61000	28000.	96	31566	No
98	GOM_NL__2PRFIN20080314_070100_000000442066_00450_31566_3274.N1	14-MAR-2008 07:01:00	Dark	44.000	20	Bet Cru	1.2530	30000.	88	31566	No
99	GOM_NL__2PRFIN20080314_070341_000000422066_00450_31566_3275.N1	14-MAR-2008 07:03:41	Straylight	41.500	64	Gam Cen	2.2000	10600.	83	31566	No
100	GOM_NL__2PRFIN20080314_070550_000000482066_00450_31566_3276.N1	14-MAR-2008 07:05:50	Straylight	48.000	123	lot Cen	2.7500	10200.	96	31566	No
101	GOM_NL__2PRFIN20080314_071145_000000572066_00450_31566_3277.N1	14-MAR-2008 07:11:45	Straylight	56.500	106	9Bet Crv	2.6480	5600.0	113	31566	No

102	GOM_NL__2PRFIN20080314_071408_00000522066_00450_31566_3278.N1	14-MAR-2008 07:14:08	Straylight	51.500	100	4Gam Crv	2.5800	13100.	103	31566	No
103	GOM_NL__2PRFIN20080314_072333_00000372066_00450_31566_3279.N1	14-MAR-2008 07:23:33	Bright	37.000	22	32Alp Leo	1.3600	15200.	74	31566	No
104	GOM_NL__2PRFIN20080314_072550_00000402066_00450_31566_3280.N1	14-MAR-2008 07:25:50	Bright	40.000	51	41Gam1Leo	2.0100	4500.0	80	31566	No
105	GOM_NL__2PRFIN20080314_073342_00000402066_00450_31566_3281.N1	14-MAR-2008 07:33:42	Bright	40.000	174	52Psi UMa	3.0040	4400.0	80	31566	No
106	GOM_NL__2PRFIN20080314_073651_00000382066_00450_31566_3282.N1	14-MAR-2008 07:36:51	Bright	38.000	82	48Bet UMa	2.3650	10600.	76	31566	No
107	GOM_NL__2PRFIN20080314_073820_00000392066_00450_31566_3283.N1	14-MAR-2008 07:38:20	Bright	38.500	36	50Alp UMa	1.8000	6300.0	77	31566	No
108	GOM_NL__2PRFIN20080314_074006_00000442066_00450_31566_3284.N1	14-MAR-2008 07:40:06	Bright	44.000	32	77Eps UMa	1.7630	11000.	88	31566	No
109	GOM_NL__2PRFIN20080314_074527_00000412066_00450_31566_3285.N1	14-MAR-2008 07:45:27	Bright	40.500	60	7Bet UMi	2.0810	3950.0	81	31566	No
110	GOM_NL__2PRFIN20080314_075832_00000372066_00450_31566_3286.N1	14-MAR-2008 07:58:32	Bright	36.500	19	50Alp Cyg	1.2460	10500.	73	31566	No
111	GOM_NL__2PRFIN20080314_080006_00000382066_00450_31566_3287.N1	14-MAR-2008 08:00:06	Bright	37.500	66	37Gam Cyg	2.2080	5900.0	75	31566	No
112	GOM_NL__2PRFIN20080314_080147_00000362066_00450_31566_3288.N1	14-MAR-2008 08:01:47	Bright	36.000	92	53Eps Cyg	2.5000	4500.0	72	31566	No
113	GOM_NL__2PRFIN20080314_081002_00000552066_00450_31566_3289.N1	14-MAR-2008 08:10:02	Tw_i_and_stray	55.000	11	53Alp Aql	0.76500	8000.0	110	31566	No
114	GOM_NL__2PRFIN20080314_082005_00000442066_00450_31566_3290.N1	14-MAR-2008 08:20:05	Dark	44.000	155	41Pi Sgr	2.9000	6600.0	88	31566	No
115	GOM_NL__2PRFIN20080314_082205_00000462066_00450_31566_3291.N1	14-MAR-2008 08:22:05	Dark	46.000	57	34Sig Sgr	2.0660	26000.	92	31566	No
116	GOM_NL__2PRFIN20080314_082531_00000492066_00450_31566_3292.N1	14-MAR-2008 08:25:31	Dark	48.500	38	20Eps Sgr	1.8360	11000.	97	31566	No
117	GOM_NL__2PRFIN20080314_082906_00000542066_00451_31567_3297.N1	14-MAR-2008 08:29:06	Dark	54.000	25	35Lam Sco	1.6200	28000.	108	31567	No
118	GOM_NL__2PRFIN20080314_083522_00000402066_00451_31567_3298.N1	14-MAR-2008 08:35:22	Dark	39.500	134	Bet TrA	2.8100	6600.0	79	31567	No
119	GOM_NL__2PRFIN20080314_083806_00000492066_00451_31567_3299.N1	14-MAR-2008 08:38:06	Dark	48.500	4	Alp1Cen	-0.010000	5800.0	97	31567	No
120	GOM_NL__2PRFIN20080314_083920_00000522066_00451_31567_3300.N1	14-MAR-2008 08:39:20	Dark	52.000	10	Bet Cen	0.61000	28000.	104	31567	No
121	GOM_NL__2PRFIN20080314_084136_00000462066_00451_31567_3301.N1	14-MAR-2008 08:41:36	Dark	46.000	20	Bet Cru	1.2530	30000.	92	31567	No
122	GOM_NL__2PRFIN20080314_084417_00000442066_00451_31567_3302.N1	14-MAR-2008 08:44:17	Straylight	44.000	64	Gam Cen	2.2000	10600.	88	31567	No
123	GOM_NL__2PRFIN20080314_084626_00000512066_00451_31567_3303.N1	14-MAR-2008 08:46:26	Straylight	50.500	123	lot Cen	2.7500	10200.	101	31567	No
124	GOM_NL__2PRFIN20080314_085221_00000572066_00451_31567_3304.N1	14-MAR-2008 08:52:21	Straylight	57.000	106	9Bet Crv	2.6480	5600.0	114	31567	No
125	GOM_NL__2PRFIN20080314_085444_00000492066_00451_31567_3305.N1	14-MAR-2008 08:54:44	Straylight	49.000	100	4Gam Crv	2.5800	13100.	98	31567	No
126	GOM_NL__2PRFIN20080314_090409_00000372066_00451_31567_3306.N1	14-MAR-2008 09:04:09	Bright	37.000	22	32Alp Leo	1.3600	15200.	74	31567	No
127	GOM_NL__2PRFIN20080314_090626_00000392066_00451_31567_3307.N1	14-MAR-2008 09:06:26	Bright	39.000	51	41Gam1Leo	2.0100	4500.0	78	31567	No
128	GOM_NL__2PRFIN20080314_091418_00000582066_00451_31567_3308.N1	14-MAR-2008 09:14:18	Bright	58.000	174	52Psi UMa	3.0040	4400.0	116	31567	No
129	GOM_NL__2PRFIN20080314_091727_00000382066_00451_31567_3309.N1	14-MAR-2008 09:17:27	Bright	37.500	82	48Bet UMa	2.3650	10600.	75	31567	No
130	GOM_NL__2PRFIN20080314_091856_00000382066_00451_31567_3310.N1	14-MAR-2008 09:18:56	Bright	37.500	36	50Alp UMa	1.8000	6300.0	75	31567	No
131	GOM_NL__2PRFIN20080314_092041_00000452066_00451_31567_3311.N1	14-MAR-2008 09:20:41	Bright	45.000	32	77Eps UMa	1.7630	11000.	90	31567	No
132	GOM_NL__2PRFIN20080314_092603_00000412066_00451_31567_3312.N1	14-MAR-2008 09:26:03	Bright	40.500	60	7Bet UMi	2.0810	3950.0	81	31567	No
133	GOM_NL__2PRFIN20080314_093908_00000342066_00451_31567_3313.N1	14-MAR-2008 09:39:08	Bright	34.000	19	50Alp Cyg	1.2460	10500.	68	31567	No
134	GOM_NL__2PRFIN20080314_094042_00000382066_00451_31567_3314.N1	14-MAR-2008 09:40:42	Bright	38.000	66	37Gam Cyg	2.2080	5900.0	76	31567	No
135	GOM_NL__2PRFIN20080314_094223_00000352066_00451_31567_3315.N1	14-MAR-2008 09:42:23	Bright	34.500	92	53Eps Cyg	2.5000	4500.0	69	31567	No
136	GOM_NL__2PRFIN20080314_095038_00000512066_00451_31567_3316.N1	14-MAR-2008 09:50:38	Tw_i_and_stray	51.000	11	53Alp Aql	0.76500	8000.0	102	31567	No
137	GOM_NL__2PRFIN20080314_100041_00000482066_00451_31567_3317.N1	14-MAR-2008 10:00:41	Dark	47.500	155	41Pi Sgr	2.9000	6600.0	95	31567	No
138	GOM_NL__2PRFIN20080314_100242_00000482066_00451_31567_3318.N1	14-MAR-2008 10:02:42	Dark	48.000	57	34Sig Sgr	2.0660	26000.	96	31567	No
139	GOM_NL__2PRFIN20080314_100608_00000482066_00451_31567_3319.N1	14-MAR-2008 10:06:08	Dark	48.000	38	20Eps Sgr	1.8360	11000.	96	31567	No
140	GOM_NL__2PRFIN20080314_100943_00000512066_00452_31568_3339.N1	14-MAR-2008 10:09:43	Dark	50.500	25	35Lam Sco	1.6200	28000.	101	31568	No
141	GOM_NL__2PRFIN20080314_101559_00000382066_00452_31568_3340.N1	14-MAR-2008 10:15:59	Dark	37.500	134	Bet TrA	2.8100	6600.0	75	31568	No
142	GOM_NL__2PRFIN20080314_101842_00000572066_00452_31568_3341.N1	14-MAR-2008 10:18:42	Dark	57.000	4	Alp1Cen	-0.010000	5800.0	114	31568	No
143	GOM_NL__2PRFIN20080314_101956_00000502066_00452_31568_3342.N1	14-MAR-2008 10:19:56	Dark	50.000	10	Bet Cen	0.61000	28000.	100	31568	No
144	GOM_NL__2PRFIN20080314_102311_00000442066_00452_31568_3343.N1	14-MAR-2008 10:23:11	Straylight	44.000	26	Gam Cru	1.6240	2900.0	88	31568	No
145	GOM_NL__2PRFIN20080314_102454_00000412066_00452_31568_3344.N1	14-MAR-2008 10:24:54	Straylight	40.500	64	Gam Cen	2.2000	10600.	81	31568	No
146	GOM_NL__2PRFIN20080314_102703_00000492066_00452_31568_3345.N1	14-MAR-2008 10:27:03	Straylight	49.000	123	lot Cen	2.7500	10200.	98	31568	No
147	GOM_NL__2PRFIN20080314_103257_00000522066_00452_31568_3346.N1	14-MAR-2008 10:32:57	Straylight	51.500	106	9Bet Crv	2.6480	5600.0	103	31568	No
148	GOM_NL__2PRFIN20080314_103520_00000512066_00452_31568_3347.N1	14-MAR-2008 10:35:20	Straylight	50.500	100	4Gam Crv	2.5800	13100.	101	31568	No
149	GOM_NL__2PRFIN20080314_104445_00000392066_00452_31568_3348.N1	14-MAR-2008 10:44:45	Bright	38.500	22	32Alp Leo	1.3600	15200.	77	31568	No
150	GOM_NL__2PRFIN20080314_104702_00000392066_00452_31568_3349.N1	14-MAR-2008 10:47:02	Bright	39.000	51	41Gam1Leo	2.0100	4500.0	78	31568	No
151	GOM_NL__2PRFIN20080314_105453_00000402066_00452_31568_3350.N1	14-MAR-2008 10:54:53	Bright	39.500	174	52Psi UMa	3.0040	4400.0	79	31568	No
152	GOM_NL__2PRFIN20080314_105803_00000382066_00452_31568_3351.N1	14-MAR-2008 10:58:03	Bright	38.000	82	48Bet UMa	2.3650	10600.	76	31568	No
153	GOM_NL__2PRFIN20080314_105932_00000402066_00452_31568_3352.N1	14-MAR-2008 10:59:32	Bright	39.500	36	50Alp UMa	1.8000	6300.0	79	31568	No
154	GOM_NL__2PRFIN20080314_110116_00000472066_00452_31568_3353.N1	14-MAR-2008 11:01:16	Bright	46.500	32	77Eps UMa	1.7630	11000.	93	31568	No
155	GOM_NL__2PRFIN20080314_110638_00000402066_00452_31568_3354.N1	14-MAR-2008 11:06:38	Bright	39.500	60	7Bet UMi	2.0810	3950.0	79	31568	No
156	GOM_NL__2PRFIN20080314_111944_00000362066_00452_31568_3355.N1	14-MAR-2008 11:19:44	Bright	36.000	19	50Alp Cyg	1.2460	10500.	72	31568	No
157	GOM_NL__2PRFIN20080314_112118_00000382066_00452_31568_3356.N1	14-MAR-2008 11:21:18	Bright	37.500	66	37Gam Cyg	2.2080	5900.0	75	31568	No
158	GOM_NL__2PRFIN20080314_112259_00000362066_00452_31568_3357.N1	14-MAR-2008 11:22:59	Bright	36.000	92	53Eps Cyg	2.5000	4500.0	72	31568	No
159	GOM_NL__2PRFIN20080314_113114_00000542066_00452_31568_3358.N1	14-MAR-2008 11:31:14	Tw_i_and_stray	54.000	11	53Alp Aql	0.76500	8000.0	108	31568	No
160	GOM_NL__2PRFIN20080314_114118_00000452066_00452_31568_3359.N1	14-MAR-2008 11:41:18	Dark	45.000	155	41Pi Sgr	2.9000	6600.0	90	31568	No

161	GOM_NL__2PRFIN20080314_114319_000000472066_00452_31568_3360.N1	14-MAR-2008 11:43:19	Dark	46.500	57	34Sig Sgr	2.0660	26000.	93	31568	No
162	GOM_NL__2PRFIN20080314_114645_000000532066_00452_31568_3361.N1	14-MAR-2008 11:46:45	Dark	53.000	38	20Eps Sgr	1.8360	11000.	106	31568	No
163	GOM_NL__2PRFIN20080314_115020_000000552066_00453_31569_3450.N1	14-MAR-2008 11:50:20	Dark	55.000	25	35Lam Sco	1.6200	28000.	110	31569	No
164	GOM_NL__2PRFIN20080314_115635_000000382066_00453_31569_3451.N1	14-MAR-2008 11:56:35	Dark	38.000	134	Bet TrA	2.8100	6600.0	76	31569	No
165	GOM_NL__2PRFIN20080314_115919_000000422066_00453_31569_3452.N1	14-MAR-2008 11:59:19	Dark	42.000	4	Alp1Cen	-0.010000	5800.0	84	31569	No
166	GOM_NL__2PRFIN20080314_120033_000000422066_00453_31569_3453.N1	14-MAR-2008 12:00:33	Dark	42.000	10	Bet Cen	0.61000	28000.	84	31569	No
167	GOM_NL__2PRFIN20080314_120347_000000472066_00453_31569_3454.N1	14-MAR-2008 12:03:47	Straylight	46.500	26	Gam Cru	1.6240	2900.0	93	31569	No
168	GOM_NL__2PRFIN20080314_120530_000000432066_00453_31569_3455.N1	14-MAR-2008 12:05:30	Straylight	43.000	64	Gam Cen	2.2000	10600.	86	31569	No
169	GOM_NL__2PRFIN20080314_120739_000000512066_00453_31569_3456.N1	14-MAR-2008 12:07:39	Straylight	51.000	123	lot Cen	2.7500	10200.	102	31569	No
170	GOM_NL__2PRFIN20080314_121334_000000532066_00453_31569_3457.N1	14-MAR-2008 12:13:34	Straylight	52.500	106	9Bet Crv	2.6480	5600.0	105	31569	No
171	GOM_NL__2PRFIN20080314_121556_000000512066_00453_31569_3458.N1	14-MAR-2008 12:15:56	Straylight	50.500	100	4Gam Crv	2.5800	13100.	101	31569	No
172	GOM_NL__2PRFIN20080314_122521_000000372066_00453_31569_3459.N1	14-MAR-2008 12:25:21	Bright	37.000	22	32Alp Leo	1.3600	15200.	74	31569	No
173	GOM_NL__2PRFIN20080314_122737_000000382066_00453_31569_3460.N1	14-MAR-2008 12:27:37	Bright	38.000	51	41Gam1Leo	2.0100	4500.0	76	31569	No
174	GOM_NL__2PRFIN20080314_123529_000000402066_00453_31569_3461.N1	14-MAR-2008 12:35:29	Bright	40.000	174	52Psi UMa	3.0040	4400.0	80	31569	No
175	GOM_NL__2PRFIN20080314_123838_000000362066_00453_31569_3462.N1	14-MAR-2008 12:38:38	Bright	36.000	82	48Bet UMa	2.3650	10600.	72	31569	No
176	GOM_NL__2PRFIN20080314_124007_000000392066_00453_31569_3463.N1	14-MAR-2008 12:40:07	Bright	39.000	36	50Alp UMa	1.8000	6300.0	78	31569	No
177	GOM_NL__2PRFIN20080314_124151_000000462066_00453_31569_3464.N1	14-MAR-2008 12:41:51	Bright	46.000	32	77Eps UMa	1.7630	11000.	92	31569	No
178	GOM_NL__2PRFIN20080314_124714_000000382066_00453_31569_3465.N1	14-MAR-2008 12:47:14	Bright	37.500	60	7Bet UMi	2.0810	3950.0	75	31569	No
179	GOM_NL__2PRFIN20080314_130020_000000372066_00453_31569_3466.N1	14-MAR-2008 13:00:20	Bright	37.000	19	50Alp Cyg	1.2460	10500.	74	31569	No
180	GOM_NL__2PRFIN20080314_130154_000000362066_00453_31569_3467.N1	14-MAR-2008 13:01:54	Bright	35.500	66	37Gam Cyg	2.2080	5900.0	71	31569	No
181	GOM_NL__2PRFIN20080314_130335_000000352066_00453_31569_3468.N1	14-MAR-2008 13:03:35	Bright	34.500	92	53Eps Cyg	2.5000	4500.0	69	31569	No
182	GOM_NL__2PRFIN20080314_131151_000000512066_00453_31569_3469.N1	14-MAR-2008 13:11:51	Tw_i_and_stray	50.500	11	53Alp Aql	0.76500	8000.0	101	31569	No
183	GOM_NL__2PRFIN20080314_132154_000000452066_00453_31569_3470.N1	14-MAR-2008 13:21:54	Dark	45.000	155	41Pi Sgr	2.9000	6600.0	90	31569	No
184	GOM_NL__2PRFIN20080314_132356_000000452066_00453_31569_3471.N1	14-MAR-2008 13:23:56	Dark	44.500	57	34Sig Sgr	2.0660	26000.	89	31569	No
185	GOM_NL__2PRFIN20080314_132722_000000472066_00453_31569_3472.N1	14-MAR-2008 13:27:22	Dark	47.000	38	20Eps Sgr	1.8360	11000.	94	31569	No
186	GOM_NL__2PRFIN20080314_133057_000000502066_00454_31570_3472.N1	14-MAR-2008 13:30:57	Dark	49.500	25	35Lam Sco	1.6200	28000.	99	31570	No
187	GOM_NL__2PRFIN20080314_133712_000000392066_00454_31570_3473.N1	14-MAR-2008 13:37:12	Dark	38.500	134	Bet TrA	2.8100	6600.0	77	31570	No
188	GOM_NL__2PRFIN20080314_133955_000000452066_00454_31570_3474.N1	14-MAR-2008 13:39:55	Dark	45.000	4	Alp1Cen	-0.010000	5800.0	90	31570	No
189	GOM_NL__2PRFIN20080314_134109_000000432066_00454_31570_3475.N1	14-MAR-2008 13:41:09	Dark	42.500	10	Bet Cen	0.61000	28000.	85	31570	No
190	GOM_NL__2PRFIN20080314_134424_000000472066_00454_31570_3476.N1	14-MAR-2008 13:44:24	Straylight	46.500	26	Gam Cru	1.6240	2900.0	93	31570	No
191	GOM_NL__2PRFIN20080314_134607_000000392066_00454_31570_3477.N1	14-MAR-2008 13:46:07	Straylight	39.000	64	Gam Cen	2.2000	10600.	78	31570	No
192	GOM_NL__2PRFIN20080314_134816_000000512066_00454_31570_3478.N1	14-MAR-2008 13:48:16	Straylight	50.500	123	lot Cen	2.7500	10200.	101	31570	No
193	GOM_NL__2PRFIN20080314_135410_000000492066_00454_31570_3479.N1	14-MAR-2008 13:54:10	Straylight	49.000	106	9Bet Crv	2.6480	5600.0	98	31570	No
194	GOM_NL__2PRFIN20080314_135632_000000482066_00454_31570_3480.N1	14-MAR-2008 13:56:32	Straylight	48.000	100	4Gam Crv	2.5800	13100.	96	31570	No
195	GOM_NL__2PRFIN20080314_140557_000000382066_00454_31570_3481.N1	14-MAR-2008 14:05:57	Bright	37.500	22	32Alp Leo	1.3600	15200.	75	31570	No
196	GOM_NL__2PRFIN20080314_140813_000000382066_00454_31570_3482.N1	14-MAR-2008 14:08:13	Bright	37.500	51	41Gam1Leo	2.0100	4500.0	75	31570	No
197	GOM_NL__2PRFIN20080314_141604_000000392066_00454_31570_3483.N1	14-MAR-2008 14:16:04	Bright	39.000	174	52Psi UMa	3.0040	4400.0	78	31570	No
198	GOM_NL__2PRFIN20080314_141914_000000382066_00454_31570_3484.N1	14-MAR-2008 14:19:14	Bright	38.000	82	48Bet UMa	2.3650	10600.	76	31570	No
199	GOM_NL__2PRFIN20080314_142043_000000392066_00454_31570_3485.N1	14-MAR-2008 14:20:43	Bright	39.000	36	50Alp UMa	1.8000	6300.0	78	31570	No
200	GOM_NL__2PRFIN20080314_142226_000000462066_00454_31570_3486.N1	14-MAR-2008 14:22:26	Bright	46.000	32	77Eps UMa	1.7630	11000.	92	31570	No
201	GOM_NL__2PRFIN20080314_142749_000000402066_00454_31570_3487.N1	14-MAR-2008 14:27:49	Bright	39.500	60	7Bet UMi	2.0810	3950.0	79	31570	No
202	GOM_NL__2PRFIN20080314_144055_000000372066_00454_31570_3488.N1	14-MAR-2008 14:40:55	Bright	36.500	19	50Alp Cyg	1.2460	10500.	73	31570	No
203	GOM_NL__2PRFIN20080314_144230_000000382066_00454_31570_3489.N1	14-MAR-2008 14:42:30	Bright	37.500	66	37Gam Cyg	2.2080	5900.0	75	31570	No
204	GOM_NL__2PRFIN20080314_144411_000000362066_00454_31570_3490.N1	14-MAR-2008 14:44:11	Bright	36.000	92	53Eps Cyg	2.5000	4500.0	72	31570	No
205	GOM_NL__2PRFIN20080314_145227_000000542066_00454_31570_3491.N1	14-MAR-2008 14:52:27	Tw_i_and_stray	53.500	11	53Alp Aql	0.76500	8000.0	107	31570	No
206	GOM_NL__2PRFIN20080314_150231_000000432066_00454_31570_3492.N1	14-MAR-2008 15:02:31	Dark	42.500	155	41Pi Sgr	2.9000	6600.0	85	31570	No
207	GOM_NL__2PRFIN20080314_150432_000000482066_00454_31570_3493.N1	14-MAR-2008 15:04:32	Dark	47.500	57	34Sig Sgr	2.0660	26000.	95	31570	No
208	GOM_NL__2PRFIN20080314_150759_000000532066_00454_31570_3494.N1	14-MAR-2008 15:07:59	Dark	53.000	38	20Eps Sgr	1.8360	11000.	106	31570	No
209	GOM_NL__2PRFIN20080314_151134_000000522066_00455_31571_3480.N1	14-MAR-2008 15:11:34	Dark	52.000	25	35Lam Sco	1.6200	28000.	104	31571	No
210	GOM_NL__2PRFIN20080314_151748_000000392066_00455_31571_3481.N1	14-MAR-2008 15:17:48	Dark	38.500	134	Bet TrA	2.8100	6600.0	77	31571	No
211	GOM_NL__2PRFIN20080314_152032_000000562066_00455_31571_3482.N1	14-MAR-2008 15:20:32	Dark	56.000	4	Alp1Cen	-0.010000	5800.0	112	31571	No
212	GOM_NL__2PRFIN20080314_152145_000000402066_00455_31571_3483.N1	14-MAR-2008 15:21:45	Dark	40.000	10	Bet Cen	0.61000	28000.	80	31571	No
213	GOM_NL__2PRFIN20080314_152500_000000452066_00455_31571_3484.N1	14-MAR-2008 15:25:00	Straylight	44.500	26	Gam Cru	1.6240	2900.0	89	31571	No
214	GOM_NL__2PRFIN20080314_152643_000000442066_00455_31571_3485.N1	14-MAR-2008 15:26:43	Straylight	43.500	64	Gam Cen	2.2000	10600.	87	31571	No
215	GOM_NL__2PRFIN20080314_152852_000000492066_00455_31571_3486.N1	14-MAR-2008 15:28:52	Straylight	48.500	123	lot Cen	2.7500	10200.	97	31571	No
216	GOM_NL__2PRFIN20080314_153446_000000572066_00455_31571_3487.N1	14-MAR-2008 15:34:46	Straylight	57.000	106	9Bet Crv	2.6480	5600.0	114	31571	No
217	GOM_NL__2PRFIN20080314_153708_000000472066_00455_31571_3488.N1	14-MAR-2008 15:37:08	Straylight	46.500	100	4Gam Crv	2.5800	13100.	93	31571	No
218	GOM_NL__2PRFIN20080314_154633_000000382066_00455_31571_3489.N1	14-MAR-2008 15:46:33	Bright	38.000	22	32Alp Leo	1.3600	15200.	76	31571	No
219	GOM_NL__2PRFIN20080314_154849_000000462066_00455_31571_3490.N1	14-MAR-2008 15:48:49	Bright	45.500	51	41Gam1Leo	2.0100	4500.0	91	31571	No

220	GOM_NL__2PRFIN20080314_155640_000000392066_00455_31571_3491.N1	14-MAR-2008 15:56:40	Bright	38.500	174	52Psi UMa	3.0040	4400.0	77	31571	No
221	GOM_NL__2PRFIN20080314_155950_000000382066_00455_31571_3492.N1	14-MAR-2008 15:59:50	Bright	37.500	82	48Bet UMa	2.3650	10600.	75	31571	No
222	GOM_NL__2PRFIN20080314_160119_000000402066_00455_31571_3493.N1	14-MAR-2008 16:01:19	Bright	39.500	36	50Alp UMa	1.8000	6300.0	79	31571	No
223	GOM_NL__2PRFIN20080314_160302_000000472066_00455_31571_3494.N1	14-MAR-2008 16:03:02	Bright	46.500	32	77Eps UMa	1.7630	11000.	93	31571	No
224	GOM_NL__2PRFIN20080314_160825_000000522066_00455_31571_3495.N1	14-MAR-2008 16:08:25	Bright	52.000	60	7Bet UMi	2.0810	3950.0	104	31571	No
225	GOM_NL__2PRFIN20080314_162131_000000352066_00455_31571_3496.N1	14-MAR-2008 16:21:31	Bright	35.000	19	50Alp Cyg	1.2460	10500.	70	31571	No
226	GOM_NL__2PRFIN20080314_162306_000000362066_00455_31571_3497.N1	14-MAR-2008 16:23:06	Bright	36.000	66	37Gam Cyg	2.2080	5900.0	72	31571	No
227	GOM_NL__2PRFIN20080314_162447_000000372066_00455_31571_3498.N1	14-MAR-2008 16:24:47	Bright	36.500	92	53Eps Cyg	2.5000	4500.0	73	31571	No
228	GOM_NL__2PRFIN20080314_163303_000000532066_00455_31571_3499.N1	14-MAR-2008 16:33:03	Twilight	53.000	11	53Alp Aql	0.76500	8000.0	106	31571	No
229	GOM_NL__2PRFIN20080314_164308_000000442066_00455_31571_3500.N1	14-MAR-2008 16:43:08	Dark	43.500	155	41Pi Sgr	2.9000	6600.0	87	31571	No
230	GOM_NL__2PRFIN20080314_164509_000000452066_00455_31571_3501.N1	14-MAR-2008 16:45:09	Dark	44.500	57	34Sig Sgr	2.0660	26000.	89	31571	No
231	GOM_NL__2PRFIN20080314_164836_000000452066_00455_31571_3502.N1	14-MAR-2008 16:48:36	Dark	45.000	38	20Eps Sgr	1.8360	11000.	90	31571	No
232	GOM_NL__2PRFIN20080314_165211_000000522066_00456_31572_3500.N1	14-MAR-2008 16:52:11	Dark	51.500	25	35Lam Sco	1.6200	28000.	103	31572	No
233	GOM_NL__2PRFIN20080314_165825_000000402066_00456_31572_3501.N1	14-MAR-2008 16:58:25	Dark	39.500	134	Bet TrA	2.8100	6600.0	79	31572	No
234	GOM_NL__2PRFIN20080314_170108_000000462066_00456_31572_3502.N1	14-MAR-2008 17:01:08	Dark	46.000	4	Alp1Cen	-0.010000	5800.0	92	31572	No
235	GOM_NL__2PRFIN20080314_170222_000000412066_00456_31572_3503.N1	14-MAR-2008 17:02:22	Dark	41.000	10	Bet Cen	0.61000	28000.	82	31572	No
236	GOM_NL__2PRFIN20080314_170537_000000512066_00456_31572_3504.N1	14-MAR-2008 17:05:37	Straylight	51.000	26	Gam Cru	1.6240	2900.0	102	31572	No
237	GOM_NL__2PRFIN20080314_170719_000000412066_00456_31572_3505.N1	14-MAR-2008 17:07:19	Straylight	41.000	64	Gam Cen	2.2000	10600.	82	31572	No
238	GOM_NL__2PRFIN20080314_170929_000000522066_00456_31572_3506.N1	14-MAR-2008 17:09:29	Straylight	51.500	123	lot Cen	2.7500	10200.	103	31572	No
239	GOM_NL__2PRFIN20080314_171522_000000582066_00456_31572_3507.N1	14-MAR-2008 17:15:22	Straylight	57.500	106	9Bet Crv	2.6480	5600.0	115	31572	No
240	GOM_NL__2PRFIN20080314_171744_000000502066_00456_31572_3508.N1	14-MAR-2008 17:17:44	Straylight	50.000	100	4Gam Crv	2.5800	13100.	100	31572	No
241	GOM_NL__2PRFIN20080314_172709_000000382066_00456_31572_3509.N1	14-MAR-2008 17:27:09	Bright	38.000	22	32Alp Leo	1.3600	15200.	76	31572	No
242	GOM_NL__2PRFIN20080314_172925_000000382066_00456_31572_3510.N1	14-MAR-2008 17:29:25	Bright	38.000	51	41Gam1Leo	2.0100	4500.0	76	31572	No
243	GOM_NL__2PRFIN20080314_173716_000000402066_00456_31572_3511.N1	14-MAR-2008 17:37:16	Bright	40.000	174	52Psi UMa	3.0040	4400.0	80	31572	No
244	GOM_NL__2PRFIN20080314_174025_000000372066_00456_31572_3512.N1	14-MAR-2008 17:40:25	Bright	37.000	82	48Bet UMa	2.3650	10600.	74	31572	No
245	GOM_NL__2PRFIN20080314_174154_000000392066_00456_31572_3513.N1	14-MAR-2008 17:41:54	Bright	39.000	36	50Alp UMa	1.8000	6300.0	78	31572	No
246	GOM_NL__2PRFIN20080314_174337_000000462066_00456_31572_3514.N1	14-MAR-2008 17:43:37	Bright	45.500	32	77Eps UMa	1.7630	11000.	91	31572	No
247	GOM_NL__2PRFIN20080314_174901_000000412066_00456_31572_3515.N1	14-MAR-2008 17:49:01	Bright	41.000	60	7Bet UMi	2.0810	3950.0	82	31572	No
248	GOM_NL__2PRFIN20080314_180208_000000382066_00456_31572_3516.N1	14-MAR-2008 18:02:08	Bright	37.500	19	50Alp Cyg	1.2460	10500.	75	31572	No
249	GOM_NL__2PRFIN20080314_180342_000000362066_00456_31572_3517.N1	14-MAR-2008 18:03:42	Bright	36.000	66	37Gam Cyg	2.2080	5900.0	72	31572	No
250	GOM_NL__2PRFIN20080314_180524_000000352066_00456_31572_3518.N1	14-MAR-2008 18:05:24	Bright	35.000	92	53Eps Cyg	2.5000	4500.0	70	31572	No
251	GOM_NL__2PRFIN20080314_181340_000000502066_00456_31572_3519.N1	14-MAR-2008 18:13:40	Twilight	49.500	11	53Alp Aql	0.76500	8000.0	99	31572	No
252	GOM_NL__2PRFIN20080314_182345_000000462066_00456_31572_3520.N1	14-MAR-2008 18:23:45	Dark	46.000	155	41Pi Sgr	2.9000	6600.0	92	31572	No
253	GOM_NL__2PRFIN20080314_182546_000000432066_00456_31572_3521.N1	14-MAR-2008 18:25:46	Dark	43.000	57	34Sig Sgr	2.0660	26000.	86	31572	No
254	GOM_NL__2PRFIN20080314_182913_000000492066_00456_31572_3522.N1	14-MAR-2008 18:29:13	Dark	48.500	38	20Eps Sgr	1.8360	11000.	97	31572	No
255	GOM_NL__2PRFIN20080314_183248_000000532066_00457_31573_3509.N1	14-MAR-2008 18:32:48	Dark	52.500	25	35Lam Sco	1.6200	28000.	105	31573	No
256	GOM_NL__2PRFIN20080314_183901_000000372066_00457_31573_3510.N1	14-MAR-2008 18:39:01	Dark	37.000	134	Bet TrA	2.8100	6600.0	74	31573	No
257	GOM_NL__2PRFIN20080314_184145_000000452066_00457_31573_3511.N1	14-MAR-2008 18:41:45	Dark	45.000	4	Alp1Cen	-0.010000	5800.0	90	31573	No
258	GOM_NL__2PRFIN20080314_184259_000000402066_00457_31573_3512.N1	14-MAR-2008 18:42:59	Dark	40.000	10	Bet Cen	0.61000	28000.	80	31573	No
259	GOM_NL__2PRFIN20080314_184613_000000512066_00457_31573_3513.N1	14-MAR-2008 18:46:13	Straylight	51.000	26	Gam Cru	1.6240	2900.0	102	31573	No
260	GOM_NL__2PRFIN20080314_184756_000000432066_00457_31573_3514.N1	14-MAR-2008 18:47:56	Straylight	42.500	64	Gam Cen	2.2000	10600.	85	31573	No
261	GOM_NL__2PRFIN20080314_185005_000000512066_00457_31573_3515.N1	14-MAR-2008 18:50:05	Straylight	50.500	123	lot Cen	2.7500	10200.	101	31573	No
262	GOM_NL__2PRFIN20080314_185559_000000572066_00457_31573_3516.N1	14-MAR-2008 18:55:59	Straylight	56.500	106	9Bet Crv	2.6480	5600.0	113	31573	No
263	GOM_NL__2PRFIN20080314_185820_000000522066_00457_31573_3517.N1	14-MAR-2008 18:58:20	Straylight	51.500	100	4Gam Crv	2.5800	13100.	103	31573	No
264	GOM_NL__2PRFIN20080314_190745_000000382066_00457_31573_3518.N1	14-MAR-2008 19:07:45	Bright	38.000	22	32Alp Leo	1.3600	15200.	76	31573	No
265	GOM_NL__2PRFIN20080314_191001_000000382066_00457_31573_3519.N1	14-MAR-2008 19:10:01	Bright	37.500	51	41Gam1Leo	2.0100	4500.0	75	31573	No
266	GOM_NL__2PRFIN20080314_191751_000000382066_00457_31573_3520.N1	14-MAR-2008 19:17:51	Bright	38.000	174	52Psi UMa	3.0040	4400.0	76	31573	No
267	GOM_NL__2PRFIN20080314_192101_000000382066_00457_31573_3521.N1	14-MAR-2008 19:21:01	Bright	38.000	82	48Bet UMa	2.3650	10600.	76	31573	No
268	GOM_NL__2PRFIN20080314_192230_000000402066_00457_31573_3522.N1	14-MAR-2008 19:22:30	Bright	40.000	36	50Alp UMa	1.8000	6300.0	80	31573	No
269	GOM_NL__2PRFIN20080314_192412_000000462066_00457_31573_3523.N1	14-MAR-2008 19:24:12	Bright	46.000	32	77Eps UMa	1.7630	11000.	92	31573	No
270	GOM_NL__2PRFIN20080314_192936_000000402066_00457_31573_3524.N1	14-MAR-2008 19:29:36	Bright	40.000	60	7Bet UMi	2.0810	3950.0	80	31573	No
271	GOM_NL__2PRFIN20080314_194244_000000362066_00457_31573_3525.N1	14-MAR-2008 19:42:44	Bright	35.500	19	50Alp Cyg	1.2460	10500.	71	31573	No
272	GOM_NL__2PRFIN20080314_194418_000000372066_00457_31573_3526.N1	14-MAR-2008 19:44:18	Bright	36.500	66	37Gam Cyg	2.2080	5900.0	73	31573	No
273	GOM_NL__2PRFIN20080314_194600_000000342066_00457_31573_3527.N1	14-MAR-2008 19:46:00	Bright	34.000	92	53Eps Cyg	2.5000	4500.0	68	31573	No
274	GOM_NL__2PRFIN20080314_195416_000000502066_00457_31573_3528.N1	14-MAR-2008 19:54:16	Twilight	50.000	11	53Alp Aql	0.76500	8000.0	100	31573	No
275	GOM_NL__2PRFIN20080314_200422_000000472066_00457_31573_3529.N1	14-MAR-2008 20:04:22	Dark	46.500	155	41Pi Sgr	2.9000	6600.0	93	31573	No
276	GOM_NL__2PRFIN20080314_200623_000000502066_00457_31573_3530.N1	14-MAR-2008 20:06:23	Dark	50.000	57	34Sig Sgr	2.0660	26000.	100	31573	No
277	GOM_NL__2PRFIN20080314_200949_000000482066_00457_31573_3531.N1	14-MAR-2008 20:09:49	Dark	47.500	38	20Eps Sgr	1.8360	11000.	95	31573	No
278	GOM_NL__2PRFIN20080314_201325_000000512066_00458_31574_3523.N1	14-MAR-2008 20:13:25	Dark	51.000	25	35Lam Sco	1.6200	28000.	102	31574	No

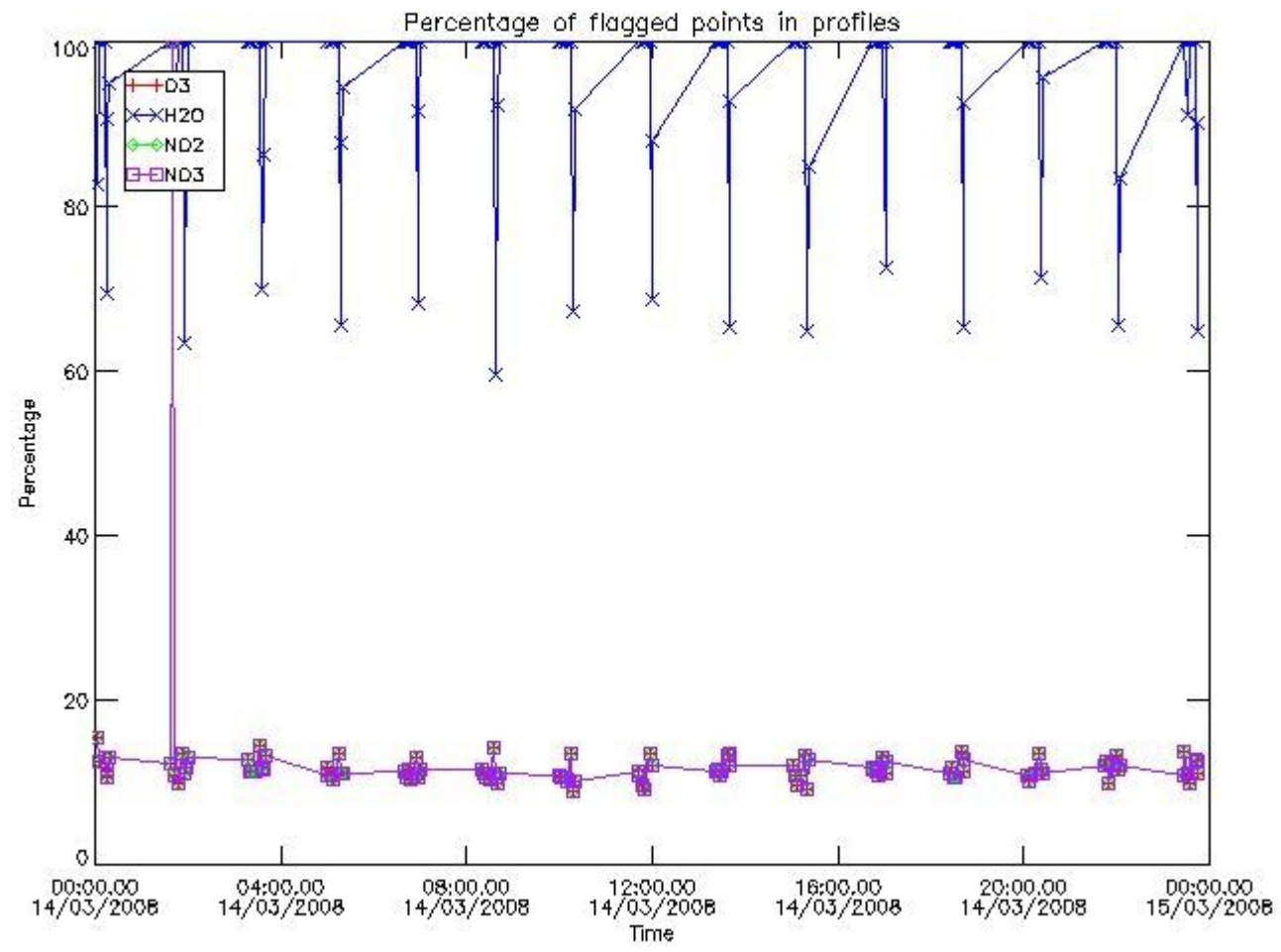
279	GOM_NL__2PRFIN20080314_201938_000000382066_00458_31574_3524.N1	14-MAR-2008 20:19:38	Dark	38.000	134	Bet TrA	2.8100	6600.0	76	31574	No
280	GOM_NL__2PRFIN20080314_202221_000000442066_00458_31574_3525.N1	14-MAR-2008 20:22:21	Dark	44.000	4	Alp1Cen	-0.010000	5800.0	88	31574	No
281	GOM_NL__2PRFIN20080314_202335_000000462066_00458_31574_3526.N1	14-MAR-2008 20:23:35	Dark	45.500	10	Bet Cen	0.61000	28000.	91	31574	No
282	GOM_NL__2PRFIN20080314_202649_000000552066_00458_31574_3527.N1	14-MAR-2008 20:26:49	Straylight	55.000	26	Gam Cru	1.6240	2900.0	110	31574	No
283	GOM_NL__2PRFIN20080314_202832_000000452066_00458_31574_3528.N1	14-MAR-2008 20:28:32	Straylight	44.500	64	Gam Cen	2.2000	10600.	89	31574	No
284	GOM_NL__2PRFIN20080314_203042_000000492066_00458_31574_3529.N1	14-MAR-2008 20:30:42	Straylight	49.000	123	lot Cen	2.7500	10200.	98	31574	No
285	GOM_NL__2PRFIN20080314_203635_000000552066_00458_31574_3530.N1	14-MAR-2008 20:36:35	Straylight	54.500	106	9Bet Crv	2.6480	5600.0	109	31574	No
286	GOM_NL__2PRFIN20080314_203856_000000482066_00458_31574_3531.N1	14-MAR-2008 20:38:56	Straylight	47.500	100	4Gam Crv	2.5800	13100.	95	31574	No
287	GOM_NL__2PRFIN20080314_204821_000000392066_00458_31574_3532.N1	14-MAR-2008 20:48:21	Bright	38.500	22	32Alp Leo	1.3600	15200.	77	31574	No
288	GOM_NL__2PRFIN20080314_205037_000000382066_00458_31574_3533.N1	14-MAR-2008 20:50:37	Bright	38.000	51	41Gam1Leo	2.0100	4500.0	76	31574	No
289	GOM_NL__2PRFIN20080314_205827_000000402066_00458_31574_3534.N1	14-MAR-2008 20:58:27	Bright	40.000	174	52Psi UMa	3.0040	4400.0	80	31574	No
290	GOM_NL__2PRFIN20080314_210137_000000372066_00458_31574_3535.N1	14-MAR-2008 21:01:37	Bright	36.500	82	48Bet UMa	2.3650	10600.	73	31574	No
291	GOM_NL__2PRFIN20080314_210306_000000402066_00458_31574_3536.N1	14-MAR-2008 21:03:06	Bright	39.500	36	50Alp UMa	1.8000	6300.0	79	31574	No
292	GOM_NL__2PRFIN20080314_210447_000000452066_00458_31574_3537.N1	14-MAR-2008 21:04:47	Bright	45.000	32	77Eps UMa	1.7630	11000.	90	31574	No
293	GOM_NL__2PRFIN20080314_211012_000000422066_00458_31574_3538.N1	14-MAR-2008 21:10:12	Bright	41.500	60	7Bet UMi	2.0810	3950.0	83	31574	No
294	GOM_NL__2PRFIN20080314_212320_000000352066_00458_31574_3539.N1	14-MAR-2008 21:23:20	Bright	34.500	19	50Alp Cyg	1.2460	10500.	69	31574	No
295	GOM_NL__2PRFIN20080314_212454_000000392066_00458_31574_3540.N1	14-MAR-2008 21:24:54	Bright	38.500	66	37Gam Cyg	2.2080	5900.0	77	31574	No
296	GOM_NL__2PRFIN20080314_212636_000000362066_00458_31574_3541.N1	14-MAR-2008 21:26:36	Bright	36.000	92	53Eps Cyg	2.5000	4500.0	72	31574	No
297	GOM_NL__2PRFIN20080314_213452_000000502066_00458_31574_3542.N1	14-MAR-2008 21:34:52	Tw_i_and_stray	49.500	11	53Alp Aql	0.76500	8000.0	99	31574	No
298	GOM_NL__2PRFIN20080314_214458_000000432066_00458_31574_3543.N1	14-MAR-2008 21:44:58	Dark	42.500	155	41Pi Sgr	2.9000	6600.0	85	31574	No
299	GOM_NL__2PRFIN20080314_214659_000000452066_00458_31574_3544.N1	14-MAR-2008 21:46:59	Dark	44.500	57	34Sig Sgr	2.0660	26000.	89	31574	No
300	GOM_NL__2PRFIN20080314_215026_000000522066_00458_31574_3545.N1	14-MAR-2008 21:50:26	Dark	51.500	38	20Eps Sgr	1.8360	11000.	103	31574	No
301	GOM_NL__2PRFIN20080314_215402_000000502066_00459_31575_3535.N1	14-MAR-2008 21:54:02	Dark	49.500	25	35Lam Sco	1.6200	28000.	99	31575	No
302	GOM_NL__2PRFIN20080314_220014_000000392066_00459_31575_3536.N1	14-MAR-2008 22:00:14	Dark	38.500	134	Bet TrA	2.8100	6600.0	77	31575	No
303	GOM_NL__2PRFIN20080314_220258_000000442066_00459_31575_3537.N1	14-MAR-2008 22:02:58	Dark	44.000	4	Alp1Cen	-0.010000	5800.0	88	31575	No
304	GOM_NL__2PRFIN20080314_220411_000000432066_00459_31575_3538.N1	14-MAR-2008 22:04:11	Dark	42.500	10	Bet Cen	0.61000	28000.	85	31575	No
305	GOM_NL__2PRFIN20080314_220725_000000522066_00459_31575_3539.N1	14-MAR-2008 22:07:25	Straylight	52.000	26	Gam Cru	1.6240	2900.0	104	31575	No
306	GOM_NL__2PRFIN20080314_220909_000000462066_00459_31575_3540.N1	14-MAR-2008 22:09:09	Straylight	46.000	64	Gam Cen	2.2000	10600.	92	31575	No
307	GOM_NL__2PRFIN20080314_221119_000000482066_00459_31575_3541.N1	14-MAR-2008 22:11:19	Straylight	48.000	123	lot Cen	2.7500	10200.	96	31575	No
308	GOM_NL__2PRFIN20080314_221711_000000552066_00459_31575_3542.N1	14-MAR-2008 22:17:11	Straylight	55.000	106	9Bet Crv	2.6480	5600.0	110	31575	No
309	GOM_NL__2PRFIN20080314_221932_000000522066_00459_31575_3543.N1	14-MAR-2008 22:19:32	Tw_i_and_stray	51.500	100	4Gam Crv	2.5800	13100.	103	31575	No
310	GOM_NL__2PRFIN20080314_222857_000000392066_00459_31575_3544.N1	14-MAR-2008 22:28:57	Bright	38.500	22	32Alp Leo	1.3600	15200.	77	31575	No
311	GOM_NL__2PRFIN20080314_223113_000000382066_00459_31575_3545.N1	14-MAR-2008 22:31:13	Bright	38.000	51	41Gam1Leo	2.0100	4500.0	76	31575	No
312	GOM_NL__2PRFIN20080314_223902_000000402066_00459_31575_3546.N1	14-MAR-2008 22:39:02	Bright	40.000	174	52Psi UMa	3.0040	4400.0	80	31575	No
313	GOM_NL__2PRFIN20080314_224212_000000382066_00459_31575_3547.N1	14-MAR-2008 22:42:12	Bright	38.000	82	48Bet UMa	2.3650	10600.	76	31575	No
314	GOM_NL__2PRFIN20080314_224341_000000392066_00459_31575_3548.N1	14-MAR-2008 22:43:41	Bright	38.500	36	50Alp UMa	1.8000	6300.0	77	31575	No
315	GOM_NL__2PRFIN20080314_224523_000000442066_00459_31575_3549.N1	14-MAR-2008 22:45:23	Bright	44.000	32	77Eps UMa	1.7630	11000.	88	31575	No
316	GOM_NL__2PRFIN20080314_225047_000000422066_00459_31575_3550.N1	14-MAR-2008 22:50:47	Bright	42.000	60	7Bet UMi	2.0810	3950.0	84	31575	No
317	GOM_NL__2PRFIN20080314_230355_000000382066_00459_31575_3551.N1	14-MAR-2008 23:03:55	Bright	38.000	19	50Alp Cyg	1.2460	10500.	76	31575	No
318	GOM_NL__2PRFIN20080314_230530_000000382066_00459_31575_3552.N1	14-MAR-2008 23:05:30	Bright	38.000	66	37Gam Cyg	2.2080	5900.0	76	31575	No
319	GOM_NL__2PRFIN20080314_230712_000000372066_00459_31575_3553.N1	14-MAR-2008 23:07:12	Bright	37.000	92	53Eps Cyg	2.5000	4500.0	74	31575	No
320	GOM_NL__2PRFIN20080314_231529_000000552066_00459_31575_3554.N1	14-MAR-2008 23:15:29	Tw_i_and_stray	55.000	11	53Alp Aql	0.76500	8000.0	110	31575	No
321	GOM_NL__2PRFIN20080314_232535_000000482066_00459_31575_3555.N1	14-MAR-2008 23:25:35	Dark	47.500	155	41Pi Sgr	2.9000	6600.0	95	31575	No
322	GOM_NL__2PRFIN20080314_232736_000000482066_00459_31575_3556.N1	14-MAR-2008 23:27:36	Dark	48.000	57	34Sig Sgr	2.0660	26000.	96	31575	No
323	GOM_NL__2PRFIN20080314_233103_000000462066_00459_31575_3557.N1	14-MAR-2008 23:31:03	Dark	45.500	38	20Eps Sgr	1.8360	11000.	91	31575	No
324	GOM_NL__2PRFIN20080314_233439_000000522066_00460_31576_3543.N1	14-MAR-2008 23:34:39	Dark	51.500	25	35Lam Sco	1.6200	28000.	103	31576	No
325	GOM_NL__2PRFIN20080314_234050_000000402066_00460_31576_3544.N1	14-MAR-2008 23:40:50	Dark	40.000	134	Bet TrA	2.8100	6600.0	80	31576	No
326	GOM_NL__2PRFIN20080314_234334_000000462066_00460_31576_3545.N1	14-MAR-2008 23:43:34	Dark	46.000	4	Alp1Cen	-0.010000	5800.0	92	31576	No
327	GOM_NL__2PRFIN20080314_234448_000000412066_00460_31576_3546.N1	14-MAR-2008 23:44:48	Dark	40.500	10	Bet Cen	0.61000	28000.	81	31576	No
328	GOM_NL__2PRFIN20080314_234802_000000402066_00460_31576_3547.N1	14-MAR-2008 23:48:02	Straylight	39.500	26	Gam Cru	1.6240	2900.0	79	31576	No
329	GOM_NL__2PRFIN20080314_234945_000000452066_00460_31576_3548.N1	14-MAR-2008 23:49:45	Straylight	44.500	64	Gam Cen	2.2000	10600.	89	31576	No
330	GOM_NL__2PRFIN20080314_235155_000000502066_00460_31576_3549.N1	14-MAR-2008 23:51:55	Straylight	49.500	123	lot Cen	2.7500	10200.	99	31576	No
331	GOM_NL__2PRFIN20080314_235747_000000572066_00460_31576_3550.N1	14-MAR-2008 23:57:47	Straylight	56.500	106	9Bet Crv	2.6480	5600.0	113	31576	No

3. Quality information per product

In this section it is plotted some information contained in the Quality Summary data set of the level 2 products. Only products in dark limb conditions and without errors (error flag in

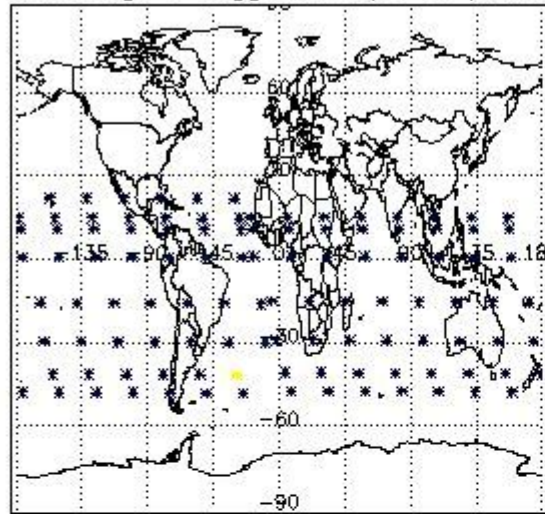
the MPH set to "0") are used.

3.1 Plot quality information per product (time dependant)

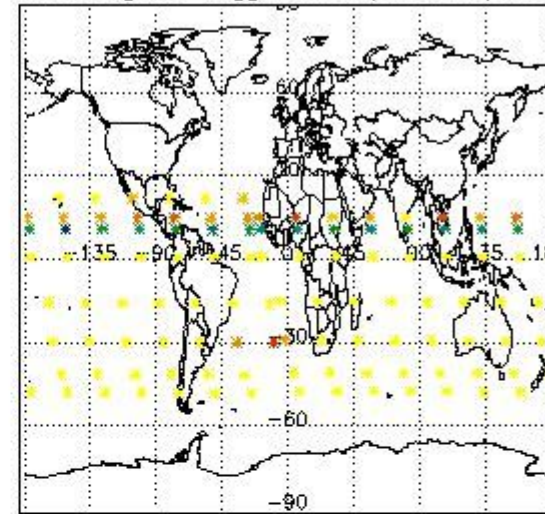


3.2 Plot quality information per product (world map)

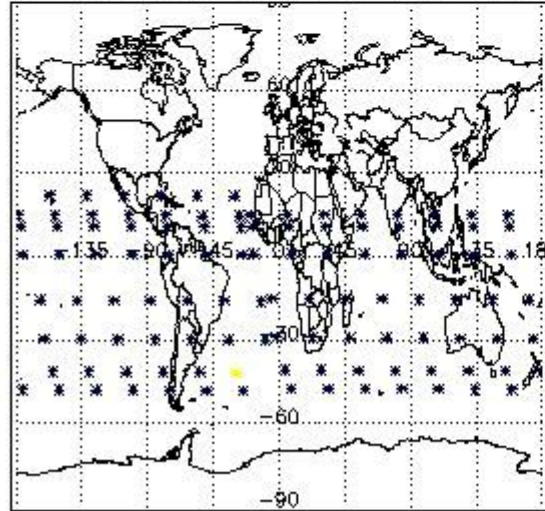
Percentage of flagged data per O3 profile



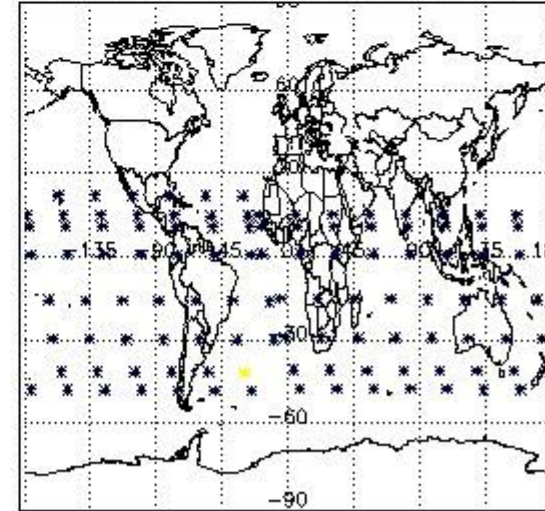
Percentage of flagged data per H2O profile



Percentage of flagged data per NO2 profile



Percentage of flagged data per NO3 profile

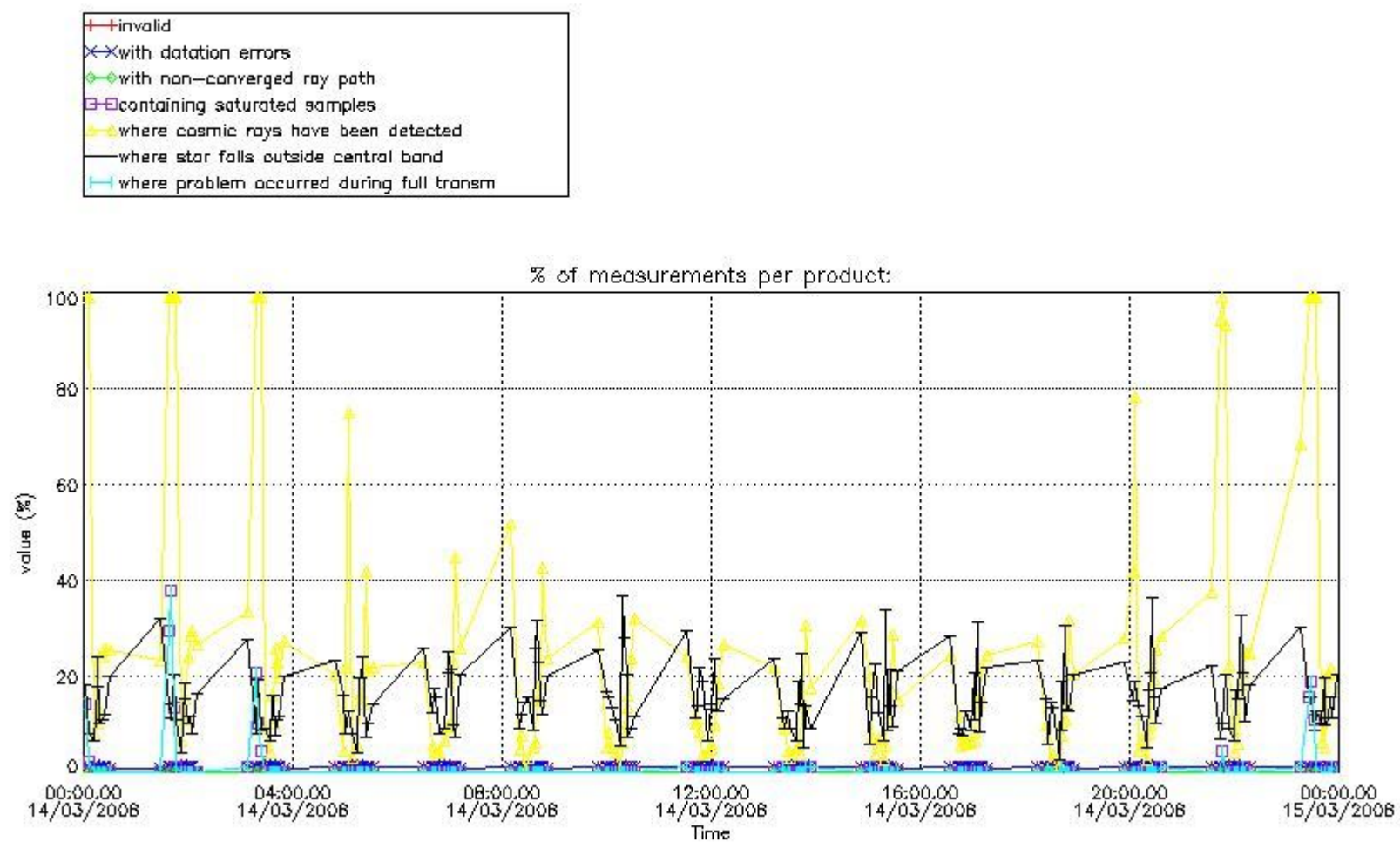


4. Level 1 quality information per product

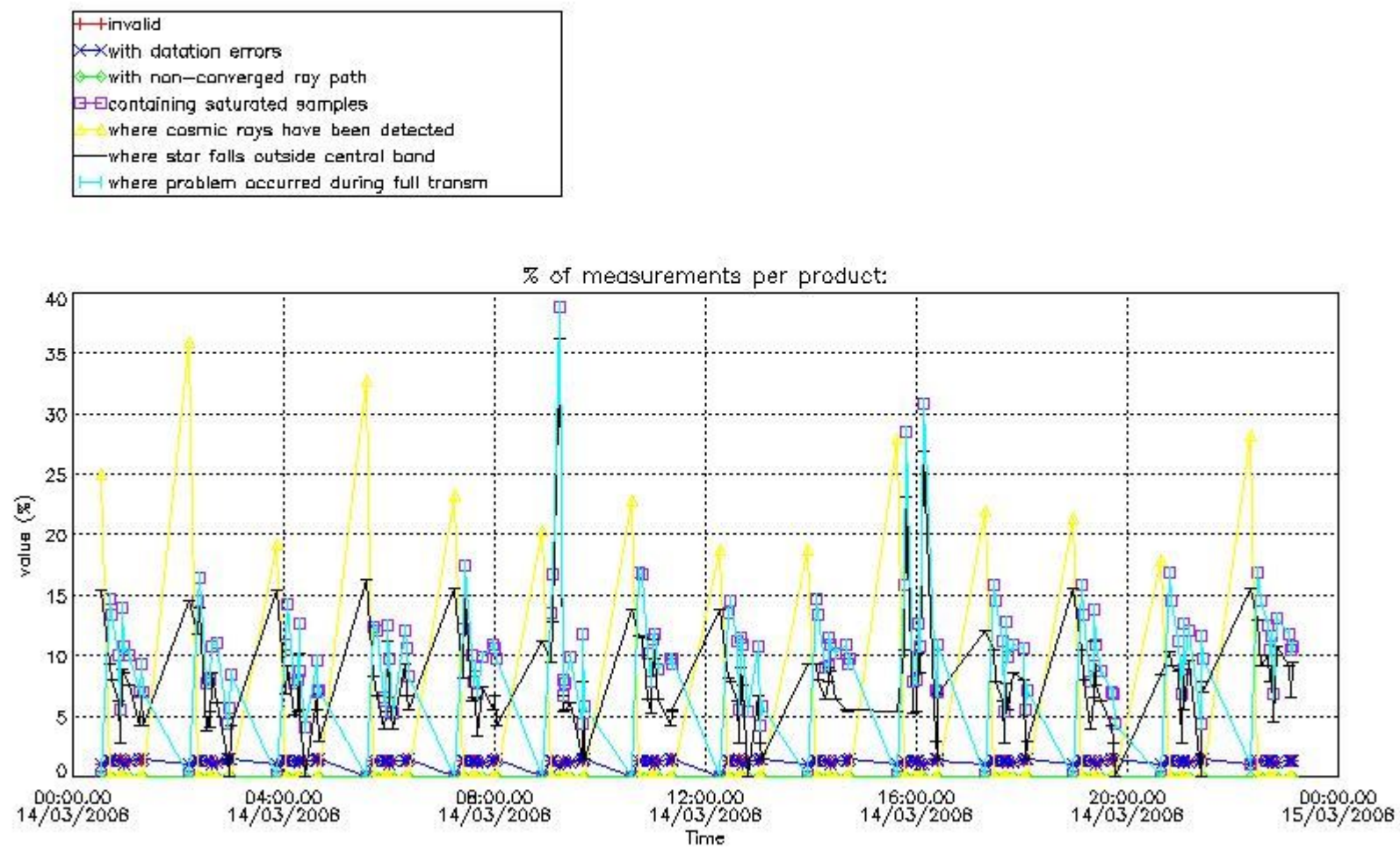
In this section it is plotted some information contained in the Quality Summary data set of the level 2 products that comes from the level 1b processing. Products without errors (error flag in the MPH set to "0") are used.

4.1 Plot quality information per product (time dependant) coming from level 1b processing

4.1.1 Plot level 1 quality information per product (time dependant): ENVISAT ASCENDING passes

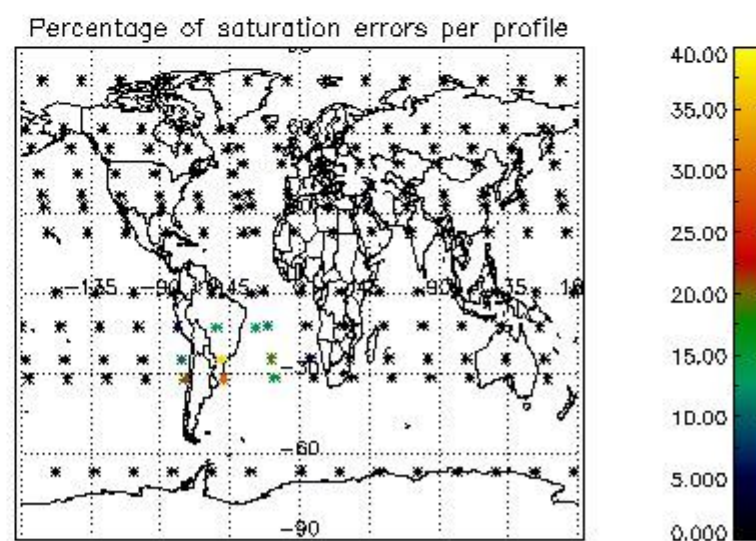
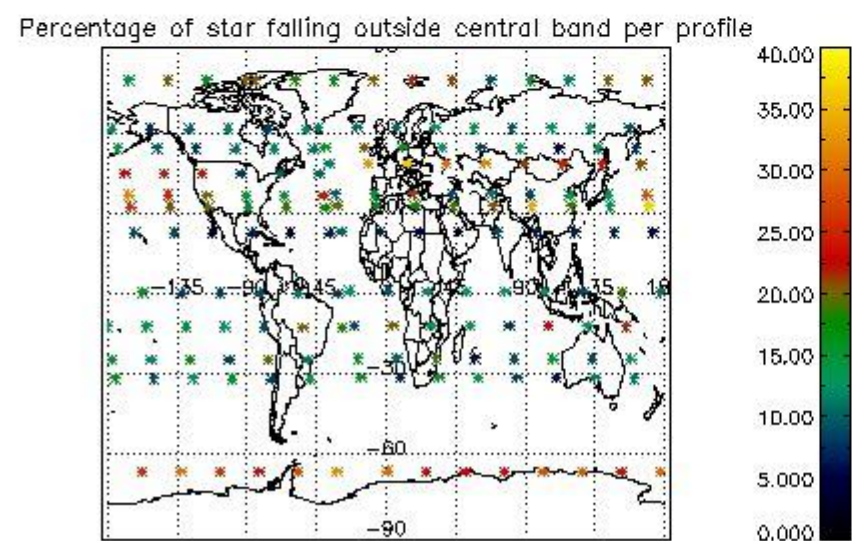
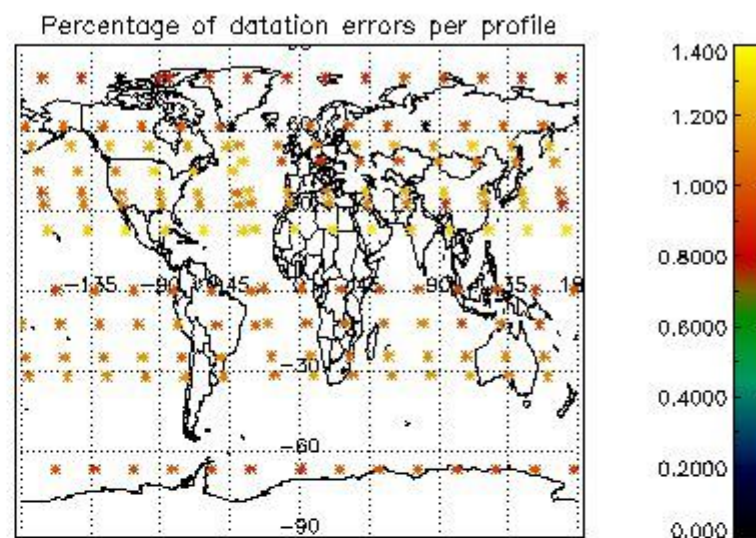
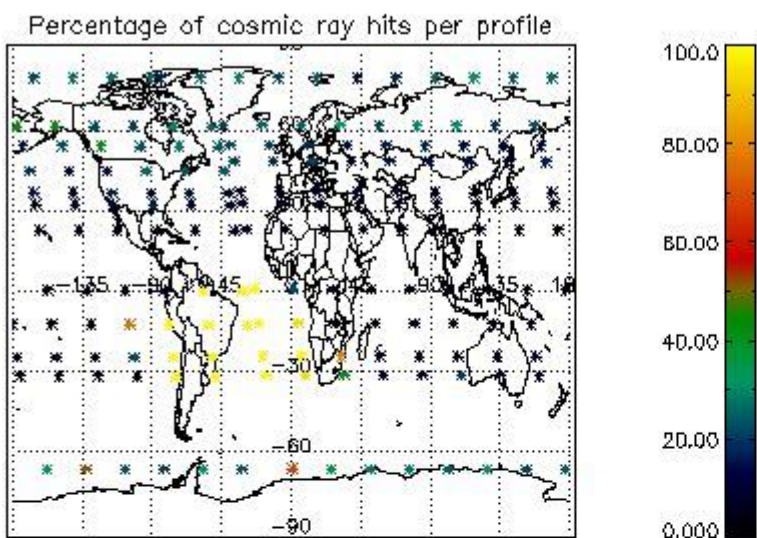


4.1.2 Plot level 1 quality information per product (time dependant): ENVI SAT DESCENDING passes



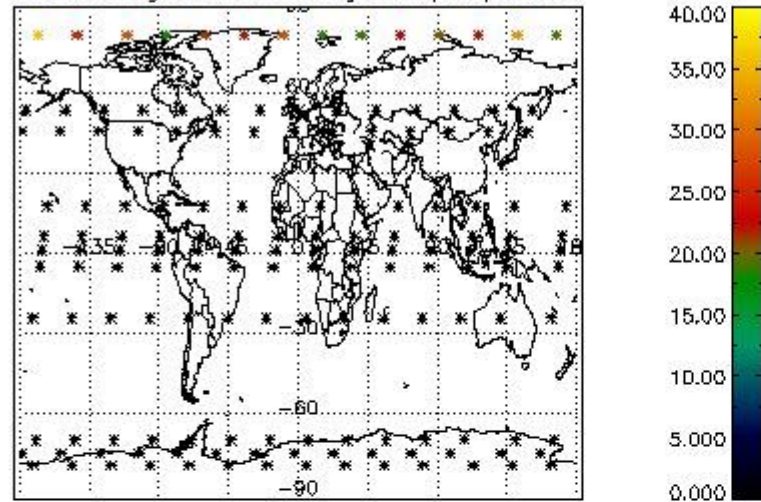
4.2 Plot quality information per product coming from level 1b processing (world map)

4.2.1 Plot level 1 quality information per product (world map): ENVISAT ASCENDING passes

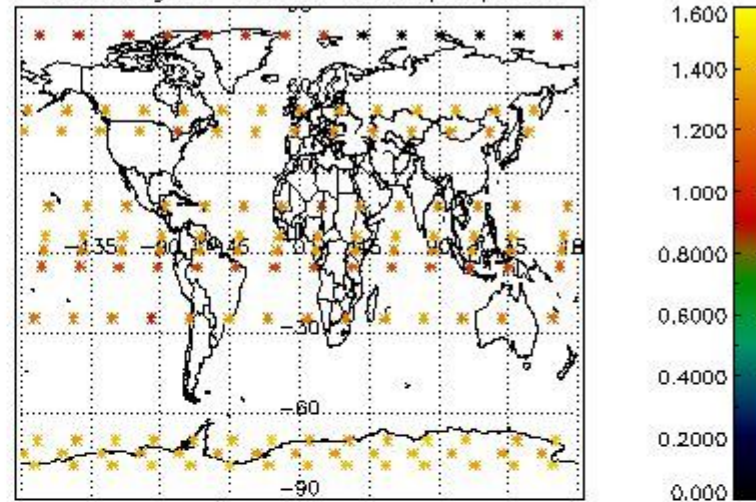


4.2.2 Plot level 1 quality information per product (world map): ENVISAT DESCENDING passes

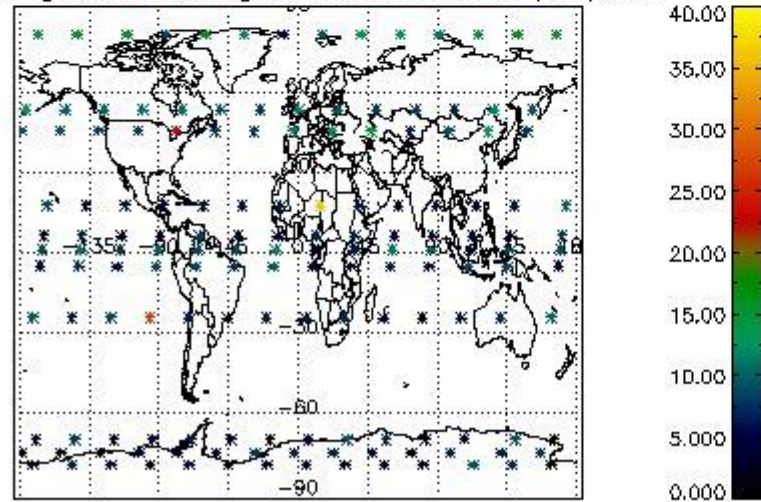
Percentage of cosmic ray hits per profile



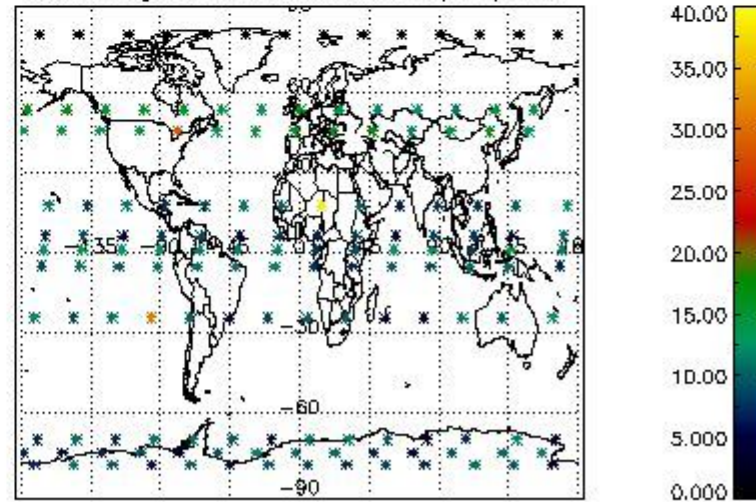
Percentage of datation errors per profile



Percentage of star falling outside central band per profile



Percentage of saturation errors per profile



5. Trace gas profiles

5.1 Ozone statistics based on quality of products

The final quality of the products can be "measured" using the STD (Standard Deviation) attached to every point profile. This information is written to the parameter GOM_NL__2P/NL_LOCAL_SPECIES_DENSITY/o3_std of the level 2 products. The table below shows the statistics for given STD ranges.

The statistics are given with respect to the overall valid production:

- Products without fatal errors: GOM_NL__2P/MPH/PRODUCT_ERR=0
- Valid point profile: GOM_NL__2P/NL_LOCAL_SPECIES_DENSITY/pcd(0)=0

The 'Criteria' is applied to valid points of dark limb products:

- Products in dark limb illumination condition: GOM_NL__2P/NL_SUMMARY_QUALITY/obs_ill_cond=0
- Products without fatal errors: GOM_NL__2P/MPH/PRODUCT_ERR=0
- Valid point profile: GOM_NL__2P/NL_LOCAL_SPECIES_DENSITY/pcd(0)=0

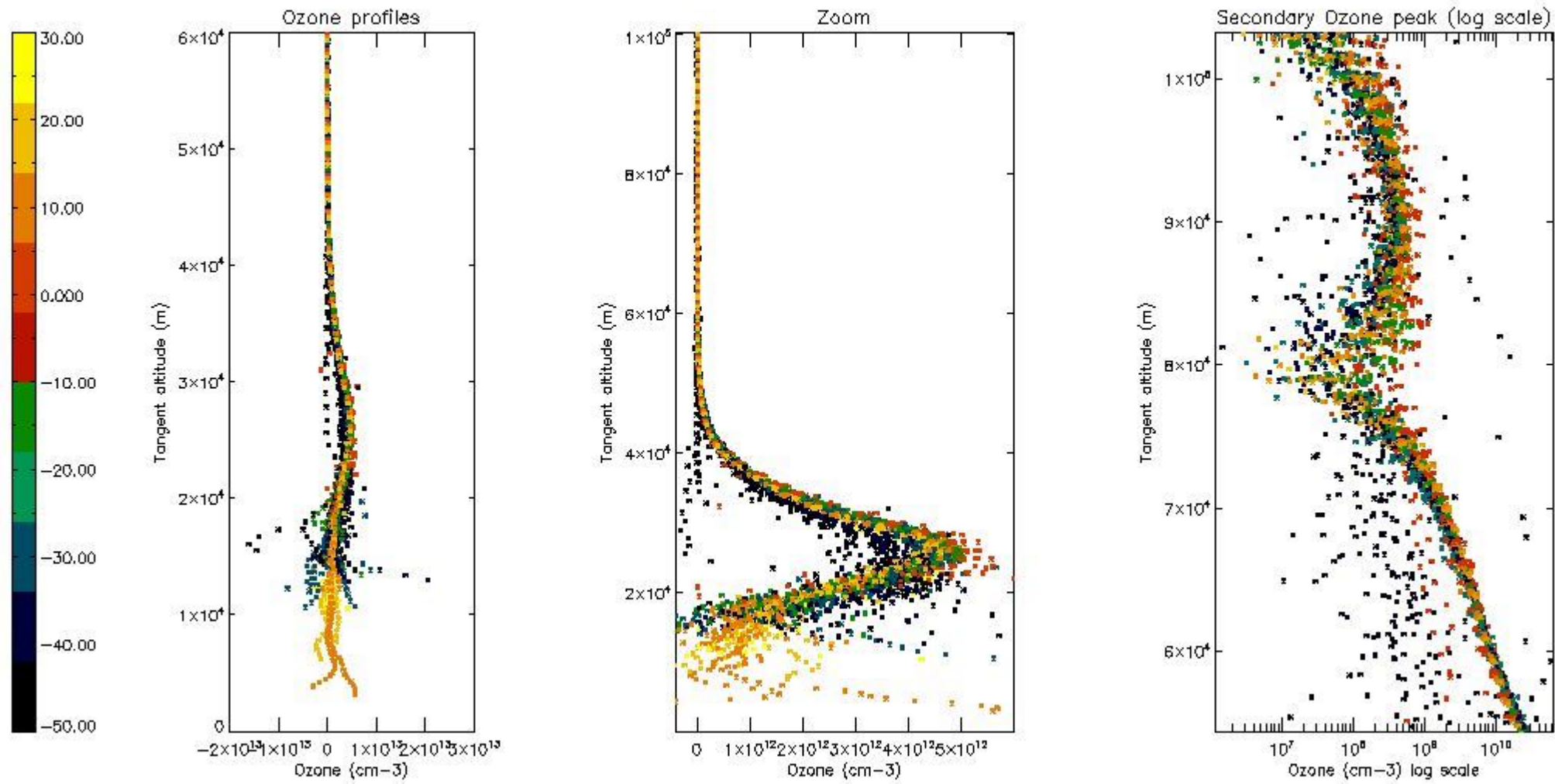
So, the table below shows the percentage of dark limb and valid observations for each criteria with respect to the overall valid daily observations.

Criteria	% of total production
All STD	35
STD < 20	21

STD < 10	17
STD < 5	13

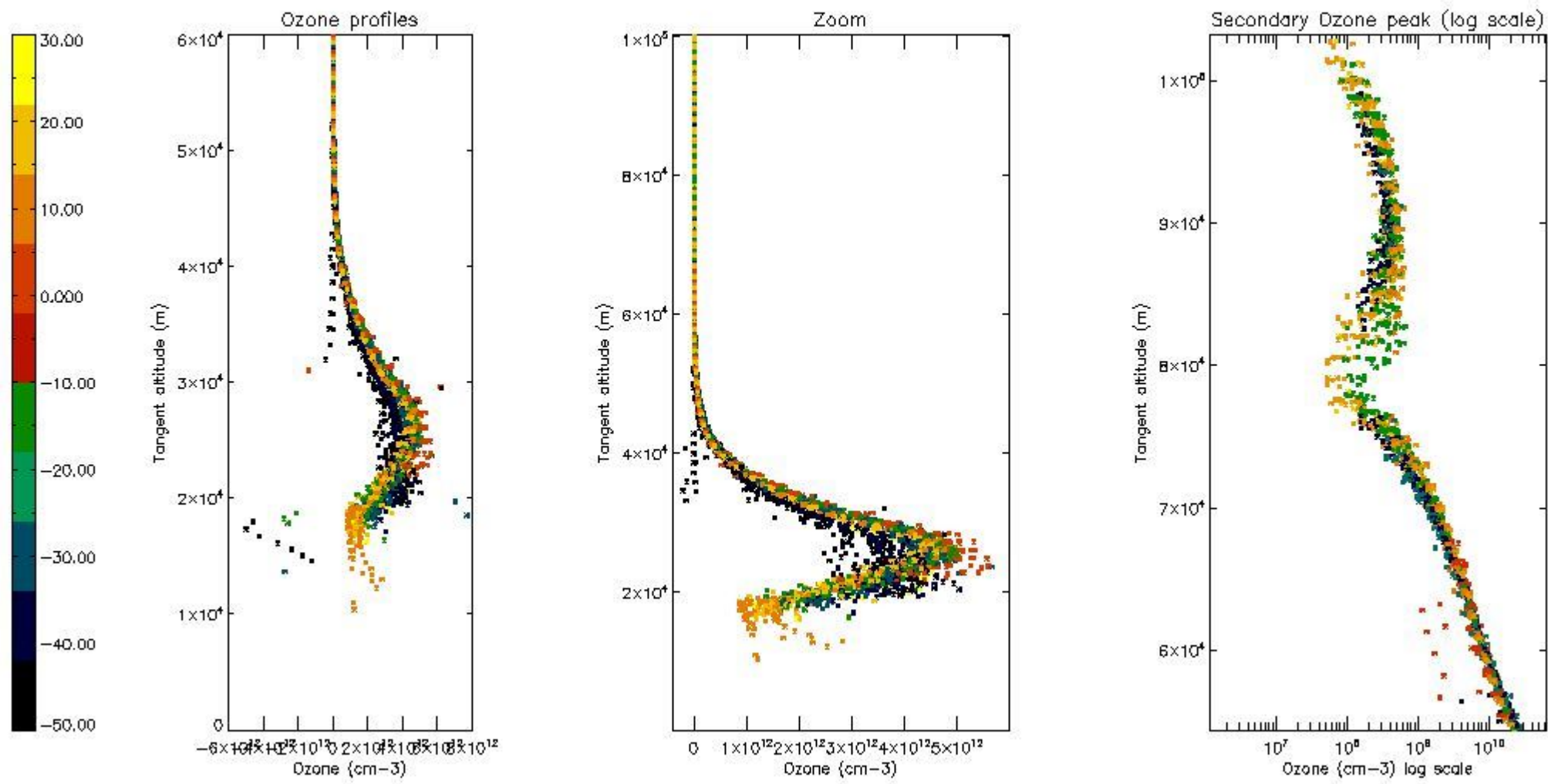
5.2 Plot ozone profiles for all STD (dark without errors)

The colorbar represents the latitude.



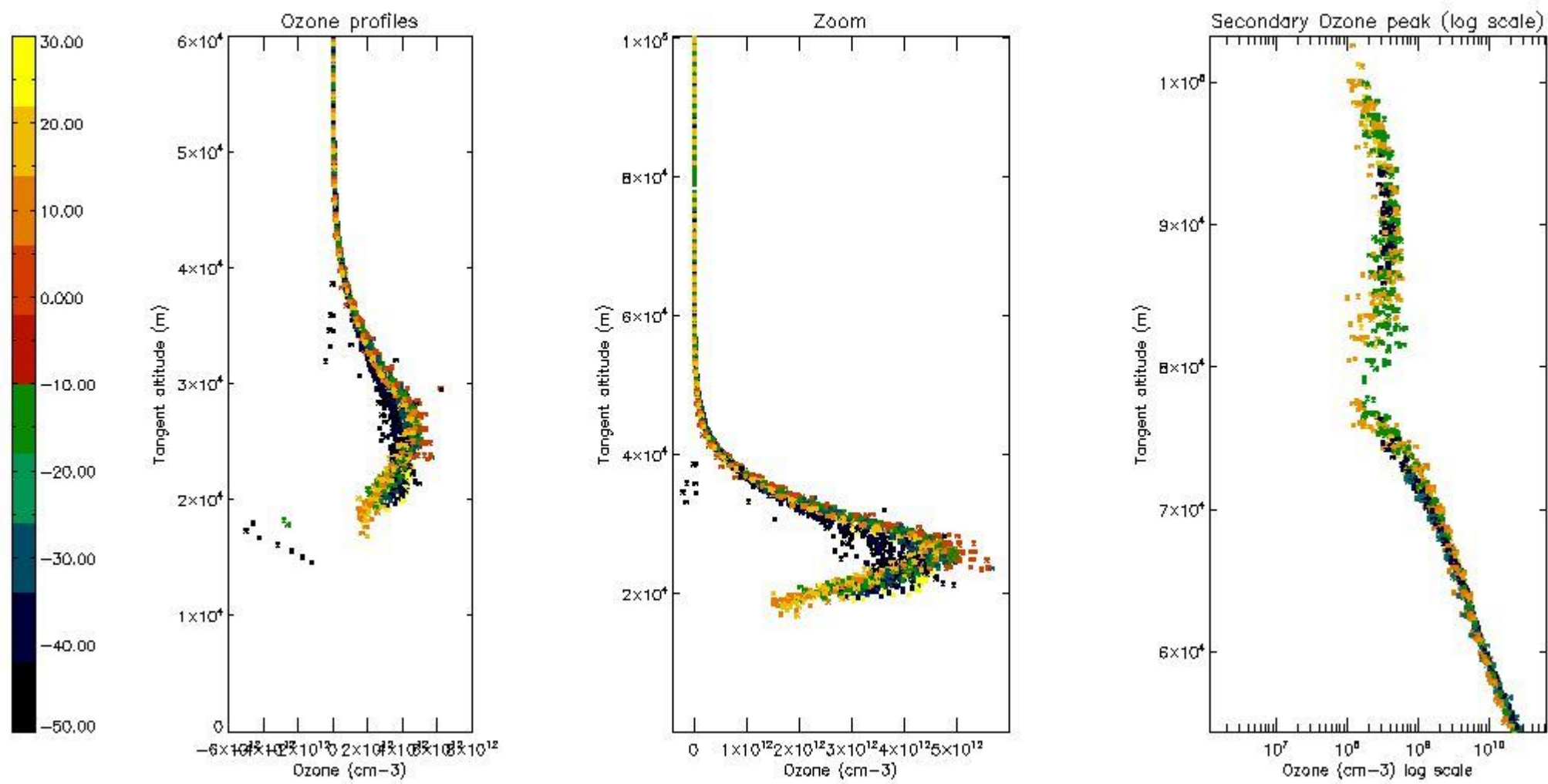
5.3 Plot ozone profiles where STD < 20% (dark without errors)

The colorbar represents the latitude.



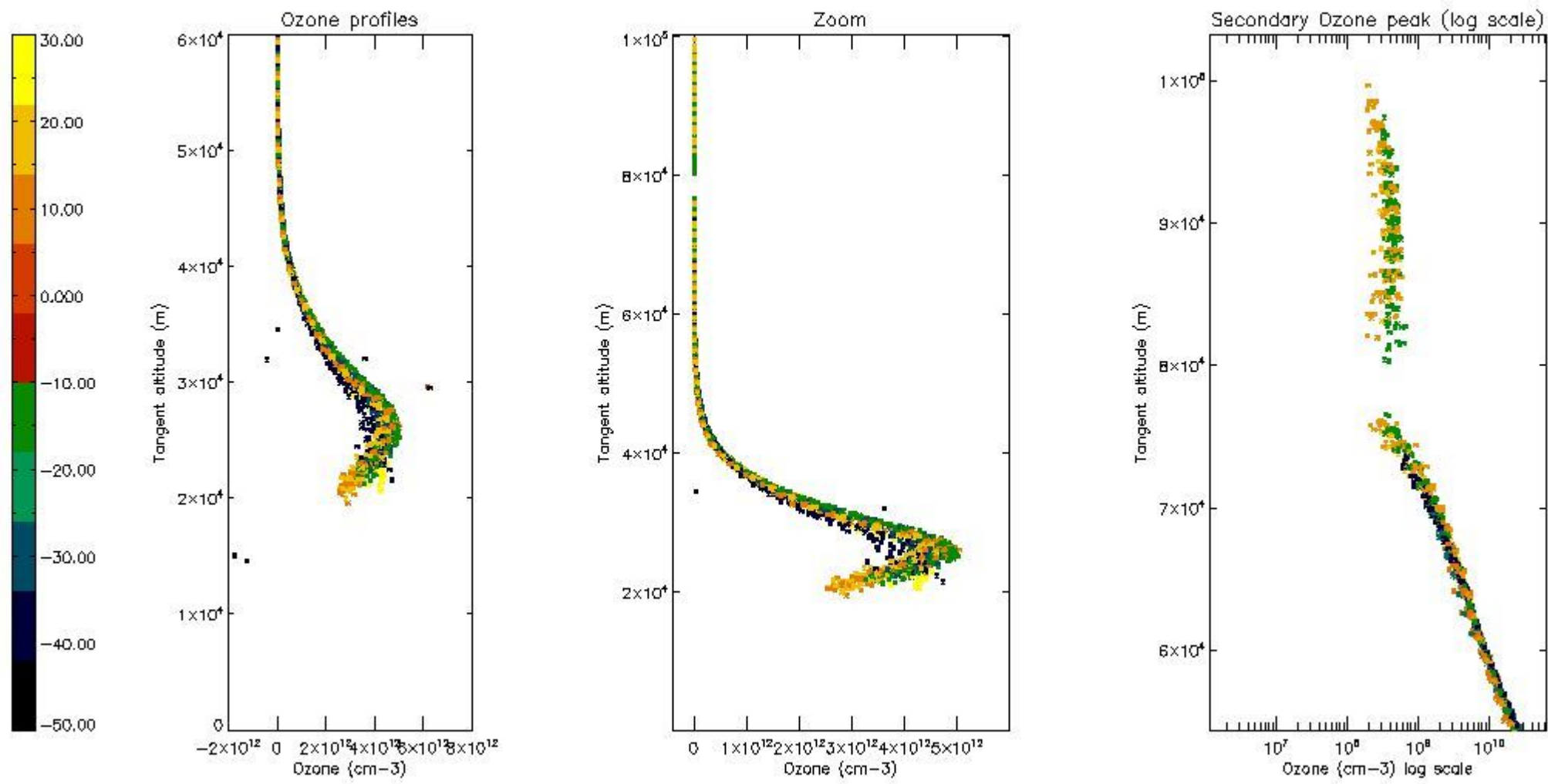
5.4 Plot ozone profiles where STD < 10% (dark without errors)

The colorbar represents the latitude.



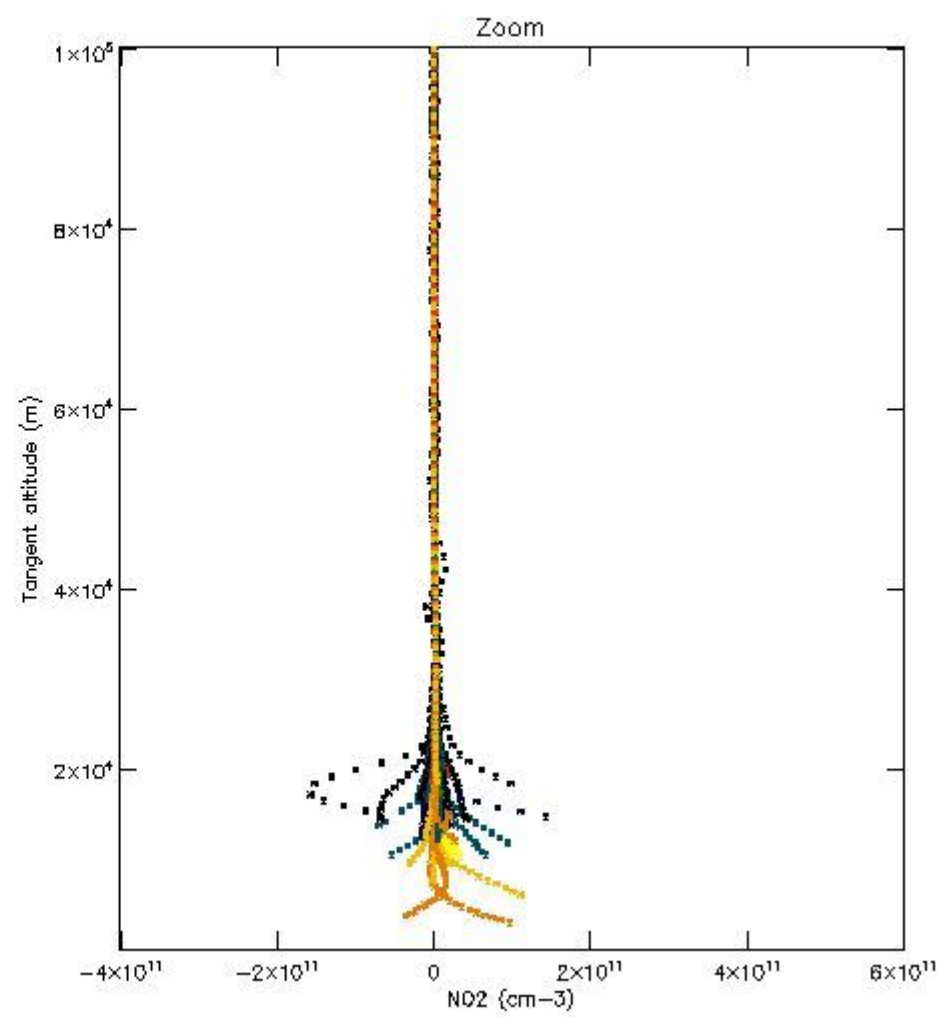
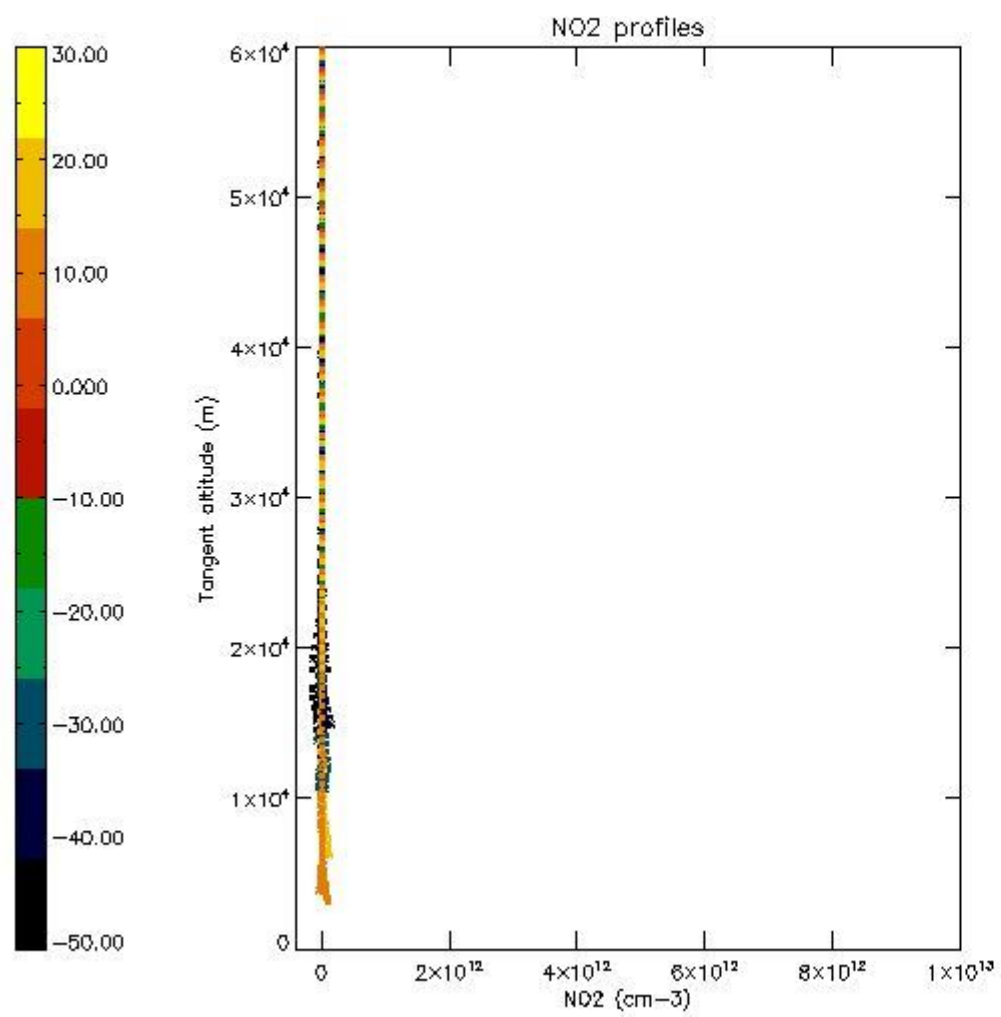
5.5 Plot ozone profiles where STD < 5% (dark without errors)

The colorbar represents the latitude.



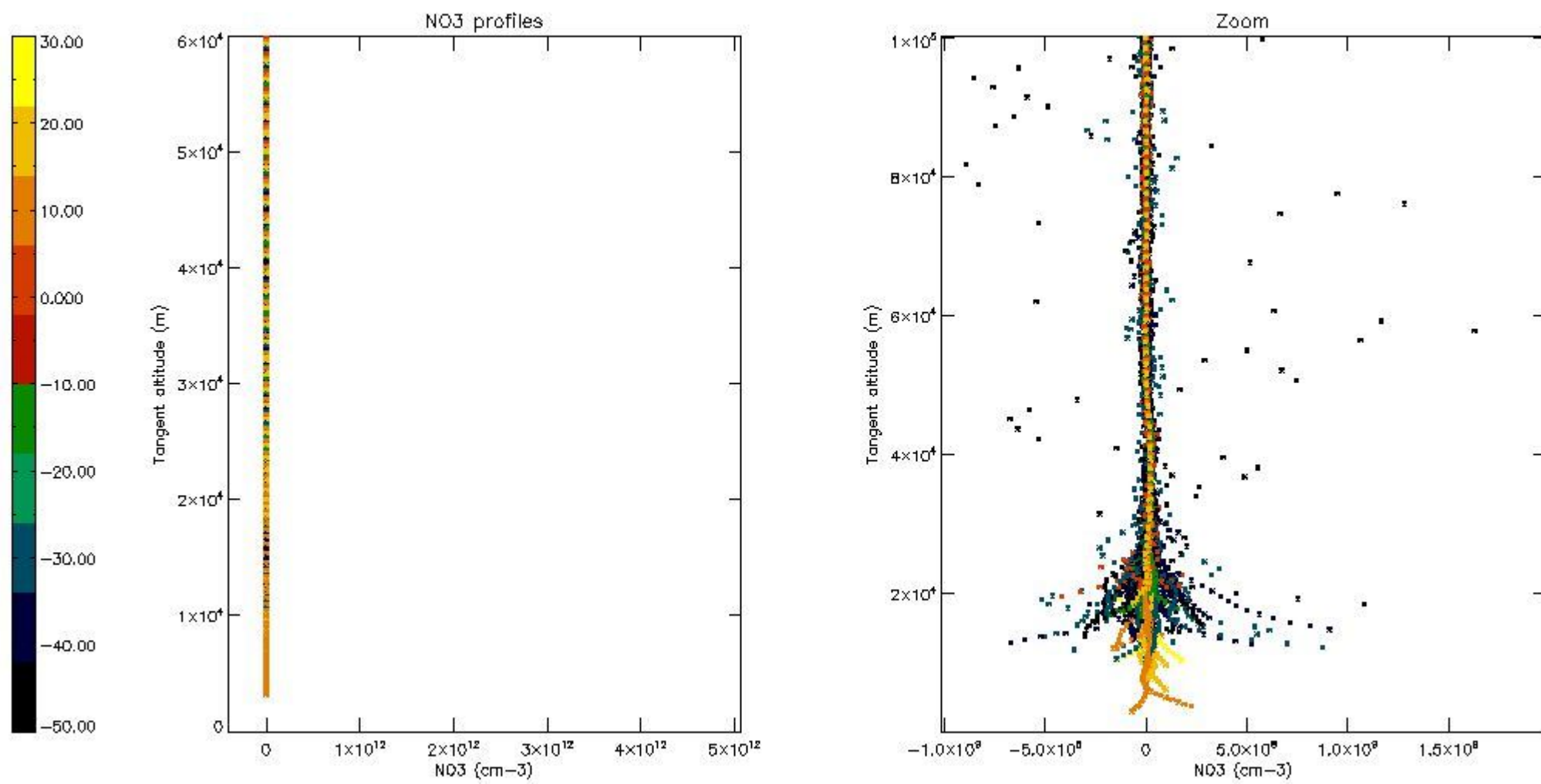
5.6 Plot NO₂ profiles for all STD (dark without errors)

The colorbar represents the latitude.



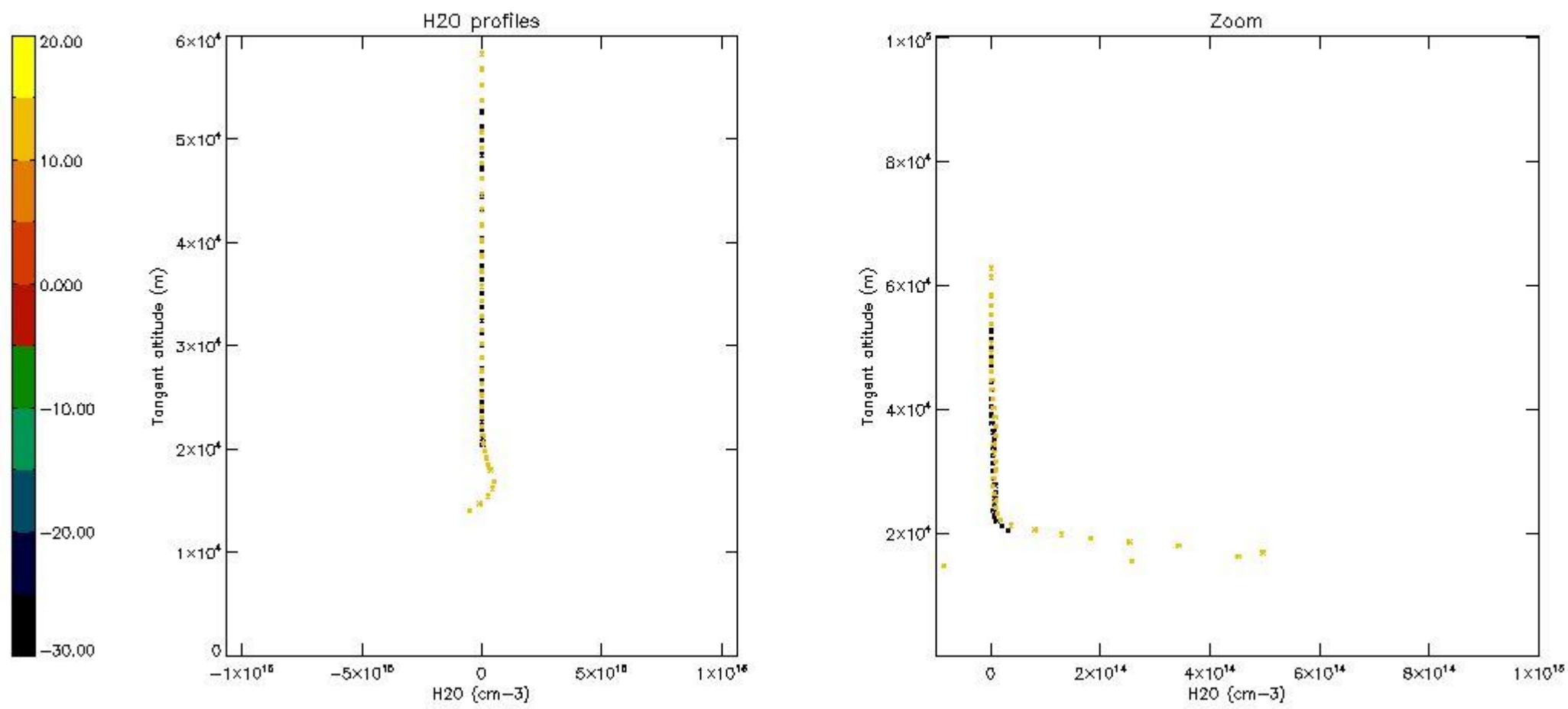
5.7 Plot NO3 profiles for all STD (dark without errors)

The colorbar represents the latitude.



5.8 Plot H2O profiles for all STD (only for occultations of stars 1,2,3,4,13,14,16,26,63 dark without errors)

The colorbar represents the latitude.



6. Auxiliary Data Files used for the production reported in section 2

The number reported in the third column indicates since which file (see list in section 2) the corresponding auxiliary file has been used. The fourth column is the date of those product files.

Type	Auxiliary Filename	Used since product	Used since product date
INST_PHYS_CHARACTERISTICS	GOM_INS_AXVIEC20091111_143220_20030716_120000_20500101_000000	1	14-MAR-2008 00:02:27
LEVEL-2_PROC_CONFIG	GOM_PR2_AXVIEC20091111_152718_20020301_000000_20500101_000000	1	14-MAR-2008 00:02:27
CROSS_SECTIONS_FILE	GOM_CRS_AXVIEC20091111_154832_20020301_000000_20500101_000000	1	14-MAR-2008 00:02:27

GOMOS Level 2 Daily Report

SUMMARY

[1. General Info](#)

[2. Summary of processed GOM_NL_2P products](#)

[3. Level 2 Quality information per product](#)

[3.1 Plot of level 2 quality information per product \(time dependant\)](#)

[3.2 Plot of level 2 quality information per product \(world map\)](#)

[4. Level 1 Quality information per product \(stored on level 2 products\)](#)

[4.1 Plot of level 1 quality information per product \(time dependant\)](#)

[4.1.1 Plot of level 1 quality information per product \(time dependant\): ASCENDING](#)

[4.1.2 Plot of level 1 quality information per product \(time dependant\): DESCENDING](#)

[4.2 Plot of level 1 quality information per product \(world map\)](#)

[4.2.1 Plot of level 1 quality information per product \(world map\): ASCENDING](#)

[4.2.2 Plot of level 1 quality information per product \(world map\): DESCENDING](#)

[5. Ozone profiles based on quality statistics and other trace gas profiles](#)

[5.1 Ozone statistics based on quality of products](#)

[5.2 Plot ozone profiles for all STD \(dark without errors\)](#)

[5.3 Plot ozone profiles where STD < 20% \(dark without errors\)](#)

[5.4. Plot ozone profiles where STD < 10% \(dark without errors\)](#)

[5.5. Plot ozone profiles where STD < 5% \(dark without errors\)](#)

[5.6 Plot NO2 profiles for all STD \(dark without errors\)](#)

[5.7 Plot NO3 profiles for all STD \(dark without errors\)](#)

[5.8 Plot H2O profiles \(only for occultations of stars 1,2,3,4,13,14,16,26,63 dark without errors\) for all STD](#)

[6. Auxiliary Data Files used for the production reported in section 2](#)

This report presents the daily analysis on parameters extracted from GOMOS level 2 data (GOM_NL__2P). It is intended to monitor some important parameters that will impact the quality of these products. A list of level 2 products (and content) that have arrived during the reporting day to the PCF is also given.

Item	Value
Time of report generation	25APR2013 11:40:36
Data source version	GOMOS/6.01
Start time of products	14-03-2008 (14MAR2008 00:00:00)
Stop time of products	15-03-2008 (15MAR2008 00:00:00)
Store outputs in DB	Yes
Nb of level 2 prods	331
Nb of prods with errors	0

2. Summary of processed GOM_NL__2P products.

Nr	Filename	UTC Start time	Limb	Duration	Star Id	Star Name	Star Mag	Star Temp	Nb Meas	Orbit	Prod. error
1	GOM_NL__2PRFIN20080314_000227_000000502066_00445_31561_3105.N1	14-MAR-2008 00:02:27	Dark	49.500	38	20Eps Sgr	1.8360	11000.	99	31561	No
2	GOM_NL__2PRFIN20080314_000600_000000492066_00446_31562_3225.N1	14-MAR-2008 00:06:00	Dark	49.000	25	35Lam Sco	1.6200	28000.	98	31562	No
3	GOM_NL__2PRFIN20080314_001220_000000392066_00446_31562_3226.N1	14-MAR-2008 00:12:20	Dark	39.000	134	Bet TrA	2.8100	6600.0	78	31562	No
4	GOM_NL__2PRFIN20080314_001503_000000452066_00446_31562_3227.N1	14-MAR-2008 00:15:03	Dark	44.500	4	Alp1Cen	-0.010000	5800.0	89	31562	No
5	GOM_NL__2PRFIN20080314_001617_000000482066_00446_31562_3228.N1	14-MAR-2008 00:16:17	Dark	48.000	10	Bet Cen	0.61000	28000.	96	31562	No
6	GOM_NL__2PRFIN20080314_001834_000000402066_00446_31562_3229.N1	14-MAR-2008 00:18:34	Dark	39.500	20	Bet Cru	1.2530	30000.	79	31562	No
7	GOM_NL__2PRFIN20080314_002115_000000422066_00446_31562_3230.N1	14-MAR-2008 00:21:15	Straylight	41.500	64	Gam Cen	2.2000	10600.	83	31562	No
8	GOM_NL__2PRFIN20080314_002323_000000512066_00446_31562_3231.N1	14-MAR-2008 00:23:23	Straylight	50.500	123	lot Cen	2.7500	10200.	101	31562	No
9	GOM_NL__2PRFIN20080314_002920_000000572066_00446_31562_3232.N1	14-MAR-2008 00:29:20	Straylight	57.000	106	9Bet Crv	2.6480	5600.0	114	31562	No
10	GOM_NL__2PRFIN20080314_003143_000000522066_00446_31562_3233.N1	14-MAR-2008 00:31:43	Straylight	52.000	100	4Gam Crv	2.5800	13100.	104	31562	No
11	GOM_NL__2PRFIN20080314_004109_000000382066_00446_31562_3234.N1	14-MAR-2008 00:41:09	Bright	37.500	22	32Alp Leo	1.3600	15200.	75	31562	No
12	GOM_NL__2PRFIN20080314_004326_000000382066_00446_31562_3235.N1	14-MAR-2008 00:43:26	Bright	37.500	51	41Gam1Leo	2.0100	4500.0	75	31562	No
13	GOM_NL__2PRFIN20080314_005120_000000402066_00446_31562_3236.N1	14-MAR-2008 00:51:20	Bright	40.000	174	52Psi UMa	3.0040	4400.0	80	31562	No
14	GOM_NL__2PRFIN20080314_005429_000000362066_00446_31562_3237.N1	14-MAR-2008 00:54:29	Bright	36.000	82	48Bet UMa	2.3650	10600.	72	31562	No
15	GOM_NL__2PRFIN20080314_005557_000000402066_00446_31562_3238.N1	14-MAR-2008 00:55:57	Bright	39.500	36	50Alp UMa	1.8000	6300.0	79	31562	No
16	GOM_NL__2PRFIN20080314_005744_000000472066_00446_31562_3239.N1	14-MAR-2008 00:57:44	Bright	46.500	32	77Eps UMa	1.7630	11000.	93	31562	No
17	GOM_NL__2PRFIN20080314_010305_000000402066_00446_31562_3240.N1	14-MAR-2008 01:03:05	Bright	40.000	60	7Bet UMi	2.0810	3950.0	80	31562	No
18	GOM_NL__2PRFIN20080314_011607_000000362066_00446_31562_3241.N1	14-MAR-2008 01:16:07	Bright	35.500	19	50Alp Cyg	1.2460	10500.	71	31562	No
19	GOM_NL__2PRFIN20080314_011741_000000382066_00446_31562_3242.N1	14-MAR-2008 01:17:41	Bright	37.500	66	37Gam Cyg	2.2080	5900.0	75	31562	No
20	GOM_NL__2PRFIN20080314_011923_000000362066_00446_31562_3243.N1	14-MAR-2008 01:19:23	Bright	35.500	92	53Eps Cyg	2.5000	4500.0	71	31562	No
21	GOM_NL__2PRFIN20080314_012736_000000562066_00446_31562_3244.N1	14-MAR-2008 01:27:36	Twilight_stray	56.000	11	53Alp Aql	0.76500	8000.0	112	31562	No
22	GOM_NL__2PRFIN20080314_013738_000000462066_00446_31562_3245.N1	14-MAR-2008 01:37:38	Dark	46.000	155	41Pi Sgr	2.9000	6600.0	92	31562	No
23	GOM_NL__2PRFIN20080314_013938_000000452066_00446_31562_3246.N1	14-MAR-2008 01:39:38	Dark	45.000	57	34Sig Sgr	2.0660	26000.	90	31562	No
24	GOM_NL__2PRFIN20080314_014304_000000522066_00446_31562_3247.N1	14-MAR-2008 01:43:04	Dark	51.500	38	20Eps Sgr	1.8360	11000.	103	31562	No
25	GOM_NL__2PRFIN20080314_014637_000000512066_00447_31563_3237.N1	14-MAR-2008 01:46:37	Dark	51.000	25	35Lam Sco	1.6200	28000.	102	31563	No
26	GOM_NL__2PRFIN20080314_015256_000000382066_00447_31563_3238.N1	14-MAR-2008 01:52:56	Dark	37.500	134	Bet TrA	2.8100	6600.0	75	31563	No
27	GOM_NL__2PRFIN20080314_015540_000000462066_00447_31563_3239.N1	14-MAR-2008 01:55:40	Dark	45.500	4	Alp1Cen	-0.010000	5800.0	91	31563	No
28	GOM_NL__2PRFIN20080314_015654_000000432066_00447_31563_3240.N1	14-MAR-2008 01:56:54	Dark	43.000	10	Bet Cen	0.61000	28000.	86	31563	No
29	GOM_NL__2PRFIN20080314_015911_000000402066_00447_31563_3241.N1	14-MAR-2008 01:59:11	Dark	39.500	20	Bet Cru	1.2530	30000.	79	31563	No
30	GOM_NL__2PRFIN20080314_020152_000000432066_00447_31563_3242.N1	14-MAR-2008 02:01:52	Straylight	42.500	64	Gam Cen	2.2000	10600.	85	31563	No
31	GOM_NL__2PRFIN20080314_020400_000000492066_00447_31563_3243.N1	14-MAR-2008 02:04:00	Straylight	49.000	123	lot Cen	2.7500	10200.	98	31563	No
32	GOM_NL__2PRFIN20080314_020956_000000552066_00447_31563_3244.N1	14-MAR-2008 02:09:56	Straylight	54.500	106	9Bet Crv	2.6480	5600.0	109	31563	No
33	GOM_NL__2PRFIN20080314_021219_000000522066_00447_31563_3245.N1	14-MAR-2008 02:12:19	Straylight	51.500	100	4Gam Crv	2.5800	13100.	103	31563	No
34	GOM_NL__2PRFIN20080314_022145_000000382066_00447_31563_3246.N1	14-MAR-2008 02:21:45	Bright	38.000	22	32Alp Leo	1.3600	15200.	76	31563	No
35	GOM_NL__2PRFIN20080314_022402_000000402066_00447_31563_3247.N1	14-MAR-2008 02:24:02	Bright	39.500	51	41Gam1Leo	2.0100	4500.0	79	31563	No
36	GOM_NL__2PRFIN20080314_023155_000000392066_00447_31563_3248.N1	14-MAR-2008 02:31:55	Bright	39.000	174	52Psi UMa	3.0040	4400.0	78	31563	No
37	GOM_NL__2PRFIN20080314_023504_000000382066_00447_31563_3249.N1	14-MAR-2008 02:35:04	Bright	37.500	82	48Bet UMa	2.3650	10600.	75	31563	No
38	GOM_NL__2PRFIN20080314_023633_000000372066_00447_31563_3250.N1	14-MAR-2008 02:36:33	Bright	37.000	36	50Alp UMa	1.8000	6300.0	74	31563	No
39	GOM_NL__2PRFIN20080314_023820_000000472066_00447_31563_3251.N1	14-MAR-2008 02:38:20	Bright	46.500	32	77Eps UMa	1.7630	11000.	93	31563	No
40	GOM_NL__2PRFIN20080314_024340_000000412066_00447_31563_3252.N1	14-MAR-2008 02:43:40	Bright	40.500	60	7Bet UMi	2.0810	3950.0	81	31563	No
41	GOM_NL__2PRFIN20080314_025644_000000342066_00447_31563_3253.N1	14-MAR-2008 02:56:44	Bright	34.000	19	50Alp Cyg	1.2460	10500.	68	31563	No
42	GOM_NL__2PRFIN20080314_025818_000000362066_00447_31563_3254.N1	14-MAR-2008 02:58:18	Bright	35.500	66	37Gam Cyg	2.2080	5900.0	71	31563	No

43	GOM_NL__2PRFIN20080314_025959_000000362066_00447_31563_3255.N1	14-MAR-2008 02:59:59	Bright	35.500	92	53Eps Cyg	2.5000	4500.0	71	31563	No
44	GOM_NL__2PRFIN20080314_030812_000000532066_00447_31563_3256.N1	14-MAR-2008 03:08:12	Twilight	52.500	11	53Alp Aql	0.76500	8000.0	105	31563	No
45	GOM_NL__2PRFIN20080314_031814_000000442066_00447_31563_3257.N1	14-MAR-2008 03:18:14	Dark	43.500	155	41Pi Sgr	2.9000	6600.0	87	31563	No
46	GOM_NL__2PRFIN20080314_032015_000000492066_00447_31563_3258.N1	14-MAR-2008 03:20:15	Dark	49.000	57	34Sig Sgr	2.0660	26000.	98	31563	No
47	GOM_NL__2PRFIN20080314_032341_000000452066_00447_31563_3259.N1	14-MAR-2008 03:23:41	Dark	45.000	38	20Eps Sgr	1.8360	11000.	90	31563	No
48	GOM_NL__2PRFIN20080314_032714_000000502066_00448_31564_3245.N1	14-MAR-2008 03:27:14	Dark	49.500	25	35Lam Sco	1.6200	28000.	99	31564	No
49	GOM_NL__2PRFIN20080314_033333_000000392066_00448_31564_3246.N1	14-MAR-2008 03:33:33	Dark	39.000	134	Bet TrA	2.8100	6600.0	78	31564	No
50	GOM_NL__2PRFIN20080314_033616_000000442066_00448_31564_3247.N1	14-MAR-2008 03:36:16	Dark	43.500	4	Alp1Cen	-0.010000	5800.0	87	31564	No
51	GOM_NL__2PRFIN20080314_033730_000000442066_00448_31564_3248.N1	14-MAR-2008 03:37:30	Dark	44.000	10	Bet Cen	0.61000	28000.	88	31564	No
52	GOM_NL__2PRFIN20080314_033947_000000392066_00448_31564_3249.N1	14-MAR-2008 03:39:47	Dark	38.500	20	Bet Cru	1.2530	30000.	77	31564	No
53	GOM_NL__2PRFIN20080314_034228_000000422066_00448_31564_3250.N1	14-MAR-2008 03:42:28	Straylight	41.500	64	Gam Cen	2.2000	10600.	83	31564	No
54	GOM_NL__2PRFIN20080314_034436_000000512066_00448_31564_3251.N1	14-MAR-2008 03:44:36	Straylight	51.000	123	lot Cen	2.7500	10200.	102	31564	No
55	GOM_NL__2PRFIN20080314_035033_000000572066_00448_31564_3252.N1	14-MAR-2008 03:50:33	Straylight	57.000	106	9Bet Crv	2.6480	5600.0	114	31564	No
56	GOM_NL__2PRFIN20080314_035255_000000522066_00448_31564_3253.N1	14-MAR-2008 03:52:55	Straylight	52.000	100	4Gam Crv	2.5800	13100.	104	31564	No
57	GOM_NL__2PRFIN20080314_040221_000000372066_00448_31564_3254.N1	14-MAR-2008 04:02:21	Bright	36.500	22	32Alp Leo	1.3600	15200.	73	31564	No
58	GOM_NL__2PRFIN20080314_040438_000000392066_00448_31564_3255.N1	14-MAR-2008 04:04:38	Bright	38.500	51	41Gam1Leo	2.0100	4500.0	77	31564	No
59	GOM_NL__2PRFIN20080314_041231_000000392066_00448_31564_3256.N1	14-MAR-2008 04:12:31	Bright	39.000	174	52Psi UMa	3.0040	4400.0	78	31564	No
60	GOM_NL__2PRFIN20080314_041540_000000382066_00448_31564_3257.N1	14-MAR-2008 04:15:40	Bright	37.500	82	48Bet UMa	2.3650	10600.	75	31564	No
61	GOM_NL__2PRFIN20080314_041709_000000402066_00448_31564_3258.N1	14-MAR-2008 04:17:09	Bright	39.500	36	50Alp UMa	1.8000	6300.0	79	31564	No
62	GOM_NL__2PRFIN20080314_041855_000000462066_00448_31564_3259.N1	14-MAR-2008 04:18:55	Bright	45.500	32	77Eps UMa	1.7630	11000.	91	31564	No
63	GOM_NL__2PRFIN20080314_042416_000000372066_00448_31564_3260.N1	14-MAR-2008 04:24:16	Bright	37.000	60	7Bet UMi	2.0810	3950.0	74	31564	No
64	GOM_NL__2PRFIN20080314_043720_000000372066_00448_31564_3261.N1	14-MAR-2008 04:37:20	Bright	36.500	19	50Alp Cyg	1.2460	10500.	73	31564	No
65	GOM_NL__2PRFIN20080314_043854_000000362066_00448_31564_3262.N1	14-MAR-2008 04:38:54	Bright	36.000	66	37Gam Cyg	2.2080	5900.0	72	31564	No
66	GOM_NL__2PRFIN20080314_044035_000000352066_00448_31564_3263.N1	14-MAR-2008 04:40:35	Bright	35.000	92	53Eps Cyg	2.5000	4500.0	70	31564	No
67	GOM_NL__2PRFIN20080314_044849_000000502066_00448_31564_3264.N1	14-MAR-2008 04:48:49	Twilight	49.500	11	53Alp Aql	0.76500	8000.0	99	31564	No
68	GOM_NL__2PRFIN20080314_045851_000000472066_00448_31564_3265.N1	14-MAR-2008 04:58:51	Dark	47.000	155	41Pi Sgr	2.9000	6600.0	94	31564	No
69	GOM_NL__2PRFIN20080314_050052_000000442066_00448_31564_3266.N1	14-MAR-2008 05:00:52	Dark	43.500	57	34Sig Sgr	2.0660	26000.	87	31564	No
70	GOM_NL__2PRFIN20080314_050418_000000482066_00448_31564_3267.N1	14-MAR-2008 05:04:18	Dark	47.500	38	20Eps Sgr	1.8360	11000.	95	31564	No
71	GOM_NL__2PRFIN20080314_050751_000000502066_00449_31565_3254.N1	14-MAR-2008 05:07:51	Dark	49.500	25	35Lam Sco	1.6200	28000.	99	31565	No
72	GOM_NL__2PRFIN20080314_051409_000000382066_00449_31565_3255.N1	14-MAR-2008 05:14:09	Dark	37.500	134	Bet TrA	2.8100	6600.0	75	31565	No
73	GOM_NL__2PRFIN20080314_051653_000000462066_00449_31565_3256.N1	14-MAR-2008 05:16:53	Dark	45.500	4	Alp1Cen	-0.010000	5800.0	91	31565	No
74	GOM_NL__2PRFIN20080314_051807_000000462066_00449_31565_3257.N1	14-MAR-2008 05:18:07	Dark	45.500	10	Bet Cen	0.61000	28000.	91	31565	No
75	GOM_NL__2PRFIN20080314_052023_000000462066_00449_31565_3258.N1	14-MAR-2008 05:20:23	Dark	46.000	20	Bet Cru	1.2530	30000.	92	31565	No
76	GOM_NL__2PRFIN20080314_052304_000000412066_00449_31565_3259.N1	14-MAR-2008 05:23:04	Straylight	40.500	64	Gam Cen	2.2000	10600.	81	31565	No
77	GOM_NL__2PRFIN20080314_052513_000000502066_00449_31565_3260.N1	14-MAR-2008 05:25:13	Straylight	50.000	123	lot Cen	2.7500	10200.	100	31565	No
78	GOM_NL__2PRFIN20080314_053109_000000532066_00449_31565_3261.N1	14-MAR-2008 05:31:09	Straylight	52.500	106	9Bet Crv	2.6480	5600.0	105	31565	No
79	GOM_NL__2PRFIN20080314_053332_000000522066_00449_31565_3262.N1	14-MAR-2008 05:33:32	Straylight	52.000	100	4Gam Crv	2.5800	13100.	104	31565	No
80	GOM_NL__2PRFIN20080314_054257_000000372066_00449_31565_3263.N1	14-MAR-2008 05:42:57	Bright	36.500	22	32Alp Leo	1.3600	15200.	73	31565	No
81	GOM_NL__2PRFIN20080314_054514_000000382066_00449_31565_3264.N1	14-MAR-2008 05:45:14	Bright	37.500	51	41Gam1Leo	2.0100	4500.0	75	31565	No
82	GOM_NL__2PRFIN20080314_055307_000000382066_00449_31565_3265.N1	14-MAR-2008 05:53:07	Bright	38.000	174	52Psi UMa	3.0040	4400.0	76	31565	No
83	GOM_NL__2PRFIN20080314_055616_000000372066_00449_31565_3266.N1	14-MAR-2008 05:56:16	Bright	37.000	82	48Bet UMa	2.3650	10600.	74	31565	No
84	GOM_NL__2PRFIN20080314_055745_000000402066_00449_31565_3267.N1	14-MAR-2008 05:57:45	Bright	40.000	36	50Alp UMa	1.8000	6300.0	80	31565	No
85	GOM_NL__2PRFIN20080314_055930_000000462066_00449_31565_3268.N1	14-MAR-2008 05:59:30	Bright	46.000	32	77Eps UMa	1.7630	11000.	92	31565	No
86	GOM_NL__2PRFIN20080314_060451_000000392066_00449_31565_3269.N1	14-MAR-2008 06:04:51	Bright	38.500	60	7Bet UMi	2.0810	3950.0	77	31565	No
87	GOM_NL__2PRFIN20080314_061756_000000382066_00449_31565_3270.N1	14-MAR-2008 06:17:56	Bright	37.500	19	50Alp Cyg	1.2460	10500.	75	31565	No
88	GOM_NL__2PRFIN20080314_061930_000000382066_00449_31565_3271.N1	14-MAR-2008 06:19:30	Bright	37.500	66	37Gam Cyg	2.2080	5900.0	75	31565	No
89	GOM_NL__2PRFIN20080314_062111_000000362066_00449_31565_3272.N1	14-MAR-2008 06:21:11	Bright	36.000	92	53Eps Cyg	2.5000	4500.0	72	31565	No
90	GOM_NL__2PRFIN20080314_062925_000000522066_00449_31565_3273.N1	14-MAR-2008 06:29:25	Twilight	52.000	11	53Alp Aql	0.76500	8000.0	104	31565	No
91	GOM_NL__2PRFIN20080314_063928_000000452066_00449_31565_3274.N1	14-MAR-2008 06:39:28	Dark	45.000	155	41Pi Sgr	2.9000	6600.0	90	31565	No
92	GOM_NL__2PRFIN20080314_064129_000000492066_00449_31565_3275.N1	14-MAR-2008 06:41:29	Dark	48.500	57	34Sig Sgr	2.0660	26000.	97	31565	No
93	GOM_NL__2PRFIN20080314_064455_000000492066_00449_31565_3276.N1	14-MAR-2008 06:44:55	Dark	48.500	38	20Eps Sgr	1.8360	11000.	97	31565	No
94	GOM_NL__2PRFIN20080314_064828_000000492066_00450_31566_3270.N1	14-MAR-2008 06:48:28	Dark	49.000	25	35Lam Sco	1.6200	28000.	98	31566	No
95	GOM_NL__2PRFIN20080314_065446_000000392066_00450_31566_3271.N1	14-MAR-2008 06:54:46	Dark	39.000	134	Bet TrA	2.8100	6600.0	78	31566	No
96	GOM_NL__2PRFIN20080314_065729_000000462066_00450_31566_3272.N1	14-MAR-2008 06:57:29	Dark	46.000	4	Alp1Cen	-0.010000	5800.0	92	31566	No
97	GOM_NL__2PRFIN20080314_065843_000000482066_00450_31566_3273.N1	14-MAR-2008 06:58:43	Dark	48.000	10	Bet Cen	0.61000	28000.	96	31566	No
98	GOM_NL__2PRFIN20080314_070100_000000442066_00450_31566_3274.N1	14-MAR-2008 07:01:00	Dark	44.000	20	Bet Cru	1.2530	30000.	88	31566	No
99	GOM_NL__2PRFIN20080314_070341_000000422066_00450_31566_3275.N1	14-MAR-2008 07:03:41	Straylight	41.500	64	Gam Cen	2.2000	10600.	83	31566	No
100	GOM_NL__2PRFIN20080314_070550_000000482066_00450_31566_3276.N1	14-MAR-2008 07:05:50	Straylight	48.000	123	lot Cen	2.7500	10200.	96	31566	No
101	GOM_NL__2PRFIN20080314_071145_000000572066_00450_31566_3277.N1	14-MAR-2008 07:11:45	Straylight	56.500	106	9Bet Crv	2.6480	5600.0	113	31566	No

102	GOM_NL__2PRFIN20080314_071408_00000522066_00450_31566_3278.N1	14-MAR-2008 07:14:08	Straylight	51.500	100	4Gam Crv	2.5800	13100.	103	31566	No
103	GOM_NL__2PRFIN20080314_072333_00000372066_00450_31566_3279.N1	14-MAR-2008 07:23:33	Bright	37.000	22	32Alp Leo	1.3600	15200.	74	31566	No
104	GOM_NL__2PRFIN20080314_072550_00000402066_00450_31566_3280.N1	14-MAR-2008 07:25:50	Bright	40.000	51	41Gam1Leo	2.0100	4500.0	80	31566	No
105	GOM_NL__2PRFIN20080314_073342_00000402066_00450_31566_3281.N1	14-MAR-2008 07:33:42	Bright	40.000	174	52Psi UMa	3.0040	4400.0	80	31566	No
106	GOM_NL__2PRFIN20080314_073651_00000382066_00450_31566_3282.N1	14-MAR-2008 07:36:51	Bright	38.000	82	48Bet UMa	2.3650	10600.	76	31566	No
107	GOM_NL__2PRFIN20080314_073820_00000392066_00450_31566_3283.N1	14-MAR-2008 07:38:20	Bright	38.500	36	50Alp UMa	1.8000	6300.0	77	31566	No
108	GOM_NL__2PRFIN20080314_074006_00000442066_00450_31566_3284.N1	14-MAR-2008 07:40:06	Bright	44.000	32	77Eps UMa	1.7630	11000.	88	31566	No
109	GOM_NL__2PRFIN20080314_074527_00000412066_00450_31566_3285.N1	14-MAR-2008 07:45:27	Bright	40.500	60	7Bet UMi	2.0810	3950.0	81	31566	No
110	GOM_NL__2PRFIN20080314_075832_00000372066_00450_31566_3286.N1	14-MAR-2008 07:58:32	Bright	36.500	19	50Alp Cyg	1.2460	10500.	73	31566	No
111	GOM_NL__2PRFIN20080314_080006_00000382066_00450_31566_3287.N1	14-MAR-2008 08:00:06	Bright	37.500	66	37Gam Cyg	2.2080	5900.0	75	31566	No
112	GOM_NL__2PRFIN20080314_080147_00000362066_00450_31566_3288.N1	14-MAR-2008 08:01:47	Bright	36.000	92	53Eps Cyg	2.5000	4500.0	72	31566	No
113	GOM_NL__2PRFIN20080314_081002_00000552066_00450_31566_3289.N1	14-MAR-2008 08:10:02	Tw_i_and_stray	55.000	11	53Alp Aql	0.76500	8000.0	110	31566	No
114	GOM_NL__2PRFIN20080314_082005_00000442066_00450_31566_3290.N1	14-MAR-2008 08:20:05	Dark	44.000	155	41Pi Sgr	2.9000	6600.0	88	31566	No
115	GOM_NL__2PRFIN20080314_082205_00000462066_00450_31566_3291.N1	14-MAR-2008 08:22:05	Dark	46.000	57	34Sig Sgr	2.0660	26000.	92	31566	No
116	GOM_NL__2PRFIN20080314_082531_00000492066_00450_31566_3292.N1	14-MAR-2008 08:25:31	Dark	48.500	38	20Eps Sgr	1.8360	11000.	97	31566	No
117	GOM_NL__2PRFIN20080314_082906_00000542066_00451_31567_3297.N1	14-MAR-2008 08:29:06	Dark	54.000	25	35Lam Sco	1.6200	28000.	108	31567	No
118	GOM_NL__2PRFIN20080314_083522_00000402066_00451_31567_3298.N1	14-MAR-2008 08:35:22	Dark	39.500	134	Bet TrA	2.8100	6600.0	79	31567	No
119	GOM_NL__2PRFIN20080314_083806_00000492066_00451_31567_3299.N1	14-MAR-2008 08:38:06	Dark	48.500	4	Alp1Cen	-0.010000	5800.0	97	31567	No
120	GOM_NL__2PRFIN20080314_083920_00000522066_00451_31567_3300.N1	14-MAR-2008 08:39:20	Dark	52.000	10	Bet Cen	0.61000	28000.	104	31567	No
121	GOM_NL__2PRFIN20080314_084136_00000462066_00451_31567_3301.N1	14-MAR-2008 08:41:36	Dark	46.000	20	Bet Cru	1.2530	30000.	92	31567	No
122	GOM_NL__2PRFIN20080314_084417_00000442066_00451_31567_3302.N1	14-MAR-2008 08:44:17	Straylight	44.000	64	Gam Cen	2.2000	10600.	88	31567	No
123	GOM_NL__2PRFIN20080314_084626_00000512066_00451_31567_3303.N1	14-MAR-2008 08:46:26	Straylight	50.500	123	lot Cen	2.7500	10200.	101	31567	No
124	GOM_NL__2PRFIN20080314_085221_00000572066_00451_31567_3304.N1	14-MAR-2008 08:52:21	Straylight	57.000	106	9Bet Crv	2.6480	5600.0	114	31567	No
125	GOM_NL__2PRFIN20080314_085444_00000492066_00451_31567_3305.N1	14-MAR-2008 08:54:44	Straylight	49.000	100	4Gam Crv	2.5800	13100.	98	31567	No
126	GOM_NL__2PRFIN20080314_090409_00000372066_00451_31567_3306.N1	14-MAR-2008 09:04:09	Bright	37.000	22	32Alp Leo	1.3600	15200.	74	31567	No
127	GOM_NL__2PRFIN20080314_090626_00000392066_00451_31567_3307.N1	14-MAR-2008 09:06:26	Bright	39.000	51	41Gam1Leo	2.0100	4500.0	78	31567	No
128	GOM_NL__2PRFIN20080314_091418_00000582066_00451_31567_3308.N1	14-MAR-2008 09:14:18	Bright	58.000	174	52Psi UMa	3.0040	4400.0	116	31567	No
129	GOM_NL__2PRFIN20080314_091727_00000382066_00451_31567_3309.N1	14-MAR-2008 09:17:27	Bright	37.500	82	48Bet UMa	2.3650	10600.	75	31567	No
130	GOM_NL__2PRFIN20080314_091856_00000382066_00451_31567_3310.N1	14-MAR-2008 09:18:56	Bright	37.500	36	50Alp UMa	1.8000	6300.0	75	31567	No
131	GOM_NL__2PRFIN20080314_092041_00000452066_00451_31567_3311.N1	14-MAR-2008 09:20:41	Bright	45.000	32	77Eps UMa	1.7630	11000.	90	31567	No
132	GOM_NL__2PRFIN20080314_092603_00000412066_00451_31567_3312.N1	14-MAR-2008 09:26:03	Bright	40.500	60	7Bet UMi	2.0810	3950.0	81	31567	No
133	GOM_NL__2PRFIN20080314_093908_00000342066_00451_31567_3313.N1	14-MAR-2008 09:39:08	Bright	34.000	19	50Alp Cyg	1.2460	10500.	68	31567	No
134	GOM_NL__2PRFIN20080314_094042_00000382066_00451_31567_3314.N1	14-MAR-2008 09:40:42	Bright	38.000	66	37Gam Cyg	2.2080	5900.0	76	31567	No
135	GOM_NL__2PRFIN20080314_094223_00000352066_00451_31567_3315.N1	14-MAR-2008 09:42:23	Bright	34.500	92	53Eps Cyg	2.5000	4500.0	69	31567	No
136	GOM_NL__2PRFIN20080314_095038_00000512066_00451_31567_3316.N1	14-MAR-2008 09:50:38	Tw_i_and_stray	51.000	11	53Alp Aql	0.76500	8000.0	102	31567	No
137	GOM_NL__2PRFIN20080314_100041_00000482066_00451_31567_3317.N1	14-MAR-2008 10:00:41	Dark	47.500	155	41Pi Sgr	2.9000	6600.0	95	31567	No
138	GOM_NL__2PRFIN20080314_100242_00000482066_00451_31567_3318.N1	14-MAR-2008 10:02:42	Dark	48.000	57	34Sig Sgr	2.0660	26000.	96	31567	No
139	GOM_NL__2PRFIN20080314_100608_00000482066_00451_31567_3319.N1	14-MAR-2008 10:06:08	Dark	48.000	38	20Eps Sgr	1.8360	11000.	96	31567	No
140	GOM_NL__2PRFIN20080314_100943_00000512066_00452_31568_3339.N1	14-MAR-2008 10:09:43	Dark	50.500	25	35Lam Sco	1.6200	28000.	101	31568	No
141	GOM_NL__2PRFIN20080314_101559_00000382066_00452_31568_3340.N1	14-MAR-2008 10:15:59	Dark	37.500	134	Bet TrA	2.8100	6600.0	75	31568	No
142	GOM_NL__2PRFIN20080314_101842_00000572066_00452_31568_3341.N1	14-MAR-2008 10:18:42	Dark	57.000	4	Alp1Cen	-0.010000	5800.0	114	31568	No
143	GOM_NL__2PRFIN20080314_101956_00000502066_00452_31568_3342.N1	14-MAR-2008 10:19:56	Dark	50.000	10	Bet Cen	0.61000	28000.	100	31568	No
144	GOM_NL__2PRFIN20080314_102311_00000442066_00452_31568_3343.N1	14-MAR-2008 10:23:11	Straylight	44.000	26	Gam Cru	1.6240	2900.0	88	31568	No
145	GOM_NL__2PRFIN20080314_102454_00000412066_00452_31568_3344.N1	14-MAR-2008 10:24:54	Straylight	40.500	64	Gam Cen	2.2000	10600.	81	31568	No
146	GOM_NL__2PRFIN20080314_102703_00000492066_00452_31568_3345.N1	14-MAR-2008 10:27:03	Straylight	49.000	123	lot Cen	2.7500	10200.	98	31568	No
147	GOM_NL__2PRFIN20080314_103257_00000522066_00452_31568_3346.N1	14-MAR-2008 10:32:57	Straylight	51.500	106	9Bet Crv	2.6480	5600.0	103	31568	No
148	GOM_NL__2PRFIN20080314_103520_00000512066_00452_31568_3347.N1	14-MAR-2008 10:35:20	Straylight	50.500	100	4Gam Crv	2.5800	13100.	101	31568	No
149	GOM_NL__2PRFIN20080314_104445_00000392066_00452_31568_3348.N1	14-MAR-2008 10:44:45	Bright	38.500	22	32Alp Leo	1.3600	15200.	77	31568	No
150	GOM_NL__2PRFIN20080314_104702_00000392066_00452_31568_3349.N1	14-MAR-2008 10:47:02	Bright	39.000	51	41Gam1Leo	2.0100	4500.0	78	31568	No
151	GOM_NL__2PRFIN20080314_105453_00000402066_00452_31568_3350.N1	14-MAR-2008 10:54:53	Bright	39.500	174	52Psi UMa	3.0040	4400.0	79	31568	No
152	GOM_NL__2PRFIN20080314_105803_00000382066_00452_31568_3351.N1	14-MAR-2008 10:58:03	Bright	38.000	82	48Bet UMa	2.3650	10600.	76	31568	No
153	GOM_NL__2PRFIN20080314_105932_00000402066_00452_31568_3352.N1	14-MAR-2008 10:59:32	Bright	39.500	36	50Alp UMa	1.8000	6300.0	79	31568	No
154	GOM_NL__2PRFIN20080314_110116_00000472066_00452_31568_3353.N1	14-MAR-2008 11:01:16	Bright	46.500	32	77Eps UMa	1.7630	11000.	93	31568	No
155	GOM_NL__2PRFIN20080314_110638_00000402066_00452_31568_3354.N1	14-MAR-2008 11:06:38	Bright	39.500	60	7Bet UMi	2.0810	3950.0	79	31568	No
156	GOM_NL__2PRFIN20080314_111944_00000362066_00452_31568_3355.N1	14-MAR-2008 11:19:44	Bright	36.000	19	50Alp Cyg	1.2460	10500.	72	31568	No
157	GOM_NL__2PRFIN20080314_112118_00000382066_00452_31568_3356.N1	14-MAR-2008 11:21:18	Bright	37.500	66	37Gam Cyg	2.2080	5900.0	75	31568	No
158	GOM_NL__2PRFIN20080314_112259_00000362066_00452_31568_3357.N1	14-MAR-2008 11:22:59	Bright	36.000	92	53Eps Cyg	2.5000	4500.0	72	31568	No
159	GOM_NL__2PRFIN20080314_113114_00000542066_00452_31568_3358.N1	14-MAR-2008 11:31:14	Tw_i_and_stray	54.000	11	53Alp Aql	0.76500	8000.0	108	31568	No
160	GOM_NL__2PRFIN20080314_114118_00000452066_00452_31568_3359.N1	14-MAR-2008 11:41:18	Dark	45.000	155	41Pi Sgr	2.9000	6600.0	90	31568	No

161	GOM_NL__2PRFIN20080314_114319_000000472066_00452_31568_3360.N1	14-MAR-2008 11:43:19	Dark	46.500	57	34Sig Sgr	2.0660	26000.	93	31568	No
162	GOM_NL__2PRFIN20080314_114645_000000532066_00452_31568_3361.N1	14-MAR-2008 11:46:45	Dark	53.000	38	20Eps Sgr	1.8360	11000.	106	31568	No
163	GOM_NL__2PRFIN20080314_115020_000000552066_00453_31569_3450.N1	14-MAR-2008 11:50:20	Dark	55.000	25	35Lam Sco	1.6200	28000.	110	31569	No
164	GOM_NL__2PRFIN20080314_115635_000000382066_00453_31569_3451.N1	14-MAR-2008 11:56:35	Dark	38.000	134	Bet TrA	2.8100	6600.0	76	31569	No
165	GOM_NL__2PRFIN20080314_115919_000000422066_00453_31569_3452.N1	14-MAR-2008 11:59:19	Dark	42.000	4	Alp1Cen	-0.010000	5800.0	84	31569	No
166	GOM_NL__2PRFIN20080314_120033_000000422066_00453_31569_3453.N1	14-MAR-2008 12:00:33	Dark	42.000	10	Bet Cen	0.61000	28000.	84	31569	No
167	GOM_NL__2PRFIN20080314_120347_000000472066_00453_31569_3454.N1	14-MAR-2008 12:03:47	Straylight	46.500	26	Gam Cru	1.6240	2900.0	93	31569	No
168	GOM_NL__2PRFIN20080314_120530_000000432066_00453_31569_3455.N1	14-MAR-2008 12:05:30	Straylight	43.000	64	Gam Cen	2.2000	10600.	86	31569	No
169	GOM_NL__2PRFIN20080314_120739_000000512066_00453_31569_3456.N1	14-MAR-2008 12:07:39	Straylight	51.000	123	lot Cen	2.7500	10200.	102	31569	No
170	GOM_NL__2PRFIN20080314_121334_000000532066_00453_31569_3457.N1	14-MAR-2008 12:13:34	Straylight	52.500	106	9Bet Crv	2.6480	5600.0	105	31569	No
171	GOM_NL__2PRFIN20080314_121556_000000512066_00453_31569_3458.N1	14-MAR-2008 12:15:56	Straylight	50.500	100	4Gam Crv	2.5800	13100.	101	31569	No
172	GOM_NL__2PRFIN20080314_122521_000000372066_00453_31569_3459.N1	14-MAR-2008 12:25:21	Bright	37.000	22	32Alp Leo	1.3600	15200.	74	31569	No
173	GOM_NL__2PRFIN20080314_122737_000000382066_00453_31569_3460.N1	14-MAR-2008 12:27:37	Bright	38.000	51	41Gam1Leo	2.0100	4500.0	76	31569	No
174	GOM_NL__2PRFIN20080314_123529_000000402066_00453_31569_3461.N1	14-MAR-2008 12:35:29	Bright	40.000	174	52Psi UMa	3.0040	4400.0	80	31569	No
175	GOM_NL__2PRFIN20080314_123838_000000362066_00453_31569_3462.N1	14-MAR-2008 12:38:38	Bright	36.000	82	48Bet UMa	2.3650	10600.	72	31569	No
176	GOM_NL__2PRFIN20080314_124007_000000392066_00453_31569_3463.N1	14-MAR-2008 12:40:07	Bright	39.000	36	50Alp UMa	1.8000	6300.0	78	31569	No
177	GOM_NL__2PRFIN20080314_124151_000000462066_00453_31569_3464.N1	14-MAR-2008 12:41:51	Bright	46.000	32	77Eps UMa	1.7630	11000.	92	31569	No
178	GOM_NL__2PRFIN20080314_124714_000000382066_00453_31569_3465.N1	14-MAR-2008 12:47:14	Bright	37.500	60	7Bet UMi	2.0810	3950.0	75	31569	No
179	GOM_NL__2PRFIN20080314_130020_000000372066_00453_31569_3466.N1	14-MAR-2008 13:00:20	Bright	37.000	19	50Alp Cyg	1.2460	10500.	74	31569	No
180	GOM_NL__2PRFIN20080314_130154_000000362066_00453_31569_3467.N1	14-MAR-2008 13:01:54	Bright	35.500	66	37Gam Cyg	2.2080	5900.0	71	31569	No
181	GOM_NL__2PRFIN20080314_130335_000000352066_00453_31569_3468.N1	14-MAR-2008 13:03:35	Bright	34.500	92	53Eps Cyg	2.5000	4500.0	69	31569	No
182	GOM_NL__2PRFIN20080314_131151_000000512066_00453_31569_3469.N1	14-MAR-2008 13:11:51	Tw_i_and_stray	50.500	11	53Alp Aql	0.76500	8000.0	101	31569	No
183	GOM_NL__2PRFIN20080314_132154_000000452066_00453_31569_3470.N1	14-MAR-2008 13:21:54	Dark	45.000	155	41Pi Sgr	2.9000	6600.0	90	31569	No
184	GOM_NL__2PRFIN20080314_132356_000000452066_00453_31569_3471.N1	14-MAR-2008 13:23:56	Dark	44.500	57	34Sig Sgr	2.0660	26000.	89	31569	No
185	GOM_NL__2PRFIN20080314_132722_000000472066_00453_31569_3472.N1	14-MAR-2008 13:27:22	Dark	47.000	38	20Eps Sgr	1.8360	11000.	94	31569	No
186	GOM_NL__2PRFIN20080314_133057_000000502066_00454_31570_3472.N1	14-MAR-2008 13:30:57	Dark	49.500	25	35Lam Sco	1.6200	28000.	99	31570	No
187	GOM_NL__2PRFIN20080314_133712_000000392066_00454_31570_3473.N1	14-MAR-2008 13:37:12	Dark	38.500	134	Bet TrA	2.8100	6600.0	77	31570	No
188	GOM_NL__2PRFIN20080314_133955_000000452066_00454_31570_3474.N1	14-MAR-2008 13:39:55	Dark	45.000	4	Alp1Cen	-0.010000	5800.0	90	31570	No
189	GOM_NL__2PRFIN20080314_134109_000000432066_00454_31570_3475.N1	14-MAR-2008 13:41:09	Dark	42.500	10	Bet Cen	0.61000	28000.	85	31570	No
190	GOM_NL__2PRFIN20080314_134424_000000472066_00454_31570_3476.N1	14-MAR-2008 13:44:24	Straylight	46.500	26	Gam Cru	1.6240	2900.0	93	31570	No
191	GOM_NL__2PRFIN20080314_134607_000000392066_00454_31570_3477.N1	14-MAR-2008 13:46:07	Straylight	39.000	64	Gam Cen	2.2000	10600.	78	31570	No
192	GOM_NL__2PRFIN20080314_134816_000000512066_00454_31570_3478.N1	14-MAR-2008 13:48:16	Straylight	50.500	123	lot Cen	2.7500	10200.	101	31570	No
193	GOM_NL__2PRFIN20080314_135410_000000492066_00454_31570_3479.N1	14-MAR-2008 13:54:10	Straylight	49.000	106	9Bet Crv	2.6480	5600.0	98	31570	No
194	GOM_NL__2PRFIN20080314_135632_000000482066_00454_31570_3480.N1	14-MAR-2008 13:56:32	Straylight	48.000	100	4Gam Crv	2.5800	13100.	96	31570	No
195	GOM_NL__2PRFIN20080314_140557_000000382066_00454_31570_3481.N1	14-MAR-2008 14:05:57	Bright	37.500	22	32Alp Leo	1.3600	15200.	75	31570	No
196	GOM_NL__2PRFIN20080314_140813_000000382066_00454_31570_3482.N1	14-MAR-2008 14:08:13	Bright	37.500	51	41Gam1Leo	2.0100	4500.0	75	31570	No
197	GOM_NL__2PRFIN20080314_141604_000000392066_00454_31570_3483.N1	14-MAR-2008 14:16:04	Bright	39.000	174	52Psi UMa	3.0040	4400.0	78	31570	No
198	GOM_NL__2PRFIN20080314_141914_000000382066_00454_31570_3484.N1	14-MAR-2008 14:19:14	Bright	38.000	82	48Bet UMa	2.3650	10600.	76	31570	No
199	GOM_NL__2PRFIN20080314_142043_000000392066_00454_31570_3485.N1	14-MAR-2008 14:20:43	Bright	39.000	36	50Alp UMa	1.8000	6300.0	78	31570	No
200	GOM_NL__2PRFIN20080314_142226_000000462066_00454_31570_3486.N1	14-MAR-2008 14:22:26	Bright	46.000	32	77Eps UMa	1.7630	11000.	92	31570	No
201	GOM_NL__2PRFIN20080314_142749_000000402066_00454_31570_3487.N1	14-MAR-2008 14:27:49	Bright	39.500	60	7Bet UMi	2.0810	3950.0	79	31570	No
202	GOM_NL__2PRFIN20080314_144055_000000372066_00454_31570_3488.N1	14-MAR-2008 14:40:55	Bright	36.500	19	50Alp Cyg	1.2460	10500.	73	31570	No
203	GOM_NL__2PRFIN20080314_144230_000000382066_00454_31570_3489.N1	14-MAR-2008 14:42:30	Bright	37.500	66	37Gam Cyg	2.2080	5900.0	75	31570	No
204	GOM_NL__2PRFIN20080314_144411_000000362066_00454_31570_3490.N1	14-MAR-2008 14:44:11	Bright	36.000	92	53Eps Cyg	2.5000	4500.0	72	31570	No
205	GOM_NL__2PRFIN20080314_145227_000000542066_00454_31570_3491.N1	14-MAR-2008 14:52:27	Tw_i_and_stray	53.500	11	53Alp Aql	0.76500	8000.0	107	31570	No
206	GOM_NL__2PRFIN20080314_150231_000000432066_00454_31570_3492.N1	14-MAR-2008 15:02:31	Dark	42.500	155	41Pi Sgr	2.9000	6600.0	85	31570	No
207	GOM_NL__2PRFIN20080314_150432_000000482066_00454_31570_3493.N1	14-MAR-2008 15:04:32	Dark	47.500	57	34Sig Sgr	2.0660	26000.	95	31570	No
208	GOM_NL__2PRFIN20080314_150759_000000532066_00454_31570_3494.N1	14-MAR-2008 15:07:59	Dark	53.000	38	20Eps Sgr	1.8360	11000.	106	31570	No
209	GOM_NL__2PRFIN20080314_151134_000000522066_00455_31571_3480.N1	14-MAR-2008 15:11:34	Dark	52.000	25	35Lam Sco	1.6200	28000.	104	31571	No
210	GOM_NL__2PRFIN20080314_151748_000000392066_00455_31571_3481.N1	14-MAR-2008 15:17:48	Dark	38.500	134	Bet TrA	2.8100	6600.0	77	31571	No
211	GOM_NL__2PRFIN20080314_152032_000000562066_00455_31571_3482.N1	14-MAR-2008 15:20:32	Dark	56.000	4	Alp1Cen	-0.010000	5800.0	112	31571	No
212	GOM_NL__2PRFIN20080314_152145_000000402066_00455_31571_3483.N1	14-MAR-2008 15:21:45	Dark	40.000	10	Bet Cen	0.61000	28000.	80	31571	No
213	GOM_NL__2PRFIN20080314_152500_000000452066_00455_31571_3484.N1	14-MAR-2008 15:25:00	Straylight	44.500	26	Gam Cru	1.6240	2900.0	89	31571	No
214	GOM_NL__2PRFIN20080314_152643_000000442066_00455_31571_3485.N1	14-MAR-2008 15:26:43	Straylight	43.500	64	Gam Cen	2.2000	10600.	87	31571	No
215	GOM_NL__2PRFIN20080314_152852_000000492066_00455_31571_3486.N1	14-MAR-2008 15:28:52	Straylight	48.500	123	lot Cen	2.7500	10200.	97	31571	No
216	GOM_NL__2PRFIN20080314_153446_000000572066_00455_31571_3487.N1	14-MAR-2008 15:34:46	Straylight	57.000	106	9Bet Crv	2.6480	5600.0	114	31571	No
217	GOM_NL__2PRFIN20080314_153708_000000472066_00455_31571_3488.N1	14-MAR-2008 15:37:08	Straylight	46.500	100	4Gam Crv	2.5800	13100.	93	31571	No
218	GOM_NL__2PRFIN20080314_154633_000000382066_00455_31571_3489.N1	14-MAR-2008 15:46:33	Bright	38.000	22	32Alp Leo	1.3600	15200.	76	31571	No
219	GOM_NL__2PRFIN20080314_154849_000000462066_00455_31571_3490.N1	14-MAR-2008 15:48:49	Bright	45.500	51	41Gam1Leo	2.0100	4500.0	91	31571	No

220	GOM_NL__2PRFIN20080314_155640_000000392066_00455_31571_3491.N1	14-MAR-2008 15:56:40	Bright	38.500	174	52Psi UMa	3.0040	4400.0	77	31571	No
221	GOM_NL__2PRFIN20080314_155950_000000382066_00455_31571_3492.N1	14-MAR-2008 15:59:50	Bright	37.500	82	48Bet UMa	2.3650	10600.	75	31571	No
222	GOM_NL__2PRFIN20080314_160119_000000402066_00455_31571_3493.N1	14-MAR-2008 16:01:19	Bright	39.500	36	50Alp UMa	1.8000	6300.0	79	31571	No
223	GOM_NL__2PRFIN20080314_160302_000000472066_00455_31571_3494.N1	14-MAR-2008 16:03:02	Bright	46.500	32	77Eps UMa	1.7630	11000.	93	31571	No
224	GOM_NL__2PRFIN20080314_160825_000000522066_00455_31571_3495.N1	14-MAR-2008 16:08:25	Bright	52.000	60	7Bet UMi	2.0810	3950.0	104	31571	No
225	GOM_NL__2PRFIN20080314_162131_000000352066_00455_31571_3496.N1	14-MAR-2008 16:21:31	Bright	35.000	19	50Alp Cyg	1.2460	10500.	70	31571	No
226	GOM_NL__2PRFIN20080314_162306_000000362066_00455_31571_3497.N1	14-MAR-2008 16:23:06	Bright	36.000	66	37Gam Cyg	2.2080	5900.0	72	31571	No
227	GOM_NL__2PRFIN20080314_162447_000000372066_00455_31571_3498.N1	14-MAR-2008 16:24:47	Bright	36.500	92	53Eps Cyg	2.5000	4500.0	73	31571	No
228	GOM_NL__2PRFIN20080314_163303_000000532066_00455_31571_3499.N1	14-MAR-2008 16:33:03	Twilight	53.000	11	53Alp Aql	0.76500	8000.0	106	31571	No
229	GOM_NL__2PRFIN20080314_164308_000000442066_00455_31571_3500.N1	14-MAR-2008 16:43:08	Dark	43.500	155	41Pi Sgr	2.9000	6600.0	87	31571	No
230	GOM_NL__2PRFIN20080314_164509_000000452066_00455_31571_3501.N1	14-MAR-2008 16:45:09	Dark	44.500	57	34Sig Sgr	2.0660	26000.	89	31571	No
231	GOM_NL__2PRFIN20080314_164836_000000452066_00455_31571_3502.N1	14-MAR-2008 16:48:36	Dark	45.000	38	20Eps Sgr	1.8360	11000.	90	31571	No
232	GOM_NL__2PRFIN20080314_165211_000000522066_00456_31572_3500.N1	14-MAR-2008 16:52:11	Dark	51.500	25	35Lam Sco	1.6200	28000.	103	31572	No
233	GOM_NL__2PRFIN20080314_165825_000000402066_00456_31572_3501.N1	14-MAR-2008 16:58:25	Dark	39.500	134	Bet TrA	2.8100	6600.0	79	31572	No
234	GOM_NL__2PRFIN20080314_170108_000000462066_00456_31572_3502.N1	14-MAR-2008 17:01:08	Dark	46.000	4	Alp1Cen	-0.010000	5800.0	92	31572	No
235	GOM_NL__2PRFIN20080314_170222_000000412066_00456_31572_3503.N1	14-MAR-2008 17:02:22	Dark	41.000	10	Bet Cen	0.61000	28000.	82	31572	No
236	GOM_NL__2PRFIN20080314_170537_000000512066_00456_31572_3504.N1	14-MAR-2008 17:05:37	Straylight	51.000	26	Gam Cru	1.6240	2900.0	102	31572	No
237	GOM_NL__2PRFIN20080314_170719_000000412066_00456_31572_3505.N1	14-MAR-2008 17:07:19	Straylight	41.000	64	Gam Cen	2.2000	10600.	82	31572	No
238	GOM_NL__2PRFIN20080314_170929_000000522066_00456_31572_3506.N1	14-MAR-2008 17:09:29	Straylight	51.500	123	lot Cen	2.7500	10200.	103	31572	No
239	GOM_NL__2PRFIN20080314_171522_000000582066_00456_31572_3507.N1	14-MAR-2008 17:15:22	Straylight	57.500	106	9Bet Crv	2.6480	5600.0	115	31572	No
240	GOM_NL__2PRFIN20080314_171744_000000502066_00456_31572_3508.N1	14-MAR-2008 17:17:44	Straylight	50.000	100	4Gam Crv	2.5800	13100.	100	31572	No
241	GOM_NL__2PRFIN20080314_172709_000000382066_00456_31572_3509.N1	14-MAR-2008 17:27:09	Bright	38.000	22	32Alp Leo	1.3600	15200.	76	31572	No
242	GOM_NL__2PRFIN20080314_172925_000000382066_00456_31572_3510.N1	14-MAR-2008 17:29:25	Bright	38.000	51	41Gam1Leo	2.0100	4500.0	76	31572	No
243	GOM_NL__2PRFIN20080314_173716_000000402066_00456_31572_3511.N1	14-MAR-2008 17:37:16	Bright	40.000	174	52Psi UMa	3.0040	4400.0	80	31572	No
244	GOM_NL__2PRFIN20080314_174025_000000372066_00456_31572_3512.N1	14-MAR-2008 17:40:25	Bright	37.000	82	48Bet UMa	2.3650	10600.	74	31572	No
245	GOM_NL__2PRFIN20080314_174154_000000392066_00456_31572_3513.N1	14-MAR-2008 17:41:54	Bright	39.000	36	50Alp UMa	1.8000	6300.0	78	31572	No
246	GOM_NL__2PRFIN20080314_174337_000000462066_00456_31572_3514.N1	14-MAR-2008 17:43:37	Bright	45.500	32	77Eps UMa	1.7630	11000.	91	31572	No
247	GOM_NL__2PRFIN20080314_174901_000000412066_00456_31572_3515.N1	14-MAR-2008 17:49:01	Bright	41.000	60	7Bet UMi	2.0810	3950.0	82	31572	No
248	GOM_NL__2PRFIN20080314_180208_000000382066_00456_31572_3516.N1	14-MAR-2008 18:02:08	Bright	37.500	19	50Alp Cyg	1.2460	10500.	75	31572	No
249	GOM_NL__2PRFIN20080314_180342_000000362066_00456_31572_3517.N1	14-MAR-2008 18:03:42	Bright	36.000	66	37Gam Cyg	2.2080	5900.0	72	31572	No
250	GOM_NL__2PRFIN20080314_180524_000000352066_00456_31572_3518.N1	14-MAR-2008 18:05:24	Bright	35.000	92	53Eps Cyg	2.5000	4500.0	70	31572	No
251	GOM_NL__2PRFIN20080314_181340_000000502066_00456_31572_3519.N1	14-MAR-2008 18:13:40	Twilight	49.500	11	53Alp Aql	0.76500	8000.0	99	31572	No
252	GOM_NL__2PRFIN20080314_182345_000000462066_00456_31572_3520.N1	14-MAR-2008 18:23:45	Dark	46.000	155	41Pi Sgr	2.9000	6600.0	92	31572	No
253	GOM_NL__2PRFIN20080314_182546_000000432066_00456_31572_3521.N1	14-MAR-2008 18:25:46	Dark	43.000	57	34Sig Sgr	2.0660	26000.	86	31572	No
254	GOM_NL__2PRFIN20080314_182913_000000492066_00456_31572_3522.N1	14-MAR-2008 18:29:13	Dark	48.500	38	20Eps Sgr	1.8360	11000.	97	31572	No
255	GOM_NL__2PRFIN20080314_183248_000000532066_00457_31573_3509.N1	14-MAR-2008 18:32:48	Dark	52.500	25	35Lam Sco	1.6200	28000.	105	31573	No
256	GOM_NL__2PRFIN20080314_183901_000000372066_00457_31573_3510.N1	14-MAR-2008 18:39:01	Dark	37.000	134	Bet TrA	2.8100	6600.0	74	31573	No
257	GOM_NL__2PRFIN20080314_184145_000000452066_00457_31573_3511.N1	14-MAR-2008 18:41:45	Dark	45.000	4	Alp1Cen	-0.010000	5800.0	90	31573	No
258	GOM_NL__2PRFIN20080314_184259_000000402066_00457_31573_3512.N1	14-MAR-2008 18:42:59	Dark	40.000	10	Bet Cen	0.61000	28000.	80	31573	No
259	GOM_NL__2PRFIN20080314_184613_000000512066_00457_31573_3513.N1	14-MAR-2008 18:46:13	Straylight	51.000	26	Gam Cru	1.6240	2900.0	102	31573	No
260	GOM_NL__2PRFIN20080314_184756_000000432066_00457_31573_3514.N1	14-MAR-2008 18:47:56	Straylight	42.500	64	Gam Cen	2.2000	10600.	85	31573	No
261	GOM_NL__2PRFIN20080314_185005_000000512066_00457_31573_3515.N1	14-MAR-2008 18:50:05	Straylight	50.500	123	lot Cen	2.7500	10200.	101	31573	No
262	GOM_NL__2PRFIN20080314_185559_000000572066_00457_31573_3516.N1	14-MAR-2008 18:55:59	Straylight	56.500	106	9Bet Crv	2.6480	5600.0	113	31573	No
263	GOM_NL__2PRFIN20080314_185820_000000522066_00457_31573_3517.N1	14-MAR-2008 18:58:20	Straylight	51.500	100	4Gam Crv	2.5800	13100.	103	31573	No
264	GOM_NL__2PRFIN20080314_190745_000000382066_00457_31573_3518.N1	14-MAR-2008 19:07:45	Bright	38.000	22	32Alp Leo	1.3600	15200.	76	31573	No
265	GOM_NL__2PRFIN20080314_191001_000000382066_00457_31573_3519.N1	14-MAR-2008 19:10:01	Bright	37.500	51	41Gam1Leo	2.0100	4500.0	75	31573	No
266	GOM_NL__2PRFIN20080314_191751_000000382066_00457_31573_3520.N1	14-MAR-2008 19:17:51	Bright	38.000	174	52Psi UMa	3.0040	4400.0	76	31573	No
267	GOM_NL__2PRFIN20080314_192101_000000382066_00457_31573_3521.N1	14-MAR-2008 19:21:01	Bright	38.000	82	48Bet UMa	2.3650	10600.	76	31573	No
268	GOM_NL__2PRFIN20080314_192230_000000402066_00457_31573_3522.N1	14-MAR-2008 19:22:30	Bright	40.000	36	50Alp UMa	1.8000	6300.0	80	31573	No
269	GOM_NL__2PRFIN20080314_192412_000000462066_00457_31573_3523.N1	14-MAR-2008 19:24:12	Bright	46.000	32	77Eps UMa	1.7630	11000.	92	31573	No
270	GOM_NL__2PRFIN20080314_192936_000000402066_00457_31573_3524.N1	14-MAR-2008 19:29:36	Bright	40.000	60	7Bet UMi	2.0810	3950.0	80	31573	No
271	GOM_NL__2PRFIN20080314_194244_000000362066_00457_31573_3525.N1	14-MAR-2008 19:42:44	Bright	35.500	19	50Alp Cyg	1.2460	10500.	71	31573	No
272	GOM_NL__2PRFIN20080314_194418_000000372066_00457_31573_3526.N1	14-MAR-2008 19:44:18	Bright	36.500	66	37Gam Cyg	2.2080	5900.0	73	31573	No
273	GOM_NL__2PRFIN20080314_194600_000000342066_00457_31573_3527.N1	14-MAR-2008 19:46:00	Bright	34.000	92	53Eps Cyg	2.5000	4500.0	68	31573	No
274	GOM_NL__2PRFIN20080314_195416_000000502066_00457_31573_3528.N1	14-MAR-2008 19:54:16	Twilight	50.000	11	53Alp Aql	0.76500	8000.0	100	31573	No
275	GOM_NL__2PRFIN20080314_200422_000000472066_00457_31573_3529.N1	14-MAR-2008 20:04:22	Dark	46.500	155	41Pi Sgr	2.9000	6600.0	93	31573	No
276	GOM_NL__2PRFIN20080314_200623_000000502066_00457_31573_3530.N1	14-MAR-2008 20:06:23	Dark	50.000	57	34Sig Sgr	2.0660	26000.	100	31573	No
277	GOM_NL__2PRFIN20080314_200949_000000482066_00457_31573_3531.N1	14-MAR-2008 20:09:49	Dark	47.500	38	20Eps Sgr	1.8360	11000.	95	31573	No
278	GOM_NL__2PRFIN20080314_201325_000000512066_00458_31574_3523.N1	14-MAR-2008 20:13:25	Dark	51.000	25	35Lam Sco	1.6200	28000.	102	31574	No

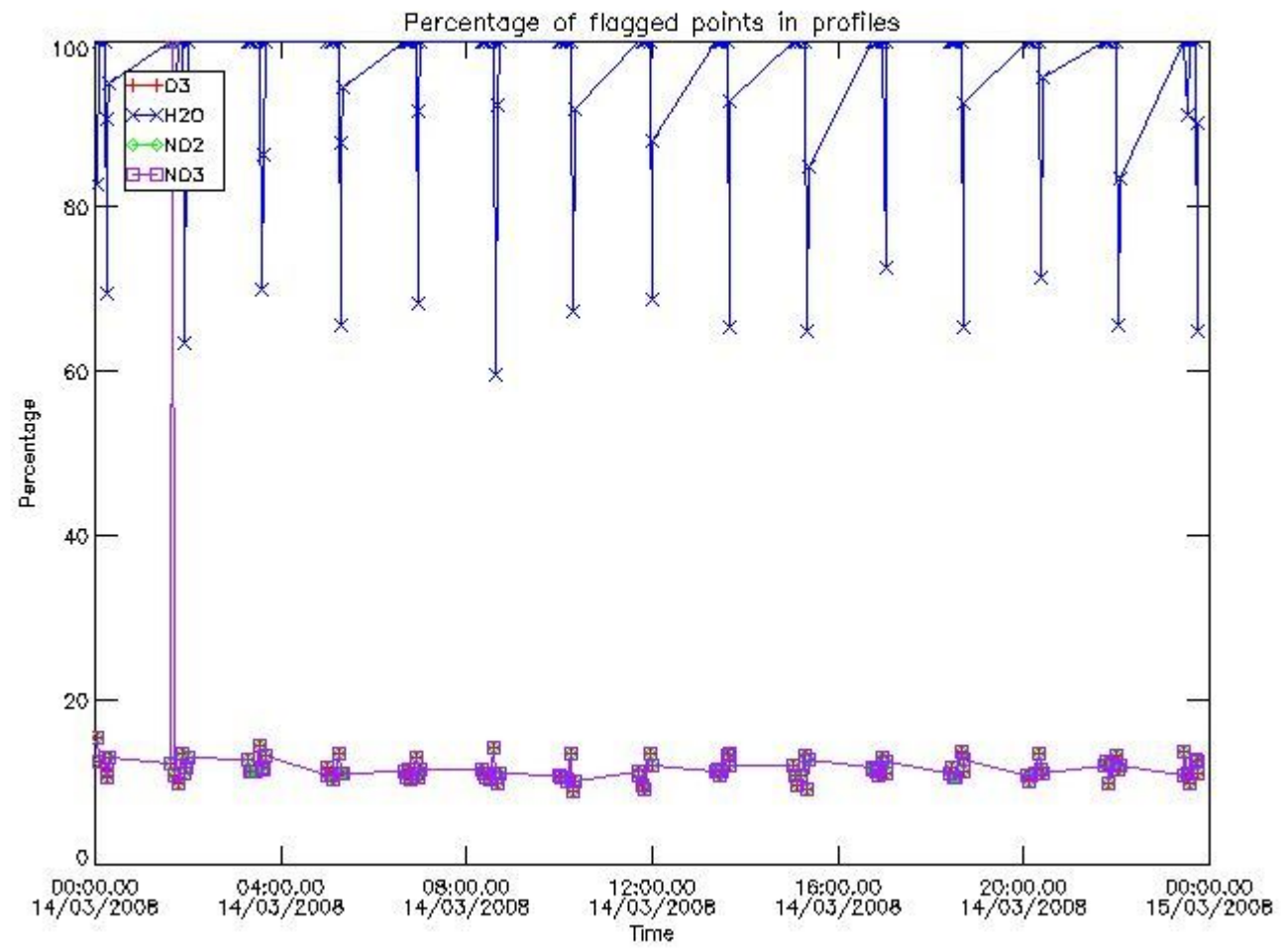
279	GOM_NL__2PRFIN20080314_201938_000000382066_00458_31574_3524.N1	14-MAR-2008 20:19:38	Dark	38.000	134	Bet TrA	2.8100	6600.0	76	31574	No
280	GOM_NL__2PRFIN20080314_202221_000000442066_00458_31574_3525.N1	14-MAR-2008 20:22:21	Dark	44.000	4	Alp1Cen	-0.010000	5800.0	88	31574	No
281	GOM_NL__2PRFIN20080314_202335_000000462066_00458_31574_3526.N1	14-MAR-2008 20:23:35	Dark	45.500	10	Bet Cen	0.61000	28000.	91	31574	No
282	GOM_NL__2PRFIN20080314_202649_000000552066_00458_31574_3527.N1	14-MAR-2008 20:26:49	Straylight	55.000	26	Gam Cru	1.6240	2900.0	110	31574	No
283	GOM_NL__2PRFIN20080314_202832_000000452066_00458_31574_3528.N1	14-MAR-2008 20:28:32	Straylight	44.500	64	Gam Cen	2.2000	10600.	89	31574	No
284	GOM_NL__2PRFIN20080314_203042_000000492066_00458_31574_3529.N1	14-MAR-2008 20:30:42	Straylight	49.000	123	lot Cen	2.7500	10200.	98	31574	No
285	GOM_NL__2PRFIN20080314_203635_000000552066_00458_31574_3530.N1	14-MAR-2008 20:36:35	Straylight	54.500	106	9Bet Crv	2.6480	5600.0	109	31574	No
286	GOM_NL__2PRFIN20080314_203856_000000482066_00458_31574_3531.N1	14-MAR-2008 20:38:56	Straylight	47.500	100	4Gam Crv	2.5800	13100.	95	31574	No
287	GOM_NL__2PRFIN20080314_204821_000000392066_00458_31574_3532.N1	14-MAR-2008 20:48:21	Bright	38.500	22	32Alp Leo	1.3600	15200.	77	31574	No
288	GOM_NL__2PRFIN20080314_205037_000000382066_00458_31574_3533.N1	14-MAR-2008 20:50:37	Bright	38.000	51	41Gam1Leo	2.0100	4500.0	76	31574	No
289	GOM_NL__2PRFIN20080314_205827_000000402066_00458_31574_3534.N1	14-MAR-2008 20:58:27	Bright	40.000	174	52Psi UMa	3.0040	4400.0	80	31574	No
290	GOM_NL__2PRFIN20080314_210137_000000372066_00458_31574_3535.N1	14-MAR-2008 21:01:37	Bright	36.500	82	48Bet UMa	2.3650	10600.	73	31574	No
291	GOM_NL__2PRFIN20080314_210306_000000402066_00458_31574_3536.N1	14-MAR-2008 21:03:06	Bright	39.500	36	50Alp UMa	1.8000	6300.0	79	31574	No
292	GOM_NL__2PRFIN20080314_210447_000000452066_00458_31574_3537.N1	14-MAR-2008 21:04:47	Bright	45.000	32	77Eps UMa	1.7630	11000.	90	31574	No
293	GOM_NL__2PRFIN20080314_211012_000000422066_00458_31574_3538.N1	14-MAR-2008 21:10:12	Bright	41.500	60	7Bet UMi	2.0810	3950.0	83	31574	No
294	GOM_NL__2PRFIN20080314_212320_000000352066_00458_31574_3539.N1	14-MAR-2008 21:23:20	Bright	34.500	19	50Alp Cyg	1.2460	10500.	69	31574	No
295	GOM_NL__2PRFIN20080314_212454_000000392066_00458_31574_3540.N1	14-MAR-2008 21:24:54	Bright	38.500	66	37Gam Cyg	2.2080	5900.0	77	31574	No
296	GOM_NL__2PRFIN20080314_212636_000000362066_00458_31574_3541.N1	14-MAR-2008 21:26:36	Bright	36.000	92	53Eps Cyg	2.5000	4500.0	72	31574	No
297	GOM_NL__2PRFIN20080314_213452_000000502066_00458_31574_3542.N1	14-MAR-2008 21:34:52	Tw_i_and_stray	49.500	11	53Alp Aql	0.76500	8000.0	99	31574	No
298	GOM_NL__2PRFIN20080314_214458_000000432066_00458_31574_3543.N1	14-MAR-2008 21:44:58	Dark	42.500	155	41Pi Sgr	2.9000	6600.0	85	31574	No
299	GOM_NL__2PRFIN20080314_214659_000000452066_00458_31574_3544.N1	14-MAR-2008 21:46:59	Dark	44.500	57	34Sig Sgr	2.0660	26000.	89	31574	No
300	GOM_NL__2PRFIN20080314_215026_000000522066_00458_31574_3545.N1	14-MAR-2008 21:50:26	Dark	51.500	38	20Eps Sgr	1.8360	11000.	103	31574	No
301	GOM_NL__2PRFIN20080314_215402_000000502066_00459_31575_3535.N1	14-MAR-2008 21:54:02	Dark	49.500	25	35Lam Sco	1.6200	28000.	99	31575	No
302	GOM_NL__2PRFIN20080314_220014_000000392066_00459_31575_3536.N1	14-MAR-2008 22:00:14	Dark	38.500	134	Bet TrA	2.8100	6600.0	77	31575	No
303	GOM_NL__2PRFIN20080314_220258_000000442066_00459_31575_3537.N1	14-MAR-2008 22:02:58	Dark	44.000	4	Alp1Cen	-0.010000	5800.0	88	31575	No
304	GOM_NL__2PRFIN20080314_220411_000000432066_00459_31575_3538.N1	14-MAR-2008 22:04:11	Dark	42.500	10	Bet Cen	0.61000	28000.	85	31575	No
305	GOM_NL__2PRFIN20080314_220725_000000522066_00459_31575_3539.N1	14-MAR-2008 22:07:25	Straylight	52.000	26	Gam Cru	1.6240	2900.0	104	31575	No
306	GOM_NL__2PRFIN20080314_220909_000000462066_00459_31575_3540.N1	14-MAR-2008 22:09:09	Straylight	46.000	64	Gam Cen	2.2000	10600.	92	31575	No
307	GOM_NL__2PRFIN20080314_221119_000000482066_00459_31575_3541.N1	14-MAR-2008 22:11:19	Straylight	48.000	123	lot Cen	2.7500	10200.	96	31575	No
308	GOM_NL__2PRFIN20080314_221711_000000552066_00459_31575_3542.N1	14-MAR-2008 22:17:11	Straylight	55.000	106	9Bet Crv	2.6480	5600.0	110	31575	No
309	GOM_NL__2PRFIN20080314_221932_000000522066_00459_31575_3543.N1	14-MAR-2008 22:19:32	Tw_i_and_stray	51.500	100	4Gam Crv	2.5800	13100.	103	31575	No
310	GOM_NL__2PRFIN20080314_222857_000000392066_00459_31575_3544.N1	14-MAR-2008 22:28:57	Bright	38.500	22	32Alp Leo	1.3600	15200.	77	31575	No
311	GOM_NL__2PRFIN20080314_223113_000000382066_00459_31575_3545.N1	14-MAR-2008 22:31:13	Bright	38.000	51	41Gam1Leo	2.0100	4500.0	76	31575	No
312	GOM_NL__2PRFIN20080314_223902_000000402066_00459_31575_3546.N1	14-MAR-2008 22:39:02	Bright	40.000	174	52Psi UMa	3.0040	4400.0	80	31575	No
313	GOM_NL__2PRFIN20080314_224212_000000382066_00459_31575_3547.N1	14-MAR-2008 22:42:12	Bright	38.000	82	48Bet UMa	2.3650	10600.	76	31575	No
314	GOM_NL__2PRFIN20080314_224341_000000392066_00459_31575_3548.N1	14-MAR-2008 22:43:41	Bright	38.500	36	50Alp UMa	1.8000	6300.0	77	31575	No
315	GOM_NL__2PRFIN20080314_224523_000000442066_00459_31575_3549.N1	14-MAR-2008 22:45:23	Bright	44.000	32	77Eps UMa	1.7630	11000.	88	31575	No
316	GOM_NL__2PRFIN20080314_225047_000000422066_00459_31575_3550.N1	14-MAR-2008 22:50:47	Bright	42.000	60	7Bet UMi	2.0810	3950.0	84	31575	No
317	GOM_NL__2PRFIN20080314_230355_000000382066_00459_31575_3551.N1	14-MAR-2008 23:03:55	Bright	38.000	19	50Alp Cyg	1.2460	10500.	76	31575	No
318	GOM_NL__2PRFIN20080314_230530_000000382066_00459_31575_3552.N1	14-MAR-2008 23:05:30	Bright	38.000	66	37Gam Cyg	2.2080	5900.0	76	31575	No
319	GOM_NL__2PRFIN20080314_230712_000000372066_00459_31575_3553.N1	14-MAR-2008 23:07:12	Bright	37.000	92	53Eps Cyg	2.5000	4500.0	74	31575	No
320	GOM_NL__2PRFIN20080314_231529_000000552066_00459_31575_3554.N1	14-MAR-2008 23:15:29	Tw_i_and_stray	55.000	11	53Alp Aql	0.76500	8000.0	110	31575	No
321	GOM_NL__2PRFIN20080314_232535_000000482066_00459_31575_3555.N1	14-MAR-2008 23:25:35	Dark	47.500	155	41Pi Sgr	2.9000	6600.0	95	31575	No
322	GOM_NL__2PRFIN20080314_232736_000000482066_00459_31575_3556.N1	14-MAR-2008 23:27:36	Dark	48.000	57	34Sig Sgr	2.0660	26000.	96	31575	No
323	GOM_NL__2PRFIN20080314_233103_000000462066_00459_31575_3557.N1	14-MAR-2008 23:31:03	Dark	45.500	38	20Eps Sgr	1.8360	11000.	91	31575	No
324	GOM_NL__2PRFIN20080314_233439_000000522066_00460_31576_3543.N1	14-MAR-2008 23:34:39	Dark	51.500	25	35Lam Sco	1.6200	28000.	103	31576	No
325	GOM_NL__2PRFIN20080314_234050_000000402066_00460_31576_3544.N1	14-MAR-2008 23:40:50	Dark	40.000	134	Bet TrA	2.8100	6600.0	80	31576	No
326	GOM_NL__2PRFIN20080314_234334_000000462066_00460_31576_3545.N1	14-MAR-2008 23:43:34	Dark	46.000	4	Alp1Cen	-0.010000	5800.0	92	31576	No
327	GOM_NL__2PRFIN20080314_234448_000000412066_00460_31576_3546.N1	14-MAR-2008 23:44:48	Dark	40.500	10	Bet Cen	0.61000	28000.	81	31576	No
328	GOM_NL__2PRFIN20080314_234802_000000402066_00460_31576_3547.N1	14-MAR-2008 23:48:02	Straylight	39.500	26	Gam Cru	1.6240	2900.0	79	31576	No
329	GOM_NL__2PRFIN20080314_234945_000000452066_00460_31576_3548.N1	14-MAR-2008 23:49:45	Straylight	44.500	64	Gam Cen	2.2000	10600.	89	31576	No
330	GOM_NL__2PRFIN20080314_235155_000000502066_00460_31576_3549.N1	14-MAR-2008 23:51:55	Straylight	49.500	123	lot Cen	2.7500	10200.	99	31576	No
331	GOM_NL__2PRFIN20080314_235747_000000572066_00460_31576_3550.N1	14-MAR-2008 23:57:47	Straylight	56.500	106	9Bet Crv	2.6480	5600.0	113	31576	No

3. Quality information per product

In this section it is plotted some information contained in the Quality Summary data set of the level 2 products. Only products in dark limb conditions and without errors (error flag in

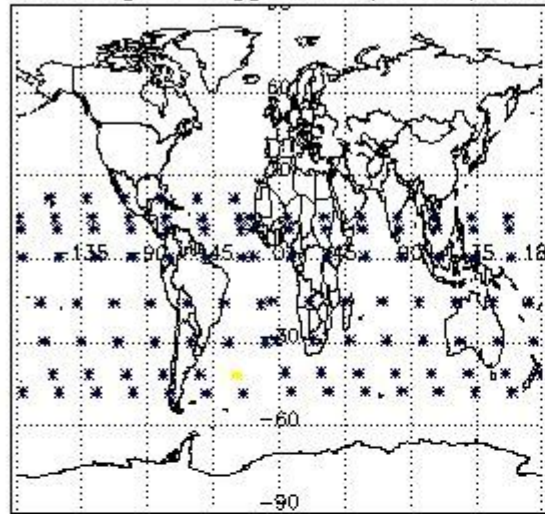
the MPH set to "0") are used.

3.1 Plot quality information per product (time dependant)

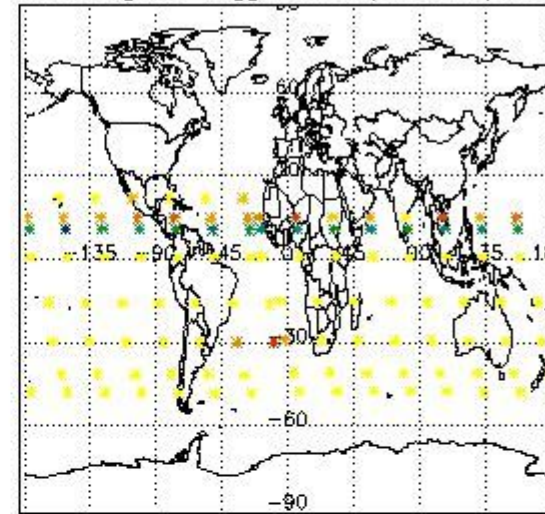


3.2 Plot quality information per product (world map)


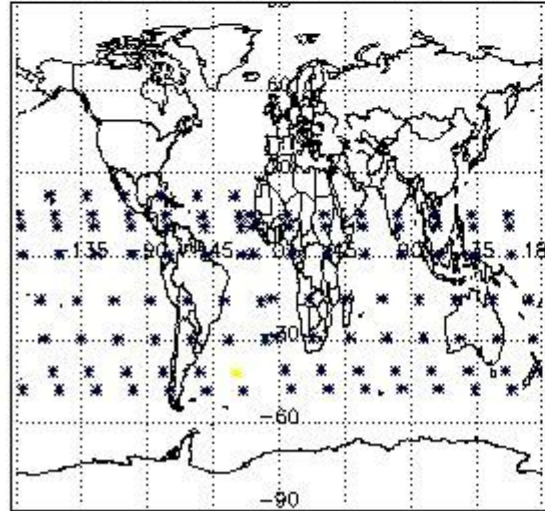
Percentage of flagged data per O3 profile



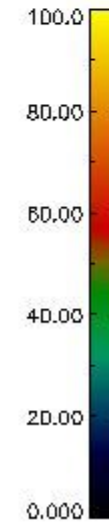
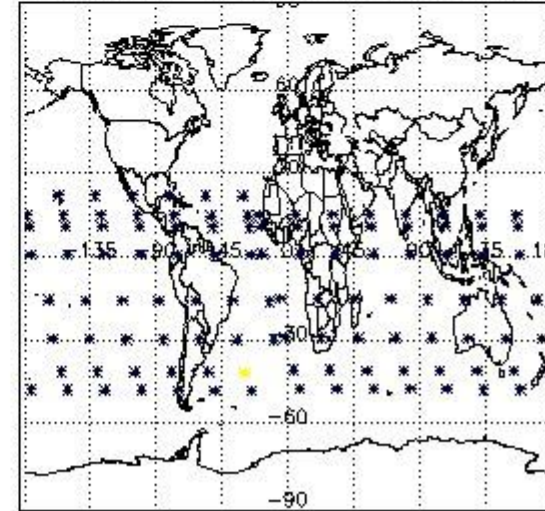
Percentage of flagged data per H2O profile



Percentage of flagged data per NO2 profile



Percentage of flagged data per NO3 profile

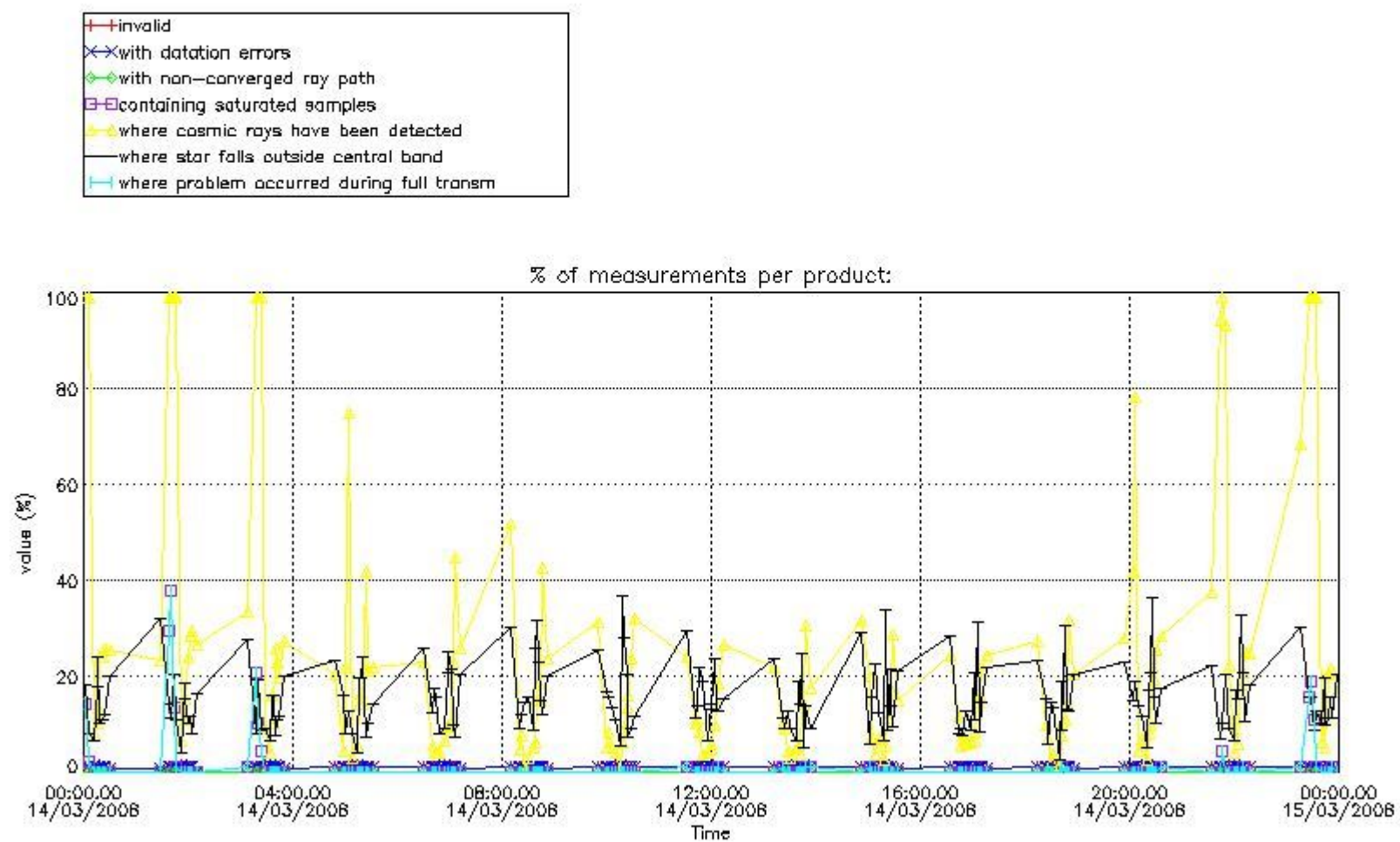


4. Level 1 quality information per product

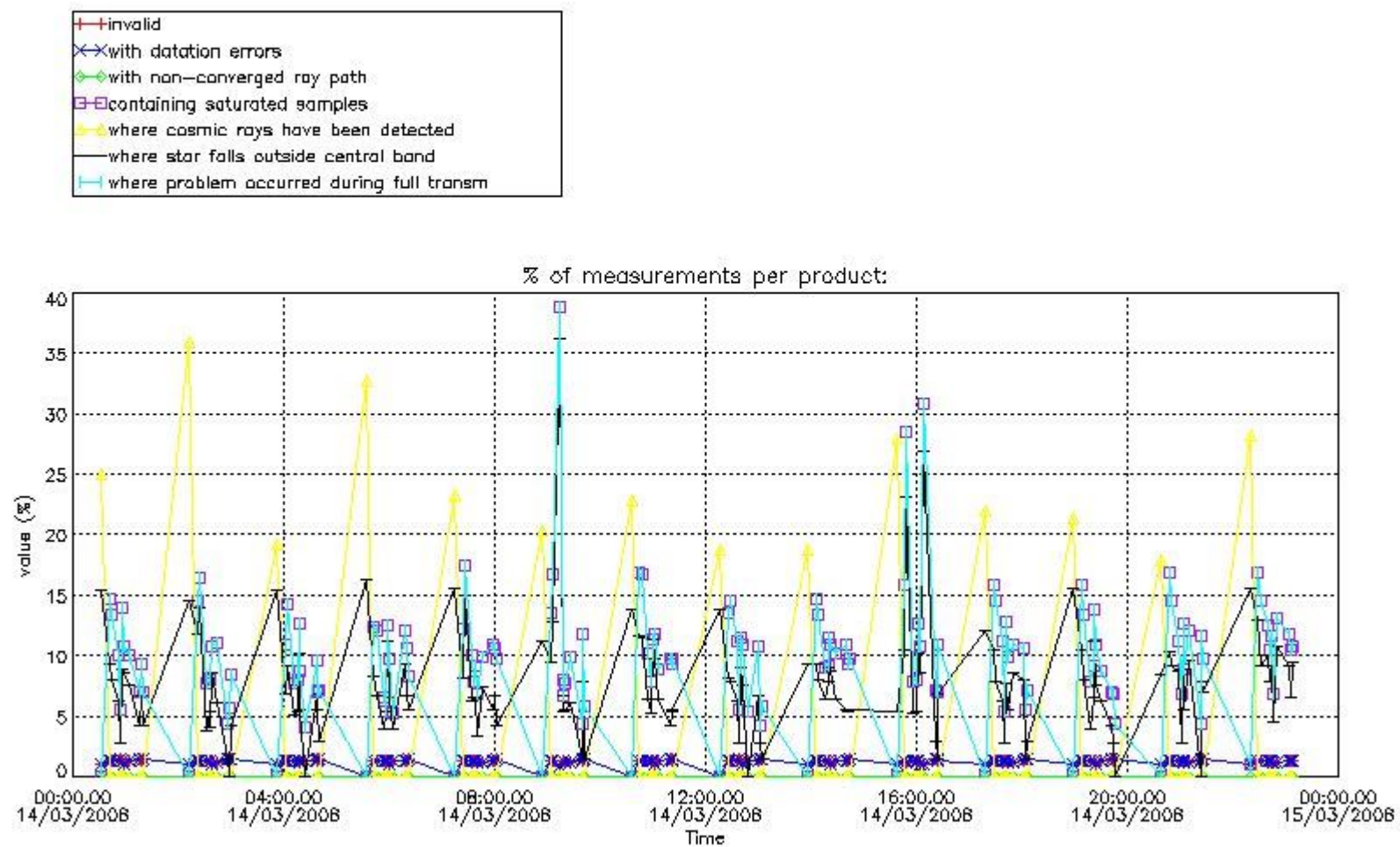
In this section it is plotted some information contained in the Quality Summary data set of the level 2 products that comes from the level 1b processing. Products without errors (error flag in the MPH set to "0") are used.

4.1 Plot quality information per product (time dependant) coming from level 1b processing

4.1.1 Plot level 1 quality information per product (time dependant): ENVISAT ASCENDING passes

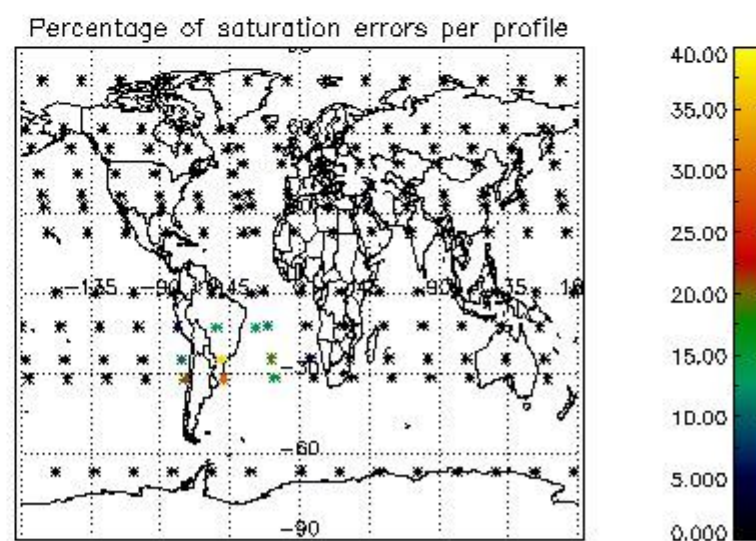
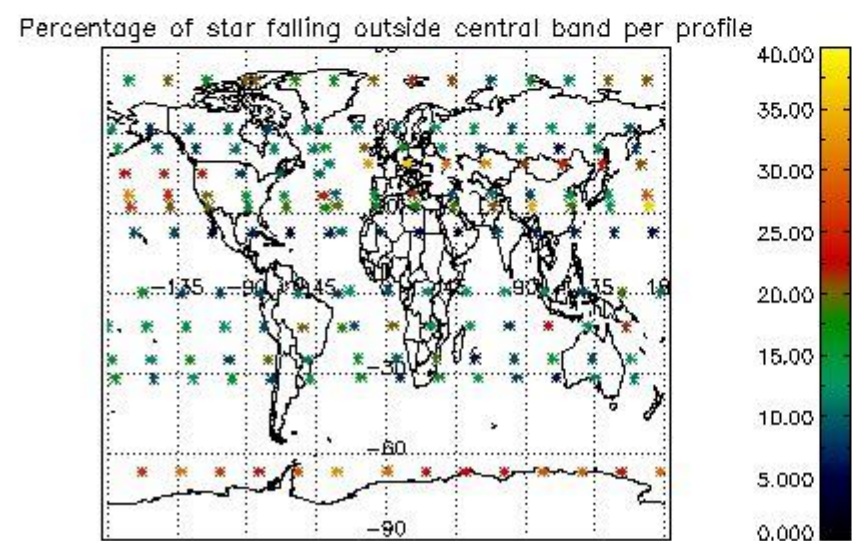
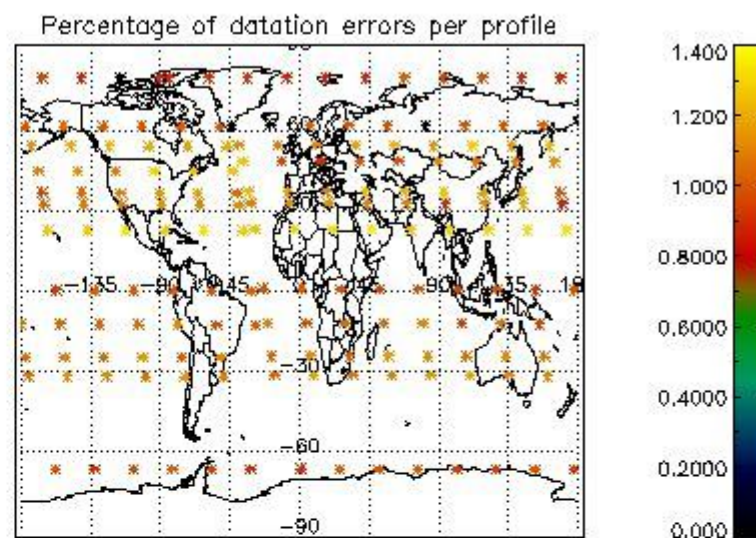
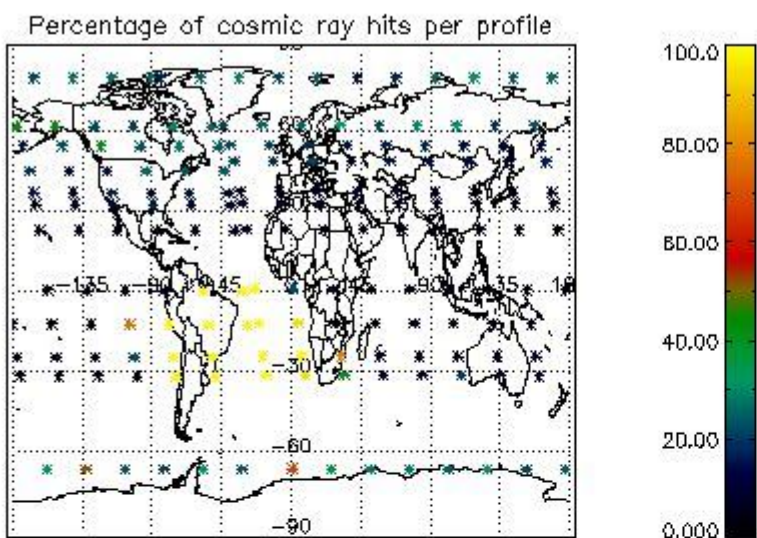


4.1.2 Plot level 1 quality information per product (time dependant): ENVI SAT DESCENDING passes



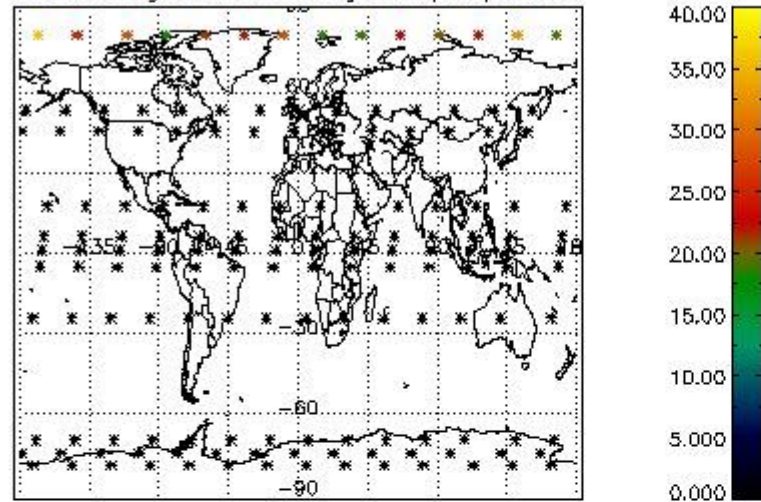
4.2 Plot quality information per product coming from level 1b processing (world map)

4.2.1 Plot level 1 quality information per product (world map): ENVISAT ASCENDING passes

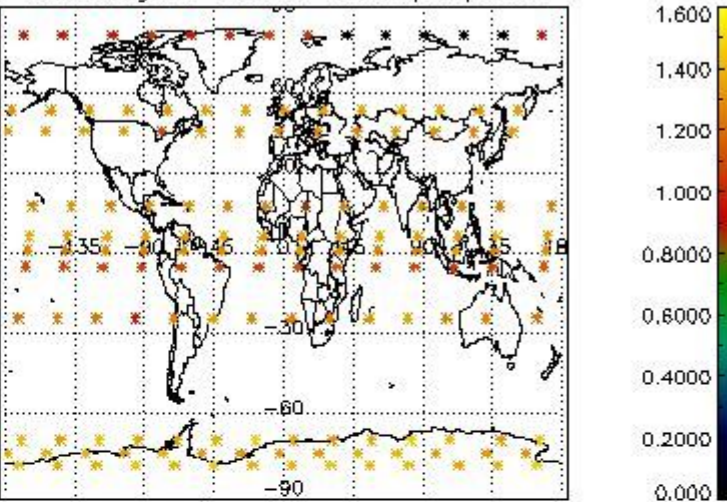


4.2.2 Plot level 1 quality information per product (world map): ENVISAT DESCENDING passes

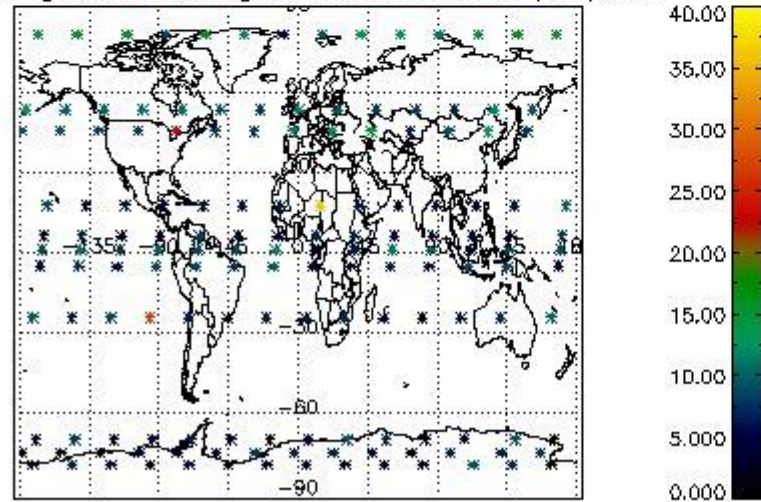
Percentage of cosmic ray hits per profile



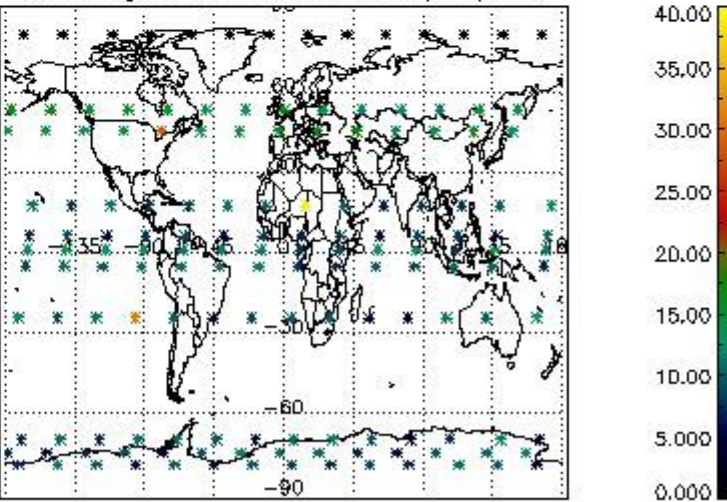
Percentage of datation errors per profile



Percentage of star falling outside central band per profile



Percentage of saturation errors per profile



5. Trace gas profiles

5.1 Ozone statistics based on quality of products

The final quality of the products can be "measured" using the STD (Standard Deviation) attached to every point profile. This information is written to the parameter GOM_NL__2P/NL_LOCAL_SPECIES_DENSITY/o3_std of the level 2 products. The table below shows the statistics for given STD ranges.

The statistics are given with respect to the overall valid production:

- Products without fatal errors: GOM_NL__2P/MPH/PRODUCT_ERR=0
- Valid point profile: GOM_NL__2P/NL_LOCAL_SPECIES_DENSITY/pcd(0)=0

The 'Criteria' is applied to valid points of dark limb products:

- Products in dark limb illumination condition: GOM_NL__2P/NL_SUMMARY_QUALITY/obs_ill_cond=0
- Products without fatal errors: GOM_NL__2P/MPH/PRODUCT_ERR=0
- Valid point profile: GOM_NL__2P/NL_LOCAL_SPECIES_DENSITY/pcd(0)=0

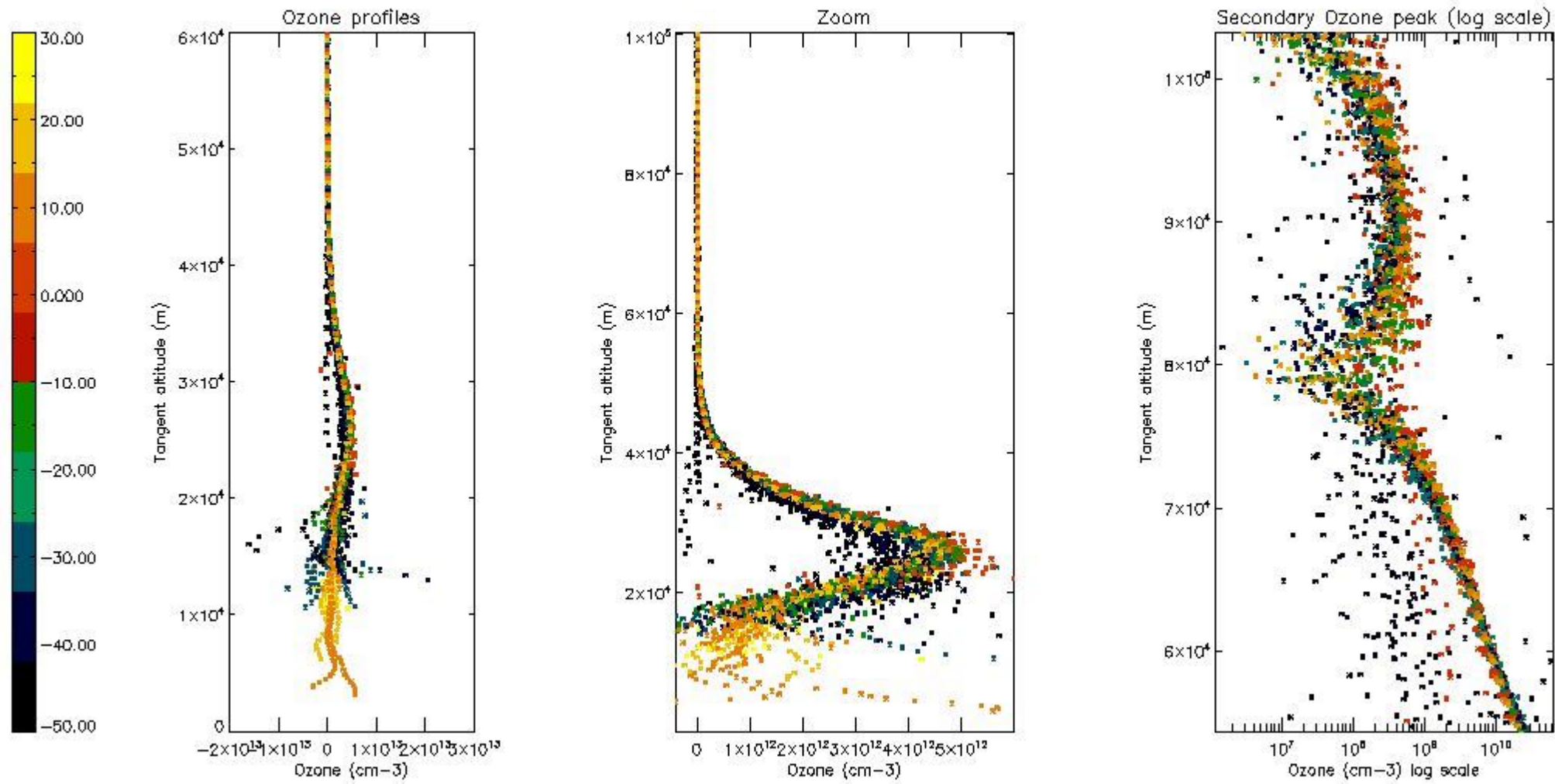
So, the table below shows the percentage of dark limb and valid observations for each criteria with respect to the overall valid daily observations.

Criteria	% of total production
All STD	35
STD < 20	21

STD < 10	17
STD < 5	13

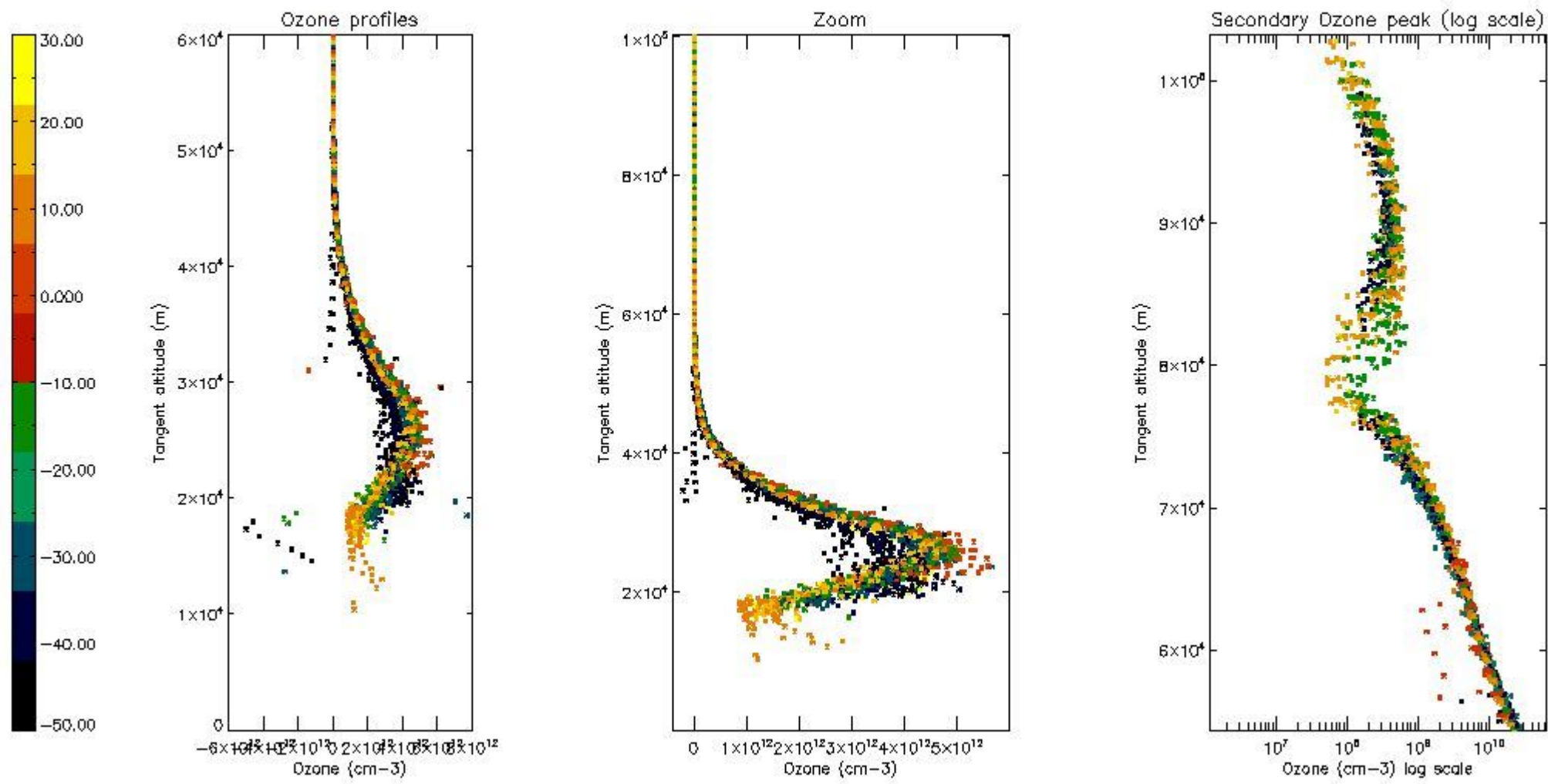
5.2 Plot ozone profiles for all STD (dark without errors)

The colorbar represents the latitude.



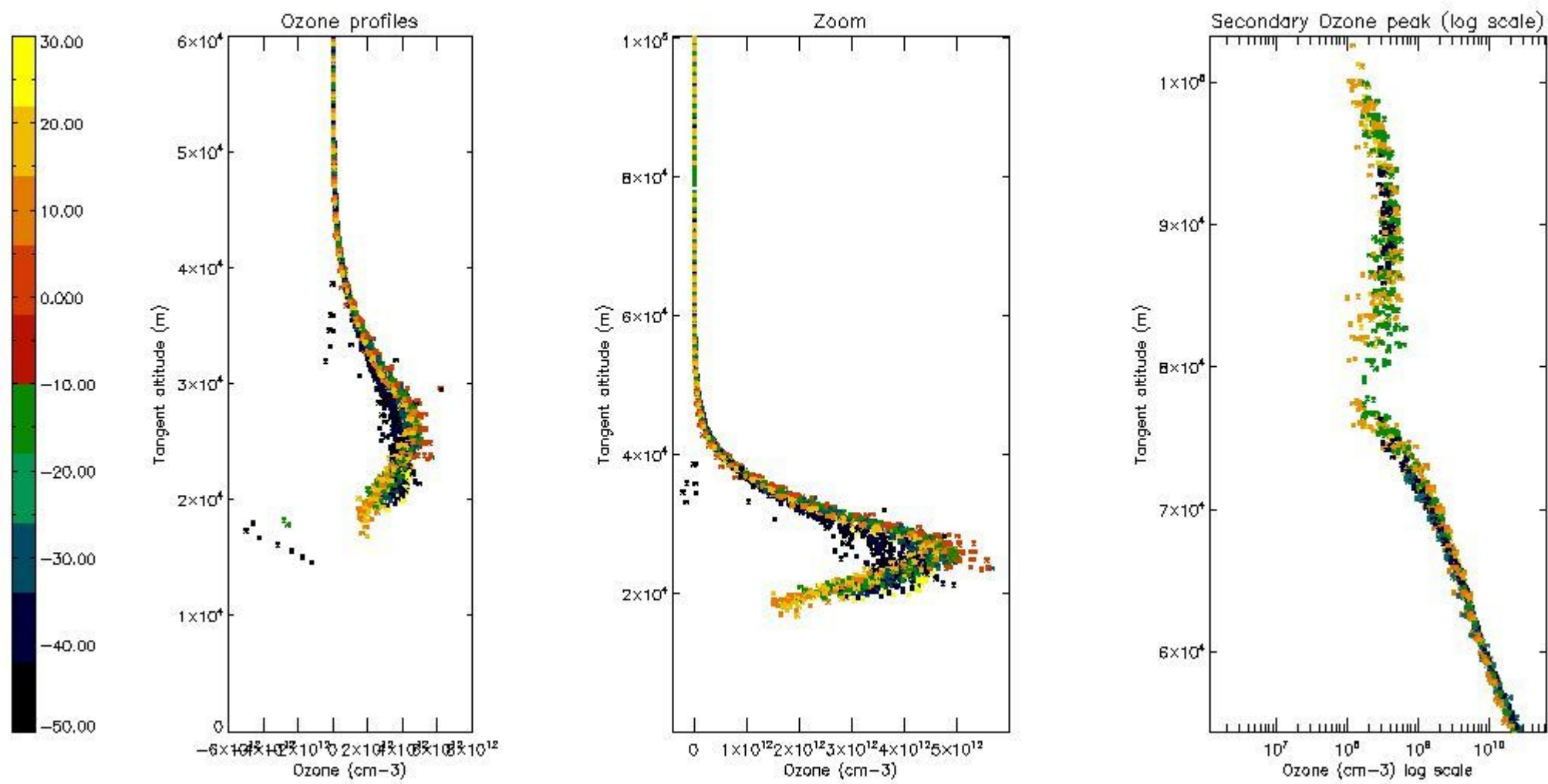
5.3 Plot ozone profiles where STD < 20% (dark without errors)

The colorbar represents the latitude.



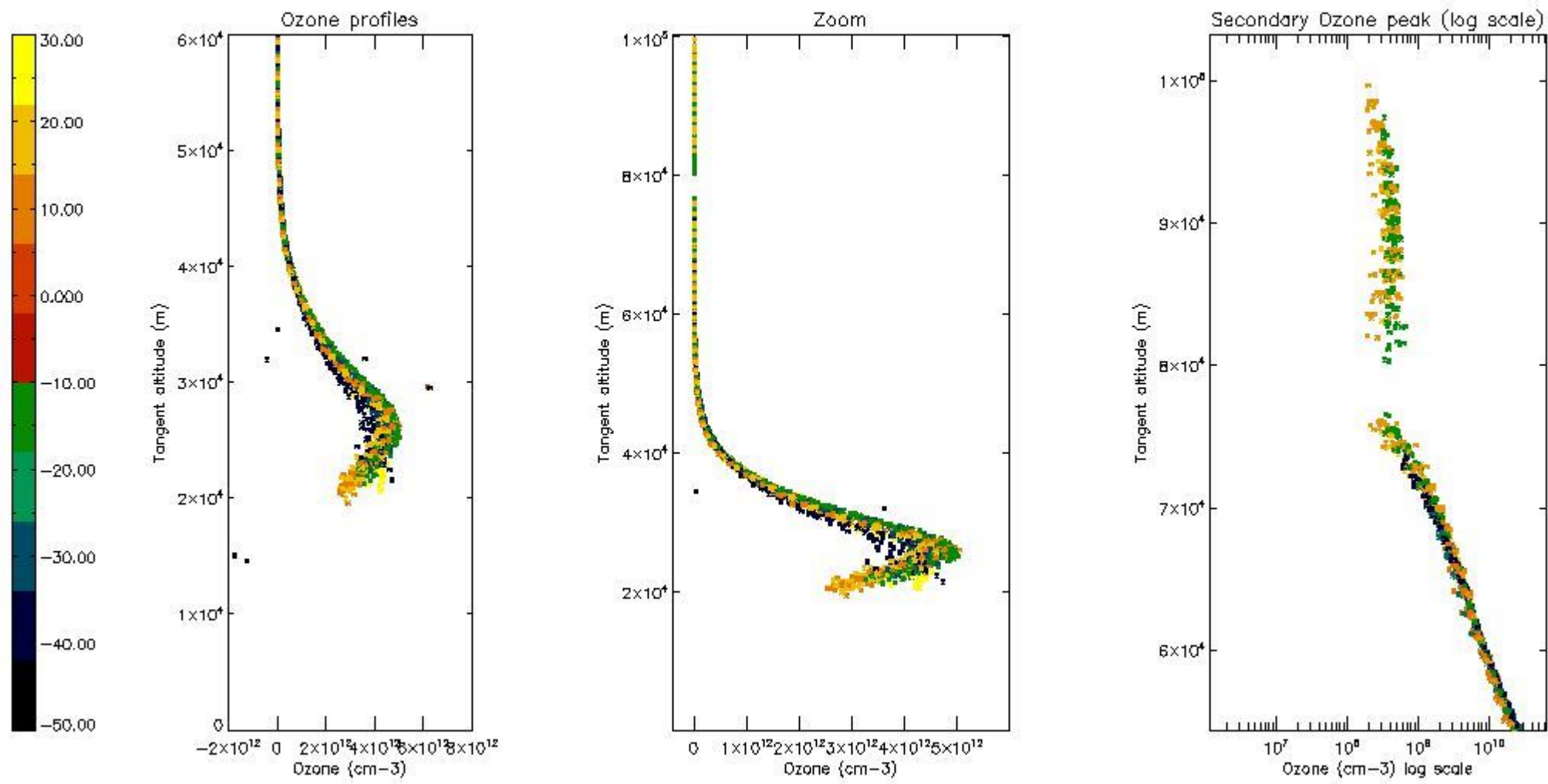
5.4 Plot ozone profiles where STD < 10% (dark without errors)

The colorbar represents the latitude.



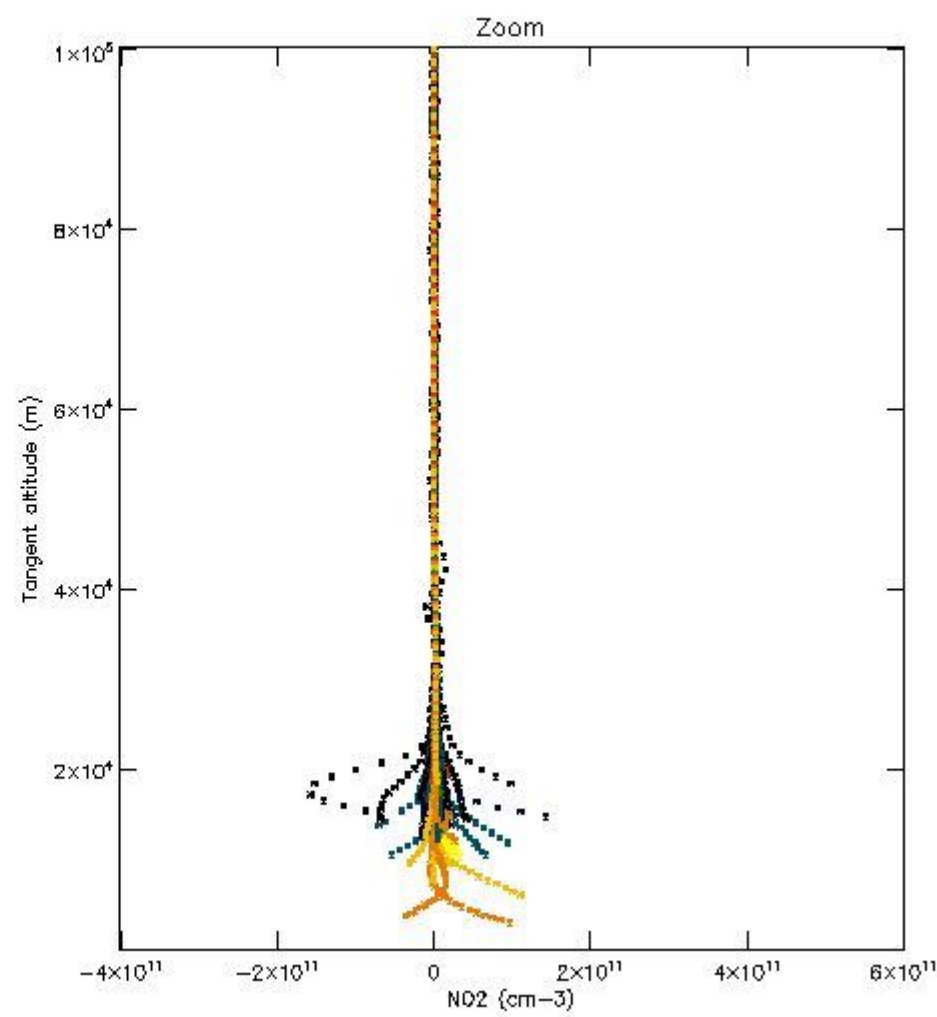
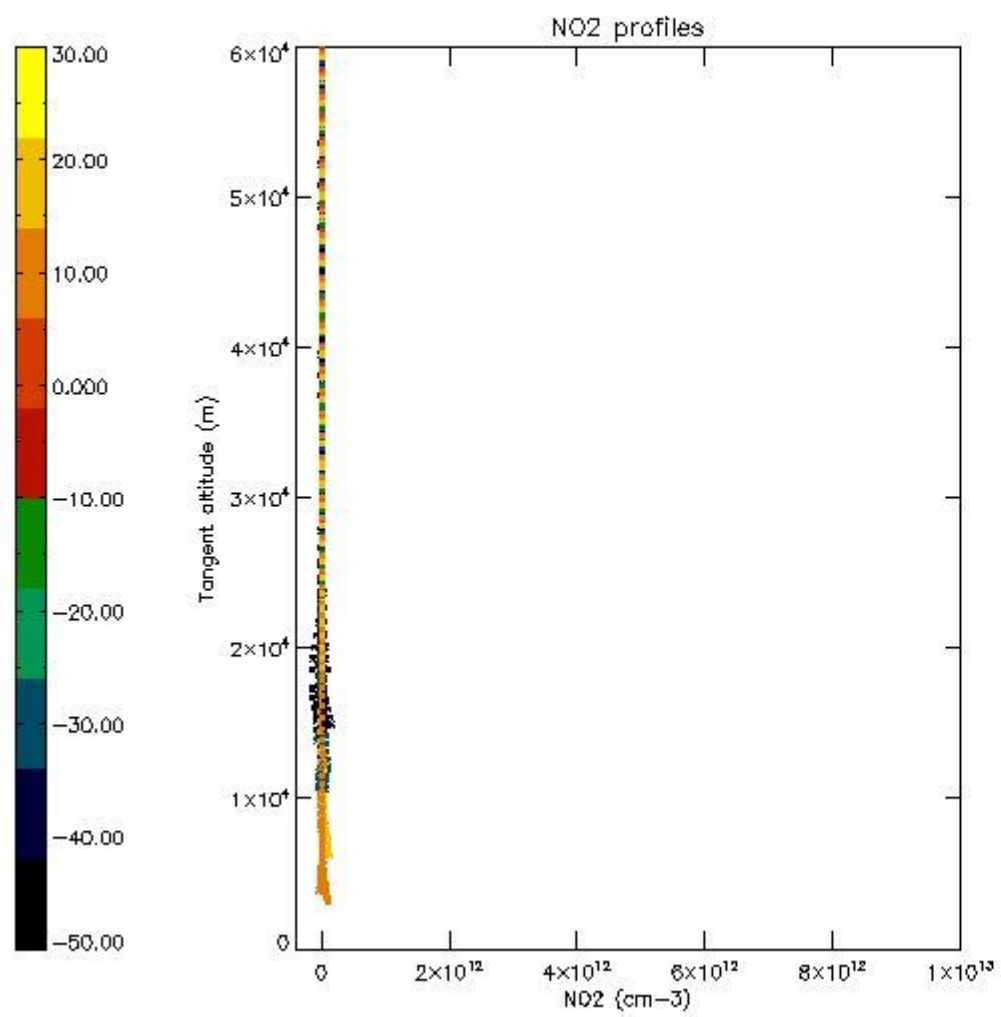
5.5 Plot ozone profiles where STD < 5% (dark without errors)

The colorbar represents the latitude.



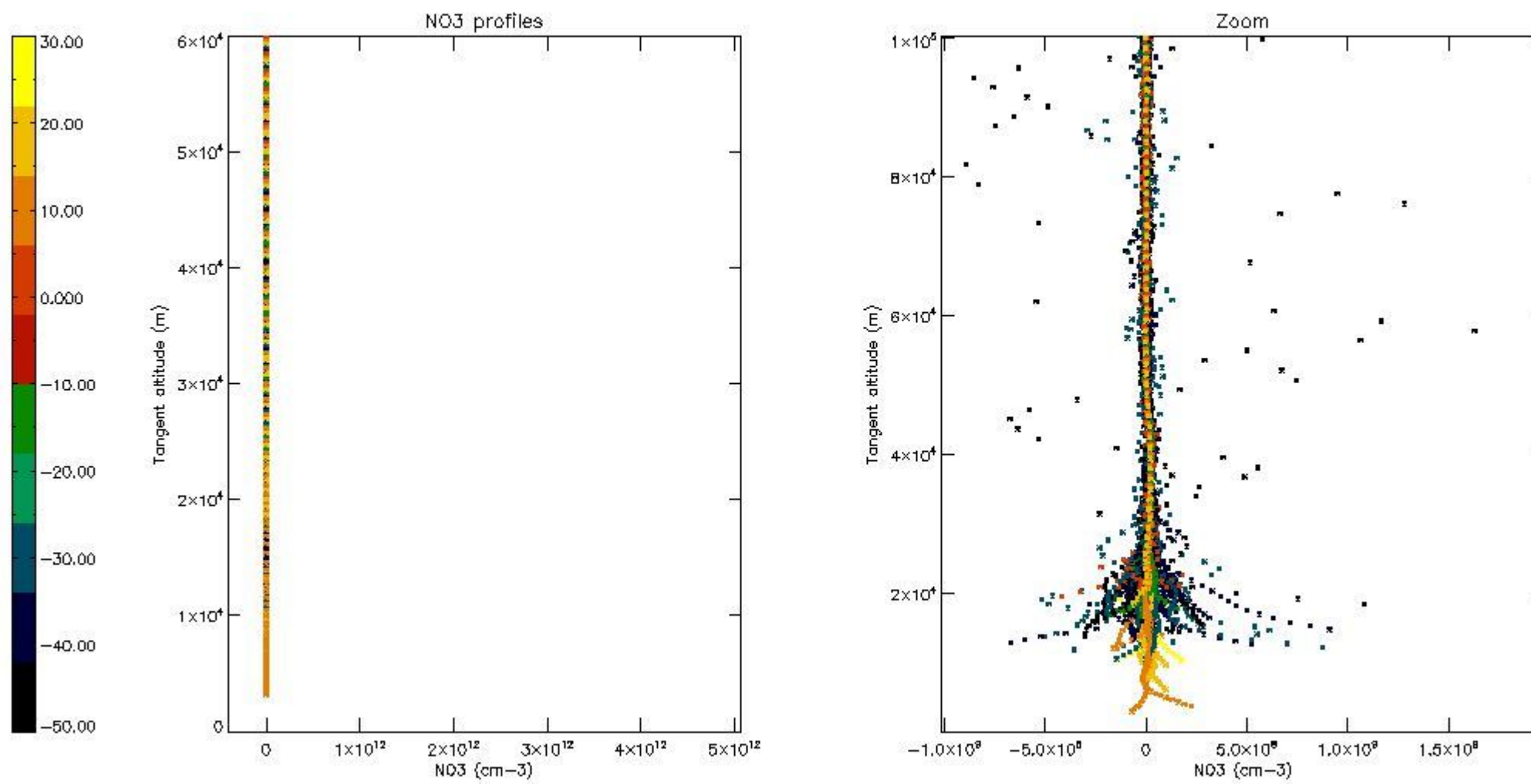
5.6 Plot NO₂ profiles for all STD (dark without errors)

The colorbar represents the latitude.



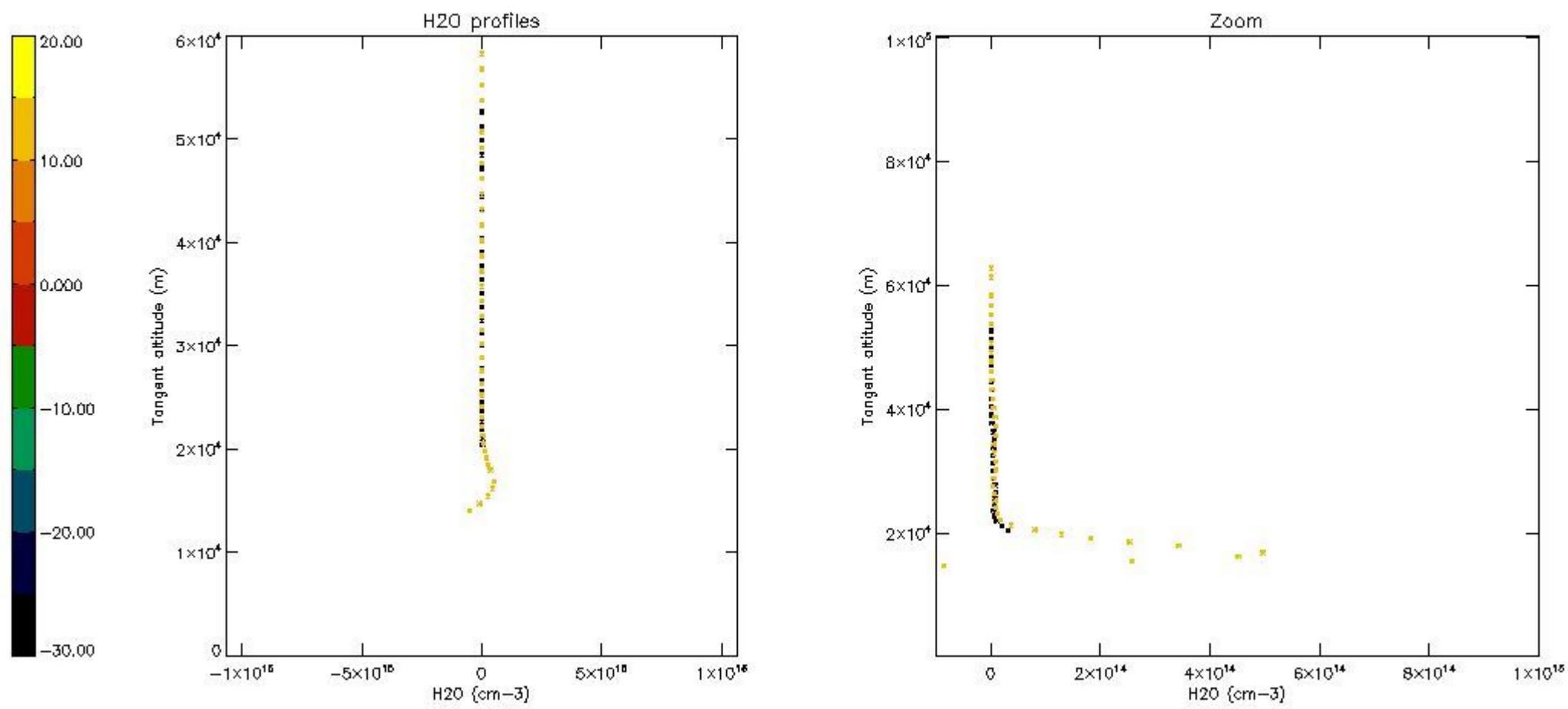
5.7 Plot NO3 profiles for all STD (dark without errors)

The colorbar represents the latitude.



5.8 Plot H2O profiles for all STD (only for occultations of stars 1,2,3,4,13,14,16,26,63 dark without errors)

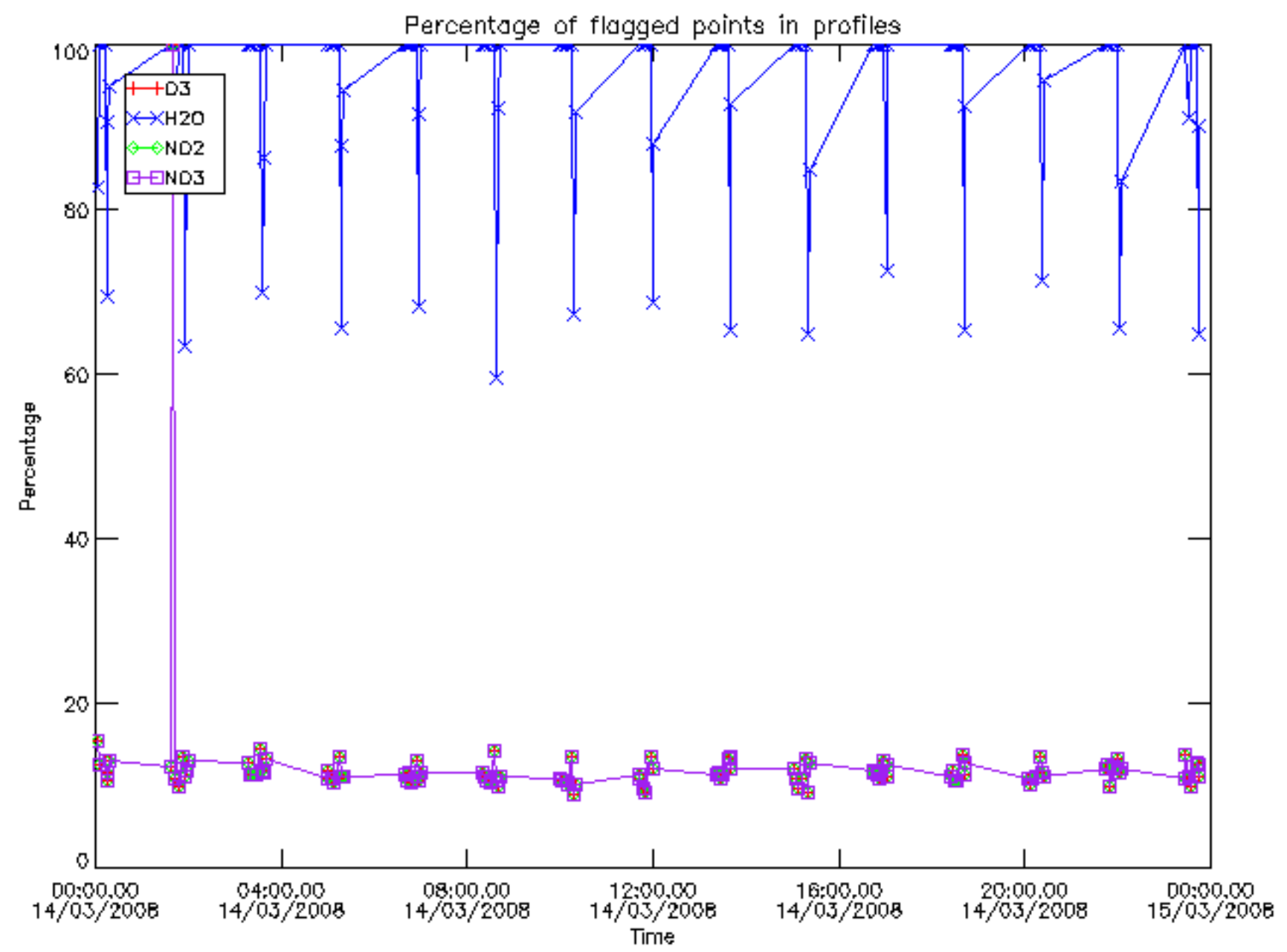
The colorbar represents the latitude.



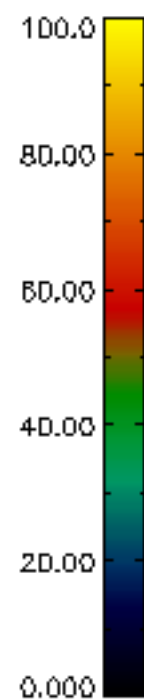
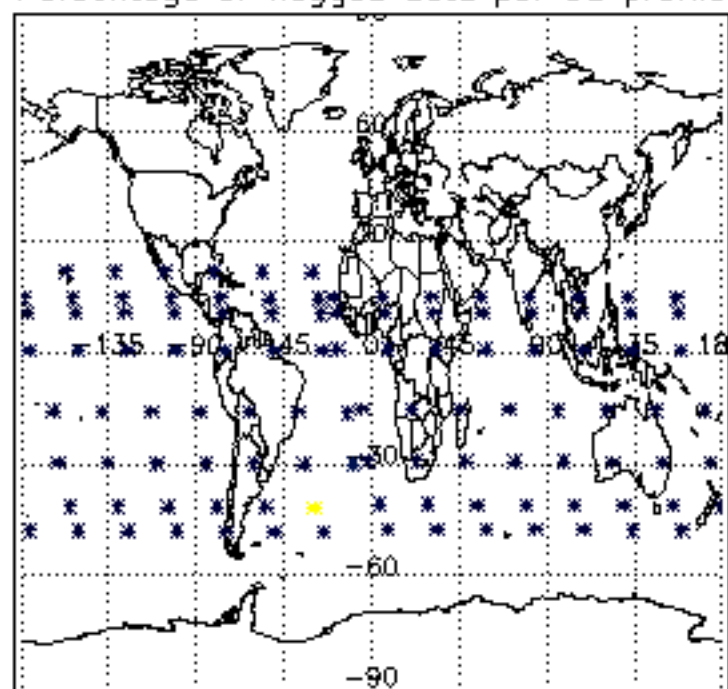
6. Auxiliary Data Files used for the production reported in section 2

The number reported in the third column indicates since which file (see list in section 2) the corresponding auxiliary file has been used. The fourth column is the date of those product files.

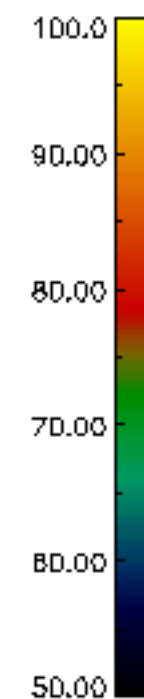
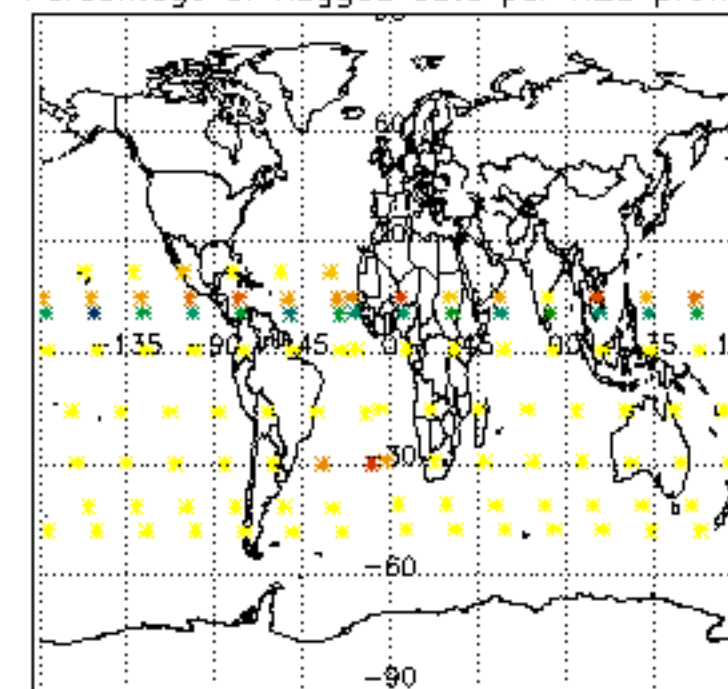
Type	Auxiliary Filename	Used since product	Used since product date
INST_PHYS_CHARACTERISTICS	GOM_INS_AXVIEC20091111_143220_20030716_120000_20500101_000000	1	14-MAR-2008 00:02:27
LEVEL-2_PROC_CONFIG	GOM_PR2_AXVIEC20091111_152718_20020301_000000_20500101_000000	1	14-MAR-2008 00:02:27
CROSS_SECTIONS_FILE	GOM_CRS_AXVIEC20091111_154832_20020301_000000_20500101_000000	1	14-MAR-2008 00:02:27



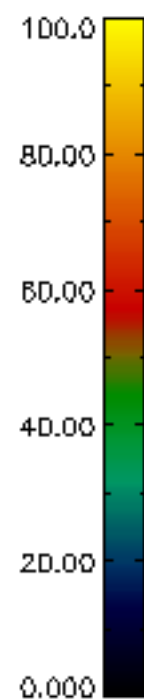
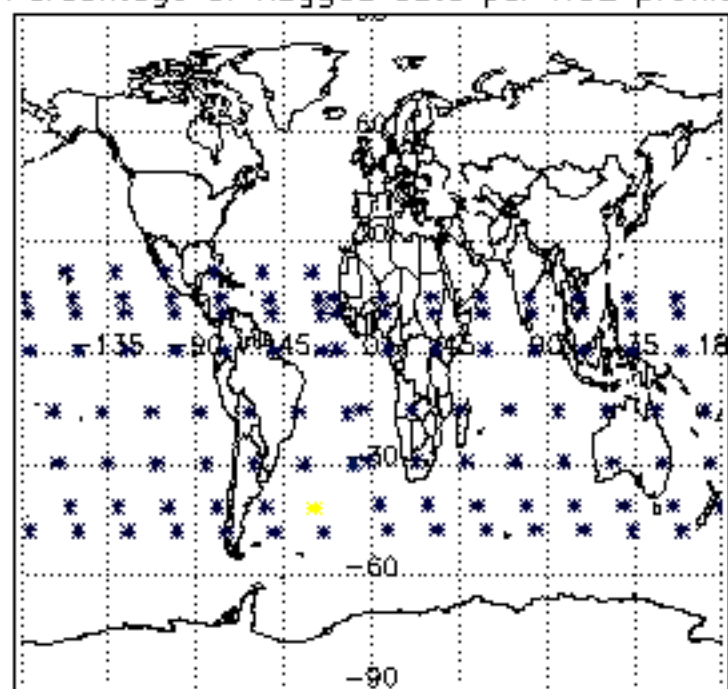
Percentage of flagged data per D3 profile



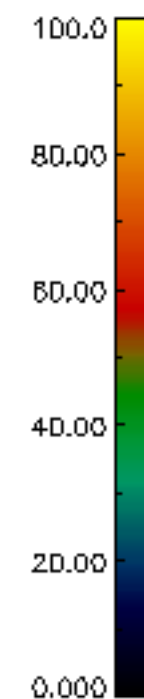
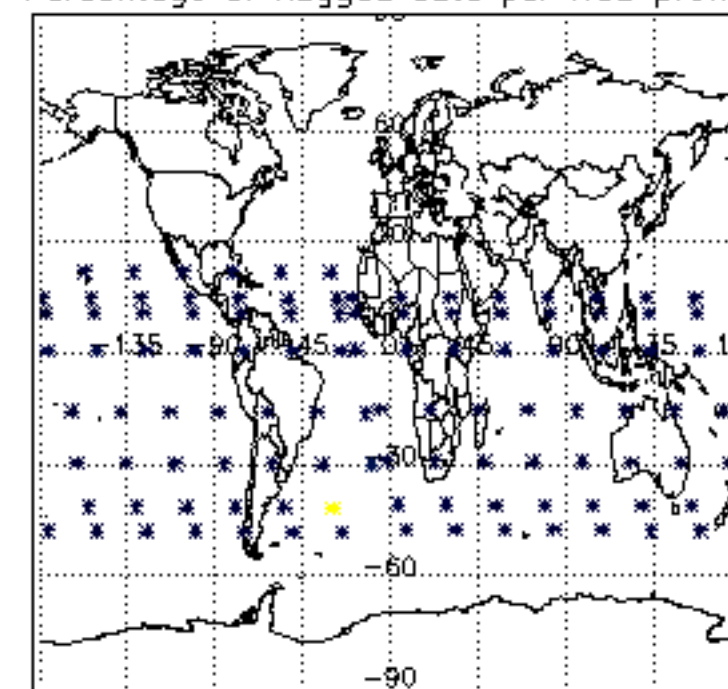
Percentage of flagged data per H2O profile

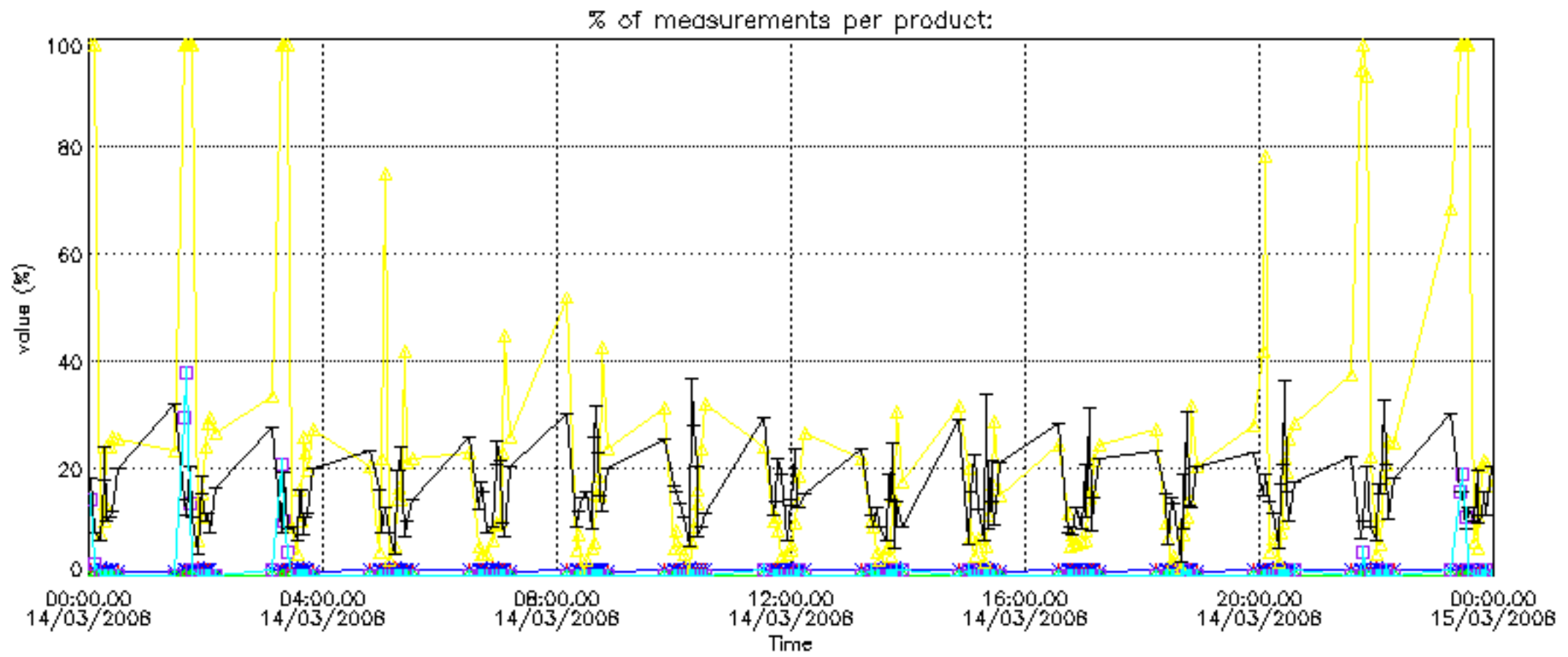


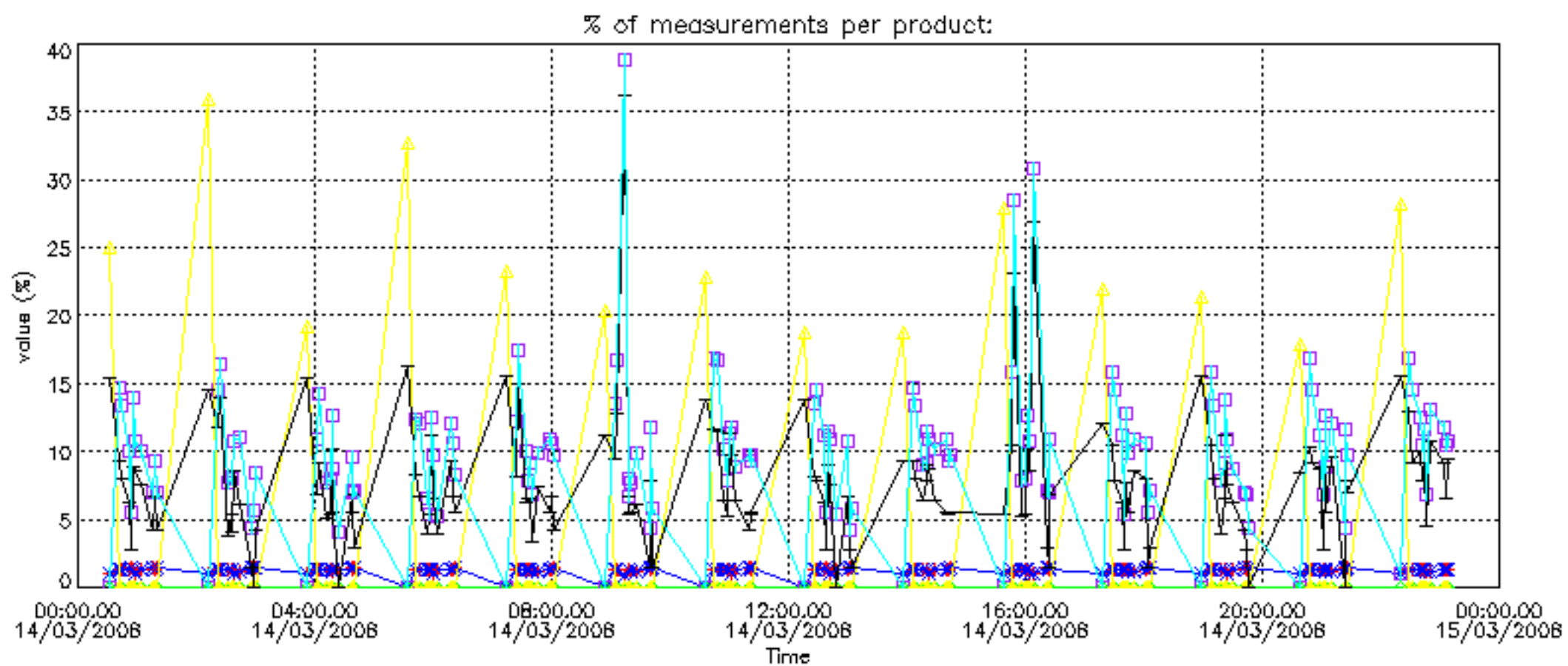
Percentage of flagged data per NO2 profile



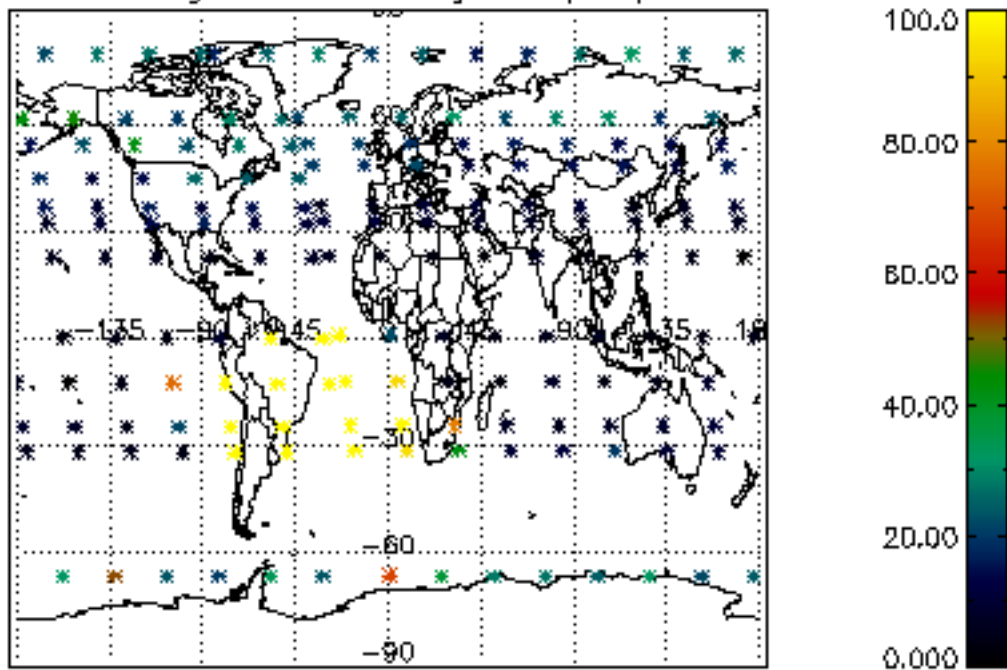
Percentage of flagged data per NO3 profile



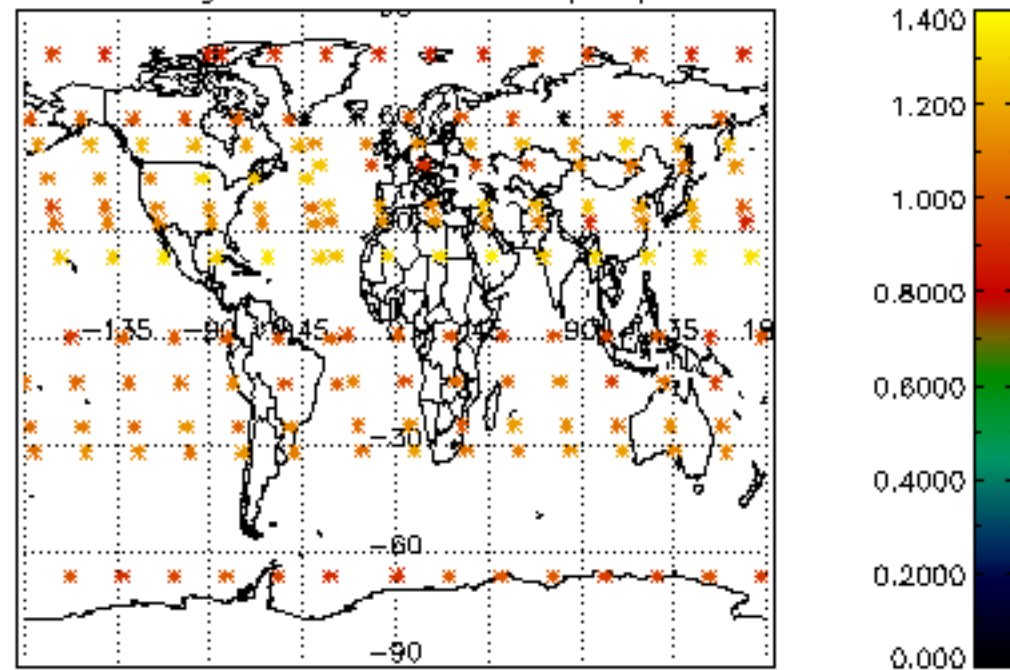




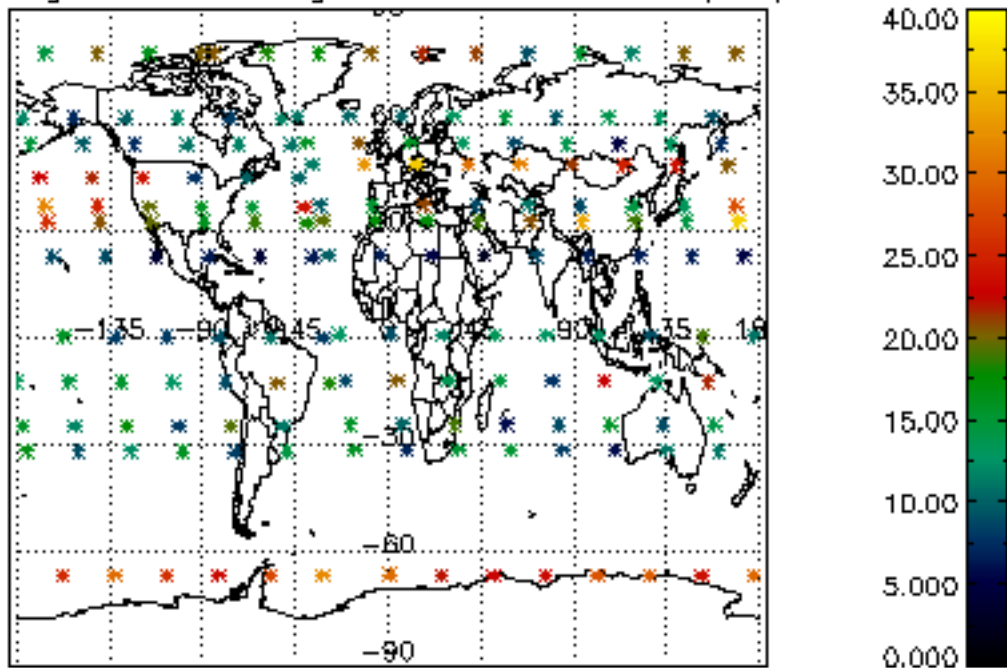
Percentage of cosmic ray hits per profile



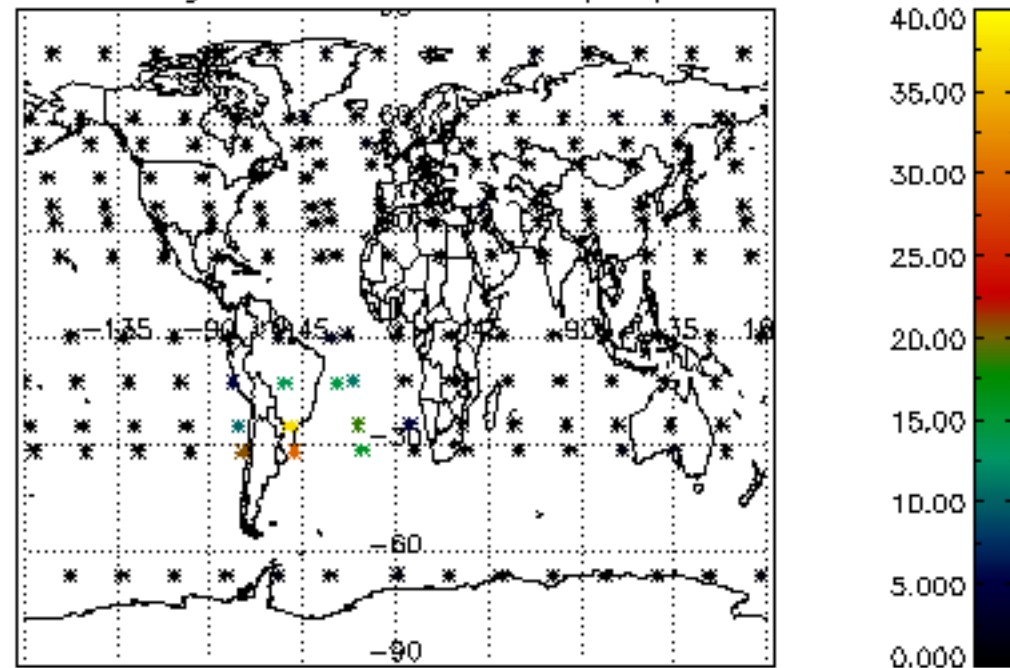
Percentage of datation errors per profile



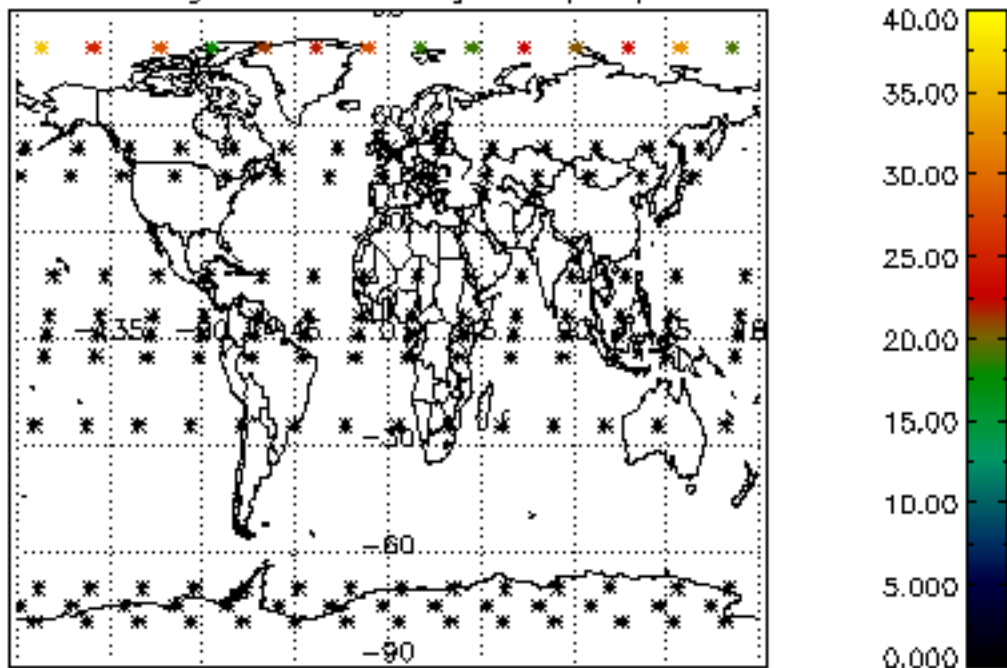
Percentage of star falling outside central band per profile



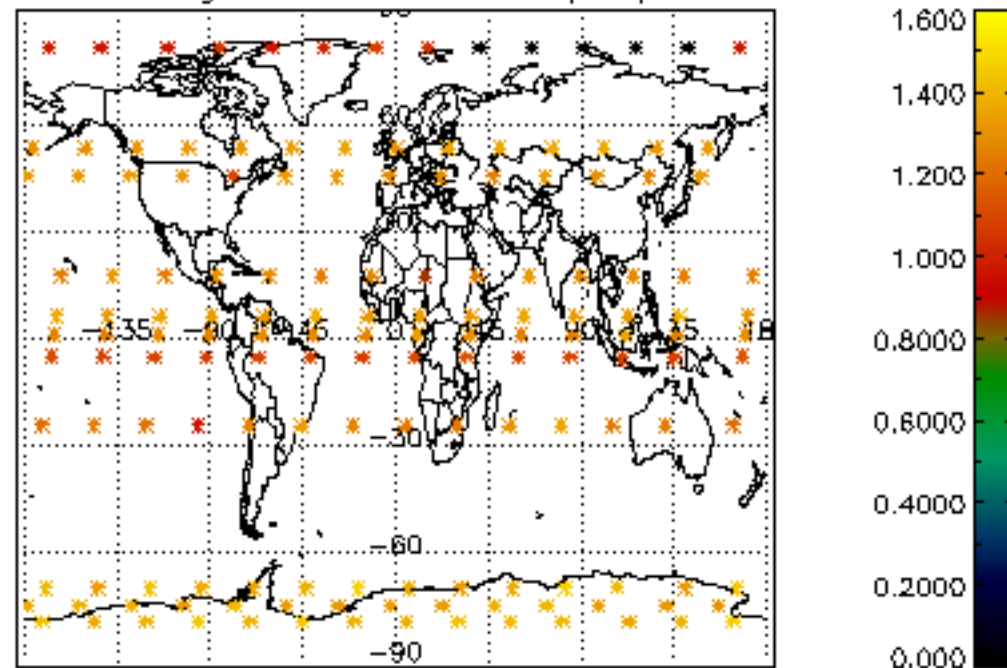
Percentage of saturation errors per profile



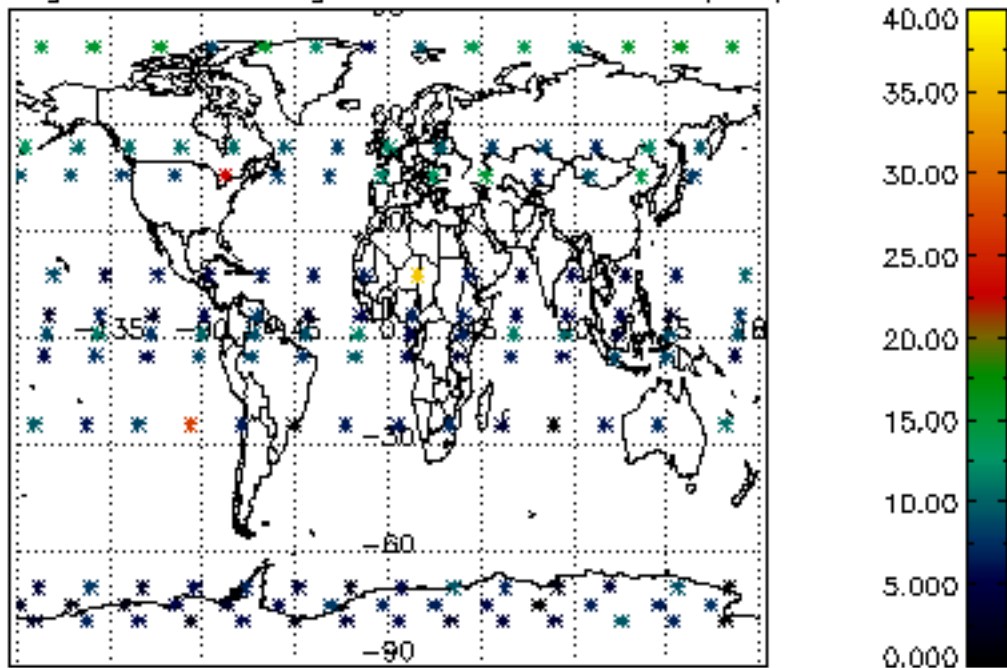
Percentage of cosmic ray hits per profile



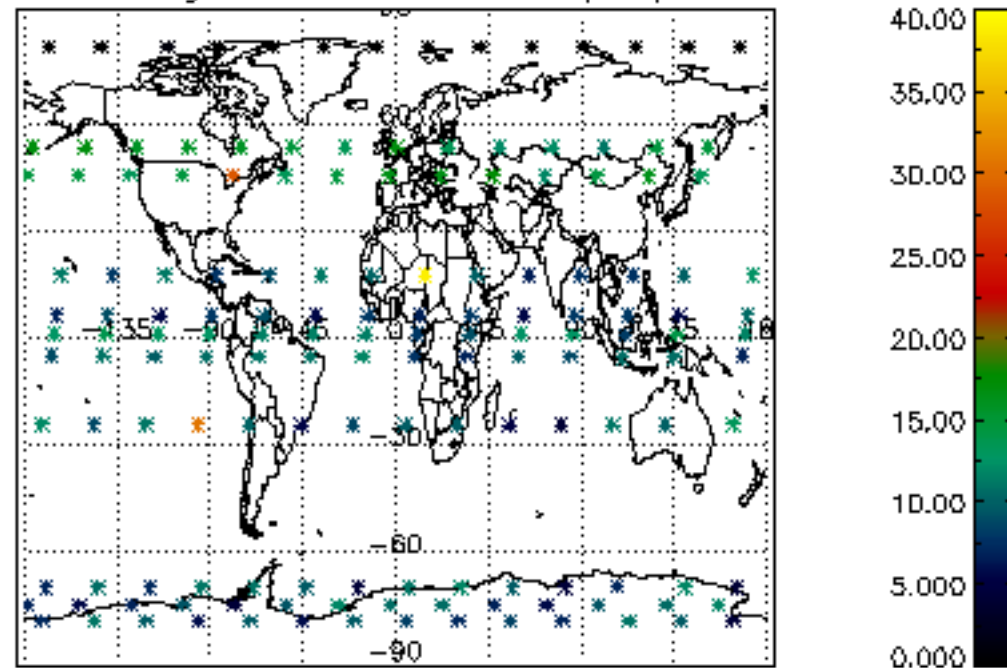
Percentage of datation errors per profile

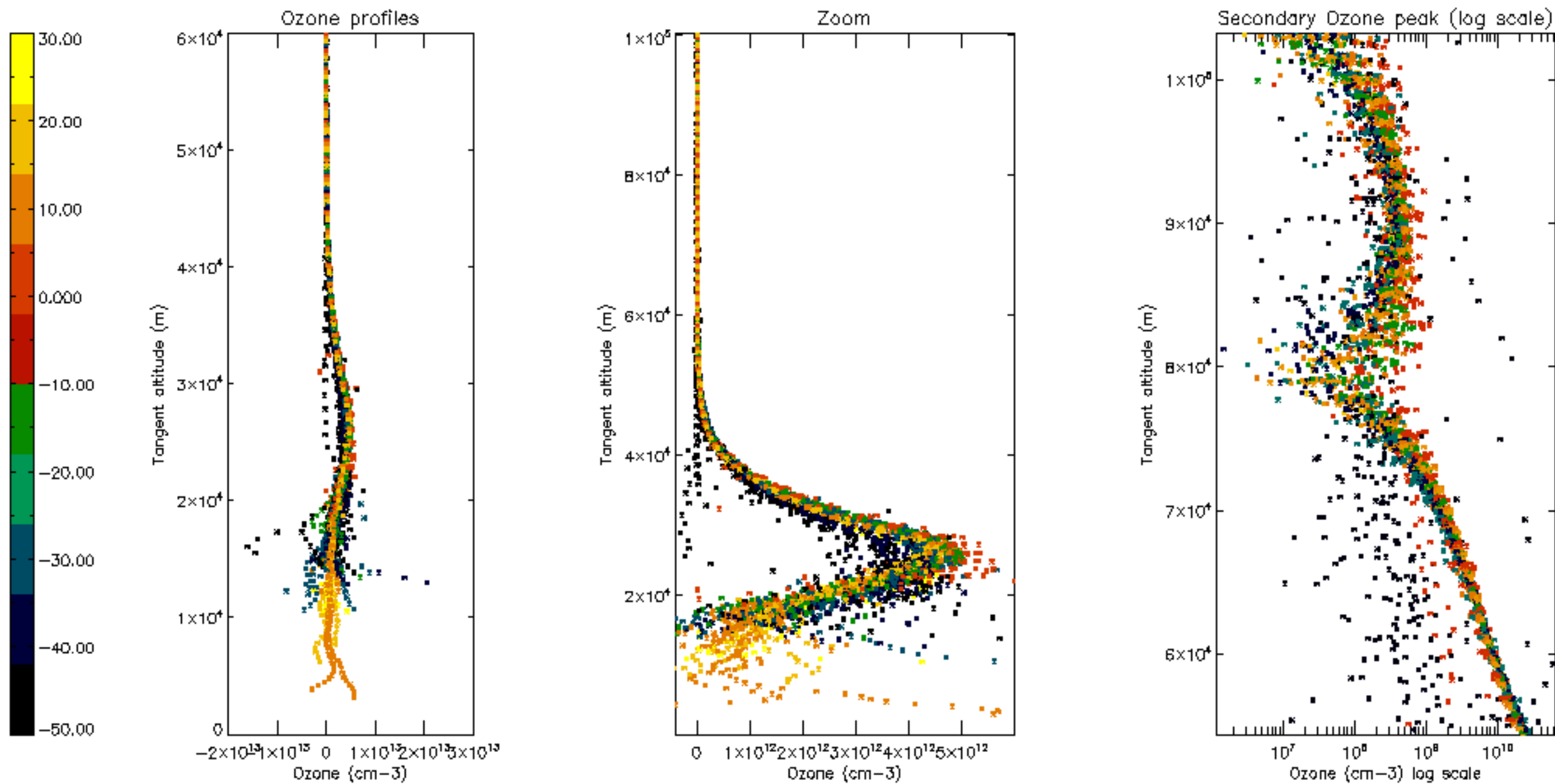


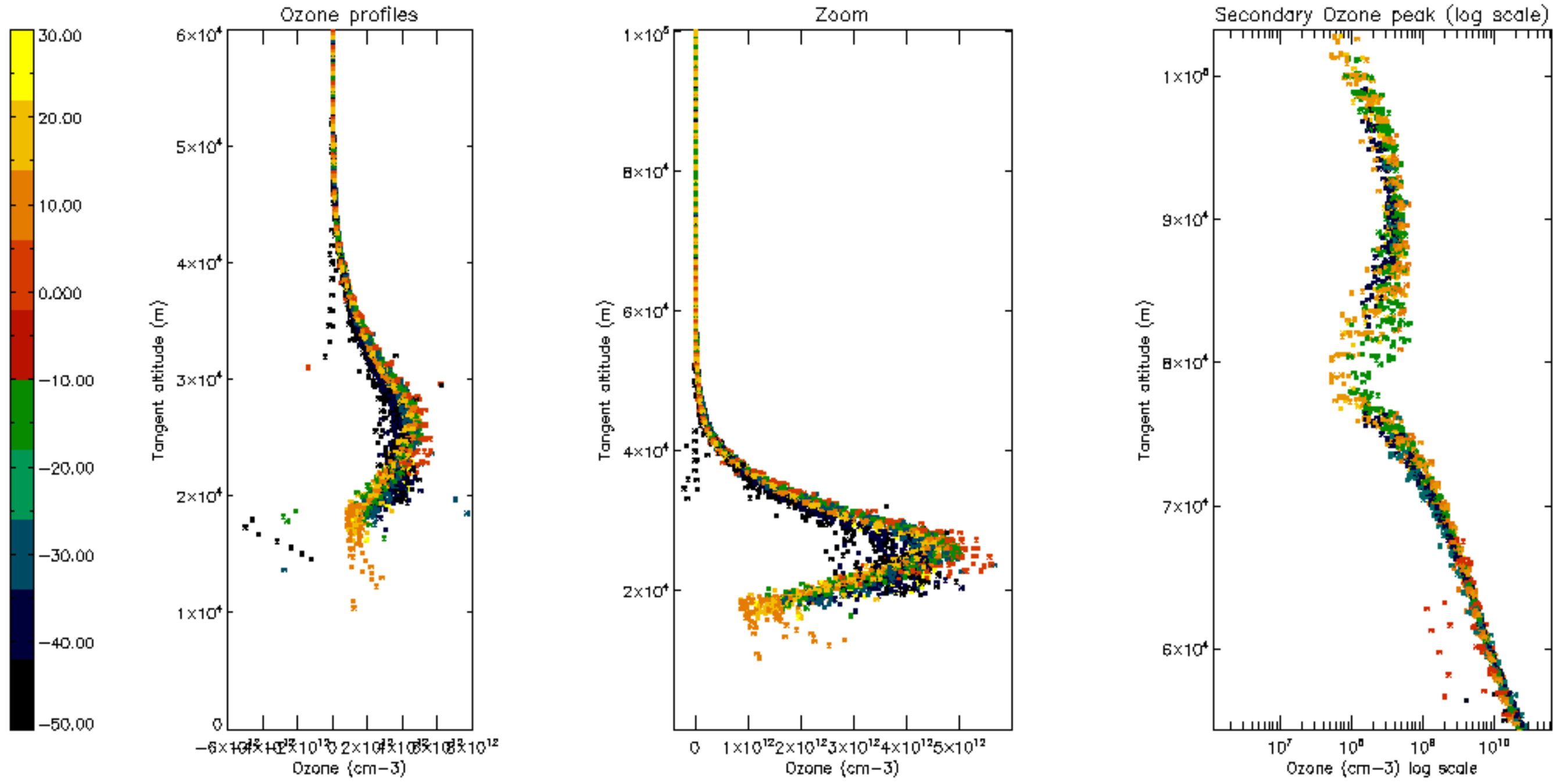
Percentage of star falling outside central band per profile

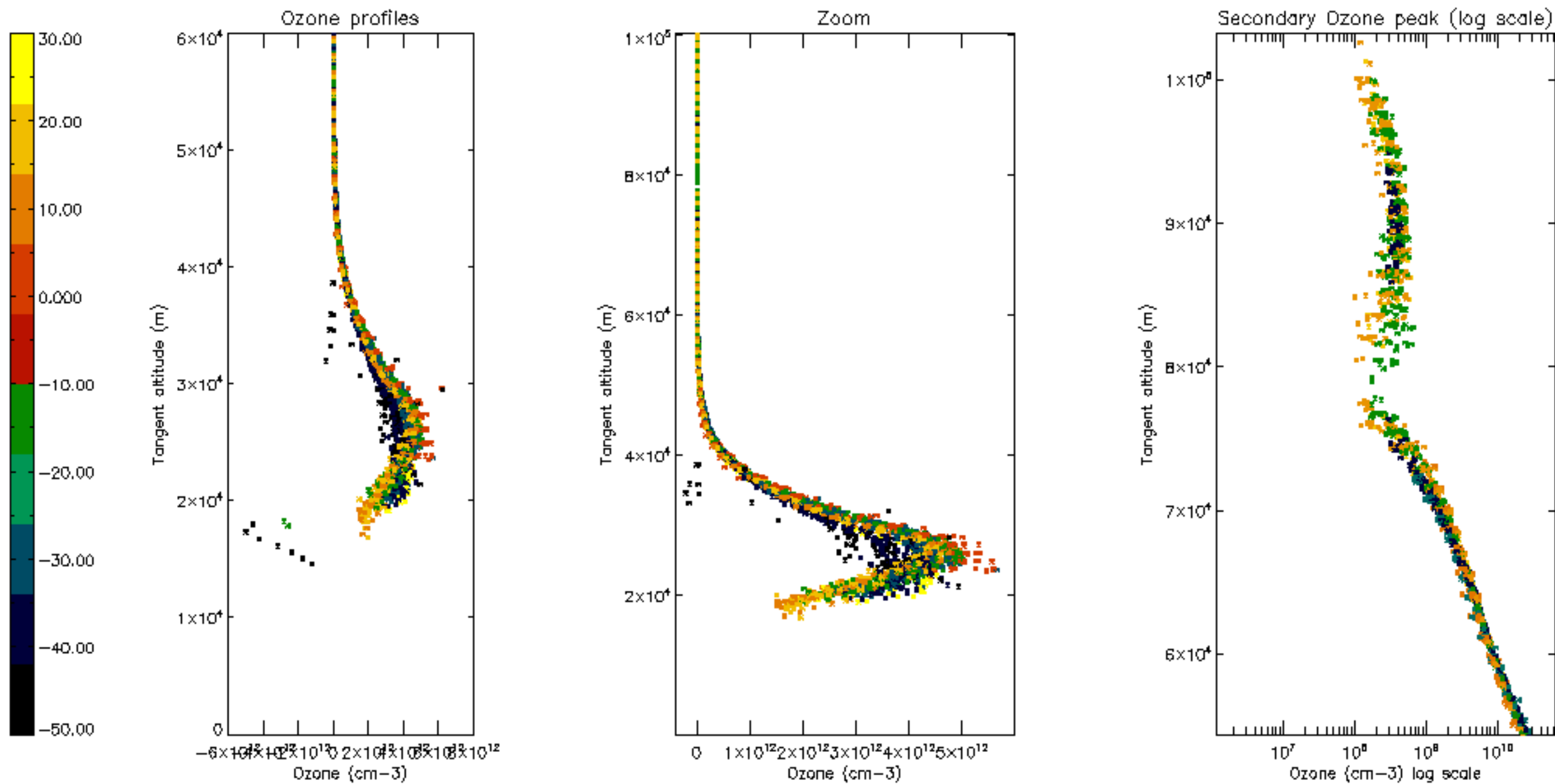


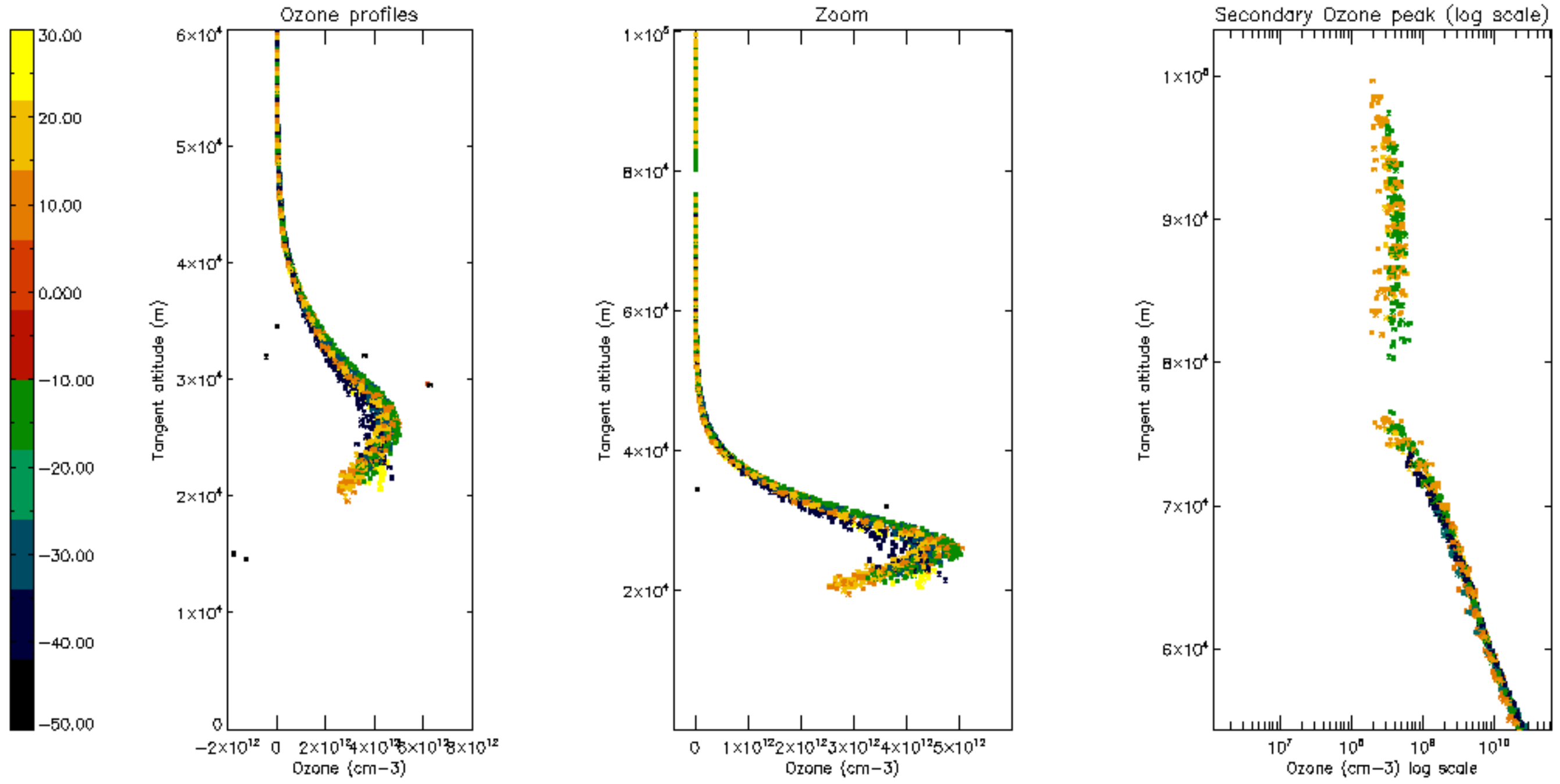
Percentage of saturation errors per profile

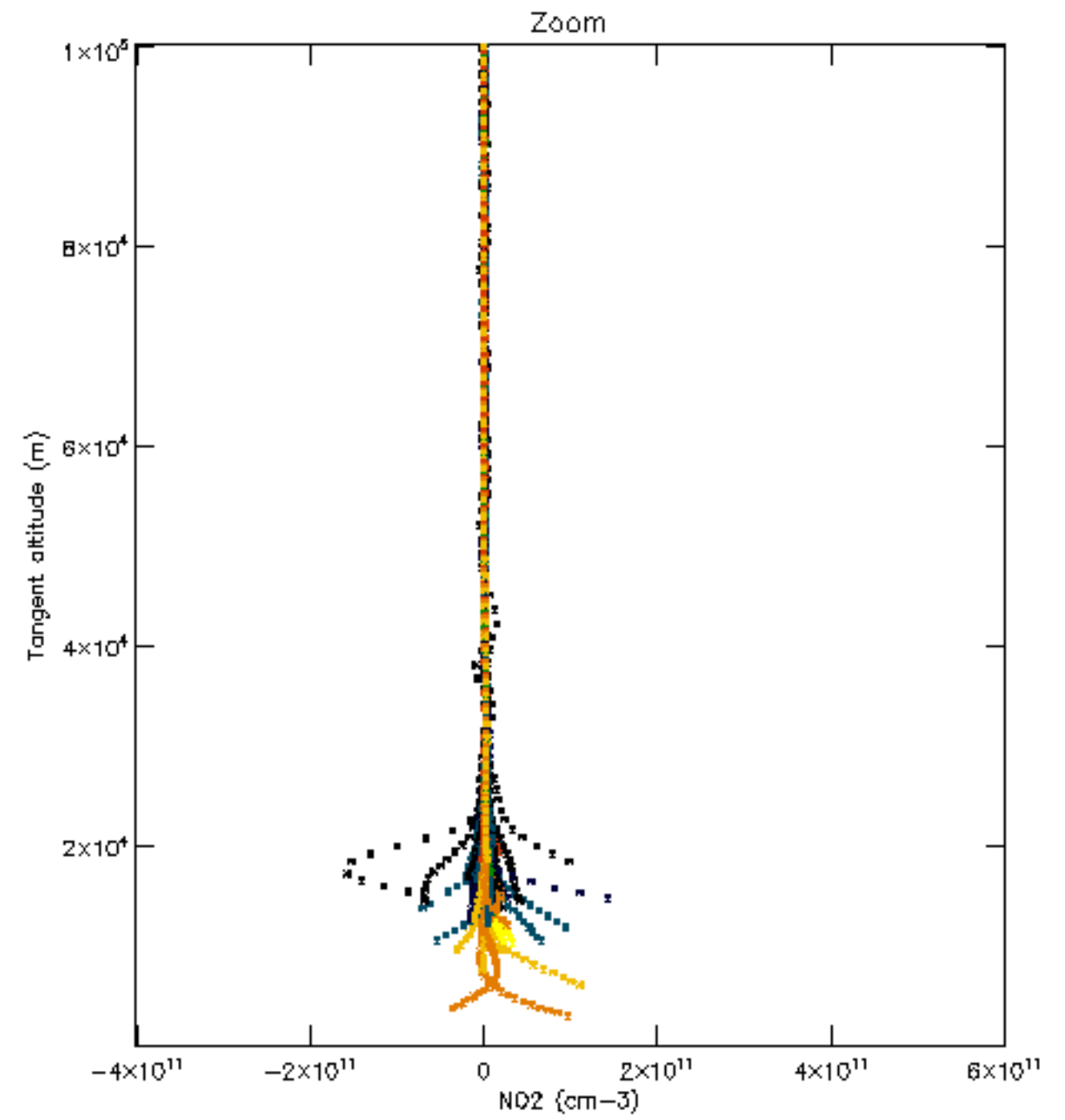
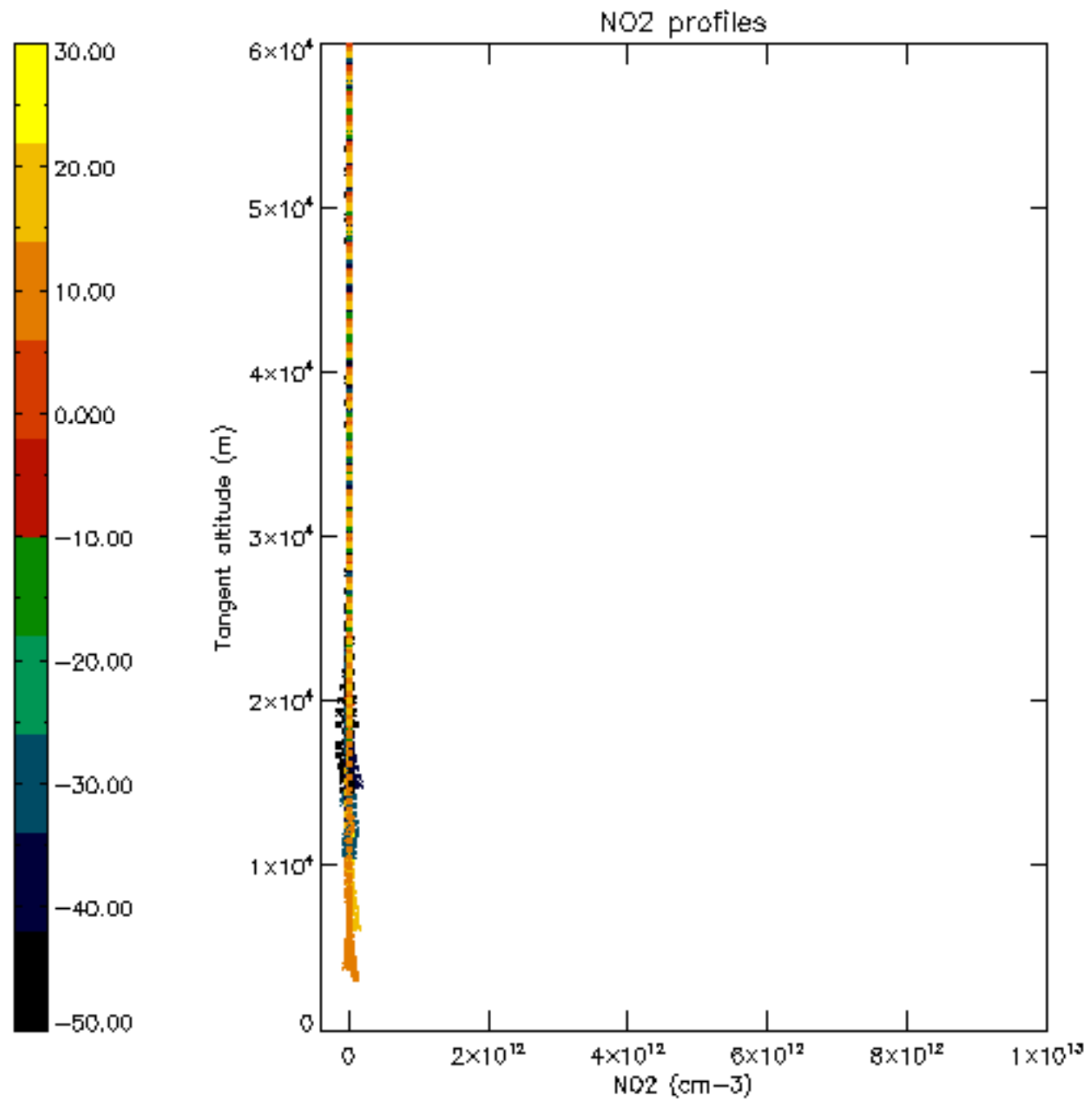


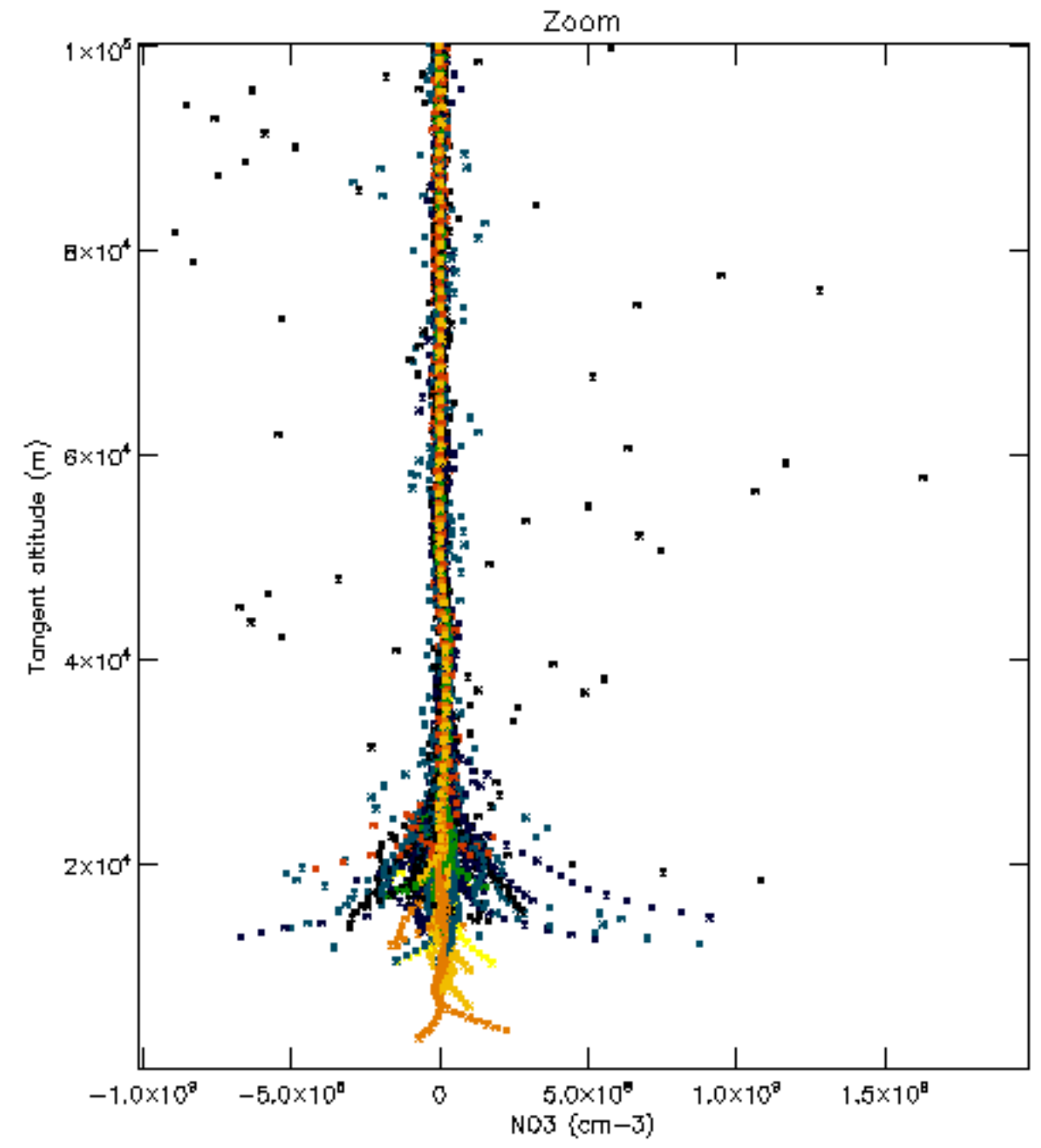
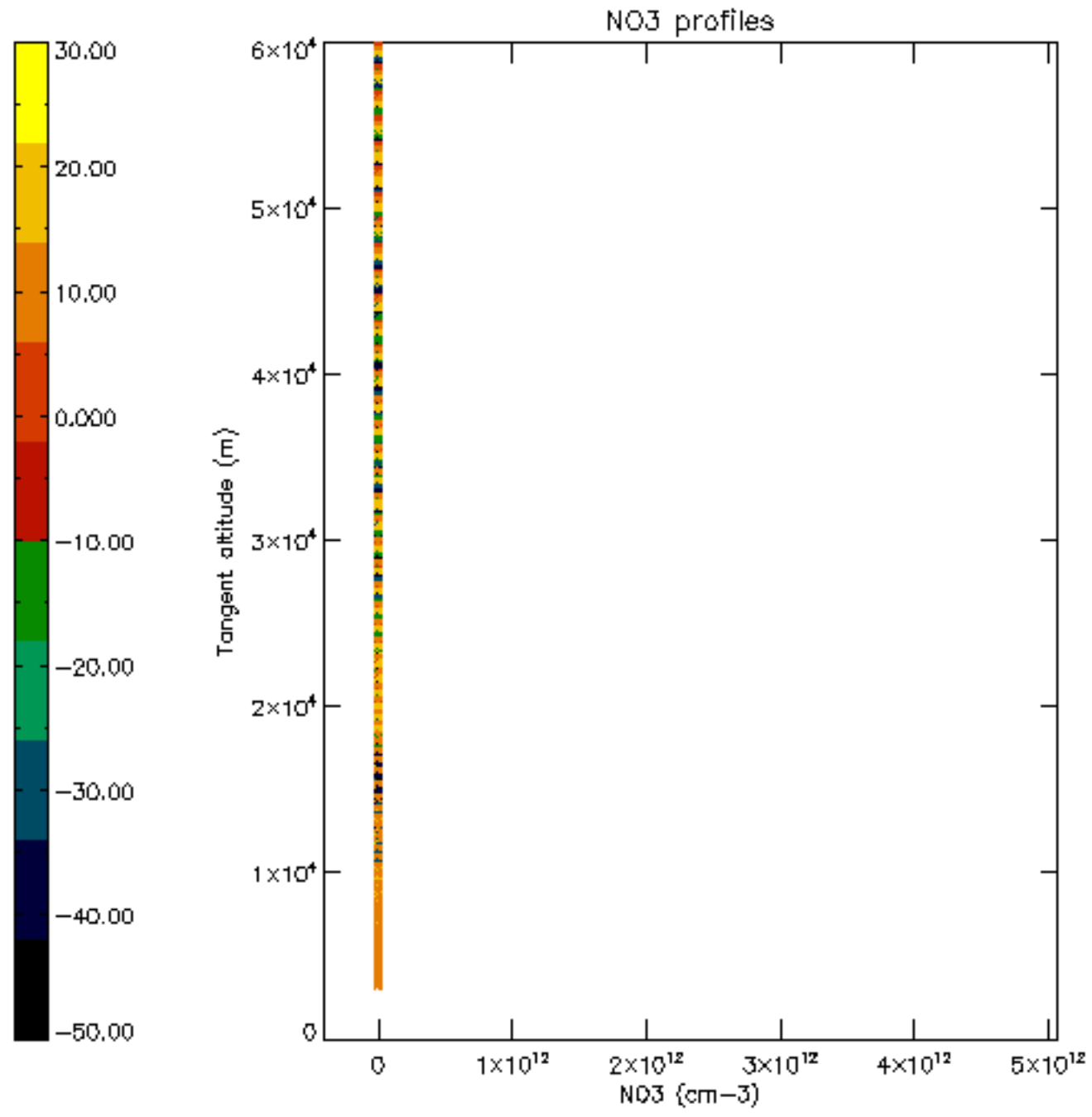


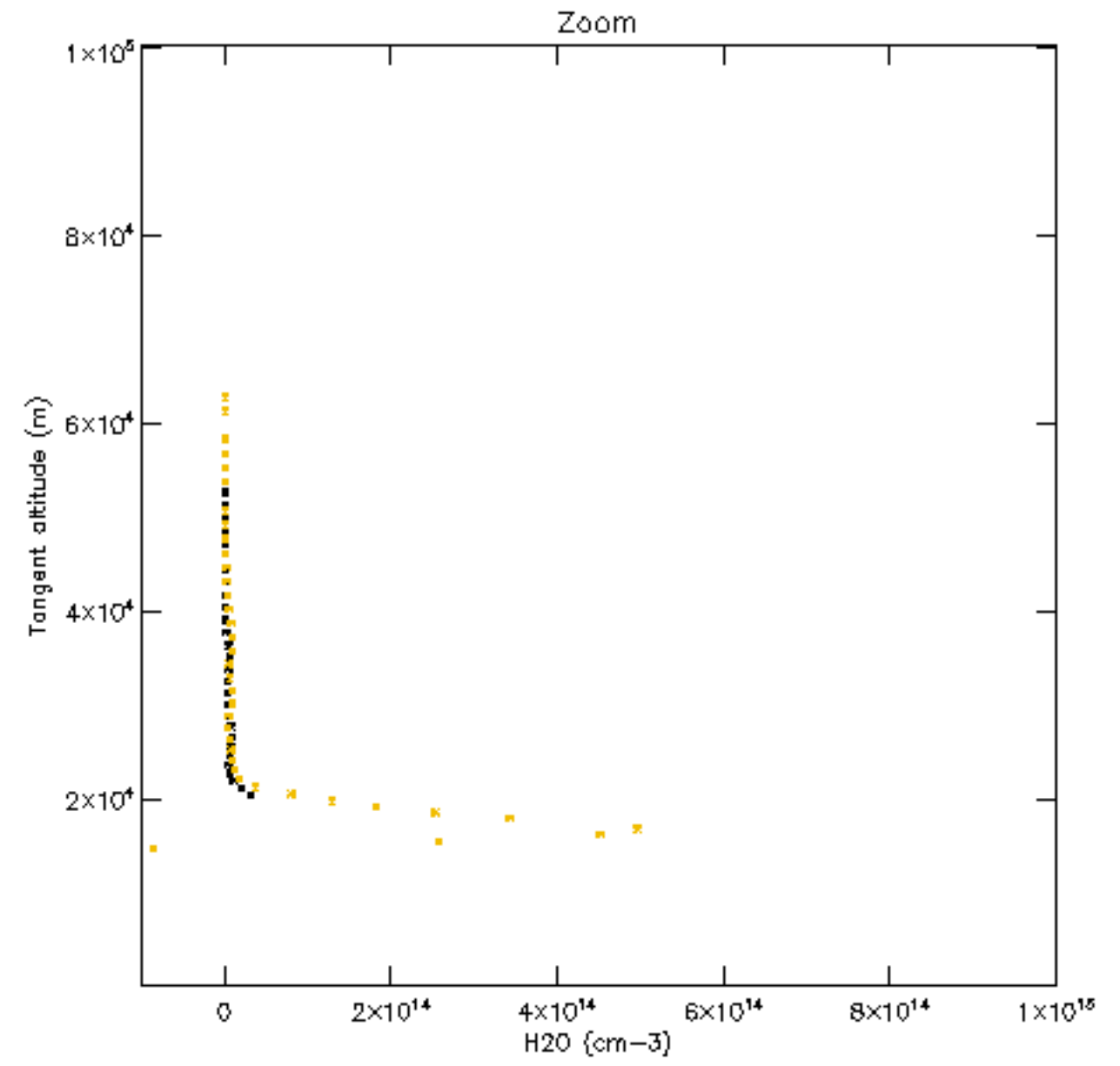
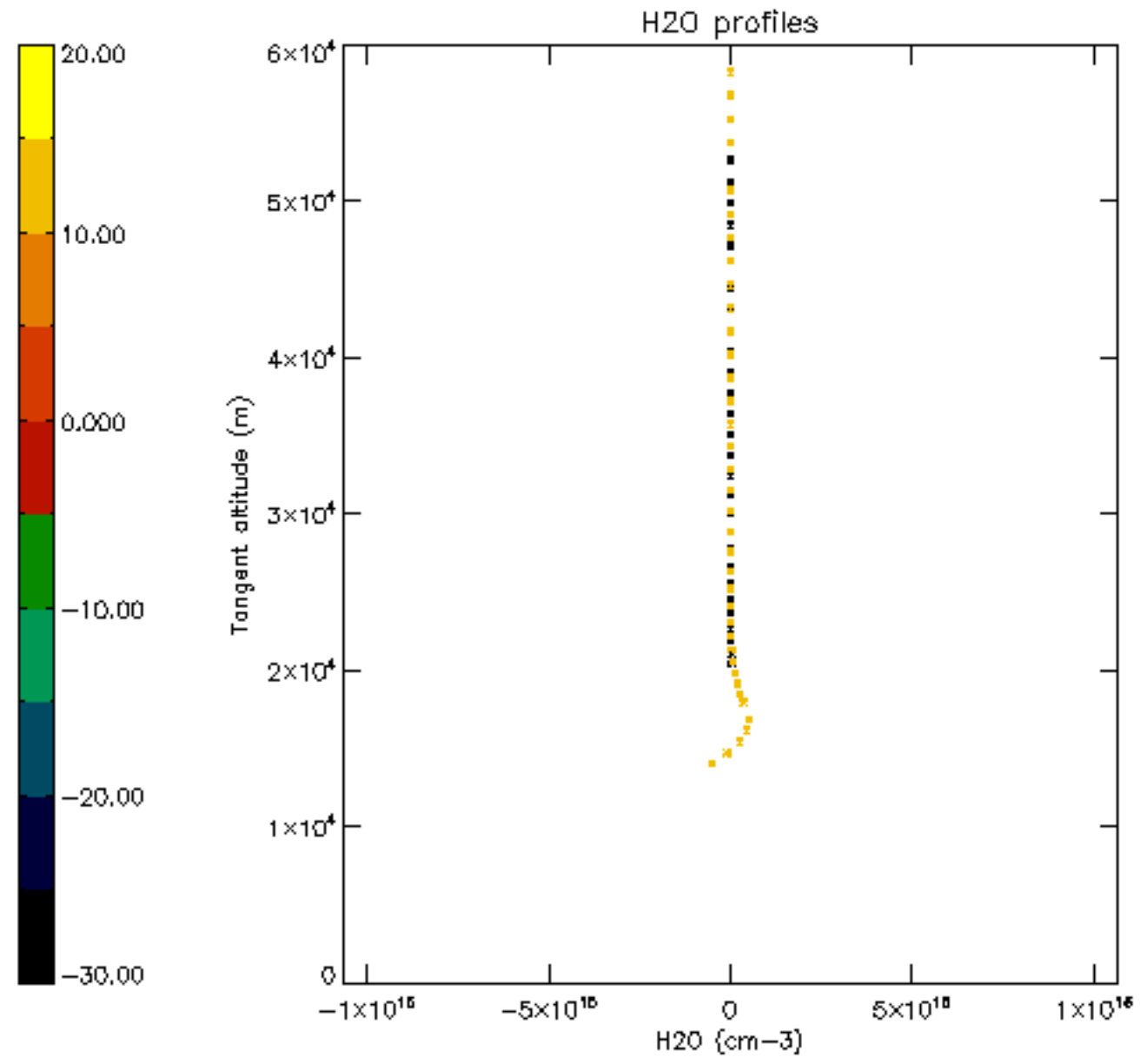


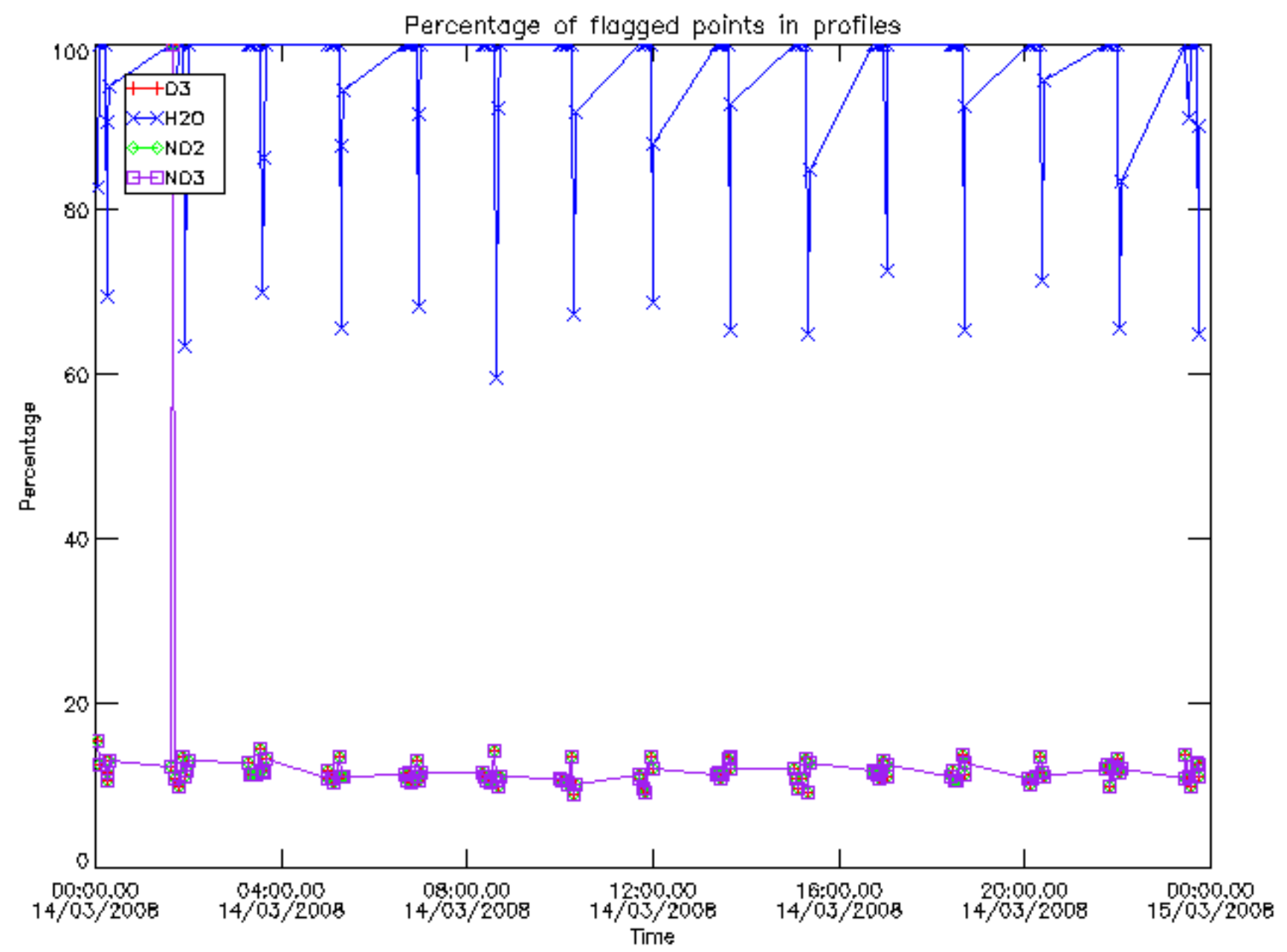




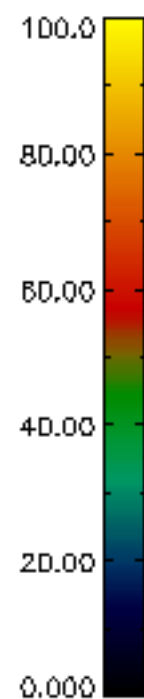
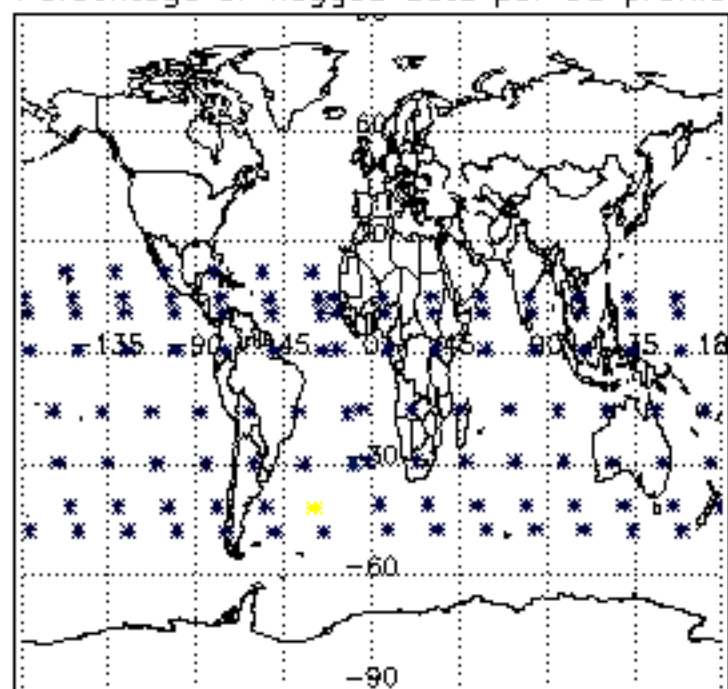




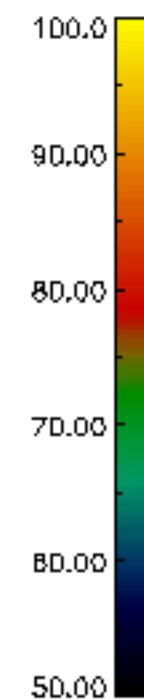
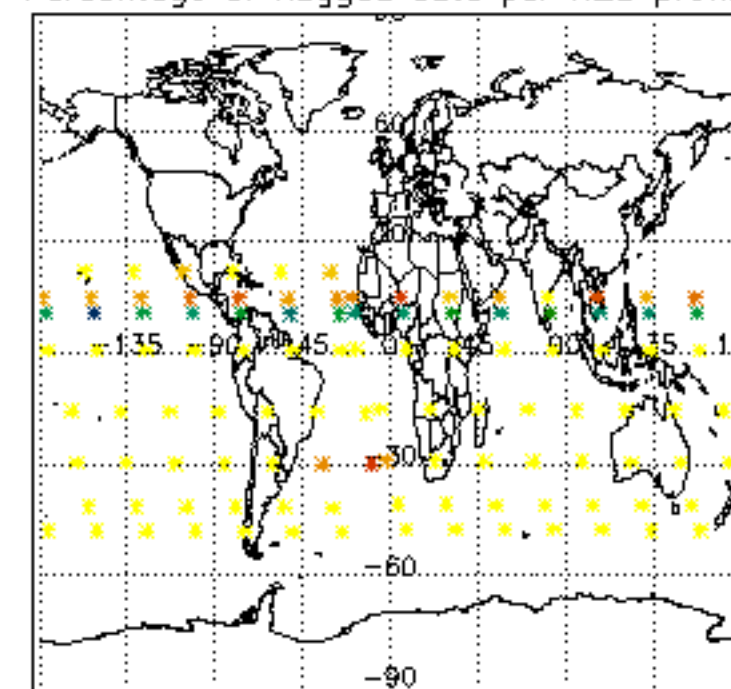




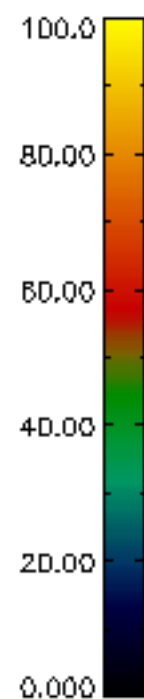
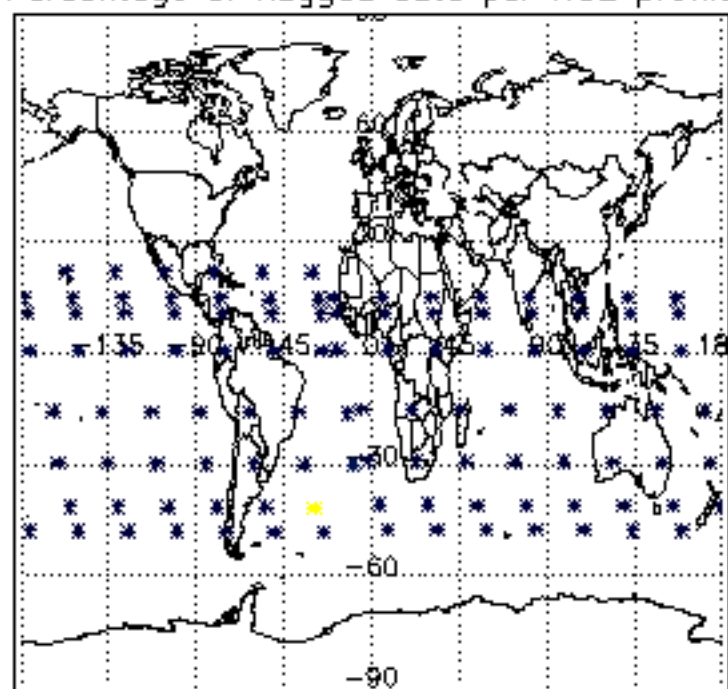
Percentage of flagged data per D3 profile



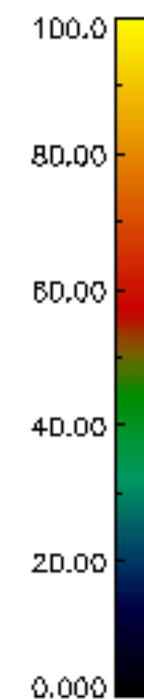
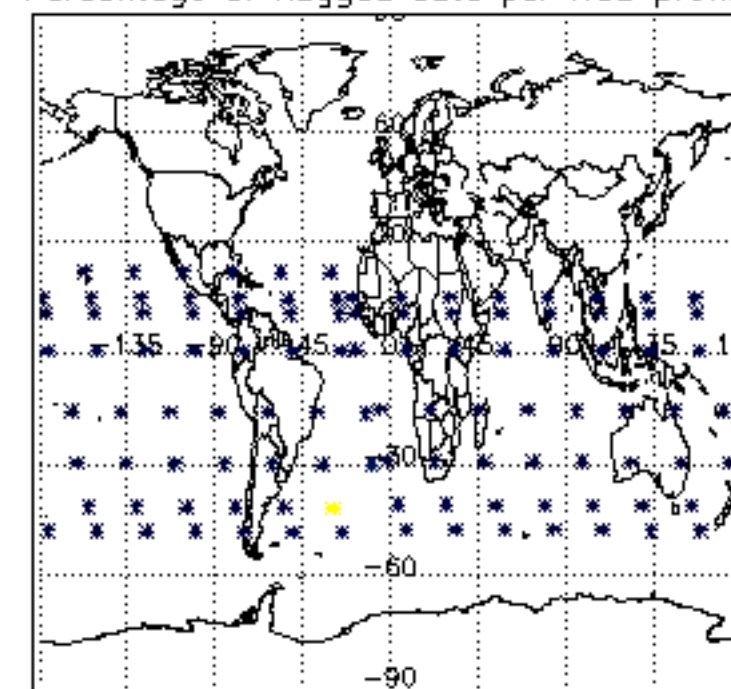
Percentage of flagged data per H2O profile

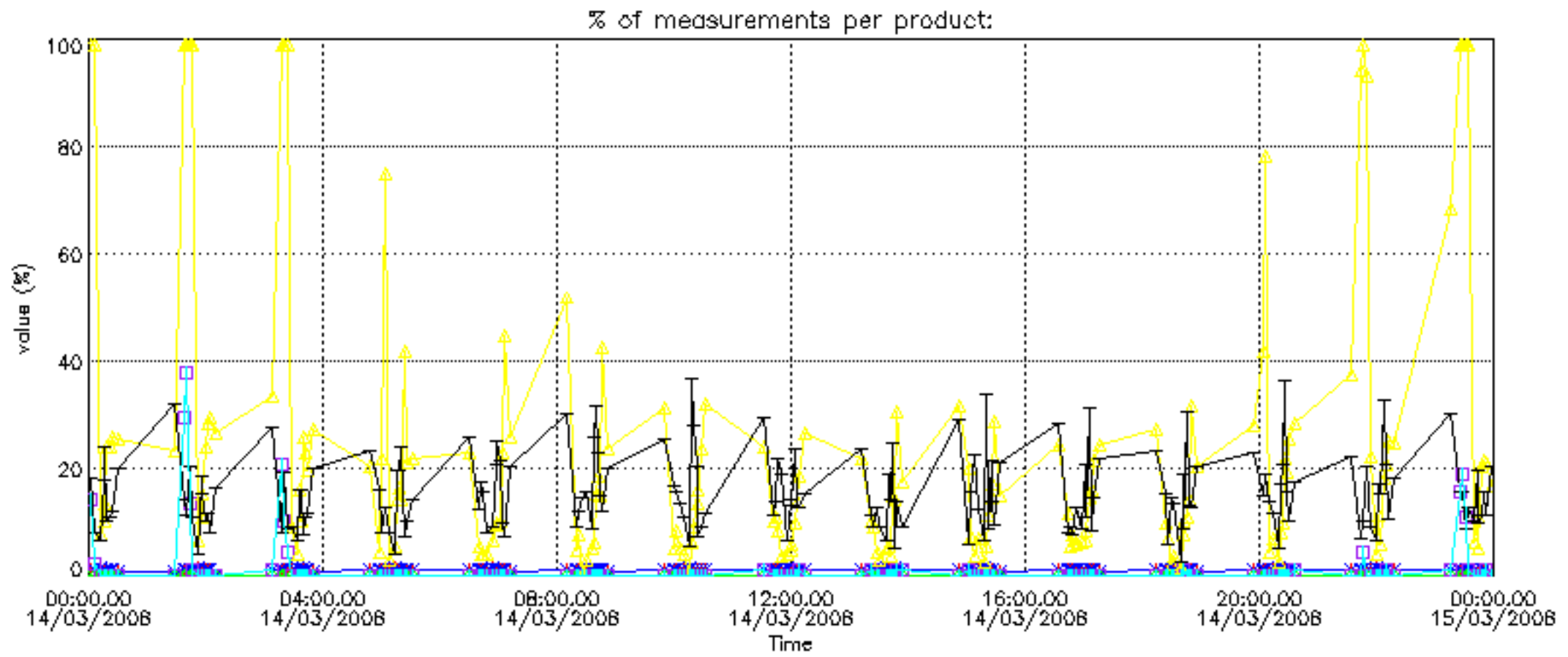


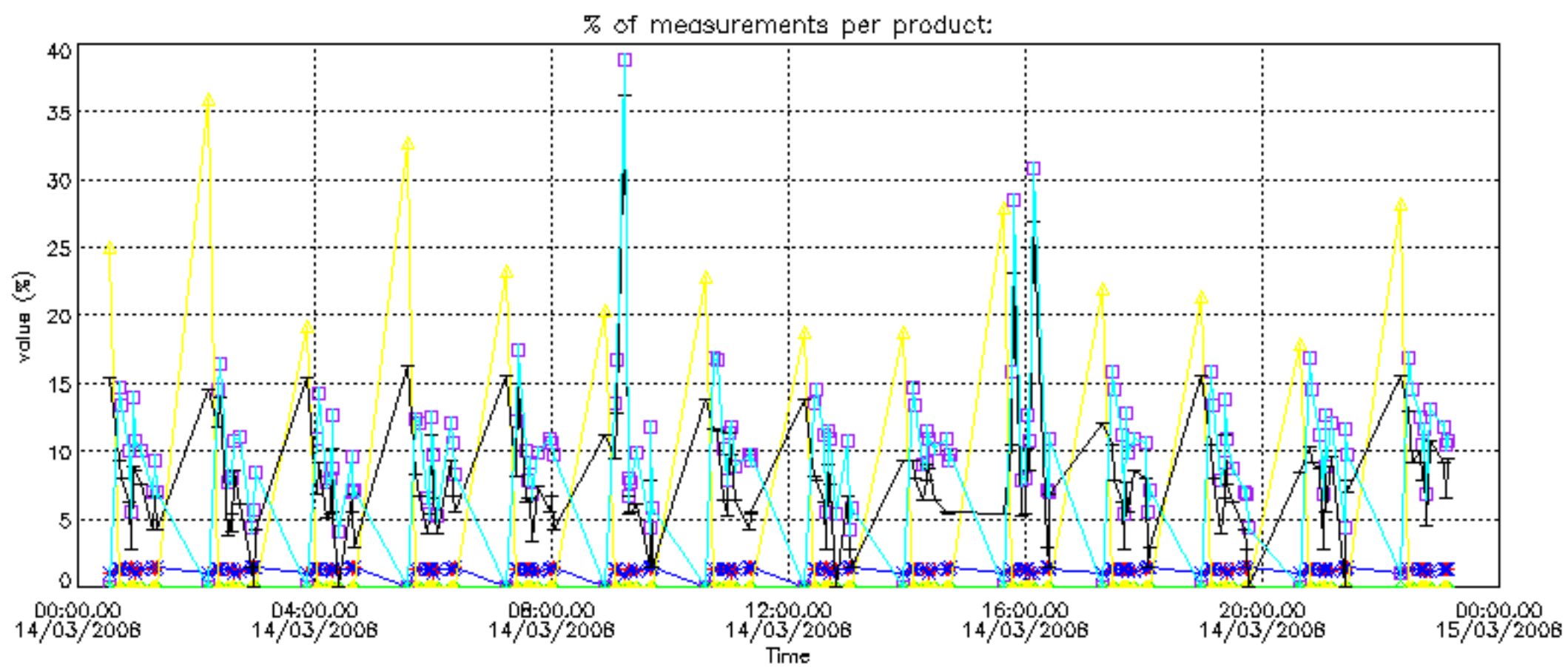
Percentage of flagged data per NO2 profile



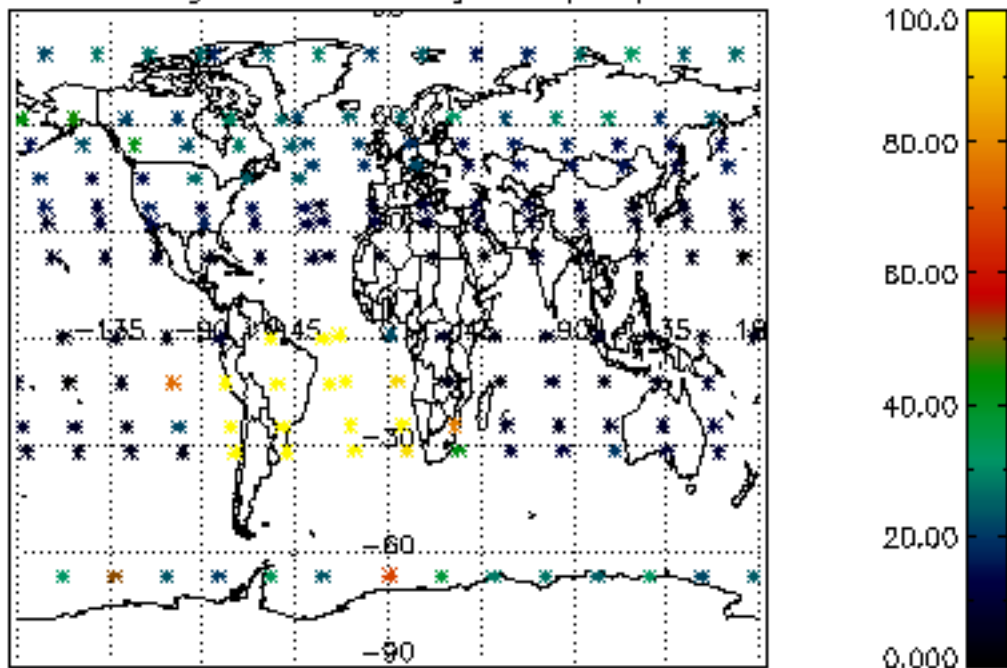
Percentage of flagged data per NO3 profile



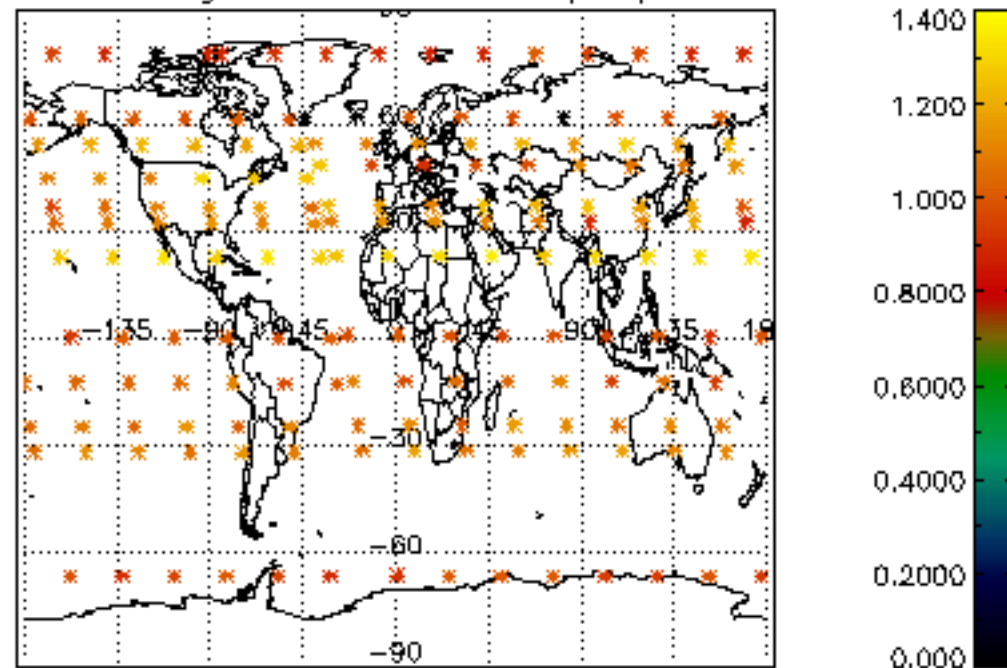




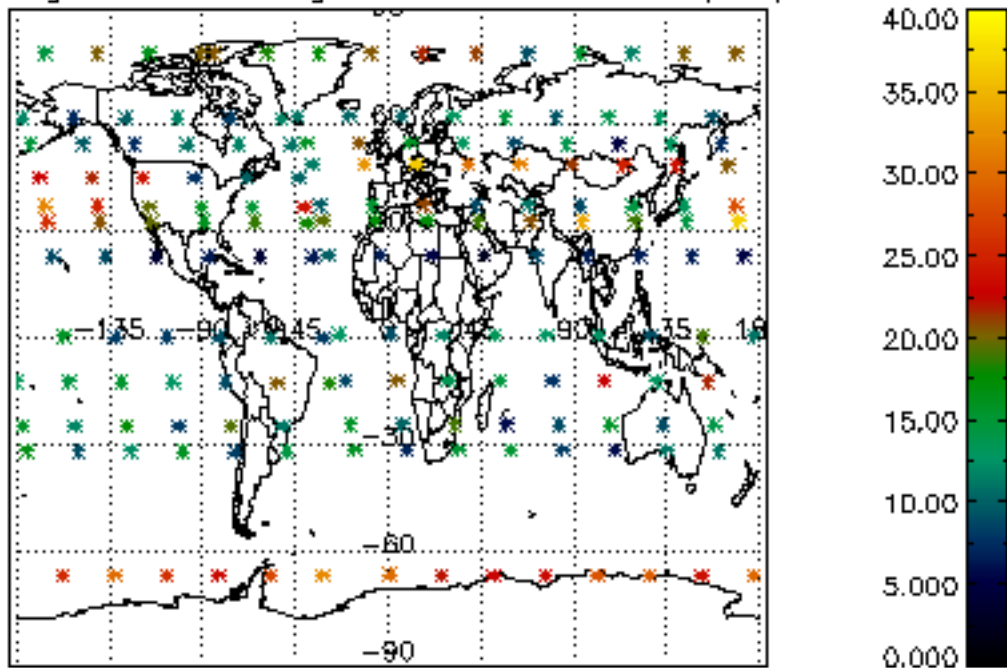
Percentage of cosmic ray hits per profile



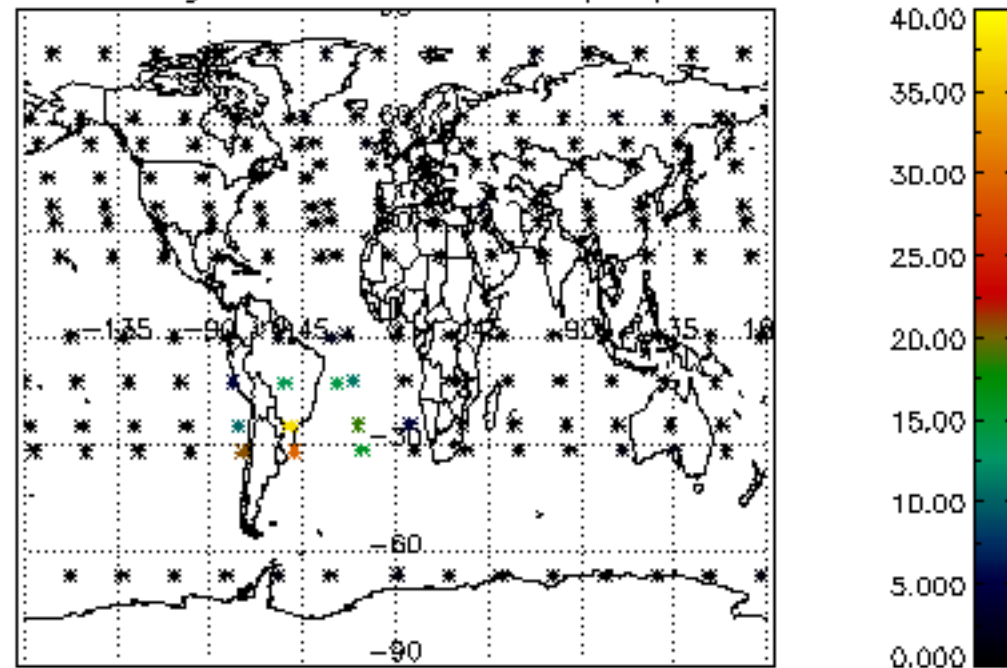
Percentage of datation errors per profile



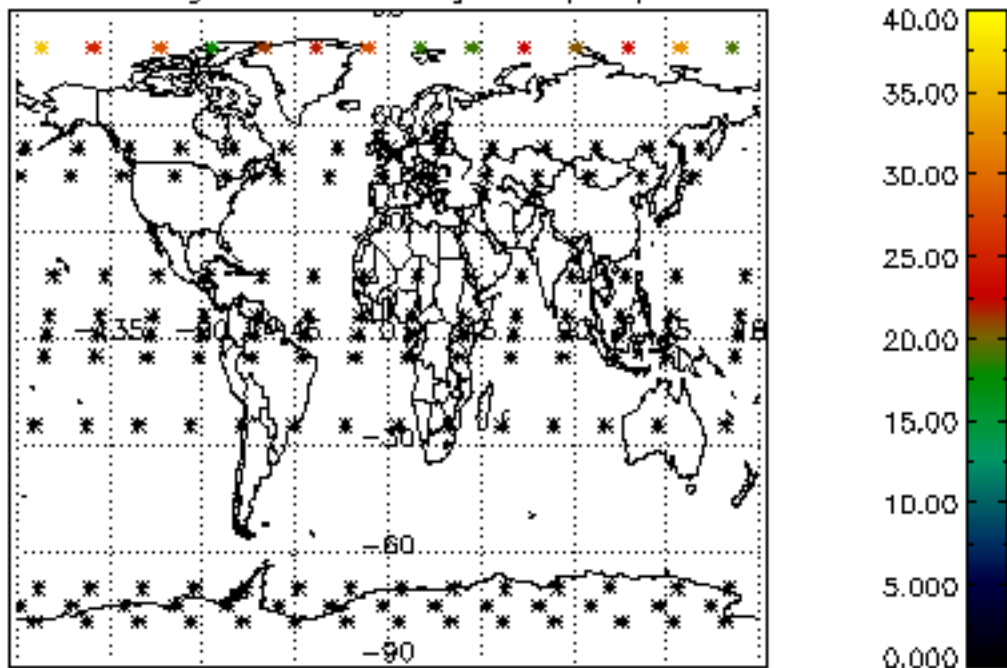
Percentage of star falling outside central band per profile



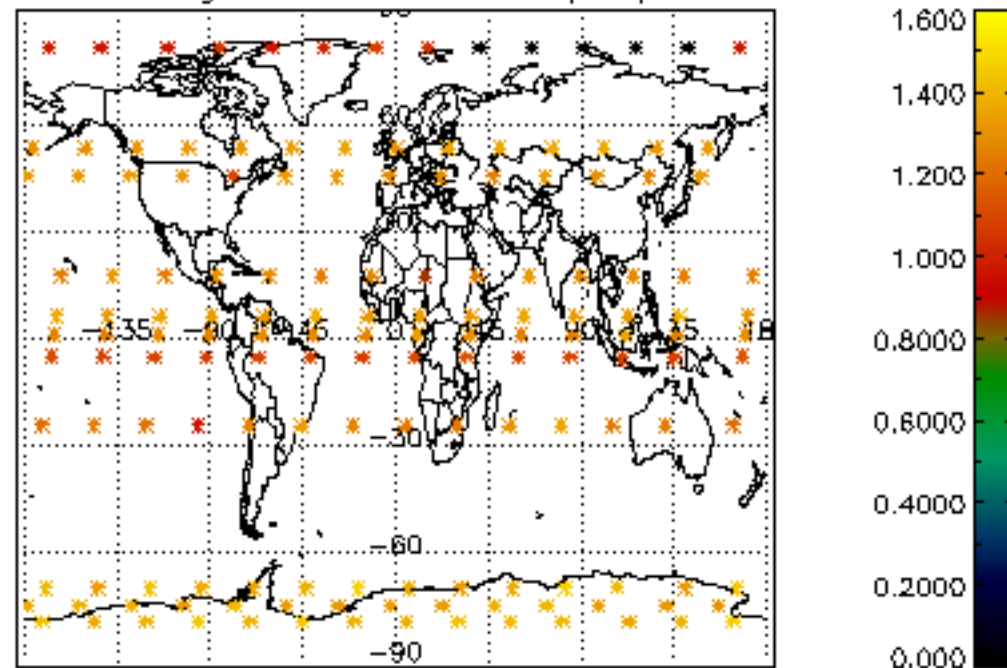
Percentage of saturation errors per profile



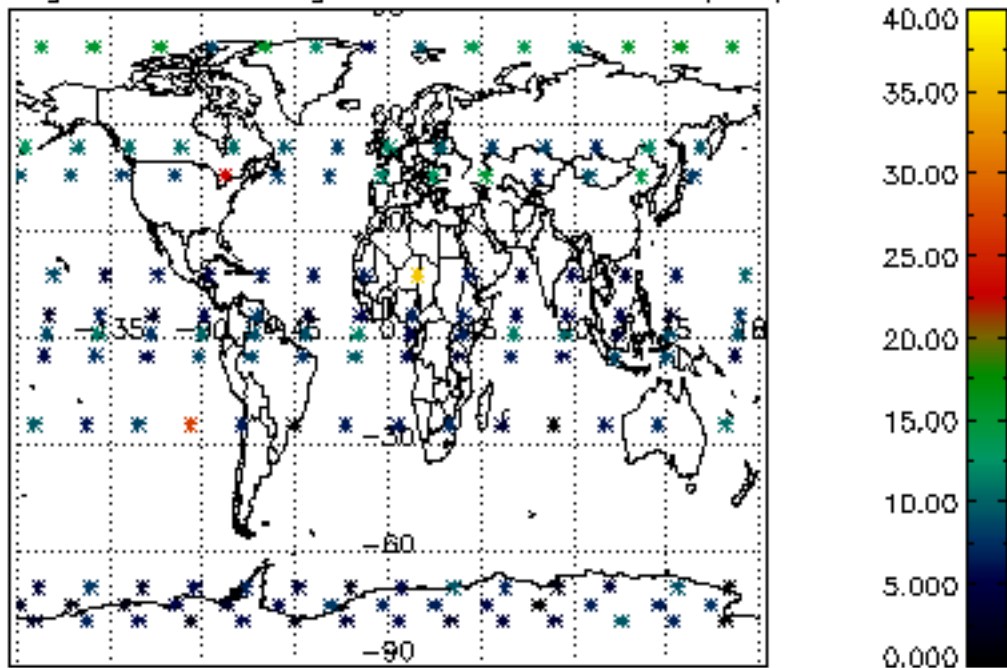
Percentage of cosmic ray hits per profile



Percentage of datation errors per profile



Percentage of star falling outside central band per profile



Percentage of saturation errors per profile

