

GOMOS Level 2 Daily Report

SUMMARY

[1. General Info](#)

[2. Summary of processed GOM_NL_2P products](#)

[3. Level 2 Quality information per product](#)

[3.1 Plot of level 2 quality information per product \(time dependant\)](#)

[3.2 Plot of level 2 quality information per product \(world map\)](#)

[4. Level 1 Quality information per product \(stored on level 2 products\)](#)

[4.1 Plot of level 1 quality information per product \(time dependant\)](#)

[4.1.1 Plot of level 1 quality information per product \(time dependant\): ASCENDING](#)

[4.1.2 Plot of level 1 quality information per product \(time dependant\): DESCENDING](#)

[4.2 Plot of level 1 quality information per product \(world map\)](#)

[4.2.1 Plot of level 1 quality information per product \(world map\): ASCENDING](#)

[4.2.2 Plot of level 1 quality information per product \(world map\): DESCENDING](#)

[5. Ozone profiles based on quality statistics and other trace gas profiles](#)

[5.1 Ozone statistics based on quality of products](#)

[5.2 Plot ozone profiles for all STD \(dark without errors\)](#)

[5.3 Plot ozone profiles where STD < 20% \(dark without errors\)](#)

[5.4. Plot ozone profiles where STD < 10% \(dark without errors\)](#)

[5.5. Plot ozone profiles where STD < 5% \(dark without errors\)](#)

[5.6 Plot NO2 profiles for all STD \(dark without errors\)](#)

[5.7 Plot NO3 profiles for all STD \(dark without errors\)](#)

[5.8 Plot H2O profiles \(only for occultations of stars 1,2,3,4,13,14,16,26,63 dark without errors\) for all STD](#)

[6. Auxiliary Data Files used for the production reported in section 2](#)

This report presents the daily analysis on parameters extracted from GOMOS level 2 data (GOM_NL__2P). It is intended to monitor some important parameters that will impact the quality of these products. A list of level 2 products (and content) that have arrived during the reporting day to the PCF is also given.

Item	Value
Time of report generation	25APR2013 11:30:09
Data source version	GOMOS/6.01
Start time of products	10-03-2008 (10MAR2008 00:00:00)
Stop time of products	11-03-2008 (11MAR2008 00:00:00)
Store outputs in DB	Yes
Nb of level 2 prods	317
Nb of prods with errors	0

2. Summary of processed GOM_NL__2P products.

Nr	Filename	UTC Start time	Limb	Duration	Star Id	Star Name	Star Mag	Star Temp	Nb Meas	Orbit	Prod. error
1	GOM_NL__2PRFIN20080310_000119_000000372066_00388_31504_1987.N1	10-MAR-2008 00:01:19	Bright	36.500	19	50Alp Cyg	1.2460	10500.	73	31504	No
2	GOM_NL__2PRFIN20080310_000253_000000362066_00388_31504_1988.N1	10-MAR-2008 00:02:53	Bright	36.000	66	37Gam Cyg	2.2080	5900.0	72	31504	No
3	GOM_NL__2PRFIN20080310_001203_000000492066_00388_31504_1989.N1	10-MAR-2008 00:12:03	Twilight_stray	49.000	168	17Zet Aql	2.9860	11000.	98	31504	No
4	GOM_NL__2PRFIN20080310_002213_000000442066_00388_31504_1990.N1	10-MAR-2008 00:22:13	Dark	43.500	155	41Pi Sgr	2.9000	6600.0	87	31504	No
5	GOM_NL__2PRFIN20080310_002410_000000442066_00388_31504_1991.N1	10-MAR-2008 00:24:10	Dark	44.000	57	34Sig Sgr	2.0660	26000.	88	31504	No
6	GOM_NL__2PRFIN20080310_003051_000000472066_00388_31504_1992.N1	10-MAR-2008 00:30:51	Dark	47.000	25	35Lam Sco	1.6200	28000.	94	31504	No
7	GOM_NL__2PRFIN20080310_003247_000000402066_00389_31505_1983.N1	10-MAR-2008 00:32:47	Dark	40.000	147	Alp Ara	2.8770	26000.	80	31505	No
8	GOM_NL__2PRFIN20080310_003740_000000392066_00389_31505_1984.N1	10-MAR-2008 00:37:40	Dark	39.000	134	Bet TrA	2.8100	6600.0	78	31505	No
9	GOM_NL__2PRFIN20080310_004023_000000502066_00389_31505_1985.N1	10-MAR-2008 00:40:23	Dark	49.500	4	Alp1Cen	-0.010000	5800.0	99	31505	No
10	GOM_NL__2PRFIN20080310_004139_000000432066_00389_31505_1986.N1	10-MAR-2008 00:41:39	Dark	42.500	10	Bet Cen	0.61000	28000.	85	31505	No
11	GOM_NL__2PRFIN20080310_004338_000000422066_00389_31505_1987.N1	10-MAR-2008 00:43:38	Dark	42.000	77	Eps Cen	2.3030	28000.	84	31505	No
12	GOM_NL__2PRFIN20080310_004501_000000552066_00389_31505_1988.N1	10-MAR-2008 00:45:01	Dark	55.000	26	Gam Cru	1.6240	2900.0	110	31505	No
13	GOM_NL__2PRFIN20080310_004639_000000442066_00389_31505_1989.N1	10-MAR-2008 00:46:39	Straylight	43.500	64	Gam Cen	2.2000	10600.	87	31505	No
14	GOM_NL__2PRFIN20080310_004838_000000542066_00389_31505_1990.N1	10-MAR-2008 00:48:38	Straylight	53.500	123	lot Cen	2.7500	10200.	107	31505	No
15	GOM_NL__2PRFIN20080310_005537_000000542066_00389_31505_1991.N1	10-MAR-2008 00:55:37	Straylight	53.500	171	2Eps Crv	3.0010	4250.0	107	31505	No
16	GOM_NL__2PRFIN20080310_010701_000000382066_00389_31505_1992.N1	10-MAR-2008 01:07:01	Bright	38.000	22	32Alp Leo	1.3600	15200.	76	31505	No
17	GOM_NL__2PRFIN20080310_010924_000000382066_00389_31505_1993.N1	10-MAR-2008 01:09:24	Bright	38.000	51	41Gam1Leo	2.0100	4500.0	76	31505	No
18	GOM_NL__2PRFIN20080310_011735_000000412066_00389_31505_1994.N1	10-MAR-2008 01:17:35	Bright	41.000	174	52Psi UMa	3.0040	4400.0	82	31505	No
19	GOM_NL__2PRFIN20080310_012039_000000572066_00389_31505_1995.N1	10-MAR-2008 01:20:39	Bright	57.000	82	48Bet UMa	2.3650	10600.	114	31505	No
20	GOM_NL__2PRFIN20080310_012205_000000382066_00389_31505_1996.N1	10-MAR-2008 01:22:05	Bright	38.000	36	50Alp UMa	1.8000	6300.0	76	31505	No
21	GOM_NL__2PRFIN20080310_012917_000000402066_00389_31505_1997.N1	10-MAR-2008 01:29:17	Bright	39.500	60	7Bet UMi	2.0810	3950.0	79	31505	No
22	GOM_NL__2PRFIN20080310_013915_000000492066_00389_31505_1998.N1	10-MAR-2008 01:39:15	Bright	48.500	69	33Gam Dra	2.2310	3800.0	97	31505	No
23	GOM_NL__2PRFIN20080310_014155_000000352066_00389_31505_1999.N1	10-MAR-2008 01:41:55	Bright	34.500	19	50Alp Cyg	1.2460	10500.	69	31505	No
24	GOM_NL__2PRFIN20080310_014329_000000362066_00389_31505_2000.N1	10-MAR-2008 01:43:29	Bright	35.500	66	37Gam Cyg	2.2080	5900.0	71	31505	No
25	GOM_NL__2PRFIN20080310_015240_000000492066_00389_31505_2001.N1	10-MAR-2008 01:52:40	Twilight_stray	49.000	168	17Zet Aql	2.9860	11000.	98	31505	No
26	GOM_NL__2PRFIN20080310_020250_000000462066_00389_31505_2002.N1	10-MAR-2008 02:02:50	Dark	45.500	155	41Pi Sgr	2.9000	6600.0	91	31505	No
27	GOM_NL__2PRFIN20080310_020447_000000472066_00389_31505_2003.N1	10-MAR-2008 02:04:47	Dark	47.000	57	34Sig Sgr	2.0660	26000.	94	31505	No
28	GOM_NL__2PRFIN20080310_020807_000000502066_00389_31505_2004.N1	10-MAR-2008 02:08:07	Dark	49.500	38	20Eps Sgr	1.8360	11000.	99	31505	No
29	GOM_NL__2PRFIN20080310_021128_000000542066_00389_31505_2005.N1	10-MAR-2008 02:11:28	Dark	53.500	25	35Lam Sco	1.6200	28000.	107	31505	No
30	GOM_NL__2PRFIN20080310_021324_000000422066_00390_31506_1997.N1	10-MAR-2008 02:13:24	Dark	41.500	147	Alp Ara	2.8770	26000.	83	31506	No
31	GOM_NL__2PRFIN20080310_021817_000000402066_00390_31506_1998.N1	10-MAR-2008 02:18:17	Dark	40.000	134	Bet TrA	2.8100	6600.0	80	31506	No
32	GOM_NL__2PRFIN20080310_022059_000000492066_00390_31506_1999.N1	10-MAR-2008 02:20:59	Dark	49.000	4	Alp1Cen	-0.010000	5800.0	98	31506	No
33	GOM_NL__2PRFIN20080310_022215_000000502066_00390_31506_2000.N1	10-MAR-2008 02:22:15	Dark	50.000	10	Bet Cen	0.61000	28000.	100	31506	No
34	GOM_NL__2PRFIN20080310_022415_000000412066_00390_31506_2001.N1	10-MAR-2008 02:24:15	Dark	41.000	77	Eps Cen	2.3030	28000.	82	31506	No
35	GOM_NL__2PRFIN20080310_022538_000000542066_00390_31506_2002.N1	10-MAR-2008 02:25:38	Dark	53.500	26	Gam Cru	1.6240	2900.0	107	31506	No
36	GOM_NL__2PRFIN20080310_022716_000000432066_00390_31506_2003.N1	10-MAR-2008 02:27:16	Straylight	42.500	64	Gam Cen	2.2000	10600.	85	31506	No
37	GOM_NL__2PRFIN20080310_022914_000000522066_00390_31506_2004.N1	10-MAR-2008 02:29:14	Straylight	51.500	123	lot Cen	2.7500	10200.	103	31506	No
38	GOM_NL__2PRFIN20080310_023613_000000512066_00390_31506_2005.N1	10-MAR-2008 02:36:13	Straylight	50.500	171	2Eps Crv	3.0010	4250.0	101	31506	No
39	GOM_NL__2PRFIN20080310_024737_000000392066_00390_31506_2006.N1	10-MAR-2008 02:47:37	Bright	38.500	22	32Alp Leo	1.3600	15200.	77	31506	No
40	GOM_NL__2PRFIN20080310_024959_000000402066_00390_31506_2007.N1	10-MAR-2008 02:49:59	Bright	40.000	51	41Gam1Leo	2.0100	4500.0	80	31506	No
41	GOM_NL__2PRFIN20080310_025811_000000412066_00390_31506_2008.N1	10-MAR-2008 02:58:11	Bright	40.500	174	52Psi UMa	3.0040	4400.0	81	31506	No
42	GOM_NL__2PRFIN20080310_030114_000000372066_00390_31506_2009.N1	10-MAR-2008 03:01:14	Bright	37.000	82	48Bet UMa	2.3650	10600.	74	31506	No

43	GOM_NL__2PRFIN20080310_030241_000000392066_00390_31506_2010.N1	10-MAR-2008 03:02:41	Bright	39.000	36	50Alp UMa	1.8000	6300.0	78	31506	No
44	GOM_NL__2PRFIN20080310_030952_000000382066_00390_31506_2011.N1	10-MAR-2008 03:09:52	Bright	38.000	60	7Bet UMi	2.0810	3950.0	76	31506	No
45	GOM_NL__2PRFIN20080310_031950_000000492066_00390_31506_2012.N1	10-MAR-2008 03:19:50	Bright	48.500	69	33Gam Dra	2.2310	3800.0	97	31506	No
46	GOM_NL__2PRFIN20080310_032231_000000362066_00390_31506_2013.N1	10-MAR-2008 03:22:31	Bright	35.500	19	50Alp Cyg	1.2460	10500.	71	31506	No
47	GOM_NL__2PRFIN20080310_032405_000000362066_00390_31506_2014.N1	10-MAR-2008 03:24:05	Bright	36.000	66	37Gam Cyg	2.2080	5900.0	72	31506	No
48	GOM_NL__2PRFIN20080310_033316_000000482066_00390_31506_2015.N1	10-MAR-2008 03:33:16	Tw_i_and_stray	47.500	168	17Zet Aql	2.9860	11000.	95	31506	No
49	GOM_NL__2PRFIN20080310_034326_000000452066_00390_31506_2016.N1	10-MAR-2008 03:43:26	Dark	44.500	155	41Pi Sgr	2.9000	6600.0	89	31506	No
50	GOM_NL__2PRFIN20080310_034523_000000442066_00390_31506_2017.N1	10-MAR-2008 03:45:23	Dark	44.000	57	34Sig Sgr	2.0660	26000.	88	31506	No
51	GOM_NL__2PRFIN20080310_034844_000000432066_00390_31506_2018.N1	10-MAR-2008 03:48:44	Dark	43.000	38	20Eps Sgr	1.8360	11000.	86	31506	No
52	GOM_NL__2PRFIN20080310_035205_000000502066_00390_31506_2019.N1	10-MAR-2008 03:52:05	Dark	49.500	25	35Lam Sco	1.6200	28000.	99	31506	No
53	GOM_NL__2PRFIN20080310_035401_000000412066_00391_31507_2009.N1	10-MAR-2008 03:54:01	Dark	41.000	147	Alp Ara	2.8770	26000.	82	31507	No
54	GOM_NL__2PRFIN20080310_035853_000000382066_00391_31507_2010.N1	10-MAR-2008 03:58:53	Dark	37.500	134	Bet TrA	2.8100	6600.0	75	31507	No
55	GOM_NL__2PRFIN20080310_040136_000000442066_00391_31507_2011.N1	10-MAR-2008 04:01:36	Dark	44.000	4	Alp1Cen	-0.010000	5800.0	88	31507	No
56	GOM_NL__2PRFIN20080310_040252_000000522066_00391_31507_2012.N1	10-MAR-2008 04:02:52	Dark	52.000	10	Bet Cen	0.61000	28000.	104	31507	No
57	GOM_NL__2PRFIN20080310_040451_000000422066_00391_31507_2013.N1	10-MAR-2008 04:04:51	Dark	42.000	77	Eps Cen	2.3030	28000.	84	31507	No
58	GOM_NL__2PRFIN20080310_040614_000000512066_00391_31507_2014.N1	10-MAR-2008 04:06:14	Dark	50.500	26	Gam Cru	1.6240	2900.0	101	31507	No
59	GOM_NL__2PRFIN20080310_040752_000000402066_00391_31507_2015.N1	10-MAR-2008 04:07:52	Straylight	40.000	64	Gam Cen	2.2000	10600.	80	31507	No
60	GOM_NL__2PRFIN20080310_040951_000000502066_00391_31507_2016.N1	10-MAR-2008 04:09:51	Straylight	50.000	123	lot Cen	2.7500	10200.	100	31507	No
61	GOM_NL__2PRFIN20080310_041650_000000542066_00391_31507_2017.N1	10-MAR-2008 04:16:50	Straylight	54.000	171	2Eps Crv	3.0010	4250.0	108	31507	No
62	GOM_NL__2PRFIN20080310_042813_000000392066_00391_31507_2018.N1	10-MAR-2008 04:28:13	Bright	39.000	22	32Alp Leo	1.3600	15200.	78	31507	No
63	GOM_NL__2PRFIN20080310_043035_000000392066_00391_31507_2019.N1	10-MAR-2008 04:30:35	Bright	39.000	51	41Gam1Leo	2.0100	4500.0	78	31507	No
64	GOM_NL__2PRFIN20080310_043846_000000402066_00391_31507_2020.N1	10-MAR-2008 04:38:46	Bright	39.500	174	52Psi UMa	3.0040	4400.0	79	31507	No
65	GOM_NL__2PRFIN20080310_044150_000000372066_00391_31507_2021.N1	10-MAR-2008 04:41:50	Bright	37.000	82	48Bet UMa	2.3650	10600.	74	31507	No
66	GOM_NL__2PRFIN20080310_044317_000000382066_00391_31507_2022.N1	10-MAR-2008 04:43:17	Bright	37.500	36	50Alp UMa	1.8000	6300.0	75	31507	No
67	GOM_NL__2PRFIN20080310_045028_000000412066_00391_31507_2023.N1	10-MAR-2008 04:50:28	Bright	40.500	60	7Bet UMi	2.0810	3950.0	81	31507	No
68	GOM_NL__2PRFIN20080310_050026_000000482066_00391_31507_2024.N1	10-MAR-2008 05:00:26	Bright	47.500	69	33Gam Dra	2.2310	3800.0	95	31507	No
69	GOM_NL__2PRFIN20080310_050307_000000372066_00391_31507_2025.N1	10-MAR-2008 05:03:07	Bright	37.000	19	50Alp Cyg	1.2460	10500.	74	31507	No
70	GOM_NL__2PRFIN20080310_050441_000000362066_00391_31507_2026.N1	10-MAR-2008 05:04:41	Bright	36.000	66	37Gam Cyg	2.2080	5900.0	72	31507	No
71	GOM_NL__2PRFIN20080310_051353_000000492066_00391_31507_2027.N1	10-MAR-2008 05:13:53	Tw_i_and_stray	48.500	168	17Zet Aql	2.9860	11000.	97	31507	No
72	GOM_NL__2PRFIN20080310_052403_000000442066_00391_31507_2028.N1	10-MAR-2008 05:24:03	Dark	43.500	155	41Pi Sgr	2.9000	6600.0	87	31507	No
73	GOM_NL__2PRFIN20080310_052600_000000452066_00391_31507_2029.N1	10-MAR-2008 05:26:00	Dark	45.000	57	34Sig Sgr	2.0660	26000.	90	31507	No
74	GOM_NL__2PRFIN20080310_052921_000000482066_00391_31507_2030.N1	10-MAR-2008 05:29:21	Dark	47.500	38	20Eps Sgr	1.8360	11000.	95	31507	No
75	GOM_NL__2PRFIN20080310_053242_000000502066_00391_31507_2031.N1	10-MAR-2008 05:32:42	Dark	49.500	25	35Lam Sco	1.6200	28000.	99	31507	No
76	GOM_NL__2PRFIN20080310_053438_000000422066_00392_31508_2017.N1	10-MAR-2008 05:34:38	Dark	41.500	147	Alp Ara	2.8770	26000.	83	31508	No
77	GOM_NL__2PRFIN20080310_053930_000000392066_00392_31508_2018.N1	10-MAR-2008 05:39:30	Dark	39.000	134	Bet TrA	2.8100	6600.0	78	31508	No
78	GOM_NL__2PRFIN20080310_054212_000000512066_00392_31508_2019.N1	10-MAR-2008 05:42:12	Dark	50.500	4	Alp1Cen	-0.010000	5800.0	101	31508	No
79	GOM_NL__2PRFIN20080310_054328_000000462066_00392_31508_2020.N1	10-MAR-2008 05:43:28	Dark	45.500	10	Bet Cen	0.61000	28000.	91	31508	No
80	GOM_NL__2PRFIN20080310_054528_000000432066_00392_31508_2021.N1	10-MAR-2008 05:45:28	Dark	42.500	77	Eps Cen	2.3030	28000.	85	31508	No
81	GOM_NL__2PRFIN20080310_054651_000000552066_00392_31508_2022.N1	10-MAR-2008 05:46:51	Dark	54.500	26	Gam Cru	1.6240	2900.0	109	31508	No
82	GOM_NL__2PRFIN20080310_054829_000000442066_00392_31508_2023.N1	10-MAR-2008 05:48:29	Straylight	43.500	64	Gam Cen	2.2000	10600.	87	31508	No
83	GOM_NL__2PRFIN20080310_055028_000000492066_00392_31508_2024.N1	10-MAR-2008 05:50:28	Straylight	49.000	123	lot Cen	2.7500	10200.	98	31508	No
84	GOM_NL__2PRFIN20080310_055726_000000552066_00392_31508_2025.N1	10-MAR-2008 05:57:26	Straylight	54.500	171	2Eps Crv	3.0010	4250.0	109	31508	No
85	GOM_NL__2PRFIN20080310_060849_000000392066_00392_31508_2026.N1	10-MAR-2008 06:08:49	Bright	39.000	22	32Alp Leo	1.3600	15200.	78	31508	No
86	GOM_NL__2PRFIN20080310_061111_000000402066_00392_31508_2027.N1	10-MAR-2008 06:11:11	Bright	40.000	51	41Gam1Leo	2.0100	4500.0	80	31508	No
87	GOM_NL__2PRFIN20080310_061922_000000412066_00392_31508_2028.N1	10-MAR-2008 06:19:22	Bright	41.000	174	52Psi UMa	3.0040	4400.0	82	31508	No
88	GOM_NL__2PRFIN20080310_062226_000000372066_00392_31508_2029.N1	10-MAR-2008 06:22:26	Bright	36.500	82	48Bet UMa	2.3650	10600.	73	31508	No
89	GOM_NL__2PRFIN20080310_062353_000000402066_00392_31508_2030.N1	10-MAR-2008 06:23:53	Bright	39.500	36	50Alp UMa	1.8000	6300.0	79	31508	No
90	GOM_NL__2PRFIN20080310_063104_000000412066_00392_31508_2031.N1	10-MAR-2008 06:31:04	Bright	41.000	60	7Bet UMi	2.0810	3950.0	82	31508	No
91	GOM_NL__2PRFIN20080310_064102_000000452066_00392_31508_2032.N1	10-MAR-2008 06:41:02	Bright	45.000	69	33Gam Dra	2.2310	3800.0	90	31508	No
92	GOM_NL__2PRFIN20080310_064343_000000342066_00392_31508_2033.N1	10-MAR-2008 06:43:43	Bright	34.000	19	50Alp Cyg	1.2460	10500.	68	31508	No
93	GOM_NL__2PRFIN20080310_064517_000000362066_00392_31508_2034.N1	10-MAR-2008 06:45:17	Bright	35.500	66	37Gam Cyg	2.2080	5900.0	71	31508	No
94	GOM_NL__2PRFIN20080310_065429_000000482066_00392_31508_2035.N1	10-MAR-2008 06:54:29	Tw_i_and_stray	47.500	168	17Zet Aql	2.9860	11000.	95	31508	No
95	GOM_NL__2PRFIN20080310_070440_000000452066_00392_31508_2036.N1	10-MAR-2008 07:04:40	Dark	44.500	155	41Pi Sgr	2.9000	6600.0	89	31508	No
96	GOM_NL__2PRFIN20080310_070637_000000472066_00392_31508_2037.N1	10-MAR-2008 07:06:37	Dark	47.000	57	34Sig Sgr	2.0660	26000.	94	31508	No
97	GOM_NL__2PRFIN20080310_070958_000000462066_00392_31508_2038.N1	10-MAR-2008 07:09:58	Dark	45.500	38	20Eps Sgr	1.8360	11000.	91	31508	No
98	GOM_NL__2PRFIN20080310_071319_000000482066_00392_31508_2039.N1	10-MAR-2008 07:13:19	Dark	48.000	25	35Lam Sco	1.6200	28000.	96	31508	No
99	GOM_NL__2PRFIN20080310_071514_000000422066_00393_31509_2042.N1	10-MAR-2008 07:15:14	Dark	41.500	147	Alp Ara	2.8770	26000.	83	31509	No
100	GOM_NL__2PRFIN20080310_072007_000000382066_00393_31509_2043.N1	10-MAR-2008 07:20:07	Dark	37.500	134	Bet TrA	2.8100	6600.0	75	31509	No
101	GOM_NL__2PRFIN20080310_072249_000000562066_00393_31509_2044.N1	10-MAR-2008 07:22:49	Dark	55.500	4	Alp1Cen	-0.010000	5800.0	111	31509	No

102	GOM_NL__2PRFIN20080310_072405_000000482066_00393_31509_2045.N1	10-MAR-2008 07:24:05	Dark	48.000	10	Bet Cen	0.61000	28000.	96	31509	No
103	GOM_NL__2PRFIN20080310_072604_000000422066_00393_31509_2046.N1	10-MAR-2008 07:26:04	Dark	42.000	77	Eps Cen	2.3030	28000.	84	31509	No
104	GOM_NL__2PRFIN20080310_072727_000000542066_00393_31509_2047.N1	10-MAR-2008 07:27:27	Dark	54.000	26	Gam Cru	1.6240	2900.0	108	31509	No
105	GOM_NL__2PRFIN20080310_072905_000000422066_00393_31509_2048.N1	10-MAR-2008 07:29:05	Straylight	41.500	64	Gam Cen	2.2000	10600.	83	31509	No
106	GOM_NL__2PRFIN20080310_073104_000000512066_00393_31509_2049.N1	10-MAR-2008 07:31:04	Straylight	50.500	123	lot Cen	2.7500	10200.	101	31509	No
107	GOM_NL__2PRFIN20080310_073802_000000522066_00393_31509_2050.N1	10-MAR-2008 07:38:02	Straylight	51.500	171	2Eps Crv	3.0010	4250.0	103	31509	No
108	GOM_NL__2PRFIN20080310_074925_000000402066_00393_31509_2051.N1	10-MAR-2008 07:49:25	Bright	39.500	22	32Alp Leo	1.3600	15200.	79	31509	No
109	GOM_NL__2PRFIN20080310_075147_000000402066_00393_31509_2052.N1	10-MAR-2008 07:51:47	Bright	39.500	51	41Gam1Leo	2.0100	4500.0	79	31509	No
110	GOM_NL__2PRFIN20080310_075957_000000422066_00393_31509_2053.N1	10-MAR-2008 07:59:57	Bright	41.500	174	52Psi UMa	3.0040	4400.0	83	31509	No
111	GOM_NL__2PRFIN20080310_080301_000000382066_00393_31509_2054.N1	10-MAR-2008 08:03:01	Bright	38.000	82	48Bet UMa	2.3650	10600.	76	31509	No
112	GOM_NL__2PRFIN20080310_080428_000000382066_00393_31509_2055.N1	10-MAR-2008 08:04:28	Bright	38.000	36	50Alp UMa	1.8000	6300.0	76	31509	No
113	GOM_NL__2PRFIN20080310_081139_000000412066_00393_31509_2056.N1	10-MAR-2008 08:11:39	Bright	40.500	60	7Bet UMi	2.0810	3950.0	81	31509	No
114	GOM_NL__2PRFIN20080310_082137_000000452066_00393_31509_2057.N1	10-MAR-2008 08:21:37	Bright	45.000	69	33Gam Dra	2.2310	3800.0	90	31509	No
115	GOM_NL__2PRFIN20080310_082419_000000362066_00393_31509_2058.N1	10-MAR-2008 08:24:19	Bright	36.000	19	50Alp Cyg	1.2460	10500.	72	31509	No
116	GOM_NL__2PRFIN20080310_082553_000000372066_00393_31509_2059.N1	10-MAR-2008 08:25:53	Bright	36.500	66	37Gam Cyg	2.2080	5900.0	73	31509	No
117	GOM_NL__2PRFIN20080310_083505_000000472066_00393_31509_2060.N1	10-MAR-2008 08:35:05	Twl_and_stray	46.500	168	17Zet Aql	2.9860	11000.	93	31509	No
118	GOM_NL__2PRFIN20080310_084516_000000432066_00393_31509_2061.N1	10-MAR-2008 08:45:16	Dark	42.500	155	41Pi Sgr	2.9000	6600.0	85	31509	No
119	GOM_NL__2PRFIN20080310_084714_000000442066_00393_31509_2062.N1	10-MAR-2008 08:47:14	Dark	43.500	57	34Sig Sgr	2.0660	26000.	87	31509	No
120	GOM_NL__2PRFIN20080310_085034_000000462066_00393_31509_2063.N1	10-MAR-2008 08:50:34	Dark	46.000	38	20Eps Sgr	1.8360	11000.	92	31509	No
121	GOM_NL__2PRFIN20080310_085356_000000512066_00393_31509_2064.N1	10-MAR-2008 08:53:56	Dark	51.000	25	35Lam Sco	1.6200	28000.	102	31509	No
122	GOM_NL__2PRFIN20080310_085551_000000432066_00394_31510_2055.N1	10-MAR-2008 08:55:51	Dark	43.000	147	Alp Ara	2.8770	26000.	86	31510	No
123	GOM_NL__2PRFIN20080310_090043_000000392066_00394_31510_2056.N1	10-MAR-2008 09:00:43	Dark	39.000	134	Bet TrA	2.8100	6600.0	78	31510	No
124	GOM_NL__2PRFIN20080310_090325_000000492066_00394_31510_2057.N1	10-MAR-2008 09:03:25	Dark	48.500	4	Alp1Cen	-0.010000	5800.0	97	31510	No
125	GOM_NL__2PRFIN20080310_090441_000000502066_00394_31510_2058.N1	10-MAR-2008 09:04:41	Dark	50.000	10	Bet Cen	0.61000	28000.	100	31510	No
126	GOM_NL__2PRFIN20080310_090641_000000422066_00394_31510_2059.N1	10-MAR-2008 09:06:41	Dark	41.500	77	Eps Cen	2.3030	28000.	83	31510	No
127	GOM_NL__2PRFIN20080310_090803_000000552066_00394_31510_2060.N1	10-MAR-2008 09:08:03	Dark	55.000	26	Gam Cru	1.6240	2900.0	110	31510	No
128	GOM_NL__2PRFIN20080310_090942_000000422066_00394_31510_2061.N1	10-MAR-2008 09:09:42	Straylight	42.000	64	Gam Cen	2.2000	10600.	84	31510	No
129	GOM_NL__2PRFIN20080310_091141_000000502066_00394_31510_2062.N1	10-MAR-2008 09:11:41	Straylight	50.000	123	lot Cen	2.7500	10200.	100	31510	No
130	GOM_NL__2PRFIN20080310_091838_000000512066_00394_31510_2063.N1	10-MAR-2008 09:18:38	Straylight	51.000	171	2Eps Crv	3.0010	4250.0	102	31510	No
131	GOM_NL__2PRFIN20080310_093001_000000382066_00394_31510_2064.N1	10-MAR-2008 09:30:01	Bright	38.000	22	32Alp Leo	1.3600	15200.	76	31510	No
132	GOM_NL__2PRFIN20080310_093223_000000392066_00394_31510_2065.N1	10-MAR-2008 09:32:23	Bright	39.000	51	41Gam1Leo	2.0100	4500.0	78	31510	No
133	GOM_NL__2PRFIN20080310_094033_000000392066_00394_31510_2066.N1	10-MAR-2008 09:40:33	Bright	39.000	174	52Psi UMa	3.0040	4400.0	78	31510	No
134	GOM_NL__2PRFIN20080310_094337_000000392066_00394_31510_2067.N1	10-MAR-2008 09:43:37	Bright	39.000	82	48Bet UMa	2.3650	10600.	78	31510	No
135	GOM_NL__2PRFIN20080310_094504_000000402066_00394_31510_2068.N1	10-MAR-2008 09:45:04	Bright	40.000	36	50Alp UMa	1.8000	6300.0	80	31510	No
136	GOM_NL__2PRFIN20080310_095215_000000412066_00394_31510_2069.N1	10-MAR-2008 09:52:15	Bright	40.500	60	7Bet UMi	2.0810	3950.0	81	31510	No
137	GOM_NL__2PRFIN20080310_100213_000000402066_00394_31510_2070.N1	10-MAR-2008 10:02:13	Bright	40.000	69	33Gam Dra	2.2310	3800.0	80	31510	No
138	GOM_NL__2PRFIN20080310_100455_000000372066_00394_31510_2071.N1	10-MAR-2008 10:04:55	Bright	36.500	19	50Alp Cyg	1.2460	10500.	73	31510	No
139	GOM_NL__2PRFIN20080310_100629_000000352066_00394_31510_2072.N1	10-MAR-2008 10:06:29	Bright	35.000	66	37Gam Cyg	2.2080	5900.0	70	31510	No
140	GOM_NL__2PRFIN20080310_101542_000000522066_00394_31510_2073.N1	10-MAR-2008 10:15:42	Twl_and_stray	51.500	168	17Zet Aql	2.9860	11000.	103	31510	No
141	GOM_NL__2PRFIN20080310_102553_000000452066_00394_31510_2074.N1	10-MAR-2008 10:25:53	Dark	44.500	155	41Pi Sgr	2.9000	6600.0	89	31510	No
142	GOM_NL__2PRFIN20080310_102750_000000442066_00394_31510_2075.N1	10-MAR-2008 10:27:50	Dark	44.000	57	34Sig Sgr	2.0660	26000.	88	31510	No
143	GOM_NL__2PRFIN20080310_103111_000000432066_00394_31510_2076.N1	10-MAR-2008 10:31:11	Dark	43.000	38	20Eps Sgr	1.8360	11000.	86	31510	No
144	GOM_NL__2PRFIN20080310_103433_000000482066_00394_31510_2077.N1	10-MAR-2008 10:34:33	Dark	48.000	25	35Lam Sco	1.6200	28000.	96	31510	No
145	GOM_NL__2PRFIN20080310_104119_000000402066_00395_31511_2074.N1	10-MAR-2008 10:41:19	Dark	39.500	134	Bet TrA	2.8100	6600.0	79	31511	No
146	GOM_NL__2PRFIN20080310_104402_000000512066_00395_31511_2075.N1	10-MAR-2008 10:44:02	Dark	51.000	4	Alp1Cen	-0.010000	5800.0	102	31511	No
147	GOM_NL__2PRFIN20080310_104518_000000542066_00395_31511_2076.N1	10-MAR-2008 10:45:18	Dark	53.500	10	Bet Cen	0.61000	28000.	107	31511	No
148	GOM_NL__2PRFIN20080310_104717_000000412066_00395_31511_2077.N1	10-MAR-2008 10:47:17	Dark	41.000	77	Eps Cen	2.3030	28000.	82	31511	No
149	GOM_NL__2PRFIN20080310_104840_000000532066_00395_31511_2078.N1	10-MAR-2008 10:48:40	Dark	53.000	26	Gam Cru	1.6240	2900.0	106	31511	No
150	GOM_NL__2PRFIN20080310_105018_000000422066_00395_31511_2079.N1	10-MAR-2008 10:50:18	Straylight	42.000	64	Gam Cen	2.2000	10600.	84	31511	No
151	GOM_NL__2PRFIN20080310_105218_000000522066_00395_31511_2080.N1	10-MAR-2008 10:52:18	Straylight	52.000	123	lot Cen	2.7500	10200.	104	31511	No
152	GOM_NL__2PRFIN20080310_105914_000000532066_00395_31511_2081.N1	10-MAR-2008 10:59:14	Straylight	52.500	171	2Eps Crv	3.0010	4250.0	105	31511	No
153	GOM_NL__2PRFIN20080310_111037_000000392066_00395_31511_2082.N1	10-MAR-2008 11:10:37	Bright	39.000	22	32Alp Leo	1.3600	15200.	78	31511	No
154	GOM_NL__2PRFIN20080310_111259_000000402066_00395_31511_2083.N1	10-MAR-2008 11:12:59	Bright	39.500	51	41Gam1Leo	2.0100	4500.0	79	31511	No
155	GOM_NL__2PRFIN20080310_112108_000000402066_00395_31511_2084.N1	10-MAR-2008 11:21:08	Bright	40.000	174	52Psi UMa	3.0040	4400.0	80	31511	No
156	GOM_NL__2PRFIN20080310_112412_000000392066_00395_31511_2085.N1	10-MAR-2008 11:24:12	Bright	39.000	82	48Bet UMa	2.3650	10600.	78	31511	No
157	GOM_NL__2PRFIN20080310_112539_000000412066_00395_31511_2086.N1	10-MAR-2008 11:25:39	Bright	40.500	36	50Alp UMa	1.8000	6300.0	81	31511	No
158	GOM_NL__2PRFIN20080310_113250_000000412066_00395_31511_2087.N1	10-MAR-2008 11:32:50	Bright	40.500	60	7Bet UMi	2.0810	3950.0	81	31511	No
159	GOM_NL__2PRFIN20080310_114249_000000402066_00395_31511_2088.N1	10-MAR-2008 11:42:49	Bright	40.000	69	33Gam Dra	2.2310	3800.0	80	31511	No
160	GOM_NL__2PRFIN20080310_114531_000000362066_00395_31511_2089.N1	10-MAR-2008 11:45:31	Bright	36.000	19	50Alp Cyg	1.2460	10500.	72	31511	No

161	GOM_NL__2PRFIN20080310_114705_000000362066_00395_31511_2090.N1	10-MAR-2008 11:47:05	Bright	36.000	66	37Gam Cyg	2.2080	5900.0	72	31511	No
162	GOM_NL__2PRFIN20080310_115618_000000472066_00395_31511_2091.N1	10-MAR-2008 11:56:18	Tw_i_and_stray	46.500	168	17Zet Aql	2.9860	11000.	93	31511	No
163	GOM_NL__2PRFIN20080310_120629_000000442066_00395_31511_2092.N1	10-MAR-2008 12:06:29	Dark	43.500	155	41Pi Sgr	2.9000	6600.0	87	31511	No
164	GOM_NL__2PRFIN20080310_120827_000000442066_00395_31511_2093.N1	10-MAR-2008 12:08:27	Dark	43.500	57	34Sig Sgr	2.0660	26000.	87	31511	No
165	GOM_NL__2PRFIN20080310_121148_000000452066_00395_31511_2094.N1	10-MAR-2008 12:11:48	Dark	45.000	38	20Eps Sgr	1.8360	11000.	90	31511	No
166	GOM_NL__2PRFIN20080310_121510_000000482066_00395_31511_2095.N1	10-MAR-2008 12:15:10	Dark	48.000	25	35Lam Sco	1.6200	28000.	96	31511	No
167	GOM_NL__2PRFIN20080310_121704_000000402066_00396_31512_2096.N1	10-MAR-2008 12:17:04	Dark	40.000	147	Alp Ara	2.8770	26000.	80	31512	No
168	GOM_NL__2PRFIN20080310_122156_000000382066_00396_31512_2097.N1	10-MAR-2008 12:21:56	Dark	38.000	134	Bet TrA	2.8100	6600.0	76	31512	No
169	GOM_NL__2PRFIN20080310_122438_000000442066_00396_31512_2098.N1	10-MAR-2008 12:24:38	Dark	43.500	4	Alp1Cen	-0.010000	5800.0	87	31512	No
170	GOM_NL__2PRFIN20080310_122554_000000502066_00396_31512_2099.N1	10-MAR-2008 12:25:54	Dark	50.000	10	Bet Cen	0.61000	28000.	100	31512	No
171	GOM_NL__2PRFIN20080310_122817_000000392066_00396_31512_2100.N1	10-MAR-2008 12:28:17	Dark	39.000	20	Bet Cru	1.2530	30000.	78	31512	No
172	GOM_NL__2PRFIN20080310_123054_000000412066_00396_31512_2101.N1	10-MAR-2008 12:30:54	Straylight	40.500	64	Gam Cen	2.2000	10600.	81	31512	No
173	GOM_NL__2PRFIN20080310_123254_000000542066_00396_31512_2102.N1	10-MAR-2008 12:32:54	Straylight	54.000	123	lot Cen	2.7500	10200.	108	31512	No
174	GOM_NL__2PRFIN20080310_123951_000000532066_00396_31512_2103.N1	10-MAR-2008 12:39:51	Straylight	53.000	171	2Eps Crv	3.0010	4250.0	106	31512	No
175	GOM_NL__2PRFIN20080310_125113_000000382066_00396_31512_2104.N1	10-MAR-2008 12:51:13	Bright	38.000	22	32Alp Leo	1.3600	15200.	76	31512	No
176	GOM_NL__2PRFIN20080310_125334_000000392066_00396_31512_2105.N1	10-MAR-2008 12:53:34	Bright	39.000	51	41Gam1Leo	2.0100	4500.0	78	31512	No
177	GOM_NL__2PRFIN20080310_130143_000000462066_00396_31512_2106.N1	10-MAR-2008 13:01:43	Bright	45.500	174	52Psi UMa	3.0040	4400.0	91	31512	No
178	GOM_NL__2PRFIN20080310_130448_000000392066_00396_31512_2107.N1	10-MAR-2008 13:04:48	Bright	38.500	82	48Bet UMa	2.3650	10600.	77	31512	No
179	GOM_NL__2PRFIN20080310_130615_000000402066_00396_31512_2108.N1	10-MAR-2008 13:06:15	Bright	39.500	36	50Alp UMa	1.8000	6300.0	79	31512	No
180	GOM_NL__2PRFIN20080310_131326_000000372066_00396_31512_2109.N1	10-MAR-2008 13:13:26	Bright	36.500	60	7Bet UMi	2.0810	3950.0	73	31512	No
181	GOM_NL__2PRFIN20080310_132324_000000352066_00396_31512_2110.N1	10-MAR-2008 13:23:24	Bright	35.000	69	33Gam Dra	2.2310	3800.0	70	31512	No
182	GOM_NL__2PRFIN20080310_132607_000000382066_00396_31512_2111.N1	10-MAR-2008 13:26:07	Bright	37.500	19	50Alp Cyg	1.2460	10500.	75	31512	No
183	GOM_NL__2PRFIN20080310_132741_000000352066_00396_31512_2112.N1	10-MAR-2008 13:27:41	Bright	35.000	66	37Gam Cyg	2.2080	5900.0	70	31512	No
184	GOM_NL__2PRFIN20080310_133654_000000492066_00396_31512_2113.N1	10-MAR-2008 13:36:54	Tw_i_and_stray	48.500	168	17Zet Aql	2.9860	11000.	97	31512	No
185	GOM_NL__2PRFIN20080310_134706_000000472066_00396_31512_2114.N1	10-MAR-2008 13:47:06	Dark	47.000	155	41Pi Sgr	2.9000	6600.0	94	31512	No
186	GOM_NL__2PRFIN20080310_134904_000000432066_00396_31512_2115.N1	10-MAR-2008 13:49:04	Dark	42.500	57	34Sig Sgr	2.0660	26000.	85	31512	No
187	GOM_NL__2PRFIN20080310_135224_000000442066_00396_31512_2116.N1	10-MAR-2008 13:52:24	Dark	44.000	38	20Eps Sgr	1.8360	11000.	88	31512	No
188	GOM_NL__2PRFIN20080310_135547_000000502066_00396_31512_2117.N1	10-MAR-2008 13:55:47	Dark	49.500	25	35Lam Sco	1.6200	28000.	99	31512	No
189	GOM_NL__2PRFIN20080310_135741_000000432066_00397_31513_2107.N1	10-MAR-2008 13:57:41	Dark	42.500	147	Alp Ara	2.8770	26000.	85	31513	No
190	GOM_NL__2PRFIN20080310_140232_000000382066_00397_31513_2108.N1	10-MAR-2008 14:02:32	Dark	37.500	134	Bet TrA	2.8100	6600.0	75	31513	No
191	GOM_NL__2PRFIN20080310_140515_000000452066_00397_31513_2109.N1	10-MAR-2008 14:05:15	Dark	44.500	4	Alp1Cen	-0.010000	5800.0	89	31513	No
192	GOM_NL__2PRFIN20080310_140631_000000412066_00397_31513_2110.N1	10-MAR-2008 14:06:31	Dark	40.500	10	Bet Cen	0.61000	28000.	81	31513	No
193	GOM_NL__2PRFIN20080310_140853_000000392066_00397_31513_2111.N1	10-MAR-2008 14:08:53	Dark	39.000	20	Bet Cru	1.2530	30000.	78	31513	No
194	GOM_NL__2PRFIN20080310_141131_000000412066_00397_31513_2112.N1	10-MAR-2008 14:11:31	Straylight	41.000	64	Gam Cen	2.2000	10600.	82	31513	No
195	GOM_NL__2PRFIN20080310_141331_000000522066_00397_31513_2113.N1	10-MAR-2008 14:13:31	Straylight	52.000	123	lot Cen	2.7500	10200.	104	31513	No
196	GOM_NL__2PRFIN20080310_142027_000000562066_00397_31513_2114.N1	10-MAR-2008 14:20:27	Straylight	56.000	171	2Eps Crv	3.0010	4250.0	112	31513	No
197	GOM_NL__2PRFIN20080310_143149_000000392066_00397_31513_2115.N1	10-MAR-2008 14:31:49	Bright	39.000	22	32Alp Leo	1.3600	15200.	78	31513	No
198	GOM_NL__2PRFIN20080310_143410_000000552066_00397_31513_2116.N1	10-MAR-2008 14:34:10	Bright	55.000	51	41Gam1Leo	2.0100	4500.0	110	31513	No
199	GOM_NL__2PRFIN20080310_144219_000000602066_00397_31513_2117.N1	10-MAR-2008 14:42:19	Bright	60.000	174	52Psi UMa	3.0040	4400.0	120	31513	No
200	GOM_NL__2PRFIN20080310_144523_000000392066_00397_31513_2118.N1	10-MAR-2008 14:45:23	Bright	38.500	82	48Bet UMa	2.3650	10600.	77	31513	No
201	GOM_NL__2PRFIN20080310_144651_000000392066_00397_31513_2119.N1	10-MAR-2008 14:46:51	Bright	39.000	36	50Alp UMa	1.8000	6300.0	78	31513	No
202	GOM_NL__2PRFIN20080310_145401_000000412066_00397_31513_2120.N1	10-MAR-2008 14:54:01	Bright	41.000	60	7Bet UMi	2.0810	3950.0	82	31513	No
203	GOM_NL__2PRFIN20080310_150400_000000352066_00397_31513_2121.N1	10-MAR-2008 15:04:00	Bright	35.000	69	33Gam Dra	2.2310	3800.0	70	31513	No
204	GOM_NL__2PRFIN20080310_150643_000000352066_00397_31513_2122.N1	10-MAR-2008 15:06:43	Bright	34.500	19	50Alp Cyg	1.2460	10500.	69	31513	No
205	GOM_NL__2PRFIN20080310_150817_000000372066_00397_31513_2123.N1	10-MAR-2008 15:08:17	Bright	37.000	66	37Gam Cyg	2.2080	5900.0	74	31513	No
206	GOM_NL__2PRFIN20080310_151731_000000502066_00397_31513_2124.N1	10-MAR-2008 15:17:31	Tw_i_and_stray	49.500	168	17Zet Aql	2.9860	11000.	99	31513	No
207	GOM_NL__2PRFIN20080310_152743_000000442066_00397_31513_2125.N1	10-MAR-2008 15:27:43	Dark	43.500	155	41Pi Sgr	2.9000	6600.0	87	31513	No
208	GOM_NL__2PRFIN20080310_152940_000000432066_00397_31513_2126.N1	10-MAR-2008 15:29:40	Dark	42.500	57	34Sig Sgr	2.0660	26000.	85	31513	No
209	GOM_NL__2PRFIN20080310_153301_000000502066_00397_31513_2127.N1	10-MAR-2008 15:33:01	Dark	50.000	38	20Eps Sgr	1.8360	11000.	100	31513	No
210	GOM_NL__2PRFIN20080310_153624_000000482066_00397_31513_2128.N1	10-MAR-2008 15:36:24	Dark	47.500	25	35Lam Sco	1.6200	28000.	95	31513	No
211	GOM_NL__2PRFIN20080310_153817_000000412066_00398_31514_2135.N1	10-MAR-2008 15:38:17	Dark	40.500	147	Alp Ara	2.8770	26000.	81	31514	No
212	GOM_NL__2PRFIN20080310_154309_000000382066_00398_31514_2136.N1	10-MAR-2008 15:43:09	Dark	38.000	134	Bet TrA	2.8100	6600.0	76	31514	No
213	GOM_NL__2PRFIN20080310_154551_000000452066_00398_31514_2137.N1	10-MAR-2008 15:45:51	Dark	45.000	4	Alp1Cen	-0.010000	5800.0	90	31514	No
214	GOM_NL__2PRFIN20080310_154707_000000402066_00398_31514_2138.N1	10-MAR-2008 15:47:07	Dark	40.000	10	Bet Cen	0.61000	28000.	80	31514	No
215	GOM_NL__2PRFIN20080310_154930_000000472066_00398_31514_2139.N1	10-MAR-2008 15:49:30	Dark	46.500	20	Bet Cru	1.2530	30000.	93	31514	No
216	GOM_NL__2PRFIN20080310_155207_000000452066_00398_31514_2140.N1	10-MAR-2008 15:52:07	Straylight	44.500	64	Gam Cen	2.2000	10600.	89	31514	No
217	GOM_NL__2PRFIN20080310_155407_000000512066_00398_31514_2141.N1	10-MAR-2008 15:54:07	Straylight	51.000	123	lot Cen	2.7500	10200.	102	31514	No
218	GOM_NL__2PRFIN20080310_160103_000000532066_00398_31514_2142.N1	10-MAR-2008 16:01:03	Straylight	52.500	171	2Eps Crv	3.0010	4250.0	105	31514	No
219	GOM_NL__2PRFIN20080310_161225_000000382066_00398_31514_2143.N1	10-MAR-2008 16:12:25	Bright	38.000	22	32Alp Leo	1.3600	15200.	76	31514	No

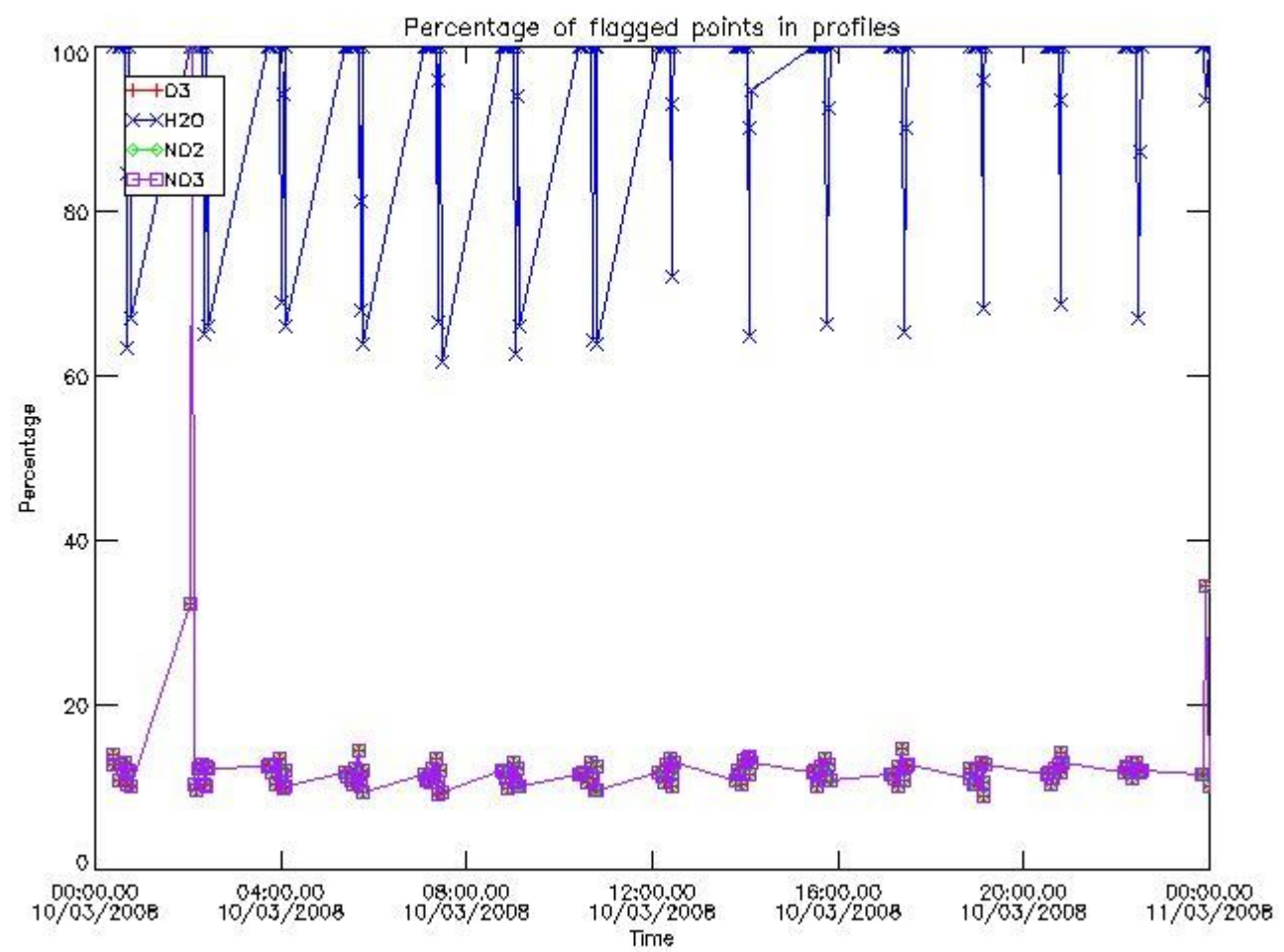
220	GOM_NL__2PRFIN20080310_161446_000000382066_00398_31514_2144.N1	10-MAR-2008 16:14:46	Bright	38.000	51	41Gam1Leo	2.0100	4500.0	76	31514	No
221	GOM_NL__2PRFIN20080310_162255_000000402066_00398_31514_2145.N1	10-MAR-2008 16:22:55	Bright	40.000	174	52Psi UMa	3.0040	4400.0	80	31514	No
222	GOM_NL__2PRFIN20080310_162559_000000382066_00398_31514_2146.N1	10-MAR-2008 16:25:59	Bright	37.500	82	48Bet UMa	2.3650	10600.	75	31514	No
223	GOM_NL__2PRFIN20080310_162726_000000402066_00398_31514_2147.N1	10-MAR-2008 16:27:26	Bright	39.500	36	50Alp UMa	1.8000	6300.0	79	31514	No
224	GOM_NL__2PRFIN20080310_163437_000000402066_00398_31514_2148.N1	10-MAR-2008 16:34:37	Bright	39.500	60	7Bet UMi	2.0810	3950.0	79	31514	No
225	GOM_NL__2PRFIN20080310_164436_000000302066_00398_31514_2149.N1	10-MAR-2008 16:44:36	Tw_i_and_stray	30.000	69	33Gam Dra	2.2310	3800.0	60	31514	No
226	GOM_NL__2PRFIN20080310_164719_000000372066_00398_31514_2150.N1	10-MAR-2008 16:47:19	Bright	36.500	19	50Alp Cyg	1.2460	10500.	73	31514	No
227	GOM_NL__2PRFIN20080310_164853_000000382066_00398_31514_2151.N1	10-MAR-2008 16:48:53	Bright	37.500	66	37Gam Cyg	2.2080	5900.0	75	31514	No
228	GOM_NL__2PRFIN20080310_165807_000000482066_00398_31514_2152.N1	10-MAR-2008 16:58:07	Tw_i_and_stray	48.000	168	17Zet Aql	2.9860	11000.	96	31514	No
229	GOM_NL__2PRFIN20080310_170819_000000442066_00398_31514_2153.N1	10-MAR-2008 17:08:19	Dark	44.000	155	41Pi Sgr	2.9000	6600.0	88	31514	No
230	GOM_NL__2PRFIN20080310_171017_000000452066_00398_31514_2154.N1	10-MAR-2008 17:10:17	Dark	44.500	57	34Sig Sgr	2.0660	26000.	89	31514	No
231	GOM_NL__2PRFIN20080310_171338_000000502066_00398_31514_2155.N1	10-MAR-2008 17:13:38	Dark	50.000	38	20Eps Sgr	1.8360	11000.	100	31514	No
232	GOM_NL__2PRFIN20080310_171701_000000512066_00398_31514_2156.N1	10-MAR-2008 17:17:01	Dark	50.500	25	35Lam Sco	1.6200	28000.	101	31514	No
233	GOM_NL__2PRFIN20080310_171854_000000412066_00399_31515_2147.N1	10-MAR-2008 17:18:54	Dark	41.000	147	Alp Ara	2.8770	26000.	82	31515	No
234	GOM_NL__2PRFIN20080310_172345_000000382066_00399_31515_2148.N1	10-MAR-2008 17:23:45	Dark	38.000	134	Bet TrA	2.8100	6600.0	76	31515	No
235	GOM_NL__2PRFIN20080310_172628_000000472066_00399_31515_2149.N1	10-MAR-2008 17:26:28	Dark	46.500	4	Alp1Cen	-0.010000	5800.0	93	31515	No
236	GOM_NL__2PRFIN20080310_172744_000000412066_00399_31515_2150.N1	10-MAR-2008 17:27:44	Dark	40.500	10	Bet Cen	0.61000	28000.	81	31515	No
237	GOM_NL__2PRFIN20080310_173006_000000442066_00399_31515_2151.N1	10-MAR-2008 17:30:06	Dark	43.500	20	Bet Cru	1.2530	30000.	87	31515	No
238	GOM_NL__2PRFIN20080310_173244_000000452066_00399_31515_2152.N1	10-MAR-2008 17:32:44	Straylight	44.500	64	Gam Cen	2.2000	10600.	89	31515	No
239	GOM_NL__2PRFIN20080310_173444_000000522066_00399_31515_2153.N1	10-MAR-2008 17:34:44	Straylight	52.000	123	lot Cen	2.7500	10200.	104	31515	No
240	GOM_NL__2PRFIN20080310_174139_000000532066_00399_31515_2154.N1	10-MAR-2008 17:41:39	Straylight	52.500	171	2Eps Crv	3.0010	4250.0	105	31515	No
241	GOM_NL__2PRFIN20080310_175301_000000392066_00399_31515_2155.N1	10-MAR-2008 17:53:01	Bright	38.500	22	32Alp Leo	1.3600	15200.	77	31515	No
242	GOM_NL__2PRFIN20080310_175522_000000392066_00399_31515_2156.N1	10-MAR-2008 17:55:22	Bright	39.000	51	41Gam1Leo	2.0100	4500.0	78	31515	No
243	GOM_NL__2PRFIN20080310_180330_000000422066_00399_31515_2157.N1	10-MAR-2008 18:03:30	Bright	42.000	174	52Psi UMa	3.0040	4400.0	84	31515	No
244	GOM_NL__2PRFIN20080310_180635_000000392066_00399_31515_2158.N1	10-MAR-2008 18:06:35	Bright	39.000	82	48Bet UMa	2.3650	10600.	78	31515	No
245	GOM_NL__2PRFIN20080310_180802_000000402066_00399_31515_2159.N1	10-MAR-2008 18:08:02	Bright	40.000	36	50Alp UMa	1.8000	6300.0	80	31515	No
246	GOM_NL__2PRFIN20080310_181513_000000412066_00399_31515_2160.N1	10-MAR-2008 18:15:13	Bright	41.000	60	7Bet UMi	2.0810	3950.0	82	31515	No
247	GOM_NL__2PRFIN20080310_182511_000000302066_00399_31515_2161.N1	10-MAR-2008 18:25:11	Tw_i_and_stray	30.000	69	33Gam Dra	2.2310	3800.0	60	31515	No
248	GOM_NL__2PRFIN20080310_182755_000000352066_00399_31515_2162.N1	10-MAR-2008 18:27:55	Bright	35.000	19	50Alp Cyg	1.2460	10500.	70	31515	No
249	GOM_NL__2PRFIN20080310_182929_000000382066_00399_31515_2163.N1	10-MAR-2008 18:29:29	Bright	37.500	66	37Gam Cyg	2.2080	5900.0	75	31515	No
250	GOM_NL__2PRFIN20080310_183844_000000482066_00399_31515_2164.N1	10-MAR-2008 18:38:44	Tw_i_and_stray	48.000	168	17Zet Aql	2.9860	11000.	96	31515	No
251	GOM_NL__2PRFIN20080310_184856_000000462066_00399_31515_2165.N1	10-MAR-2008 18:48:56	Dark	45.500	155	41Pi Sgr	2.9000	6600.0	91	31515	No
252	GOM_NL__2PRFIN20080310_185054_000000462066_00399_31515_2166.N1	10-MAR-2008 18:50:54	Dark	45.500	57	34Sig Sgr	2.0660	26000.	91	31515	No
253	GOM_NL__2PRFIN20080310_185415_000000502066_00399_31515_2167.N1	10-MAR-2008 18:54:15	Dark	49.500	38	20Eps Sgr	1.8360	11000.	99	31515	No
254	GOM_NL__2PRFIN20080310_185738_000000492066_00399_31515_2168.N1	10-MAR-2008 18:57:38	Dark	49.000	25	35Lam Sco	1.6200	28000.	98	31515	No
255	GOM_NL__2PRFIN20080310_185931_000000422066_00400_31516_2162.N1	10-MAR-2008 18:59:31	Dark	42.000	147	Alp Ara	2.8770	26000.	84	31516	No
256	GOM_NL__2PRFIN20080310_190422_000000392066_00400_31516_2163.N1	10-MAR-2008 19:04:22	Dark	39.000	134	Bet TrA	2.8100	6600.0	78	31516	No
257	GOM_NL__2PRFIN20080310_190704_000000572066_00400_31516_2164.N1	10-MAR-2008 19:07:04	Dark	57.000	4	Alp1Cen	-0.010000	5800.0	114	31516	No
258	GOM_NL__2PRFIN20080310_190820_000000482066_00400_31516_2165.N1	10-MAR-2008 19:08:20	Dark	48.000	10	Bet Cen	0.61000	28000.	96	31516	No
259	GOM_NL__2PRFIN20080310_191042_000000402066_00400_31516_2166.N1	10-MAR-2008 19:10:42	Dark	40.000	20	Bet Cru	1.2530	30000.	80	31516	No
260	GOM_NL__2PRFIN20080310_191320_000000402066_00400_31516_2167.N1	10-MAR-2008 19:13:20	Straylight	39.500	64	Gam Cen	2.2000	10600.	79	31516	No
261	GOM_NL__2PRFIN20080310_191521_000000492066_00400_31516_2168.N1	10-MAR-2008 19:15:21	Straylight	49.000	123	lot Cen	2.7500	10200.	98	31516	No
262	GOM_NL__2PRFIN20080310_192215_000000552066_00400_31516_2169.N1	10-MAR-2008 19:22:15	Straylight	55.000	171	2Eps Crv	3.0010	4250.0	110	31516	No
263	GOM_NL__2PRFIN20080310_193337_000000382066_00400_31516_2170.N1	10-MAR-2008 19:33:37	Bright	38.000	22	32Alp Leo	1.3600	15200.	76	31516	No
264	GOM_NL__2PRFIN20080310_193558_000000392066_00400_31516_2171.N1	10-MAR-2008 19:35:58	Bright	39.000	51	41Gam1Leo	2.0100	4500.0	78	31516	No
265	GOM_NL__2PRFIN20080310_194406_000000392066_00400_31516_2172.N1	10-MAR-2008 19:44:06	Bright	39.000	174	52Psi UMa	3.0040	4400.0	78	31516	No
266	GOM_NL__2PRFIN20080310_194710_000000392066_00400_31516_2173.N1	10-MAR-2008 19:47:10	Bright	39.000	82	48Bet UMa	2.3650	10600.	78	31516	No
267	GOM_NL__2PRFIN20080310_194837_000000402066_00400_31516_2174.N1	10-MAR-2008 19:48:37	Bright	39.500	36	50Alp UMa	1.8000	6300.0	79	31516	No
268	GOM_NL__2PRFIN20080310_195548_000000402066_00400_31516_2175.N1	10-MAR-2008 19:55:48	Bright	40.000	60	7Bet UMi	2.0810	3950.0	80	31516	No
269	GOM_NL__2PRFIN20080310_200831_000000372066_00400_31516_2176.N1	10-MAR-2008 20:08:31	Bright	36.500	19	50Alp Cyg	1.2460	10500.	73	31516	No
270	GOM_NL__2PRFIN20080310_201005_000000352066_00400_31516_2177.N1	10-MAR-2008 20:10:05	Bright	35.000	66	37Gam Cyg	2.2080	5900.0	70	31516	No
271	GOM_NL__2PRFIN20080310_201920_000000482066_00400_31516_2178.N1	10-MAR-2008 20:19:20	Tw_i_and_stray	47.500	168	17Zet Aql	2.9860	11000.	95	31516	No
272	GOM_NL__2PRFIN20080310_202932_000000452066_00400_31516_2179.N1	10-MAR-2008 20:29:32	Dark	44.500	155	41Pi Sgr	2.9000	6600.0	89	31516	No
273	GOM_NL__2PRFIN20080310_203130_000000432066_00400_31516_2180.N1	10-MAR-2008 20:31:30	Dark	43.000	57	34Sig Sgr	2.0660	26000.	86	31516	No
274	GOM_NL__2PRFIN20080310_203452_000000502066_00400_31516_2181.N1	10-MAR-2008 20:34:52	Dark	49.500	38	20Eps Sgr	1.8360	11000.	99	31516	No
275	GOM_NL__2PRFIN20080310_203815_000000512066_00400_31516_2182.N1	10-MAR-2008 20:38:15	Dark	51.000	25	35Lam Sco	1.6200	28000.	102	31516	No
276	GOM_NL__2PRFIN20080310_204008_000000422066_00401_31517_2175.N1	10-MAR-2008 20:40:08	Dark	41.500	147	Alp Ara	2.8770	26000.	83	31517	No
277	GOM_NL__2PRFIN20080310_204458_000000402066_00401_31517_2176.N1	10-MAR-2008 20:44:58	Dark	40.000	134	Bet TrA	2.8100	6600.0	80	31517	No
278	GOM_NL__2PRFIN20080310_204741_000000442066_00401_31517_2177.N1	10-MAR-2008 20:47:41	Dark	43.500	4	Alp1Cen	-0.010000	5800.0	87	31517	No

279	GOM_NL__2PRFIN20080310_204857_000000402066_00401_31517_2178.N1	10-MAR-2008 20:48:57	Dark	39.500	10	Bet Cen	0.61000	28000.	79	31517	No
280	GOM_NL__2PRFIN20080310_205119_000000402066_00401_31517_2179.N1	10-MAR-2008 20:51:19	Dark	39.500	20	Bet Cru	1.2530	30000.	79	31517	No
281	GOM_NL__2PRFIN20080310_205357_000000422066_00401_31517_2180.N1	10-MAR-2008 20:53:57	Straylight	42.000	64	Gam Cen	2.2000	10600.	84	31517	No
282	GOM_NL__2PRFIN20080310_205557_000000512066_00401_31517_2181.N1	10-MAR-2008 20:55:57	Straylight	51.000	123	lot Cen	2.7500	10200.	102	31517	No
283	GOM_NL__2PRFIN20080310_210252_000000522066_00401_31517_2182.N1	10-MAR-2008 21:02:52	Straylight	52.000	171	2Eps Crv	3.0010	4250.0	104	31517	No
284	GOM_NL__2PRFIN20080310_211413_000000382066_00401_31517_2183.N1	10-MAR-2008 21:14:13	Bright	37.500	22	32Alp Leo	1.3600	15200.	75	31517	No
285	GOM_NL__2PRFIN20080310_211634_000000392066_00401_31517_2184.N1	10-MAR-2008 21:16:34	Bright	38.500	51	41Gam1Leo	2.0100	4500.0	77	31517	No
286	GOM_NL__2PRFIN20080310_212441_000000402066_00401_31517_2185.N1	10-MAR-2008 21:24:41	Bright	40.000	174	52Psi UMa	3.0040	4400.0	80	31517	No
287	GOM_NL__2PRFIN20080310_212746_000000392066_00401_31517_2186.N1	10-MAR-2008 21:27:46	Bright	39.000	82	48Bet UMa	2.3650	10600.	78	31517	No
288	GOM_NL__2PRFIN20080310_212913_000000402066_00401_31517_2187.N1	10-MAR-2008 21:29:13	Bright	39.500	36	50Alp UMa	1.8000	6300.0	79	31517	No
289	GOM_NL__2PRFIN20080310_213624_000000412066_00401_31517_2188.N1	10-MAR-2008 21:36:24	Bright	40.500	60	7Bet UMi	2.0810	3950.0	81	31517	No
290	GOM_NL__2PRFIN20080310_214907_000000372066_00401_31517_2189.N1	10-MAR-2008 21:49:07	Bright	36.500	19	50Alp Cyg	1.2460	10500.	73	31517	No
291	GOM_NL__2PRFIN20080310_215041_000000372066_00401_31517_2190.N1	10-MAR-2008 21:50:41	Bright	37.000	66	37Gam Cyg	2.2080	5900.0	74	31517	No
292	GOM_NL__2PRFIN20080310_215956_000000502066_00401_31517_2191.N1	10-MAR-2008 21:59:56	Tw_i_and_stray	49.500	168	17Zet Aql	2.9860	11000.	99	31517	No
293	GOM_NL__2PRFIN20080310_221009_000000442066_00401_31517_2192.N1	10-MAR-2008 22:10:09	Dark	43.500	155	41Pi Sgr	2.9000	6600.0	87	31517	No
294	GOM_NL__2PRFIN20080310_221207_000000452066_00401_31517_2193.N1	10-MAR-2008 22:12:07	Dark	44.500	57	34Sig Sgr	2.0660	26000.	89	31517	No
295	GOM_NL__2PRFIN20080310_221528_000000462066_00401_31517_2194.N1	10-MAR-2008 22:15:28	Dark	45.500	38	20Eps Sgr	1.8360	11000.	91	31517	No
296	GOM_NL__2PRFIN20080310_221852_000000502066_00401_31517_2195.N1	10-MAR-2008 22:18:52	Dark	50.000	25	35Lam Sco	1.6200	28000.	100	31517	No
297	GOM_NL__2PRFIN20080310_222044_000000402066_00402_31518_2185.N1	10-MAR-2008 22:20:44	Dark	39.500	147	Alp Ara	2.8770	26000.	79	31518	No
298	GOM_NL__2PRFIN20080310_222535_000000402066_00402_31518_2186.N1	10-MAR-2008 22:25:35	Dark	39.500	134	Bet TrA	2.8100	6600.0	79	31518	No
299	GOM_NL__2PRFIN20080310_222817_000000432066_00402_31518_2187.N1	10-MAR-2008 22:28:17	Dark	43.000	4	Alp1Cen	-0.010000	5800.0	86	31518	No
300	GOM_NL__2PRFIN20080310_222933_000000442066_00402_31518_2188.N1	10-MAR-2008 22:29:33	Dark	43.500	10	Bet Cen	0.61000	28000.	87	31518	No
301	GOM_NL__2PRFIN20080310_223155_000000432066_00402_31518_2189.N1	10-MAR-2008 22:31:55	Dark	42.500	20	Bet Cru	1.2530	30000.	85	31518	No
302	GOM_NL__2PRFIN20080310_223433_000000412066_00402_31518_2190.N1	10-MAR-2008 22:34:33	Straylight	40.500	64	Gam Cen	2.2000	10600.	81	31518	No
303	GOM_NL__2PRFIN20080310_223634_000000482066_00402_31518_2191.N1	10-MAR-2008 22:36:34	Straylight	48.000	123	lot Cen	2.7500	10200.	96	31518	No
304	GOM_NL__2PRFIN20080310_224328_000000522066_00402_31518_2192.N1	10-MAR-2008 22:43:28	Straylight	52.000	171	2Eps Crv	3.0010	4250.0	104	31518	No
305	GOM_NL__2PRFIN20080310_225448_000000392066_00402_31518_2193.N1	10-MAR-2008 22:54:48	Bright	38.500	22	32Alp Leo	1.3600	15200.	77	31518	No
306	GOM_NL__2PRFIN20080310_225709_000000402066_00402_31518_2194.N1	10-MAR-2008 22:57:09	Bright	39.500	51	41Gam1Leo	2.0100	4500.0	79	31518	No
307	GOM_NL__2PRFIN20080310_230517_000000402066_00402_31518_2195.N1	10-MAR-2008 23:05:17	Bright	39.500	174	52Psi UMa	3.0040	4400.0	79	31518	No
308	GOM_NL__2PRFIN20080310_230821_000000382066_00402_31518_2196.N1	10-MAR-2008 23:08:21	Bright	38.000	82	48Bet UMa	2.3650	10600.	76	31518	No
309	GOM_NL__2PRFIN20080310_230949_000000392066_00402_31518_2197.N1	10-MAR-2008 23:09:49	Bright	38.500	36	50Alp UMa	1.8000	6300.0	77	31518	No
310	GOM_NL__2PRFIN20080310_231659_000000402066_00402_31518_2198.N1	10-MAR-2008 23:16:59	Bright	39.500	60	7Bet UMi	2.0810	3950.0	79	31518	No
311	GOM_NL__2PRFIN20080310_232943_000000372066_00402_31518_2199.N1	10-MAR-2008 23:29:43	Bright	36.500	19	50Alp Cyg	1.2460	10500.	73	31518	No
312	GOM_NL__2PRFIN20080310_233117_000000362066_00402_31518_2200.N1	10-MAR-2008 23:31:17	Bright	36.000	66	37Gam Cyg	2.2080	5900.0	72	31518	No
313	GOM_NL__2PRFIN20080310_234033_000000472066_00402_31518_2201.N1	10-MAR-2008 23:40:33	Tw_i_and_stray	46.500	168	17Zet Aql	2.9860	11000.	93	31518	No
314	GOM_NL__2PRFIN20080310_235046_000000452066_00402_31518_2202.N1	10-MAR-2008 23:50:46	Dark	44.500	155	41Pi Sgr	2.9000	6600.0	89	31518	No
315	GOM_NL__2PRFIN20080310_235244_000000452066_00402_31518_2203.N1	10-MAR-2008 23:52:44	Dark	44.500	57	34Sig Sgr	2.0660	26000.	89	31518	No
316	GOM_NL__2PRFIN20080310_235605_000000472066_00402_31518_2204.N1	10-MAR-2008 23:56:05	Dark	47.000	38	20Eps Sgr	1.8360	11000.	94	31518	No
317	GOM_NL__2PRFIN20080310_235929_000000502066_00402_31518_2205.N1	10-MAR-2008 23:59:29	Dark	50.000	25	35Lam Sco	1.6200	28000.	100	31518	No

3. Quality information per product

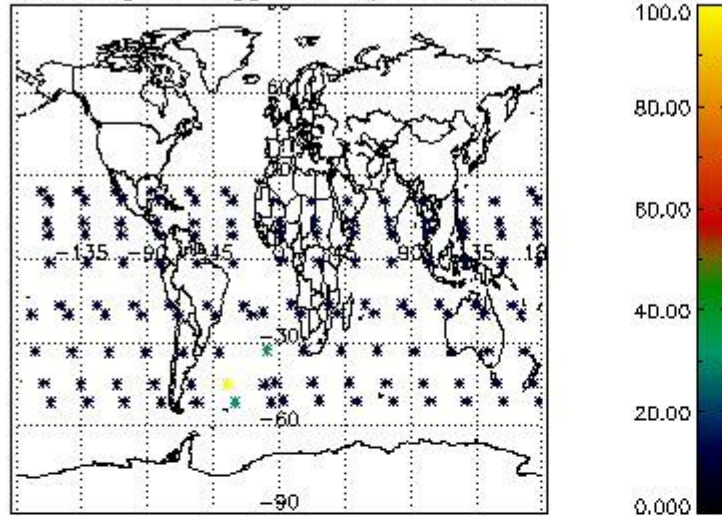
In this section it is plotted some information contained in the Quality Summary data set of the level 2 products. Only products in dark limb conditions and without errors (error flag in the MPH set to "0") are used.

3.1 Plot quality information per product (time dependant)

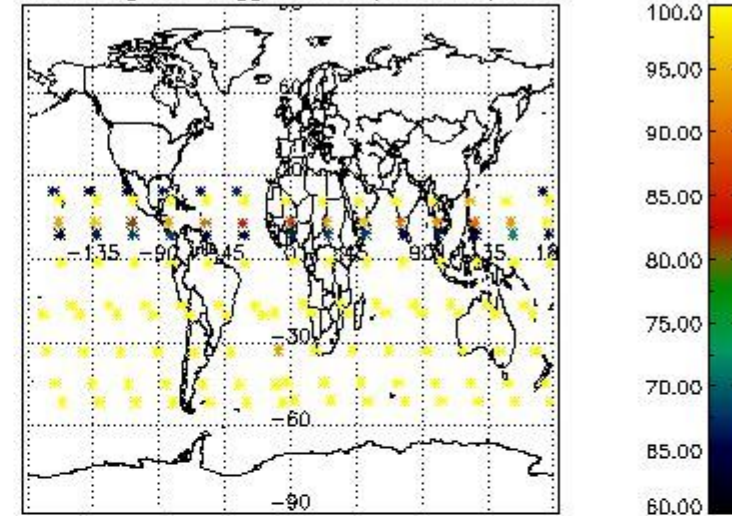


3.2 Plot quality information per product (world map)

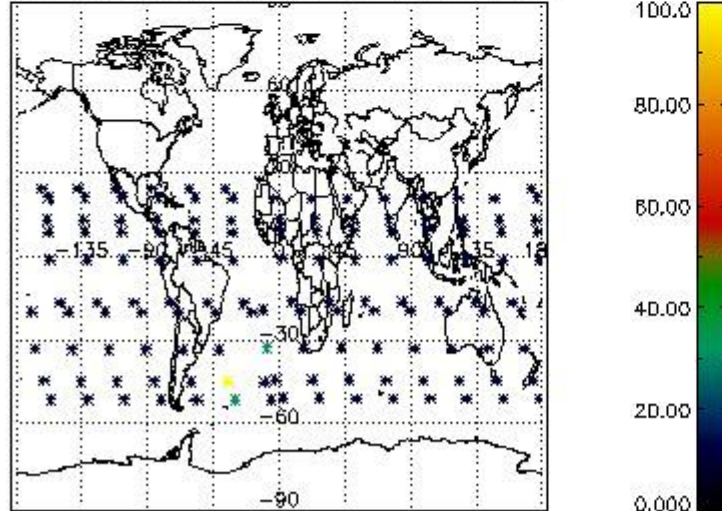
Percentage of flagged data per O3 profile



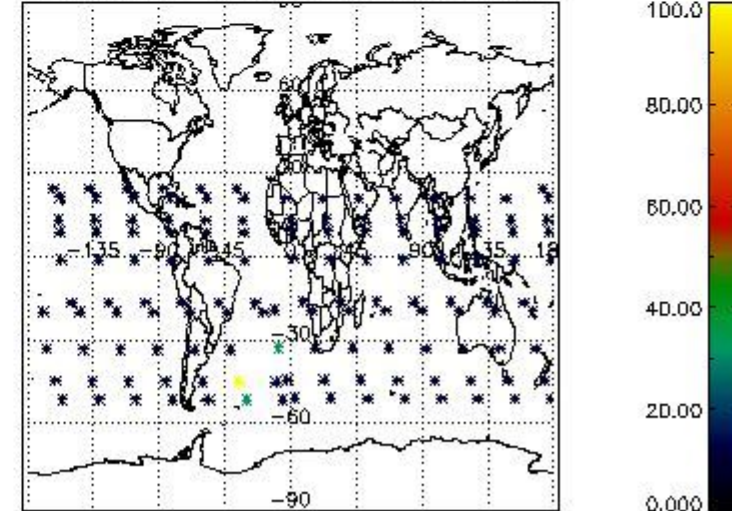
Percentage of flagged data per H2O profile



Percentage of flagged data per NO2 profile



Percentage of flagged data per NO3 profile

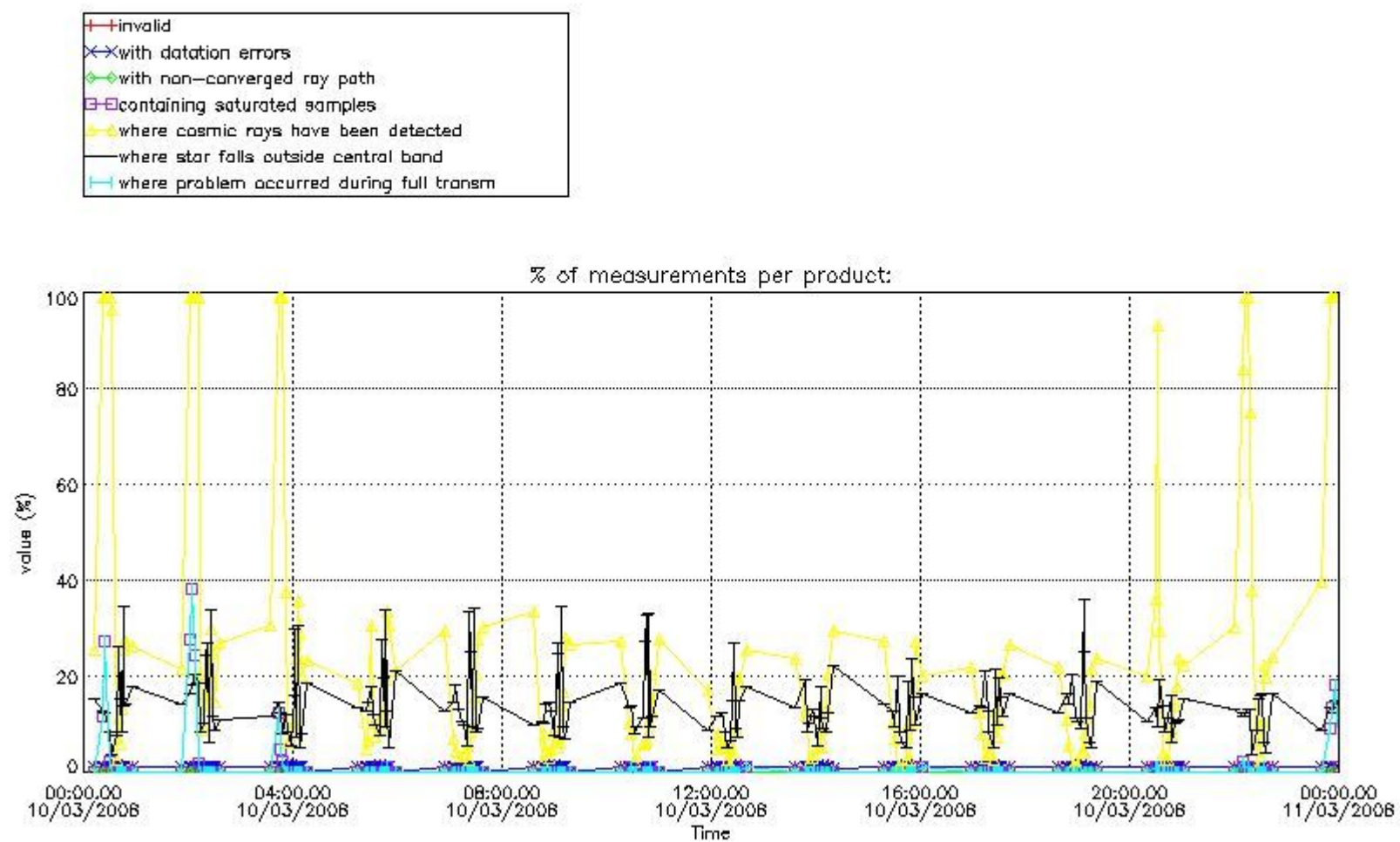


4. Level 1 quality information per product

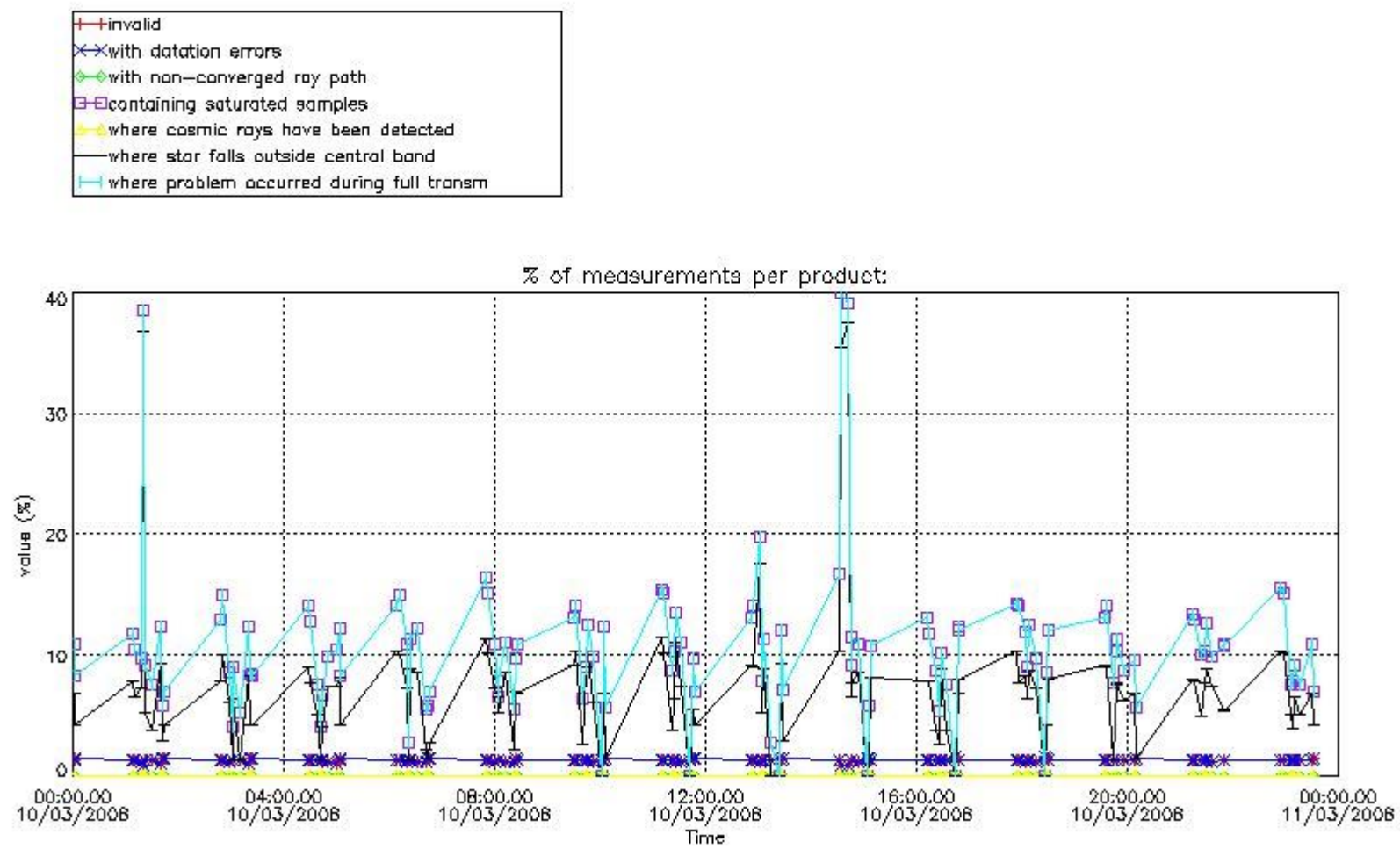
In this section it is plotted some information contained in the Quality Summary data set of the level 2 products that comes from the level 1b processing. Products without errors (error flag in the MPH set to "0") are used.

4.1 Plot quality information per product (time dependant) coming from level 1b processing

4.1.1 Plot level 1 quality information per product (time dependant): ENVISAT ASCENDING passes

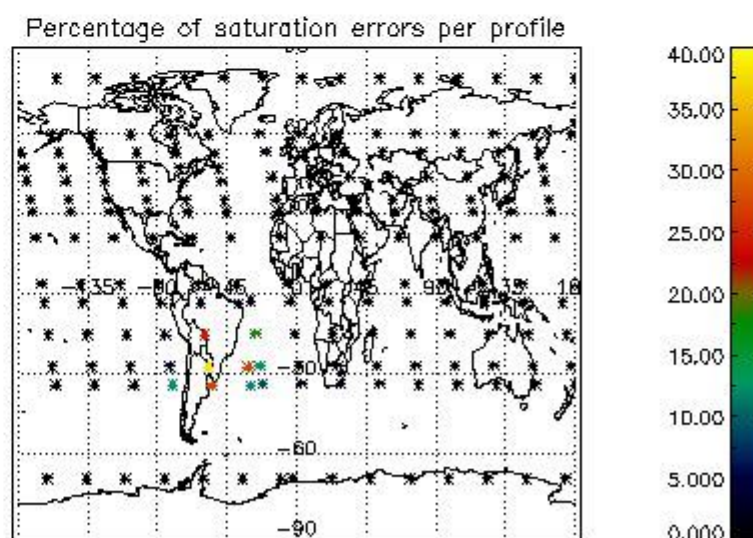
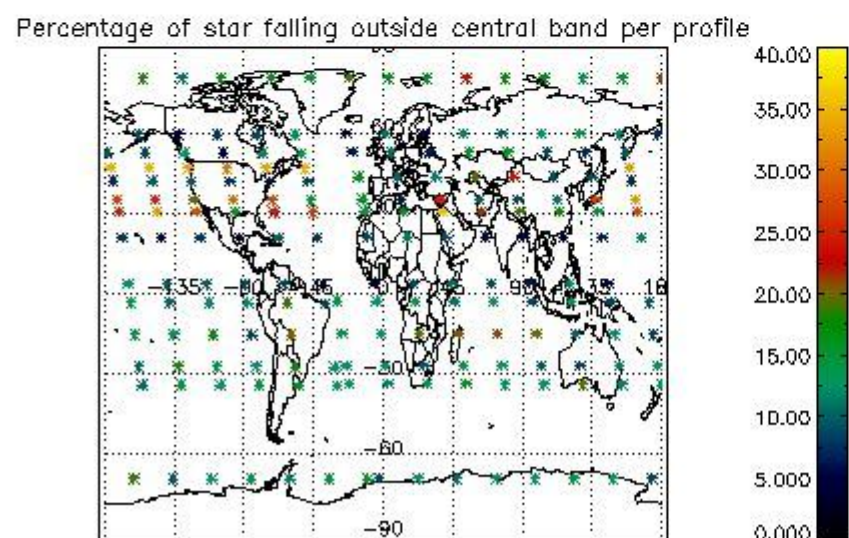
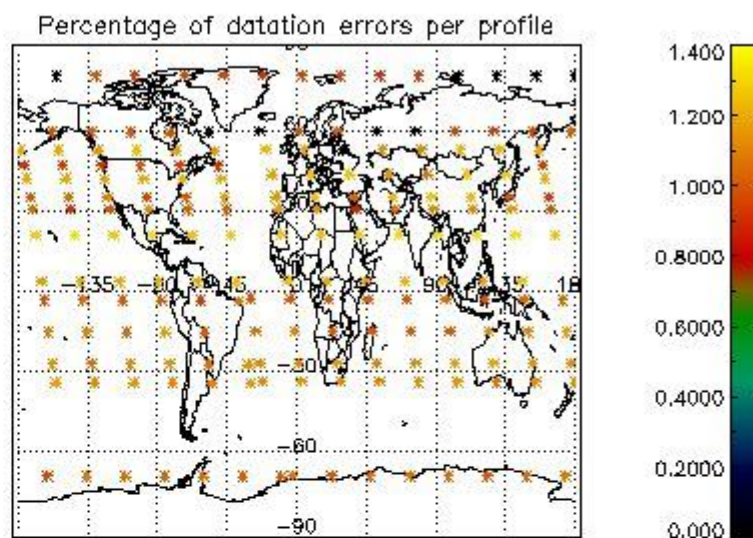
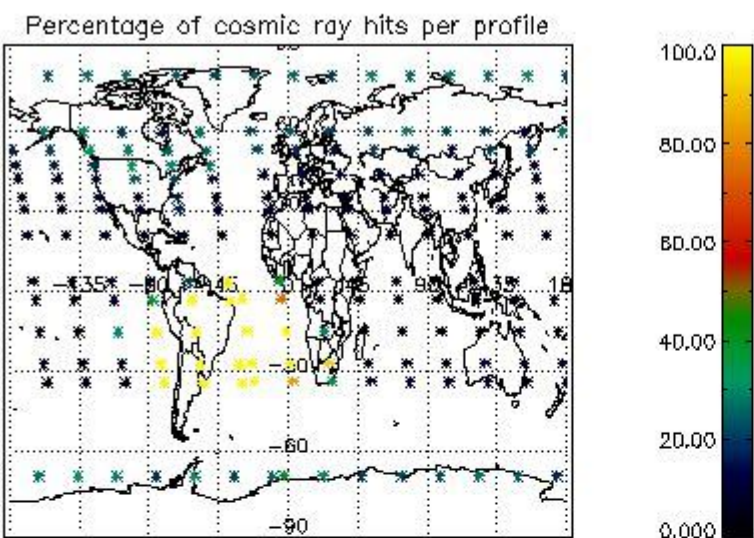


4.1.2 Plot level 1 quality information per product (time dependant): ENVI SAT DESCENDING passes



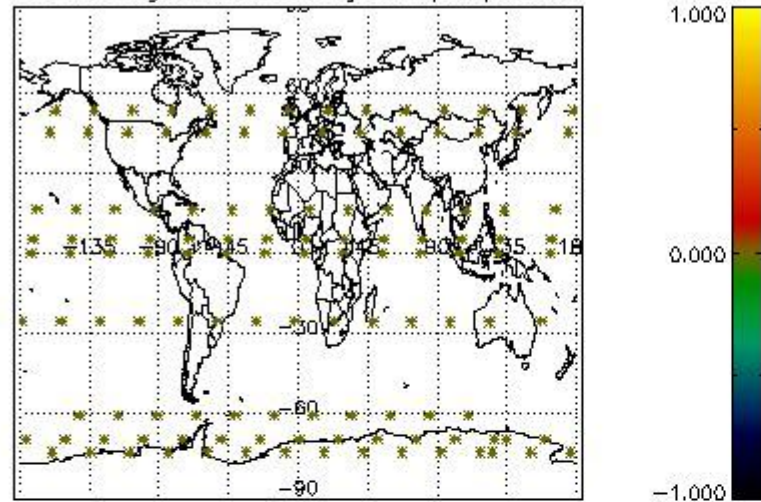
4.2 Plot quality information per product coming from level 1b processing (world map)

4.2.1 Plot level 1 quality information per product (world map): ENVISAT ASCENDING passes

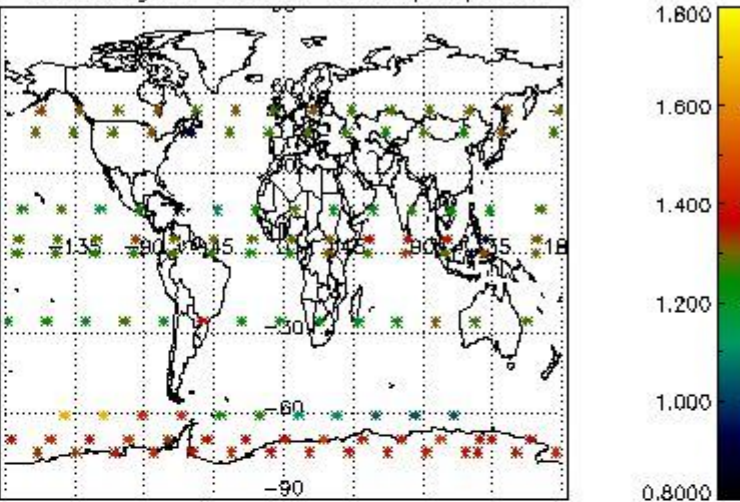


4.2.2 Plot level 1 quality information per product (world map): ENVISAT DESCENDING passes

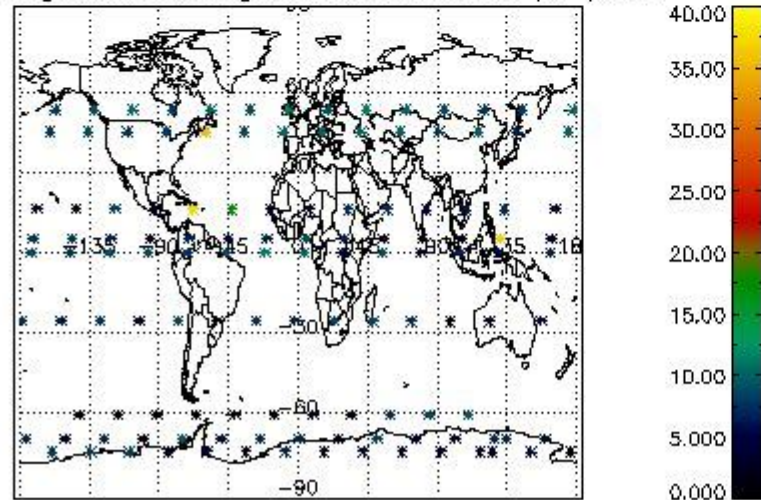
Percentage of cosmic ray hits per profile



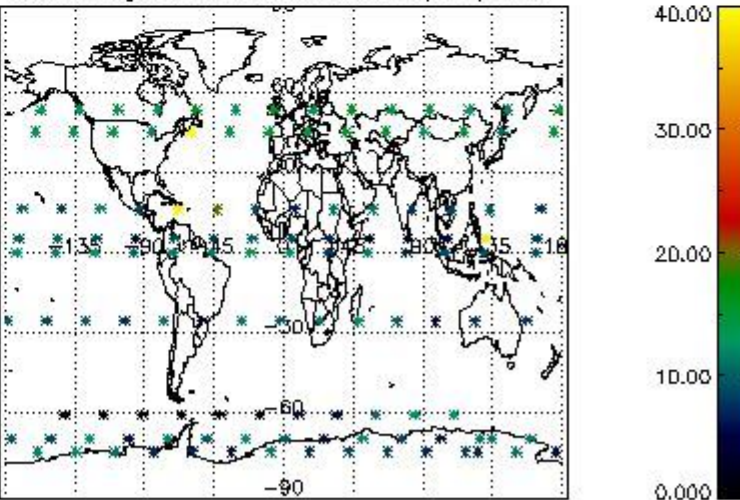
Percentage of datation errors per profile



Percentage of star falling outside central band per profile



Percentage of saturation errors per profile



5. Trace gas profiles

5.1 Ozone statistics based on quality of products

The final quality of the products can be "measured" using the STD (Standard Deviation) attached to every point profile. This information is written to the parameter GOM_NL__2P/NL_LOCAL_SPECIES_DENSITY/o3_std of the level 2 products. The table below shows the statistics for given STD ranges.

The statistics are given with respect to the overall valid production:

- Products without fatal errors: GOM_NL__2P/MPH/PRODUCT_ERR=0
- Valid point profile: GOM_NL__2P/NL_LOCAL_SPECIES_DENSITY/pcd(0)=0

The 'Criteria' is applied to valid points of dark limb products:

- Products in dark limb illumination condition: GOM_NL__2P/NL_SUMMARY_QUALITY/obs_ill_cond=0
- Products without fatal errors: GOM_NL__2P/MPH/PRODUCT_ERR=0
- Valid point profile: GOM_NL__2P/NL_LOCAL_SPECIES_DENSITY/pcd(0)=0

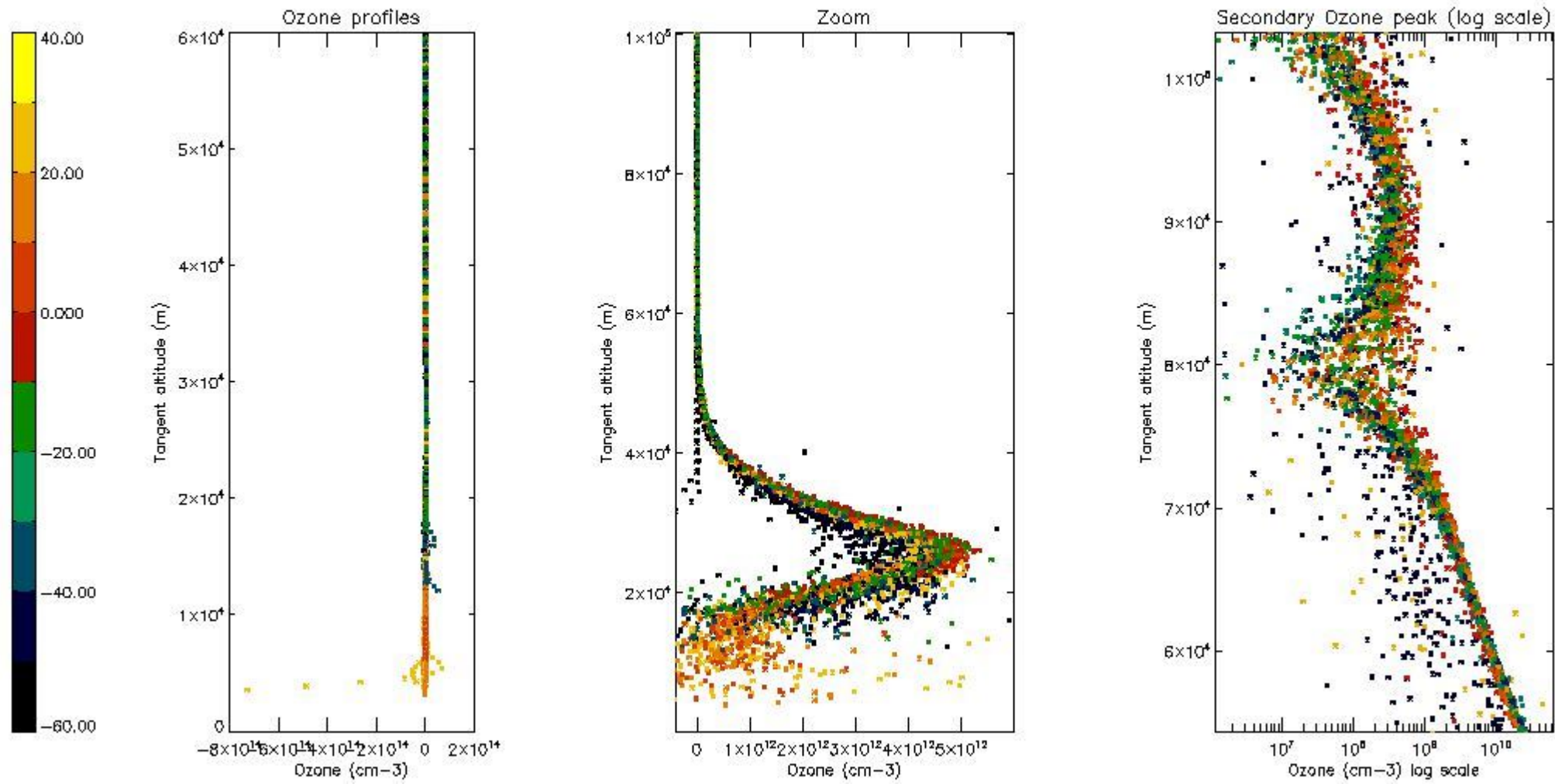
So, the table below shows the percentage of dark limb and valid observations for each criteria with respect to the overall valid daily observations.

Criteria	% of total production
All STD	45
STD < 20	27

STD < 10	21
STD < 5	16

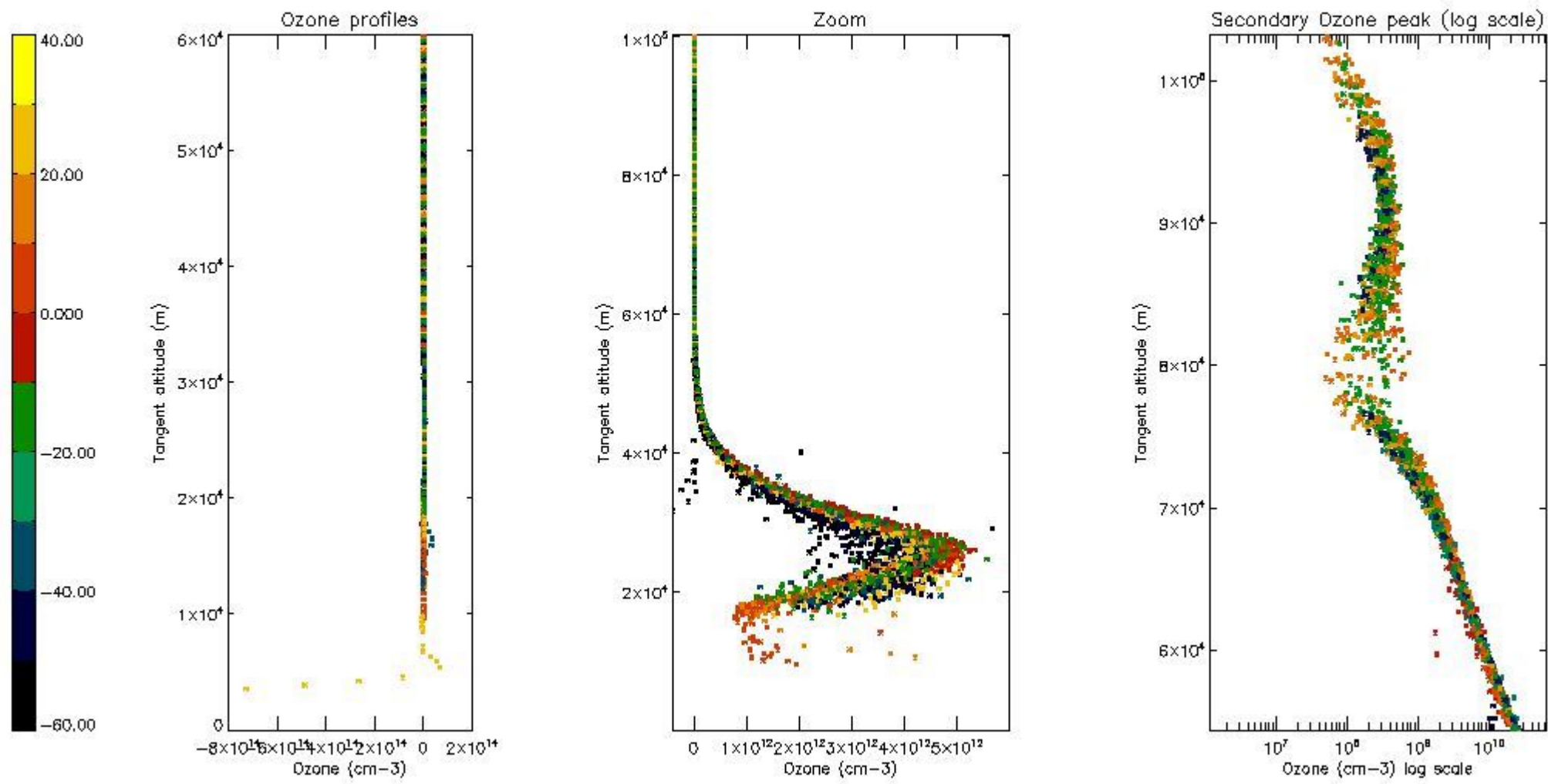
5.2 Plot ozone profiles for all STD (dark without errors)

The colorbar represents the latitude.



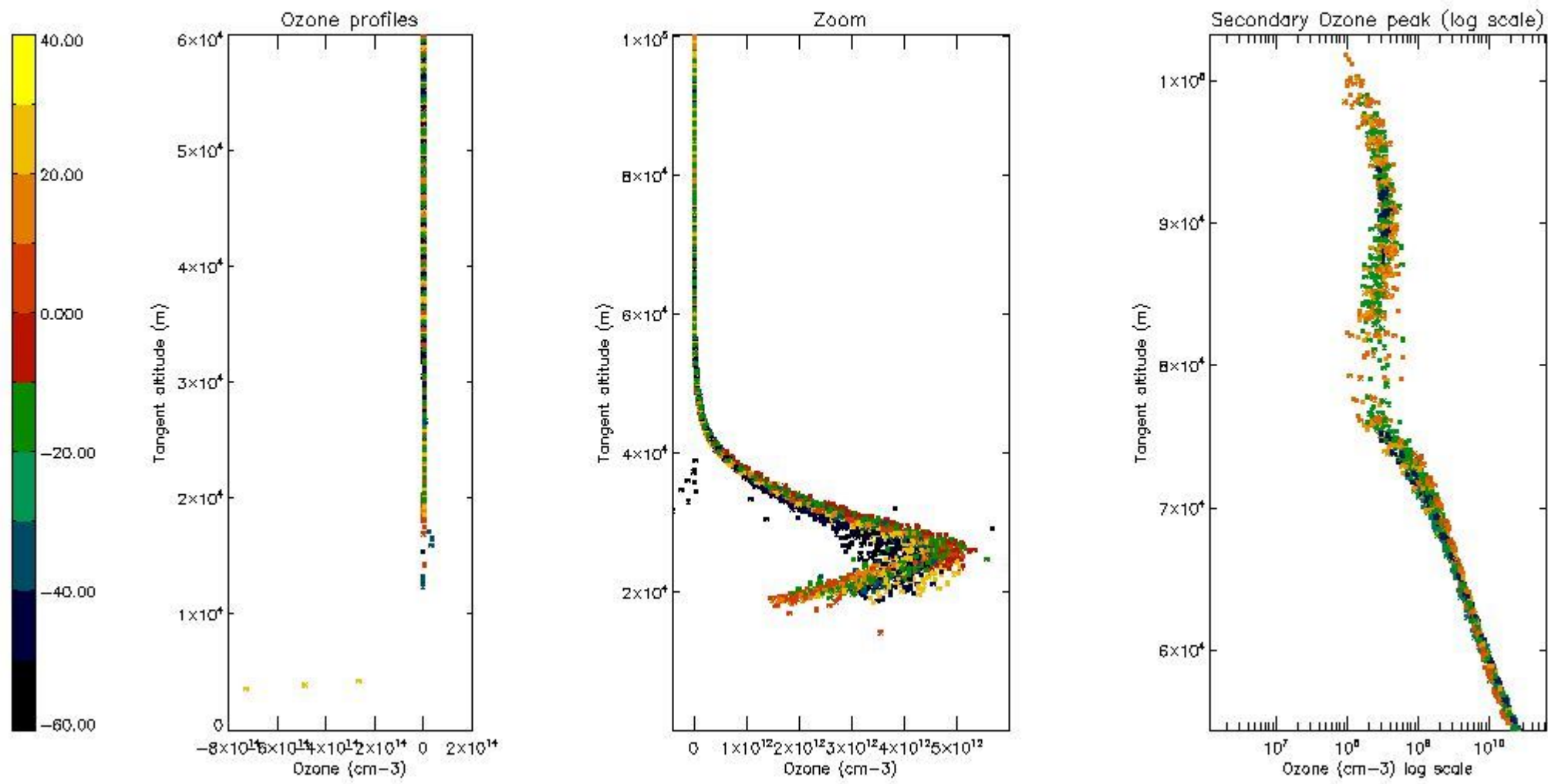
5.3 Plot ozone profiles where STD < 20% (dark without errors)

The colorbar represents the latitude.



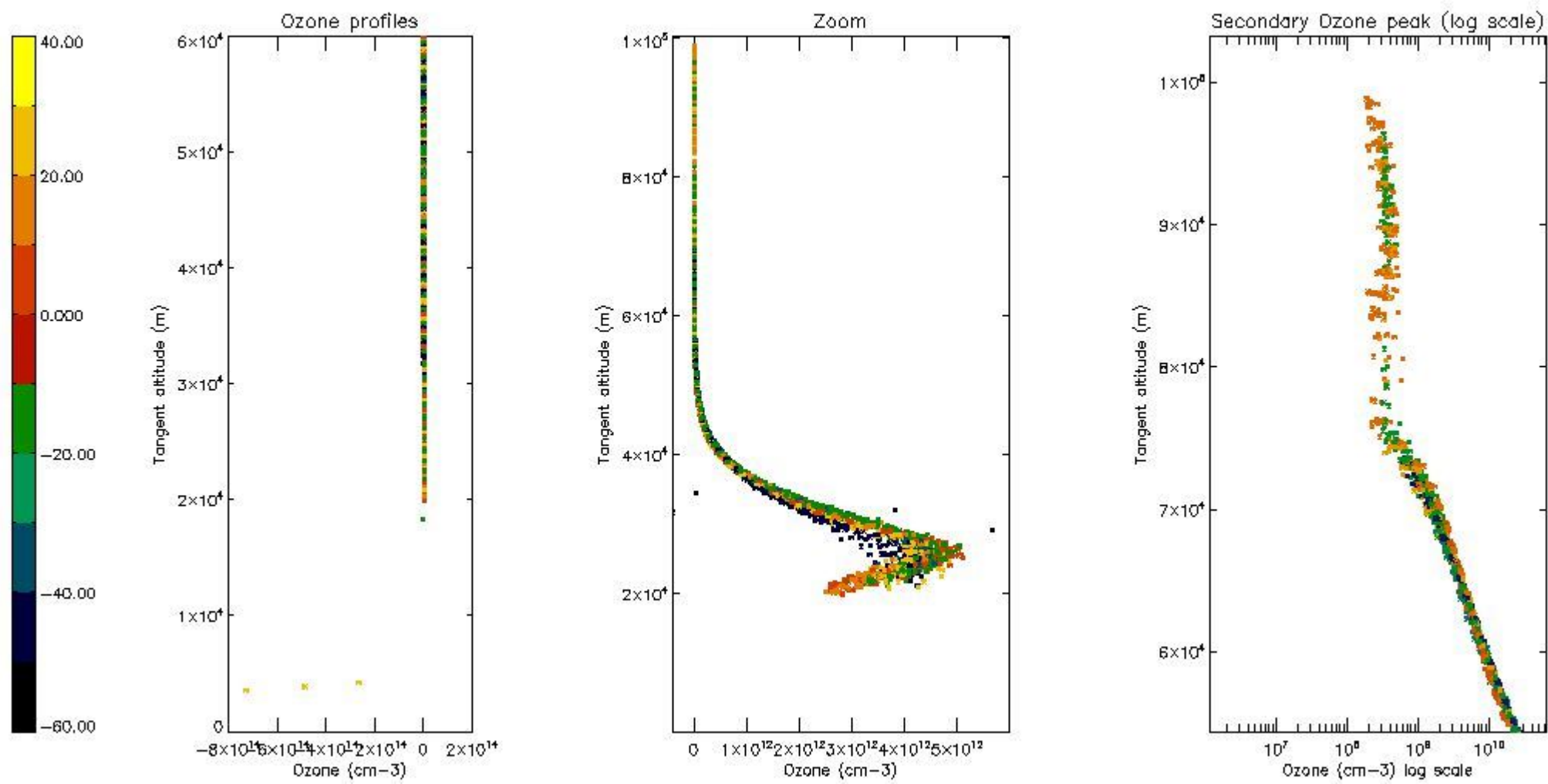
5.4 Plot ozone profiles where STD < 10% (dark without errors)

The colorbar represents the latitude.



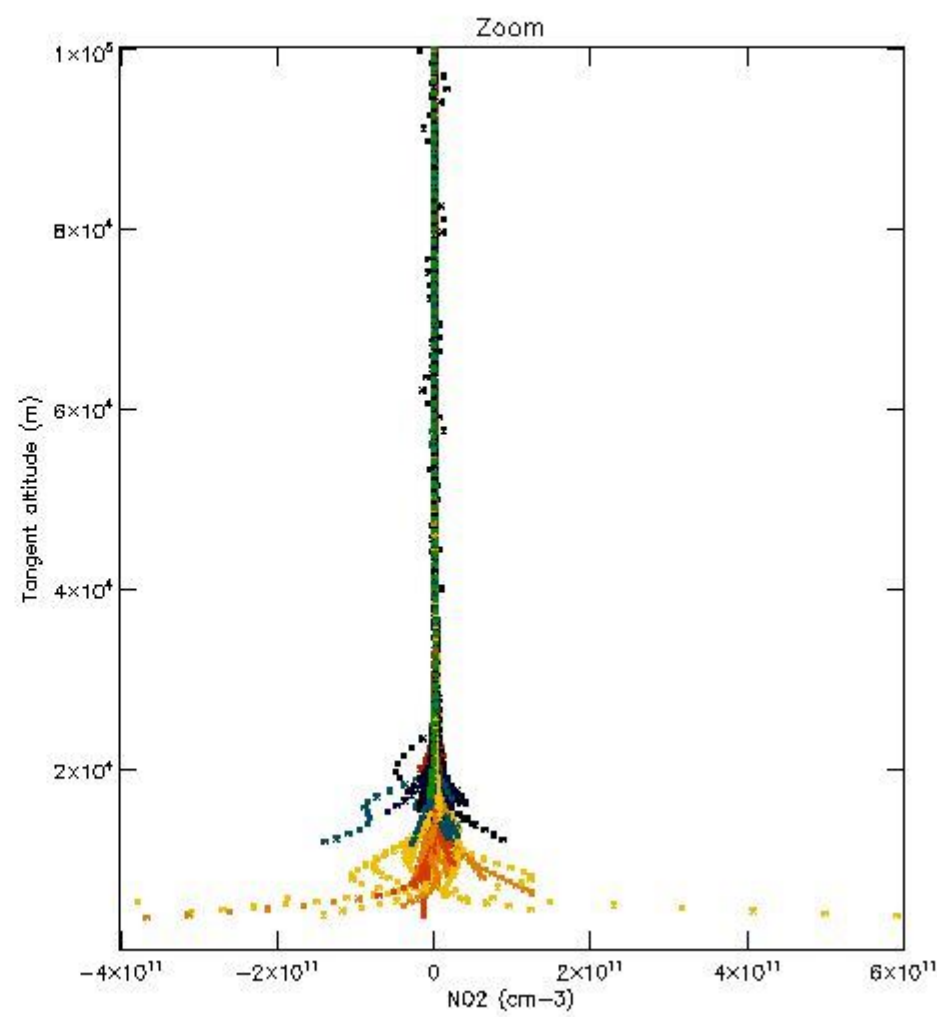
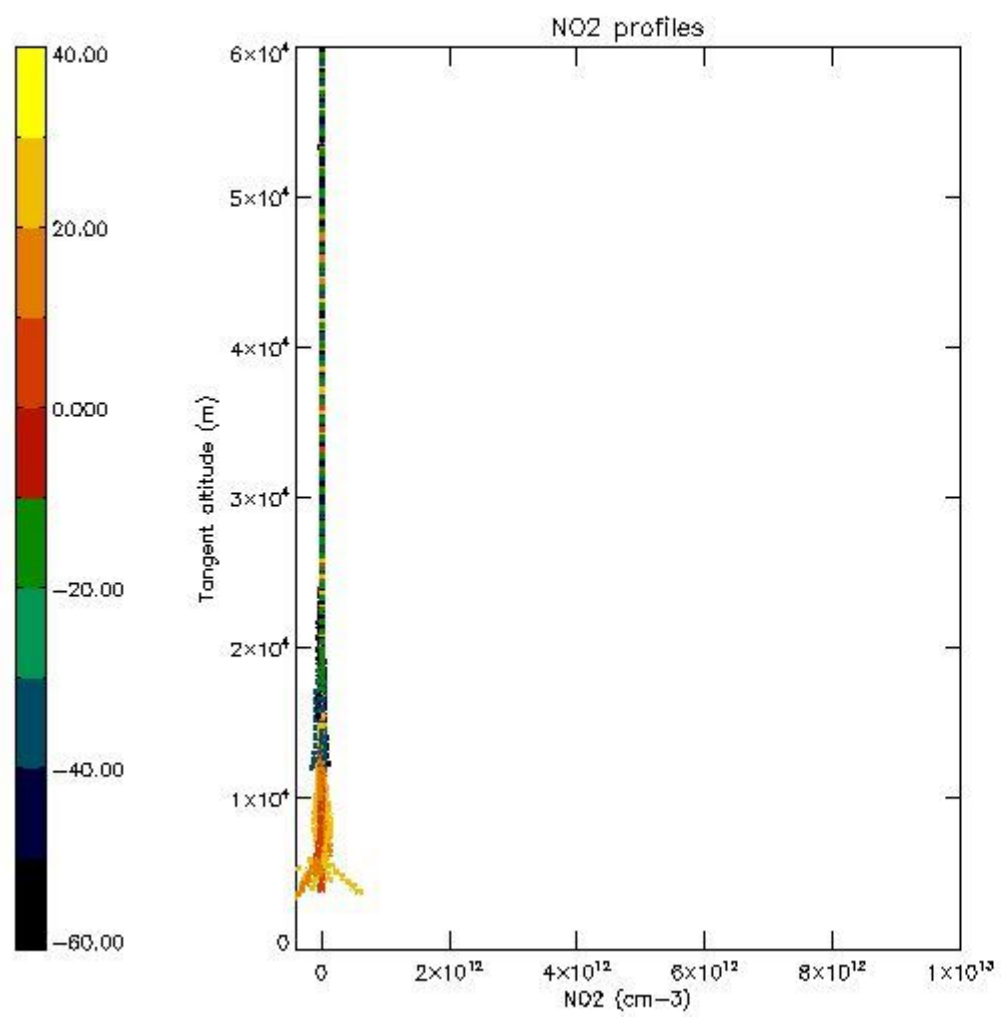
5.5 Plot ozone profiles where STD < 5% (dark without errors)

The colorbar represents the latitude.



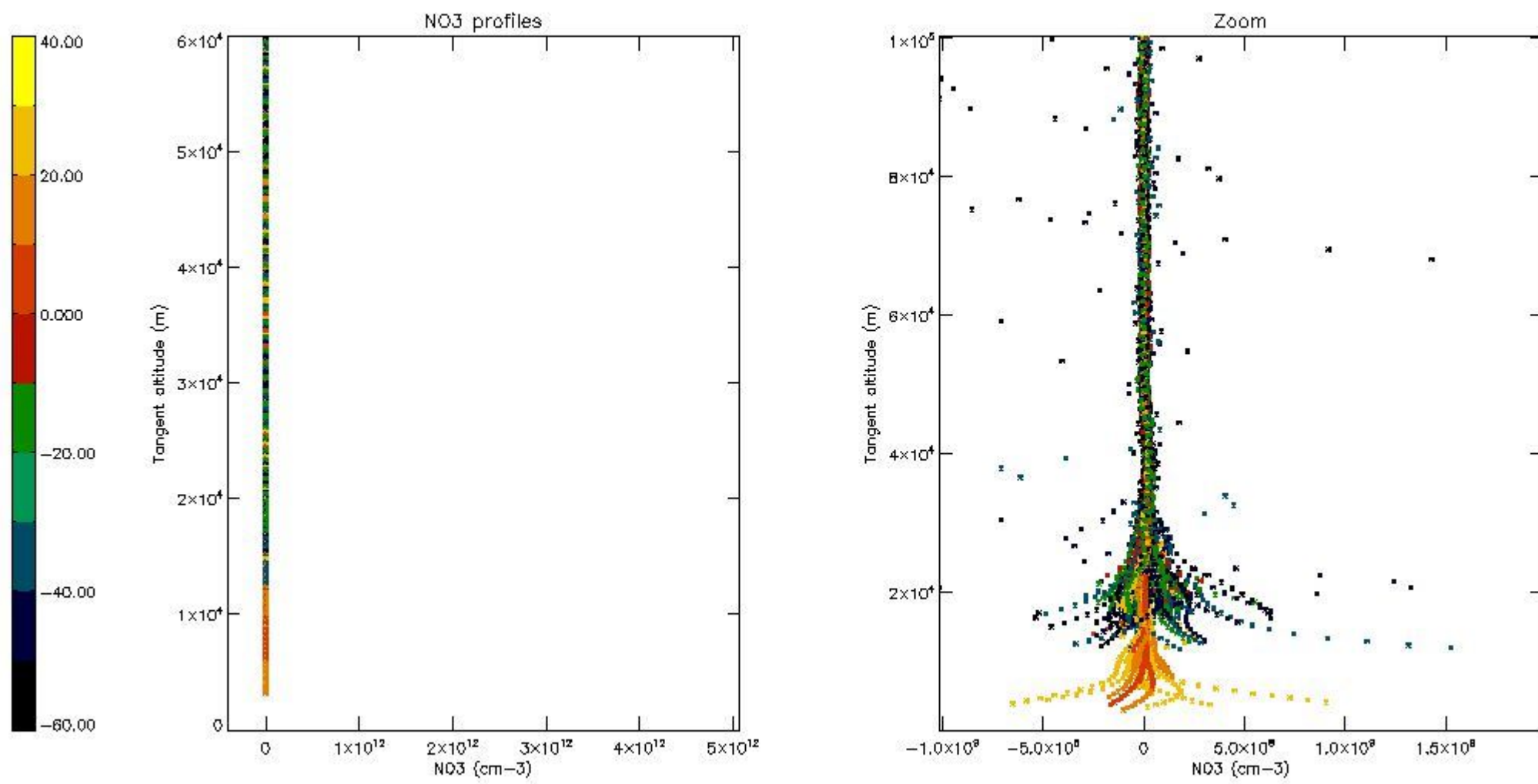
5.6 Plot NO₂ profiles for all STD (dark without errors)

The colorbar represents the latitude.



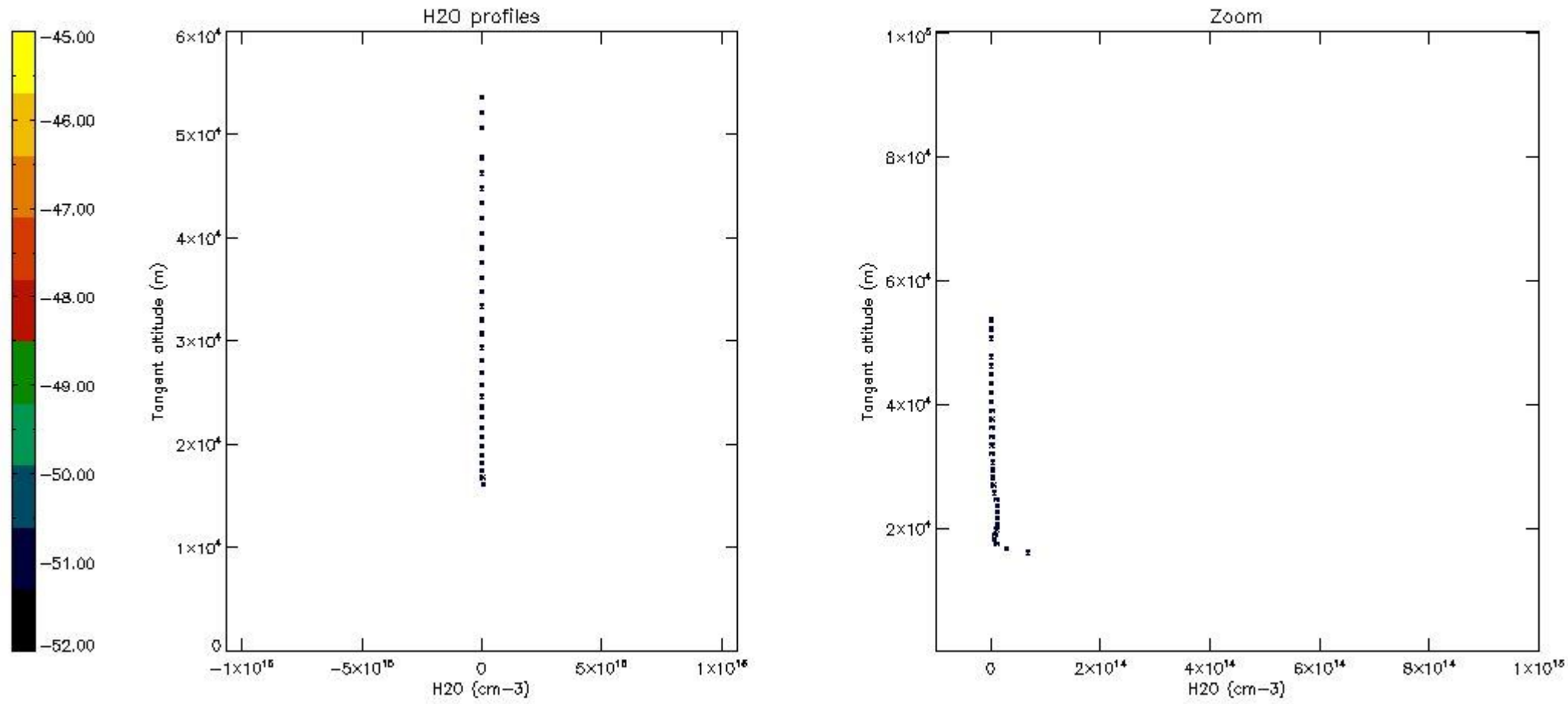
5.7 Plot NO3 profiles for all STD (dark without errors)

The colorbar represents the latitude.



5.8 Plot H2O profiles for all STD (only for occultations of stars 1,2,3,4,13,14,16,26,63 dark without errors)

The colorbar represents the latitude.



6. Auxiliary Data Files used for the production reported in section 2

The number reported in the third column indicates since which file (see list in section 2) the corresponding auxiliary file has been used. The fourth column is the date of those product files.

Type	Auxiliary Filename	Used since product	Used since product date
INST_PHYS_CHARACTERISTICS	GOM_INS_AXVIEC20091111_143220_20030716_120000_20500101_000000	1	10-MAR-2008 00:01:19
LEVEL-2_PROC_CONFIG	GOM_PR2_AXVIEC20091111_152718_20020301_000000_20500101_000000	1	10-MAR-2008 00:01:19
CROSS_SECTIONS_FILE	GOM_CRS_AXVIEC20091111_154832_20020301_000000_20500101_000000	1	10-MAR-2008 00:01:19

GOMOS Level 2 Daily Report

SUMMARY

[1. General Info](#)

[2. Summary of processed GOM_NL_2P products](#)

[3. Level 2 Quality information per product](#)

[3.1 Plot of level 2 quality information per product \(time dependant\)](#)

[3.2 Plot of level 2 quality information per product \(world map\)](#)

[4. Level 1 Quality information per product \(stored on level 2 products\)](#)

[4.1 Plot of level 1 quality information per product \(time dependant\)](#)

[4.1.1 Plot of level 1 quality information per product \(time dependant\): ASCENDING](#)

[4.1.2 Plot of level 1 quality information per product \(time dependant\): DESCENDING](#)

[4.2 Plot of level 1 quality information per product \(world map\)](#)

[4.2.1 Plot of level 1 quality information per product \(world map\): ASCENDING](#)

[4.2.2 Plot of level 1 quality information per product \(world map\): DESCENDING](#)

[5. Ozone profiles based on quality statistics and other trace gas profiles](#)

[5.1 Ozone statistics based on quality of products](#)

[5.2 Plot ozone profiles for all STD \(dark without errors\)](#)

[5.3 Plot ozone profiles where STD < 20% \(dark without errors\)](#)

[5.4. Plot ozone profiles where STD < 10% \(dark without errors\)](#)

[5.5. Plot ozone profiles where STD < 5% \(dark without errors\)](#)

[5.6 Plot NO2 profiles for all STD \(dark without errors\)](#)

[5.7 Plot NO3 profiles for all STD \(dark without errors\)](#)

[5.8 Plot H2O profiles \(only for occultations of stars 1,2,3,4,13,14,16,26,63 dark without errors\) for all STD](#)

[6. Auxiliary Data Files used for the production reported in section 2](#)

This report presents the daily analysis on parameters extracted from GOMOS level 2 data (GOM_NL__2P). It is intended to monitor some important parameters that will impact the quality of these products. A list of level 2 products (and content) that have arrived during the reporting day to the PCF is also given.

Item	Value
Time of report generation	25APR2013 11:30:09
Data source version	GOMOS/6.01
Start time of products	10-03-2008 (10MAR2008 00:00:00)
Stop time of products	11-03-2008 (11MAR2008 00:00:00)
Store outputs in DB	Yes
Nb of level 2 prods	317
Nb of prods with errors	0

2. Summary of processed GOM_NL__2P products.

Nr	Filename	UTC Start time	Limb	Duration	Star Id	Star Name	Star Mag	Star Temp	Nb Meas	Orbit	Prod. error
1	GOM_NL__2PRFIN20080310_000119_000000372066_00388_31504_1987.N1	10-MAR-2008 00:01:19	Bright	36.500	19	50Alp Cyg	1.2460	10500.	73	31504	No
2	GOM_NL__2PRFIN20080310_000253_000000362066_00388_31504_1988.N1	10-MAR-2008 00:02:53	Bright	36.000	66	37Gam Cyg	2.2080	5900.0	72	31504	No
3	GOM_NL__2PRFIN20080310_001203_000000492066_00388_31504_1989.N1	10-MAR-2008 00:12:03	Twilight_stray	49.000	168	17Zet Aql	2.9860	11000.	98	31504	No
4	GOM_NL__2PRFIN20080310_002213_000000442066_00388_31504_1990.N1	10-MAR-2008 00:22:13	Dark	43.500	155	41Pi Sgr	2.9000	6600.0	87	31504	No
5	GOM_NL__2PRFIN20080310_002410_000000442066_00388_31504_1991.N1	10-MAR-2008 00:24:10	Dark	44.000	57	34Sig Sgr	2.0660	26000.	88	31504	No
6	GOM_NL__2PRFIN20080310_003051_000000472066_00388_31504_1992.N1	10-MAR-2008 00:30:51	Dark	47.000	25	35Lam Sco	1.6200	28000.	94	31504	No
7	GOM_NL__2PRFIN20080310_003247_000000402066_00389_31505_1983.N1	10-MAR-2008 00:32:47	Dark	40.000	147	Alp Ara	2.8770	26000.	80	31505	No
8	GOM_NL__2PRFIN20080310_003740_000000392066_00389_31505_1984.N1	10-MAR-2008 00:37:40	Dark	39.000	134	Bet TrA	2.8100	6600.0	78	31505	No
9	GOM_NL__2PRFIN20080310_004023_000000502066_00389_31505_1985.N1	10-MAR-2008 00:40:23	Dark	49.500	4	Alp1Cen	-0.010000	5800.0	99	31505	No
10	GOM_NL__2PRFIN20080310_004139_000000432066_00389_31505_1986.N1	10-MAR-2008 00:41:39	Dark	42.500	10	Bet Cen	0.61000	28000.	85	31505	No
11	GOM_NL__2PRFIN20080310_004338_000000422066_00389_31505_1987.N1	10-MAR-2008 00:43:38	Dark	42.000	77	Eps Cen	2.3030	28000.	84	31505	No
12	GOM_NL__2PRFIN20080310_004501_000000552066_00389_31505_1988.N1	10-MAR-2008 00:45:01	Dark	55.000	26	Gam Cru	1.6240	2900.0	110	31505	No
13	GOM_NL__2PRFIN20080310_004639_000000442066_00389_31505_1989.N1	10-MAR-2008 00:46:39	Straylight	43.500	64	Gam Cen	2.2000	10600.	87	31505	No
14	GOM_NL__2PRFIN20080310_004838_000000542066_00389_31505_1990.N1	10-MAR-2008 00:48:38	Straylight	53.500	123	Iot Cen	2.7500	10200.	107	31505	No
15	GOM_NL__2PRFIN20080310_005537_000000542066_00389_31505_1991.N1	10-MAR-2008 00:55:37	Straylight	53.500	171	2Eps Crv	3.0010	4250.0	107	31505	No
16	GOM_NL__2PRFIN20080310_010701_000000382066_00389_31505_1992.N1	10-MAR-2008 01:07:01	Bright	38.000	22	32Alp Leo	1.3600	15200.	76	31505	No
17	GOM_NL__2PRFIN20080310_010924_000000382066_00389_31505_1993.N1	10-MAR-2008 01:09:24	Bright	38.000	51	41Gam1Leo	2.0100	4500.0	76	31505	No
18	GOM_NL__2PRFIN20080310_011735_000000412066_00389_31505_1994.N1	10-MAR-2008 01:17:35	Bright	41.000	174	52Psi UMa	3.0040	4400.0	82	31505	No
19	GOM_NL__2PRFIN20080310_012039_000000572066_00389_31505_1995.N1	10-MAR-2008 01:20:39	Bright	57.000	82	48Bet UMa	2.3650	10600.	114	31505	No
20	GOM_NL__2PRFIN20080310_012205_000000382066_00389_31505_1996.N1	10-MAR-2008 01:22:05	Bright	38.000	36	50Alp UMa	1.8000	6300.0	76	31505	No
21	GOM_NL__2PRFIN20080310_012917_000000402066_00389_31505_1997.N1	10-MAR-2008 01:29:17	Bright	39.500	60	7Bet UMi	2.0810	3950.0	79	31505	No
22	GOM_NL__2PRFIN20080310_013915_000000492066_00389_31505_1998.N1	10-MAR-2008 01:39:15	Bright	48.500	69	33Gam Dra	2.2310	3800.0	97	31505	No
23	GOM_NL__2PRFIN20080310_014155_000000352066_00389_31505_1999.N1	10-MAR-2008 01:41:55	Bright	34.500	19	50Alp Cyg	1.2460	10500.	69	31505	No
24	GOM_NL__2PRFIN20080310_014329_000000362066_00389_31505_2000.N1	10-MAR-2008 01:43:29	Bright	35.500	66	37Gam Cyg	2.2080	5900.0	71	31505	No
25	GOM_NL__2PRFIN20080310_015240_000000492066_00389_31505_2001.N1	10-MAR-2008 01:52:40	Twilight_stray	49.000	168	17Zet Aql	2.9860	11000.	98	31505	No
26	GOM_NL__2PRFIN20080310_020250_000000462066_00389_31505_2002.N1	10-MAR-2008 02:02:50	Dark	45.500	155	41Pi Sgr	2.9000	6600.0	91	31505	No
27	GOM_NL__2PRFIN20080310_020447_000000472066_00389_31505_2003.N1	10-MAR-2008 02:04:47	Dark	47.000	57	34Sig Sgr	2.0660	26000.	94	31505	No
28	GOM_NL__2PRFIN20080310_020807_000000502066_00389_31505_2004.N1	10-MAR-2008 02:08:07	Dark	49.500	38	20Eps Sgr	1.8360	11000.	99	31505	No
29	GOM_NL__2PRFIN20080310_021128_000000542066_00389_31505_2005.N1	10-MAR-2008 02:11:28	Dark	53.500	25	35Lam Sco	1.6200	28000.	107	31505	No
30	GOM_NL__2PRFIN20080310_021324_000000422066_00390_31506_1997.N1	10-MAR-2008 02:13:24	Dark	41.500	147	Alp Ara	2.8770	26000.	83	31506	No
31	GOM_NL__2PRFIN20080310_021817_000000402066_00390_31506_1998.N1	10-MAR-2008 02:18:17	Dark	40.000	134	Bet TrA	2.8100	6600.0	80	31506	No
32	GOM_NL__2PRFIN20080310_022059_000000492066_00390_31506_1999.N1	10-MAR-2008 02:20:59	Dark	49.000	4	Alp1Cen	-0.010000	5800.0	98	31506	No
33	GOM_NL__2PRFIN20080310_022215_000000502066_00390_31506_2000.N1	10-MAR-2008 02:22:15	Dark	50.000	10	Bet Cen	0.61000	28000.	100	31506	No
34	GOM_NL__2PRFIN20080310_022415_000000412066_00390_31506_2001.N1	10-MAR-2008 02:24:15	Dark	41.000	77	Eps Cen	2.3030	28000.	82	31506	No
35	GOM_NL__2PRFIN20080310_022538_000000542066_00390_31506_2002.N1	10-MAR-2008 02:25:38	Dark	53.500	26	Gam Cru	1.6240	2900.0	107	31506	No
36	GOM_NL__2PRFIN20080310_022716_000000432066_00390_31506_2003.N1	10-MAR-2008 02:27:16	Straylight	42.500	64	Gam Cen	2.2000	10600.	85	31506	No
37	GOM_NL__2PRFIN20080310_022914_000000522066_00390_31506_2004.N1	10-MAR-2008 02:29:14	Straylight	51.500	123	Iot Cen	2.7500	10200.	103	31506	No
38	GOM_NL__2PRFIN20080310_023613_000000512066_00390_31506_2005.N1	10-MAR-2008 02:36:13	Straylight	50.500	171	2Eps Crv	3.0010	4250.0	101	31506	No
39	GOM_NL__2PRFIN20080310_024737_000000392066_00390_31506_2006.N1	10-MAR-2008 02:47:37	Bright	38.500	22	32Alp Leo	1.3600	15200.	77	31506	No
40	GOM_NL__2PRFIN20080310_024959_000000402066_00390_31506_2007.N1	10-MAR-2008 02:49:59	Bright	40.000	51	41Gam1Leo	2.0100	4500.0	80	31506	No
41	GOM_NL__2PRFIN20080310_025811_000000412066_00390_31506_2008.N1	10-MAR-2008 02:58:11	Bright	40.500	174	52Psi UMa	3.0040	4400.0	81	31506	No
42	GOM_NL__2PRFIN20080310_030114_000000372066_00390_31506_2009.N1	10-MAR-2008 03:01:14	Bright	37.000	82	48Bet UMa	2.3650	10600.	74	31506	No

43	GOM_NL__2PRFIN20080310_030241_000000392066_00390_31506_2010.N1	10-MAR-2008 03:02:41	Bright	39.000	36	50Alp UMa	1.8000	6300.0	78	31506	No
44	GOM_NL__2PRFIN20080310_030952_000000382066_00390_31506_2011.N1	10-MAR-2008 03:09:52	Bright	38.000	60	7Bet UMi	2.0810	3950.0	76	31506	No
45	GOM_NL__2PRFIN20080310_031950_000000492066_00390_31506_2012.N1	10-MAR-2008 03:19:50	Bright	48.500	69	33Gam Dra	2.2310	3800.0	97	31506	No
46	GOM_NL__2PRFIN20080310_032231_000000362066_00390_31506_2013.N1	10-MAR-2008 03:22:31	Bright	35.500	19	50Alp Cyg	1.2460	10500.	71	31506	No
47	GOM_NL__2PRFIN20080310_032405_000000362066_00390_31506_2014.N1	10-MAR-2008 03:24:05	Bright	36.000	66	37Gam Cyg	2.2080	5900.0	72	31506	No
48	GOM_NL__2PRFIN20080310_033316_000000482066_00390_31506_2015.N1	10-MAR-2008 03:33:16	Tw_i_and_stray	47.500	168	17Zet Aql	2.9860	11000.	95	31506	No
49	GOM_NL__2PRFIN20080310_034326_000000452066_00390_31506_2016.N1	10-MAR-2008 03:43:26	Dark	44.500	155	41Pi Sgr	2.9000	6600.0	89	31506	No
50	GOM_NL__2PRFIN20080310_034523_000000442066_00390_31506_2017.N1	10-MAR-2008 03:45:23	Dark	44.000	57	34Sig Sgr	2.0660	26000.	88	31506	No
51	GOM_NL__2PRFIN20080310_034844_000000432066_00390_31506_2018.N1	10-MAR-2008 03:48:44	Dark	43.000	38	20Eps Sgr	1.8360	11000.	86	31506	No
52	GOM_NL__2PRFIN20080310_035205_000000502066_00390_31506_2019.N1	10-MAR-2008 03:52:05	Dark	49.500	25	35Lam Sco	1.6200	28000.	99	31506	No
53	GOM_NL__2PRFIN20080310_035401_000000412066_00391_31507_2009.N1	10-MAR-2008 03:54:01	Dark	41.000	147	Alp Ara	2.8770	26000.	82	31507	No
54	GOM_NL__2PRFIN20080310_035853_000000382066_00391_31507_2010.N1	10-MAR-2008 03:58:53	Dark	37.500	134	Bet TrA	2.8100	6600.0	75	31507	No
55	GOM_NL__2PRFIN20080310_040136_000000442066_00391_31507_2011.N1	10-MAR-2008 04:01:36	Dark	44.000	4	Alp1Cen	-0.010000	5800.0	88	31507	No
56	GOM_NL__2PRFIN20080310_040252_000000522066_00391_31507_2012.N1	10-MAR-2008 04:02:52	Dark	52.000	10	Bet Cen	0.61000	28000.	104	31507	No
57	GOM_NL__2PRFIN20080310_040451_000000422066_00391_31507_2013.N1	10-MAR-2008 04:04:51	Dark	42.000	77	Eps Cen	2.3030	28000.	84	31507	No
58	GOM_NL__2PRFIN20080310_040614_000000512066_00391_31507_2014.N1	10-MAR-2008 04:06:14	Dark	50.500	26	Gam Cru	1.6240	2900.0	101	31507	No
59	GOM_NL__2PRFIN20080310_040752_000000402066_00391_31507_2015.N1	10-MAR-2008 04:07:52	Straylight	40.000	64	Gam Cen	2.2000	10600.	80	31507	No
60	GOM_NL__2PRFIN20080310_040951_000000502066_00391_31507_2016.N1	10-MAR-2008 04:09:51	Straylight	50.000	123	lot Cen	2.7500	10200.	100	31507	No
61	GOM_NL__2PRFIN20080310_041650_000000542066_00391_31507_2017.N1	10-MAR-2008 04:16:50	Straylight	54.000	171	2Eps Crv	3.0010	4250.0	108	31507	No
62	GOM_NL__2PRFIN20080310_042813_000000392066_00391_31507_2018.N1	10-MAR-2008 04:28:13	Bright	39.000	22	32Alp Leo	1.3600	15200.	78	31507	No
63	GOM_NL__2PRFIN20080310_043035_000000392066_00391_31507_2019.N1	10-MAR-2008 04:30:35	Bright	39.000	51	41Gam1Leo	2.0100	4500.0	78	31507	No
64	GOM_NL__2PRFIN20080310_043846_000000402066_00391_31507_2020.N1	10-MAR-2008 04:38:46	Bright	39.500	174	52Psi UMa	3.0040	4400.0	79	31507	No
65	GOM_NL__2PRFIN20080310_044150_000000372066_00391_31507_2021.N1	10-MAR-2008 04:41:50	Bright	37.000	82	48Bet UMa	2.3650	10600.	74	31507	No
66	GOM_NL__2PRFIN20080310_044317_000000382066_00391_31507_2022.N1	10-MAR-2008 04:43:17	Bright	37.500	36	50Alp UMa	1.8000	6300.0	75	31507	No
67	GOM_NL__2PRFIN20080310_045028_000000412066_00391_31507_2023.N1	10-MAR-2008 04:50:28	Bright	40.500	60	7Bet UMi	2.0810	3950.0	81	31507	No
68	GOM_NL__2PRFIN20080310_050026_000000482066_00391_31507_2024.N1	10-MAR-2008 05:00:26	Bright	47.500	69	33Gam Dra	2.2310	3800.0	95	31507	No
69	GOM_NL__2PRFIN20080310_050307_000000372066_00391_31507_2025.N1	10-MAR-2008 05:03:07	Bright	37.000	19	50Alp Cyg	1.2460	10500.	74	31507	No
70	GOM_NL__2PRFIN20080310_050441_000000362066_00391_31507_2026.N1	10-MAR-2008 05:04:41	Bright	36.000	66	37Gam Cyg	2.2080	5900.0	72	31507	No
71	GOM_NL__2PRFIN20080310_051353_000000492066_00391_31507_2027.N1	10-MAR-2008 05:13:53	Tw_i_and_stray	48.500	168	17Zet Aql	2.9860	11000.	97	31507	No
72	GOM_NL__2PRFIN20080310_052403_000000442066_00391_31507_2028.N1	10-MAR-2008 05:24:03	Dark	43.500	155	41Pi Sgr	2.9000	6600.0	87	31507	No
73	GOM_NL__2PRFIN20080310_052600_000000452066_00391_31507_2029.N1	10-MAR-2008 05:26:00	Dark	45.000	57	34Sig Sgr	2.0660	26000.	90	31507	No
74	GOM_NL__2PRFIN20080310_052921_000000482066_00391_31507_2030.N1	10-MAR-2008 05:29:21	Dark	47.500	38	20Eps Sgr	1.8360	11000.	95	31507	No
75	GOM_NL__2PRFIN20080310_053242_000000502066_00391_31507_2031.N1	10-MAR-2008 05:32:42	Dark	49.500	25	35Lam Sco	1.6200	28000.	99	31507	No
76	GOM_NL__2PRFIN20080310_053438_000000422066_00392_31508_2017.N1	10-MAR-2008 05:34:38	Dark	41.500	147	Alp Ara	2.8770	26000.	83	31508	No
77	GOM_NL__2PRFIN20080310_053930_000000392066_00392_31508_2018.N1	10-MAR-2008 05:39:30	Dark	39.000	134	Bet TrA	2.8100	6600.0	78	31508	No
78	GOM_NL__2PRFIN20080310_054212_000000512066_00392_31508_2019.N1	10-MAR-2008 05:42:12	Dark	50.500	4	Alp1Cen	-0.010000	5800.0	101	31508	No
79	GOM_NL__2PRFIN20080310_054328_000000462066_00392_31508_2020.N1	10-MAR-2008 05:43:28	Dark	45.500	10	Bet Cen	0.61000	28000.	91	31508	No
80	GOM_NL__2PRFIN20080310_054528_000000432066_00392_31508_2021.N1	10-MAR-2008 05:45:28	Dark	42.500	77	Eps Cen	2.3030	28000.	85	31508	No
81	GOM_NL__2PRFIN20080310_054651_000000552066_00392_31508_2022.N1	10-MAR-2008 05:46:51	Dark	54.500	26	Gam Cru	1.6240	2900.0	109	31508	No
82	GOM_NL__2PRFIN20080310_054829_000000442066_00392_31508_2023.N1	10-MAR-2008 05:48:29	Straylight	43.500	64	Gam Cen	2.2000	10600.	87	31508	No
83	GOM_NL__2PRFIN20080310_055028_000000492066_00392_31508_2024.N1	10-MAR-2008 05:50:28	Straylight	49.000	123	lot Cen	2.7500	10200.	98	31508	No
84	GOM_NL__2PRFIN20080310_055726_000000552066_00392_31508_2025.N1	10-MAR-2008 05:57:26	Straylight	54.500	171	2Eps Crv	3.0010	4250.0	109	31508	No
85	GOM_NL__2PRFIN20080310_060849_000000392066_00392_31508_2026.N1	10-MAR-2008 06:08:49	Bright	39.000	22	32Alp Leo	1.3600	15200.	78	31508	No
86	GOM_NL__2PRFIN20080310_061111_000000402066_00392_31508_2027.N1	10-MAR-2008 06:11:11	Bright	40.000	51	41Gam1Leo	2.0100	4500.0	80	31508	No
87	GOM_NL__2PRFIN20080310_061922_000000412066_00392_31508_2028.N1	10-MAR-2008 06:19:22	Bright	41.000	174	52Psi UMa	3.0040	4400.0	82	31508	No
88	GOM_NL__2PRFIN20080310_062226_000000372066_00392_31508_2029.N1	10-MAR-2008 06:22:26	Bright	36.500	82	48Bet UMa	2.3650	10600.	73	31508	No
89	GOM_NL__2PRFIN20080310_062353_000000402066_00392_31508_2030.N1	10-MAR-2008 06:23:53	Bright	39.500	36	50Alp UMa	1.8000	6300.0	79	31508	No
90	GOM_NL__2PRFIN20080310_063104_000000412066_00392_31508_2031.N1	10-MAR-2008 06:31:04	Bright	41.000	60	7Bet UMi	2.0810	3950.0	82	31508	No
91	GOM_NL__2PRFIN20080310_064102_000000452066_00392_31508_2032.N1	10-MAR-2008 06:41:02	Bright	45.000	69	33Gam Dra	2.2310	3800.0	90	31508	No
92	GOM_NL__2PRFIN20080310_064343_000000342066_00392_31508_2033.N1	10-MAR-2008 06:43:43	Bright	34.000	19	50Alp Cyg	1.2460	10500.	68	31508	No
93	GOM_NL__2PRFIN20080310_064517_000000362066_00392_31508_2034.N1	10-MAR-2008 06:45:17	Bright	35.500	66	37Gam Cyg	2.2080	5900.0	71	31508	No
94	GOM_NL__2PRFIN20080310_065429_000000482066_00392_31508_2035.N1	10-MAR-2008 06:54:29	Tw_i_and_stray	47.500	168	17Zet Aql	2.9860	11000.	95	31508	No
95	GOM_NL__2PRFIN20080310_070440_000000452066_00392_31508_2036.N1	10-MAR-2008 07:04:40	Dark	44.500	155	41Pi Sgr	2.9000	6600.0	89	31508	No
96	GOM_NL__2PRFIN20080310_070637_000000472066_00392_31508_2037.N1	10-MAR-2008 07:06:37	Dark	47.000	57	34Sig Sgr	2.0660	26000.	94	31508	No
97	GOM_NL__2PRFIN20080310_070958_000000462066_00392_31508_2038.N1	10-MAR-2008 07:09:58	Dark	45.500	38	20Eps Sgr	1.8360	11000.	91	31508	No
98	GOM_NL__2PRFIN20080310_071319_000000482066_00392_31508_2039.N1	10-MAR-2008 07:13:19	Dark	48.000	25	35Lam Sco	1.6200	28000.	96	31508	No
99	GOM_NL__2PRFIN20080310_071514_000000422066_00393_31509_2042.N1	10-MAR-2008 07:15:14	Dark	41.500	147	Alp Ara	2.8770	26000.	83	31509	No
100	GOM_NL__2PRFIN20080310_072007_000000382066_00393_31509_2043.N1	10-MAR-2008 07:20:07	Dark	37.500	134	Bet TrA	2.8100	6600.0	75	31509	No
101	GOM_NL__2PRFIN20080310_072249_000000562066_00393_31509_2044.N1	10-MAR-2008 07:22:49	Dark	55.500	4	Alp1Cen	-0.010000	5800.0	111	31509	No

102	GOM_NL__2PRFIN20080310_072405_000000482066_00393_31509_2045.N1	10-MAR-2008 07:24:05	Dark	48.000	10	Bet Cen	0.61000	28000.	96	31509	No
103	GOM_NL__2PRFIN20080310_072604_000000422066_00393_31509_2046.N1	10-MAR-2008 07:26:04	Dark	42.000	77	Eps Cen	2.3030	28000.	84	31509	No
104	GOM_NL__2PRFIN20080310_072727_000000542066_00393_31509_2047.N1	10-MAR-2008 07:27:27	Dark	54.000	26	Gam Cru	1.6240	2900.0	108	31509	No
105	GOM_NL__2PRFIN20080310_072905_000000422066_00393_31509_2048.N1	10-MAR-2008 07:29:05	Straylight	41.500	64	Gam Cen	2.2000	10600.	83	31509	No
106	GOM_NL__2PRFIN20080310_073104_000000512066_00393_31509_2049.N1	10-MAR-2008 07:31:04	Straylight	50.500	123	lot Cen	2.7500	10200.	101	31509	No
107	GOM_NL__2PRFIN20080310_073802_000000522066_00393_31509_2050.N1	10-MAR-2008 07:38:02	Straylight	51.500	171	2Eps Crv	3.0010	4250.0	103	31509	No
108	GOM_NL__2PRFIN20080310_074925_000000402066_00393_31509_2051.N1	10-MAR-2008 07:49:25	Bright	39.500	22	32Alp Leo	1.3600	15200.	79	31509	No
109	GOM_NL__2PRFIN20080310_075147_000000402066_00393_31509_2052.N1	10-MAR-2008 07:51:47	Bright	39.500	51	41Gam1Leo	2.0100	4500.0	79	31509	No
110	GOM_NL__2PRFIN20080310_075957_000000422066_00393_31509_2053.N1	10-MAR-2008 07:59:57	Bright	41.500	174	52Psi UMa	3.0040	4400.0	83	31509	No
111	GOM_NL__2PRFIN20080310_080301_000000382066_00393_31509_2054.N1	10-MAR-2008 08:03:01	Bright	38.000	82	48Bet UMa	2.3650	10600.	76	31509	No
112	GOM_NL__2PRFIN20080310_080428_000000382066_00393_31509_2055.N1	10-MAR-2008 08:04:28	Bright	38.000	36	50Alp UMa	1.8000	6300.0	76	31509	No
113	GOM_NL__2PRFIN20080310_081139_000000412066_00393_31509_2056.N1	10-MAR-2008 08:11:39	Bright	40.500	60	7Bet UMi	2.0810	3950.0	81	31509	No
114	GOM_NL__2PRFIN20080310_082137_000000452066_00393_31509_2057.N1	10-MAR-2008 08:21:37	Bright	45.000	69	33Gam Dra	2.2310	3800.0	90	31509	No
115	GOM_NL__2PRFIN20080310_082419_000000362066_00393_31509_2058.N1	10-MAR-2008 08:24:19	Bright	36.000	19	50Alp Cyg	1.2460	10500.	72	31509	No
116	GOM_NL__2PRFIN20080310_082553_000000372066_00393_31509_2059.N1	10-MAR-2008 08:25:53	Bright	36.500	66	37Gam Cyg	2.2080	5900.0	73	31509	No
117	GOM_NL__2PRFIN20080310_083505_000000472066_00393_31509_2060.N1	10-MAR-2008 08:35:05	Twl_and_stray	46.500	168	17Zet Aql	2.9860	11000.	93	31509	No
118	GOM_NL__2PRFIN20080310_084516_000000432066_00393_31509_2061.N1	10-MAR-2008 08:45:16	Dark	42.500	155	41Pi Sgr	2.9000	6600.0	85	31509	No
119	GOM_NL__2PRFIN20080310_084714_000000442066_00393_31509_2062.N1	10-MAR-2008 08:47:14	Dark	43.500	57	34Sig Sgr	2.0660	26000.	87	31509	No
120	GOM_NL__2PRFIN20080310_085034_000000462066_00393_31509_2063.N1	10-MAR-2008 08:50:34	Dark	46.000	38	20Eps Sgr	1.8360	11000.	92	31509	No
121	GOM_NL__2PRFIN20080310_085356_000000512066_00393_31509_2064.N1	10-MAR-2008 08:53:56	Dark	51.000	25	35Lam Sco	1.6200	28000.	102	31509	No
122	GOM_NL__2PRFIN20080310_085551_000000432066_00394_31510_2055.N1	10-MAR-2008 08:55:51	Dark	43.000	147	Alp Ara	2.8770	26000.	86	31510	No
123	GOM_NL__2PRFIN20080310_090043_000000392066_00394_31510_2056.N1	10-MAR-2008 09:00:43	Dark	39.000	134	Bet TrA	2.8100	6600.0	78	31510	No
124	GOM_NL__2PRFIN20080310_090325_000000492066_00394_31510_2057.N1	10-MAR-2008 09:03:25	Dark	48.500	4	Alp1Cen	-0.010000	5800.0	97	31510	No
125	GOM_NL__2PRFIN20080310_090441_000000502066_00394_31510_2058.N1	10-MAR-2008 09:04:41	Dark	50.000	10	Bet Cen	0.61000	28000.	100	31510	No
126	GOM_NL__2PRFIN20080310_090641_000000422066_00394_31510_2059.N1	10-MAR-2008 09:06:41	Dark	41.500	77	Eps Cen	2.3030	28000.	83	31510	No
127	GOM_NL__2PRFIN20080310_090803_000000552066_00394_31510_2060.N1	10-MAR-2008 09:08:03	Dark	55.000	26	Gam Cru	1.6240	2900.0	110	31510	No
128	GOM_NL__2PRFIN20080310_090942_000000422066_00394_31510_2061.N1	10-MAR-2008 09:09:42	Straylight	42.000	64	Gam Cen	2.2000	10600.	84	31510	No
129	GOM_NL__2PRFIN20080310_091141_000000502066_00394_31510_2062.N1	10-MAR-2008 09:11:41	Straylight	50.000	123	lot Cen	2.7500	10200.	100	31510	No
130	GOM_NL__2PRFIN20080310_091838_000000512066_00394_31510_2063.N1	10-MAR-2008 09:18:38	Straylight	51.000	171	2Eps Crv	3.0010	4250.0	102	31510	No
131	GOM_NL__2PRFIN20080310_093001_000000382066_00394_31510_2064.N1	10-MAR-2008 09:30:01	Bright	38.000	22	32Alp Leo	1.3600	15200.	76	31510	No
132	GOM_NL__2PRFIN20080310_093223_000000392066_00394_31510_2065.N1	10-MAR-2008 09:32:23	Bright	39.000	51	41Gam1Leo	2.0100	4500.0	78	31510	No
133	GOM_NL__2PRFIN20080310_094033_000000392066_00394_31510_2066.N1	10-MAR-2008 09:40:33	Bright	39.000	174	52Psi UMa	3.0040	4400.0	78	31510	No
134	GOM_NL__2PRFIN20080310_094337_000000392066_00394_31510_2067.N1	10-MAR-2008 09:43:37	Bright	39.000	82	48Bet UMa	2.3650	10600.	78	31510	No
135	GOM_NL__2PRFIN20080310_094504_000000402066_00394_31510_2068.N1	10-MAR-2008 09:45:04	Bright	40.000	36	50Alp UMa	1.8000	6300.0	80	31510	No
136	GOM_NL__2PRFIN20080310_095215_000000412066_00394_31510_2069.N1	10-MAR-2008 09:52:15	Bright	40.500	60	7Bet UMi	2.0810	3950.0	81	31510	No
137	GOM_NL__2PRFIN20080310_100213_000000402066_00394_31510_2070.N1	10-MAR-2008 10:02:13	Bright	40.000	69	33Gam Dra	2.2310	3800.0	80	31510	No
138	GOM_NL__2PRFIN20080310_100455_000000372066_00394_31510_2071.N1	10-MAR-2008 10:04:55	Bright	36.500	19	50Alp Cyg	1.2460	10500.	73	31510	No
139	GOM_NL__2PRFIN20080310_100629_000000352066_00394_31510_2072.N1	10-MAR-2008 10:06:29	Bright	35.000	66	37Gam Cyg	2.2080	5900.0	70	31510	No
140	GOM_NL__2PRFIN20080310_101542_000000522066_00394_31510_2073.N1	10-MAR-2008 10:15:42	Twl_and_stray	51.500	168	17Zet Aql	2.9860	11000.	103	31510	No
141	GOM_NL__2PRFIN20080310_102553_000000452066_00394_31510_2074.N1	10-MAR-2008 10:25:53	Dark	44.500	155	41Pi Sgr	2.9000	6600.0	89	31510	No
142	GOM_NL__2PRFIN20080310_102750_000000442066_00394_31510_2075.N1	10-MAR-2008 10:27:50	Dark	44.000	57	34Sig Sgr	2.0660	26000.	88	31510	No
143	GOM_NL__2PRFIN20080310_103111_000000432066_00394_31510_2076.N1	10-MAR-2008 10:31:11	Dark	43.000	38	20Eps Sgr	1.8360	11000.	86	31510	No
144	GOM_NL__2PRFIN20080310_103433_000000482066_00394_31510_2077.N1	10-MAR-2008 10:34:33	Dark	48.000	25	35Lam Sco	1.6200	28000.	96	31510	No
145	GOM_NL__2PRFIN20080310_104119_000000402066_00395_31511_2074.N1	10-MAR-2008 10:41:19	Dark	39.500	134	Bet TrA	2.8100	6600.0	79	31511	No
146	GOM_NL__2PRFIN20080310_104402_000000512066_00395_31511_2075.N1	10-MAR-2008 10:44:02	Dark	51.000	4	Alp1Cen	-0.010000	5800.0	102	31511	No
147	GOM_NL__2PRFIN20080310_104518_000000542066_00395_31511_2076.N1	10-MAR-2008 10:45:18	Dark	53.500	10	Bet Cen	0.61000	28000.	107	31511	No
148	GOM_NL__2PRFIN20080310_104717_000000412066_00395_31511_2077.N1	10-MAR-2008 10:47:17	Dark	41.000	77	Eps Cen	2.3030	28000.	82	31511	No
149	GOM_NL__2PRFIN20080310_104840_000000532066_00395_31511_2078.N1	10-MAR-2008 10:48:40	Dark	53.000	26	Gam Cru	1.6240	2900.0	106	31511	No
150	GOM_NL__2PRFIN20080310_105018_000000422066_00395_31511_2079.N1	10-MAR-2008 10:50:18	Straylight	42.000	64	Gam Cen	2.2000	10600.	84	31511	No
151	GOM_NL__2PRFIN20080310_105218_000000522066_00395_31511_2080.N1	10-MAR-2008 10:52:18	Straylight	52.000	123	lot Cen	2.7500	10200.	104	31511	No
152	GOM_NL__2PRFIN20080310_105914_000000532066_00395_31511_2081.N1	10-MAR-2008 10:59:14	Straylight	52.500	171	2Eps Crv	3.0010	4250.0	105	31511	No
153	GOM_NL__2PRFIN20080310_111037_000000392066_00395_31511_2082.N1	10-MAR-2008 11:10:37	Bright	39.000	22	32Alp Leo	1.3600	15200.	78	31511	No
154	GOM_NL__2PRFIN20080310_111259_000000402066_00395_31511_2083.N1	10-MAR-2008 11:12:59	Bright	39.500	51	41Gam1Leo	2.0100	4500.0	79	31511	No
155	GOM_NL__2PRFIN20080310_112108_000000402066_00395_31511_2084.N1	10-MAR-2008 11:21:08	Bright	40.000	174	52Psi UMa	3.0040	4400.0	80	31511	No
156	GOM_NL__2PRFIN20080310_112412_000000392066_00395_31511_2085.N1	10-MAR-2008 11:24:12	Bright	39.000	82	48Bet UMa	2.3650	10600.	78	31511	No
157	GOM_NL__2PRFIN20080310_112539_000000412066_00395_31511_2086.N1	10-MAR-2008 11:25:39	Bright	40.500	36	50Alp UMa	1.8000	6300.0	81	31511	No
158	GOM_NL__2PRFIN20080310_113250_000000412066_00395_31511_2087.N1	10-MAR-2008 11:32:50	Bright	40.500	60	7Bet UMi	2.0810	3950.0	81	31511	No
159	GOM_NL__2PRFIN20080310_114249_000000402066_00395_31511_2088.N1	10-MAR-2008 11:42:49	Bright	40.000	69	33Gam Dra	2.2310	3800.0	80	31511	No
160	GOM_NL__2PRFIN20080310_114531_000000362066_00395_31511_2089.N1	10-MAR-2008 11:45:31	Bright	36.000	19	50Alp Cyg	1.2460	10500.	72	31511	No

161	GOM_NL__2PRFIN20080310_114705_000000362066_00395_31511_2090.N1	10-MAR-2008 11:47:05	Bright	36.000	66	37Gam Cyg	2.2080	5900.0	72	31511	No
162	GOM_NL__2PRFIN20080310_115618_000000472066_00395_31511_2091.N1	10-MAR-2008 11:56:18	Twilight	46.500	168	17Zet Aql	2.9860	11000.	93	31511	No
163	GOM_NL__2PRFIN20080310_120629_000000442066_00395_31511_2092.N1	10-MAR-2008 12:06:29	Dark	43.500	155	41Pi Sgr	2.9000	6600.0	87	31511	No
164	GOM_NL__2PRFIN20080310_120827_000000442066_00395_31511_2093.N1	10-MAR-2008 12:08:27	Dark	43.500	57	34Sig Sgr	2.0660	26000.	87	31511	No
165	GOM_NL__2PRFIN20080310_121148_000000452066_00395_31511_2094.N1	10-MAR-2008 12:11:48	Dark	45.000	38	20Eps Sgr	1.8360	11000.	90	31511	No
166	GOM_NL__2PRFIN20080310_121510_000000482066_00395_31511_2095.N1	10-MAR-2008 12:15:10	Dark	48.000	25	35Lam Sco	1.6200	28000.	96	31511	No
167	GOM_NL__2PRFIN20080310_121704_000000402066_00396_31512_2096.N1	10-MAR-2008 12:17:04	Dark	40.000	147	Alp Ara	2.8770	26000.	80	31512	No
168	GOM_NL__2PRFIN20080310_122156_000000382066_00396_31512_2097.N1	10-MAR-2008 12:21:56	Dark	38.000	134	Bet TrA	2.8100	6600.0	76	31512	No
169	GOM_NL__2PRFIN20080310_122438_000000442066_00396_31512_2098.N1	10-MAR-2008 12:24:38	Dark	43.500	4	Alp1Cen	-0.010000	5800.0	87	31512	No
170	GOM_NL__2PRFIN20080310_122554_000000502066_00396_31512_2099.N1	10-MAR-2008 12:25:54	Dark	50.000	10	Bet Cen	0.61000	28000.	100	31512	No
171	GOM_NL__2PRFIN20080310_122817_000000392066_00396_31512_2100.N1	10-MAR-2008 12:28:17	Dark	39.000	20	Bet Cru	1.2530	30000.	78	31512	No
172	GOM_NL__2PRFIN20080310_123054_000000412066_00396_31512_2101.N1	10-MAR-2008 12:30:54	Straylight	40.500	64	Gam Cen	2.2000	10600.	81	31512	No
173	GOM_NL__2PRFIN20080310_123254_000000542066_00396_31512_2102.N1	10-MAR-2008 12:32:54	Straylight	54.000	123	lot Cen	2.7500	10200.	108	31512	No
174	GOM_NL__2PRFIN20080310_123951_000000532066_00396_31512_2103.N1	10-MAR-2008 12:39:51	Straylight	53.000	171	2Eps Crv	3.0010	4250.0	106	31512	No
175	GOM_NL__2PRFIN20080310_125113_000000382066_00396_31512_2104.N1	10-MAR-2008 12:51:13	Bright	38.000	22	32Alp Leo	1.3600	15200.	76	31512	No
176	GOM_NL__2PRFIN20080310_125334_000000392066_00396_31512_2105.N1	10-MAR-2008 12:53:34	Bright	39.000	51	41Gam1Leo	2.0100	4500.0	78	31512	No
177	GOM_NL__2PRFIN20080310_130143_000000462066_00396_31512_2106.N1	10-MAR-2008 13:01:43	Bright	45.500	174	52Psi UMa	3.0040	4400.0	91	31512	No
178	GOM_NL__2PRFIN20080310_130448_000000392066_00396_31512_2107.N1	10-MAR-2008 13:04:48	Bright	38.500	82	48Bet UMa	2.3650	10600.	77	31512	No
179	GOM_NL__2PRFIN20080310_130615_000000402066_00396_31512_2108.N1	10-MAR-2008 13:06:15	Bright	39.500	36	50Alp UMa	1.8000	6300.0	79	31512	No
180	GOM_NL__2PRFIN20080310_131326_000000372066_00396_31512_2109.N1	10-MAR-2008 13:13:26	Bright	36.500	60	7Bet UMi	2.0810	3950.0	73	31512	No
181	GOM_NL__2PRFIN20080310_132324_000000352066_00396_31512_2110.N1	10-MAR-2008 13:23:24	Bright	35.000	69	33Gam Dra	2.2310	3800.0	70	31512	No
182	GOM_NL__2PRFIN20080310_132607_000000382066_00396_31512_2111.N1	10-MAR-2008 13:26:07	Bright	37.500	19	50Alp Cyg	1.2460	10500.	75	31512	No
183	GOM_NL__2PRFIN20080310_132741_000000352066_00396_31512_2112.N1	10-MAR-2008 13:27:41	Bright	35.000	66	37Gam Cyg	2.2080	5900.0	70	31512	No
184	GOM_NL__2PRFIN20080310_133654_000000492066_00396_31512_2113.N1	10-MAR-2008 13:36:54	Twilight	48.500	168	17Zet Aql	2.9860	11000.	97	31512	No
185	GOM_NL__2PRFIN20080310_134706_000000472066_00396_31512_2114.N1	10-MAR-2008 13:47:06	Dark	47.000	155	41Pi Sgr	2.9000	6600.0	94	31512	No
186	GOM_NL__2PRFIN20080310_134904_000000432066_00396_31512_2115.N1	10-MAR-2008 13:49:04	Dark	42.500	57	34Sig Sgr	2.0660	26000.	85	31512	No
187	GOM_NL__2PRFIN20080310_135224_000000442066_00396_31512_2116.N1	10-MAR-2008 13:52:24	Dark	44.000	38	20Eps Sgr	1.8360	11000.	88	31512	No
188	GOM_NL__2PRFIN20080310_135547_000000502066_00396_31512_2117.N1	10-MAR-2008 13:55:47	Dark	49.500	25	35Lam Sco	1.6200	28000.	99	31512	No
189	GOM_NL__2PRFIN20080310_135741_000000432066_00397_31513_2107.N1	10-MAR-2008 13:57:41	Dark	42.500	147	Alp Ara	2.8770	26000.	85	31513	No
190	GOM_NL__2PRFIN20080310_140232_000000382066_00397_31513_2108.N1	10-MAR-2008 14:02:32	Dark	37.500	134	Bet TrA	2.8100	6600.0	75	31513	No
191	GOM_NL__2PRFIN20080310_140515_000000452066_00397_31513_2109.N1	10-MAR-2008 14:05:15	Dark	44.500	4	Alp1Cen	-0.010000	5800.0	89	31513	No
192	GOM_NL__2PRFIN20080310_140631_000000412066_00397_31513_2110.N1	10-MAR-2008 14:06:31	Dark	40.500	10	Bet Cen	0.61000	28000.	81	31513	No
193	GOM_NL__2PRFIN20080310_140853_000000392066_00397_31513_2111.N1	10-MAR-2008 14:08:53	Dark	39.000	20	Bet Cru	1.2530	30000.	78	31513	No
194	GOM_NL__2PRFIN20080310_141131_000000412066_00397_31513_2112.N1	10-MAR-2008 14:11:31	Straylight	41.000	64	Gam Cen	2.2000	10600.	82	31513	No
195	GOM_NL__2PRFIN20080310_141331_000000522066_00397_31513_2113.N1	10-MAR-2008 14:13:31	Straylight	52.000	123	lot Cen	2.7500	10200.	104	31513	No
196	GOM_NL__2PRFIN20080310_142027_000000562066_00397_31513_2114.N1	10-MAR-2008 14:20:27	Straylight	56.000	171	2Eps Crv	3.0010	4250.0	112	31513	No
197	GOM_NL__2PRFIN20080310_143149_000000392066_00397_31513_2115.N1	10-MAR-2008 14:31:49	Bright	39.000	22	32Alp Leo	1.3600	15200.	78	31513	No
198	GOM_NL__2PRFIN20080310_143410_000000552066_00397_31513_2116.N1	10-MAR-2008 14:34:10	Bright	55.000	51	41Gam1Leo	2.0100	4500.0	110	31513	No
199	GOM_NL__2PRFIN20080310_144219_000000602066_00397_31513_2117.N1	10-MAR-2008 14:42:19	Bright	60.000	174	52Psi UMa	3.0040	4400.0	120	31513	No
200	GOM_NL__2PRFIN20080310_144523_000000392066_00397_31513_2118.N1	10-MAR-2008 14:45:23	Bright	38.500	82	48Bet UMa	2.3650	10600.	77	31513	No
201	GOM_NL__2PRFIN20080310_144651_000000392066_00397_31513_2119.N1	10-MAR-2008 14:46:51	Bright	39.000	36	50Alp UMa	1.8000	6300.0	78	31513	No
202	GOM_NL__2PRFIN20080310_145401_000000412066_00397_31513_2120.N1	10-MAR-2008 14:54:01	Bright	41.000	60	7Bet UMi	2.0810	3950.0	82	31513	No
203	GOM_NL__2PRFIN20080310_150400_000000352066_00397_31513_2121.N1	10-MAR-2008 15:04:00	Bright	35.000	69	33Gam Dra	2.2310	3800.0	70	31513	No
204	GOM_NL__2PRFIN20080310_150643_000000352066_00397_31513_2122.N1	10-MAR-2008 15:06:43	Bright	34.500	19	50Alp Cyg	1.2460	10500.	69	31513	No
205	GOM_NL__2PRFIN20080310_150817_000000372066_00397_31513_2123.N1	10-MAR-2008 15:08:17	Bright	37.000	66	37Gam Cyg	2.2080	5900.0	74	31513	No
206	GOM_NL__2PRFIN20080310_151731_000000502066_00397_31513_2124.N1	10-MAR-2008 15:17:31	Twilight	49.500	168	17Zet Aql	2.9860	11000.	99	31513	No
207	GOM_NL__2PRFIN20080310_152743_000000442066_00397_31513_2125.N1	10-MAR-2008 15:27:43	Dark	43.500	155	41Pi Sgr	2.9000	6600.0	87	31513	No
208	GOM_NL__2PRFIN20080310_152940_000000432066_00397_31513_2126.N1	10-MAR-2008 15:29:40	Dark	42.500	57	34Sig Sgr	2.0660	26000.	85	31513	No
209	GOM_NL__2PRFIN20080310_153301_000000502066_00397_31513_2127.N1	10-MAR-2008 15:33:01	Dark	50.000	38	20Eps Sgr	1.8360	11000.	100	31513	No
210	GOM_NL__2PRFIN20080310_153624_000000482066_00397_31513_2128.N1	10-MAR-2008 15:36:24	Dark	47.500	25	35Lam Sco	1.6200	28000.	95	31513	No
211	GOM_NL__2PRFIN20080310_153817_000000412066_00398_31514_2135.N1	10-MAR-2008 15:38:17	Dark	40.500	147	Alp Ara	2.8770	26000.	81	31514	No
212	GOM_NL__2PRFIN20080310_154309_000000382066_00398_31514_2136.N1	10-MAR-2008 15:43:09	Dark	38.000	134	Bet TrA	2.8100	6600.0	76	31514	No
213	GOM_NL__2PRFIN20080310_154551_000000452066_00398_31514_2137.N1	10-MAR-2008 15:45:51	Dark	45.000	4	Alp1Cen	-0.010000	5800.0	90	31514	No
214	GOM_NL__2PRFIN20080310_154707_000000402066_00398_31514_2138.N1	10-MAR-2008 15:47:07	Dark	40.000	10	Bet Cen	0.61000	28000.	80	31514	No
215	GOM_NL__2PRFIN20080310_154930_000000472066_00398_31514_2139.N1	10-MAR-2008 15:49:30	Dark	46.500	20	Bet Cru	1.2530	30000.	93	31514	No
216	GOM_NL__2PRFIN20080310_155207_000000452066_00398_31514_2140.N1	10-MAR-2008 15:52:07	Straylight	44.500	64	Gam Cen	2.2000	10600.	89	31514	No
217	GOM_NL__2PRFIN20080310_155407_000000512066_00398_31514_2141.N1	10-MAR-2008 15:54:07	Straylight	51.000	123	lot Cen	2.7500	10200.	102	31514	No
218	GOM_NL__2PRFIN20080310_160103_000000532066_00398_31514_2142.N1	10-MAR-2008 16:01:03	Straylight	52.500	171	2Eps Crv	3.0010	4250.0	105	31514	No
219	GOM_NL__2PRFIN20080310_161225_000000382066_00398_31514_2143.N1	10-MAR-2008 16:12:25	Bright	38.000	22	32Alp Leo	1.3600	15200.	76	31514	No

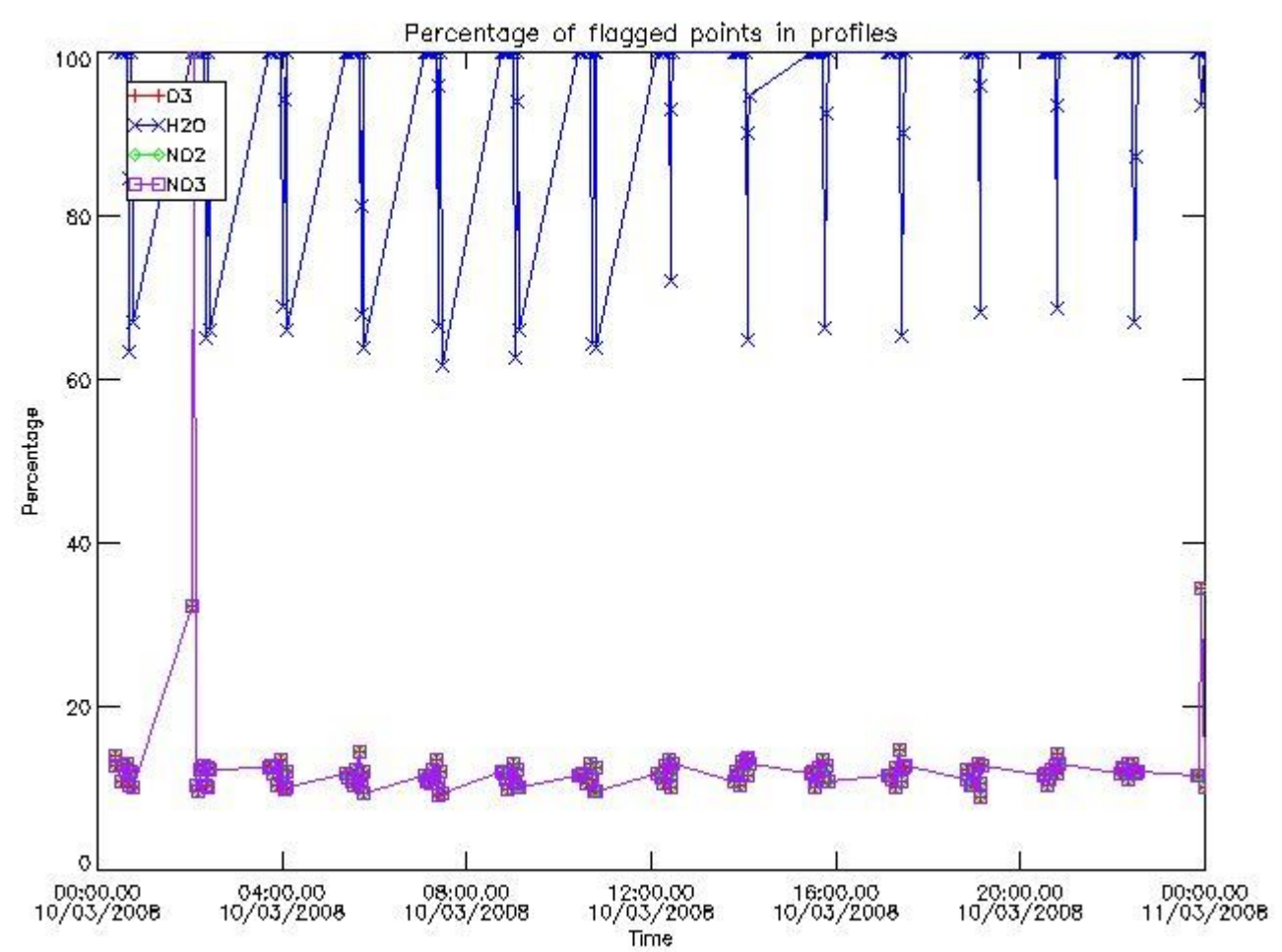
220	GOM_NL__2PRFIN20080310_161446_000000382066_00398_31514_2144.N1	10-MAR-2008 16:14:46	Bright	38.000	51	41Gam1Leo	2.0100	4500.0	76	31514	No
221	GOM_NL__2PRFIN20080310_162255_000000402066_00398_31514_2145.N1	10-MAR-2008 16:22:55	Bright	40.000	174	52Psi UMa	3.0040	4400.0	80	31514	No
222	GOM_NL__2PRFIN20080310_162559_000000382066_00398_31514_2146.N1	10-MAR-2008 16:25:59	Bright	37.500	82	48Bet UMa	2.3650	10600.	75	31514	No
223	GOM_NL__2PRFIN20080310_162726_000000402066_00398_31514_2147.N1	10-MAR-2008 16:27:26	Bright	39.500	36	50Alp UMa	1.8000	6300.0	79	31514	No
224	GOM_NL__2PRFIN20080310_163437_000000402066_00398_31514_2148.N1	10-MAR-2008 16:34:37	Bright	39.500	60	7Bet UMi	2.0810	3950.0	79	31514	No
225	GOM_NL__2PRFIN20080310_164436_000000302066_00398_31514_2149.N1	10-MAR-2008 16:44:36	Tw_i_and_stray	30.000	69	33Gam Dra	2.2310	3800.0	60	31514	No
226	GOM_NL__2PRFIN20080310_164719_000000372066_00398_31514_2150.N1	10-MAR-2008 16:47:19	Bright	36.500	19	50Alp Cyg	1.2460	10500.	73	31514	No
227	GOM_NL__2PRFIN20080310_164853_000000382066_00398_31514_2151.N1	10-MAR-2008 16:48:53	Bright	37.500	66	37Gam Cyg	2.2080	5900.0	75	31514	No
228	GOM_NL__2PRFIN20080310_165807_000000482066_00398_31514_2152.N1	10-MAR-2008 16:58:07	Tw_i_and_stray	48.000	168	17Zet Aql	2.9860	11000.	96	31514	No
229	GOM_NL__2PRFIN20080310_170819_000000442066_00398_31514_2153.N1	10-MAR-2008 17:08:19	Dark	44.000	155	41Pi Sgr	2.9000	6600.0	88	31514	No
230	GOM_NL__2PRFIN20080310_171017_000000452066_00398_31514_2154.N1	10-MAR-2008 17:10:17	Dark	44.500	57	34Sig Sgr	2.0660	26000.	89	31514	No
231	GOM_NL__2PRFIN20080310_171338_000000502066_00398_31514_2155.N1	10-MAR-2008 17:13:38	Dark	50.000	38	20Eps Sgr	1.8360	11000.	100	31514	No
232	GOM_NL__2PRFIN20080310_171701_000000512066_00398_31514_2156.N1	10-MAR-2008 17:17:01	Dark	50.500	25	35Lam Sco	1.6200	28000.	101	31514	No
233	GOM_NL__2PRFIN20080310_171854_000000412066_00399_31515_2147.N1	10-MAR-2008 17:18:54	Dark	41.000	147	Alp Ara	2.8770	26000.	82	31515	No
234	GOM_NL__2PRFIN20080310_172345_000000382066_00399_31515_2148.N1	10-MAR-2008 17:23:45	Dark	38.000	134	Bet TrA	2.8100	6600.0	76	31515	No
235	GOM_NL__2PRFIN20080310_172628_000000472066_00399_31515_2149.N1	10-MAR-2008 17:26:28	Dark	46.500	4	Alp1Cen	-0.010000	5800.0	93	31515	No
236	GOM_NL__2PRFIN20080310_172744_000000412066_00399_31515_2150.N1	10-MAR-2008 17:27:44	Dark	40.500	10	Bet Cen	0.61000	28000.	81	31515	No
237	GOM_NL__2PRFIN20080310_173006_000000442066_00399_31515_2151.N1	10-MAR-2008 17:30:06	Dark	43.500	20	Bet Cru	1.2530	30000.	87	31515	No
238	GOM_NL__2PRFIN20080310_173244_000000452066_00399_31515_2152.N1	10-MAR-2008 17:32:44	Straylight	44.500	64	Gam Cen	2.2000	10600.	89	31515	No
239	GOM_NL__2PRFIN20080310_173444_000000522066_00399_31515_2153.N1	10-MAR-2008 17:34:44	Straylight	52.000	123	lot Cen	2.7500	10200.	104	31515	No
240	GOM_NL__2PRFIN20080310_174139_000000532066_00399_31515_2154.N1	10-MAR-2008 17:41:39	Straylight	52.500	171	2Eps Crv	3.0010	4250.0	105	31515	No
241	GOM_NL__2PRFIN20080310_175301_000000392066_00399_31515_2155.N1	10-MAR-2008 17:53:01	Bright	38.500	22	32Alp Leo	1.3600	15200.	77	31515	No
242	GOM_NL__2PRFIN20080310_175522_000000392066_00399_31515_2156.N1	10-MAR-2008 17:55:22	Bright	39.000	51	41Gam1Leo	2.0100	4500.0	78	31515	No
243	GOM_NL__2PRFIN20080310_180330_000000422066_00399_31515_2157.N1	10-MAR-2008 18:03:30	Bright	42.000	174	52Psi UMa	3.0040	4400.0	84	31515	No
244	GOM_NL__2PRFIN20080310_180635_000000392066_00399_31515_2158.N1	10-MAR-2008 18:06:35	Bright	39.000	82	48Bet UMa	2.3650	10600.	78	31515	No
245	GOM_NL__2PRFIN20080310_180802_000000402066_00399_31515_2159.N1	10-MAR-2008 18:08:02	Bright	40.000	36	50Alp UMa	1.8000	6300.0	80	31515	No
246	GOM_NL__2PRFIN20080310_181513_000000412066_00399_31515_2160.N1	10-MAR-2008 18:15:13	Bright	41.000	60	7Bet UMi	2.0810	3950.0	82	31515	No
247	GOM_NL__2PRFIN20080310_182511_000000302066_00399_31515_2161.N1	10-MAR-2008 18:25:11	Tw_i_and_stray	30.000	69	33Gam Dra	2.2310	3800.0	60	31515	No
248	GOM_NL__2PRFIN20080310_182755_000000352066_00399_31515_2162.N1	10-MAR-2008 18:27:55	Bright	35.000	19	50Alp Cyg	1.2460	10500.	70	31515	No
249	GOM_NL__2PRFIN20080310_182929_000000382066_00399_31515_2163.N1	10-MAR-2008 18:29:29	Bright	37.500	66	37Gam Cyg	2.2080	5900.0	75	31515	No
250	GOM_NL__2PRFIN20080310_183844_000000482066_00399_31515_2164.N1	10-MAR-2008 18:38:44	Tw_i_and_stray	48.000	168	17Zet Aql	2.9860	11000.	96	31515	No
251	GOM_NL__2PRFIN20080310_184856_000000462066_00399_31515_2165.N1	10-MAR-2008 18:48:56	Dark	45.500	155	41Pi Sgr	2.9000	6600.0	91	31515	No
252	GOM_NL__2PRFIN20080310_185054_000000462066_00399_31515_2166.N1	10-MAR-2008 18:50:54	Dark	45.500	57	34Sig Sgr	2.0660	26000.	91	31515	No
253	GOM_NL__2PRFIN20080310_185415_000000502066_00399_31515_2167.N1	10-MAR-2008 18:54:15	Dark	49.500	38	20Eps Sgr	1.8360	11000.	99	31515	No
254	GOM_NL__2PRFIN20080310_185738_000000492066_00399_31515_2168.N1	10-MAR-2008 18:57:38	Dark	49.000	25	35Lam Sco	1.6200	28000.	98	31515	No
255	GOM_NL__2PRFIN20080310_185931_000000422066_00400_31516_2162.N1	10-MAR-2008 18:59:31	Dark	42.000	147	Alp Ara	2.8770	26000.	84	31516	No
256	GOM_NL__2PRFIN20080310_190422_000000392066_00400_31516_2163.N1	10-MAR-2008 19:04:22	Dark	39.000	134	Bet TrA	2.8100	6600.0	78	31516	No
257	GOM_NL__2PRFIN20080310_190704_000000572066_00400_31516_2164.N1	10-MAR-2008 19:07:04	Dark	57.000	4	Alp1Cen	-0.010000	5800.0	114	31516	No
258	GOM_NL__2PRFIN20080310_190820_000000482066_00400_31516_2165.N1	10-MAR-2008 19:08:20	Dark	48.000	10	Bet Cen	0.61000	28000.	96	31516	No
259	GOM_NL__2PRFIN20080310_191042_000000402066_00400_31516_2166.N1	10-MAR-2008 19:10:42	Dark	40.000	20	Bet Cru	1.2530	30000.	80	31516	No
260	GOM_NL__2PRFIN20080310_191320_000000402066_00400_31516_2167.N1	10-MAR-2008 19:13:20	Straylight	39.500	64	Gam Cen	2.2000	10600.	79	31516	No
261	GOM_NL__2PRFIN20080310_191521_000000492066_00400_31516_2168.N1	10-MAR-2008 19:15:21	Straylight	49.000	123	lot Cen	2.7500	10200.	98	31516	No
262	GOM_NL__2PRFIN20080310_192215_000000552066_00400_31516_2169.N1	10-MAR-2008 19:22:15	Straylight	55.000	171	2Eps Crv	3.0010	4250.0	110	31516	No
263	GOM_NL__2PRFIN20080310_193337_000000382066_00400_31516_2170.N1	10-MAR-2008 19:33:37	Bright	38.000	22	32Alp Leo	1.3600	15200.	76	31516	No
264	GOM_NL__2PRFIN20080310_193558_000000392066_00400_31516_2171.N1	10-MAR-2008 19:35:58	Bright	39.000	51	41Gam1Leo	2.0100	4500.0	78	31516	No
265	GOM_NL__2PRFIN20080310_194406_000000392066_00400_31516_2172.N1	10-MAR-2008 19:44:06	Bright	39.000	174	52Psi UMa	3.0040	4400.0	78	31516	No
266	GOM_NL__2PRFIN20080310_194710_000000392066_00400_31516_2173.N1	10-MAR-2008 19:47:10	Bright	39.000	82	48Bet UMa	2.3650	10600.	78	31516	No
267	GOM_NL__2PRFIN20080310_194837_000000402066_00400_31516_2174.N1	10-MAR-2008 19:48:37	Bright	39.500	36	50Alp UMa	1.8000	6300.0	79	31516	No
268	GOM_NL__2PRFIN20080310_195548_000000402066_00400_31516_2175.N1	10-MAR-2008 19:55:48	Bright	40.000	60	7Bet UMi	2.0810	3950.0	80	31516	No
269	GOM_NL__2PRFIN20080310_200831_000000372066_00400_31516_2176.N1	10-MAR-2008 20:08:31	Bright	36.500	19	50Alp Cyg	1.2460	10500.	73	31516	No
270	GOM_NL__2PRFIN20080310_201005_000000352066_00400_31516_2177.N1	10-MAR-2008 20:10:05	Bright	35.000	66	37Gam Cyg	2.2080	5900.0	70	31516	No
271	GOM_NL__2PRFIN20080310_201920_000000482066_00400_31516_2178.N1	10-MAR-2008 20:19:20	Tw_i_and_stray	47.500	168	17Zet Aql	2.9860	11000.	95	31516	No
272	GOM_NL__2PRFIN20080310_202932_000000452066_00400_31516_2179.N1	10-MAR-2008 20:29:32	Dark	44.500	155	41Pi Sgr	2.9000	6600.0	89	31516	No
273	GOM_NL__2PRFIN20080310_203130_000000432066_00400_31516_2180.N1	10-MAR-2008 20:31:30	Dark	43.000	57	34Sig Sgr	2.0660	26000.	86	31516	No
274	GOM_NL__2PRFIN20080310_203452_000000502066_00400_31516_2181.N1	10-MAR-2008 20:34:52	Dark	49.500	38	20Eps Sgr	1.8360	11000.	99	31516	No
275	GOM_NL__2PRFIN20080310_203815_000000512066_00400_31516_2182.N1	10-MAR-2008 20:38:15	Dark	51.000	25	35Lam Sco	1.6200	28000.	102	31516	No
276	GOM_NL__2PRFIN20080310_204008_000000422066_00401_31517_2175.N1	10-MAR-2008 20:40:08	Dark	41.500	147	Alp Ara	2.8770	26000.	83	31517	No
277	GOM_NL__2PRFIN20080310_204458_000000402066_00401_31517_2176.N1	10-MAR-2008 20:44:58	Dark	40.000	134	Bet TrA	2.8100	6600.0	80	31517	No
278	GOM_NL__2PRFIN20080310_204741_000000442066_00401_31517_2177.N1	10-MAR-2008 20:47:41	Dark	43.500	4	Alp1Cen	-0.010000	5800.0	87	31517	No

279	GOM_NL__2PRFIN20080310_204857_000000402066_00401_31517_2178.N1	10-MAR-2008 20:48:57	Dark	39.500	10	Bet Cen	0.61000	28000.	79	31517	No
280	GOM_NL__2PRFIN20080310_205119_000000402066_00401_31517_2179.N1	10-MAR-2008 20:51:19	Dark	39.500	20	Bet Cru	1.2530	30000.	79	31517	No
281	GOM_NL__2PRFIN20080310_205357_000000422066_00401_31517_2180.N1	10-MAR-2008 20:53:57	Straylight	42.000	64	Gam Cen	2.2000	10600.	84	31517	No
282	GOM_NL__2PRFIN20080310_205557_000000512066_00401_31517_2181.N1	10-MAR-2008 20:55:57	Straylight	51.000	123	lot Cen	2.7500	10200.	102	31517	No
283	GOM_NL__2PRFIN20080310_210252_000000522066_00401_31517_2182.N1	10-MAR-2008 21:02:52	Straylight	52.000	171	2Eps Crv	3.0010	4250.0	104	31517	No
284	GOM_NL__2PRFIN20080310_211413_000000382066_00401_31517_2183.N1	10-MAR-2008 21:14:13	Bright	37.500	22	32Alp Leo	1.3600	15200.	75	31517	No
285	GOM_NL__2PRFIN20080310_211634_000000392066_00401_31517_2184.N1	10-MAR-2008 21:16:34	Bright	38.500	51	41Gam1Leo	2.0100	4500.0	77	31517	No
286	GOM_NL__2PRFIN20080310_212441_000000402066_00401_31517_2185.N1	10-MAR-2008 21:24:41	Bright	40.000	174	52Psi UMa	3.0040	4400.0	80	31517	No
287	GOM_NL__2PRFIN20080310_212746_000000392066_00401_31517_2186.N1	10-MAR-2008 21:27:46	Bright	39.000	82	48Bet UMa	2.3650	10600.	78	31517	No
288	GOM_NL__2PRFIN20080310_212913_000000402066_00401_31517_2187.N1	10-MAR-2008 21:29:13	Bright	39.500	36	50Alp UMa	1.8000	6300.0	79	31517	No
289	GOM_NL__2PRFIN20080310_213624_000000412066_00401_31517_2188.N1	10-MAR-2008 21:36:24	Bright	40.500	60	7Bet UMi	2.0810	3950.0	81	31517	No
290	GOM_NL__2PRFIN20080310_214907_000000372066_00401_31517_2189.N1	10-MAR-2008 21:49:07	Bright	36.500	19	50Alp Cyg	1.2460	10500.	73	31517	No
291	GOM_NL__2PRFIN20080310_215041_000000372066_00401_31517_2190.N1	10-MAR-2008 21:50:41	Bright	37.000	66	37Gam Cyg	2.2080	5900.0	74	31517	No
292	GOM_NL__2PRFIN20080310_215956_000000502066_00401_31517_2191.N1	10-MAR-2008 21:59:56	Tw_i_and_stray	49.500	168	17Zet Aql	2.9860	11000.	99	31517	No
293	GOM_NL__2PRFIN20080310_221009_000000442066_00401_31517_2192.N1	10-MAR-2008 22:10:09	Dark	43.500	155	41Pi Sgr	2.9000	6600.0	87	31517	No
294	GOM_NL__2PRFIN20080310_221207_000000452066_00401_31517_2193.N1	10-MAR-2008 22:12:07	Dark	44.500	57	34Sig Sgr	2.0660	26000.	89	31517	No
295	GOM_NL__2PRFIN20080310_221528_000000462066_00401_31517_2194.N1	10-MAR-2008 22:15:28	Dark	45.500	38	20Eps Sgr	1.8360	11000.	91	31517	No
296	GOM_NL__2PRFIN20080310_221852_000000502066_00401_31517_2195.N1	10-MAR-2008 22:18:52	Dark	50.000	25	35Lam Sco	1.6200	28000.	100	31517	No
297	GOM_NL__2PRFIN20080310_222044_000000402066_00402_31518_2185.N1	10-MAR-2008 22:20:44	Dark	39.500	147	Alp Ara	2.8770	26000.	79	31518	No
298	GOM_NL__2PRFIN20080310_222535_000000402066_00402_31518_2186.N1	10-MAR-2008 22:25:35	Dark	39.500	134	Bet TrA	2.8100	6600.0	79	31518	No
299	GOM_NL__2PRFIN20080310_222817_000000432066_00402_31518_2187.N1	10-MAR-2008 22:28:17	Dark	43.000	4	Alp1Cen	-0.010000	5800.0	86	31518	No
300	GOM_NL__2PRFIN20080310_222933_000000442066_00402_31518_2188.N1	10-MAR-2008 22:29:33	Dark	43.500	10	Bet Cen	0.61000	28000.	87	31518	No
301	GOM_NL__2PRFIN20080310_223155_000000432066_00402_31518_2189.N1	10-MAR-2008 22:31:55	Dark	42.500	20	Bet Cru	1.2530	30000.	85	31518	No
302	GOM_NL__2PRFIN20080310_223433_000000412066_00402_31518_2190.N1	10-MAR-2008 22:34:33	Straylight	40.500	64	Gam Cen	2.2000	10600.	81	31518	No
303	GOM_NL__2PRFIN20080310_223634_000000482066_00402_31518_2191.N1	10-MAR-2008 22:36:34	Straylight	48.000	123	lot Cen	2.7500	10200.	96	31518	No
304	GOM_NL__2PRFIN20080310_224328_000000522066_00402_31518_2192.N1	10-MAR-2008 22:43:28	Straylight	52.000	171	2Eps Crv	3.0010	4250.0	104	31518	No
305	GOM_NL__2PRFIN20080310_225448_000000392066_00402_31518_2193.N1	10-MAR-2008 22:54:48	Bright	38.500	22	32Alp Leo	1.3600	15200.	77	31518	No
306	GOM_NL__2PRFIN20080310_225709_000000402066_00402_31518_2194.N1	10-MAR-2008 22:57:09	Bright	39.500	51	41Gam1Leo	2.0100	4500.0	79	31518	No
307	GOM_NL__2PRFIN20080310_230517_000000402066_00402_31518_2195.N1	10-MAR-2008 23:05:17	Bright	39.500	174	52Psi UMa	3.0040	4400.0	79	31518	No
308	GOM_NL__2PRFIN20080310_230821_000000382066_00402_31518_2196.N1	10-MAR-2008 23:08:21	Bright	38.000	82	48Bet UMa	2.3650	10600.	76	31518	No
309	GOM_NL__2PRFIN20080310_230949_000000392066_00402_31518_2197.N1	10-MAR-2008 23:09:49	Bright	38.500	36	50Alp UMa	1.8000	6300.0	77	31518	No
310	GOM_NL__2PRFIN20080310_231659_000000402066_00402_31518_2198.N1	10-MAR-2008 23:16:59	Bright	39.500	60	7Bet UMi	2.0810	3950.0	79	31518	No
311	GOM_NL__2PRFIN20080310_232943_000000372066_00402_31518_2199.N1	10-MAR-2008 23:29:43	Bright	36.500	19	50Alp Cyg	1.2460	10500.	73	31518	No
312	GOM_NL__2PRFIN20080310_233117_000000362066_00402_31518_2200.N1	10-MAR-2008 23:31:17	Bright	36.000	66	37Gam Cyg	2.2080	5900.0	72	31518	No
313	GOM_NL__2PRFIN20080310_234033_000000472066_00402_31518_2201.N1	10-MAR-2008 23:40:33	Tw_i_and_stray	46.500	168	17Zet Aql	2.9860	11000.	93	31518	No
314	GOM_NL__2PRFIN20080310_235046_000000452066_00402_31518_2202.N1	10-MAR-2008 23:50:46	Dark	44.500	155	41Pi Sgr	2.9000	6600.0	89	31518	No
315	GOM_NL__2PRFIN20080310_235244_000000452066_00402_31518_2203.N1	10-MAR-2008 23:52:44	Dark	44.500	57	34Sig Sgr	2.0660	26000.	89	31518	No
316	GOM_NL__2PRFIN20080310_235605_000000472066_00402_31518_2204.N1	10-MAR-2008 23:56:05	Dark	47.000	38	20Eps Sgr	1.8360	11000.	94	31518	No
317	GOM_NL__2PRFIN20080310_235929_000000502066_00402_31518_2205.N1	10-MAR-2008 23:59:29	Dark	50.000	25	35Lam Sco	1.6200	28000.	100	31518	No

3. Quality information per product

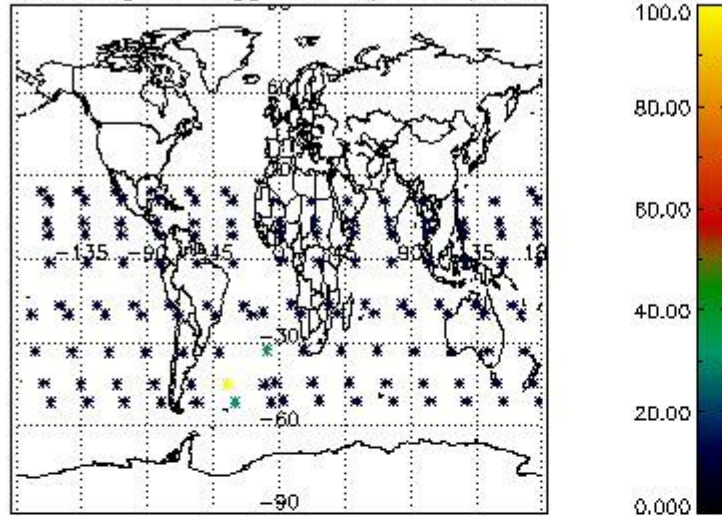
In this section it is plotted some information contained in the Quality Summary data set of the level 2 products. Only products in dark limb conditions and without errors (error flag in the MPH set to "0") are used.

3.1 Plot quality information per product (time dependant)

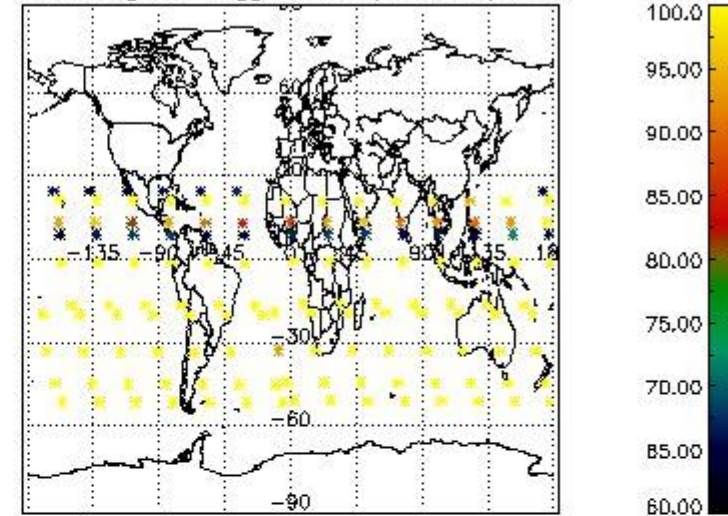


3.2 Plot quality information per product (world map)

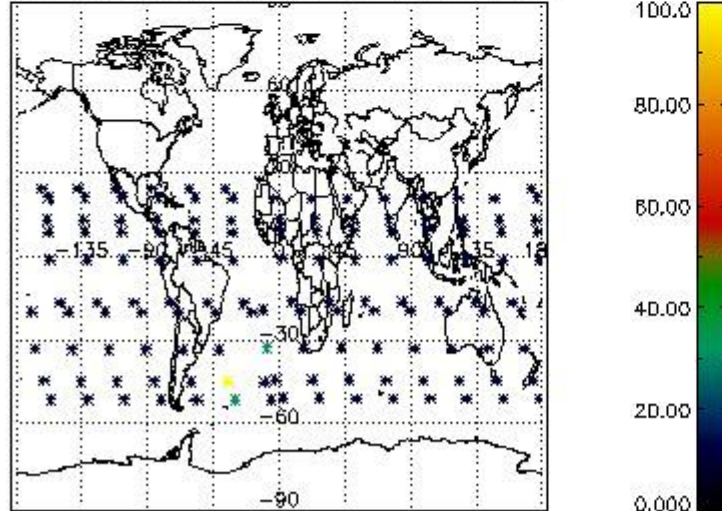
Percentage of flagged data per O3 profile



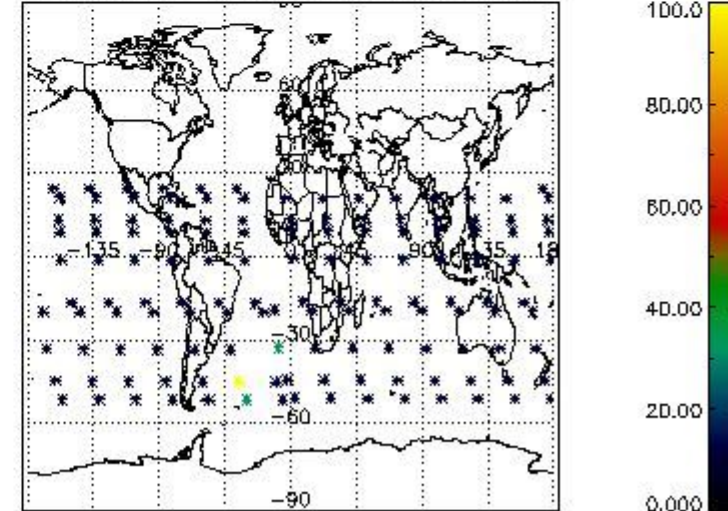
Percentage of flagged data per H2O profile



Percentage of flagged data per NO2 profile



Percentage of flagged data per NO3 profile

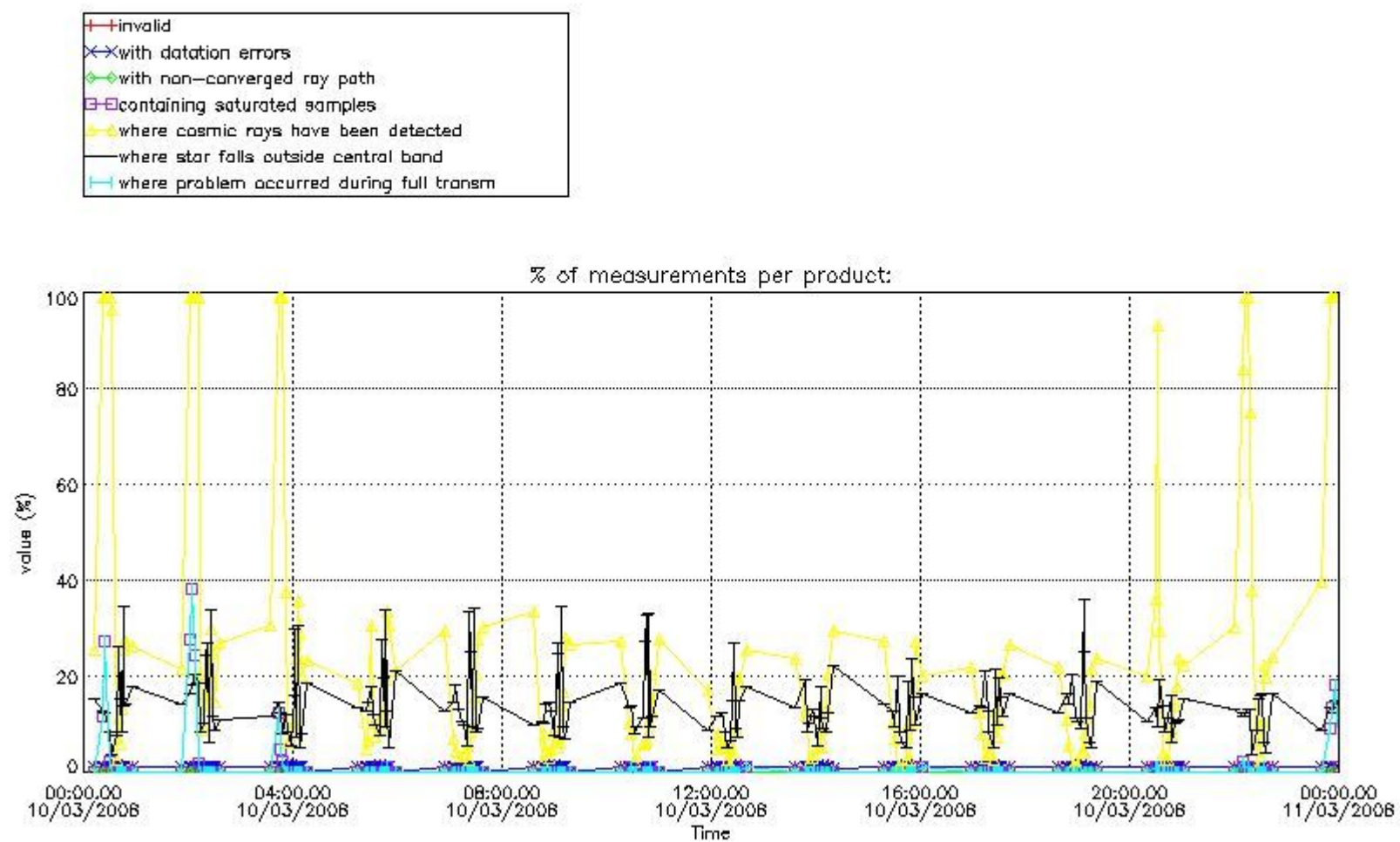


4. Level 1 quality information per product

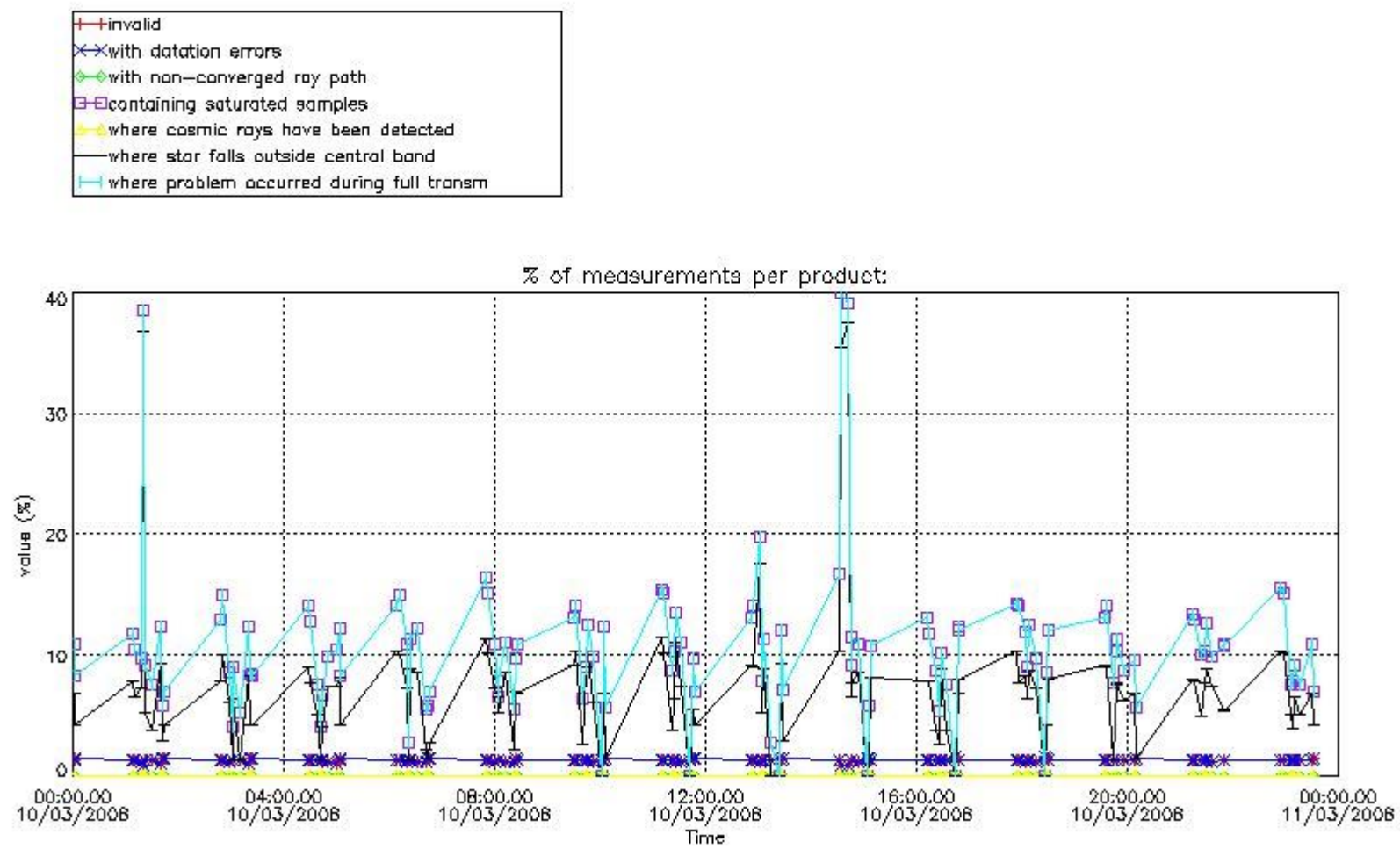
In this section it is plotted some information contained in the Quality Summary data set of the level 2 products that comes from the level 1b processing. Products without errors (error flag in the MPH set to "0") are used.

4.1 Plot quality information per product (time dependant) coming from level 1b processing

4.1.1 Plot level 1 quality information per product (time dependant): ENVISAT ASCENDING passes

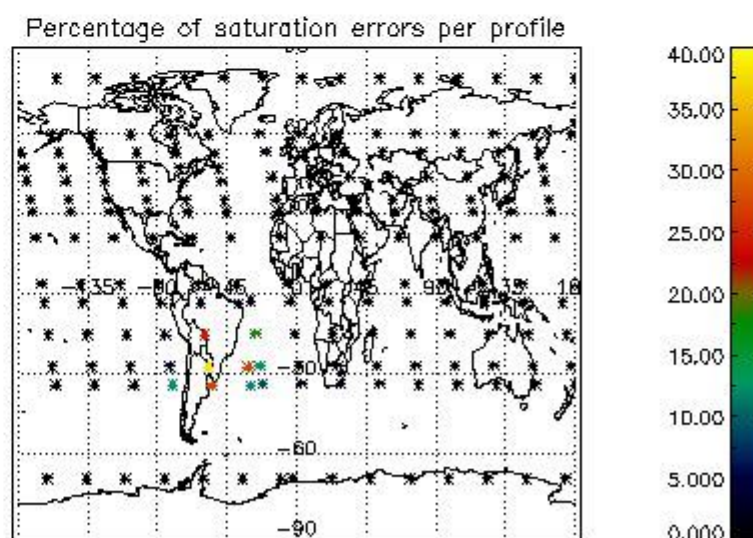
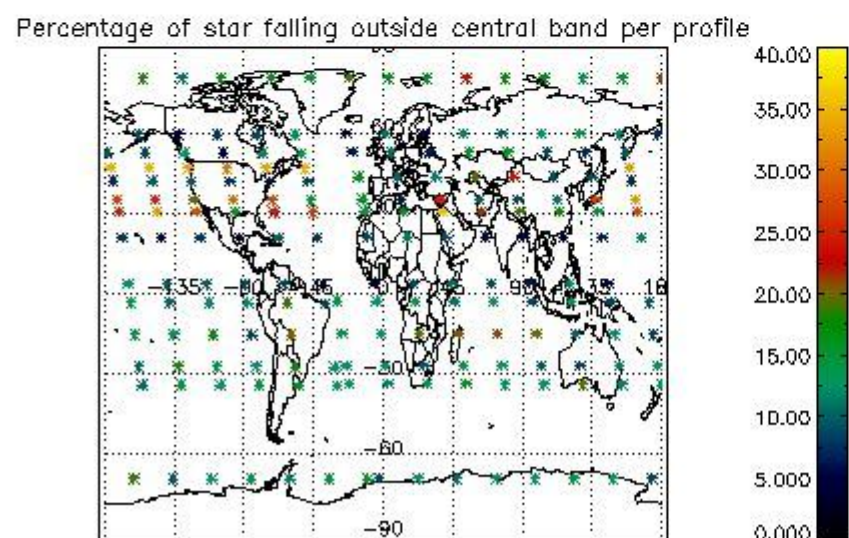
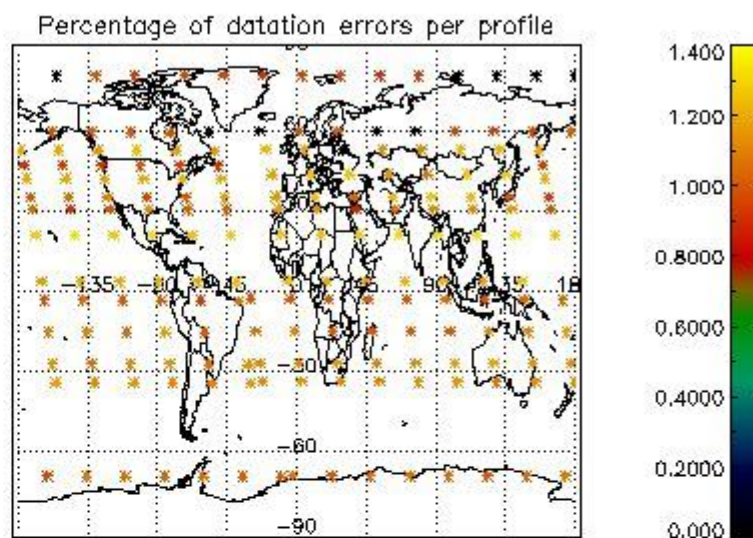
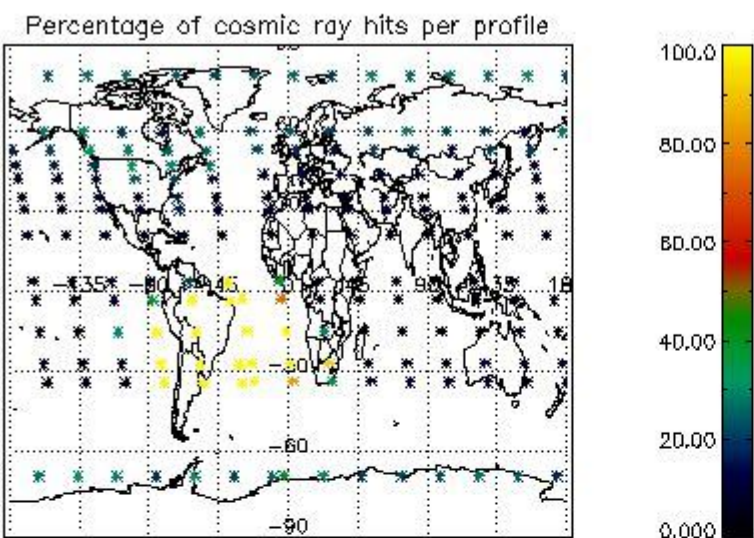


4.1.2 Plot level 1 quality information per product (time dependant): ENVI SAT DESCENDING passes



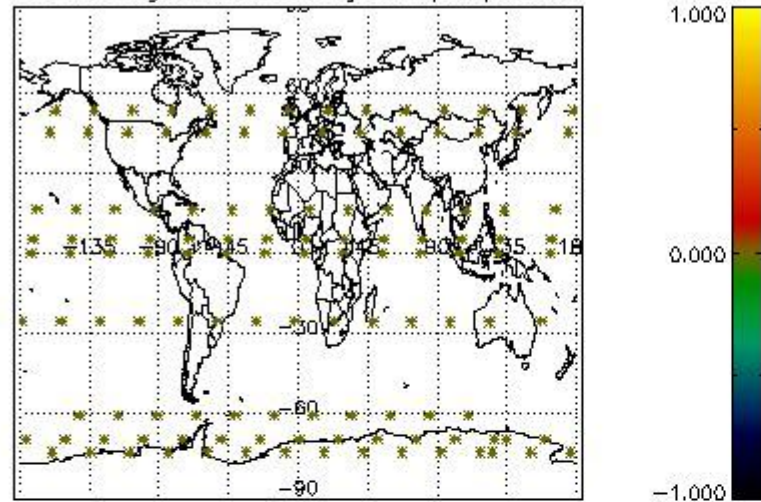
4.2 Plot quality information per product coming from level 1b processing (world map)

4.2.1 Plot level 1 quality information per product (world map): ENVISAT ASCENDING passes

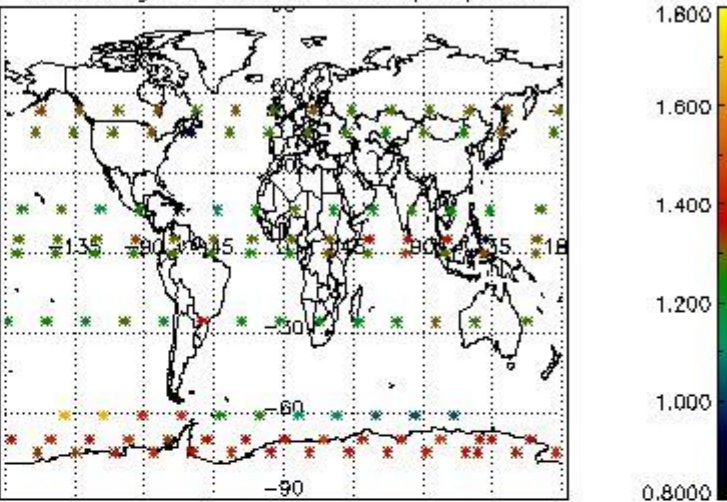


4.2.2 Plot level 1 quality information per product (world map): ENVISAT DESCENDING passes

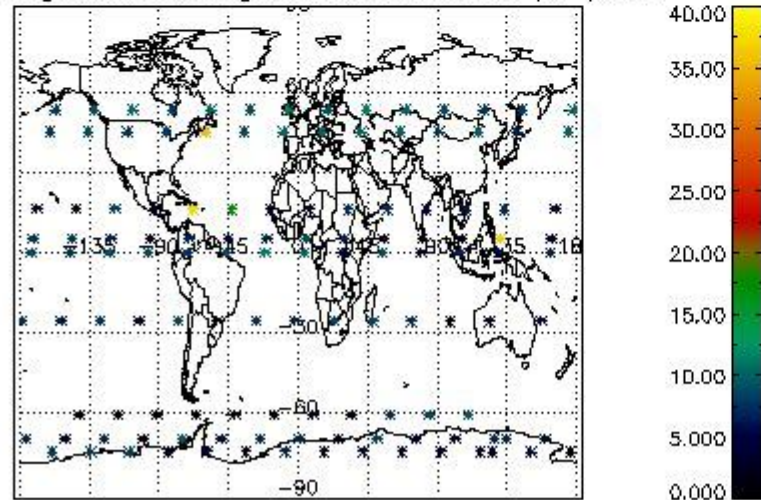
Percentage of cosmic ray hits per profile



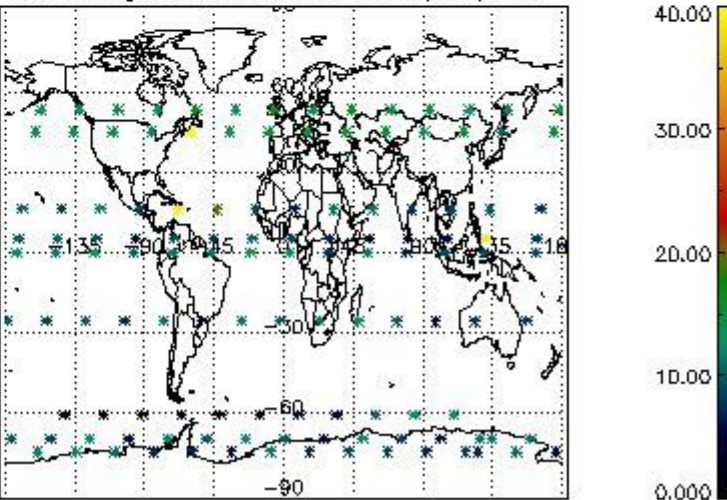
Percentage of datation errors per profile



Percentage of star falling outside central band per profile



Percentage of saturation errors per profile



5. Trace gas profiles

5.1 Ozone statistics based on quality of products

The final quality of the products can be "measured" using the STD (Standard Deviation) attached to every point profile. This information is written to the parameter GOM_NL__2P/NL_LOCAL_SPECIES_DENSITY/o3_std of the level 2 products. The table below shows the statistics for given STD ranges.

The statistics are given with respect to the overall valid production:

- Products without fatal errors: GOM_NL__2P/MPH/PRODUCT_ERR=0
- Valid point profile: GOM_NL__2P/NL_LOCAL_SPECIES_DENSITY/pcd(0)=0

The 'Criteria' is applied to valid points of dark limb products:

- Products in dark limb illumination condition: GOM_NL__2P/NL_SUMMARY_QUALITY/obs_ill_cond=0
- Products without fatal errors: GOM_NL__2P/MPH/PRODUCT_ERR=0
- Valid point profile: GOM_NL__2P/NL_LOCAL_SPECIES_DENSITY/pcd(0)=0

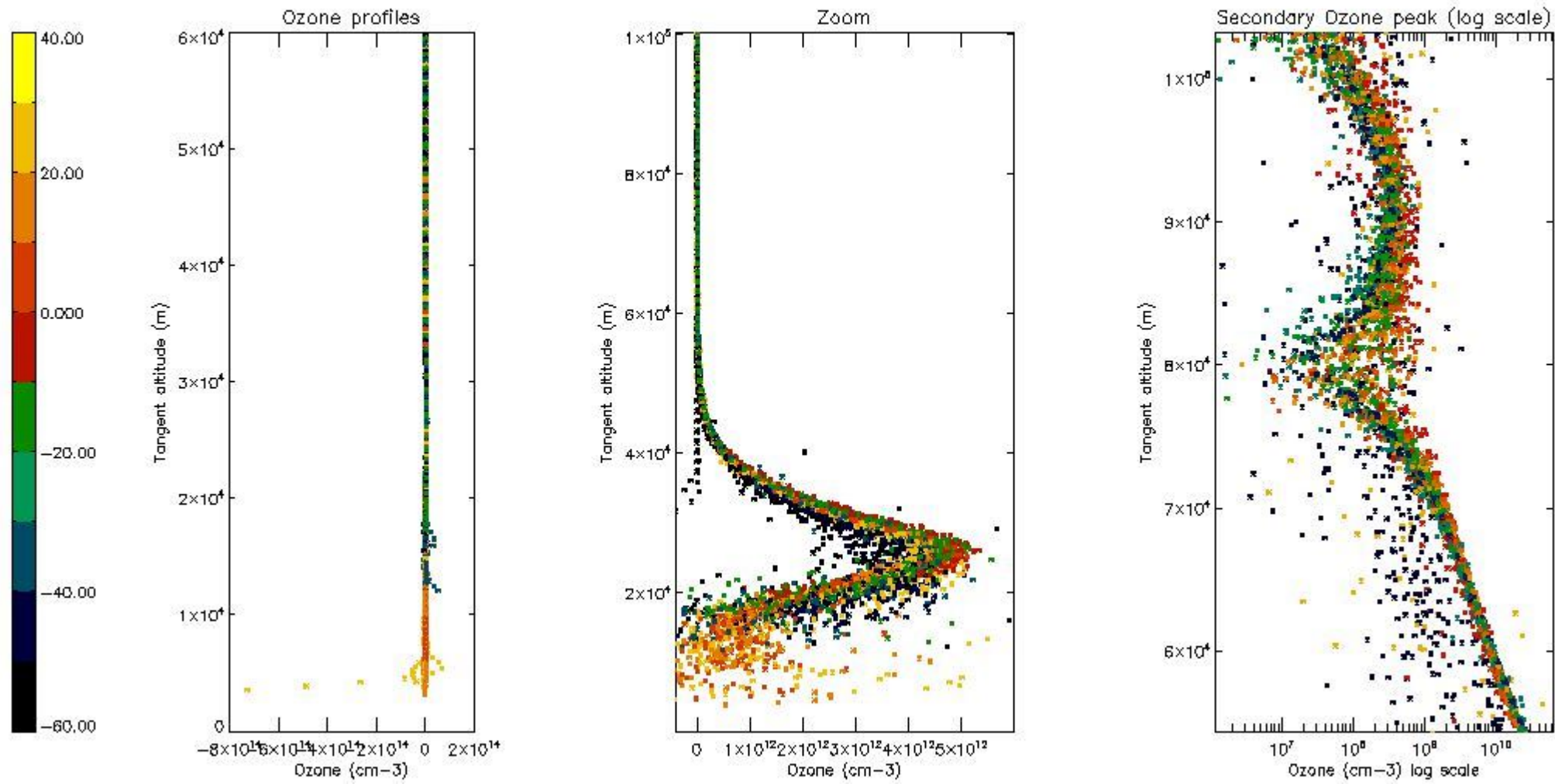
So, the table below shows the percentage of dark limb and valid observations for each criteria with respect to the overall valid daily observations.

Criteria	% of total production
All STD	45
STD < 20	27

STD < 10	21
STD < 5	16

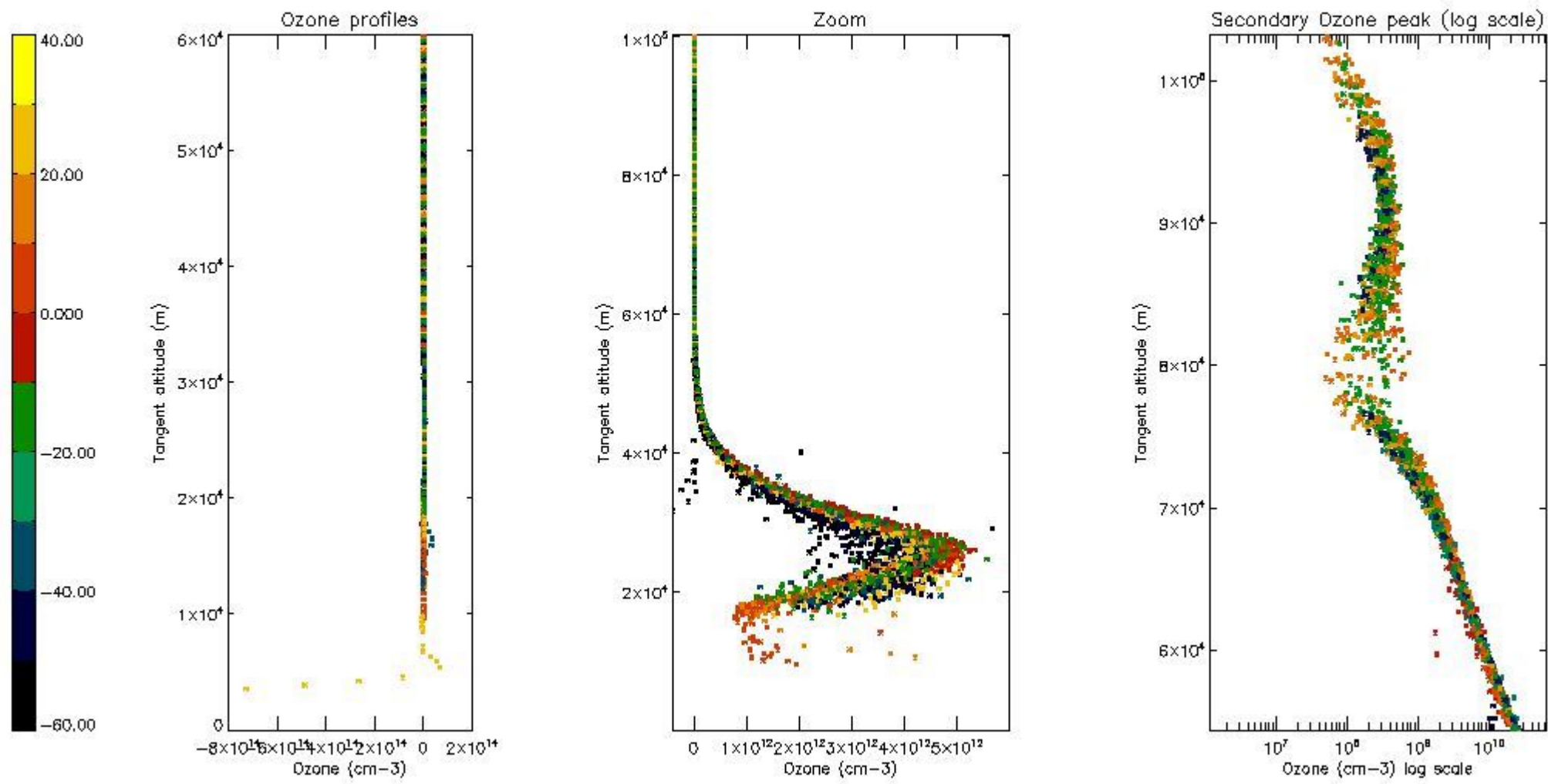
5.2 Plot ozone profiles for all STD (dark without errors)

The colorbar represents the latitude.



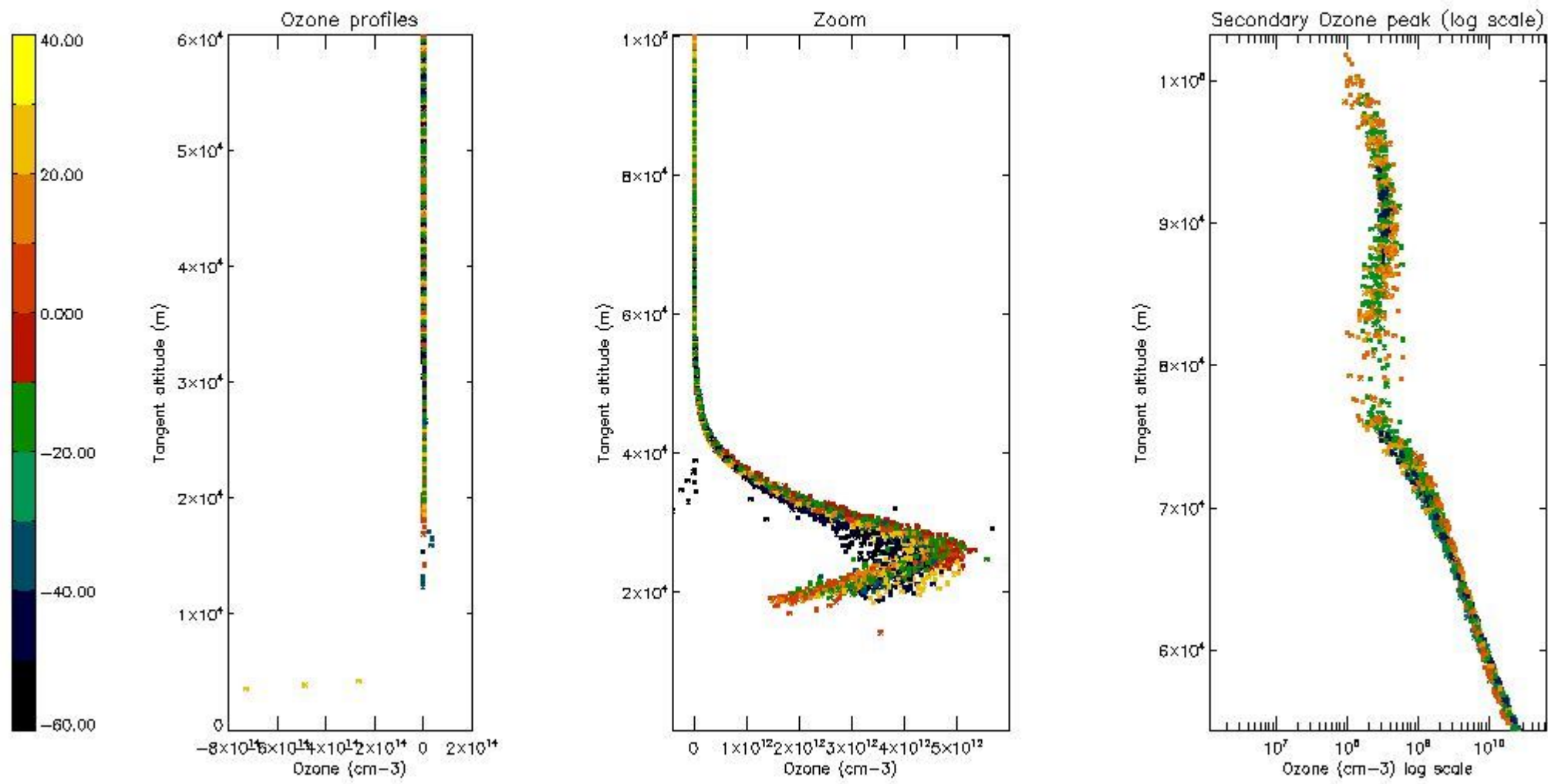
5.3 Plot ozone profiles where STD < 20% (dark without errors)

The colorbar represents the latitude.



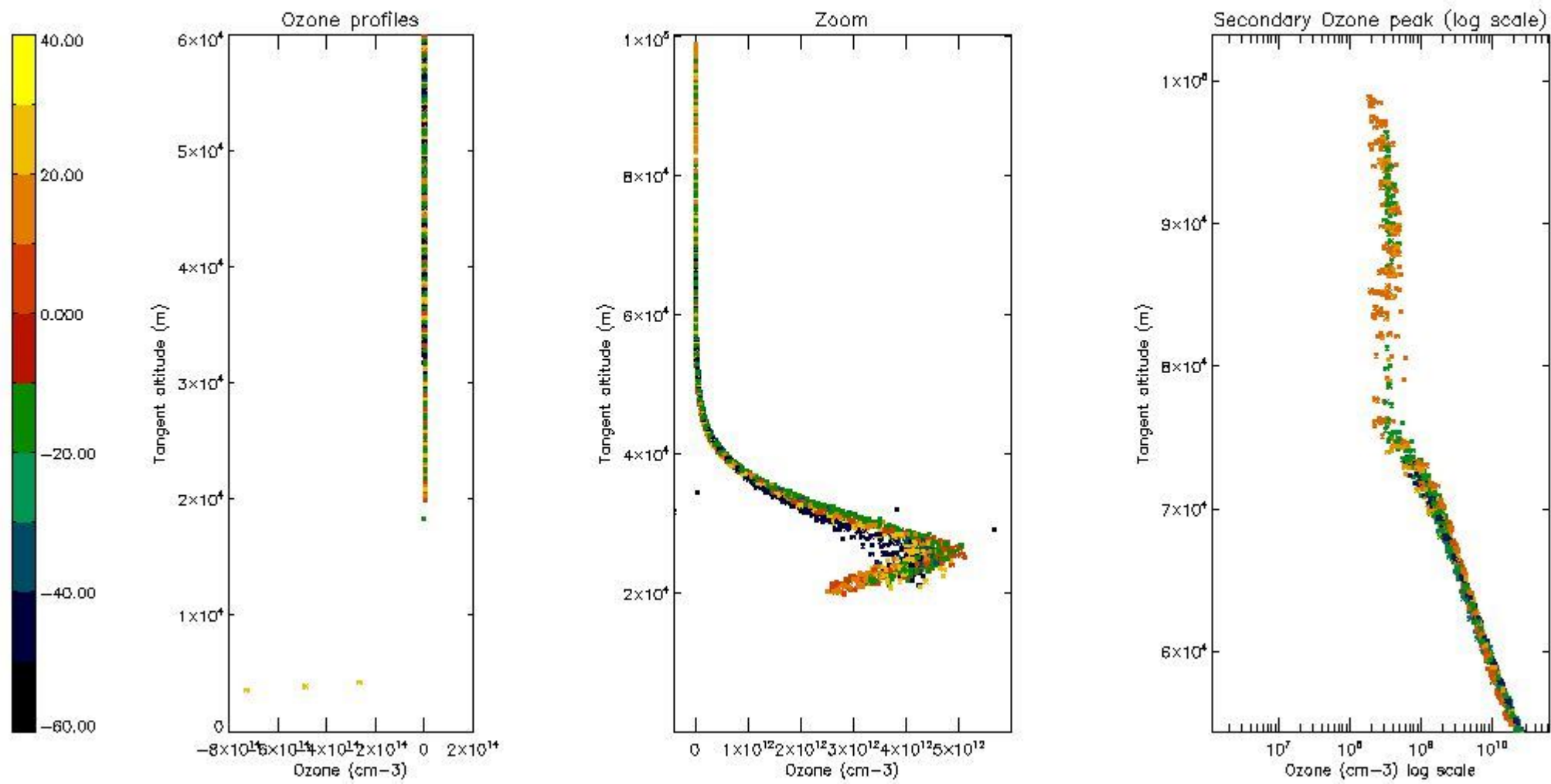
5.4 Plot ozone profiles where STD < 10% (dark without errors)

The colorbar represents the latitude.



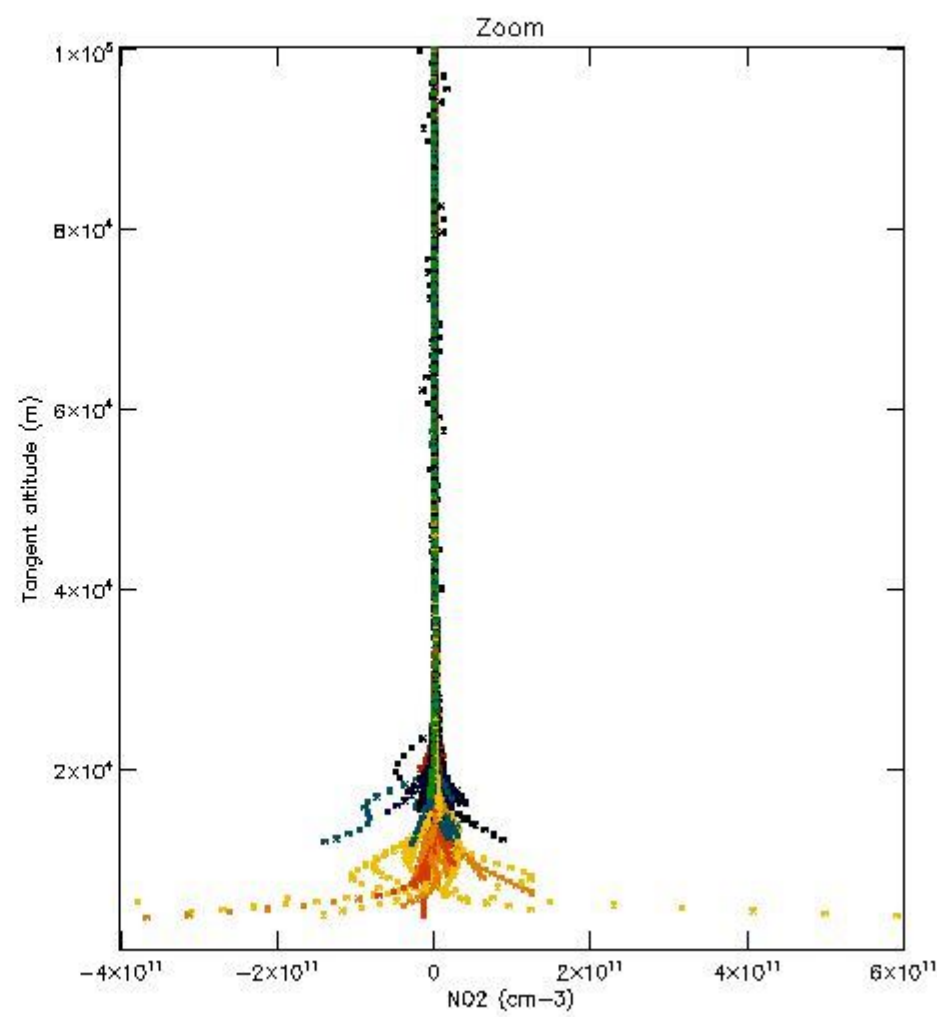
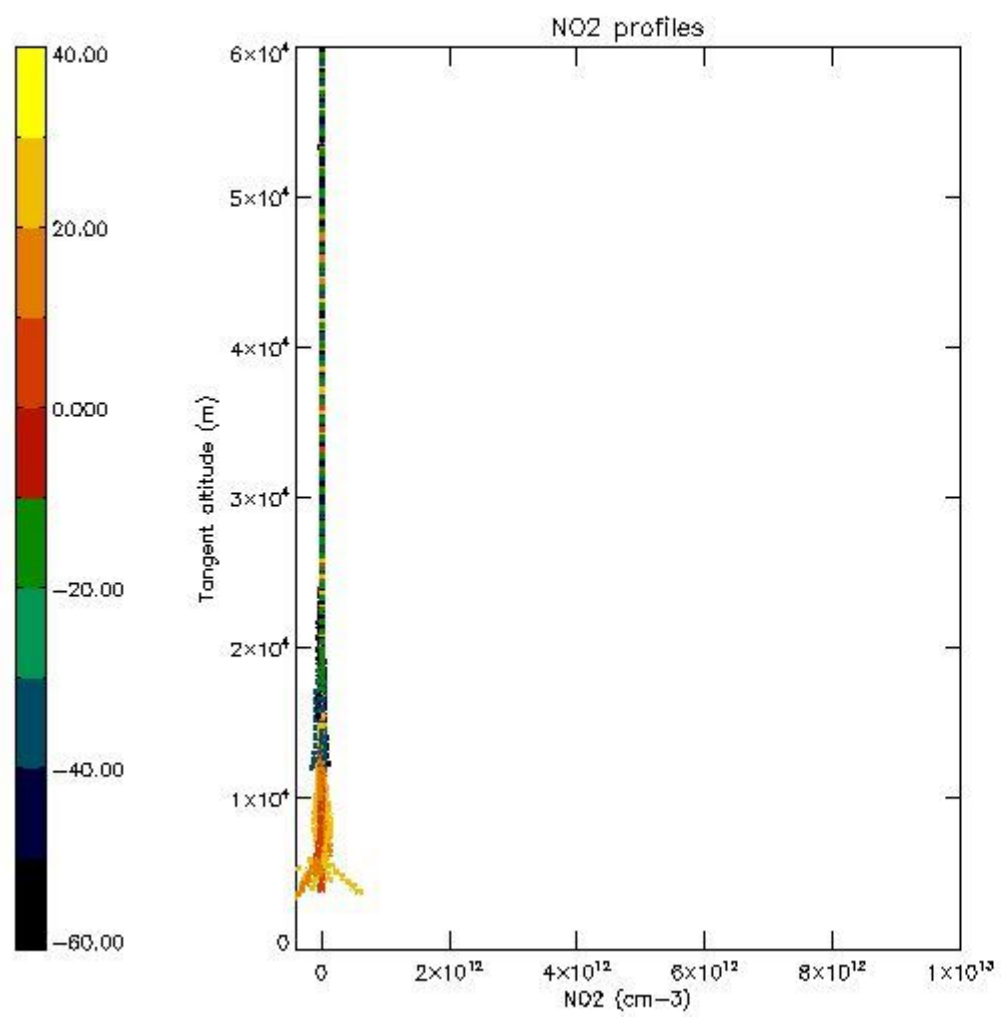
5.5 Plot ozone profiles where STD < 5% (dark without errors)

The colorbar represents the latitude.



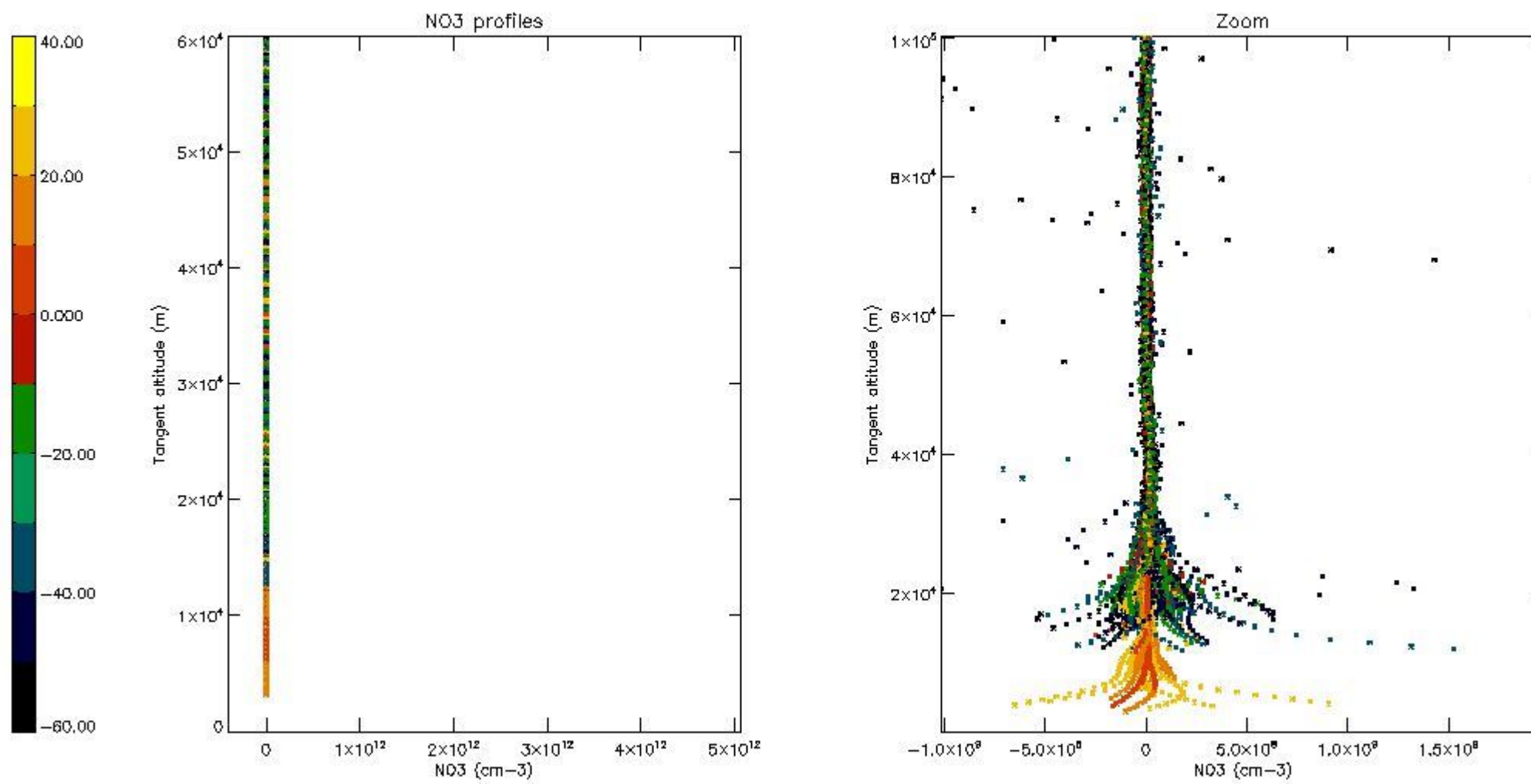
5.6 Plot NO₂ profiles for all STD (dark without errors)

The colorbar represents the latitude.



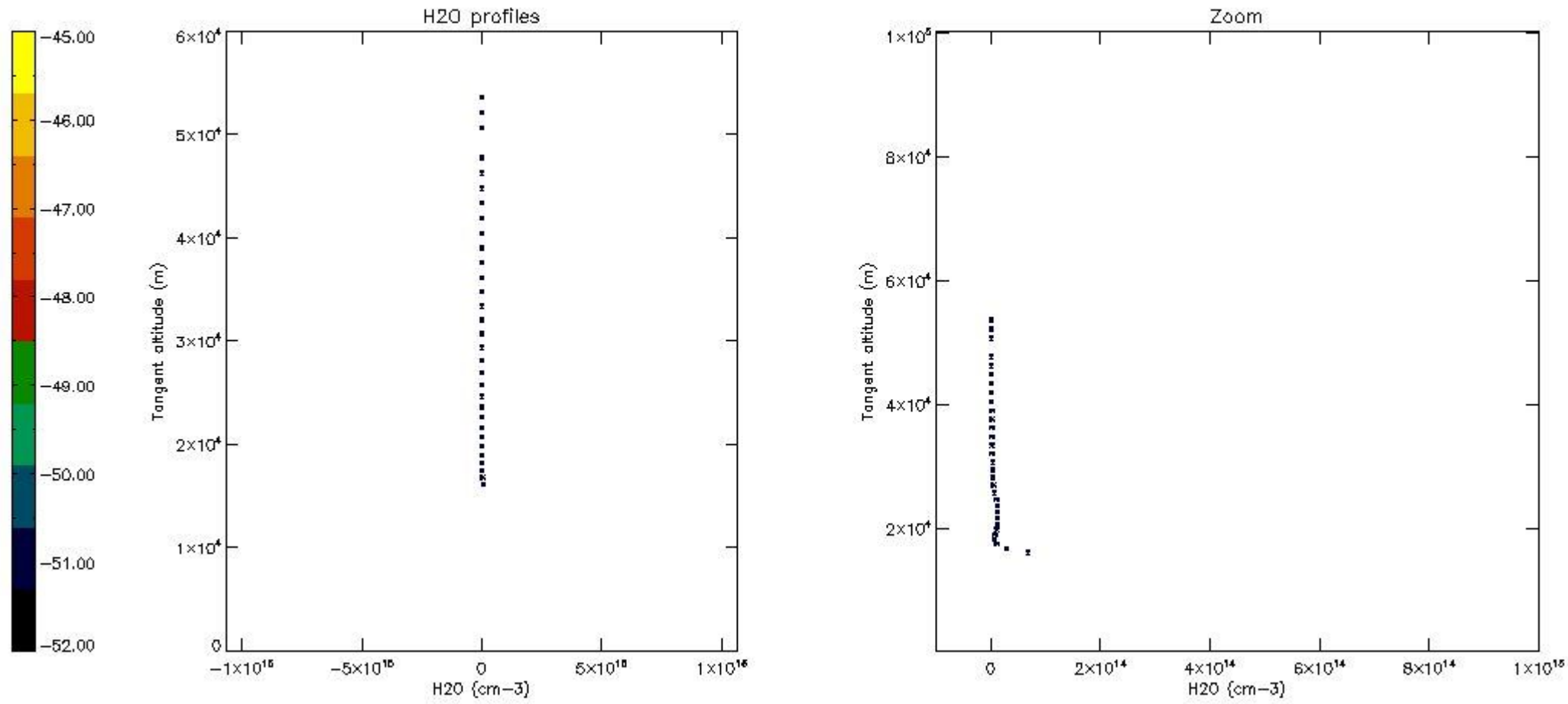
5.7 Plot NO3 profiles for all STD (dark without errors)

The colorbar represents the latitude.



5.8 Plot H2O profiles for all STD (only for occultations of stars 1,2,3,4,13,14,16,26,63 dark without errors)

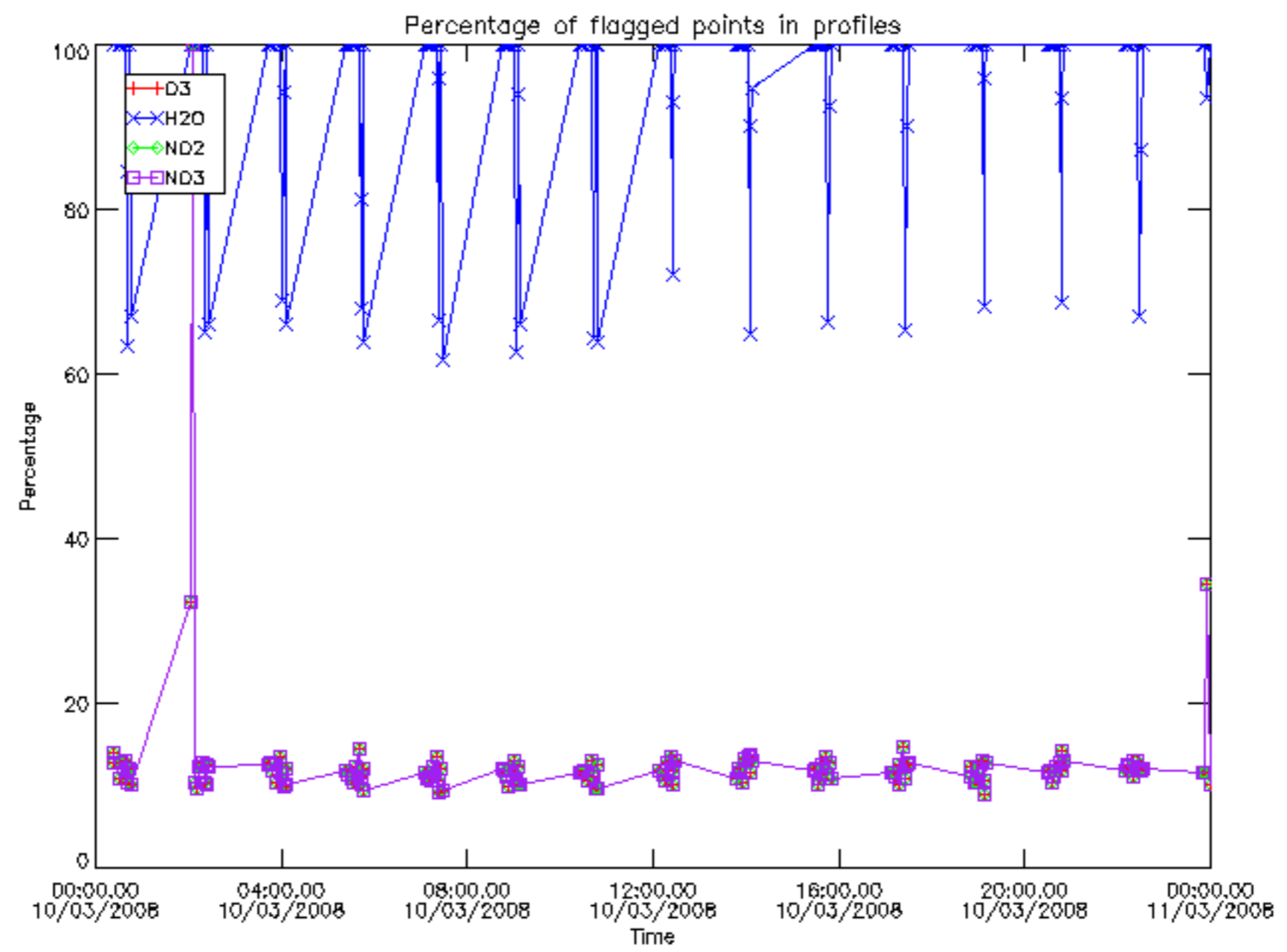
The colorbar represents the latitude.



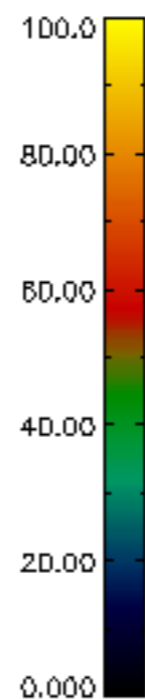
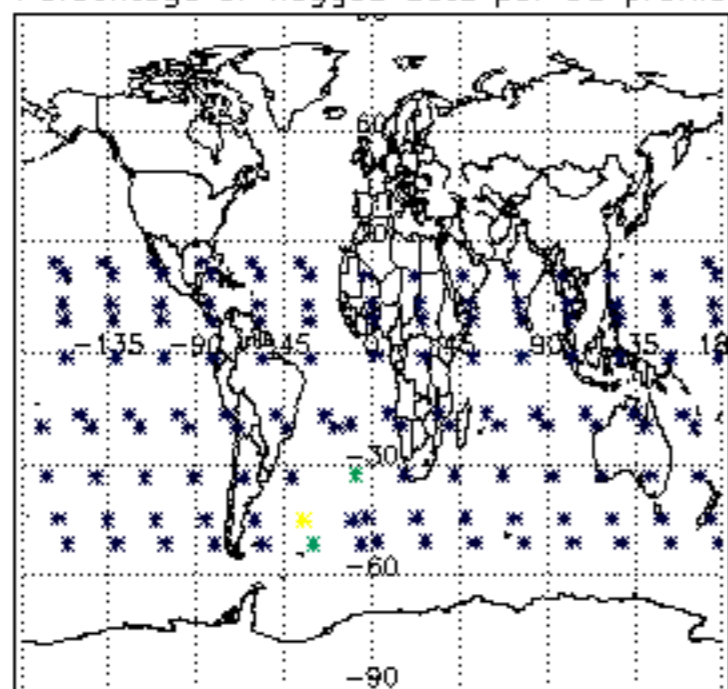
6. Auxiliary Data Files used for the production reported in section 2

The number reported in the third column indicates since which file (see list in section 2) the corresponding auxiliary file has been used. The fourth column is the date of those product files.

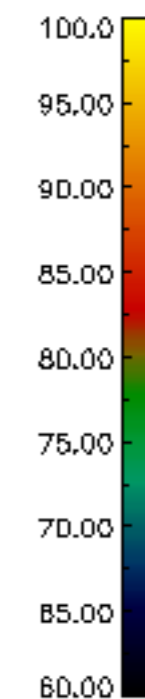
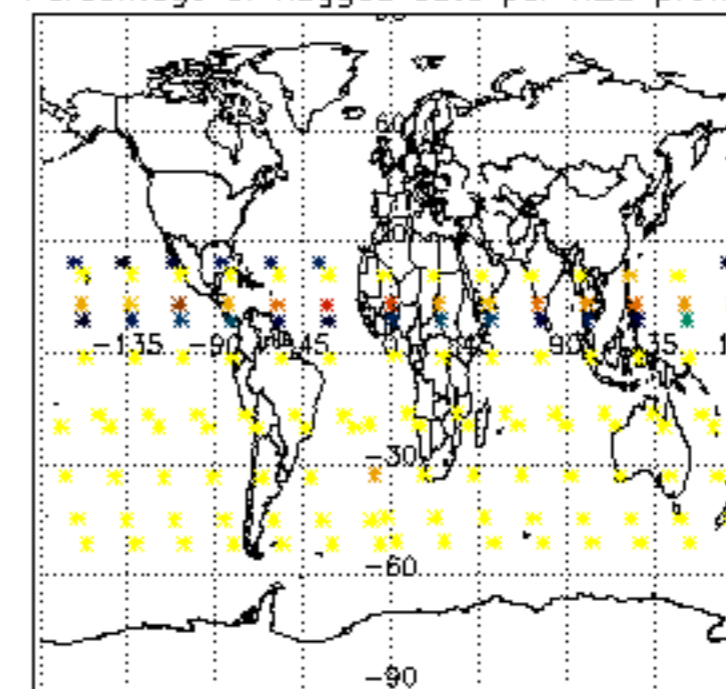
Type	Auxiliary Filename	Used since product	Used since product date
INST_PHYS_CHARACTERISTICS	GOM_INS_AXVIEC20091111_143220_20030716_120000_20500101_000000	1	10-MAR-2008 00:01:19
LEVEL-2_PROC_CONFIG	GOM_PR2_AXVIEC20091111_152718_20020301_000000_20500101_000000	1	10-MAR-2008 00:01:19
CROSS_SECTIONS_FILE	GOM_CRS_AXVIEC20091111_154832_20020301_000000_20500101_000000	1	10-MAR-2008 00:01:19



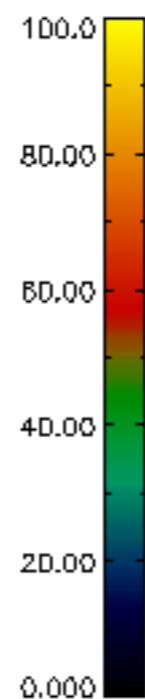
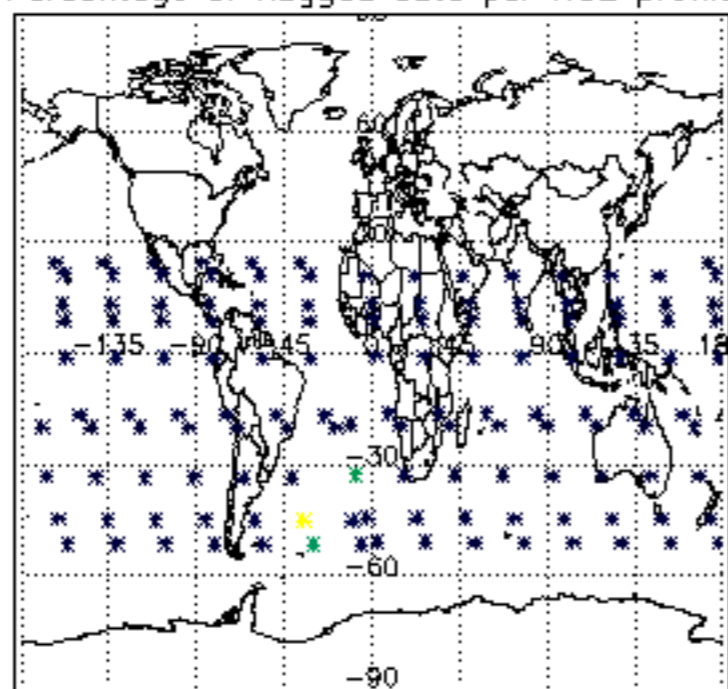
Percentage of flagged data per D3 profile



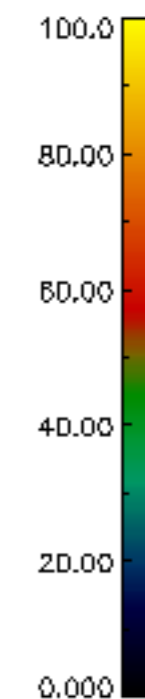
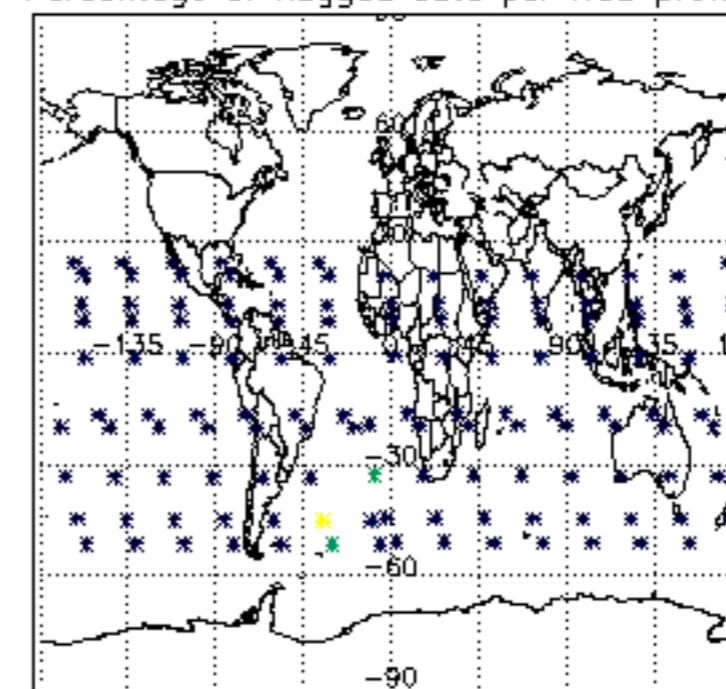
Percentage of flagged data per H2O profile

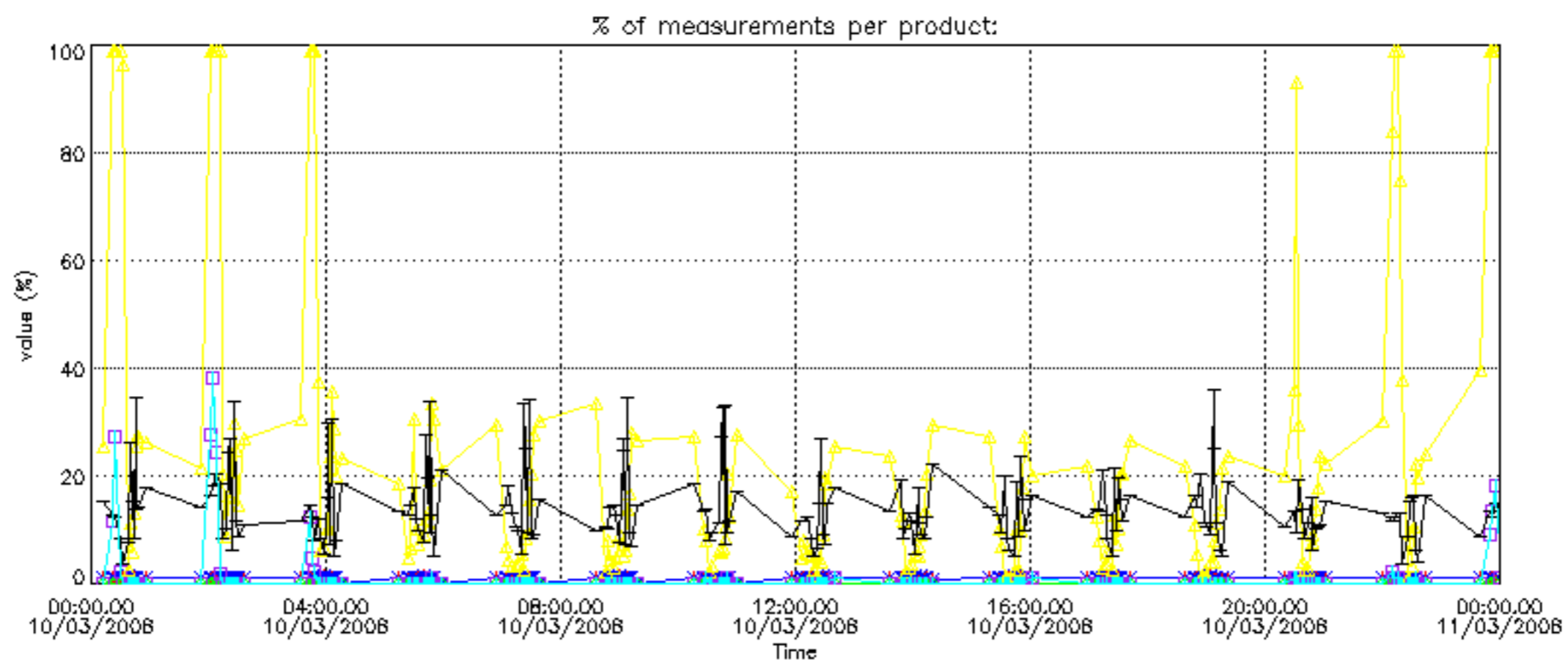


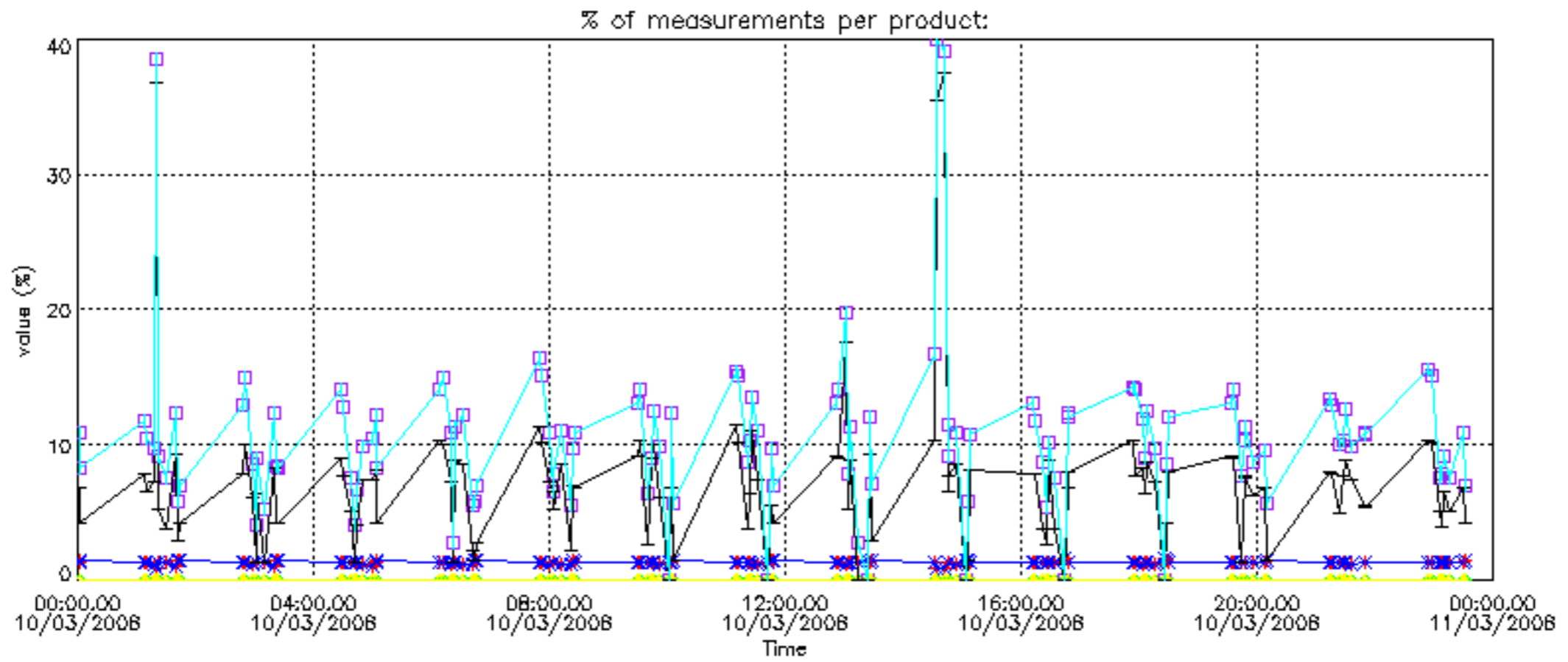
Percentage of flagged data per NO2 profile



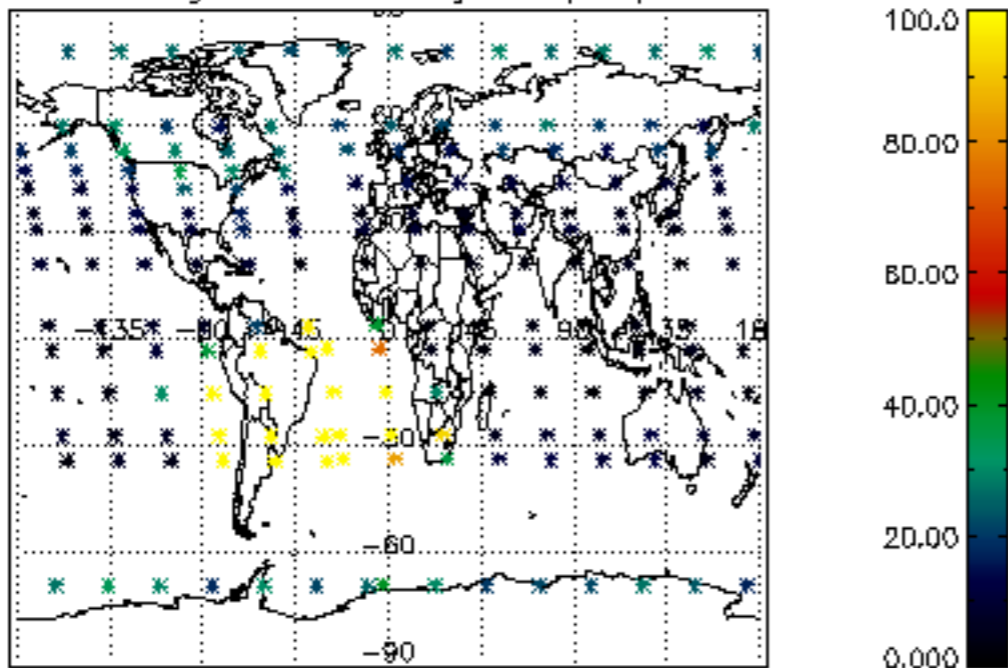
Percentage of flagged data per NO3 profile



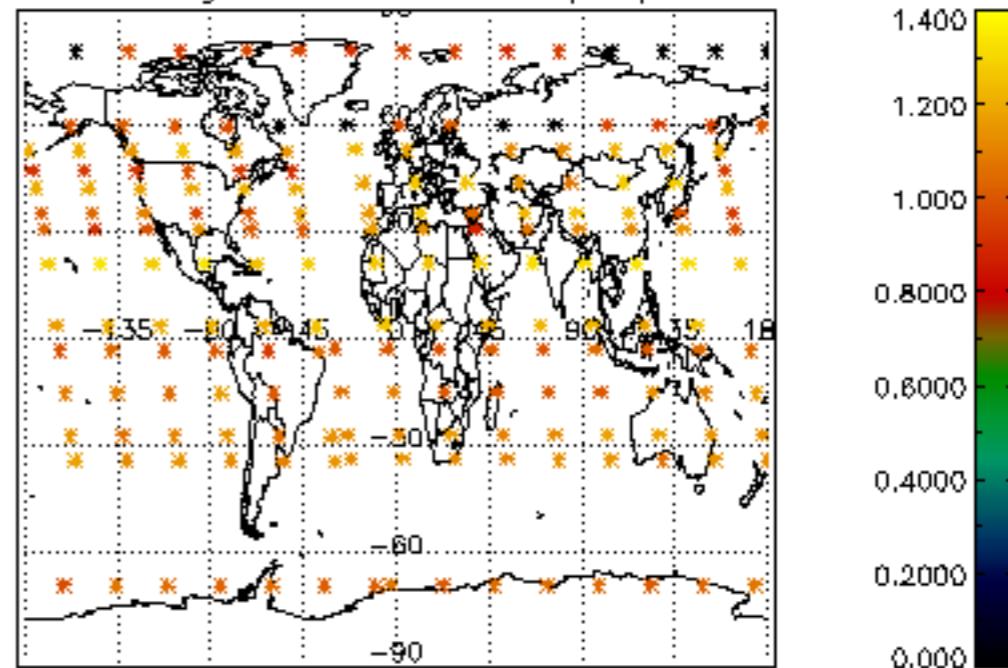




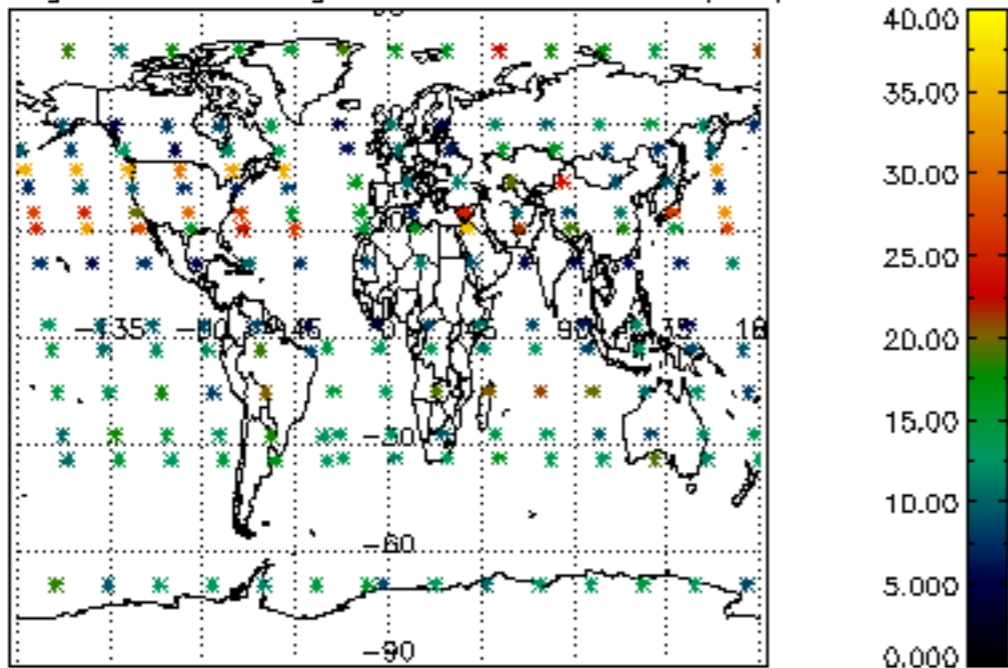
Percentage of cosmic ray hits per profile



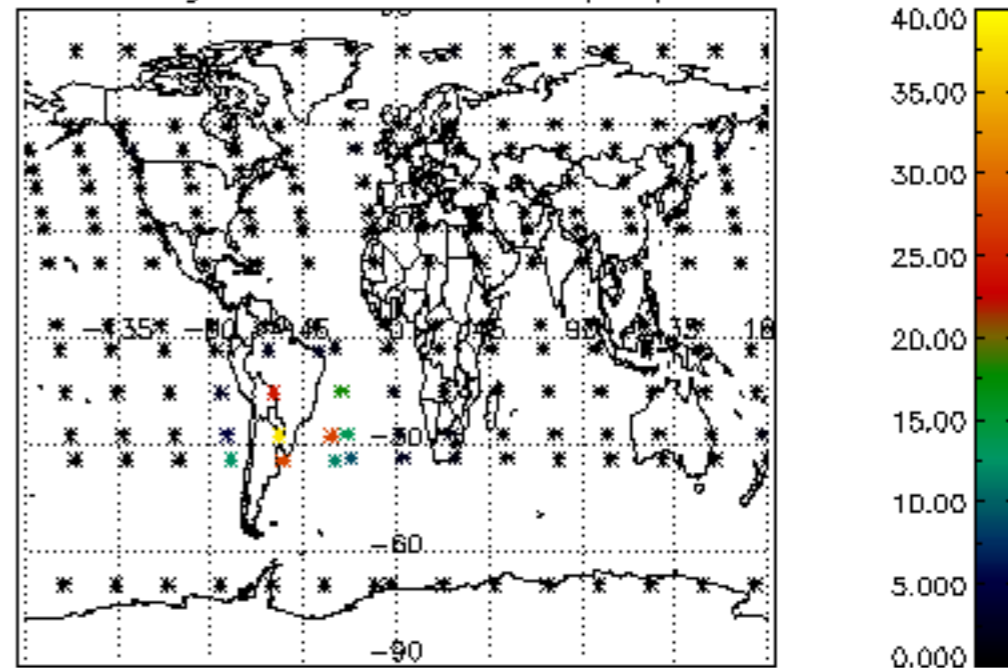
Percentage of datation errors per profile



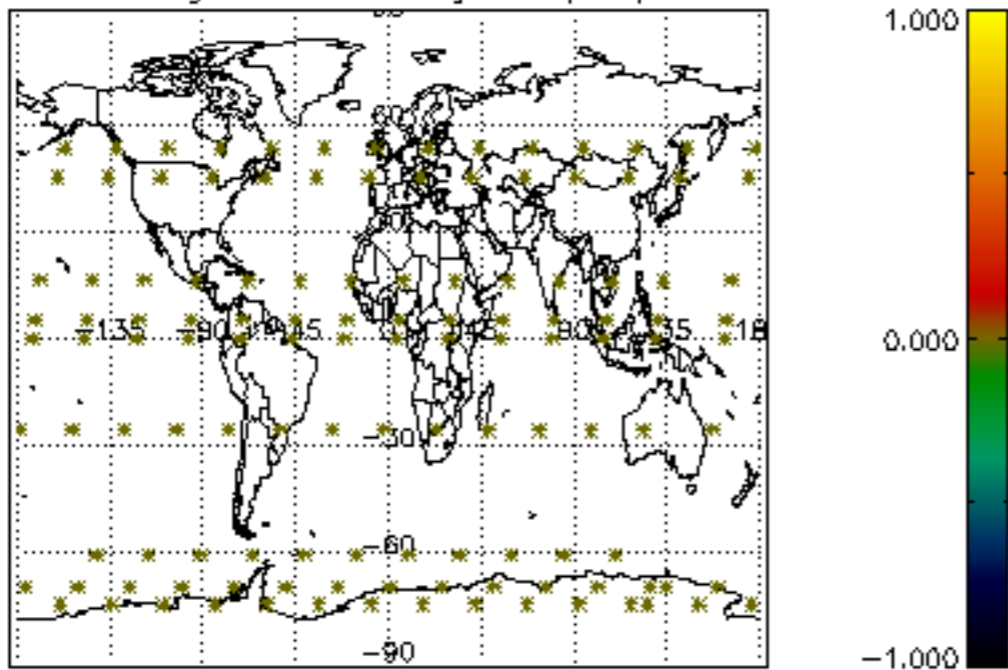
Percentage of star falling outside central band per profile



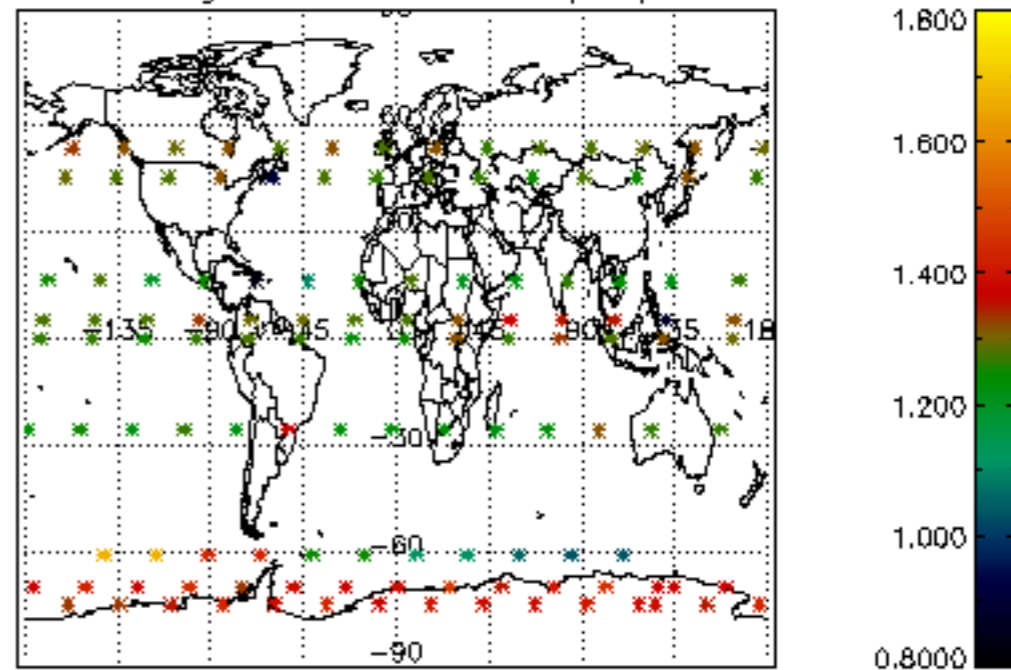
Percentage of saturation errors per profile



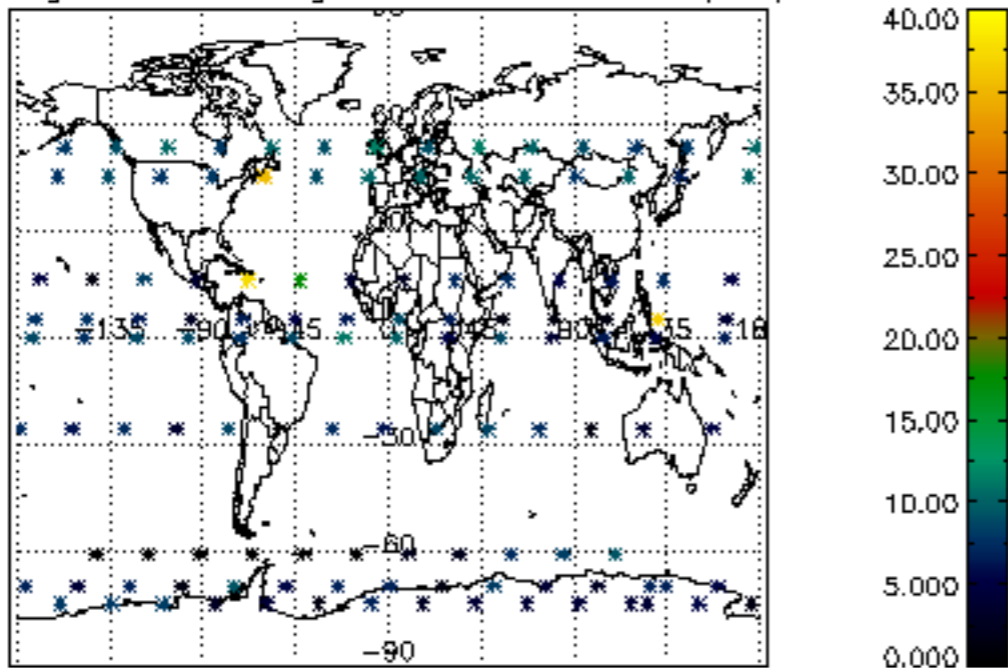
Percentage of cosmic ray hits per profile



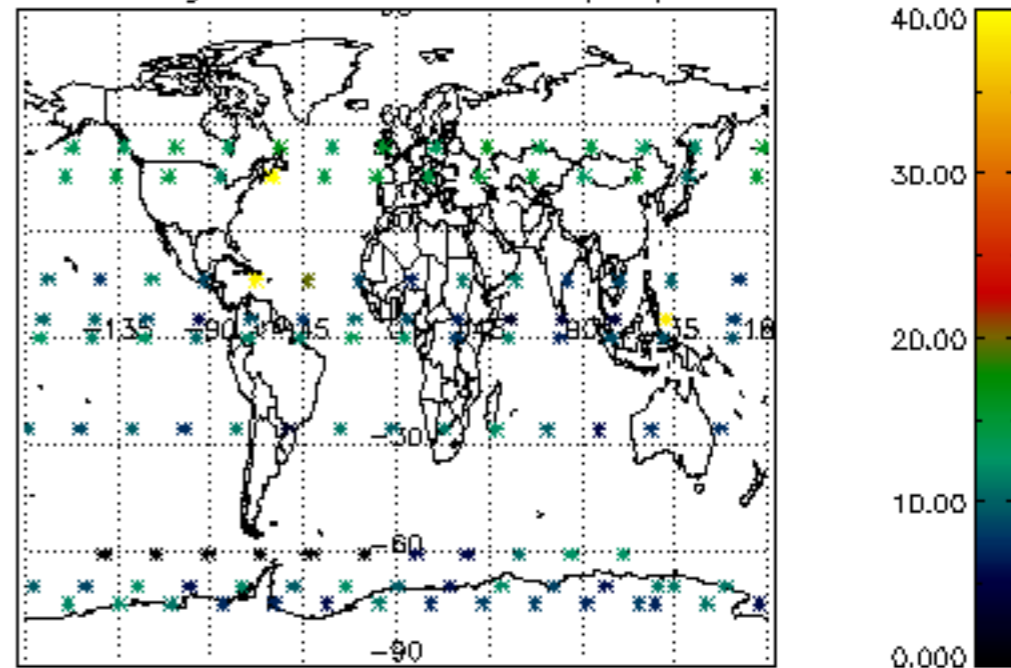
Percentage of datation errors per profile

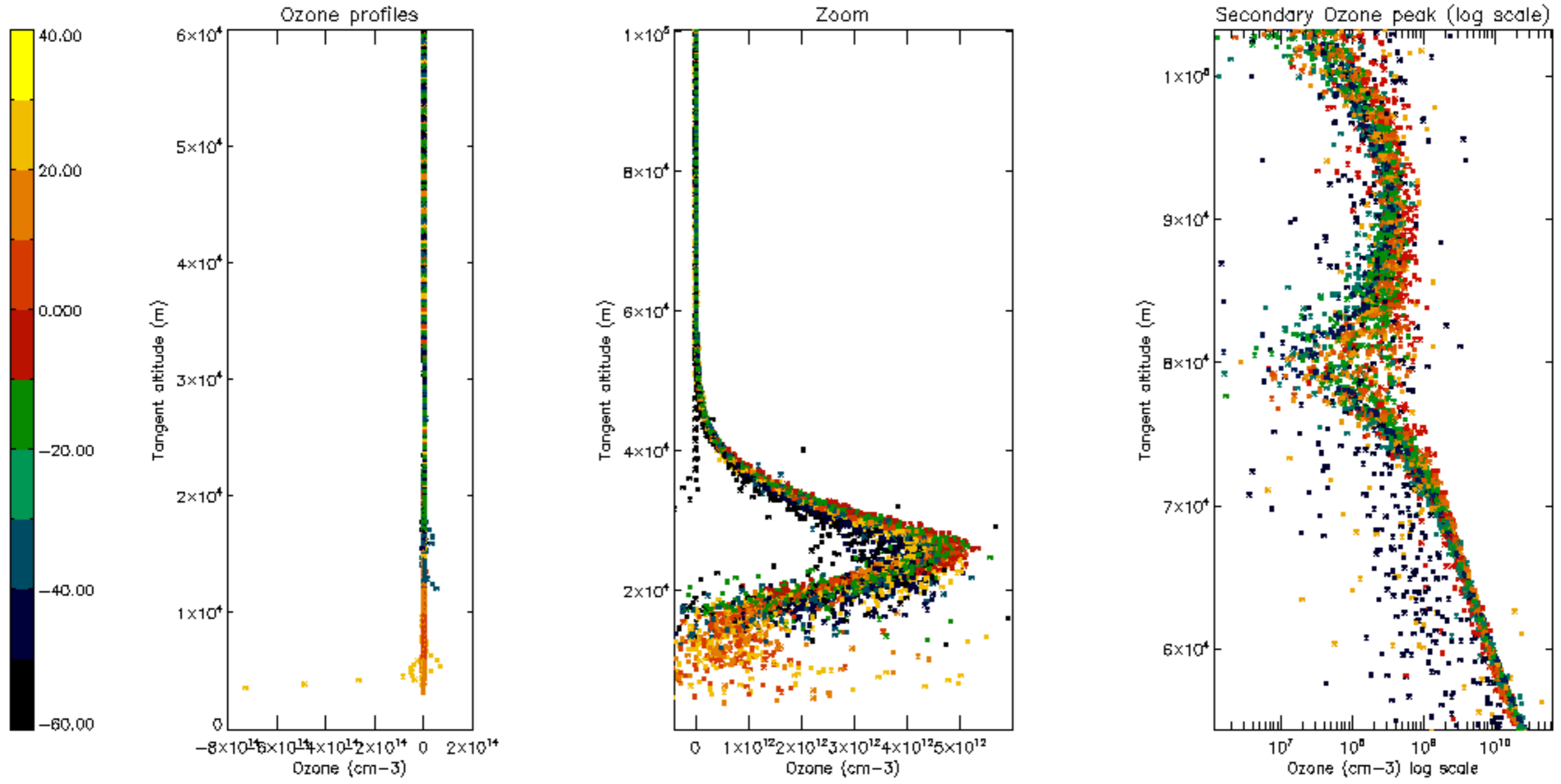


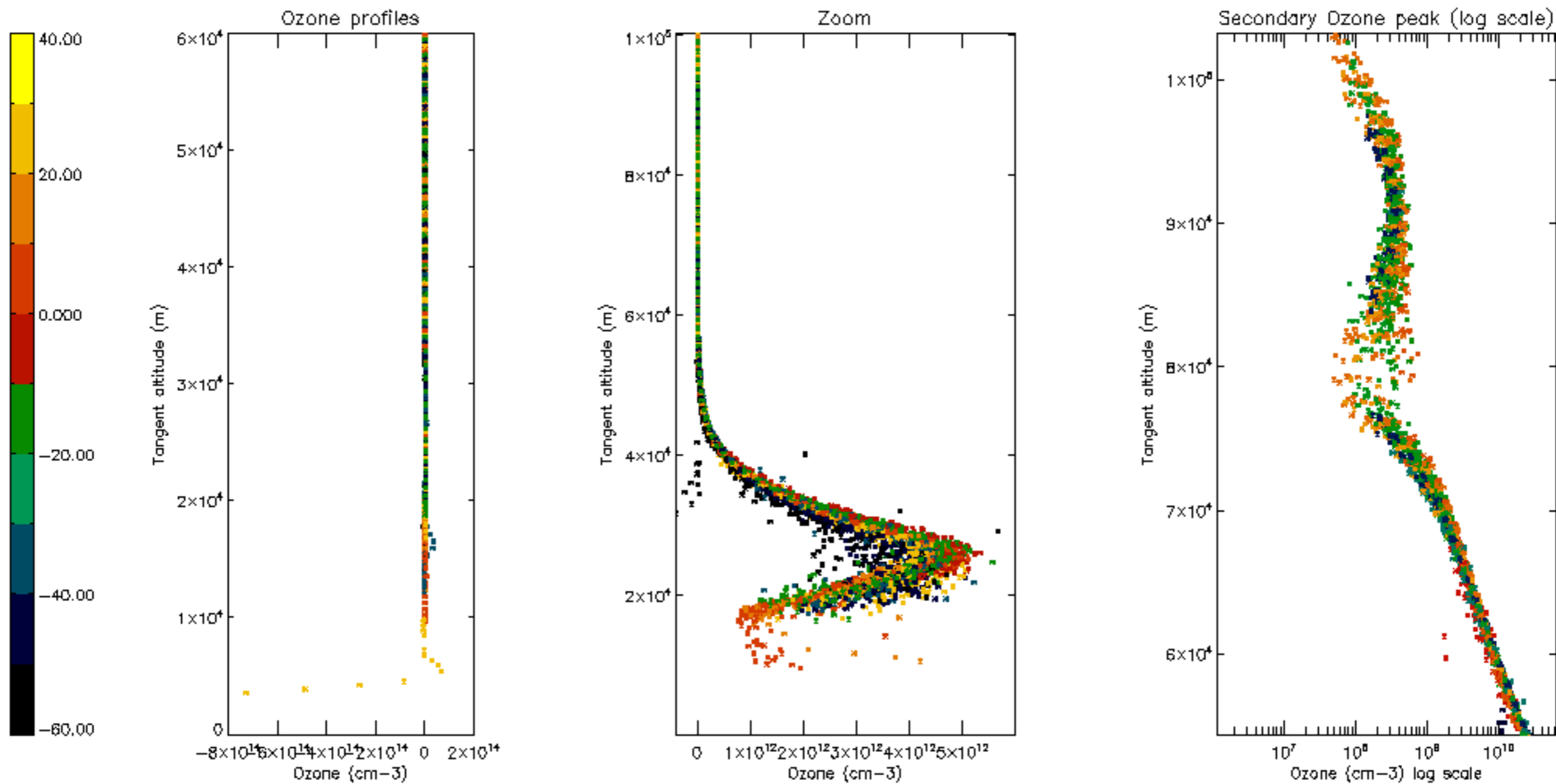
Percentage of star falling outside central band per profile

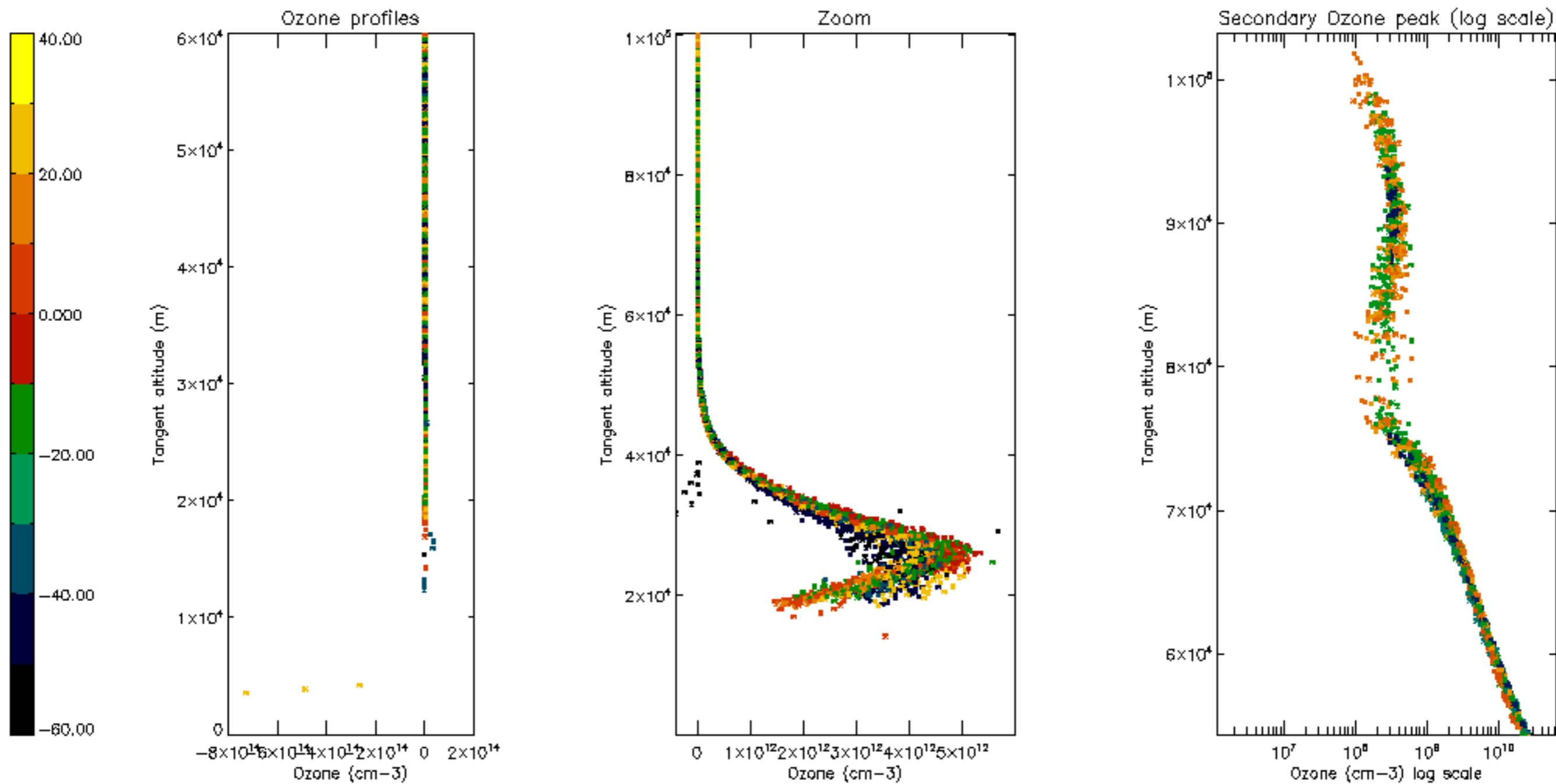


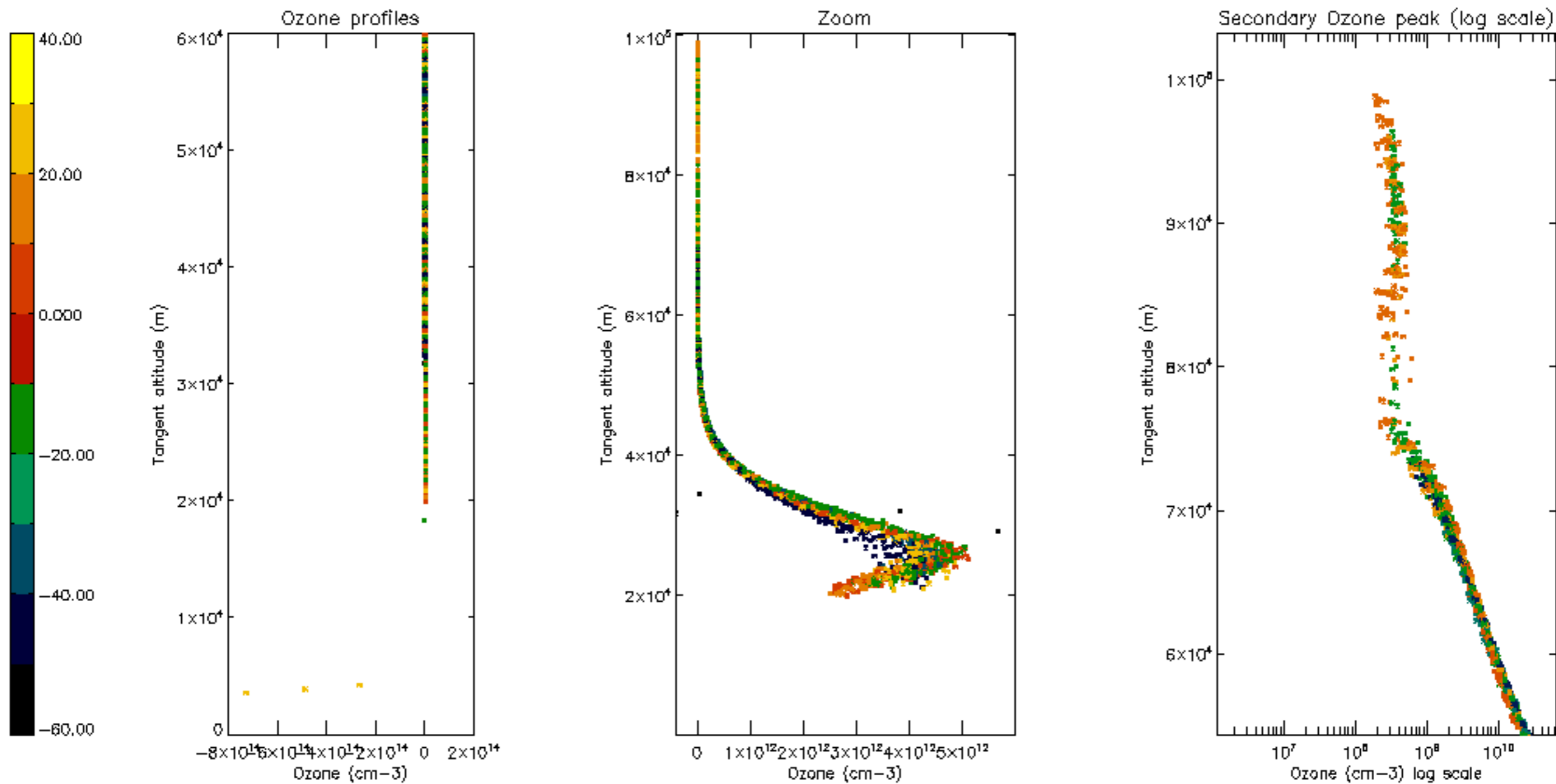
Percentage of saturation errors per profile

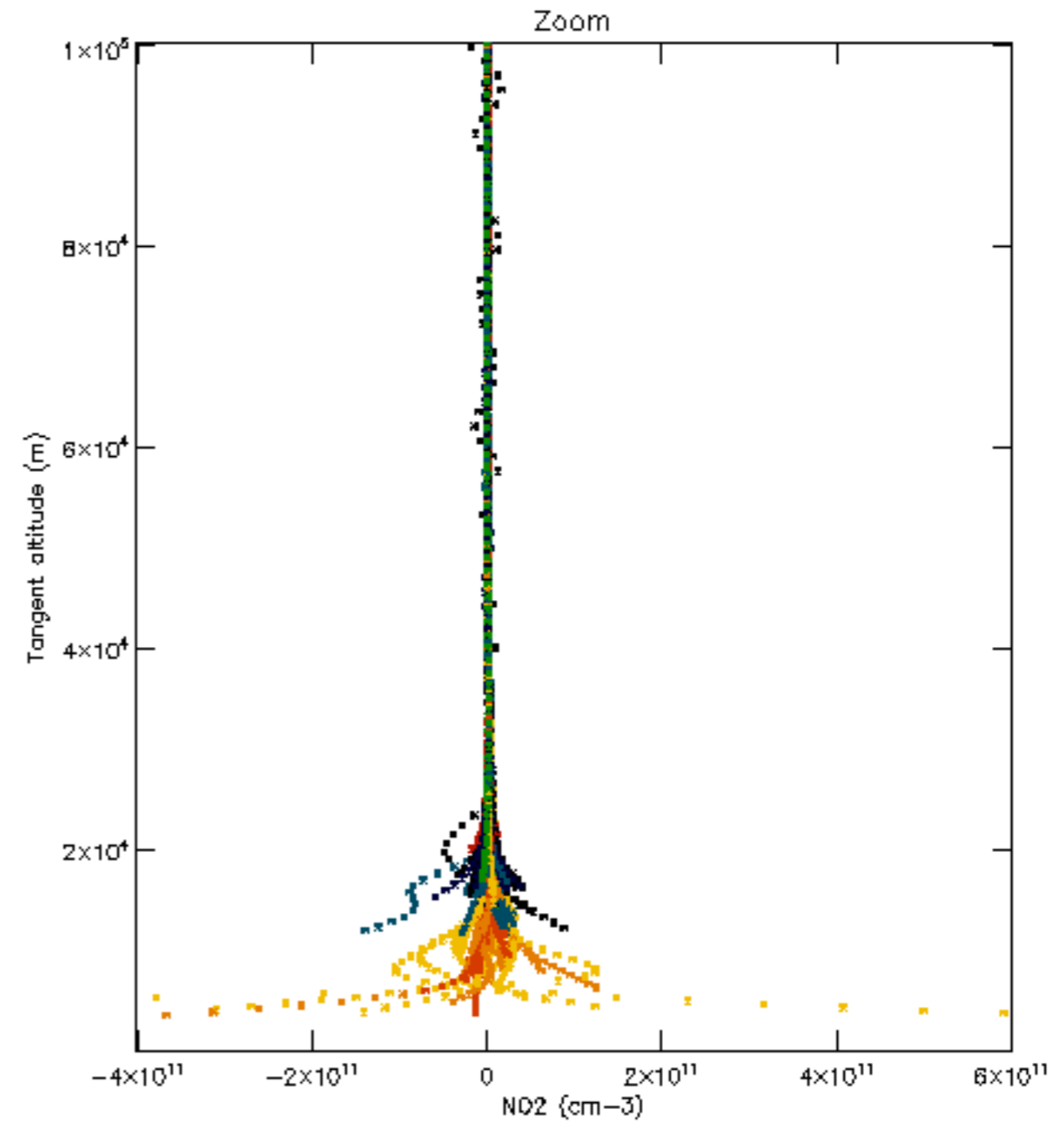
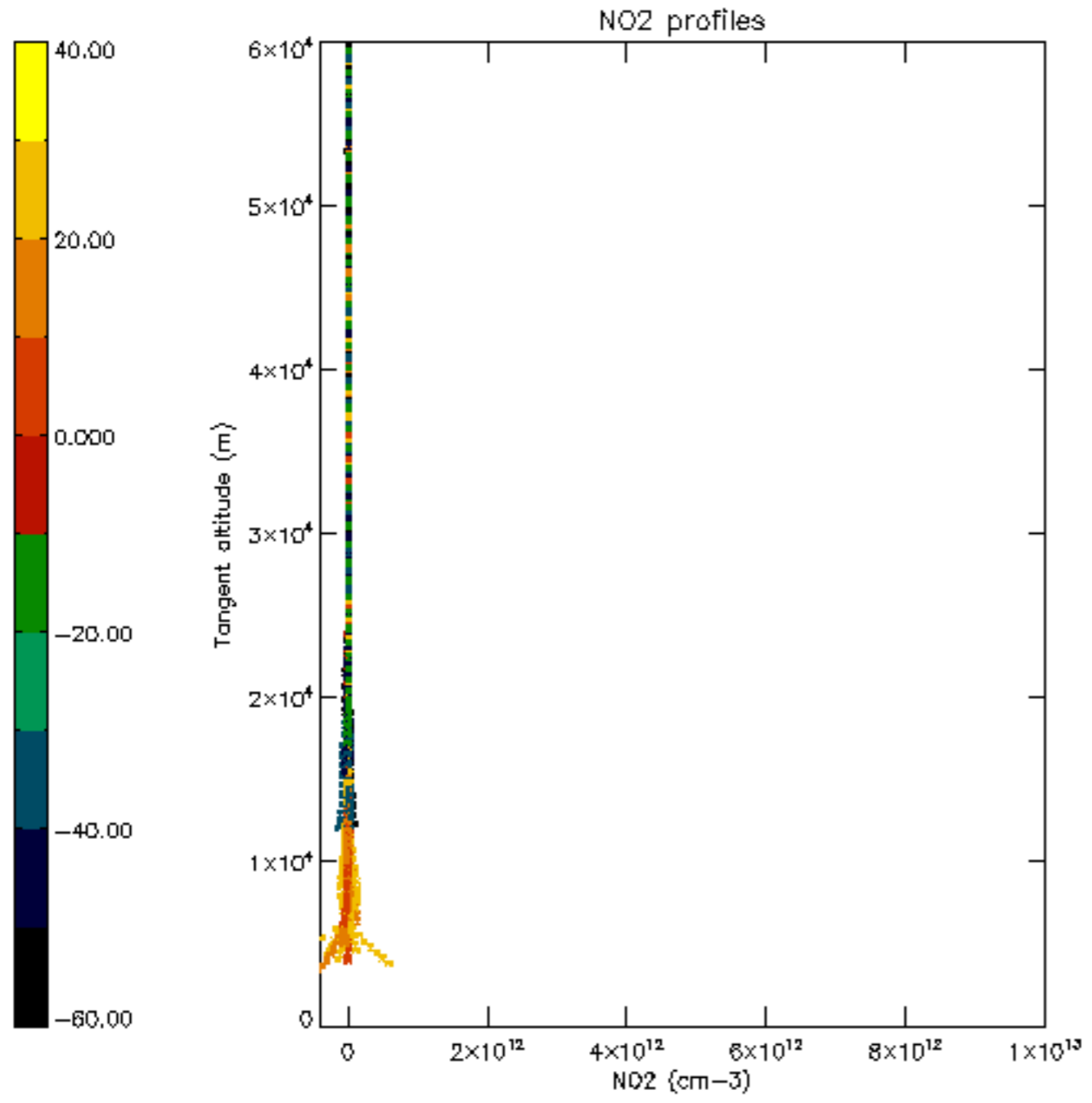


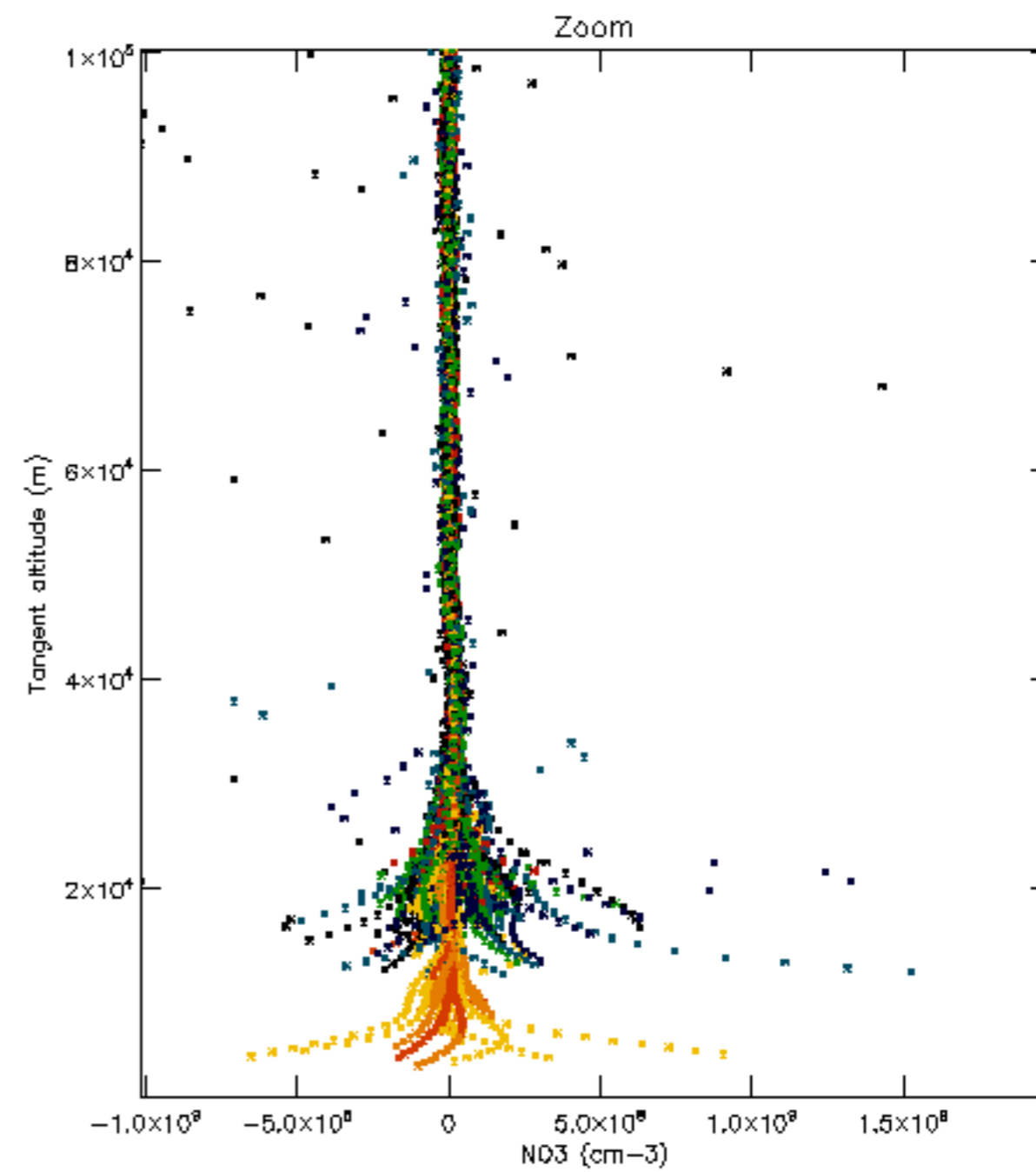
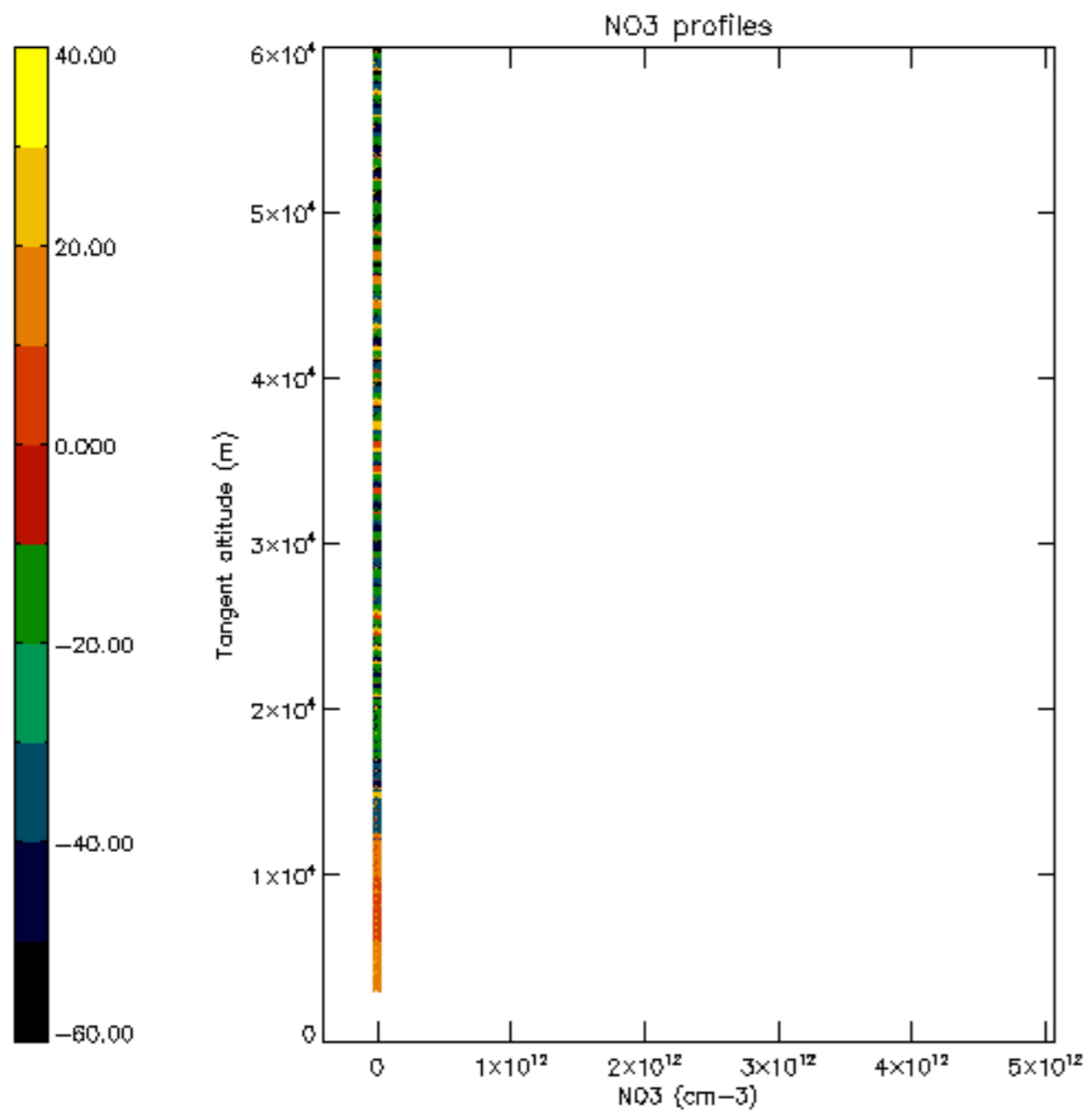


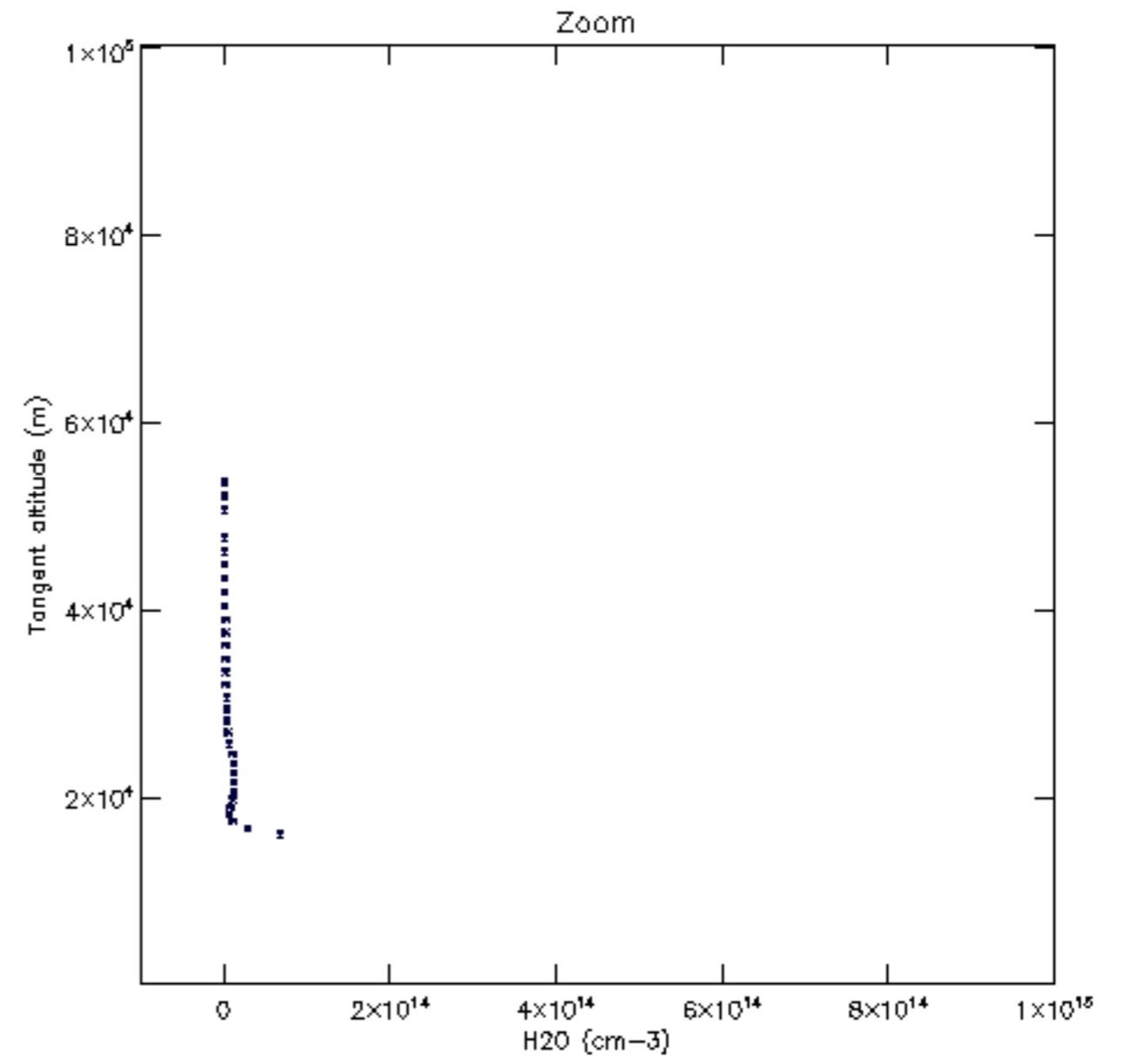
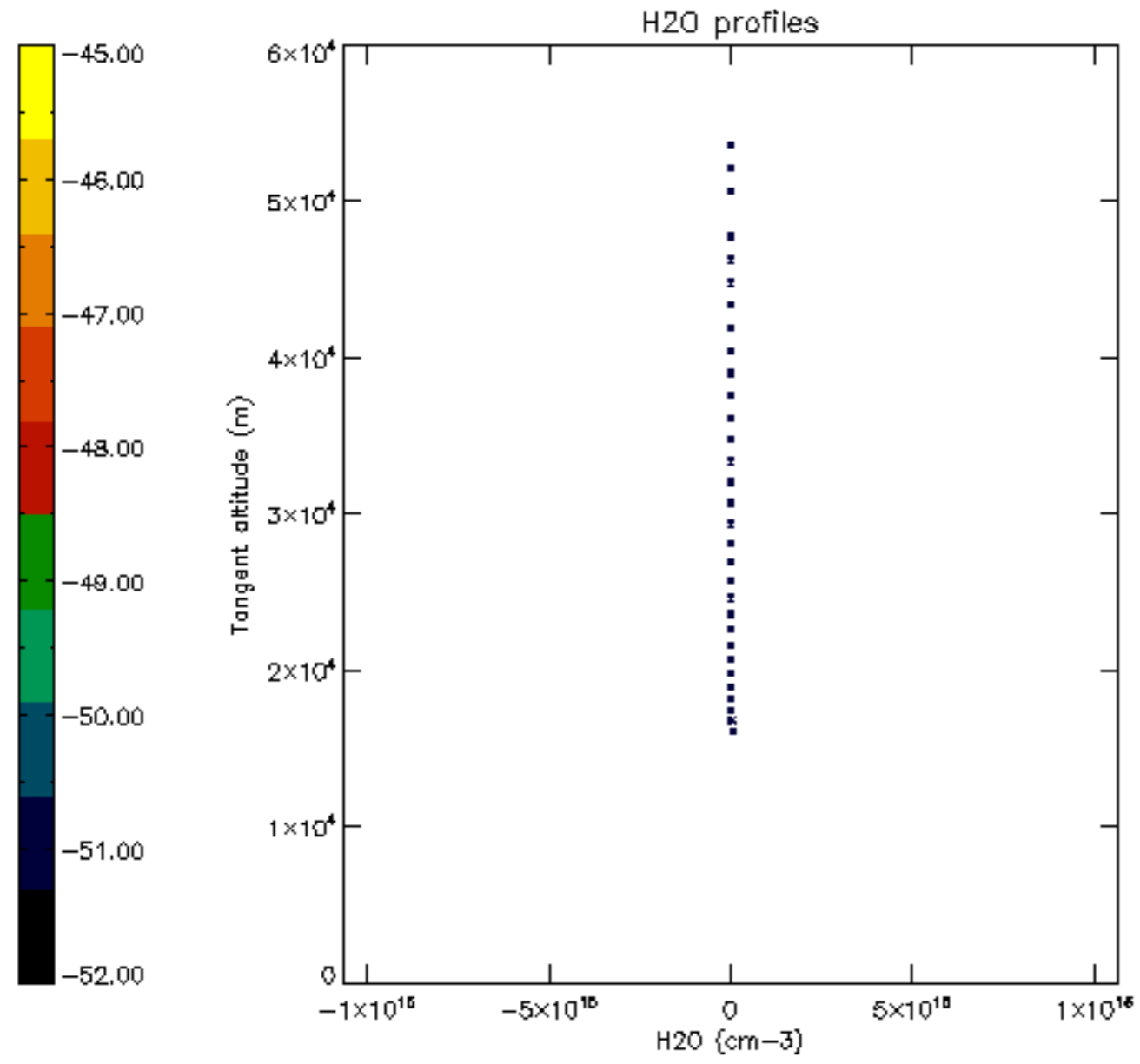


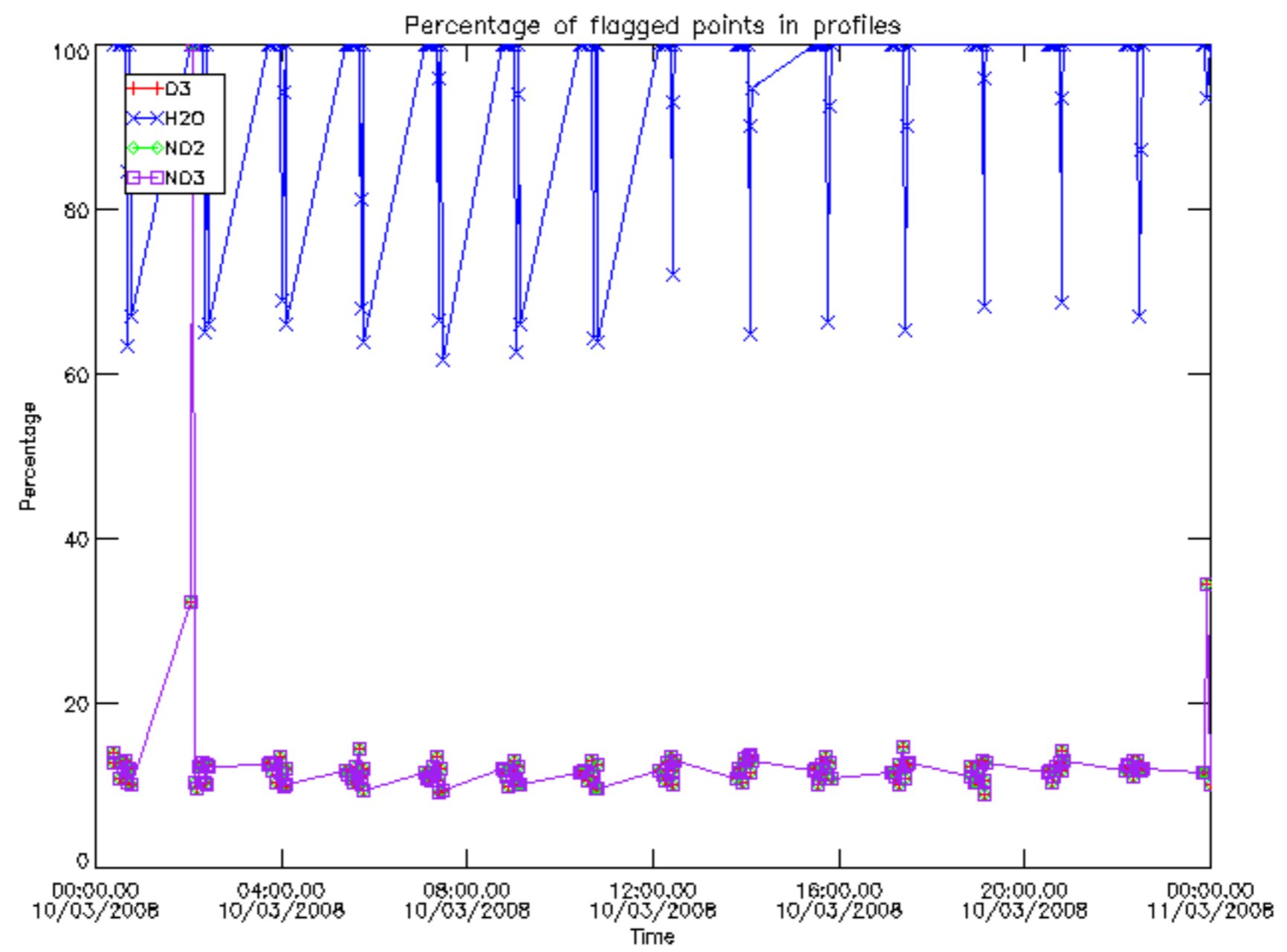




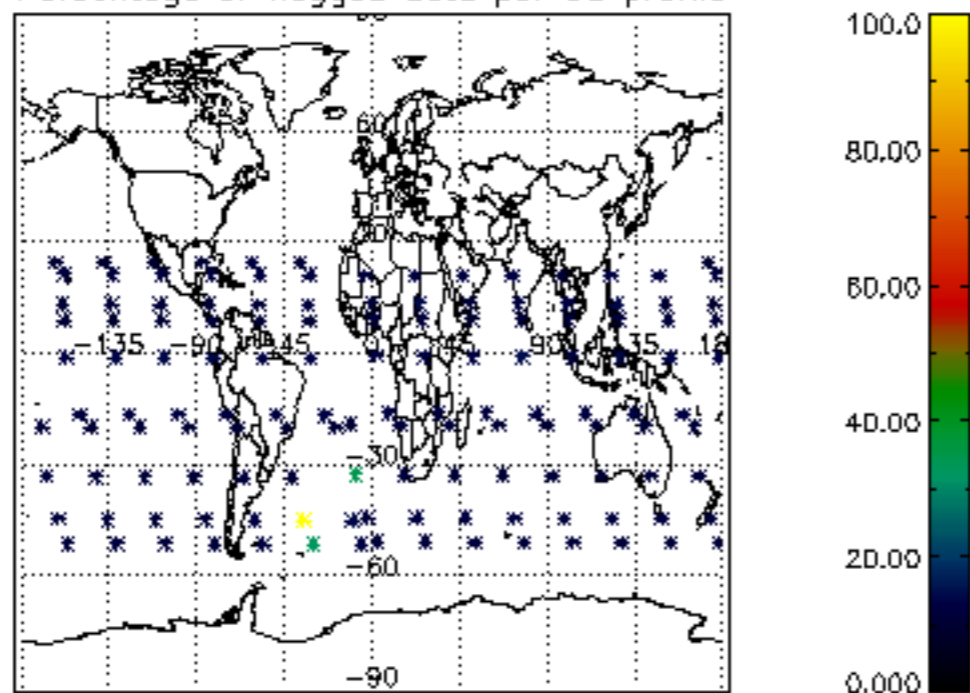




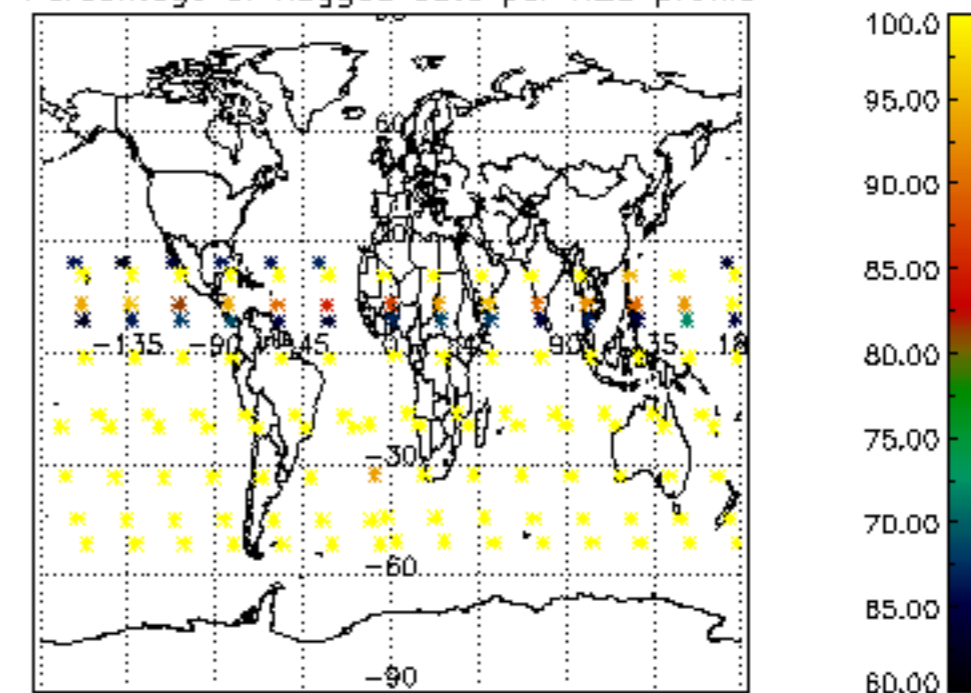




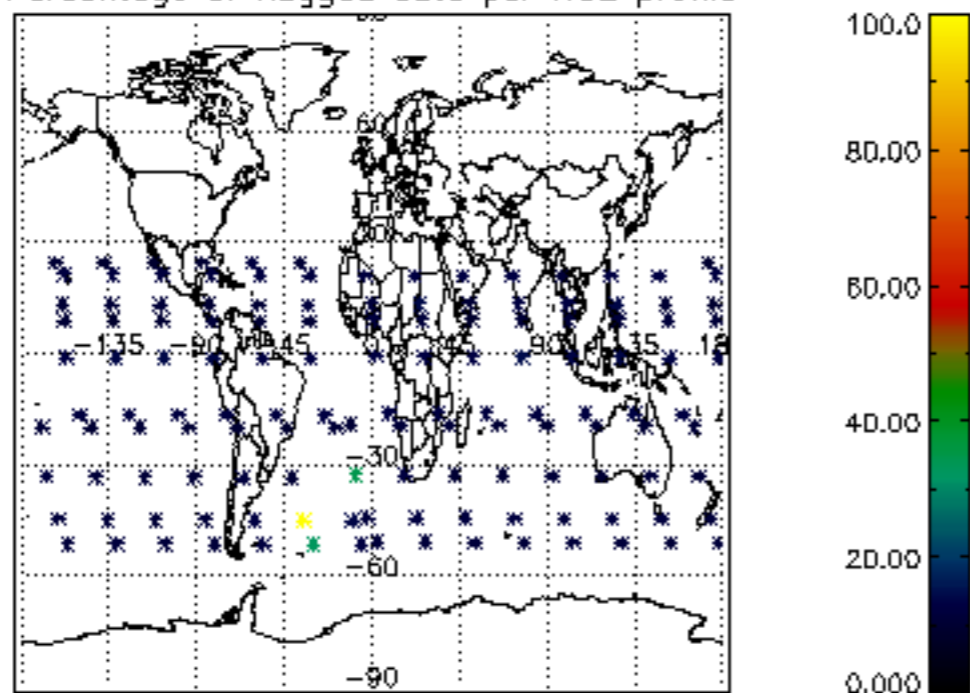
Percentage of flagged data per D3 profile



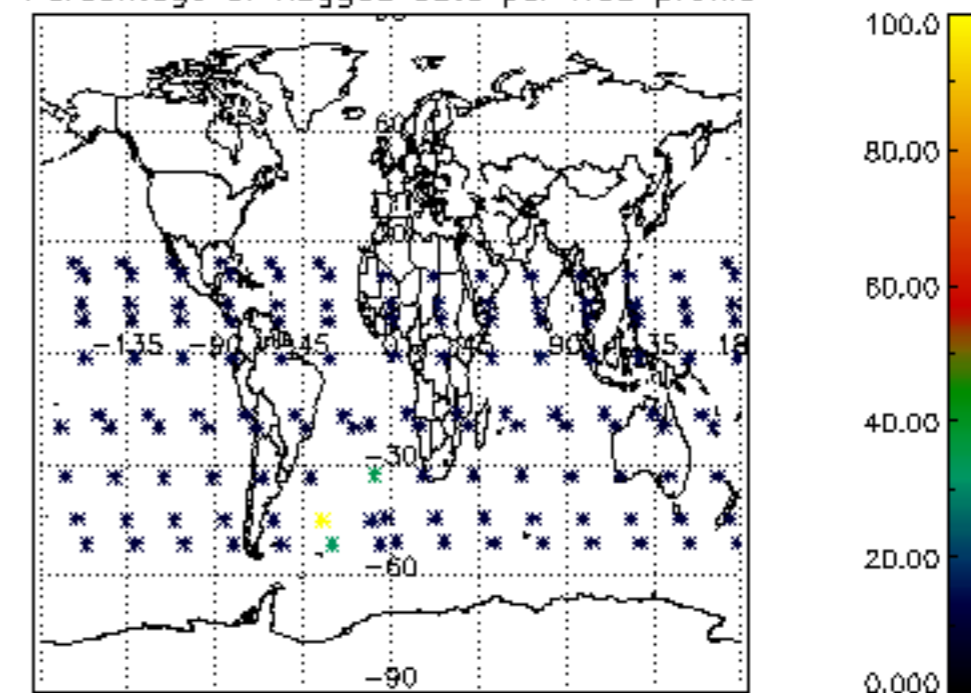
Percentage of flagged data per H2O profile

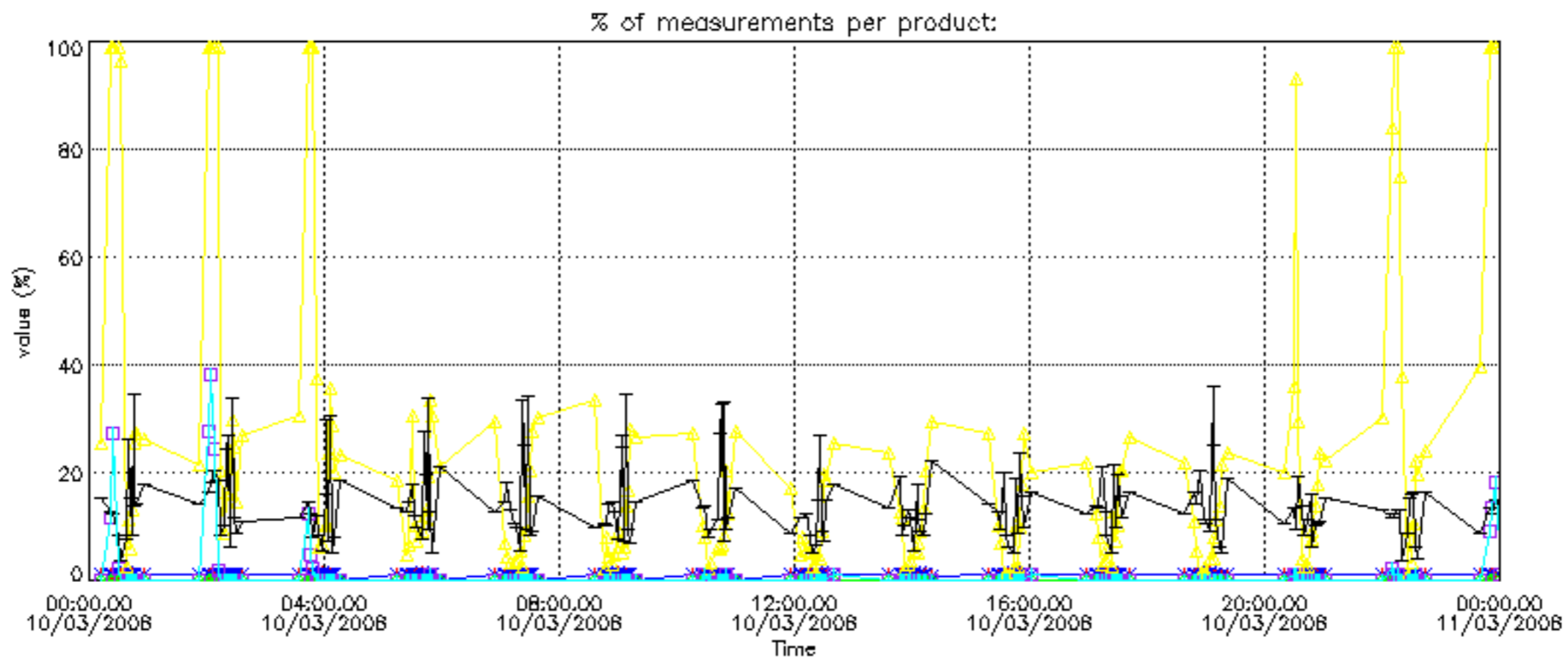


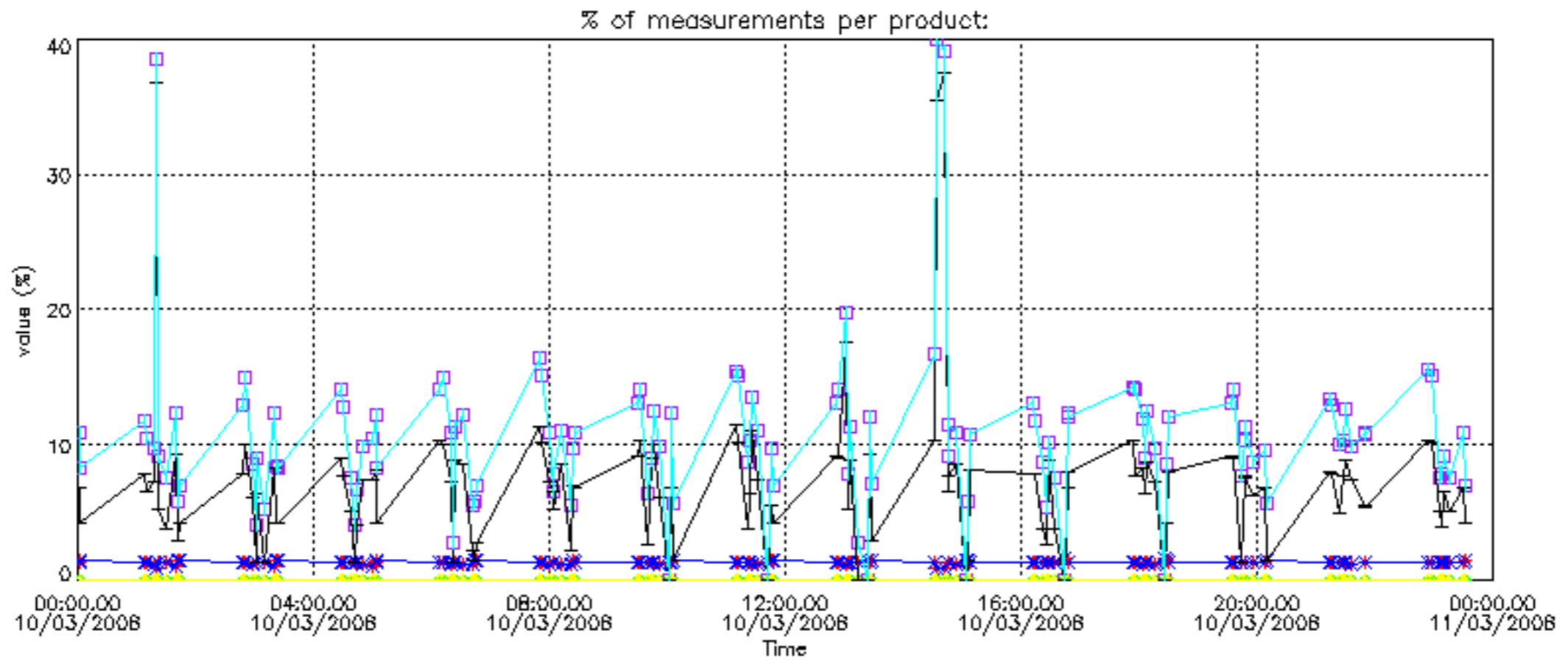
Percentage of flagged data per NO2 profile



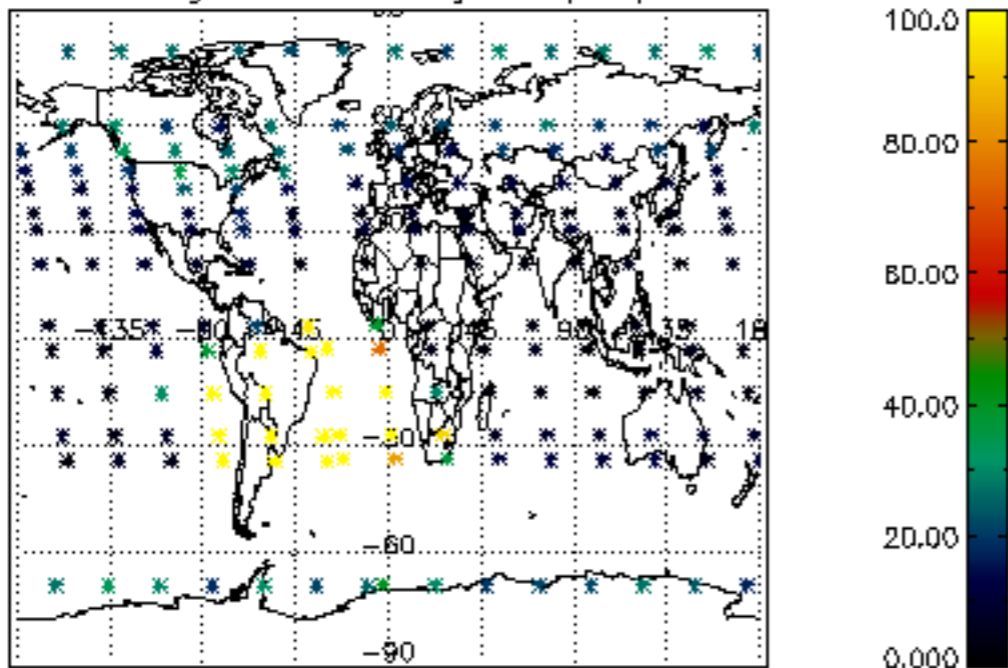
Percentage of flagged data per NO3 profile



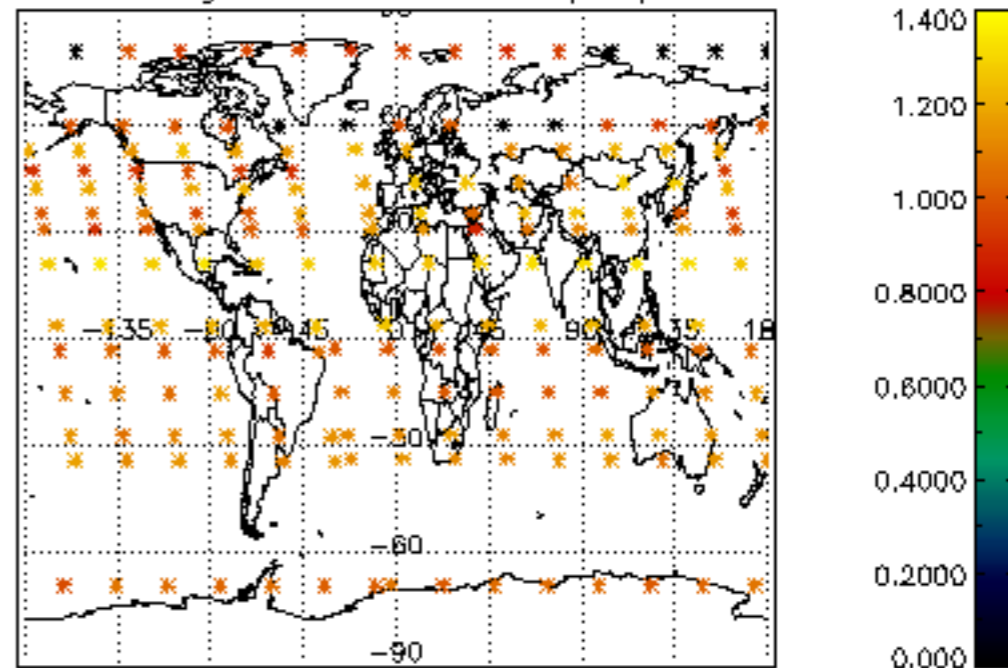




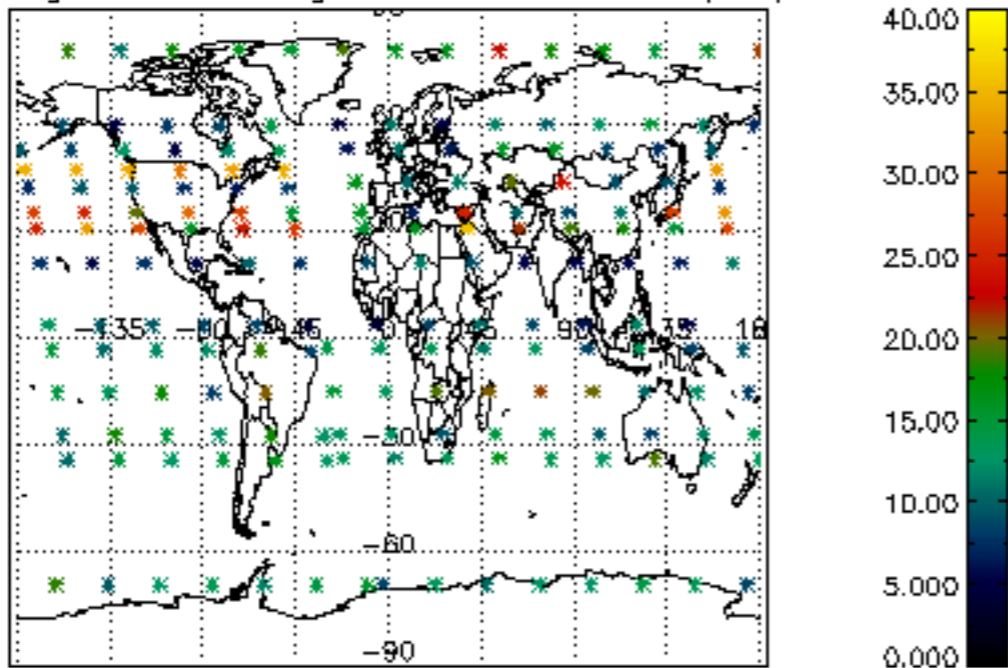
Percentage of cosmic ray hits per profile



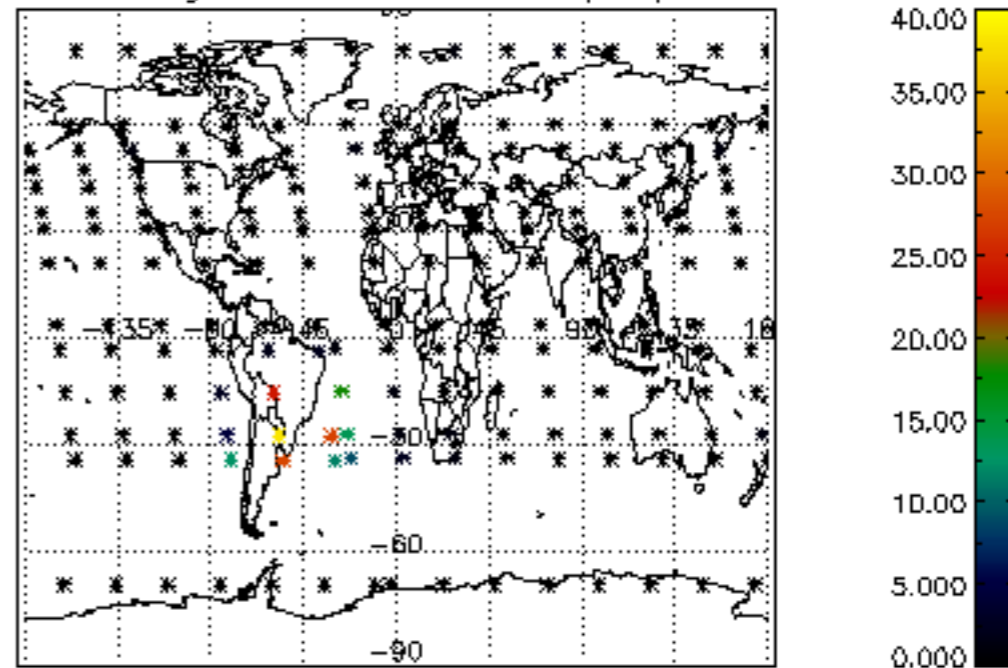
Percentage of datation errors per profile



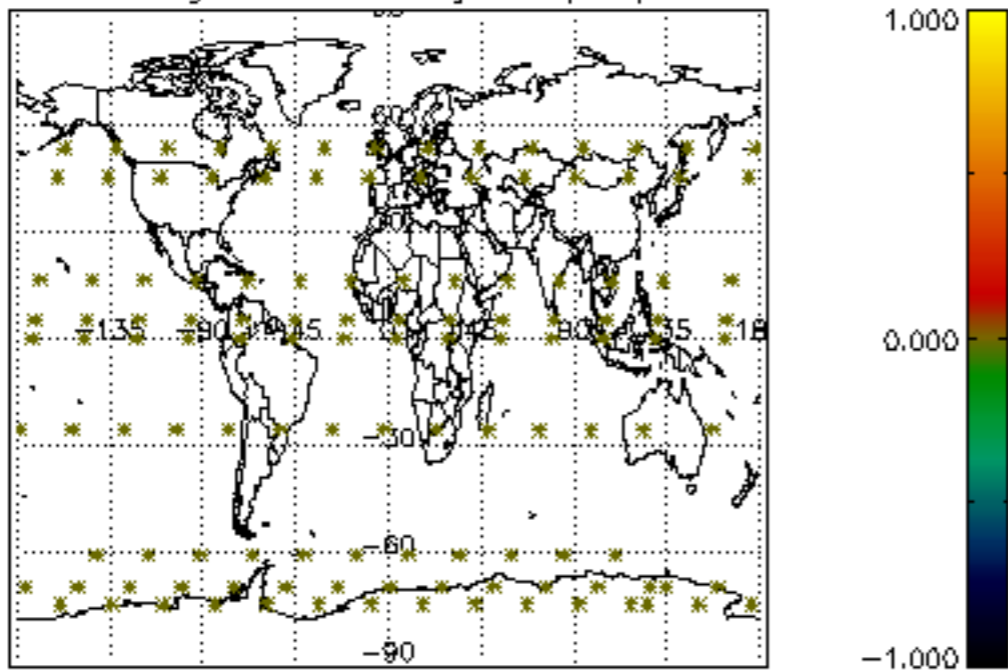
Percentage of star falling outside central band per profile



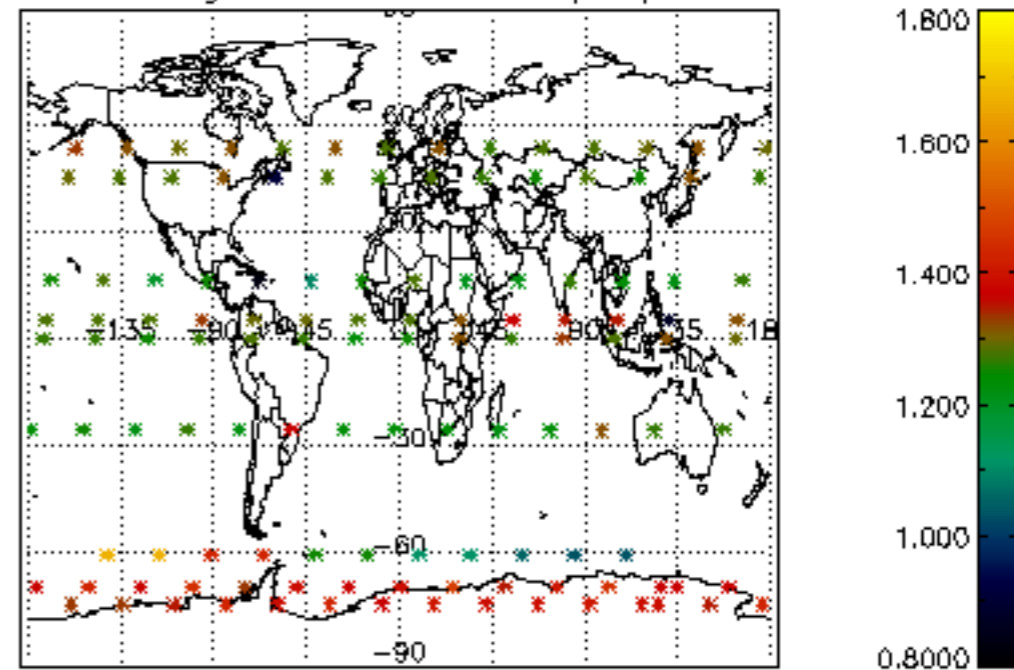
Percentage of saturation errors per profile



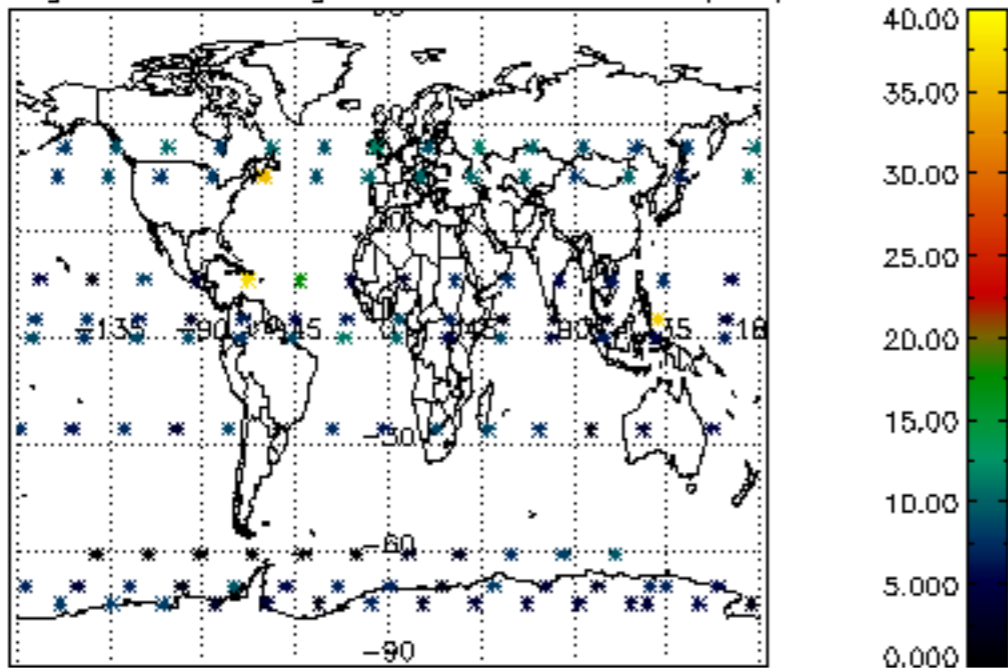
Percentage of cosmic ray hits per profile



Percentage of datation errors per profile



Percentage of star falling outside central band per profile



Percentage of saturation errors per profile

