

GOMOS Level 2 Daily Report

SUMMARY

[1. General Info](#)

[2. Summary of processed GOM_NL_2P products](#)

[3. Level 2 Quality information per product](#)

[3.1 Plot of level 2 quality information per product \(time dependant\)](#)

[3.2 Plot of level 2 quality information per product \(world map\)](#)

[4. Level 1 Quality information per product \(stored on level 2 products\)](#)

[4.1 Plot of level 1 quality information per product \(time dependant\)](#)

[4.1.1 Plot of level 1 quality information per product \(time dependant\): ASCENDING](#)

[4.1.2 Plot of level 1 quality information per product \(time dependant\): DESCENDING](#)

[4.2 Plot of level 1 quality information per product \(world map\)](#)

[4.2.1 Plot of level 1 quality information per product \(world map\): ASCENDING](#)

[4.2.2 Plot of level 1 quality information per product \(world map\): DESCENDING](#)

[5. Ozone profiles based on quality statistics and other trace gas profiles](#)

[5.1 Ozone statistics based on quality of products](#)

[5.2 Plot ozone profiles for all STD \(dark without errors\)](#)

[5.3 Plot ozone profiles where STD < 20% \(dark without errors\)](#)

[5.4. Plot ozone profiles where STD < 10% \(dark without errors\)](#)

[5.5. Plot ozone profiles where STD < 5% \(dark without errors\)](#)

[5.6 Plot NO2 profiles for all STD \(dark without errors\)](#)

[5.7 Plot NO3 profiles for all STD \(dark without errors\)](#)

[5.8 Plot H2O profiles \(only for occultations of stars 1,2,3,4,13,14,16,26,63 dark without errors\) for all STD](#)

[6. Auxiliary Data Files used for the production reported in section 2](#)

This report presents the daily analysis on parameters extracted from GOMOS level 2 data (GOM_NL__2P). It is intended to monitor some important parameters that will impact the quality of these products. A list of level 2 products (and content) that have arrived during the reporting day to the PCF is also given.

Item	Value
Time of report generation	25APR2013 11:24:47
Data source version	GOMOS/6.01
Start time of products	08-03-2008 (08MAR2008 00:00:00)
Stop time of products	09-03-2008 (09MAR2008 00:00:00)
Store outputs in DB	Yes
Nb of level 2 prods	308
Nb of prods with errors	0

2. Summary of processed GOM_NL__2P products.

Nr	Filename	UTC Start time	Limb	Duration	Star Id	Star Name	Star Mag	Star Temp	Nb Meas	Orbit	Prod. error
1	GOM_NL__2PRFIN20080308_000109_000000372066_00360_31476_1474.N1	08-MAR-2008 00:01:09	Dark	37.000	145	Gam TrA	2.8720	10600.	74	31476	No
2	GOM_NL__2PRFIN20080308_000244_000000442066_00360_31476_1475.N1	08-MAR-2008 00:02:44	Dark	43.500	4	Alp1Cen	-0.010000	5800.0	87	31476	No
3	GOM_NL__2PRFIN20080308_000401_000000432066_00360_31476_1476.N1	08-MAR-2008 00:04:01	Dark	42.500	10	Bet Cen	0.61000	28000.	85	31476	No
4	GOM_NL__2PRFIN20080308_000617_000000452066_00360_31476_1477.N1	08-MAR-2008 00:06:17	Dark	45.000	12	Alp1Cru	0.77500	30000.	90	31476	No
5	GOM_NL__2PRFIN20080308_000730_000000392066_00360_31476_1478.N1	08-MAR-2008 00:07:30	Dark	39.000	129	Del Cru	2.7930	26000.	78	31476	No
6	GOM_NL__2PRFIN20080308_000902_000000422066_00360_31476_1479.N1	08-MAR-2008 00:09:02	Straylight	42.000	64	Gam Cen	2.2000	10600.	84	31476	No
7	GOM_NL__2PRFIN20080308_001139_000000392066_00360_31476_1480.N1	08-MAR-2008 00:11:39	Straylight	38.500	113	Mu Vel	2.6920	5000.0	77	31476	No
8	GOM_NL__2PRFIN20080308_002355_000000442066_00360_31476_1481.N1	08-MAR-2008 00:23:55	Twilight_stray	44.000	48	30Alp Hya	1.9770	4100.0	88	31476	No
9	GOM_NL__2PRFIN20080308_002941_000000392066_00360_31476_1482.N1	08-MAR-2008 00:29:41	Bright	39.000	22	32Alp Leo	1.3600	15200.	78	31476	No
10	GOM_NL__2PRFIN20080308_003206_000000412066_00360_31476_1483.N1	08-MAR-2008 00:32:06	Bright	40.500	51	41Gam1Leo	2.0100	4500.0	81	31476	No
11	GOM_NL__2PRFIN20080308_004327_000000402066_00360_31476_1484.N1	08-MAR-2008 00:43:27	Bright	40.000	82	48Bet UMa	2.3650	10600.	80	31476	No
12	GOM_NL__2PRFIN20080308_004453_000000402066_00360_31476_1485.N1	08-MAR-2008 00:44:53	Bright	39.500	36	50Alp UMa	1.8000	6300.0	79	31476	No
13	GOM_NL__2PRFIN20080308_005144_000000342066_00360_31476_1486.N1	08-MAR-2008 00:51:44	Bright	33.500	49	1Alp UMi	1.9900	6300.0	67	31476	No
14	GOM_NL__2PRFIN20080308_005924_000000342066_00360_31476_1487.N1	08-MAR-2008 00:59:24	Bright	34.000	89	5Alp Cep	2.4510	8000.0	68	31476	No
15	GOM_NL__2PRFIN20080308_010430_000000342066_00360_31476_1488.N1	08-MAR-2008 01:04:30	Bright	34.000	19	50Alp Cyg	1.2460	10500.	68	31476	No
16	GOM_NL__2PRFIN20080308_010604_000000352066_00360_31476_1489.N1	08-MAR-2008 01:06:04	Bright	35.000	66	37Gam Cyg	2.2080	5900.0	70	31476	No
17	GOM_NL__2PRFIN20080308_010741_000000342066_00360_31476_1490.N1	08-MAR-2008 01:07:41	Bright	33.500	92	53Eps Cyg	2.5000	4500.0	67	31476	No
18	GOM_NL__2PRFIN20080308_011505_000000452066_00360_31476_1491.N1	08-MAR-2008 01:15:05	Bright	45.000	168	17Zet Aql	2.9860	11000.	90	31476	No
19	GOM_NL__2PRFIN20080308_012705_000000432066_00360_31476_1492.N1	08-MAR-2008 01:27:05	Dark	42.500	57	34Sig Sgr	2.0660	26000.	85	31476	No
20	GOM_NL__2PRFIN20080308_013022_000000492066_00360_31476_1493.N1	08-MAR-2008 01:30:22	Dark	49.000	38	20Eps Sgr	1.8360	11000.	98	31476	No
21	GOM_NL__2PRFIN20080308_013325_000000452066_00360_31476_1494.N1	08-MAR-2008 01:33:25	Dark	44.500	85	Kap Sco	2.4070	28000.	89	31476	No
22	GOM_NL__2PRFIN20080308_013646_000000412066_00361_31477_1527.N1	08-MAR-2008 01:36:46	Dark	40.500	141	Bet Ara	2.8400	4600.0	81	31477	No
23	GOM_NL__2PRFIN20080308_013931_000000402066_00361_31477_1528.N1	08-MAR-2008 01:39:31	Dark	40.000	43	Alp TrA	1.9100	4250.0	80	31477	No
24	GOM_NL__2PRFIN20080308_014146_000000372066_00361_31477_1529.N1	08-MAR-2008 01:41:46	Dark	37.000	145	Gam TrA	2.8720	10600.	74	31477	No
25	GOM_NL__2PRFIN20080308_014320_000000462066_00361_31477_1530.N1	08-MAR-2008 01:43:20	Dark	46.000	4	Alp1Cen	-0.010000	5800.0	92	31477	No
26	GOM_NL__2PRFIN20080308_014437_000000412066_00361_31477_1531.N1	08-MAR-2008 01:44:37	Dark	41.000	10	Bet Cen	0.61000	28000.	82	31477	No
27	GOM_NL__2PRFIN20080308_014654_000000512066_00361_31477_1532.N1	08-MAR-2008 01:46:54	Dark	51.000	12	Alp1Cru	0.77500	30000.	102	31477	No
28	GOM_NL__2PRFIN20080308_014806_000000392066_00361_31477_1533.N1	08-MAR-2008 01:48:06	Dark	38.500	129	Del Cru	2.7930	26000.	77	31477	No
29	GOM_NL__2PRFIN20080308_014938_000000442066_00361_31477_1534.N1	08-MAR-2008 01:49:38	Straylight	43.500	64	Gam Cen	2.2000	10600.	87	31477	No
30	GOM_NL__2PRFIN20080308_015215_000000382066_00361_31477_1535.N1	08-MAR-2008 01:52:15	Straylight	37.500	113	Mu Vel	2.6920	5000.0	75	31477	No
31	GOM_NL__2PRFIN20080308_020431_000000452066_00361_31477_1536.N1	08-MAR-2008 02:04:31	Twilight_stray	44.500	48	30Alp Hya	1.9770	4100.0	89	31477	No
32	GOM_NL__2PRFIN20080308_021017_000000402066_00361_31477_1537.N1	08-MAR-2008 02:10:17	Bright	40.000	22	32Alp Leo	1.3600	15200.	80	31477	No
33	GOM_NL__2PRFIN20080308_021242_000000422066_00361_31477_1538.N1	08-MAR-2008 02:12:42	Bright	41.500	51	41Gam1Leo	2.0100	4500.0	83	31477	No
34	GOM_NL__2PRFIN20080308_022403_000000512066_00361_31477_1539.N1	08-MAR-2008 02:24:03	Bright	51.000	82	48Bet UMa	2.3650	10600.	102	31477	No
35	GOM_NL__2PRFIN20080308_022528_000000392066_00361_31477_1540.N1	08-MAR-2008 02:25:28	Bright	39.000	36	50Alp UMa	1.8000	6300.0	78	31477	No
36	GOM_NL__2PRFIN20080308_023220_000000332066_00361_31477_1541.N1	08-MAR-2008 02:32:20	Bright	32.500	49	1Alp UMi	1.9900	6300.0	65	31477	No
37	GOM_NL__2PRFIN20080308_024000_000000352066_00361_31477_1542.N1	08-MAR-2008 02:40:00	Bright	35.000	89	5Alp Cep	2.4510	8000.0	70	31477	No
38	GOM_NL__2PRFIN20080308_024506_000000362066_00361_31477_1543.N1	08-MAR-2008 02:45:06	Bright	36.000	19	50Alp Cyg	1.2460	10500.	72	31477	No
39	GOM_NL__2PRFIN20080308_024640_000000362066_00361_31477_1544.N1	08-MAR-2008 02:46:40	Bright	36.000	66	37Gam Cyg	2.2080	5900.0	72	31477	No
40	GOM_NL__2PRFIN20080308_024817_000000352066_00361_31477_1545.N1	08-MAR-2008 02:48:17	Bright	34.500	92	53Eps Cyg	2.5000	4500.0	69	31477	No
41	GOM_NL__2PRFIN20080308_025542_000000472066_00361_31477_1546.N1	08-MAR-2008 02:55:42	Bright	47.000	168	17Zet Aql	2.9860	11000.	94	31477	No
42	GOM_NL__2PRFIN20080308_030546_000000412066_00361_31477_1547.N1	08-MAR-2008 03:05:46	Dark	41.000	155	41Pi Sgr	2.9000	6600.0	82	31477	No

43	GOM_NL__2PRFIN20080308_031059_000000502066_00361_31477_1548.N1	08-MAR-2008 03:10:59	Dark	50.000	38	20Eps Sgr	1.8360	11000.	100	31477	No
44	GOM_NL__2PRFIN20080308_031402_000000472066_00361_31477_1549.N1	08-MAR-2008 03:14:02	Dark	46.500	85	Kap Sco	2.4070	28000.	93	31477	No
45	GOM_NL__2PRFIN20080308_031722_000000412066_00362_31478_1509.N1	08-MAR-2008 03:17:22	Dark	41.000	141	Bet Ara	2.8400	4600.0	82	31478	No
46	GOM_NL__2PRFIN20080308_032007_000000422066_00362_31478_1510.N1	08-MAR-2008 03:20:07	Dark	42.000	43	Alp TrA	1.9100	4250.0	84	31478	No
47	GOM_NL__2PRFIN20080308_032222_000000382066_00362_31478_1511.N1	08-MAR-2008 03:22:22	Dark	38.000	145	Gam TrA	2.8720	10600.	76	31478	No
48	GOM_NL__2PRFIN20080308_032357_000000452066_00362_31478_1512.N1	08-MAR-2008 03:23:57	Dark	45.000	4	Alp1Cen	-0.010000	5800.0	90	31478	No
49	GOM_NL__2PRFIN20080308_032514_000000522066_00362_31478_1513.N1	08-MAR-2008 03:25:14	Dark	51.500	10	Bet Cen	0.61000	28000.	103	31478	No
50	GOM_NL__2PRFIN20080308_032730_000000492066_00362_31478_1514.N1	08-MAR-2008 03:27:30	Dark	48.500	12	Alp1Cru	0.77500	30000.	97	31478	No
51	GOM_NL__2PRFIN20080308_032842_000000382066_00362_31478_1515.N1	08-MAR-2008 03:28:42	Dark	38.000	129	Del Cru	2.7930	26000.	76	31478	No
52	GOM_NL__2PRFIN20080308_033015_000000432066_00362_31478_1516.N1	08-MAR-2008 03:30:15	Straylight	43.000	64	Gam Cen	2.2000	10600.	86	31478	No
53	GOM_NL__2PRFIN20080308_033252_000000422066_00362_31478_1517.N1	08-MAR-2008 03:32:52	Straylight	41.500	113	Mu Vel	2.6920	5000.0	83	31478	No
54	GOM_NL__2PRFIN20080308_034507_000000482066_00362_31478_1518.N1	08-MAR-2008 03:45:07	Tw_i_and_stray	47.500	48	30Alp Hya	1.9770	4100.0	95	31478	No
55	GOM_NL__2PRFIN20080308_035053_000000402066_00362_31478_1519.N1	08-MAR-2008 03:50:53	Bright	39.500	22	32Alp Leo	1.3600	15200.	79	31478	No
56	GOM_NL__2PRFIN20080308_035318_000000412066_00362_31478_1520.N1	08-MAR-2008 03:53:18	Bright	41.000	51	41Gam1Leo	2.0100	4500.0	82	31478	No
57	GOM_NL__2PRFIN20080308_040438_000000372066_00362_31478_1521.N1	08-MAR-2008 04:04:38	Bright	37.000	82	48Bet UMa	2.3650	10600.	74	31478	No
58	GOM_NL__2PRFIN20080308_040604_000000402066_00362_31478_1522.N1	08-MAR-2008 04:06:04	Bright	40.000	36	50Alp UMa	1.8000	6300.0	80	31478	No
59	GOM_NL__2PRFIN20080308_041256_000000352066_00362_31478_1523.N1	08-MAR-2008 04:12:56	Bright	35.000	49	1Alp UMi	1.9900	6300.0	70	31478	No
60	GOM_NL__2PRFIN20080308_042036_000000362066_00362_31478_1524.N1	08-MAR-2008 04:20:36	Bright	36.000	89	5Alp Cep	2.4510	8000.0	72	31478	No
61	GOM_NL__2PRFIN20080308_042542_000000342066_00362_31478_1525.N1	08-MAR-2008 04:25:42	Bright	33.500	19	50Alp Cyg	1.2460	10500.	67	31478	No
62	GOM_NL__2PRFIN20080308_042716_000000352066_00362_31478_1526.N1	08-MAR-2008 04:27:16	Bright	34.500	66	37Gam Cyg	2.2080	5900.0	69	31478	No
63	GOM_NL__2PRFIN20080308_042853_000000522066_00362_31478_1527.N1	08-MAR-2008 04:28:53	Bright	52.000	92	53Eps Cyg	2.5000	4500.0	104	31478	No
64	GOM_NL__2PRFIN20080308_043618_000000472066_00362_31478_1528.N1	08-MAR-2008 04:36:18	Bright	46.500	168	17Zet Aql	2.9860	11000.	93	31478	No
65	GOM_NL__2PRFIN20080308_044623_000000432066_00362_31478_1529.N1	08-MAR-2008 04:46:23	Dark	42.500	155	41Pi Sgr	2.9000	6600.0	85	31478	No
66	GOM_NL__2PRFIN20080308_044818_000000452066_00362_31478_1530.N1	08-MAR-2008 04:48:18	Dark	44.500	57	34Sig Sgr	2.0660	26000.	89	31478	No
67	GOM_NL__2PRFIN20080308_045136_000000492066_00362_31478_1531.N1	08-MAR-2008 04:51:36	Dark	48.500	38	20Eps Sgr	1.8360	11000.	97	31478	No
68	GOM_NL__2PRFIN20080308_045439_000000462066_00362_31478_1532.N1	08-MAR-2008 04:54:39	Dark	45.500	85	Kap Sco	2.4070	28000.	91	31478	No
69	GOM_NL__2PRFIN20080308_063835_000000422066_00364_31480_1573.N1	08-MAR-2008 06:38:35	Dark	41.500	141	Bet Ara	2.8400	4600.0	83	31480	No
70	GOM_NL__2PRFIN20080308_064229_000000372066_00364_31480_1574.N1	08-MAR-2008 06:42:29	Dark	37.000	134	Bet TrA	2.8100	6600.0	74	31480	No
71	GOM_NL__2PRFIN20080308_064510_000000452066_00364_31480_1575.N1	08-MAR-2008 06:45:10	Dark	45.000	4	Alp1Cen	-0.010000	5800.0	90	31480	No
72	GOM_NL__2PRFIN20080308_064627_000000452066_00364_31480_1576.N1	08-MAR-2008 06:46:27	Dark	45.000	10	Bet Cen	0.61000	28000.	90	31480	No
73	GOM_NL__2PRFIN20080308_064824_000000432066_00364_31480_1577.N1	08-MAR-2008 06:48:24	Dark	43.000	77	Eps Cen	2.3030	28000.	86	31480	No
74	GOM_NL__2PRFIN20080308_064953_000000492066_00364_31480_1578.N1	08-MAR-2008 06:49:53	Dark	49.000	26	Gam Cru	1.6240	2900.0	98	31480	No
75	GOM_NL__2PRFIN20080308_065128_000000422066_00364_31480_1579.N1	08-MAR-2008 06:51:28	Straylight	42.000	64	Gam Cen	2.2000	10600.	84	31480	No
76	GOM_NL__2PRFIN20080308_065322_000000522066_00364_31480_1580.N1	08-MAR-2008 06:53:22	Straylight	52.000	123	lot Cen	2.7500	10200.	104	31480	No
77	GOM_NL__2PRFIN20080308_070033_000000542066_00364_31480_1581.N1	08-MAR-2008 07:00:33	Straylight	53.500	171	2Eps Crv	3.0010	4250.0	107	31480	No
78	GOM_NL__2PRFIN20080308_071205_000000402066_00364_31480_1582.N1	08-MAR-2008 07:12:05	Bright	39.500	22	32Alp Leo	1.3600	15200.	79	31480	No
79	GOM_NL__2PRFIN20080308_071429_000000412066_00364_31480_1583.N1	08-MAR-2008 07:14:29	Bright	41.000	51	41Gam1Leo	2.0100	4500.0	82	31480	No
80	GOM_NL__2PRFIN20080308_072249_000000412066_00364_31480_1584.N1	08-MAR-2008 07:22:49	Bright	40.500	174	52Psi UMa	3.0040	4400.0	81	31480	No
81	GOM_NL__2PRFIN20080308_072550_000000382066_00364_31480_1585.N1	08-MAR-2008 07:25:50	Bright	38.000	82	48Bet UMa	2.3650	10600.	76	31480	No
82	GOM_NL__2PRFIN20080308_072715_000000382066_00364_31480_1586.N1	08-MAR-2008 07:27:15	Bright	38.000	36	50Alp UMa	1.8000	6300.0	76	31480	No
83	GOM_NL__2PRFIN20080308_073427_000000382066_00364_31480_1587.N1	08-MAR-2008 07:34:27	Bright	38.000	60	7Bet UMi	2.0810	3950.0	76	31480	No
84	GOM_NL__2PRFIN20080308_074424_000000472066_00364_31480_1588.N1	08-MAR-2008 07:44:24	Bright	47.000	69	33Gam Dra	2.2310	3800.0	94	31480	No
85	GOM_NL__2PRFIN20080308_074710_000000372066_00364_31480_1589.N1	08-MAR-2008 07:47:10	Bright	36.500	144	18Del Cyg	2.8600	11000.	73	31480	No
86	GOM_NL__2PRFIN20080308_074828_000000342066_00364_31480_1590.N1	08-MAR-2008 07:48:28	Bright	34.000	66	37Gam Cyg	2.2080	5900.0	68	31480	No
87	GOM_NL__2PRFIN20080308_075731_000000462066_00364_31480_1591.N1	08-MAR-2008 07:57:31	Bright	46.000	168	17Zet Aql	2.9860	11000.	92	31480	No
88	GOM_NL__2PRFIN20080308_080736_000000432066_00364_31480_1592.N1	08-MAR-2008 08:07:36	Dark	42.500	155	41Pi Sgr	2.9000	6600.0	85	31480	No
89	GOM_NL__2PRFIN20080308_080931_000000432066_00364_31480_1593.N1	08-MAR-2008 08:09:31	Dark	43.000	57	34Sig Sgr	2.0660	26000.	86	31480	No
90	GOM_NL__2PRFIN20080308_081249_000000452066_00364_31480_1594.N1	08-MAR-2008 08:12:49	Dark	45.000	38	20Eps Sgr	1.8360	11000.	90	31480	No
91	GOM_NL__2PRFIN20080308_081553_000000452066_00364_31480_1595.N1	08-MAR-2008 08:15:53	Dark	45.000	85	Kap Sco	2.4070	28000.	90	31480	No
92	GOM_NL__2PRFIN20080308_081912_000000432066_00365_31481_1594.N1	08-MAR-2008 08:19:12	Dark	42.500	141	Bet Ara	2.8400	4600.0	85	31481	No
93	GOM_NL__2PRFIN20080308_082305_000000372066_00365_31481_1595.N1	08-MAR-2008 08:23:05	Dark	37.000	134	Bet TrA	2.8100	6600.0	74	31481	No
94	GOM_NL__2PRFIN20080308_082547_000000502066_00365_31481_1596.N1	08-MAR-2008 08:25:47	Dark	50.000	4	Alp1Cen	-0.010000	5800.0	100	31481	No
95	GOM_NL__2PRFIN20080308_082703_000000512066_00365_31481_1597.N1	08-MAR-2008 08:27:03	Dark	51.000	10	Bet Cen	0.61000	28000.	102	31481	No
96	GOM_NL__2PRFIN20080308_082901_000000442066_00365_31481_1598.N1	08-MAR-2008 08:29:01	Dark	43.500	77	Eps Cen	2.3030	28000.	87	31481	No
97	GOM_NL__2PRFIN20080308_083029_000000542066_00365_31481_1599.N1	08-MAR-2008 08:30:29	Dark	54.000	26	Gam Cru	1.6240	2900.0	108	31481	No
98	GOM_NL__2PRFIN20080308_083205_000000422066_00365_31481_1600.N1	08-MAR-2008 08:32:05	Straylight	41.500	64	Gam Cen	2.2000	10600.	83	31481	No
99	GOM_NL__2PRFIN20080308_083359_000000522066_00365_31481_1601.N1	08-MAR-2008 08:33:59	Straylight	52.000	123	lot Cen	2.7500	10200.	104	31481	No
100	GOM_NL__2PRFIN20080308_084109_000000532066_00365_31481_1602.N1	08-MAR-2008 08:41:09	Straylight	52.500	171	2Eps Crv	3.0010	4250.0	105	31481	No
101	GOM_NL__2PRFIN20080308_085240_000000392066_00365_31481_1603.N1	08-MAR-2008 08:52:40	Bright	39.000	22	32Alp Leo	1.3600	15200.	78	31481	No

102	GOM_NL__2PRFIN20080308_085505_000000402066_00365_31481_1604.N1	08-MAR-2008 08:55:05	Bright	40.000	51	41Gam1Leo	2.0100	4500.0	80	31481	No
103	GOM_NL__2PRFIN20080308_090324_000000442066_00365_31481_1605.N1	08-MAR-2008 09:03:24	Bright	43.500	174	52Psi UMa	3.0040	4400.0	87	31481	No
104	GOM_NL__2PRFIN20080308_090625_000000382066_00365_31481_1606.N1	08-MAR-2008 09:06:25	Bright	38.000	82	48Bet UMa	2.3650	10600.	76	31481	No
105	GOM_NL__2PRFIN20080308_090751_000000412066_00365_31481_1607.N1	08-MAR-2008 09:07:51	Bright	40.500	36	50Alp UMa	1.8000	6300.0	81	31481	No
106	GOM_NL__2PRFIN20080308_091503_000000422066_00365_31481_1608.N1	08-MAR-2008 09:15:03	Bright	41.500	60	7Bet UMi	2.0810	3950.0	83	31481	No
107	GOM_NL__2PRFIN20080308_092459_000000482066_00365_31481_1609.N1	08-MAR-2008 09:24:59	Bright	47.500	69	33Gam Dra	2.2310	3800.0	95	31481	No
108	GOM_NL__2PRFIN20080308_092746_000000372066_00365_31481_1610.N1	08-MAR-2008 09:27:46	Bright	36.500	144	18Del Cyg	2.8600	11000.	73	31481	No
109	GOM_NL__2PRFIN20080308_092904_000000372066_00365_31481_1611.N1	08-MAR-2008 09:29:04	Bright	36.500	66	37Gam Cyg	2.2080	5900.0	73	31481	No
110	GOM_NL__2PRFIN20080308_093807_000000482066_00365_31481_1612.N1	08-MAR-2008 09:38:07	Bright	48.000	168	17Zet Aql	2.9860	11000.	96	31481	No
111	GOM_NL__2PRFIN20080308_094813_000000442066_00365_31481_1613.N1	08-MAR-2008 09:48:13	Dark	43.500	155	41Pi Sgr	2.9000	6600.0	87	31481	No
112	GOM_NL__2PRFIN20080308_095008_000000432066_00365_31481_1614.N1	08-MAR-2008 09:50:08	Dark	43.000	57	34Sig Sgr	2.0660	26000.	86	31481	No
113	GOM_NL__2PRFIN20080308_095326_000000472066_00365_31481_1615.N1	08-MAR-2008 09:53:26	Dark	46.500	38	20Eps Sgr	1.8360	11000.	93	31481	No
114	GOM_NL__2PRFIN20080308_095630_000000472066_00365_31481_1616.N1	08-MAR-2008 09:56:30	Dark	47.000	85	Kap Sco	2.4070	28000.	94	31481	No
115	GOM_NL__2PRFIN20080308_095948_000000402066_00366_31482_1614.N1	08-MAR-2008 09:59:48	Dark	40.000	141	Bet Ara	2.8400	4600.0	80	31482	No
116	GOM_NL__2PRFIN20080308_100342_000000382066_00366_31482_1615.N1	08-MAR-2008 10:03:42	Dark	38.000	134	Bet TrA	2.8100	6600.0	76	31482	No
117	GOM_NL__2PRFIN20080308_100623_000000532066_00366_31482_1616.N1	08-MAR-2008 10:06:23	Dark	52.500	4	Alp1Cen	-0.010000	5800.0	105	31482	No
118	GOM_NL__2PRFIN20080308_100740_000000522066_00366_31482_1617.N1	08-MAR-2008 10:07:40	Dark	52.000	10	Bet Cen	0.61000	28000.	104	31482	No
119	GOM_NL__2PRFIN20080308_100937_000000422066_00366_31482_1618.N1	08-MAR-2008 10:09:37	Dark	42.000	77	Eps Cen	2.3030	28000.	84	31482	No
120	GOM_NL__2PRFIN20080308_101105_000000532066_00366_31482_1619.N1	08-MAR-2008 10:11:05	Dark	52.500	26	Gam Cru	1.6240	2900.0	105	31482	No
121	GOM_NL__2PRFIN20080308_101241_000000432066_00366_31482_1620.N1	08-MAR-2008 10:12:41	Straylight	42.500	64	Gam Cen	2.2000	10600.	85	31482	No
122	GOM_NL__2PRFIN20080308_101435_000000532066_00366_31482_1621.N1	08-MAR-2008 10:14:35	Straylight	52.500	123	lot Cen	2.7500	10200.	105	31482	No
123	GOM_NL__2PRFIN20080308_102145_000000572066_00366_31482_1622.N1	08-MAR-2008 10:21:45	Straylight	57.000	171	2Eps Crv	3.0010	4250.0	114	31482	No
124	GOM_NL__2PRFIN20080308_103316_000000392066_00366_31482_1623.N1	08-MAR-2008 10:33:16	Bright	39.000	22	32Alp Leo	1.3600	15200.	78	31482	No
125	GOM_NL__2PRFIN20080308_103541_000000412066_00366_31482_1624.N1	08-MAR-2008 10:35:41	Bright	41.000	51	41Gam1Leo	2.0100	4500.0	82	31482	No
126	GOM_NL__2PRFIN20080308_104400_000000412066_00366_31482_1625.N1	08-MAR-2008 10:44:00	Bright	41.000	174	52Psi UMa	3.0040	4400.0	82	31482	No
127	GOM_NL__2PRFIN20080308_104700_000000392066_00366_31482_1626.N1	08-MAR-2008 10:47:00	Bright	39.000	82	48Bet UMa	2.3650	10600.	78	31482	No
128	GOM_NL__2PRFIN20080308_104826_000000392066_00366_31482_1627.N1	08-MAR-2008 10:48:26	Bright	38.500	36	50Alp UMa	1.8000	6300.0	77	31482	No
129	GOM_NL__2PRFIN20080308_105538_000000402066_00366_31482_1628.N1	08-MAR-2008 10:55:38	Bright	40.000	60	7Bet UMi	2.0810	3950.0	80	31482	No
130	GOM_NL__2PRFIN20080308_110535_000000492066_00366_31482_1629.N1	08-MAR-2008 11:05:35	Bright	48.500	69	33Gam Dra	2.2310	3800.0	97	31482	No
131	GOM_NL__2PRFIN20080308_110822_000000382066_00366_31482_1630.N1	08-MAR-2008 11:08:22	Bright	38.000	144	18Del Cyg	2.8600	11000.	76	31482	No
132	GOM_NL__2PRFIN20080308_110940_000000372066_00366_31482_1631.N1	08-MAR-2008 11:09:40	Bright	36.500	66	37Gam Cyg	2.2080	5900.0	73	31482	No
133	GOM_NL__2PRFIN20080308_111843_000000492066_00366_31482_1632.N1	08-MAR-2008 11:18:43	Bright	49.000	168	17Zet Aql	2.9860	11000.	98	31482	No
134	GOM_NL__2PRFIN20080308_112849_000000432066_00366_31482_1633.N1	08-MAR-2008 11:28:49	Dark	43.000	155	41Pi Sgr	2.9000	6600.0	86	31482	No
135	GOM_NL__2PRFIN20080308_113045_000000462066_00366_31482_1634.N1	08-MAR-2008 11:30:45	Dark	45.500	57	34Sig Sgr	2.0660	26000.	91	31482	No
136	GOM_NL__2PRFIN20080308_113402_000000492066_00366_31482_1635.N1	08-MAR-2008 11:34:02	Dark	48.500	38	20Eps Sgr	1.8360	11000.	97	31482	No
137	GOM_NL__2PRFIN20080308_113706_000000452066_00366_31482_1636.N1	08-MAR-2008 11:37:06	Dark	44.500	85	Kap Sco	2.4070	28000.	89	31482	No
138	GOM_NL__2PRFIN20080308_114025_000000422066_00367_31483_1630.N1	08-MAR-2008 11:40:25	Dark	42.000	141	Bet Ara	2.8400	4600.0	84	31483	No
139	GOM_NL__2PRFIN20080308_114418_000000392066_00367_31483_1631.N1	08-MAR-2008 11:44:18	Dark	38.500	134	Bet TrA	2.8100	6600.0	77	31483	No
140	GOM_NL__2PRFIN20080308_114700_000000452066_00367_31483_1632.N1	08-MAR-2008 11:47:00	Dark	44.500	4	Alp1Cen	-0.010000	5800.0	89	31483	No
141	GOM_NL__2PRFIN20080308_114816_000000512066_00367_31483_1633.N1	08-MAR-2008 11:48:16	Dark	51.000	10	Bet Cen	0.61000	28000.	102	31483	No
142	GOM_NL__2PRFIN20080308_115014_000000432066_00367_31483_1634.N1	08-MAR-2008 11:50:14	Dark	43.000	77	Eps Cen	2.3030	28000.	86	31483	No
143	GOM_NL__2PRFIN20080308_115142_000000532066_00367_31483_1635.N1	08-MAR-2008 11:51:42	Dark	53.000	26	Gam Cru	1.6240	2900.0	106	31483	No
144	GOM_NL__2PRFIN20080308_115317_000000442066_00367_31483_1636.N1	08-MAR-2008 11:53:17	Straylight	44.000	64	Gam Cen	2.2000	10600.	88	31483	No
145	GOM_NL__2PRFIN20080308_115512_000000522066_00367_31483_1637.N1	08-MAR-2008 11:55:12	Straylight	52.000	123	lot Cen	2.7500	10200.	104	31483	No
146	GOM_NL__2PRFIN20080308_120221_000000542066_00367_31483_1638.N1	08-MAR-2008 12:02:21	Straylight	54.000	171	2Eps Crv	3.0010	4250.0	108	31483	No
147	GOM_NL__2PRFIN20080308_121352_000000392066_00367_31483_1639.N1	08-MAR-2008 12:13:52	Bright	38.500	22	32Alp Leo	1.3600	15200.	77	31483	No
148	GOM_NL__2PRFIN20080308_121616_000000392066_00367_31483_1640.N1	08-MAR-2008 12:16:16	Bright	38.500	51	41Gam1Leo	2.0100	4500.0	77	31483	No
149	GOM_NL__2PRFIN20080308_122435_000000422066_00367_31483_1641.N1	08-MAR-2008 12:24:35	Bright	42.000	174	52Psi UMa	3.0040	4400.0	84	31483	No
150	GOM_NL__2PRFIN20080308_122736_000000392066_00367_31483_1642.N1	08-MAR-2008 12:27:36	Bright	38.500	82	48Bet UMa	2.3650	10600.	77	31483	No
151	GOM_NL__2PRFIN20080308_122902_000000402066_00367_31483_1643.N1	08-MAR-2008 12:29:02	Bright	39.500	36	50Alp UMa	1.8000	6300.0	79	31483	No
152	GOM_NL__2PRFIN20080308_123614_000000392066_00367_31483_1644.N1	08-MAR-2008 12:36:14	Bright	39.000	60	7Bet UMi	2.0810	3950.0	78	31483	No
153	GOM_NL__2PRFIN20080308_124610_000000452066_00367_31483_1645.N1	08-MAR-2008 12:46:10	Bright	45.000	69	33Gam Dra	2.2310	3800.0	90	31483	No
154	GOM_NL__2PRFIN20080308_124858_000000372066_00367_31483_1646.N1	08-MAR-2008 12:48:58	Bright	37.000	144	18Del Cyg	2.8600	11000.	74	31483	No
155	GOM_NL__2PRFIN20080308_125016_000000362066_00367_31483_1647.N1	08-MAR-2008 12:50:16	Bright	35.500	66	37Gam Cyg	2.2080	5900.0	71	31483	No
156	GOM_NL__2PRFIN20080308_125920_000000482066_00367_31483_1648.N1	08-MAR-2008 12:59:20	Bright	48.000	168	17Zet Aql	2.9860	11000.	96	31483	No
157	GOM_NL__2PRFIN20080308_130926_000000432066_00367_31483_1649.N1	08-MAR-2008 13:09:26	Dark	42.500	155	41Pi Sgr	2.9000	6600.0	85	31483	No
158	GOM_NL__2PRFIN20080308_131121_000000452066_00367_31483_1650.N1	08-MAR-2008 13:11:21	Dark	45.000	57	34Sig Sgr	2.0660	26000.	90	31483	No
159	GOM_NL__2PRFIN20080308_131439_000000432066_00367_31483_1651.N1	08-MAR-2008 13:14:39	Dark	43.000	38	20Eps Sgr	1.8360	11000.	86	31483	No
160	GOM_NL__2PRFIN20080308_131743_000000442066_00367_31483_1652.N1	08-MAR-2008 13:17:43	Dark	44.000	85	Kap Sco	2.4070	28000.	88	31483	No

161	GOM_NL__2PRFIN20080308_132102_000000442066_00368_31484_1643.N1	08-MAR-2008 13:21:02	Dark	44.000	141	Bet Ara	2.8400	4600.0	88	31484	No
162	GOM_NL__2PRFIN20080308_132455_000000392066_00368_31484_1644.N1	08-MAR-2008 13:24:55	Dark	39.000	134	Bet TrA	2.8100	6600.0	78	31484	No
163	GOM_NL__2PRFIN20080308_132736_000000442066_00368_31484_1645.N1	08-MAR-2008 13:27:36	Dark	44.000	4	Alp1Cen	-0.010000	5800.0	88	31484	No
164	GOM_NL__2PRFIN20080308_132853_000000432066_00368_31484_1646.N1	08-MAR-2008 13:28:53	Dark	43.000	10	Bet Cen	0.61000	28000.	86	31484	No
165	GOM_NL__2PRFIN20080308_133050_000000432066_00368_31484_1647.N1	08-MAR-2008 13:30:50	Dark	42.500	77	Eps Cen	2.3030	28000.	85	31484	No
166	GOM_NL__2PRFIN20080308_133218_000000492066_00368_31484_1648.N1	08-MAR-2008 13:32:18	Dark	49.000	26	Gam Cru	1.6240	2900.0	98	31484	No
167	GOM_NL__2PRFIN20080308_133354_000000442066_00368_31484_1649.N1	08-MAR-2008 13:33:54	Straylight	43.500	64	Gam Cen	2.2000	10600.	87	31484	No
168	GOM_NL__2PRFIN20080308_133548_000000542066_00368_31484_1650.N1	08-MAR-2008 13:35:48	Straylight	53.500	123	lot Cen	2.7500	10200.	107	31484	No
169	GOM_NL__2PRFIN20080308_134257_000000562066_00368_31484_1651.N1	08-MAR-2008 13:42:57	Straylight	55.500	171	2Eps Crv	3.0010	4250.0	111	31484	No
170	GOM_NL__2PRFIN20080308_135428_000000392066_00368_31484_1652.N1	08-MAR-2008 13:54:28	Bright	39.000	22	32Alp Leo	1.3600	15200.	78	31484	No
171	GOM_NL__2PRFIN20080308_135652_000000402066_00368_31484_1653.N1	08-MAR-2008 13:56:52	Bright	40.000	51	41Gam1Leo	2.0100	4500.0	80	31484	No
172	GOM_NL__2PRFIN20080308_140510_000000392066_00368_31484_1654.N1	08-MAR-2008 14:05:10	Bright	39.000	174	52Psi UMa	3.0040	4400.0	78	31484	No
173	GOM_NL__2PRFIN20080308_140812_000000402066_00368_31484_1655.N1	08-MAR-2008 14:08:12	Bright	40.000	82	48Bet UMa	2.3650	10600.	80	31484	No
174	GOM_NL__2PRFIN20080308_140937_000000412066_00368_31484_1656.N1	08-MAR-2008 14:09:37	Bright	41.000	36	50Alp UMa	1.8000	6300.0	82	31484	No
175	GOM_NL__2PRFIN20080308_141650_000000362066_00368_31484_1657.N1	08-MAR-2008 14:16:50	Bright	36.000	60	7Bet UMi	2.0810	3950.0	72	31484	No
176	GOM_NL__2PRFIN20080308_142646_000000482066_00368_31484_1658.N1	08-MAR-2008 14:26:46	Bright	48.000	69	33Gam Dra	2.2310	3800.0	96	31484	No
177	GOM_NL__2PRFIN20080308_142934_000000372066_00368_31484_1659.N1	08-MAR-2008 14:29:34	Bright	36.500	144	18Del Cyg	2.8600	11000.	73	31484	No
178	GOM_NL__2PRFIN20080308_143052_000000362066_00368_31484_1660.N1	08-MAR-2008 14:30:52	Bright	36.000	66	37Gam Cyg	2.2080	5900.0	72	31484	No
179	GOM_NL__2PRFIN20080308_143956_000000482066_00368_31484_1661.N1	08-MAR-2008 14:39:56	Bright	47.500	168	17Zet Aql	2.9860	11000.	95	31484	No
180	GOM_NL__2PRFIN20080308_145002_000000422066_00368_31484_1662.N1	08-MAR-2008 14:50:02	Dark	42.000	155	41Pi Sgr	2.9000	6600.0	84	31484	No
181	GOM_NL__2PRFIN20080308_145158_000000452066_00368_31484_1663.N1	08-MAR-2008 14:51:58	Dark	44.500	57	34Sig Sgr	2.0660	26000.	89	31484	No
182	GOM_NL__2PRFIN20080308_145516_000000442066_00368_31484_1664.N1	08-MAR-2008 14:55:16	Dark	44.000	38	20Eps Sgr	1.8360	11000.	88	31484	No
183	GOM_NL__2PRFIN20080308_145820_000000442066_00368_31484_1665.N1	08-MAR-2008 14:58:20	Dark	44.000	85	Kap Sco	2.4070	28000.	88	31484	No
184	GOM_NL__2PRFIN20080308_150138_000000412066_00369_31485_1666.N1	08-MAR-2008 15:01:38	Dark	40.500	141	Bet Ara	2.8400	4600.0	81	31485	No
185	GOM_NL__2PRFIN20080308_150531_000000382066_00369_31485_1667.N1	08-MAR-2008 15:05:31	Dark	38.000	134	Bet TrA	2.8100	6600.0	76	31485	No
186	GOM_NL__2PRFIN20080308_150812_000000442066_00369_31485_1668.N1	08-MAR-2008 15:08:12	Dark	44.000	4	Alp1Cen	-0.010000	5800.0	88	31485	No
187	GOM_NL__2PRFIN20080308_150929_000000442066_00369_31485_1669.N1	08-MAR-2008 15:09:29	Dark	44.000	10	Bet Cen	0.61000	28000.	88	31485	No
188	GOM_NL__2PRFIN20080308_151127_000000422066_00369_31485_1670.N1	08-MAR-2008 15:11:27	Dark	41.500	77	Eps Cen	2.3030	28000.	83	31485	No
189	GOM_NL__2PRFIN20080308_151254_000000492066_00369_31485_1671.N1	08-MAR-2008 15:12:54	Dark	48.500	26	Gam Cru	1.6240	2900.0	97	31485	No
190	GOM_NL__2PRFIN20080308_151430_000000422066_00369_31485_1672.N1	08-MAR-2008 15:14:30	Straylight	42.000	64	Gam Cen	2.2000	10600.	84	31485	No
191	GOM_NL__2PRFIN20080308_151625_000000552066_00369_31485_1673.N1	08-MAR-2008 15:16:25	Straylight	54.500	123	lot Cen	2.7500	10200.	109	31485	No
192	GOM_NL__2PRFIN20080308_152333_000000552066_00369_31485_1674.N1	08-MAR-2008 15:23:33	Straylight	54.500	171	2Eps Crv	3.0010	4250.0	109	31485	No
193	GOM_NL__2PRFIN20080308_153504_000000402066_00369_31485_1675.N1	08-MAR-2008 15:35:04	Bright	39.500	22	32Alp Leo	1.3600	15200.	79	31485	No
194	GOM_NL__2PRFIN20080308_153728_000000402066_00369_31485_1676.N1	08-MAR-2008 15:37:28	Bright	39.500	51	41Gam1Leo	2.0100	4500.0	79	31485	No
195	GOM_NL__2PRFIN20080308_154546_000000422066_00369_31485_1677.N1	08-MAR-2008 15:45:46	Bright	41.500	174	52Psi UMa	3.0040	4400.0	83	31485	No
196	GOM_NL__2PRFIN20080308_154847_000000382066_00369_31485_1678.N1	08-MAR-2008 15:48:47	Bright	38.000	82	48Bet UMa	2.3650	10600.	76	31485	No
197	GOM_NL__2PRFIN20080308_155013_000000412066_00369_31485_1679.N1	08-MAR-2008 15:50:13	Bright	40.500	36	50Alp UMa	1.8000	6300.0	81	31485	No
198	GOM_NL__2PRFIN20080308_155725_000000392066_00369_31485_1680.N1	08-MAR-2008 15:57:25	Bright	39.000	60	7Bet UMi	2.0810	3950.0	78	31485	No
199	GOM_NL__2PRFIN20080308_160722_000000482066_00369_31485_1681.N1	08-MAR-2008 16:07:22	Bright	48.000	69	33Gam Dra	2.2310	3800.0	96	31485	No
200	GOM_NL__2PRFIN20080308_161009_000000402066_00369_31485_1682.N1	08-MAR-2008 16:10:09	Bright	40.000	144	18Del Cyg	2.8600	11000.	80	31485	No
201	GOM_NL__2PRFIN20080308_161128_000000372066_00369_31485_1683.N1	08-MAR-2008 16:11:28	Bright	37.000	66	37Gam Cyg	2.2080	5900.0	74	31485	No
202	GOM_NL__2PRFIN20080308_162032_000000482066_00369_31485_1684.N1	08-MAR-2008 16:20:32	Bright	48.000	168	17Zet Aql	2.9860	11000.	96	31485	No
203	GOM_NL__2PRFIN20080308_163039_000000432066_00369_31485_1685.N1	08-MAR-2008 16:30:39	Dark	43.000	155	41Pi Sgr	2.9000	6600.0	86	31485	No
204	GOM_NL__2PRFIN20080308_163235_000000432066_00369_31485_1686.N1	08-MAR-2008 16:32:35	Dark	42.500	57	34Sig Sgr	2.0660	26000.	85	31485	No
205	GOM_NL__2PRFIN20080308_163553_000000452066_00369_31485_1687.N1	08-MAR-2008 16:35:53	Dark	45.000	38	20Eps Sgr	1.8360	11000.	90	31485	No
206	GOM_NL__2PRFIN20080308_163857_000000452066_00369_31485_1688.N1	08-MAR-2008 16:38:57	Dark	45.000	85	Kap Sco	2.4070	28000.	90	31485	No
207	GOM_NL__2PRFIN20080308_164215_000000422066_00370_31486_1679.N1	08-MAR-2008 16:42:15	Dark	42.000	141	Bet Ara	2.8400	4600.0	84	31486	No
208	GOM_NL__2PRFIN20080308_164608_000000382066_00370_31486_1680.N1	08-MAR-2008 16:46:08	Dark	37.500	134	Bet TrA	2.8100	6600.0	75	31486	No
209	GOM_NL__2PRFIN20080308_164849_000000412066_00370_31486_1681.N1	08-MAR-2008 16:48:49	Dark	41.000	4	Alp1Cen	-0.010000	5800.0	82	31486	No
210	GOM_NL__2PRFIN20080308_165006_000000442066_00370_31486_1682.N1	08-MAR-2008 16:50:06	Dark	44.000	10	Bet Cen	0.61000	28000.	88	31486	No
211	GOM_NL__2PRFIN20080308_165204_000000432066_00370_31486_1683.N1	08-MAR-2008 16:52:04	Dark	43.000	77	Eps Cen	2.3030	28000.	86	31486	No
212	GOM_NL__2PRFIN20080308_165331_000000552066_00370_31486_1684.N1	08-MAR-2008 16:53:31	Dark	55.000	26	Gam Cru	1.6240	2900.0	110	31486	No
213	GOM_NL__2PRFIN20080308_165507_000000432066_00370_31486_1685.N1	08-MAR-2008 16:55:07	Straylight	43.000	64	Gam Cen	2.2000	10600.	86	31486	No
214	GOM_NL__2PRFIN20080308_165702_000000532066_00370_31486_1686.N1	08-MAR-2008 16:57:02	Straylight	52.500	123	lot Cen	2.7500	10200.	105	31486	No
215	GOM_NL__2PRFIN20080308_170410_000000552066_00370_31486_1687.N1	08-MAR-2008 17:04:10	Straylight	55.000	171	2Eps Crv	3.0010	4250.0	110	31486	No
216	GOM_NL__2PRFIN20080308_171540_000000402066_00370_31486_1688.N1	08-MAR-2008 17:15:40	Bright	39.500	22	32Alp Leo	1.3600	15200.	79	31486	No
217	GOM_NL__2PRFIN20080308_171804_000000402066_00370_31486_1689.N1	08-MAR-2008 17:18:04	Bright	40.000	51	41Gam1Leo	2.0100	4500.0	80	31486	No
218	GOM_NL__2PRFIN20080308_172621_000000422066_00370_31486_1690.N1	08-MAR-2008 17:26:21	Bright	41.500	174	52Psi UMa	3.0040	4400.0	83	31486	No
219	GOM_NL__2PRFIN20080308_172923_000000392066_00370_31486_1691.N1	08-MAR-2008 17:29:23	Bright	38.500	82	48Bet UMa	2.3650	10600.	77	31486	No

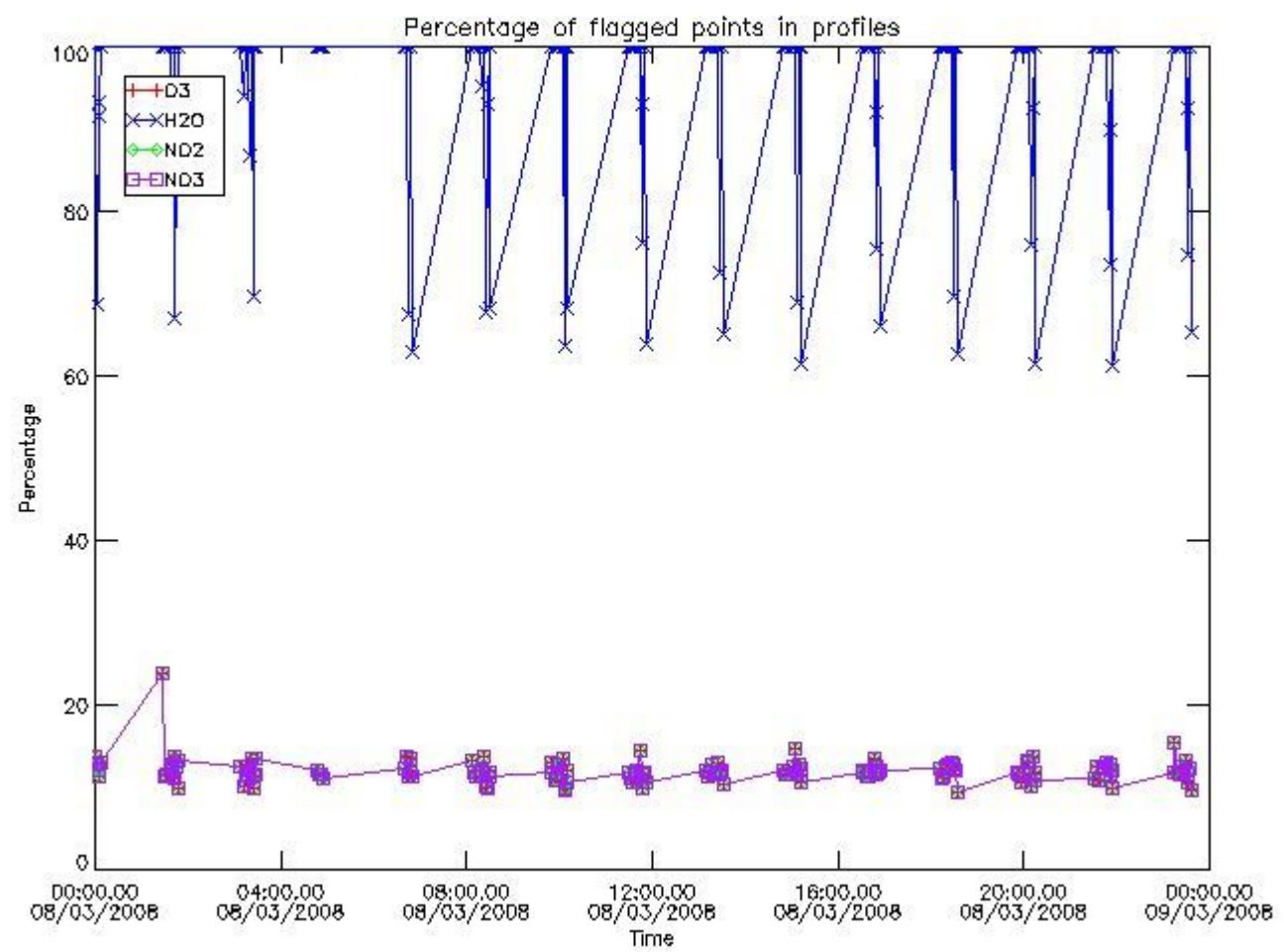
220	GOM_NL__2PRFIN20080308_173049_000000422066_00370_31486_1692.N1	08-MAR-2008 17:30:49	Bright	41.500	36	50Alp UMa	1.8000	6300.0	83	31486	No
221	GOM_NL__2PRFIN20080308_173801_000000402066_00370_31486_1693.N1	08-MAR-2008 17:38:01	Bright	39.500	60	7Bet UMi	2.0810	3950.0	79	31486	No
222	GOM_NL__2PRFIN20080308_174757_000000462066_00370_31486_1694.N1	08-MAR-2008 17:47:57	Bright	45.500	69	33Gam Dra	2.2310	3800.0	91	31486	No
223	GOM_NL__2PRFIN20080308_175045_000000412066_00370_31486_1695.N1	08-MAR-2008 17:50:45	Bright	41.000	144	18Del Cyg	2.8600	11000.	82	31486	No
224	GOM_NL__2PRFIN20080308_175204_000000362066_00370_31486_1696.N1	08-MAR-2008 17:52:04	Bright	35.500	66	37Gam Cyg	2.2080	5900.0	71	31486	No
225	GOM_NL__2PRFIN20080308_180109_000000482066_00370_31486_1697.N1	08-MAR-2008 18:01:09	Bright	48.000	168	17Zet Aql	2.9860	11000.	96	31486	No
226	GOM_NL__2PRFIN20080308_181115_000000422066_00370_31486_1698.N1	08-MAR-2008 18:11:15	Dark	41.500	155	41Pi Sgr	2.9000	6600.0	83	31486	No
227	GOM_NL__2PRFIN20080308_181311_000000462066_00370_31486_1699.N1	08-MAR-2008 18:13:11	Dark	45.500	57	34Sig Sgr	2.0660	26000.	91	31486	No
228	GOM_NL__2PRFIN20080308_181629_000000502066_00370_31486_1700.N1	08-MAR-2008 18:16:29	Dark	49.500	38	20Eps Sgr	1.8360	11000.	99	31486	No
229	GOM_NL__2PRFIN20080308_181934_000000452066_00370_31486_1701.N1	08-MAR-2008 18:19:34	Dark	44.500	85	Kap Sco	2.4070	28000.	89	31486	No
230	GOM_NL__2PRFIN20080308_182251_000000402066_00371_31487_1692.N1	08-MAR-2008 18:22:51	Dark	40.000	141	Bet Ara	2.8400	4600.0	80	31487	No
231	GOM_NL__2PRFIN20080308_182644_000000392066_00371_31487_1693.N1	08-MAR-2008 18:26:44	Dark	39.000	134	Bet TrA	2.8100	6600.0	78	31487	No
232	GOM_NL__2PRFIN20080308_182926_000000422066_00371_31487_1694.N1	08-MAR-2008 18:29:26	Dark	41.500	4	Alp1Cen	-0.010000	5800.0	83	31487	No
233	GOM_NL__2PRFIN20080308_183042_000000402066_00371_31487_1695.N1	08-MAR-2008 18:30:42	Dark	40.000	10	Bet Cen	0.61000	28000.	80	31487	No
234	GOM_NL__2PRFIN20080308_183240_000000422066_00371_31487_1696.N1	08-MAR-2008 18:32:40	Dark	42.000	77	Eps Cen	2.3030	28000.	84	31487	No
235	GOM_NL__2PRFIN20080308_183407_000000542066_00371_31487_1697.N1	08-MAR-2008 18:34:07	Dark	54.000	26	Gam Cru	1.6240	2900.0	108	31487	No
236	GOM_NL__2PRFIN20080308_183543_000000422066_00371_31487_1698.N1	08-MAR-2008 18:35:43	Straylight	42.000	64	Gam Cen	2.2000	10600.	84	31487	No
237	GOM_NL__2PRFIN20080308_183739_000000512066_00371_31487_1699.N1	08-MAR-2008 18:37:39	Straylight	51.000	123	lot Cen	2.7500	10200.	102	31487	No
238	GOM_NL__2PRFIN20080308_184446_000000562066_00371_31487_1700.N1	08-MAR-2008 18:44:46	Straylight	56.000	171	2Eps Crv	3.0010	4250.0	112	31487	No
239	GOM_NL__2PRFIN20080308_185616_000000402066_00371_31487_1701.N1	08-MAR-2008 18:56:16	Bright	39.500	22	32Alp Leo	1.3600	15200.	79	31487	No
240	GOM_NL__2PRFIN20080308_185840_000000402066_00371_31487_1702.N1	08-MAR-2008 18:58:40	Bright	40.000	51	41Gam1Leo	2.0100	4500.0	80	31487	No
241	GOM_NL__2PRFIN20080308_190657_000000412066_00371_31487_1703.N1	08-MAR-2008 19:06:57	Bright	41.000	174	52Psi UMa	3.0040	4400.0	82	31487	No
242	GOM_NL__2PRFIN20080308_190958_000000412066_00371_31487_1704.N1	08-MAR-2008 19:09:58	Bright	40.500	82	48Bet UMa	2.3650	10600.	81	31487	No
243	GOM_NL__2PRFIN20080308_191124_000000402066_00371_31487_1705.N1	08-MAR-2008 19:11:24	Bright	40.000	36	50Alp UMa	1.8000	6300.0	80	31487	No
244	GOM_NL__2PRFIN20080308_191836_000000422066_00371_31487_1706.N1	08-MAR-2008 19:18:36	Bright	42.000	60	7Bet UMi	2.0810	3950.0	84	31487	No
245	GOM_NL__2PRFIN20080308_192833_000000472066_00371_31487_1707.N1	08-MAR-2008 19:28:33	Bright	47.000	69	33Gam Dra	2.2310	3800.0	94	31487	No
246	GOM_NL__2PRFIN20080308_193122_000000362066_00371_31487_1708.N1	08-MAR-2008 19:31:22	Bright	36.000	144	18Del Cyg	2.8600	11000.	72	31487	No
247	GOM_NL__2PRFIN20080308_193240_000000372066_00371_31487_1709.N1	08-MAR-2008 19:32:40	Bright	37.000	66	37Gam Cyg	2.2080	5900.0	74	31487	No
248	GOM_NL__2PRFIN20080308_194145_000000502066_00371_31487_1710.N1	08-MAR-2008 19:41:45	Tw_i_and_stray	49.500	168	17Zet Aql	2.9860	11000.	99	31487	No
249	GOM_NL__2PRFIN20080308_195152_000000432066_00371_31487_1711.N1	08-MAR-2008 19:51:52	Dark	43.000	155	41Pi Sgr	2.9000	6600.0	86	31487	No
250	GOM_NL__2PRFIN20080308_195348_000000442066_00371_31487_1712.N1	08-MAR-2008 19:53:48	Dark	44.000	57	34Sig Sgr	2.0660	26000.	88	31487	No
251	GOM_NL__2PRFIN20080308_195706_000000492066_00371_31487_1713.N1	08-MAR-2008 19:57:06	Dark	48.500	38	20Eps Sgr	1.8360	11000.	97	31487	No
252	GOM_NL__2PRFIN20080308_200011_000000452066_00371_31487_1714.N1	08-MAR-2008 20:00:11	Dark	44.500	85	Kap Sco	2.4070	28000.	89	31487	No
253	GOM_NL__2PRFIN20080308_200328_000000432066_00372_31488_1708.N1	08-MAR-2008 20:03:28	Dark	42.500	141	Bet Ara	2.8400	4600.0	85	31488	No
254	GOM_NL__2PRFIN20080308_200721_000000402066_00372_31488_1709.N1	08-MAR-2008 20:07:21	Dark	39.500	134	Bet TrA	2.8100	6600.0	79	31488	No
255	GOM_NL__2PRFIN20080308_201002_000000512066_00372_31488_1710.N1	08-MAR-2008 20:10:02	Dark	50.500	4	Alp1Cen	-0.010000	5800.0	101	31488	No
256	GOM_NL__2PRFIN20080308_201119_000000412066_00372_31488_1711.N1	08-MAR-2008 20:11:19	Dark	40.500	10	Bet Cen	0.61000	28000.	81	31488	No
257	GOM_NL__2PRFIN20080308_201317_000000442066_00372_31488_1712.N1	08-MAR-2008 20:13:17	Dark	43.500	77	Eps Cen	2.3030	28000.	87	31488	No
258	GOM_NL__2PRFIN20080308_201444_000000472066_00372_31488_1713.N1	08-MAR-2008 20:14:44	Dark	47.000	26	Gam Cru	1.6240	2900.0	94	31488	No
259	GOM_NL__2PRFIN20080308_201620_000000412066_00372_31488_1714.N1	08-MAR-2008 20:16:20	Straylight	40.500	64	Gam Cen	2.2000	10600.	81	31488	No
260	GOM_NL__2PRFIN20080308_201815_000000512066_00372_31488_1715.N1	08-MAR-2008 20:18:15	Straylight	51.000	123	lot Cen	2.7500	10200.	102	31488	No
261	GOM_NL__2PRFIN20080308_202522_000000562066_00372_31488_1716.N1	08-MAR-2008 20:25:22	Straylight	56.000	171	2Eps Crv	3.0010	4250.0	112	31488	No
262	GOM_NL__2PRFIN20080308_203652_000000392066_00372_31488_1717.N1	08-MAR-2008 20:36:52	Bright	39.000	22	32Alp Leo	1.3600	15200.	78	31488	No
263	GOM_NL__2PRFIN20080308_203915_000000402066_00372_31488_1718.N1	08-MAR-2008 20:39:15	Bright	39.500	51	41Gam1Leo	2.0100	4500.0	79	31488	No
264	GOM_NL__2PRFIN20080308_204732_000000422066_00372_31488_1719.N1	08-MAR-2008 20:47:32	Bright	42.000	174	52Psi UMa	3.0040	4400.0	84	31488	No
265	GOM_NL__2PRFIN20080308_205034_000000392066_00372_31488_1720.N1	08-MAR-2008 20:50:34	Bright	38.500	82	48Bet UMa	2.3650	10600.	77	31488	No
266	GOM_NL__2PRFIN20080308_205200_000000412066_00372_31488_1721.N1	08-MAR-2008 20:52:00	Bright	40.500	36	50Alp UMa	1.8000	6300.0	81	31488	No
267	GOM_NL__2PRFIN20080308_205912_000000422066_00372_31488_1722.N1	08-MAR-2008 20:59:12	Bright	42.000	60	7Bet UMi	2.0810	3950.0	84	31488	No
268	GOM_NL__2PRFIN20080308_210909_000000482066_00372_31488_1723.N1	08-MAR-2008 21:09:09	Bright	47.500	69	33Gam Dra	2.2310	3800.0	95	31488	No
269	GOM_NL__2PRFIN20080308_211158_000000382066_00372_31488_1724.N1	08-MAR-2008 21:11:58	Bright	37.500	144	18Del Cyg	2.8600	11000.	75	31488	No
270	GOM_NL__2PRFIN20080308_211316_000000372066_00372_31488_1725.N1	08-MAR-2008 21:13:16	Bright	36.500	66	37Gam Cyg	2.2080	5900.0	73	31488	No
271	GOM_NL__2PRFIN20080308_212222_000000482066_00372_31488_1726.N1	08-MAR-2008 21:22:22	Tw_i_and_stray	47.500	168	17Zet Aql	2.9860	11000.	95	31488	No
272	GOM_NL__2PRFIN20080308_213228_000000462066_00372_31488_1727.N1	08-MAR-2008 21:32:28	Dark	45.500	155	41Pi Sgr	2.9000	6600.0	91	31488	No
273	GOM_NL__2PRFIN20080308_213424_000000412066_00372_31488_1728.N1	08-MAR-2008 21:34:24	Dark	41.000	57	34Sig Sgr	2.0660	26000.	82	31488	No
274	GOM_NL__2PRFIN20080308_213743_000000482066_00372_31488_1729.N1	08-MAR-2008 21:37:43	Dark	47.500	38	20Eps Sgr	1.8360	11000.	95	31488	No
275	GOM_NL__2PRFIN20080308_214048_000000462066_00372_31488_1730.N1	08-MAR-2008 21:40:48	Dark	46.000	85	Kap Sco	2.4070	28000.	92	31488	No
276	GOM_NL__2PRFIN20080308_214404_000000412066_00373_31489_1720.N1	08-MAR-2008 21:44:04	Dark	40.500	141	Bet Ara	2.8400	4600.0	81	31489	No
277	GOM_NL__2PRFIN20080308_214757_000000392066_00373_31489_1721.N1	08-MAR-2008 21:47:57	Dark	39.000	134	Bet TrA	2.8100	6600.0	78	31489	No
278	GOM_NL__2PRFIN20080308_215039_000000442066_00373_31489_1722.N1	08-MAR-2008 21:50:39	Dark	44.000	4	Alp1Cen	-0.010000	5800.0	88	31489	No

279	GOM_NL__2PRFIN20080308_215155_000000402066_00373_31489_1723.N1	08-MAR-2008 21:51:55	Dark	40.000	10	Bet Cen	0.61000	28000.	80	31489	No
280	GOM_NL__2PRFIN20080308_215353_000000432066_00373_31489_1724.N1	08-MAR-2008 21:53:53	Dark	42.500	77	Eps Cen	2.3030	28000.	85	31489	No
281	GOM_NL__2PRFIN20080308_215520_000000522066_00373_31489_1725.N1	08-MAR-2008 21:55:20	Dark	52.000	26	Gam Cru	1.6240	2900.0	104	31489	No
282	GOM_NL__2PRFIN20080308_215656_000000442066_00373_31489_1726.N1	08-MAR-2008 21:56:56	Straylight	44.000	64	Gam Cen	2.2000	10600.	88	31489	No
283	GOM_NL__2PRFIN20080308_215852_000000542066_00373_31489_1727.N1	08-MAR-2008 21:58:52	Straylight	53.500	123	lot Cen	2.7500	10200.	107	31489	No
284	GOM_NL__2PRFIN20080308_220558_000000572066_00373_31489_1728.N1	08-MAR-2008 22:05:58	Straylight	56.500	171	2Eps Crv	3.0010	4250.0	113	31489	No
285	GOM_NL__2PRFIN20080308_221727_000000382066_00373_31489_1729.N1	08-MAR-2008 22:17:27	Bright	38.000	22	32Alp Leo	1.3600	15200.	76	31489	No
286	GOM_NL__2PRFIN20080308_221951_000000392066_00373_31489_1730.N1	08-MAR-2008 22:19:51	Bright	39.000	51	41Gam1Leo	2.0100	4500.0	78	31489	No
287	GOM_NL__2PRFIN20080308_222808_000000402066_00373_31489_1731.N1	08-MAR-2008 22:28:08	Bright	39.500	174	52Psi UMa	3.0040	4400.0	79	31489	No
288	GOM_NL__2PRFIN20080308_223109_000000382066_00373_31489_1732.N1	08-MAR-2008 22:31:09	Bright	38.000	82	48Bet UMa	2.3650	10600.	76	31489	No
289	GOM_NL__2PRFIN20080308_223236_000000402066_00373_31489_1733.N1	08-MAR-2008 22:32:36	Bright	39.500	36	50Alp UMa	1.8000	6300.0	79	31489	No
290	GOM_NL__2PRFIN20080308_223948_000000382066_00373_31489_1734.N1	08-MAR-2008 22:39:48	Bright	37.500	60	7Bet UMi	2.0810	3950.0	75	31489	No
291	GOM_NL__2PRFIN20080308_224944_000000482066_00373_31489_1735.N1	08-MAR-2008 22:49:44	Bright	47.500	69	33Gam Dra	2.2310	3800.0	95	31489	No
292	GOM_NL__2PRFIN20080308_225233_000000362066_00373_31489_1736.N1	08-MAR-2008 22:52:33	Bright	36.000	144	18Del Cyg	2.8600	11000.	72	31489	No
293	GOM_NL__2PRFIN20080308_225352_000000342066_00373_31489_1737.N1	08-MAR-2008 22:53:52	Bright	34.000	66	37Gam Cyg	2.2080	5900.0	68	31489	No
294	GOM_NL__2PRFIN20080308_230258_000000472066_00373_31489_1738.N1	08-MAR-2008 23:02:58	Twl_and_stray	46.500	168	17Zet Aql	2.9860	11000.	93	31489	No
295	GOM_NL__2PRFIN20080308_231305_000000432066_00373_31489_1739.N1	08-MAR-2008 23:13:05	Dark	43.000	155	41Pi Sgr	2.9000	6600.0	86	31489	No
296	GOM_NL__2PRFIN20080308_231501_000000432066_00373_31489_1740.N1	08-MAR-2008 23:15:01	Dark	43.000	57	34Sig Sgr	2.0660	26000.	86	31489	No
297	GOM_NL__2PRFIN20080308_231819_000000442066_00373_31489_1741.N1	08-MAR-2008 23:18:19	Dark	43.500	38	20Eps Sgr	1.8360	11000.	87	31489	No
298	GOM_NL__2PRFIN20080308_232124_000000452066_00373_31489_1742.N1	08-MAR-2008 23:21:24	Dark	44.500	85	Kap Sco	2.4070	28000.	89	31489	No
299	GOM_NL__2PRFIN20080308_232441_000000412066_00374_31490_1741.N1	08-MAR-2008 23:24:41	Dark	40.500	141	Bet Ara	2.8400	4600.0	81	31490	No
300	GOM_NL__2PRFIN20080308_232833_000000392066_00374_31490_1742.N1	08-MAR-2008 23:28:33	Dark	38.500	134	Bet TrA	2.8100	6600.0	77	31490	No
301	GOM_NL__2PRFIN20080308_233115_000000442066_00374_31490_1743.N1	08-MAR-2008 23:31:15	Dark	44.000	4	Alp1Cen	-0.010000	5800.0	88	31490	No
302	GOM_NL__2PRFIN20080308_233232_000000482066_00374_31490_1744.N1	08-MAR-2008 23:32:32	Dark	48.000	10	Bet Cen	0.61000	28000.	96	31490	No
303	GOM_NL__2PRFIN20080308_233430_000000422066_00374_31490_1745.N1	08-MAR-2008 23:34:30	Dark	41.500	77	Eps Cen	2.3030	28000.	83	31490	No
304	GOM_NL__2PRFIN20080308_233556_000000532066_00374_31490_1746.N1	08-MAR-2008 23:35:56	Dark	52.500	26	Gam Cru	1.6240	2900.0	105	31490	No
305	GOM_NL__2PRFIN20080308_233732_000000442066_00374_31490_1747.N1	08-MAR-2008 23:37:32	Straylight	43.500	64	Gam Cen	2.2000	10600.	87	31490	No
306	GOM_NL__2PRFIN20080308_233928_000000522066_00374_31490_1748.N1	08-MAR-2008 23:39:28	Straylight	51.500	123	lot Cen	2.7500	10200.	103	31490	No
307	GOM_NL__2PRFIN20080308_234635_000000562066_00374_31490_1749.N1	08-MAR-2008 23:46:35	Straylight	56.000	171	2Eps Crv	3.0010	4250.0	112	31490	No
308	GOM_NL__2PRFIN20080308_235803_000000402066_00374_31490_1750.N1	08-MAR-2008 23:58:03	Bright	40.000	22	32Alp Leo	1.3600	15200.	80	31490	No

3. Quality information per product

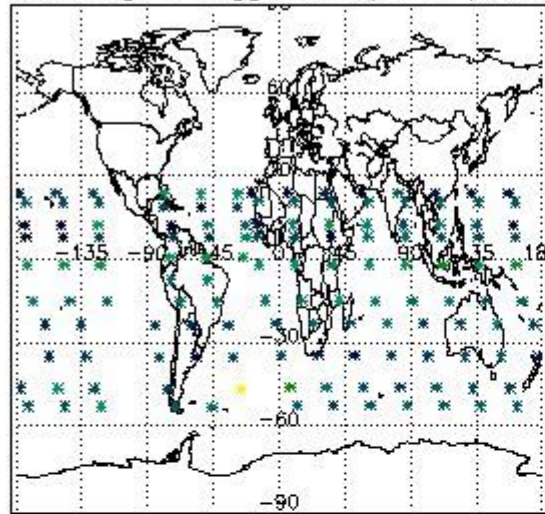
In this section it is plotted some information contained in the Quality Summary data set of the level 2 products. Only products in dark limb conditions and without errors (error flag in the MPH set to "0") are used.

3.1 Plot quality information per product (time dependant)

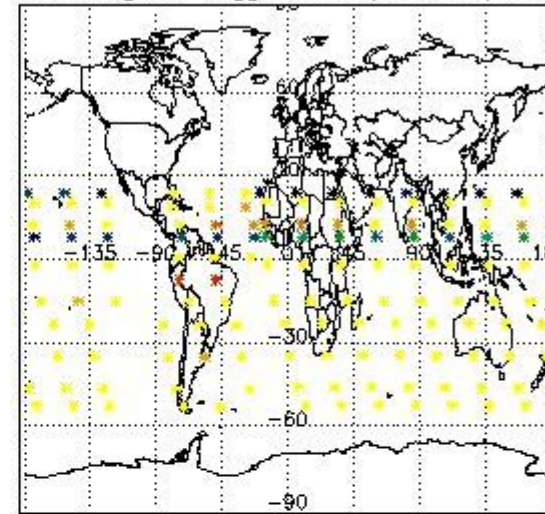


3.2 Plot quality information per product (world map)

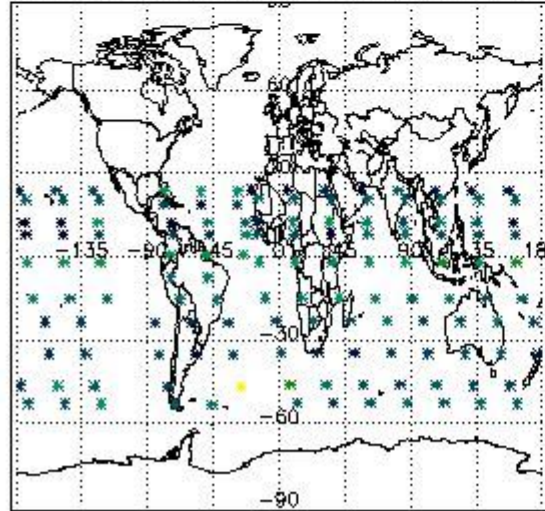
Percentage of flagged data per O3 profile



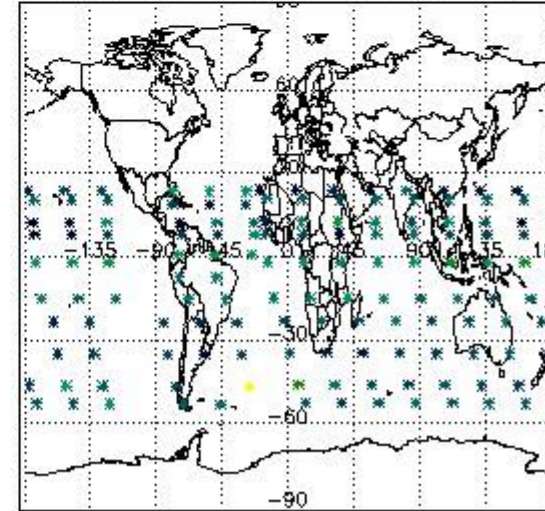
Percentage of flagged data per H2O profile



Percentage of flagged data per NO2 profile



Percentage of flagged data per NO3 profile

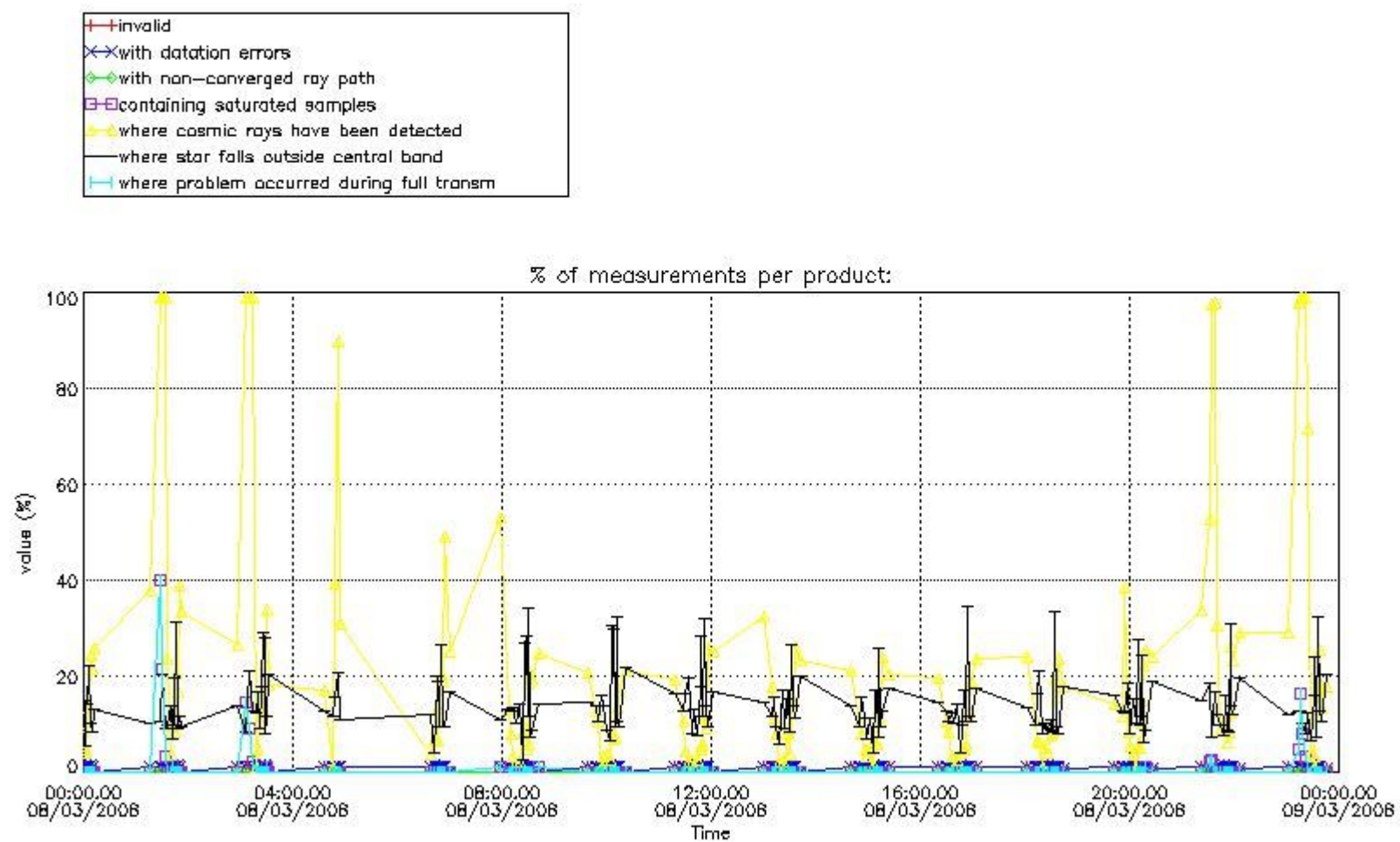


4. Level 1 quality information per product

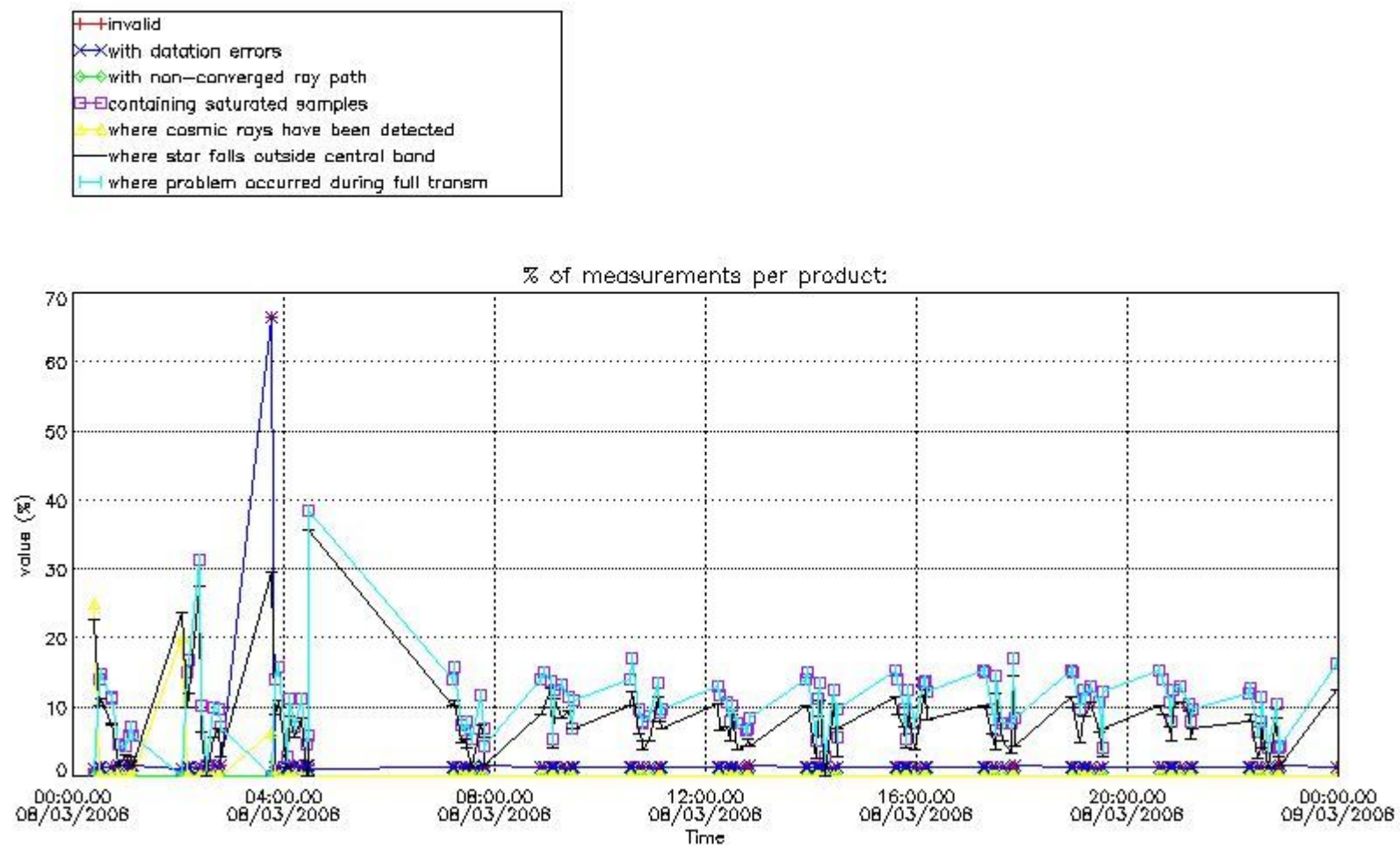
In this section it is plotted some information contained in the Quality Summary data set of the level 2 products that comes from the level 1b processing. Products without errors (error flag in the MPH set to "0") are used.

4.1 Plot quality information per product (time dependant) coming from level 1b processing

4.1.1 Plot level 1 quality information per product (time dependant): ENVISAT ASCENDING passes



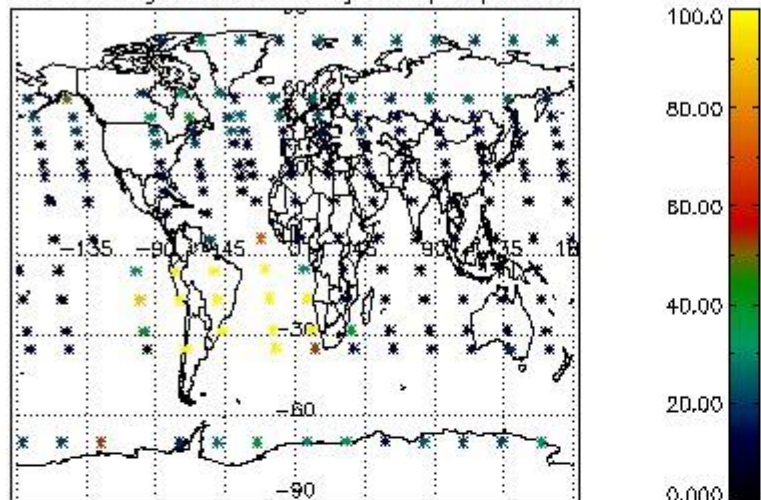
4.1.2 Plot level 1 quality information per product (time dependant): ENVI SAT DESCENDING passes



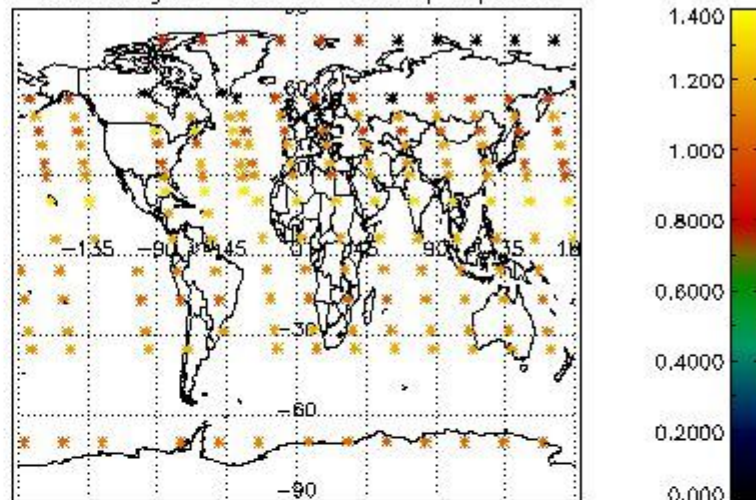
4.2 Plot quality information per product coming from level 1b processing (world map)

4.2.1 Plot level 1 quality information per product (world map): ENVISAT ASCENDING passes

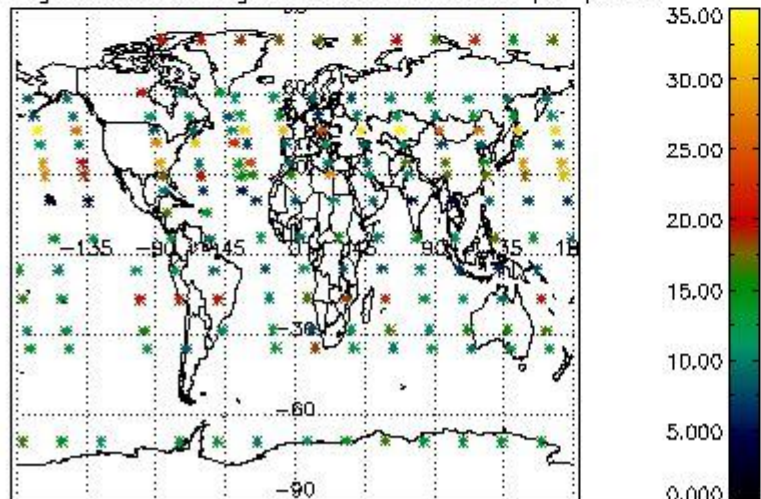
Percentage of cosmic ray hits per profile



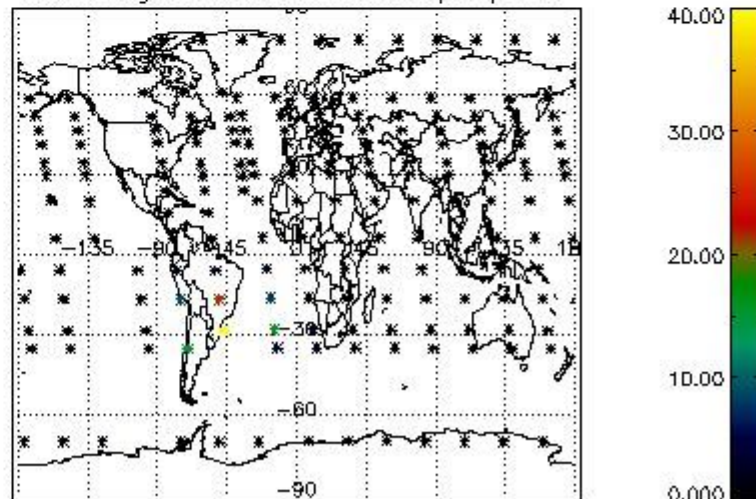
Percentage of datation errors per profile



Percentage of star falling outside central band per profile

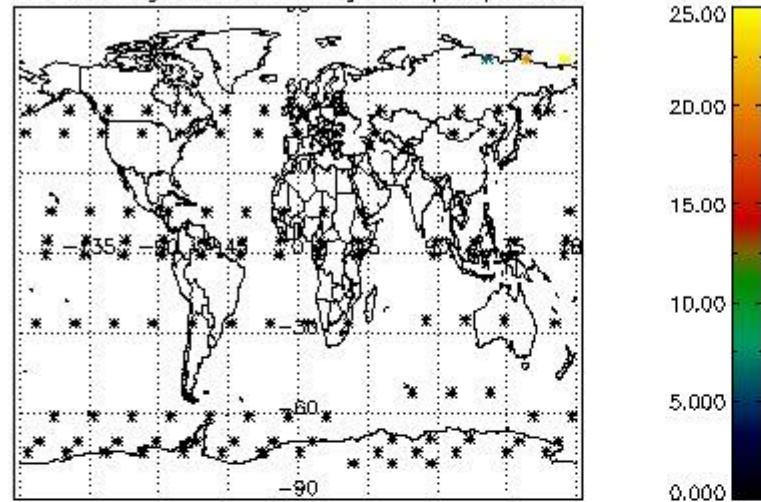


Percentage of saturation errors per profile

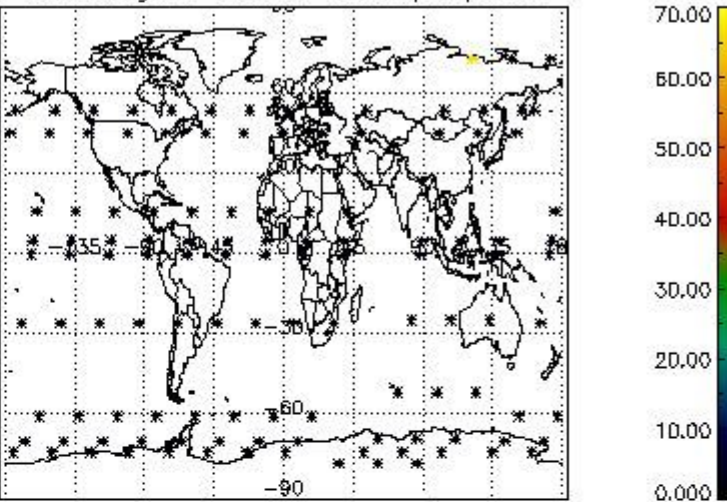


4.2.2 Plot level 1 quality information per product (world map): ENVISAT DESCENDING passes

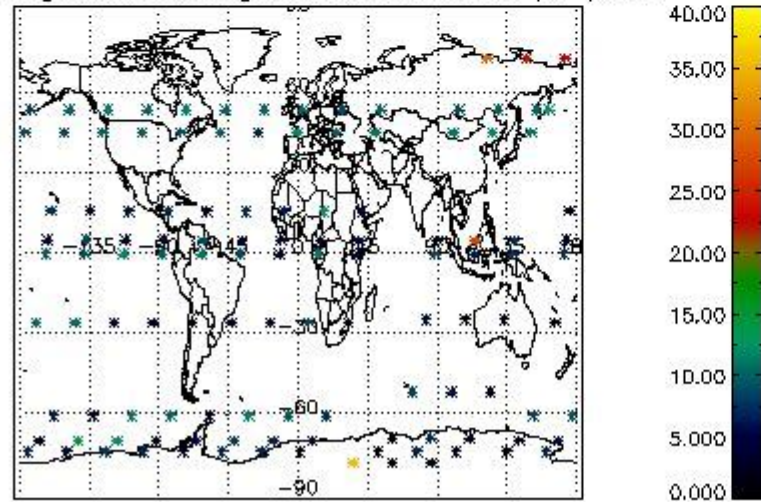
Percentage of cosmic ray hits per profile



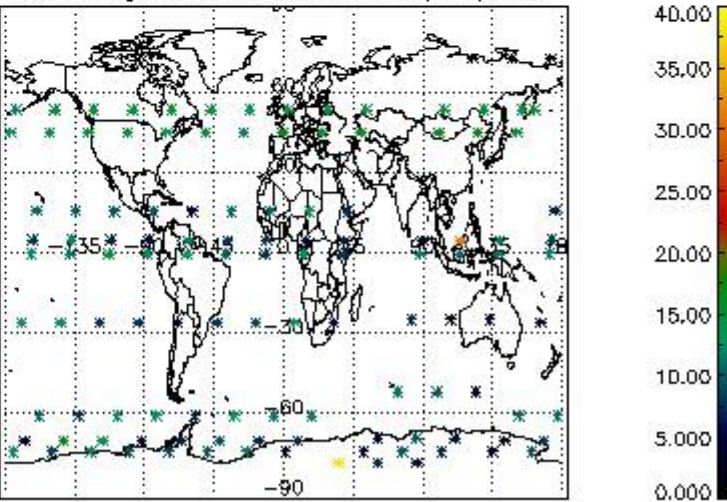
Percentage of datation errors per profile



Percentage of star falling outside central band per profile



Percentage of saturation errors per profile



5. Trace gas profiles

5.1 Ozone statistics based on quality of products

The final quality of the products can be "measured" using the STD (Standard Deviation) attached to every point profile. This information is written to the parameter GOM_NL__2P/NL_LOCAL_SPECIES_DENSITY/o3_std of the level 2 products. The table below shows the statistics for given STD ranges.

The statistics are given with respect to the overall valid production:

- Products without fatal errors: GOM_NL__2P/MPH/PRODUCT_ERR=0
- Valid point profile: GOM_NL__2P/NL_LOCAL_SPECIES_DENSITY/pcd(0)=0

The 'Criteria' is applied to valid points of dark limb products:

- Products in dark limb illumination condition: GOM_NL__2P/NL_SUMMARY_QUALITY/obs_ill_cond=0
- Products without fatal errors: GOM_NL__2P/MPH/PRODUCT_ERR=0
- Valid point profile: GOM_NL__2P/NL_LOCAL_SPECIES_DENSITY/pcd(0)=0

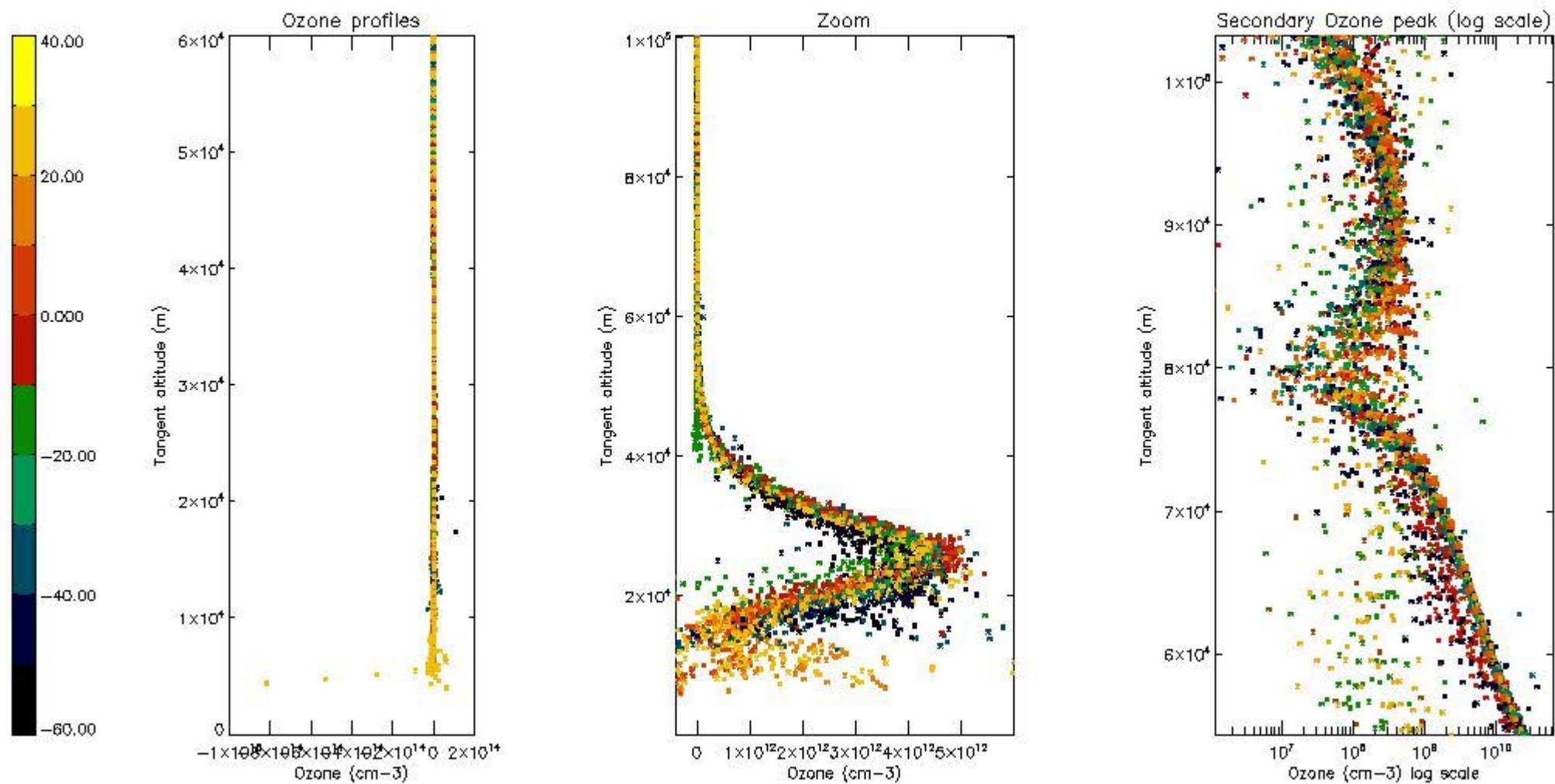
So, the table below shows the percentage of dark limb and valid observations for each criteria with respect to the overall valid daily observations.

Criteria	% of total production
All STD	46
STD < 20	25

STD < 10	18
STD < 5	13

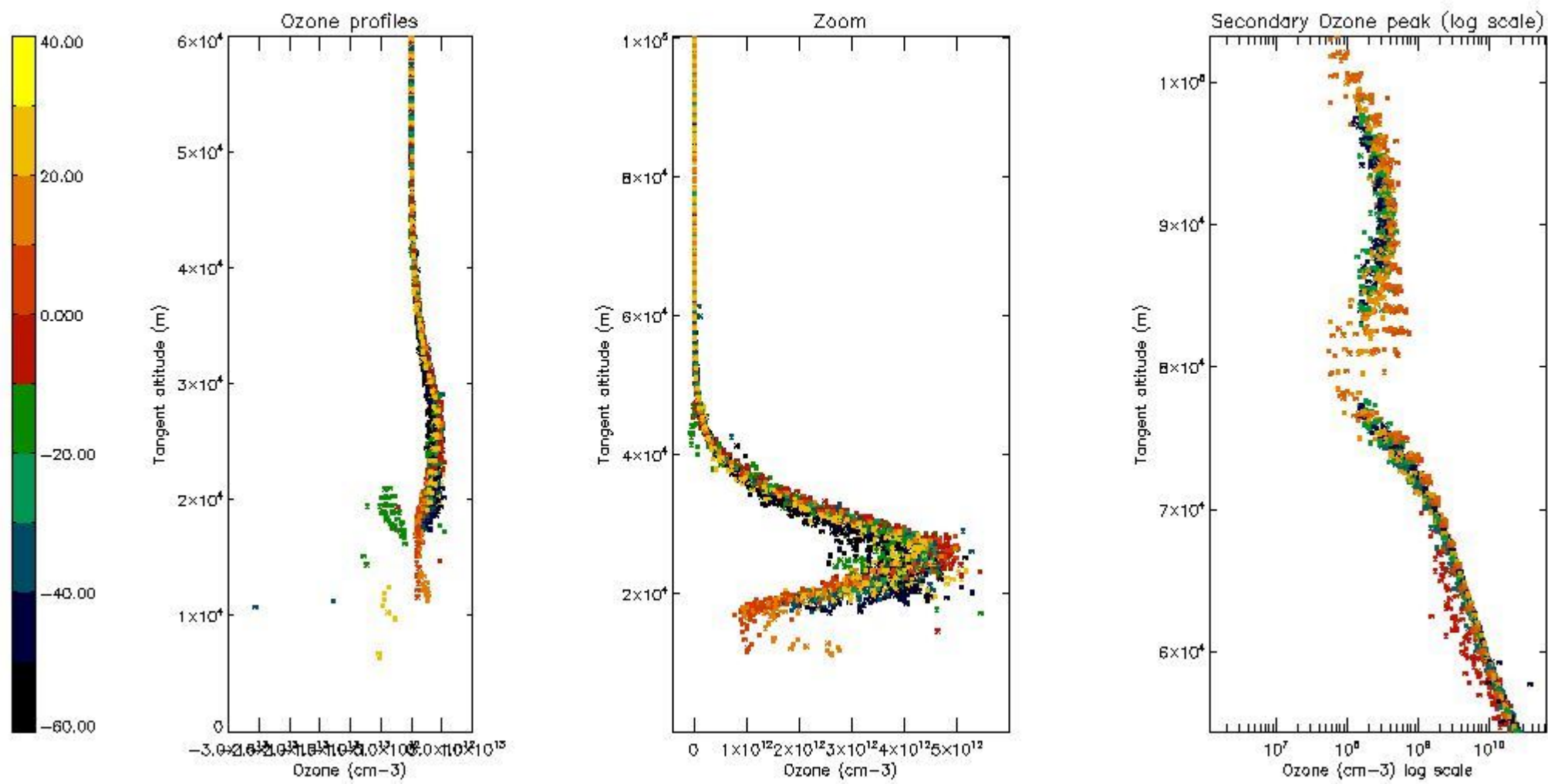
5.2 Plot ozone profiles for all STD (dark without errors)

The colorbar represents the latitude.



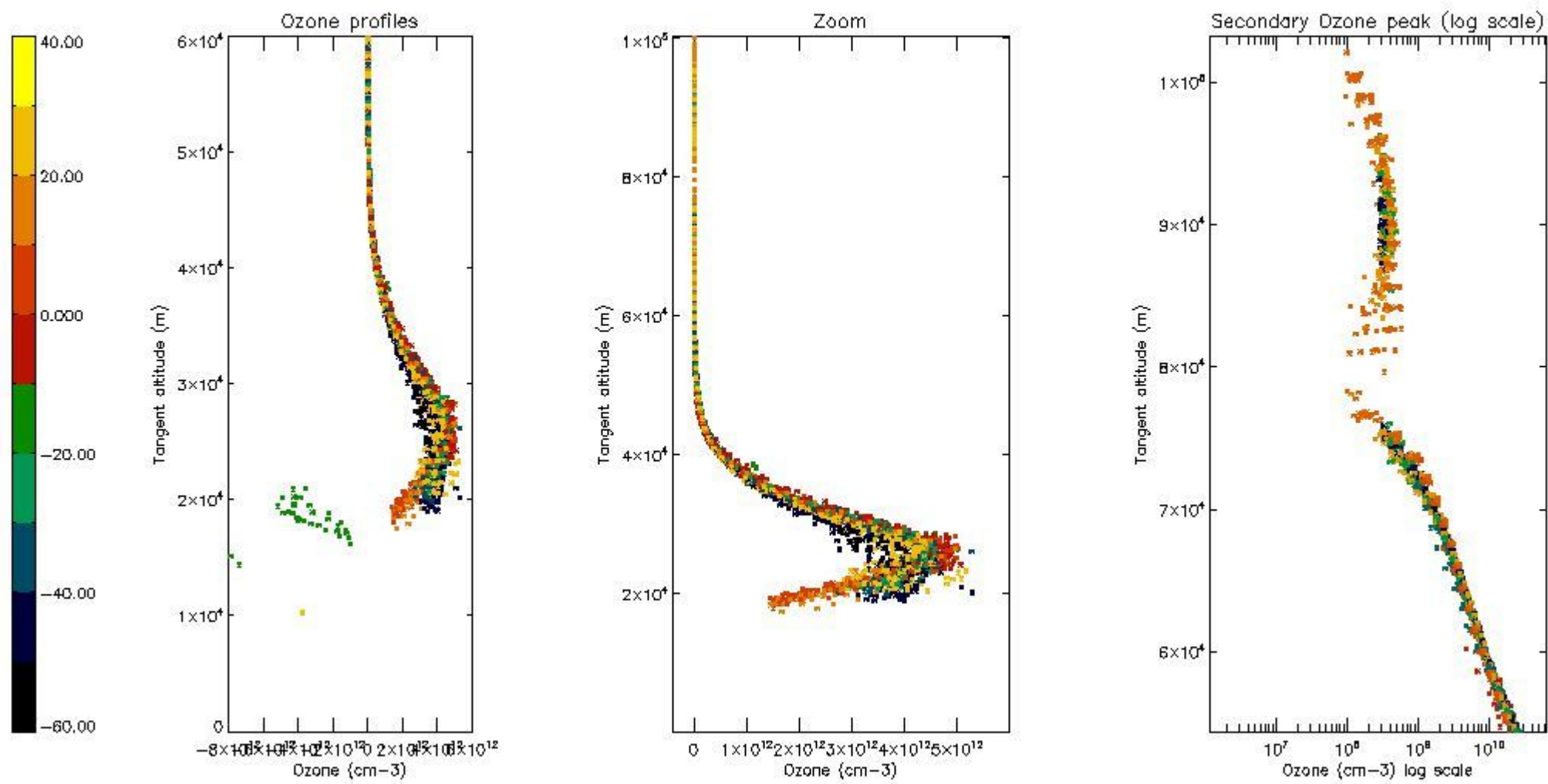
5.3 Plot ozone profiles where STD < 20% (dark without errors)

The colorbar represents the latitude.



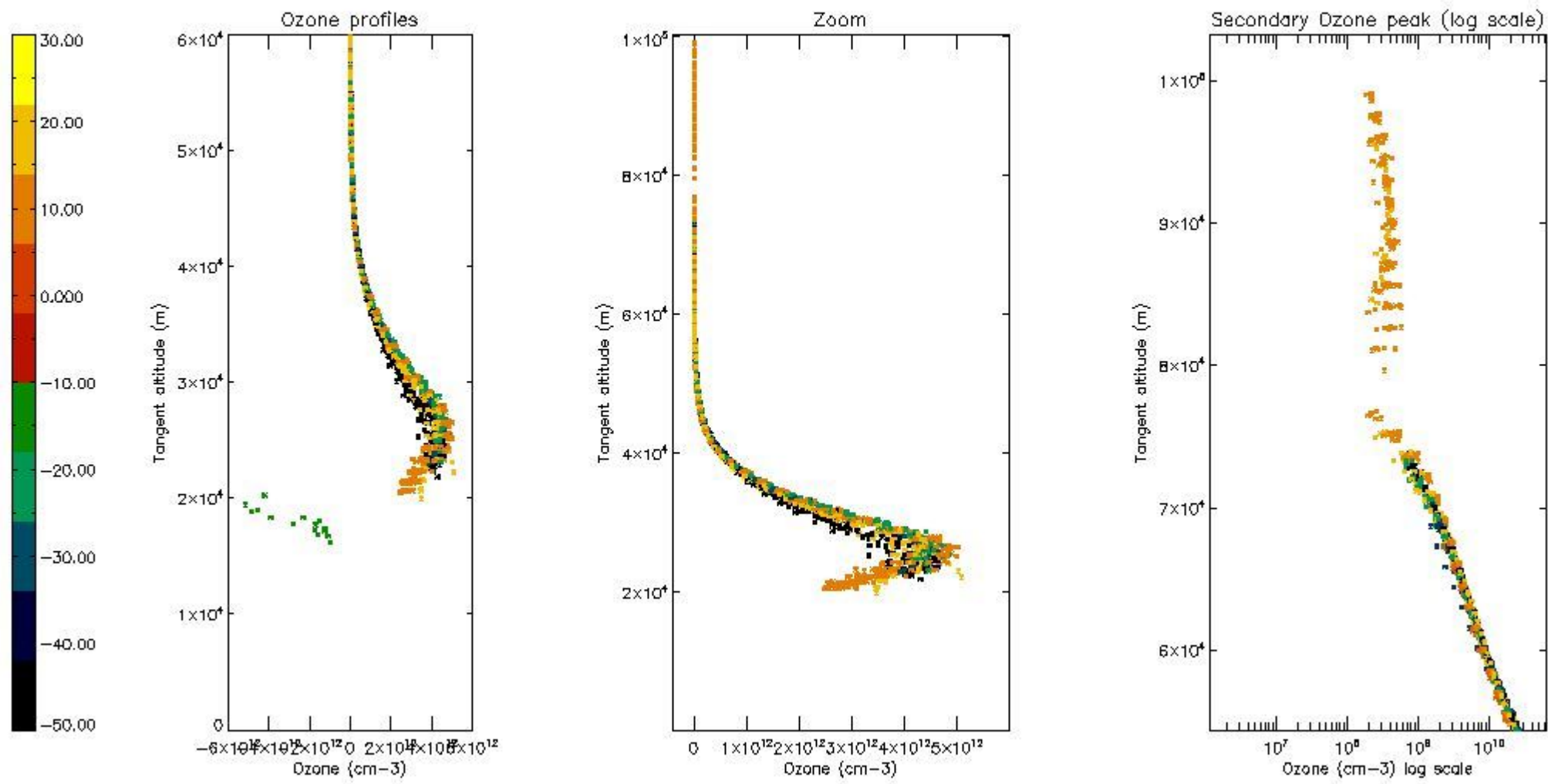
5.4 Plot ozone profiles where STD < 10% (dark without errors)

The colorbar represents the latitude.



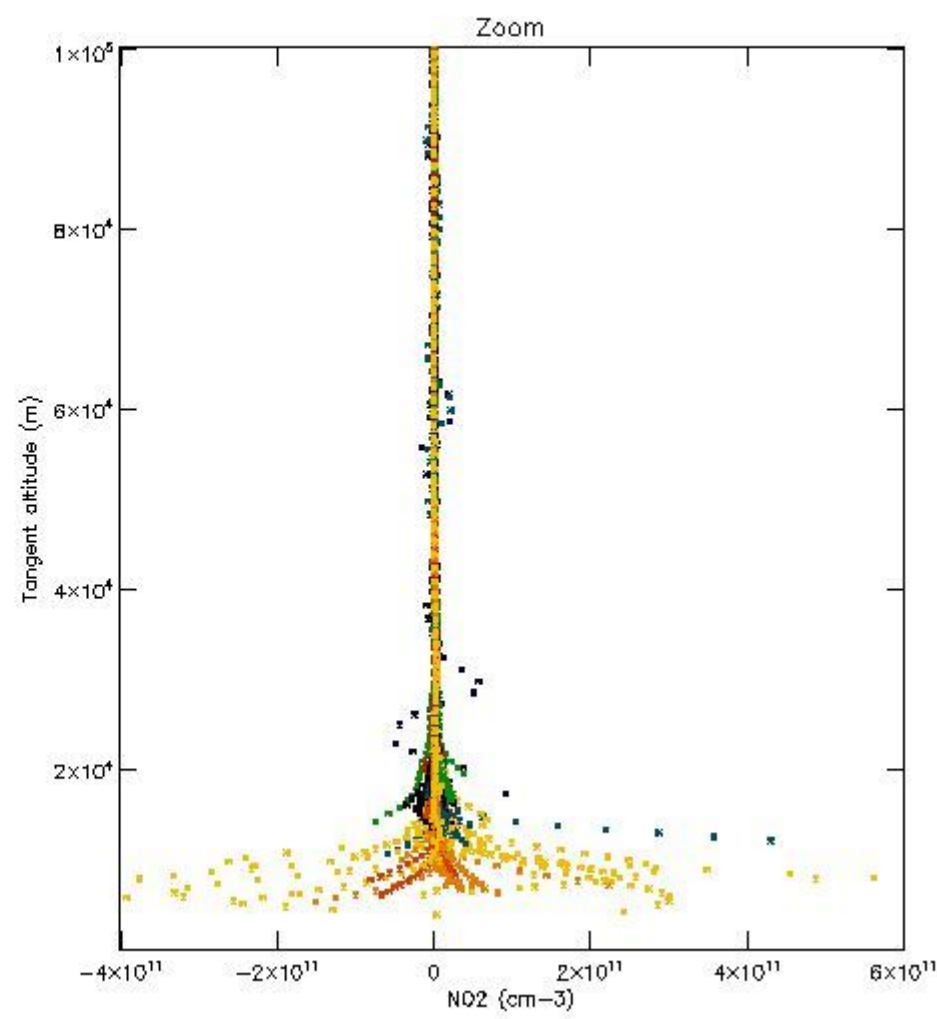
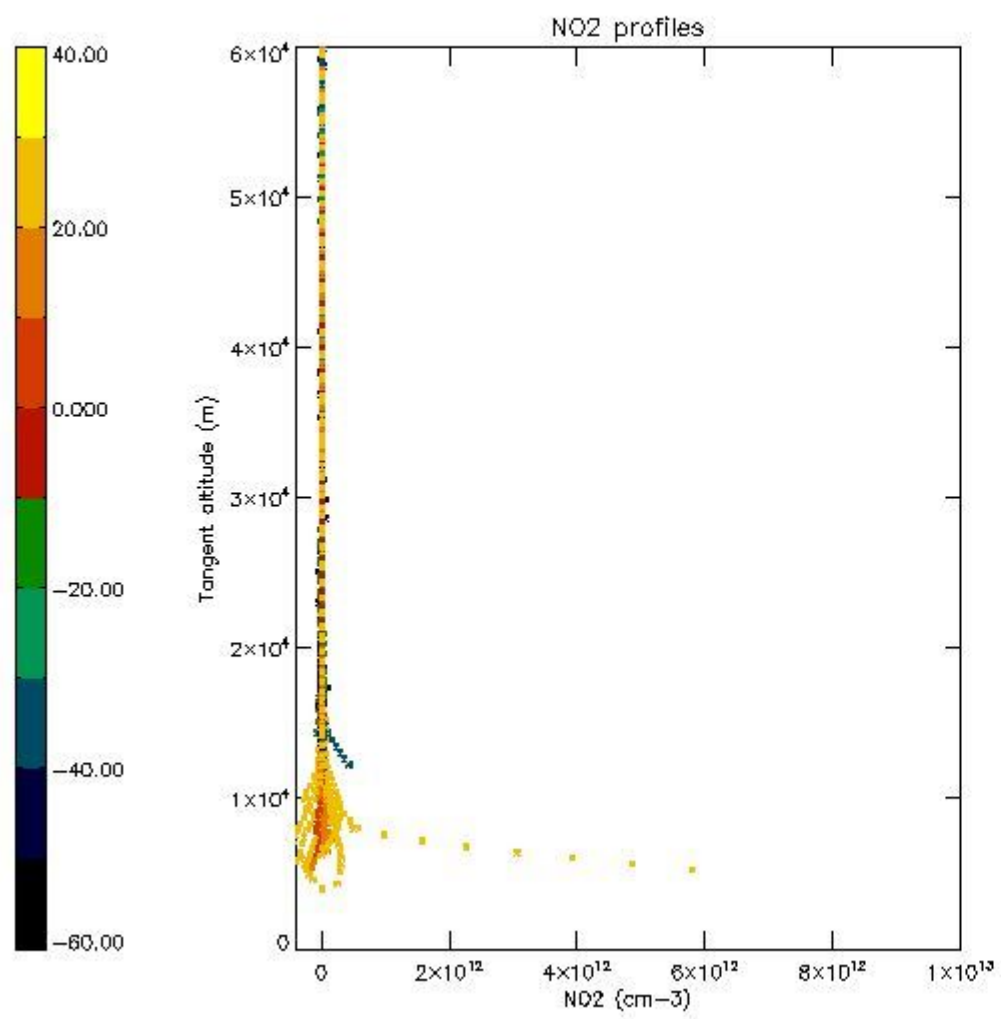
5.5 Plot ozone profiles where STD < 5% (dark without errors)

The colorbar represents the latitude.



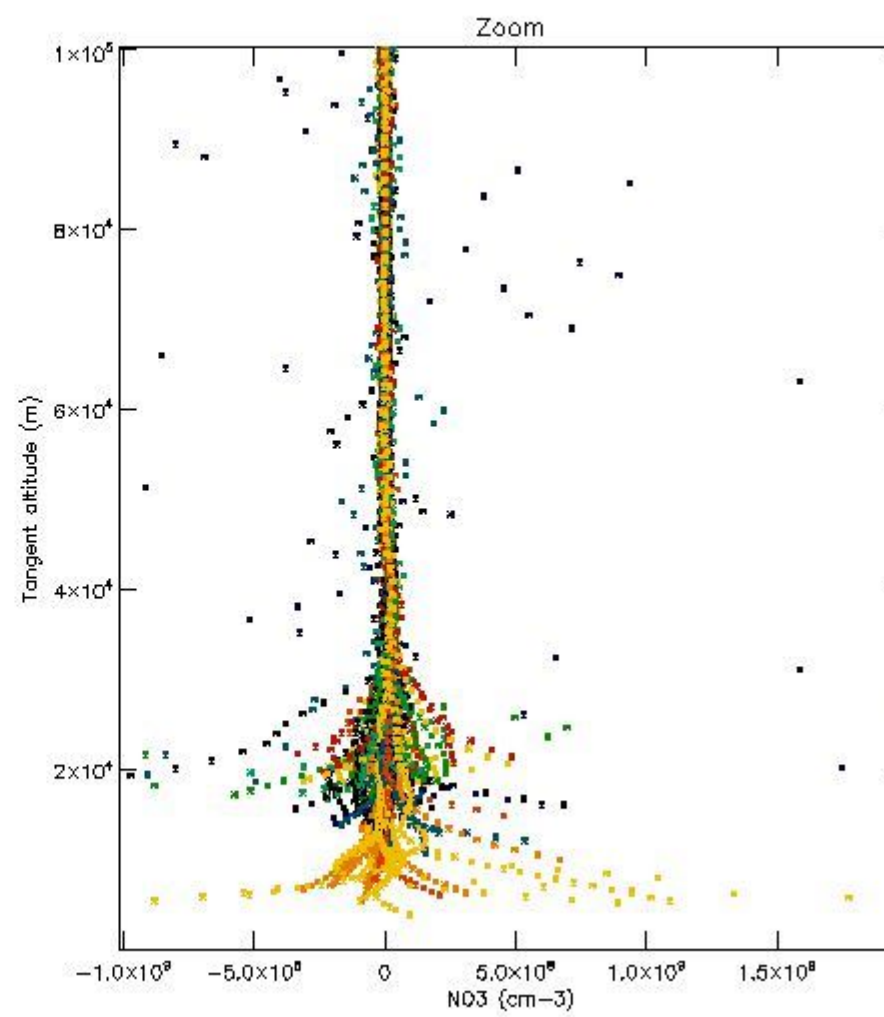
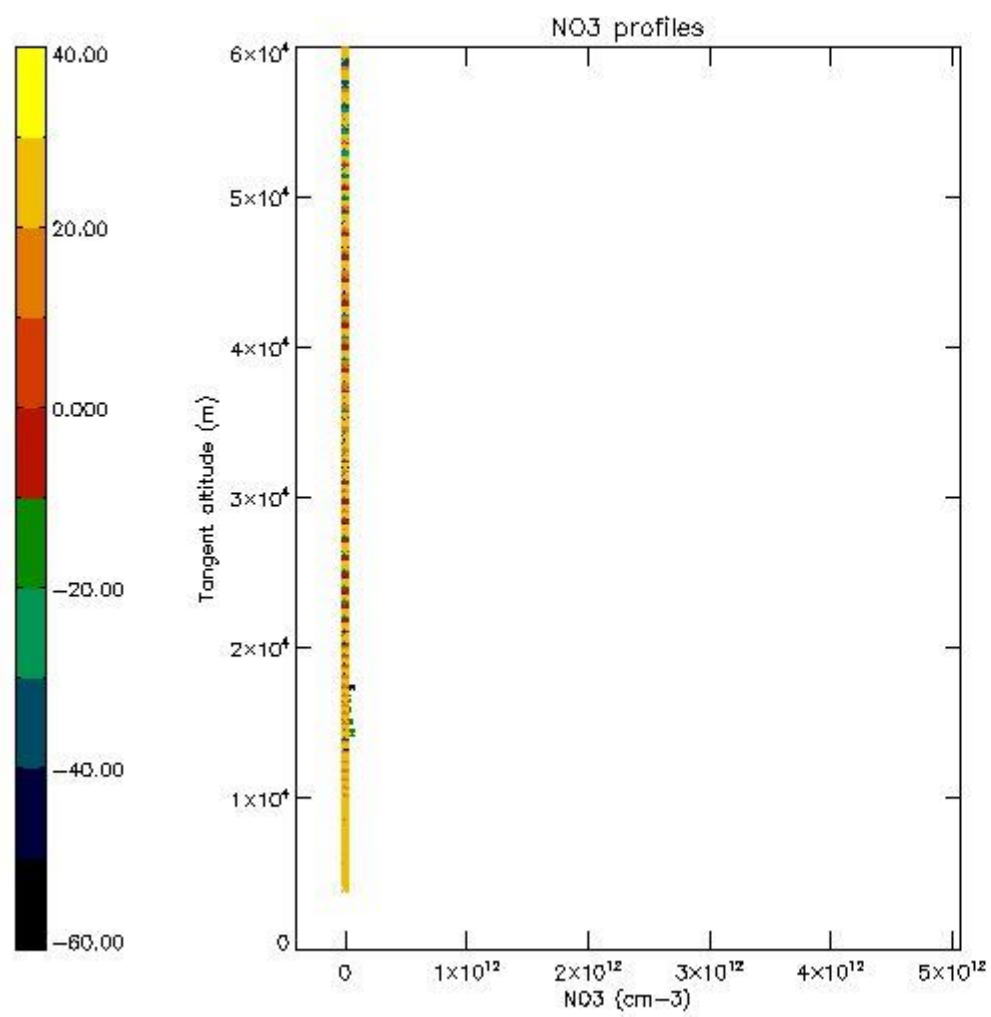
5.6 Plot NO₂ profiles for all STD (dark without errors)

The colorbar represents the latitude.



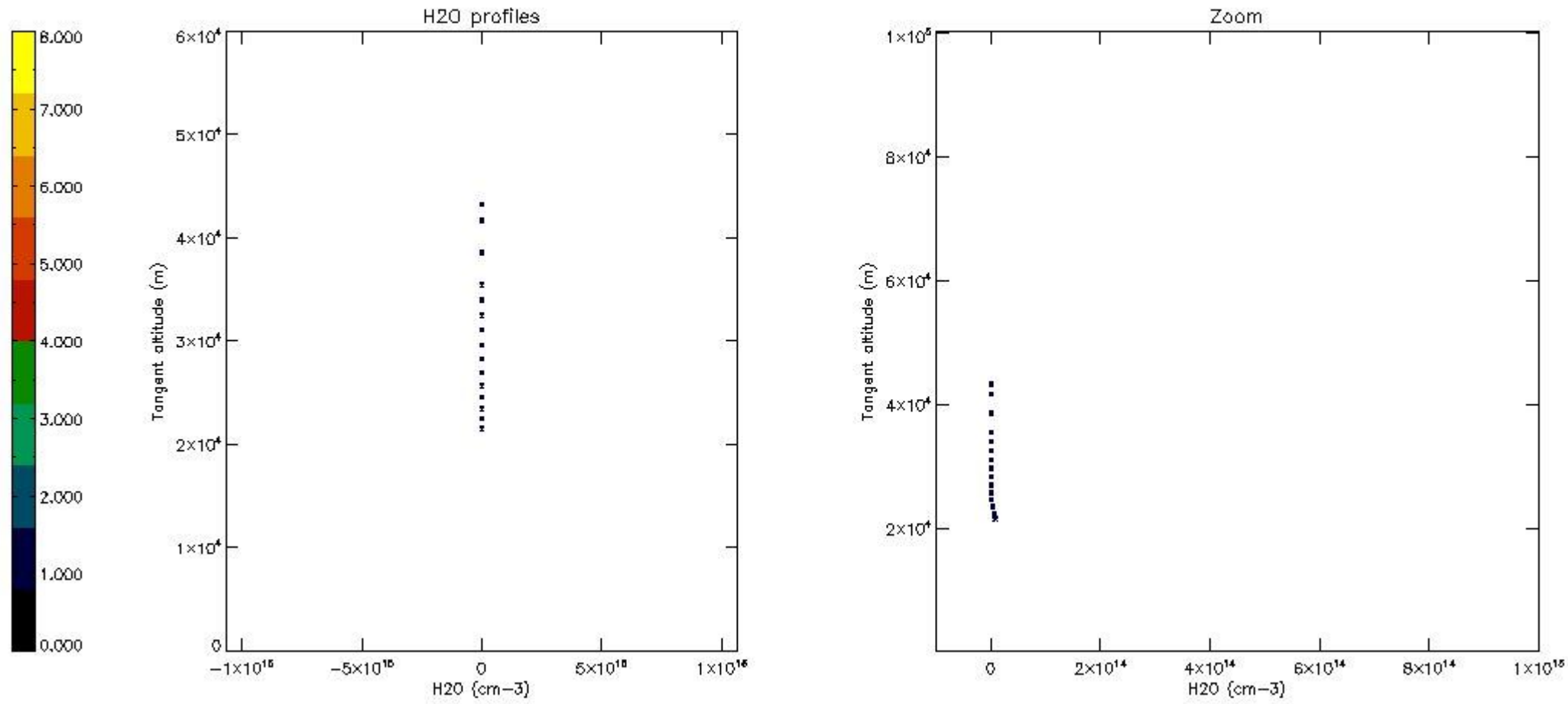
5.7 Plot NO3 profiles for all STD (dark without errors)

The colorbar represents the latitude.



5.8 Plot H2O profiles for all STD (only for occultations of stars 1,2,3,4,13,14,16,26,63 dark without errors)

The colorbar represents the latitude.



6. Auxiliary Data Files used for the production reported in section 2

The number reported in the third column indicates since which file (see list in section 2) the corresponding auxiliary file has been used. The fourth column is the date of those product files.

Type	Auxiliary Filename	Used since product	Used since product date
INST_PHYS_CHARACTERISTICS	GOM_INS_AXVIEC20091111_143220_20030716_120000_20500101_000000	1	08-MAR-2008 00:01:09
LEVEL-2_PROC_CONFIG	GOM_PR2_AXVIEC20091111_152718_20020301_000000_20500101_000000	1	08-MAR-2008 00:01:09
CROSS_SECTIONS_FILE	GOM_CRS_AXVIEC20091111_154832_20020301_000000_20500101_000000	1	08-MAR-2008 00:01:09

GOMOS Level 2 Daily Report

SUMMARY

[1. General Info](#)

[2. Summary of processed GOM_NL_2P products](#)

[3. Level 2 Quality information per product](#)

[3.1 Plot of level 2 quality information per product \(time dependant\)](#)

[3.2 Plot of level 2 quality information per product \(world map\)](#)

[4. Level 1 Quality information per product \(stored on level 2 products\)](#)

[4.1 Plot of level 1 quality information per product \(time dependant\)](#)

[4.1.1 Plot of level 1 quality information per product \(time dependant\): ASCENDING](#)

[4.1.2 Plot of level 1 quality information per product \(time dependant\): DESCENDING](#)

[4.2 Plot of level 1 quality information per product \(world map\)](#)

[4.2.1 Plot of level 1 quality information per product \(world map\): ASCENDING](#)

[4.2.2 Plot of level 1 quality information per product \(world map\): DESCENDING](#)

[5. Ozone profiles based on quality statistics and other trace gas profiles](#)

[5.1 Ozone statistics based on quality of products](#)

[5.2 Plot ozone profiles for all STD \(dark without errors\)](#)

[5.3 Plot ozone profiles where STD < 20% \(dark without errors\)](#)

[5.4. Plot ozone profiles where STD < 10% \(dark without errors\)](#)

[5.5. Plot ozone profiles where STD < 5% \(dark without errors\)](#)

[5.6 Plot NO2 profiles for all STD \(dark without errors\)](#)

[5.7 Plot NO3 profiles for all STD \(dark without errors\)](#)

[5.8 Plot H2O profiles \(only for occultations of stars 1,2,3,4,13,14,16,26,63 dark without errors\) for all STD](#)

[6. Auxiliary Data Files used for the production reported in section 2](#)

This report presents the daily analysis on parameters extracted from GOMOS level 2 data (GOM_NL__2P). It is intended to monitor some important parameters that will impact the quality of these products. A list of level 2 products (and content) that have arrived during the reporting day to the PCF is also given.

Item	Value
Time of report generation	25APR2013 11:24:47
Data source version	GOMOS/6.01
Start time of products	08-03-2008 (08MAR2008 00:00:00)
Stop time of products	09-03-2008 (09MAR2008 00:00:00)
Store outputs in DB	Yes
Nb of level 2 prods	308
Nb of prods with errors	0

2. Summary of processed GOM_NL__2P products.

Nr	Filename	UTC Start time	Limb	Duration	Star Id	Star Name	Star Mag	Star Temp	Nb Meas	Orbit	Prod. error
1	GOM_NL__2PRFIN20080308_000109_000000372066_00360_31476_1474.N1	08-MAR-2008 00:01:09	Dark	37.000	145	Gam TrA	2.8720	10600.	74	31476	No
2	GOM_NL__2PRFIN20080308_000244_000000442066_00360_31476_1475.N1	08-MAR-2008 00:02:44	Dark	43.500	4	Alp1Cen	-0.010000	5800.0	87	31476	No
3	GOM_NL__2PRFIN20080308_000401_000000432066_00360_31476_1476.N1	08-MAR-2008 00:04:01	Dark	42.500	10	Bet Cen	0.61000	28000.	85	31476	No
4	GOM_NL__2PRFIN20080308_000617_000000452066_00360_31476_1477.N1	08-MAR-2008 00:06:17	Dark	45.000	12	Alp1Cru	0.77500	30000.	90	31476	No
5	GOM_NL__2PRFIN20080308_000730_000000392066_00360_31476_1478.N1	08-MAR-2008 00:07:30	Dark	39.000	129	Del Cru	2.7930	26000.	78	31476	No
6	GOM_NL__2PRFIN20080308_000902_000000422066_00360_31476_1479.N1	08-MAR-2008 00:09:02	Straylight	42.000	64	Gam Cen	2.2000	10600.	84	31476	No
7	GOM_NL__2PRFIN20080308_001139_000000392066_00360_31476_1480.N1	08-MAR-2008 00:11:39	Straylight	38.500	113	Mu Vel	2.6920	5000.0	77	31476	No
8	GOM_NL__2PRFIN20080308_002355_000000442066_00360_31476_1481.N1	08-MAR-2008 00:23:55	Twilight_stray	44.000	48	30Alp Hya	1.9770	4100.0	88	31476	No
9	GOM_NL__2PRFIN20080308_002941_000000392066_00360_31476_1482.N1	08-MAR-2008 00:29:41	Bright	39.000	22	32Alp Leo	1.3600	15200.	78	31476	No
10	GOM_NL__2PRFIN20080308_003206_000000412066_00360_31476_1483.N1	08-MAR-2008 00:32:06	Bright	40.500	51	41Gam1Leo	2.0100	4500.0	81	31476	No
11	GOM_NL__2PRFIN20080308_004327_000000402066_00360_31476_1484.N1	08-MAR-2008 00:43:27	Bright	40.000	82	48Bet UMa	2.3650	10600.	80	31476	No
12	GOM_NL__2PRFIN20080308_004453_000000402066_00360_31476_1485.N1	08-MAR-2008 00:44:53	Bright	39.500	36	50Alp UMa	1.8000	6300.0	79	31476	No
13	GOM_NL__2PRFIN20080308_005144_000000342066_00360_31476_1486.N1	08-MAR-2008 00:51:44	Bright	33.500	49	1Alp UMi	1.9900	6300.0	67	31476	No
14	GOM_NL__2PRFIN20080308_005924_000000342066_00360_31476_1487.N1	08-MAR-2008 00:59:24	Bright	34.000	89	5Alp Cep	2.4510	8000.0	68	31476	No
15	GOM_NL__2PRFIN20080308_010430_000000342066_00360_31476_1488.N1	08-MAR-2008 01:04:30	Bright	34.000	19	50Alp Cyg	1.2460	10500.	68	31476	No
16	GOM_NL__2PRFIN20080308_010604_000000352066_00360_31476_1489.N1	08-MAR-2008 01:06:04	Bright	35.000	66	37Gam Cyg	2.2080	5900.0	70	31476	No
17	GOM_NL__2PRFIN20080308_010741_000000342066_00360_31476_1490.N1	08-MAR-2008 01:07:41	Bright	33.500	92	53Eps Cyg	2.5000	4500.0	67	31476	No
18	GOM_NL__2PRFIN20080308_011505_000000452066_00360_31476_1491.N1	08-MAR-2008 01:15:05	Bright	45.000	168	17Zet Aql	2.9860	11000.	90	31476	No
19	GOM_NL__2PRFIN20080308_012705_000000432066_00360_31476_1492.N1	08-MAR-2008 01:27:05	Dark	42.500	57	34Sig Sgr	2.0660	26000.	85	31476	No
20	GOM_NL__2PRFIN20080308_013022_000000492066_00360_31476_1493.N1	08-MAR-2008 01:30:22	Dark	49.000	38	20Eps Sgr	1.8360	11000.	98	31476	No
21	GOM_NL__2PRFIN20080308_013325_000000452066_00360_31476_1494.N1	08-MAR-2008 01:33:25	Dark	44.500	85	Kap Sco	2.4070	28000.	89	31476	No
22	GOM_NL__2PRFIN20080308_013646_000000412066_00361_31477_1527.N1	08-MAR-2008 01:36:46	Dark	40.500	141	Bet Ara	2.8400	4600.0	81	31477	No
23	GOM_NL__2PRFIN20080308_013931_000000402066_00361_31477_1528.N1	08-MAR-2008 01:39:31	Dark	40.000	43	Alp TrA	1.9100	4250.0	80	31477	No
24	GOM_NL__2PRFIN20080308_014146_000000372066_00361_31477_1529.N1	08-MAR-2008 01:41:46	Dark	37.000	145	Gam TrA	2.8720	10600.	74	31477	No
25	GOM_NL__2PRFIN20080308_014320_000000462066_00361_31477_1530.N1	08-MAR-2008 01:43:20	Dark	46.000	4	Alp1Cen	-0.010000	5800.0	92	31477	No
26	GOM_NL__2PRFIN20080308_014437_000000412066_00361_31477_1531.N1	08-MAR-2008 01:44:37	Dark	41.000	10	Bet Cen	0.61000	28000.	82	31477	No
27	GOM_NL__2PRFIN20080308_014654_000000512066_00361_31477_1532.N1	08-MAR-2008 01:46:54	Dark	51.000	12	Alp1Cru	0.77500	30000.	102	31477	No
28	GOM_NL__2PRFIN20080308_014806_000000392066_00361_31477_1533.N1	08-MAR-2008 01:48:06	Dark	38.500	129	Del Cru	2.7930	26000.	77	31477	No
29	GOM_NL__2PRFIN20080308_014938_000000442066_00361_31477_1534.N1	08-MAR-2008 01:49:38	Straylight	43.500	64	Gam Cen	2.2000	10600.	87	31477	No
30	GOM_NL__2PRFIN20080308_015215_000000382066_00361_31477_1535.N1	08-MAR-2008 01:52:15	Straylight	37.500	113	Mu Vel	2.6920	5000.0	75	31477	No
31	GOM_NL__2PRFIN20080308_020431_000000452066_00361_31477_1536.N1	08-MAR-2008 02:04:31	Twilight_stray	44.500	48	30Alp Hya	1.9770	4100.0	89	31477	No
32	GOM_NL__2PRFIN20080308_021017_000000402066_00361_31477_1537.N1	08-MAR-2008 02:10:17	Bright	40.000	22	32Alp Leo	1.3600	15200.	80	31477	No
33	GOM_NL__2PRFIN20080308_021242_000000422066_00361_31477_1538.N1	08-MAR-2008 02:12:42	Bright	41.500	51	41Gam1Leo	2.0100	4500.0	83	31477	No
34	GOM_NL__2PRFIN20080308_022403_000000512066_00361_31477_1539.N1	08-MAR-2008 02:24:03	Bright	51.000	82	48Bet UMa	2.3650	10600.	102	31477	No
35	GOM_NL__2PRFIN20080308_022528_000000392066_00361_31477_1540.N1	08-MAR-2008 02:25:28	Bright	39.000	36	50Alp UMa	1.8000	6300.0	78	31477	No
36	GOM_NL__2PRFIN20080308_023220_000000332066_00361_31477_1541.N1	08-MAR-2008 02:32:20	Bright	32.500	49	1Alp UMi	1.9900	6300.0	65	31477	No
37	GOM_NL__2PRFIN20080308_024000_000000352066_00361_31477_1542.N1	08-MAR-2008 02:40:00	Bright	35.000	89	5Alp Cep	2.4510	8000.0	70	31477	No
38	GOM_NL__2PRFIN20080308_024506_000000362066_00361_31477_1543.N1	08-MAR-2008 02:45:06	Bright	36.000	19	50Alp Cyg	1.2460	10500.	72	31477	No
39	GOM_NL__2PRFIN20080308_024640_000000362066_00361_31477_1544.N1	08-MAR-2008 02:46:40	Bright	36.000	66	37Gam Cyg	2.2080	5900.0	72	31477	No
40	GOM_NL__2PRFIN20080308_024817_000000352066_00361_31477_1545.N1	08-MAR-2008 02:48:17	Bright	34.500	92	53Eps Cyg	2.5000	4500.0	69	31477	No
41	GOM_NL__2PRFIN20080308_025542_000000472066_00361_31477_1546.N1	08-MAR-2008 02:55:42	Bright	47.000	168	17Zet Aql	2.9860	11000.	94	31477	No
42	GOM_NL__2PRFIN20080308_030546_000000412066_00361_31477_1547.N1	08-MAR-2008 03:05:46	Dark	41.000	155	41Pi Sgr	2.9000	6600.0	82	31477	No

43	GOM_NL__2PRFIN20080308_031059_000000502066_00361_31477_1548.N1	08-MAR-2008 03:10:59	Dark	50.000	38	20Eps Sgr	1.8360	11000.	100	31477	No
44	GOM_NL__2PRFIN20080308_031402_000000472066_00361_31477_1549.N1	08-MAR-2008 03:14:02	Dark	46.500	85	Kap Sco	2.4070	28000.	93	31477	No
45	GOM_NL__2PRFIN20080308_031722_000000412066_00362_31478_1509.N1	08-MAR-2008 03:17:22	Dark	41.000	141	Bet Ara	2.8400	4600.0	82	31478	No
46	GOM_NL__2PRFIN20080308_032007_000000422066_00362_31478_1510.N1	08-MAR-2008 03:20:07	Dark	42.000	43	Alp TrA	1.9100	4250.0	84	31478	No
47	GOM_NL__2PRFIN20080308_032222_000000382066_00362_31478_1511.N1	08-MAR-2008 03:22:22	Dark	38.000	145	Gam TrA	2.8720	10600.	76	31478	No
48	GOM_NL__2PRFIN20080308_032357_000000452066_00362_31478_1512.N1	08-MAR-2008 03:23:57	Dark	45.000	4	Alp1Cen	-0.010000	5800.0	90	31478	No
49	GOM_NL__2PRFIN20080308_032514_000000522066_00362_31478_1513.N1	08-MAR-2008 03:25:14	Dark	51.500	10	Bet Cen	0.61000	28000.	103	31478	No
50	GOM_NL__2PRFIN20080308_032730_000000492066_00362_31478_1514.N1	08-MAR-2008 03:27:30	Dark	48.500	12	Alp1Cru	0.77500	30000.	97	31478	No
51	GOM_NL__2PRFIN20080308_032842_000000382066_00362_31478_1515.N1	08-MAR-2008 03:28:42	Dark	38.000	129	Del Cru	2.7930	26000.	76	31478	No
52	GOM_NL__2PRFIN20080308_033015_000000432066_00362_31478_1516.N1	08-MAR-2008 03:30:15	Straylight	43.000	64	Gam Cen	2.2000	10600.	86	31478	No
53	GOM_NL__2PRFIN20080308_033252_000000422066_00362_31478_1517.N1	08-MAR-2008 03:32:52	Straylight	41.500	113	Mu Vel	2.6920	5000.0	83	31478	No
54	GOM_NL__2PRFIN20080308_034507_000000482066_00362_31478_1518.N1	08-MAR-2008 03:45:07	Tw_i_and_stray	47.500	48	30Alp Hya	1.9770	4100.0	95	31478	No
55	GOM_NL__2PRFIN20080308_035053_000000402066_00362_31478_1519.N1	08-MAR-2008 03:50:53	Bright	39.500	22	32Alp Leo	1.3600	15200.	79	31478	No
56	GOM_NL__2PRFIN20080308_035318_000000412066_00362_31478_1520.N1	08-MAR-2008 03:53:18	Bright	41.000	51	41Gam1Leo	2.0100	4500.0	82	31478	No
57	GOM_NL__2PRFIN20080308_040438_000000372066_00362_31478_1521.N1	08-MAR-2008 04:04:38	Bright	37.000	82	48Bet UMa	2.3650	10600.	74	31478	No
58	GOM_NL__2PRFIN20080308_040604_000000402066_00362_31478_1522.N1	08-MAR-2008 04:06:04	Bright	40.000	36	50Alp UMa	1.8000	6300.0	80	31478	No
59	GOM_NL__2PRFIN20080308_041256_000000352066_00362_31478_1523.N1	08-MAR-2008 04:12:56	Bright	35.000	49	1Alp UMi	1.9900	6300.0	70	31478	No
60	GOM_NL__2PRFIN20080308_042036_000000362066_00362_31478_1524.N1	08-MAR-2008 04:20:36	Bright	36.000	89	5Alp Cep	2.4510	8000.0	72	31478	No
61	GOM_NL__2PRFIN20080308_042542_000000342066_00362_31478_1525.N1	08-MAR-2008 04:25:42	Bright	33.500	19	50Alp Cyg	1.2460	10500.	67	31478	No
62	GOM_NL__2PRFIN20080308_042716_000000352066_00362_31478_1526.N1	08-MAR-2008 04:27:16	Bright	34.500	66	37Gam Cyg	2.2080	5900.0	69	31478	No
63	GOM_NL__2PRFIN20080308_042853_000000522066_00362_31478_1527.N1	08-MAR-2008 04:28:53	Bright	52.000	92	53Eps Cyg	2.5000	4500.0	104	31478	No
64	GOM_NL__2PRFIN20080308_043618_000000472066_00362_31478_1528.N1	08-MAR-2008 04:36:18	Bright	46.500	168	17Zet Aql	2.9860	11000.	93	31478	No
65	GOM_NL__2PRFIN20080308_044623_000000432066_00362_31478_1529.N1	08-MAR-2008 04:46:23	Dark	42.500	155	41Pi Sgr	2.9000	6600.0	85	31478	No
66	GOM_NL__2PRFIN20080308_044818_000000452066_00362_31478_1530.N1	08-MAR-2008 04:48:18	Dark	44.500	57	34Sig Sgr	2.0660	26000.	89	31478	No
67	GOM_NL__2PRFIN20080308_045136_000000492066_00362_31478_1531.N1	08-MAR-2008 04:51:36	Dark	48.500	38	20Eps Sgr	1.8360	11000.	97	31478	No
68	GOM_NL__2PRFIN20080308_045439_000000462066_00362_31478_1532.N1	08-MAR-2008 04:54:39	Dark	45.500	85	Kap Sco	2.4070	28000.	91	31478	No
69	GOM_NL__2PRFIN20080308_063835_000000422066_00364_31480_1573.N1	08-MAR-2008 06:38:35	Dark	41.500	141	Bet Ara	2.8400	4600.0	83	31480	No
70	GOM_NL__2PRFIN20080308_064229_000000372066_00364_31480_1574.N1	08-MAR-2008 06:42:29	Dark	37.000	134	Bet TrA	2.8100	6600.0	74	31480	No
71	GOM_NL__2PRFIN20080308_064510_000000452066_00364_31480_1575.N1	08-MAR-2008 06:45:10	Dark	45.000	4	Alp1Cen	-0.010000	5800.0	90	31480	No
72	GOM_NL__2PRFIN20080308_064627_000000452066_00364_31480_1576.N1	08-MAR-2008 06:46:27	Dark	45.000	10	Bet Cen	0.61000	28000.	90	31480	No
73	GOM_NL__2PRFIN20080308_064824_000000432066_00364_31480_1577.N1	08-MAR-2008 06:48:24	Dark	43.000	77	Eps Cen	2.3030	28000.	86	31480	No
74	GOM_NL__2PRFIN20080308_064953_000000492066_00364_31480_1578.N1	08-MAR-2008 06:49:53	Dark	49.000	26	Gam Cru	1.6240	2900.0	98	31480	No
75	GOM_NL__2PRFIN20080308_065128_000000422066_00364_31480_1579.N1	08-MAR-2008 06:51:28	Straylight	42.000	64	Gam Cen	2.2000	10600.	84	31480	No
76	GOM_NL__2PRFIN20080308_065322_000000522066_00364_31480_1580.N1	08-MAR-2008 06:53:22	Straylight	52.000	123	lot Cen	2.7500	10200.	104	31480	No
77	GOM_NL__2PRFIN20080308_070033_000000542066_00364_31480_1581.N1	08-MAR-2008 07:00:33	Straylight	53.500	171	2Eps Crv	3.0010	4250.0	107	31480	No
78	GOM_NL__2PRFIN20080308_071205_000000402066_00364_31480_1582.N1	08-MAR-2008 07:12:05	Bright	39.500	22	32Alp Leo	1.3600	15200.	79	31480	No
79	GOM_NL__2PRFIN20080308_071429_000000412066_00364_31480_1583.N1	08-MAR-2008 07:14:29	Bright	41.000	51	41Gam1Leo	2.0100	4500.0	82	31480	No
80	GOM_NL__2PRFIN20080308_072249_000000412066_00364_31480_1584.N1	08-MAR-2008 07:22:49	Bright	40.500	174	52Psi UMa	3.0040	4400.0	81	31480	No
81	GOM_NL__2PRFIN20080308_072550_000000382066_00364_31480_1585.N1	08-MAR-2008 07:25:50	Bright	38.000	82	48Bet UMa	2.3650	10600.	76	31480	No
82	GOM_NL__2PRFIN20080308_072715_000000382066_00364_31480_1586.N1	08-MAR-2008 07:27:15	Bright	38.000	36	50Alp UMa	1.8000	6300.0	76	31480	No
83	GOM_NL__2PRFIN20080308_073427_000000382066_00364_31480_1587.N1	08-MAR-2008 07:34:27	Bright	38.000	60	7Bet UMi	2.0810	3950.0	76	31480	No
84	GOM_NL__2PRFIN20080308_074424_000000472066_00364_31480_1588.N1	08-MAR-2008 07:44:24	Bright	47.000	69	33Gam Dra	2.2310	3800.0	94	31480	No
85	GOM_NL__2PRFIN20080308_074710_000000372066_00364_31480_1589.N1	08-MAR-2008 07:47:10	Bright	36.500	144	18Del Cyg	2.8600	11000.	73	31480	No
86	GOM_NL__2PRFIN20080308_074828_000000342066_00364_31480_1590.N1	08-MAR-2008 07:48:28	Bright	34.000	66	37Gam Cyg	2.2080	5900.0	68	31480	No
87	GOM_NL__2PRFIN20080308_075731_000000462066_00364_31480_1591.N1	08-MAR-2008 07:57:31	Bright	46.000	168	17Zet Aql	2.9860	11000.	92	31480	No
88	GOM_NL__2PRFIN20080308_080736_000000432066_00364_31480_1592.N1	08-MAR-2008 08:07:36	Dark	42.500	155	41Pi Sgr	2.9000	6600.0	85	31480	No
89	GOM_NL__2PRFIN20080308_080931_000000432066_00364_31480_1593.N1	08-MAR-2008 08:09:31	Dark	43.000	57	34Sig Sgr	2.0660	26000.	86	31480	No
90	GOM_NL__2PRFIN20080308_081249_000000452066_00364_31480_1594.N1	08-MAR-2008 08:12:49	Dark	45.000	38	20Eps Sgr	1.8360	11000.	90	31480	No
91	GOM_NL__2PRFIN20080308_081553_000000452066_00364_31480_1595.N1	08-MAR-2008 08:15:53	Dark	45.000	85	Kap Sco	2.4070	28000.	90	31480	No
92	GOM_NL__2PRFIN20080308_081912_000000432066_00365_31481_1594.N1	08-MAR-2008 08:19:12	Dark	42.500	141	Bet Ara	2.8400	4600.0	85	31481	No
93	GOM_NL__2PRFIN20080308_082305_000000372066_00365_31481_1595.N1	08-MAR-2008 08:23:05	Dark	37.000	134	Bet TrA	2.8100	6600.0	74	31481	No
94	GOM_NL__2PRFIN20080308_082547_000000502066_00365_31481_1596.N1	08-MAR-2008 08:25:47	Dark	50.000	4	Alp1Cen	-0.010000	5800.0	100	31481	No
95	GOM_NL__2PRFIN20080308_082703_000000512066_00365_31481_1597.N1	08-MAR-2008 08:27:03	Dark	51.000	10	Bet Cen	0.61000	28000.	102	31481	No
96	GOM_NL__2PRFIN20080308_082901_000000442066_00365_31481_1598.N1	08-MAR-2008 08:29:01	Dark	43.500	77	Eps Cen	2.3030	28000.	87	31481	No
97	GOM_NL__2PRFIN20080308_083029_000000542066_00365_31481_1599.N1	08-MAR-2008 08:30:29	Dark	54.000	26	Gam Cru	1.6240	2900.0	108	31481	No
98	GOM_NL__2PRFIN20080308_083205_000000422066_00365_31481_1600.N1	08-MAR-2008 08:32:05	Straylight	41.500	64	Gam Cen	2.2000	10600.	83	31481	No
99	GOM_NL__2PRFIN20080308_083359_000000522066_00365_31481_1601.N1	08-MAR-2008 08:33:59	Straylight	52.000	123	lot Cen	2.7500	10200.	104	31481	No
100	GOM_NL__2PRFIN20080308_084109_000000532066_00365_31481_1602.N1	08-MAR-2008 08:41:09	Straylight	52.500	171	2Eps Crv	3.0010	4250.0	105	31481	No
101	GOM_NL__2PRFIN20080308_085240_000000392066_00365_31481_1603.N1	08-MAR-2008 08:52:40	Bright	39.000	22	32Alp Leo	1.3600	15200.	78	31481	No

102	GOM_NL__2PRFIN20080308_085505_000000402066_00365_31481_1604.N1	08-MAR-2008 08:55:05	Bright	40.000	51	41Gam1Leo	2.0100	4500.0	80	31481	No
103	GOM_NL__2PRFIN20080308_090324_000000442066_00365_31481_1605.N1	08-MAR-2008 09:03:24	Bright	43.500	174	52Psi UMa	3.0040	4400.0	87	31481	No
104	GOM_NL__2PRFIN20080308_090625_000000382066_00365_31481_1606.N1	08-MAR-2008 09:06:25	Bright	38.000	82	48Bet UMa	2.3650	10600.	76	31481	No
105	GOM_NL__2PRFIN20080308_090751_000000412066_00365_31481_1607.N1	08-MAR-2008 09:07:51	Bright	40.500	36	50Alp UMa	1.8000	6300.0	81	31481	No
106	GOM_NL__2PRFIN20080308_091503_000000422066_00365_31481_1608.N1	08-MAR-2008 09:15:03	Bright	41.500	60	7Bet UMi	2.0810	3950.0	83	31481	No
107	GOM_NL__2PRFIN20080308_092459_000000482066_00365_31481_1609.N1	08-MAR-2008 09:24:59	Bright	47.500	69	33Gam Dra	2.2310	3800.0	95	31481	No
108	GOM_NL__2PRFIN20080308_092746_000000372066_00365_31481_1610.N1	08-MAR-2008 09:27:46	Bright	36.500	144	18Del Cyg	2.8600	11000.	73	31481	No
109	GOM_NL__2PRFIN20080308_092904_000000372066_00365_31481_1611.N1	08-MAR-2008 09:29:04	Bright	36.500	66	37Gam Cyg	2.2080	5900.0	73	31481	No
110	GOM_NL__2PRFIN20080308_093807_000000482066_00365_31481_1612.N1	08-MAR-2008 09:38:07	Bright	48.000	168	17Zet Aql	2.9860	11000.	96	31481	No
111	GOM_NL__2PRFIN20080308_094813_000000442066_00365_31481_1613.N1	08-MAR-2008 09:48:13	Dark	43.500	155	41Pi Sgr	2.9000	6600.0	87	31481	No
112	GOM_NL__2PRFIN20080308_095008_000000432066_00365_31481_1614.N1	08-MAR-2008 09:50:08	Dark	43.000	57	34Sig Sgr	2.0660	26000.	86	31481	No
113	GOM_NL__2PRFIN20080308_095326_000000472066_00365_31481_1615.N1	08-MAR-2008 09:53:26	Dark	46.500	38	20Eps Sgr	1.8360	11000.	93	31481	No
114	GOM_NL__2PRFIN20080308_095630_000000472066_00365_31481_1616.N1	08-MAR-2008 09:56:30	Dark	47.000	85	Kap Sco	2.4070	28000.	94	31481	No
115	GOM_NL__2PRFIN20080308_095948_000000402066_00366_31482_1614.N1	08-MAR-2008 09:59:48	Dark	40.000	141	Bet Ara	2.8400	4600.0	80	31482	No
116	GOM_NL__2PRFIN20080308_100342_000000382066_00366_31482_1615.N1	08-MAR-2008 10:03:42	Dark	38.000	134	Bet TrA	2.8100	6600.0	76	31482	No
117	GOM_NL__2PRFIN20080308_100623_000000532066_00366_31482_1616.N1	08-MAR-2008 10:06:23	Dark	52.500	4	Alp1Cen	-0.010000	5800.0	105	31482	No
118	GOM_NL__2PRFIN20080308_100740_000000522066_00366_31482_1617.N1	08-MAR-2008 10:07:40	Dark	52.000	10	Bet Cen	0.61000	28000.	104	31482	No
119	GOM_NL__2PRFIN20080308_100937_000000422066_00366_31482_1618.N1	08-MAR-2008 10:09:37	Dark	42.000	77	Eps Cen	2.3030	28000.	84	31482	No
120	GOM_NL__2PRFIN20080308_101105_000000532066_00366_31482_1619.N1	08-MAR-2008 10:11:05	Dark	52.500	26	Gam Cru	1.6240	2900.0	105	31482	No
121	GOM_NL__2PRFIN20080308_101241_000000432066_00366_31482_1620.N1	08-MAR-2008 10:12:41	Straylight	42.500	64	Gam Cen	2.2000	10600.	85	31482	No
122	GOM_NL__2PRFIN20080308_101435_000000532066_00366_31482_1621.N1	08-MAR-2008 10:14:35	Straylight	52.500	123	lot Cen	2.7500	10200.	105	31482	No
123	GOM_NL__2PRFIN20080308_102145_000000572066_00366_31482_1622.N1	08-MAR-2008 10:21:45	Straylight	57.000	171	2Eps Crv	3.0010	4250.0	114	31482	No
124	GOM_NL__2PRFIN20080308_103316_000000392066_00366_31482_1623.N1	08-MAR-2008 10:33:16	Bright	39.000	22	32Alp Leo	1.3600	15200.	78	31482	No
125	GOM_NL__2PRFIN20080308_103541_000000412066_00366_31482_1624.N1	08-MAR-2008 10:35:41	Bright	41.000	51	41Gam1Leo	2.0100	4500.0	82	31482	No
126	GOM_NL__2PRFIN20080308_104400_000000412066_00366_31482_1625.N1	08-MAR-2008 10:44:00	Bright	41.000	174	52Psi UMa	3.0040	4400.0	82	31482	No
127	GOM_NL__2PRFIN20080308_104700_000000392066_00366_31482_1626.N1	08-MAR-2008 10:47:00	Bright	39.000	82	48Bet UMa	2.3650	10600.	78	31482	No
128	GOM_NL__2PRFIN20080308_104826_000000392066_00366_31482_1627.N1	08-MAR-2008 10:48:26	Bright	38.500	36	50Alp UMa	1.8000	6300.0	77	31482	No
129	GOM_NL__2PRFIN20080308_105538_000000402066_00366_31482_1628.N1	08-MAR-2008 10:55:38	Bright	40.000	60	7Bet UMi	2.0810	3950.0	80	31482	No
130	GOM_NL__2PRFIN20080308_110535_000000492066_00366_31482_1629.N1	08-MAR-2008 11:05:35	Bright	48.500	69	33Gam Dra	2.2310	3800.0	97	31482	No
131	GOM_NL__2PRFIN20080308_110822_000000382066_00366_31482_1630.N1	08-MAR-2008 11:08:22	Bright	38.000	144	18Del Cyg	2.8600	11000.	76	31482	No
132	GOM_NL__2PRFIN20080308_110940_000000372066_00366_31482_1631.N1	08-MAR-2008 11:09:40	Bright	36.500	66	37Gam Cyg	2.2080	5900.0	73	31482	No
133	GOM_NL__2PRFIN20080308_111843_000000492066_00366_31482_1632.N1	08-MAR-2008 11:18:43	Bright	49.000	168	17Zet Aql	2.9860	11000.	98	31482	No
134	GOM_NL__2PRFIN20080308_112849_000000432066_00366_31482_1633.N1	08-MAR-2008 11:28:49	Dark	43.000	155	41Pi Sgr	2.9000	6600.0	86	31482	No
135	GOM_NL__2PRFIN20080308_113045_000000462066_00366_31482_1634.N1	08-MAR-2008 11:30:45	Dark	45.500	57	34Sig Sgr	2.0660	26000.	91	31482	No
136	GOM_NL__2PRFIN20080308_113402_000000492066_00366_31482_1635.N1	08-MAR-2008 11:34:02	Dark	48.500	38	20Eps Sgr	1.8360	11000.	97	31482	No
137	GOM_NL__2PRFIN20080308_113706_000000452066_00366_31482_1636.N1	08-MAR-2008 11:37:06	Dark	44.500	85	Kap Sco	2.4070	28000.	89	31482	No
138	GOM_NL__2PRFIN20080308_114025_000000422066_00367_31483_1630.N1	08-MAR-2008 11:40:25	Dark	42.000	141	Bet Ara	2.8400	4600.0	84	31483	No
139	GOM_NL__2PRFIN20080308_114418_000000392066_00367_31483_1631.N1	08-MAR-2008 11:44:18	Dark	38.500	134	Bet TrA	2.8100	6600.0	77	31483	No
140	GOM_NL__2PRFIN20080308_114700_000000452066_00367_31483_1632.N1	08-MAR-2008 11:47:00	Dark	44.500	4	Alp1Cen	-0.010000	5800.0	89	31483	No
141	GOM_NL__2PRFIN20080308_114816_000000512066_00367_31483_1633.N1	08-MAR-2008 11:48:16	Dark	51.000	10	Bet Cen	0.61000	28000.	102	31483	No
142	GOM_NL__2PRFIN20080308_115014_000000432066_00367_31483_1634.N1	08-MAR-2008 11:50:14	Dark	43.000	77	Eps Cen	2.3030	28000.	86	31483	No
143	GOM_NL__2PRFIN20080308_115142_000000532066_00367_31483_1635.N1	08-MAR-2008 11:51:42	Dark	53.000	26	Gam Cru	1.6240	2900.0	106	31483	No
144	GOM_NL__2PRFIN20080308_115317_000000442066_00367_31483_1636.N1	08-MAR-2008 11:53:17	Straylight	44.000	64	Gam Cen	2.2000	10600.	88	31483	No
145	GOM_NL__2PRFIN20080308_115512_000000522066_00367_31483_1637.N1	08-MAR-2008 11:55:12	Straylight	52.000	123	lot Cen	2.7500	10200.	104	31483	No
146	GOM_NL__2PRFIN20080308_120221_000000542066_00367_31483_1638.N1	08-MAR-2008 12:02:21	Straylight	54.000	171	2Eps Crv	3.0010	4250.0	108	31483	No
147	GOM_NL__2PRFIN20080308_121352_000000392066_00367_31483_1639.N1	08-MAR-2008 12:13:52	Bright	38.500	22	32Alp Leo	1.3600	15200.	77	31483	No
148	GOM_NL__2PRFIN20080308_121616_000000392066_00367_31483_1640.N1	08-MAR-2008 12:16:16	Bright	38.500	51	41Gam1Leo	2.0100	4500.0	77	31483	No
149	GOM_NL__2PRFIN20080308_122435_000000422066_00367_31483_1641.N1	08-MAR-2008 12:24:35	Bright	42.000	174	52Psi UMa	3.0040	4400.0	84	31483	No
150	GOM_NL__2PRFIN20080308_122736_000000392066_00367_31483_1642.N1	08-MAR-2008 12:27:36	Bright	38.500	82	48Bet UMa	2.3650	10600.	77	31483	No
151	GOM_NL__2PRFIN20080308_122902_000000402066_00367_31483_1643.N1	08-MAR-2008 12:29:02	Bright	39.500	36	50Alp UMa	1.8000	6300.0	79	31483	No
152	GOM_NL__2PRFIN20080308_123614_000000392066_00367_31483_1644.N1	08-MAR-2008 12:36:14	Bright	39.000	60	7Bet UMi	2.0810	3950.0	78	31483	No
153	GOM_NL__2PRFIN20080308_124610_000000452066_00367_31483_1645.N1	08-MAR-2008 12:46:10	Bright	45.000	69	33Gam Dra	2.2310	3800.0	90	31483	No
154	GOM_NL__2PRFIN20080308_124858_000000372066_00367_31483_1646.N1	08-MAR-2008 12:48:58	Bright	37.000	144	18Del Cyg	2.8600	11000.	74	31483	No
155	GOM_NL__2PRFIN20080308_125016_000000362066_00367_31483_1647.N1	08-MAR-2008 12:50:16	Bright	35.500	66	37Gam Cyg	2.2080	5900.0	71	31483	No
156	GOM_NL__2PRFIN20080308_125920_000000482066_00367_31483_1648.N1	08-MAR-2008 12:59:20	Bright	48.000	168	17Zet Aql	2.9860	11000.	96	31483	No
157	GOM_NL__2PRFIN20080308_130926_000000432066_00367_31483_1649.N1	08-MAR-2008 13:09:26	Dark	42.500	155	41Pi Sgr	2.9000	6600.0	85	31483	No
158	GOM_NL__2PRFIN20080308_131121_000000452066_00367_31483_1650.N1	08-MAR-2008 13:11:21	Dark	45.000	57	34Sig Sgr	2.0660	26000.	90	31483	No
159	GOM_NL__2PRFIN20080308_131439_000000432066_00367_31483_1651.N1	08-MAR-2008 13:14:39	Dark	43.000	38	20Eps Sgr	1.8360	11000.	86	31483	No
160	GOM_NL__2PRFIN20080308_131743_000000442066_00367_31483_1652.N1	08-MAR-2008 13:17:43	Dark	44.000	85	Kap Sco	2.4070	28000.	88	31483	No

161	GOM_NL__2PRFIN20080308_132102_000000442066_00368_31484_1643.N1	08-MAR-2008 13:21:02	Dark	44.000	141	Bet Ara	2.8400	4600.0	88	31484	No
162	GOM_NL__2PRFIN20080308_132455_000000392066_00368_31484_1644.N1	08-MAR-2008 13:24:55	Dark	39.000	134	Bet TrA	2.8100	6600.0	78	31484	No
163	GOM_NL__2PRFIN20080308_132736_000000442066_00368_31484_1645.N1	08-MAR-2008 13:27:36	Dark	44.000	4	Alp1Cen	-0.010000	5800.0	88	31484	No
164	GOM_NL__2PRFIN20080308_132853_000000432066_00368_31484_1646.N1	08-MAR-2008 13:28:53	Dark	43.000	10	Bet Cen	0.61000	28000.	86	31484	No
165	GOM_NL__2PRFIN20080308_133050_000000432066_00368_31484_1647.N1	08-MAR-2008 13:30:50	Dark	42.500	77	Eps Cen	2.3030	28000.	85	31484	No
166	GOM_NL__2PRFIN20080308_133218_000000492066_00368_31484_1648.N1	08-MAR-2008 13:32:18	Dark	49.000	26	Gam Cru	1.6240	2900.0	98	31484	No
167	GOM_NL__2PRFIN20080308_133354_000000442066_00368_31484_1649.N1	08-MAR-2008 13:33:54	Straylight	43.500	64	Gam Cen	2.2000	10600.	87	31484	No
168	GOM_NL__2PRFIN20080308_133548_000000542066_00368_31484_1650.N1	08-MAR-2008 13:35:48	Straylight	53.500	123	lot Cen	2.7500	10200.	107	31484	No
169	GOM_NL__2PRFIN20080308_134257_000000562066_00368_31484_1651.N1	08-MAR-2008 13:42:57	Straylight	55.500	171	2Eps Crv	3.0010	4250.0	111	31484	No
170	GOM_NL__2PRFIN20080308_135428_000000392066_00368_31484_1652.N1	08-MAR-2008 13:54:28	Bright	39.000	22	32Alp Leo	1.3600	15200.	78	31484	No
171	GOM_NL__2PRFIN20080308_135652_000000402066_00368_31484_1653.N1	08-MAR-2008 13:56:52	Bright	40.000	51	41Gam1Leo	2.0100	4500.0	80	31484	No
172	GOM_NL__2PRFIN20080308_140510_000000392066_00368_31484_1654.N1	08-MAR-2008 14:05:10	Bright	39.000	174	52Psi UMa	3.0040	4400.0	78	31484	No
173	GOM_NL__2PRFIN20080308_140812_000000402066_00368_31484_1655.N1	08-MAR-2008 14:08:12	Bright	40.000	82	48Bet UMa	2.3650	10600.	80	31484	No
174	GOM_NL__2PRFIN20080308_140937_000000412066_00368_31484_1656.N1	08-MAR-2008 14:09:37	Bright	41.000	36	50Alp UMa	1.8000	6300.0	82	31484	No
175	GOM_NL__2PRFIN20080308_141650_000000362066_00368_31484_1657.N1	08-MAR-2008 14:16:50	Bright	36.000	60	7Bet UMi	2.0810	3950.0	72	31484	No
176	GOM_NL__2PRFIN20080308_142646_000000482066_00368_31484_1658.N1	08-MAR-2008 14:26:46	Bright	48.000	69	33Gam Dra	2.2310	3800.0	96	31484	No
177	GOM_NL__2PRFIN20080308_142934_000000372066_00368_31484_1659.N1	08-MAR-2008 14:29:34	Bright	36.500	144	18Del Cyg	2.8600	11000.	73	31484	No
178	GOM_NL__2PRFIN20080308_143052_000000362066_00368_31484_1660.N1	08-MAR-2008 14:30:52	Bright	36.000	66	37Gam Cyg	2.2080	5900.0	72	31484	No
179	GOM_NL__2PRFIN20080308_143956_000000482066_00368_31484_1661.N1	08-MAR-2008 14:39:56	Bright	47.500	168	17Zet Aql	2.9860	11000.	95	31484	No
180	GOM_NL__2PRFIN20080308_145002_000000422066_00368_31484_1662.N1	08-MAR-2008 14:50:02	Dark	42.000	155	41Pi Sgr	2.9000	6600.0	84	31484	No
181	GOM_NL__2PRFIN20080308_145158_000000452066_00368_31484_1663.N1	08-MAR-2008 14:51:58	Dark	44.500	57	34Sig Sgr	2.0660	26000.	89	31484	No
182	GOM_NL__2PRFIN20080308_145516_000000442066_00368_31484_1664.N1	08-MAR-2008 14:55:16	Dark	44.000	38	20Eps Sgr	1.8360	11000.	88	31484	No
183	GOM_NL__2PRFIN20080308_145820_000000442066_00368_31484_1665.N1	08-MAR-2008 14:58:20	Dark	44.000	85	Kap Sco	2.4070	28000.	88	31484	No
184	GOM_NL__2PRFIN20080308_150138_000000412066_00369_31485_1666.N1	08-MAR-2008 15:01:38	Dark	40.500	141	Bet Ara	2.8400	4600.0	81	31485	No
185	GOM_NL__2PRFIN20080308_150531_000000382066_00369_31485_1667.N1	08-MAR-2008 15:05:31	Dark	38.000	134	Bet TrA	2.8100	6600.0	76	31485	No
186	GOM_NL__2PRFIN20080308_150812_000000442066_00369_31485_1668.N1	08-MAR-2008 15:08:12	Dark	44.000	4	Alp1Cen	-0.010000	5800.0	88	31485	No
187	GOM_NL__2PRFIN20080308_150929_000000442066_00369_31485_1669.N1	08-MAR-2008 15:09:29	Dark	44.000	10	Bet Cen	0.61000	28000.	88	31485	No
188	GOM_NL__2PRFIN20080308_151127_000000422066_00369_31485_1670.N1	08-MAR-2008 15:11:27	Dark	41.500	77	Eps Cen	2.3030	28000.	83	31485	No
189	GOM_NL__2PRFIN20080308_151254_000000492066_00369_31485_1671.N1	08-MAR-2008 15:12:54	Dark	48.500	26	Gam Cru	1.6240	2900.0	97	31485	No
190	GOM_NL__2PRFIN20080308_151430_000000422066_00369_31485_1672.N1	08-MAR-2008 15:14:30	Straylight	42.000	64	Gam Cen	2.2000	10600.	84	31485	No
191	GOM_NL__2PRFIN20080308_151625_000000552066_00369_31485_1673.N1	08-MAR-2008 15:16:25	Straylight	54.500	123	lot Cen	2.7500	10200.	109	31485	No
192	GOM_NL__2PRFIN20080308_152333_000000552066_00369_31485_1674.N1	08-MAR-2008 15:23:33	Straylight	54.500	171	2Eps Crv	3.0010	4250.0	109	31485	No
193	GOM_NL__2PRFIN20080308_153504_000000402066_00369_31485_1675.N1	08-MAR-2008 15:35:04	Bright	39.500	22	32Alp Leo	1.3600	15200.	79	31485	No
194	GOM_NL__2PRFIN20080308_153728_000000402066_00369_31485_1676.N1	08-MAR-2008 15:37:28	Bright	39.500	51	41Gam1Leo	2.0100	4500.0	79	31485	No
195	GOM_NL__2PRFIN20080308_154546_000000422066_00369_31485_1677.N1	08-MAR-2008 15:45:46	Bright	41.500	174	52Psi UMa	3.0040	4400.0	83	31485	No
196	GOM_NL__2PRFIN20080308_154847_000000382066_00369_31485_1678.N1	08-MAR-2008 15:48:47	Bright	38.000	82	48Bet UMa	2.3650	10600.	76	31485	No
197	GOM_NL__2PRFIN20080308_155013_000000412066_00369_31485_1679.N1	08-MAR-2008 15:50:13	Bright	40.500	36	50Alp UMa	1.8000	6300.0	81	31485	No
198	GOM_NL__2PRFIN20080308_155725_000000392066_00369_31485_1680.N1	08-MAR-2008 15:57:25	Bright	39.000	60	7Bet UMi	2.0810	3950.0	78	31485	No
199	GOM_NL__2PRFIN20080308_160722_000000482066_00369_31485_1681.N1	08-MAR-2008 16:07:22	Bright	48.000	69	33Gam Dra	2.2310	3800.0	96	31485	No
200	GOM_NL__2PRFIN20080308_161009_000000402066_00369_31485_1682.N1	08-MAR-2008 16:10:09	Bright	40.000	144	18Del Cyg	2.8600	11000.	80	31485	No
201	GOM_NL__2PRFIN20080308_161128_000000372066_00369_31485_1683.N1	08-MAR-2008 16:11:28	Bright	37.000	66	37Gam Cyg	2.2080	5900.0	74	31485	No
202	GOM_NL__2PRFIN20080308_162032_000000482066_00369_31485_1684.N1	08-MAR-2008 16:20:32	Bright	48.000	168	17Zet Aql	2.9860	11000.	96	31485	No
203	GOM_NL__2PRFIN20080308_163039_000000432066_00369_31485_1685.N1	08-MAR-2008 16:30:39	Dark	43.000	155	41Pi Sgr	2.9000	6600.0	86	31485	No
204	GOM_NL__2PRFIN20080308_163235_000000432066_00369_31485_1686.N1	08-MAR-2008 16:32:35	Dark	42.500	57	34Sig Sgr	2.0660	26000.	85	31485	No
205	GOM_NL__2PRFIN20080308_163553_000000452066_00369_31485_1687.N1	08-MAR-2008 16:35:53	Dark	45.000	38	20Eps Sgr	1.8360	11000.	90	31485	No
206	GOM_NL__2PRFIN20080308_163857_000000452066_00369_31485_1688.N1	08-MAR-2008 16:38:57	Dark	45.000	85	Kap Sco	2.4070	28000.	90	31485	No
207	GOM_NL__2PRFIN20080308_164215_000000422066_00370_31486_1679.N1	08-MAR-2008 16:42:15	Dark	42.000	141	Bet Ara	2.8400	4600.0	84	31486	No
208	GOM_NL__2PRFIN20080308_164608_000000382066_00370_31486_1680.N1	08-MAR-2008 16:46:08	Dark	37.500	134	Bet TrA	2.8100	6600.0	75	31486	No
209	GOM_NL__2PRFIN20080308_164849_000000412066_00370_31486_1681.N1	08-MAR-2008 16:48:49	Dark	41.000	4	Alp1Cen	-0.010000	5800.0	82	31486	No
210	GOM_NL__2PRFIN20080308_165006_000000442066_00370_31486_1682.N1	08-MAR-2008 16:50:06	Dark	44.000	10	Bet Cen	0.61000	28000.	88	31486	No
211	GOM_NL__2PRFIN20080308_165204_000000432066_00370_31486_1683.N1	08-MAR-2008 16:52:04	Dark	43.000	77	Eps Cen	2.3030	28000.	86	31486	No
212	GOM_NL__2PRFIN20080308_165331_000000552066_00370_31486_1684.N1	08-MAR-2008 16:53:31	Dark	55.000	26	Gam Cru	1.6240	2900.0	110	31486	No
213	GOM_NL__2PRFIN20080308_165507_000000432066_00370_31486_1685.N1	08-MAR-2008 16:55:07	Straylight	43.000	64	Gam Cen	2.2000	10600.	86	31486	No
214	GOM_NL__2PRFIN20080308_165702_000000532066_00370_31486_1686.N1	08-MAR-2008 16:57:02	Straylight	52.500	123	lot Cen	2.7500	10200.	105	31486	No
215	GOM_NL__2PRFIN20080308_170410_000000552066_00370_31486_1687.N1	08-MAR-2008 17:04:10	Straylight	55.000	171	2Eps Crv	3.0010	4250.0	110	31486	No
216	GOM_NL__2PRFIN20080308_171540_000000402066_00370_31486_1688.N1	08-MAR-2008 17:15:40	Bright	39.500	22	32Alp Leo	1.3600	15200.	79	31486	No
217	GOM_NL__2PRFIN20080308_171804_000000402066_00370_31486_1689.N1	08-MAR-2008 17:18:04	Bright	40.000	51	41Gam1Leo	2.0100	4500.0	80	31486	No
218	GOM_NL__2PRFIN20080308_172621_000000422066_00370_31486_1690.N1	08-MAR-2008 17:26:21	Bright	41.500	174	52Psi UMa	3.0040	4400.0	83	31486	No
219	GOM_NL__2PRFIN20080308_172923_000000392066_00370_31486_1691.N1	08-MAR-2008 17:29:23	Bright	38.500	82	48Bet UMa	2.3650	10600.	77	31486	No

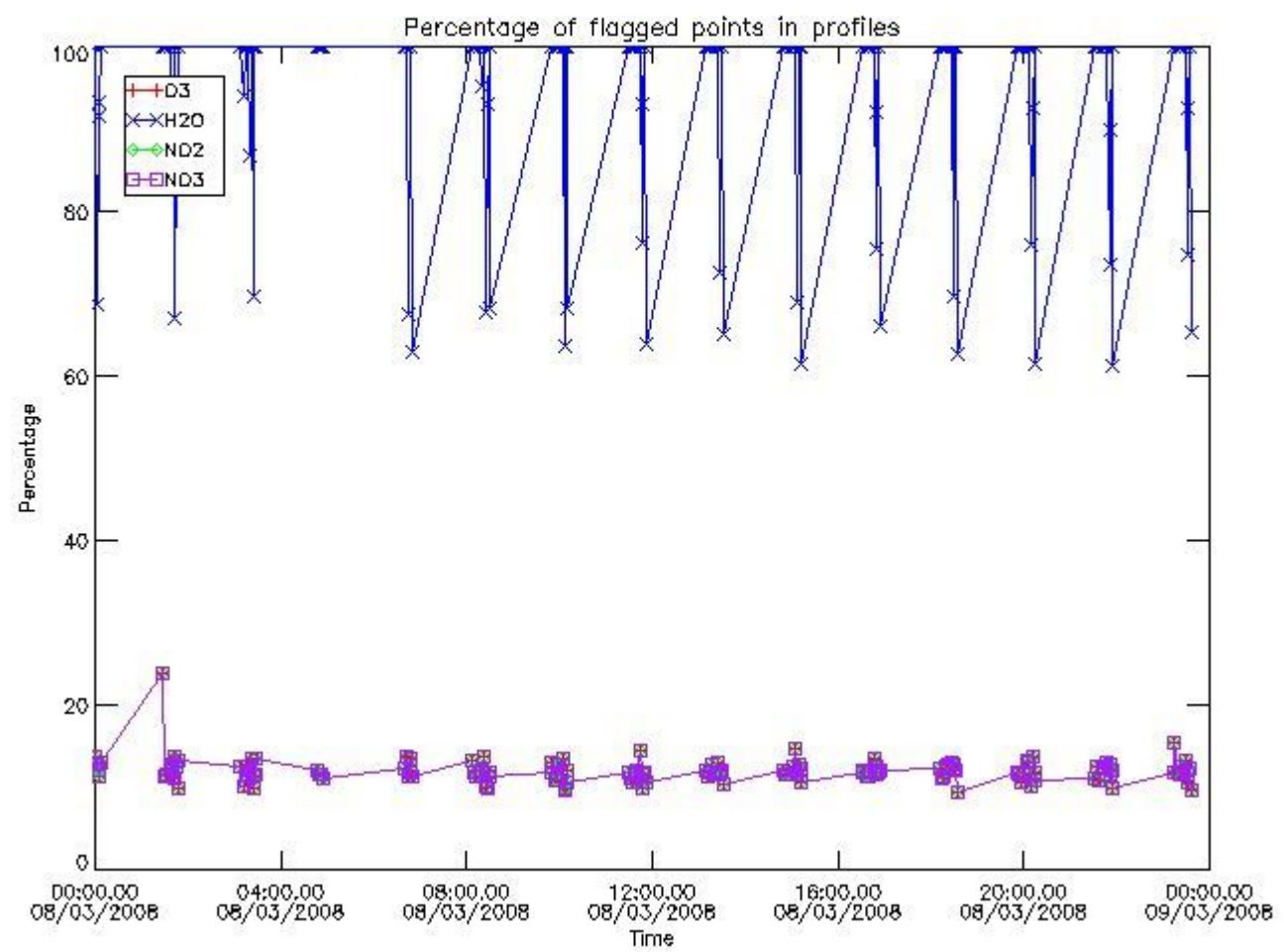
220	GOM_NL__2PRFIN20080308_173049_000000422066_00370_31486_1692.N1	08-MAR-2008 17:30:49	Bright	41.500	36	50Alp UMa	1.8000	6300.0	83	31486	No
221	GOM_NL__2PRFIN20080308_173801_000000402066_00370_31486_1693.N1	08-MAR-2008 17:38:01	Bright	39.500	60	7Bet UMi	2.0810	3950.0	79	31486	No
222	GOM_NL__2PRFIN20080308_174757_000000462066_00370_31486_1694.N1	08-MAR-2008 17:47:57	Bright	45.500	69	33Gam Dra	2.2310	3800.0	91	31486	No
223	GOM_NL__2PRFIN20080308_175045_000000412066_00370_31486_1695.N1	08-MAR-2008 17:50:45	Bright	41.000	144	18Del Cyg	2.8600	11000.	82	31486	No
224	GOM_NL__2PRFIN20080308_175204_000000362066_00370_31486_1696.N1	08-MAR-2008 17:52:04	Bright	35.500	66	37Gam Cyg	2.2080	5900.0	71	31486	No
225	GOM_NL__2PRFIN20080308_180109_000000482066_00370_31486_1697.N1	08-MAR-2008 18:01:09	Bright	48.000	168	17Zet Aql	2.9860	11000.	96	31486	No
226	GOM_NL__2PRFIN20080308_181115_000000422066_00370_31486_1698.N1	08-MAR-2008 18:11:15	Dark	41.500	155	41Pi Sgr	2.9000	6600.0	83	31486	No
227	GOM_NL__2PRFIN20080308_181311_000000462066_00370_31486_1699.N1	08-MAR-2008 18:13:11	Dark	45.500	57	34Sig Sgr	2.0660	26000.	91	31486	No
228	GOM_NL__2PRFIN20080308_181629_000000502066_00370_31486_1700.N1	08-MAR-2008 18:16:29	Dark	49.500	38	20Eps Sgr	1.8360	11000.	99	31486	No
229	GOM_NL__2PRFIN20080308_181934_000000452066_00370_31486_1701.N1	08-MAR-2008 18:19:34	Dark	44.500	85	Kap Sco	2.4070	28000.	89	31486	No
230	GOM_NL__2PRFIN20080308_182251_000000402066_00371_31487_1692.N1	08-MAR-2008 18:22:51	Dark	40.000	141	Bet Ara	2.8400	4600.0	80	31487	No
231	GOM_NL__2PRFIN20080308_182644_000000392066_00371_31487_1693.N1	08-MAR-2008 18:26:44	Dark	39.000	134	Bet TrA	2.8100	6600.0	78	31487	No
232	GOM_NL__2PRFIN20080308_182926_000000422066_00371_31487_1694.N1	08-MAR-2008 18:29:26	Dark	41.500	4	Alp1Cen	-0.010000	5800.0	83	31487	No
233	GOM_NL__2PRFIN20080308_183042_000000402066_00371_31487_1695.N1	08-MAR-2008 18:30:42	Dark	40.000	10	Bet Cen	0.61000	28000.	80	31487	No
234	GOM_NL__2PRFIN20080308_183240_000000422066_00371_31487_1696.N1	08-MAR-2008 18:32:40	Dark	42.000	77	Eps Cen	2.3030	28000.	84	31487	No
235	GOM_NL__2PRFIN20080308_183407_000000542066_00371_31487_1697.N1	08-MAR-2008 18:34:07	Dark	54.000	26	Gam Cru	1.6240	2900.0	108	31487	No
236	GOM_NL__2PRFIN20080308_183543_000000422066_00371_31487_1698.N1	08-MAR-2008 18:35:43	Straylight	42.000	64	Gam Cen	2.2000	10600.	84	31487	No
237	GOM_NL__2PRFIN20080308_183739_000000512066_00371_31487_1699.N1	08-MAR-2008 18:37:39	Straylight	51.000	123	lot Cen	2.7500	10200.	102	31487	No
238	GOM_NL__2PRFIN20080308_184446_000000562066_00371_31487_1700.N1	08-MAR-2008 18:44:46	Straylight	56.000	171	2Eps Crv	3.0010	4250.0	112	31487	No
239	GOM_NL__2PRFIN20080308_185616_000000402066_00371_31487_1701.N1	08-MAR-2008 18:56:16	Bright	39.500	22	32Alp Leo	1.3600	15200.	79	31487	No
240	GOM_NL__2PRFIN20080308_185840_000000402066_00371_31487_1702.N1	08-MAR-2008 18:58:40	Bright	40.000	51	41Gam1Leo	2.0100	4500.0	80	31487	No
241	GOM_NL__2PRFIN20080308_190657_000000412066_00371_31487_1703.N1	08-MAR-2008 19:06:57	Bright	41.000	174	52Psi UMa	3.0040	4400.0	82	31487	No
242	GOM_NL__2PRFIN20080308_190958_000000412066_00371_31487_1704.N1	08-MAR-2008 19:09:58	Bright	40.500	82	48Bet UMa	2.3650	10600.	81	31487	No
243	GOM_NL__2PRFIN20080308_191124_000000402066_00371_31487_1705.N1	08-MAR-2008 19:11:24	Bright	40.000	36	50Alp UMa	1.8000	6300.0	80	31487	No
244	GOM_NL__2PRFIN20080308_191836_000000422066_00371_31487_1706.N1	08-MAR-2008 19:18:36	Bright	42.000	60	7Bet UMi	2.0810	3950.0	84	31487	No
245	GOM_NL__2PRFIN20080308_192833_000000472066_00371_31487_1707.N1	08-MAR-2008 19:28:33	Bright	47.000	69	33Gam Dra	2.2310	3800.0	94	31487	No
246	GOM_NL__2PRFIN20080308_193122_000000362066_00371_31487_1708.N1	08-MAR-2008 19:31:22	Bright	36.000	144	18Del Cyg	2.8600	11000.	72	31487	No
247	GOM_NL__2PRFIN20080308_193240_000000372066_00371_31487_1709.N1	08-MAR-2008 19:32:40	Bright	37.000	66	37Gam Cyg	2.2080	5900.0	74	31487	No
248	GOM_NL__2PRFIN20080308_194145_000000502066_00371_31487_1710.N1	08-MAR-2008 19:41:45	Tw_i_and_stray	49.500	168	17Zet Aql	2.9860	11000.	99	31487	No
249	GOM_NL__2PRFIN20080308_195152_000000432066_00371_31487_1711.N1	08-MAR-2008 19:51:52	Dark	43.000	155	41Pi Sgr	2.9000	6600.0	86	31487	No
250	GOM_NL__2PRFIN20080308_195348_000000442066_00371_31487_1712.N1	08-MAR-2008 19:53:48	Dark	44.000	57	34Sig Sgr	2.0660	26000.	88	31487	No
251	GOM_NL__2PRFIN20080308_195706_000000492066_00371_31487_1713.N1	08-MAR-2008 19:57:06	Dark	48.500	38	20Eps Sgr	1.8360	11000.	97	31487	No
252	GOM_NL__2PRFIN20080308_200011_000000452066_00371_31487_1714.N1	08-MAR-2008 20:00:11	Dark	44.500	85	Kap Sco	2.4070	28000.	89	31487	No
253	GOM_NL__2PRFIN20080308_200328_000000432066_00372_31488_1708.N1	08-MAR-2008 20:03:28	Dark	42.500	141	Bet Ara	2.8400	4600.0	85	31488	No
254	GOM_NL__2PRFIN20080308_200721_000000402066_00372_31488_1709.N1	08-MAR-2008 20:07:21	Dark	39.500	134	Bet TrA	2.8100	6600.0	79	31488	No
255	GOM_NL__2PRFIN20080308_201002_000000512066_00372_31488_1710.N1	08-MAR-2008 20:10:02	Dark	50.500	4	Alp1Cen	-0.010000	5800.0	101	31488	No
256	GOM_NL__2PRFIN20080308_201119_000000412066_00372_31488_1711.N1	08-MAR-2008 20:11:19	Dark	40.500	10	Bet Cen	0.61000	28000.	81	31488	No
257	GOM_NL__2PRFIN20080308_201317_000000442066_00372_31488_1712.N1	08-MAR-2008 20:13:17	Dark	43.500	77	Eps Cen	2.3030	28000.	87	31488	No
258	GOM_NL__2PRFIN20080308_201444_000000472066_00372_31488_1713.N1	08-MAR-2008 20:14:44	Dark	47.000	26	Gam Cru	1.6240	2900.0	94	31488	No
259	GOM_NL__2PRFIN20080308_201620_000000412066_00372_31488_1714.N1	08-MAR-2008 20:16:20	Straylight	40.500	64	Gam Cen	2.2000	10600.	81	31488	No
260	GOM_NL__2PRFIN20080308_201815_000000512066_00372_31488_1715.N1	08-MAR-2008 20:18:15	Straylight	51.000	123	lot Cen	2.7500	10200.	102	31488	No
261	GOM_NL__2PRFIN20080308_202522_000000562066_00372_31488_1716.N1	08-MAR-2008 20:25:22	Straylight	56.000	171	2Eps Crv	3.0010	4250.0	112	31488	No
262	GOM_NL__2PRFIN20080308_203652_000000392066_00372_31488_1717.N1	08-MAR-2008 20:36:52	Bright	39.000	22	32Alp Leo	1.3600	15200.	78	31488	No
263	GOM_NL__2PRFIN20080308_203915_000000402066_00372_31488_1718.N1	08-MAR-2008 20:39:15	Bright	39.500	51	41Gam1Leo	2.0100	4500.0	79	31488	No
264	GOM_NL__2PRFIN20080308_204732_000000422066_00372_31488_1719.N1	08-MAR-2008 20:47:32	Bright	42.000	174	52Psi UMa	3.0040	4400.0	84	31488	No
265	GOM_NL__2PRFIN20080308_205034_000000392066_00372_31488_1720.N1	08-MAR-2008 20:50:34	Bright	38.500	82	48Bet UMa	2.3650	10600.	77	31488	No
266	GOM_NL__2PRFIN20080308_205200_000000412066_00372_31488_1721.N1	08-MAR-2008 20:52:00	Bright	40.500	36	50Alp UMa	1.8000	6300.0	81	31488	No
267	GOM_NL__2PRFIN20080308_205912_000000422066_00372_31488_1722.N1	08-MAR-2008 20:59:12	Bright	42.000	60	7Bet UMi	2.0810	3950.0	84	31488	No
268	GOM_NL__2PRFIN20080308_210909_000000482066_00372_31488_1723.N1	08-MAR-2008 21:09:09	Bright	47.500	69	33Gam Dra	2.2310	3800.0	95	31488	No
269	GOM_NL__2PRFIN20080308_211158_000000382066_00372_31488_1724.N1	08-MAR-2008 21:11:58	Bright	37.500	144	18Del Cyg	2.8600	11000.	75	31488	No
270	GOM_NL__2PRFIN20080308_211316_000000372066_00372_31488_1725.N1	08-MAR-2008 21:13:16	Bright	36.500	66	37Gam Cyg	2.2080	5900.0	73	31488	No
271	GOM_NL__2PRFIN20080308_212222_000000482066_00372_31488_1726.N1	08-MAR-2008 21:22:22	Tw_i_and_stray	47.500	168	17Zet Aql	2.9860	11000.	95	31488	No
272	GOM_NL__2PRFIN20080308_213228_000000462066_00372_31488_1727.N1	08-MAR-2008 21:32:28	Dark	45.500	155	41Pi Sgr	2.9000	6600.0	91	31488	No
273	GOM_NL__2PRFIN20080308_213424_000000412066_00372_31488_1728.N1	08-MAR-2008 21:34:24	Dark	41.000	57	34Sig Sgr	2.0660	26000.	82	31488	No
274	GOM_NL__2PRFIN20080308_213743_000000482066_00372_31488_1729.N1	08-MAR-2008 21:37:43	Dark	47.500	38	20Eps Sgr	1.8360	11000.	95	31488	No
275	GOM_NL__2PRFIN20080308_214048_000000462066_00372_31488_1730.N1	08-MAR-2008 21:40:48	Dark	46.000	85	Kap Sco	2.4070	28000.	92	31488	No
276	GOM_NL__2PRFIN20080308_214404_000000412066_00373_31489_1720.N1	08-MAR-2008 21:44:04	Dark	40.500	141	Bet Ara	2.8400	4600.0	81	31489	No
277	GOM_NL__2PRFIN20080308_214757_000000392066_00373_31489_1721.N1	08-MAR-2008 21:47:57	Dark	39.000	134	Bet TrA	2.8100	6600.0	78	31489	No
278	GOM_NL__2PRFIN20080308_215039_000000442066_00373_31489_1722.N1	08-MAR-2008 21:50:39	Dark	44.000	4	Alp1Cen	-0.010000	5800.0	88	31489	No

279	GOM_NL__2PRFIN20080308_215155_000000402066_00373_31489_1723.N1	08-MAR-2008 21:51:55	Dark	40.000	10	Bet Cen	0.61000	28000.	80	31489	No
280	GOM_NL__2PRFIN20080308_215353_000000432066_00373_31489_1724.N1	08-MAR-2008 21:53:53	Dark	42.500	77	Eps Cen	2.3030	28000.	85	31489	No
281	GOM_NL__2PRFIN20080308_215520_000000522066_00373_31489_1725.N1	08-MAR-2008 21:55:20	Dark	52.000	26	Gam Cru	1.6240	2900.0	104	31489	No
282	GOM_NL__2PRFIN20080308_215656_000000442066_00373_31489_1726.N1	08-MAR-2008 21:56:56	Straylight	44.000	64	Gam Cen	2.2000	10600.	88	31489	No
283	GOM_NL__2PRFIN20080308_215852_000000542066_00373_31489_1727.N1	08-MAR-2008 21:58:52	Straylight	53.500	123	lot Cen	2.7500	10200.	107	31489	No
284	GOM_NL__2PRFIN20080308_220558_000000572066_00373_31489_1728.N1	08-MAR-2008 22:05:58	Straylight	56.500	171	2Eps Crv	3.0010	4250.0	113	31489	No
285	GOM_NL__2PRFIN20080308_221727_000000382066_00373_31489_1729.N1	08-MAR-2008 22:17:27	Bright	38.000	22	32Alp Leo	1.3600	15200.	76	31489	No
286	GOM_NL__2PRFIN20080308_221951_000000392066_00373_31489_1730.N1	08-MAR-2008 22:19:51	Bright	39.000	51	41Gam1Leo	2.0100	4500.0	78	31489	No
287	GOM_NL__2PRFIN20080308_222808_000000402066_00373_31489_1731.N1	08-MAR-2008 22:28:08	Bright	39.500	174	52Psi UMa	3.0040	4400.0	79	31489	No
288	GOM_NL__2PRFIN20080308_223109_000000382066_00373_31489_1732.N1	08-MAR-2008 22:31:09	Bright	38.000	82	48Bet UMa	2.3650	10600.	76	31489	No
289	GOM_NL__2PRFIN20080308_223236_000000402066_00373_31489_1733.N1	08-MAR-2008 22:32:36	Bright	39.500	36	50Alp UMa	1.8000	6300.0	79	31489	No
290	GOM_NL__2PRFIN20080308_223948_000000382066_00373_31489_1734.N1	08-MAR-2008 22:39:48	Bright	37.500	60	7Bet UMi	2.0810	3950.0	75	31489	No
291	GOM_NL__2PRFIN20080308_224944_000000482066_00373_31489_1735.N1	08-MAR-2008 22:49:44	Bright	47.500	69	33Gam Dra	2.2310	3800.0	95	31489	No
292	GOM_NL__2PRFIN20080308_225233_000000362066_00373_31489_1736.N1	08-MAR-2008 22:52:33	Bright	36.000	144	18Del Cyg	2.8600	11000.	72	31489	No
293	GOM_NL__2PRFIN20080308_225352_000000342066_00373_31489_1737.N1	08-MAR-2008 22:53:52	Bright	34.000	66	37Gam Cyg	2.2080	5900.0	68	31489	No
294	GOM_NL__2PRFIN20080308_230258_000000472066_00373_31489_1738.N1	08-MAR-2008 23:02:58	Twl_and_stray	46.500	168	17Zet Aql	2.9860	11000.	93	31489	No
295	GOM_NL__2PRFIN20080308_231305_000000432066_00373_31489_1739.N1	08-MAR-2008 23:13:05	Dark	43.000	155	41Pi Sgr	2.9000	6600.0	86	31489	No
296	GOM_NL__2PRFIN20080308_231501_000000432066_00373_31489_1740.N1	08-MAR-2008 23:15:01	Dark	43.000	57	34Sig Sgr	2.0660	26000.	86	31489	No
297	GOM_NL__2PRFIN20080308_231819_000000442066_00373_31489_1741.N1	08-MAR-2008 23:18:19	Dark	43.500	38	20Eps Sgr	1.8360	11000.	87	31489	No
298	GOM_NL__2PRFIN20080308_232124_000000452066_00373_31489_1742.N1	08-MAR-2008 23:21:24	Dark	44.500	85	Kap Sco	2.4070	28000.	89	31489	No
299	GOM_NL__2PRFIN20080308_232441_000000412066_00374_31490_1741.N1	08-MAR-2008 23:24:41	Dark	40.500	141	Bet Ara	2.8400	4600.0	81	31490	No
300	GOM_NL__2PRFIN20080308_232833_000000392066_00374_31490_1742.N1	08-MAR-2008 23:28:33	Dark	38.500	134	Bet TrA	2.8100	6600.0	77	31490	No
301	GOM_NL__2PRFIN20080308_233115_000000442066_00374_31490_1743.N1	08-MAR-2008 23:31:15	Dark	44.000	4	Alp1Cen	-0.010000	5800.0	88	31490	No
302	GOM_NL__2PRFIN20080308_233232_000000482066_00374_31490_1744.N1	08-MAR-2008 23:32:32	Dark	48.000	10	Bet Cen	0.61000	28000.	96	31490	No
303	GOM_NL__2PRFIN20080308_233430_000000422066_00374_31490_1745.N1	08-MAR-2008 23:34:30	Dark	41.500	77	Eps Cen	2.3030	28000.	83	31490	No
304	GOM_NL__2PRFIN20080308_233556_000000532066_00374_31490_1746.N1	08-MAR-2008 23:35:56	Dark	52.500	26	Gam Cru	1.6240	2900.0	105	31490	No
305	GOM_NL__2PRFIN20080308_233732_000000442066_00374_31490_1747.N1	08-MAR-2008 23:37:32	Straylight	43.500	64	Gam Cen	2.2000	10600.	87	31490	No
306	GOM_NL__2PRFIN20080308_233928_000000522066_00374_31490_1748.N1	08-MAR-2008 23:39:28	Straylight	51.500	123	lot Cen	2.7500	10200.	103	31490	No
307	GOM_NL__2PRFIN20080308_234635_000000562066_00374_31490_1749.N1	08-MAR-2008 23:46:35	Straylight	56.000	171	2Eps Crv	3.0010	4250.0	112	31490	No
308	GOM_NL__2PRFIN20080308_235803_000000402066_00374_31490_1750.N1	08-MAR-2008 23:58:03	Bright	40.000	22	32Alp Leo	1.3600	15200.	80	31490	No

3. Quality information per product

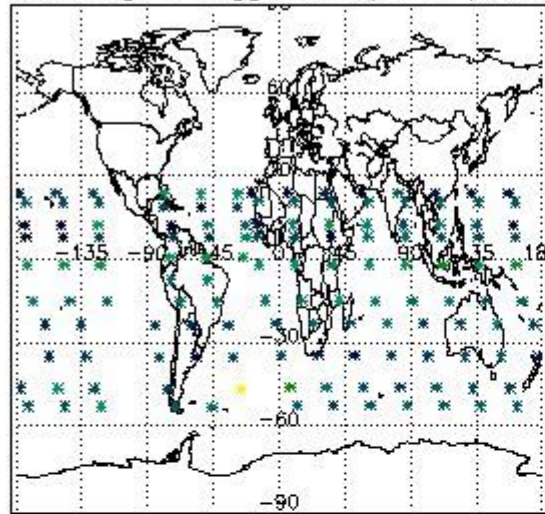
In this section it is plotted some information contained in the Quality Summary data set of the level 2 products. Only products in dark limb conditions and without errors (error flag in the MPH set to "0") are used.

3.1 Plot quality information per product (time dependant)

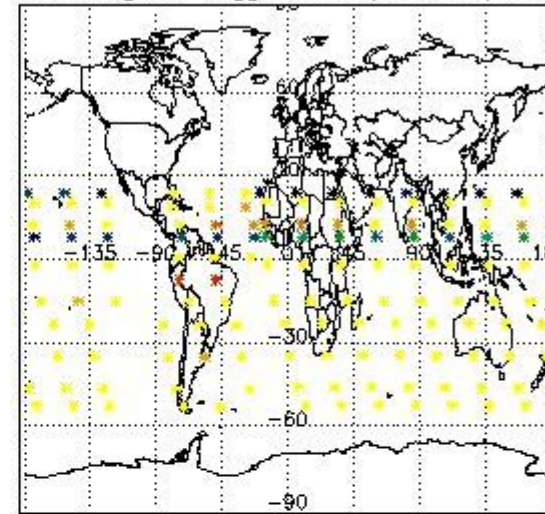


3.2 Plot quality information per product (world map)

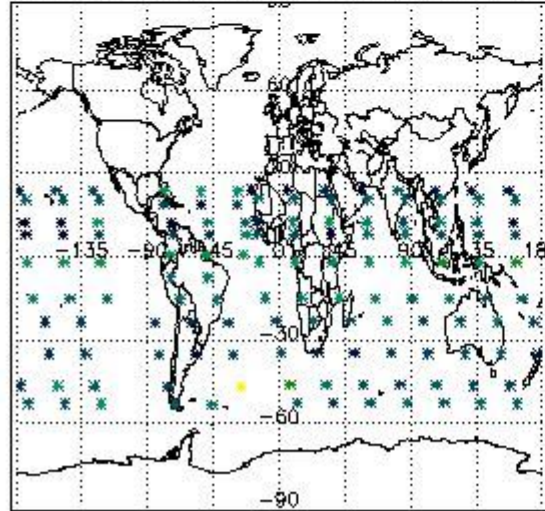
Percentage of flagged data per O3 profile



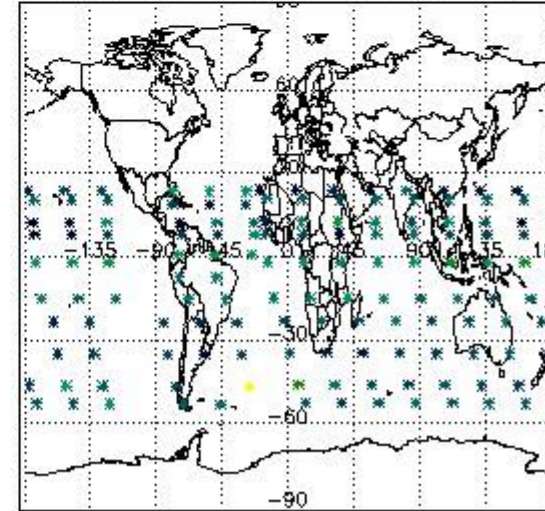
Percentage of flagged data per H2O profile



Percentage of flagged data per NO2 profile



Percentage of flagged data per NO3 profile

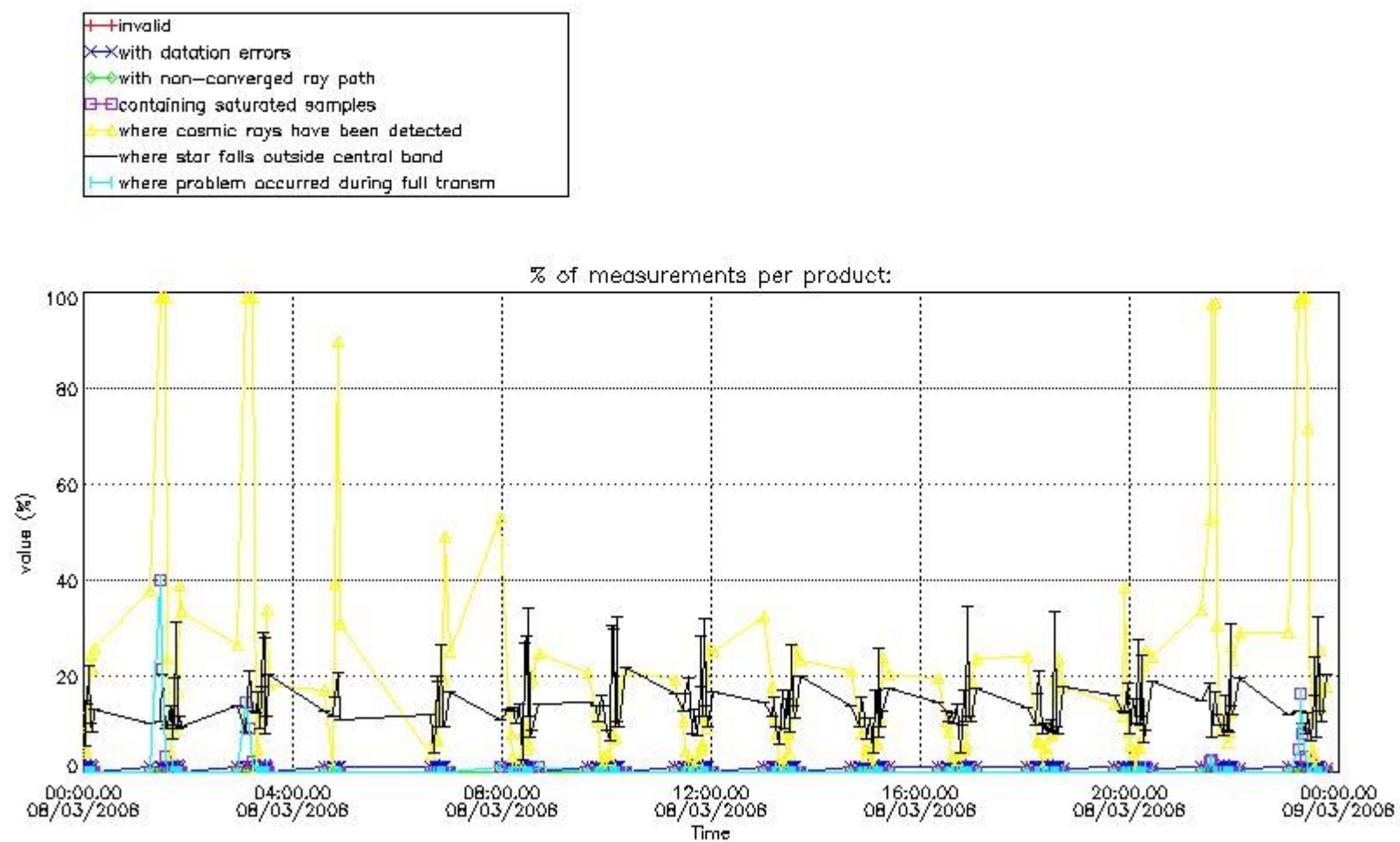


4. Level 1 quality information per product

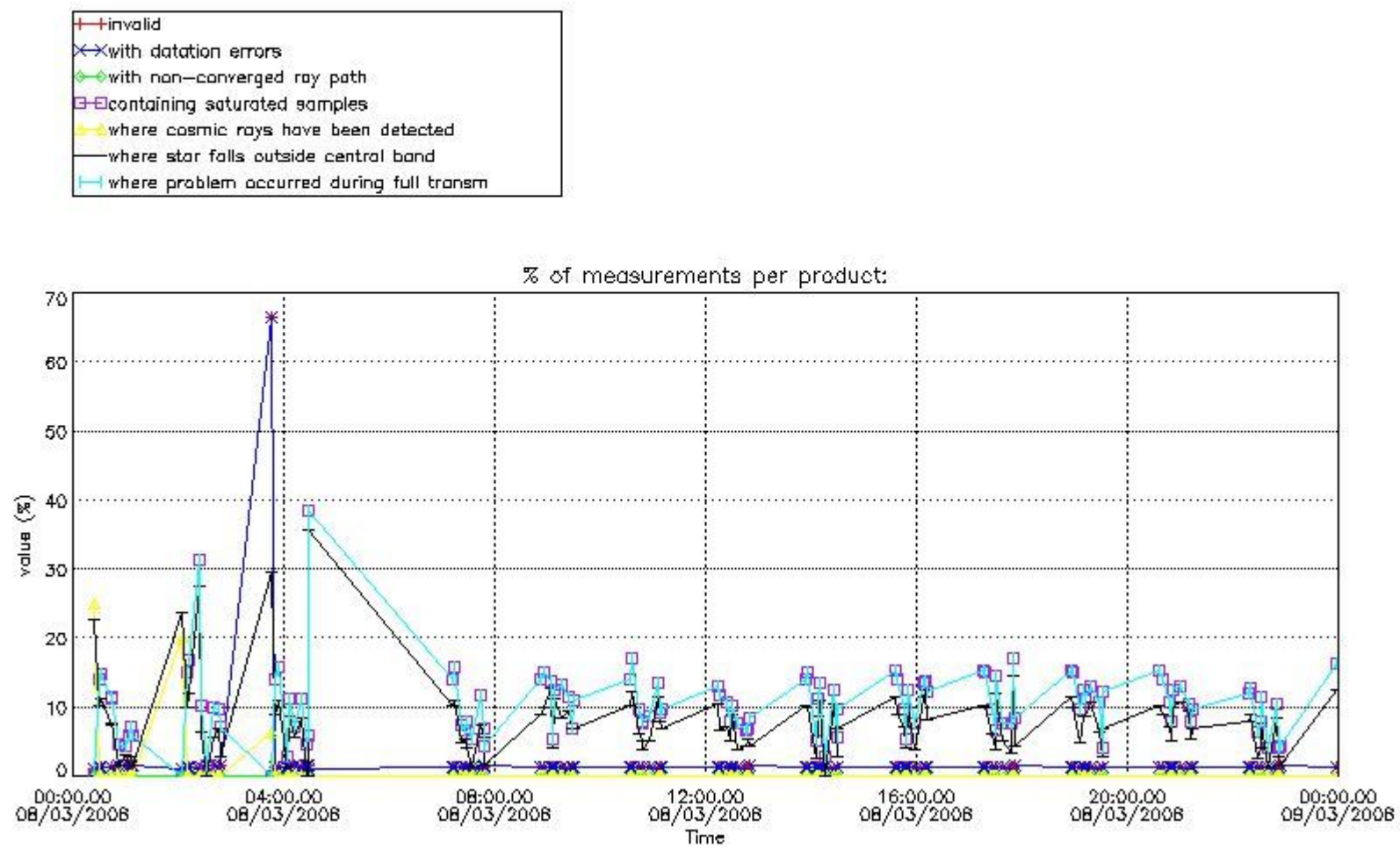
In this section it is plotted some information contained in the Quality Summary data set of the level 2 products that comes from the level 1b processing. Products without errors (error flag in the MPH set to "0") are used.

4.1 Plot quality information per product (time dependant) coming from level 1b processing

4.1.1 Plot level 1 quality information per product (time dependant): ENVISAT ASCENDING passes



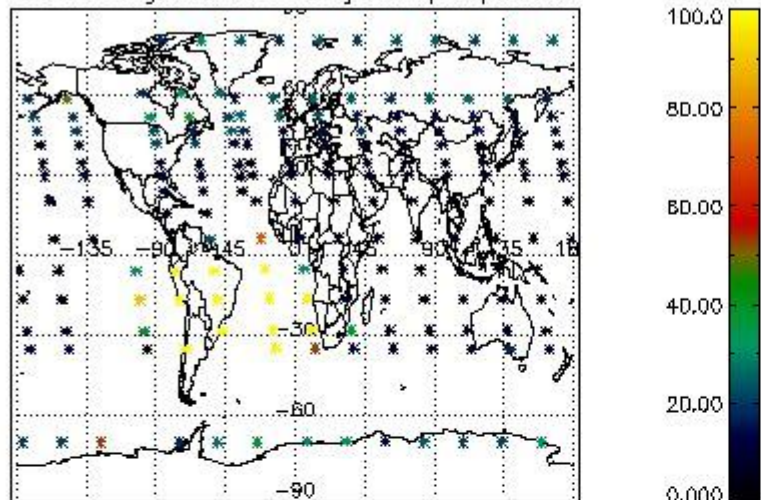
4.1.2 Plot level 1 quality information per product (time dependant): ENVI SAT DESCENDING passes



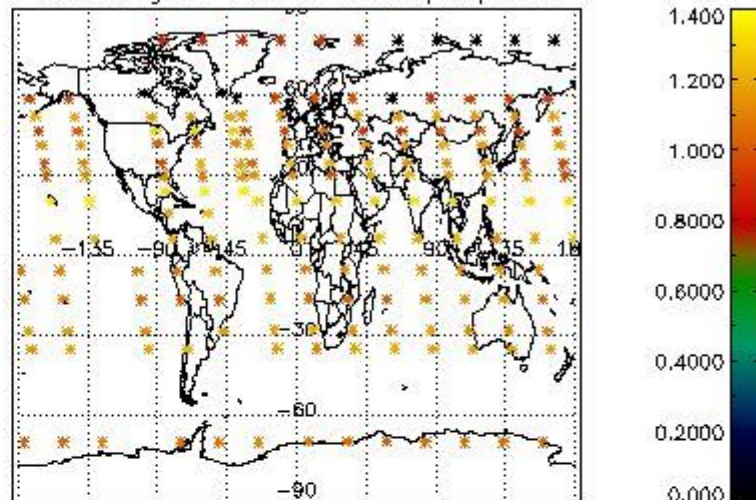
4.2 Plot quality information per product coming from level 1b processing (world map)

4.2.1 Plot level 1 quality information per product (world map): ENVISAT ASCENDING passes

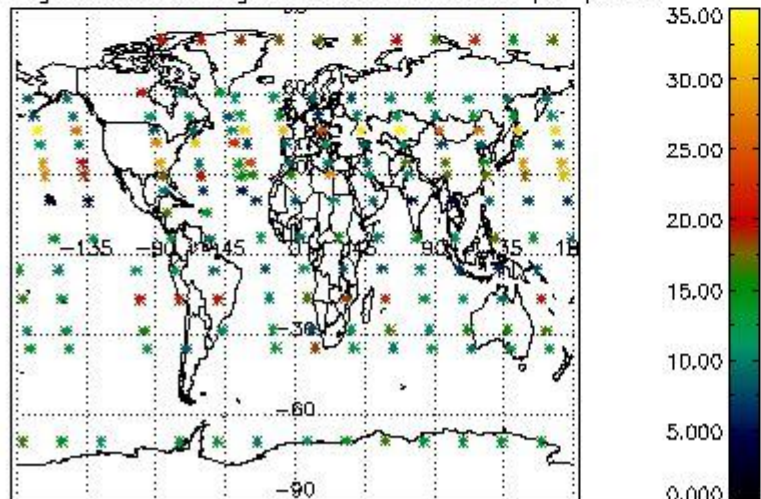
Percentage of cosmic ray hits per profile



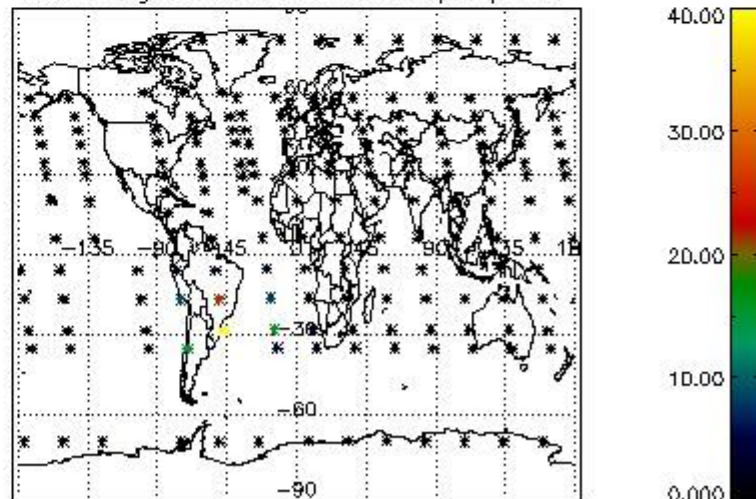
Percentage of datation errors per profile



Percentage of star falling outside central band per profile

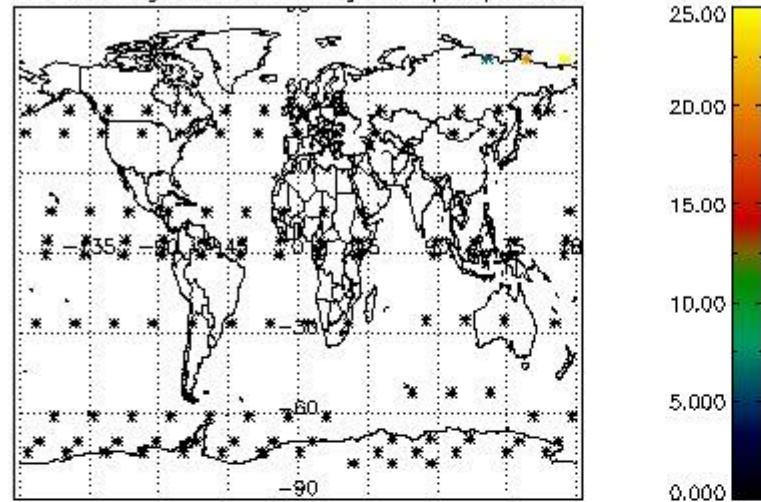


Percentage of saturation errors per profile

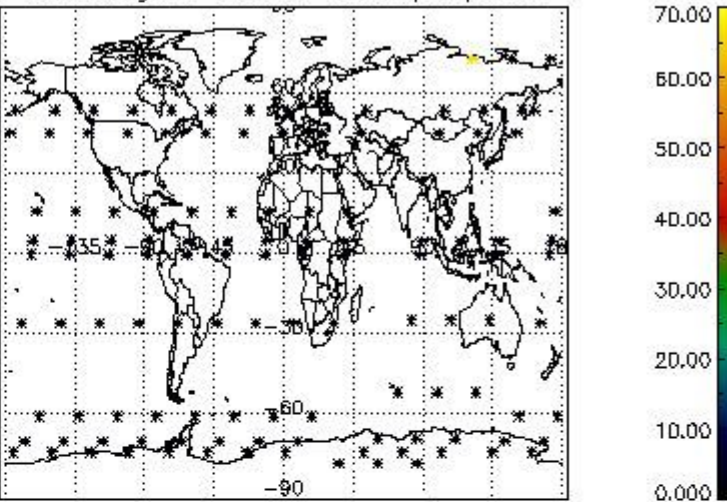


4.2.2 Plot level 1 quality information per product (world map): ENVISAT DESCENDING passes

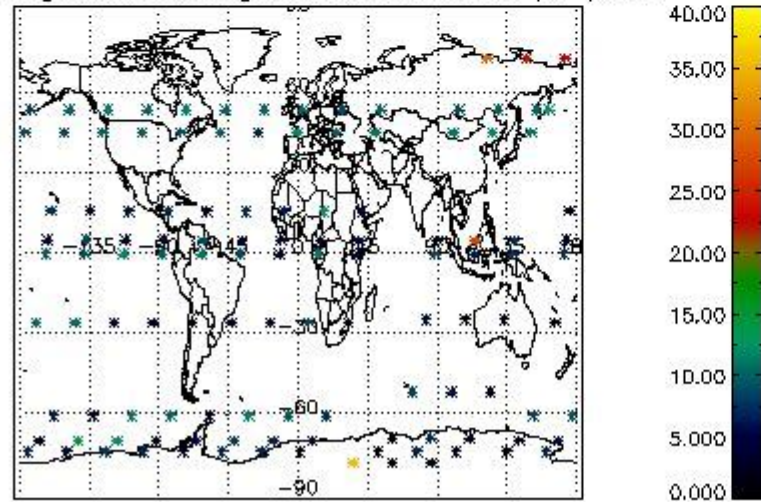
Percentage of cosmic ray hits per profile



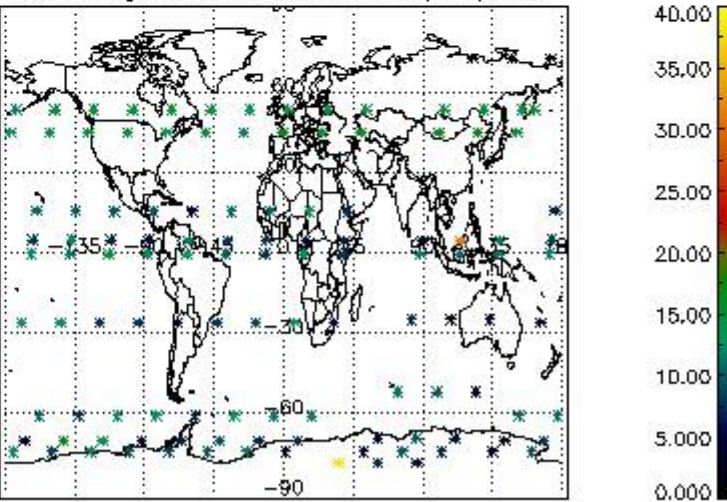
Percentage of datation errors per profile



Percentage of star falling outside central band per profile



Percentage of saturation errors per profile



5. Trace gas profiles

5.1 Ozone statistics based on quality of products

The final quality of the products can be "measured" using the STD (Standard Deviation) attached to every point profile. This information is written to the parameter GOM_NL__2P/NL_LOCAL_SPECIES_DENSITY/o3_std of the level 2 products. The table below shows the statistics for given STD ranges.

The statistics are given with respect to the overall valid production:

- Products without fatal errors: GOM_NL__2P/MPH/PRODUCT_ERR=0
- Valid point profile: GOM_NL__2P/NL_LOCAL_SPECIES_DENSITY/pcd(0)=0

The 'Criteria' is applied to valid points of dark limb products:

- Products in dark limb illumination condition: GOM_NL__2P/NL_SUMMARY_QUALITY/obs_ill_cond=0
- Products without fatal errors: GOM_NL__2P/MPH/PRODUCT_ERR=0
- Valid point profile: GOM_NL__2P/NL_LOCAL_SPECIES_DENSITY/pcd(0)=0

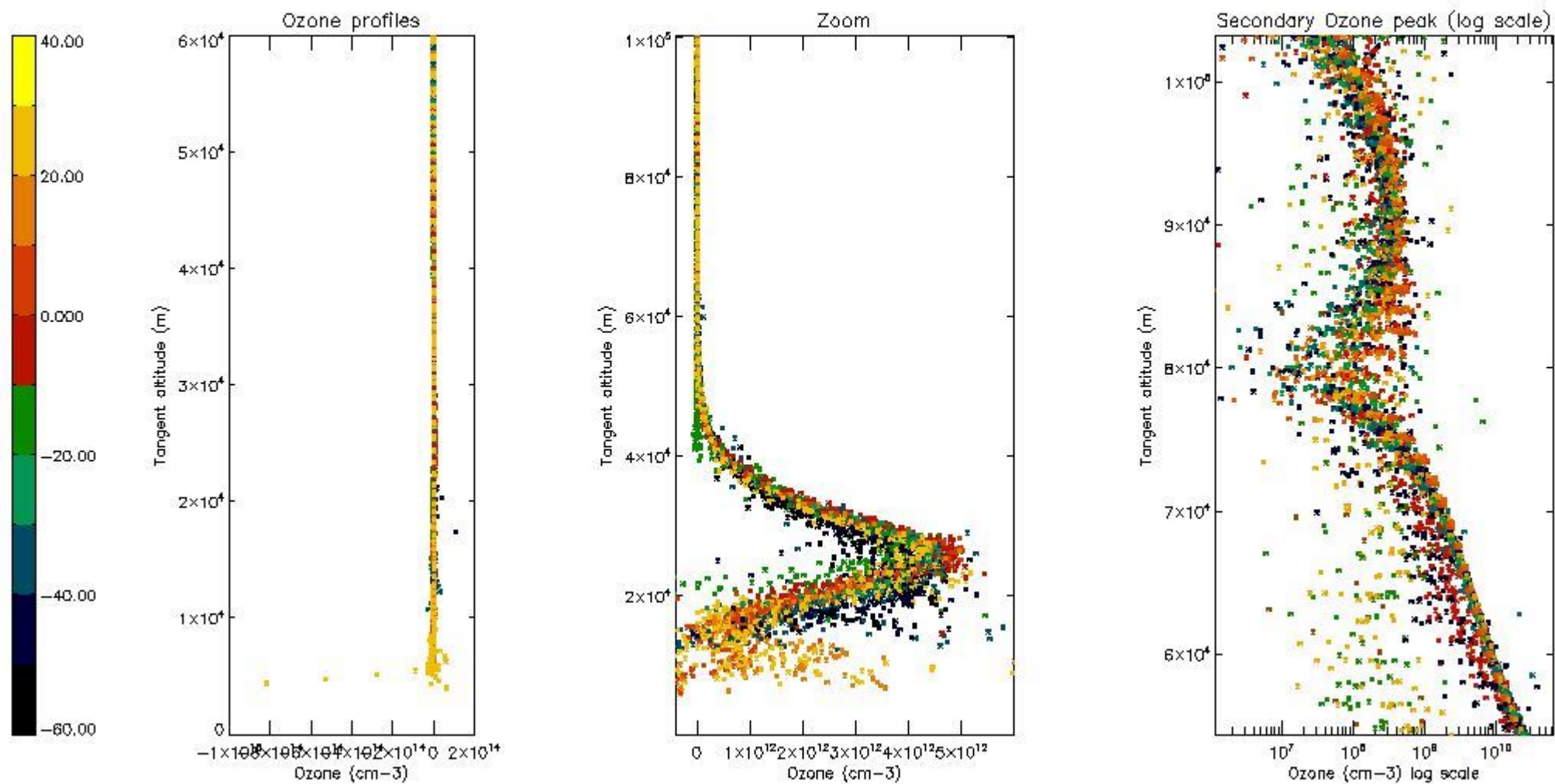
So, the table below shows the percentage of dark limb and valid observations for each criteria with respect to the overall valid daily observations.

Criteria	% of total production
All STD	46
STD < 20	25

STD < 10	18
STD < 5	13

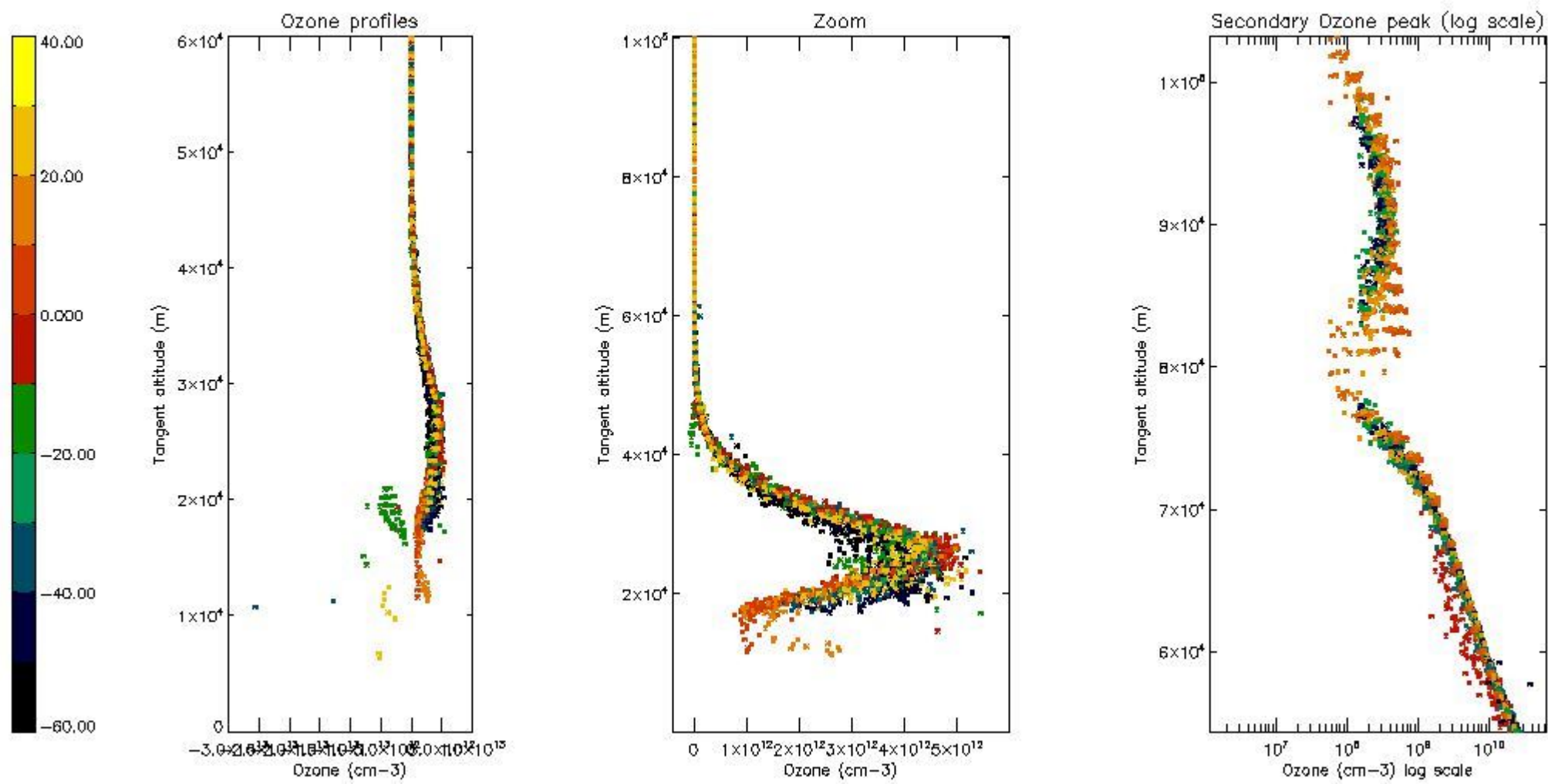
5.2 Plot ozone profiles for all STD (dark without errors)

The colorbar represents the latitude.



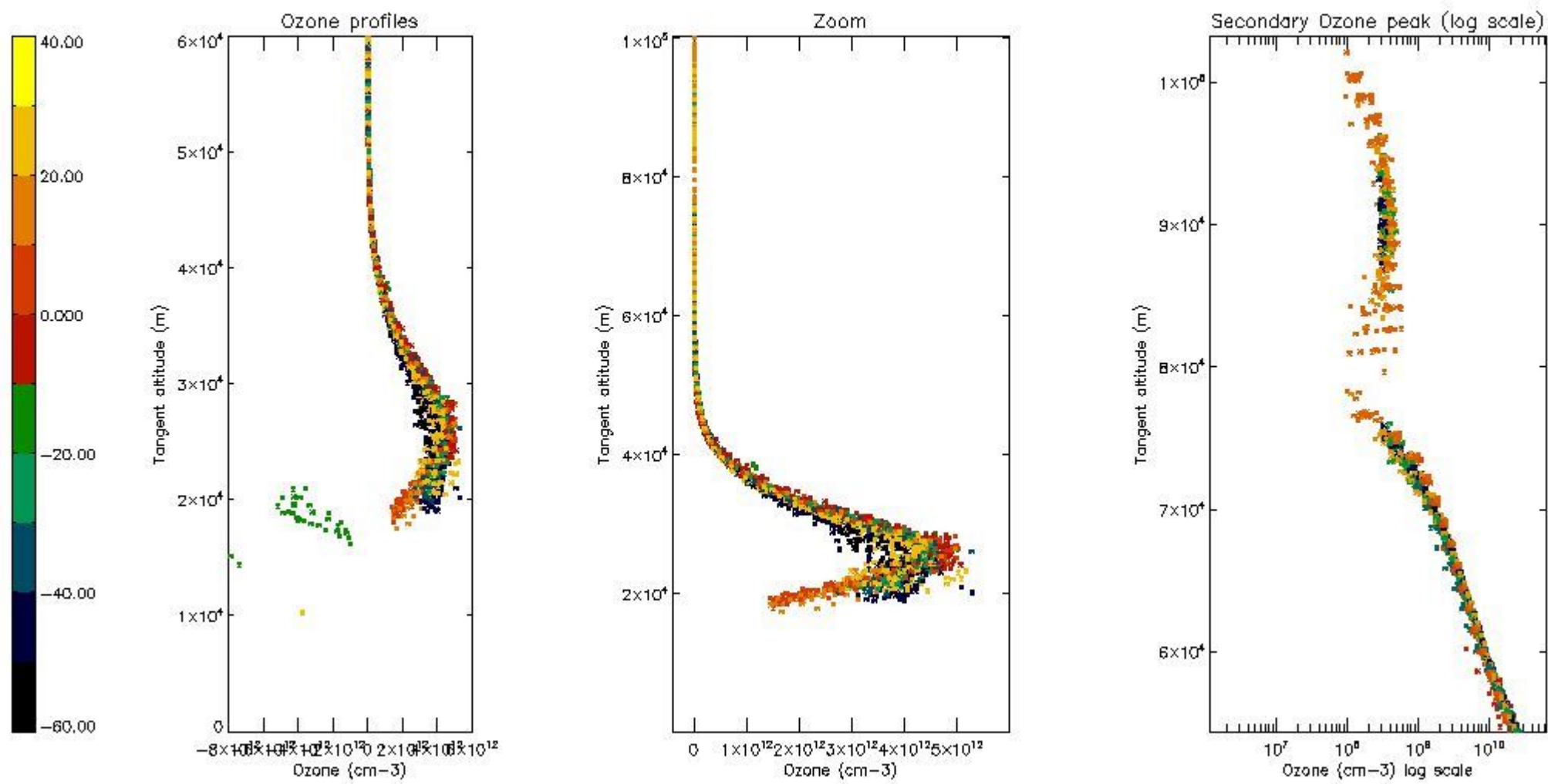
5.3 Plot ozone profiles where STD < 20% (dark without errors)

The colorbar represents the latitude.



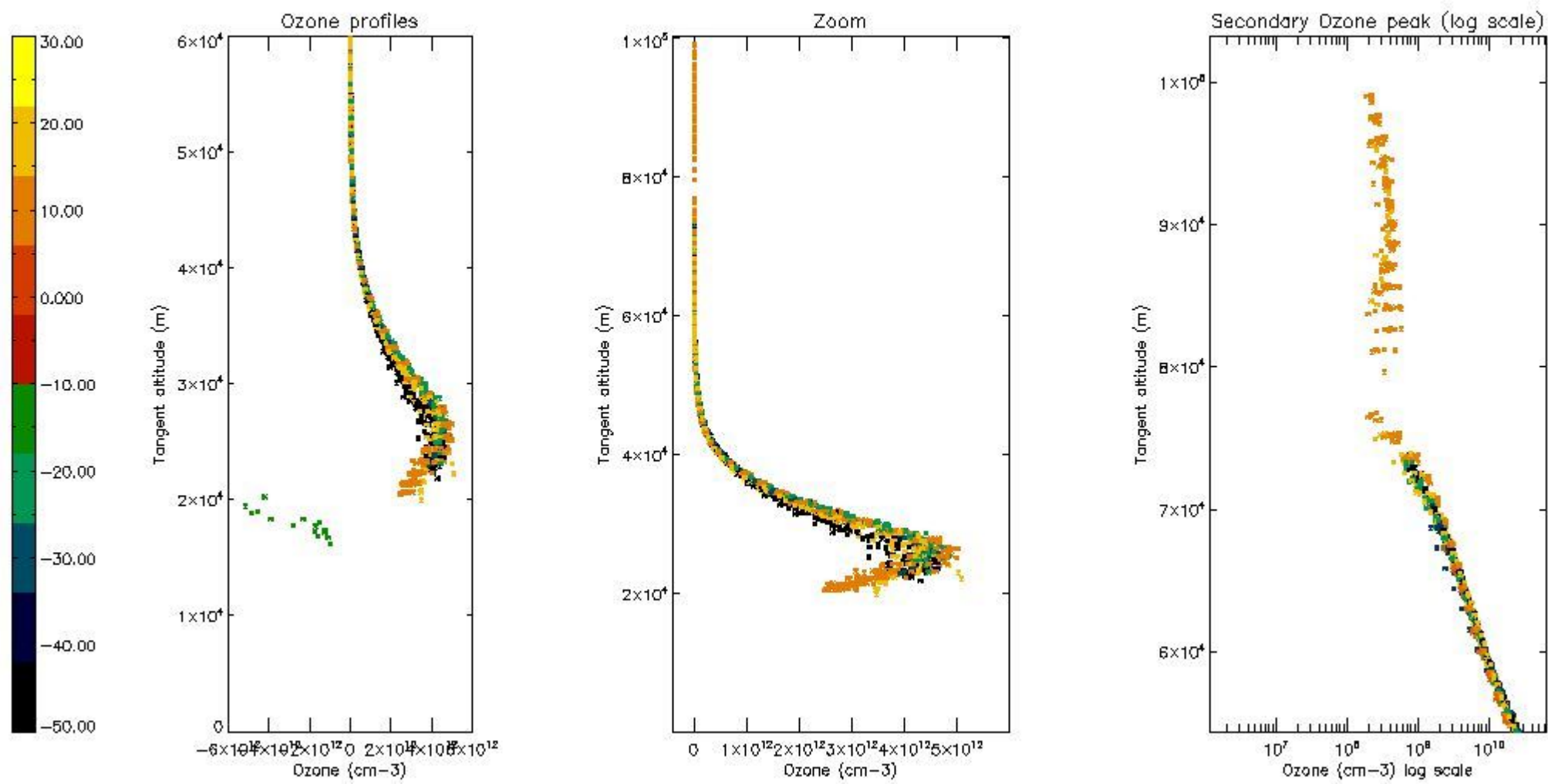
5.4 Plot ozone profiles where STD < 10% (dark without errors)

The colorbar represents the latitude.



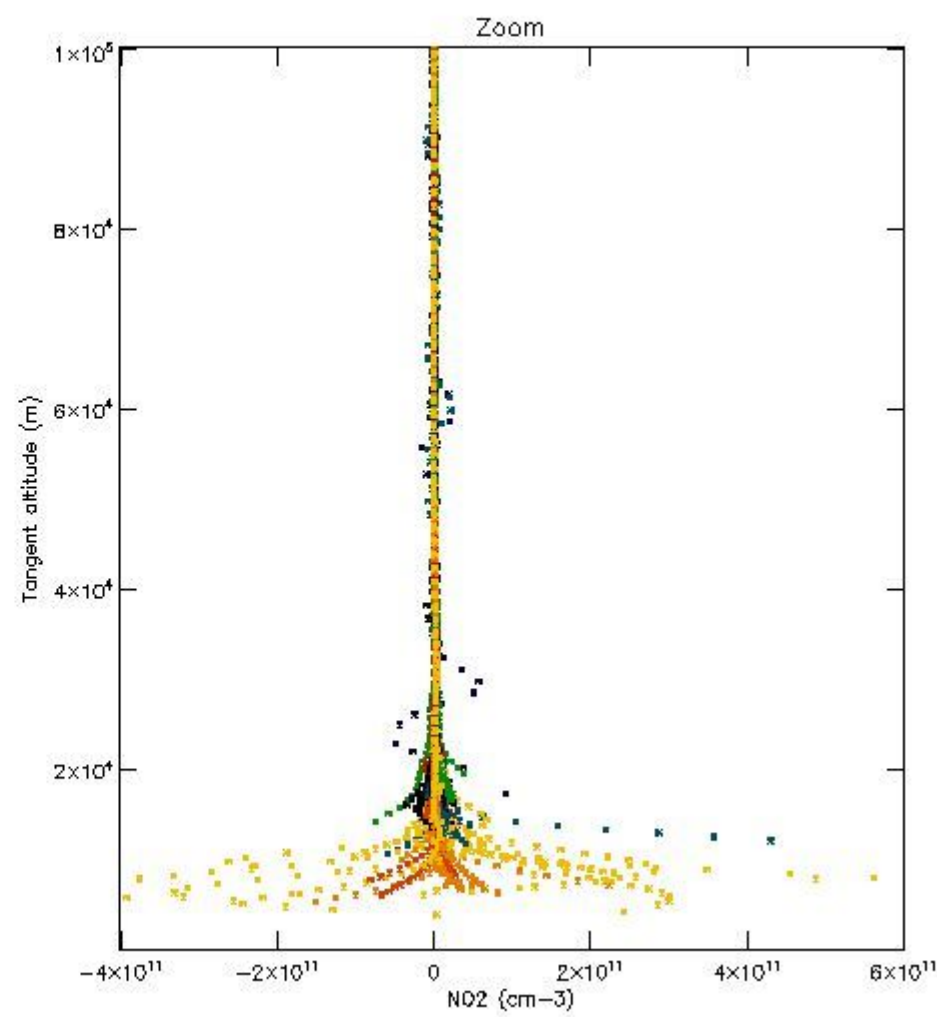
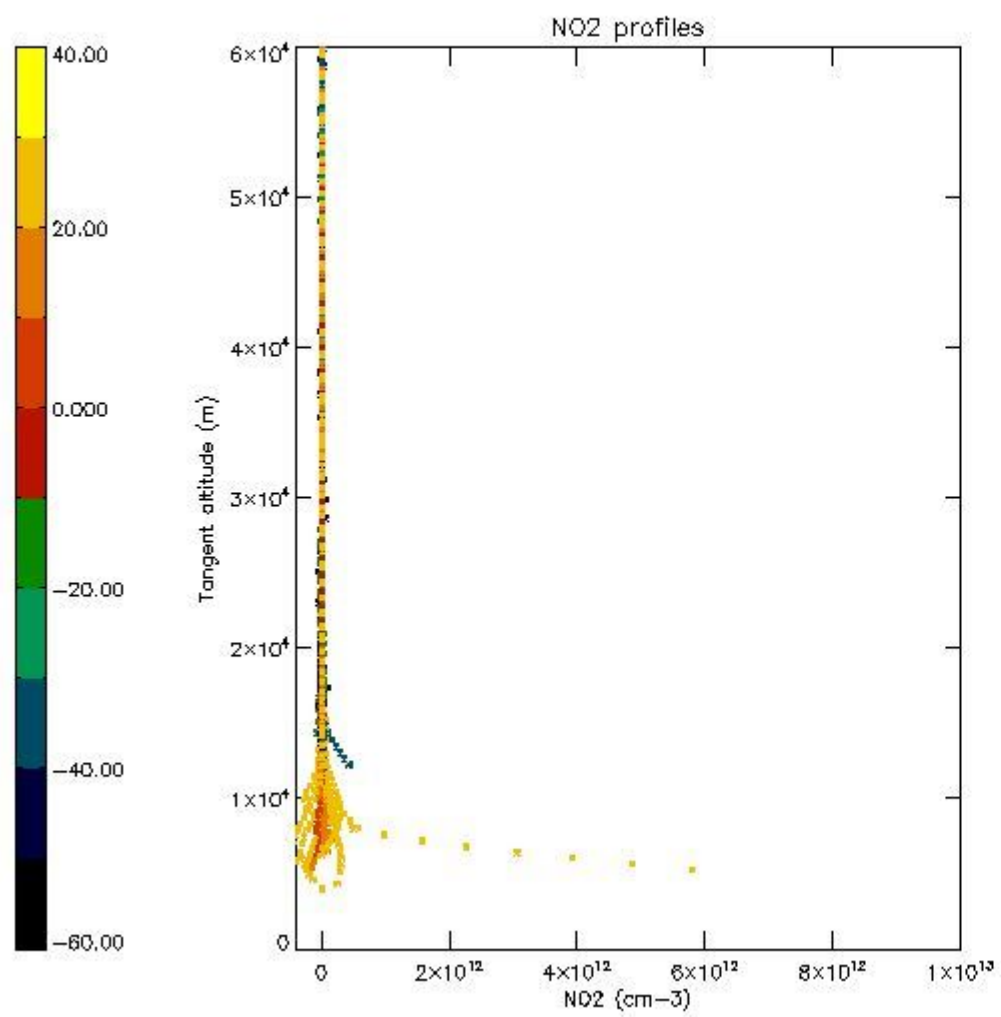
5.5 Plot ozone profiles where STD < 5% (dark without errors)

The colorbar represents the latitude.



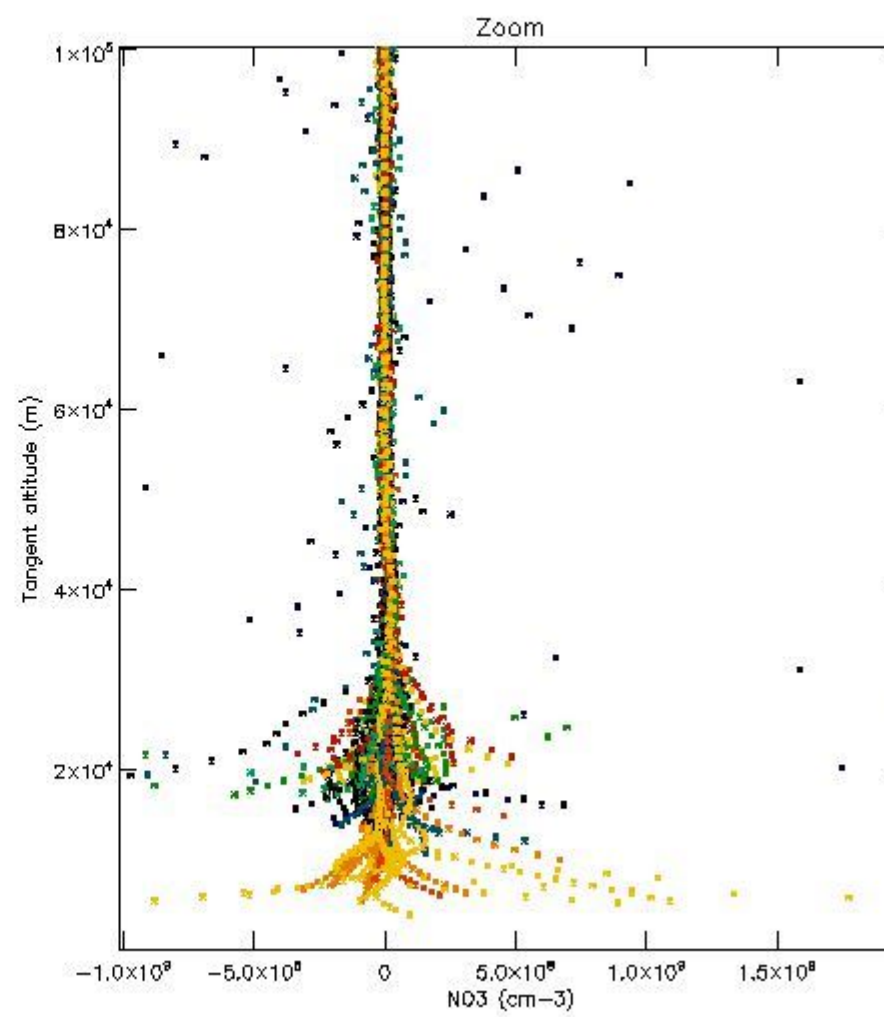
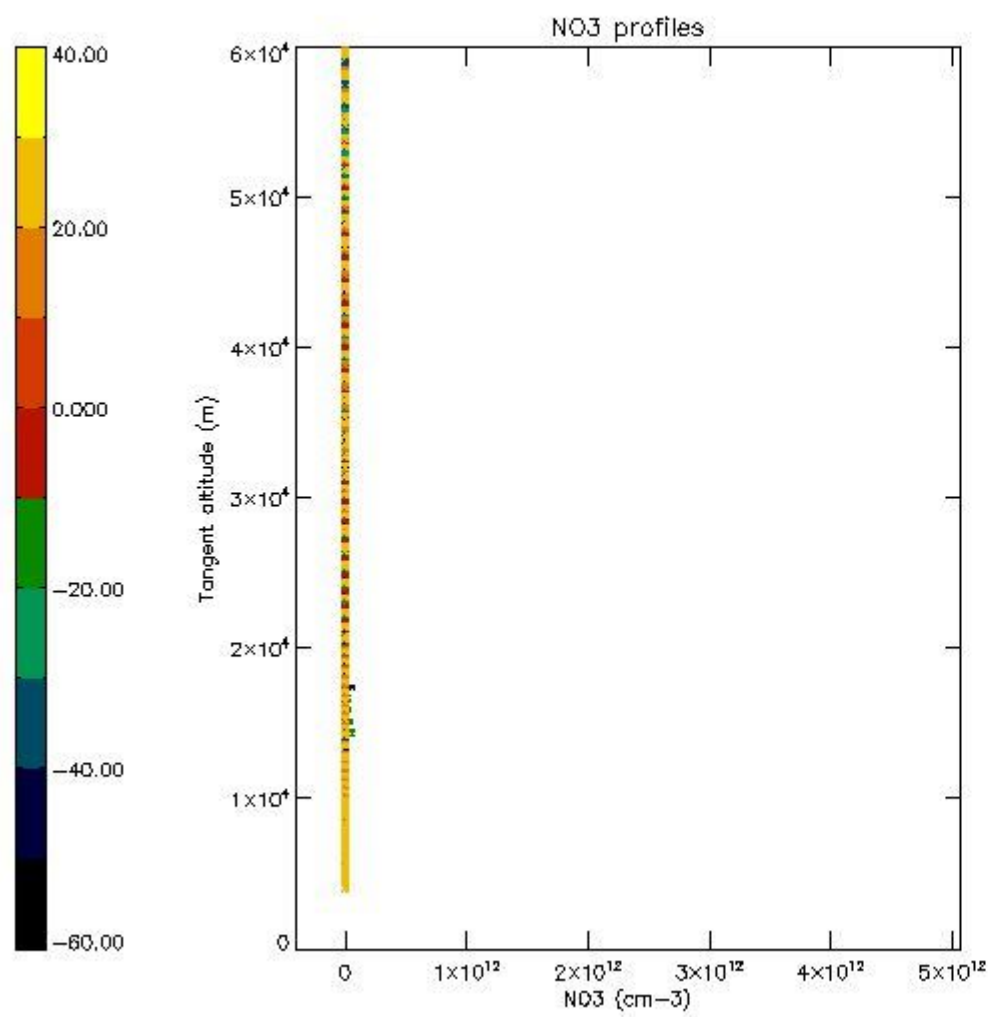
5.6 Plot NO₂ profiles for all STD (dark without errors)

The colorbar represents the latitude.



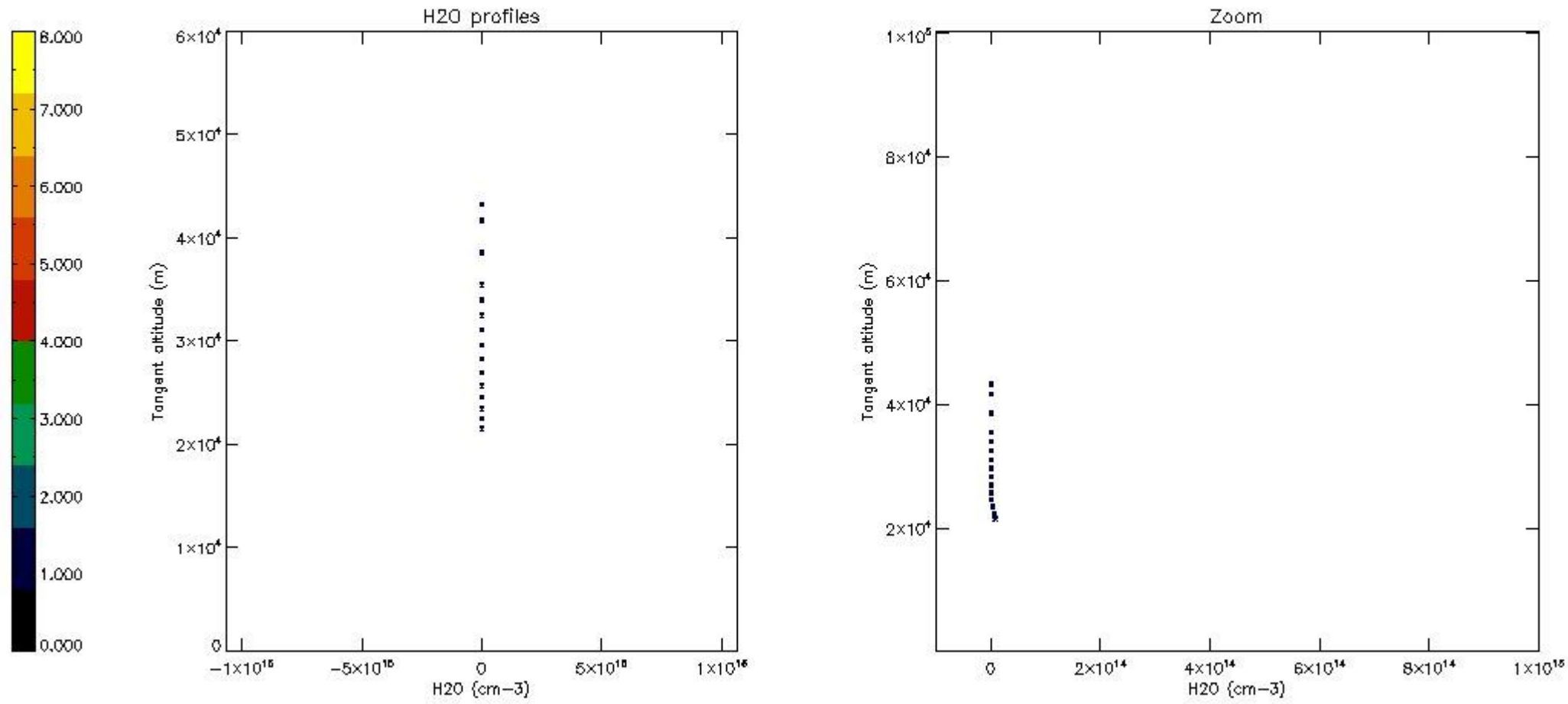
5.7 Plot NO3 profiles for all STD (dark without errors)

The colorbar represents the latitude.



5.8 Plot H2O profiles for all STD (only for occultations of stars 1,2,3,4,13,14,16,26,63 dark without errors)

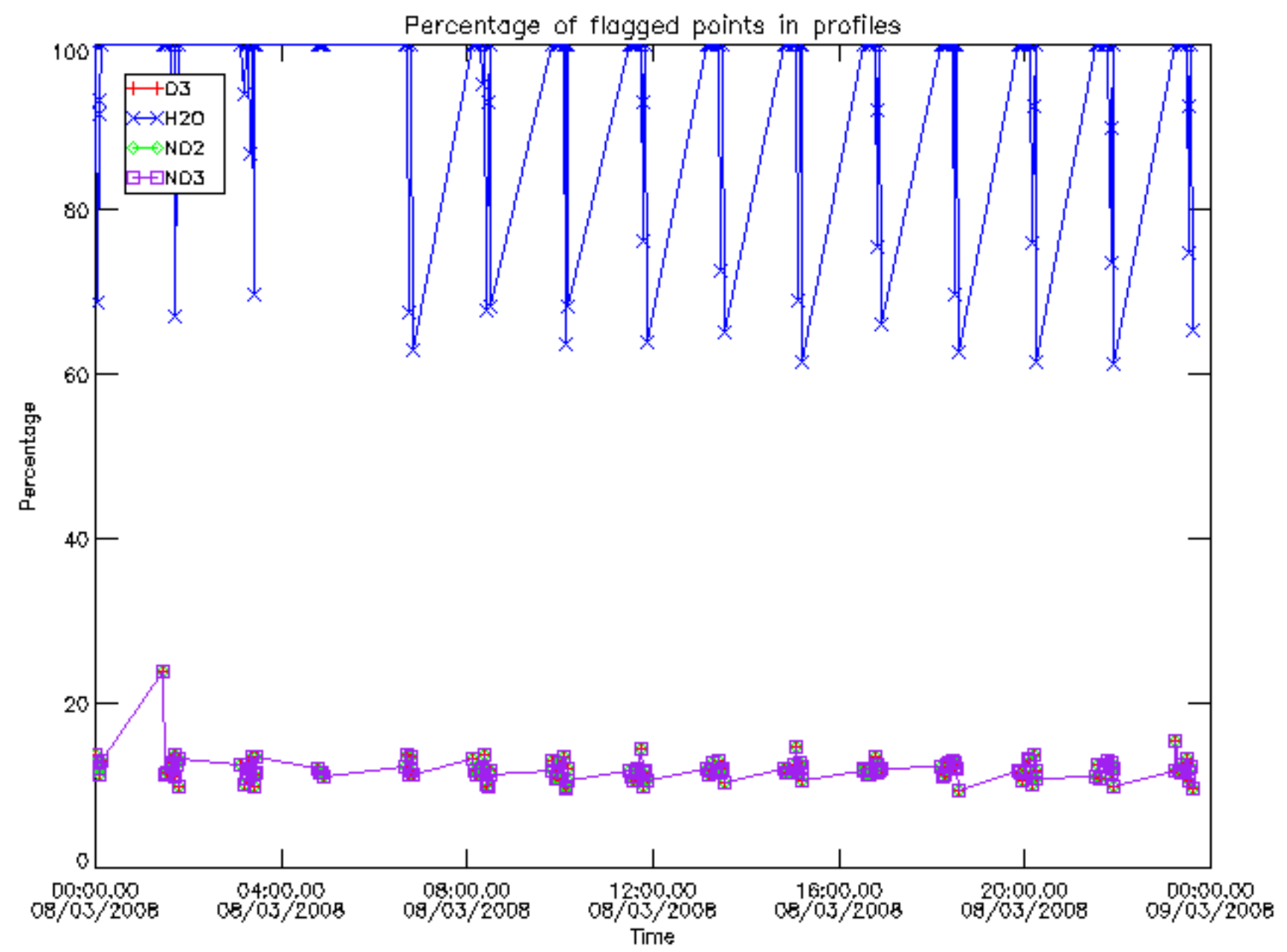
The colorbar represents the latitude.



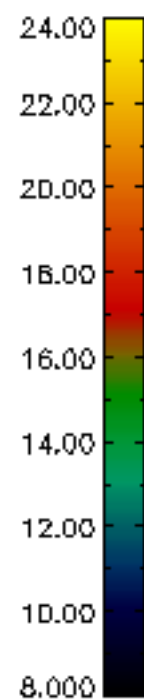
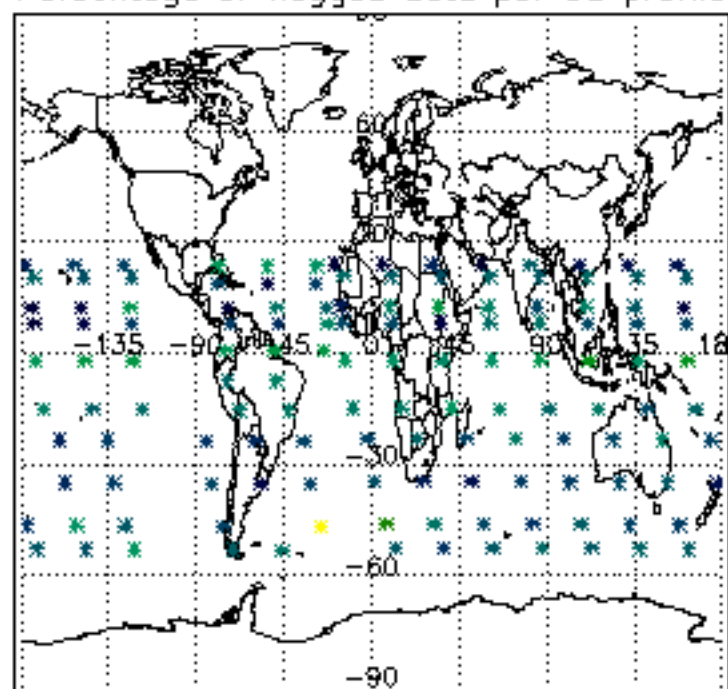
6. Auxiliary Data Files used for the production reported in section 2

The number reported in the third column indicates since which file (see list in section 2) the corresponding auxiliary file has been used. The fourth column is the date of those product files.

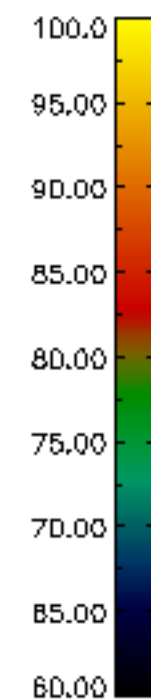
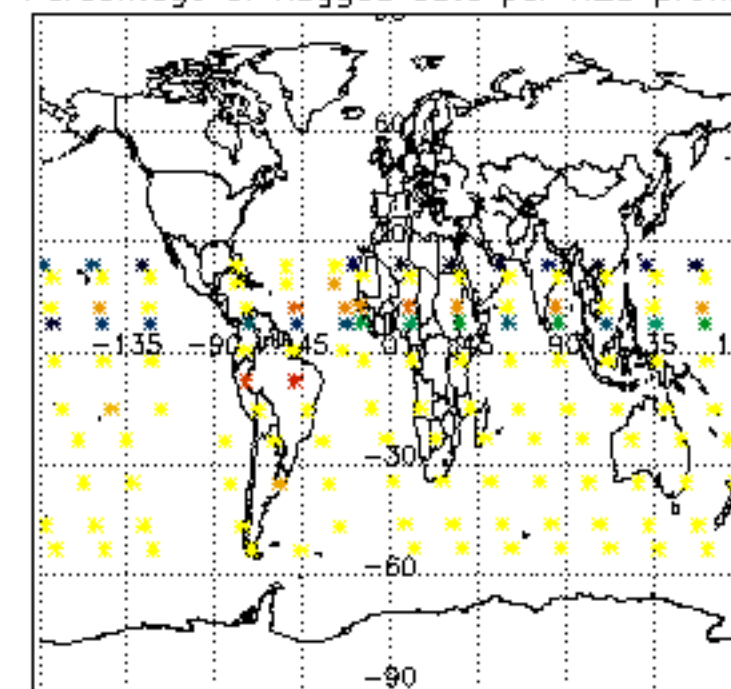
Type	Auxiliary Filename	Used since product	Used since product date
INST_PHYS_CHARACTERISTICS	GOM_INS_AXVIEC20091111_143220_20030716_120000_20500101_000000	1	08-MAR-2008 00:01:09
LEVEL-2_PROC_CONFIG	GOM_PR2_AXVIEC20091111_152718_20020301_000000_20500101_000000	1	08-MAR-2008 00:01:09
CROSS_SECTIONS_FILE	GOM_CRS_AXVIEC20091111_154832_20020301_000000_20500101_000000	1	08-MAR-2008 00:01:09



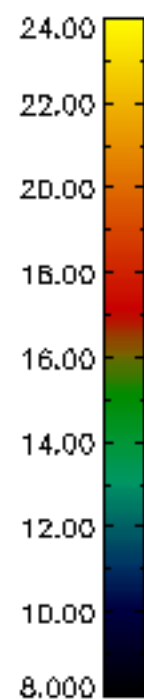
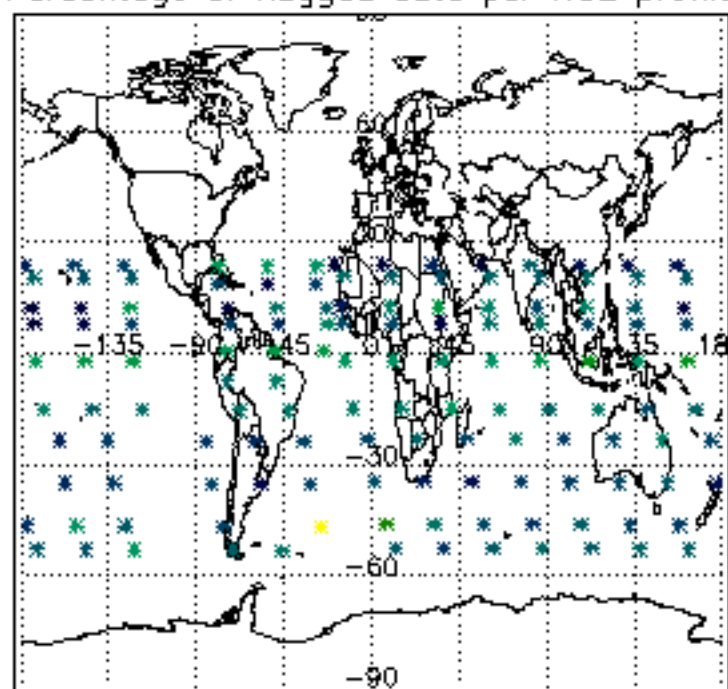
Percentage of flagged data per D3 profile



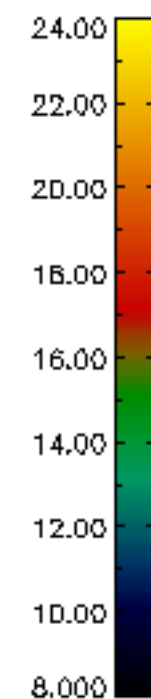
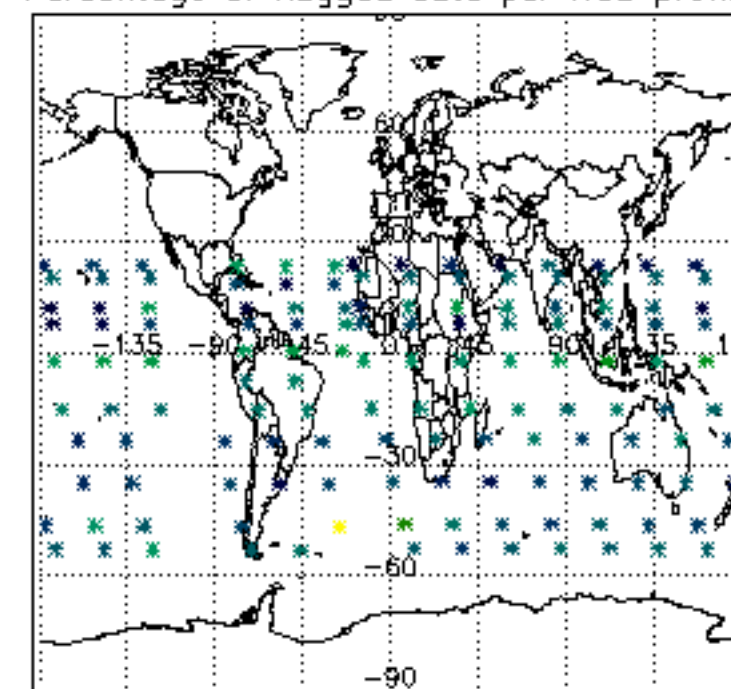
Percentage of flagged data per H2O profile

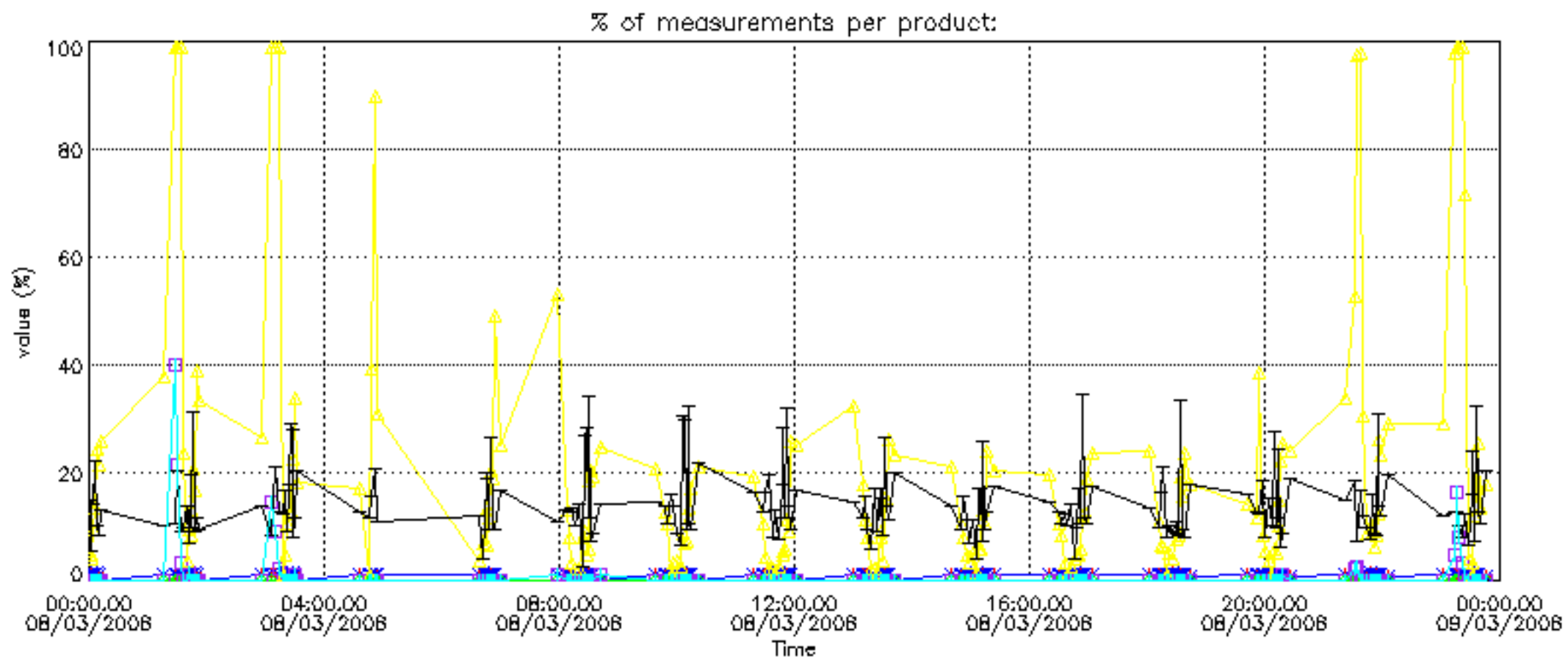


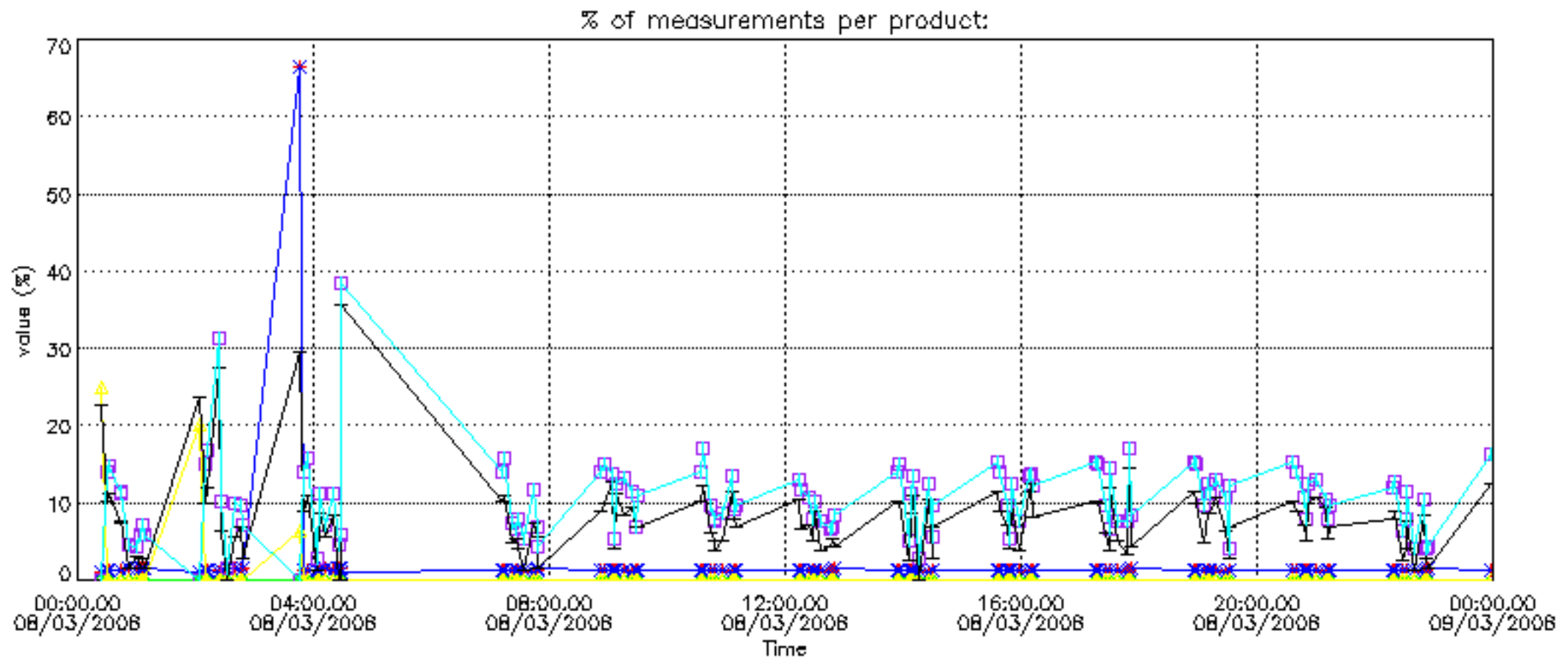
Percentage of flagged data per NO2 profile



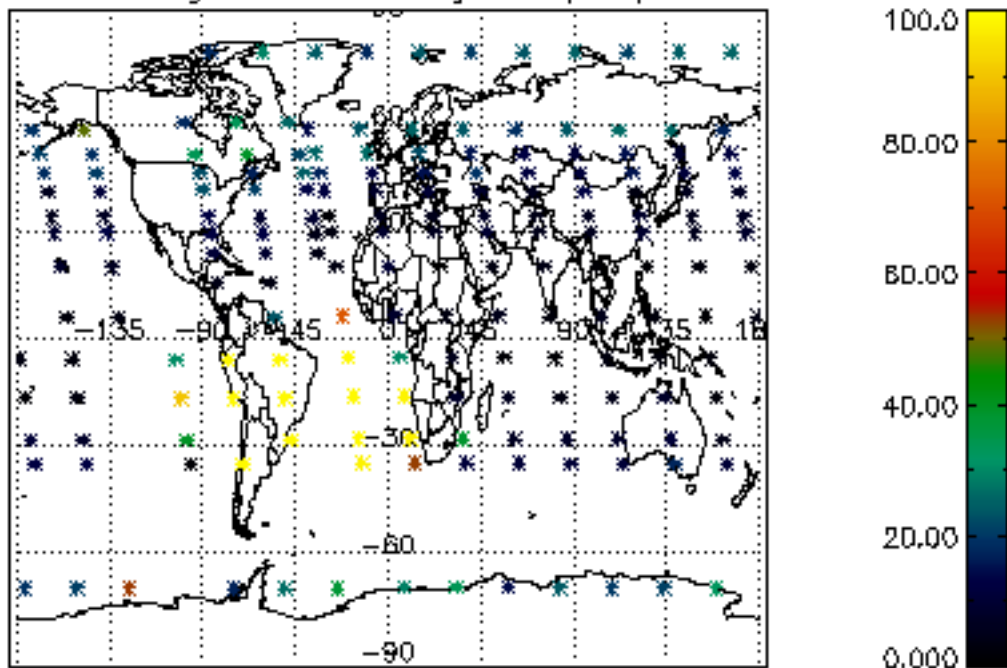
Percentage of flagged data per NO3 profile



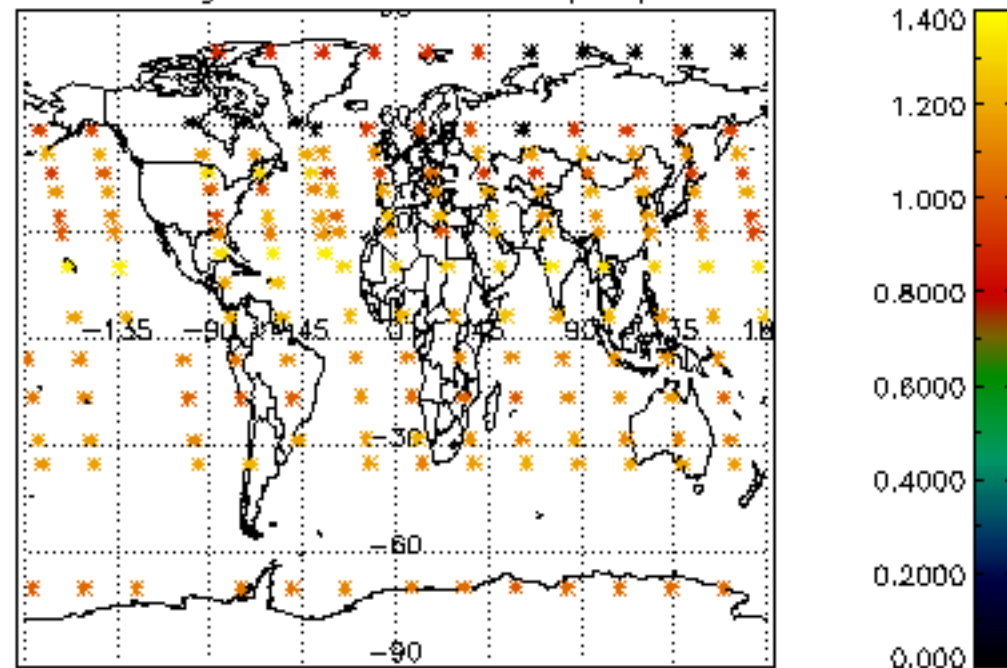




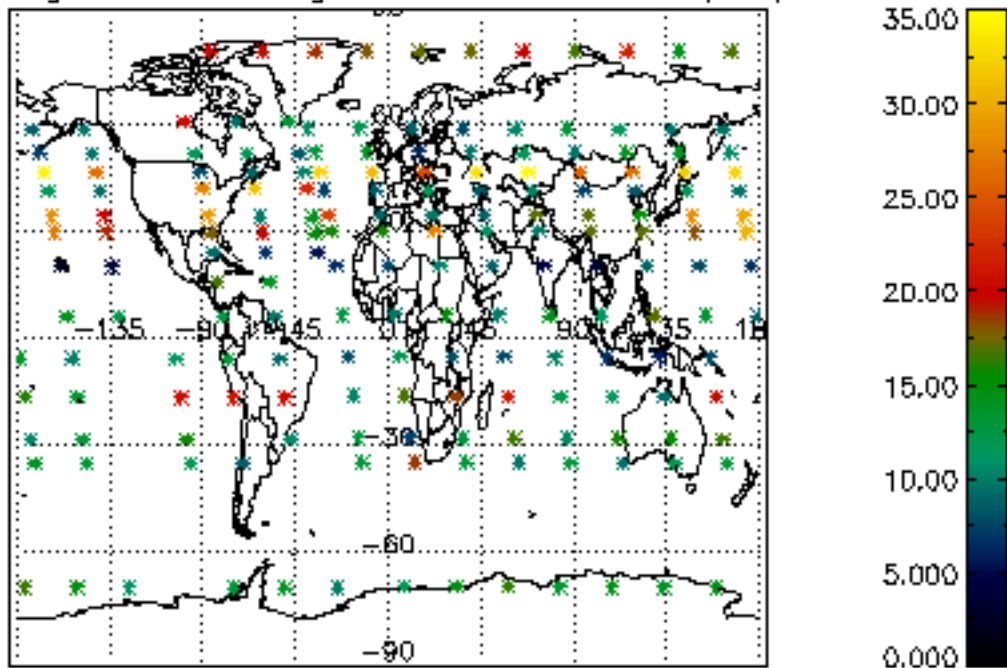
Percentage of cosmic ray hits per profile



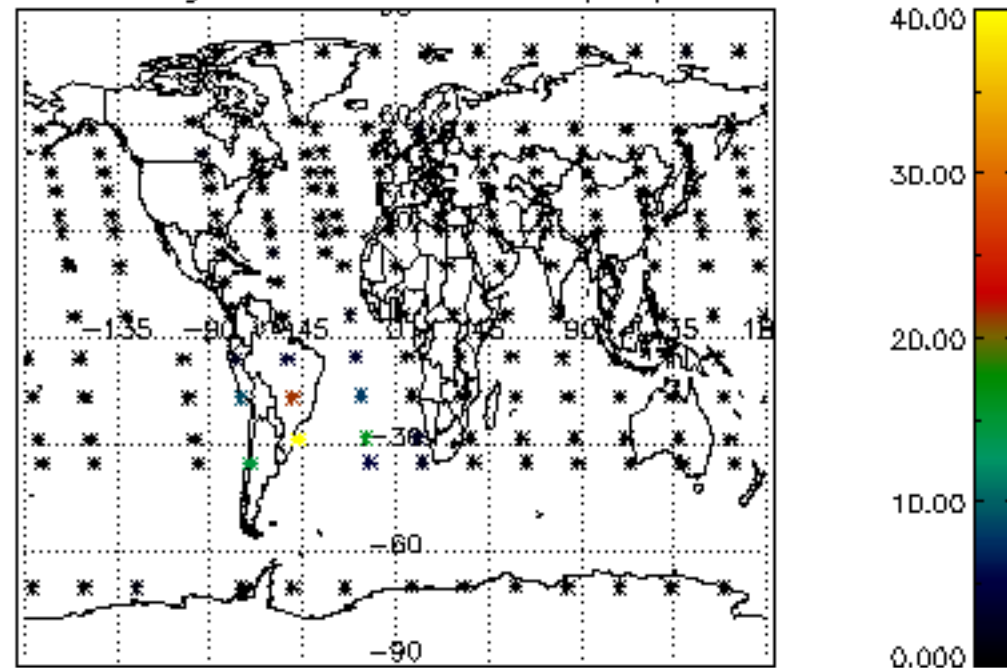
Percentage of datation errors per profile



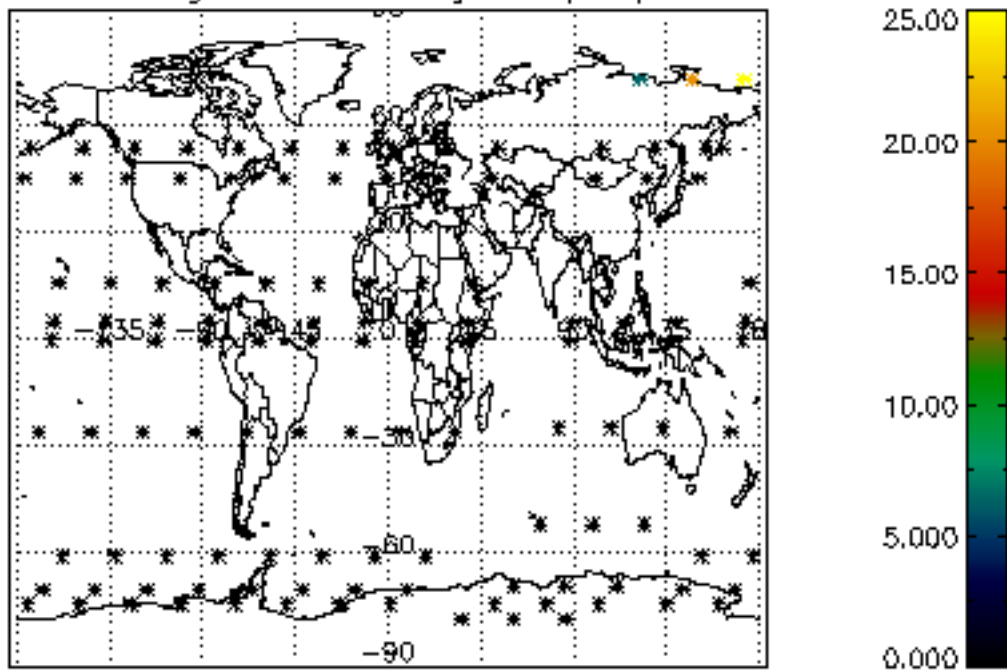
Percentage of star falling outside central band per profile



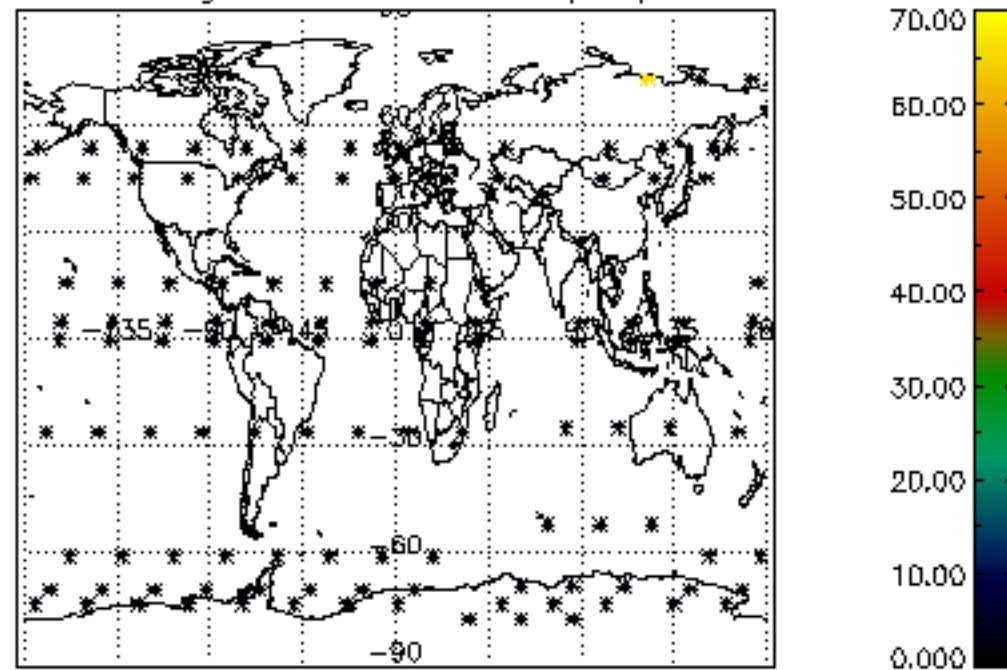
Percentage of saturation errors per profile



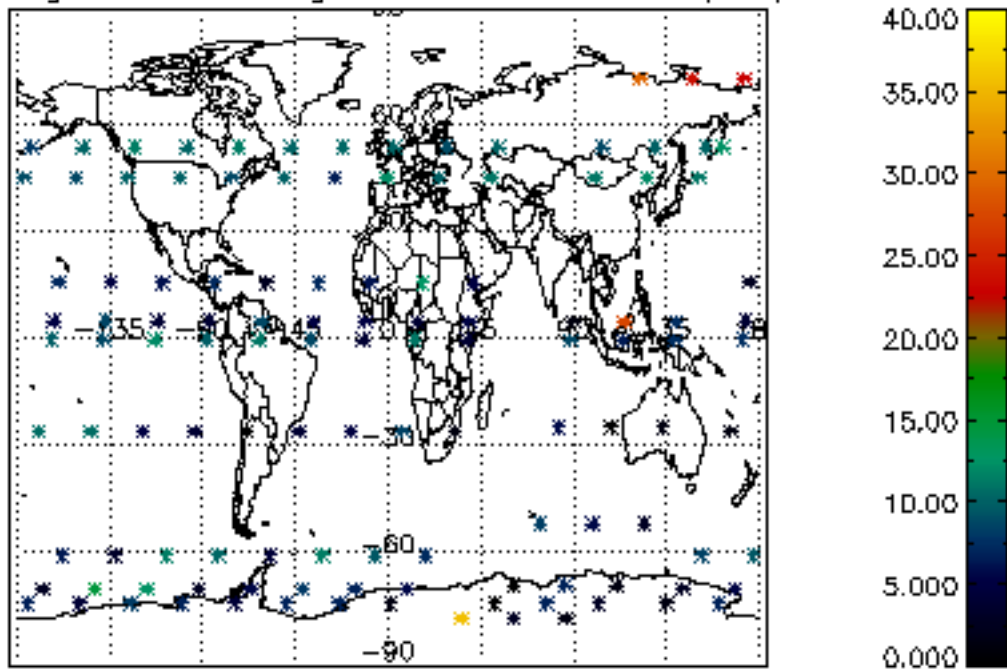
Percentage of cosmic ray hits per profile



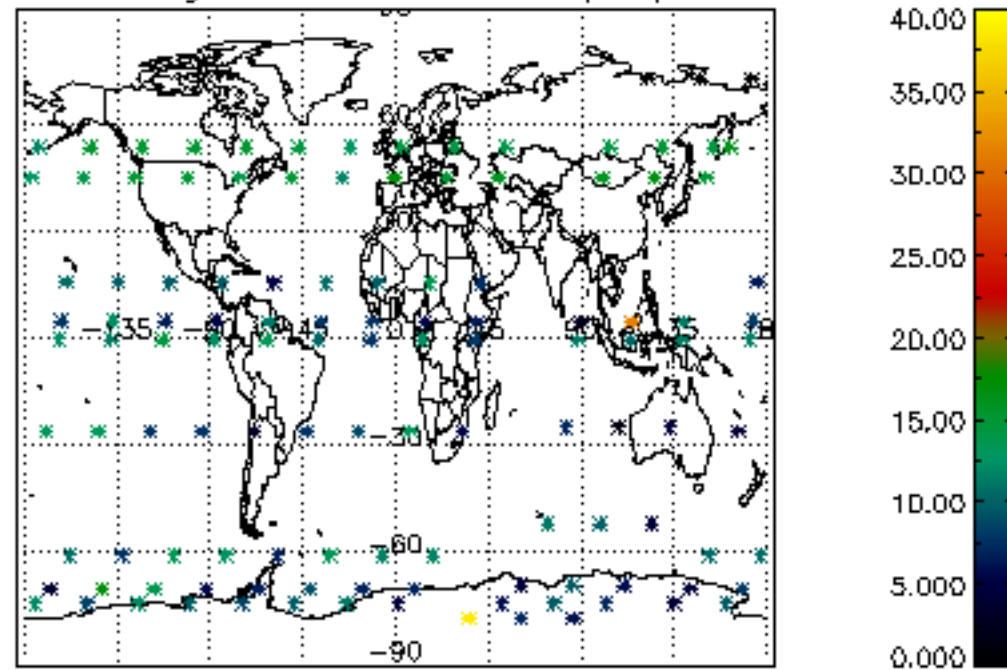
Percentage of datation errors per profile

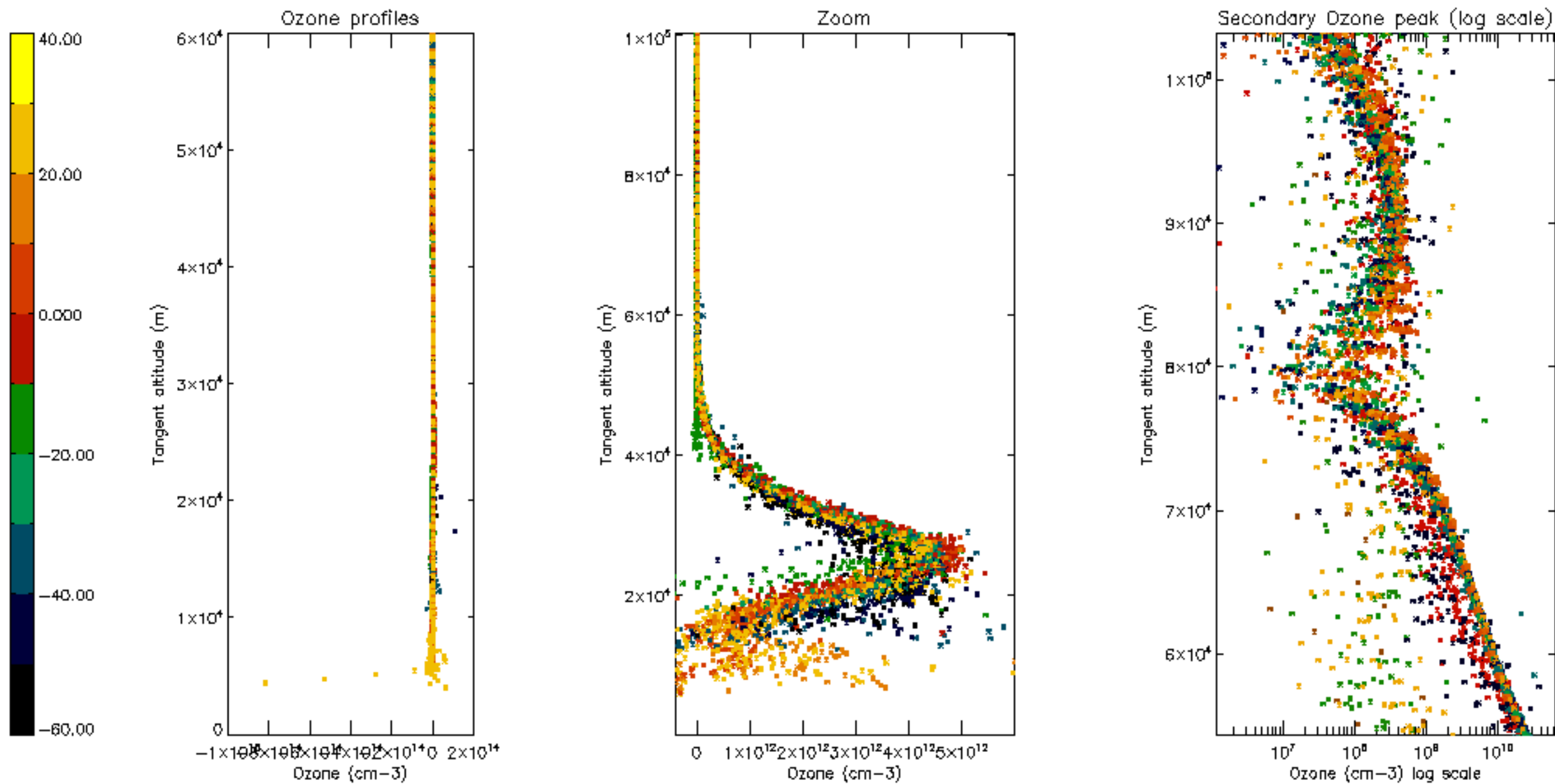


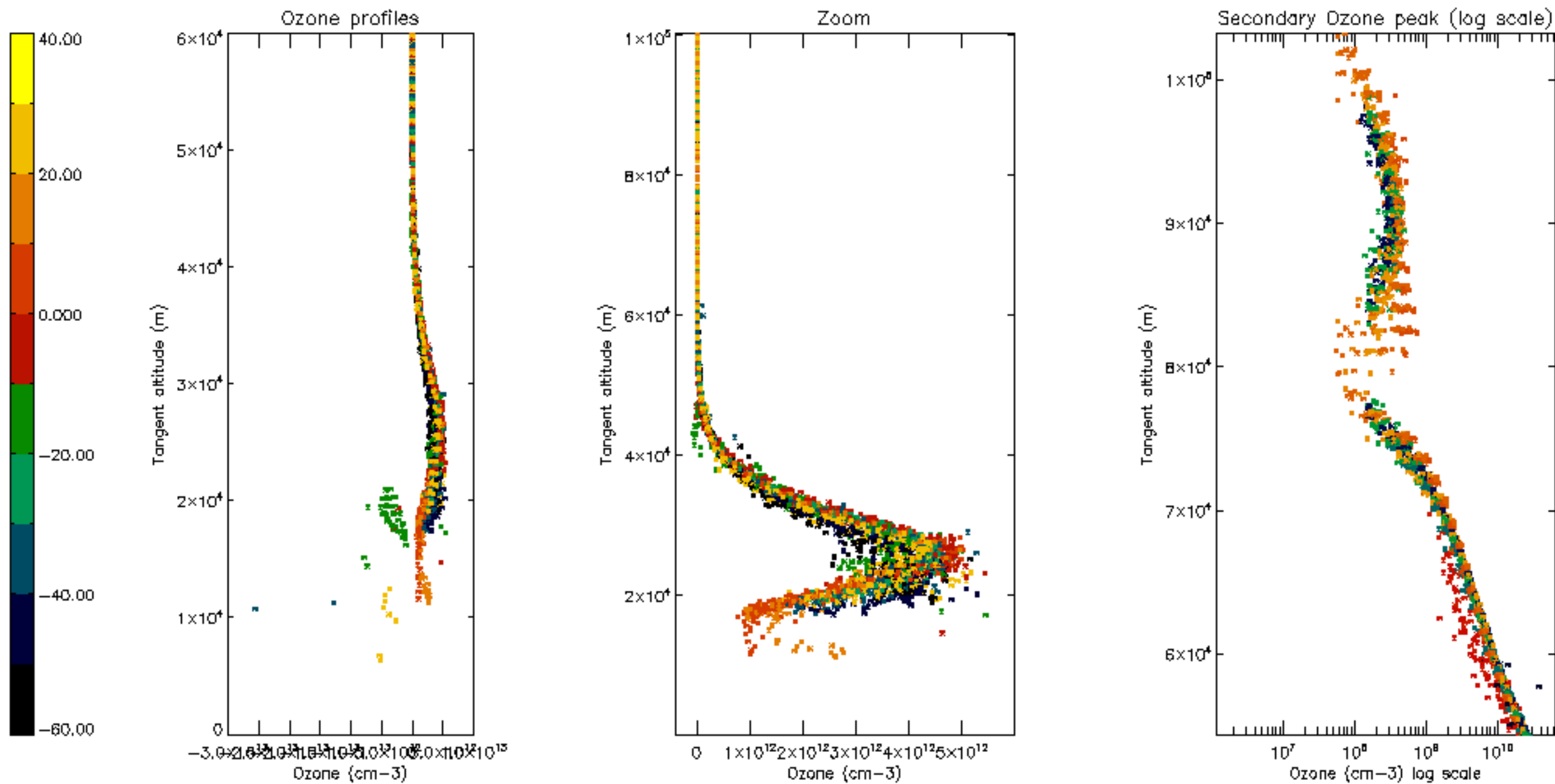
Percentage of star falling outside central band per profile

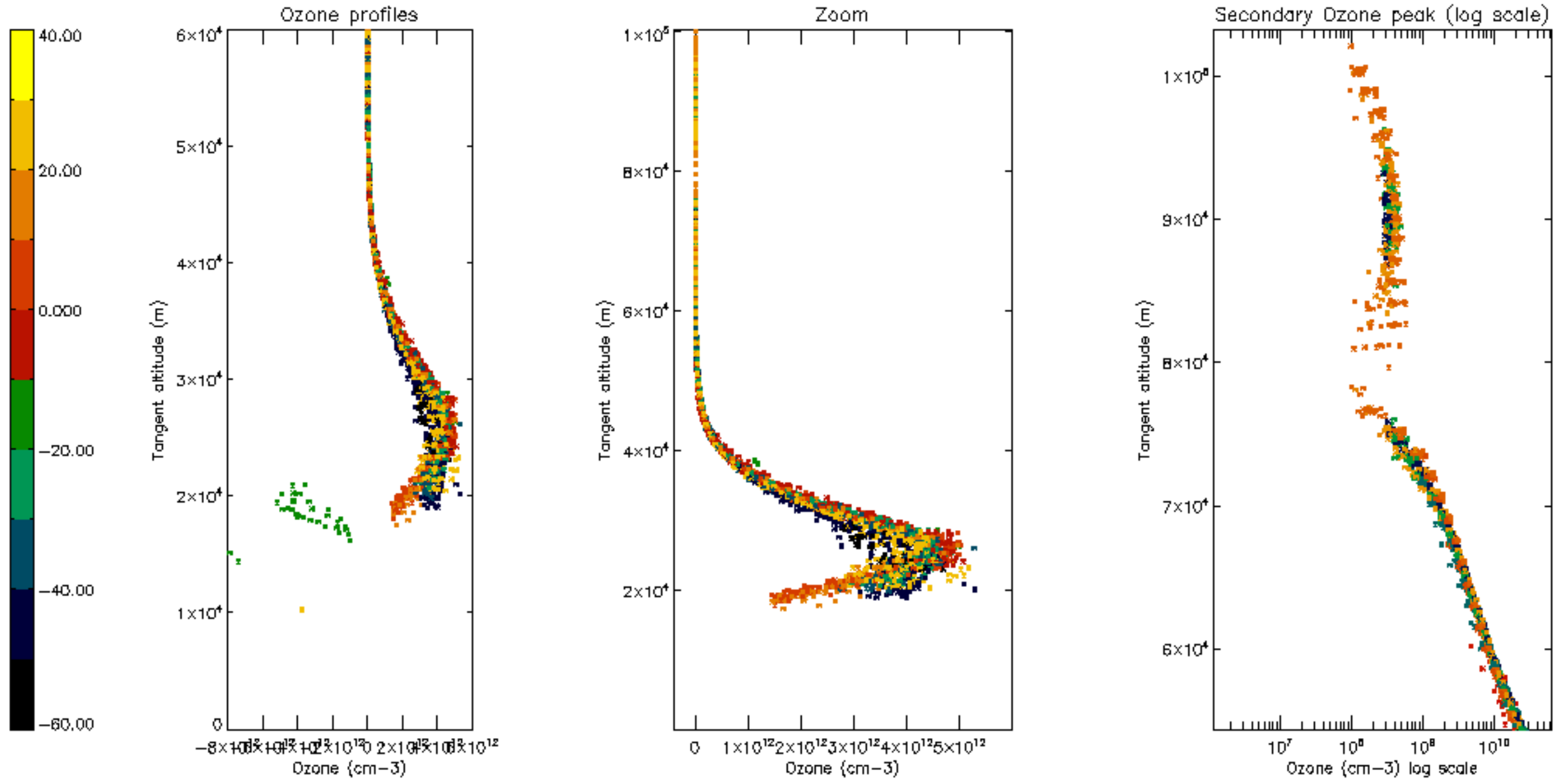


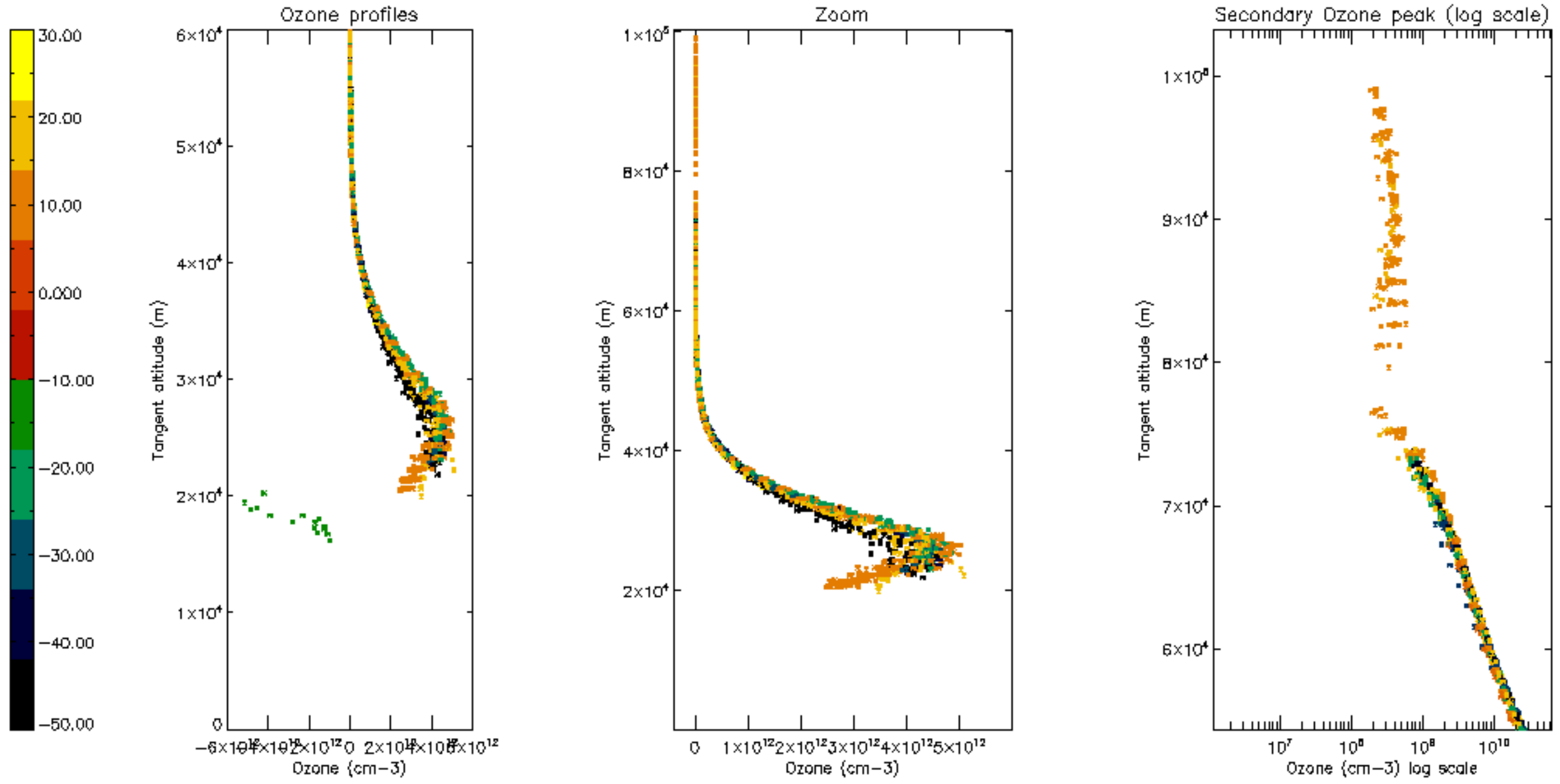
Percentage of saturation errors per profile

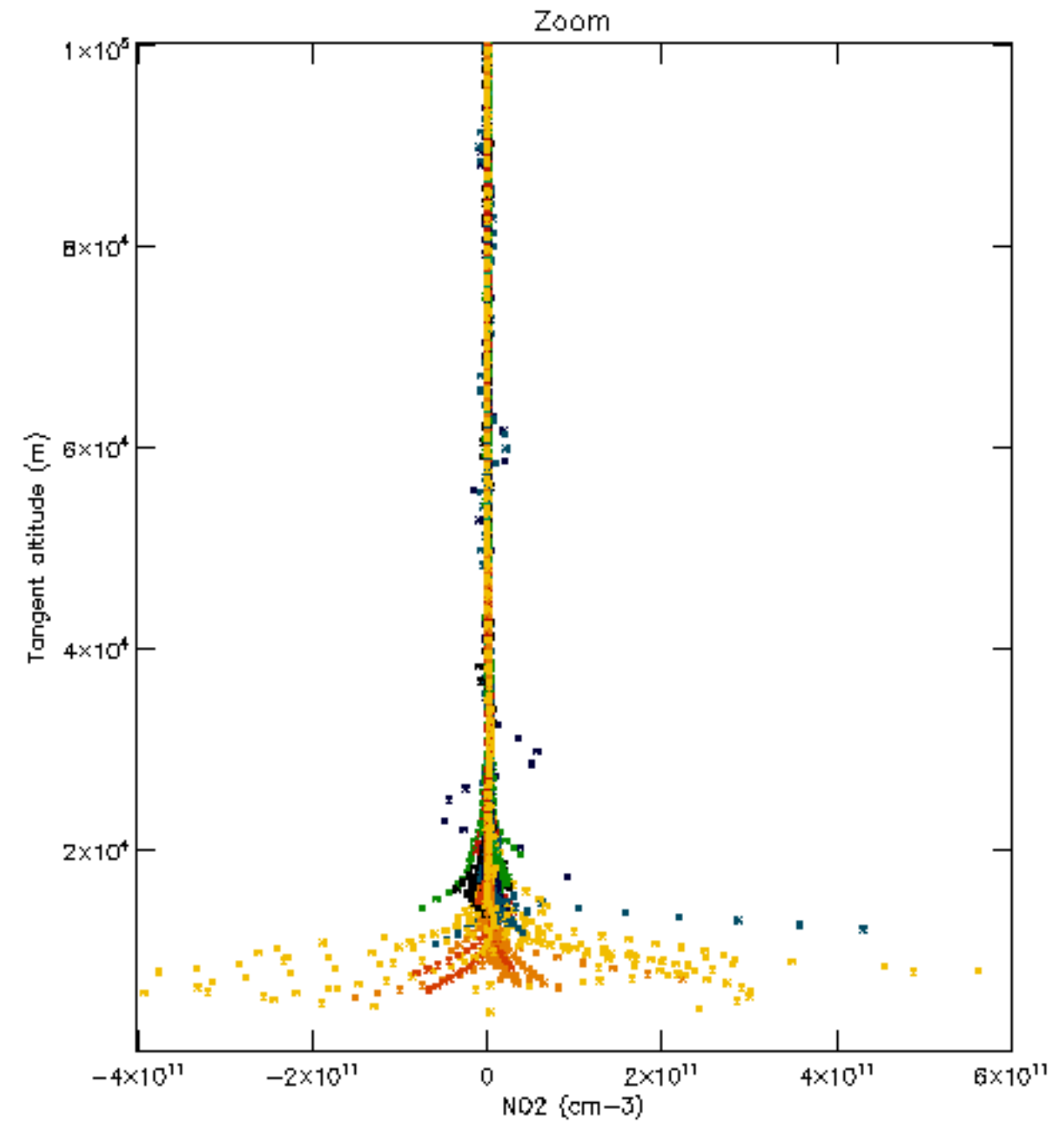
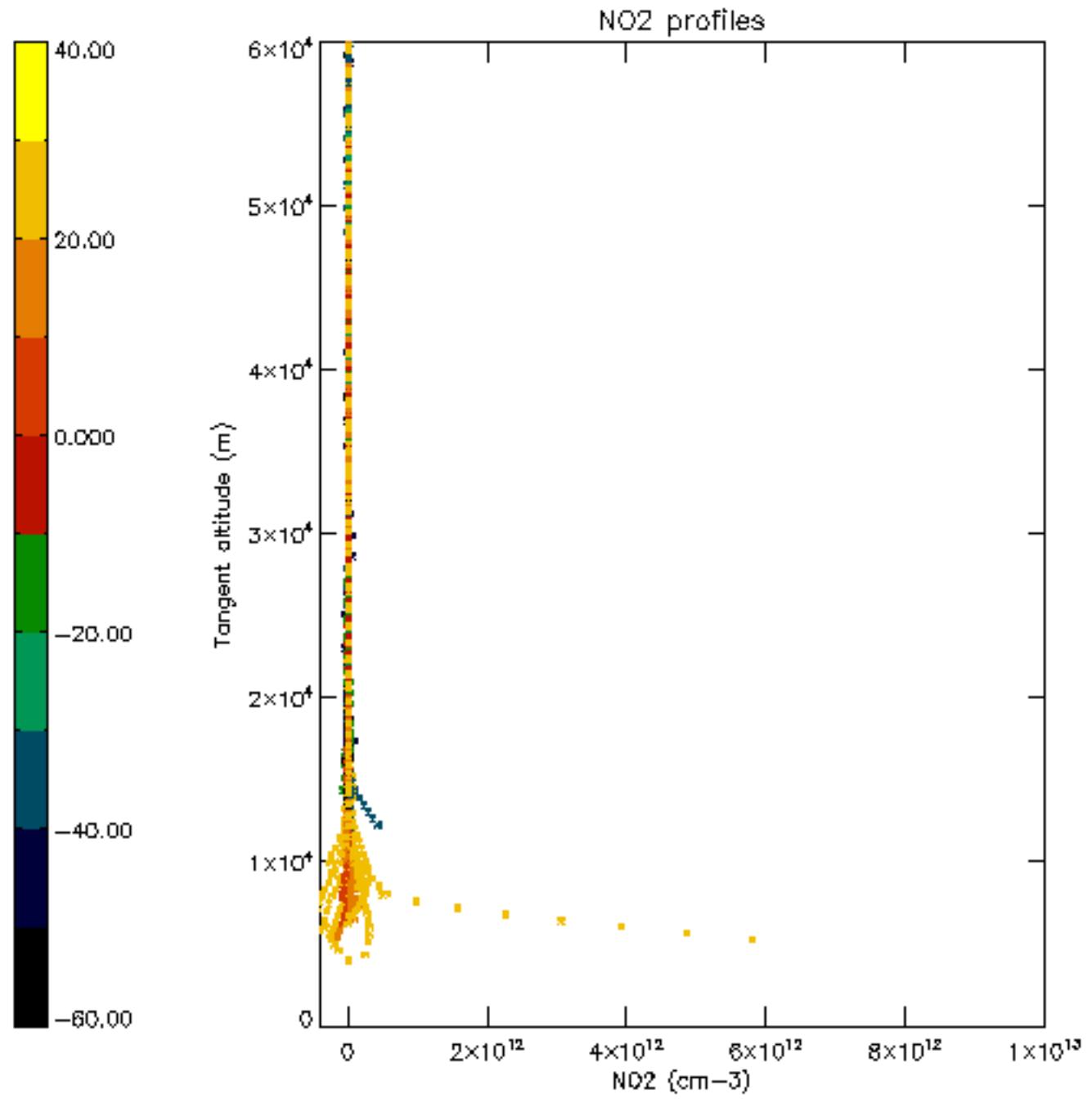


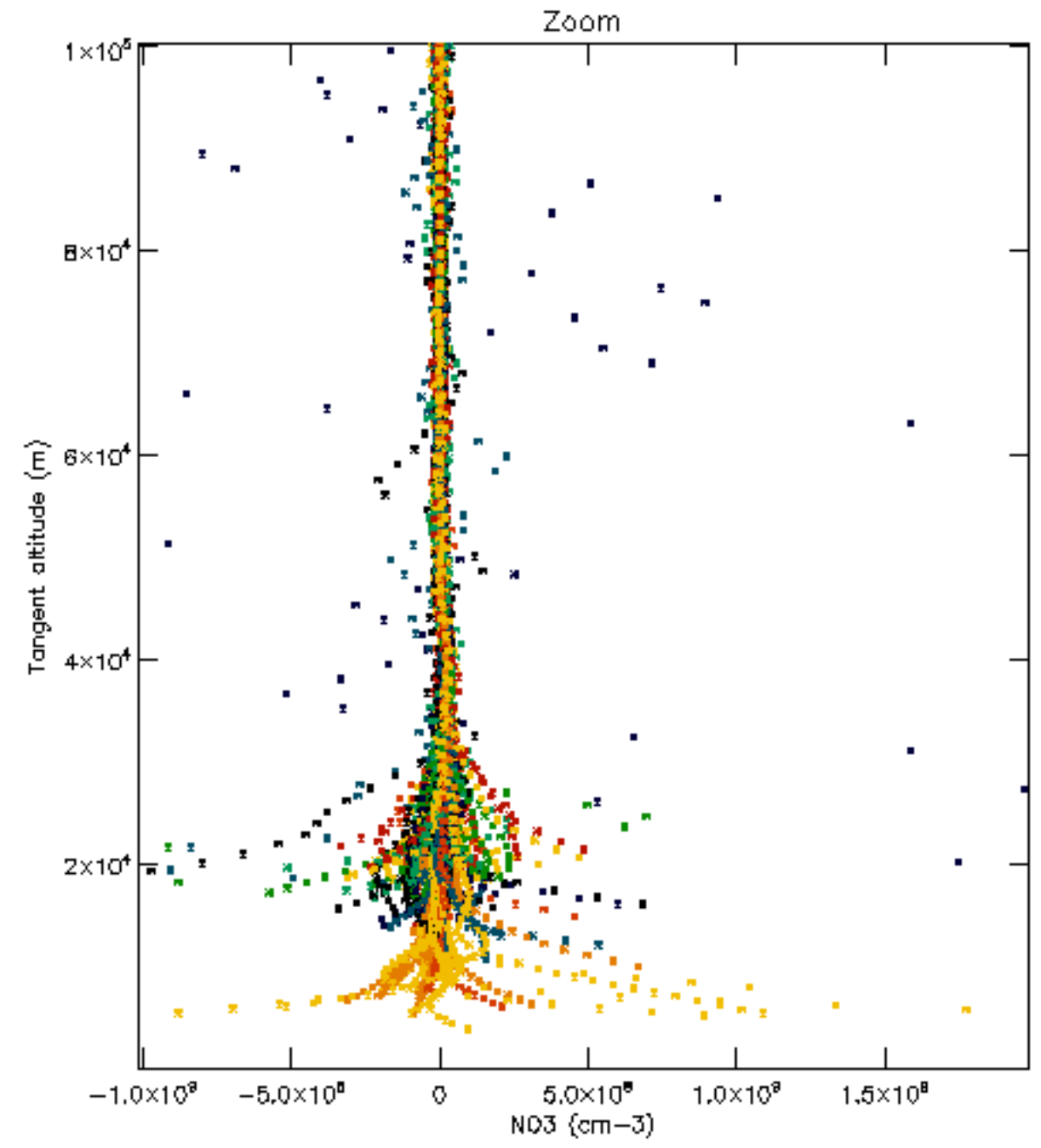
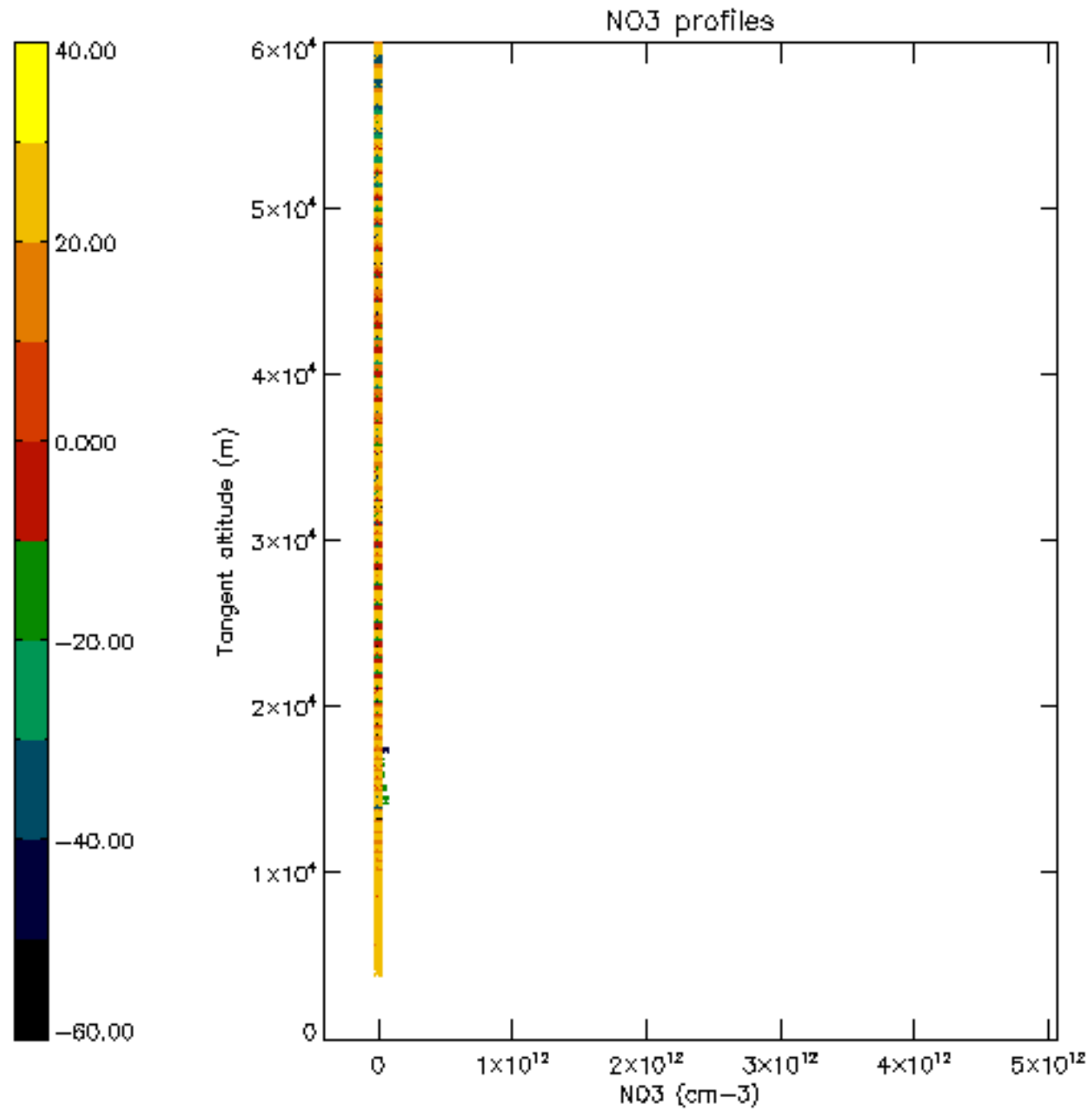


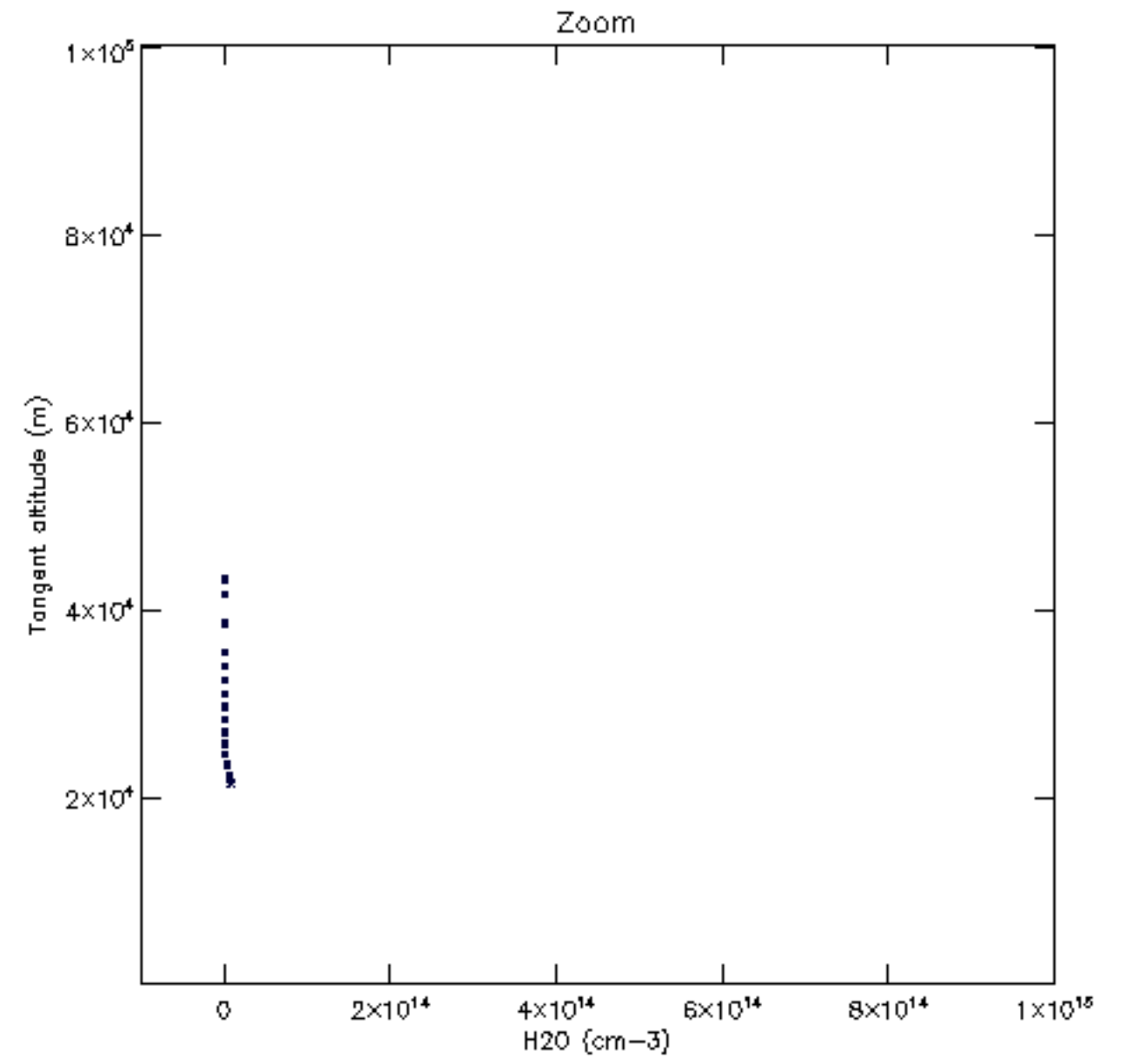
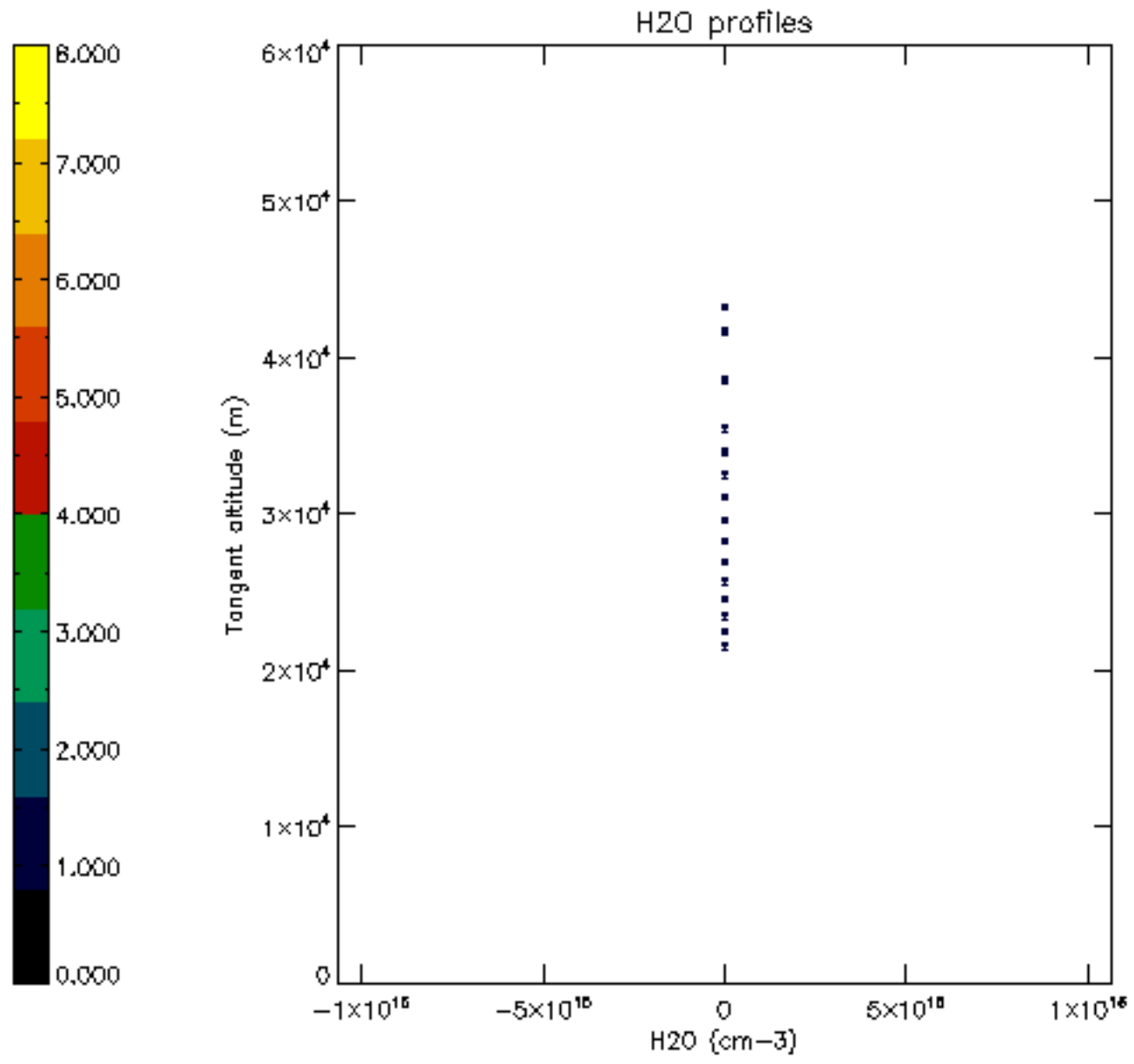


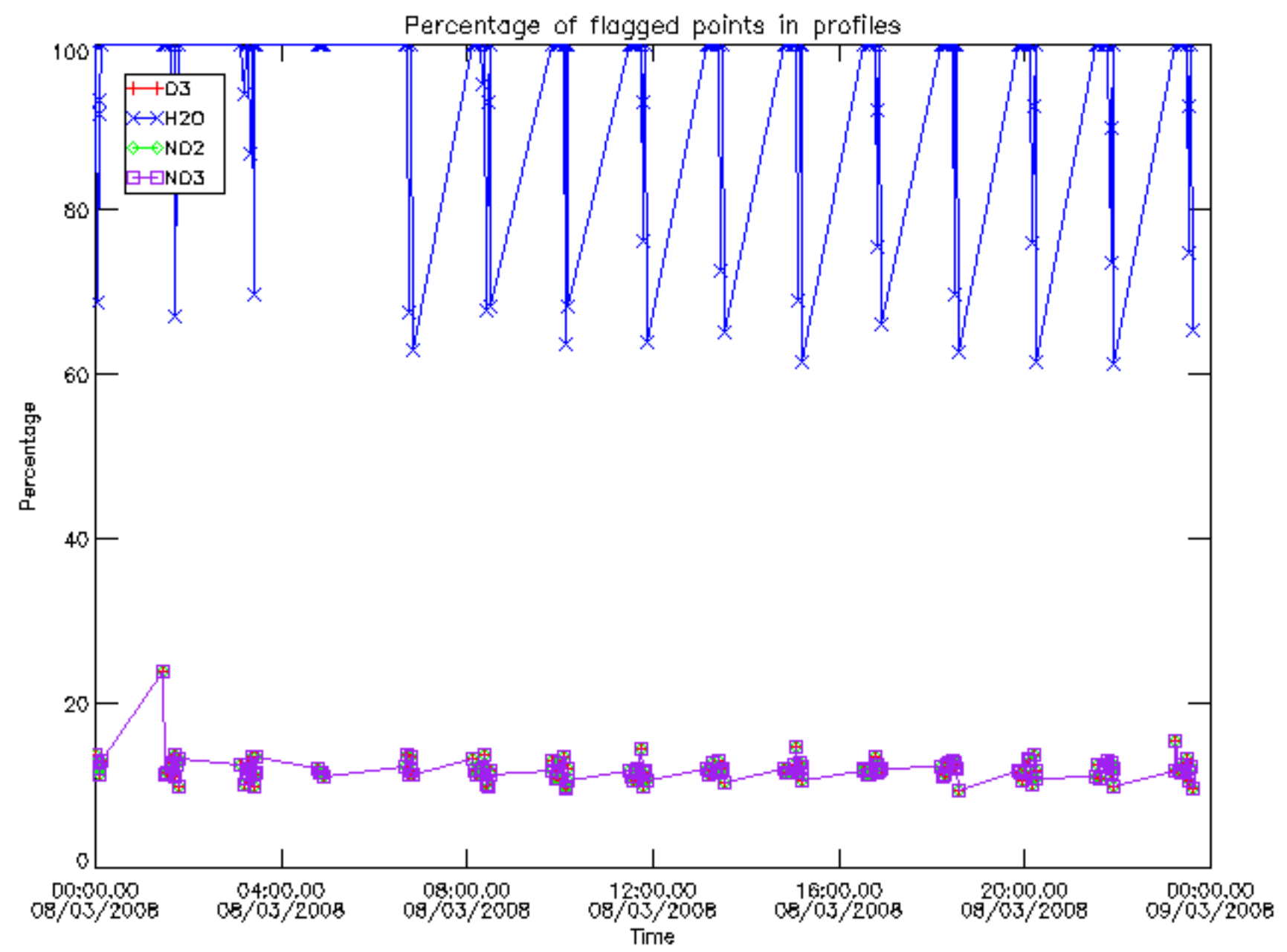




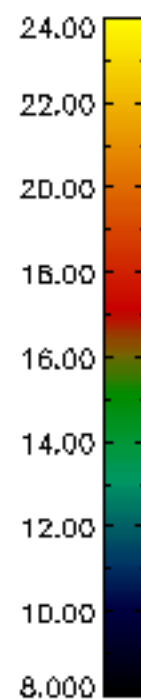
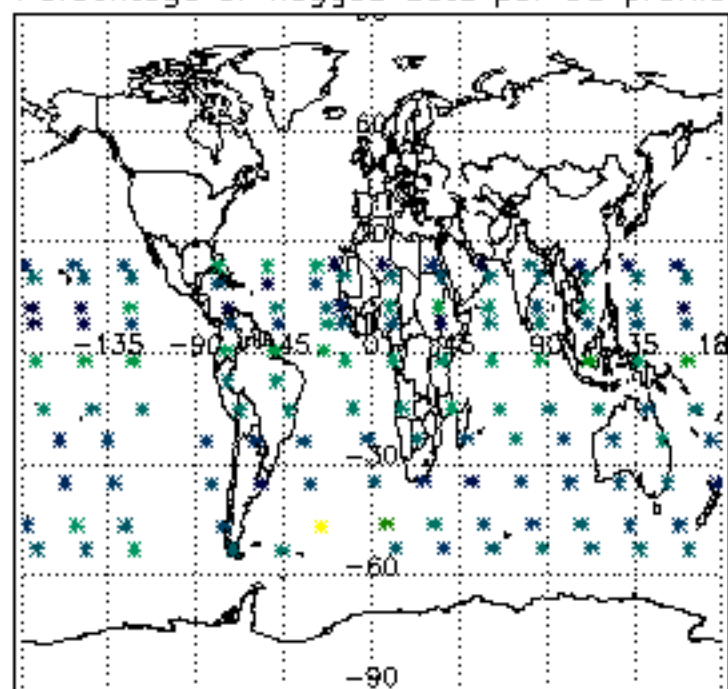




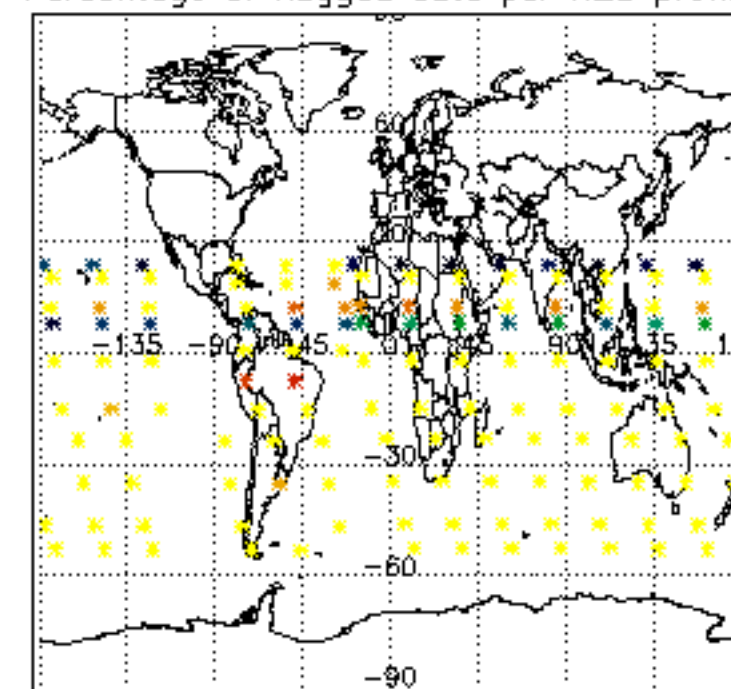




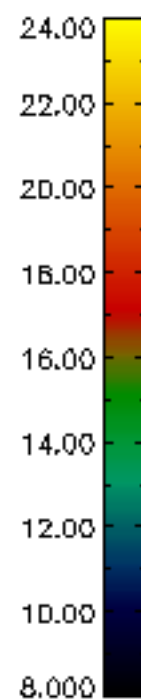
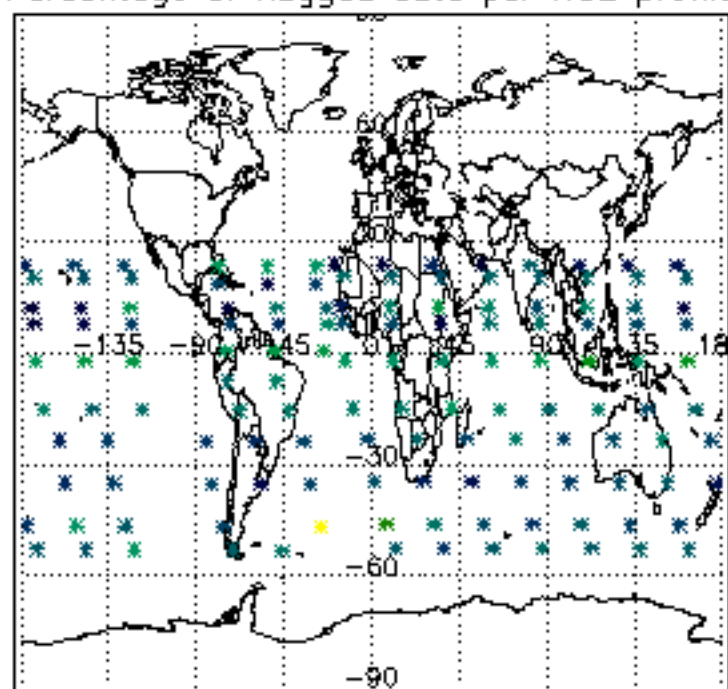
Percentage of flagged data per D3 profile



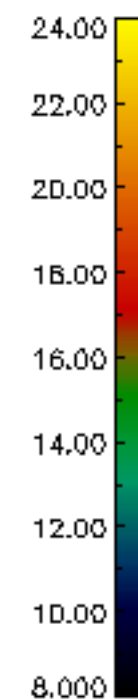
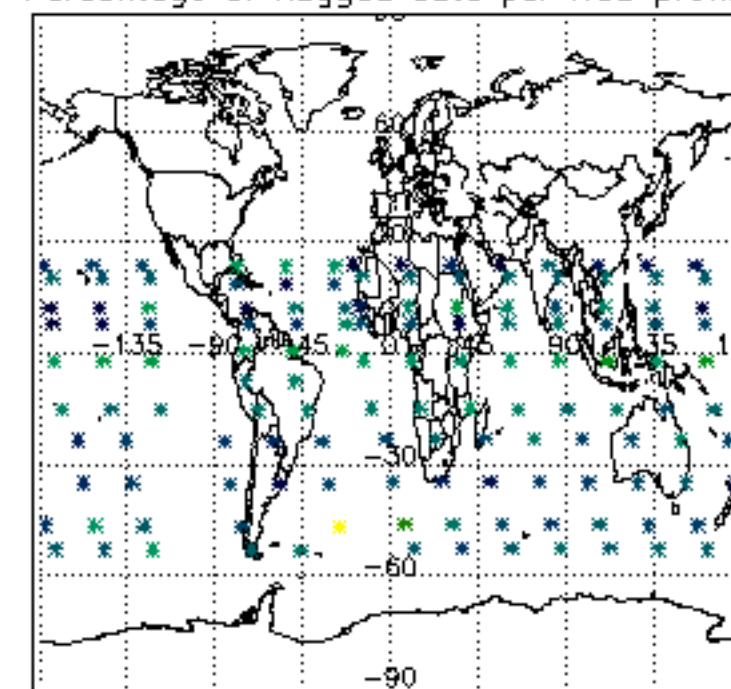
Percentage of flagged data per H2O profile

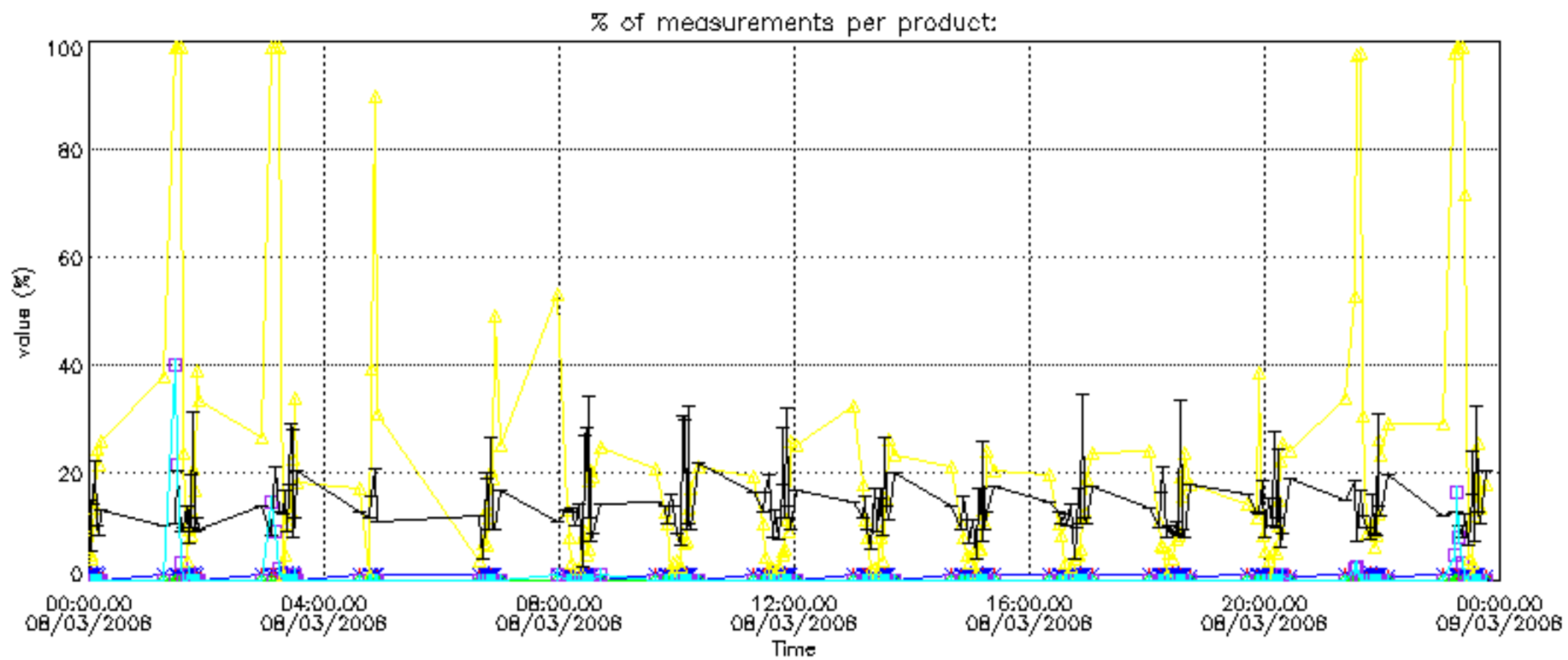


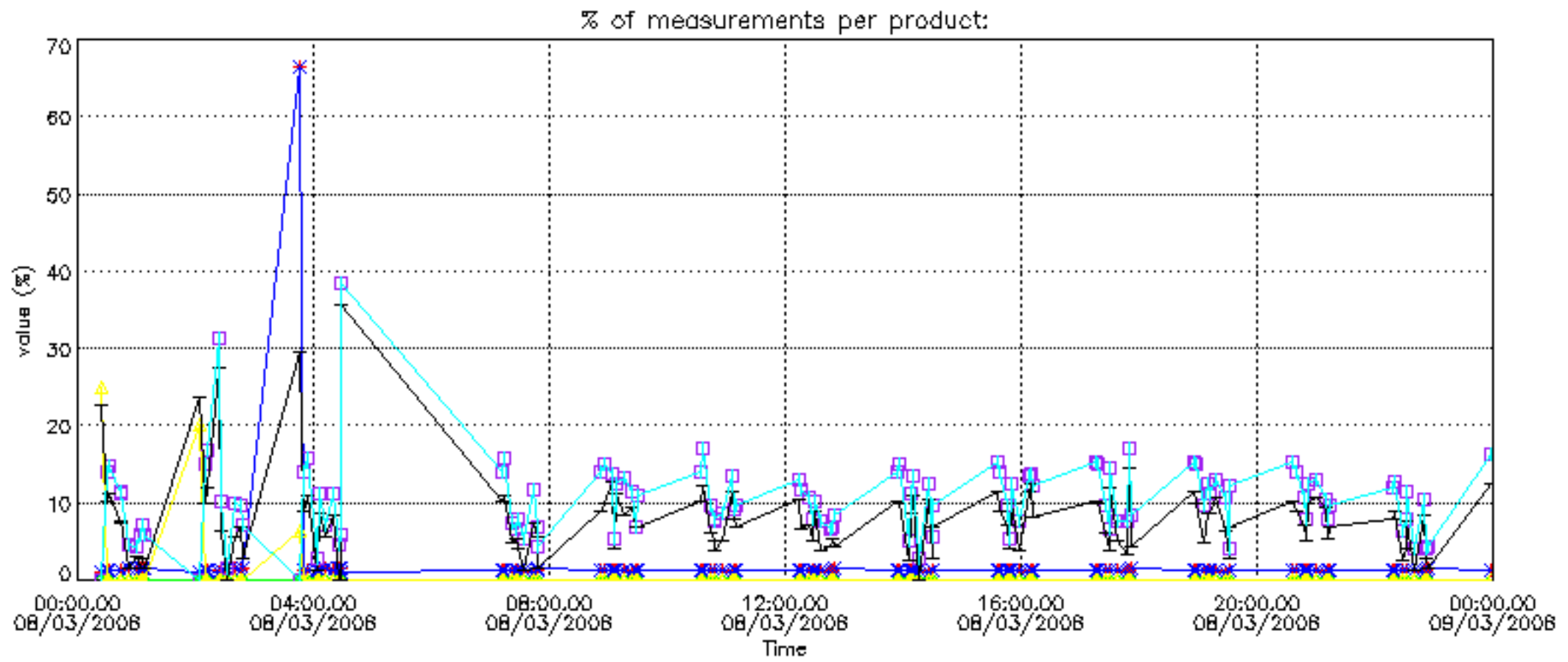
Percentage of flagged data per NO2 profile



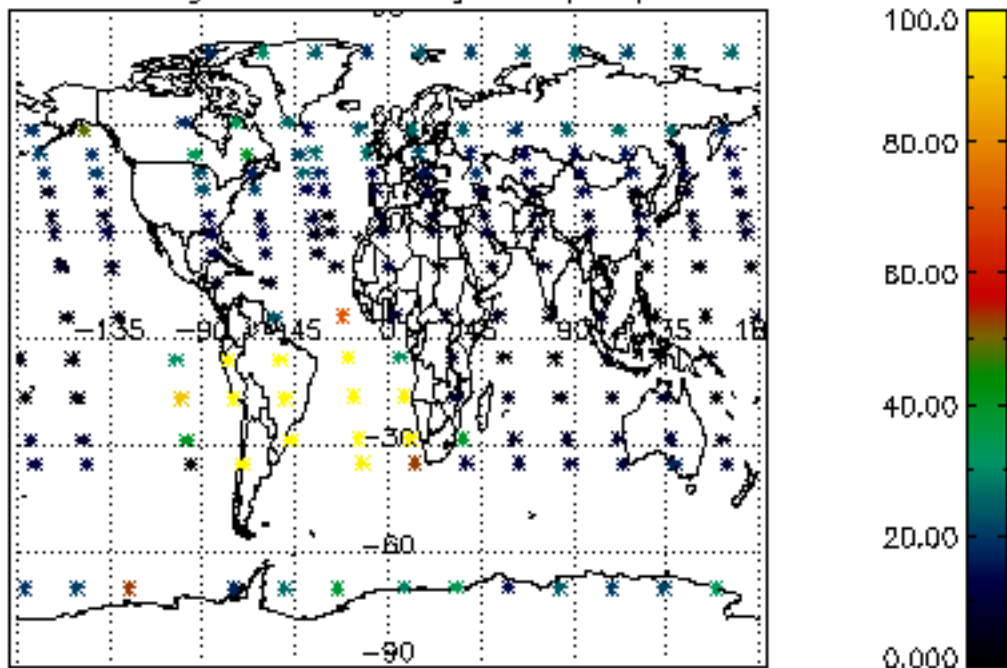
Percentage of flagged data per NO3 profile



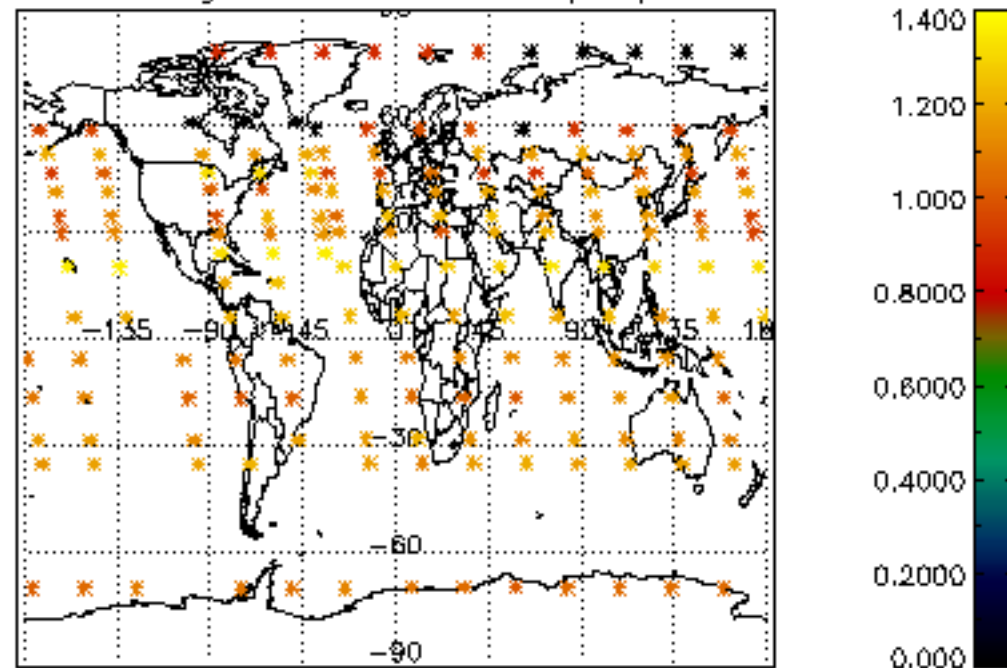




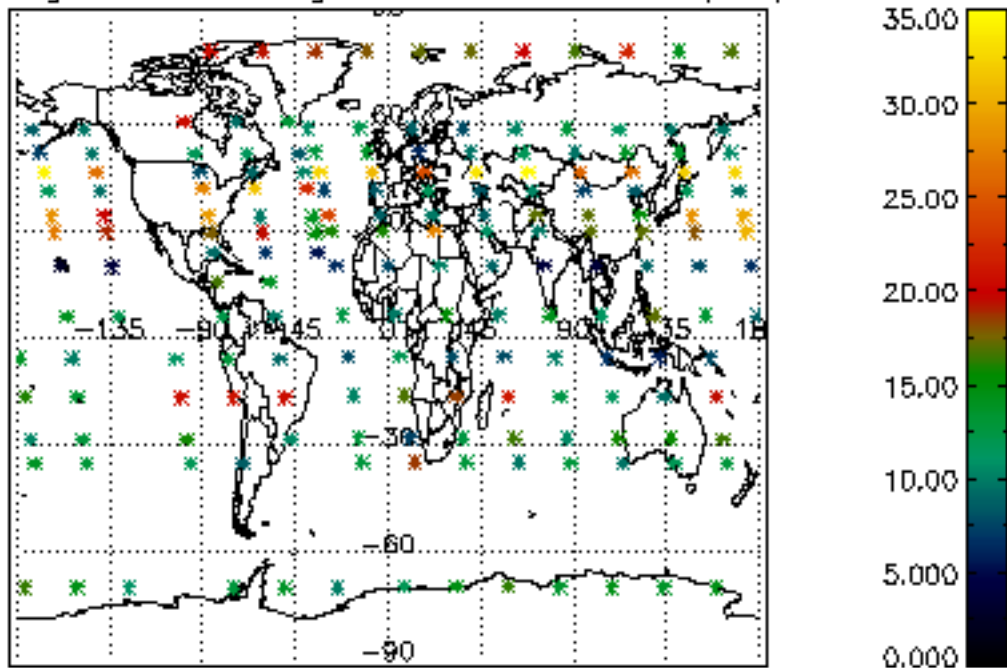
Percentage of cosmic ray hits per profile



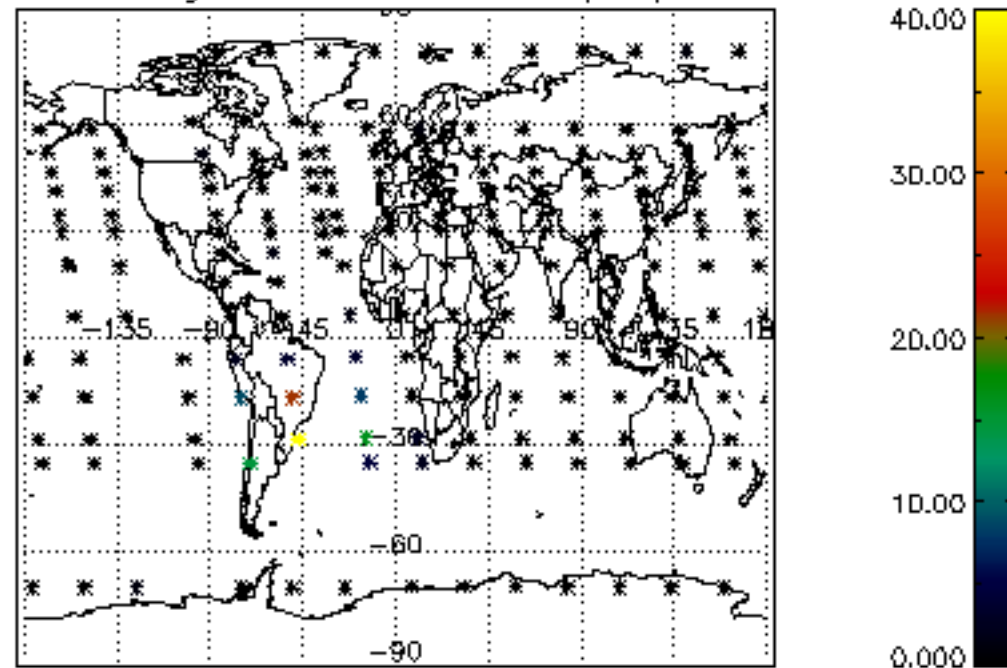
Percentage of datation errors per profile



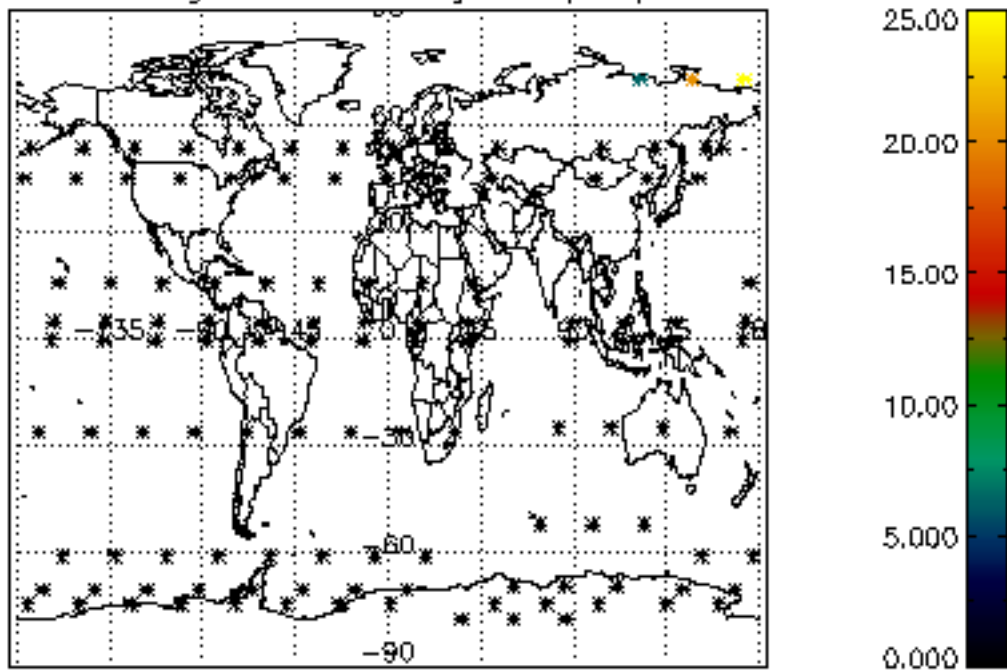
Percentage of star falling outside central band per profile



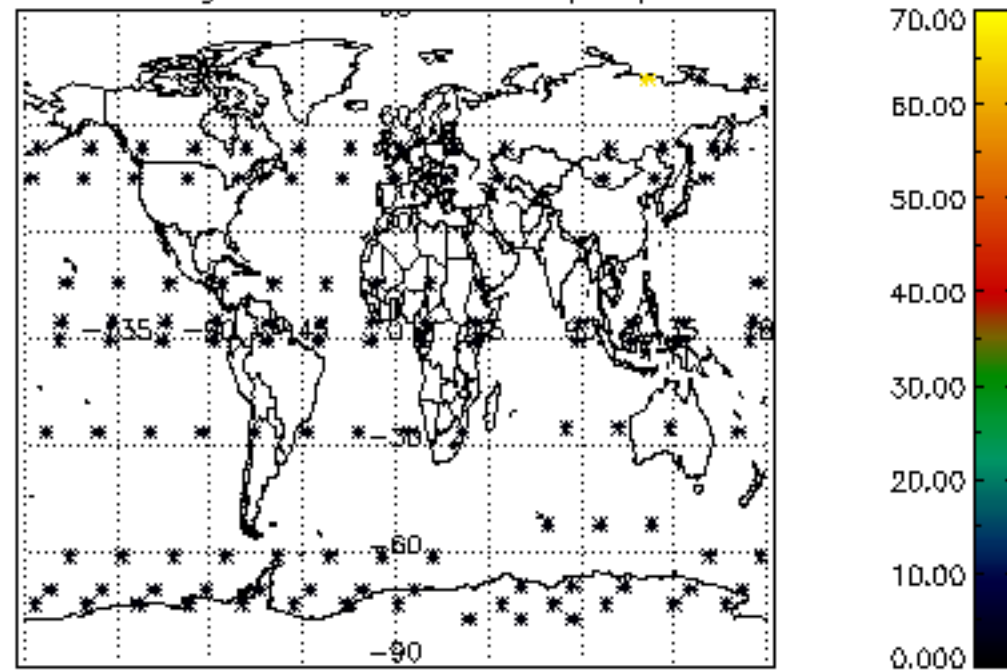
Percentage of saturation errors per profile



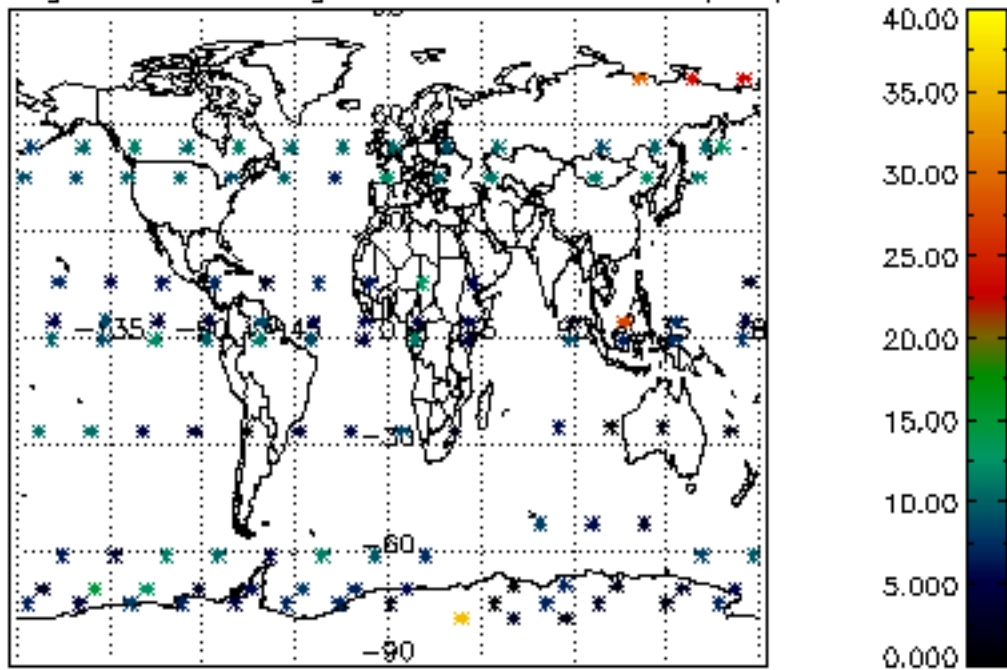
Percentage of cosmic ray hits per profile



Percentage of datation errors per profile



Percentage of star falling outside central band per profile



Percentage of saturation errors per profile

