

GOMOS Level 2 Daily Report

SUMMARY

[1. General Info](#)

[2. Summary of processed GOM_NL_2P products](#)

[3. Level 2 Quality information per product](#)

[3.1 Plot of level 2 quality information per product \(time dependant\)](#)

[3.2 Plot of level 2 quality information per product \(world map\)](#)

[4. Level 1 Quality information per product \(stored on level 2 products\)](#)

[4.1 Plot of level 1 quality information per product \(time dependant\)](#)

[4.1.1 Plot of level 1 quality information per product \(time dependant\): ASCENDING](#)

[4.1.2 Plot of level 1 quality information per product \(time dependant\): DESCENDING](#)

[4.2 Plot of level 1 quality information per product \(world map\)](#)

[4.2.1 Plot of level 1 quality information per product \(world map\): ASCENDING](#)

[4.2.2 Plot of level 1 quality information per product \(world map\): DESCENDING](#)

[5. Ozone profiles based on quality statistics and other trace gas profiles](#)

[5.1 Ozone statistics based on quality of products](#)

[5.2 Plot ozone profiles for all STD \(dark without errors\)](#)

[5.3 Plot ozone profiles where STD < 20% \(dark without errors\)](#)

[5.4. Plot ozone profiles where STD < 10% \(dark without errors\)](#)

[5.5. Plot ozone profiles where STD < 5% \(dark without errors\)](#)

[5.6 Plot NO2 profiles for all STD \(dark without errors\)](#)

[5.7 Plot NO3 profiles for all STD \(dark without errors\)](#)

[5.8 Plot H2O profiles \(only for occultations of stars 1,2,3,4,13,14,16,26,63 dark without errors\) for all STD](#)

[6. Auxiliary Data Files used for the production reported in section 2](#)

This report presents the daily analysis on parameters extracted from GOMOS level 2 data (GOM_NL__2P). It is intended to monitor some important parameters that will impact the quality of these products. A list of level 2 products (and content) that have arrived during the reporting day to the PCF is also given.

Item	Value
Time of report generation	25APR2013 11:14:08
Data source version	GOMOS/6.01
Start time of products	04-03-2008 (04MAR2008 00:00:00)
Stop time of products	05-03-2008 (05MAR2008 00:00:00)
Store outputs in DB	Yes
Nb of level 2 prods	322
Nb of prods with errors	0

2. Summary of processed GOM_NL__2P products.

Nr	Filename	UTC Start time	Limb	Duration	Star Id	Star Name	Star Mag	Star Temp	Nb Meas	Orbit	Prod. error
1	GOM_NL__2PRFIN20080304_000953_000000432066_00302_31418_9817.N1	04-MAR-2008 00:09:53	Dark	42.500	155	41Pi Sgr	2.9000	6600.0	85	31418	No
2	GOM_NL__2PRFIN20080304_001145_000000422066_00302_31418_9818.N1	04-MAR-2008 00:11:45	Dark	41.500	57	34Sig Sgr	2.0660	26000.	83	31418	No
3	GOM_NL__2PRFIN20080304_001456_000000432066_00302_31418_9819.N1	04-MAR-2008 00:14:56	Dark	42.500	38	20Eps Sgr	1.8360	11000.	85	31418	No
4	GOM_NL__2PRFIN20080304_001757_000000472066_00302_31418_9820.N1	04-MAR-2008 00:17:57	Dark	46.500	25	35Lam Sco	1.6200	28000.	93	31418	No
5	GOM_NL__2PRFIN20080304_002127_000000442066_00303_31419_9798.N1	04-MAR-2008 00:21:27	Dark	43.500	141	Bet Ara	2.8400	4600.0	87	31419	No
6	GOM_NL__2PRFIN20080304_002424_000000472066_00303_31419_9799.N1	04-MAR-2008 00:24:24	Dark	46.500	43	Alp TrA	1.9100	4250.0	93	31419	No
7	GOM_NL__2PRFIN20080304_002636_000000362066_00303_31419_9800.N1	04-MAR-2008 00:26:36	Dark	36.000	145	Gam TrA	2.8720	10600.	72	31419	No
8	GOM_NL__2PRFIN20080304_002802_000000422066_00303_31419_9801.N1	04-MAR-2008 00:28:02	Dark	41.500	4	Alp1Cen	-0.010000	5800.0	83	31419	No
9	GOM_NL__2PRFIN20080304_002920_000000442066_00303_31419_9802.N1	04-MAR-2008 00:29:20	Dark	43.500	10	Bet Cen	0.61000	28000.	87	31419	No
10	GOM_NL__2PRFIN20080304_003147_000000492066_00303_31419_9803.N1	04-MAR-2008 00:31:47	Dark	48.500	12	Alp1Cru	0.77500	30000.	97	31419	No
11	GOM_NL__2PRFIN20080304_003422_000000442066_00303_31419_9804.N1	04-MAR-2008 00:34:22	Dark	43.500	64	Gam Cen	2.2000	10600.	87	31419	No
12	GOM_NL__2PRFIN20080304_003714_000000412066_00303_31419_9805.N1	04-MAR-2008 00:37:14	Straylight	40.500	113	Mu Vel	2.6920	5000.0	81	31419	No
13	GOM_NL__2PRFIN20080304_004939_000000432066_00303_31419_9806.N1	04-MAR-2008 00:49:39	Twilight_and_stray	42.500	48	30Alp Hya	1.9770	4100.0	85	31419	No
14	GOM_NL__2PRFIN20080304_005538_000000402066_00303_31419_9807.N1	04-MAR-2008 00:55:38	Bright	40.000	22	32Alp Leo	1.3600	15200.	80	31419	No
15	GOM_NL__2PRFIN20080304_005809_000000412066_00303_31419_9808.N1	04-MAR-2008 00:58:09	Bright	41.000	51	41Gam1Leo	2.0100	4500.0	82	31419	No
16	GOM_NL__2PRFIN20080304_010942_000000412066_00303_31419_9809.N1	04-MAR-2008 01:09:42	Bright	41.000	82	48Bet UMa	2.3650	10600.	82	31419	No
17	GOM_NL__2PRFIN20080304_011104_000000402066_00303_31419_9810.N1	04-MAR-2008 01:11:04	Bright	40.000	36	50Alp UMa	1.8000	6300.0	80	31419	No
18	GOM_NL__2PRFIN20080304_011735_000000352066_00303_31419_9811.N1	04-MAR-2008 01:17:35	Bright	34.500	49	1Alp UMi	1.9900	6300.0	69	31419	No
19	GOM_NL__2PRFIN20080304_012510_000000362066_00303_31419_9812.N1	04-MAR-2008 01:25:10	Bright	35.500	89	5Alp Cep	2.4510	8000.0	71	31419	No
20	GOM_NL__2PRFIN20080304_013016_000000352066_00303_31419_9813.N1	04-MAR-2008 01:30:16	Bright	34.500	19	50Alp Cyg	1.2460	10500.	69	31419	No
21	GOM_NL__2PRFIN20080304_013149_000000362066_00303_31419_9814.N1	04-MAR-2008 01:31:49	Bright	36.000	66	37Gam Cyg	2.2080	5900.0	72	31419	No
22	GOM_NL__2PRFIN20080304_013324_000000342066_00303_31419_9815.N1	04-MAR-2008 01:33:24	Bright	34.000	92	53Eps Cyg	2.5000	4500.0	68	31419	No
23	GOM_NL__2PRFIN20080304_014035_000000402066_00303_31419_9816.N1	04-MAR-2008 01:40:35	Bright	39.500	168	17Zet Aql	2.9860	11000.	79	31419	No
24	GOM_NL__2PRFIN20080304_015030_000000452066_00303_31419_9817.N1	04-MAR-2008 01:50:30	Dark	44.500	155	41Pi Sgr	2.9000	6600.0	89	31419	No
25	GOM_NL__2PRFIN20080304_015221_000000452066_00303_31419_9818.N1	04-MAR-2008 01:52:21	Dark	45.000	57	34Sig Sgr	2.0660	26000.	90	31419	No
26	GOM_NL__2PRFIN20080304_015533_000000462066_00303_31419_9819.N1	04-MAR-2008 01:55:33	Dark	45.500	38	20Eps Sgr	1.8360	11000.	91	31419	No
27	GOM_NL__2PRFIN20080304_015834_000000522066_00303_31419_9820.N1	04-MAR-2008 01:58:34	Dark	51.500	25	35Lam Sco	1.6200	28000.	103	31419	No
28	GOM_NL__2PRFIN20080304_020203_000000422066_00304_31420_9798.N1	04-MAR-2008 02:02:03	Dark	42.000	141	Bet Ara	2.8400	4600.0	84	31420	No
29	GOM_NL__2PRFIN20080304_020501_000000412066_00304_31420_9799.N1	04-MAR-2008 02:05:01	Dark	41.000	43	Alp TrA	1.9100	4250.0	82	31420	No
30	GOM_NL__2PRFIN20080304_020713_000000362066_00304_31420_9800.N1	04-MAR-2008 02:07:13	Dark	36.000	145	Gam TrA	2.8720	10600.	72	31420	No
31	GOM_NL__2PRFIN20080304_020839_000000482066_00304_31420_9801.N1	04-MAR-2008 02:08:39	Dark	47.500	4	Alp1Cen	-0.010000	5800.0	95	31420	No
32	GOM_NL__2PRFIN20080304_020957_000000512066_00304_31420_9802.N1	04-MAR-2008 02:09:57	Dark	51.000	10	Bet Cen	0.61000	28000.	102	31420	No
33	GOM_NL__2PRFIN20080304_021223_000000412066_00304_31420_9803.N1	04-MAR-2008 02:12:23	Dark	41.000	12	Alp1Cru	0.77500	30000.	82	31420	No
34	GOM_NL__2PRFIN20080304_021459_000000432066_00304_31420_9804.N1	04-MAR-2008 02:14:59	Dark	43.000	64	Gam Cen	2.2000	10600.	86	31420	No
35	GOM_NL__2PRFIN20080304_021751_000000412066_00304_31420_9805.N1	04-MAR-2008 02:17:51	Straylight	41.000	113	Mu Vel	2.6920	5000.0	82	31420	No
36	GOM_NL__2PRFIN20080304_023016_000000442066_00304_31420_9806.N1	04-MAR-2008 02:30:16	Twilight_and_stray	43.500	48	30Alp Hya	1.9770	4100.0	87	31420	No
37	GOM_NL__2PRFIN20080304_023614_000000422066_00304_31420_9807.N1	04-MAR-2008 02:36:14	Bright	41.500	22	32Alp Leo	1.3600	15200.	83	31420	No
38	GOM_NL__2PRFIN20080304_023845_000000422066_00304_31420_9808.N1	04-MAR-2008 02:38:45	Bright	42.000	51	41Gam1Leo	2.0100	4500.0	84	31420	No
39	GOM_NL__2PRFIN20080304_025017_000000572066_00304_31420_9809.N1	04-MAR-2008 02:50:17	Bright	57.000	82	48Bet UMa	2.3650	10600.	114	31420	No
40	GOM_NL__2PRFIN20080304_025140_000000412066_00304_31420_9810.N1	04-MAR-2008 02:51:40	Bright	40.500	36	50Alp UMa	1.8000	6300.0	81	31420	No
41	GOM_NL__2PRFIN20080304_025811_000000342066_00304_31420_9811.N1	04-MAR-2008 02:58:11	Bright	34.000	49	1Alp UMi	1.9900	6300.0	68	31420	No
42	GOM_NL__2PRFIN20080304_030546_000000362066_00304_31420_9812.N1	04-MAR-2008 03:05:46	Bright	36.000	89	5Alp Cep	2.4510	8000.0	72	31420	No

43	GOM_NL__2PRFIN20080304_031052_000000342066_00304_31420_9813.N1	04-MAR-2008 03:10:52	Bright	34.000	19	50Alp Cyg	1.2460	10500.	68	31420	No
44	GOM_NL__2PRFIN20080304_031225_000000352066_00304_31420_9814.N1	04-MAR-2008 03:12:25	Bright	35.000	66	37Gam Cyg	2.2080	5900.0	70	31420	No
45	GOM_NL__2PRFIN20080304_031400_000000342066_00304_31420_9815.N1	04-MAR-2008 03:14:00	Bright	34.000	92	53Eps Cyg	2.5000	4500.0	68	31420	No
46	GOM_NL__2PRFIN20080304_032111_000000412066_00304_31420_9816.N1	04-MAR-2008 03:21:11	Bright	41.000	168	17Zet Aql	2.9860	11000.	82	31420	No
47	GOM_NL__2PRFIN20080304_033106_000000442066_00304_31420_9817.N1	04-MAR-2008 03:31:06	Dark	44.000	155	41Pi Sgr	2.9000	6600.0	88	31420	No
48	GOM_NL__2PRFIN20080304_033258_000000432066_00304_31420_9818.N1	04-MAR-2008 03:32:58	Dark	43.000	57	34Sig Sgr	2.0660	26000.	86	31420	No
49	GOM_NL__2PRFIN20080304_033609_000000482066_00304_31420_9819.N1	04-MAR-2008 03:36:09	Dark	47.500	38	20Eps Sgr	1.8360	11000.	95	31420	No
50	GOM_NL__2PRFIN20080304_033911_000000532066_00304_31420_9820.N1	04-MAR-2008 03:39:11	Dark	53.000	25	35Lam Sco	1.6200	28000.	106	31420	No
51	GOM_NL__2PRFIN20080304_034240_000000422066_00305_31421_9798.N1	04-MAR-2008 03:42:40	Dark	41.500	141	Bet Ara	2.8400	4600.0	83	31421	No
52	GOM_NL__2PRFIN20080304_034537_000000432066_00305_31421_9799.N1	04-MAR-2008 03:45:37	Dark	42.500	43	Alp TrA	1.9100	4250.0	85	31421	No
53	GOM_NL__2PRFIN20080304_034749_000000372066_00305_31421_9800.N1	04-MAR-2008 03:47:49	Dark	36.500	145	Gam TrA	2.8720	10600.	73	31421	No
54	GOM_NL__2PRFIN20080304_034915_000000452066_00305_31421_9801.N1	04-MAR-2008 03:49:15	Dark	44.500	4	Alp1Cen	-0.010000	5800.0	89	31421	No
55	GOM_NL__2PRFIN20080304_035034_000000472066_00305_31421_9802.N1	04-MAR-2008 03:50:34	Dark	46.500	10	Bet Cen	0.61000	28000.	93	31421	No
56	GOM_NL__2PRFIN20080304_035300_000000442066_00305_31421_9803.N1	04-MAR-2008 03:53:00	Dark	43.500	12	Alp1Cru	0.77500	30000.	87	31421	No
57	GOM_NL__2PRFIN20080304_035535_000000482066_00305_31421_9804.N1	04-MAR-2008 03:55:35	Dark	48.000	64	Gam Cen	2.2000	10600.	96	31421	No
58	GOM_NL__2PRFIN20080304_035827_000000402066_00305_31421_9805.N1	04-MAR-2008 03:58:27	Straylight	39.500	113	Mu Vel	2.6920	5000.0	79	31421	No
59	GOM_NL__2PRFIN20080304_041052_000000442066_00305_31421_9806.N1	04-MAR-2008 04:10:52	Tw_i_and_stray	43.500	48	30Alp Hya	1.9770	4100.0	87	31421	No
60	GOM_NL__2PRFIN20080304_041650_000000422066_00305_31421_9807.N1	04-MAR-2008 04:16:50	Bright	41.500	22	32Alp Leo	1.3600	15200.	83	31421	No
61	GOM_NL__2PRFIN20080304_041921_000000422066_00305_31421_9808.N1	04-MAR-2008 04:19:21	Bright	41.500	51	41Gam1Leo	2.0100	4500.0	83	31421	No
62	GOM_NL__2PRFIN20080304_043053_000000592066_00305_31421_9809.N1	04-MAR-2008 04:30:53	Bright	59.000	82	48Bet UMa	2.3650	10600.	118	31421	No
63	GOM_NL__2PRFIN20080304_043216_000000422066_00305_31421_9810.N1	04-MAR-2008 04:32:16	Bright	41.500	36	50Alp UMa	1.8000	6300.0	83	31421	No
64	GOM_NL__2PRFIN20080304_043847_000000362066_00305_31421_9811.N1	04-MAR-2008 04:38:47	Bright	36.000	49	1Alp UMi	1.9900	6300.0	72	31421	No
65	GOM_NL__2PRFIN20080304_044622_000000362066_00305_31421_9812.N1	04-MAR-2008 04:46:22	Bright	36.000	89	5Alp Cep	2.4510	8000.0	72	31421	No
66	GOM_NL__2PRFIN20080304_045128_000000362066_00305_31421_9813.N1	04-MAR-2008 04:51:28	Bright	36.000	19	50Alp Cyg	1.2460	10500.	72	31421	No
67	GOM_NL__2PRFIN20080304_045302_000000352066_00305_31421_9814.N1	04-MAR-2008 04:53:02	Bright	34.500	66	37Gam Cyg	2.2080	5900.0	69	31421	No
68	GOM_NL__2PRFIN20080304_045436_000000332066_00305_31421_9815.N1	04-MAR-2008 04:54:36	Bright	33.000	92	53Eps Cyg	2.5000	4500.0	66	31421	No
69	GOM_NL__2PRFIN20080304_050148_000000402066_00305_31421_9816.N1	04-MAR-2008 05:01:48	Bright	39.500	168	17Zet Aql	2.9860	11000.	79	31421	No
70	GOM_NL__2PRFIN20080304_051142_000000432066_00305_31421_9817.N1	04-MAR-2008 05:11:42	Dark	43.000	155	41Pi Sgr	2.9000	6600.0	86	31421	No
71	GOM_NL__2PRFIN20080304_051334_000000452066_00305_31421_9818.N1	04-MAR-2008 05:13:34	Dark	44.500	57	34Sig Sgr	2.0660	26000.	89	31421	No
72	GOM_NL__2PRFIN20080304_051646_000000482066_00305_31421_9819.N1	04-MAR-2008 05:16:46	Dark	48.000	38	20Eps Sgr	1.8360	11000.	96	31421	No
73	GOM_NL__2PRFIN20080304_051948_000000512066_00305_31421_9820.N1	04-MAR-2008 05:19:48	Dark	51.000	25	35Lam Sco	1.6200	28000.	102	31421	No
74	GOM_NL__2PRFIN20080304_052317_000000472066_00306_31422_9798.N1	04-MAR-2008 05:23:17	Dark	46.500	141	Bet Ara	2.8400	4600.0	93	31422	No
75	GOM_NL__2PRFIN20080304_052614_000000472066_00306_31422_9799.N1	04-MAR-2008 05:26:14	Dark	46.500	43	Alp TrA	1.9100	4250.0	93	31422	No
76	GOM_NL__2PRFIN20080304_052826_000000382066_00306_31422_9800.N1	04-MAR-2008 05:28:26	Dark	38.000	145	Gam TrA	2.8720	10600.	76	31422	No
77	GOM_NL__2PRFIN20080304_052952_000000562066_00306_31422_9801.N1	04-MAR-2008 05:29:52	Dark	55.500	4	Alp1Cen	-0.010000	5800.0	111	31422	No
78	GOM_NL__2PRFIN20080304_053110_000000482066_00306_31422_9802.N1	04-MAR-2008 05:31:10	Dark	47.500	10	Bet Cen	0.61000	28000.	95	31422	No
79	GOM_NL__2PRFIN20080304_053336_000000462066_00306_31422_9803.N1	04-MAR-2008 05:33:36	Dark	46.000	12	Alp1Cru	0.77500	30000.	92	31422	No
80	GOM_NL__2PRFIN20080304_053612_000000412066_00306_31422_9804.N1	04-MAR-2008 05:36:12	Dark	40.500	64	Gam Cen	2.2000	10600.	81	31422	No
81	GOM_NL__2PRFIN20080304_053903_000000432066_00306_31422_9805.N1	04-MAR-2008 05:39:03	Straylight	43.000	113	Mu Vel	2.6920	5000.0	86	31422	No
82	GOM_NL__2PRFIN20080304_055128_000000432066_00306_31422_9806.N1	04-MAR-2008 05:51:28	Tw_i_and_stray	43.000	48	30Alp Hya	1.9770	4100.0	86	31422	No
83	GOM_NL__2PRFIN20080304_055726_000000422066_00306_31422_9807.N1	04-MAR-2008 05:57:26	Bright	41.500	22	32Alp Leo	1.3600	15200.	83	31422	No
84	GOM_NL__2PRFIN20080304_055957_000000422066_00306_31422_9808.N1	04-MAR-2008 05:59:57	Bright	41.500	51	41Gam1Leo	2.0100	4500.0	83	31422	No
85	GOM_NL__2PRFIN20080304_061128_000000402066_00306_31422_9809.N1	04-MAR-2008 06:11:28	Bright	39.500	82	48Bet UMa	2.3650	10600.	79	31422	No
86	GOM_NL__2PRFIN20080304_061251_000000412066_00306_31422_9810.N1	04-MAR-2008 06:12:51	Bright	40.500	36	50Alp UMa	1.8000	6300.0	81	31422	No
87	GOM_NL__2PRFIN20080304_061923_000000352066_00306_31422_9811.N1	04-MAR-2008 06:19:23	Bright	34.500	49	1Alp UMi	1.9900	6300.0	69	31422	No
88	GOM_NL__2PRFIN20080304_062658_000000372066_00306_31422_9812.N1	04-MAR-2008 06:26:58	Bright	36.500	89	5Alp Cep	2.4510	8000.0	73	31422	No
89	GOM_NL__2PRFIN20080304_063204_000000332066_00306_31422_9813.N1	04-MAR-2008 06:32:04	Bright	33.000	19	50Alp Cyg	1.2460	10500.	66	31422	No
90	GOM_NL__2PRFIN20080304_063338_000000362066_00306_31422_9814.N1	04-MAR-2008 06:33:38	Bright	36.000	66	37Gam Cyg	2.2080	5900.0	72	31422	No
91	GOM_NL__2PRFIN20080304_063512_000000352066_00306_31422_9815.N1	04-MAR-2008 06:35:12	Bright	35.000	92	53Eps Cyg	2.5000	4500.0	70	31422	No
92	GOM_NL__2PRFIN20080304_064224_000000412066_00306_31422_9816.N1	04-MAR-2008 06:42:24	Bright	41.000	168	17Zet Aql	2.9860	11000.	82	31422	No
93	GOM_NL__2PRFIN20080304_065219_000000422066_00306_31422_9817.N1	04-MAR-2008 06:52:19	Dark	41.500	155	41Pi Sgr	2.9000	6600.0	83	31422	No
94	GOM_NL__2PRFIN20080304_065411_000000432066_00306_31422_9818.N1	04-MAR-2008 06:54:11	Dark	42.500	57	34Sig Sgr	2.0660	26000.	85	31422	No
95	GOM_NL__2PRFIN20080304_065723_000000452066_00306_31422_9819.N1	04-MAR-2008 06:57:23	Dark	44.500	38	20Eps Sgr	1.8360	11000.	89	31422	No
96	GOM_NL__2PRFIN20080304_070025_000000492066_00306_31422_9820.N1	04-MAR-2008 07:00:25	Dark	49.000	25	35Lam Sco	1.6200	28000.	98	31422	No
97	GOM_NL__2PRFIN20080304_070353_000000442066_00307_31423_9798.N1	04-MAR-2008 07:03:53	Dark	43.500	141	Bet Ara	2.8400	4600.0	87	31423	No
98	GOM_NL__2PRFIN20080304_070650_000000382066_00307_31423_9799.N1	04-MAR-2008 07:06:50	Dark	38.000	43	Alp TrA	1.9100	4250.0	76	31423	No
99	GOM_NL__2PRFIN20080304_070902_000000372066_00307_31423_9800.N1	04-MAR-2008 07:09:02	Dark	36.500	145	Gam TrA	2.8720	10600.	73	31423	No
100	GOM_NL__2PRFIN20080304_071028_000000472066_00307_31423_9801.N1	04-MAR-2008 07:10:28	Dark	47.000	4	Alp1Cen	-0.010000	5800.0	94	31423	No
101	GOM_NL__2PRFIN20080304_071147_000000482066_00307_31423_9802.N1	04-MAR-2008 07:11:47	Dark	48.000	10	Bet Cen	0.61000	28000.	96	31423	No

102	GOM_NL__2PRFIN20080304_071413_000000432066_00307_31423_9803.N1	04-MAR-2008 07:14:13	Dark	43.000	12	Alp1Cru	0.77500	30000.	86	31423	No
103	GOM_NL__2PRFIN20080304_071648_000000452066_00307_31423_9804.N1	04-MAR-2008 07:16:48	Dark	44.500	64	Gam Cen	2.2000	10600.	89	31423	No
104	GOM_NL__2PRFIN20080304_071940_000000402066_00307_31423_9805.N1	04-MAR-2008 07:19:40	Straylight	39.500	113	Mu Vel	2.6920	5000.0	79	31423	No
105	GOM_NL__2PRFIN20080304_073204_000000462066_00307_31423_9806.N1	04-MAR-2008 07:32:04	Tw_i_and_stray	46.000	48	30Alp Hya	1.9770	4100.0	92	31423	No
106	GOM_NL__2PRFIN20080304_073801_000000422066_00307_31423_9807.N1	04-MAR-2008 07:38:01	Bright	41.500	22	32Alp Leo	1.3600	15200.	83	31423	No
107	GOM_NL__2PRFIN20080304_074032_000000412066_00307_31423_9808.N1	04-MAR-2008 07:40:32	Bright	40.500	51	41Gam1Leo	2.0100	4500.0	81	31423	No
108	GOM_NL__2PRFIN20080304_075204_000000402066_00307_31423_9809.N1	04-MAR-2008 07:52:04	Bright	40.000	82	48Bet UMa	2.3650	10600.	80	31423	No
109	GOM_NL__2PRFIN20080304_075327_000000392066_00307_31423_9810.N1	04-MAR-2008 07:53:27	Bright	38.500	36	50Alp UMa	1.8000	6300.0	77	31423	No
110	GOM_NL__2PRFIN20080304_075959_000000342066_00307_31423_9811.N1	04-MAR-2008 07:59:59	Bright	33.500	49	1Alp UMi	1.9900	6300.0	67	31423	No
111	GOM_NL__2PRFIN20080304_080734_000000362066_00307_31423_9812.N1	04-MAR-2008 08:07:34	Bright	35.500	89	5Alp Cep	2.4510	8000.0	71	31423	No
112	GOM_NL__2PRFIN20080304_081240_000000362066_00307_31423_9813.N1	04-MAR-2008 08:12:40	Bright	35.500	19	50Alp Cyg	1.2460	10500.	71	31423	No
113	GOM_NL__2PRFIN20080304_081414_000000342066_00307_31423_9814.N1	04-MAR-2008 08:14:14	Bright	34.000	66	37Gam Cyg	2.2080	5900.0	68	31423	No
114	GOM_NL__2PRFIN20080304_081548_000000342066_00307_31423_9815.N1	04-MAR-2008 08:15:48	Bright	33.500	92	53Eps Cyg	2.5000	4500.0	67	31423	No
115	GOM_NL__2PRFIN20080304_082300_000000412066_00307_31423_9816.N1	04-MAR-2008 08:23:00	Bright	40.500	168	17Zet Aql	2.9860	11000.	81	31423	No
116	GOM_NL__2PRFIN20080304_083255_000000412066_00307_31423_9817.N1	04-MAR-2008 08:32:55	Dark	41.000	155	41Pi Sgr	2.9000	6600.0	82	31423	No
117	GOM_NL__2PRFIN20080304_083448_000000442066_00307_31423_9818.N1	04-MAR-2008 08:34:48	Dark	44.000	57	34Sig Sgr	2.0660	26000.	88	31423	No
118	GOM_NL__2PRFIN20080304_083759_000000422066_00307_31423_9819.N1	04-MAR-2008 08:37:59	Dark	42.000	38	20Eps Sgr	1.8360	11000.	84	31423	No
119	GOM_NL__2PRFIN20080304_084102_000000492066_00307_31423_9820.N1	04-MAR-2008 08:41:02	Dark	48.500	25	35Lam Sco	1.6200	28000.	97	31423	No
120	GOM_NL__2PRFIN20080304_084430_000000432066_00308_31424_9798.N1	04-MAR-2008 08:44:30	Dark	42.500	141	Bet Ara	2.8400	4600.0	85	31424	No
121	GOM_NL__2PRFIN20080304_084726_000000422066_00308_31424_9799.N1	04-MAR-2008 08:47:26	Dark	42.000	43	Alp TrA	1.9100	4250.0	84	31424	No
122	GOM_NL__2PRFIN20080304_084939_000000372066_00308_31424_9800.N1	04-MAR-2008 08:49:39	Dark	37.000	145	Gam TrA	2.8720	10600.	74	31424	No
123	GOM_NL__2PRFIN20080304_085105_000000472066_00308_31424_9801.N1	04-MAR-2008 08:51:05	Dark	47.000	4	Alp1Cen	-0.010000	5800.0	94	31424	No
124	GOM_NL__2PRFIN20080304_085223_000000522066_00308_31424_9802.N1	04-MAR-2008 08:52:23	Dark	51.500	10	Bet Cen	0.61000	28000.	103	31424	No
125	GOM_NL__2PRFIN20080304_085449_000000402066_00308_31424_9803.N1	04-MAR-2008 08:54:49	Dark	39.500	12	Alp1Cru	0.77500	30000.	79	31424	No
126	GOM_NL__2PRFIN20080304_085725_000000442066_00308_31424_9804.N1	04-MAR-2008 08:57:25	Dark	43.500	64	Gam Cen	2.2000	10600.	87	31424	No
127	GOM_NL__2PRFIN20080304_090016_000000392066_00308_31424_9805.N1	04-MAR-2008 09:00:16	Straylight	38.500	113	Mu Vel	2.6920	5000.0	77	31424	No
128	GOM_NL__2PRFIN20080304_091240_000000452066_00308_31424_9806.N1	04-MAR-2008 09:12:40	Tw_i_and_stray	44.500	48	30Alp Hya	1.9770	4100.0	89	31424	No
129	GOM_NL__2PRFIN20080304_091837_000000422066_00308_31424_9807.N1	04-MAR-2008 09:18:37	Bright	41.500	22	32Alp Leo	1.3600	15200.	83	31424	No
130	GOM_NL__2PRFIN20080304_092108_000000412066_00308_31424_9808.N1	04-MAR-2008 09:21:08	Bright	41.000	51	41Gam1Leo	2.0100	4500.0	82	31424	No
131	GOM_NL__2PRFIN20080304_093239_000000402066_00308_31424_9809.N1	04-MAR-2008 09:32:39	Bright	39.500	82	48Bet UMa	2.3650	10600.	79	31424	No
132	GOM_NL__2PRFIN20080304_093402_000000382066_00308_31424_9810.N1	04-MAR-2008 09:34:02	Bright	38.000	36	50Alp UMa	1.8000	6300.0	76	31424	No
133	GOM_NL__2PRFIN20080304_094035_000000372066_00308_31424_9811.N1	04-MAR-2008 09:40:35	Bright	36.500	49	1Alp UMi	1.9900	6300.0	73	31424	No
134	GOM_NL__2PRFIN20080304_094810_000000362066_00308_31424_9812.N1	04-MAR-2008 09:48:10	Bright	35.500	89	5Alp Cep	2.4510	8000.0	71	31424	No
135	GOM_NL__2PRFIN20080304_095316_000000342066_00308_31424_9813.N1	04-MAR-2008 09:53:16	Bright	33.500	19	50Alp Cyg	1.2460	10500.	67	31424	No
136	GOM_NL__2PRFIN20080304_095450_000000352066_00308_31424_9814.N1	04-MAR-2008 09:54:50	Bright	35.000	66	37Gam Cyg	2.2080	5900.0	70	31424	No
137	GOM_NL__2PRFIN20080304_095624_000000352066_00308_31424_9815.N1	04-MAR-2008 09:56:24	Bright	34.500	92	53Eps Cyg	2.5000	4500.0	69	31424	No
138	GOM_NL__2PRFIN20080304_100336_000000412066_00308_31424_9816.N1	04-MAR-2008 10:03:36	Bright	40.500	168	17Zet Aql	2.9860	11000.	81	31424	No
139	GOM_NL__2PRFIN20080304_101332_000000442066_00308_31424_9817.N1	04-MAR-2008 10:13:32	Dark	43.500	155	41Pi Sgr	2.9000	6600.0	87	31424	No
140	GOM_NL__2PRFIN20080304_101524_000000442066_00308_31424_9818.N1	04-MAR-2008 10:15:24	Dark	44.000	57	34Sig Sgr	2.0660	26000.	88	31424	No
141	GOM_NL__2PRFIN20080304_101836_000000442066_00308_31424_9819.N1	04-MAR-2008 10:18:36	Dark	44.000	38	20Eps Sgr	1.8360	11000.	88	31424	No
142	GOM_NL__2PRFIN20080304_102138_000000462066_00308_31424_9820.N1	04-MAR-2008 10:21:38	Dark	45.500	25	35Lam Sco	1.6200	28000.	91	31424	No
143	GOM_NL__2PRFIN20080304_102506_000000412066_00309_31425_9798.N1	04-MAR-2008 10:25:06	Dark	41.000	141	Bet Ara	2.8400	4600.0	82	31425	No
144	GOM_NL__2PRFIN20080304_102802_000000452066_00309_31425_9799.N1	04-MAR-2008 10:28:02	Dark	44.500	43	Alp TrA	1.9100	4250.0	89	31425	No
145	GOM_NL__2PRFIN20080304_103015_000000362066_00309_31425_9800.N1	04-MAR-2008 10:30:15	Dark	36.000	145	Gam TrA	2.8720	10600.	72	31425	No
146	GOM_NL__2PRFIN20080304_103141_000000572066_00309_31425_9801.N1	04-MAR-2008 10:31:41	Dark	57.000	4	Alp1Cen	-0.010000	5800.0	114	31425	No
147	GOM_NL__2PRFIN20080304_103300_000000522066_00309_31425_9802.N1	04-MAR-2008 10:33:00	Dark	51.500	10	Bet Cen	0.61000	28000.	103	31425	No
148	GOM_NL__2PRFIN20080304_103525_000000412066_00309_31425_9803.N1	04-MAR-2008 10:35:25	Dark	40.500	12	Alp1Cru	0.77500	30000.	81	31425	No
149	GOM_NL__2PRFIN20080304_103801_000000432066_00309_31425_9804.N1	04-MAR-2008 10:38:01	Dark	43.000	64	Gam Cen	2.2000	10600.	86	31425	No
150	GOM_NL__2PRFIN20080304_104052_000000372066_00309_31425_9805.N1	04-MAR-2008 10:40:52	Straylight	37.000	113	Mu Vel	2.6920	5000.0	74	31425	No
151	GOM_NL__2PRFIN20080304_105316_000000472066_00309_31425_9806.N1	04-MAR-2008 10:53:16	Tw_i_and_stray	46.500	48	30Alp Hya	1.9770	4100.0	93	31425	No
152	GOM_NL__2PRFIN20080304_105913_000000402066_00309_31425_9807.N1	04-MAR-2008 10:59:13	Bright	39.500	22	32Alp Leo	1.3600	15200.	79	31425	No
153	GOM_NL__2PRFIN20080304_110144_000000422066_00309_31425_9808.N1	04-MAR-2008 11:01:44	Bright	42.000	51	41Gam1Leo	2.0100	4500.0	84	31425	No
154	GOM_NL__2PRFIN20080304_111315_000000412066_00309_31425_9809.N1	04-MAR-2008 11:13:15	Bright	40.500	82	48Bet UMa	2.3650	10600.	81	31425	No
155	GOM_NL__2PRFIN20080304_111438_000000412066_00309_31425_9810.N1	04-MAR-2008 11:14:38	Bright	41.000	36	50Alp UMa	1.8000	6300.0	82	31425	No
156	GOM_NL__2PRFIN20080304_112111_000000342066_00309_31425_9811.N1	04-MAR-2008 11:21:11	Bright	33.500	49	1Alp UMi	1.9900	6300.0	67	31425	No
157	GOM_NL__2PRFIN20080304_112846_000000332066_00309_31425_9812.N1	04-MAR-2008 11:28:46	Bright	32.500	89	5Alp Cep	2.4510	8000.0	65	31425	No
158	GOM_NL__2PRFIN20080304_113352_000000362066_00309_31425_9813.N1	04-MAR-2008 11:33:52	Bright	35.500	19	50Alp Cyg	1.2460	10500.	71	31425	No
159	GOM_NL__2PRFIN20080304_113526_000000362066_00309_31425_9814.N1	04-MAR-2008 11:35:26	Bright	35.500	66	37Gam Cyg	2.2080	5900.0	71	31425	No
160	GOM_NL__2PRFIN20080304_113700_000000342066_00309_31425_9815.N1	04-MAR-2008 11:37:00	Bright	34.000	92	53Eps Cyg	2.5000	4500.0	68	31425	No

161	GOM_NL__2PRFIN20080304_114413_000000432066_00309_31425_9816.N1	04-MAR-2008 11:44:13	Bright	42.500	168	17Zet Aql	2.9860	11000.	85	31425	No
162	GOM_NL__2PRFIN20080304_115408_000000432066_00309_31425_9817.N1	04-MAR-2008 11:54:08	Dark	43.000	155	41Pi Sgr	2.9000	6600.0	86	31425	No
163	GOM_NL__2PRFIN20080304_115601_000000452066_00309_31425_9818.N1	04-MAR-2008 11:56:01	Dark	44.500	57	34Sig Sgr	2.0660	26000.	89	31425	No
164	GOM_NL__2PRFIN20080304_115912_000000452066_00309_31425_9819.N1	04-MAR-2008 11:59:12	Dark	45.000	38	20Eps Sgr	1.8360	11000.	90	31425	No
165	GOM_NL__2PRFIN20080304_120215_000000462066_00309_31425_9820.N1	04-MAR-2008 12:02:15	Dark	46.000	25	35Lam Sco	1.6200	28000.	92	31425	No
166	GOM_NL__2PRFIN20080304_120543_000000412066_00310_31426_9798.N1	04-MAR-2008 12:05:43	Dark	40.500	141	Bet Ara	2.8400	4600.0	81	31426	No
167	GOM_NL__2PRFIN20080304_120839_000000402066_00310_31426_9799.N1	04-MAR-2008 12:08:39	Dark	40.000	43	Alp TrA	1.9100	4250.0	80	31426	No
168	GOM_NL__2PRFIN20080304_121051_000000372066_00310_31426_9800.N1	04-MAR-2008 12:10:51	Dark	37.000	145	Gam TrA	2.8720	10600.	74	31426	No
169	GOM_NL__2PRFIN20080304_121218_000000572066_00310_31426_9801.N1	04-MAR-2008 12:12:18	Dark	57.000	4	Alp1Cen	-0.010000	5800.0	114	31426	No
170	GOM_NL__2PRFIN20080304_121336_000000412066_00310_31426_9802.N1	04-MAR-2008 12:13:36	Dark	40.500	10	Bet Cen	0.61000	28000.	81	31426	No
171	GOM_NL__2PRFIN20080304_121602_000000482066_00310_31426_9803.N1	04-MAR-2008 12:16:02	Dark	47.500	12	Alp1Cru	0.77500	30000.	95	31426	No
172	GOM_NL__2PRFIN20080304_121838_000000452066_00310_31426_9804.N1	04-MAR-2008 12:18:38	Dark	44.500	64	Gam Cen	2.2000	10600.	89	31426	No
173	GOM_NL__2PRFIN20080304_122128_000000392066_00310_31426_9805.N1	04-MAR-2008 12:21:28	Straylight	39.000	113	Mu Vel	2.6920	5000.0	78	31426	No
174	GOM_NL__2PRFIN20080304_123352_000000442066_00310_31426_9806.N1	04-MAR-2008 12:33:52	Tw_i_and_stray	44.000	48	30Alp Hya	1.9770	4100.0	88	31426	No
175	GOM_NL__2PRFIN20080304_123949_000000402066_00310_31426_9807.N1	04-MAR-2008 12:39:49	Bright	39.500	22	32Alp Leo	1.3600	15200.	79	31426	No
176	GOM_NL__2PRFIN20080304_124219_000000422066_00310_31426_9808.N1	04-MAR-2008 12:42:19	Bright	41.500	51	41Gam1Leo	2.0100	4500.0	83	31426	No
177	GOM_NL__2PRFIN20080304_125350_000000412066_00310_31426_9809.N1	04-MAR-2008 12:53:50	Bright	41.000	82	48Bet UMa	2.3650	10600.	82	31426	No
178	GOM_NL__2PRFIN20080304_125513_000000422066_00310_31426_9810.N1	04-MAR-2008 12:55:13	Bright	41.500	36	50Alp UMa	1.8000	6300.0	83	31426	No
179	GOM_NL__2PRFIN20080304_130147_000000332066_00310_31426_9811.N1	04-MAR-2008 13:01:47	Bright	32.500	49	1Alp UMi	1.9900	6300.0	65	31426	No
180	GOM_NL__2PRFIN20080304_130922_000000352066_00310_31426_9812.N1	04-MAR-2008 13:09:22	Bright	35.000	89	5Alp Cep	2.4510	8000.0	70	31426	No
181	GOM_NL__2PRFIN20080304_131428_000000362066_00310_31426_9813.N1	04-MAR-2008 13:14:28	Bright	36.000	19	50Alp Cyg	1.2460	10500.	72	31426	No
182	GOM_NL__2PRFIN20080304_131602_000000362066_00310_31426_9814.N1	04-MAR-2008 13:16:02	Bright	36.000	66	37Gam Cyg	2.2080	5900.0	72	31426	No
183	GOM_NL__2PRFIN20080304_131736_000000342066_00310_31426_9815.N1	04-MAR-2008 13:17:36	Bright	34.000	92	53Eps Cyg	2.5000	4500.0	68	31426	No
184	GOM_NL__2PRFIN20080304_132449_000000412066_00310_31426_9816.N1	04-MAR-2008 13:24:49	Bright	40.500	168	17Zet Aql	2.9860	11000.	81	31426	No
185	GOM_NL__2PRFIN20080304_133445_000000432066_00310_31426_9817.N1	04-MAR-2008 13:34:45	Dark	42.500	155	41Pi Sgr	2.9000	6600.0	85	31426	No
186	GOM_NL__2PRFIN20080304_133637_000000402066_00310_31426_9818.N1	04-MAR-2008 13:36:37	Dark	40.000	57	34Sig Sgr	2.0660	26000.	80	31426	No
187	GOM_NL__2PRFIN20080304_133949_000000462066_00310_31426_9819.N1	04-MAR-2008 13:39:49	Dark	46.000	38	20Eps Sgr	1.8360	11000.	92	31426	No
188	GOM_NL__2PRFIN20080304_134252_000000472066_00310_31426_9820.N1	04-MAR-2008 13:42:52	Dark	47.000	25	35Lam Sco	1.6200	28000.	94	31426	No
189	GOM_NL__2PRFIN20080304_134619_000000412066_00311_31427_9798.N1	04-MAR-2008 13:46:19	Dark	41.000	141	Bet Ara	2.8400	4600.0	82	31427	No
190	GOM_NL__2PRFIN20080304_134915_000000392066_00311_31427_9799.N1	04-MAR-2008 13:49:15	Dark	38.500	43	Alp TrA	1.9100	4250.0	77	31427	No
191	GOM_NL__2PRFIN20080304_135127_000000372066_00311_31427_9800.N1	04-MAR-2008 13:51:27	Dark	37.000	145	Gam TrA	2.8720	10600.	74	31427	No
192	GOM_NL__2PRFIN20080304_135254_000000432066_00311_31427_9801.N1	04-MAR-2008 13:52:54	Dark	42.500	4	Alp1Cen	-0.010000	5800.0	85	31427	No
193	GOM_NL__2PRFIN20080304_135413_000000442066_00311_31427_9802.N1	04-MAR-2008 13:54:13	Dark	43.500	10	Bet Cen	0.61000	28000.	87	31427	No
194	GOM_NL__2PRFIN20080304_135638_000000482066_00311_31427_9803.N1	04-MAR-2008 13:56:38	Dark	47.500	12	Alp1Cru	0.77500	30000.	95	31427	No
195	GOM_NL__2PRFIN20080304_135914_000000492066_00311_31427_9804.N1	04-MAR-2008 13:59:14	Dark	49.000	64	Gam Cen	2.2000	10600.	98	31427	No
196	GOM_NL__2PRFIN20080304_140204_000000422066_00311_31427_9805.N1	04-MAR-2008 14:02:04	Straylight	42.000	113	Mu Vel	2.6920	5000.0	84	31427	No
197	GOM_NL__2PRFIN20080304_141428_000000452066_00311_31427_9806.N1	04-MAR-2008 14:14:28	Tw_i_and_stray	45.000	48	30Alp Hya	1.9770	4100.0	90	31427	No
198	GOM_NL__2PRFIN20080304_142025_000000412066_00311_31427_9807.N1	04-MAR-2008 14:20:25	Bright	40.500	22	32Alp Leo	1.3600	15200.	81	31427	No
199	GOM_NL__2PRFIN20080304_142255_000000422066_00311_31427_9808.N1	04-MAR-2008 14:22:55	Bright	41.500	51	41Gam1Leo	2.0100	4500.0	83	31427	No
200	GOM_NL__2PRFIN20080304_143426_000000402066_00311_31427_9809.N1	04-MAR-2008 14:34:26	Bright	40.000	82	48Bet UMa	2.3650	10600.	80	31427	No
201	GOM_NL__2PRFIN20080304_143549_000000412066_00311_31427_9810.N1	04-MAR-2008 14:35:49	Bright	40.500	36	50Alp UMa	1.8000	6300.0	81	31427	No
202	GOM_NL__2PRFIN20080304_144223_000000342066_00311_31427_9811.N1	04-MAR-2008 14:42:23	Bright	34.000	49	1Alp UMi	1.9900	6300.0	68	31427	No
203	GOM_NL__2PRFIN20080304_144958_000000362066_00311_31427_9812.N1	04-MAR-2008 14:49:58	Bright	35.500	89	5Alp Cep	2.4510	8000.0	71	31427	No
204	GOM_NL__2PRFIN20080304_145504_000000342066_00311_31427_9813.N1	04-MAR-2008 14:55:04	Bright	33.500	19	50Alp Cyg	1.2460	10500.	67	31427	No
205	GOM_NL__2PRFIN20080304_145638_000000362066_00311_31427_9814.N1	04-MAR-2008 14:56:38	Bright	36.000	66	37Gam Cyg	2.2080	5900.0	72	31427	No
206	GOM_NL__2PRFIN20080304_145813_000000362066_00311_31427_9815.N1	04-MAR-2008 14:58:13	Bright	36.000	92	53Eps Cyg	2.5000	4500.0	72	31427	No
207	GOM_NL__2PRFIN20080304_150525_000000412066_00311_31427_9816.N1	04-MAR-2008 15:05:25	Bright	41.000	168	17Zet Aql	2.9860	11000.	82	31427	No
208	GOM_NL__2PRFIN20080304_151521_000000412066_00311_31427_9817.N1	04-MAR-2008 15:15:21	Dark	40.500	155	41Pi Sgr	2.9000	6600.0	81	31427	No
209	GOM_NL__2PRFIN20080304_151714_000000402066_00311_31427_9818.N1	04-MAR-2008 15:17:14	Dark	39.500	57	34Sig Sgr	2.0660	26000.	79	31427	No
210	GOM_NL__2PRFIN20080304_152026_000000432066_00311_31427_9819.N1	04-MAR-2008 15:20:26	Dark	43.000	38	20Eps Sgr	1.8360	11000.	86	31427	No
211	GOM_NL__2PRFIN20080304_152329_000000462066_00311_31427_9820.N1	04-MAR-2008 15:23:29	Dark	45.500	25	35Lam Sco	1.6200	28000.	91	31427	No
212	GOM_NL__2PRFIN20080304_152656_000000402066_00312_31428_9802.N1	04-MAR-2008 15:26:56	Dark	39.500	141	Bet Ara	2.8400	4600.0	79	31428	No
213	GOM_NL__2PRFIN20080304_152951_000000402066_00312_31428_9803.N1	04-MAR-2008 15:29:51	Dark	40.000	43	Alp TrA	1.9100	4250.0	80	31428	No
214	GOM_NL__2PRFIN20080304_153204_000000382066_00312_31428_9804.N1	04-MAR-2008 15:32:04	Dark	38.000	145	Gam TrA	2.8720	10600.	76	31428	No
215	GOM_NL__2PRFIN20080304_153331_000000442066_00312_31428_9805.N1	04-MAR-2008 15:33:31	Dark	43.500	4	Alp1Cen	-0.010000	5800.0	87	31428	No
216	GOM_NL__2PRFIN20080304_153449_000000442066_00312_31428_9806.N1	04-MAR-2008 15:34:49	Dark	43.500	10	Bet Cen	0.61000	28000.	87	31428	No
217	GOM_NL__2PRFIN20080304_153714_000000422066_00312_31428_9807.N1	04-MAR-2008 15:37:14	Dark	42.000	12	Alp1Cru	0.77500	30000.	84	31428	No
218	GOM_NL__2PRFIN20080304_153951_000000422066_00312_31428_9808.N1	04-MAR-2008 15:39:51	Dark	42.000	64	Gam Cen	2.2000	10600.	84	31428	No
219	GOM_NL__2PRFIN20080304_154241_000000382066_00312_31428_9809.N1	04-MAR-2008 15:42:41	Straylight	38.000	113	Mu Vel	2.6920	5000.0	76	31428	No

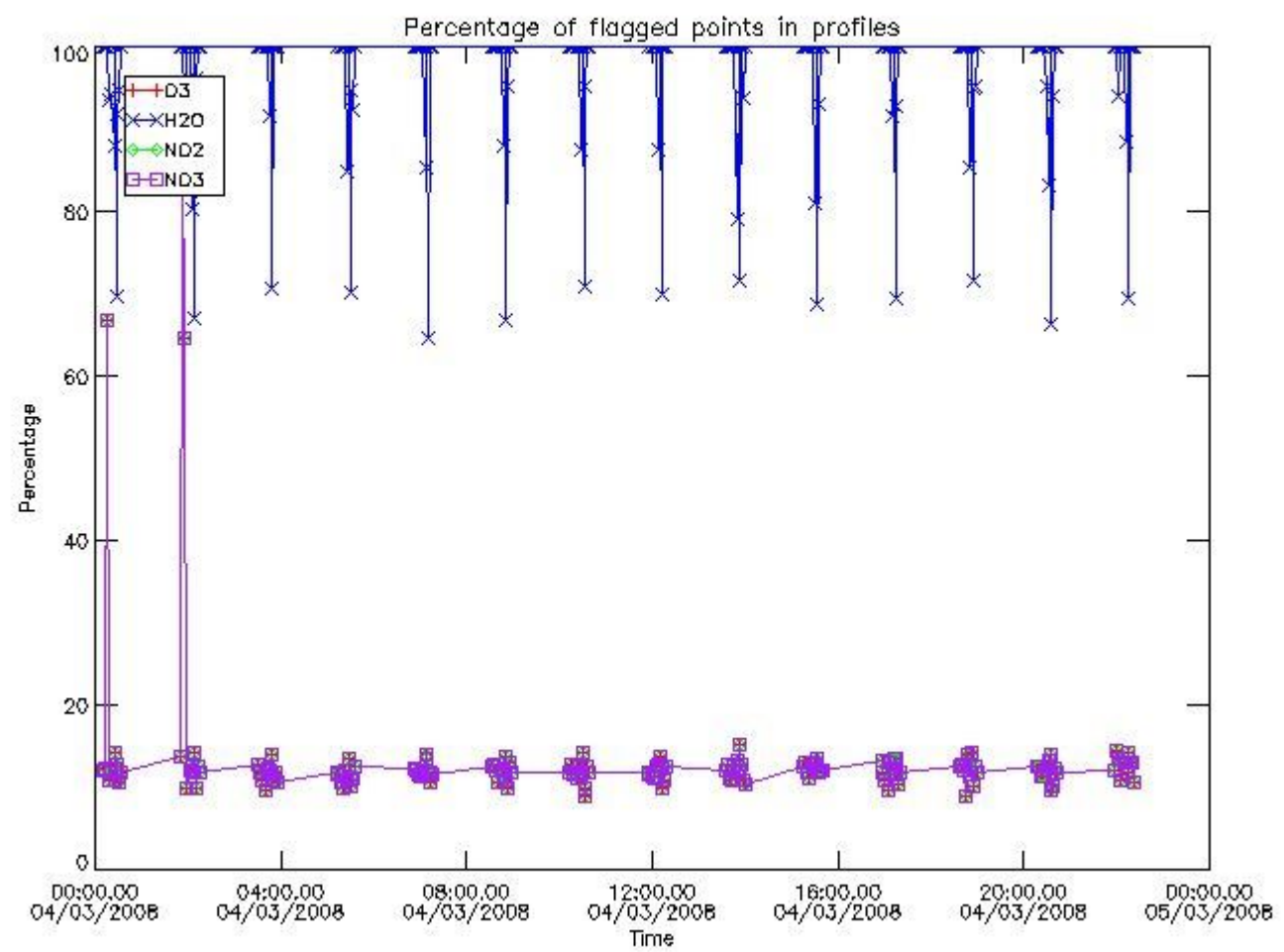
220	GOM_NL__2PRFIN20080304_155504_000000452066_00312_31428_9810.N1	04-MAR-2008 15:55:04	Twilight	44.500	48	30Alp Hya	1.9770	4100.0	89	31428	No
221	GOM_NL__2PRFIN20080304_160100_000000402066_00312_31428_9811.N1	04-MAR-2008 16:01:00	Bright	40.000	22	32Alp Leo	1.3600	15200.	80	31428	No
222	GOM_NL__2PRFIN20080304_160331_000000422066_00312_31428_9812.N1	04-MAR-2008 16:03:31	Bright	41.500	51	41Gam1Leo	2.0100	4500.0	83	31428	No
223	GOM_NL__2PRFIN20080304_161501_000000412066_00312_31428_9813.N1	04-MAR-2008 16:15:01	Bright	40.500	82	48Bet UMa	2.3650	10600.	81	31428	No
224	GOM_NL__2PRFIN20080304_161625_000000392066_00312_31428_9814.N1	04-MAR-2008 16:16:25	Bright	38.500	36	50Alp UMa	1.8000	6300.0	77	31428	No
225	GOM_NL__2PRFIN20080304_162258_000000362066_00312_31428_9815.N1	04-MAR-2008 16:22:58	Bright	35.500	49	1Alp UMi	1.9900	6300.0	71	31428	No
226	GOM_NL__2PRFIN20080304_163034_000000372066_00312_31428_9816.N1	04-MAR-2008 16:30:34	Bright	36.500	89	5Alp Cep	2.4510	8000.0	73	31428	No
227	GOM_NL__2PRFIN20080304_163540_000000362066_00312_31428_9817.N1	04-MAR-2008 16:35:40	Bright	35.500	19	50Alp Cyg	1.2460	10500.	71	31428	No
228	GOM_NL__2PRFIN20080304_163714_000000372066_00312_31428_9818.N1	04-MAR-2008 16:37:14	Bright	36.500	66	37Gam Cyg	2.2080	5900.0	73	31428	No
229	GOM_NL__2PRFIN20080304_163849_000000352066_00312_31428_9819.N1	04-MAR-2008 16:38:49	Bright	35.000	92	53Eps Cyg	2.5000	4500.0	70	31428	No
230	GOM_NL__2PRFIN20080304_164602_000000412066_00312_31428_9820.N1	04-MAR-2008 16:46:02	Bright	41.000	168	17Zet Aql	2.9860	11000.	82	31428	No
231	GOM_NL__2PRFIN20080304_165558_000000392066_00312_31428_9821.N1	04-MAR-2008 16:55:58	Dark	38.500	155	41Pi Sgr	2.9000	6600.0	77	31428	No
232	GOM_NL__2PRFIN20080304_165750_000000432066_00312_31428_9822.N1	04-MAR-2008 16:57:50	Dark	43.000	57	34Sig Sgr	2.0660	26000.	86	31428	No
233	GOM_NL__2PRFIN20080304_170102_000000472066_00312_31428_9823.N1	04-MAR-2008 17:01:02	Dark	47.000	38	20Eps Sgr	1.8360	11000.	94	31428	No
234	GOM_NL__2PRFIN20080304_170406_000000532066_00312_31428_9824.N1	04-MAR-2008 17:04:06	Dark	52.500	25	35Lam Sco	1.6200	28000.	105	31428	No
235	GOM_NL__2PRFIN20080304_170732_000000392066_00313_31429_9809.N1	04-MAR-2008 17:07:32	Dark	39.000	141	Bet Ara	2.8400	4600.0	78	31429	No
236	GOM_NL__2PRFIN20080304_171028_000000422066_00313_31429_9810.N1	04-MAR-2008 17:10:28	Dark	41.500	43	Alp TrA	1.9100	4250.0	83	31429	No
237	GOM_NL__2PRFIN20080304_171240_000000382066_00313_31429_9811.N1	04-MAR-2008 17:12:40	Dark	38.000	145	Gam TrA	2.8720	10600.	76	31429	No
238	GOM_NL__2PRFIN20080304_171407_000000452066_00313_31429_9812.N1	04-MAR-2008 17:14:07	Dark	44.500	4	Alp1Cen	-0.010000	5800.0	89	31429	No
239	GOM_NL__2PRFIN20080304_171526_000000422066_00313_31429_9813.N1	04-MAR-2008 17:15:26	Dark	41.500	10	Bet Cen	0.61000	28000.	83	31429	No
240	GOM_NL__2PRFIN20080304_171751_000000492066_00313_31429_9814.N1	04-MAR-2008 17:17:51	Dark	49.000	12	Alp1Cru	0.77500	30000.	98	31429	No
241	GOM_NL__2PRFIN20080304_172027_000000432066_00313_31429_9815.N1	04-MAR-2008 17:20:27	Dark	43.000	64	Gam Cen	2.2000	10600.	86	31429	No
242	GOM_NL__2PRFIN20080304_172317_000000442066_00313_31429_9816.N1	04-MAR-2008 17:23:17	Straylight	43.500	113	Mu Vel	2.6920	5000.0	87	31429	No
243	GOM_NL__2PRFIN20080304_173540_000000452066_00313_31429_9817.N1	04-MAR-2008 17:35:40	Twilight	44.500	48	30Alp Hya	1.9770	4100.0	89	31429	No
244	GOM_NL__2PRFIN20080304_174136_000000412066_00313_31429_9818.N1	04-MAR-2008 17:41:36	Bright	40.500	22	32Alp Leo	1.3600	15200.	81	31429	No
245	GOM_NL__2PRFIN20080304_174407_000000402066_00313_31429_9819.N1	04-MAR-2008 17:44:07	Bright	40.000	51	41Gam1Leo	2.0100	4500.0	80	31429	No
246	GOM_NL__2PRFIN20080304_175537_000000402066_00313_31429_9820.N1	04-MAR-2008 17:55:37	Bright	39.500	82	48Bet UMa	2.3650	10600.	79	31429	No
247	GOM_NL__2PRFIN20080304_175700_000000402066_00313_31429_9821.N1	04-MAR-2008 17:57:00	Bright	39.500	36	50Alp UMa	1.8000	6300.0	79	31429	No
248	GOM_NL__2PRFIN20080304_180335_000000382066_00313_31429_9822.N1	04-MAR-2008 18:03:35	Bright	38.000	49	1Alp UMi	1.9900	6300.0	76	31429	No
249	GOM_NL__2PRFIN20080304_181110_000000362066_00313_31429_9823.N1	04-MAR-2008 18:11:10	Bright	36.000	89	5Alp Cep	2.4510	8000.0	72	31429	No
250	GOM_NL__2PRFIN20080304_181616_000000372066_00313_31429_9824.N1	04-MAR-2008 18:16:16	Bright	36.500	19	50Alp Cyg	1.2460	10500.	73	31429	No
251	GOM_NL__2PRFIN20080304_181750_000000362066_00313_31429_9825.N1	04-MAR-2008 18:17:50	Bright	35.500	66	37Gam Cyg	2.2080	5900.0	71	31429	No
252	GOM_NL__2PRFIN20080304_181925_000000352066_00313_31429_9826.N1	04-MAR-2008 18:19:25	Bright	34.500	92	53Eps Cyg	2.5000	4500.0	69	31429	No
253	GOM_NL__2PRFIN20080304_182638_000000412066_00313_31429_9827.N1	04-MAR-2008 18:26:38	Bright	41.000	168	17Zet Aql	2.9860	11000.	82	31429	No
254	GOM_NL__2PRFIN20080304_183634_000000412066_00313_31429_9828.N1	04-MAR-2008 18:36:34	Dark	41.000	155	41Pi Sgr	2.9000	6600.0	82	31429	No
255	GOM_NL__2PRFIN20080304_183827_000000442066_00313_31429_9829.N1	04-MAR-2008 18:38:27	Dark	44.000	57	34Sig Sgr	2.0660	26000.	88	31429	No
256	GOM_NL__2PRFIN20080304_184139_000000432066_00313_31429_9830.N1	04-MAR-2008 18:41:39	Dark	42.500	38	20Eps Sgr	1.8360	11000.	85	31429	No
257	GOM_NL__2PRFIN20080304_184443_000000572066_00313_31429_9831.N1	04-MAR-2008 18:44:43	Dark	56.500	25	35Lam Sco	1.6200	28000.	113	31429	No
258	GOM_NL__2PRFIN20080304_184809_000000402066_00314_31430_9819.N1	04-MAR-2008 18:48:09	Dark	40.000	141	Bet Ara	2.8400	4600.0	80	31430	No
259	GOM_NL__2PRFIN20080304_185104_000000412066_00314_31430_9820.N1	04-MAR-2008 18:51:04	Dark	41.000	43	Alp TrA	1.9100	4250.0	82	31430	No
260	GOM_NL__2PRFIN20080304_185317_000000362066_00314_31430_9821.N1	04-MAR-2008 18:53:17	Dark	36.000	145	Gam TrA	2.8720	10600.	72	31430	No
261	GOM_NL__2PRFIN20080304_185444_000000552066_00314_31430_9822.N1	04-MAR-2008 18:54:44	Dark	55.000	4	Alp1Cen	-0.010000	5800.0	110	31430	No
262	GOM_NL__2PRFIN20080304_185602_000000512066_00314_31430_9823.N1	04-MAR-2008 18:56:02	Dark	50.500	10	Bet Cen	0.61000	28000.	101	31430	No
263	GOM_NL__2PRFIN20080304_185827_000000412066_00314_31430_9824.N1	04-MAR-2008 18:58:27	Dark	41.000	12	Alp1Cru	0.77500	30000.	82	31430	No
264	GOM_NL__2PRFIN20080304_190104_000000432066_00314_31430_9825.N1	04-MAR-2008 19:01:04	Dark	43.000	64	Gam Cen	2.2000	10600.	86	31430	No
265	GOM_NL__2PRFIN20080304_190353_000000402066_00314_31430_9826.N1	04-MAR-2008 19:03:53	Straylight	39.500	113	Mu Vel	2.6920	5000.0	79	31430	No
266	GOM_NL__2PRFIN20080304_191616_000000452066_00314_31430_9827.N1	04-MAR-2008 19:16:16	Twilight	45.000	48	30Alp Hya	1.9770	4100.0	90	31430	No
267	GOM_NL__2PRFIN20080304_192212_000000402066_00314_31430_9828.N1	04-MAR-2008 19:22:12	Bright	39.500	22	32Alp Leo	1.3600	15200.	79	31430	No
268	GOM_NL__2PRFIN20080304_192442_000000422066_00314_31430_9829.N1	04-MAR-2008 19:24:42	Bright	42.000	51	41Gam1Leo	2.0100	4500.0	84	31430	No
269	GOM_NL__2PRFIN20080304_193613_000000402066_00314_31430_9830.N1	04-MAR-2008 19:36:13	Bright	39.500	82	48Bet UMa	2.3650	10600.	79	31430	No
270	GOM_NL__2PRFIN20080304_193736_000000412066_00314_31430_9831.N1	04-MAR-2008 19:37:36	Bright	41.000	36	50Alp UMa	1.8000	6300.0	82	31430	No
271	GOM_NL__2PRFIN20080304_194411_000000362066_00314_31430_9832.N1	04-MAR-2008 19:44:11	Bright	36.000	49	1Alp UMi	1.9900	6300.0	72	31430	No
272	GOM_NL__2PRFIN20080304_195147_000000362066_00314_31430_9833.N1	04-MAR-2008 19:51:47	Bright	36.000	89	5Alp Cep	2.4510	8000.0	72	31430	No
273	GOM_NL__2PRFIN20080304_195652_000000342066_00314_31430_9834.N1	04-MAR-2008 19:56:52	Bright	33.500	19	50Alp Cyg	1.2460	10500.	67	31430	No
274	GOM_NL__2PRFIN20080304_195826_000000352066_00314_31430_9835.N1	04-MAR-2008 19:58:26	Bright	34.500	66	37Gam Cyg	2.2080	5900.0	69	31430	No
275	GOM_NL__2PRFIN20080304_200001_000000352066_00314_31430_9836.N1	04-MAR-2008 20:00:01	Bright	35.000	92	53Eps Cyg	2.5000	4500.0	70	31430	No
276	GOM_NL__2PRFIN20080304_200714_000000422066_00314_31430_9837.N1	04-MAR-2008 20:07:14	Bright	41.500	168	17Zet Aql	2.9860	11000.	83	31430	No
277	GOM_NL__2PRFIN20080304_201711_000000412066_00314_31430_9838.N1	04-MAR-2008 20:17:11	Dark	40.500	155	41Pi Sgr	2.9000	6600.0	81	31430	No
278	GOM_NL__2PRFIN20080304_201903_000000412066_00314_31430_9839.N1	04-MAR-2008 20:19:03	Dark	41.000	57	34Sig Sgr	2.0660	26000.	82	31430	No

279	GOM_NL__2PRFIN20080304_202216_000000452066_00314_31430_9840.N1	04-MAR-2008 20:22:16	Dark	45.000	38	20Eps Sgr	1.8360	11000.	90	31430	No
280	GOM_NL__2PRFIN20080304_202520_000000452066_00314_31430_9841.N1	04-MAR-2008 20:25:20	Dark	45.000	25	35Lam Sco	1.6200	28000.	90	31430	No
281	GOM_NL__2PRFIN20080304_202845_000000412066_00315_31431_9825.N1	04-MAR-2008 20:28:45	Dark	41.000	141	Bet Ara	2.8400	4600.0	82	31431	No
282	GOM_NL__2PRFIN20080304_203140_000000422066_00315_31431_9826.N1	04-MAR-2008 20:31:40	Dark	42.000	43	Alp TrA	1.9100	4250.0	84	31431	No
283	GOM_NL__2PRFIN20080304_203353_000000372066_00315_31431_9827.N1	04-MAR-2008 20:33:53	Dark	36.500	145	Gam TrA	2.8720	10600.	73	31431	No
284	GOM_NL__2PRFIN20080304_203520_000000532066_00315_31431_9828.N1	04-MAR-2008 20:35:20	Dark	52.500	4	Alp1Cen	-0.010000	5800.0	105	31431	No
285	GOM_NL__2PRFIN20080304_203639_000000512066_00315_31431_9829.N1	04-MAR-2008 20:36:39	Dark	50.500	10	Bet Cen	0.61000	28000.	101	31431	No
286	GOM_NL__2PRFIN20080304_203903_000000422066_00315_31431_9830.N1	04-MAR-2008 20:39:03	Dark	41.500	12	Alp1Cru	0.77500	30000.	83	31431	No
287	GOM_NL__2PRFIN20080304_204140_000000442066_00315_31431_9831.N1	04-MAR-2008 20:41:40	Dark	43.500	64	Gam Cen	2.2000	10600.	87	31431	No
288	GOM_NL__2PRFIN20080304_204429_000000412066_00315_31431_9832.N1	04-MAR-2008 20:44:29	Straylight	40.500	113	Mu Vel	2.6920	5000.0	81	31431	No
289	GOM_NL__2PRFIN20080304_205653_000000482066_00315_31431_9833.N1	04-MAR-2008 20:56:53	Tw_i_and_stray	47.500	48	30Alp Hya	1.9770	4100.0	95	31431	No
290	GOM_NL__2PRFIN20080304_210248_000000412066_00315_31431_9834.N1	04-MAR-2008 21:02:48	Bright	40.500	22	32Alp Leo	1.3600	15200.	81	31431	No
291	GOM_NL__2PRFIN20080304_210518_000000402066_00315_31431_9835.N1	04-MAR-2008 21:05:18	Bright	40.000	51	41Gam1Leo	2.0100	4500.0	80	31431	No
292	GOM_NL__2PRFIN20080304_211648_000000402066_00315_31431_9836.N1	04-MAR-2008 21:16:48	Bright	40.000	82	48Bet UMa	2.3650	10600.	80	31431	No
293	GOM_NL__2PRFIN20080304_211811_000000412066_00315_31431_9837.N1	04-MAR-2008 21:18:11	Bright	41.000	36	50Alp UMa	1.8000	6300.0	82	31431	No
294	GOM_NL__2PRFIN20080304_212446_000000362066_00315_31431_9838.N1	04-MAR-2008 21:24:46	Bright	35.500	49	1Alp UMi	1.9900	6300.0	71	31431	No
295	GOM_NL__2PRFIN20080304_213223_000000362066_00315_31431_9839.N1	04-MAR-2008 21:32:23	Bright	36.000	89	5Alp Cep	2.4510	8000.0	72	31431	No
296	GOM_NL__2PRFIN20080304_213728_000000372066_00315_31431_9840.N1	04-MAR-2008 21:37:28	Bright	36.500	19	50Alp Cyg	1.2460	10500.	73	31431	No
297	GOM_NL__2PRFIN20080304_213902_000000372066_00315_31431_9841.N1	04-MAR-2008 21:39:02	Bright	36.500	66	37Gam Cyg	2.2080	5900.0	73	31431	No
298	GOM_NL__2PRFIN20080304_214037_000000362066_00315_31431_9842.N1	04-MAR-2008 21:40:37	Bright	35.500	92	53Eps Cyg	2.5000	4500.0	71	31431	No
299	GOM_NL__2PRFIN20080304_214751_000000412066_00315_31431_9843.N1	04-MAR-2008 21:47:51	Bright	40.500	168	17Zet Aql	2.9860	11000.	81	31431	No
300	GOM_NL__2PRFIN20080304_215747_000000422066_00315_31431_9844.N1	04-MAR-2008 21:57:47	Dark	42.000	155	41Pi Sgr	2.9000	6600.0	84	31431	No
301	GOM_NL__2PRFIN20080304_215940_000000422066_00315_31431_9845.N1	04-MAR-2008 21:59:40	Dark	42.000	57	34Sig Sgr	2.0660	26000.	84	31431	No
302	GOM_NL__2PRFIN20080304_220252_000000422066_00315_31431_9846.N1	04-MAR-2008 22:02:52	Dark	41.500	38	20Eps Sgr	1.8360	11000.	83	31431	No
303	GOM_NL__2PRFIN20080304_220556_000000472066_00315_31431_9847.N1	04-MAR-2008 22:05:56	Dark	46.500	25	35Lam Sco	1.6200	28000.	93	31431	No
304	GOM_NL__2PRFIN20080304_220922_000000402066_00316_31432_9838.N1	04-MAR-2008 22:09:22	Dark	39.500	141	Bet Ara	2.8400	4600.0	79	31432	No
305	GOM_NL__2PRFIN20080304_221217_000000392066_00316_31432_9839.N1	04-MAR-2008 22:12:17	Dark	39.000	43	Alp TrA	1.9100	4250.0	78	31432	No
306	GOM_NL__2PRFIN20080304_221429_000000362066_00316_31432_9840.N1	04-MAR-2008 22:14:29	Dark	36.000	145	Gam TrA	2.8720	10600.	72	31432	No
307	GOM_NL__2PRFIN20080304_221557_000000432066_00316_31432_9841.N1	04-MAR-2008 22:15:57	Dark	43.000	4	Alp1Cen	-0.010000	5800.0	86	31432	No
308	GOM_NL__2PRFIN20080304_221715_000000402066_00316_31432_9842.N1	04-MAR-2008 22:17:15	Dark	39.500	10	Bet Cen	0.61000	28000.	79	31432	No
309	GOM_NL__2PRFIN20080304_221940_000000402066_00316_31432_9843.N1	04-MAR-2008 22:19:40	Dark	39.500	12	Alp1Cru	0.77500	30000.	79	31432	No
310	GOM_NL__2PRFIN20080304_222217_000000492066_00316_31432_9844.N1	04-MAR-2008 22:22:17	Dark	48.500	64	Gam Cen	2.2000	10600.	97	31432	No
311	GOM_NL__2PRFIN20080304_222506_000000422066_00316_31432_9845.N1	04-MAR-2008 22:25:06	Straylight	42.000	113	Mu Vel	2.6920	5000.0	84	31432	No
312	GOM_NL__2PRFIN20080304_223729_000000442066_00316_31432_9846.N1	04-MAR-2008 22:37:29	Tw_i_and_stray	43.500	48	30Alp Hya	1.9770	4100.0	87	31432	No
313	GOM_NL__2PRFIN20080304_224324_000000422066_00316_31432_9847.N1	04-MAR-2008 22:43:24	Bright	41.500	22	32Alp Leo	1.3600	15200.	83	31432	No
314	GOM_NL__2PRFIN20080304_224554_000000402066_00316_31432_9848.N1	04-MAR-2008 22:45:54	Bright	39.500	51	41Gam1Leo	2.0100	4500.0	79	31432	No
315	GOM_NL__2PRFIN20080304_225724_000000402066_00316_31432_9849.N1	04-MAR-2008 22:57:24	Bright	40.000	82	48Bet UMa	2.3650	10600.	80	31432	No
316	GOM_NL__2PRFIN20080304_225847_000000402066_00316_31432_9850.N1	04-MAR-2008 22:58:47	Bright	40.000	36	50Alp UMa	1.8000	6300.0	80	31432	No
317	GOM_NL__2PRFIN20080304_230522_000000382066_00316_31432_9851.N1	04-MAR-2008 23:05:22	Bright	37.500	49	1Alp UMi	1.9900	6300.0	75	31432	No
318	GOM_NL__2PRFIN20080304_231259_000000362066_00316_31432_9852.N1	04-MAR-2008 23:12:59	Bright	35.500	89	5Alp Cep	2.4510	8000.0	71	31432	No
319	GOM_NL__2PRFIN20080304_231804_000000362066_00316_31432_9853.N1	04-MAR-2008 23:18:04	Bright	35.500	19	50Alp Cyg	1.2460	10500.	71	31432	No
320	GOM_NL__2PRFIN20080304_231938_000000342066_00316_31432_9854.N1	04-MAR-2008 23:19:38	Bright	34.000	66	37Gam Cyg	2.2080	5900.0	68	31432	No
321	GOM_NL__2PRFIN20080304_232113_000000342066_00316_31432_9855.N1	04-MAR-2008 23:21:13	Bright	33.500	92	53Eps Cyg	2.5000	4500.0	67	31432	No
322	GOM_NL__2PRFIN20080304_232827_000000422066_00316_31432_9856.N1	04-MAR-2008 23:28:27	Bright	42.000	168	17Zet Aql	2.9860	11000.	84	31432	No

3. Quality information per product

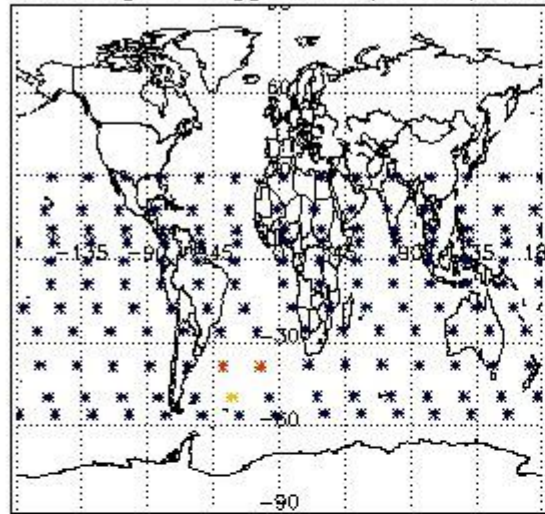
In this section it is plotted some information contained in the Quality Summary data set of the level 2 products. Only products in dark limb conditions and without errors (error flag in the MPH set to "0") are used.

3.1 Plot quality information per product (time dependant)

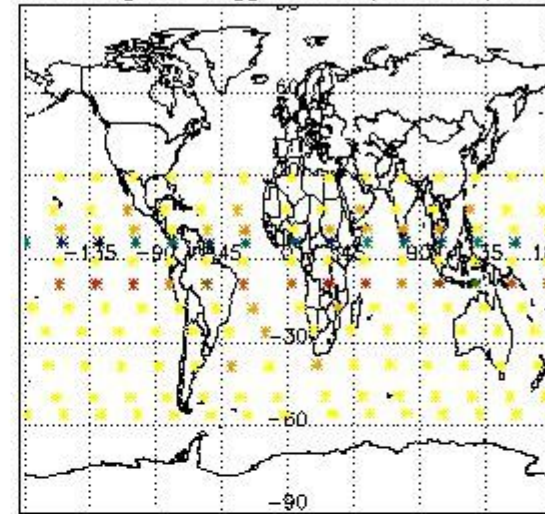


3.2 Plot quality information per product (world map)

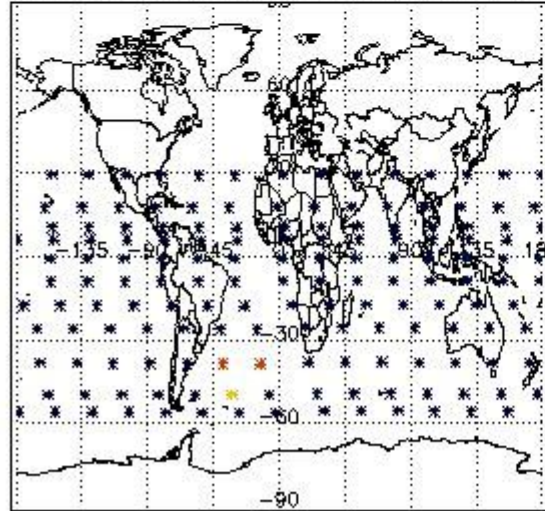
Percentage of flagged data per O3 profile



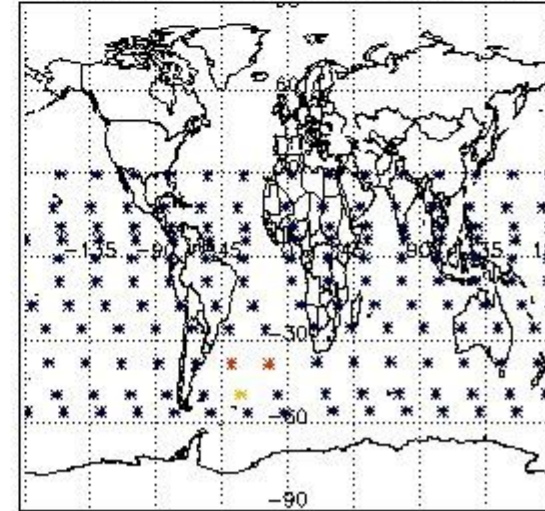
Percentage of flagged data per H2O profile



Percentage of flagged data per NO2 profile



Percentage of flagged data per NO3 profile

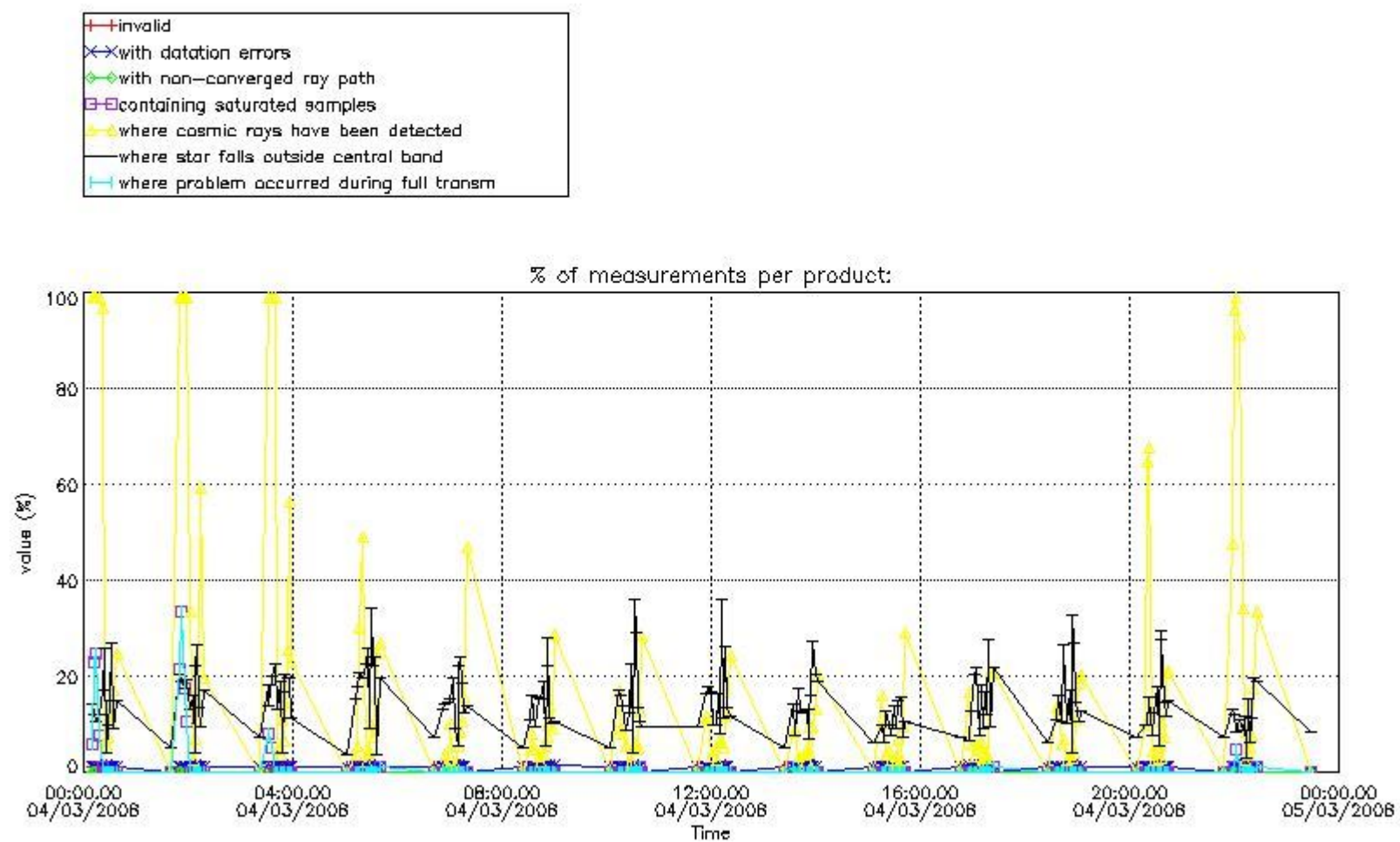


4. Level 1 quality information per product

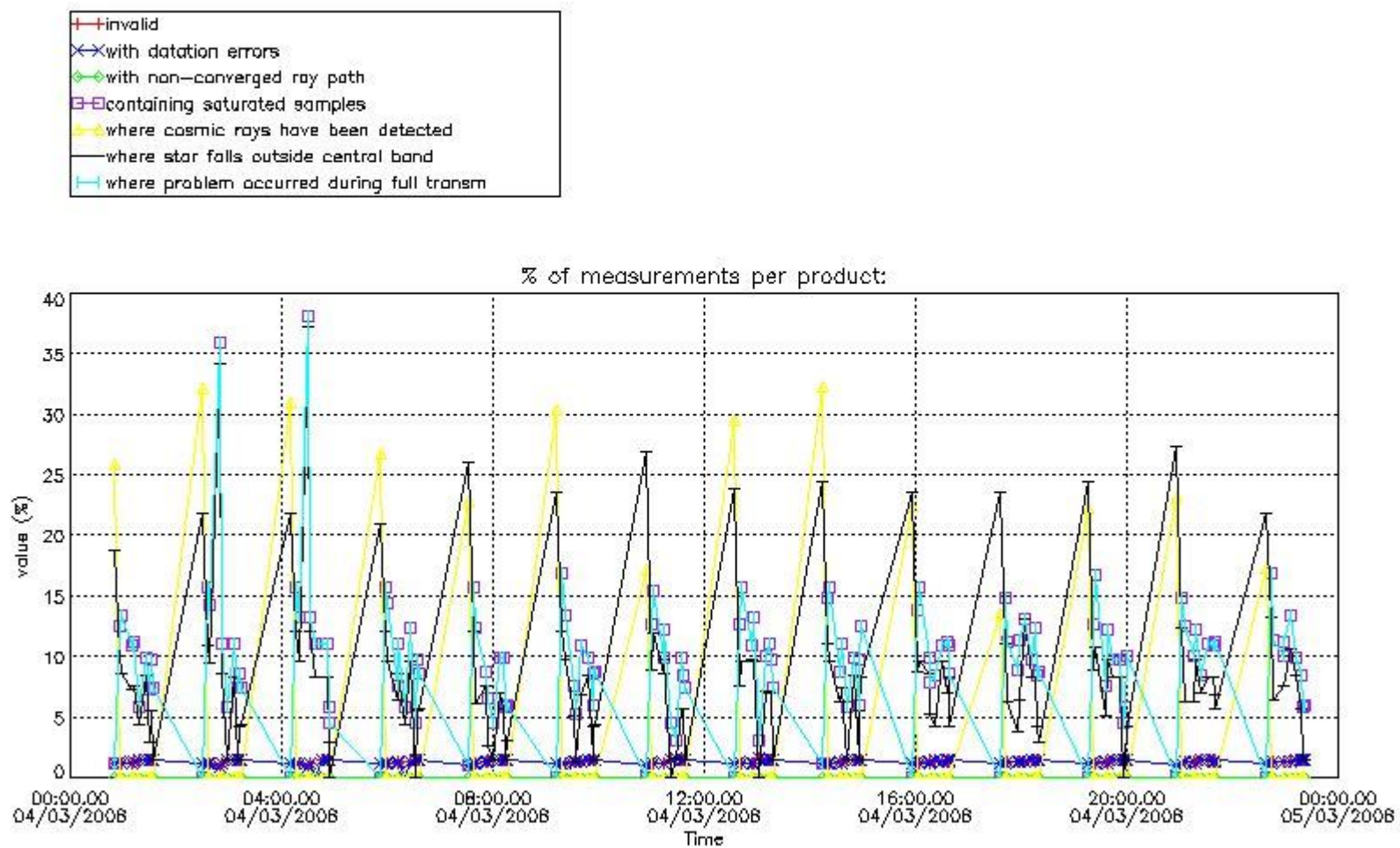
In this section it is plotted some information contained in the Quality Summary data set of the level 2 products that comes from the level 1b processing. Products without errors (error flag in the MPH set to "0") are used.

4.1 Plot quality information per product (time dependant) coming from level 1b processing

4.1.1 Plot level 1 quality information per product (time dependant): ENVISAT ASCENDING passes



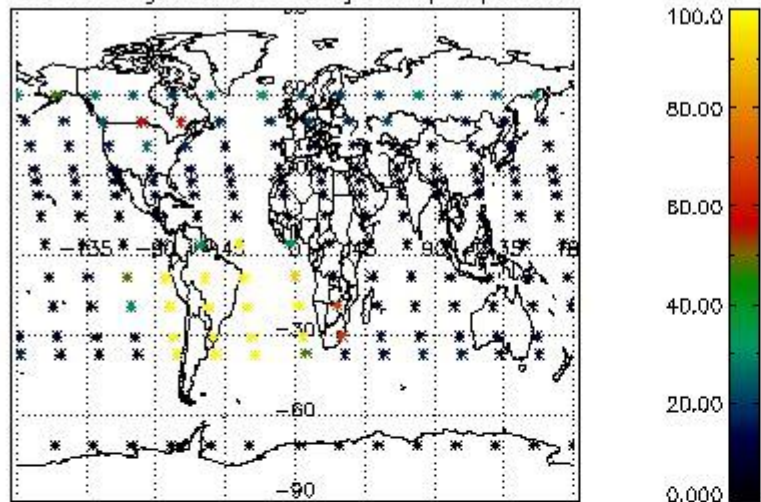
4.1.2 Plot level 1 quality information per product (time dependant): ENVI SAT DESCENDING passes



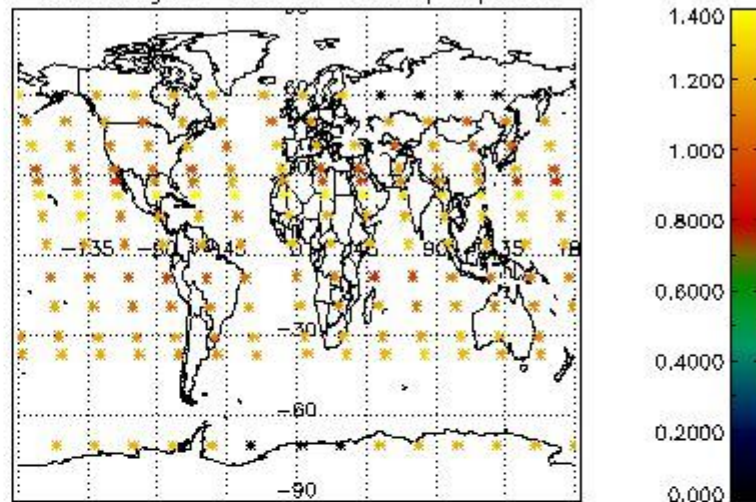
4.2 Plot quality information per product coming from level 1b processing (world map)

4.2.1 Plot level 1 quality information per product (world map): ENVISAT ASCENDING passes

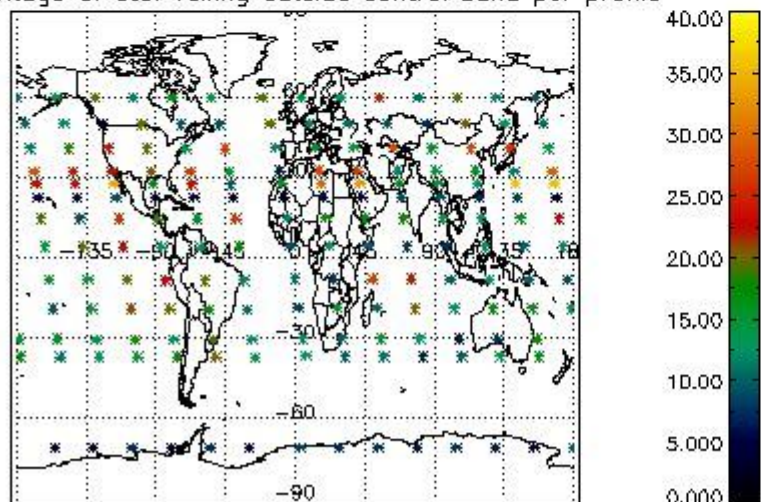
Percentage of cosmic ray hits per profile



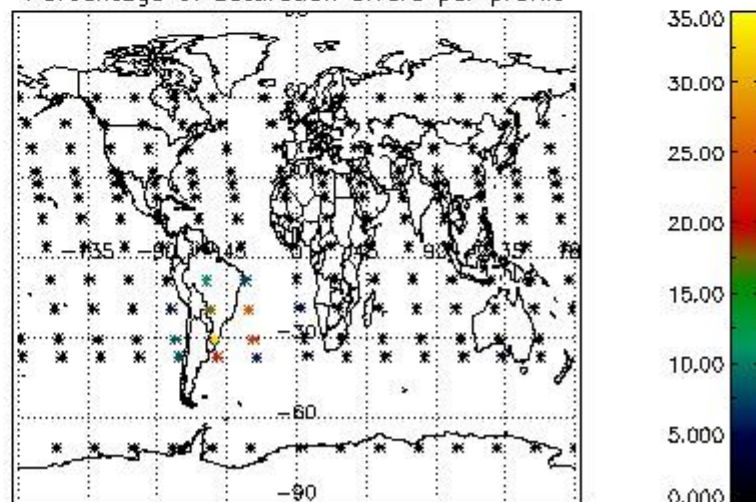
Percentage of datation errors per profile



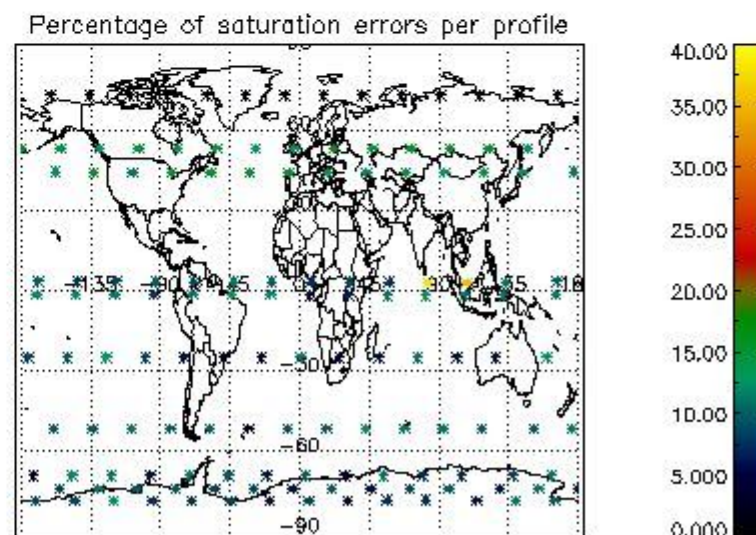
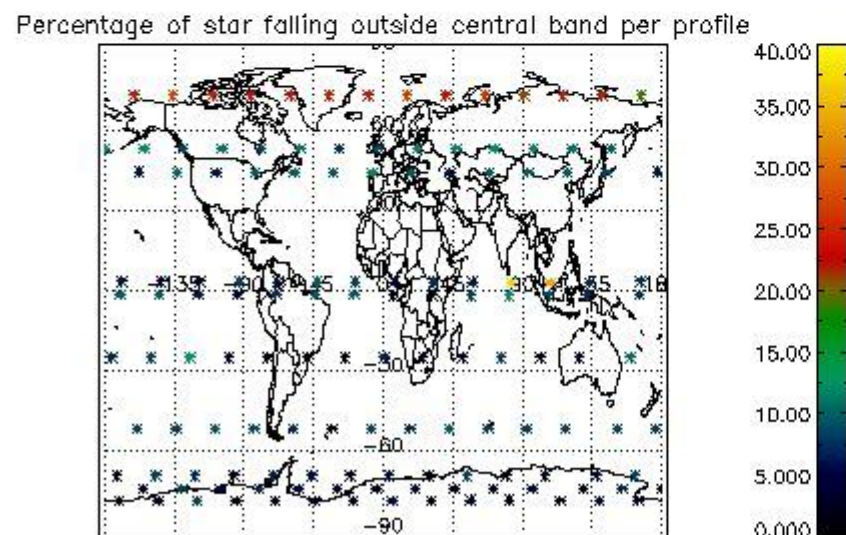
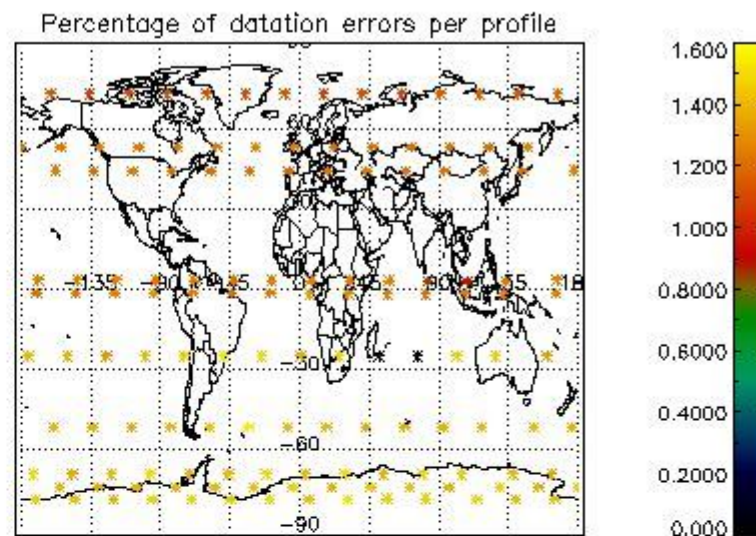
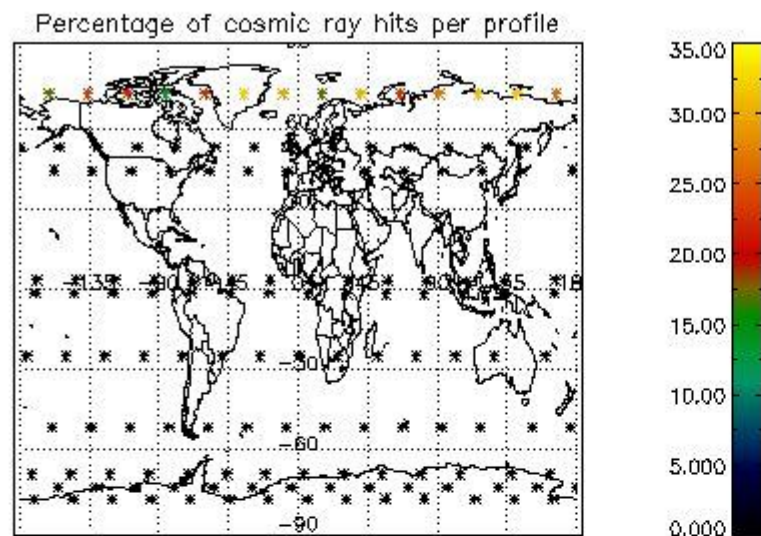
Percentage of star falling outside central band per profile



Percentage of saturation errors per profile



4.2.2 Plot level 1 quality information per product (world map): ENVISAT DESCENDING passes



5. Trace gas profiles

5.1 Ozone statistics based on quality of products

The final quality of the products can be "measured" using the STD (Standard Deviation) attached to every point profile. This information is written to the parameter GOM_NL__2P/NL_LOCAL_SPECIES_DENSITY/o3_std of the level 2 products. The table below shows the statistics for given STD ranges.

The statistics are given with respect to the overall valid production:

- Products without fatal errors: GOM_NL__2P/MPH/PRODUCT_ERR=0
- Valid point profile: GOM_NL__2P/NL_LOCAL_SPECIES_DENSITY/pcd(0)=0

The 'Criteria' is applied to valid points of dark limb products:

- Products in dark limb illumination condition: GOM_NL__2P/NL_SUMMARY_QUALITY/obs_ill_cond=0
- Products without fatal errors: GOM_NL__2P/MPH/PRODUCT_ERR=0
- Valid point profile: GOM_NL__2P/NL_LOCAL_SPECIES_DENSITY/pcd(0)=0

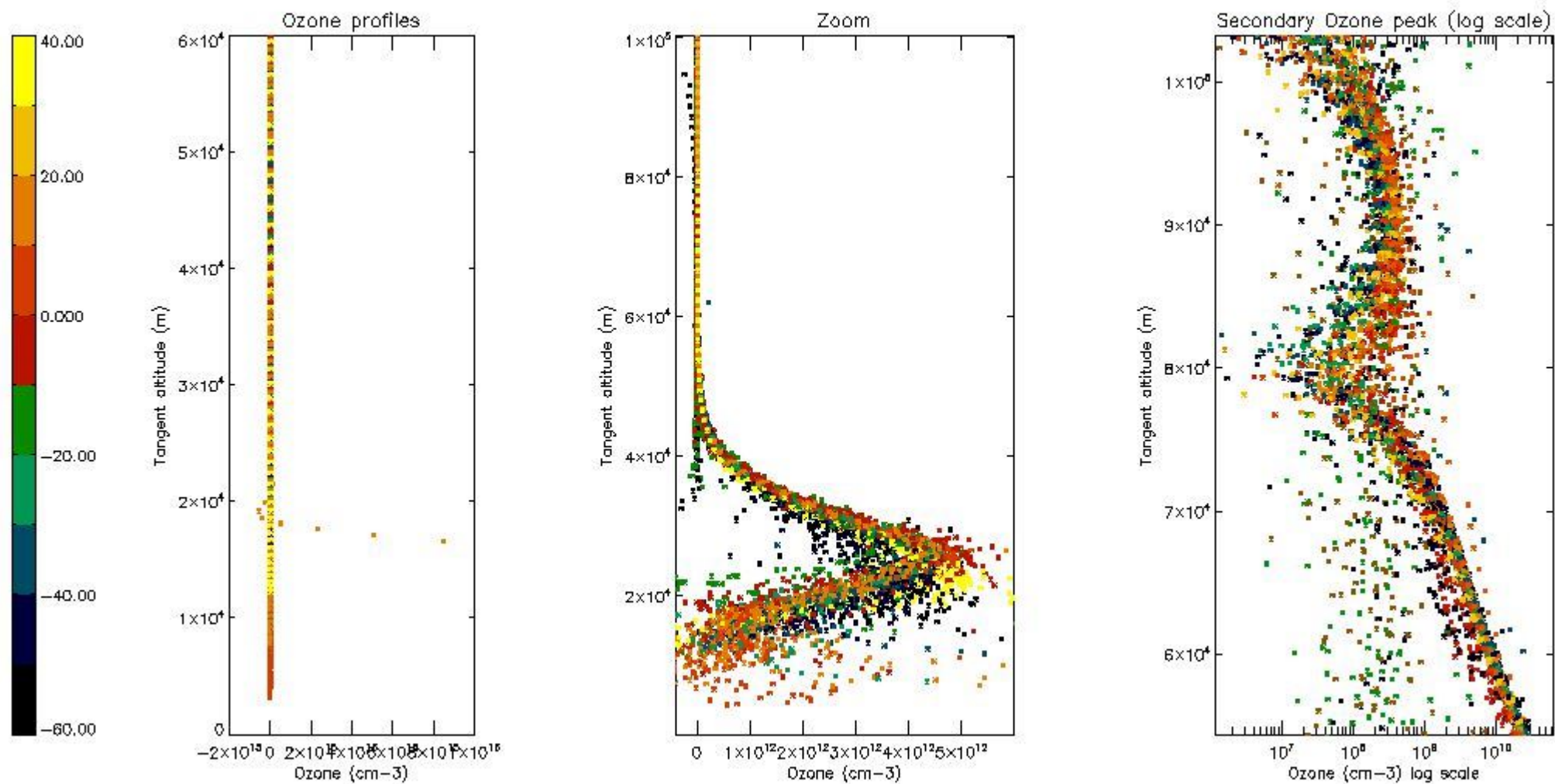
So, the table below shows the percentage of dark limb and valid observations for each criteria with respect to the overall valid daily observations.

Criteria	% of total production
All STD	52
STD < 20	28

STD < 10	22
STD < 5	15

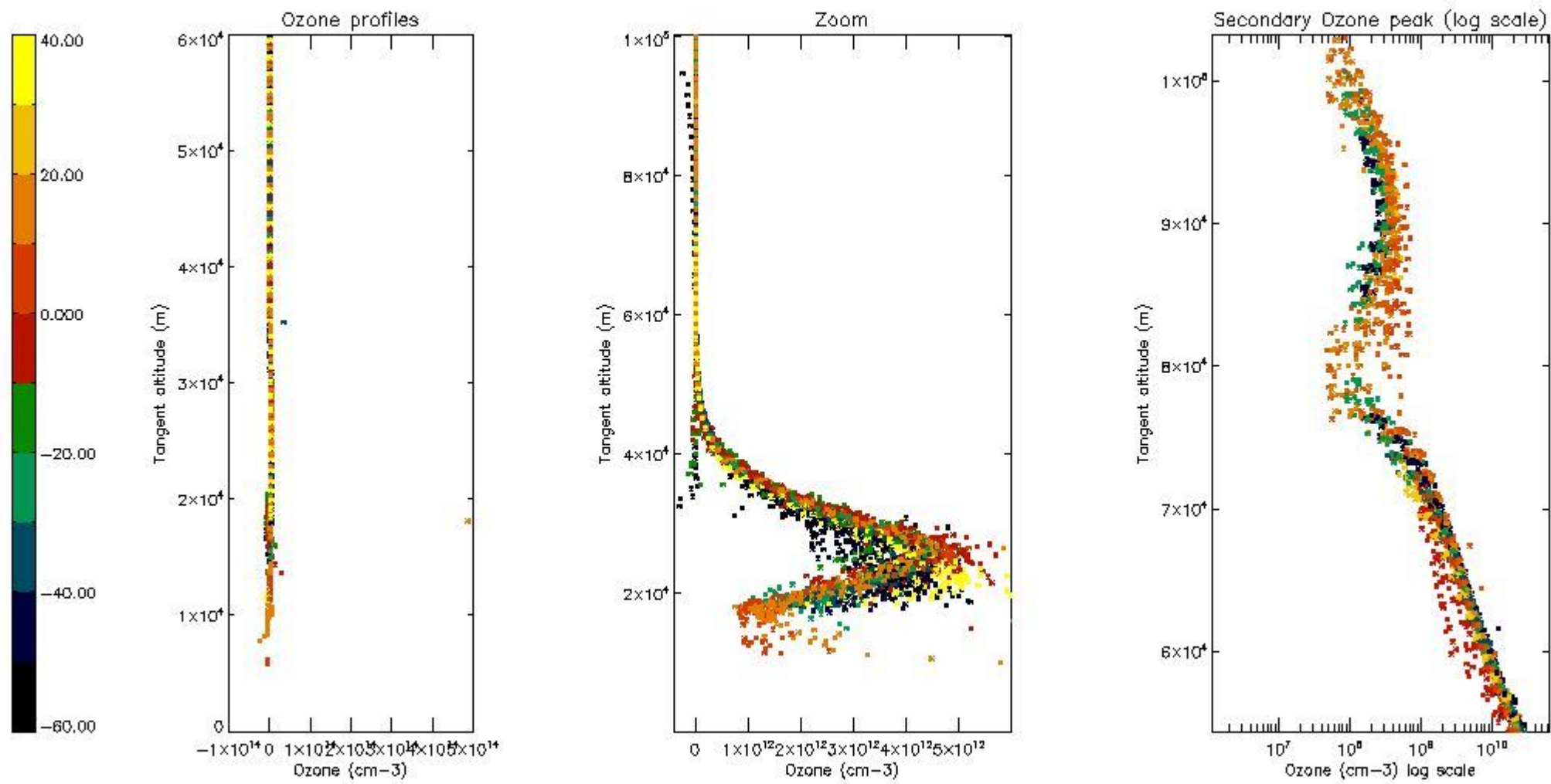
5.2 Plot ozone profiles for all STD (dark without errors)

The colorbar represents the latitude.



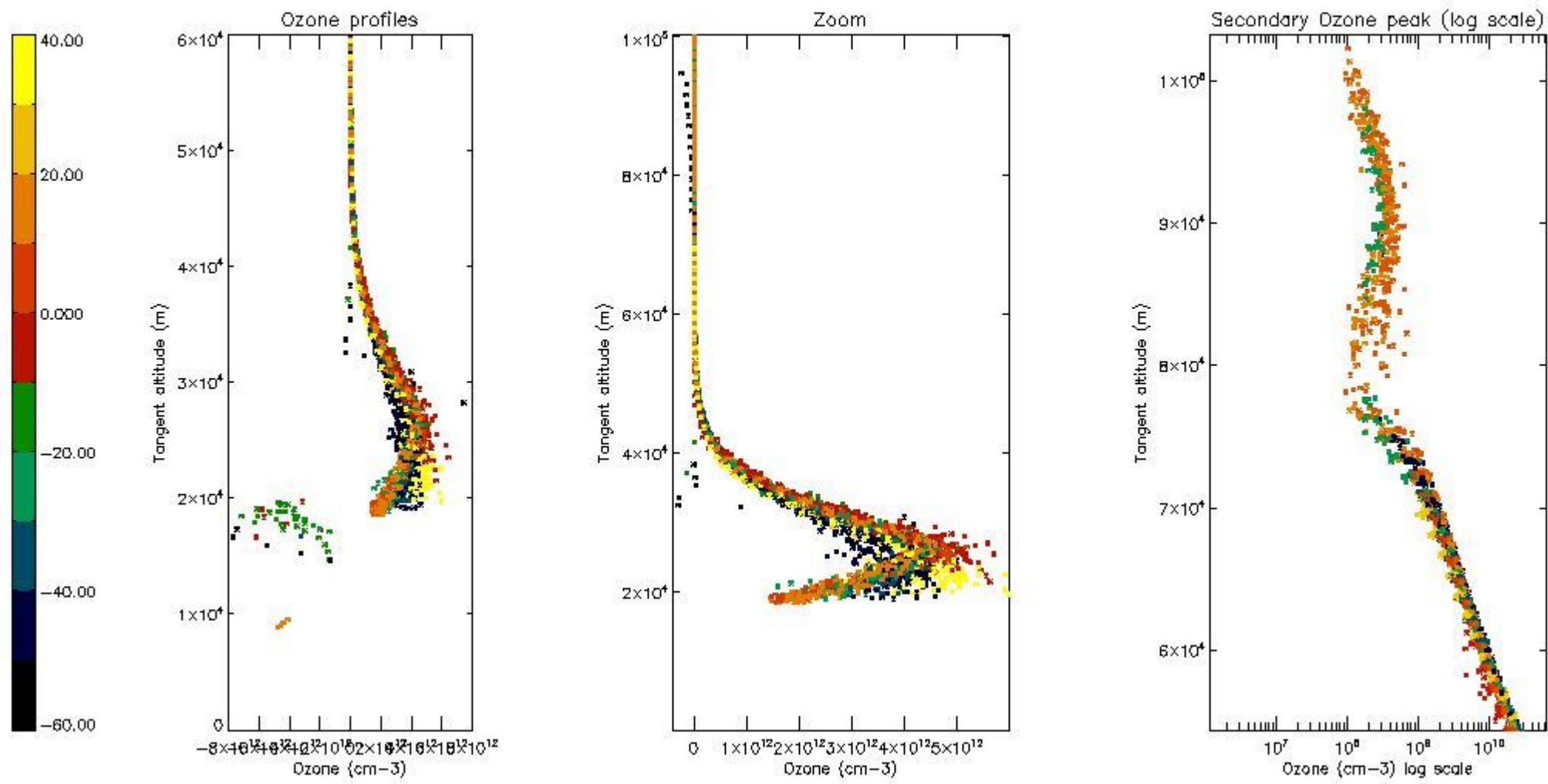
5.3 Plot ozone profiles where STD < 20% (dark without errors)

The colorbar represents the latitude.



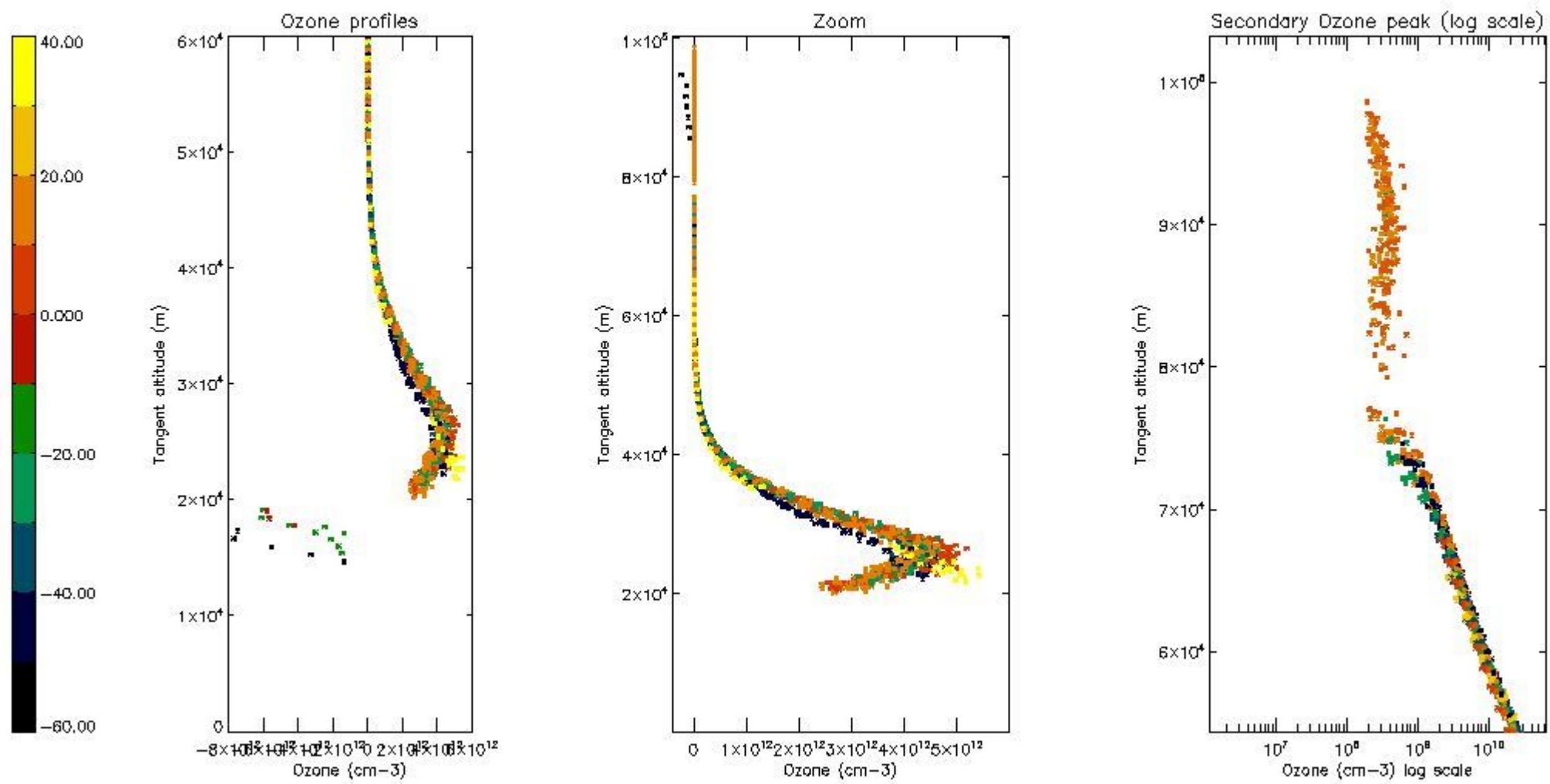
5.4 Plot ozone profiles where $STD < 10\%$ (dark without errors)

The colorbar represents the latitude.



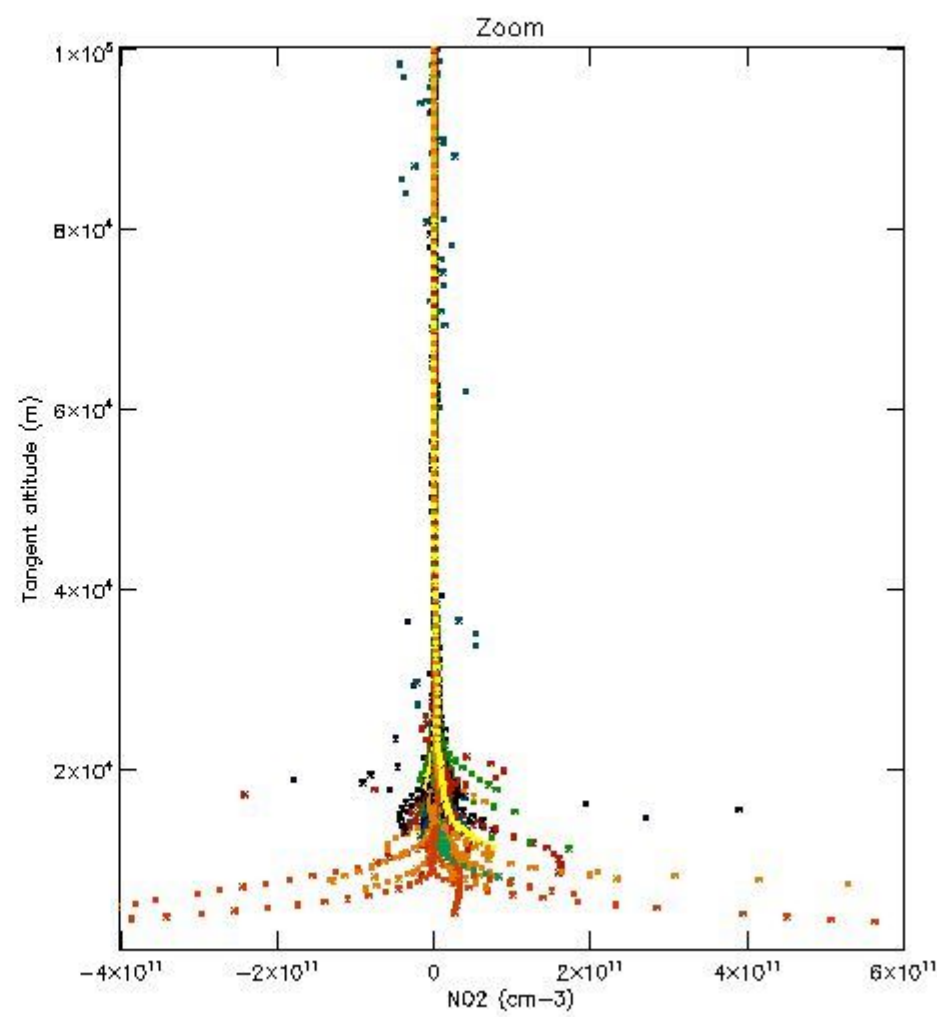
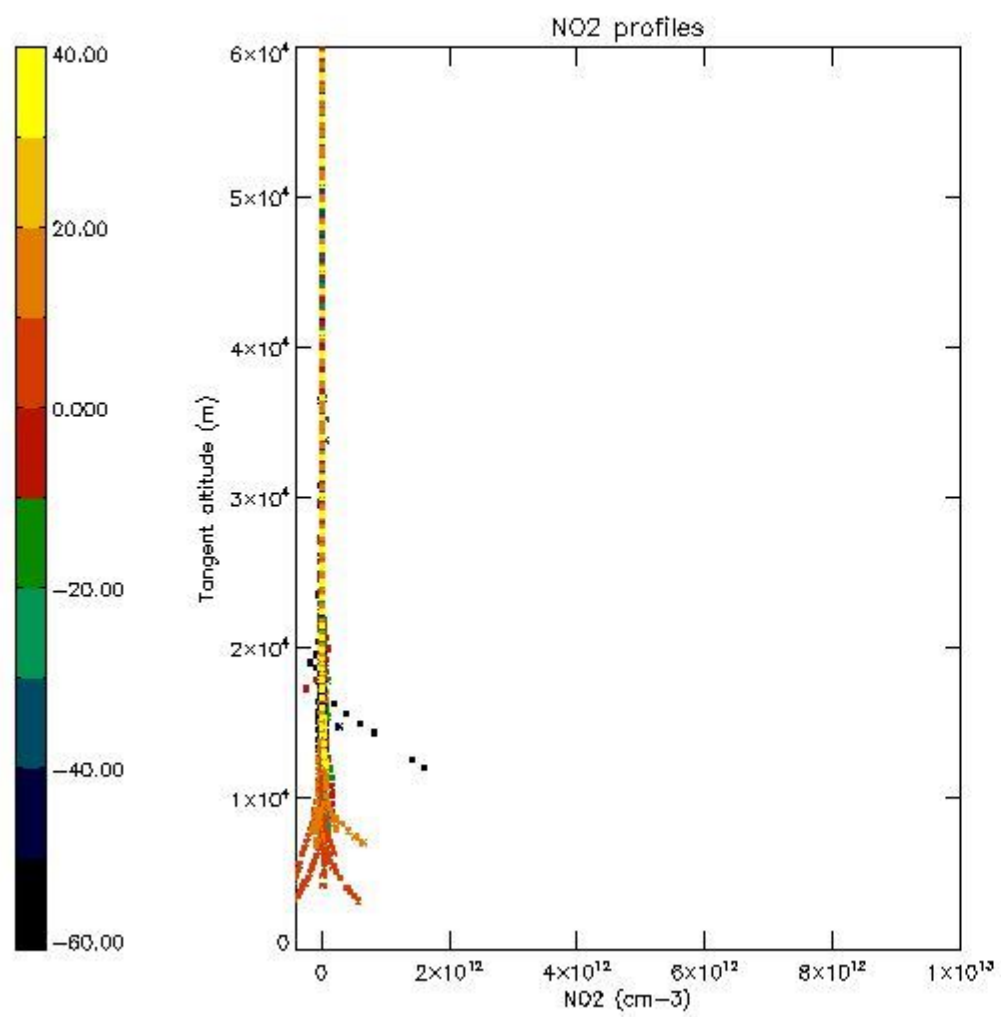
5.5 Plot ozone profiles where STD < 5% (dark without errors)

The colorbar represents the latitude.



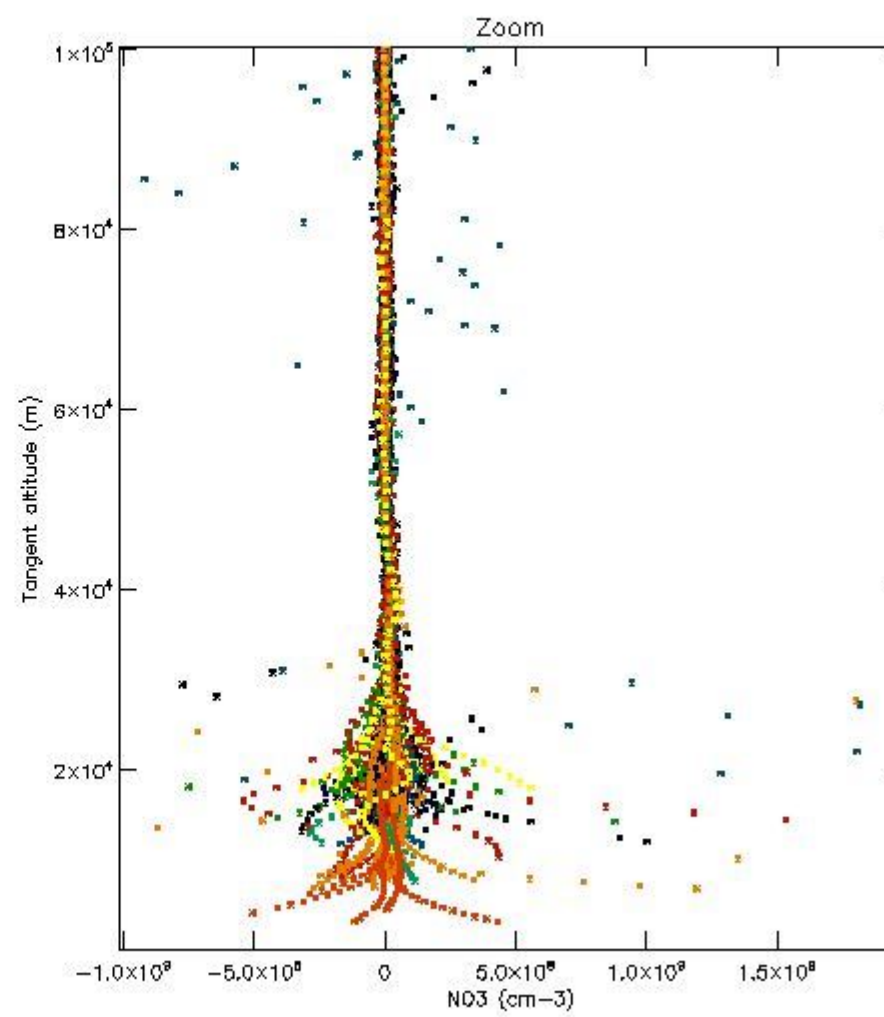
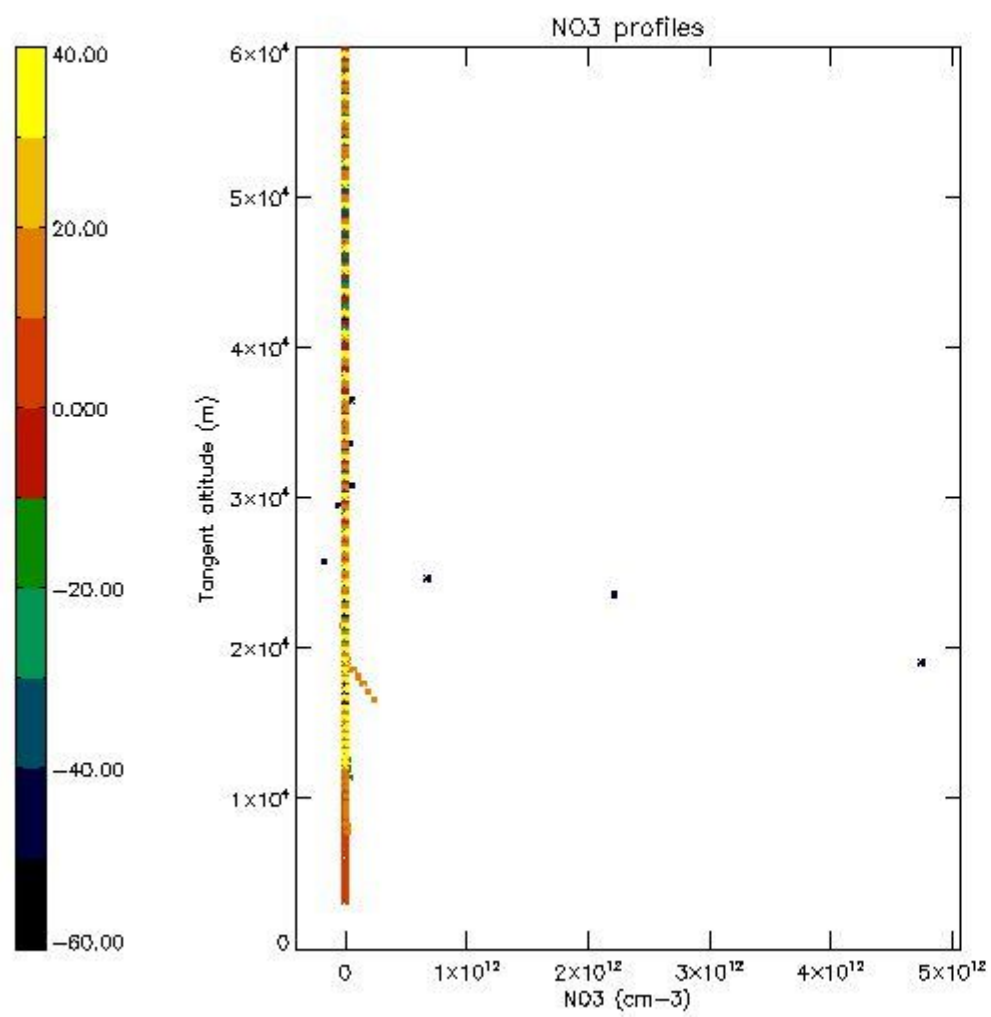
5.6 Plot NO₂ profiles for all STD (dark without errors)

The colorbar represents the latitude.



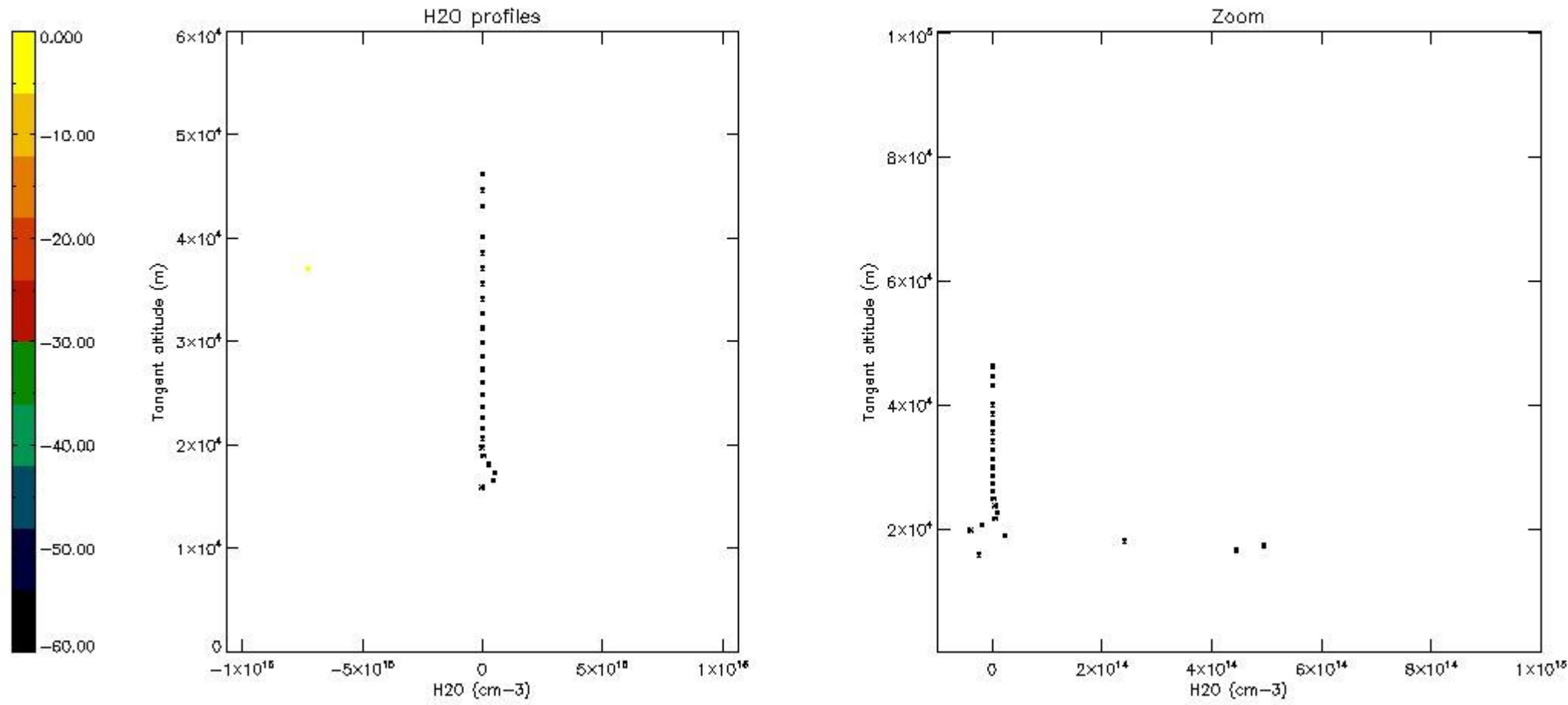
5.7 Plot NO3 profiles for all STD (dark without errors)

The colorbar represents the latitude.



5.8 Plot H₂O profiles for all STD (only for occultations of stars 1,2,3,4,13,14,16,26,63 dark without errors)

The colorbar represents the latitude.



6. Auxiliary Data Files used for the production reported in section 2

The number reported in the third column indicates since which file (see list in section 2) the corresponding auxiliary file has been used. The fourth column is the date of those product files.

Type	Auxiliary Filename	Used since product	Used since product date
INST_PHYS_CHARACTERISTICS	GOM_INS_AXVIEC20091111_143220_20030716_120000_20500101_000000	1	04-MAR-2008 00:09:53
LEVEL-2_PROC_CONFIG	GOM_PR2_AXVIEC20091111_152718_20020301_000000_20500101_000000	1	04-MAR-2008 00:09:53
CROSS_SECTIONS_FILE	GOM_CRS_AXVIEC20091111_154832_20020301_000000_20500101_000000	1	04-MAR-2008 00:09:53

GOMOS Level 2 Daily Report

SUMMARY

[1. General Info](#)

[2. Summary of processed GOM_NL_2P products](#)

[3. Level 2 Quality information per product](#)

[3.1 Plot of level 2 quality information per product \(time dependant\)](#)

[3.2 Plot of level 2 quality information per product \(world map\)](#)

[4. Level 1 Quality information per product \(stored on level 2 products\)](#)

[4.1 Plot of level 1 quality information per product \(time dependant\)](#)

[4.1.1 Plot of level 1 quality information per product \(time dependant\): ASCENDING](#)

[4.1.2 Plot of level 1 quality information per product \(time dependant\): DESCENDING](#)

[4.2 Plot of level 1 quality information per product \(world map\)](#)

[4.2.1 Plot of level 1 quality information per product \(world map\): ASCENDING](#)

[4.2.2 Plot of level 1 quality information per product \(world map\): DESCENDING](#)

[5. Ozone profiles based on quality statistics and other trace gas profiles](#)

[5.1 Ozone statistics based on quality of products](#)

[5.2 Plot ozone profiles for all STD \(dark without errors\)](#)

[5.3 Plot ozone profiles where STD < 20% \(dark without errors\)](#)

[5.4. Plot ozone profiles where STD < 10% \(dark without errors\)](#)

[5.5. Plot ozone profiles where STD < 5% \(dark without errors\)](#)

[5.6 Plot NO2 profiles for all STD \(dark without errors\)](#)

[5.7 Plot NO3 profiles for all STD \(dark without errors\)](#)

[5.8 Plot H2O profiles \(only for occultations of stars 1,2,3,4,13,14,16,26,63 dark without errors\) for all STD](#)

[6. Auxiliary Data Files used for the production reported in section 2](#)

This report presents the daily analysis on parameters extracted from GOMOS level 2 data (GOM_NL__2P). It is intended to monitor some important parameters that will impact the quality of these products. A list of level 2 products (and content) that have arrived during the reporting day to the PCF is also given.

Item	Value
Time of report generation	25APR2013 11:14:08
Data source version	GOMOS/6.01
Start time of products	04-03-2008 (04MAR2008 00:00:00)
Stop time of products	05-03-2008 (05MAR2008 00:00:00)
Store outputs in DB	Yes
Nb of level 2 prods	322
Nb of prods with errors	0

2. Summary of processed GOM_NL__2P products.

Nr	Filename	UTC Start time	Limb	Duration	Star Id	Star Name	Star Mag	Star Temp	Nb Meas	Orbit	Prod. error
1	GOM_NL__2PRFIN20080304_000953_000000432066_00302_31418_9817.N1	04-MAR-2008 00:09:53	Dark	42.500	155	41Pi Sgr	2.9000	6600.0	85	31418	No
2	GOM_NL__2PRFIN20080304_001145_000000422066_00302_31418_9818.N1	04-MAR-2008 00:11:45	Dark	41.500	57	34Sig Sgr	2.0660	26000.	83	31418	No
3	GOM_NL__2PRFIN20080304_001456_000000432066_00302_31418_9819.N1	04-MAR-2008 00:14:56	Dark	42.500	38	20Eps Sgr	1.8360	11000.	85	31418	No
4	GOM_NL__2PRFIN20080304_001757_000000472066_00302_31418_9820.N1	04-MAR-2008 00:17:57	Dark	46.500	25	35Lam Sco	1.6200	28000.	93	31418	No
5	GOM_NL__2PRFIN20080304_002127_000000442066_00303_31419_9798.N1	04-MAR-2008 00:21:27	Dark	43.500	141	Bet Ara	2.8400	4600.0	87	31419	No
6	GOM_NL__2PRFIN20080304_002424_000000472066_00303_31419_9799.N1	04-MAR-2008 00:24:24	Dark	46.500	43	Alp TrA	1.9100	4250.0	93	31419	No
7	GOM_NL__2PRFIN20080304_002636_000000362066_00303_31419_9800.N1	04-MAR-2008 00:26:36	Dark	36.000	145	Gam TrA	2.8720	10600.	72	31419	No
8	GOM_NL__2PRFIN20080304_002802_000000422066_00303_31419_9801.N1	04-MAR-2008 00:28:02	Dark	41.500	4	Alp1Cen	-0.010000	5800.0	83	31419	No
9	GOM_NL__2PRFIN20080304_002920_000000442066_00303_31419_9802.N1	04-MAR-2008 00:29:20	Dark	43.500	10	Bet Cen	0.61000	28000.	87	31419	No
10	GOM_NL__2PRFIN20080304_003147_000000492066_00303_31419_9803.N1	04-MAR-2008 00:31:47	Dark	48.500	12	Alp1Cru	0.77500	30000.	97	31419	No
11	GOM_NL__2PRFIN20080304_003422_000000442066_00303_31419_9804.N1	04-MAR-2008 00:34:22	Dark	43.500	64	Gam Cen	2.2000	10600.	87	31419	No
12	GOM_NL__2PRFIN20080304_003714_000000412066_00303_31419_9805.N1	04-MAR-2008 00:37:14	Straylight	40.500	113	Mu Vel	2.6920	5000.0	81	31419	No
13	GOM_NL__2PRFIN20080304_004939_000000432066_00303_31419_9806.N1	04-MAR-2008 00:49:39	Twilight_and_stray	42.500	48	30Alp Hya	1.9770	4100.0	85	31419	No
14	GOM_NL__2PRFIN20080304_005538_000000402066_00303_31419_9807.N1	04-MAR-2008 00:55:38	Bright	40.000	22	32Alp Leo	1.3600	15200.	80	31419	No
15	GOM_NL__2PRFIN20080304_005809_000000412066_00303_31419_9808.N1	04-MAR-2008 00:58:09	Bright	41.000	51	41Gam1Leo	2.0100	4500.0	82	31419	No
16	GOM_NL__2PRFIN20080304_010942_000000412066_00303_31419_9809.N1	04-MAR-2008 01:09:42	Bright	41.000	82	48Bet UMa	2.3650	10600.	82	31419	No
17	GOM_NL__2PRFIN20080304_011104_000000402066_00303_31419_9810.N1	04-MAR-2008 01:11:04	Bright	40.000	36	50Alp UMa	1.8000	6300.0	80	31419	No
18	GOM_NL__2PRFIN20080304_011735_000000352066_00303_31419_9811.N1	04-MAR-2008 01:17:35	Bright	34.500	49	1Alp UMi	1.9900	6300.0	69	31419	No
19	GOM_NL__2PRFIN20080304_012510_000000362066_00303_31419_9812.N1	04-MAR-2008 01:25:10	Bright	35.500	89	5Alp Cep	2.4510	8000.0	71	31419	No
20	GOM_NL__2PRFIN20080304_013016_000000352066_00303_31419_9813.N1	04-MAR-2008 01:30:16	Bright	34.500	19	50Alp Cyg	1.2460	10500.	69	31419	No
21	GOM_NL__2PRFIN20080304_013149_000000362066_00303_31419_9814.N1	04-MAR-2008 01:31:49	Bright	36.000	66	37Gam Cyg	2.2080	5900.0	72	31419	No
22	GOM_NL__2PRFIN20080304_013324_000000342066_00303_31419_9815.N1	04-MAR-2008 01:33:24	Bright	34.000	92	53Eps Cyg	2.5000	4500.0	68	31419	No
23	GOM_NL__2PRFIN20080304_014035_000000402066_00303_31419_9816.N1	04-MAR-2008 01:40:35	Bright	39.500	168	17Zet Aql	2.9860	11000.	79	31419	No
24	GOM_NL__2PRFIN20080304_015030_000000452066_00303_31419_9817.N1	04-MAR-2008 01:50:30	Dark	44.500	155	41Pi Sgr	2.9000	6600.0	89	31419	No
25	GOM_NL__2PRFIN20080304_015221_000000452066_00303_31419_9818.N1	04-MAR-2008 01:52:21	Dark	45.000	57	34Sig Sgr	2.0660	26000.	90	31419	No
26	GOM_NL__2PRFIN20080304_015533_000000462066_00303_31419_9819.N1	04-MAR-2008 01:55:33	Dark	45.500	38	20Eps Sgr	1.8360	11000.	91	31419	No
27	GOM_NL__2PRFIN20080304_015834_000000522066_00303_31419_9820.N1	04-MAR-2008 01:58:34	Dark	51.500	25	35Lam Sco	1.6200	28000.	103	31419	No
28	GOM_NL__2PRFIN20080304_020203_000000422066_00304_31420_9798.N1	04-MAR-2008 02:02:03	Dark	42.000	141	Bet Ara	2.8400	4600.0	84	31420	No
29	GOM_NL__2PRFIN20080304_020501_000000412066_00304_31420_9799.N1	04-MAR-2008 02:05:01	Dark	41.000	43	Alp TrA	1.9100	4250.0	82	31420	No
30	GOM_NL__2PRFIN20080304_020713_000000362066_00304_31420_9800.N1	04-MAR-2008 02:07:13	Dark	36.000	145	Gam TrA	2.8720	10600.	72	31420	No
31	GOM_NL__2PRFIN20080304_020839_000000482066_00304_31420_9801.N1	04-MAR-2008 02:08:39	Dark	47.500	4	Alp1Cen	-0.010000	5800.0	95	31420	No
32	GOM_NL__2PRFIN20080304_020957_000000512066_00304_31420_9802.N1	04-MAR-2008 02:09:57	Dark	51.000	10	Bet Cen	0.61000	28000.	102	31420	No
33	GOM_NL__2PRFIN20080304_021223_000000412066_00304_31420_9803.N1	04-MAR-2008 02:12:23	Dark	41.000	12	Alp1Cru	0.77500	30000.	82	31420	No
34	GOM_NL__2PRFIN20080304_021459_000000432066_00304_31420_9804.N1	04-MAR-2008 02:14:59	Dark	43.000	64	Gam Cen	2.2000	10600.	86	31420	No
35	GOM_NL__2PRFIN20080304_021751_000000412066_00304_31420_9805.N1	04-MAR-2008 02:17:51	Straylight	41.000	113	Mu Vel	2.6920	5000.0	82	31420	No
36	GOM_NL__2PRFIN20080304_023016_000000442066_00304_31420_9806.N1	04-MAR-2008 02:30:16	Twilight_and_stray	43.500	48	30Alp Hya	1.9770	4100.0	87	31420	No
37	GOM_NL__2PRFIN20080304_023614_000000422066_00304_31420_9807.N1	04-MAR-2008 02:36:14	Bright	41.500	22	32Alp Leo	1.3600	15200.	83	31420	No
38	GOM_NL__2PRFIN20080304_023845_000000422066_00304_31420_9808.N1	04-MAR-2008 02:38:45	Bright	42.000	51	41Gam1Leo	2.0100	4500.0	84	31420	No
39	GOM_NL__2PRFIN20080304_025017_000000572066_00304_31420_9809.N1	04-MAR-2008 02:50:17	Bright	57.000	82	48Bet UMa	2.3650	10600.	114	31420	No
40	GOM_NL__2PRFIN20080304_025140_000000412066_00304_31420_9810.N1	04-MAR-2008 02:51:40	Bright	40.500	36	50Alp UMa	1.8000	6300.0	81	31420	No
41	GOM_NL__2PRFIN20080304_025811_000000342066_00304_31420_9811.N1	04-MAR-2008 02:58:11	Bright	34.000	49	1Alp UMi	1.9900	6300.0	68	31420	No
42	GOM_NL__2PRFIN20080304_030546_000000362066_00304_31420_9812.N1	04-MAR-2008 03:05:46	Bright	36.000	89	5Alp Cep	2.4510	8000.0	72	31420	No

43	GOM_NL__2PRFIN20080304_031052_000000342066_00304_31420_9813.N1	04-MAR-2008 03:10:52	Bright	34.000	19	50Alp Cyg	1.2460	10500.	68	31420	No
44	GOM_NL__2PRFIN20080304_031225_000000352066_00304_31420_9814.N1	04-MAR-2008 03:12:25	Bright	35.000	66	37Gam Cyg	2.2080	5900.0	70	31420	No
45	GOM_NL__2PRFIN20080304_031400_000000342066_00304_31420_9815.N1	04-MAR-2008 03:14:00	Bright	34.000	92	53Eps Cyg	2.5000	4500.0	68	31420	No
46	GOM_NL__2PRFIN20080304_032111_000000412066_00304_31420_9816.N1	04-MAR-2008 03:21:11	Bright	41.000	168	17Zet Aql	2.9860	11000.	82	31420	No
47	GOM_NL__2PRFIN20080304_033106_000000442066_00304_31420_9817.N1	04-MAR-2008 03:31:06	Dark	44.000	155	41Pi Sgr	2.9000	6600.0	88	31420	No
48	GOM_NL__2PRFIN20080304_033258_000000432066_00304_31420_9818.N1	04-MAR-2008 03:32:58	Dark	43.000	57	34Sig Sgr	2.0660	26000.	86	31420	No
49	GOM_NL__2PRFIN20080304_033609_000000482066_00304_31420_9819.N1	04-MAR-2008 03:36:09	Dark	47.500	38	20Eps Sgr	1.8360	11000.	95	31420	No
50	GOM_NL__2PRFIN20080304_033911_000000532066_00304_31420_9820.N1	04-MAR-2008 03:39:11	Dark	53.000	25	35Lam Sco	1.6200	28000.	106	31420	No
51	GOM_NL__2PRFIN20080304_034240_000000422066_00305_31421_9798.N1	04-MAR-2008 03:42:40	Dark	41.500	141	Bet Ara	2.8400	4600.0	83	31421	No
52	GOM_NL__2PRFIN20080304_034537_000000432066_00305_31421_9799.N1	04-MAR-2008 03:45:37	Dark	42.500	43	Alp TrA	1.9100	4250.0	85	31421	No
53	GOM_NL__2PRFIN20080304_034749_000000372066_00305_31421_9800.N1	04-MAR-2008 03:47:49	Dark	36.500	145	Gam TrA	2.8720	10600.	73	31421	No
54	GOM_NL__2PRFIN20080304_034915_000000452066_00305_31421_9801.N1	04-MAR-2008 03:49:15	Dark	44.500	4	Alp1Cen	-0.010000	5800.0	89	31421	No
55	GOM_NL__2PRFIN20080304_035034_000000472066_00305_31421_9802.N1	04-MAR-2008 03:50:34	Dark	46.500	10	Bet Cen	0.61000	28000.	93	31421	No
56	GOM_NL__2PRFIN20080304_035300_000000442066_00305_31421_9803.N1	04-MAR-2008 03:53:00	Dark	43.500	12	Alp1Cru	0.77500	30000.	87	31421	No
57	GOM_NL__2PRFIN20080304_035535_000000482066_00305_31421_9804.N1	04-MAR-2008 03:55:35	Dark	48.000	64	Gam Cen	2.2000	10600.	96	31421	No
58	GOM_NL__2PRFIN20080304_035827_000000402066_00305_31421_9805.N1	04-MAR-2008 03:58:27	Straylight	39.500	113	Mu Vel	2.6920	5000.0	79	31421	No
59	GOM_NL__2PRFIN20080304_041052_000000442066_00305_31421_9806.N1	04-MAR-2008 04:10:52	Tw_i_and_stray	43.500	48	30Alp Hya	1.9770	4100.0	87	31421	No
60	GOM_NL__2PRFIN20080304_041650_000000422066_00305_31421_9807.N1	04-MAR-2008 04:16:50	Bright	41.500	22	32Alp Leo	1.3600	15200.	83	31421	No
61	GOM_NL__2PRFIN20080304_041921_000000422066_00305_31421_9808.N1	04-MAR-2008 04:19:21	Bright	41.500	51	41Gam1Leo	2.0100	4500.0	83	31421	No
62	GOM_NL__2PRFIN20080304_043053_000000592066_00305_31421_9809.N1	04-MAR-2008 04:30:53	Bright	59.000	82	48Bet UMa	2.3650	10600.	118	31421	No
63	GOM_NL__2PRFIN20080304_043216_000000422066_00305_31421_9810.N1	04-MAR-2008 04:32:16	Bright	41.500	36	50Alp UMa	1.8000	6300.0	83	31421	No
64	GOM_NL__2PRFIN20080304_043847_000000362066_00305_31421_9811.N1	04-MAR-2008 04:38:47	Bright	36.000	49	1Alp UMi	1.9900	6300.0	72	31421	No
65	GOM_NL__2PRFIN20080304_044622_000000362066_00305_31421_9812.N1	04-MAR-2008 04:46:22	Bright	36.000	89	5Alp Cep	2.4510	8000.0	72	31421	No
66	GOM_NL__2PRFIN20080304_045128_000000362066_00305_31421_9813.N1	04-MAR-2008 04:51:28	Bright	36.000	19	50Alp Cyg	1.2460	10500.	72	31421	No
67	GOM_NL__2PRFIN20080304_045302_000000352066_00305_31421_9814.N1	04-MAR-2008 04:53:02	Bright	34.500	66	37Gam Cyg	2.2080	5900.0	69	31421	No
68	GOM_NL__2PRFIN20080304_045436_000000332066_00305_31421_9815.N1	04-MAR-2008 04:54:36	Bright	33.000	92	53Eps Cyg	2.5000	4500.0	66	31421	No
69	GOM_NL__2PRFIN20080304_050148_000000402066_00305_31421_9816.N1	04-MAR-2008 05:01:48	Bright	39.500	168	17Zet Aql	2.9860	11000.	79	31421	No
70	GOM_NL__2PRFIN20080304_051142_000000432066_00305_31421_9817.N1	04-MAR-2008 05:11:42	Dark	43.000	155	41Pi Sgr	2.9000	6600.0	86	31421	No
71	GOM_NL__2PRFIN20080304_051334_000000452066_00305_31421_9818.N1	04-MAR-2008 05:13:34	Dark	44.500	57	34Sig Sgr	2.0660	26000.	89	31421	No
72	GOM_NL__2PRFIN20080304_051646_000000482066_00305_31421_9819.N1	04-MAR-2008 05:16:46	Dark	48.000	38	20Eps Sgr	1.8360	11000.	96	31421	No
73	GOM_NL__2PRFIN20080304_051948_000000512066_00305_31421_9820.N1	04-MAR-2008 05:19:48	Dark	51.000	25	35Lam Sco	1.6200	28000.	102	31421	No
74	GOM_NL__2PRFIN20080304_052317_000000472066_00306_31422_9798.N1	04-MAR-2008 05:23:17	Dark	46.500	141	Bet Ara	2.8400	4600.0	93	31422	No
75	GOM_NL__2PRFIN20080304_052614_000000472066_00306_31422_9799.N1	04-MAR-2008 05:26:14	Dark	46.500	43	Alp TrA	1.9100	4250.0	93	31422	No
76	GOM_NL__2PRFIN20080304_052826_000000382066_00306_31422_9800.N1	04-MAR-2008 05:28:26	Dark	38.000	145	Gam TrA	2.8720	10600.	76	31422	No
77	GOM_NL__2PRFIN20080304_052952_000000562066_00306_31422_9801.N1	04-MAR-2008 05:29:52	Dark	55.500	4	Alp1Cen	-0.010000	5800.0	111	31422	No
78	GOM_NL__2PRFIN20080304_053110_000000482066_00306_31422_9802.N1	04-MAR-2008 05:31:10	Dark	47.500	10	Bet Cen	0.61000	28000.	95	31422	No
79	GOM_NL__2PRFIN20080304_053336_000000462066_00306_31422_9803.N1	04-MAR-2008 05:33:36	Dark	46.000	12	Alp1Cru	0.77500	30000.	92	31422	No
80	GOM_NL__2PRFIN20080304_053612_000000412066_00306_31422_9804.N1	04-MAR-2008 05:36:12	Dark	40.500	64	Gam Cen	2.2000	10600.	81	31422	No
81	GOM_NL__2PRFIN20080304_053903_000000432066_00306_31422_9805.N1	04-MAR-2008 05:39:03	Straylight	43.000	113	Mu Vel	2.6920	5000.0	86	31422	No
82	GOM_NL__2PRFIN20080304_055128_000000432066_00306_31422_9806.N1	04-MAR-2008 05:51:28	Tw_i_and_stray	43.000	48	30Alp Hya	1.9770	4100.0	86	31422	No
83	GOM_NL__2PRFIN20080304_055726_000000422066_00306_31422_9807.N1	04-MAR-2008 05:57:26	Bright	41.500	22	32Alp Leo	1.3600	15200.	83	31422	No
84	GOM_NL__2PRFIN20080304_055957_000000422066_00306_31422_9808.N1	04-MAR-2008 05:59:57	Bright	41.500	51	41Gam1Leo	2.0100	4500.0	83	31422	No
85	GOM_NL__2PRFIN20080304_061128_000000402066_00306_31422_9809.N1	04-MAR-2008 06:11:28	Bright	39.500	82	48Bet UMa	2.3650	10600.	79	31422	No
86	GOM_NL__2PRFIN20080304_061251_000000412066_00306_31422_9810.N1	04-MAR-2008 06:12:51	Bright	40.500	36	50Alp UMa	1.8000	6300.0	81	31422	No
87	GOM_NL__2PRFIN20080304_061923_000000352066_00306_31422_9811.N1	04-MAR-2008 06:19:23	Bright	34.500	49	1Alp UMi	1.9900	6300.0	69	31422	No
88	GOM_NL__2PRFIN20080304_062658_000000372066_00306_31422_9812.N1	04-MAR-2008 06:26:58	Bright	36.500	89	5Alp Cep	2.4510	8000.0	73	31422	No
89	GOM_NL__2PRFIN20080304_063204_000000332066_00306_31422_9813.N1	04-MAR-2008 06:32:04	Bright	33.000	19	50Alp Cyg	1.2460	10500.	66	31422	No
90	GOM_NL__2PRFIN20080304_063338_000000362066_00306_31422_9814.N1	04-MAR-2008 06:33:38	Bright	36.000	66	37Gam Cyg	2.2080	5900.0	72	31422	No
91	GOM_NL__2PRFIN20080304_063512_000000352066_00306_31422_9815.N1	04-MAR-2008 06:35:12	Bright	35.000	92	53Eps Cyg	2.5000	4500.0	70	31422	No
92	GOM_NL__2PRFIN20080304_064224_000000412066_00306_31422_9816.N1	04-MAR-2008 06:42:24	Bright	41.000	168	17Zet Aql	2.9860	11000.	82	31422	No
93	GOM_NL__2PRFIN20080304_065219_000000422066_00306_31422_9817.N1	04-MAR-2008 06:52:19	Dark	41.500	155	41Pi Sgr	2.9000	6600.0	83	31422	No
94	GOM_NL__2PRFIN20080304_065411_000000432066_00306_31422_9818.N1	04-MAR-2008 06:54:11	Dark	42.500	57	34Sig Sgr	2.0660	26000.	85	31422	No
95	GOM_NL__2PRFIN20080304_065723_000000452066_00306_31422_9819.N1	04-MAR-2008 06:57:23	Dark	44.500	38	20Eps Sgr	1.8360	11000.	89	31422	No
96	GOM_NL__2PRFIN20080304_070025_000000492066_00306_31422_9820.N1	04-MAR-2008 07:00:25	Dark	49.000	25	35Lam Sco	1.6200	28000.	98	31422	No
97	GOM_NL__2PRFIN20080304_070353_000000442066_00307_31423_9798.N1	04-MAR-2008 07:03:53	Dark	43.500	141	Bet Ara	2.8400	4600.0	87	31423	No
98	GOM_NL__2PRFIN20080304_070650_000000382066_00307_31423_9799.N1	04-MAR-2008 07:06:50	Dark	38.000	43	Alp TrA	1.9100	4250.0	76	31423	No
99	GOM_NL__2PRFIN20080304_070902_000000372066_00307_31423_9800.N1	04-MAR-2008 07:09:02	Dark	36.500	145	Gam TrA	2.8720	10600.	73	31423	No
100	GOM_NL__2PRFIN20080304_071028_000000472066_00307_31423_9801.N1	04-MAR-2008 07:10:28	Dark	47.000	4	Alp1Cen	-0.010000	5800.0	94	31423	No
101	GOM_NL__2PRFIN20080304_071147_000000482066_00307_31423_9802.N1	04-MAR-2008 07:11:47	Dark	48.000	10	Bet Cen	0.61000	28000.	96	31423	No

102	GOM_NL__2PRFIN20080304_071413_000000432066_00307_31423_9803.N1	04-MAR-2008 07:14:13	Dark	43.000	12	Alp1Cru	0.77500	30000.	86	31423	No
103	GOM_NL__2PRFIN20080304_071648_000000452066_00307_31423_9804.N1	04-MAR-2008 07:16:48	Dark	44.500	64	Gam Cen	2.2000	10600.	89	31423	No
104	GOM_NL__2PRFIN20080304_071940_000000402066_00307_31423_9805.N1	04-MAR-2008 07:19:40	Straylight	39.500	113	Mu Vel	2.6920	5000.0	79	31423	No
105	GOM_NL__2PRFIN20080304_073204_000000462066_00307_31423_9806.N1	04-MAR-2008 07:32:04	Tw_i_and_stray	46.000	48	30Alp Hya	1.9770	4100.0	92	31423	No
106	GOM_NL__2PRFIN20080304_073801_000000422066_00307_31423_9807.N1	04-MAR-2008 07:38:01	Bright	41.500	22	32Alp Leo	1.3600	15200.	83	31423	No
107	GOM_NL__2PRFIN20080304_074032_000000412066_00307_31423_9808.N1	04-MAR-2008 07:40:32	Bright	40.500	51	41Gam1Leo	2.0100	4500.0	81	31423	No
108	GOM_NL__2PRFIN20080304_075204_000000402066_00307_31423_9809.N1	04-MAR-2008 07:52:04	Bright	40.000	82	48Bet UMa	2.3650	10600.	80	31423	No
109	GOM_NL__2PRFIN20080304_075327_000000392066_00307_31423_9810.N1	04-MAR-2008 07:53:27	Bright	38.500	36	50Alp UMa	1.8000	6300.0	77	31423	No
110	GOM_NL__2PRFIN20080304_075959_000000342066_00307_31423_9811.N1	04-MAR-2008 07:59:59	Bright	33.500	49	1Alp UMi	1.9900	6300.0	67	31423	No
111	GOM_NL__2PRFIN20080304_080734_000000362066_00307_31423_9812.N1	04-MAR-2008 08:07:34	Bright	35.500	89	5Alp Cep	2.4510	8000.0	71	31423	No
112	GOM_NL__2PRFIN20080304_081240_000000362066_00307_31423_9813.N1	04-MAR-2008 08:12:40	Bright	35.500	19	50Alp Cyg	1.2460	10500.	71	31423	No
113	GOM_NL__2PRFIN20080304_081414_000000342066_00307_31423_9814.N1	04-MAR-2008 08:14:14	Bright	34.000	66	37Gam Cyg	2.2080	5900.0	68	31423	No
114	GOM_NL__2PRFIN20080304_081548_000000342066_00307_31423_9815.N1	04-MAR-2008 08:15:48	Bright	33.500	92	53Eps Cyg	2.5000	4500.0	67	31423	No
115	GOM_NL__2PRFIN20080304_082300_000000412066_00307_31423_9816.N1	04-MAR-2008 08:23:00	Bright	40.500	168	17Zet Aql	2.9860	11000.	81	31423	No
116	GOM_NL__2PRFIN20080304_083255_000000412066_00307_31423_9817.N1	04-MAR-2008 08:32:55	Dark	41.000	155	41Pi Sgr	2.9000	6600.0	82	31423	No
117	GOM_NL__2PRFIN20080304_083448_000000442066_00307_31423_9818.N1	04-MAR-2008 08:34:48	Dark	44.000	57	34Sig Sgr	2.0660	26000.	88	31423	No
118	GOM_NL__2PRFIN20080304_083759_000000422066_00307_31423_9819.N1	04-MAR-2008 08:37:59	Dark	42.000	38	20Eps Sgr	1.8360	11000.	84	31423	No
119	GOM_NL__2PRFIN20080304_084102_000000492066_00307_31423_9820.N1	04-MAR-2008 08:41:02	Dark	48.500	25	35Lam Sco	1.6200	28000.	97	31423	No
120	GOM_NL__2PRFIN20080304_084430_000000432066_00308_31424_9798.N1	04-MAR-2008 08:44:30	Dark	42.500	141	Bet Ara	2.8400	4600.0	85	31424	No
121	GOM_NL__2PRFIN20080304_084726_000000422066_00308_31424_9799.N1	04-MAR-2008 08:47:26	Dark	42.000	43	Alp TrA	1.9100	4250.0	84	31424	No
122	GOM_NL__2PRFIN20080304_084939_000000372066_00308_31424_9800.N1	04-MAR-2008 08:49:39	Dark	37.000	145	Gam TrA	2.8720	10600.	74	31424	No
123	GOM_NL__2PRFIN20080304_085105_000000472066_00308_31424_9801.N1	04-MAR-2008 08:51:05	Dark	47.000	4	Alp1Cen	-0.010000	5800.0	94	31424	No
124	GOM_NL__2PRFIN20080304_085223_000000522066_00308_31424_9802.N1	04-MAR-2008 08:52:23	Dark	51.500	10	Bet Cen	0.61000	28000.	103	31424	No
125	GOM_NL__2PRFIN20080304_085449_000000402066_00308_31424_9803.N1	04-MAR-2008 08:54:49	Dark	39.500	12	Alp1Cru	0.77500	30000.	79	31424	No
126	GOM_NL__2PRFIN20080304_085725_000000442066_00308_31424_9804.N1	04-MAR-2008 08:57:25	Dark	43.500	64	Gam Cen	2.2000	10600.	87	31424	No
127	GOM_NL__2PRFIN20080304_090016_000000392066_00308_31424_9805.N1	04-MAR-2008 09:00:16	Straylight	38.500	113	Mu Vel	2.6920	5000.0	77	31424	No
128	GOM_NL__2PRFIN20080304_091240_000000452066_00308_31424_9806.N1	04-MAR-2008 09:12:40	Tw_i_and_stray	44.500	48	30Alp Hya	1.9770	4100.0	89	31424	No
129	GOM_NL__2PRFIN20080304_091837_000000422066_00308_31424_9807.N1	04-MAR-2008 09:18:37	Bright	41.500	22	32Alp Leo	1.3600	15200.	83	31424	No
130	GOM_NL__2PRFIN20080304_092108_000000412066_00308_31424_9808.N1	04-MAR-2008 09:21:08	Bright	41.000	51	41Gam1Leo	2.0100	4500.0	82	31424	No
131	GOM_NL__2PRFIN20080304_093239_000000402066_00308_31424_9809.N1	04-MAR-2008 09:32:39	Bright	39.500	82	48Bet UMa	2.3650	10600.	79	31424	No
132	GOM_NL__2PRFIN20080304_093402_000000382066_00308_31424_9810.N1	04-MAR-2008 09:34:02	Bright	38.000	36	50Alp UMa	1.8000	6300.0	76	31424	No
133	GOM_NL__2PRFIN20080304_094035_000000372066_00308_31424_9811.N1	04-MAR-2008 09:40:35	Bright	36.500	49	1Alp UMi	1.9900	6300.0	73	31424	No
134	GOM_NL__2PRFIN20080304_094810_000000362066_00308_31424_9812.N1	04-MAR-2008 09:48:10	Bright	35.500	89	5Alp Cep	2.4510	8000.0	71	31424	No
135	GOM_NL__2PRFIN20080304_095316_000000342066_00308_31424_9813.N1	04-MAR-2008 09:53:16	Bright	33.500	19	50Alp Cyg	1.2460	10500.	67	31424	No
136	GOM_NL__2PRFIN20080304_095450_000000352066_00308_31424_9814.N1	04-MAR-2008 09:54:50	Bright	35.000	66	37Gam Cyg	2.2080	5900.0	70	31424	No
137	GOM_NL__2PRFIN20080304_095624_000000352066_00308_31424_9815.N1	04-MAR-2008 09:56:24	Bright	34.500	92	53Eps Cyg	2.5000	4500.0	69	31424	No
138	GOM_NL__2PRFIN20080304_100336_000000412066_00308_31424_9816.N1	04-MAR-2008 10:03:36	Bright	40.500	168	17Zet Aql	2.9860	11000.	81	31424	No
139	GOM_NL__2PRFIN20080304_101332_000000442066_00308_31424_9817.N1	04-MAR-2008 10:13:32	Dark	43.500	155	41Pi Sgr	2.9000	6600.0	87	31424	No
140	GOM_NL__2PRFIN20080304_101524_000000442066_00308_31424_9818.N1	04-MAR-2008 10:15:24	Dark	44.000	57	34Sig Sgr	2.0660	26000.	88	31424	No
141	GOM_NL__2PRFIN20080304_101836_000000442066_00308_31424_9819.N1	04-MAR-2008 10:18:36	Dark	44.000	38	20Eps Sgr	1.8360	11000.	88	31424	No
142	GOM_NL__2PRFIN20080304_102138_000000462066_00308_31424_9820.N1	04-MAR-2008 10:21:38	Dark	45.500	25	35Lam Sco	1.6200	28000.	91	31424	No
143	GOM_NL__2PRFIN20080304_102506_000000412066_00309_31425_9798.N1	04-MAR-2008 10:25:06	Dark	41.000	141	Bet Ara	2.8400	4600.0	82	31425	No
144	GOM_NL__2PRFIN20080304_102802_000000452066_00309_31425_9799.N1	04-MAR-2008 10:28:02	Dark	44.500	43	Alp TrA	1.9100	4250.0	89	31425	No
145	GOM_NL__2PRFIN20080304_103015_000000362066_00309_31425_9800.N1	04-MAR-2008 10:30:15	Dark	36.000	145	Gam TrA	2.8720	10600.	72	31425	No
146	GOM_NL__2PRFIN20080304_103141_000000572066_00309_31425_9801.N1	04-MAR-2008 10:31:41	Dark	57.000	4	Alp1Cen	-0.010000	5800.0	114	31425	No
147	GOM_NL__2PRFIN20080304_103300_000000522066_00309_31425_9802.N1	04-MAR-2008 10:33:00	Dark	51.500	10	Bet Cen	0.61000	28000.	103	31425	No
148	GOM_NL__2PRFIN20080304_103525_000000412066_00309_31425_9803.N1	04-MAR-2008 10:35:25	Dark	40.500	12	Alp1Cru	0.77500	30000.	81	31425	No
149	GOM_NL__2PRFIN20080304_103801_000000432066_00309_31425_9804.N1	04-MAR-2008 10:38:01	Dark	43.000	64	Gam Cen	2.2000	10600.	86	31425	No
150	GOM_NL__2PRFIN20080304_104052_000000372066_00309_31425_9805.N1	04-MAR-2008 10:40:52	Straylight	37.000	113	Mu Vel	2.6920	5000.0	74	31425	No
151	GOM_NL__2PRFIN20080304_105316_000000472066_00309_31425_9806.N1	04-MAR-2008 10:53:16	Tw_i_and_stray	46.500	48	30Alp Hya	1.9770	4100.0	93	31425	No
152	GOM_NL__2PRFIN20080304_105913_000000402066_00309_31425_9807.N1	04-MAR-2008 10:59:13	Bright	39.500	22	32Alp Leo	1.3600	15200.	79	31425	No
153	GOM_NL__2PRFIN20080304_110144_000000422066_00309_31425_9808.N1	04-MAR-2008 11:01:44	Bright	42.000	51	41Gam1Leo	2.0100	4500.0	84	31425	No
154	GOM_NL__2PRFIN20080304_111315_000000412066_00309_31425_9809.N1	04-MAR-2008 11:13:15	Bright	40.500	82	48Bet UMa	2.3650	10600.	81	31425	No
155	GOM_NL__2PRFIN20080304_111438_000000412066_00309_31425_9810.N1	04-MAR-2008 11:14:38	Bright	41.000	36	50Alp UMa	1.8000	6300.0	82	31425	No
156	GOM_NL__2PRFIN20080304_112111_000000342066_00309_31425_9811.N1	04-MAR-2008 11:21:11	Bright	33.500	49	1Alp UMi	1.9900	6300.0	67	31425	No
157	GOM_NL__2PRFIN20080304_112846_000000332066_00309_31425_9812.N1	04-MAR-2008 11:28:46	Bright	32.500	89	5Alp Cep	2.4510	8000.0	65	31425	No
158	GOM_NL__2PRFIN20080304_113352_000000362066_00309_31425_9813.N1	04-MAR-2008 11:33:52	Bright	35.500	19	50Alp Cyg	1.2460	10500.	71	31425	No
159	GOM_NL__2PRFIN20080304_113526_000000362066_00309_31425_9814.N1	04-MAR-2008 11:35:26	Bright	35.500	66	37Gam Cyg	2.2080	5900.0	71	31425	No
160	GOM_NL__2PRFIN20080304_113700_000000342066_00309_31425_9815.N1	04-MAR-2008 11:37:00	Bright	34.000	92	53Eps Cyg	2.5000	4500.0	68	31425	No

161	GOM_NL__2PRFIN20080304_114413_000000432066_00309_31425_9816.N1	04-MAR-2008 11:44:13	Bright	42.500	168	17Zet Aql	2.9860	11000.	85	31425	No
162	GOM_NL__2PRFIN20080304_115408_000000432066_00309_31425_9817.N1	04-MAR-2008 11:54:08	Dark	43.000	155	41Pi Sgr	2.9000	6600.0	86	31425	No
163	GOM_NL__2PRFIN20080304_115601_000000452066_00309_31425_9818.N1	04-MAR-2008 11:56:01	Dark	44.500	57	34Sig Sgr	2.0660	26000.	89	31425	No
164	GOM_NL__2PRFIN20080304_115912_000000452066_00309_31425_9819.N1	04-MAR-2008 11:59:12	Dark	45.000	38	20Eps Sgr	1.8360	11000.	90	31425	No
165	GOM_NL__2PRFIN20080304_120215_000000462066_00309_31425_9820.N1	04-MAR-2008 12:02:15	Dark	46.000	25	35Lam Sco	1.6200	28000.	92	31425	No
166	GOM_NL__2PRFIN20080304_120543_000000412066_00310_31426_9798.N1	04-MAR-2008 12:05:43	Dark	40.500	141	Bet Ara	2.8400	4600.0	81	31426	No
167	GOM_NL__2PRFIN20080304_120839_000000402066_00310_31426_9799.N1	04-MAR-2008 12:08:39	Dark	40.000	43	Alp TrA	1.9100	4250.0	80	31426	No
168	GOM_NL__2PRFIN20080304_121051_000000372066_00310_31426_9800.N1	04-MAR-2008 12:10:51	Dark	37.000	145	Gam TrA	2.8720	10600.	74	31426	No
169	GOM_NL__2PRFIN20080304_121218_000000572066_00310_31426_9801.N1	04-MAR-2008 12:12:18	Dark	57.000	4	Alp1Cen	-0.010000	5800.0	114	31426	No
170	GOM_NL__2PRFIN20080304_121336_000000412066_00310_31426_9802.N1	04-MAR-2008 12:13:36	Dark	40.500	10	Bet Cen	0.61000	28000.	81	31426	No
171	GOM_NL__2PRFIN20080304_121602_000000482066_00310_31426_9803.N1	04-MAR-2008 12:16:02	Dark	47.500	12	Alp1Cru	0.77500	30000.	95	31426	No
172	GOM_NL__2PRFIN20080304_121838_000000452066_00310_31426_9804.N1	04-MAR-2008 12:18:38	Dark	44.500	64	Gam Cen	2.2000	10600.	89	31426	No
173	GOM_NL__2PRFIN20080304_122128_000000392066_00310_31426_9805.N1	04-MAR-2008 12:21:28	Straylight	39.000	113	Mu Vel	2.6920	5000.0	78	31426	No
174	GOM_NL__2PRFIN20080304_123352_000000442066_00310_31426_9806.N1	04-MAR-2008 12:33:52	Tw_i_and_stray	44.000	48	30Alp Hya	1.9770	4100.0	88	31426	No
175	GOM_NL__2PRFIN20080304_123949_000000402066_00310_31426_9807.N1	04-MAR-2008 12:39:49	Bright	39.500	22	32Alp Leo	1.3600	15200.	79	31426	No
176	GOM_NL__2PRFIN20080304_124219_000000422066_00310_31426_9808.N1	04-MAR-2008 12:42:19	Bright	41.500	51	41Gam1Leo	2.0100	4500.0	83	31426	No
177	GOM_NL__2PRFIN20080304_125350_000000412066_00310_31426_9809.N1	04-MAR-2008 12:53:50	Bright	41.000	82	48Bet UMa	2.3650	10600.	82	31426	No
178	GOM_NL__2PRFIN20080304_125513_000000422066_00310_31426_9810.N1	04-MAR-2008 12:55:13	Bright	41.500	36	50Alp UMa	1.8000	6300.0	83	31426	No
179	GOM_NL__2PRFIN20080304_130147_000000332066_00310_31426_9811.N1	04-MAR-2008 13:01:47	Bright	32.500	49	1Alp UMi	1.9900	6300.0	65	31426	No
180	GOM_NL__2PRFIN20080304_130922_000000352066_00310_31426_9812.N1	04-MAR-2008 13:09:22	Bright	35.000	89	5Alp Cep	2.4510	8000.0	70	31426	No
181	GOM_NL__2PRFIN20080304_131428_000000362066_00310_31426_9813.N1	04-MAR-2008 13:14:28	Bright	36.000	19	50Alp Cyg	1.2460	10500.	72	31426	No
182	GOM_NL__2PRFIN20080304_131602_000000362066_00310_31426_9814.N1	04-MAR-2008 13:16:02	Bright	36.000	66	37Gam Cyg	2.2080	5900.0	72	31426	No
183	GOM_NL__2PRFIN20080304_131736_000000342066_00310_31426_9815.N1	04-MAR-2008 13:17:36	Bright	34.000	92	53Eps Cyg	2.5000	4500.0	68	31426	No
184	GOM_NL__2PRFIN20080304_132449_000000412066_00310_31426_9816.N1	04-MAR-2008 13:24:49	Bright	40.500	168	17Zet Aql	2.9860	11000.	81	31426	No
185	GOM_NL__2PRFIN20080304_133445_000000432066_00310_31426_9817.N1	04-MAR-2008 13:34:45	Dark	42.500	155	41Pi Sgr	2.9000	6600.0	85	31426	No
186	GOM_NL__2PRFIN20080304_133637_000000402066_00310_31426_9818.N1	04-MAR-2008 13:36:37	Dark	40.000	57	34Sig Sgr	2.0660	26000.	80	31426	No
187	GOM_NL__2PRFIN20080304_133949_000000462066_00310_31426_9819.N1	04-MAR-2008 13:39:49	Dark	46.000	38	20Eps Sgr	1.8360	11000.	92	31426	No
188	GOM_NL__2PRFIN20080304_134252_000000472066_00310_31426_9820.N1	04-MAR-2008 13:42:52	Dark	47.000	25	35Lam Sco	1.6200	28000.	94	31426	No
189	GOM_NL__2PRFIN20080304_134619_000000412066_00311_31427_9798.N1	04-MAR-2008 13:46:19	Dark	41.000	141	Bet Ara	2.8400	4600.0	82	31427	No
190	GOM_NL__2PRFIN20080304_134915_000000392066_00311_31427_9799.N1	04-MAR-2008 13:49:15	Dark	38.500	43	Alp TrA	1.9100	4250.0	77	31427	No
191	GOM_NL__2PRFIN20080304_135127_000000372066_00311_31427_9800.N1	04-MAR-2008 13:51:27	Dark	37.000	145	Gam TrA	2.8720	10600.	74	31427	No
192	GOM_NL__2PRFIN20080304_135254_000000432066_00311_31427_9801.N1	04-MAR-2008 13:52:54	Dark	42.500	4	Alp1Cen	-0.010000	5800.0	85	31427	No
193	GOM_NL__2PRFIN20080304_135413_000000442066_00311_31427_9802.N1	04-MAR-2008 13:54:13	Dark	43.500	10	Bet Cen	0.61000	28000.	87	31427	No
194	GOM_NL__2PRFIN20080304_135638_000000482066_00311_31427_9803.N1	04-MAR-2008 13:56:38	Dark	47.500	12	Alp1Cru	0.77500	30000.	95	31427	No
195	GOM_NL__2PRFIN20080304_135914_000000492066_00311_31427_9804.N1	04-MAR-2008 13:59:14	Dark	49.000	64	Gam Cen	2.2000	10600.	98	31427	No
196	GOM_NL__2PRFIN20080304_140204_000000422066_00311_31427_9805.N1	04-MAR-2008 14:02:04	Straylight	42.000	113	Mu Vel	2.6920	5000.0	84	31427	No
197	GOM_NL__2PRFIN20080304_141428_000000452066_00311_31427_9806.N1	04-MAR-2008 14:14:28	Tw_i_and_stray	45.000	48	30Alp Hya	1.9770	4100.0	90	31427	No
198	GOM_NL__2PRFIN20080304_142025_000000412066_00311_31427_9807.N1	04-MAR-2008 14:20:25	Bright	40.500	22	32Alp Leo	1.3600	15200.	81	31427	No
199	GOM_NL__2PRFIN20080304_142255_000000422066_00311_31427_9808.N1	04-MAR-2008 14:22:55	Bright	41.500	51	41Gam1Leo	2.0100	4500.0	83	31427	No
200	GOM_NL__2PRFIN20080304_143426_000000402066_00311_31427_9809.N1	04-MAR-2008 14:34:26	Bright	40.000	82	48Bet UMa	2.3650	10600.	80	31427	No
201	GOM_NL__2PRFIN20080304_143549_000000412066_00311_31427_9810.N1	04-MAR-2008 14:35:49	Bright	40.500	36	50Alp UMa	1.8000	6300.0	81	31427	No
202	GOM_NL__2PRFIN20080304_144223_000000342066_00311_31427_9811.N1	04-MAR-2008 14:42:23	Bright	34.000	49	1Alp UMi	1.9900	6300.0	68	31427	No
203	GOM_NL__2PRFIN20080304_144958_000000362066_00311_31427_9812.N1	04-MAR-2008 14:49:58	Bright	35.500	89	5Alp Cep	2.4510	8000.0	71	31427	No
204	GOM_NL__2PRFIN20080304_145504_000000342066_00311_31427_9813.N1	04-MAR-2008 14:55:04	Bright	33.500	19	50Alp Cyg	1.2460	10500.	67	31427	No
205	GOM_NL__2PRFIN20080304_145638_000000362066_00311_31427_9814.N1	04-MAR-2008 14:56:38	Bright	36.000	66	37Gam Cyg	2.2080	5900.0	72	31427	No
206	GOM_NL__2PRFIN20080304_145813_000000362066_00311_31427_9815.N1	04-MAR-2008 14:58:13	Bright	36.000	92	53Eps Cyg	2.5000	4500.0	72	31427	No
207	GOM_NL__2PRFIN20080304_150525_000000412066_00311_31427_9816.N1	04-MAR-2008 15:05:25	Bright	41.000	168	17Zet Aql	2.9860	11000.	82	31427	No
208	GOM_NL__2PRFIN20080304_151521_000000412066_00311_31427_9817.N1	04-MAR-2008 15:15:21	Dark	40.500	155	41Pi Sgr	2.9000	6600.0	81	31427	No
209	GOM_NL__2PRFIN20080304_151714_000000402066_00311_31427_9818.N1	04-MAR-2008 15:17:14	Dark	39.500	57	34Sig Sgr	2.0660	26000.	79	31427	No
210	GOM_NL__2PRFIN20080304_152026_000000432066_00311_31427_9819.N1	04-MAR-2008 15:20:26	Dark	43.000	38	20Eps Sgr	1.8360	11000.	86	31427	No
211	GOM_NL__2PRFIN20080304_152329_000000462066_00311_31427_9820.N1	04-MAR-2008 15:23:29	Dark	45.500	25	35Lam Sco	1.6200	28000.	91	31427	No
212	GOM_NL__2PRFIN20080304_152656_000000402066_00312_31428_9802.N1	04-MAR-2008 15:26:56	Dark	39.500	141	Bet Ara	2.8400	4600.0	79	31428	No
213	GOM_NL__2PRFIN20080304_152951_000000402066_00312_31428_9803.N1	04-MAR-2008 15:29:51	Dark	40.000	43	Alp TrA	1.9100	4250.0	80	31428	No
214	GOM_NL__2PRFIN20080304_153204_000000382066_00312_31428_9804.N1	04-MAR-2008 15:32:04	Dark	38.000	145	Gam TrA	2.8720	10600.	76	31428	No
215	GOM_NL__2PRFIN20080304_153331_000000442066_00312_31428_9805.N1	04-MAR-2008 15:33:31	Dark	43.500	4	Alp1Cen	-0.010000	5800.0	87	31428	No
216	GOM_NL__2PRFIN20080304_153449_000000442066_00312_31428_9806.N1	04-MAR-2008 15:34:49	Dark	43.500	10	Bet Cen	0.61000	28000.	87	31428	No
217	GOM_NL__2PRFIN20080304_153714_000000422066_00312_31428_9807.N1	04-MAR-2008 15:37:14	Dark	42.000	12	Alp1Cru	0.77500	30000.	84	31428	No
218	GOM_NL__2PRFIN20080304_153951_000000422066_00312_31428_9808.N1	04-MAR-2008 15:39:51	Dark	42.000	64	Gam Cen	2.2000	10600.	84	31428	No
219	GOM_NL__2PRFIN20080304_154241_000000382066_00312_31428_9809.N1	04-MAR-2008 15:42:41	Straylight	38.000	113	Mu Vel	2.6920	5000.0	76	31428	No

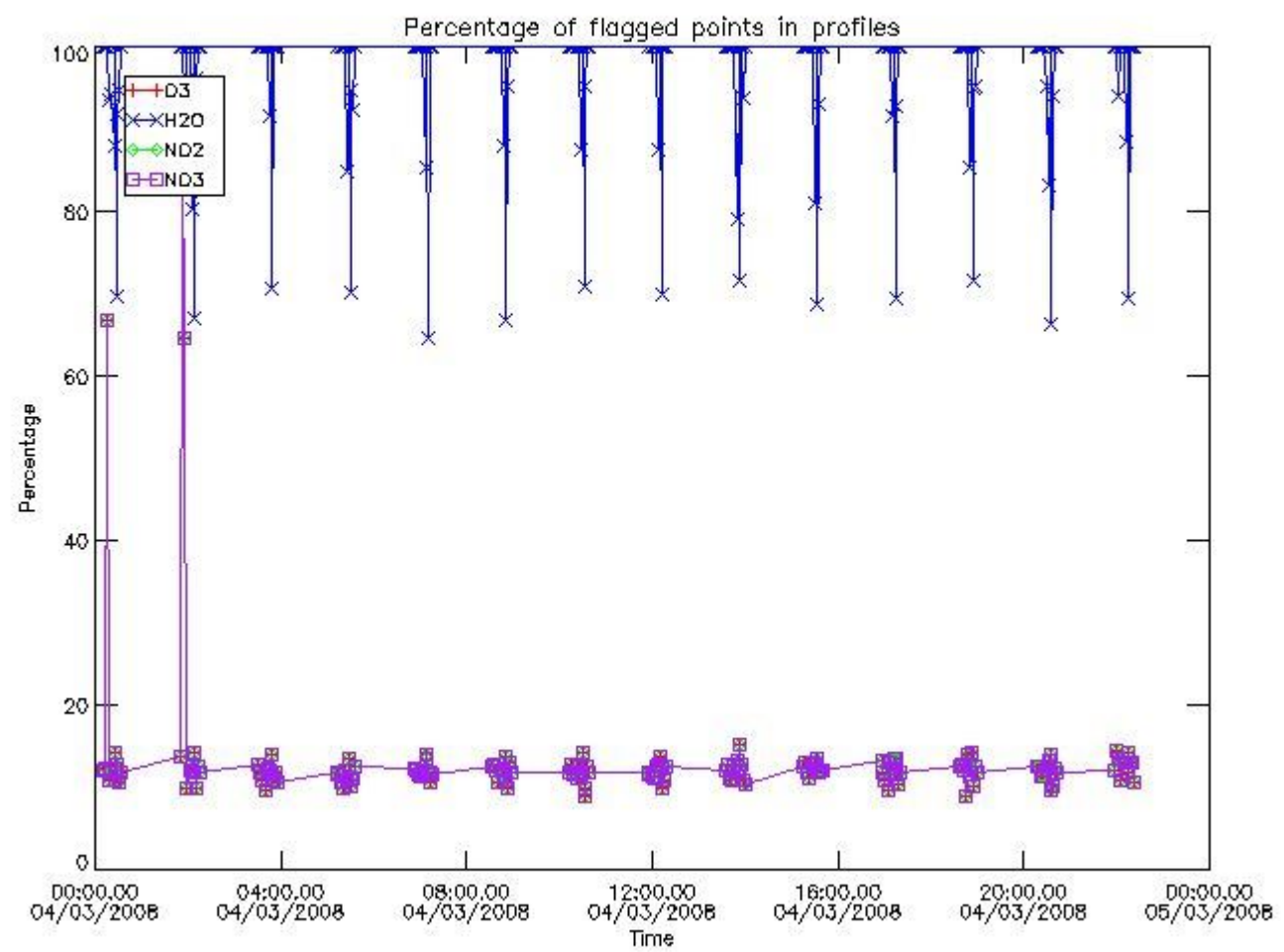
220	GOM_NL__2PRFIN20080304_155504_000000452066_00312_31428_9810.N1	04-MAR-2008 15:55:04	Twilight	44.500	48	30Alp Hya	1.9770	4100.0	89	31428	No
221	GOM_NL__2PRFIN20080304_160100_000000402066_00312_31428_9811.N1	04-MAR-2008 16:01:00	Bright	40.000	22	32Alp Leo	1.3600	15200.	80	31428	No
222	GOM_NL__2PRFIN20080304_160331_000000422066_00312_31428_9812.N1	04-MAR-2008 16:03:31	Bright	41.500	51	41Gam1Leo	2.0100	4500.0	83	31428	No
223	GOM_NL__2PRFIN20080304_161501_000000412066_00312_31428_9813.N1	04-MAR-2008 16:15:01	Bright	40.500	82	48Bet UMa	2.3650	10600.	81	31428	No
224	GOM_NL__2PRFIN20080304_161625_000000392066_00312_31428_9814.N1	04-MAR-2008 16:16:25	Bright	38.500	36	50Alp UMa	1.8000	6300.0	77	31428	No
225	GOM_NL__2PRFIN20080304_162258_000000362066_00312_31428_9815.N1	04-MAR-2008 16:22:58	Bright	35.500	49	1Alp UMi	1.9900	6300.0	71	31428	No
226	GOM_NL__2PRFIN20080304_163034_000000372066_00312_31428_9816.N1	04-MAR-2008 16:30:34	Bright	36.500	89	5Alp Cep	2.4510	8000.0	73	31428	No
227	GOM_NL__2PRFIN20080304_163540_000000362066_00312_31428_9817.N1	04-MAR-2008 16:35:40	Bright	35.500	19	50Alp Cyg	1.2460	10500.	71	31428	No
228	GOM_NL__2PRFIN20080304_163714_000000372066_00312_31428_9818.N1	04-MAR-2008 16:37:14	Bright	36.500	66	37Gam Cyg	2.2080	5900.0	73	31428	No
229	GOM_NL__2PRFIN20080304_163849_000000352066_00312_31428_9819.N1	04-MAR-2008 16:38:49	Bright	35.000	92	53Eps Cyg	2.5000	4500.0	70	31428	No
230	GOM_NL__2PRFIN20080304_164602_000000412066_00312_31428_9820.N1	04-MAR-2008 16:46:02	Bright	41.000	168	17Zet Aql	2.9860	11000.	82	31428	No
231	GOM_NL__2PRFIN20080304_165558_000000392066_00312_31428_9821.N1	04-MAR-2008 16:55:58	Dark	38.500	155	41Pi Sgr	2.9000	6600.0	77	31428	No
232	GOM_NL__2PRFIN20080304_165750_000000432066_00312_31428_9822.N1	04-MAR-2008 16:57:50	Dark	43.000	57	34Sig Sgr	2.0660	26000.	86	31428	No
233	GOM_NL__2PRFIN20080304_170102_000000472066_00312_31428_9823.N1	04-MAR-2008 17:01:02	Dark	47.000	38	20Eps Sgr	1.8360	11000.	94	31428	No
234	GOM_NL__2PRFIN20080304_170406_000000532066_00312_31428_9824.N1	04-MAR-2008 17:04:06	Dark	52.500	25	35Lam Sco	1.6200	28000.	105	31428	No
235	GOM_NL__2PRFIN20080304_170732_000000392066_00313_31429_9809.N1	04-MAR-2008 17:07:32	Dark	39.000	141	Bet Ara	2.8400	4600.0	78	31429	No
236	GOM_NL__2PRFIN20080304_171028_000000422066_00313_31429_9810.N1	04-MAR-2008 17:10:28	Dark	41.500	43	Alp TrA	1.9100	4250.0	83	31429	No
237	GOM_NL__2PRFIN20080304_171240_000000382066_00313_31429_9811.N1	04-MAR-2008 17:12:40	Dark	38.000	145	Gam TrA	2.8720	10600.	76	31429	No
238	GOM_NL__2PRFIN20080304_171407_000000452066_00313_31429_9812.N1	04-MAR-2008 17:14:07	Dark	44.500	4	Alp1Cen	-0.010000	5800.0	89	31429	No
239	GOM_NL__2PRFIN20080304_171526_000000422066_00313_31429_9813.N1	04-MAR-2008 17:15:26	Dark	41.500	10	Bet Cen	0.61000	28000.	83	31429	No
240	GOM_NL__2PRFIN20080304_171751_000000492066_00313_31429_9814.N1	04-MAR-2008 17:17:51	Dark	49.000	12	Alp1Cru	0.77500	30000.	98	31429	No
241	GOM_NL__2PRFIN20080304_172027_000000432066_00313_31429_9815.N1	04-MAR-2008 17:20:27	Dark	43.000	64	Gam Cen	2.2000	10600.	86	31429	No
242	GOM_NL__2PRFIN20080304_172317_000000442066_00313_31429_9816.N1	04-MAR-2008 17:23:17	Straylight	43.500	113	Mu Vel	2.6920	5000.0	87	31429	No
243	GOM_NL__2PRFIN20080304_173540_000000452066_00313_31429_9817.N1	04-MAR-2008 17:35:40	Twilight	44.500	48	30Alp Hya	1.9770	4100.0	89	31429	No
244	GOM_NL__2PRFIN20080304_174136_000000412066_00313_31429_9818.N1	04-MAR-2008 17:41:36	Bright	40.500	22	32Alp Leo	1.3600	15200.	81	31429	No
245	GOM_NL__2PRFIN20080304_174407_000000402066_00313_31429_9819.N1	04-MAR-2008 17:44:07	Bright	40.000	51	41Gam1Leo	2.0100	4500.0	80	31429	No
246	GOM_NL__2PRFIN20080304_175537_000000402066_00313_31429_9820.N1	04-MAR-2008 17:55:37	Bright	39.500	82	48Bet UMa	2.3650	10600.	79	31429	No
247	GOM_NL__2PRFIN20080304_175700_000000402066_00313_31429_9821.N1	04-MAR-2008 17:57:00	Bright	39.500	36	50Alp UMa	1.8000	6300.0	79	31429	No
248	GOM_NL__2PRFIN20080304_180335_000000382066_00313_31429_9822.N1	04-MAR-2008 18:03:35	Bright	38.000	49	1Alp UMi	1.9900	6300.0	76	31429	No
249	GOM_NL__2PRFIN20080304_181110_000000362066_00313_31429_9823.N1	04-MAR-2008 18:11:10	Bright	36.000	89	5Alp Cep	2.4510	8000.0	72	31429	No
250	GOM_NL__2PRFIN20080304_181616_000000372066_00313_31429_9824.N1	04-MAR-2008 18:16:16	Bright	36.500	19	50Alp Cyg	1.2460	10500.	73	31429	No
251	GOM_NL__2PRFIN20080304_181750_000000362066_00313_31429_9825.N1	04-MAR-2008 18:17:50	Bright	35.500	66	37Gam Cyg	2.2080	5900.0	71	31429	No
252	GOM_NL__2PRFIN20080304_181925_000000352066_00313_31429_9826.N1	04-MAR-2008 18:19:25	Bright	34.500	92	53Eps Cyg	2.5000	4500.0	69	31429	No
253	GOM_NL__2PRFIN20080304_182638_000000412066_00313_31429_9827.N1	04-MAR-2008 18:26:38	Bright	41.000	168	17Zet Aql	2.9860	11000.	82	31429	No
254	GOM_NL__2PRFIN20080304_183634_000000412066_00313_31429_9828.N1	04-MAR-2008 18:36:34	Dark	41.000	155	41Pi Sgr	2.9000	6600.0	82	31429	No
255	GOM_NL__2PRFIN20080304_183827_000000442066_00313_31429_9829.N1	04-MAR-2008 18:38:27	Dark	44.000	57	34Sig Sgr	2.0660	26000.	88	31429	No
256	GOM_NL__2PRFIN20080304_184139_000000432066_00313_31429_9830.N1	04-MAR-2008 18:41:39	Dark	42.500	38	20Eps Sgr	1.8360	11000.	85	31429	No
257	GOM_NL__2PRFIN20080304_184443_000000572066_00313_31429_9831.N1	04-MAR-2008 18:44:43	Dark	56.500	25	35Lam Sco	1.6200	28000.	113	31429	No
258	GOM_NL__2PRFIN20080304_184809_000000402066_00314_31430_9819.N1	04-MAR-2008 18:48:09	Dark	40.000	141	Bet Ara	2.8400	4600.0	80	31430	No
259	GOM_NL__2PRFIN20080304_185104_000000412066_00314_31430_9820.N1	04-MAR-2008 18:51:04	Dark	41.000	43	Alp TrA	1.9100	4250.0	82	31430	No
260	GOM_NL__2PRFIN20080304_185317_000000362066_00314_31430_9821.N1	04-MAR-2008 18:53:17	Dark	36.000	145	Gam TrA	2.8720	10600.	72	31430	No
261	GOM_NL__2PRFIN20080304_185444_000000552066_00314_31430_9822.N1	04-MAR-2008 18:54:44	Dark	55.000	4	Alp1Cen	-0.010000	5800.0	110	31430	No
262	GOM_NL__2PRFIN20080304_185602_000000512066_00314_31430_9823.N1	04-MAR-2008 18:56:02	Dark	50.500	10	Bet Cen	0.61000	28000.	101	31430	No
263	GOM_NL__2PRFIN20080304_185827_000000412066_00314_31430_9824.N1	04-MAR-2008 18:58:27	Dark	41.000	12	Alp1Cru	0.77500	30000.	82	31430	No
264	GOM_NL__2PRFIN20080304_190104_000000432066_00314_31430_9825.N1	04-MAR-2008 19:01:04	Dark	43.000	64	Gam Cen	2.2000	10600.	86	31430	No
265	GOM_NL__2PRFIN20080304_190353_000000402066_00314_31430_9826.N1	04-MAR-2008 19:03:53	Straylight	39.500	113	Mu Vel	2.6920	5000.0	79	31430	No
266	GOM_NL__2PRFIN20080304_191616_000000452066_00314_31430_9827.N1	04-MAR-2008 19:16:16	Twilight	45.000	48	30Alp Hya	1.9770	4100.0	90	31430	No
267	GOM_NL__2PRFIN20080304_192212_000000402066_00314_31430_9828.N1	04-MAR-2008 19:22:12	Bright	39.500	22	32Alp Leo	1.3600	15200.	79	31430	No
268	GOM_NL__2PRFIN20080304_192442_000000422066_00314_31430_9829.N1	04-MAR-2008 19:24:42	Bright	42.000	51	41Gam1Leo	2.0100	4500.0	84	31430	No
269	GOM_NL__2PRFIN20080304_193613_000000402066_00314_31430_9830.N1	04-MAR-2008 19:36:13	Bright	39.500	82	48Bet UMa	2.3650	10600.	79	31430	No
270	GOM_NL__2PRFIN20080304_193736_000000412066_00314_31430_9831.N1	04-MAR-2008 19:37:36	Bright	41.000	36	50Alp UMa	1.8000	6300.0	82	31430	No
271	GOM_NL__2PRFIN20080304_194411_000000362066_00314_31430_9832.N1	04-MAR-2008 19:44:11	Bright	36.000	49	1Alp UMi	1.9900	6300.0	72	31430	No
272	GOM_NL__2PRFIN20080304_195147_000000362066_00314_31430_9833.N1	04-MAR-2008 19:51:47	Bright	36.000	89	5Alp Cep	2.4510	8000.0	72	31430	No
273	GOM_NL__2PRFIN20080304_195652_000000342066_00314_31430_9834.N1	04-MAR-2008 19:56:52	Bright	33.500	19	50Alp Cyg	1.2460	10500.	67	31430	No
274	GOM_NL__2PRFIN20080304_195826_000000352066_00314_31430_9835.N1	04-MAR-2008 19:58:26	Bright	34.500	66	37Gam Cyg	2.2080	5900.0	69	31430	No
275	GOM_NL__2PRFIN20080304_200001_000000352066_00314_31430_9836.N1	04-MAR-2008 20:00:01	Bright	35.000	92	53Eps Cyg	2.5000	4500.0	70	31430	No
276	GOM_NL__2PRFIN20080304_200714_000000422066_00314_31430_9837.N1	04-MAR-2008 20:07:14	Bright	41.500	168	17Zet Aql	2.9860	11000.	83	31430	No
277	GOM_NL__2PRFIN20080304_201711_000000412066_00314_31430_9838.N1	04-MAR-2008 20:17:11	Dark	40.500	155	41Pi Sgr	2.9000	6600.0	81	31430	No
278	GOM_NL__2PRFIN20080304_201903_000000412066_00314_31430_9839.N1	04-MAR-2008 20:19:03	Dark	41.000	57	34Sig Sgr	2.0660	26000.	82	31430	No

279	GOM_NL__2PRFIN20080304_202216_000000452066_00314_31430_9840.N1	04-MAR-2008 20:22:16	Dark	45.000	38	20Eps Sgr	1.8360	11000.	90	31430	No
280	GOM_NL__2PRFIN20080304_202520_000000452066_00314_31430_9841.N1	04-MAR-2008 20:25:20	Dark	45.000	25	35Lam Sco	1.6200	28000.	90	31430	No
281	GOM_NL__2PRFIN20080304_202845_000000412066_00315_31431_9825.N1	04-MAR-2008 20:28:45	Dark	41.000	141	Bet Ara	2.8400	4600.0	82	31431	No
282	GOM_NL__2PRFIN20080304_203140_000000422066_00315_31431_9826.N1	04-MAR-2008 20:31:40	Dark	42.000	43	Alp TrA	1.9100	4250.0	84	31431	No
283	GOM_NL__2PRFIN20080304_203353_000000372066_00315_31431_9827.N1	04-MAR-2008 20:33:53	Dark	36.500	145	Gam TrA	2.8720	10600.	73	31431	No
284	GOM_NL__2PRFIN20080304_203520_000000532066_00315_31431_9828.N1	04-MAR-2008 20:35:20	Dark	52.500	4	Alp1Cen	-0.010000	5800.0	105	31431	No
285	GOM_NL__2PRFIN20080304_203639_000000512066_00315_31431_9829.N1	04-MAR-2008 20:36:39	Dark	50.500	10	Bet Cen	0.61000	28000.	101	31431	No
286	GOM_NL__2PRFIN20080304_203903_000000422066_00315_31431_9830.N1	04-MAR-2008 20:39:03	Dark	41.500	12	Alp1Cru	0.77500	30000.	83	31431	No
287	GOM_NL__2PRFIN20080304_204140_000000442066_00315_31431_9831.N1	04-MAR-2008 20:41:40	Dark	43.500	64	Gam Cen	2.2000	10600.	87	31431	No
288	GOM_NL__2PRFIN20080304_204429_000000412066_00315_31431_9832.N1	04-MAR-2008 20:44:29	Straylight	40.500	113	Mu Vel	2.6920	5000.0	81	31431	No
289	GOM_NL__2PRFIN20080304_205653_000000482066_00315_31431_9833.N1	04-MAR-2008 20:56:53	Tw_i_and_stray	47.500	48	30Alp Hya	1.9770	4100.0	95	31431	No
290	GOM_NL__2PRFIN20080304_210248_000000412066_00315_31431_9834.N1	04-MAR-2008 21:02:48	Bright	40.500	22	32Alp Leo	1.3600	15200.	81	31431	No
291	GOM_NL__2PRFIN20080304_210518_000000402066_00315_31431_9835.N1	04-MAR-2008 21:05:18	Bright	40.000	51	41Gam1Leo	2.0100	4500.0	80	31431	No
292	GOM_NL__2PRFIN20080304_211648_000000402066_00315_31431_9836.N1	04-MAR-2008 21:16:48	Bright	40.000	82	48Bet UMa	2.3650	10600.	80	31431	No
293	GOM_NL__2PRFIN20080304_211811_000000412066_00315_31431_9837.N1	04-MAR-2008 21:18:11	Bright	41.000	36	50Alp UMa	1.8000	6300.0	82	31431	No
294	GOM_NL__2PRFIN20080304_212446_000000362066_00315_31431_9838.N1	04-MAR-2008 21:24:46	Bright	35.500	49	1Alp UMi	1.9900	6300.0	71	31431	No
295	GOM_NL__2PRFIN20080304_213223_000000362066_00315_31431_9839.N1	04-MAR-2008 21:32:23	Bright	36.000	89	5Alp Cep	2.4510	8000.0	72	31431	No
296	GOM_NL__2PRFIN20080304_213728_000000372066_00315_31431_9840.N1	04-MAR-2008 21:37:28	Bright	36.500	19	50Alp Cyg	1.2460	10500.	73	31431	No
297	GOM_NL__2PRFIN20080304_213902_000000372066_00315_31431_9841.N1	04-MAR-2008 21:39:02	Bright	36.500	66	37Gam Cyg	2.2080	5900.0	73	31431	No
298	GOM_NL__2PRFIN20080304_214037_000000362066_00315_31431_9842.N1	04-MAR-2008 21:40:37	Bright	35.500	92	53Eps Cyg	2.5000	4500.0	71	31431	No
299	GOM_NL__2PRFIN20080304_214751_000000412066_00315_31431_9843.N1	04-MAR-2008 21:47:51	Bright	40.500	168	17Zet Aql	2.9860	11000.	81	31431	No
300	GOM_NL__2PRFIN20080304_215747_000000422066_00315_31431_9844.N1	04-MAR-2008 21:57:47	Dark	42.000	155	41Pi Sgr	2.9000	6600.0	84	31431	No
301	GOM_NL__2PRFIN20080304_215940_000000422066_00315_31431_9845.N1	04-MAR-2008 21:59:40	Dark	42.000	57	34Sig Sgr	2.0660	26000.	84	31431	No
302	GOM_NL__2PRFIN20080304_220252_000000422066_00315_31431_9846.N1	04-MAR-2008 22:02:52	Dark	41.500	38	20Eps Sgr	1.8360	11000.	83	31431	No
303	GOM_NL__2PRFIN20080304_220556_000000472066_00315_31431_9847.N1	04-MAR-2008 22:05:56	Dark	46.500	25	35Lam Sco	1.6200	28000.	93	31431	No
304	GOM_NL__2PRFIN20080304_220922_000000402066_00316_31432_9838.N1	04-MAR-2008 22:09:22	Dark	39.500	141	Bet Ara	2.8400	4600.0	79	31432	No
305	GOM_NL__2PRFIN20080304_221217_000000392066_00316_31432_9839.N1	04-MAR-2008 22:12:17	Dark	39.000	43	Alp TrA	1.9100	4250.0	78	31432	No
306	GOM_NL__2PRFIN20080304_221429_000000362066_00316_31432_9840.N1	04-MAR-2008 22:14:29	Dark	36.000	145	Gam TrA	2.8720	10600.	72	31432	No
307	GOM_NL__2PRFIN20080304_221557_000000432066_00316_31432_9841.N1	04-MAR-2008 22:15:57	Dark	43.000	4	Alp1Cen	-0.010000	5800.0	86	31432	No
308	GOM_NL__2PRFIN20080304_221715_000000402066_00316_31432_9842.N1	04-MAR-2008 22:17:15	Dark	39.500	10	Bet Cen	0.61000	28000.	79	31432	No
309	GOM_NL__2PRFIN20080304_221940_000000402066_00316_31432_9843.N1	04-MAR-2008 22:19:40	Dark	39.500	12	Alp1Cru	0.77500	30000.	79	31432	No
310	GOM_NL__2PRFIN20080304_222217_000000492066_00316_31432_9844.N1	04-MAR-2008 22:22:17	Dark	48.500	64	Gam Cen	2.2000	10600.	97	31432	No
311	GOM_NL__2PRFIN20080304_222506_000000422066_00316_31432_9845.N1	04-MAR-2008 22:25:06	Straylight	42.000	113	Mu Vel	2.6920	5000.0	84	31432	No
312	GOM_NL__2PRFIN20080304_223729_000000442066_00316_31432_9846.N1	04-MAR-2008 22:37:29	Tw_i_and_stray	43.500	48	30Alp Hya	1.9770	4100.0	87	31432	No
313	GOM_NL__2PRFIN20080304_224324_000000422066_00316_31432_9847.N1	04-MAR-2008 22:43:24	Bright	41.500	22	32Alp Leo	1.3600	15200.	83	31432	No
314	GOM_NL__2PRFIN20080304_224554_000000402066_00316_31432_9848.N1	04-MAR-2008 22:45:54	Bright	39.500	51	41Gam1Leo	2.0100	4500.0	79	31432	No
315	GOM_NL__2PRFIN20080304_225724_000000402066_00316_31432_9849.N1	04-MAR-2008 22:57:24	Bright	40.000	82	48Bet UMa	2.3650	10600.	80	31432	No
316	GOM_NL__2PRFIN20080304_225847_000000402066_00316_31432_9850.N1	04-MAR-2008 22:58:47	Bright	40.000	36	50Alp UMa	1.8000	6300.0	80	31432	No
317	GOM_NL__2PRFIN20080304_230522_000000382066_00316_31432_9851.N1	04-MAR-2008 23:05:22	Bright	37.500	49	1Alp UMi	1.9900	6300.0	75	31432	No
318	GOM_NL__2PRFIN20080304_231259_000000362066_00316_31432_9852.N1	04-MAR-2008 23:12:59	Bright	35.500	89	5Alp Cep	2.4510	8000.0	71	31432	No
319	GOM_NL__2PRFIN20080304_231804_000000362066_00316_31432_9853.N1	04-MAR-2008 23:18:04	Bright	35.500	19	50Alp Cyg	1.2460	10500.	71	31432	No
320	GOM_NL__2PRFIN20080304_231938_000000342066_00316_31432_9854.N1	04-MAR-2008 23:19:38	Bright	34.000	66	37Gam Cyg	2.2080	5900.0	68	31432	No
321	GOM_NL__2PRFIN20080304_232113_000000342066_00316_31432_9855.N1	04-MAR-2008 23:21:13	Bright	33.500	92	53Eps Cyg	2.5000	4500.0	67	31432	No
322	GOM_NL__2PRFIN20080304_232827_000000422066_00316_31432_9856.N1	04-MAR-2008 23:28:27	Bright	42.000	168	17Zet Aql	2.9860	11000.	84	31432	No

3. Quality information per product

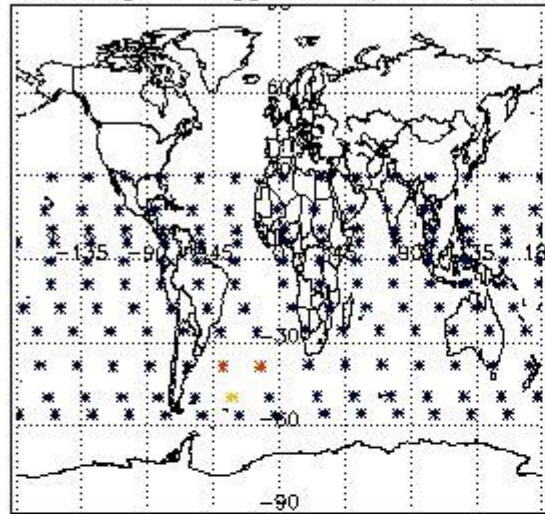
In this section it is plotted some information contained in the Quality Summary data set of the level 2 products. Only products in dark limb conditions and without errors (error flag in the MPH set to "0") are used.

3.1 Plot quality information per product (time dependant)

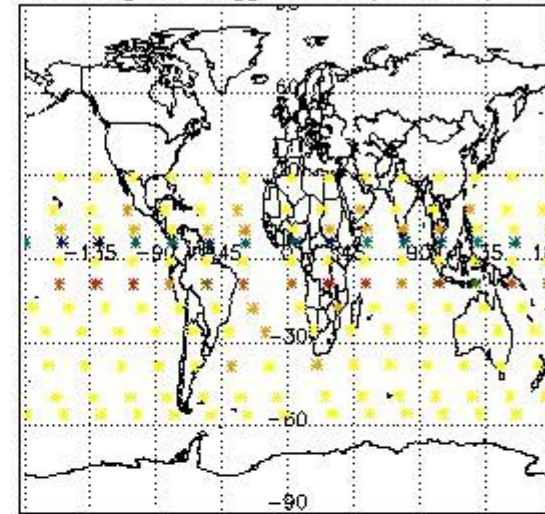


3.2 Plot quality information per product (world map)

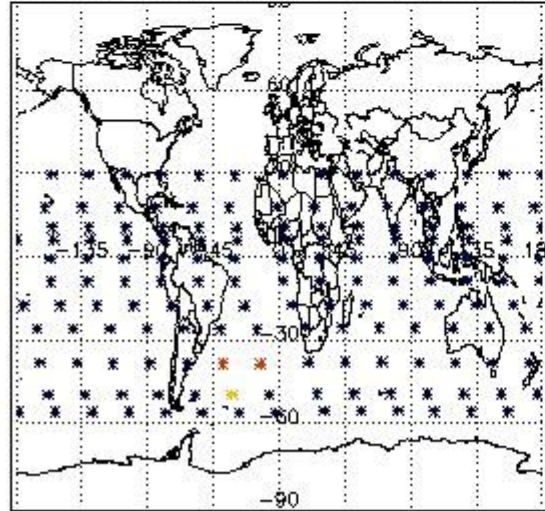
Percentage of flagged data per O3 profile



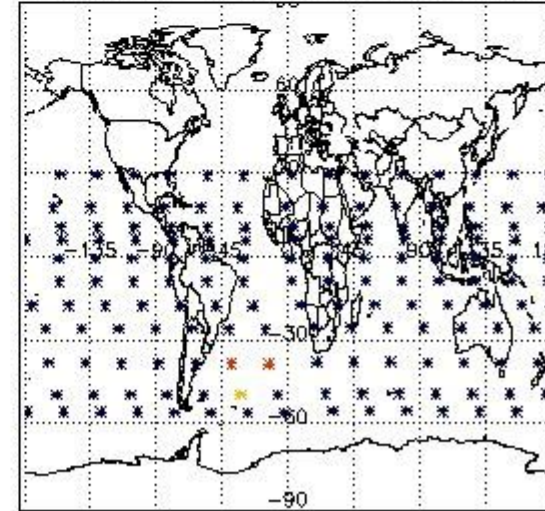
Percentage of flagged data per H2O profile



Percentage of flagged data per NO2 profile



Percentage of flagged data per NO3 profile

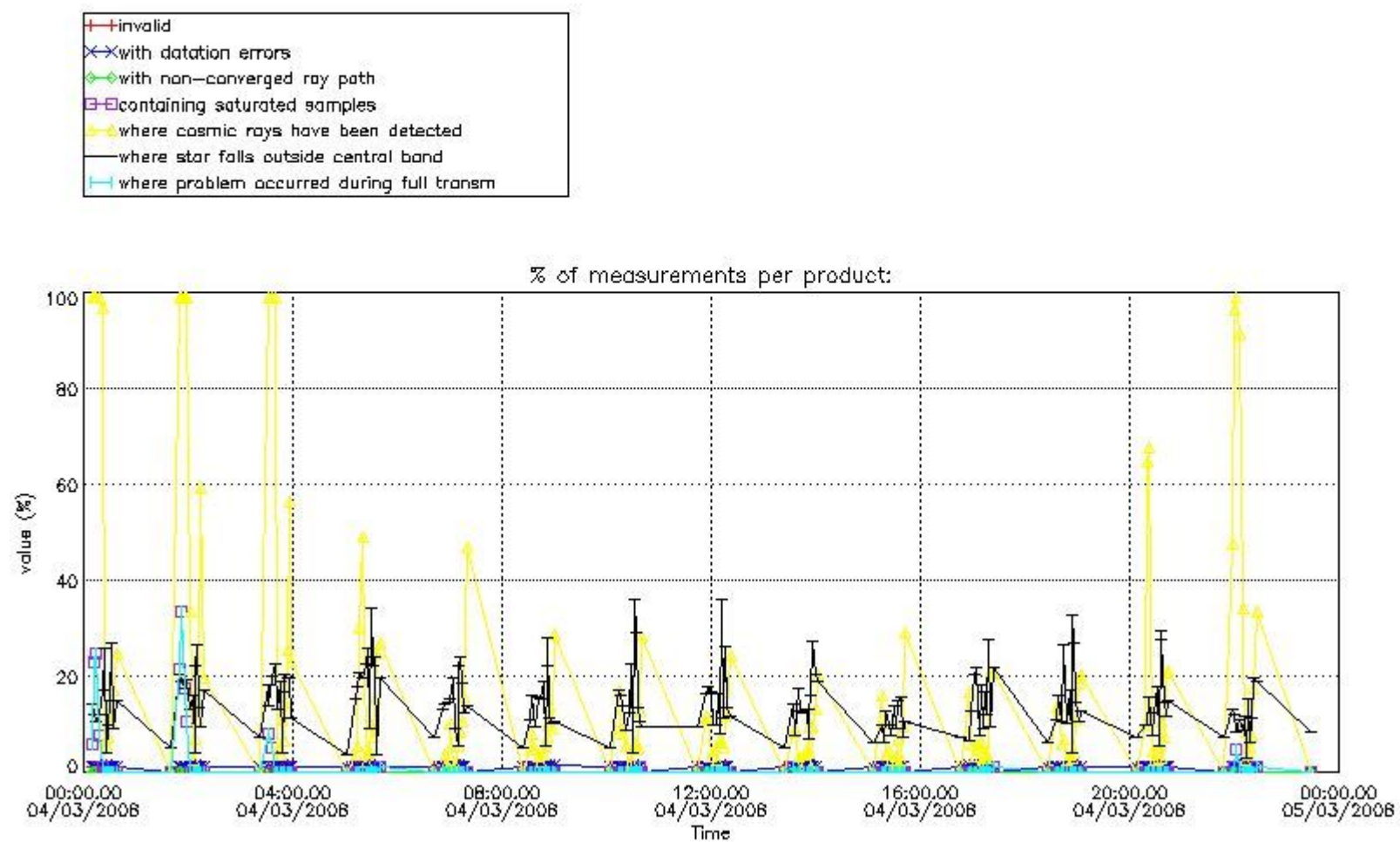


4. Level 1 quality information per product

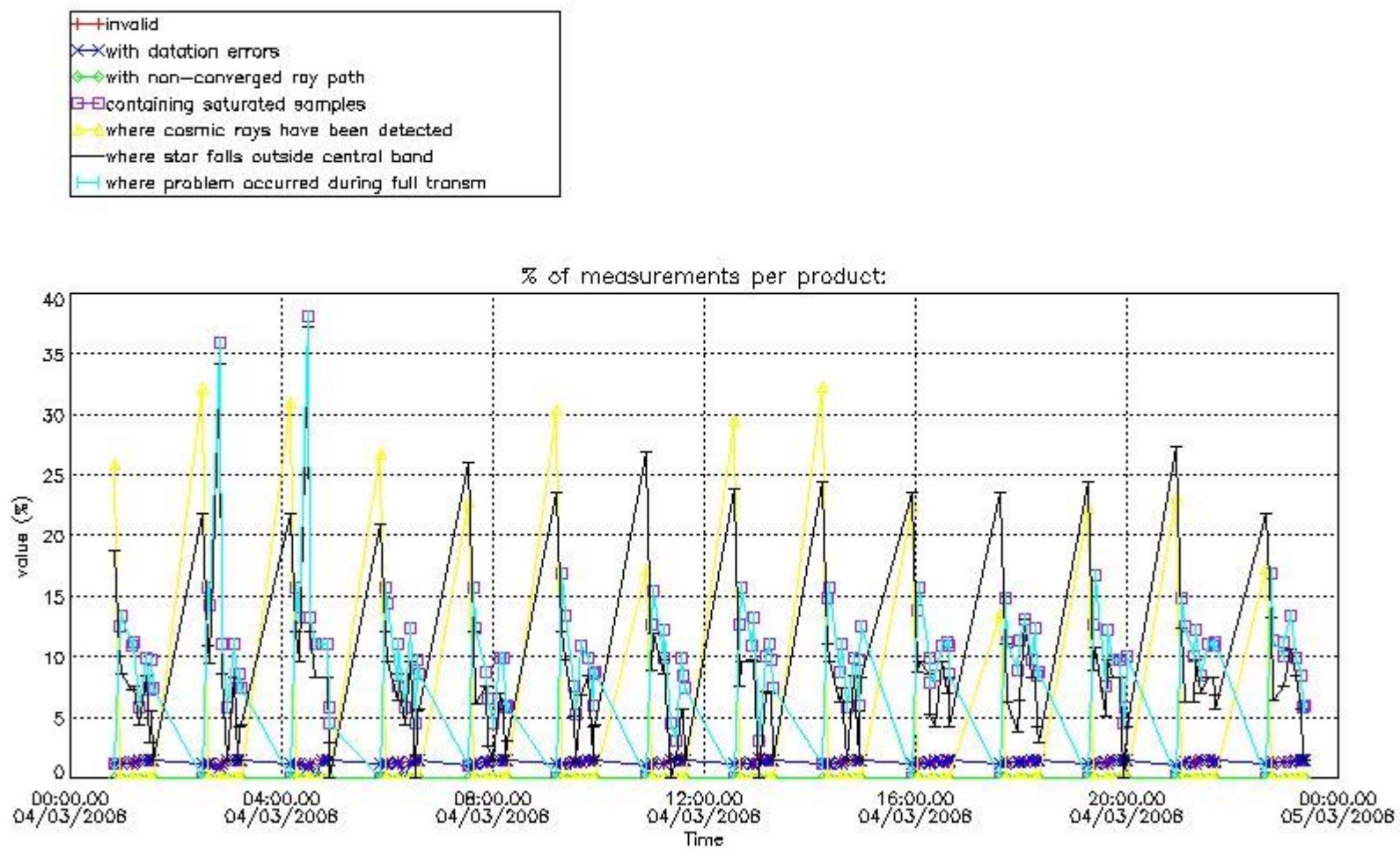
In this section it is plotted some information contained in the Quality Summary data set of the level 2 products that comes from the level 1b processing. Products without errors (error flag in the MPH set to "0") are used.

4.1 Plot quality information per product (time dependant) coming from level 1b processing

4.1.1 Plot level 1 quality information per product (time dependant): ENVISAT ASCENDING passes



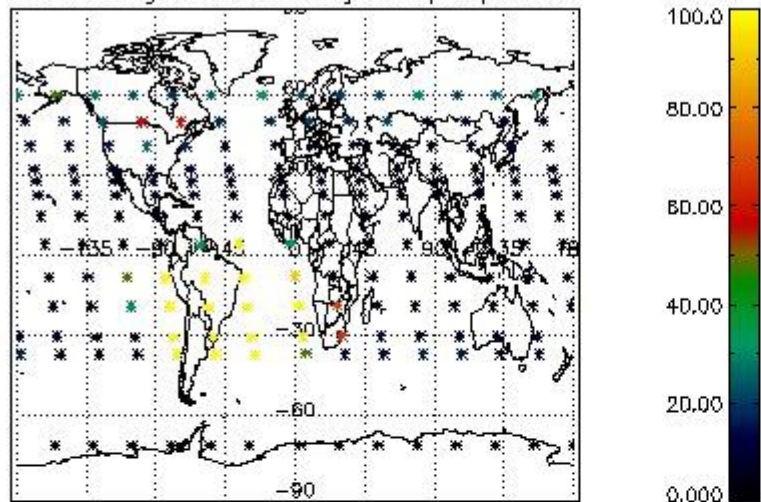
4.1.2 Plot level 1 quality information per product (time dependant): ENVI SAT DESCENDING passes



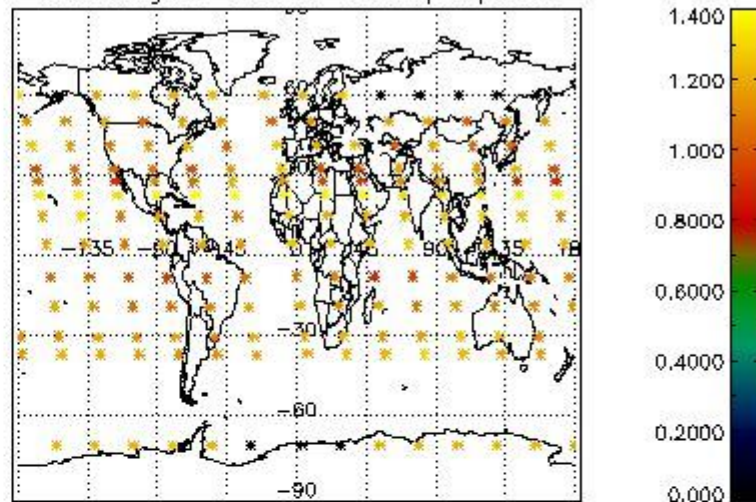
4.2 Plot quality information per product coming from level 1b processing (world map)

4.2.1 Plot level 1 quality information per product (world map): ENVISAT ASCENDING passes

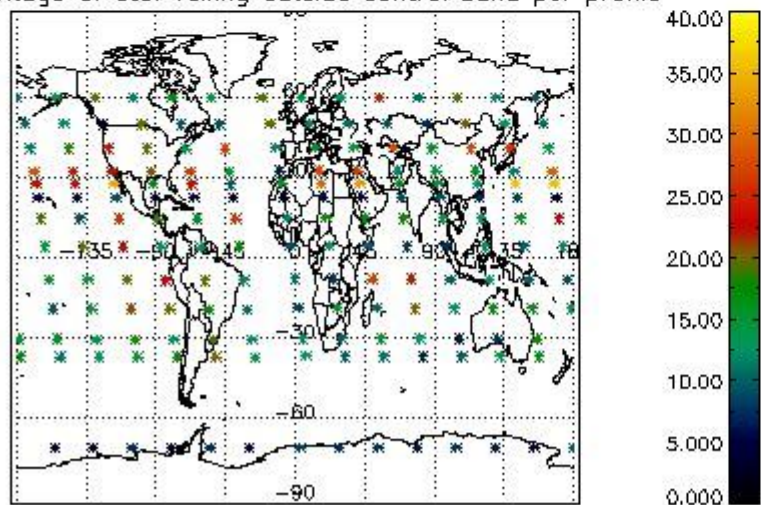
Percentage of cosmic ray hits per profile



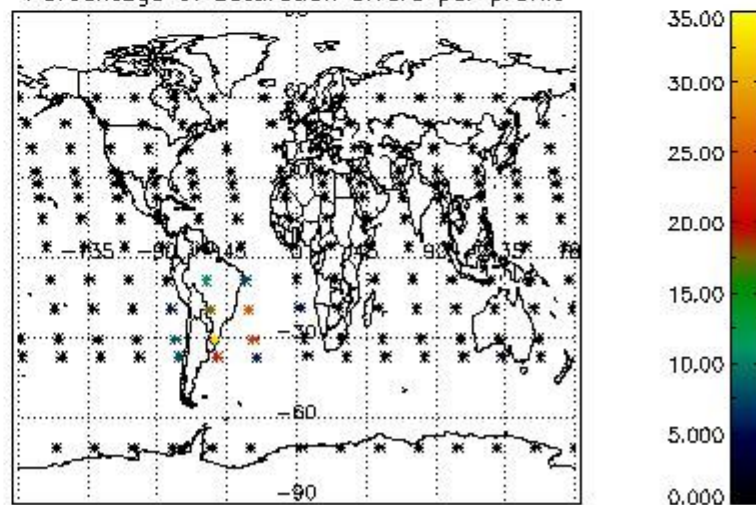
Percentage of datation errors per profile



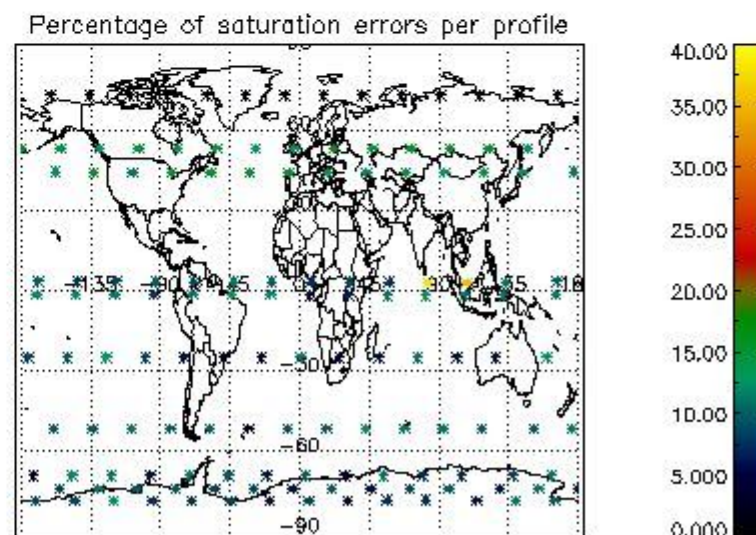
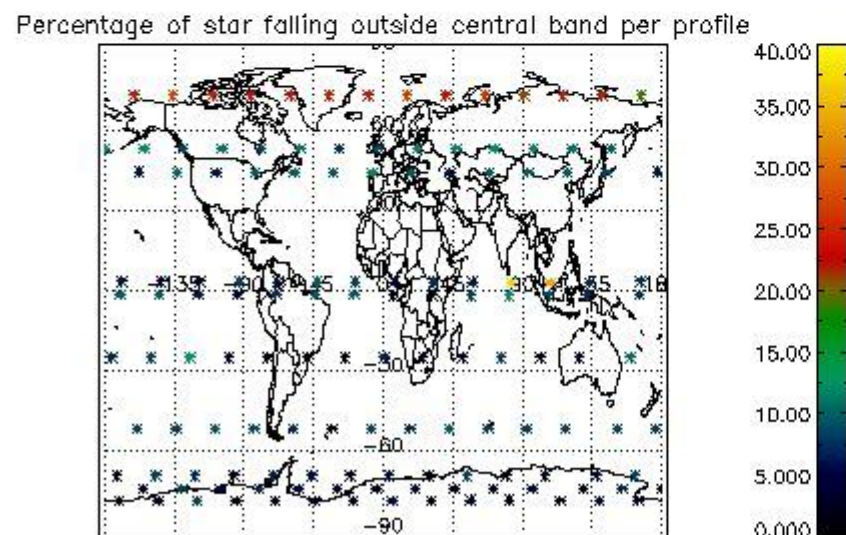
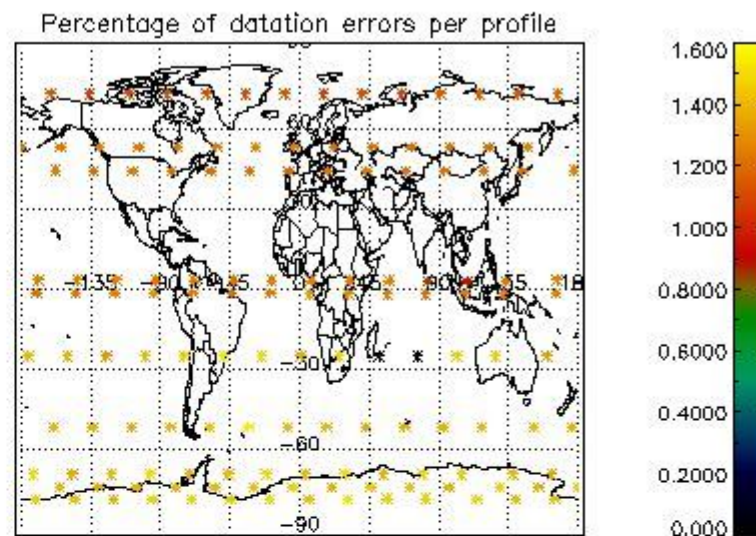
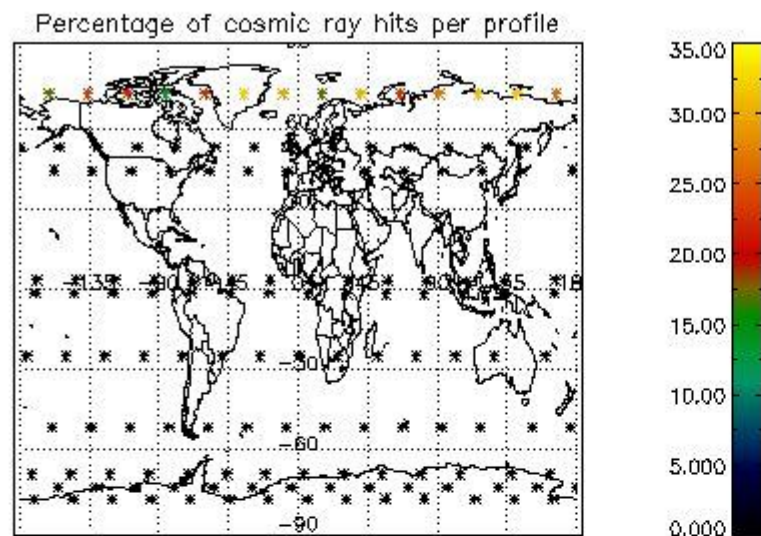
Percentage of star falling outside central band per profile



Percentage of saturation errors per profile



4.2.2 Plot level 1 quality information per product (world map): ENVISAT DESCENDING passes



5. Trace gas profiles

5.1 Ozone statistics based on quality of products

The final quality of the products can be "measured" using the STD (Standard Deviation) attached to every point profile. This information is written to the parameter GOM_NL__2P/NL_LOCAL_SPECIES_DENSITY/o3_std of the level 2 products. The table below shows the statistics for given STD ranges.

The statistics are given with respect to the overall valid production:

- Products without fatal errors: GOM_NL__2P/MPH/PRODUCT_ERR=0
- Valid point profile: GOM_NL__2P/NL_LOCAL_SPECIES_DENSITY/pcd(0)=0

The 'Criteria' is applied to valid points of dark limb products:

- Products in dark limb illumination condition: GOM_NL__2P/NL_SUMMARY_QUALITY/obs_ill_cond=0
- Products without fatal errors: GOM_NL__2P/MPH/PRODUCT_ERR=0
- Valid point profile: GOM_NL__2P/NL_LOCAL_SPECIES_DENSITY/pcd(0)=0

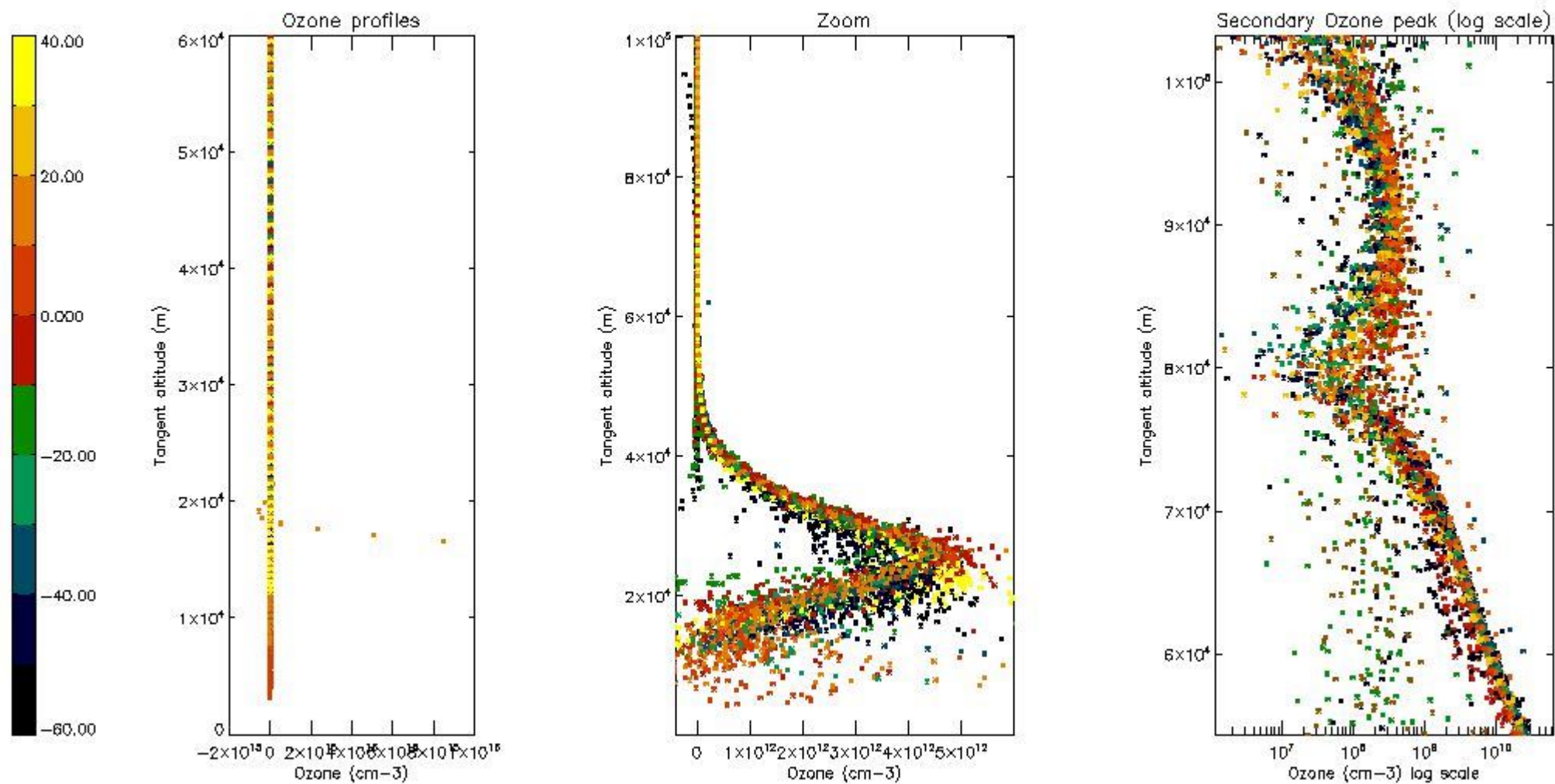
So, the table below shows the percentage of dark limb and valid observations for each criteria with respect to the overall valid daily observations.

Criteria	% of total production
All STD	52
STD < 20	28

STD < 10	22
STD < 5	15

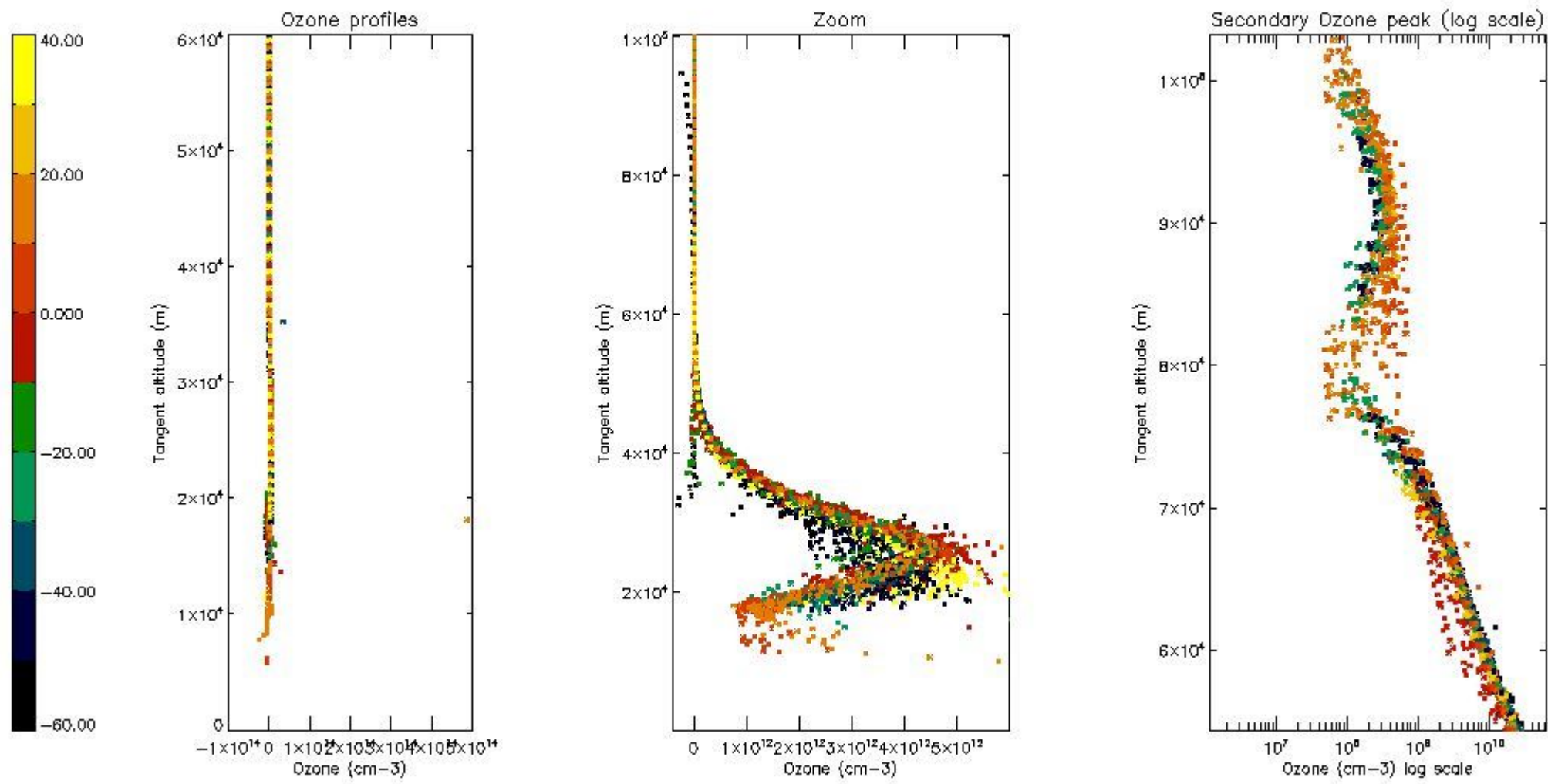
5.2 Plot ozone profiles for all STD (dark without errors)

The colorbar represents the latitude.



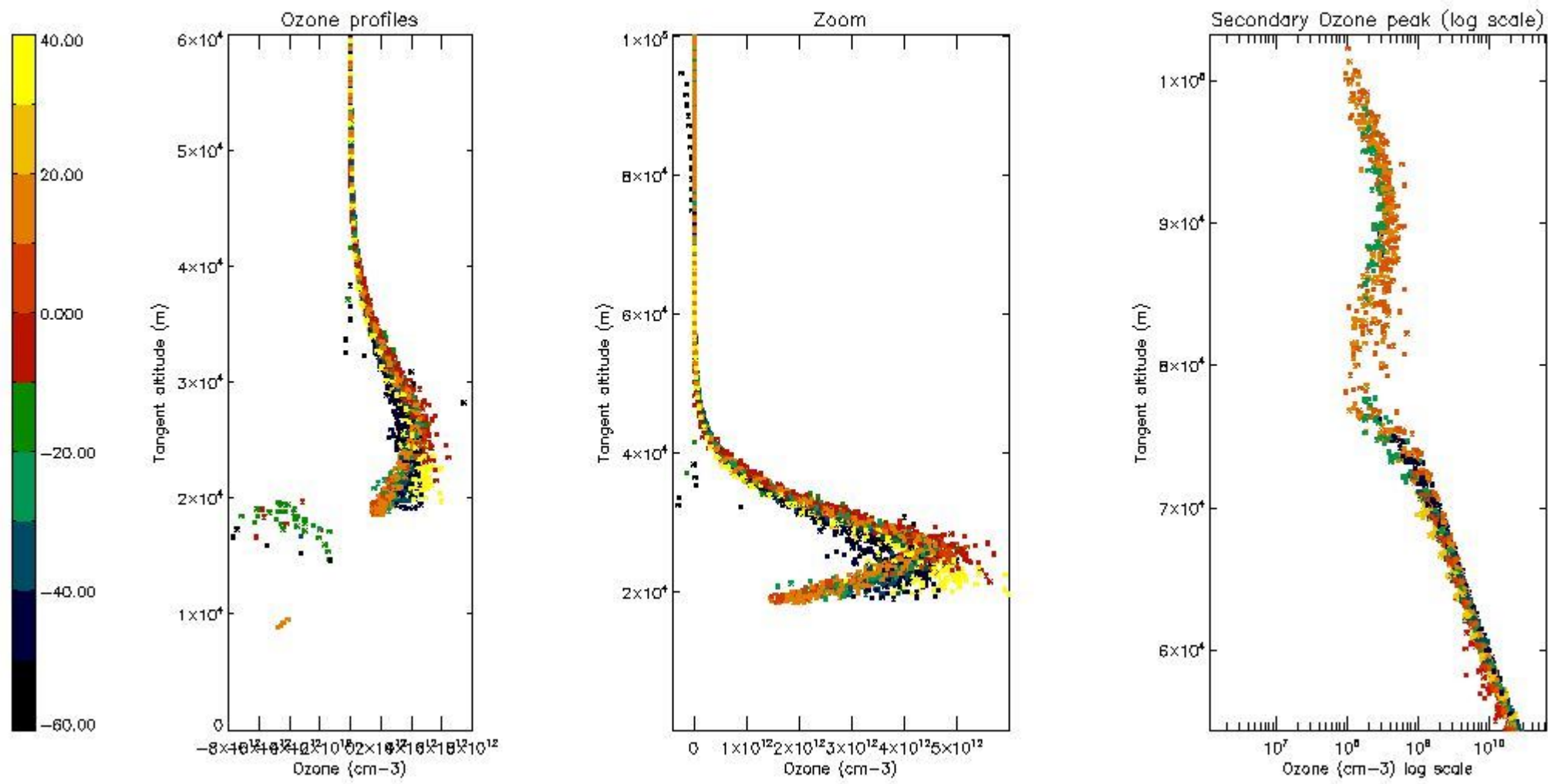
5.3 Plot ozone profiles where STD < 20% (dark without errors)

The colorbar represents the latitude.



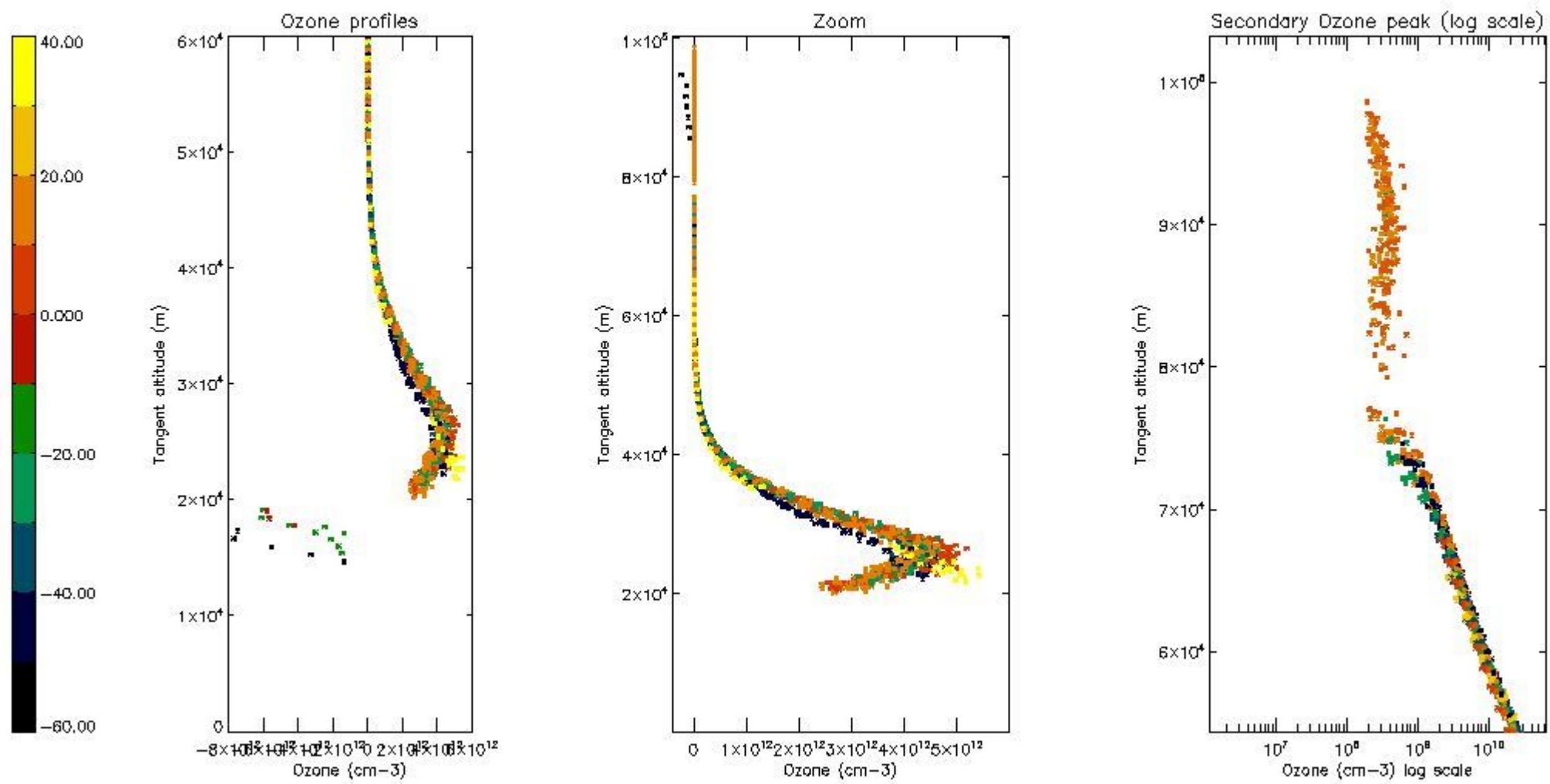
5.4 Plot ozone profiles where $STD < 10\%$ (dark without errors)

The colorbar represents the latitude.



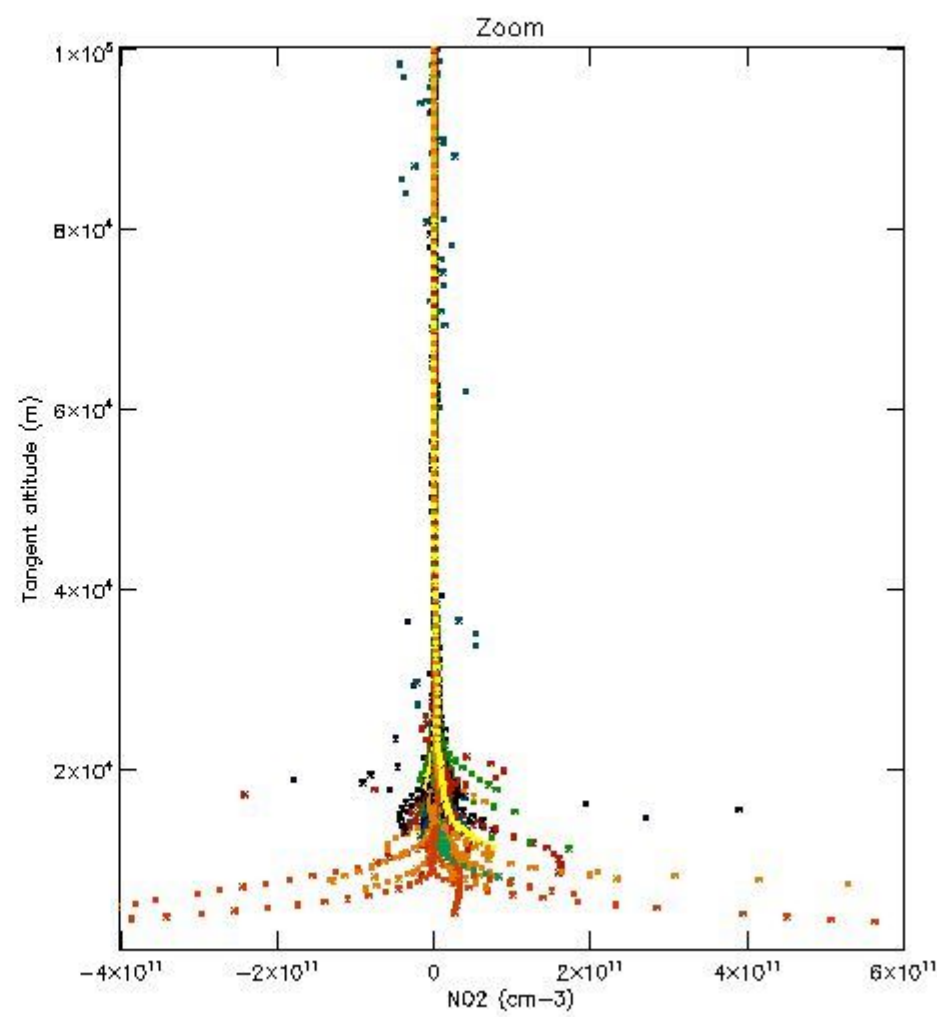
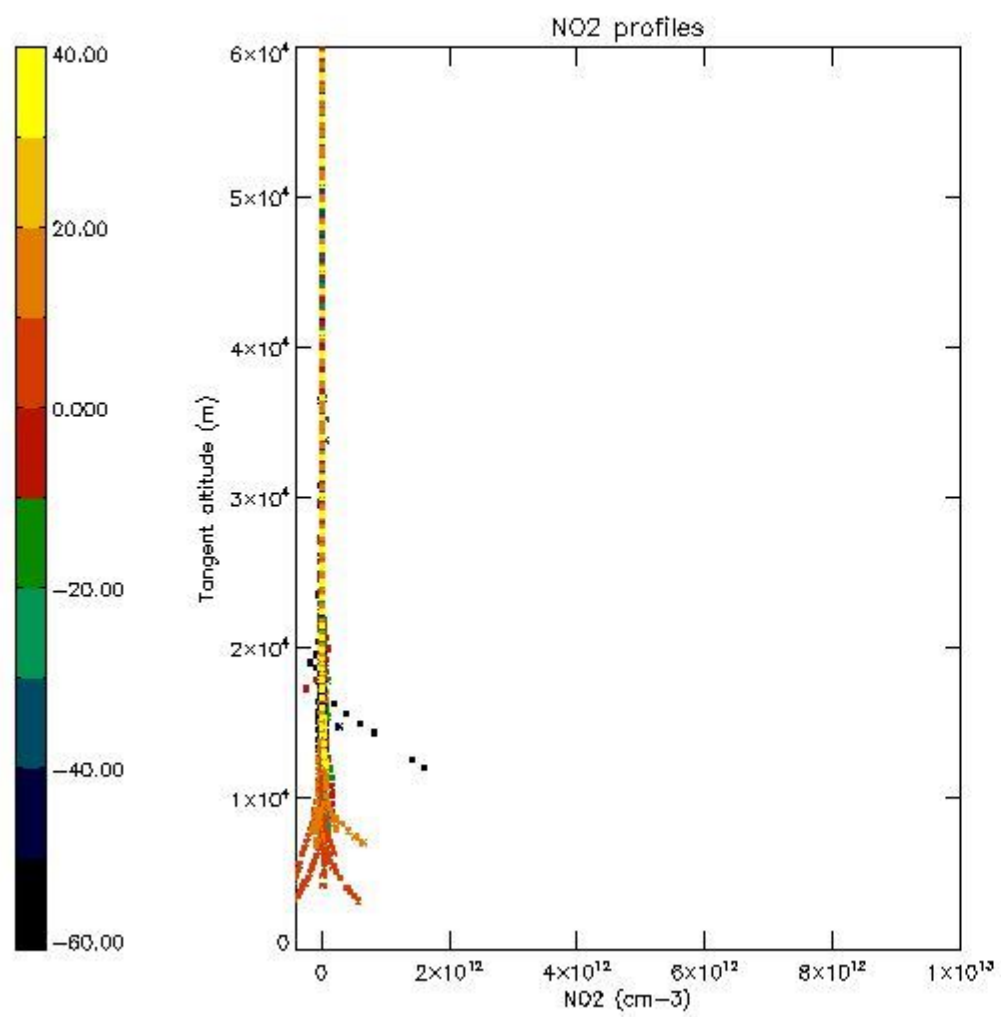
5.5 Plot ozone profiles where STD < 5% (dark without errors)

The colorbar represents the latitude.



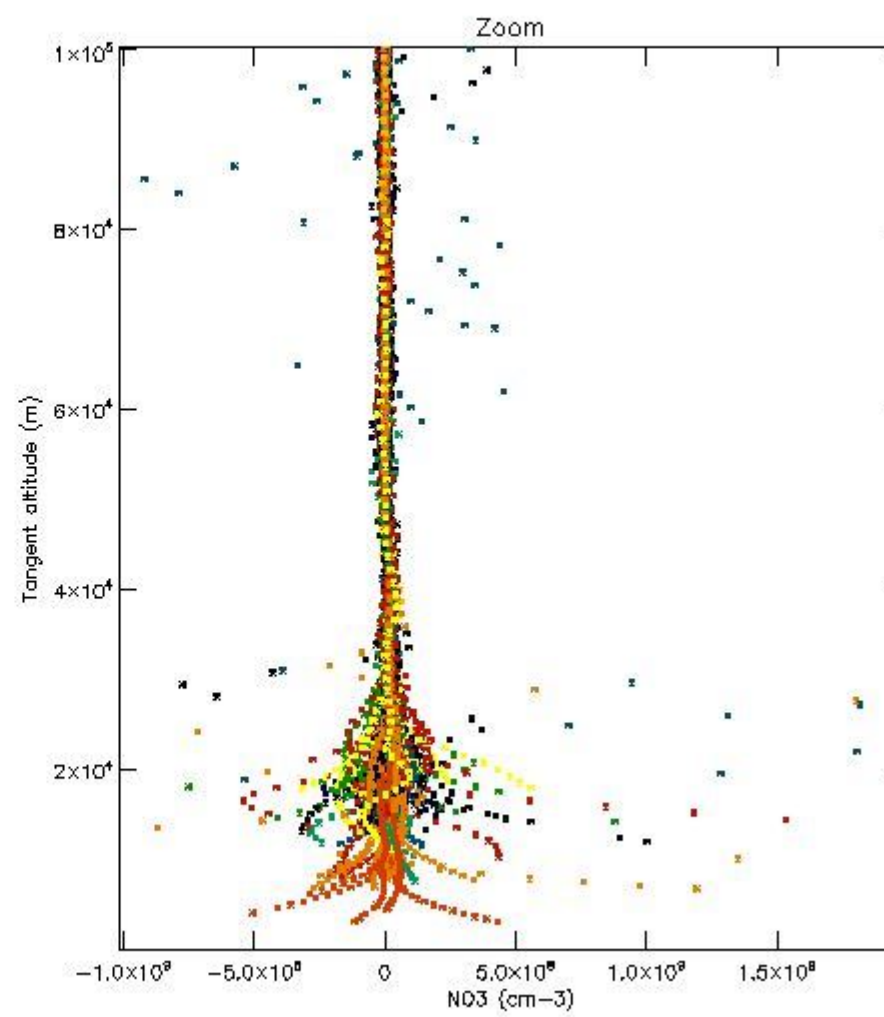
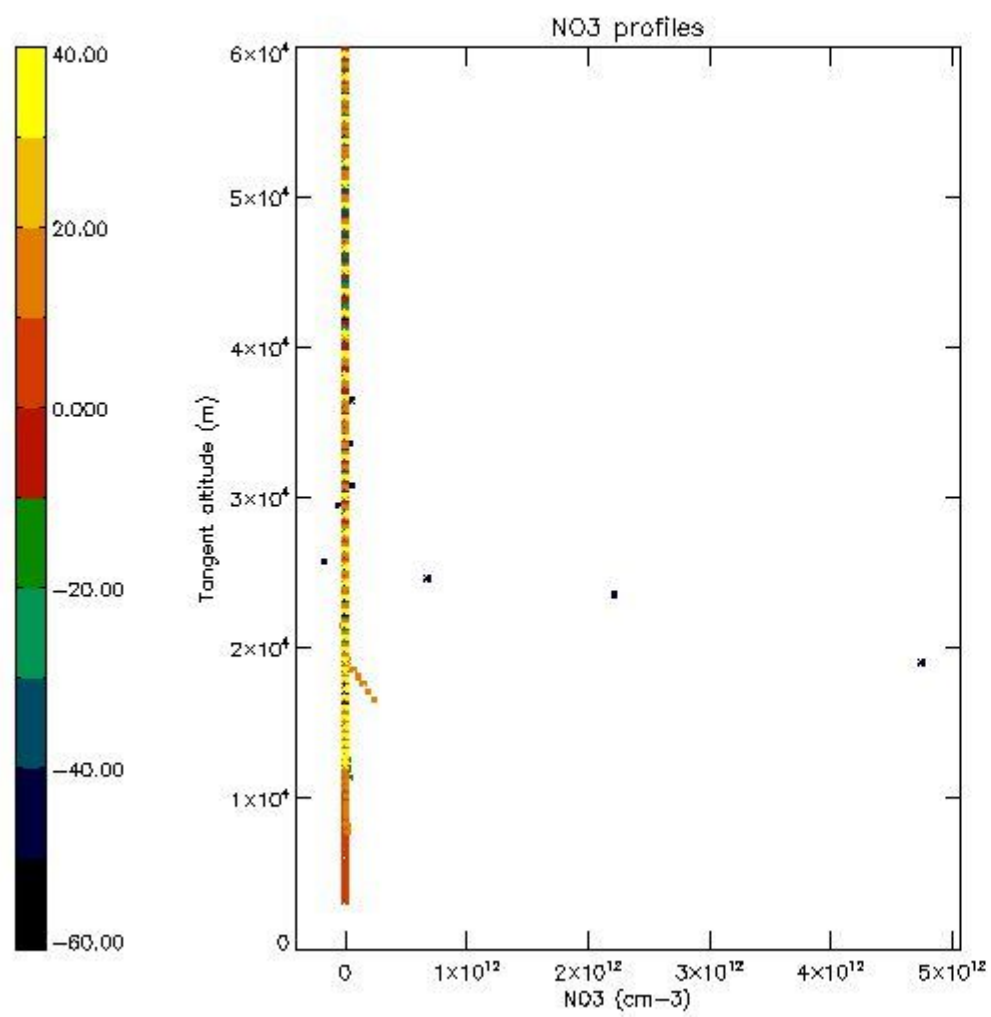
5.6 Plot NO₂ profiles for all STD (dark without errors)

The colorbar represents the latitude.



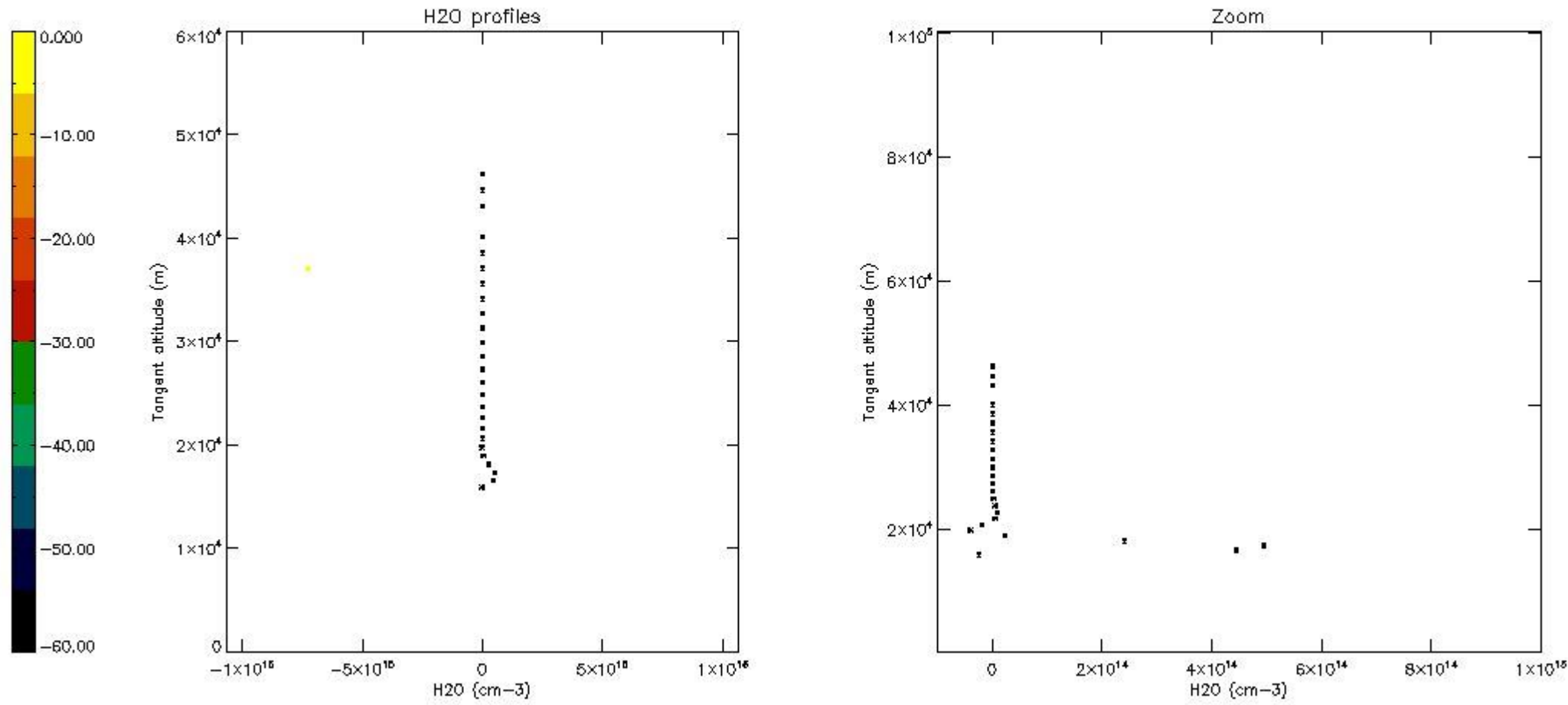
5.7 Plot NO3 profiles for all STD (dark without errors)

The colorbar represents the latitude.



5.8 Plot H2O profiles for all STD (only for occultations of stars 1,2,3,4,13,14,16,26,63 dark without errors)

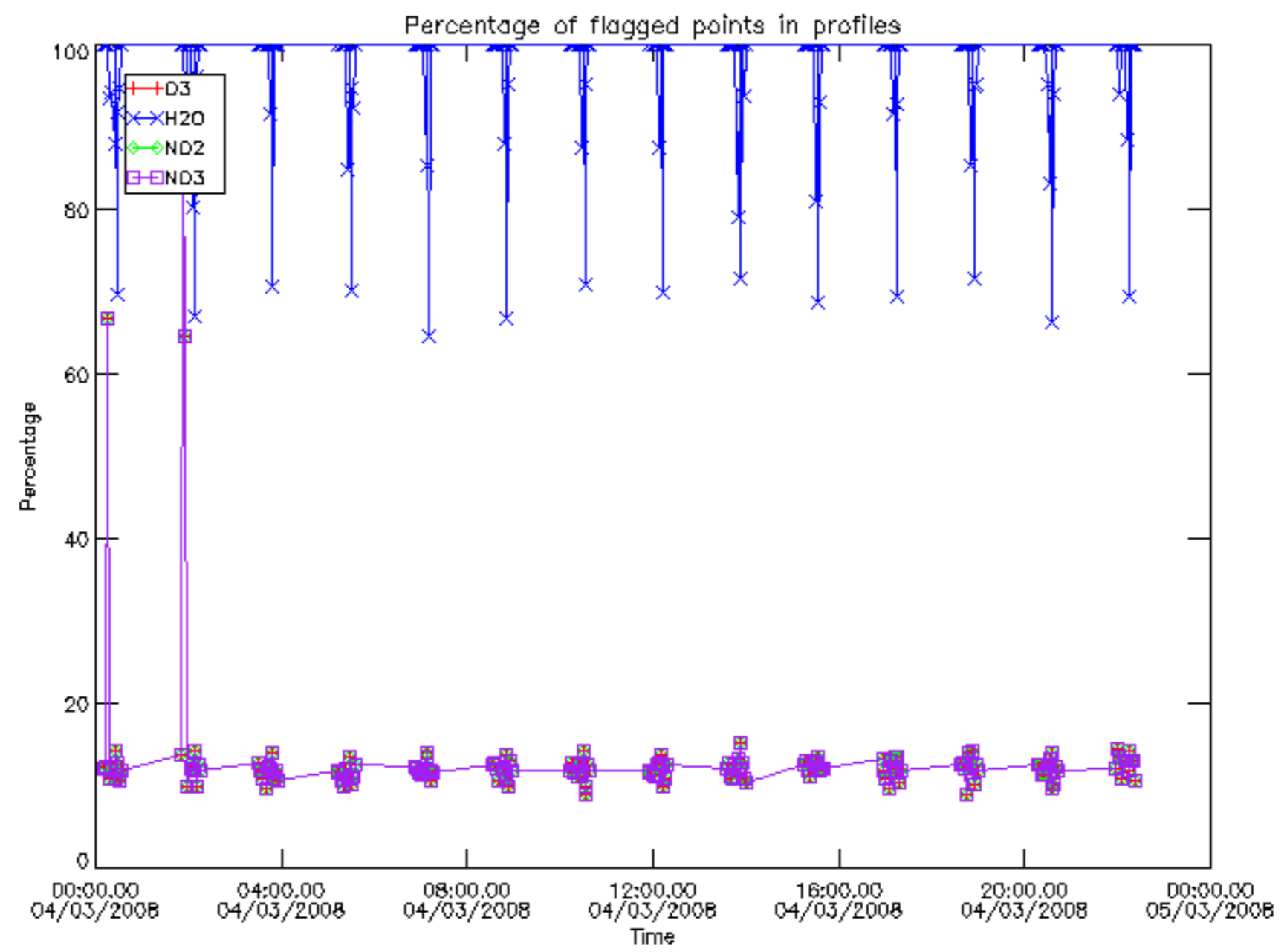
The colorbar represents the latitude.



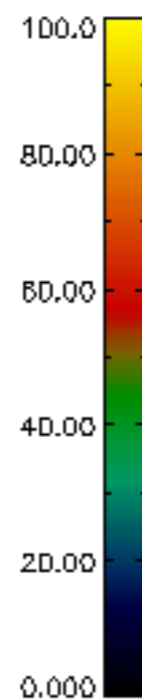
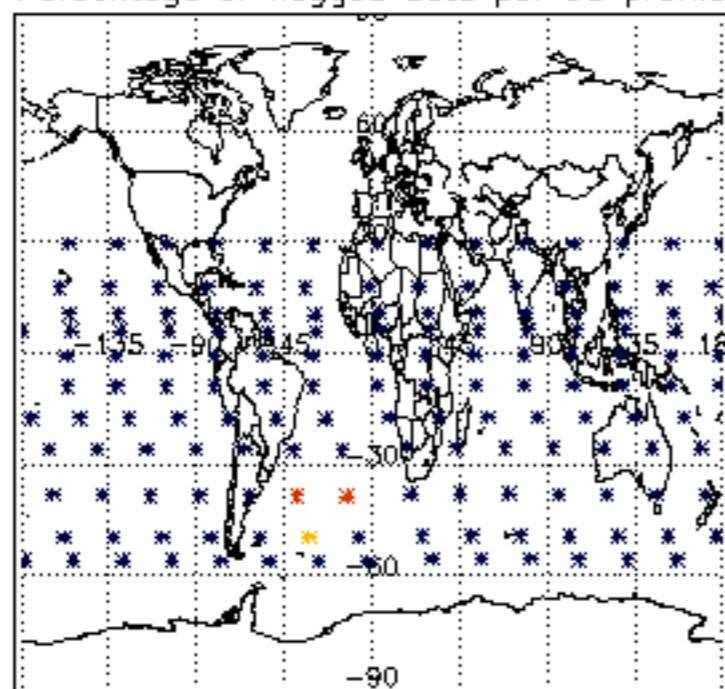
6. Auxiliary Data Files used for the production reported in section 2

The number reported in the third column indicates since which file (see list in section 2) the corresponding auxiliary file has been used. The fourth column is the date of those product files.

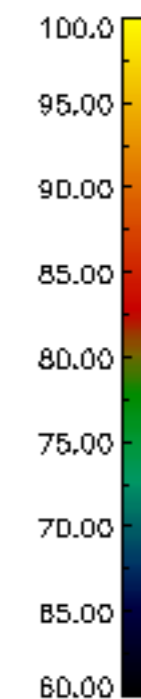
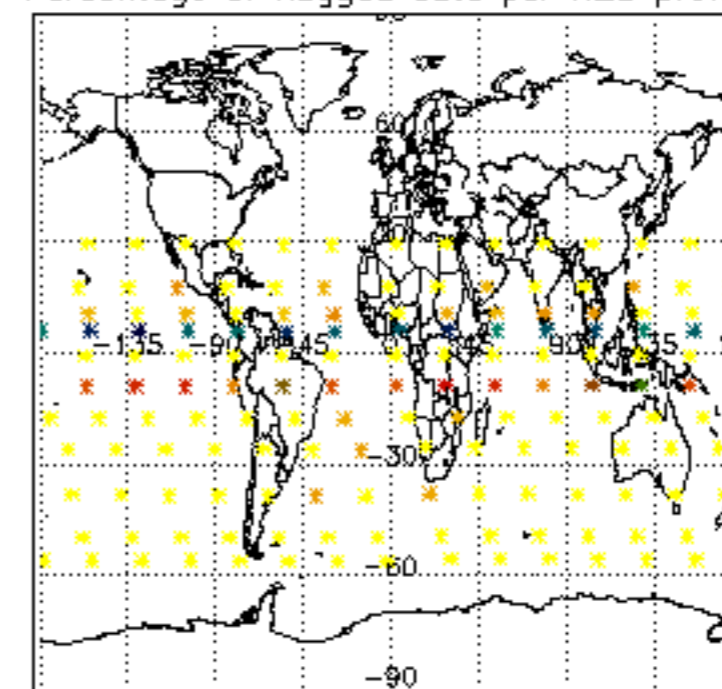
Type	Auxiliary Filename	Used since product	Used since product date
INST_PHYS_CHARACTERISTICS	GOM_INS_AXVIEC20091111_143220_20030716_120000_20500101_000000	1	04-MAR-2008 00:09:53
LEVEL-2_PROC_CONFIG	GOM_PR2_AXVIEC20091111_152718_20020301_000000_20500101_000000	1	04-MAR-2008 00:09:53
CROSS_SECTIONS_FILE	GOM_CRS_AXVIEC20091111_154832_20020301_000000_20500101_000000	1	04-MAR-2008 00:09:53



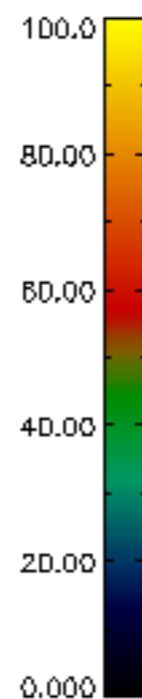
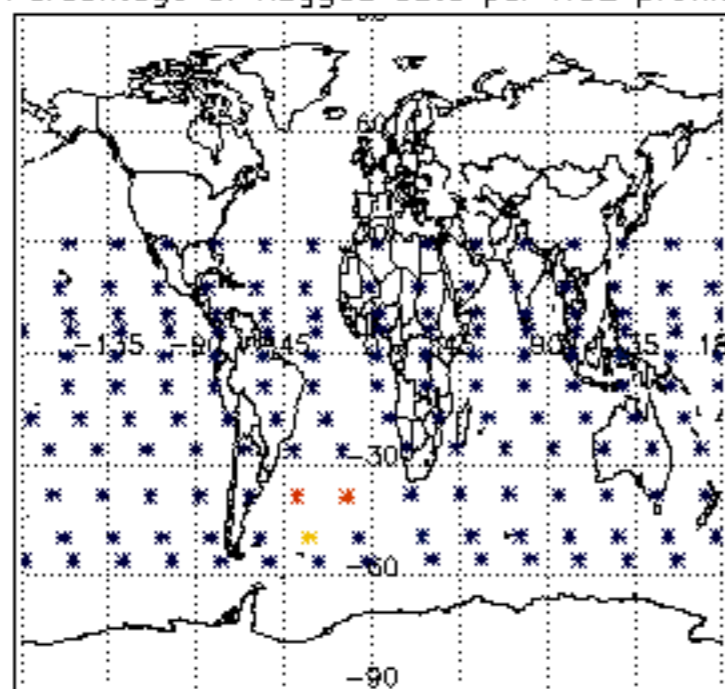
Percentage of flagged data per D3 profile



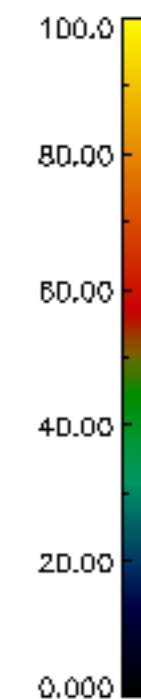
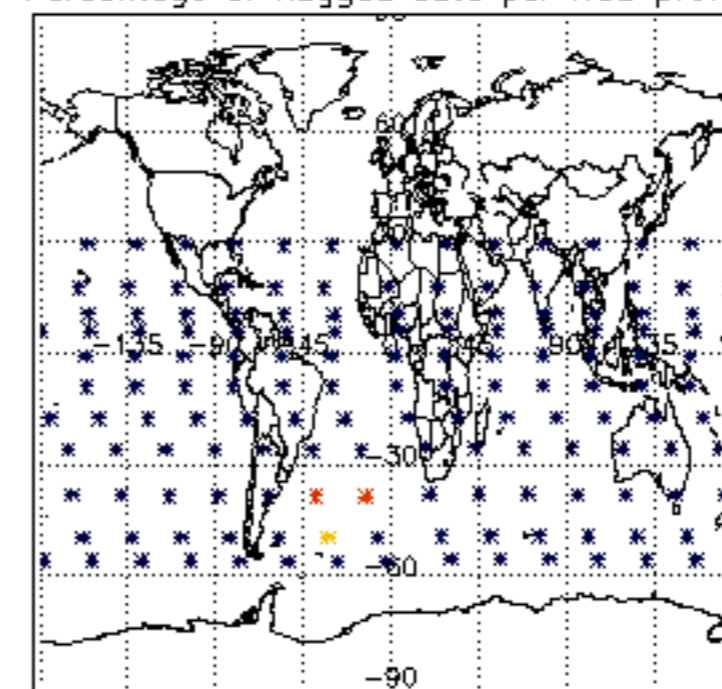
Percentage of flagged data per H2O profile

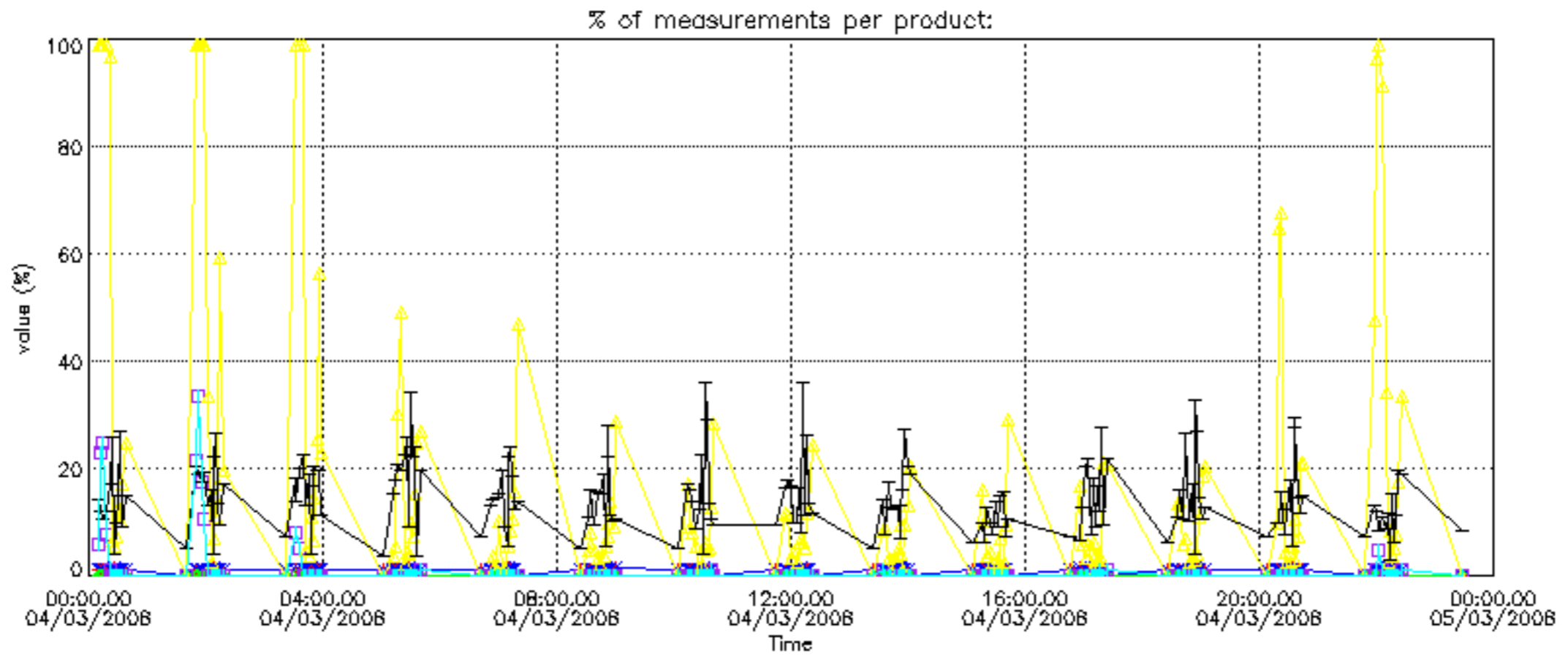


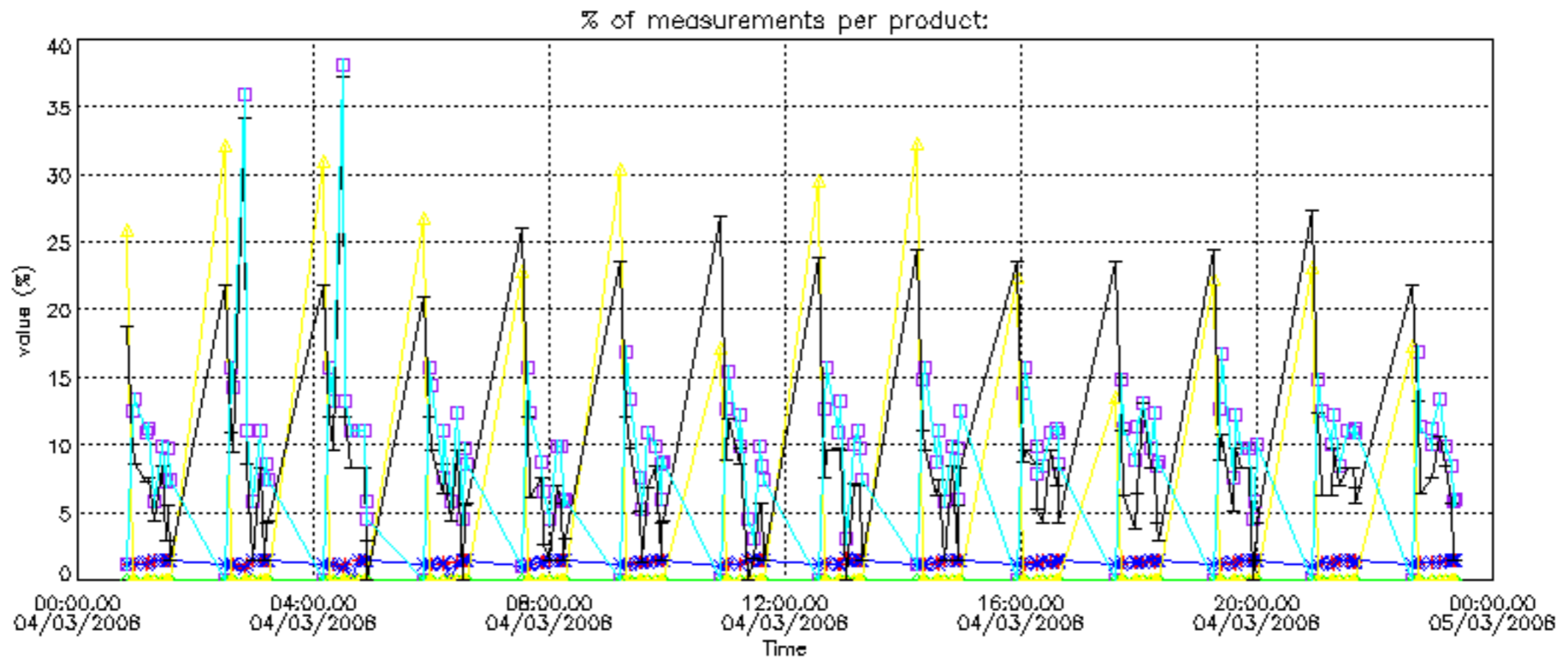
Percentage of flagged data per NO2 profile



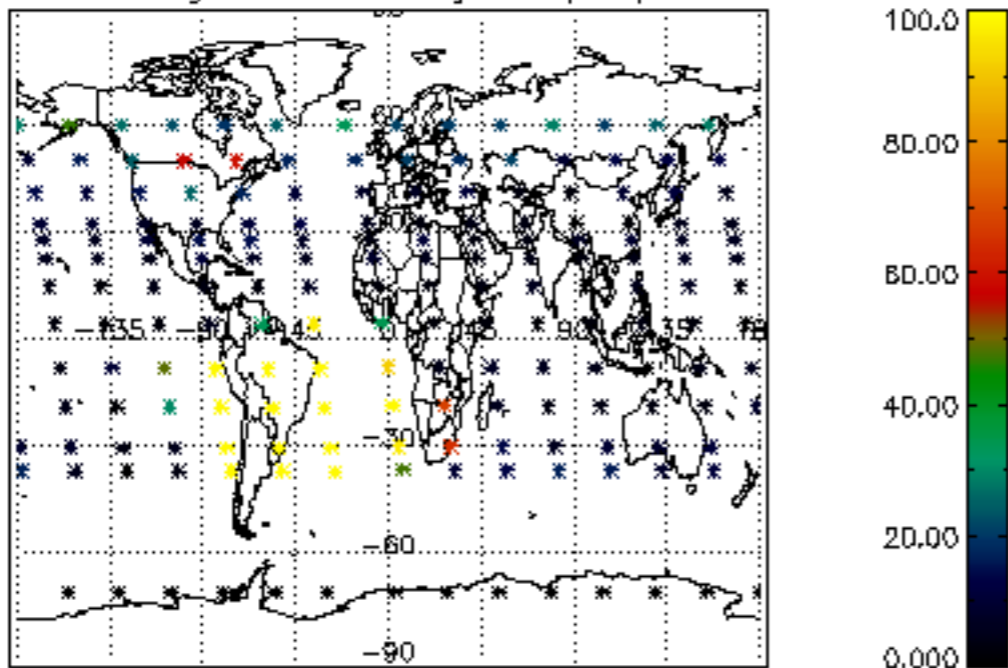
Percentage of flagged data per NO3 profile



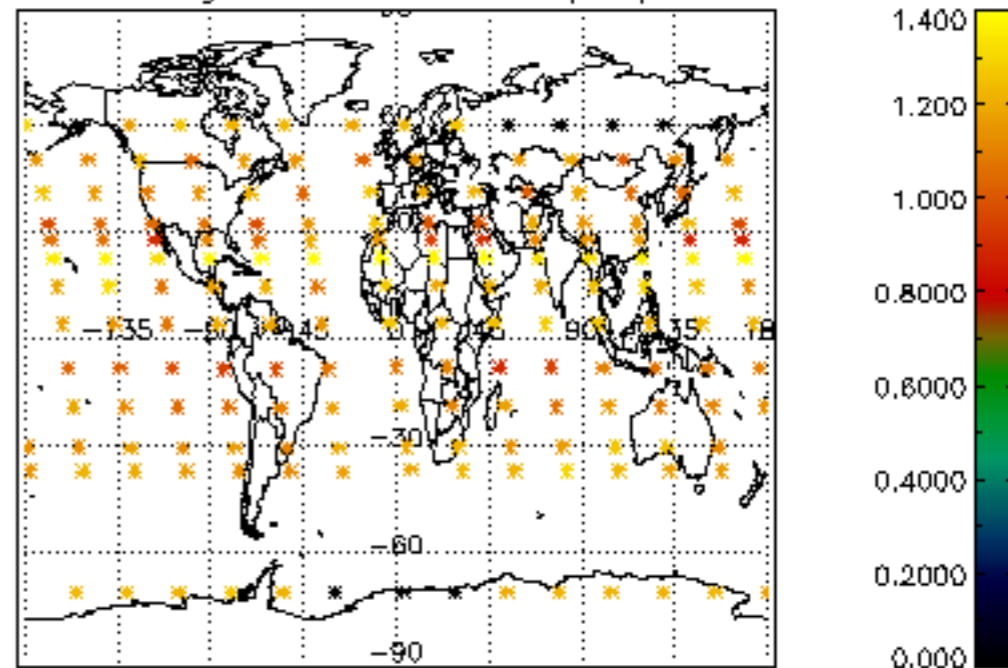




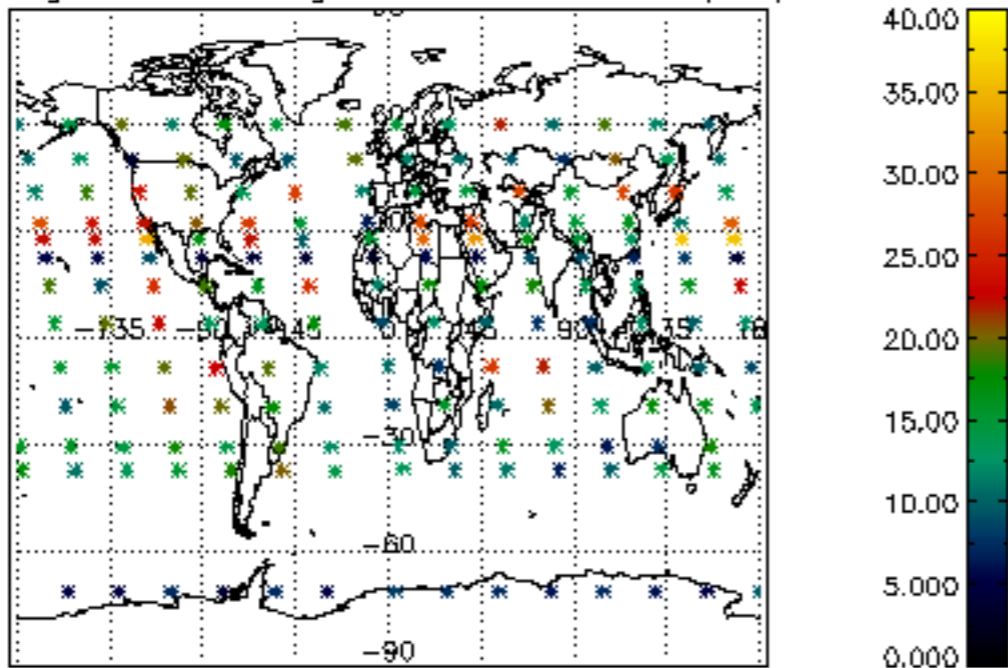
Percentage of cosmic ray hits per profile



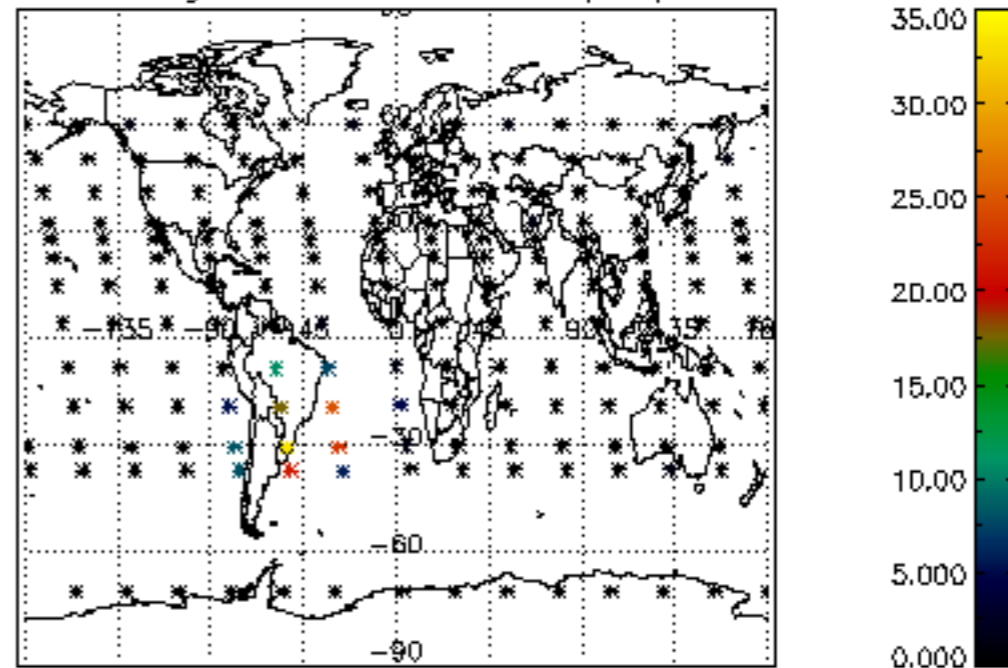
Percentage of datation errors per profile



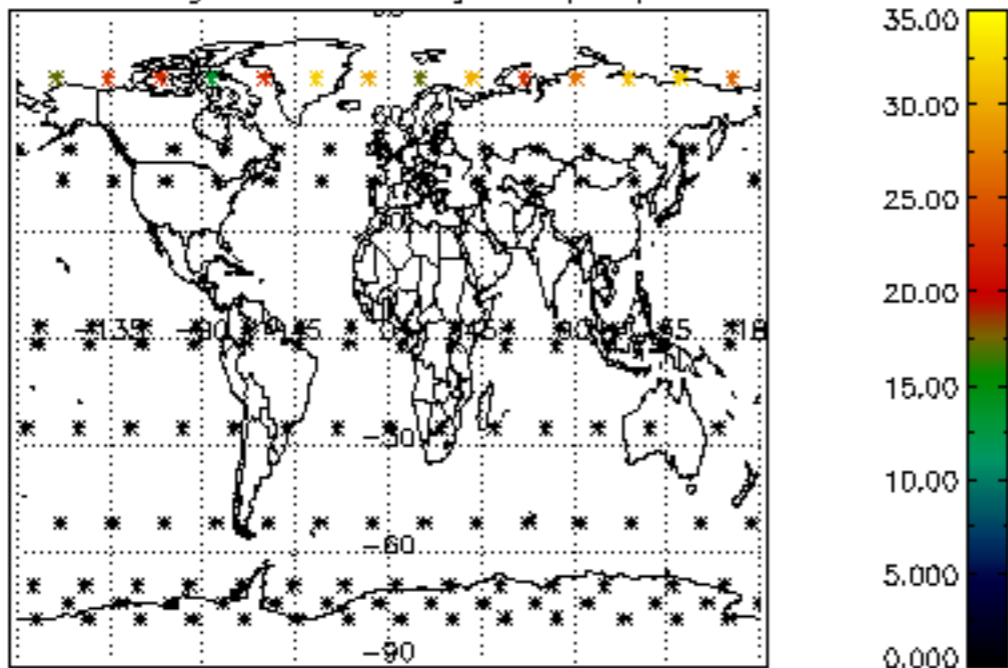
Percentage of star falling outside central band per profile



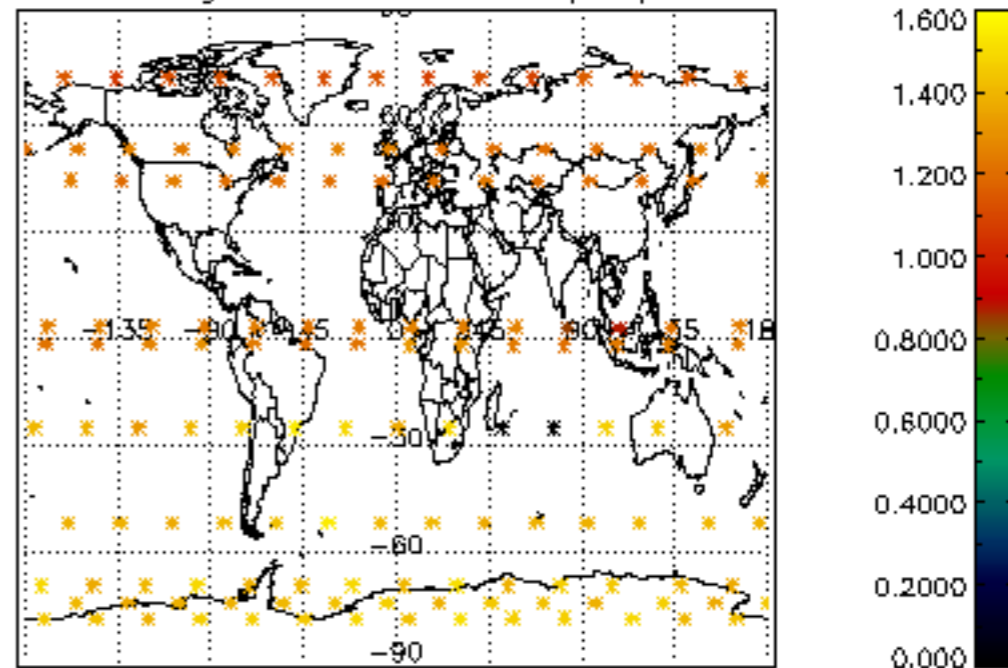
Percentage of saturation errors per profile



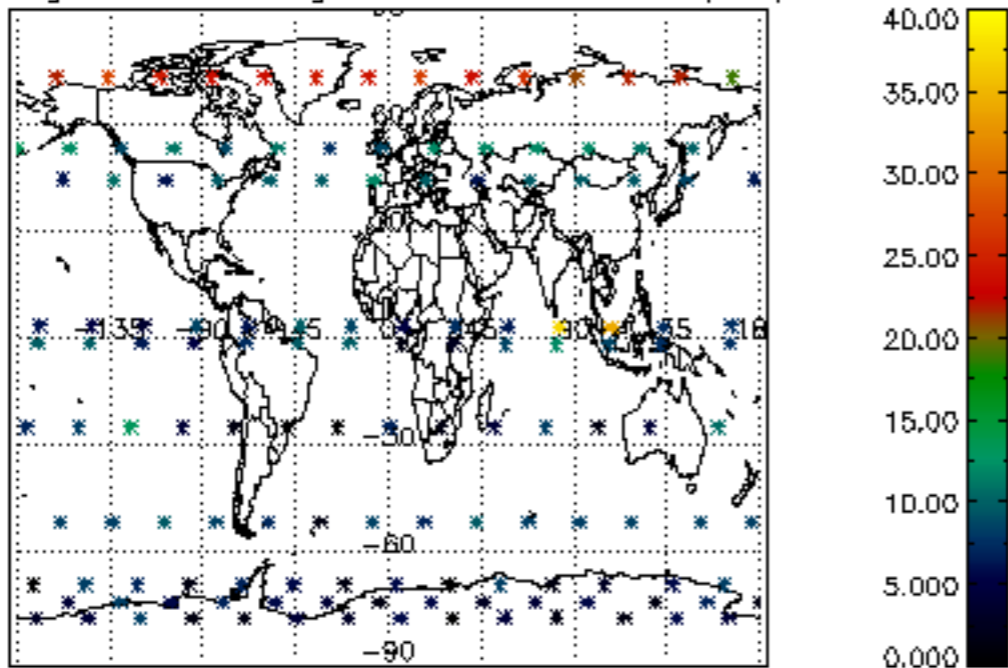
Percentage of cosmic ray hits per profile



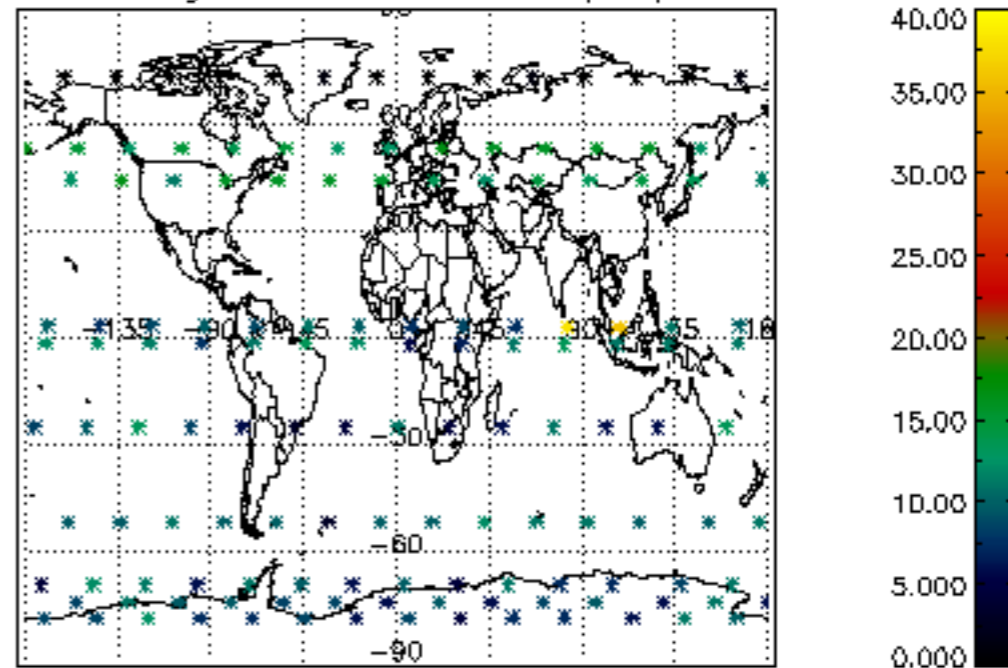
Percentage of datation errors per profile

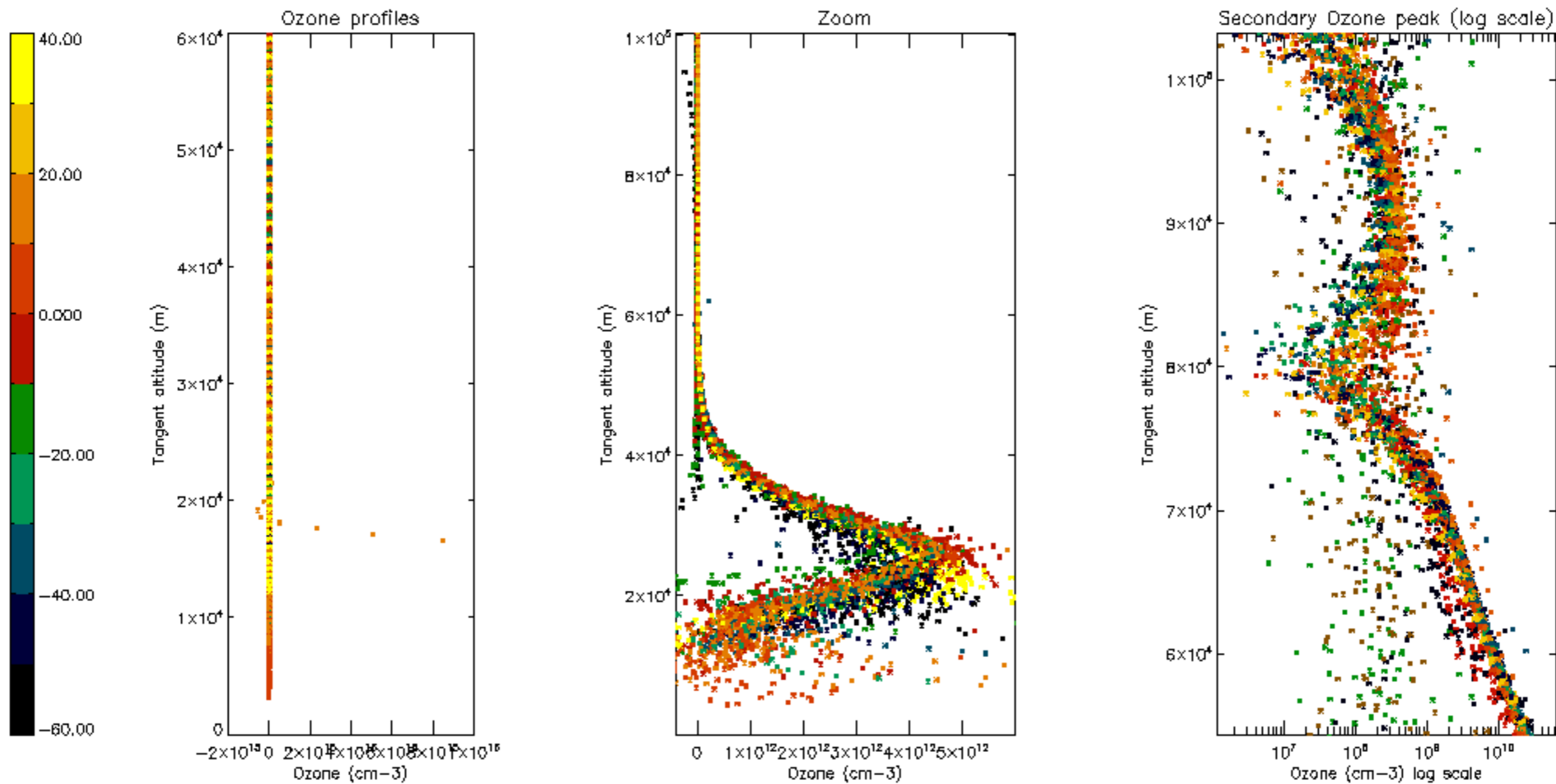


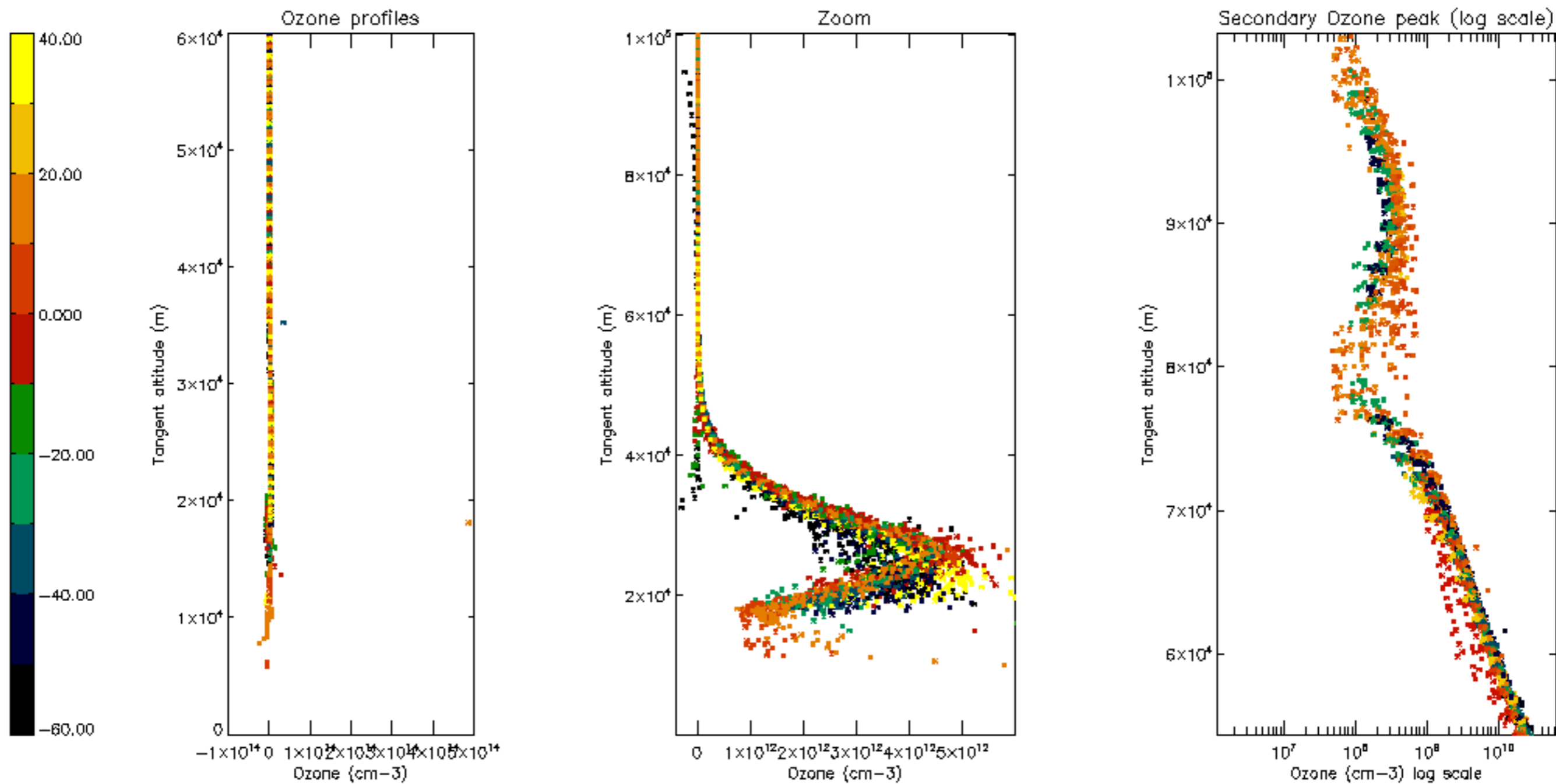
Percentage of star falling outside central band per profile

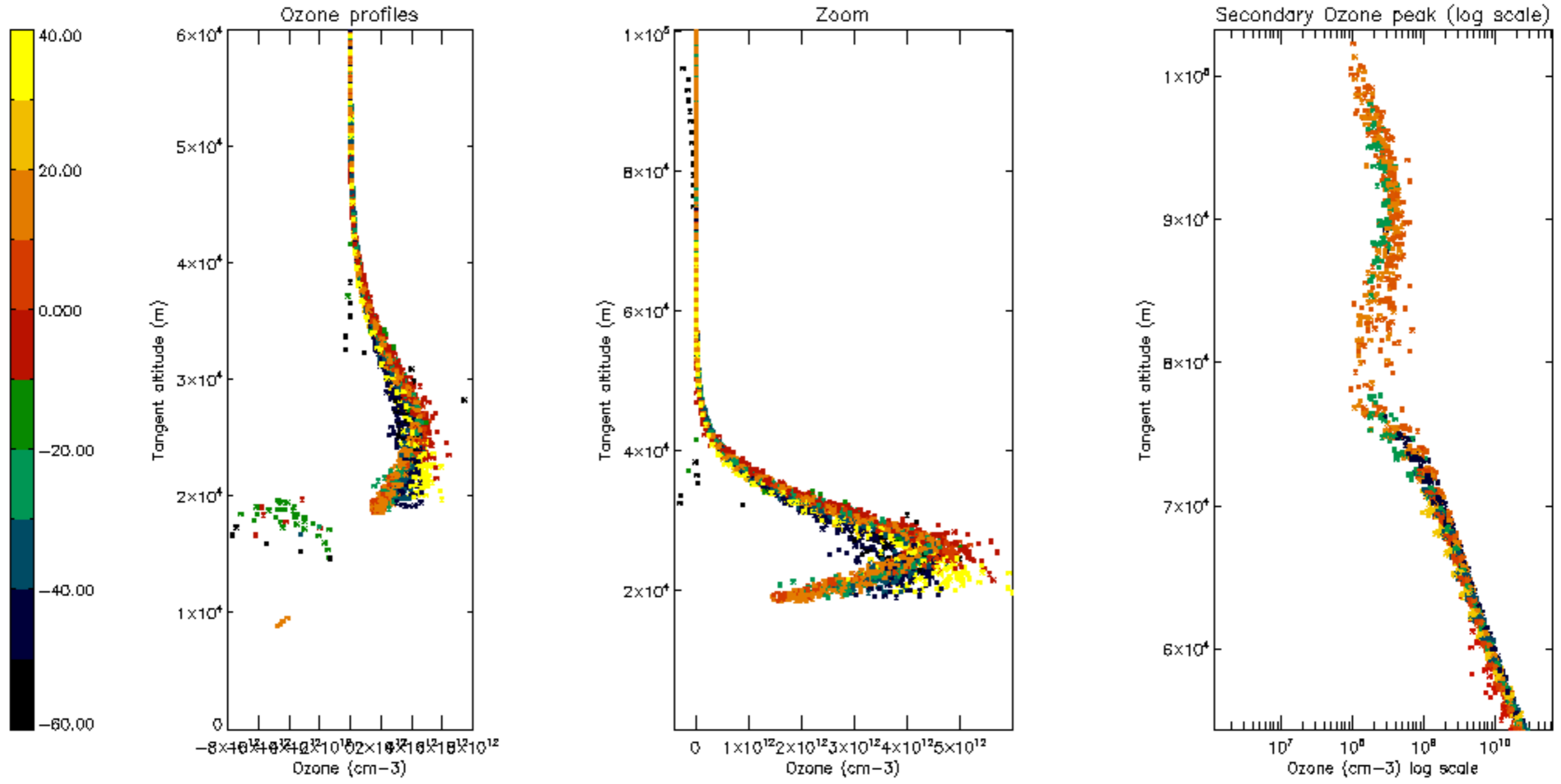


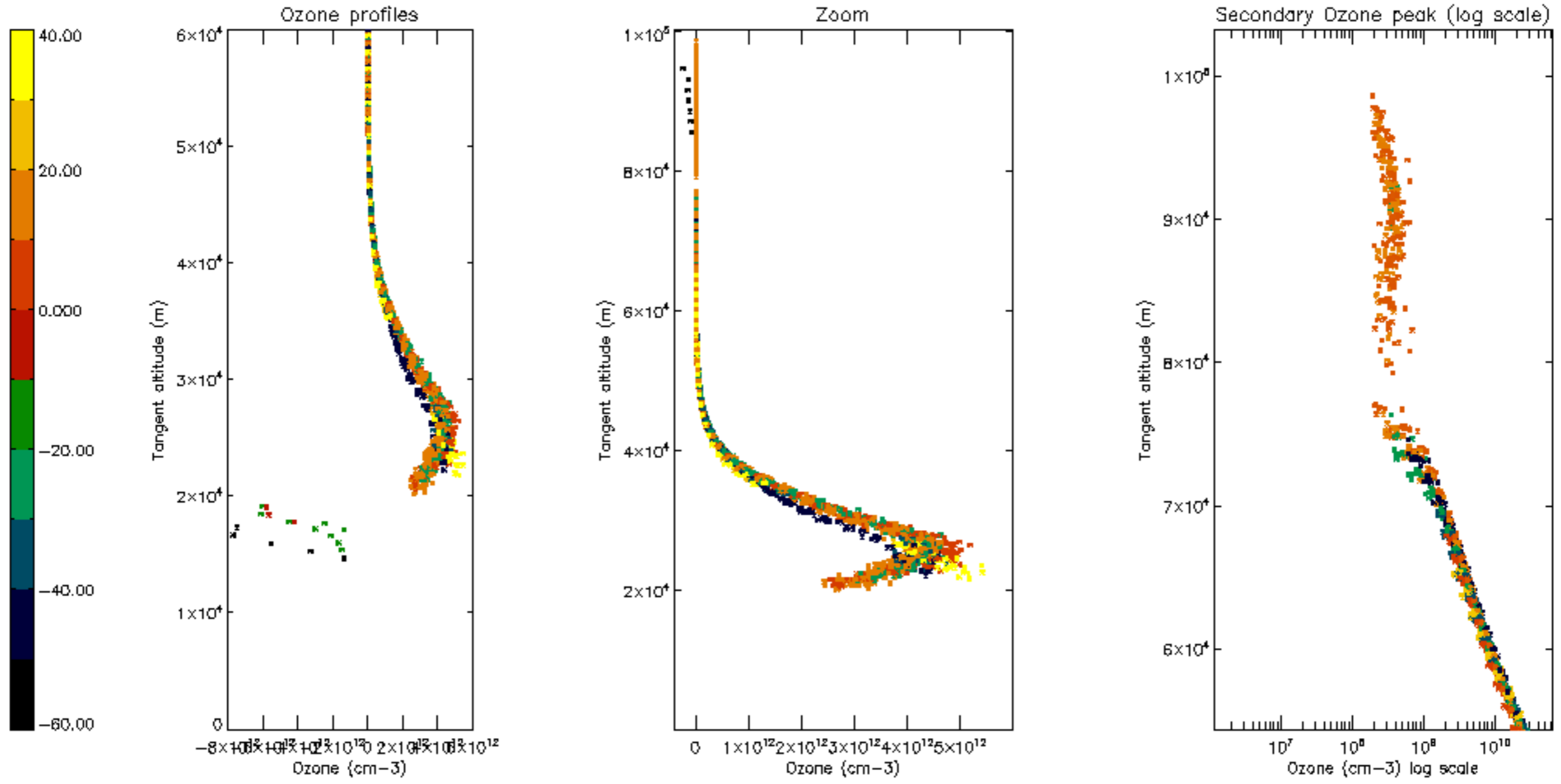
Percentage of saturation errors per profile

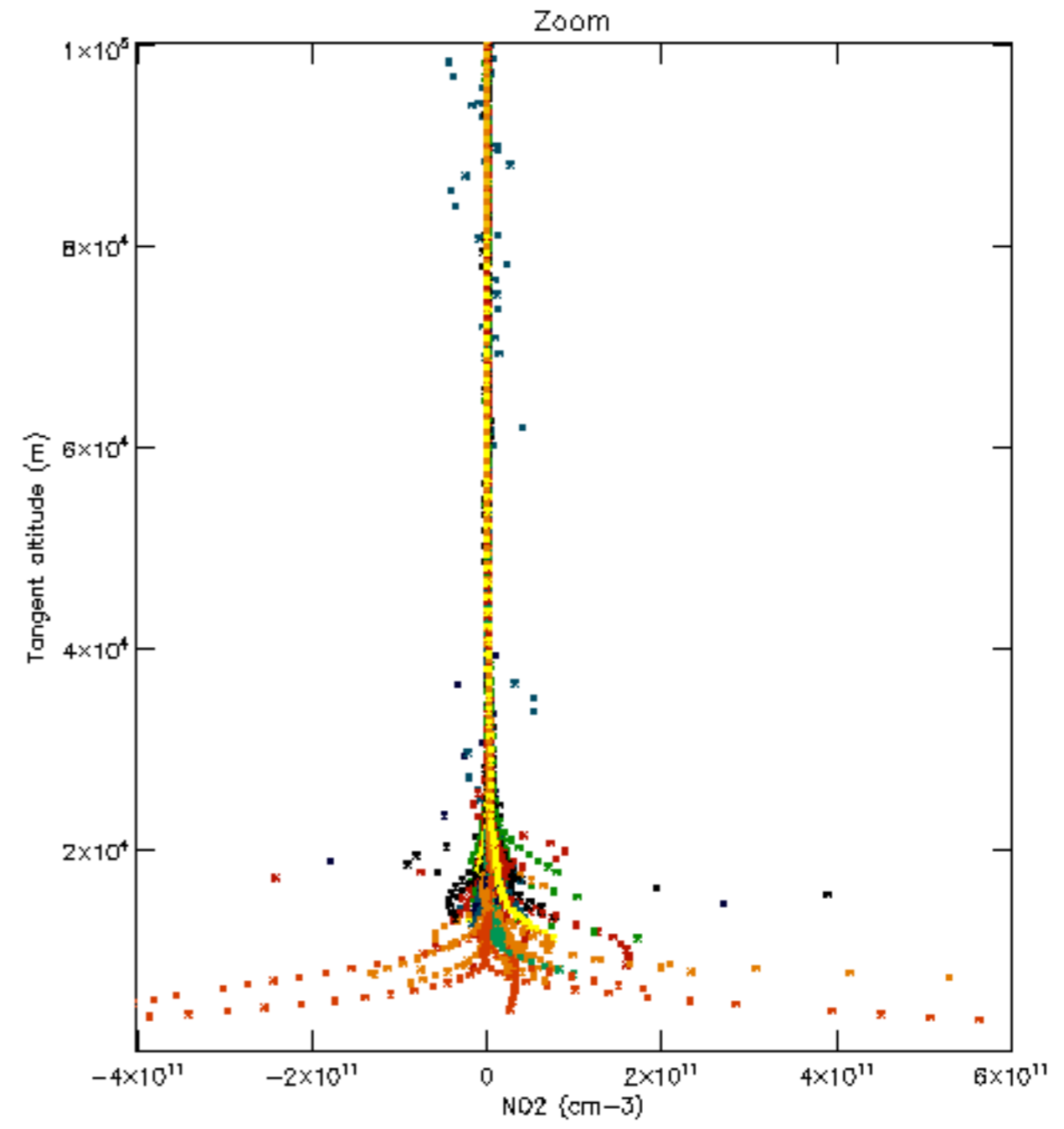
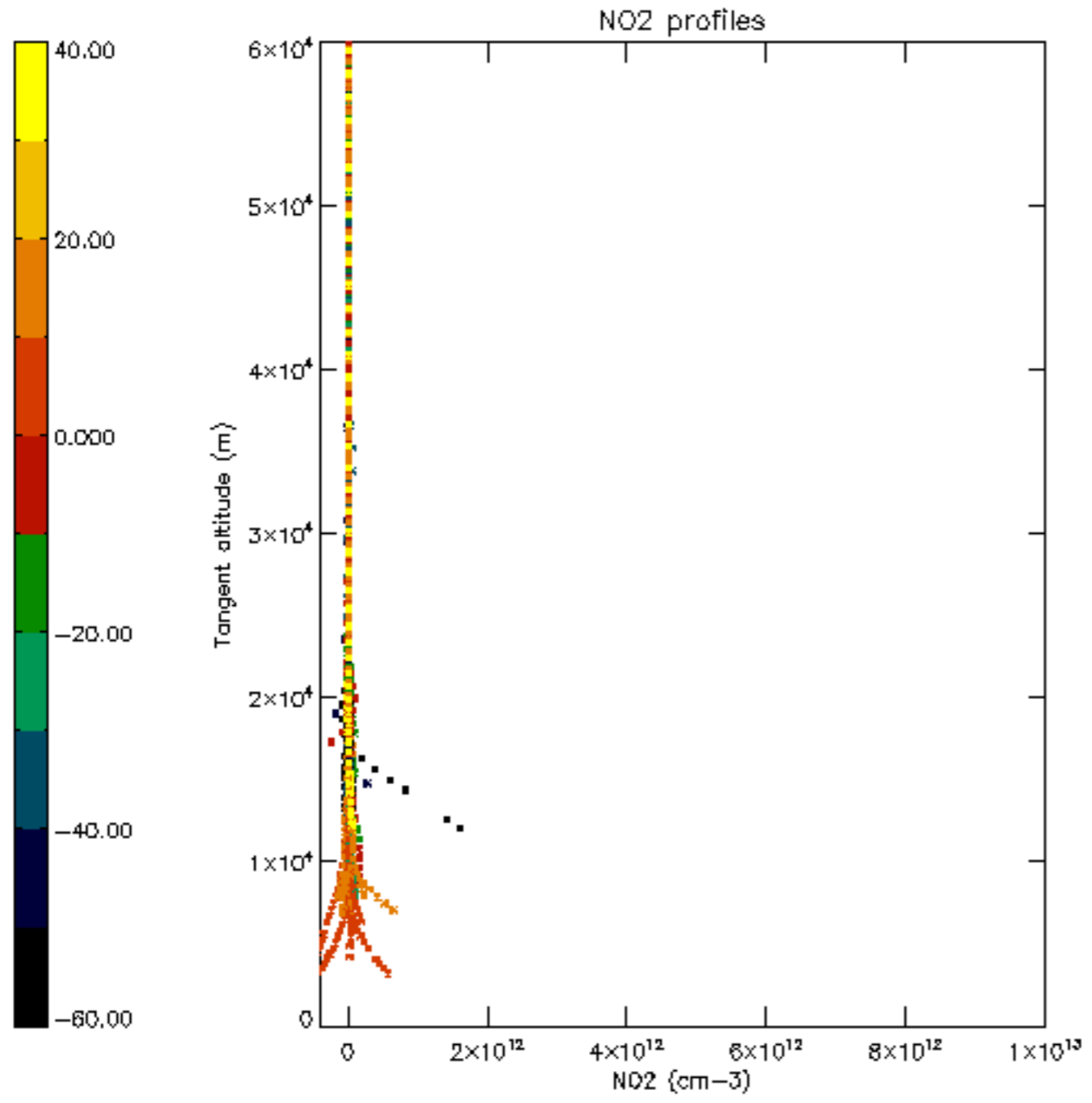


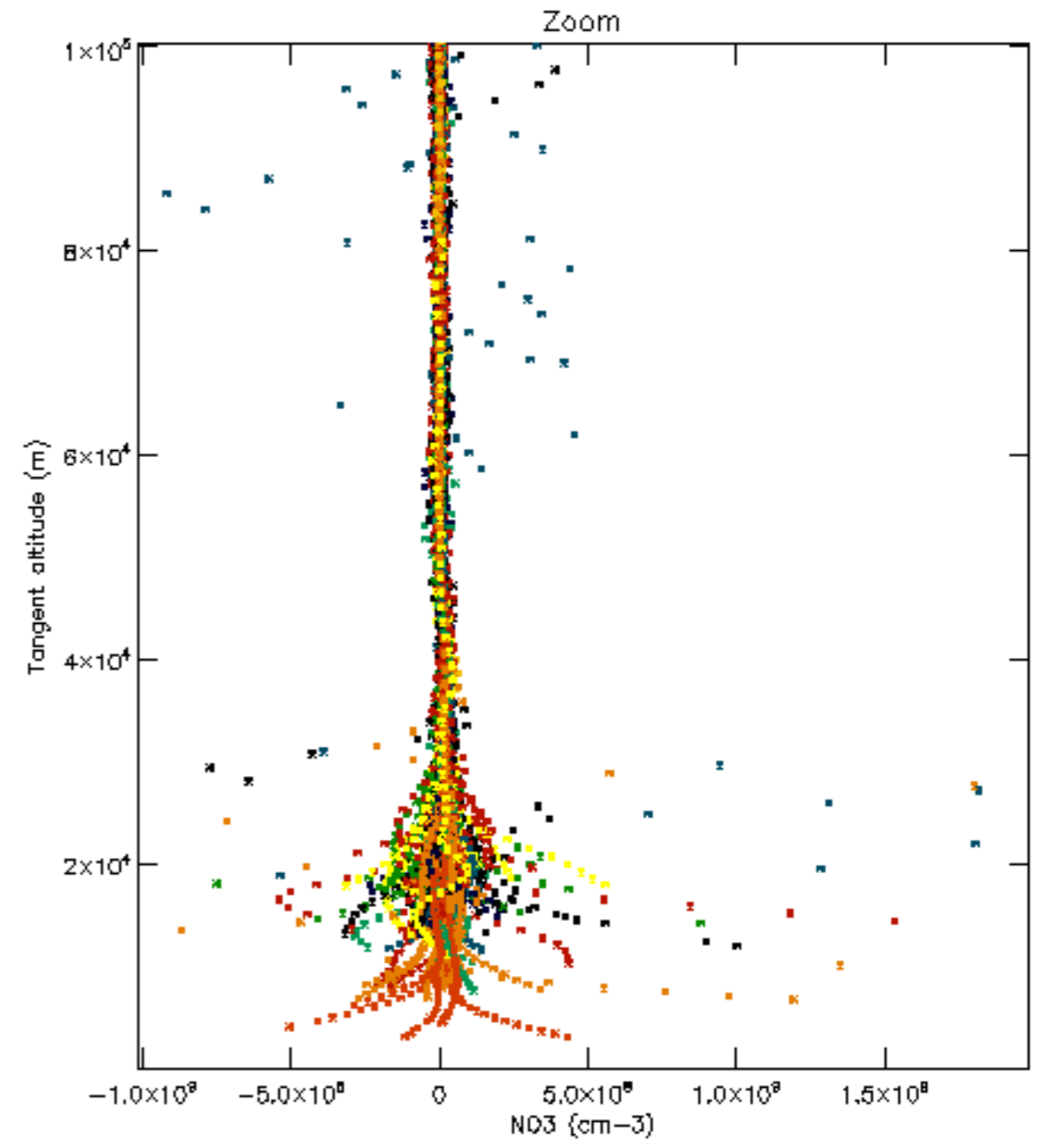
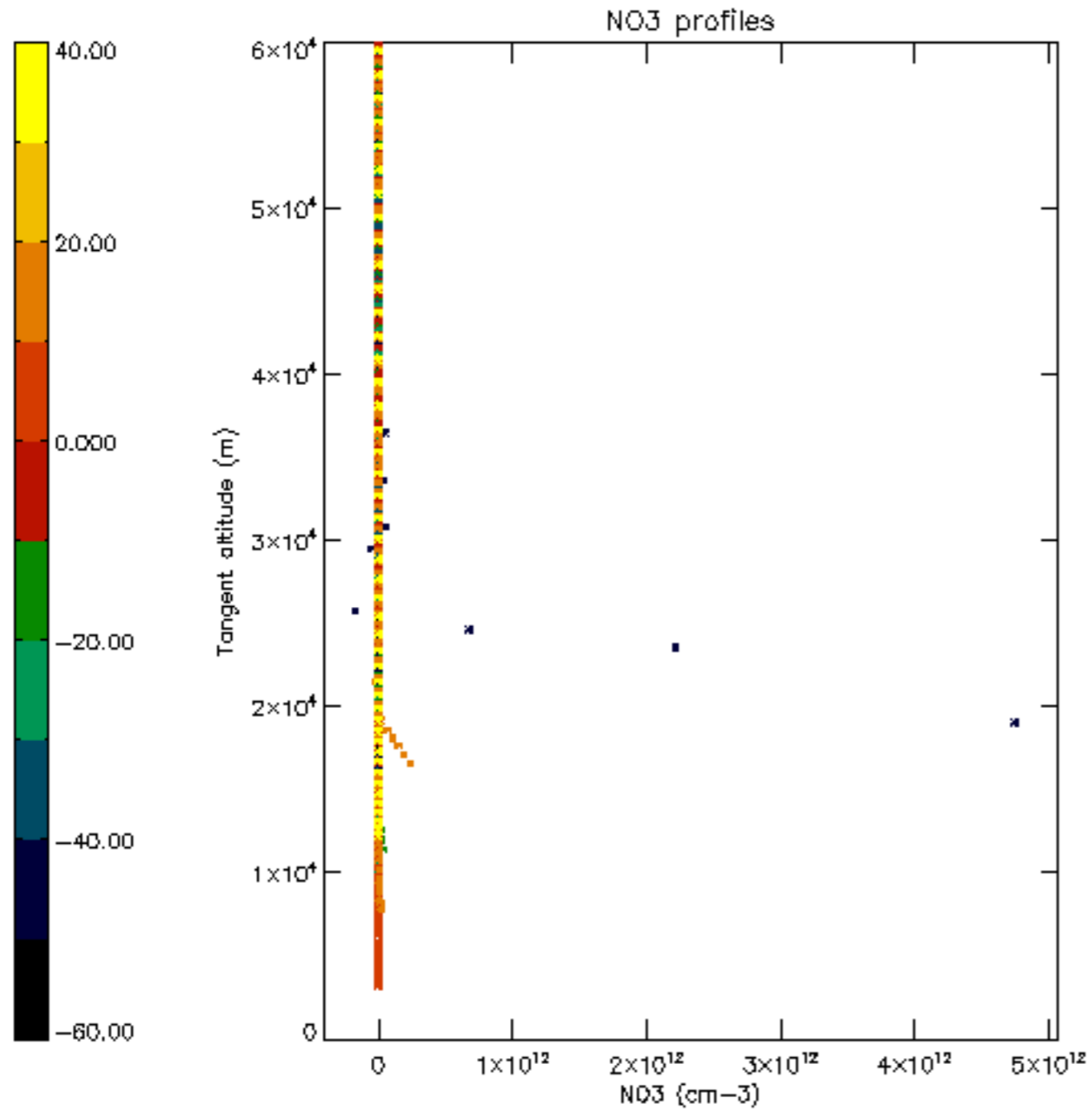


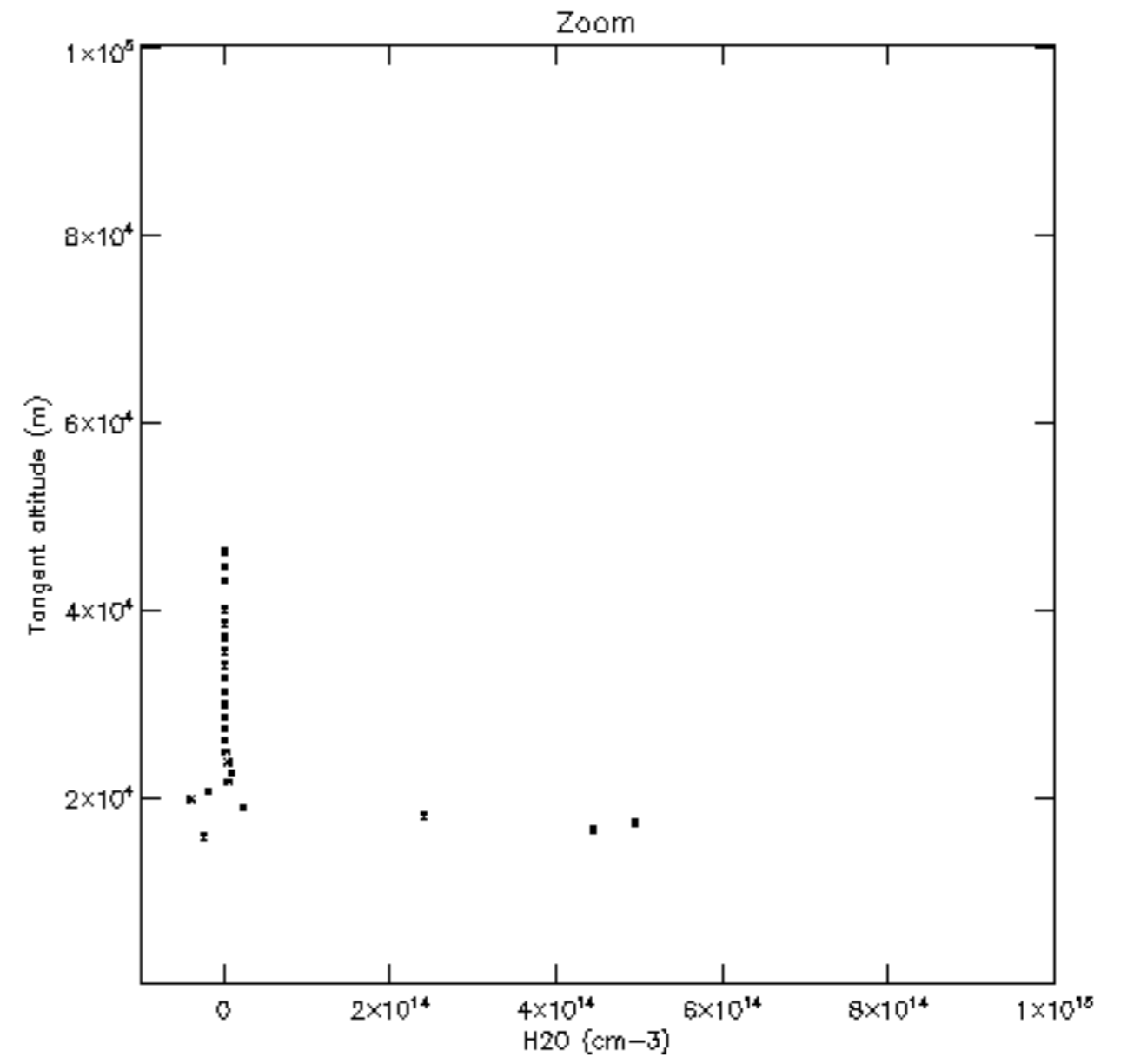
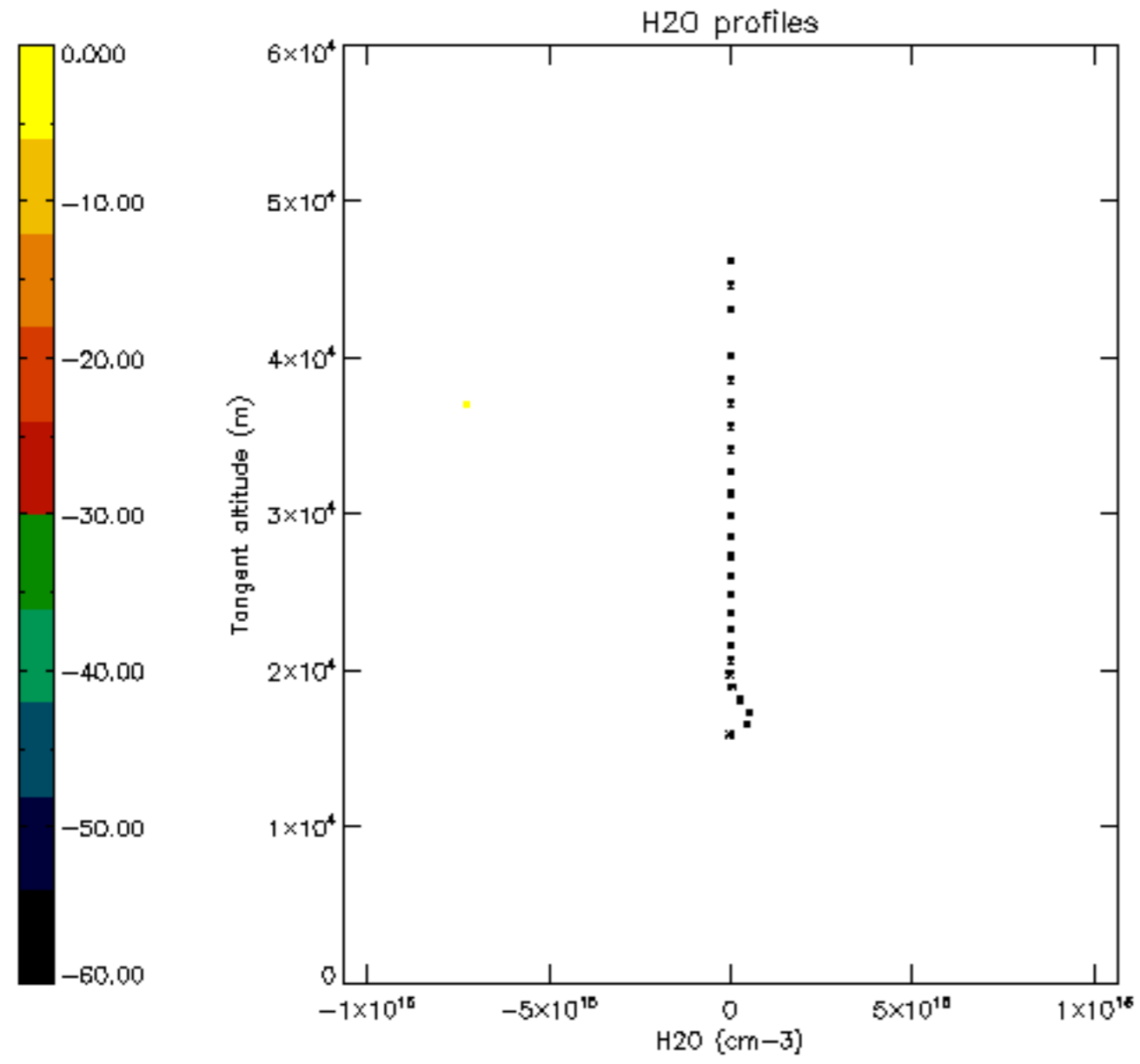


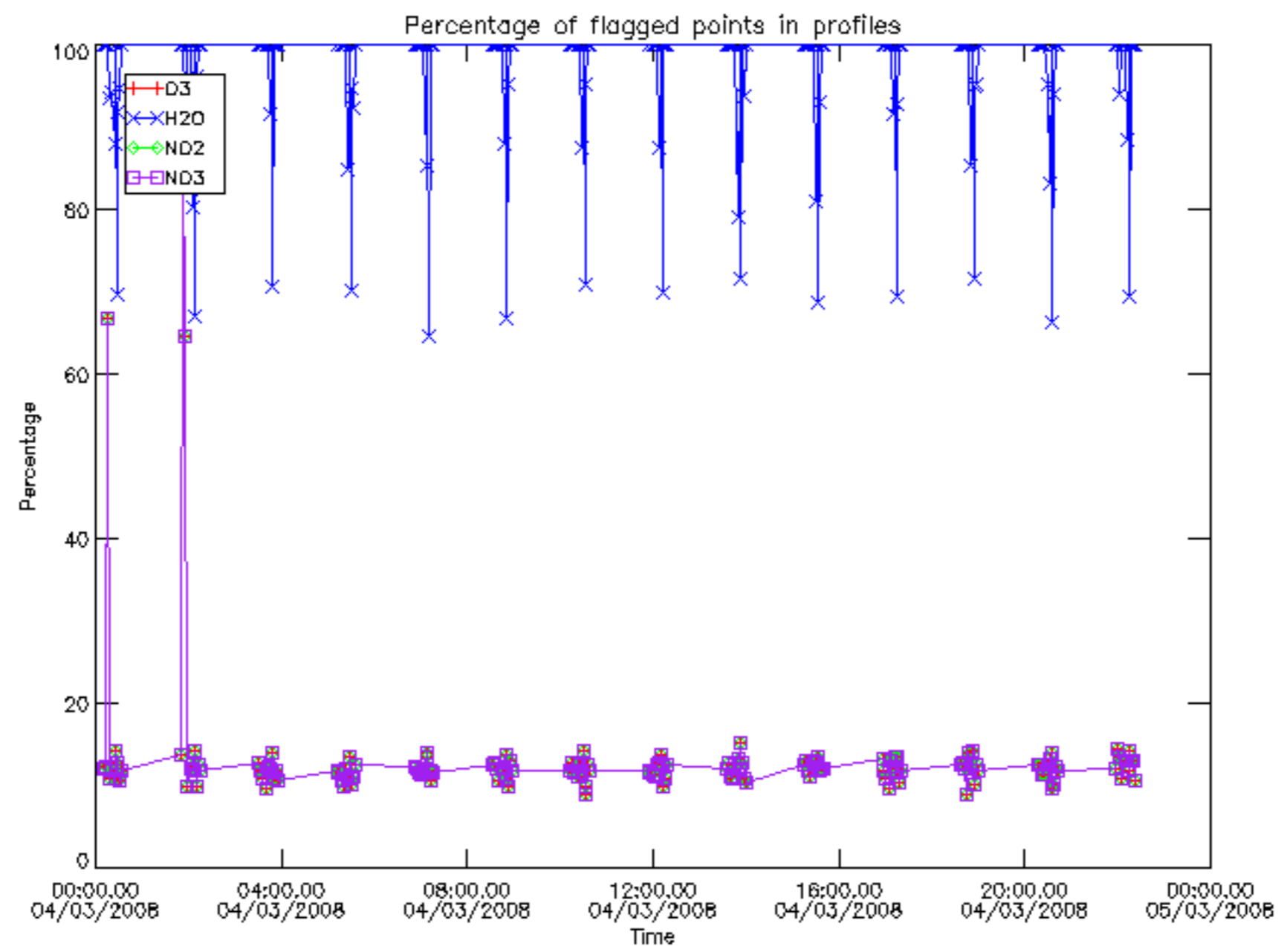




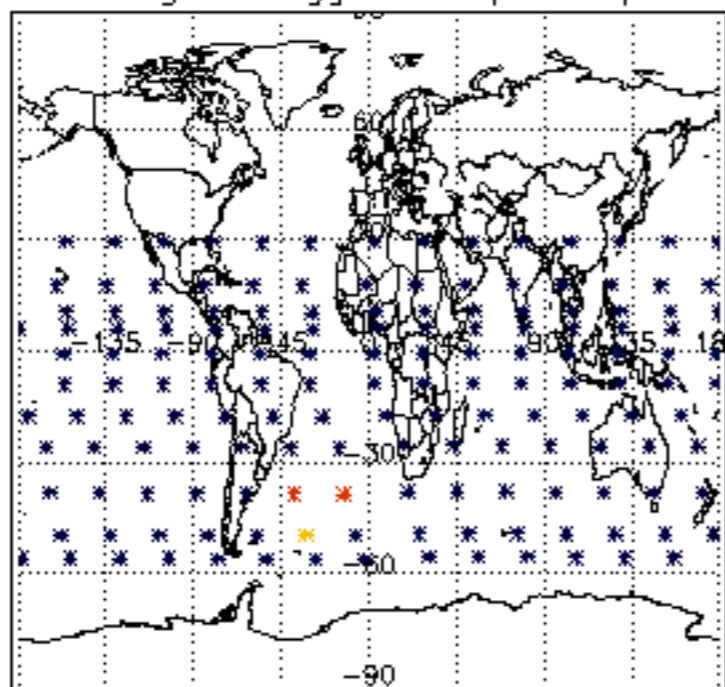




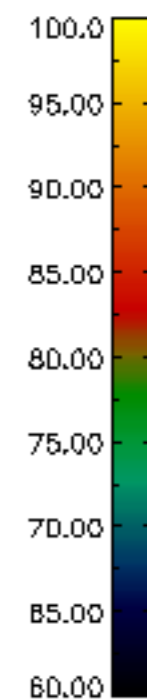
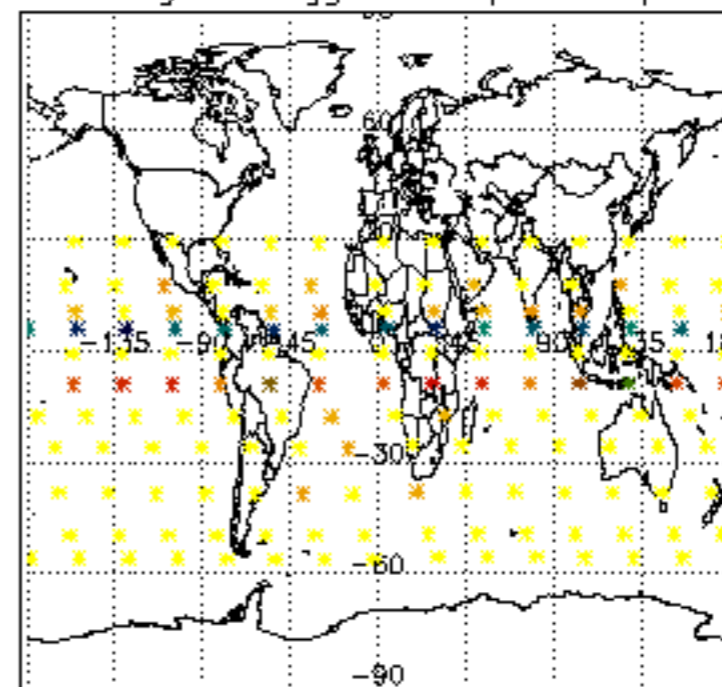




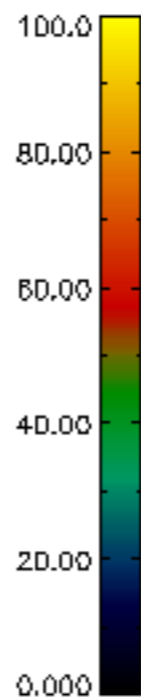
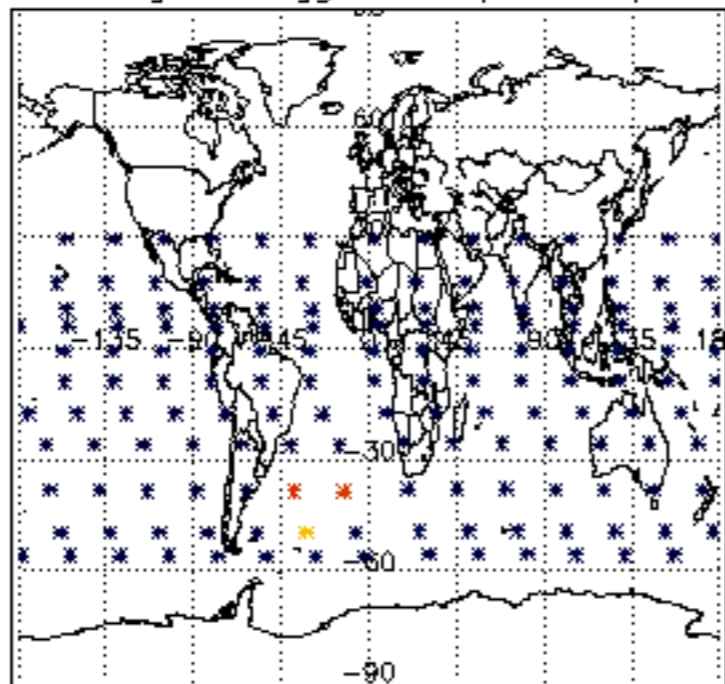
Percentage of flagged data per D3 profile



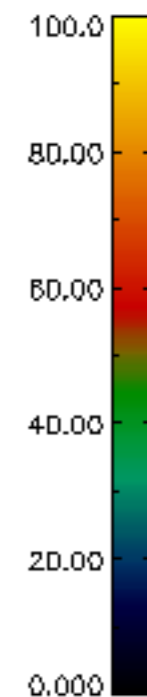
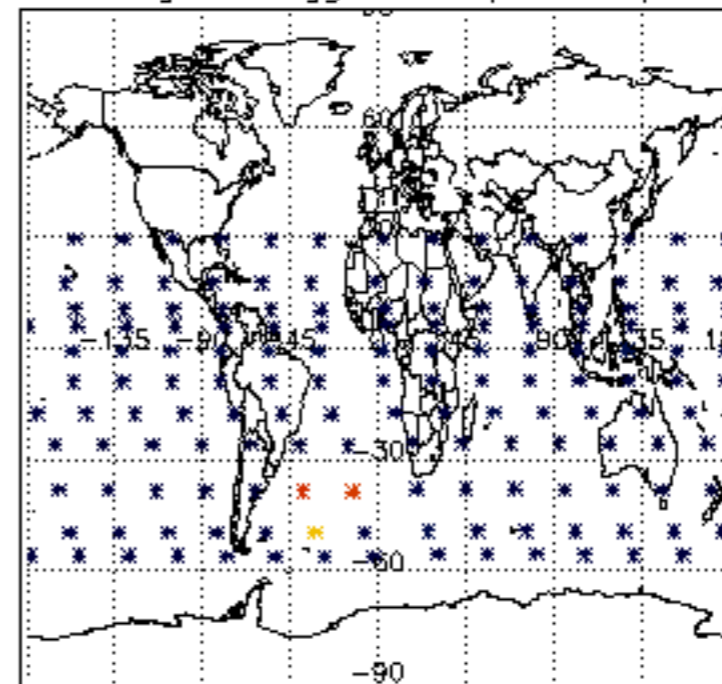
Percentage of flagged data per H2O profile

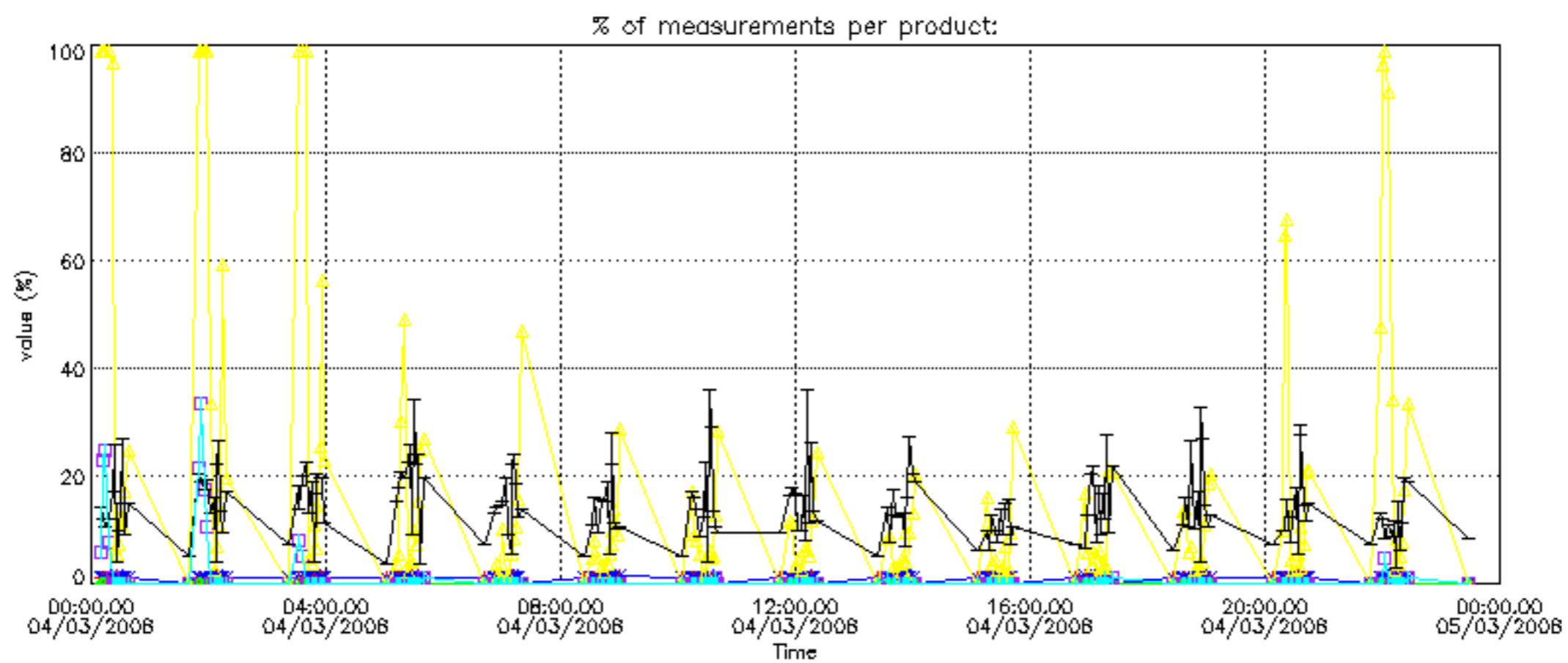


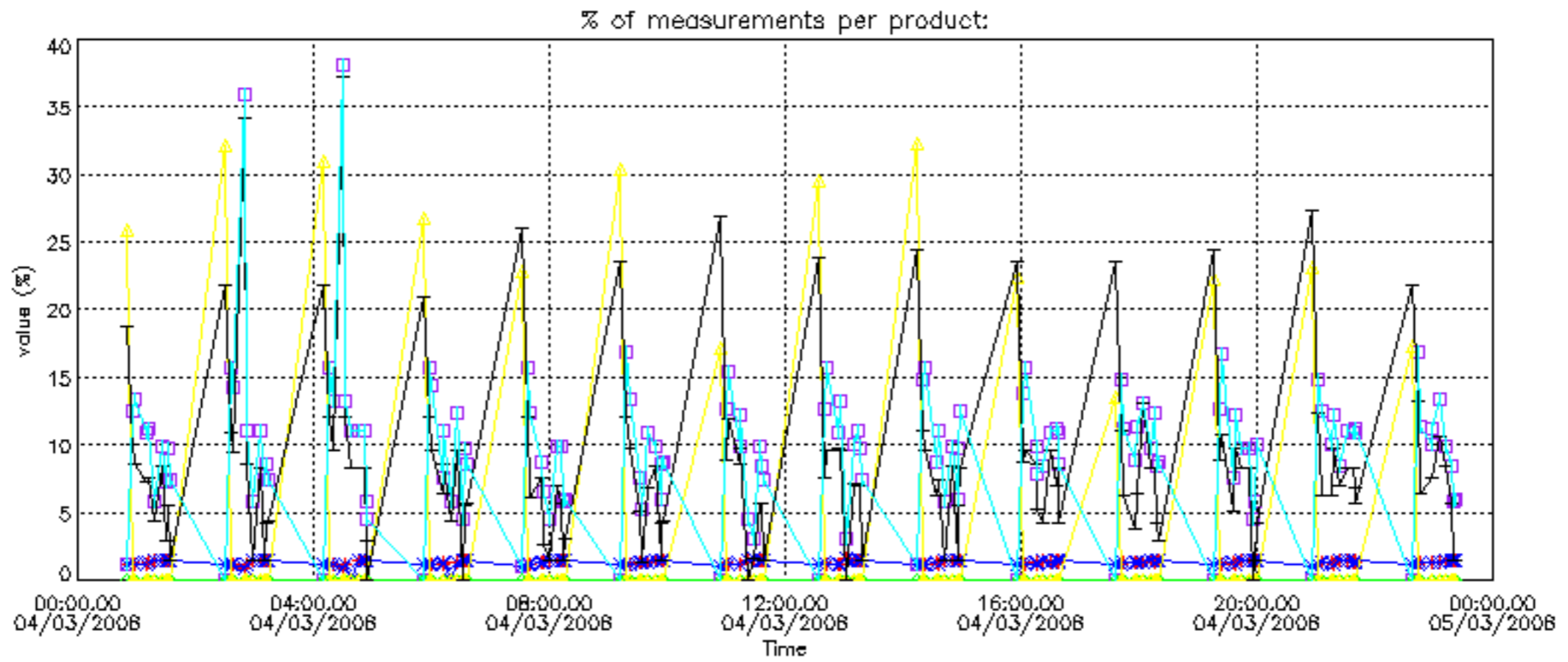
Percentage of flagged data per NO2 profile



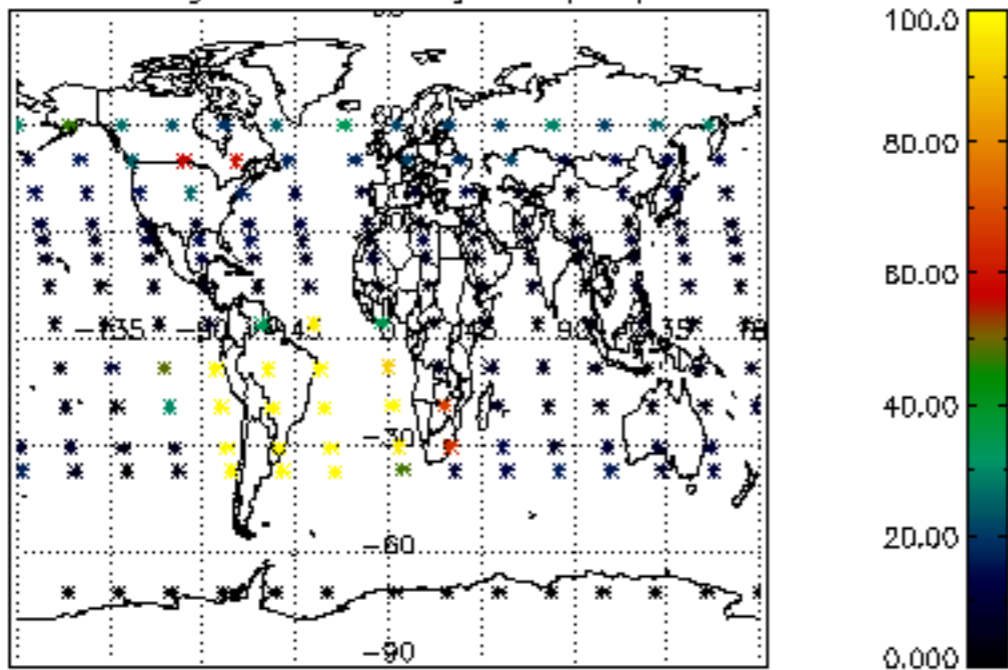
Percentage of flagged data per NO3 profile



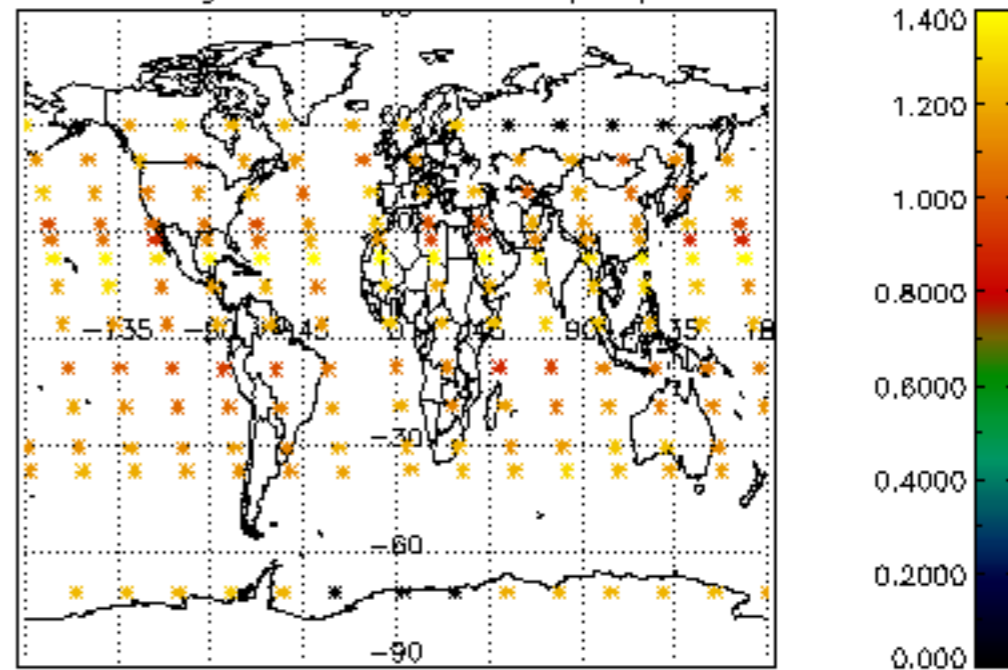




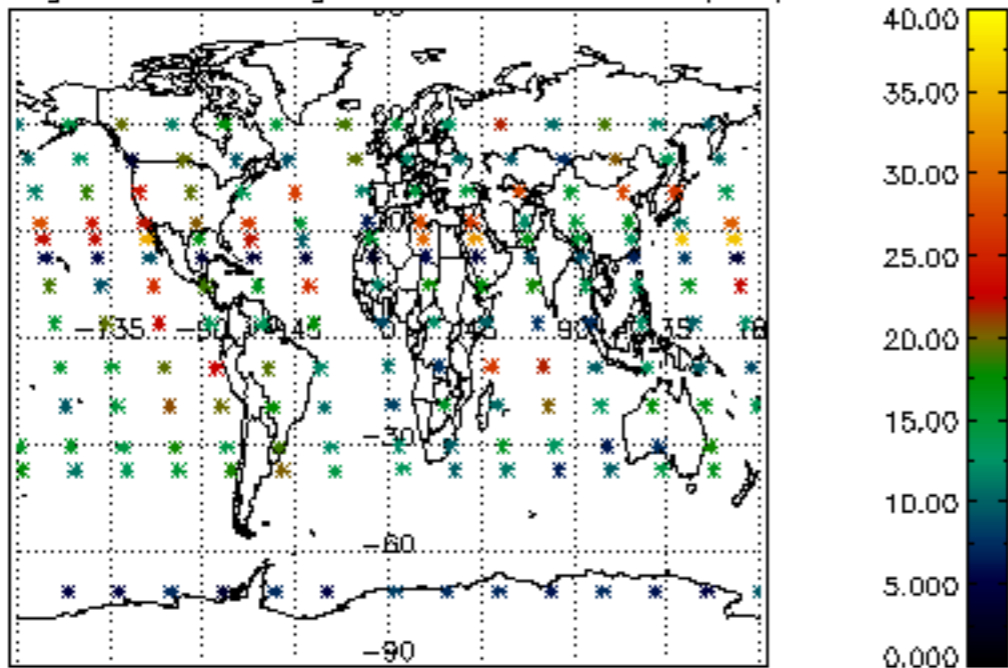
Percentage of cosmic ray hits per profile



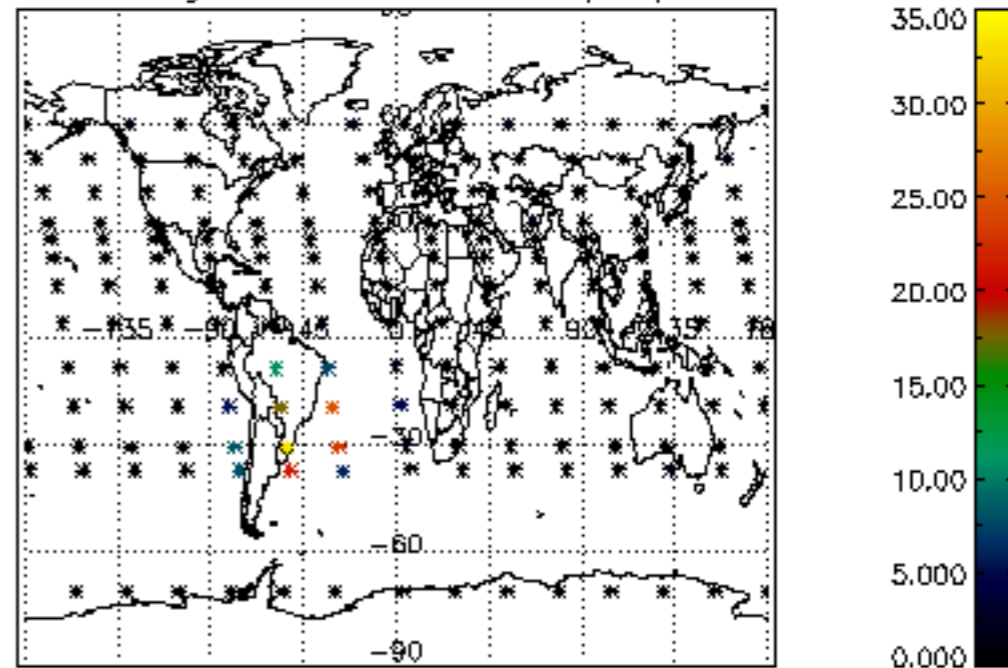
Percentage of datation errors per profile



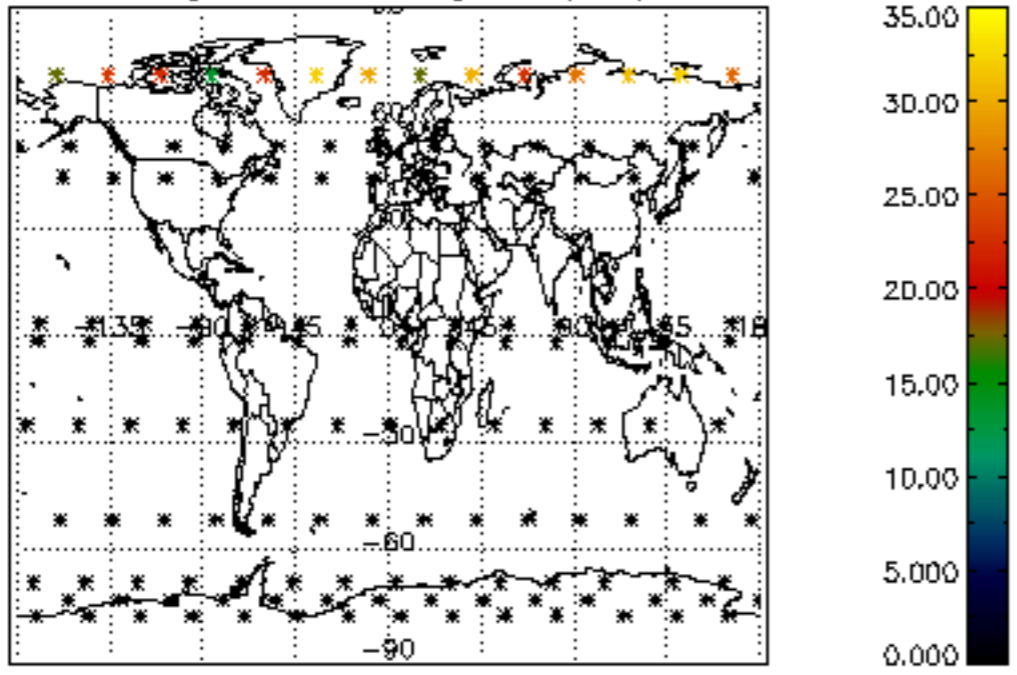
Percentage of star falling outside central band per profile



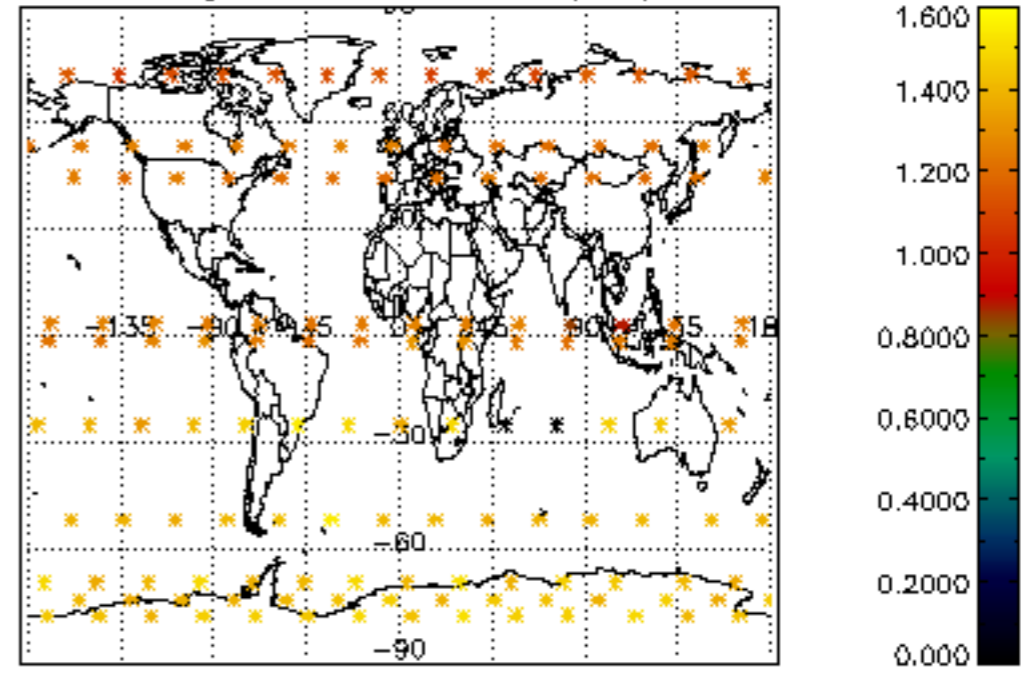
Percentage of saturation errors per profile



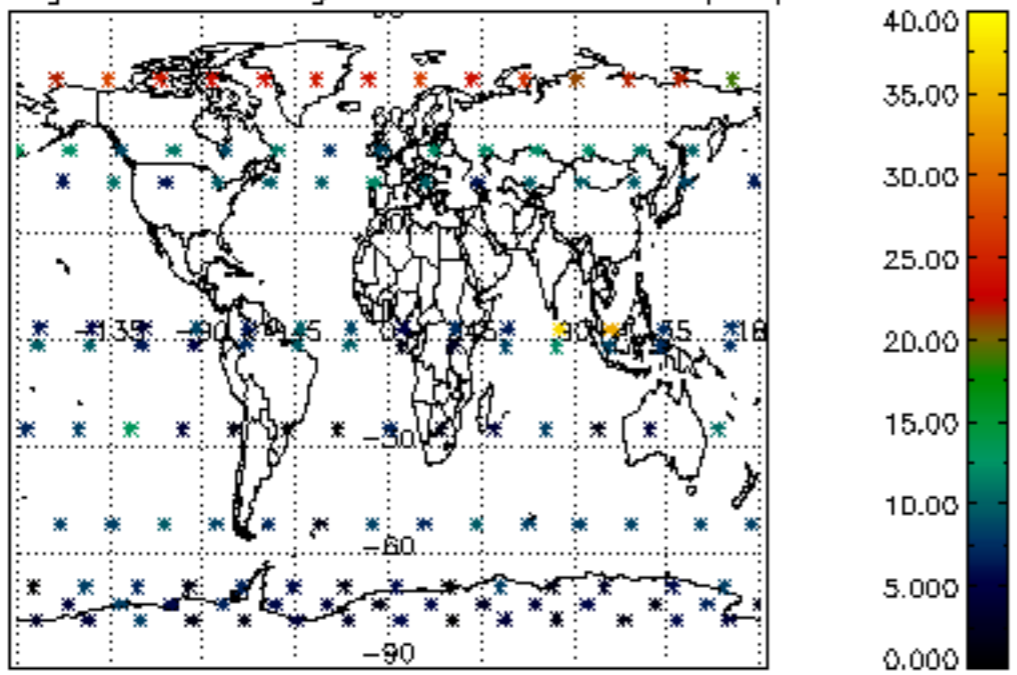
Percentage of cosmic ray hits per profile



Percentage of datation errors per profile



Percentage of star falling outside central band per profile



Percentage of saturation errors per profile

