

GOMOS Level 2 Daily Report

SUMMARY

[1. General Info](#)

[2. Summary of processed GOM_NL_2P products](#)

[3. Level 2 Quality information per product](#)

[3.1 Plot of level 2 quality information per product \(time dependant\)](#)

[3.2 Plot of level 2 quality information per product \(world map\)](#)

[4. Level 1 Quality information per product \(stored on level 2 products\)](#)

[4.1 Plot of level 1 quality information per product \(time dependant\)](#)

[4.1.1 Plot of level 1 quality information per product \(time dependant\): ASCENDING](#)

[4.1.2 Plot of level 1 quality information per product \(time dependant\): DESCENDING](#)

[4.2 Plot of level 1 quality information per product \(world map\)](#)

[4.2.1 Plot of level 1 quality information per product \(world map\): ASCENDING](#)

[4.2.2 Plot of level 1 quality information per product \(world map\): DESCENDING](#)

[5. Ozone profiles based on quality statistics and other trace gas profiles](#)

[5.1 Ozone statistics based on quality of products](#)

[5.2 Plot ozone profiles for all STD \(dark without errors\)](#)

[5.3 Plot ozone profiles where STD < 20% \(dark without errors\)](#)

[5.4. Plot ozone profiles where STD < 10% \(dark without errors\)](#)

[5.5. Plot ozone profiles where STD < 5% \(dark without errors\)](#)

[5.6 Plot NO2 profiles for all STD \(dark without errors\)](#)

[5.7 Plot NO3 profiles for all STD \(dark without errors\)](#)

[5.8 Plot H2O profiles \(only for occultations of stars 1,2,3,4,13,14,16,26,63 dark without errors\) for all STD](#)

[6. Auxiliary Data Files used for the production reported in section 2](#)

This report presents the daily analysis on parameters extracted from GOMOS level 2 data (GOM_NL__2P). It is intended to monitor some important parameters that will impact the quality of these products. A list of level 2 products (and content) that have arrived during the reporting day to the PCF is also given.

Item	Value
Time of report generation	25APR2013 11:11:30
Data source version	GOMOS/6.01
Start time of products	03-03-2008 (03MAR2008 00:00:00)
Stop time of products	04-03-2008 (04MAR2008 00:00:00)
Store outputs in DB	Yes
Nb of level 2 prods	328
Nb of prods with errors	0

2. Summary of processed GOM_NL__2P products.

Nr	Filename	UTC Start time	Limb	Duration	Star Id	Star Name	Star Mag	Star Temp	Nb Meas	Orbit	Prod. error
1	GOM_NL__2PRFIN20080303_000049_000000392066_00288_31404_9752.N1	03-MAR-2008 00:00:49	Bright	39.000	82	48Bet UMa	2.3650	10600.	78	31404	No
2	GOM_NL__2PRFIN20080303_000211_000000392066_00288_31404_9753.N1	03-MAR-2008 00:02:11	Bright	38.500	36	50Alp UMa	1.8000	6300.0	77	31404	No
3	GOM_NL__2PRFIN20080303_000836_000000352066_00288_31404_9754.N1	03-MAR-2008 00:08:36	Bright	34.500	49	1Alp UMi	1.9900	6300.0	69	31404	No
4	GOM_NL__2PRFIN20080303_001609_000000352066_00288_31404_9755.N1	03-MAR-2008 00:16:09	Bright	35.000	89	5Alp Cep	2.4510	8000.0	70	31404	No
5	GOM_NL__2PRFIN20080303_002115_000000352066_00288_31404_9756.N1	03-MAR-2008 00:21:15	Bright	35.000	19	50Alp Cyg	1.2460	10500.	70	31404	No
6	GOM_NL__2PRFIN20080303_002249_000000372066_00288_31404_9757.N1	03-MAR-2008 00:22:49	Bright	36.500	66	37Gam Cyg	2.2080	5900.0	73	31404	No
7	GOM_NL__2PRFIN20080303_002423_000000352066_00288_31404_9758.N1	03-MAR-2008 00:24:23	Bright	34.500	92	53Eps Cyg	2.5000	4500.0	69	31404	No
8	GOM_NL__2PRFIN20080303_003130_000000392066_00288_31404_9759.N1	03-MAR-2008 00:31:30	Bright	39.000	168	17Zet Aql	2.9860	11000.	78	31404	No
9	GOM_NL__2PRFIN20080303_004123_000000422066_00288_31404_9760.N1	03-MAR-2008 00:41:23	Dark	42.000	155	41Pi Sgr	2.9000	6600.0	84	31404	No
10	GOM_NL__2PRFIN20080303_004314_000000452066_00288_31404_9761.N1	03-MAR-2008 00:43:14	Dark	44.500	57	34Sig Sgr	2.0660	26000.	89	31404	No
11	GOM_NL__2PRFIN20080303_004624_000000472066_00288_31404_9762.N1	03-MAR-2008 00:46:24	Dark	46.500	38	20Eps Sgr	1.8360	11000.	93	31404	No
12	GOM_NL__2PRFIN20080303_004922_000000442066_00288_31404_9763.N1	03-MAR-2008 00:49:22	Dark	44.000	25	35Lam Sco	1.6200	28000.	88	31404	No
13	GOM_NL__2PRFIN20080303_005556_000000382066_00289_31405_9798.N1	03-MAR-2008 00:55:56	Dark	38.000	43	Alp TrA	1.9100	4250.0	76	31405	No
14	GOM_NL__2PRFIN20080303_005807_000000372066_00289_31405_9799.N1	03-MAR-2008 00:58:07	Dark	37.000	145	Gam TrA	2.8720	10600.	74	31405	No
15	GOM_NL__2PRFIN20080303_005931_000000462066_00289_31405_9800.N1	03-MAR-2008 00:59:31	Dark	45.500	4	Alp1Cen	-0.010000	5800.0	91	31405	No
16	GOM_NL__2PRFIN20080303_010049_000000442066_00289_31405_9801.N1	03-MAR-2008 01:00:49	Dark	43.500	10	Bet Cen	0.61000	28000.	87	31405	No
17	GOM_NL__2PRFIN20080303_010318_000000422066_00289_31405_9802.N1	03-MAR-2008 01:03:18	Dark	42.000	12	Alp1Cru	0.77500	30000.	84	31405	No
18	GOM_NL__2PRFIN20080303_010551_000000462066_00289_31405_9803.N1	03-MAR-2008 01:05:51	Dark	45.500	64	Gam Cen	2.2000	10600.	91	31405	No
19	GOM_NL__2PRFIN20080303_010847_000000422066_00289_31405_9804.N1	03-MAR-2008 01:08:47	Straylight	42.000	113	Mu Vel	2.6920	5000.0	84	31405	No
20	GOM_NL__2PRFIN20080303_012115_000000462066_00289_31405_9805.N1	03-MAR-2008 01:21:15	Twilight_stray	45.500	48	30Alp Hya	1.9770	4100.0	91	31405	No
21	GOM_NL__2PRFIN20080303_012717_000000422066_00289_31405_9806.N1	03-MAR-2008 01:27:17	Bright	42.000	22	32Alp Leo	1.3600	15200.	84	31405	No
22	GOM_NL__2PRFIN20080303_012950_000000422066_00289_31405_9807.N1	03-MAR-2008 01:29:50	Bright	41.500	51	41Gam1Leo	2.0100	4500.0	83	31405	No
23	GOM_NL__2PRFIN20080303_014125_000000402066_00289_31405_9808.N1	03-MAR-2008 01:41:25	Bright	40.000	82	48Bet UMa	2.3650	10600.	80	31405	No
24	GOM_NL__2PRFIN20080303_014247_000000432066_00289_31405_9809.N1	03-MAR-2008 01:42:47	Bright	42.500	36	50Alp UMa	1.8000	6300.0	85	31405	No
25	GOM_NL__2PRFIN20080303_014912_000000352066_00289_31405_9810.N1	03-MAR-2008 01:49:12	Bright	35.000	49	1Alp UMi	1.9900	6300.0	70	31405	No
26	GOM_NL__2PRFIN20080303_015645_000000362066_00289_31405_9811.N1	03-MAR-2008 01:56:45	Bright	36.000	89	5Alp Cep	2.4510	8000.0	72	31405	No
27	GOM_NL__2PRFIN20080303_020151_000000332066_00289_31405_9812.N1	03-MAR-2008 02:01:51	Bright	33.000	19	50Alp Cyg	1.2460	10500.	66	31405	No
28	GOM_NL__2PRFIN20080303_020325_000000522066_00289_31405_9813.N1	03-MAR-2008 02:03:25	Bright	52.000	66	37Gam Cyg	2.2080	5900.0	104	31405	No
29	GOM_NL__2PRFIN20080303_020459_000000332066_00289_31405_9814.N1	03-MAR-2008 02:04:59	Bright	33.000	92	53Eps Cyg	2.5000	4500.0	66	31405	No
30	GOM_NL__2PRFIN20080303_021207_000000392066_00289_31405_9815.N1	03-MAR-2008 02:12:07	Bright	38.500	168	17Zet Aql	2.9860	11000.	77	31405	No
31	GOM_NL__2PRFIN20080303_022350_000000412066_00289_31405_9816.N1	03-MAR-2008 02:23:50	Dark	41.000	57	34Sig Sgr	2.0660	26000.	82	31405	No
32	GOM_NL__2PRFIN20080303_022700_000000462066_00289_31405_9817.N1	03-MAR-2008 02:27:00	Dark	46.000	38	20Eps Sgr	1.8360	11000.	92	31405	No
33	GOM_NL__2PRFIN20080303_022958_000000462066_00289_31405_9818.N1	03-MAR-2008 02:29:58	Dark	45.500	25	35Lam Sco	1.6200	28000.	91	31405	No
34	GOM_NL__2PRFIN20080303_023332_000000412066_00290_31406_9798.N1	03-MAR-2008 02:33:32	Dark	40.500	141	Bet Ara	2.8400	4600.0	81	31406	No
35	GOM_NL__2PRFIN20080303_023632_000000402066_00290_31406_9799.N1	03-MAR-2008 02:36:32	Dark	40.000	43	Alp TrA	1.9100	4250.0	80	31406	No
36	GOM_NL__2PRFIN20080303_023844_000000382066_00290_31406_9800.N1	03-MAR-2008 02:38:44	Dark	37.500	145	Gam TrA	2.8720	10600.	75	31406	No
37	GOM_NL__2PRFIN20080303_024007_000000472066_00290_31406_9801.N1	03-MAR-2008 02:40:07	Dark	46.500	4	Alp1Cen	-0.010000	5800.0	93	31406	No
38	GOM_NL__2PRFIN20080303_024126_000000462066_00290_31406_9802.N1	03-MAR-2008 02:41:26	Dark	46.000	10	Bet Cen	0.61000	28000.	92	31406	No
39	GOM_NL__2PRFIN20080303_024355_000000452066_00290_31406_9803.N1	03-MAR-2008 02:43:55	Dark	44.500	12	Alp1Cru	0.77500	30000.	89	31406	No
40	GOM_NL__2PRFIN20080303_024628_000000432066_00290_31406_9804.N1	03-MAR-2008 02:46:28	Dark	43.000	64	Gam Cen	2.2000	10600.	86	31406	No
41	GOM_NL__2PRFIN20080303_024924_000000432066_00290_31406_9805.N1	03-MAR-2008 02:49:24	Straylight	43.000	113	Mu Vel	2.6920	5000.0	86	31406	No
42	GOM_NL__2PRFIN20080303_030151_000000442066_00290_31406_9806.N1	03-MAR-2008 03:01:51	Twilight_stray	44.000	48	30Alp Hya	1.9770	4100.0	88	31406	No

43	GOM_NL__2PRFIN20080303_030753_000000412066_00290_31406_9807.N1	03-MAR-2008 03:07:53	Bright	41.000	22	32Alp Leo	1.3600	15200.	82	31406	No
44	GOM_NL__2PRFIN20080303_031026_000000432066_00290_31406_9808.N1	03-MAR-2008 03:10:26	Bright	42.500	51	41Gam1Leo	2.0100	4500.0	85	31406	No
45	GOM_NL__2PRFIN20080303_032200_000000402066_00290_31406_9809.N1	03-MAR-2008 03:22:00	Bright	39.500	82	48Bet UMa	2.3650	10600.	79	31406	No
46	GOM_NL__2PRFIN20080303_032322_000000422066_00290_31406_9810.N1	03-MAR-2008 03:23:22	Bright	41.500	36	50Alp UMa	1.8000	6300.0	83	31406	No
47	GOM_NL__2PRFIN20080303_032948_000000352066_00290_31406_9811.N1	03-MAR-2008 03:29:48	Bright	35.000	49	1Alp UMi	1.9900	6300.0	70	31406	No
48	GOM_NL__2PRFIN20080303_033721_000000362066_00290_31406_9812.N1	03-MAR-2008 03:37:21	Bright	36.000	89	5Alp Cep	2.4510	8000.0	72	31406	No
49	GOM_NL__2PRFIN20080303_034227_000000352066_00290_31406_9813.N1	03-MAR-2008 03:42:27	Bright	34.500	19	50Alp Cyg	1.2460	10500.	69	31406	No
50	GOM_NL__2PRFIN20080303_034401_000000352066_00290_31406_9814.N1	03-MAR-2008 03:44:01	Bright	34.500	66	37Gam Cyg	2.2080	5900.0	69	31406	No
51	GOM_NL__2PRFIN20080303_034535_000000342066_00290_31406_9815.N1	03-MAR-2008 03:45:35	Bright	33.500	92	53Eps Cyg	2.5000	4500.0	67	31406	No
52	GOM_NL__2PRFIN20080303_035243_000000402066_00290_31406_9816.N1	03-MAR-2008 03:52:43	Bright	39.500	168	17Zet Aql	2.9860	11000.	79	31406	No
53	GOM_NL__2PRFIN20080303_040236_000000402066_00290_31406_9817.N1	03-MAR-2008 04:02:36	Dark	40.000	155	41Pi Sgr	2.9000	6600.0	80	31406	No
54	GOM_NL__2PRFIN20080303_040427_000000452066_00290_31406_9818.N1	03-MAR-2008 04:04:27	Dark	44.500	57	34Sig Sgr	2.0660	26000.	89	31406	No
55	GOM_NL__2PRFIN20080303_040737_000000482066_00290_31406_9819.N1	03-MAR-2008 04:07:37	Dark	48.000	38	20Eps Sgr	1.8360	11000.	96	31406	No
56	GOM_NL__2PRFIN20080303_041035_000000442066_00290_31406_9820.N1	03-MAR-2008 04:10:35	Dark	44.000	25	35Lam Sco	1.6200	28000.	88	31406	No
57	GOM_NL__2PRFIN20080303_041409_000000492066_00291_31407_9798.N1	03-MAR-2008 04:14:09	Dark	48.500	141	Bet Ara	2.8400	4600.0	97	31407	No
58	GOM_NL__2PRFIN20080303_041709_000000432066_00291_31407_9799.N1	03-MAR-2008 04:17:09	Dark	42.500	43	Alp TrA	1.9100	4250.0	85	31407	No
59	GOM_NL__2PRFIN20080303_041920_000000382066_00291_31407_9800.N1	03-MAR-2008 04:19:20	Dark	37.500	145	Gam TrA	2.8720	10600.	75	31407	No
60	GOM_NL__2PRFIN20080303_042044_000000462066_00291_31407_9801.N1	03-MAR-2008 04:20:44	Dark	45.500	4	Alp1Cen	-0.010000	5800.0	91	31407	No
61	GOM_NL__2PRFIN20080303_042203_000000532066_00291_31407_9802.N1	03-MAR-2008 04:22:03	Dark	53.000	10	Bet Cen	0.61000	28000.	106	31407	No
62	GOM_NL__2PRFIN20080303_042431_000000432066_00291_31407_9803.N1	03-MAR-2008 04:24:31	Dark	43.000	12	Alp1Cru	0.77500	30000.	86	31407	No
63	GOM_NL__2PRFIN20080303_042704_000000432066_00291_31407_9804.N1	03-MAR-2008 04:27:04	Dark	42.500	64	Gam Cen	2.2000	10600.	85	31407	No
64	GOM_NL__2PRFIN20080303_043000_000000402066_00291_31407_9805.N1	03-MAR-2008 04:30:00	Straylight	39.500	113	Mu Vel	2.6920	5000.0	79	31407	No
65	GOM_NL__2PRFIN20080303_044227_000000452066_00291_31407_9806.N1	03-MAR-2008 04:42:27	Tw_i_and_stray	44.500	48	30Alp Hya	1.9770	4100.0	89	31407	No
66	GOM_NL__2PRFIN20080303_044828_000000412066_00291_31407_9807.N1	03-MAR-2008 04:48:28	Bright	41.000	22	32Alp Leo	1.3600	15200.	82	31407	No
67	GOM_NL__2PRFIN20080303_045101_000000432066_00291_31407_9808.N1	03-MAR-2008 04:51:01	Bright	42.500	51	41Gam1Leo	2.0100	4500.0	85	31407	No
68	GOM_NL__2PRFIN20080303_050236_000000392066_00291_31407_9809.N1	03-MAR-2008 05:02:36	Bright	39.000	82	48Bet UMa	2.3650	10600.	78	31407	No
69	GOM_NL__2PRFIN20080303_050358_000000402066_00291_31407_9810.N1	03-MAR-2008 05:03:58	Bright	40.000	36	50Alp UMa	1.8000	6300.0	80	31407	No
70	GOM_NL__2PRFIN20080303_051024_000000372066_00291_31407_9811.N1	03-MAR-2008 05:10:24	Bright	37.000	49	1Alp UMi	1.9900	6300.0	74	31407	No
71	GOM_NL__2PRFIN20080303_051757_000000362066_00291_31407_9812.N1	03-MAR-2008 05:17:57	Bright	36.000	89	5Alp Cep	2.4510	8000.0	72	31407	No
72	GOM_NL__2PRFIN20080303_052303_000000372066_00291_31407_9813.N1	03-MAR-2008 05:23:03	Bright	36.500	19	50Alp Cyg	1.2460	10500.	73	31407	No
73	GOM_NL__2PRFIN20080303_052437_000000362066_00291_31407_9814.N1	03-MAR-2008 05:24:37	Bright	36.000	66	37Gam Cyg	2.2080	5900.0	72	31407	No
74	GOM_NL__2PRFIN20080303_052611_000000372066_00291_31407_9815.N1	03-MAR-2008 05:26:11	Bright	36.500	92	53Eps Cyg	2.5000	4500.0	73	31407	No
75	GOM_NL__2PRFIN20080303_053320_000000382066_00291_31407_9816.N1	03-MAR-2008 05:33:20	Bright	37.500	168	17Zet Aql	2.9860	11000.	75	31407	No
76	GOM_NL__2PRFIN20080303_054312_000000412066_00291_31407_9817.N1	03-MAR-2008 05:43:12	Dark	41.000	155	41Pi Sgr	2.9000	6600.0	82	31407	No
77	GOM_NL__2PRFIN20080303_054503_000000442066_00291_31407_9818.N1	03-MAR-2008 05:45:03	Dark	43.500	57	34Sig Sgr	2.0660	26000.	87	31407	No
78	GOM_NL__2PRFIN20080303_054814_000000422066_00291_31407_9819.N1	03-MAR-2008 05:48:14	Dark	42.000	38	20Eps Sgr	1.8360	11000.	84	31407	No
79	GOM_NL__2PRFIN20080303_055112_000000462066_00291_31407_9820.N1	03-MAR-2008 05:51:12	Dark	46.000	25	35Lam Sco	1.6200	28000.	92	31407	No
80	GOM_NL__2PRFIN20080303_055445_000000412066_00292_31408_9798.N1	03-MAR-2008 05:54:45	Dark	41.000	141	Bet Ara	2.8400	4600.0	82	31408	No
81	GOM_NL__2PRFIN20080303_055745_000000432066_00292_31408_9799.N1	03-MAR-2008 05:57:45	Dark	43.000	43	Alp TrA	1.9100	4250.0	86	31408	No
82	GOM_NL__2PRFIN20080303_055957_000000382066_00292_31408_9800.N1	03-MAR-2008 05:59:57	Dark	37.500	145	Gam TrA	2.8720	10600.	75	31408	No
83	GOM_NL__2PRFIN20080303_060120_000000472066_00292_31408_9801.N1	03-MAR-2008 06:01:20	Dark	46.500	4	Alp1Cen	-0.010000	5800.0	93	31408	No
84	GOM_NL__2PRFIN20080303_060239_000000412066_00292_31408_9802.N1	03-MAR-2008 06:02:39	Dark	40.500	10	Bet Cen	0.61000	28000.	81	31408	No
85	GOM_NL__2PRFIN20080303_060508_000000402066_00292_31408_9803.N1	03-MAR-2008 06:05:08	Dark	39.500	12	Alp1Cru	0.77500	30000.	79	31408	No
86	GOM_NL__2PRFIN20080303_060741_000000452066_00292_31408_9804.N1	03-MAR-2008 06:07:41	Dark	45.000	64	Gam Cen	2.2000	10600.	90	31408	No
87	GOM_NL__2PRFIN20080303_061036_000000402066_00292_31408_9805.N1	03-MAR-2008 06:10:36	Straylight	39.500	113	Mu Vel	2.6920	5000.0	79	31408	No
88	GOM_NL__2PRFIN20080303_062303_000000492066_00292_31408_9806.N1	03-MAR-2008 06:23:03	Tw_i_and_stray	49.000	48	30Alp Hya	1.9770	4100.0	98	31408	No
89	GOM_NL__2PRFIN20080303_062904_000000432066_00292_31408_9807.N1	03-MAR-2008 06:29:04	Bright	42.500	22	32Alp Leo	1.3600	15200.	85	31408	No
90	GOM_NL__2PRFIN20080303_063137_000000432066_00292_31408_9808.N1	03-MAR-2008 06:31:37	Bright	43.000	51	41Gam1Leo	2.0100	4500.0	86	31408	No
91	GOM_NL__2PRFIN20080303_064311_000000412066_00292_31408_9809.N1	03-MAR-2008 06:43:11	Bright	40.500	82	48Bet UMa	2.3650	10600.	81	31408	No
92	GOM_NL__2PRFIN20080303_064433_000000422066_00292_31408_9810.N1	03-MAR-2008 06:44:33	Bright	41.500	36	50Alp UMa	1.8000	6300.0	83	31408	No
93	GOM_NL__2PRFIN20080303_065100_000000372066_00292_31408_9811.N1	03-MAR-2008 06:51:00	Bright	36.500	49	1Alp UMi	1.9900	6300.0	73	31408	No
94	GOM_NL__2PRFIN20080303_065833_000000362066_00292_31408_9812.N1	03-MAR-2008 06:58:33	Bright	36.000	89	5Alp Cep	2.4510	8000.0	72	31408	No
95	GOM_NL__2PRFIN20080303_070339_000000362066_00292_31408_9813.N1	03-MAR-2008 07:03:39	Bright	36.000	19	50Alp Cyg	1.2460	10500.	72	31408	No
96	GOM_NL__2PRFIN20080303_070513_000000352066_00292_31408_9814.N1	03-MAR-2008 07:05:13	Bright	34.500	66	37Gam Cyg	2.2080	5900.0	69	31408	No
97	GOM_NL__2PRFIN20080303_070647_000000362066_00292_31408_9815.N1	03-MAR-2008 07:06:47	Bright	35.500	92	53Eps Cyg	2.5000	4500.0	71	31408	No
98	GOM_NL__2PRFIN20080303_071356_000000382066_00292_31408_9816.N1	03-MAR-2008 07:13:56	Bright	38.000	168	17Zet Aql	2.9860	11000.	76	31408	No
99	GOM_NL__2PRFIN20080303_072349_000000422066_00292_31408_9817.N1	03-MAR-2008 07:23:49	Dark	42.000	155	41Pi Sgr	2.9000	6600.0	84	31408	No
100	GOM_NL__2PRFIN20080303_072540_000000422066_00292_31408_9818.N1	03-MAR-2008 07:25:40	Dark	41.500	57	34Sig Sgr	2.0660	26000.	83	31408	No
101	GOM_NL__2PRFIN20080303_072850_000000432066_00292_31408_9819.N1	03-MAR-2008 07:28:50	Dark	43.000	38	20Eps Sgr	1.8360	11000.	86	31408	No

102	GOM_NL__2PRFIN20080303_073149_000000492066_00292_31408_9820.N1	03-MAR-2008 07:31:49	Dark	49.000	25	35Lam Sco	1.6200	28000.	98	31408	No
103	GOM_NL__2PRFIN20080303_073522_000000422066_00293_31409_9798.N1	03-MAR-2008 07:35:22	Dark	42.000	141	Bet Ara	2.8400	4600.0	84	31409	No
104	GOM_NL__2PRFIN20080303_073822_000000522066_00293_31409_9799.N1	03-MAR-2008 07:38:22	Dark	52.000	43	Alp TrA	1.9100	4250.0	104	31409	No
105	GOM_NL__2PRFIN20080303_074033_000000372066_00293_31409_9800.N1	03-MAR-2008 07:40:33	Dark	36.500	145	Gam TrA	2.8720	10600.	73	31409	No
106	GOM_NL__2PRFIN20080303_074157_000000472066_00293_31409_9801.N1	03-MAR-2008 07:41:57	Dark	46.500	4	Alp1Cen	-0.010000	5800.0	93	31409	No
107	GOM_NL__2PRFIN20080303_074316_000000462066_00293_31409_9802.N1	03-MAR-2008 07:43:16	Dark	46.000	10	Bet Cen	0.61000	28000.	92	31409	No
108	GOM_NL__2PRFIN20080303_074544_000000472066_00293_31409_9803.N1	03-MAR-2008 07:45:44	Dark	47.000	12	Alp1Cru	0.77500	30000.	94	31409	No
109	GOM_NL__2PRFIN20080303_074817_000000482066_00293_31409_9804.N1	03-MAR-2008 07:48:17	Dark	47.500	64	Gam Cen	2.2000	10600.	95	31409	No
110	GOM_NL__2PRFIN20080303_075112_000000402066_00293_31409_9805.N1	03-MAR-2008 07:51:12	Straylight	39.500	113	Mu Vel	2.6920	5000.0	79	31409	No
111	GOM_NL__2PRFIN20080303_080339_000000442066_00293_31409_9806.N1	03-MAR-2008 08:03:39	Twilight_stray	44.000	48	30Alp Hya	1.9770	4100.0	88	31409	No
112	GOM_NL__2PRFIN20080303_080940_000000422066_00293_31409_9807.N1	03-MAR-2008 08:09:40	Bright	42.000	22	32Alp Leo	1.3600	15200.	84	31409	No
113	GOM_NL__2PRFIN20080303_081213_000000432066_00293_31409_9808.N1	03-MAR-2008 08:12:13	Bright	42.500	51	41Gam1Leo	2.0100	4500.0	85	31409	No
114	GOM_NL__2PRFIN20080303_082347_000000392066_00293_31409_9809.N1	03-MAR-2008 08:23:47	Bright	38.500	82	48Bet UMa	2.3650	10600.	77	31409	No
115	GOM_NL__2PRFIN20080303_082509_000000392066_00293_31409_9810.N1	03-MAR-2008 08:25:09	Bright	38.500	36	50Alp UMa	1.8000	6300.0	77	31409	No
116	GOM_NL__2PRFIN20080303_083136_000000372066_00293_31409_9811.N1	03-MAR-2008 08:31:36	Bright	36.500	49	1Alp UMi	1.9900	6300.0	73	31409	No
117	GOM_NL__2PRFIN20080303_083910_000000492066_00293_31409_9812.N1	03-MAR-2008 08:39:10	Bright	48.500	89	5Alp Cep	2.4510	8000.0	97	31409	No
118	GOM_NL__2PRFIN20080303_084415_000000362066_00293_31409_9813.N1	03-MAR-2008 08:44:15	Bright	35.500	19	50Alp Cyg	1.2460	10500.	71	31409	No
119	GOM_NL__2PRFIN20080303_084549_000000362066_00293_31409_9814.N1	03-MAR-2008 08:45:49	Bright	35.500	66	37Gam Cyg	2.2080	5900.0	71	31409	No
120	GOM_NL__2PRFIN20080303_084723_000000352066_00293_31409_9815.N1	03-MAR-2008 08:47:23	Bright	34.500	92	53Eps Cyg	2.5000	4500.0	69	31409	No
121	GOM_NL__2PRFIN20080303_085432_000000412066_00293_31409_9816.N1	03-MAR-2008 08:54:32	Bright	41.000	168	17Zet Aql	2.9860	11000.	82	31409	No
122	GOM_NL__2PRFIN20080303_090425_000000422066_00293_31409_9817.N1	03-MAR-2008 09:04:25	Dark	41.500	155	41Pi Sgr	2.9000	6600.0	83	31409	No
123	GOM_NL__2PRFIN20080303_090617_000000402066_00293_31409_9818.N1	03-MAR-2008 09:06:17	Dark	40.000	57	34Sig Sgr	2.0660	26000.	80	31409	No
124	GOM_NL__2PRFIN20080303_090927_000000432066_00293_31409_9819.N1	03-MAR-2008 09:09:27	Dark	42.500	38	20Eps Sgr	1.8360	11000.	85	31409	No
125	GOM_NL__2PRFIN20080303_091226_000000462066_00293_31409_9820.N1	03-MAR-2008 09:12:26	Dark	45.500	25	35Lam Sco	1.6200	28000.	91	31409	No
126	GOM_NL__2PRFIN20080303_091559_000000432066_00294_31410_9798.N1	03-MAR-2008 09:15:59	Dark	42.500	141	Bet Ara	2.8400	4600.0	85	31410	No
127	GOM_NL__2PRFIN20080303_091858_000000372066_00294_31410_9799.N1	03-MAR-2008 09:18:58	Dark	37.000	43	Alp TrA	1.9100	4250.0	74	31410	No
128	GOM_NL__2PRFIN20080303_092109_000000382066_00294_31410_9800.N1	03-MAR-2008 09:21:09	Dark	37.500	145	Gam TrA	2.8720	10600.	75	31410	No
129	GOM_NL__2PRFIN20080303_092233_000000522066_00294_31410_9801.N1	03-MAR-2008 09:22:33	Dark	52.000	4	Alp1Cen	-0.010000	5800.0	104	31410	No
130	GOM_NL__2PRFIN20080303_092352_000000422066_00294_31410_9802.N1	03-MAR-2008 09:23:52	Dark	42.000	10	Bet Cen	0.61000	28000.	84	31410	No
131	GOM_NL__2PRFIN20080303_092620_000000472066_00294_31410_9803.N1	03-MAR-2008 09:26:20	Dark	46.500	12	Alp1Cru	0.77500	30000.	93	31410	No
132	GOM_NL__2PRFIN20080303_092854_000000452066_00294_31410_9804.N1	03-MAR-2008 09:28:54	Dark	44.500	64	Gam Cen	2.2000	10600.	89	31410	No
133	GOM_NL__2PRFIN20080303_093149_000000392066_00294_31410_9805.N1	03-MAR-2008 09:31:49	Straylight	39.000	113	Mu Vel	2.6920	5000.0	78	31410	No
134	GOM_NL__2PRFIN20080303_094415_000000442066_00294_31410_9806.N1	03-MAR-2008 09:44:15	Twilight_stray	44.000	48	30Alp Hya	1.9770	4100.0	88	31410	No
135	GOM_NL__2PRFIN20080303_095016_000000422066_00294_31410_9807.N1	03-MAR-2008 09:50:16	Bright	41.500	22	32Alp Leo	1.3600	15200.	83	31410	No
136	GOM_NL__2PRFIN20080303_095248_000000422066_00294_31410_9808.N1	03-MAR-2008 09:52:48	Bright	42.000	51	41Gam1Leo	2.0100	4500.0	84	31410	No
137	GOM_NL__2PRFIN20080303_100422_000000402066_00294_31410_9809.N1	03-MAR-2008 10:04:22	Bright	40.000	82	48Bet UMa	2.3650	10600.	80	31410	No
138	GOM_NL__2PRFIN20080303_100544_000000392066_00294_31410_9810.N1	03-MAR-2008 10:05:44	Bright	38.500	36	50Alp UMa	1.8000	6300.0	77	31410	No
139	GOM_NL__2PRFIN20080303_101211_000000352066_00294_31410_9811.N1	03-MAR-2008 10:12:11	Bright	35.000	49	1Alp UMi	1.9900	6300.0	70	31410	No
140	GOM_NL__2PRFIN20080303_101946_000000362066_00294_31410_9812.N1	03-MAR-2008 10:19:46	Bright	35.500	89	5Alp Cep	2.4510	8000.0	71	31410	No
141	GOM_NL__2PRFIN20080303_102451_000000342066_00294_31410_9813.N1	03-MAR-2008 10:24:51	Bright	34.000	19	50Alp Cyg	1.2460	10500.	68	31410	No
142	GOM_NL__2PRFIN20080303_102625_000000342066_00294_31410_9814.N1	03-MAR-2008 10:26:25	Bright	33.500	66	37Gam Cyg	2.2080	5900.0	67	31410	No
143	GOM_NL__2PRFIN20080303_102759_000000342066_00294_31410_9815.N1	03-MAR-2008 10:27:59	Bright	34.000	92	53Eps Cyg	2.5000	4500.0	68	31410	No
144	GOM_NL__2PRFIN20080303_103508_000000402066_00294_31410_9816.N1	03-MAR-2008 10:35:08	Bright	40.000	168	17Zet Aql	2.9860	11000.	80	31410	No
145	GOM_NL__2PRFIN20080303_104502_000000412066_00294_31410_9817.N1	03-MAR-2008 10:45:02	Dark	40.500	155	41Pi Sgr	2.9000	6600.0	81	31410	No
146	GOM_NL__2PRFIN20080303_104653_000000432066_00294_31410_9818.N1	03-MAR-2008 10:46:53	Dark	43.000	57	34Sig Sgr	2.0660	26000.	86	31410	No
147	GOM_NL__2PRFIN20080303_105003_000000432066_00294_31410_9819.N1	03-MAR-2008 10:50:03	Dark	42.500	38	20Eps Sgr	1.8360	11000.	85	31410	No
148	GOM_NL__2PRFIN20080303_105303_000000482066_00294_31410_9820.N1	03-MAR-2008 10:53:03	Dark	47.500	25	35Lam Sco	1.6200	28000.	95	31410	No
149	GOM_NL__2PRFIN20080303_105635_000000412066_00295_31411_9798.N1	03-MAR-2008 10:56:35	Dark	41.000	141	Bet Ara	2.8400	4600.0	82	31411	No
150	GOM_NL__2PRFIN20080303_105934_000000402066_00295_31411_9799.N1	03-MAR-2008 10:59:34	Dark	39.500	43	Alp TrA	1.9100	4250.0	79	31411	No
151	GOM_NL__2PRFIN20080303_110146_000000372066_00295_31411_9800.N1	03-MAR-2008 11:01:46	Dark	36.500	145	Gam TrA	2.8720	10600.	73	31411	No
152	GOM_NL__2PRFIN20080303_110310_000000572066_00295_31411_9801.N1	03-MAR-2008 11:03:10	Dark	56.500	4	Alp1Cen	-0.010000	5800.0	113	31411	No
153	GOM_NL__2PRFIN20080303_110429_000000542066_00295_31411_9802.N1	03-MAR-2008 11:04:29	Dark	53.500	10	Bet Cen	0.61000	28000.	107	31411	No
154	GOM_NL__2PRFIN20080303_110657_000000412066_00295_31411_9803.N1	03-MAR-2008 11:06:57	Dark	40.500	12	Alp1Cru	0.77500	30000.	81	31411	No
155	GOM_NL__2PRFIN20080303_110930_000000432066_00295_31411_9804.N1	03-MAR-2008 11:09:30	Dark	43.000	64	Gam Cen	2.2000	10600.	86	31411	No
156	GOM_NL__2PRFIN20080303_111225_000000452066_00295_31411_9805.N1	03-MAR-2008 11:12:25	Straylight	44.500	113	Mu Vel	2.6920	5000.0	89	31411	No
157	GOM_NL__2PRFIN20080303_112451_000000422066_00295_31411_9806.N1	03-MAR-2008 11:24:51	Twilight_stray	42.000	48	30Alp Hya	1.9770	4100.0	84	31411	No
158	GOM_NL__2PRFIN20080303_113052_000000412066_00295_31411_9807.N1	03-MAR-2008 11:30:52	Bright	41.000	22	32Alp Leo	1.3600	15200.	82	31411	No
159	GOM_NL__2PRFIN20080303_113324_000000432066_00295_31411_9808.N1	03-MAR-2008 11:33:24	Bright	42.500	51	41Gam1Leo	2.0100	4500.0	85	31411	No
160	GOM_NL__2PRFIN20080303_114458_000000412066_00295_31411_9809.N1	03-MAR-2008 11:44:58	Bright	41.000	82	48Bet UMa	2.3650	10600.	82	31411	No

161	GOM_NL__2PRFIN20080303_114620_000000422066_00295_31411_9810.N1	03-MAR-2008 11:46:20	Bright	41.500	36	50Alp UMa	1.8000	6300.0	83	31411	No
162	GOM_NL__2PRFIN20080303_115247_000000352066_00295_31411_9811.N1	03-MAR-2008 11:52:47	Bright	34.500	49	1Alp UMi	1.9900	6300.0	69	31411	No
163	GOM_NL__2PRFIN20080303_120022_000000362066_00295_31411_9812.N1	03-MAR-2008 12:00:22	Bright	35.500	89	5Alp Cep	2.4510	8000.0	71	31411	No
164	GOM_NL__2PRFIN20080303_120527_000000342066_00295_31411_9813.N1	03-MAR-2008 12:05:27	Bright	34.000	19	50Alp Cyg	1.2460	10500.	68	31411	No
165	GOM_NL__2PRFIN20080303_120701_000000372066_00295_31411_9814.N1	03-MAR-2008 12:07:01	Bright	37.000	66	37Gam Cyg	2.2080	5900.0	74	31411	No
166	GOM_NL__2PRFIN20080303_120835_000000352066_00295_31411_9815.N1	03-MAR-2008 12:08:35	Bright	34.500	92	53Eps Cyg	2.5000	4500.0	69	31411	No
167	GOM_NL__2PRFIN20080303_121545_000000402066_00295_31411_9816.N1	03-MAR-2008 12:15:45	Bright	40.000	168	17Zet Aql	2.9860	11000.	80	31411	No
168	GOM_NL__2PRFIN20080303_122538_000000422066_00295_31411_9817.N1	03-MAR-2008 12:25:38	Dark	41.500	155	41Pi Sgr	2.9000	6600.0	83	31411	No
169	GOM_NL__2PRFIN20080303_122729_000000432066_00295_31411_9818.N1	03-MAR-2008 12:27:29	Dark	42.500	57	34Sig Sgr	2.0660	26000.	85	31411	No
170	GOM_NL__2PRFIN20080303_123040_000000472066_00295_31411_9819.N1	03-MAR-2008 12:30:40	Dark	46.500	38	20Eps Sgr	1.8360	11000.	93	31411	No
171	GOM_NL__2PRFIN20080303_123339_000000452066_00295_31411_9820.N1	03-MAR-2008 12:33:39	Dark	44.500	25	35Lam Sco	1.6200	28000.	89	31411	No
172	GOM_NL__2PRFIN20080303_123711_000000412066_00296_31412_9798.N1	03-MAR-2008 12:37:11	Dark	40.500	141	Bet Ara	2.8400	4600.0	81	31412	No
173	GOM_NL__2PRFIN20080303_124010_000000402066_00296_31412_9799.N1	03-MAR-2008 12:40:10	Dark	39.500	43	Alp TrA	1.9100	4250.0	79	31412	No
174	GOM_NL__2PRFIN20080303_124222_000000382066_00296_31412_9800.N1	03-MAR-2008 12:42:22	Dark	37.500	145	Gam TrA	2.8720	10600.	75	31412	No
175	GOM_NL__2PRFIN20080303_124346_000000462066_00296_31412_9801.N1	03-MAR-2008 12:43:46	Dark	46.000	4	Alp1Cen	-0.010000	5800.0	92	31412	No
176	GOM_NL__2PRFIN20080303_124505_000000422066_00296_31412_9802.N1	03-MAR-2008 12:45:05	Dark	41.500	10	Bet Cen	0.61000	28000.	83	31412	No
177	GOM_NL__2PRFIN20080303_124733_000000432066_00296_31412_9803.N1	03-MAR-2008 12:47:33	Dark	42.500	12	Alp1Cru	0.77500	30000.	85	31412	No
178	GOM_NL__2PRFIN20080303_125007_000000442066_00296_31412_9804.N1	03-MAR-2008 12:50:07	Dark	44.000	64	Gam Cen	2.2000	10600.	88	31412	No
179	GOM_NL__2PRFIN20080303_125301_000000382066_00296_31412_9805.N1	03-MAR-2008 12:53:01	Straylight	37.500	113	Mu Vel	2.6920	5000.0	75	31412	No
180	GOM_NL__2PRFIN20080303_130527_000000462066_00296_31412_9806.N1	03-MAR-2008 13:05:27	Tw_i_and_stray	45.500	48	30Alp Hya	1.9770	4100.0	91	31412	No
181	GOM_NL__2PRFIN20080303_131127_000000392066_00296_31412_9807.N1	03-MAR-2008 13:11:27	Bright	39.000	22	32Alp Leo	1.3600	15200.	78	31412	No
182	GOM_NL__2PRFIN20080303_131400_000000422066_00296_31412_9808.N1	03-MAR-2008 13:14:00	Bright	42.000	51	41Gam1Leo	2.0100	4500.0	84	31412	No
183	GOM_NL__2PRFIN20080303_132533_000000402066_00296_31412_9809.N1	03-MAR-2008 13:25:33	Bright	40.000	82	48Bet UMa	2.3650	10600.	80	31412	No
184	GOM_NL__2PRFIN20080303_132655_000000422066_00296_31412_9810.N1	03-MAR-2008 13:26:55	Bright	41.500	36	50Alp UMa	1.8000	6300.0	83	31412	No
185	GOM_NL__2PRFIN20080303_133323_000000342066_00296_31412_9811.N1	03-MAR-2008 13:33:23	Bright	34.000	49	1Alp UMi	1.9900	6300.0	68	31412	No
186	GOM_NL__2PRFIN20080303_134058_000000362066_00296_31412_9812.N1	03-MAR-2008 13:40:58	Bright	35.500	89	5Alp Cep	2.4510	8000.0	71	31412	No
187	GOM_NL__2PRFIN20080303_134603_000000372066_00296_31412_9813.N1	03-MAR-2008 13:46:03	Bright	37.000	19	50Alp Cyg	1.2460	10500.	74	31412	No
188	GOM_NL__2PRFIN20080303_134737_000000372066_00296_31412_9814.N1	03-MAR-2008 13:47:37	Bright	36.500	66	37Gam Cyg	2.2080	5900.0	73	31412	No
189	GOM_NL__2PRFIN20080303_134911_000000342066_00296_31412_9815.N1	03-MAR-2008 13:49:11	Bright	33.500	92	53Eps Cyg	2.5000	4500.0	67	31412	No
190	GOM_NL__2PRFIN20080303_135621_000000412066_00296_31412_9816.N1	03-MAR-2008 13:56:21	Bright	40.500	168	17Zet Aql	2.9860	11000.	81	31412	No
191	GOM_NL__2PRFIN20080303_140614_000000422066_00296_31412_9817.N1	03-MAR-2008 14:06:14	Dark	41.500	155	41Pi Sgr	2.9000	6600.0	83	31412	No
192	GOM_NL__2PRFIN20080303_140806_000000432066_00296_31412_9818.N1	03-MAR-2008 14:08:06	Dark	43.000	57	34Sig Sgr	2.0660	26000.	86	31412	No
193	GOM_NL__2PRFIN20080303_141116_000000422066_00296_31412_9819.N1	03-MAR-2008 14:11:16	Dark	42.000	38	20Eps Sgr	1.8360	11000.	84	31412	No
194	GOM_NL__2PRFIN20080303_141416_000000462066_00296_31412_9820.N1	03-MAR-2008 14:14:16	Dark	45.500	25	35Lam Sco	1.6200	28000.	91	31412	No
195	GOM_NL__2PRFIN20080303_141748_000000402066_00297_31413_9798.N1	03-MAR-2008 14:17:48	Dark	40.000	141	Bet Ara	2.8400	4600.0	80	31413	No
196	GOM_NL__2PRFIN20080303_142047_000000402066_00297_31413_9799.N1	03-MAR-2008 14:20:47	Dark	39.500	43	Alp TrA	1.9100	4250.0	79	31413	No
197	GOM_NL__2PRFIN20080303_142258_000000372066_00297_31413_9800.N1	03-MAR-2008 14:22:58	Dark	36.500	145	Gam TrA	2.8720	10600.	73	31413	No
198	GOM_NL__2PRFIN20080303_142423_000000432066_00297_31413_9801.N1	03-MAR-2008 14:24:23	Dark	43.000	4	Alp1Cen	-0.010000	5800.0	86	31413	No
199	GOM_NL__2PRFIN20080303_142542_000000442066_00297_31413_9802.N1	03-MAR-2008 14:25:42	Dark	43.500	10	Bet Cen	0.61000	28000.	87	31413	No
200	GOM_NL__2PRFIN20080303_142809_000000472066_00297_31413_9803.N1	03-MAR-2008 14:28:09	Dark	47.000	12	Alp1Cru	0.77500	30000.	94	31413	No
201	GOM_NL__2PRFIN20080303_143043_000000442066_00297_31413_9804.N1	03-MAR-2008 14:30:43	Dark	43.500	64	Gam Cen	2.2000	10600.	87	31413	No
202	GOM_NL__2PRFIN20080303_143337_000000382066_00297_31413_9805.N1	03-MAR-2008 14:33:37	Straylight	38.000	113	Mu Vel	2.6920	5000.0	76	31413	No
203	GOM_NL__2PRFIN20080303_144603_000000432066_00297_31413_9806.N1	03-MAR-2008 14:46:03	Tw_i_and_stray	43.000	48	30Alp Hya	1.9770	4100.0	86	31413	No
204	GOM_NL__2PRFIN20080303_145203_000000422066_00297_31413_9807.N1	03-MAR-2008 14:52:03	Bright	41.500	22	32Alp Leo	1.3600	15200.	83	31413	No
205	GOM_NL__2PRFIN20080303_145435_000000412066_00297_31413_9808.N1	03-MAR-2008 14:54:35	Bright	41.000	51	41Gam1Leo	2.0100	4500.0	82	31413	No
206	GOM_NL__2PRFIN20080303_150609_000000402066_00297_31413_9809.N1	03-MAR-2008 15:06:09	Bright	40.000	82	48Bet UMa	2.3650	10600.	80	31413	No
207	GOM_NL__2PRFIN20080303_150731_000000422066_00297_31413_9810.N1	03-MAR-2008 15:07:31	Bright	42.000	36	50Alp UMa	1.8000	6300.0	84	31413	No
208	GOM_NL__2PRFIN20080303_151359_000000332066_00297_31413_9811.N1	03-MAR-2008 15:13:59	Bright	33.000	49	1Alp UMi	1.9900	6300.0	66	31413	No
209	GOM_NL__2PRFIN20080303_152134_000000362066_00297_31413_9812.N1	03-MAR-2008 15:21:34	Bright	36.000	89	5Alp Cep	2.4510	8000.0	72	31413	No
210	GOM_NL__2PRFIN20080303_152639_000000352066_00297_31413_9813.N1	03-MAR-2008 15:26:39	Bright	35.000	19	50Alp Cyg	1.2460	10500.	70	31413	No
211	GOM_NL__2PRFIN20080303_152813_000000352066_00297_31413_9814.N1	03-MAR-2008 15:28:13	Bright	35.000	66	37Gam Cyg	2.2080	5900.0	70	31413	No
212	GOM_NL__2PRFIN20080303_152947_000000342066_00297_31413_9815.N1	03-MAR-2008 15:29:47	Bright	33.500	92	53Eps Cyg	2.5000	4500.0	67	31413	No
213	GOM_NL__2PRFIN20080303_153657_000000402066_00297_31413_9816.N1	03-MAR-2008 15:36:57	Bright	40.000	168	17Zet Aql	2.9860	11000.	80	31413	No
214	GOM_NL__2PRFIN20080303_154651_000000432066_00297_31413_9817.N1	03-MAR-2008 15:46:51	Dark	42.500	155	41Pi Sgr	2.9000	6600.0	85	31413	No
215	GOM_NL__2PRFIN20080303_154842_000000422066_00297_31413_9818.N1	03-MAR-2008 15:48:42	Dark	42.000	57	34Sig Sgr	2.0660	26000.	84	31413	No
216	GOM_NL__2PRFIN20080303_155153_000000422066_00297_31413_9819.N1	03-MAR-2008 15:51:53	Dark	42.000	38	20Eps Sgr	1.8360	11000.	84	31413	No
217	GOM_NL__2PRFIN20080303_155453_000000462066_00297_31413_9820.N1	03-MAR-2008 15:54:53	Dark	45.500	25	35Lam Sco	1.6200	28000.	91	31413	No
218	GOM_NL__2PRFIN20080303_155824_000000402066_00298_31414_9798.N1	03-MAR-2008 15:58:24	Dark	39.500	141	Bet Ara	2.8400	4600.0	79	31414	No
219	GOM_NL__2PRFIN20080303_160123_000000402066_00298_31414_9799.N1	03-MAR-2008 16:01:23	Dark	39.500	43	Alp TrA	1.9100	4250.0	79	31414	No

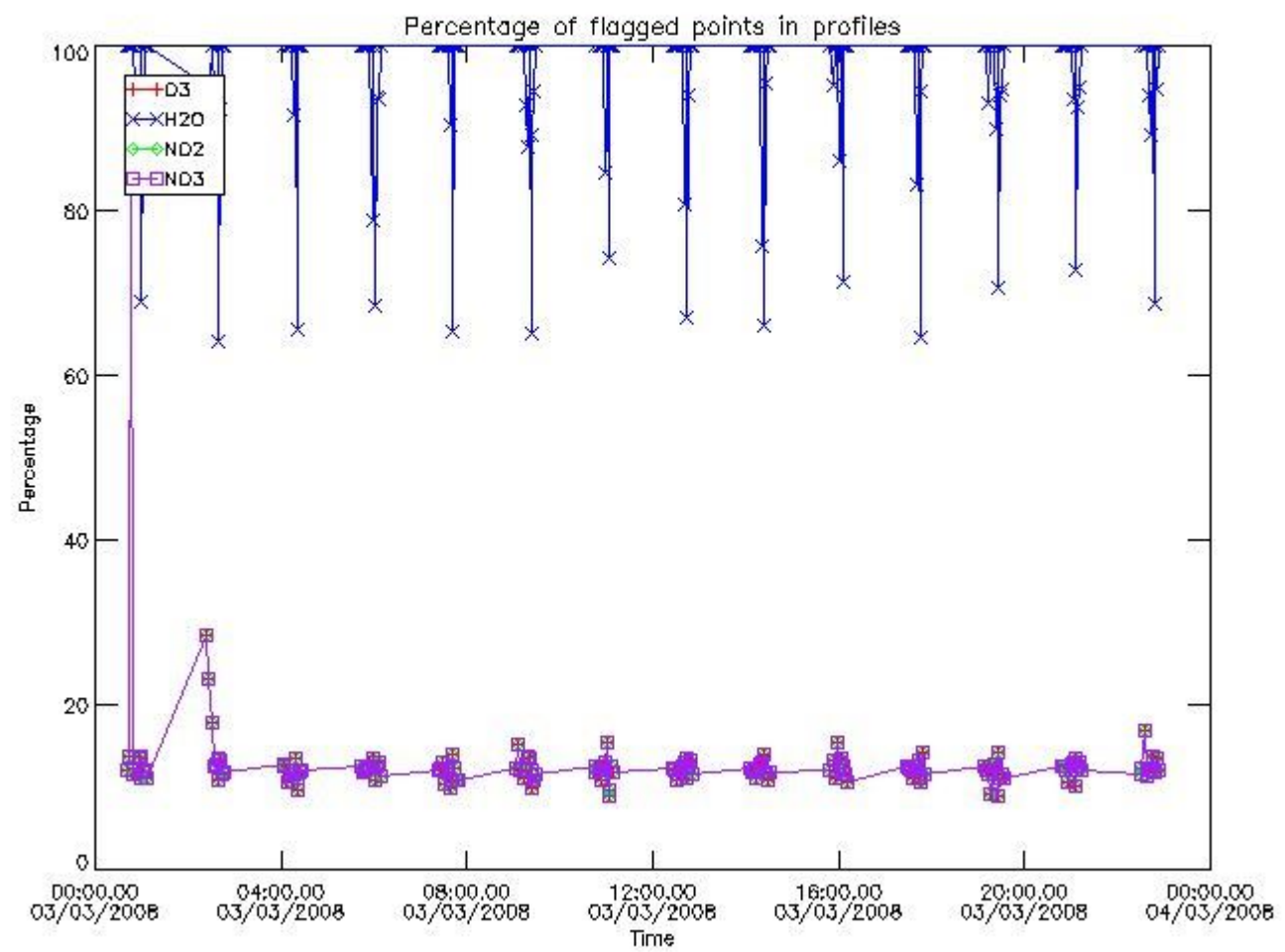
220	GOM_NL__2PRFIN20080303_160335_000000382066_00298_31414_9800.N1	03-MAR-2008 16:03:35	Dark	37.500	145	Gam TrA	2.8720	10600.	75	31414	No
221	GOM_NL__2PRFIN20080303_160500_000000442066_00298_31414_9801.N1	03-MAR-2008 16:05:00	Dark	44.000	4	Alp1Cen	-0.010000	5800.0	88	31414	No
222	GOM_NL__2PRFIN20080303_160618_000000412066_00298_31414_9802.N1	03-MAR-2008 16:06:18	Dark	41.000	10	Bet Cen	0.61000	28000.	82	31414	No
223	GOM_NL__2PRFIN20080303_160846_000000482066_00298_31414_9803.N1	03-MAR-2008 16:08:46	Dark	48.000	12	Alp1Cru	0.77500	30000.	96	31414	No
224	GOM_NL__2PRFIN20080303_161120_000000482066_00298_31414_9804.N1	03-MAR-2008 16:11:20	Dark	48.000	64	Gam Cen	2.2000	10600.	96	31414	No
225	GOM_NL__2PRFIN20080303_161413_000000432066_00298_31414_9805.N1	03-MAR-2008 16:14:13	Straylight	42.500	113	Mu Vel	2.6920	5000.0	85	31414	No
226	GOM_NL__2PRFIN20080303_162639_000000472066_00298_31414_9806.N1	03-MAR-2008 16:26:39	Twl_and_stray	47.000	48	30Alp Hya	1.9770	4100.0	94	31414	No
227	GOM_NL__2PRFIN20080303_163239_000000412066_00298_31414_9807.N1	03-MAR-2008 16:32:39	Bright	40.500	22	32Alp Leo	1.3600	15200.	81	31414	No
228	GOM_NL__2PRFIN20080303_163511_000000422066_00298_31414_9808.N1	03-MAR-2008 16:35:11	Bright	42.000	51	41Gam1Leo	2.0100	4500.0	84	31414	No
229	GOM_NL__2PRFIN20080303_164644_000000412066_00298_31414_9809.N1	03-MAR-2008 16:46:44	Bright	41.000	82	48Bet UMa	2.3650	10600.	82	31414	No
230	GOM_NL__2PRFIN20080303_164807_000000412066_00298_31414_9810.N1	03-MAR-2008 16:48:07	Bright	41.000	36	50Alp UMa	1.8000	6300.0	82	31414	No
231	GOM_NL__2PRFIN20080303_165435_000000362066_00298_31414_9811.N1	03-MAR-2008 16:54:35	Bright	36.000	49	1Alp UMi	1.9900	6300.0	72	31414	No
232	GOM_NL__2PRFIN20080303_170210_000000362066_00298_31414_9812.N1	03-MAR-2008 17:02:10	Bright	36.000	89	5Alp Cep	2.4510	8000.0	72	31414	No
233	GOM_NL__2PRFIN20080303_170716_000000342066_00298_31414_9813.N1	03-MAR-2008 17:07:16	Bright	33.500	19	50Alp Cyg	1.2460	10500.	67	31414	No
234	GOM_NL__2PRFIN20080303_170849_000000342066_00298_31414_9814.N1	03-MAR-2008 17:08:49	Bright	33.500	66	37Gam Cyg	2.2080	5900.0	67	31414	No
235	GOM_NL__2PRFIN20080303_171023_000000342066_00298_31414_9815.N1	03-MAR-2008 17:10:23	Bright	34.000	92	53Eps Cyg	2.5000	4500.0	68	31414	No
236	GOM_NL__2PRFIN20080303_171734_000000382066_00298_31414_9816.N1	03-MAR-2008 17:17:34	Bright	38.000	168	17Zet Aql	2.9860	11000.	76	31414	No
237	GOM_NL__2PRFIN20080303_172727_000000412066_00298_31414_9817.N1	03-MAR-2008 17:27:27	Dark	40.500	155	41Pi Sgr	2.9000	6600.0	81	31414	No
238	GOM_NL__2PRFIN20080303_172919_000000462066_00298_31414_9818.N1	03-MAR-2008 17:29:19	Dark	46.000	57	34Sig Sgr	2.0660	26000.	92	31414	No
239	GOM_NL__2PRFIN20080303_173230_000000472066_00298_31414_9819.N1	03-MAR-2008 17:32:30	Dark	46.500	38	20Eps Sgr	1.8360	11000.	93	31414	No
240	GOM_NL__2PRFIN20080303_173530_000000462066_00298_31414_9820.N1	03-MAR-2008 17:35:30	Dark	45.500	25	35Lam Sco	1.6200	28000.	91	31414	No
241	GOM_NL__2PRFIN20080303_173901_000000412066_00299_31415_9798.N1	03-MAR-2008 17:39:01	Dark	41.000	141	Bet Ara	2.8400	4600.0	82	31415	No
242	GOM_NL__2PRFIN20080303_174159_000000422066_00299_31415_9799.N1	03-MAR-2008 17:41:59	Dark	42.000	43	Alp TrA	1.9100	4250.0	84	31415	No
243	GOM_NL__2PRFIN20080303_174411_000000392066_00299_31415_9800.N1	03-MAR-2008 17:44:11	Dark	38.500	145	Gam TrA	2.8720	10600.	77	31415	No
244	GOM_NL__2PRFIN20080303_174536_000000492066_00299_31415_9801.N1	03-MAR-2008 17:45:36	Dark	48.500	4	Alp1Cen	-0.010000	5800.0	97	31415	No
245	GOM_NL__2PRFIN20080303_174655_000000462066_00299_31415_9802.N1	03-MAR-2008 17:46:55	Dark	45.500	10	Bet Cen	0.61000	28000.	91	31415	No
246	GOM_NL__2PRFIN20080303_174922_000000402066_00299_31415_9803.N1	03-MAR-2008 17:49:22	Dark	39.500	12	Alp1Cru	0.77500	30000.	79	31415	No
247	GOM_NL__2PRFIN20080303_175156_000000442066_00299_31415_9804.N1	03-MAR-2008 17:51:56	Dark	44.000	64	Gam Cen	2.2000	10600.	88	31415	No
248	GOM_NL__2PRFIN20080303_175450_000000392066_00299_31415_9805.N1	03-MAR-2008 17:54:50	Straylight	38.500	113	Mu Vel	2.6920	5000.0	77	31415	No
249	GOM_NL__2PRFIN20080303_180716_000000502066_00299_31415_9806.N1	03-MAR-2008 18:07:16	Twl_and_stray	50.000	48	30Alp Hya	1.9770	4100.0	100	31415	No
250	GOM_NL__2PRFIN20080303_181315_000000422066_00299_31415_9807.N1	03-MAR-2008 18:13:15	Bright	41.500	22	32Alp Leo	1.3600	15200.	83	31415	No
251	GOM_NL__2PRFIN20080303_181547_000000432066_00299_31415_9808.N1	03-MAR-2008 18:15:47	Bright	43.000	51	41Gam1Leo	2.0100	4500.0	86	31415	No
252	GOM_NL__2PRFIN20080303_182720_000000392066_00299_31415_9809.N1	03-MAR-2008 18:27:20	Bright	39.000	82	48Bet UMa	2.3650	10600.	78	31415	No
253	GOM_NL__2PRFIN20080303_182842_000000382066_00299_31415_9810.N1	03-MAR-2008 18:28:42	Bright	38.000	36	50Alp UMa	1.8000	6300.0	76	31415	No
254	GOM_NL__2PRFIN20080303_183511_000000362066_00299_31415_9811.N1	03-MAR-2008 18:35:11	Bright	36.000	49	1Alp UMi	1.9900	6300.0	72	31415	No
255	GOM_NL__2PRFIN20080303_184246_000000372066_00299_31415_9812.N1	03-MAR-2008 18:42:46	Bright	37.000	89	5Alp Cep	2.4510	8000.0	74	31415	No
256	GOM_NL__2PRFIN20080303_184752_000000522066_00299_31415_9813.N1	03-MAR-2008 18:47:52	Bright	52.000	19	50Alp Cyg	1.2460	10500.	104	31415	No
257	GOM_NL__2PRFIN20080303_184925_000000362066_00299_31415_9814.N1	03-MAR-2008 18:49:25	Bright	36.000	66	37Gam Cyg	2.2080	5900.0	72	31415	No
258	GOM_NL__2PRFIN20080303_185100_000000352066_00299_31415_9815.N1	03-MAR-2008 18:51:00	Bright	35.000	92	53Eps Cyg	2.5000	4500.0	70	31415	No
259	GOM_NL__2PRFIN20080303_185810_000000402066_00299_31415_9816.N1	03-MAR-2008 18:58:10	Bright	40.000	168	17Zet Aql	2.9860	11000.	80	31415	No
260	GOM_NL__2PRFIN20080303_190804_000000412066_00299_31415_9817.N1	03-MAR-2008 19:08:04	Dark	41.000	155	41Pi Sgr	2.9000	6600.0	82	31415	No
261	GOM_NL__2PRFIN20080303_190956_000000422066_00299_31415_9818.N1	03-MAR-2008 19:09:56	Dark	42.000	57	34Sig Sgr	2.0660	26000.	84	31415	No
262	GOM_NL__2PRFIN20080303_191306_000000442066_00299_31415_9819.N1	03-MAR-2008 19:13:06	Dark	44.000	38	20Eps Sgr	1.8360	11000.	88	31415	No
263	GOM_NL__2PRFIN20080303_191607_000000562066_00299_31415_9820.N1	03-MAR-2008 19:16:07	Dark	56.000	25	35Lam Sco	1.6200	28000.	112	31415	No
264	GOM_NL__2PRFIN20080303_191938_000000402066_00300_31416_9798.N1	03-MAR-2008 19:19:38	Dark	40.000	141	Bet Ara	2.8400	4600.0	80	31416	No
265	GOM_NL__2PRFIN20080303_192236_000000402066_00300_31416_9799.N1	03-MAR-2008 19:22:36	Dark	40.000	43	Alp TrA	1.9100	4250.0	80	31416	No
266	GOM_NL__2PRFIN20080303_192448_000000362066_00300_31416_9800.N1	03-MAR-2008 19:24:48	Dark	36.000	145	Gam TrA	2.8720	10600.	72	31416	No
267	GOM_NL__2PRFIN20080303_192613_000000572066_00300_31416_9801.N1	03-MAR-2008 19:26:13	Dark	56.500	4	Alp1Cen	-0.010000	5800.0	113	31416	No
268	GOM_NL__2PRFIN20080303_192731_000000512066_00300_31416_9802.N1	03-MAR-2008 19:27:31	Dark	51.000	10	Bet Cen	0.61000	28000.	102	31416	No
269	GOM_NL__2PRFIN20080303_192958_000000482066_00300_31416_9803.N1	03-MAR-2008 19:29:58	Dark	48.000	12	Alp1Cru	0.77500	30000.	96	31416	No
270	GOM_NL__2PRFIN20080303_193233_000000462066_00300_31416_9804.N1	03-MAR-2008 19:32:33	Dark	46.000	64	Gam Cen	2.2000	10600.	92	31416	No
271	GOM_NL__2PRFIN20080303_193526_000000412066_00300_31416_9805.N1	03-MAR-2008 19:35:26	Straylight	40.500	113	Mu Vel	2.6920	5000.0	81	31416	No
272	GOM_NL__2PRFIN20080303_194752_000000472066_00300_31416_9806.N1	03-MAR-2008 19:47:52	Twl_and_stray	46.500	48	30Alp Hya	1.9770	4100.0	93	31416	No
273	GOM_NL__2PRFIN20080303_195351_000000402066_00300_31416_9807.N1	03-MAR-2008 19:53:51	Bright	40.000	22	32Alp Leo	1.3600	15200.	80	31416	No
274	GOM_NL__2PRFIN20080303_195622_000000422066_00300_31416_9808.N1	03-MAR-2008 19:56:22	Bright	42.000	51	41Gam1Leo	2.0100	4500.0	84	31416	No
275	GOM_NL__2PRFIN20080303_200755_000000412066_00300_31416_9809.N1	03-MAR-2008 20:07:55	Bright	40.500	82	48Bet UMa	2.3650	10600.	81	31416	No
276	GOM_NL__2PRFIN20080303_200918_000000422066_00300_31416_9810.N1	03-MAR-2008 20:09:18	Bright	42.000	36	50Alp UMa	1.8000	6300.0	84	31416	No
277	GOM_NL__2PRFIN20080303_201547_000000362066_00300_31416_9811.N1	03-MAR-2008 20:15:47	Bright	36.000	49	1Alp UMi	1.9900	6300.0	72	31416	No
278	GOM_NL__2PRFIN20080303_202322_000000332066_00300_31416_9812.N1	03-MAR-2008 20:23:22	Bright	32.500	89	5Alp Cep	2.4510	8000.0	65	31416	No

279	GOM_NL__2PRFIN20080303_202828_000000342066_00300_31416_9813.N1	03-MAR-2008 20:28:28	Bright	33.500	19	50Alp Cyg	1.2460	10500.	67	31416	No
280	GOM_NL__2PRFIN20080303_203001_000000372066_00300_31416_9814.N1	03-MAR-2008 20:30:01	Bright	36.500	66	37Gam Cyg	2.2080	5900.0	73	31416	No
281	GOM_NL__2PRFIN20080303_203136_000000352066_00300_31416_9815.N1	03-MAR-2008 20:31:36	Bright	34.500	92	53Eps Cyg	2.5000	4500.0	69	31416	No
282	GOM_NL__2PRFIN20080303_203846_000000402066_00300_31416_9816.N1	03-MAR-2008 20:38:46	Bright	39.500	168	17Zet Aql	2.9860	11000.	79	31416	No
283	GOM_NL__2PRFIN20080303_204840_000000412066_00300_31416_9817.N1	03-MAR-2008 20:48:40	Dark	40.500	155	41Pi Sgr	2.9000	6600.0	81	31416	No
284	GOM_NL__2PRFIN20080303_205032_000000412066_00300_31416_9818.N1	03-MAR-2008 20:50:32	Dark	40.500	57	34Sig Sgr	2.0660	26000.	81	31416	No
285	GOM_NL__2PRFIN20080303_205343_000000422066_00300_31416_9819.N1	03-MAR-2008 20:53:43	Dark	42.000	38	20Eps Sgr	1.8360	11000.	84	31416	No
286	GOM_NL__2PRFIN20080303_205644_000000482066_00300_31416_9820.N1	03-MAR-2008 20:56:44	Dark	48.000	25	35Lam Sco	1.6200	28000.	96	31416	No
287	GOM_NL__2PRFIN20080303_210014_000000402066_00301_31417_9798.N1	03-MAR-2008 21:00:14	Dark	40.000	141	Bet Ara	2.8400	4600.0	80	31417	No
288	GOM_NL__2PRFIN20080303_210312_000000392066_00301_31417_9799.N1	03-MAR-2008 21:03:12	Dark	39.000	43	Alp TrA	1.9100	4250.0	78	31417	No
289	GOM_NL__2PRFIN20080303_210524_000000382066_00301_31417_9800.N1	03-MAR-2008 21:05:24	Dark	37.500	145	Gam TrA	2.8720	10600.	75	31417	No
290	GOM_NL__2PRFIN20080303_210649_000000502066_00301_31417_9801.N1	03-MAR-2008 21:06:49	Dark	50.000	4	Alp1Cen	-0.010000	5800.0	100	31417	No
291	GOM_NL__2PRFIN20080303_210808_000000412066_00301_31417_9802.N1	03-MAR-2008 21:08:08	Dark	41.000	10	Bet Cen	0.61000	28000.	82	31417	No
292	GOM_NL__2PRFIN20080303_211035_000000402066_00301_31417_9803.N1	03-MAR-2008 21:10:35	Dark	39.500	12	Alp1Cru	0.77500	30000.	79	31417	No
293	GOM_NL__2PRFIN20080303_211309_000000422066_00301_31417_9804.N1	03-MAR-2008 21:13:09	Dark	42.000	64	Gam Cen	2.2000	10600.	84	31417	No
294	GOM_NL__2PRFIN20080303_211602_000000412066_00301_31417_9805.N1	03-MAR-2008 21:16:02	Straylight	40.500	113	Mu Vel	2.6920	5000.0	81	31417	No
295	GOM_NL__2PRFIN20080303_212828_000000452066_00301_31417_9806.N1	03-MAR-2008 21:28:28	Twilight_and_stray	45.000	48	30Alp Hya	1.9770	4100.0	90	31417	No
296	GOM_NL__2PRFIN20080303_213427_000000402066_00301_31417_9807.N1	03-MAR-2008 21:34:27	Bright	40.000	22	32Alp Leo	1.3600	15200.	80	31417	No
297	GOM_NL__2PRFIN20080303_213658_000000422066_00301_31417_9808.N1	03-MAR-2008 21:36:58	Bright	41.500	51	41Gam1Leo	2.0100	4500.0	83	31417	No
298	GOM_NL__2PRFIN20080303_214831_000000402066_00301_31417_9809.N1	03-MAR-2008 21:48:31	Bright	40.000	82	48Bet UMa	2.3650	10600.	80	31417	No
299	GOM_NL__2PRFIN20080303_214953_000000412066_00301_31417_9810.N1	03-MAR-2008 21:49:53	Bright	41.000	36	50Alp UMa	1.8000	6300.0	82	31417	No
300	GOM_NL__2PRFIN20080303_215623_000000372066_00301_31417_9811.N1	03-MAR-2008 21:56:23	Bright	36.500	49	1Alp UMi	1.9900	6300.0	73	31417	No
301	GOM_NL__2PRFIN20080303_220358_000000352066_00301_31417_9812.N1	03-MAR-2008 22:03:58	Bright	35.000	89	5Alp Cep	2.4510	8000.0	70	31417	No
302	GOM_NL__2PRFIN20080303_220904_000000372066_00301_31417_9813.N1	03-MAR-2008 22:09:04	Bright	37.000	19	50Alp Cyg	1.2460	10500.	74	31417	No
303	GOM_NL__2PRFIN20080303_221037_000000342066_00301_31417_9814.N1	03-MAR-2008 22:10:37	Bright	33.500	66	37Gam Cyg	2.2080	5900.0	67	31417	No
304	GOM_NL__2PRFIN20080303_221212_000000332066_00301_31417_9815.N1	03-MAR-2008 22:12:12	Bright	33.000	92	53Eps Cyg	2.5000	4500.0	66	31417	No
305	GOM_NL__2PRFIN20080303_221922_000000522066_00301_31417_9816.N1	03-MAR-2008 22:19:22	Bright	52.000	168	17Zet Aql	2.9860	11000.	104	31417	No
306	GOM_NL__2PRFIN20080303_222917_000000442066_00301_31417_9817.N1	03-MAR-2008 22:29:17	Dark	44.000	155	41Pi Sgr	2.9000	6600.0	88	31417	No
307	GOM_NL__2PRFIN20080303_223108_000000422066_00301_31417_9818.N1	03-MAR-2008 22:31:08	Dark	41.500	57	34Sig Sgr	2.0660	26000.	83	31417	No
308	GOM_NL__2PRFIN20080303_223419_000000452066_00301_31417_9819.N1	03-MAR-2008 22:34:19	Dark	45.000	38	20Eps Sgr	1.8360	11000.	90	31417	No
309	GOM_NL__2PRFIN20080303_223720_000000452066_00301_31417_9820.N1	03-MAR-2008 22:37:20	Dark	45.000	25	35Lam Sco	1.6200	28000.	90	31417	No
310	GOM_NL__2PRFIN20080303_224051_000000432066_00302_31418_9798.N1	03-MAR-2008 22:40:51	Dark	42.500	141	Bet Ara	2.8400	4600.0	85	31418	No
311	GOM_NL__2PRFIN20080303_224348_000000422066_00302_31418_9799.N1	03-MAR-2008 22:43:48	Dark	42.000	43	Alp TrA	1.9100	4250.0	84	31418	No
312	GOM_NL__2PRFIN20080303_224600_000000372066_00302_31418_9800.N1	03-MAR-2008 22:46:00	Dark	37.000	145	Gam TrA	2.8720	10600.	74	31418	No
313	GOM_NL__2PRFIN20080303_224726_000000442066_00302_31418_9801.N1	03-MAR-2008 22:47:26	Dark	43.500	4	Alp1Cen	-0.010000	5800.0	87	31418	No
314	GOM_NL__2PRFIN20080303_224844_000000432066_00302_31418_9802.N1	03-MAR-2008 22:48:44	Dark	43.000	10	Bet Cen	0.61000	28000.	86	31418	No
315	GOM_NL__2PRFIN20080303_225111_000000382066_00302_31418_9803.N1	03-MAR-2008 22:51:11	Dark	37.500	12	Alp1Cru	0.77500	30000.	75	31418	No
316	GOM_NL__2PRFIN20080303_225346_000000432066_00302_31418_9804.N1	03-MAR-2008 22:53:46	Dark	42.500	64	Gam Cen	2.2000	10600.	85	31418	No
317	GOM_NL__2PRFIN20080303_225638_000000432066_00302_31418_9805.N1	03-MAR-2008 22:56:38	Straylight	42.500	113	Mu Vel	2.6920	5000.0	85	31418	No
318	GOM_NL__2PRFIN20080303_230904_000000452066_00302_31418_9806.N1	03-MAR-2008 23:09:04	Twilight_and_stray	45.000	48	30Alp Hya	1.9770	4100.0	90	31418	No
319	GOM_NL__2PRFIN20080303_231502_000000392066_00302_31418_9807.N1	03-MAR-2008 23:15:02	Bright	39.000	22	32Alp Leo	1.3600	15200.	78	31418	No
320	GOM_NL__2PRFIN20080303_231734_000000422066_00302_31418_9808.N1	03-MAR-2008 23:17:34	Bright	42.000	51	41Gam1Leo	2.0100	4500.0	84	31418	No
321	GOM_NL__2PRFIN20080303_232906_000000392066_00302_31418_9809.N1	03-MAR-2008 23:29:06	Bright	38.500	82	48Bet UMa	2.3650	10600.	77	31418	No
322	GOM_NL__2PRFIN20080303_233029_000000382066_00302_31418_9810.N1	03-MAR-2008 23:30:29	Bright	38.000	36	50Alp UMa	1.8000	6300.0	76	31418	No
323	GOM_NL__2PRFIN20080303_233659_000000362066_00302_31418_9811.N1	03-MAR-2008 23:36:59	Bright	36.000	49	1Alp UMi	1.9900	6300.0	72	31418	No
324	GOM_NL__2PRFIN20080303_234434_000000362066_00302_31418_9812.N1	03-MAR-2008 23:44:34	Bright	36.000	89	5Alp Cep	2.4510	8000.0	72	31418	No
325	GOM_NL__2PRFIN20080303_234940_000000372066_00302_31418_9813.N1	03-MAR-2008 23:49:40	Bright	36.500	19	50Alp Cyg	1.2460	10500.	73	31418	No
326	GOM_NL__2PRFIN20080303_235113_000000352066_00302_31418_9814.N1	03-MAR-2008 23:51:13	Bright	34.500	66	37Gam Cyg	2.2080	5900.0	69	31418	No
327	GOM_NL__2PRFIN20080303_235248_000000342066_00302_31418_9815.N1	03-MAR-2008 23:52:48	Bright	33.500	92	53Eps Cyg	2.5000	4500.0	67	31418	No
328	GOM_NL__2PRFIN20080303_235959_000000412066_00302_31418_9816.N1	03-MAR-2008 23:59:59	Bright	40.500	168	17Zet Aql	2.9860	11000.	81	31418	No

3. Quality information per product

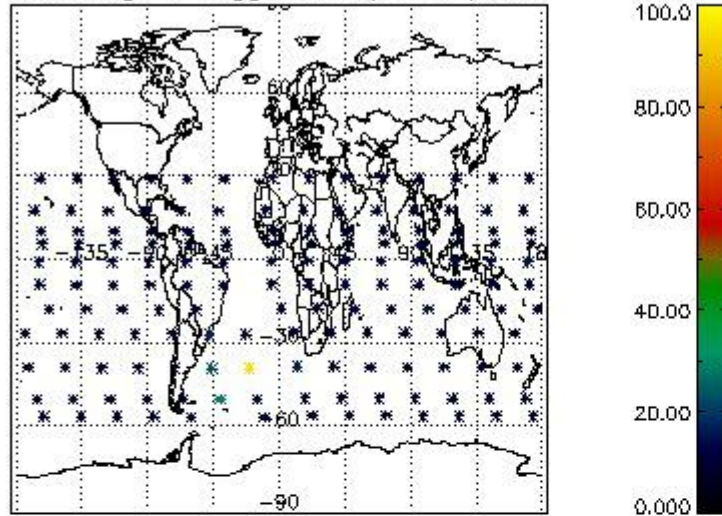
In this section it is plotted some information contained in the Quality Summary data set of the level 2 products. Only products in dark limb conditions and without errors (error flag in the MPH set to "0") are used.

3.1 Plot quality information per product (time dependant)

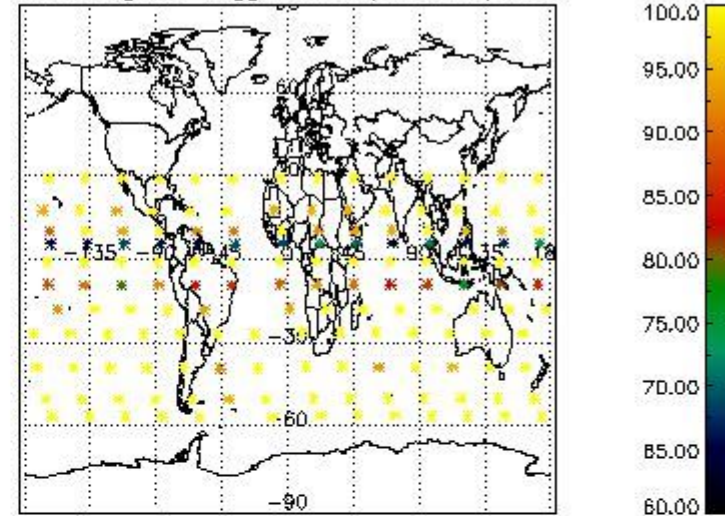


3.2 Plot quality information per product (world map)

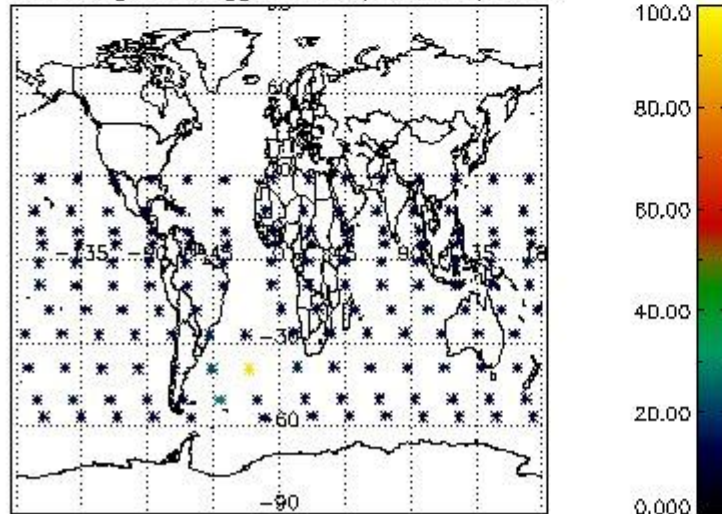
Percentage of flagged data per O3 profile



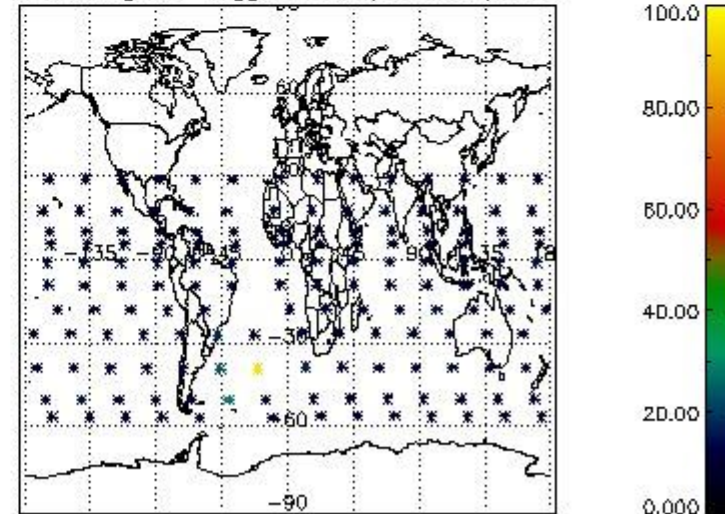
Percentage of flagged data per H2O profile



Percentage of flagged data per NO2 profile



Percentage of flagged data per NO3 profile

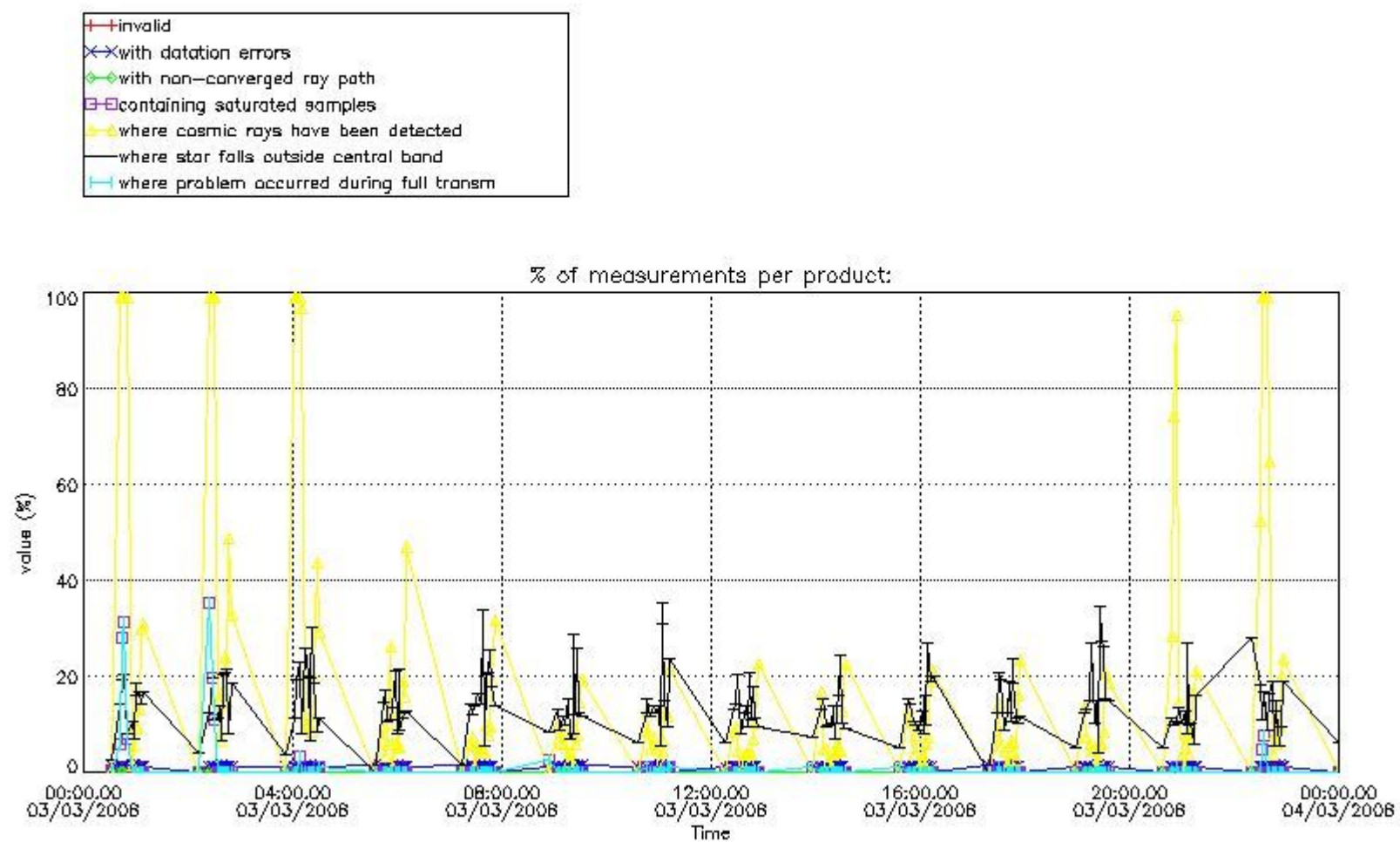


4. Level 1 quality information per product

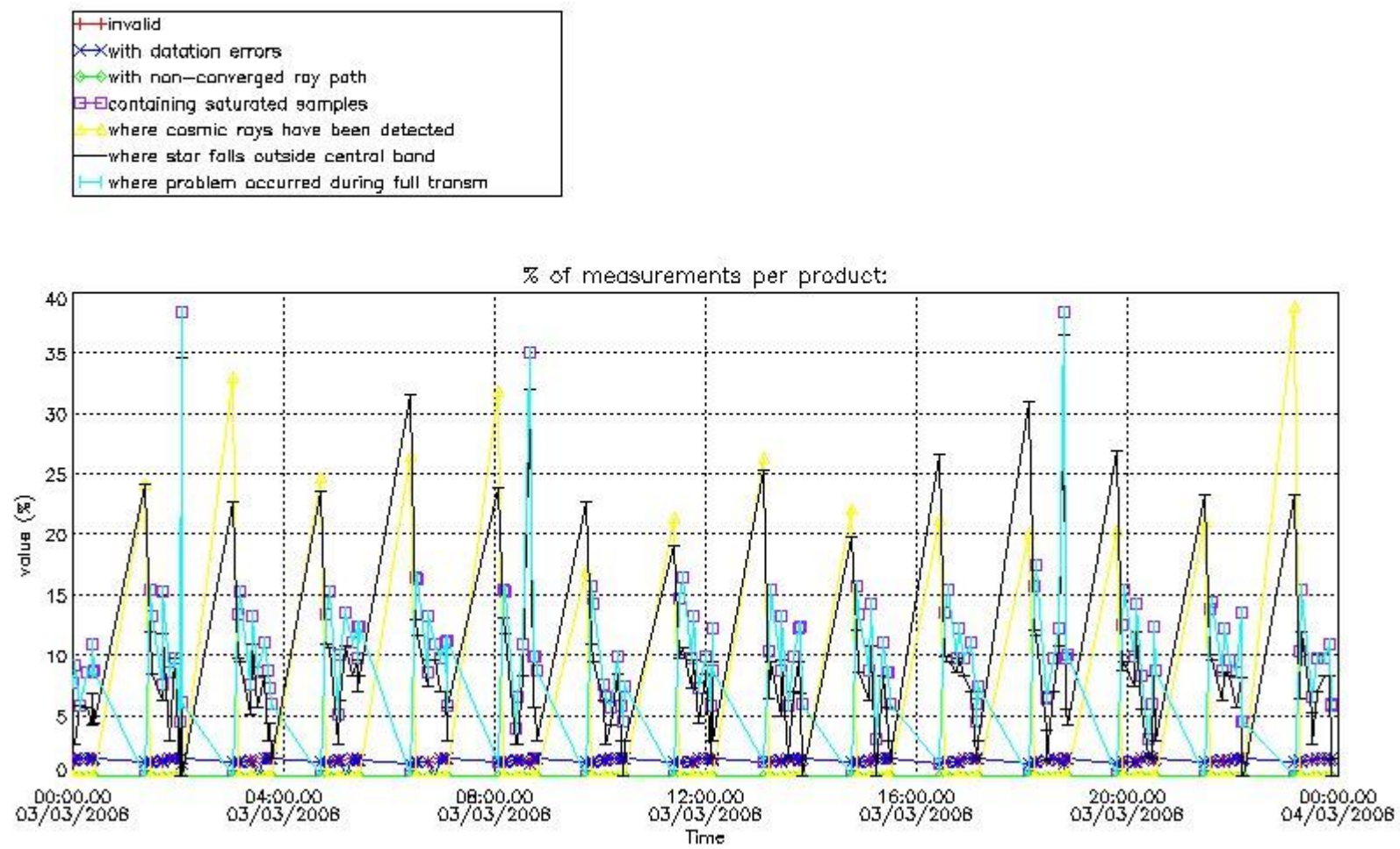
In this section it is plotted some information contained in the Quality Summary data set of the level 2 products that comes from the level 1b processing. Products without errors (error flag in the MPH set to "0") are used.

4.1 Plot quality information per product (time dependant) coming from level 1b processing

4.1.1 Plot level 1 quality information per product (time dependant): ENVISAT ASCENDING passes

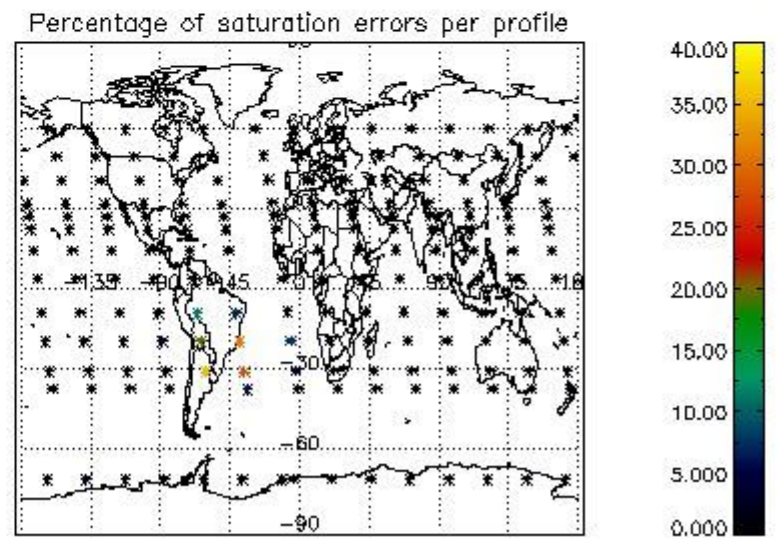
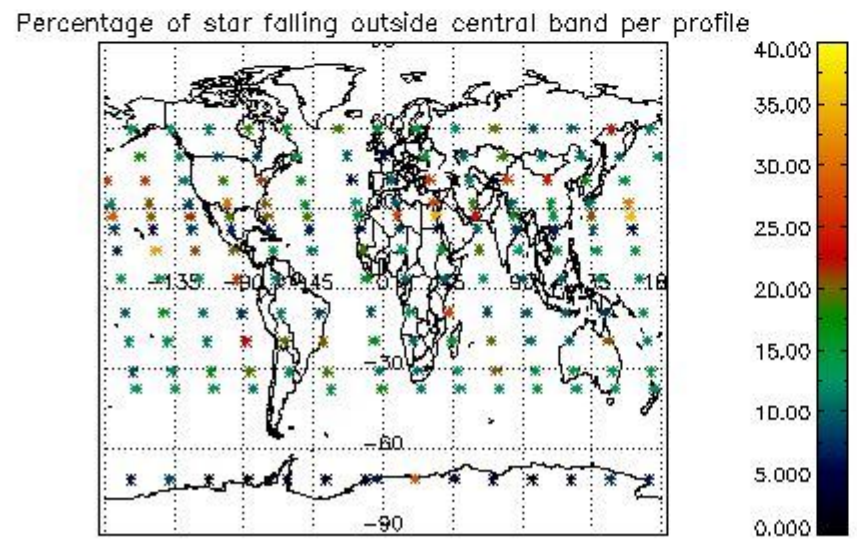
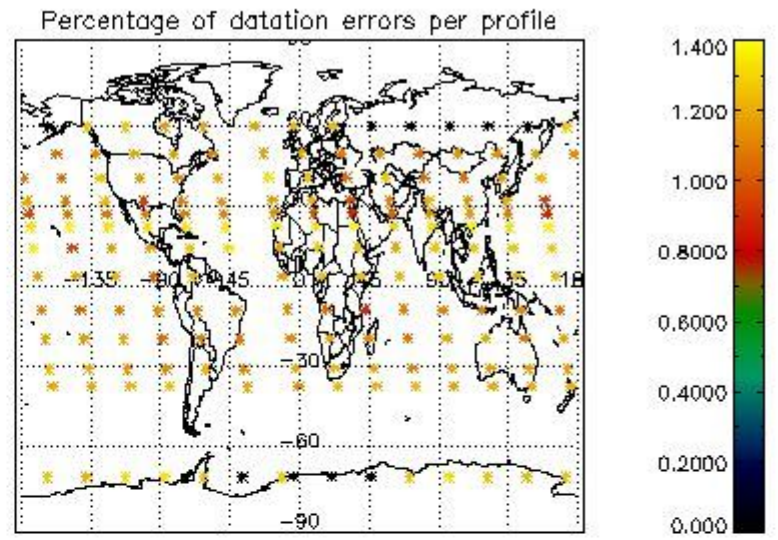
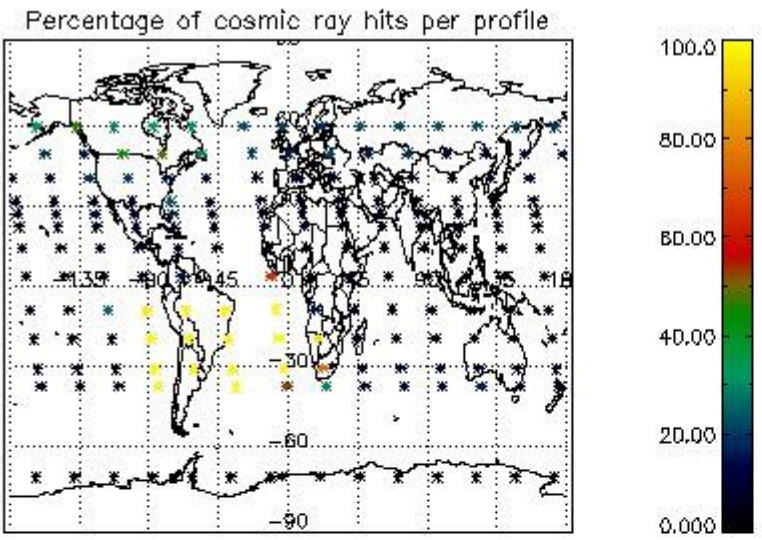


4.1.2 Plot level 1 quality information per product (time dependant): ENVI SAT DESCENDING passes

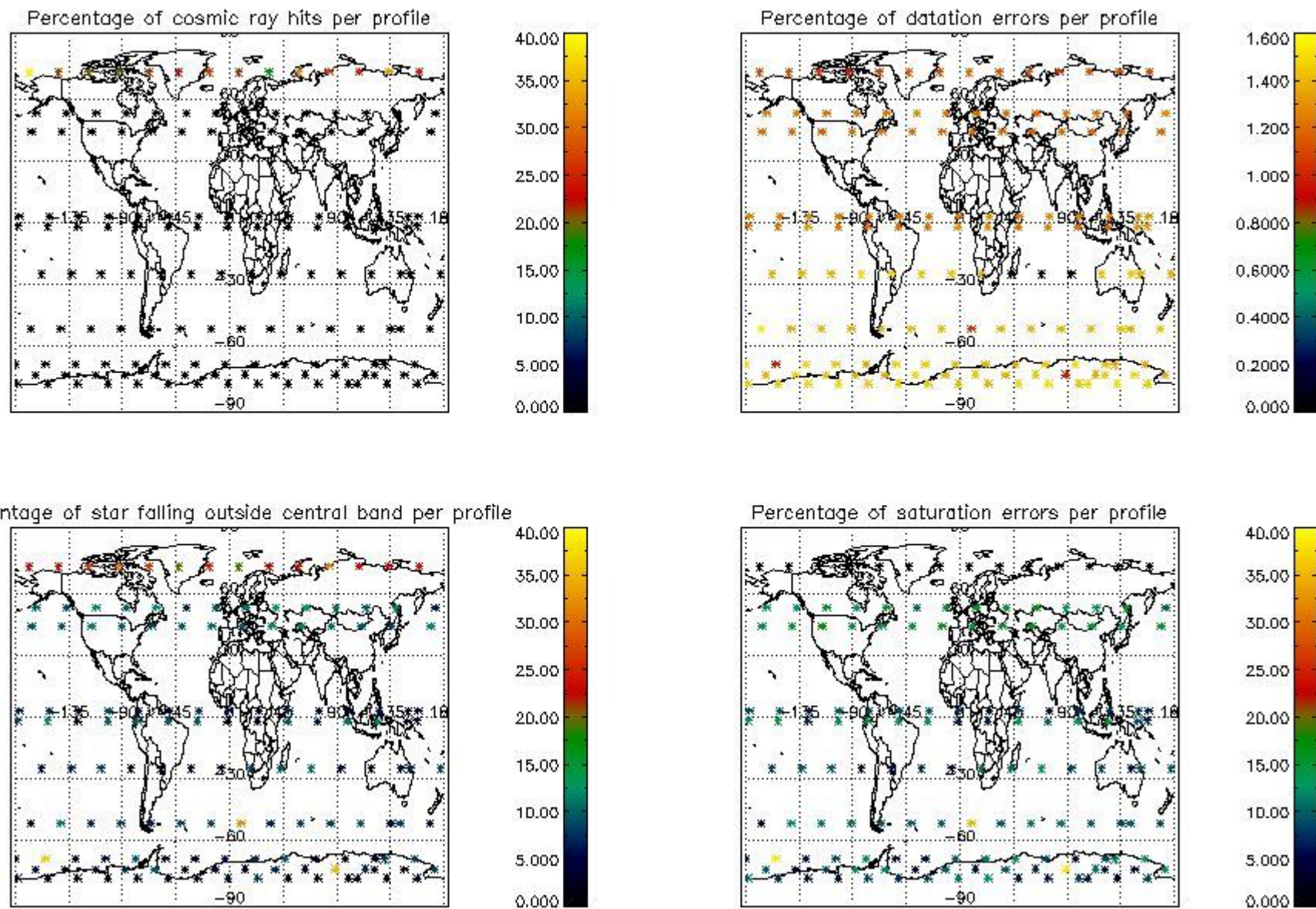


4.2 Plot quality information per product coming from level 1b processing (world map)

4.2.1 Plot level 1 quality information per product (world map): ENVISAT ASCENDING passes



4.2.2 Plot level 1 quality information per product (world map): ENVISAT DESCENDING passes



5. Trace gas profiles

5.1 Ozone statistics based on quality of products

The final quality of the products can be "measured" using the STD (Standard Deviation) attached to every point profile. This information is written to the parameter GOM_NL__2P/NL_LOCAL_SPECIES_DENSITY/o3_std of the level 2 products. The table below shows the statistics for given STD ranges.

The statistics are given with respect to the overall valid production:

- Products without fatal errors: GOM_NL__2P/MPH/PRODUCT_ERR=0
- Valid point profile: GOM_NL__2P/NL_LOCAL_SPECIES_DENSITY/pcd(0)=0

The 'Criteria' is applied to valid points of dark limb products:

- Products in dark limb illumination condition: GOM_NL__2P/NL_SUMMARY_QUALITY/obs_ill_cond=0
- Products without fatal errors: GOM_NL__2P/MPH/PRODUCT_ERR=0
- Valid point profile: GOM_NL__2P/NL_LOCAL_SPECIES_DENSITY/pcd(0)=0

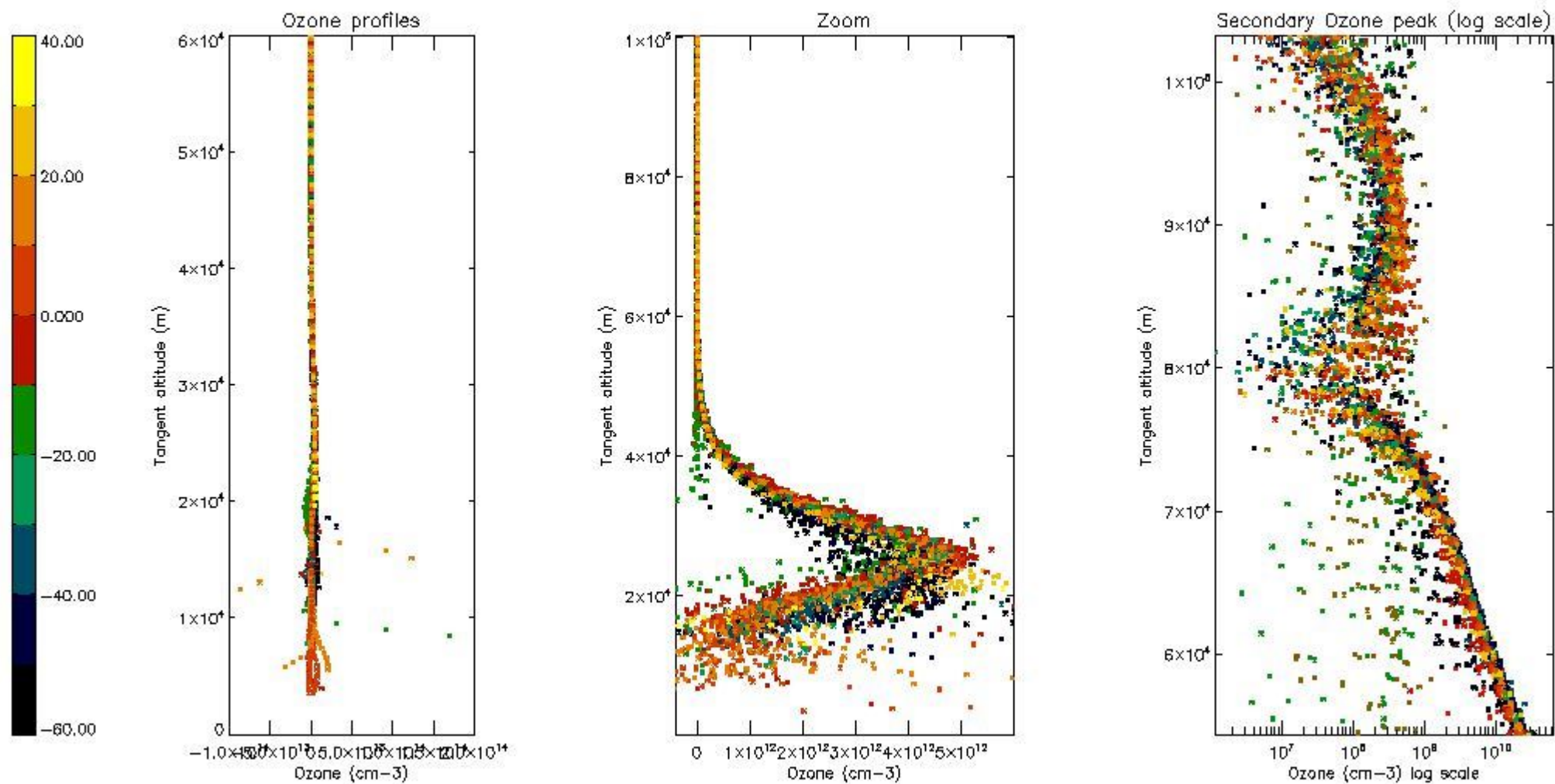
So, the table below shows the percentage of dark limb and valid observations for each criteria with respect to the overall valid daily observations.

Criteria	% of total production
All STD	50
STD < 20	28

STD < 10	22
STD < 5	15

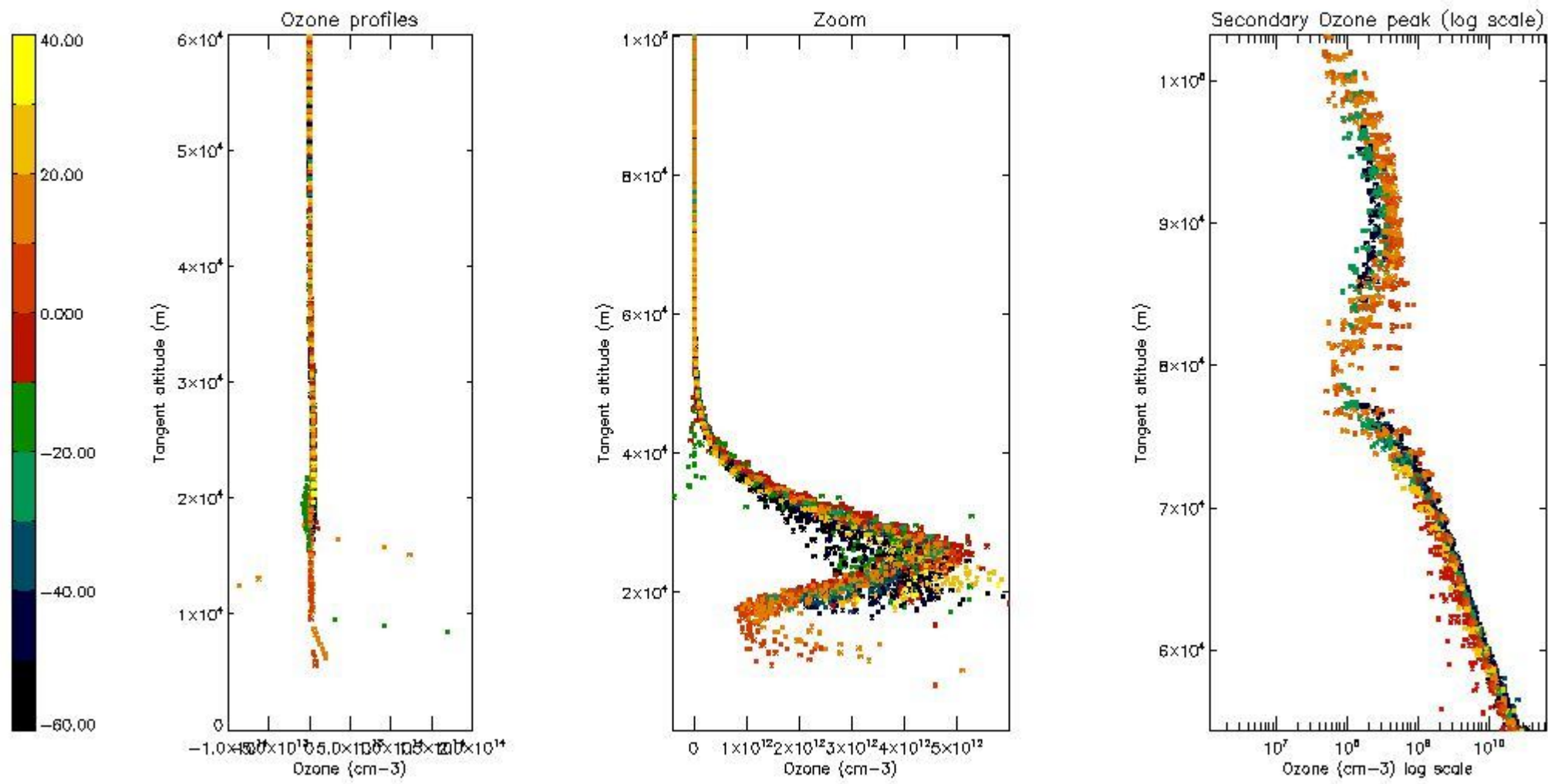
5.2 Plot ozone profiles for all STD (dark without errors)

The colorbar represents the latitude.



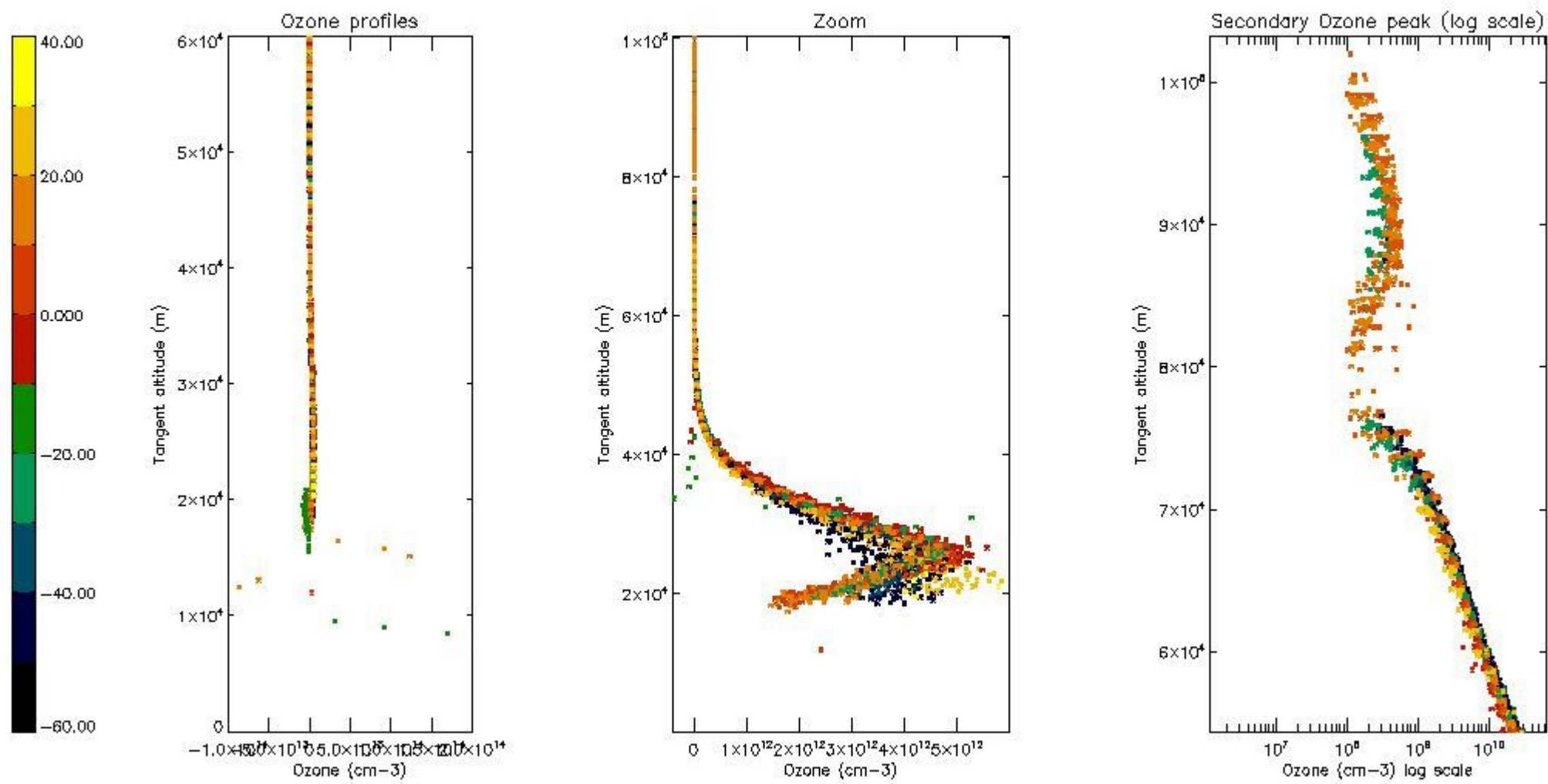
5.3 Plot ozone profiles where STD < 20% (dark without errors)

The colorbar represents the latitude.



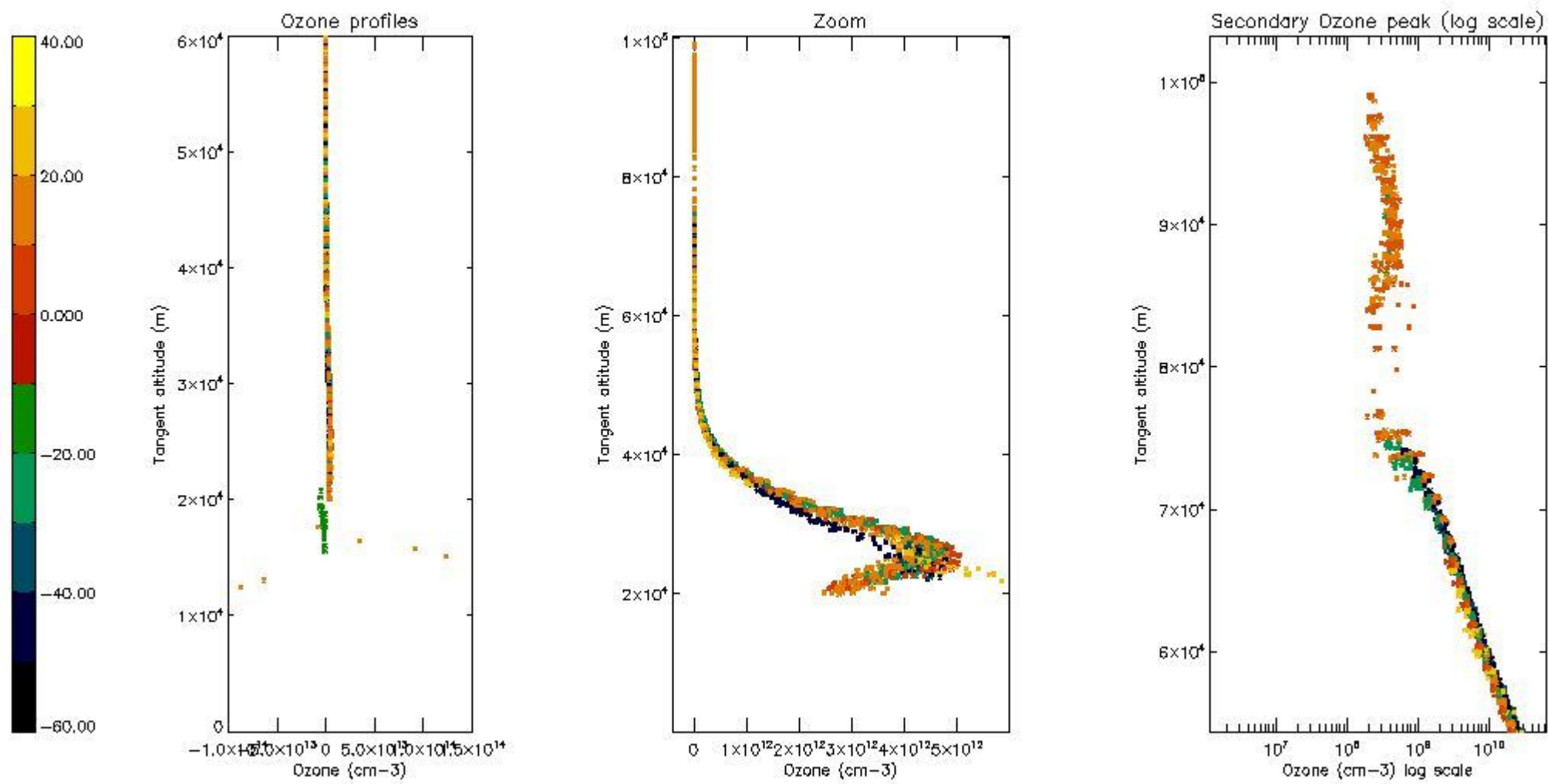
5.4 Plot ozone profiles where $STD < 10\%$ (dark without errors)

The colorbar represents the latitude.



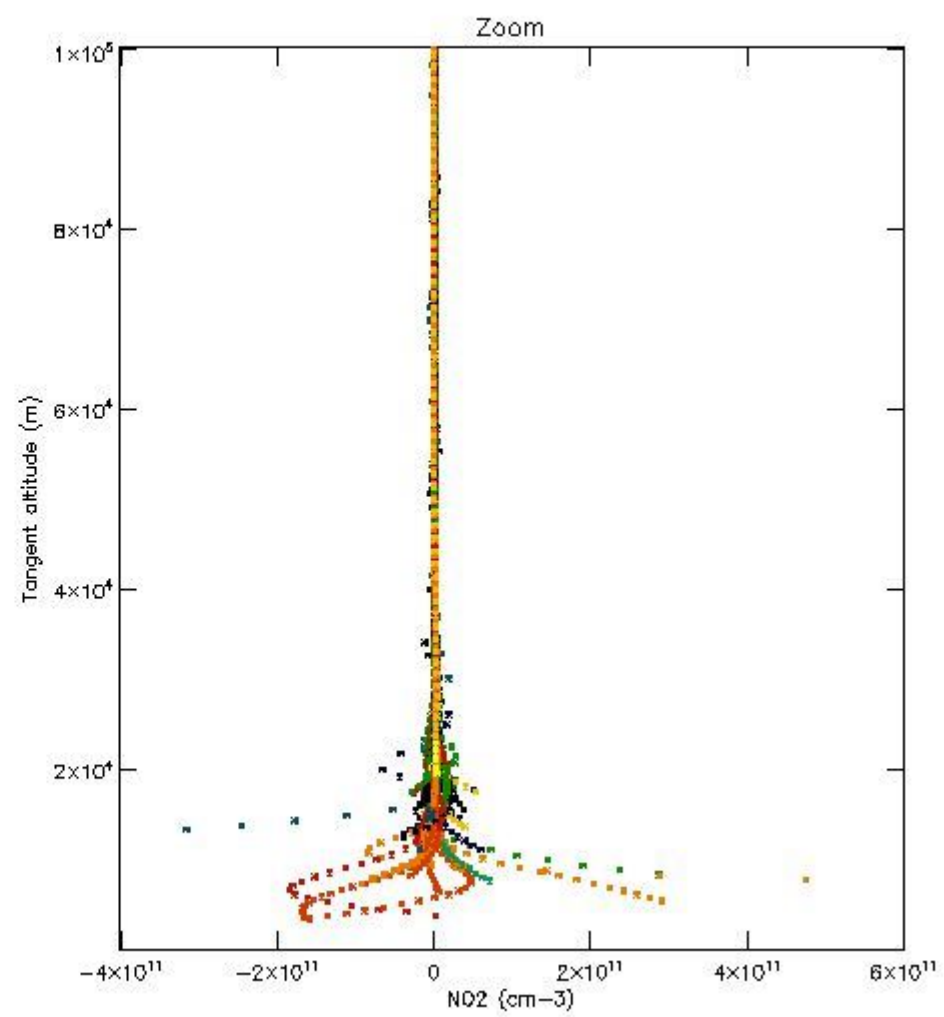
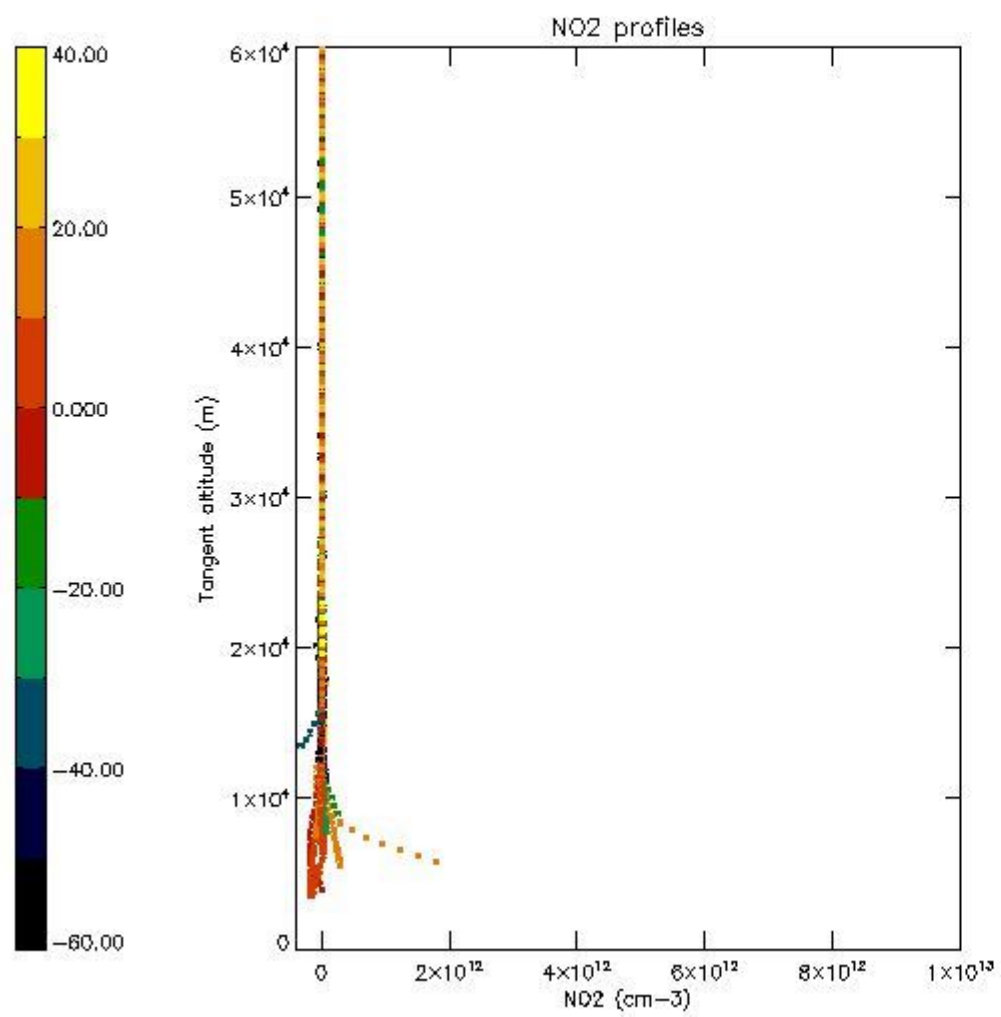
5.5 Plot ozone profiles where STD < 5% (dark without errors)

The colorbar represents the latitude.



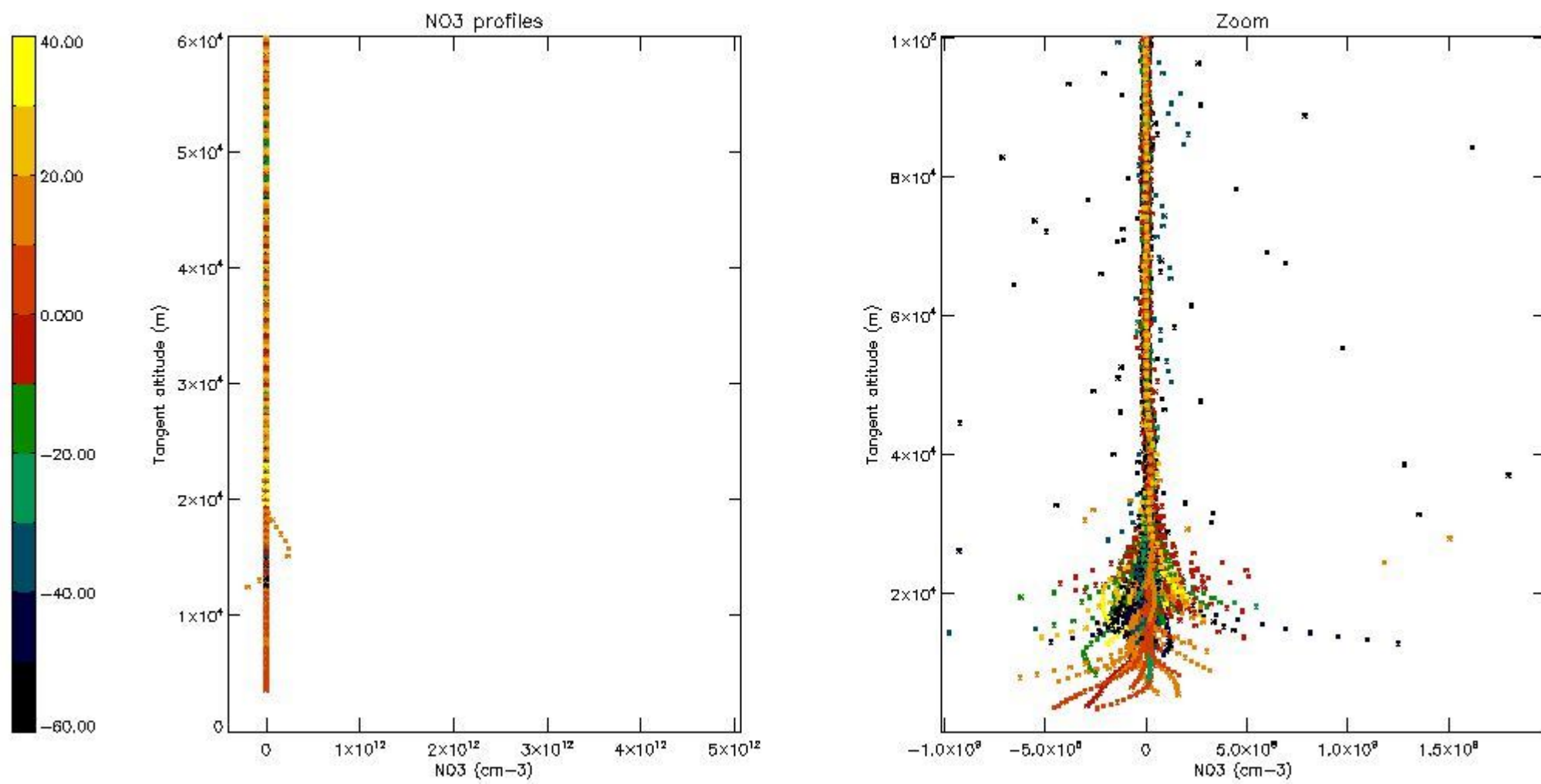
5.6 Plot NO₂ profiles for all STD (dark without errors)

The colorbar represents the latitude.



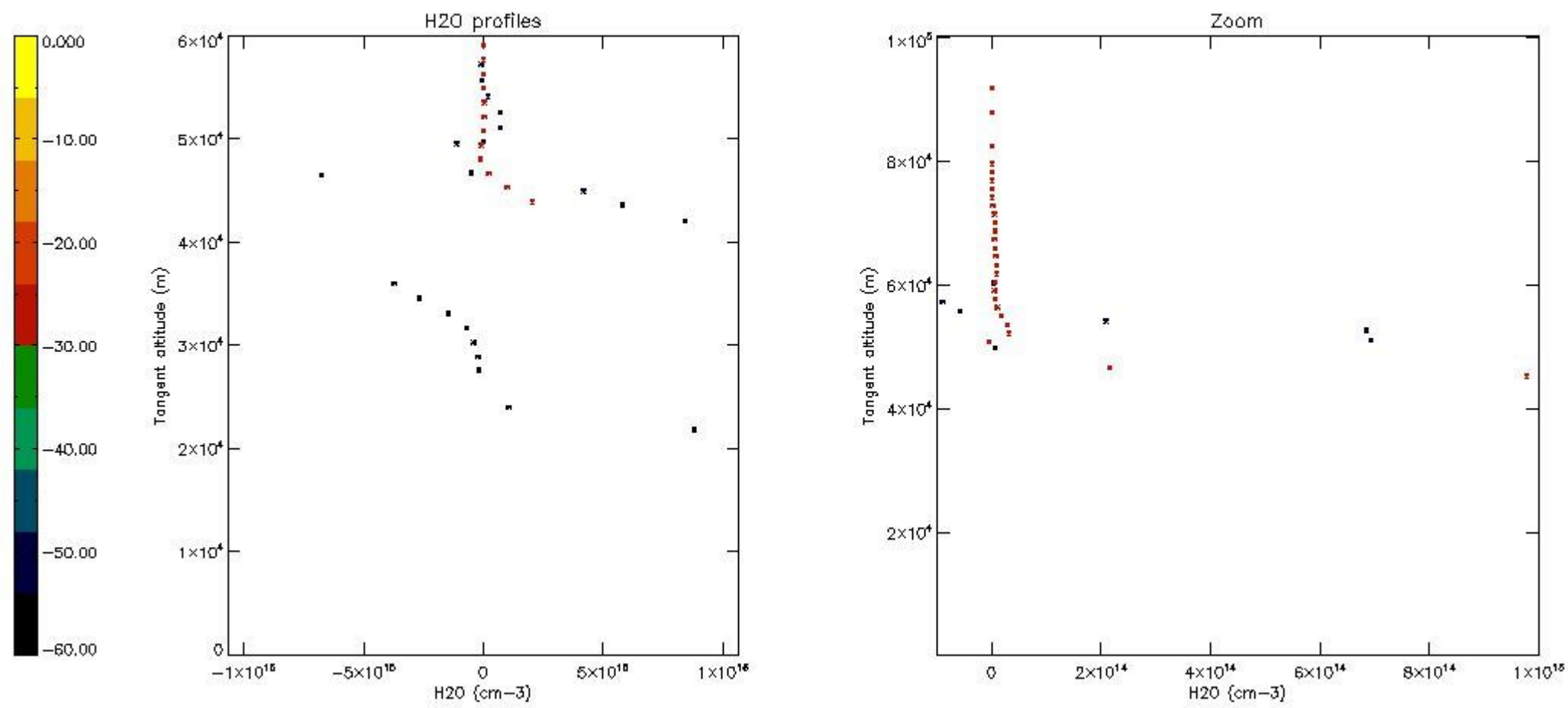
5.7 Plot NO3 profiles for all STD (dark without errors)

The colorbar represents the latitude.



5.8 Plot H2O profiles for all STD (only for occultations of stars 1,2,3,4,13,14,16,26,63 dark without errors)

The colorbar represents the latitude.



6. Auxiliary Data Files used for the production reported in section 2

The number reported in the third column indicates since which file (see list in section 2) the corresponding auxiliary file has been used. The fourth column is the date of those product files.

Type	Auxiliary Filename	Used since product	Used since product date
INST_PHYS_CHARACTERISTICS	GOM_INS_AXVIEC20091111_143220_20030716_120000_20500101_000000	1	03-MAR-2008 00:00:49
LEVEL-2_PROC_CONFIG	GOM_PR2_AXVIEC20091111_152718_20020301_000000_20500101_000000	1	03-MAR-2008 00:00:49
CROSS_SECTIONS_FILE	GOM_CRS_AXVIEC20091111_154832_20020301_000000_20500101_000000	1	03-MAR-2008 00:00:49

GOMOS Level 2 Daily Report

SUMMARY

[1. General Info](#)

[2. Summary of processed GOM_NL_2P products](#)

[3. Level 2 Quality information per product](#)

[3.1 Plot of level 2 quality information per product \(time dependant\)](#)

[3.2 Plot of level 2 quality information per product \(world map\)](#)

[4. Level 1 Quality information per product \(stored on level 2 products\)](#)

[4.1 Plot of level 1 quality information per product \(time dependant\)](#)

[4.1.1 Plot of level 1 quality information per product \(time dependant\): ASCENDING](#)

[4.1.2 Plot of level 1 quality information per product \(time dependant\): DESCENDING](#)

[4.2 Plot of level 1 quality information per product \(world map\)](#)

[4.2.1 Plot of level 1 quality information per product \(world map\): ASCENDING](#)

[4.2.2 Plot of level 1 quality information per product \(world map\): DESCENDING](#)

[5. Ozone profiles based on quality statistics and other trace gas profiles](#)

[5.1 Ozone statistics based on quality of products](#)

[5.2 Plot ozone profiles for all STD \(dark without errors\)](#)

[5.3 Plot ozone profiles where STD < 20% \(dark without errors\)](#)

[5.4. Plot ozone profiles where STD < 10% \(dark without errors\)](#)

[5.5. Plot ozone profiles where STD < 5% \(dark without errors\)](#)

[5.6 Plot NO2 profiles for all STD \(dark without errors\)](#)

[5.7 Plot NO3 profiles for all STD \(dark without errors\)](#)

[5.8 Plot H2O profiles \(only for occultations of stars 1,2,3,4,13,14,16,26,63 dark without errors\) for all STD](#)

[6. Auxiliary Data Files used for the production reported in section 2](#)

This report presents the daily analysis on parameters extracted from GOMOS level 2 data (GOM_NL__2P). It is intended to monitor some important parameters that will impact the quality of these products. A list of level 2 products (and content) that have arrived during the reporting day to the PCF is also given.

Item	Value
Time of report generation	25APR2013 11:11:30
Data source version	GOMOS/6.01
Start time of products	03-03-2008 (03MAR2008 00:00:00)
Stop time of products	04-03-2008 (04MAR2008 00:00:00)
Store outputs in DB	Yes
Nb of level 2 prods	328
Nb of prods with errors	0

2. Summary of processed GOM_NL__2P products.

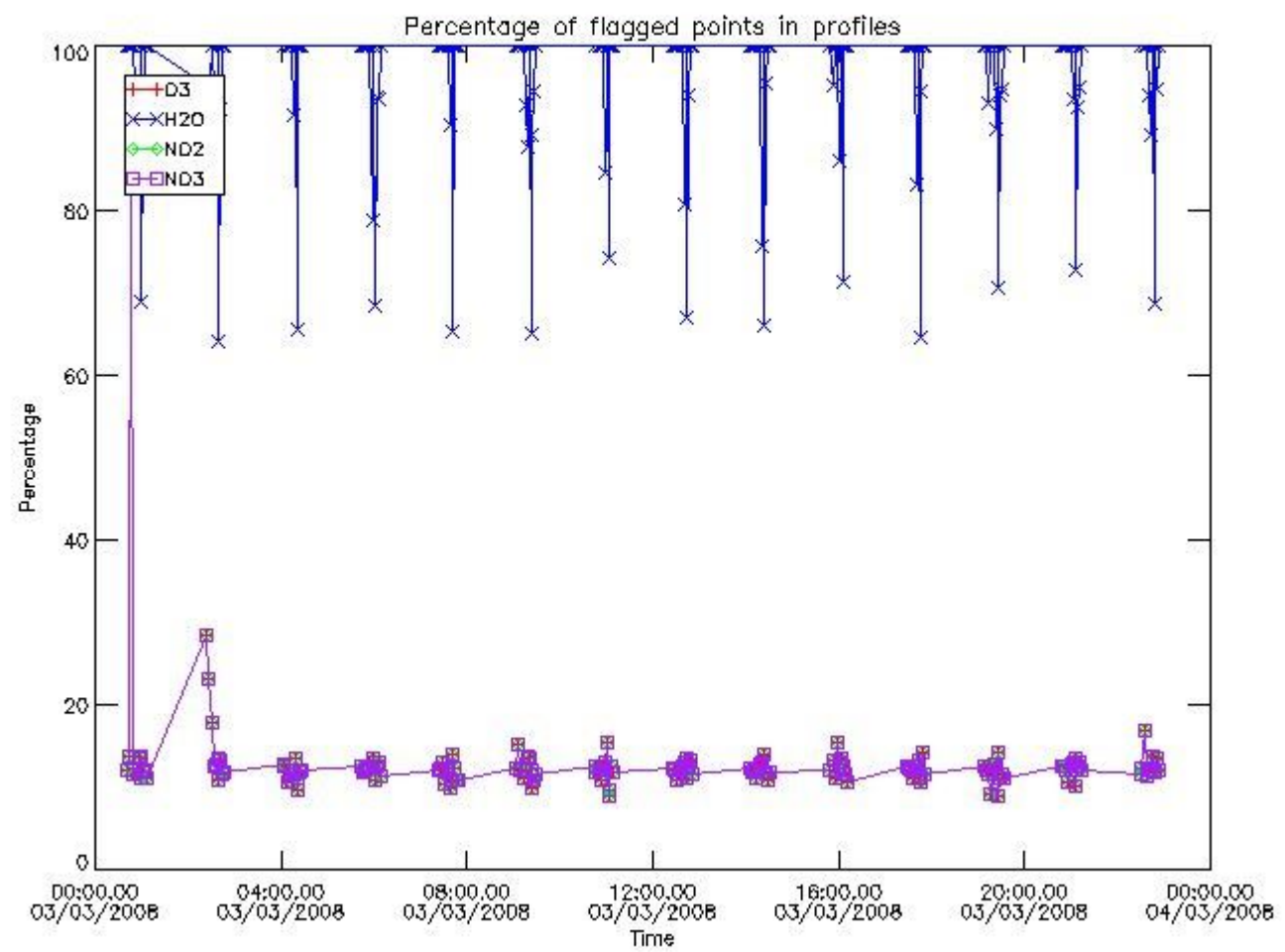
Nr	Filename	UTC Start time	Limb	Duration	Star Id	Star Name	Star Mag	Star Temp	Nb Meas	Orbit	Prod. error
1	GOM_NL__2PRFIN20080303_000049_000000392066_00288_31404_9752.N1	03-MAR-2008 00:00:49	Bright	39.000	82	48Bet UMa	2.3650	10600.	78	31404	No
2	GOM_NL__2PRFIN20080303_000211_000000392066_00288_31404_9753.N1	03-MAR-2008 00:02:11	Bright	38.500	36	50Alp UMa	1.8000	6300.0	77	31404	No
3	GOM_NL__2PRFIN20080303_000836_000000352066_00288_31404_9754.N1	03-MAR-2008 00:08:36	Bright	34.500	49	1Alp UMi	1.9900	6300.0	69	31404	No
4	GOM_NL__2PRFIN20080303_001609_000000352066_00288_31404_9755.N1	03-MAR-2008 00:16:09	Bright	35.000	89	5Alp Cep	2.4510	8000.0	70	31404	No
5	GOM_NL__2PRFIN20080303_002115_000000352066_00288_31404_9756.N1	03-MAR-2008 00:21:15	Bright	35.000	19	50Alp Cyg	1.2460	10500.	70	31404	No
6	GOM_NL__2PRFIN20080303_002249_000000372066_00288_31404_9757.N1	03-MAR-2008 00:22:49	Bright	36.500	66	37Gam Cyg	2.2080	5900.0	73	31404	No
7	GOM_NL__2PRFIN20080303_002423_000000352066_00288_31404_9758.N1	03-MAR-2008 00:24:23	Bright	34.500	92	53Eps Cyg	2.5000	4500.0	69	31404	No
8	GOM_NL__2PRFIN20080303_003130_000000392066_00288_31404_9759.N1	03-MAR-2008 00:31:30	Bright	39.000	168	17Zet Aql	2.9860	11000.	78	31404	No
9	GOM_NL__2PRFIN20080303_004123_000000422066_00288_31404_9760.N1	03-MAR-2008 00:41:23	Dark	42.000	155	41Pi Sgr	2.9000	6600.0	84	31404	No
10	GOM_NL__2PRFIN20080303_004314_000000452066_00288_31404_9761.N1	03-MAR-2008 00:43:14	Dark	44.500	57	34Sig Sgr	2.0660	26000.	89	31404	No
11	GOM_NL__2PRFIN20080303_004624_000000472066_00288_31404_9762.N1	03-MAR-2008 00:46:24	Dark	46.500	38	20Eps Sgr	1.8360	11000.	93	31404	No
12	GOM_NL__2PRFIN20080303_004922_000000442066_00288_31404_9763.N1	03-MAR-2008 00:49:22	Dark	44.000	25	35Lam Sco	1.6200	28000.	88	31404	No
13	GOM_NL__2PRFIN20080303_005556_000000382066_00289_31405_9798.N1	03-MAR-2008 00:55:56	Dark	38.000	43	Alp TrA	1.9100	4250.0	76	31405	No
14	GOM_NL__2PRFIN20080303_005807_000000372066_00289_31405_9799.N1	03-MAR-2008 00:58:07	Dark	37.000	145	Gam TrA	2.8720	10600.	74	31405	No
15	GOM_NL__2PRFIN20080303_005931_000000462066_00289_31405_9800.N1	03-MAR-2008 00:59:31	Dark	45.500	4	Alp1Cen	-0.010000	5800.0	91	31405	No
16	GOM_NL__2PRFIN20080303_010049_000000442066_00289_31405_9801.N1	03-MAR-2008 01:00:49	Dark	43.500	10	Bet Cen	0.61000	28000.	87	31405	No
17	GOM_NL__2PRFIN20080303_010318_000000422066_00289_31405_9802.N1	03-MAR-2008 01:03:18	Dark	42.000	12	Alp1Cru	0.77500	30000.	84	31405	No
18	GOM_NL__2PRFIN20080303_010551_000000462066_00289_31405_9803.N1	03-MAR-2008 01:05:51	Dark	45.500	64	Gam Cen	2.2000	10600.	91	31405	No
19	GOM_NL__2PRFIN20080303_010847_000000422066_00289_31405_9804.N1	03-MAR-2008 01:08:47	Straylight	42.000	113	Mu Vel	2.6920	5000.0	84	31405	No
20	GOM_NL__2PRFIN20080303_012115_000000462066_00289_31405_9805.N1	03-MAR-2008 01:21:15	Twilight_stray	45.500	48	30Alp Hya	1.9770	4100.0	91	31405	No
21	GOM_NL__2PRFIN20080303_012717_000000422066_00289_31405_9806.N1	03-MAR-2008 01:27:17	Bright	42.000	22	32Alp Leo	1.3600	15200.	84	31405	No
22	GOM_NL__2PRFIN20080303_012950_000000422066_00289_31405_9807.N1	03-MAR-2008 01:29:50	Bright	41.500	51	41Gam1Leo	2.0100	4500.0	83	31405	No
23	GOM_NL__2PRFIN20080303_014125_000000402066_00289_31405_9808.N1	03-MAR-2008 01:41:25	Bright	40.000	82	48Bet UMa	2.3650	10600.	80	31405	No
24	GOM_NL__2PRFIN20080303_014247_000000432066_00289_31405_9809.N1	03-MAR-2008 01:42:47	Bright	42.500	36	50Alp UMa	1.8000	6300.0	85	31405	No
25	GOM_NL__2PRFIN20080303_014912_000000352066_00289_31405_9810.N1	03-MAR-2008 01:49:12	Bright	35.000	49	1Alp UMi	1.9900	6300.0	70	31405	No
26	GOM_NL__2PRFIN20080303_015645_000000362066_00289_31405_9811.N1	03-MAR-2008 01:56:45	Bright	36.000	89	5Alp Cep	2.4510	8000.0	72	31405	No
27	GOM_NL__2PRFIN20080303_020151_000000332066_00289_31405_9812.N1	03-MAR-2008 02:01:51	Bright	33.000	19	50Alp Cyg	1.2460	10500.	66	31405	No
28	GOM_NL__2PRFIN20080303_020325_000000522066_00289_31405_9813.N1	03-MAR-2008 02:03:25	Bright	52.000	66	37Gam Cyg	2.2080	5900.0	104	31405	No
29	GOM_NL__2PRFIN20080303_020459_000000332066_00289_31405_9814.N1	03-MAR-2008 02:04:59	Bright	33.000	92	53Eps Cyg	2.5000	4500.0	66	31405	No
30	GOM_NL__2PRFIN20080303_021207_000000392066_00289_31405_9815.N1	03-MAR-2008 02:12:07	Bright	38.500	168	17Zet Aql	2.9860	11000.	77	31405	No
31	GOM_NL__2PRFIN20080303_022350_000000412066_00289_31405_9816.N1	03-MAR-2008 02:23:50	Dark	41.000	57	34Sig Sgr	2.0660	26000.	82	31405	No
32	GOM_NL__2PRFIN20080303_022700_000000462066_00289_31405_9817.N1	03-MAR-2008 02:27:00	Dark	46.000	38	20Eps Sgr	1.8360	11000.	92	31405	No
33	GOM_NL__2PRFIN20080303_022958_000000462066_00289_31405_9818.N1	03-MAR-2008 02:29:58	Dark	45.500	25	35Lam Sco	1.6200	28000.	91	31405	No
34	GOM_NL__2PRFIN20080303_023332_000000412066_00290_31406_9798.N1	03-MAR-2008 02:33:32	Dark	40.500	141	Bet Ara	2.8400	4600.0	81	31406	No
35	GOM_NL__2PRFIN20080303_023632_000000402066_00290_31406_9799.N1	03-MAR-2008 02:36:32	Dark	40.000	43	Alp TrA	1.9100	4250.0	80	31406	No
36	GOM_NL__2PRFIN20080303_023844_000000382066_00290_31406_9800.N1	03-MAR-2008 02:38:44	Dark	37.500	145	Gam TrA	2.8720	10600.	75	31406	No
37	GOM_NL__2PRFIN20080303_024007_000000472066_00290_31406_9801.N1	03-MAR-2008 02:40:07	Dark	46.500	4	Alp1Cen	-0.010000	5800.0	93	31406	No
38	GOM_NL__2PRFIN20080303_024126_000000462066_00290_31406_9802.N1	03-MAR-2008 02:41:26	Dark	46.000	10	Bet Cen	0.61000	28000.	92	31406	No
39	GOM_NL__2PRFIN20080303_024355_000000452066_00290_31406_9803.N1	03-MAR-2008 02:43:55	Dark	44.500	12	Alp1Cru	0.77500	30000.	89	31406	No
40	GOM_NL__2PRFIN20080303_024628_000000432066_00290_31406_9804.N1	03-MAR-2008 02:46:28	Dark	43.000	64	Gam Cen	2.2000	10600.	86	31406	No
41	GOM_NL__2PRFIN20080303_024924_000000432066_00290_31406_9805.N1	03-MAR-2008 02:49:24	Straylight	43.000	113	Mu Vel	2.6920	5000.0	86	31406	No
42	GOM_NL__2PRFIN20080303_030151_000000442066_00290_31406_9806.N1	03-MAR-2008 03:01:51	Twilight_stray	44.000	48	30Alp Hya	1.9770	4100.0	88	31406	No

279	GOM_NL__2PRFIN20080303_202828_000000342066_00300_31416_9813.N1	03-MAR-2008 20:28:28	Bright	33.500	19	50Alp Cyg	1.2460	10500.	67	31416	No
280	GOM_NL__2PRFIN20080303_203001_000000372066_00300_31416_9814.N1	03-MAR-2008 20:30:01	Bright	36.500	66	37Gam Cyg	2.2080	5900.0	73	31416	No
281	GOM_NL__2PRFIN20080303_203136_000000352066_00300_31416_9815.N1	03-MAR-2008 20:31:36	Bright	34.500	92	53Eps Cyg	2.5000	4500.0	69	31416	No
282	GOM_NL__2PRFIN20080303_203846_000000402066_00300_31416_9816.N1	03-MAR-2008 20:38:46	Bright	39.500	168	17Zet Aql	2.9860	11000.	79	31416	No
283	GOM_NL__2PRFIN20080303_204840_000000412066_00300_31416_9817.N1	03-MAR-2008 20:48:40	Dark	40.500	155	41Pi Sgr	2.9000	6600.0	81	31416	No
284	GOM_NL__2PRFIN20080303_205032_000000412066_00300_31416_9818.N1	03-MAR-2008 20:50:32	Dark	40.500	57	34Sig Sgr	2.0660	26000.	81	31416	No
285	GOM_NL__2PRFIN20080303_205343_000000422066_00300_31416_9819.N1	03-MAR-2008 20:53:43	Dark	42.000	38	20Eps Sgr	1.8360	11000.	84	31416	No
286	GOM_NL__2PRFIN20080303_205644_000000482066_00300_31416_9820.N1	03-MAR-2008 20:56:44	Dark	48.000	25	35Lam Sco	1.6200	28000.	96	31416	No
287	GOM_NL__2PRFIN20080303_210014_000000402066_00301_31417_9798.N1	03-MAR-2008 21:00:14	Dark	40.000	141	Bet Ara	2.8400	4600.0	80	31417	No
288	GOM_NL__2PRFIN20080303_210312_000000392066_00301_31417_9799.N1	03-MAR-2008 21:03:12	Dark	39.000	43	Alp TrA	1.9100	4250.0	78	31417	No
289	GOM_NL__2PRFIN20080303_210524_000000382066_00301_31417_9800.N1	03-MAR-2008 21:05:24	Dark	37.500	145	Gam TrA	2.8720	10600.	75	31417	No
290	GOM_NL__2PRFIN20080303_210649_000000502066_00301_31417_9801.N1	03-MAR-2008 21:06:49	Dark	50.000	4	Alp1Cen	-0.010000	5800.0	100	31417	No
291	GOM_NL__2PRFIN20080303_210808_000000412066_00301_31417_9802.N1	03-MAR-2008 21:08:08	Dark	41.000	10	Bet Cen	0.61000	28000.	82	31417	No
292	GOM_NL__2PRFIN20080303_211035_000000402066_00301_31417_9803.N1	03-MAR-2008 21:10:35	Dark	39.500	12	Alp1Cru	0.77500	30000.	79	31417	No
293	GOM_NL__2PRFIN20080303_211309_000000422066_00301_31417_9804.N1	03-MAR-2008 21:13:09	Dark	42.000	64	Gam Cen	2.2000	10600.	84	31417	No
294	GOM_NL__2PRFIN20080303_211602_000000412066_00301_31417_9805.N1	03-MAR-2008 21:16:02	Straylight	40.500	113	Mu Vel	2.6920	5000.0	81	31417	No
295	GOM_NL__2PRFIN20080303_212828_000000452066_00301_31417_9806.N1	03-MAR-2008 21:28:28	Twilight_and_stray	45.000	48	30Alp Hya	1.9770	4100.0	90	31417	No
296	GOM_NL__2PRFIN20080303_213427_000000402066_00301_31417_9807.N1	03-MAR-2008 21:34:27	Bright	40.000	22	32Alp Leo	1.3600	15200.	80	31417	No
297	GOM_NL__2PRFIN20080303_213658_000000422066_00301_31417_9808.N1	03-MAR-2008 21:36:58	Bright	41.500	51	41Gam1Leo	2.0100	4500.0	83	31417	No
298	GOM_NL__2PRFIN20080303_214831_000000402066_00301_31417_9809.N1	03-MAR-2008 21:48:31	Bright	40.000	82	48Bet UMa	2.3650	10600.	80	31417	No
299	GOM_NL__2PRFIN20080303_214953_000000412066_00301_31417_9810.N1	03-MAR-2008 21:49:53	Bright	41.000	36	50Alp UMa	1.8000	6300.0	82	31417	No
300	GOM_NL__2PRFIN20080303_215623_000000372066_00301_31417_9811.N1	03-MAR-2008 21:56:23	Bright	36.500	49	1Alp UMi	1.9900	6300.0	73	31417	No
301	GOM_NL__2PRFIN20080303_220358_000000352066_00301_31417_9812.N1	03-MAR-2008 22:03:58	Bright	35.000	89	5Alp Cep	2.4510	8000.0	70	31417	No
302	GOM_NL__2PRFIN20080303_220904_000000372066_00301_31417_9813.N1	03-MAR-2008 22:09:04	Bright	37.000	19	50Alp Cyg	1.2460	10500.	74	31417	No
303	GOM_NL__2PRFIN20080303_221037_000000342066_00301_31417_9814.N1	03-MAR-2008 22:10:37	Bright	33.500	66	37Gam Cyg	2.2080	5900.0	67	31417	No
304	GOM_NL__2PRFIN20080303_221212_000000332066_00301_31417_9815.N1	03-MAR-2008 22:12:12	Bright	33.000	92	53Eps Cyg	2.5000	4500.0	66	31417	No
305	GOM_NL__2PRFIN20080303_221922_000000522066_00301_31417_9816.N1	03-MAR-2008 22:19:22	Bright	52.000	168	17Zet Aql	2.9860	11000.	104	31417	No
306	GOM_NL__2PRFIN20080303_222917_000000442066_00301_31417_9817.N1	03-MAR-2008 22:29:17	Dark	44.000	155	41Pi Sgr	2.9000	6600.0	88	31417	No
307	GOM_NL__2PRFIN20080303_223108_000000422066_00301_31417_9818.N1	03-MAR-2008 22:31:08	Dark	41.500	57	34Sig Sgr	2.0660	26000.	83	31417	No
308	GOM_NL__2PRFIN20080303_223419_000000452066_00301_31417_9819.N1	03-MAR-2008 22:34:19	Dark	45.000	38	20Eps Sgr	1.8360	11000.	90	31417	No
309	GOM_NL__2PRFIN20080303_223720_000000452066_00301_31417_9820.N1	03-MAR-2008 22:37:20	Dark	45.000	25	35Lam Sco	1.6200	28000.	90	31417	No
310	GOM_NL__2PRFIN20080303_224051_000000432066_00302_31418_9798.N1	03-MAR-2008 22:40:51	Dark	42.500	141	Bet Ara	2.8400	4600.0	85	31418	No
311	GOM_NL__2PRFIN20080303_224348_000000422066_00302_31418_9799.N1	03-MAR-2008 22:43:48	Dark	42.000	43	Alp TrA	1.9100	4250.0	84	31418	No
312	GOM_NL__2PRFIN20080303_224600_000000372066_00302_31418_9800.N1	03-MAR-2008 22:46:00	Dark	37.000	145	Gam TrA	2.8720	10600.	74	31418	No
313	GOM_NL__2PRFIN20080303_224726_000000442066_00302_31418_9801.N1	03-MAR-2008 22:47:26	Dark	43.500	4	Alp1Cen	-0.010000	5800.0	87	31418	No
314	GOM_NL__2PRFIN20080303_224844_000000432066_00302_31418_9802.N1	03-MAR-2008 22:48:44	Dark	43.000	10	Bet Cen	0.61000	28000.	86	31418	No
315	GOM_NL__2PRFIN20080303_225111_000000382066_00302_31418_9803.N1	03-MAR-2008 22:51:11	Dark	37.500	12	Alp1Cru	0.77500	30000.	75	31418	No
316	GOM_NL__2PRFIN20080303_225346_000000432066_00302_31418_9804.N1	03-MAR-2008 22:53:46	Dark	42.500	64	Gam Cen	2.2000	10600.	85	31418	No
317	GOM_NL__2PRFIN20080303_225638_000000432066_00302_31418_9805.N1	03-MAR-2008 22:56:38	Straylight	42.500	113	Mu Vel	2.6920	5000.0	85	31418	No
318	GOM_NL__2PRFIN20080303_230904_000000452066_00302_31418_9806.N1	03-MAR-2008 23:09:04	Twilight_and_stray	45.000	48	30Alp Hya	1.9770	4100.0	90	31418	No
319	GOM_NL__2PRFIN20080303_231502_000000392066_00302_31418_9807.N1	03-MAR-2008 23:15:02	Bright	39.000	22	32Alp Leo	1.3600	15200.	78	31418	No
320	GOM_NL__2PRFIN20080303_231734_000000422066_00302_31418_9808.N1	03-MAR-2008 23:17:34	Bright	42.000	51	41Gam1Leo	2.0100	4500.0	84	31418	No
321	GOM_NL__2PRFIN20080303_232906_000000392066_00302_31418_9809.N1	03-MAR-2008 23:29:06	Bright	38.500	82	48Bet UMa	2.3650	10600.	77	31418	No
322	GOM_NL__2PRFIN20080303_233029_000000382066_00302_31418_9810.N1	03-MAR-2008 23:30:29	Bright	38.000	36	50Alp UMa	1.8000	6300.0	76	31418	No
323	GOM_NL__2PRFIN20080303_233659_000000362066_00302_31418_9811.N1	03-MAR-2008 23:36:59	Bright	36.000	49	1Alp UMi	1.9900	6300.0	72	31418	No
324	GOM_NL__2PRFIN20080303_234434_000000362066_00302_31418_9812.N1	03-MAR-2008 23:44:34	Bright	36.000	89	5Alp Cep	2.4510	8000.0	72	31418	No
325	GOM_NL__2PRFIN20080303_234940_000000372066_00302_31418_9813.N1	03-MAR-2008 23:49:40	Bright	36.500	19	50Alp Cyg	1.2460	10500.	73	31418	No
326	GOM_NL__2PRFIN20080303_235113_000000352066_00302_31418_9814.N1	03-MAR-2008 23:51:13	Bright	34.500	66	37Gam Cyg	2.2080	5900.0	69	31418	No
327	GOM_NL__2PRFIN20080303_235248_000000342066_00302_31418_9815.N1	03-MAR-2008 23:52:48	Bright	33.500	92	53Eps Cyg	2.5000	4500.0	67	31418	No
328	GOM_NL__2PRFIN20080303_235959_000000412066_00302_31418_9816.N1	03-MAR-2008 23:59:59	Bright	40.500	168	17Zet Aql	2.9860	11000.	81	31418	No

3. Quality information per product

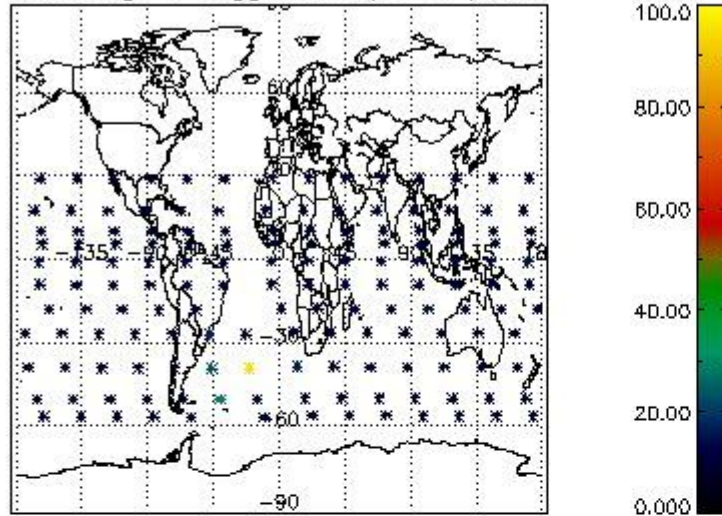
In this section it is plotted some information contained in the Quality Summary data set of the level 2 products. Only products in dark limb conditions and without errors (error flag in the MPH set to "0") are used.

3.1 Plot quality information per product (time dependant)

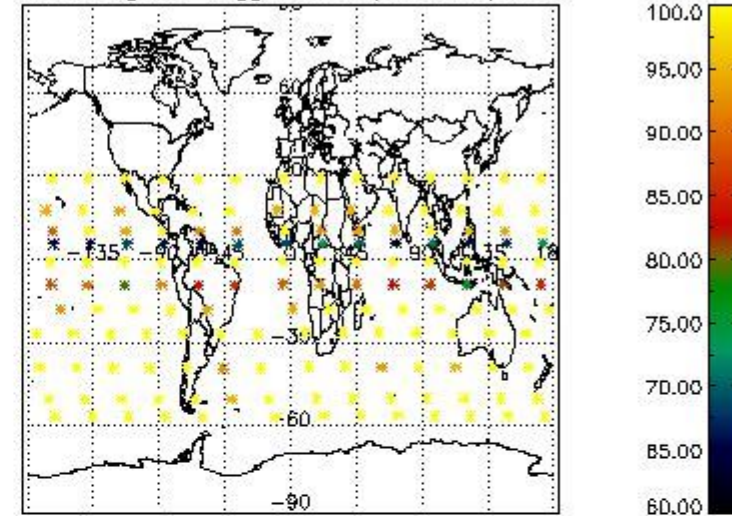


3.2 Plot quality information per product (world map)

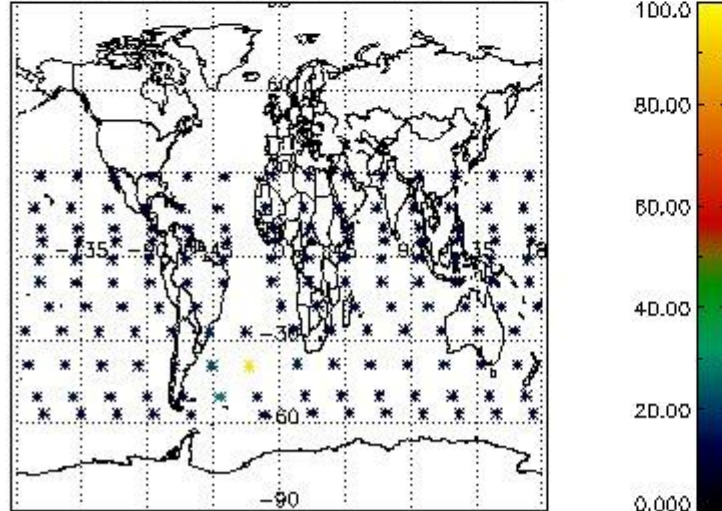
Percentage of flagged data per O3 profile



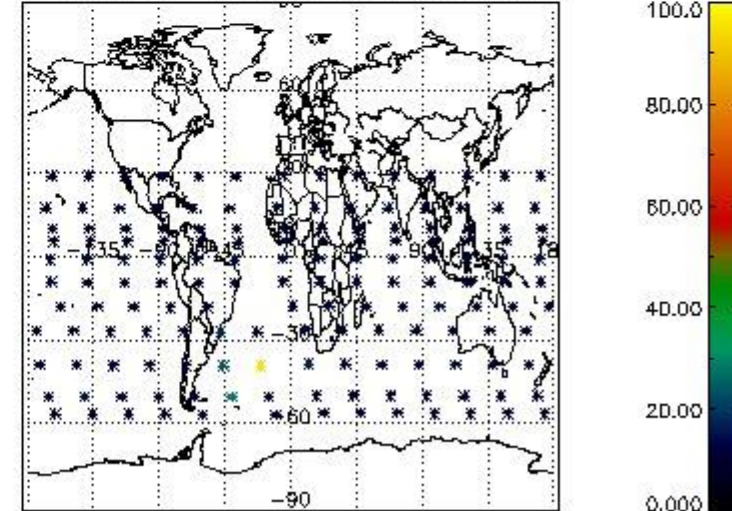
Percentage of flagged data per H2O profile



Percentage of flagged data per NO2 profile



Percentage of flagged data per NO3 profile

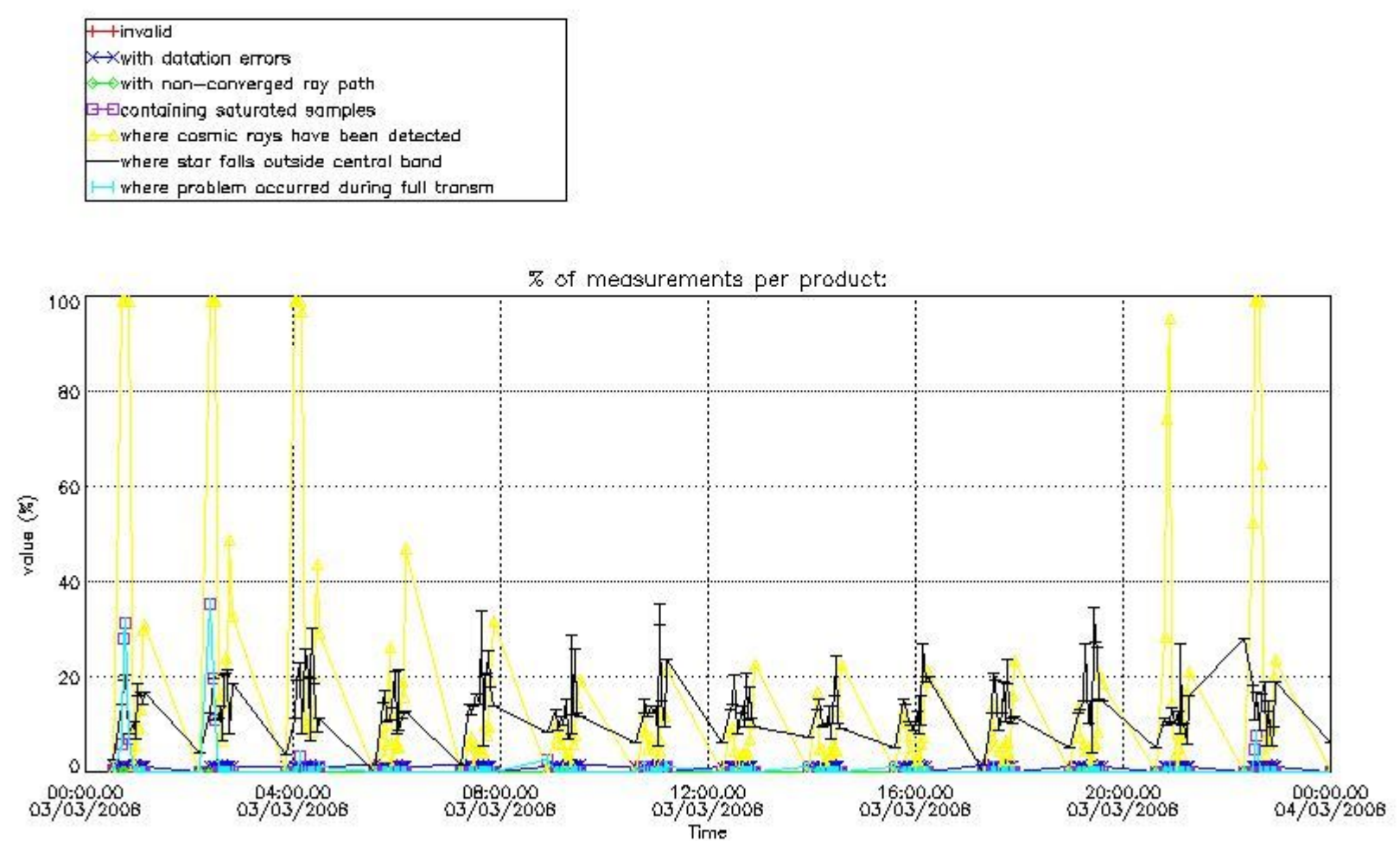


4. Level 1 quality information per product

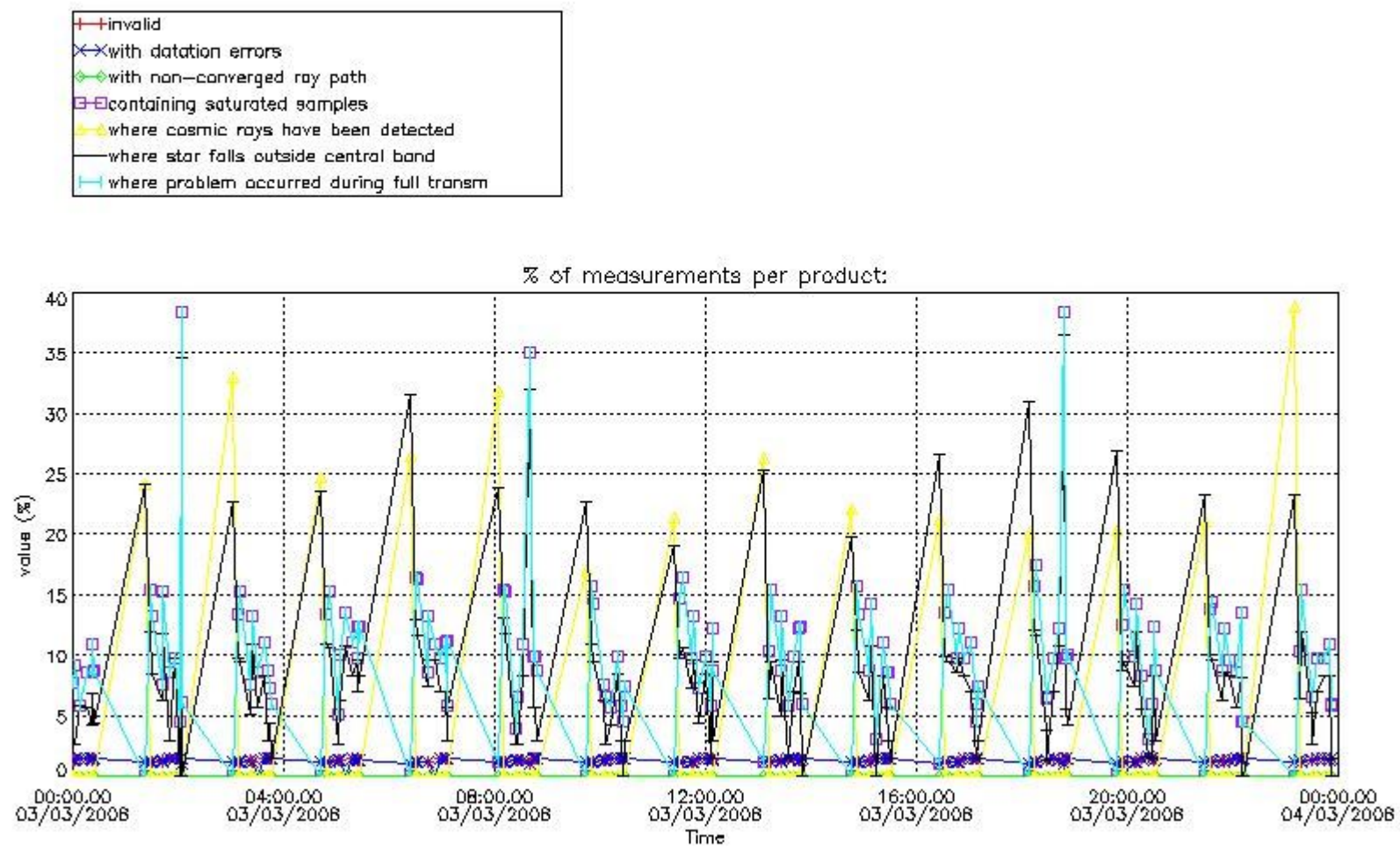
In this section it is plotted some information contained in the Quality Summary data set of the level 2 products that comes from the level 1b processing. Products without errors (error flag in the MPH set to "0") are used.

4.1 Plot quality information per product (time dependant) coming from level 1b processing

4.1.1 Plot level 1 quality information per product (time dependant): ENVISAT ASCENDING passes

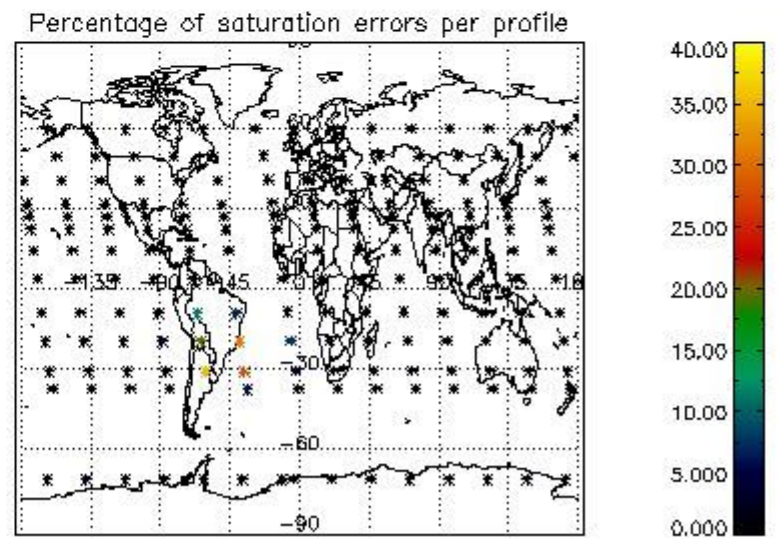
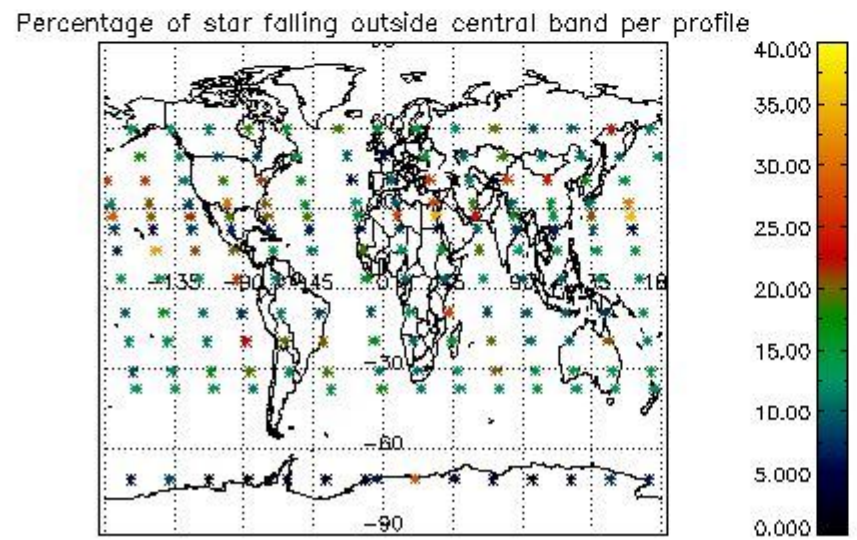
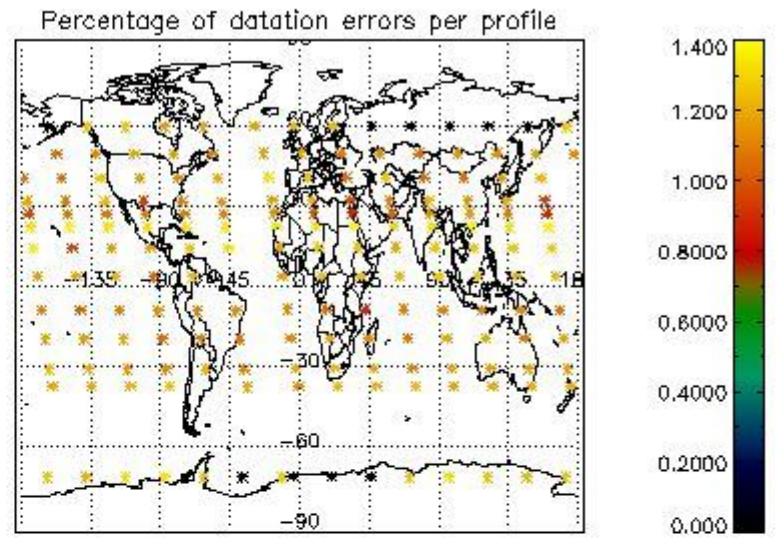
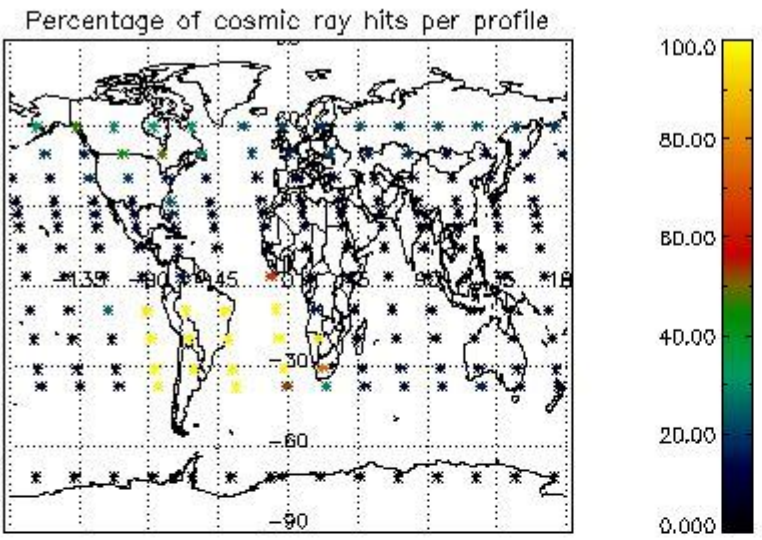


4.1.2 Plot level 1 quality information per product (time dependant): ENVI SAT DESCENDING passes

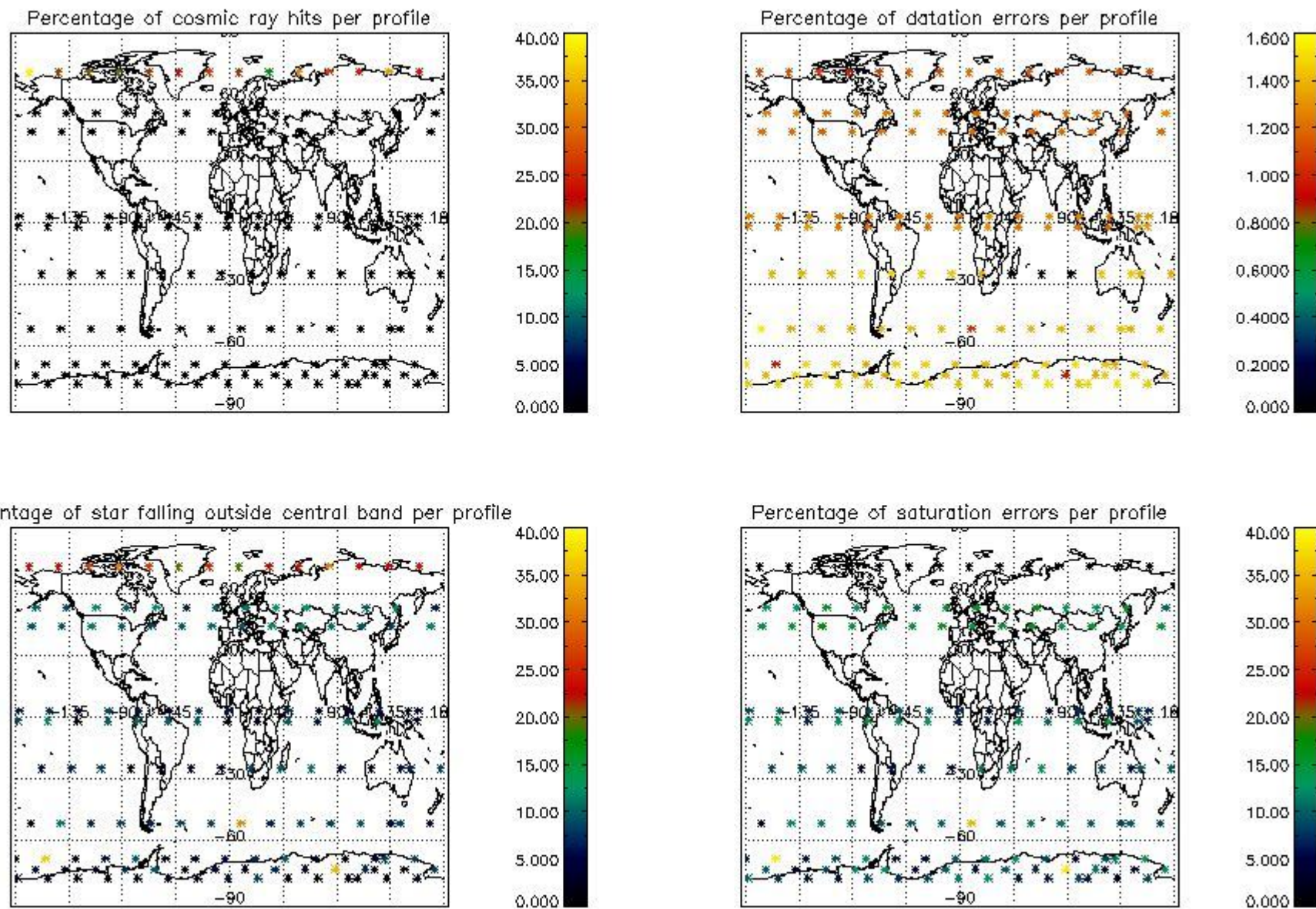


4.2 Plot quality information per product coming from level 1b processing (world map)

4.2.1 Plot level 1 quality information per product (world map): ENVISAT ASCENDING passes



4.2.2 Plot level 1 quality information per product (world map): ENVISAT DESCENDING passes



5. Trace gas profiles

5.1 Ozone statistics based on quality of products

The final quality of the products can be "measured" using the STD (Standard Deviation) attached to every point profile. This information is written to the parameter GOM_NL__2P/NL_LOCAL_SPECIES_DENSITY/o3_std of the level 2 products. The table below shows the statistics for given STD ranges.

The statistics are given with respect to the overall valid production:

- Products without fatal errors: GOM_NL__2P/MPH/PRODUCT_ERR=0
- Valid point profile: GOM_NL__2P/NL_LOCAL_SPECIES_DENSITY/pcd(0)=0

The 'Criteria' is applied to valid points of dark limb products:

- Products in dark limb illumination condition: GOM_NL__2P/NL_SUMMARY_QUALITY/obs_ill_cond=0
- Products without fatal errors: GOM_NL__2P/MPH/PRODUCT_ERR=0
- Valid point profile: GOM_NL__2P/NL_LOCAL_SPECIES_DENSITY/pcd(0)=0

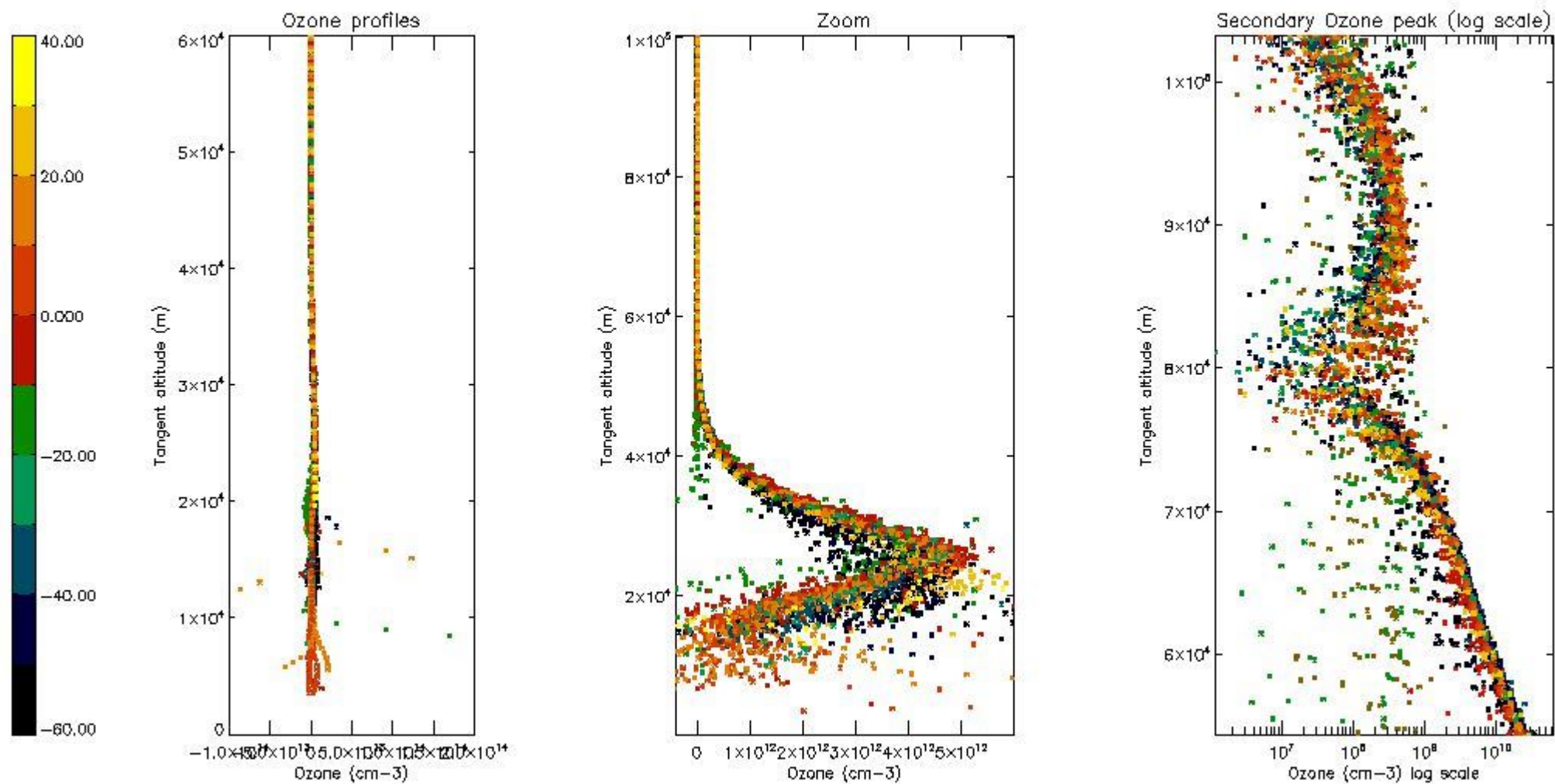
So, the table below shows the percentage of dark limb and valid observations for each criteria with respect to the overall valid daily observations.

Criteria	% of total production
All STD	50
STD < 20	28

STD < 10	22
STD < 5	15

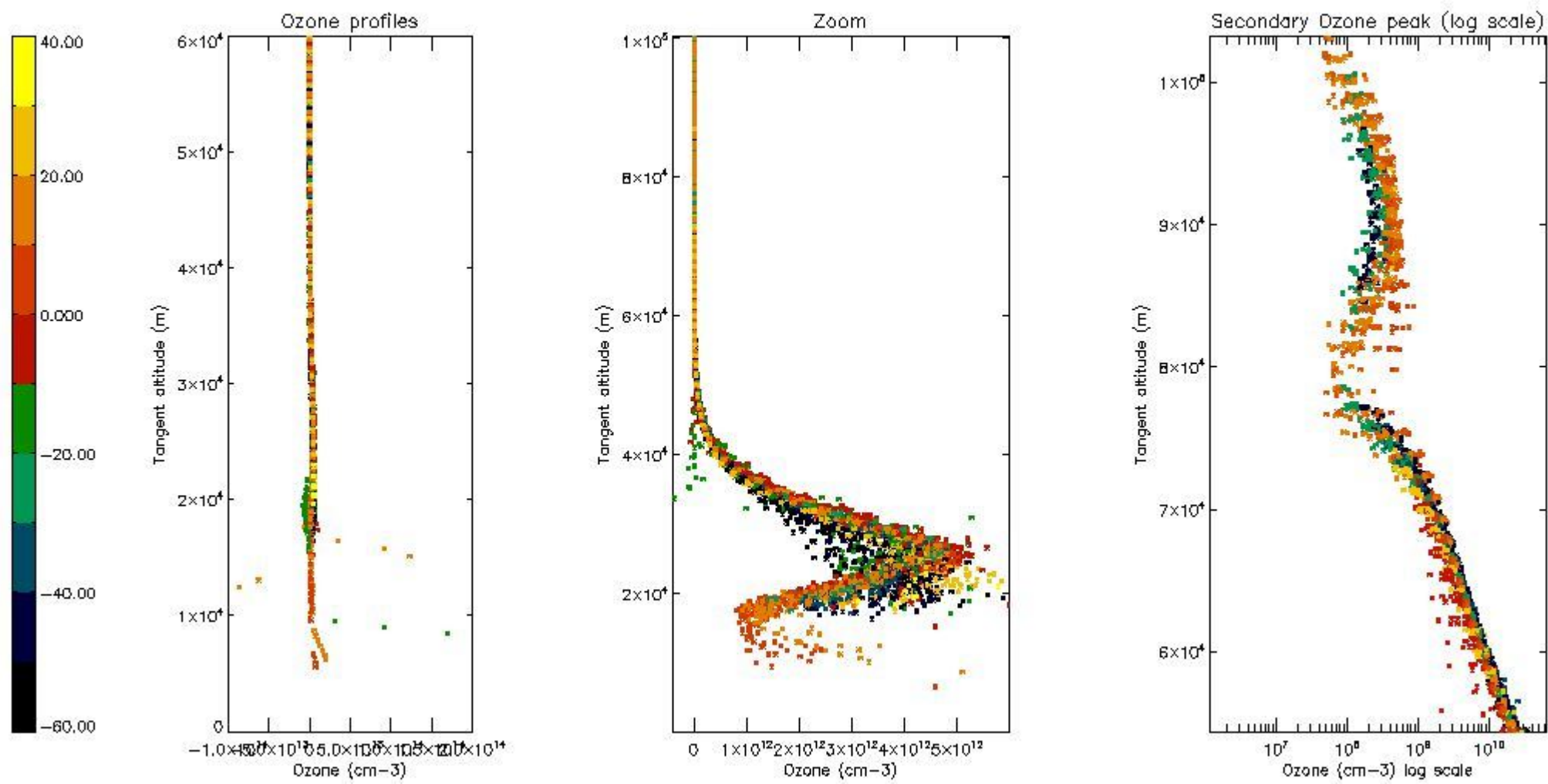
5.2 Plot ozone profiles for all STD (dark without errors)

The colorbar represents the latitude.



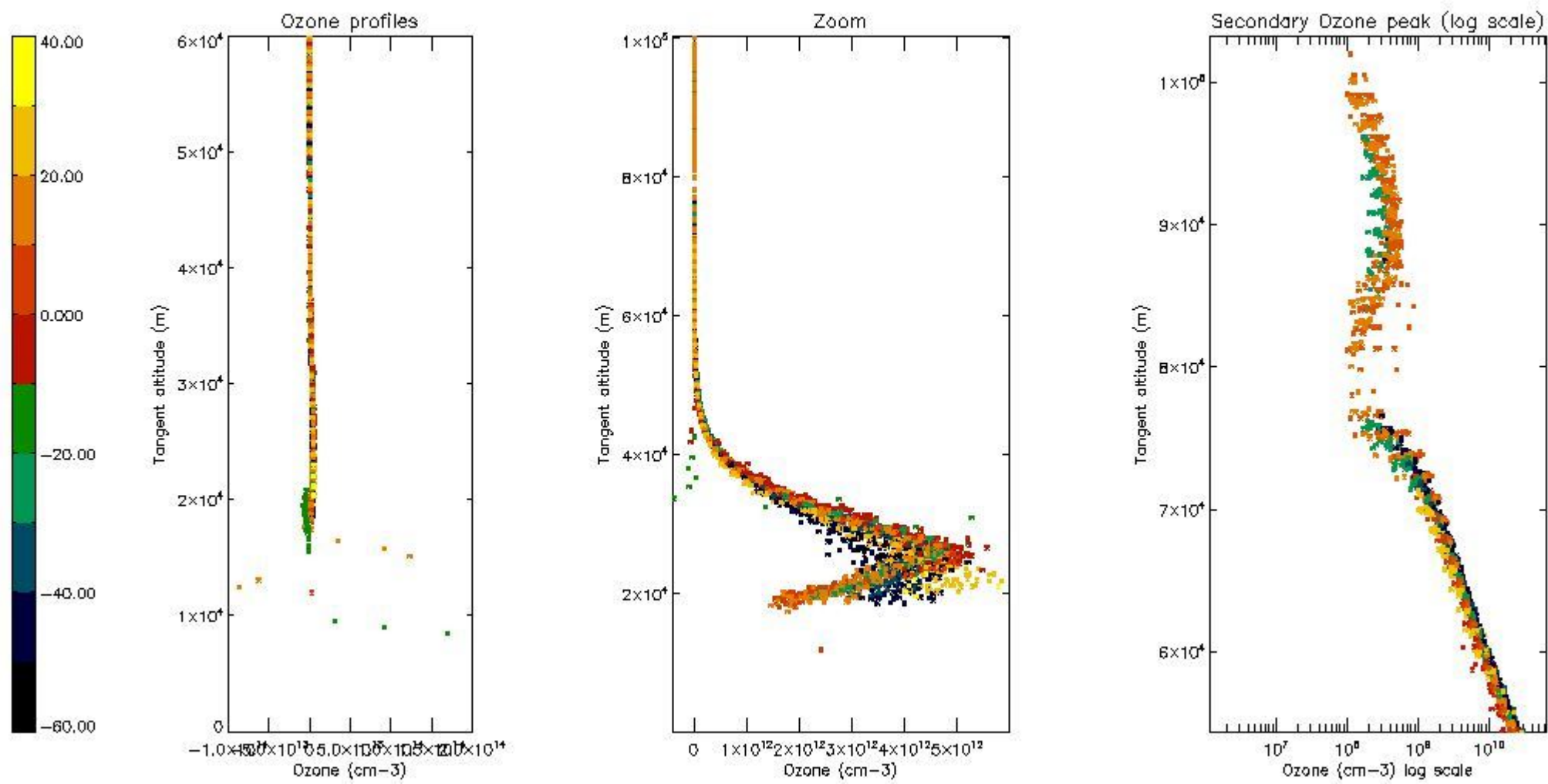
5.3 Plot ozone profiles where STD < 20% (dark without errors)

The colorbar represents the latitude.



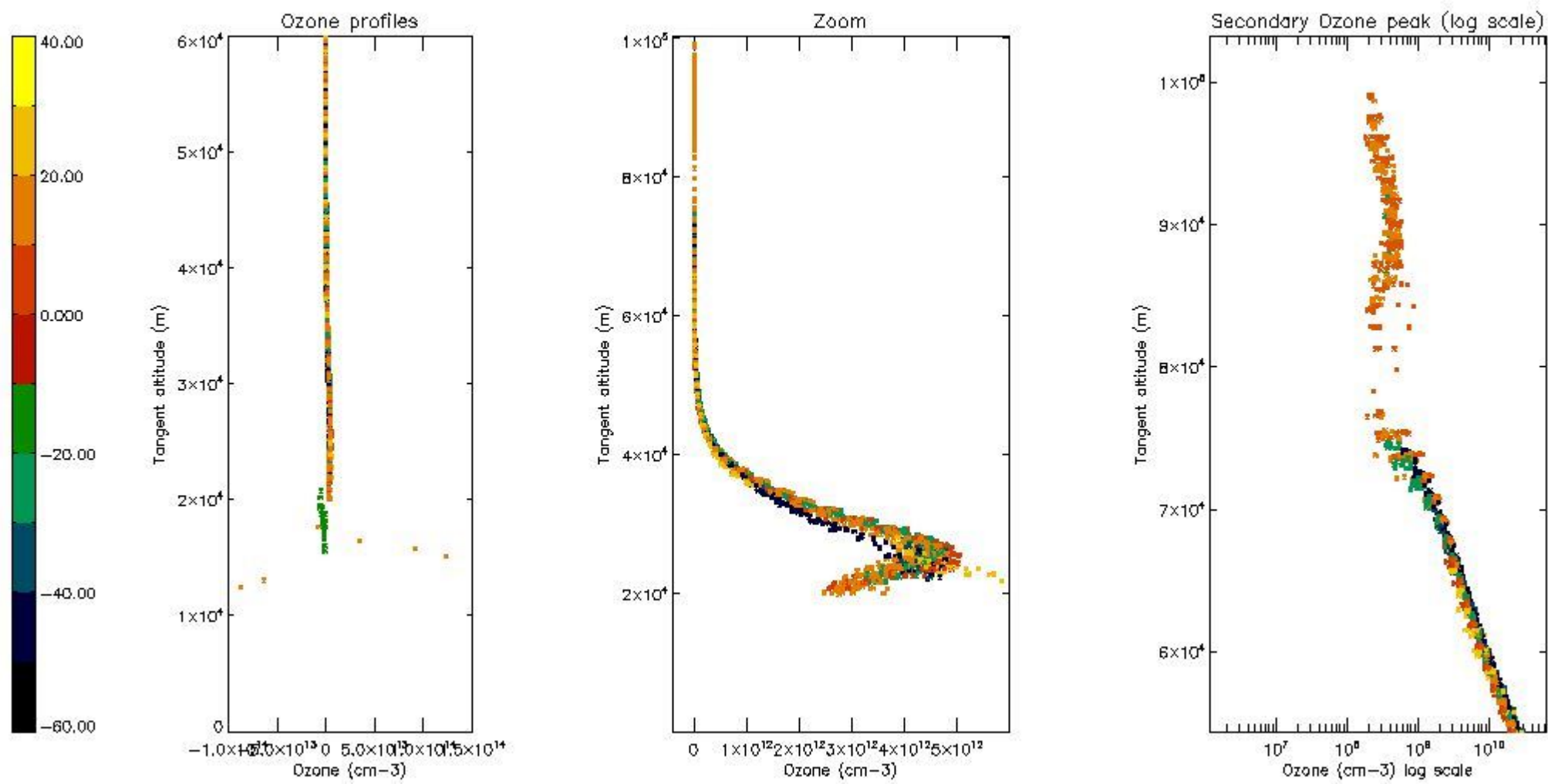
5.4 Plot ozone profiles where $STD < 10\%$ (dark without errors)

The colorbar represents the latitude.



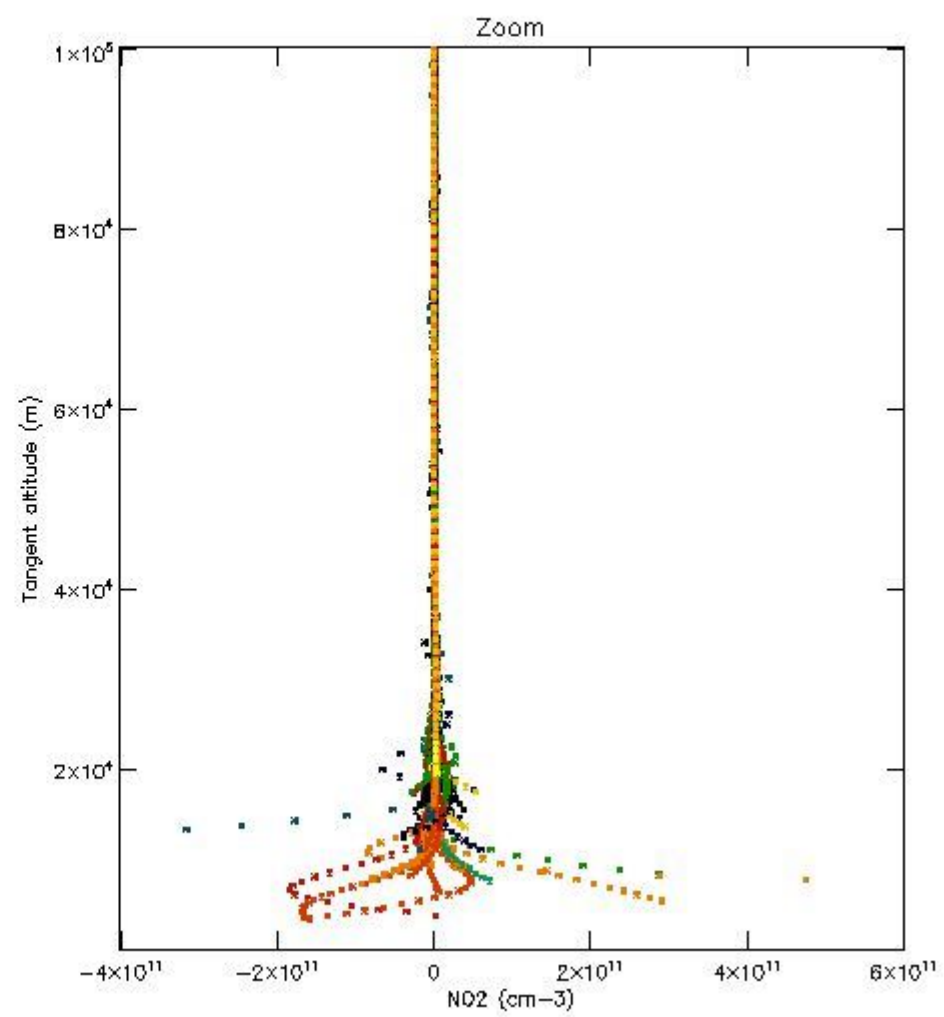
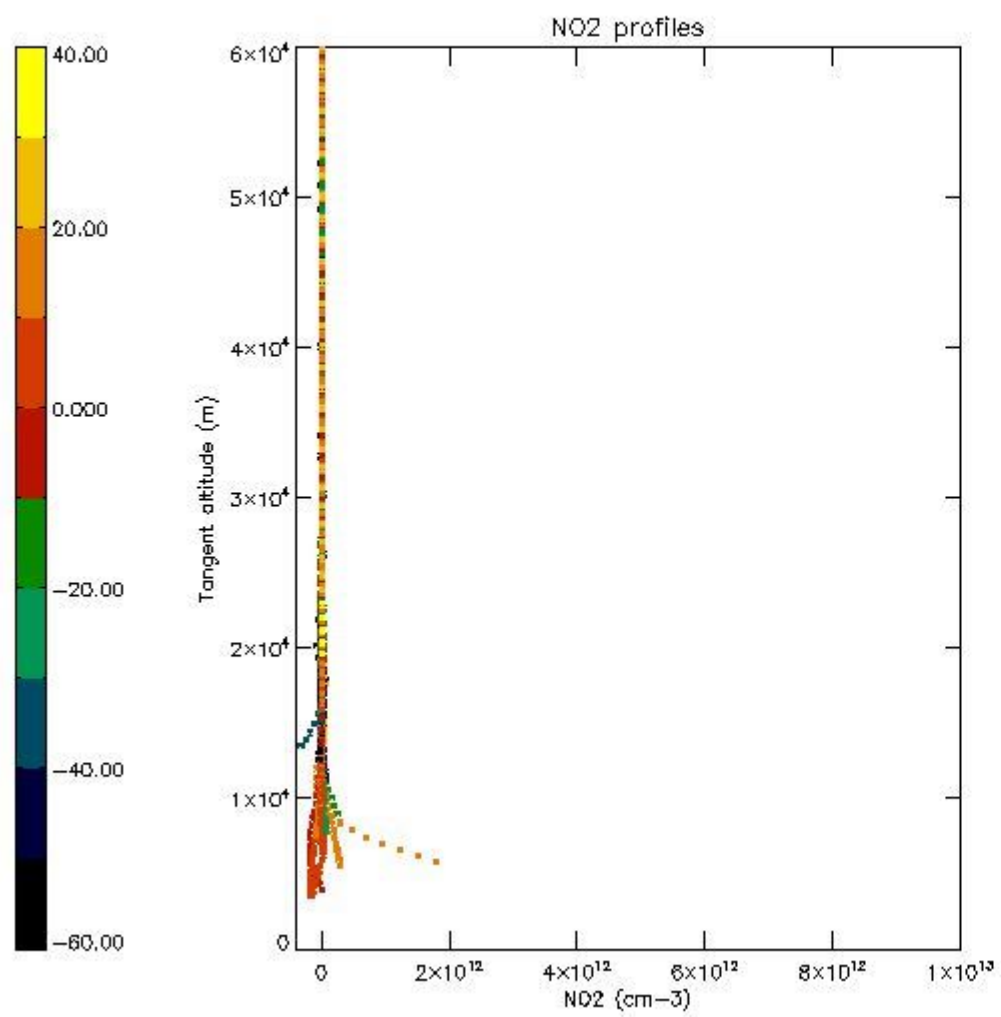
5.5 Plot ozone profiles where STD < 5% (dark without errors)

The colorbar represents the latitude.



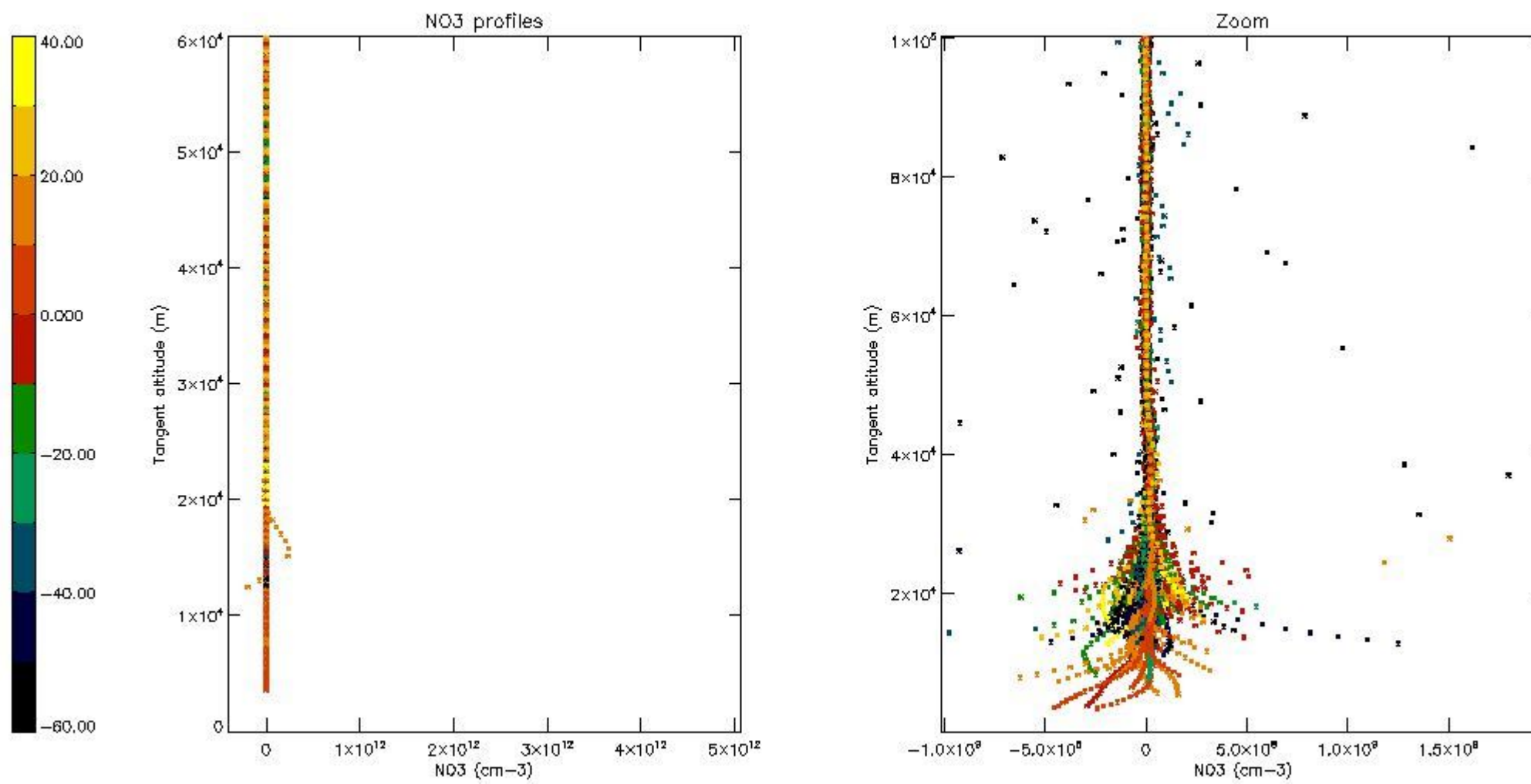
5.6 Plot NO₂ profiles for all STD (dark without errors)

The colorbar represents the latitude.



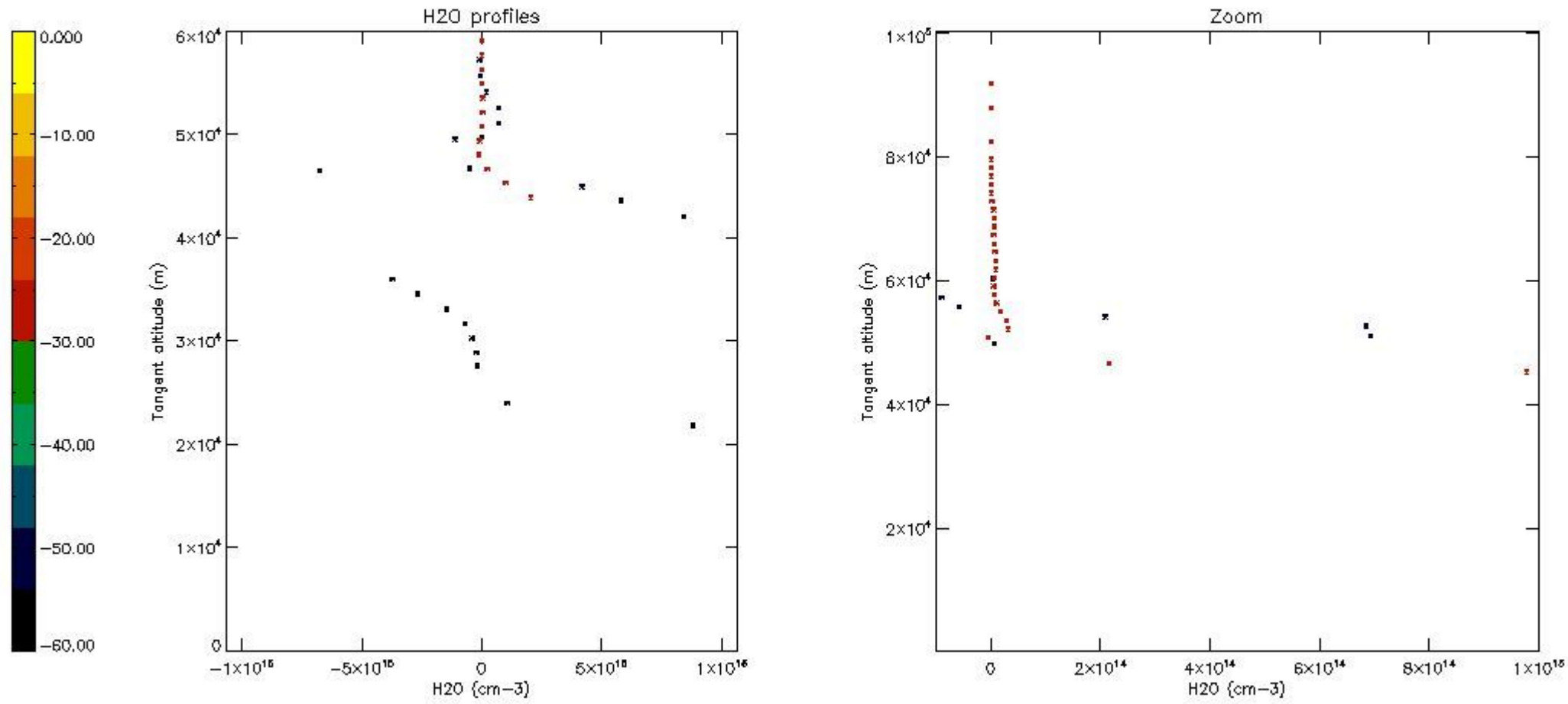
5.7 Plot NO3 profiles for all STD (dark without errors)

The colorbar represents the latitude.



5.8 Plot H2O profiles for all STD (only for occultations of stars 1,2,3,4,13,14,16,26,63 dark without errors)

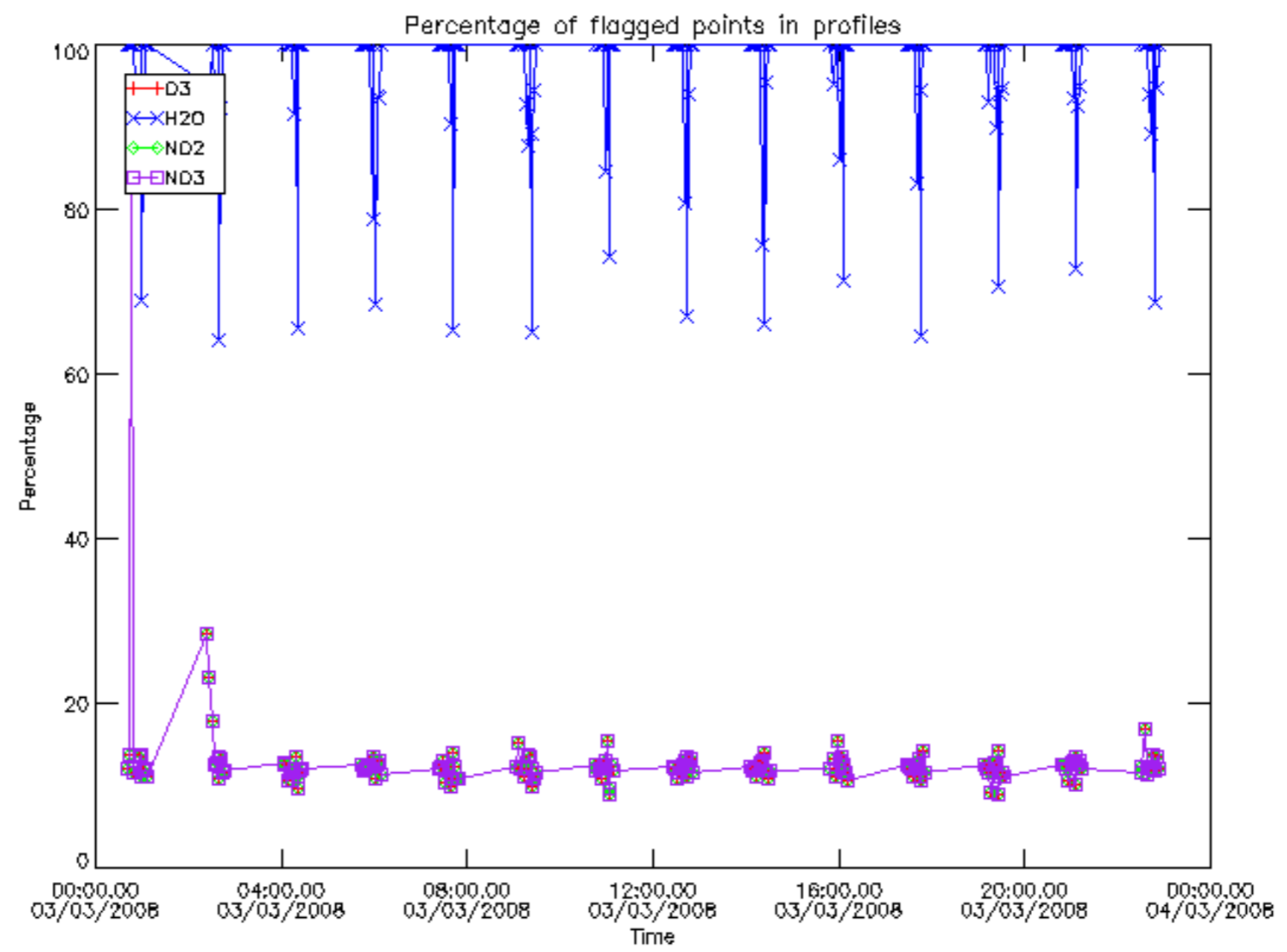
The colorbar represents the latitude.



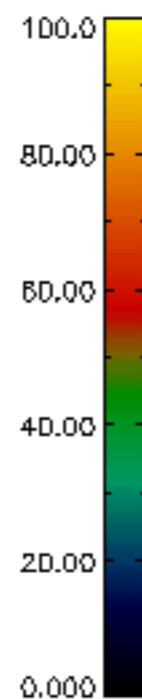
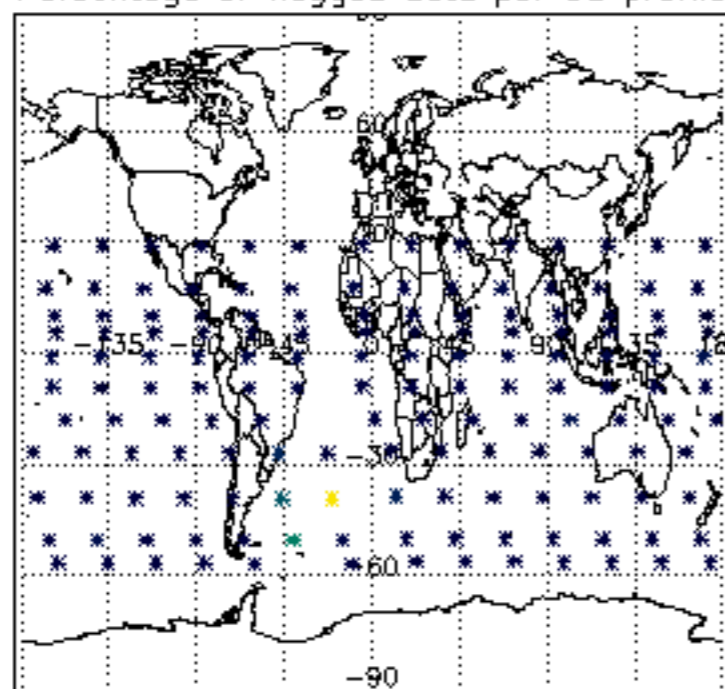
6. Auxiliary Data Files used for the production reported in section 2

The number reported in the third column indicates since which file (see list in section 2) the corresponding auxiliary file has been used. The fourth column is the date of those product files.

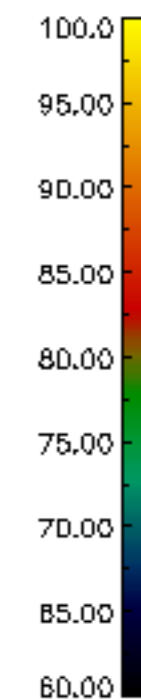
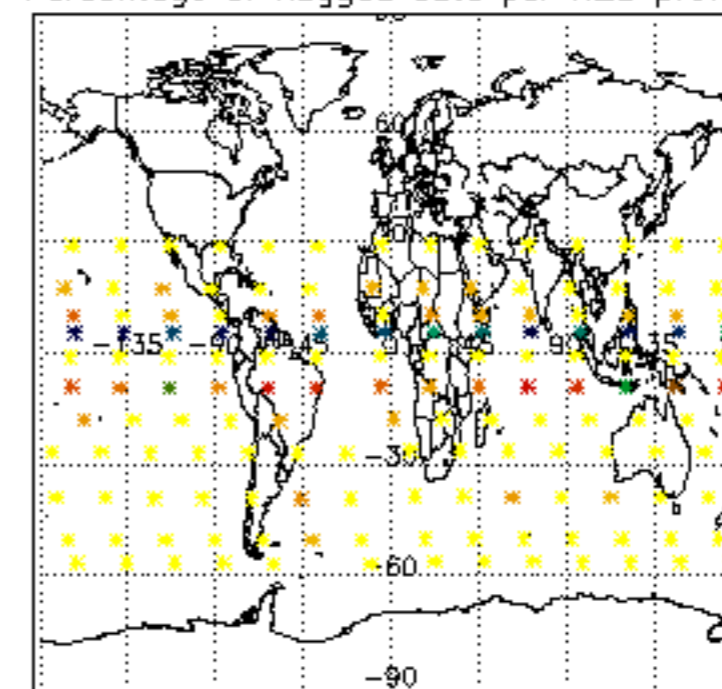
Type	Auxiliary Filename	Used since product	Used since product date
INST_PHYS_CHARACTERISTICS	GOM_INS_AXVIEC20091111_143220_20030716_120000_20500101_000000	1	03-MAR-2008 00:00:49
LEVEL-2_PROC_CONFIG	GOM_PR2_AXVIEC20091111_152718_20020301_000000_20500101_000000	1	03-MAR-2008 00:00:49
CROSS_SECTIONS_FILE	GOM_CRS_AXVIEC20091111_154832_20020301_000000_20500101_000000	1	03-MAR-2008 00:00:49



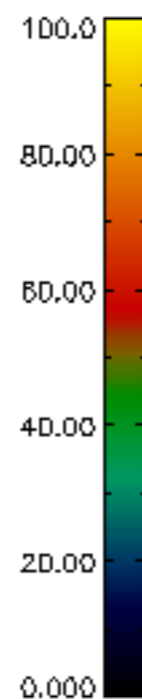
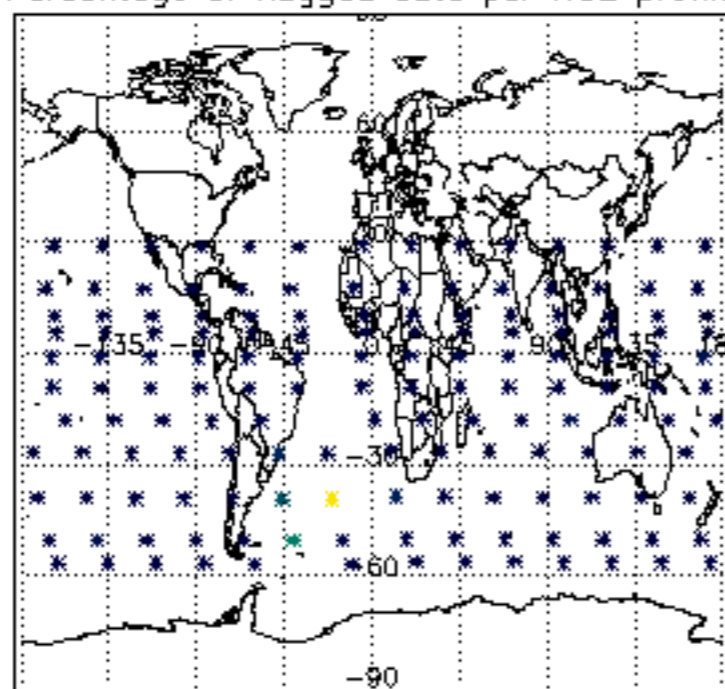
Percentage of flagged data per D3 profile



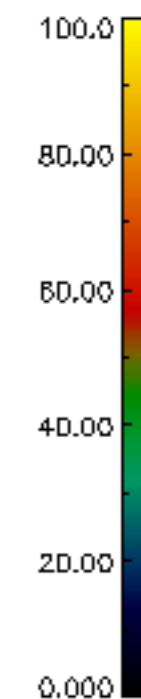
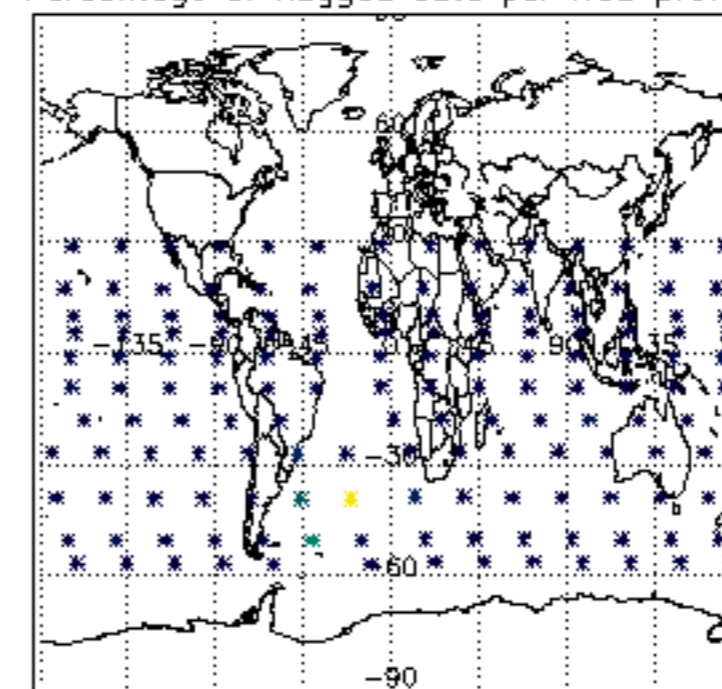
Percentage of flagged data per H2O profile

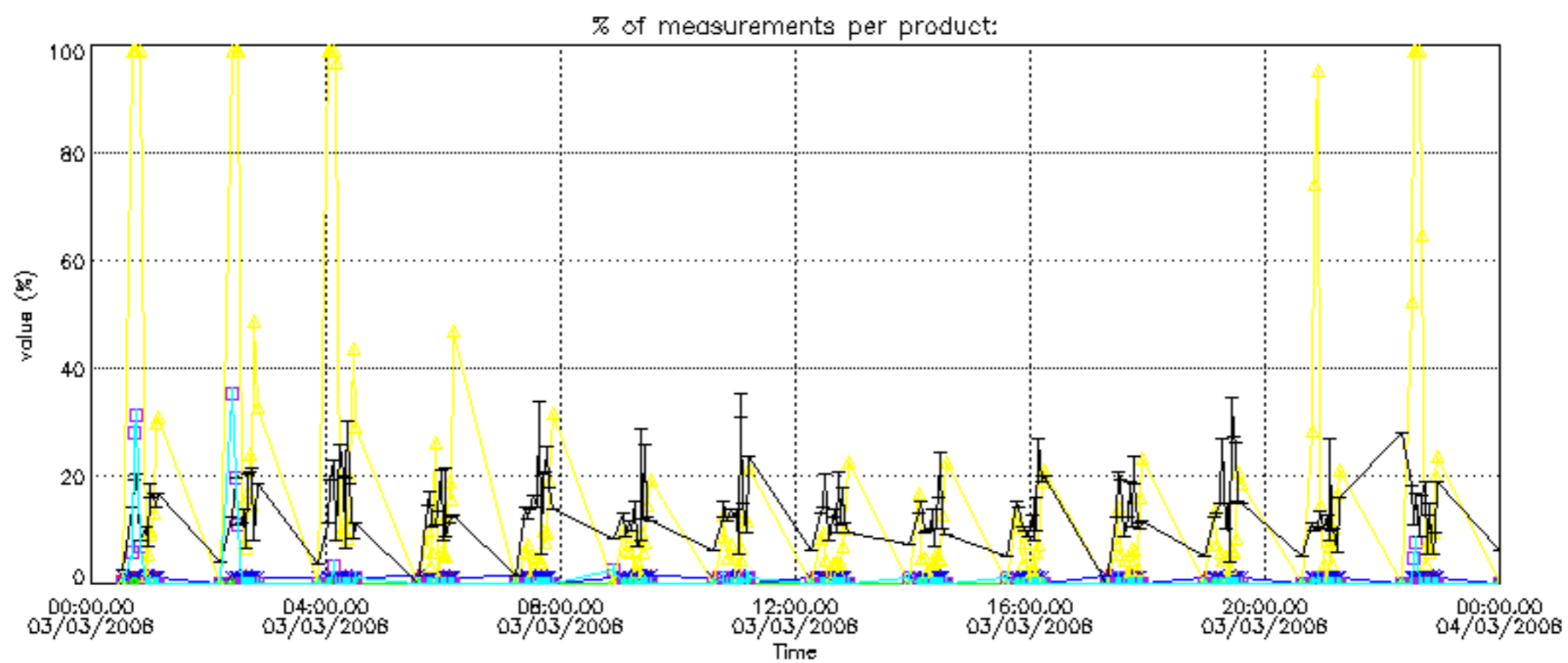


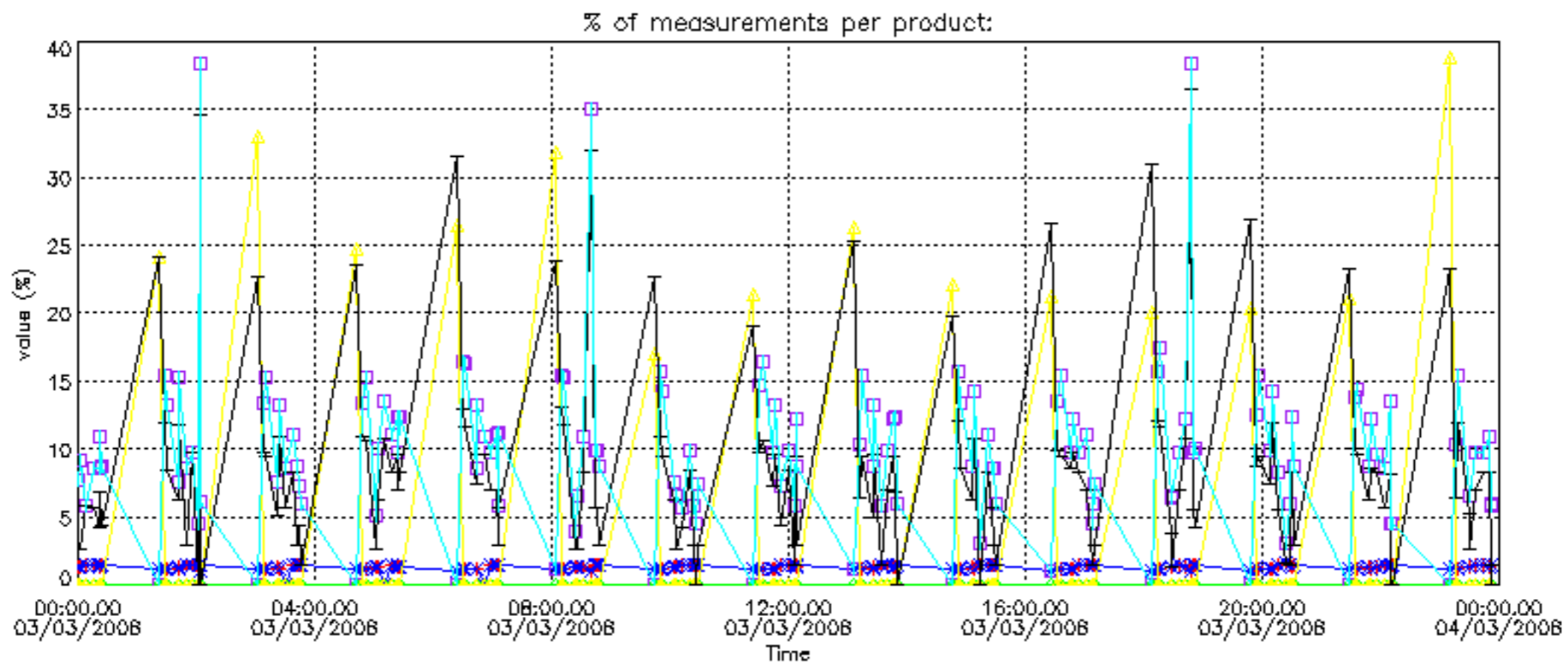
Percentage of flagged data per NO2 profile



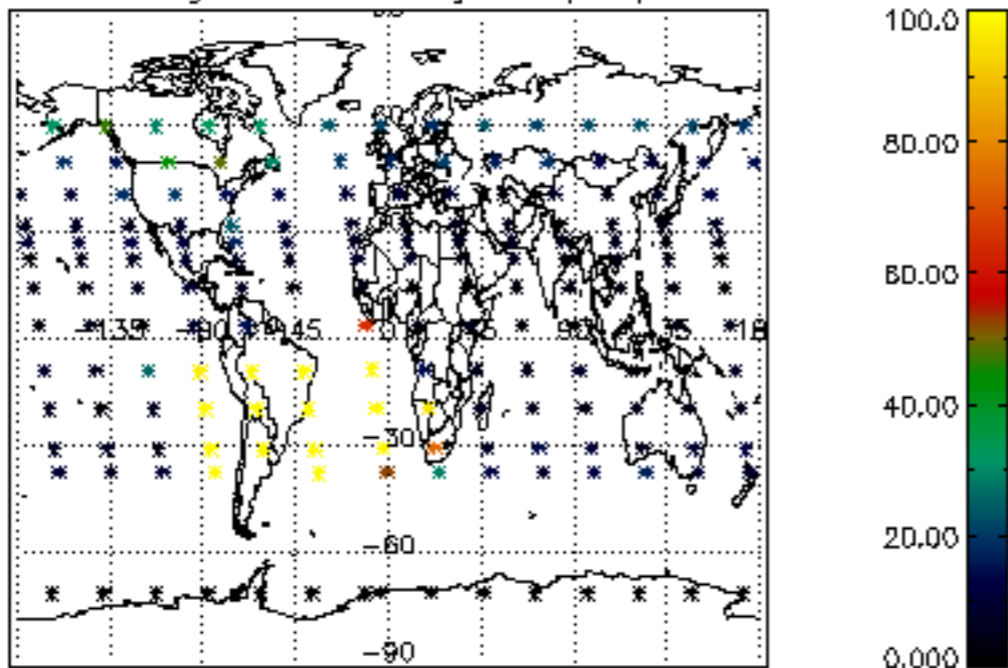
Percentage of flagged data per NO3 profile



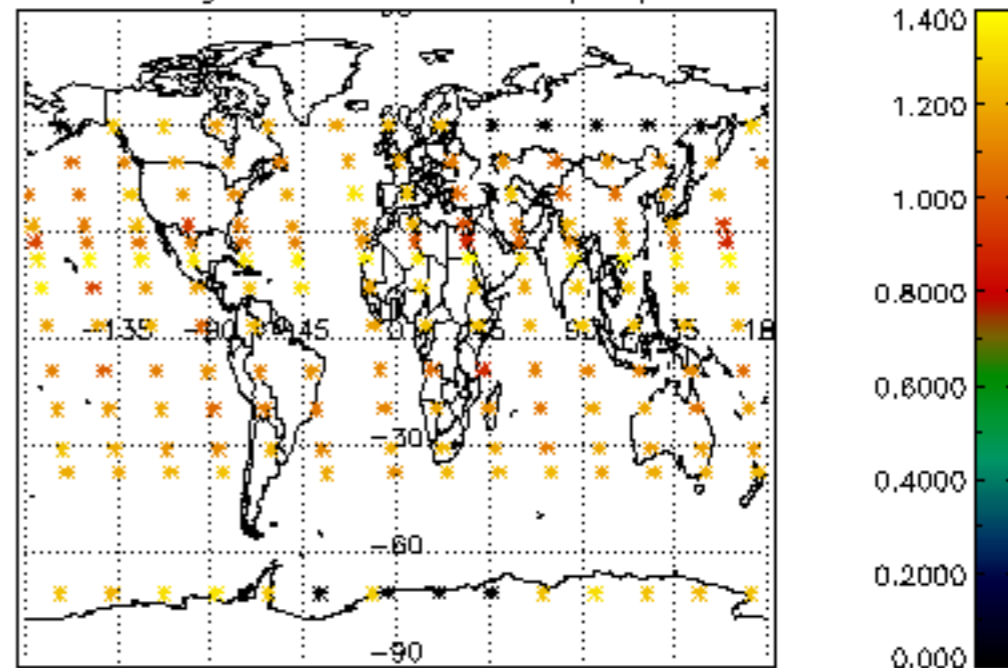




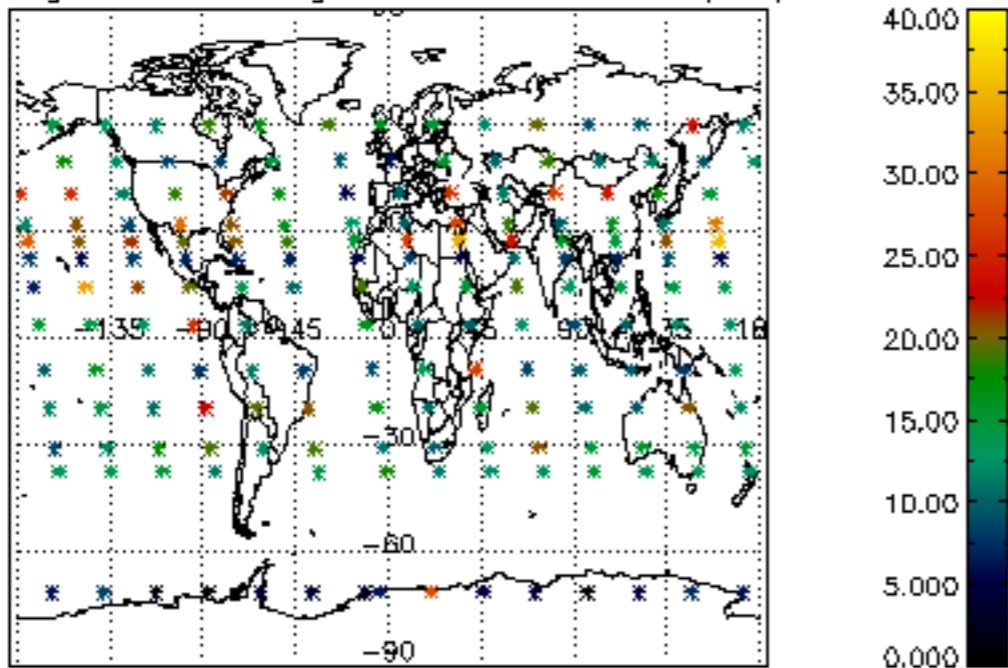
Percentage of cosmic ray hits per profile



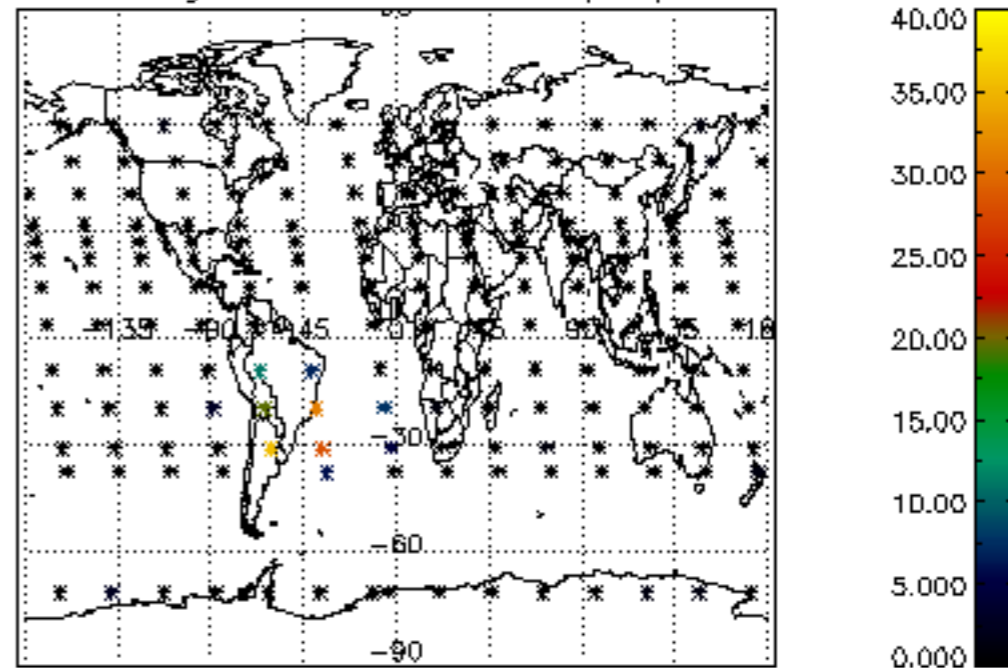
Percentage of datation errors per profile



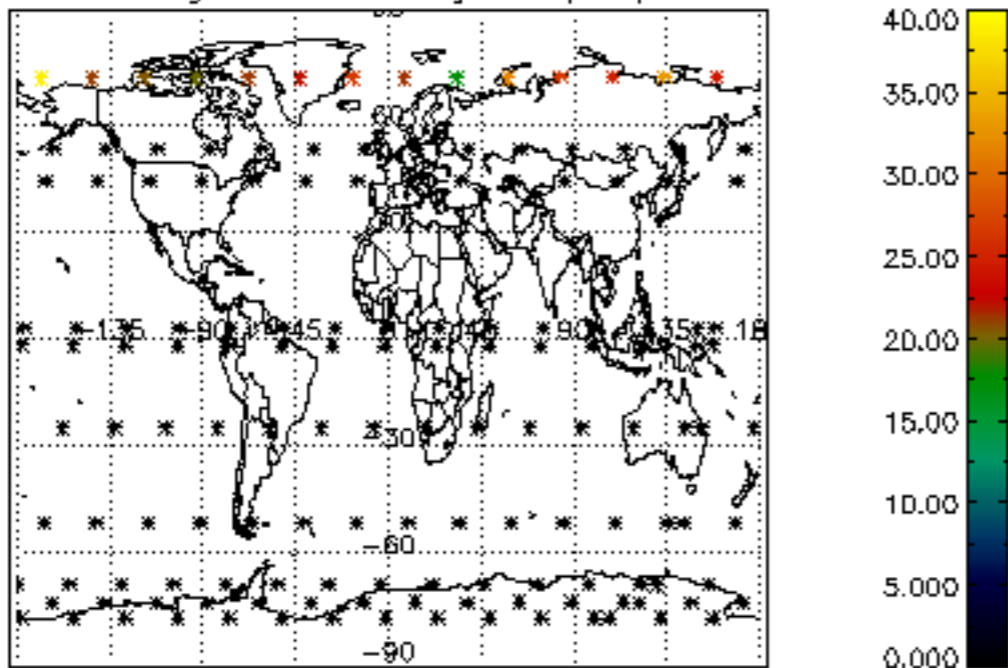
Percentage of star falling outside central band per profile



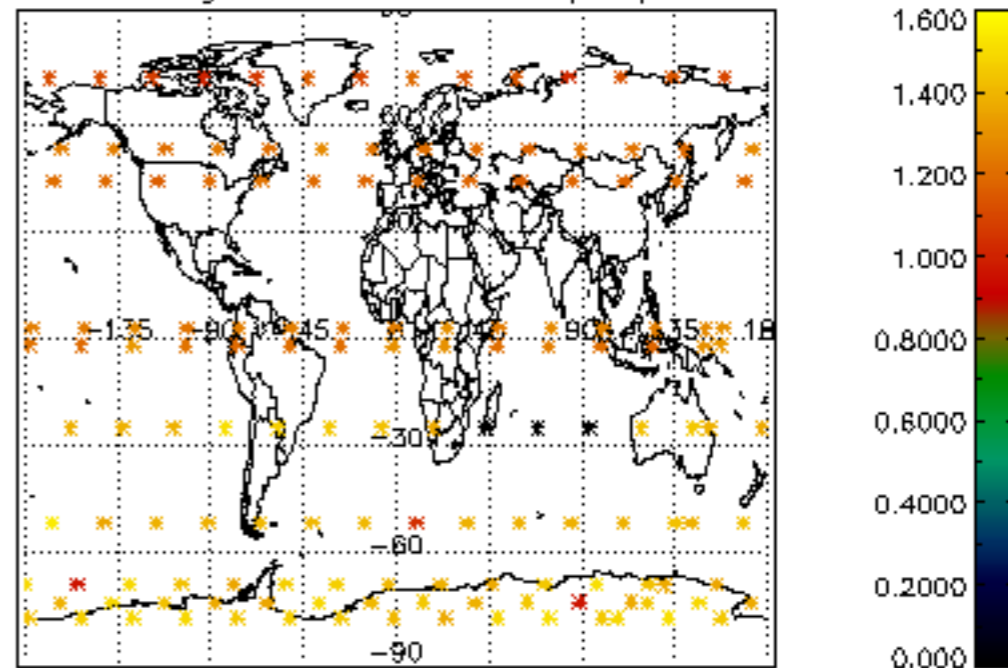
Percentage of saturation errors per profile



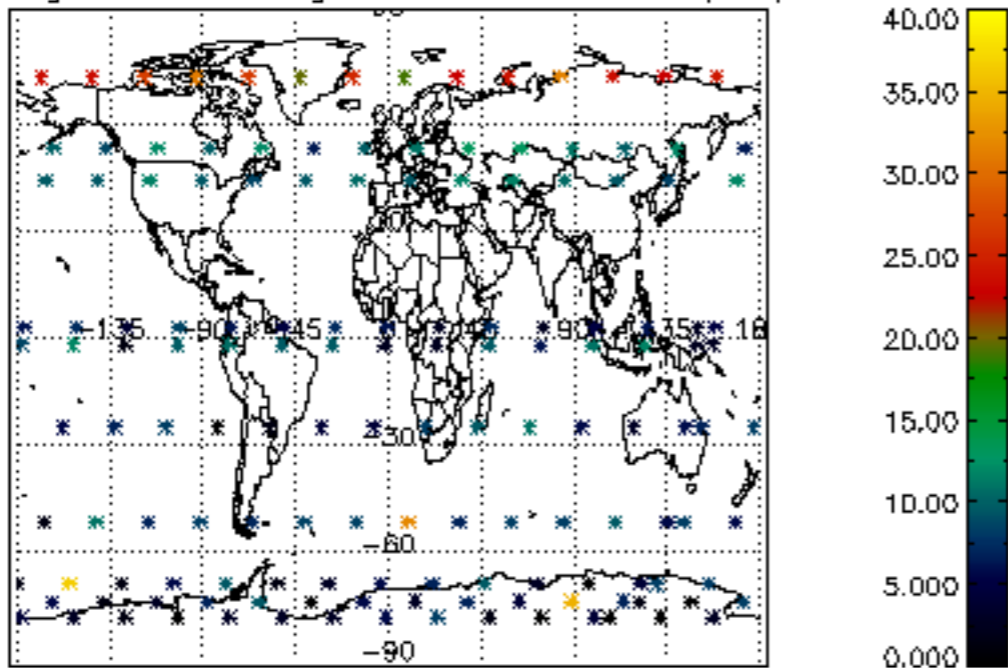
Percentage of cosmic ray hits per profile



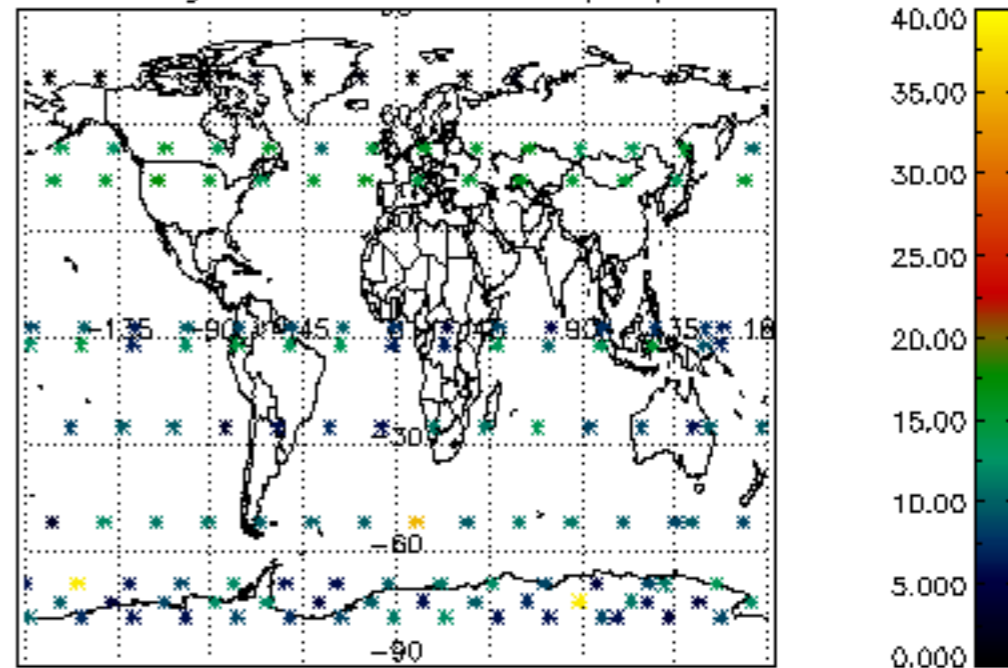
Percentage of datation errors per profile

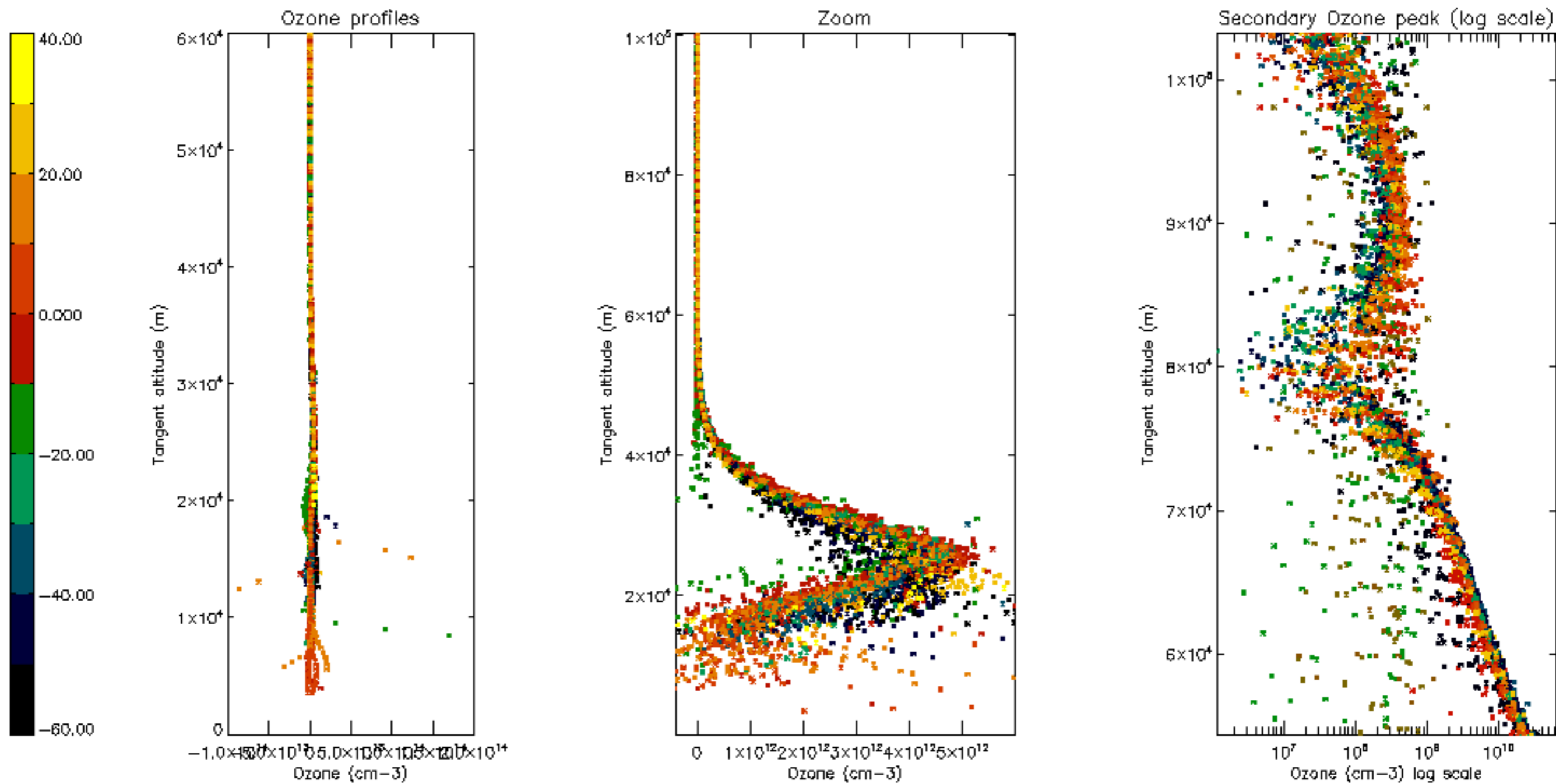


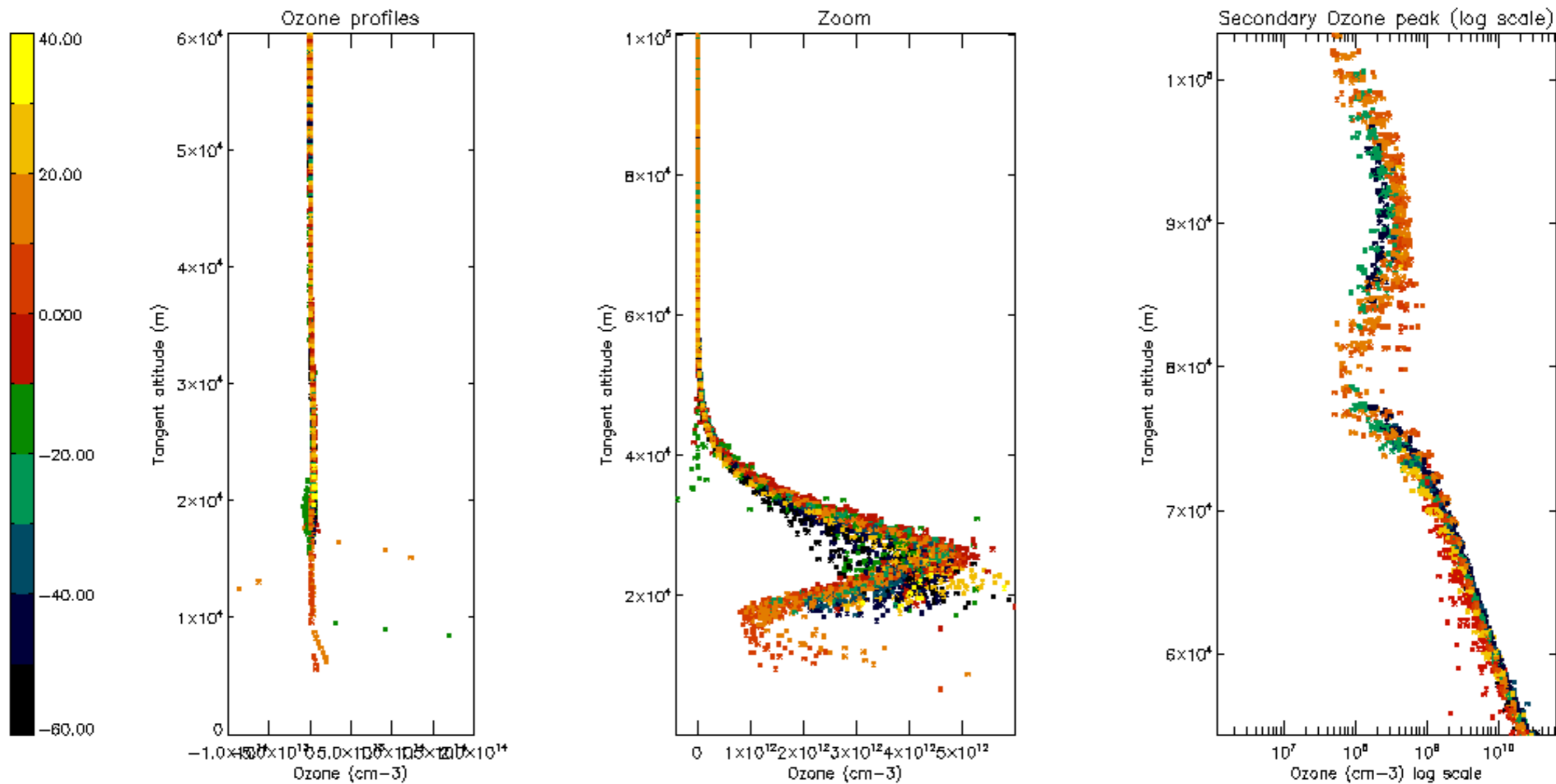
Percentage of star falling outside central band per profile

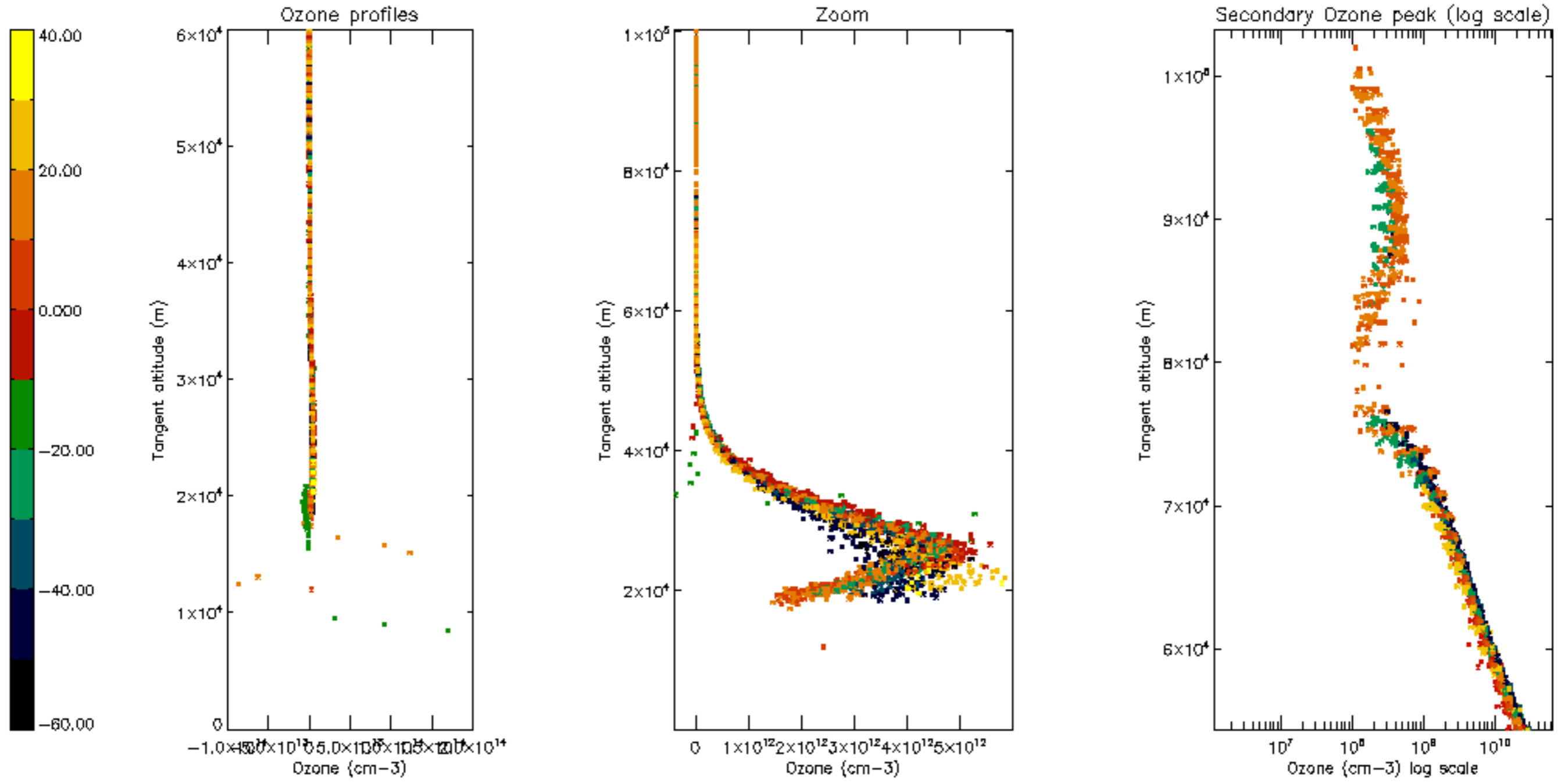


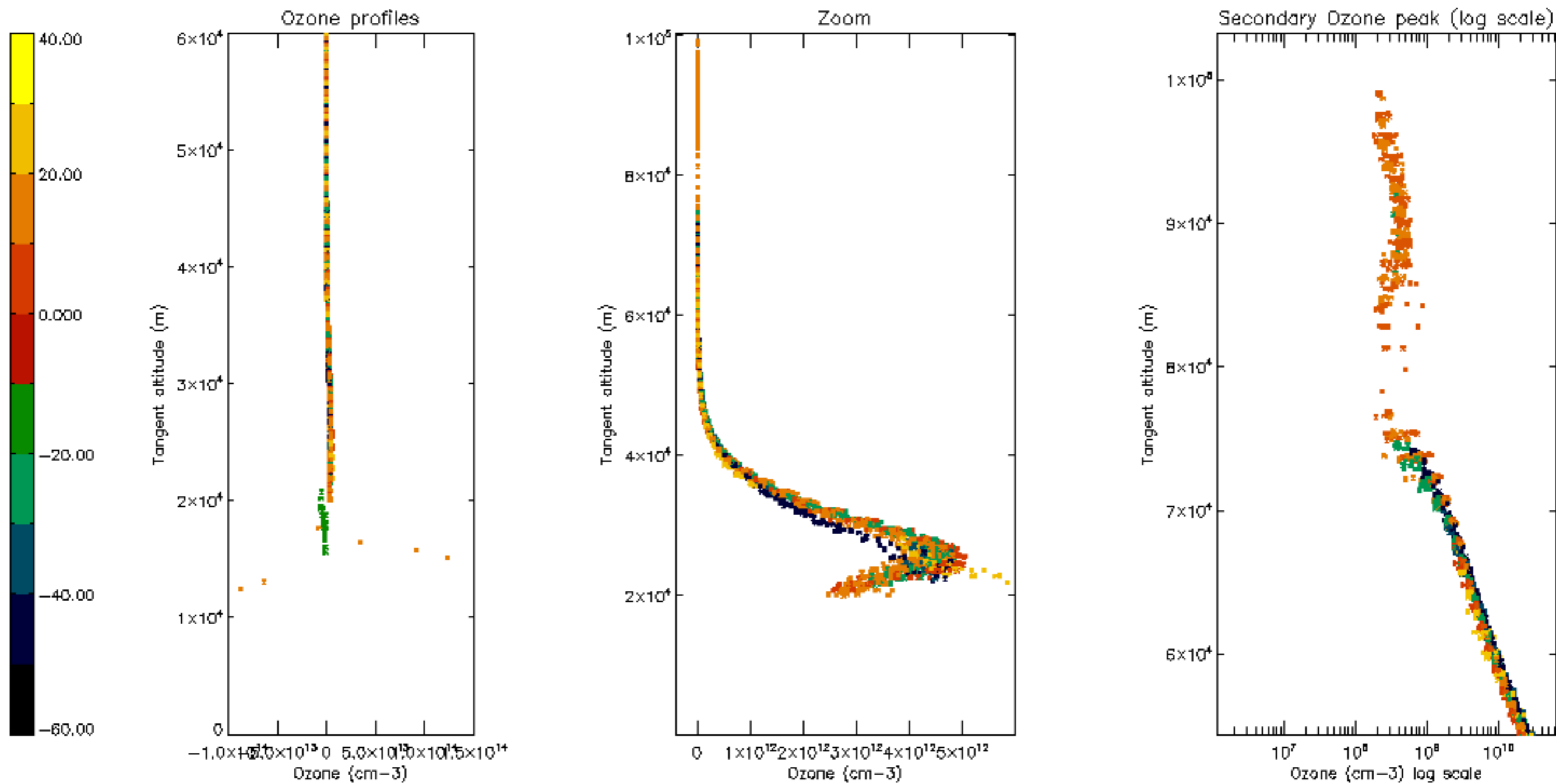
Percentage of saturation errors per profile

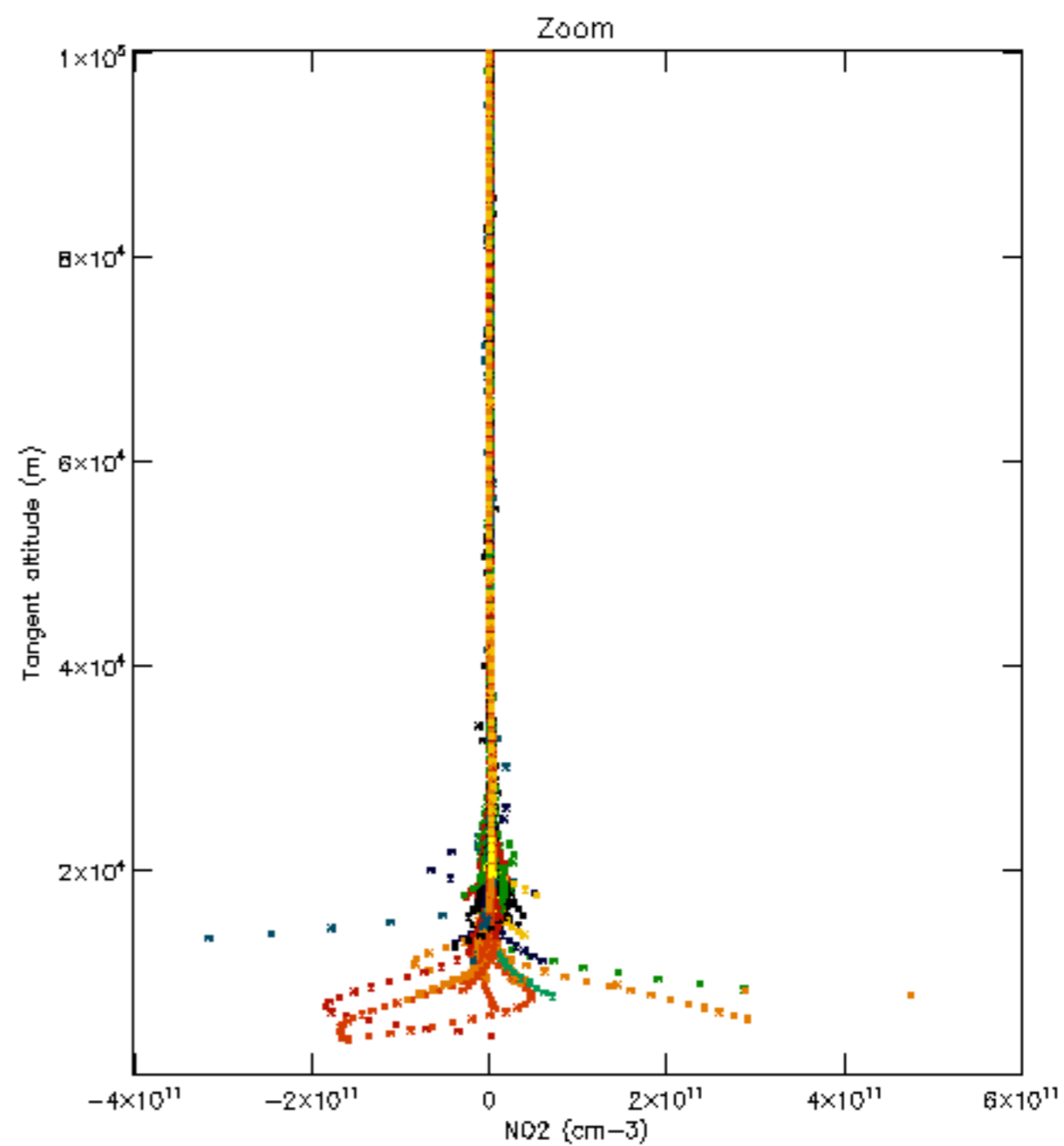
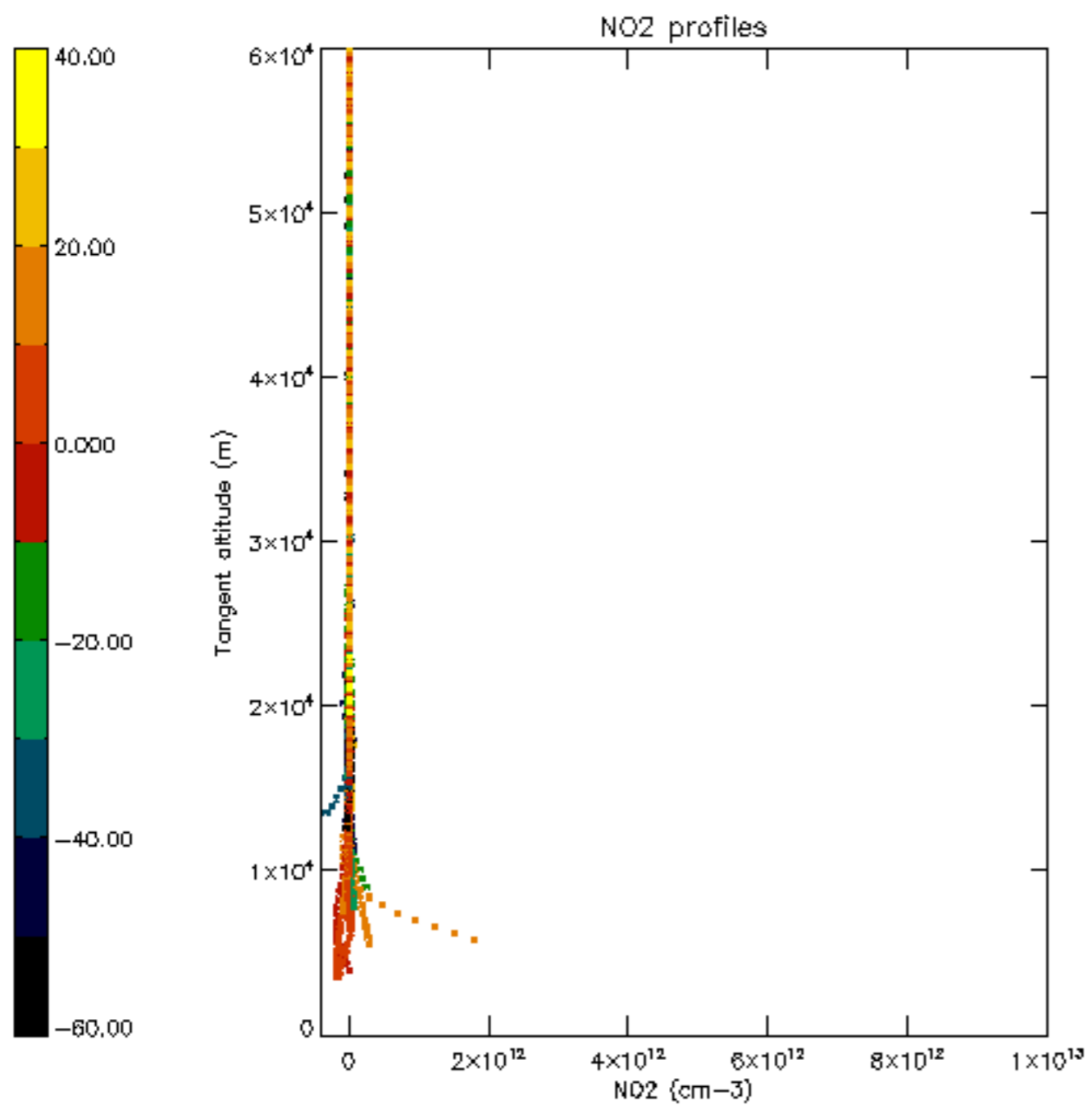


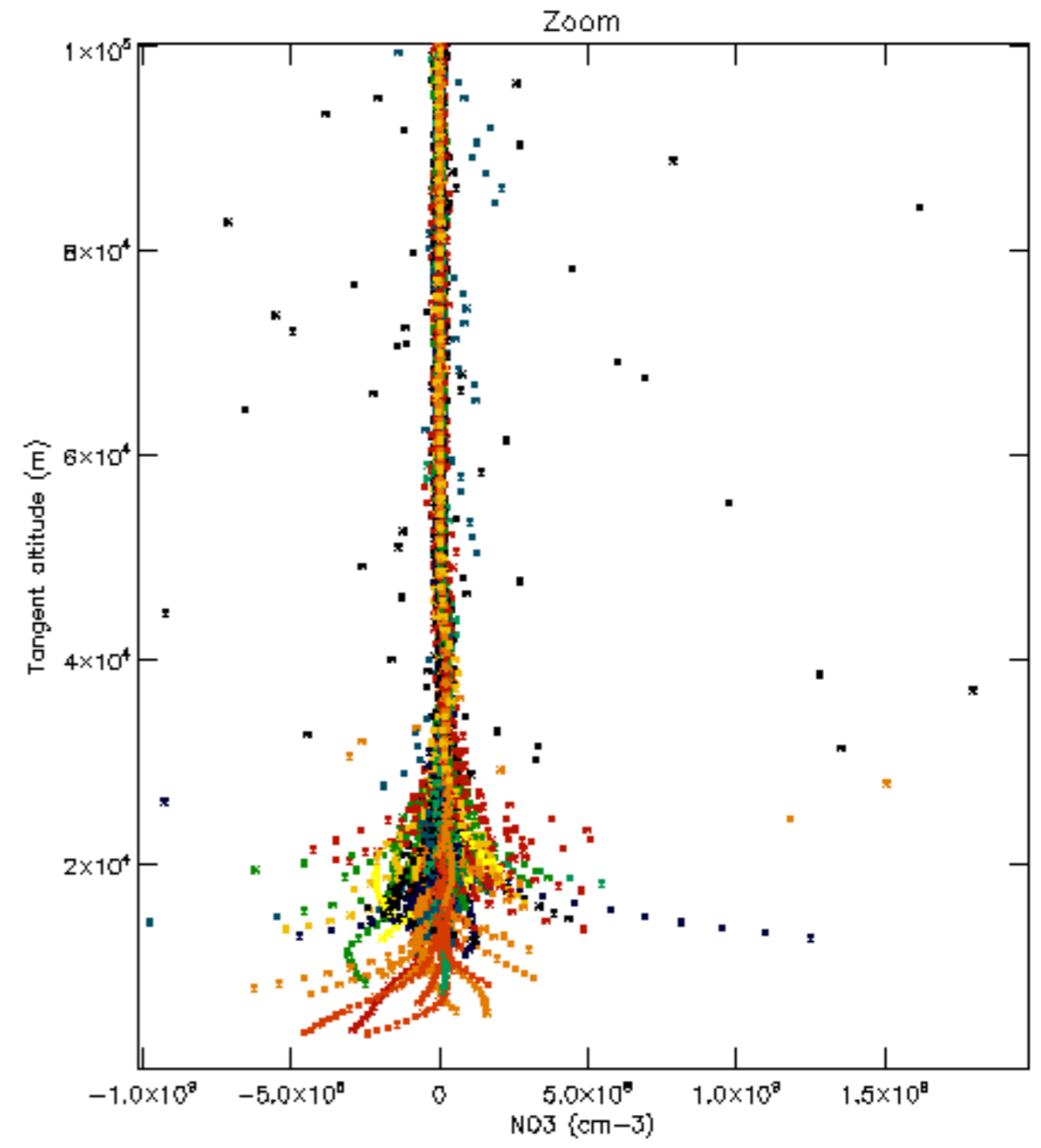
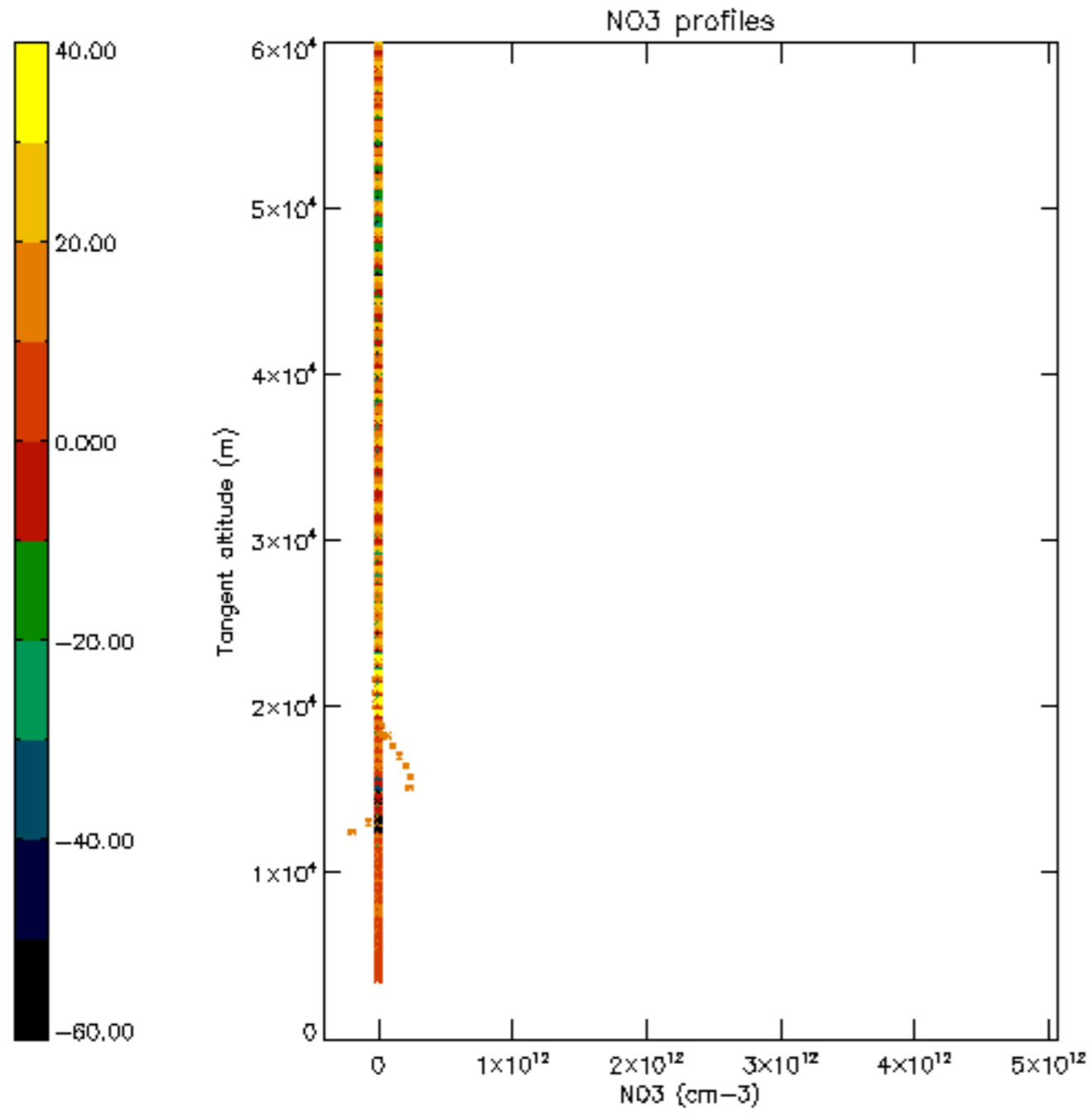


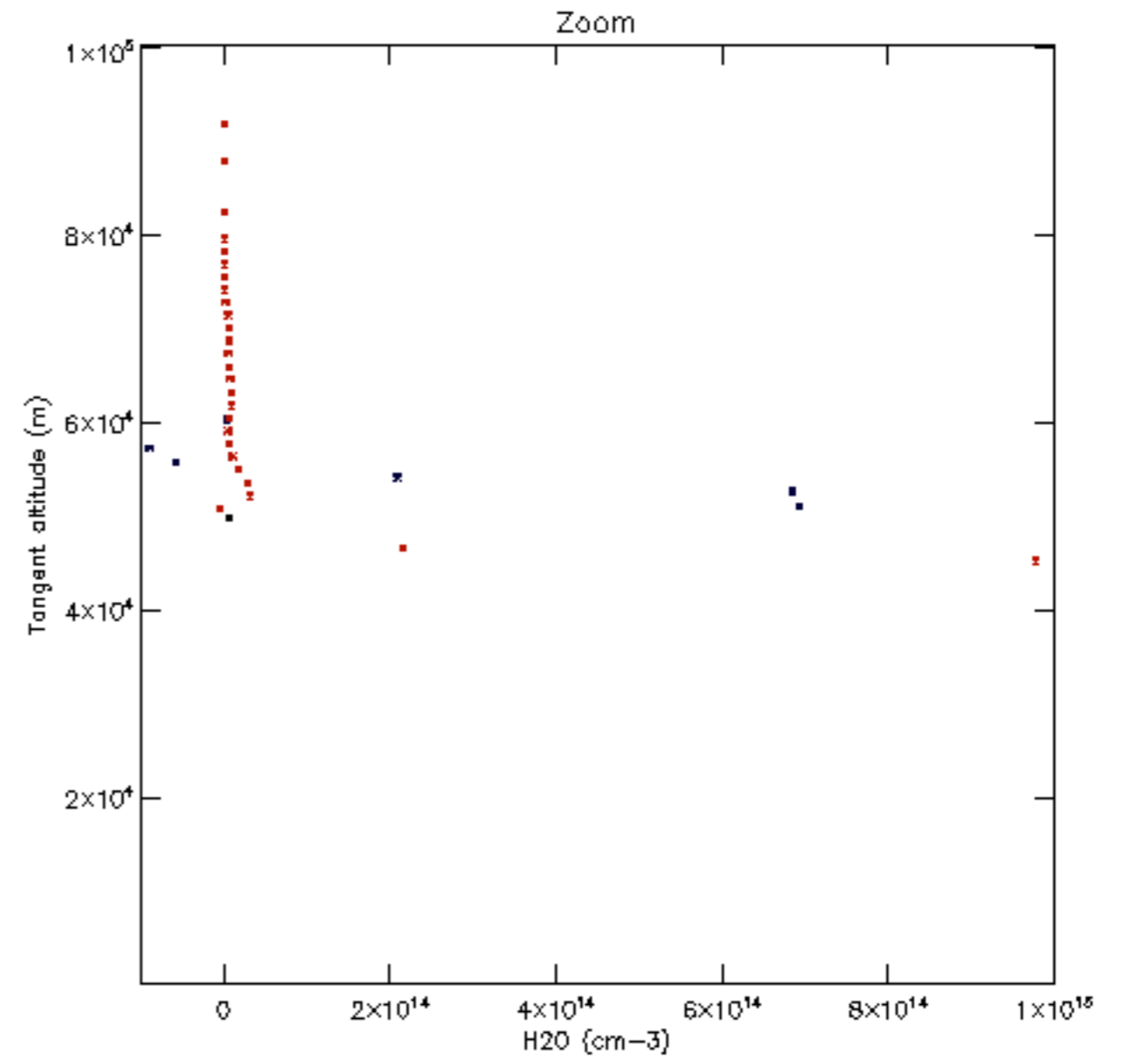
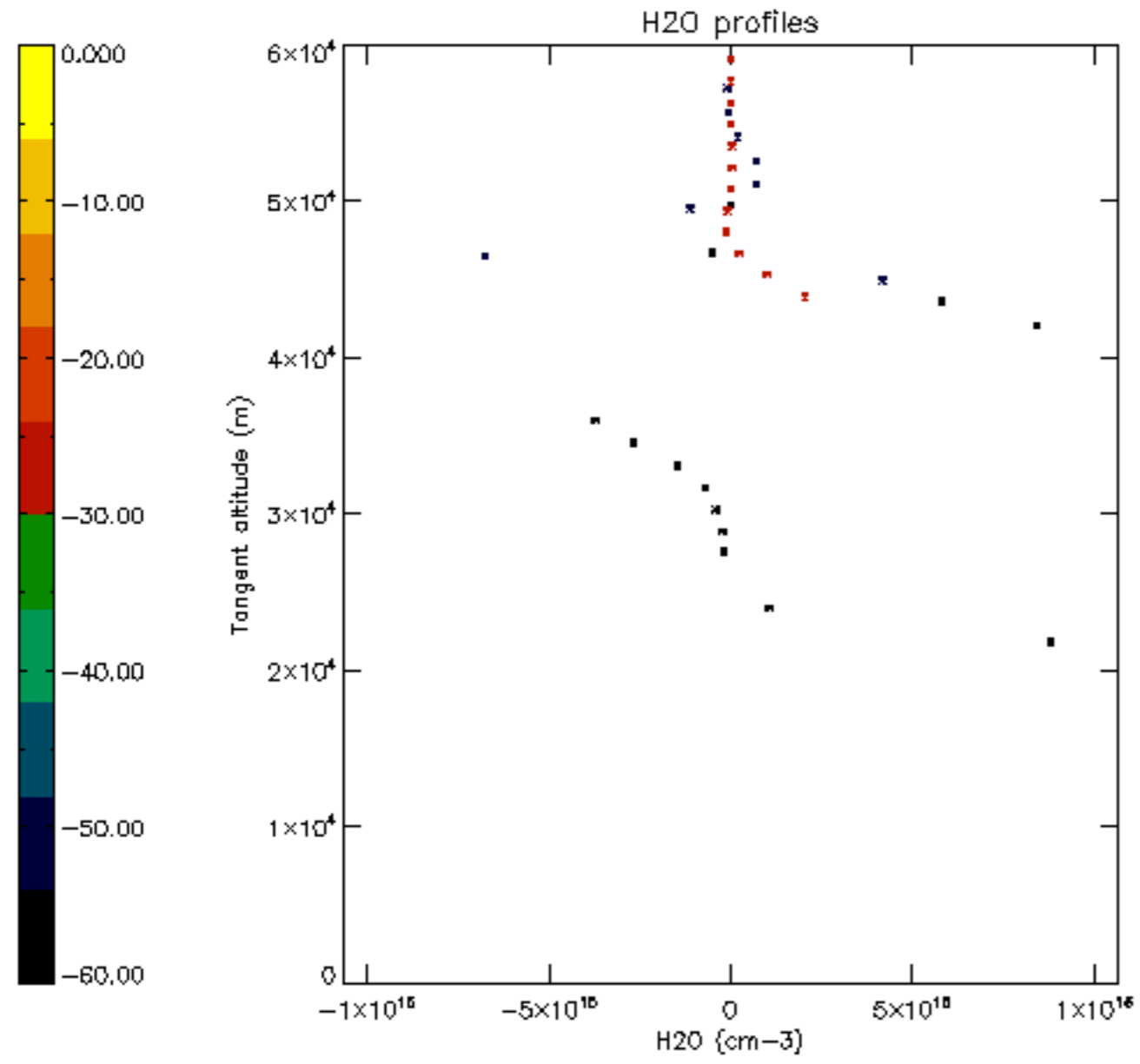


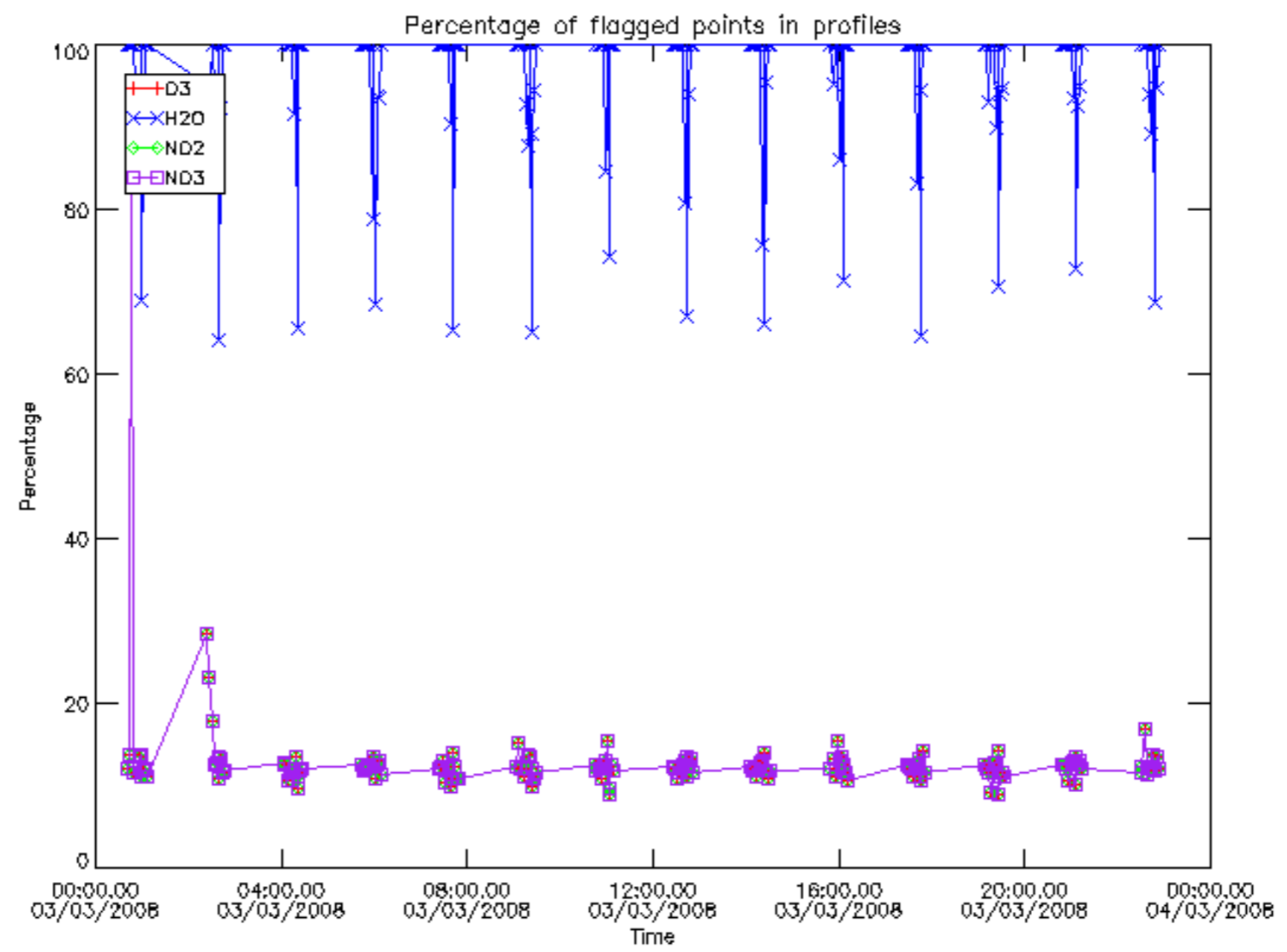




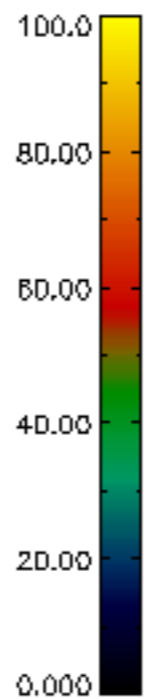
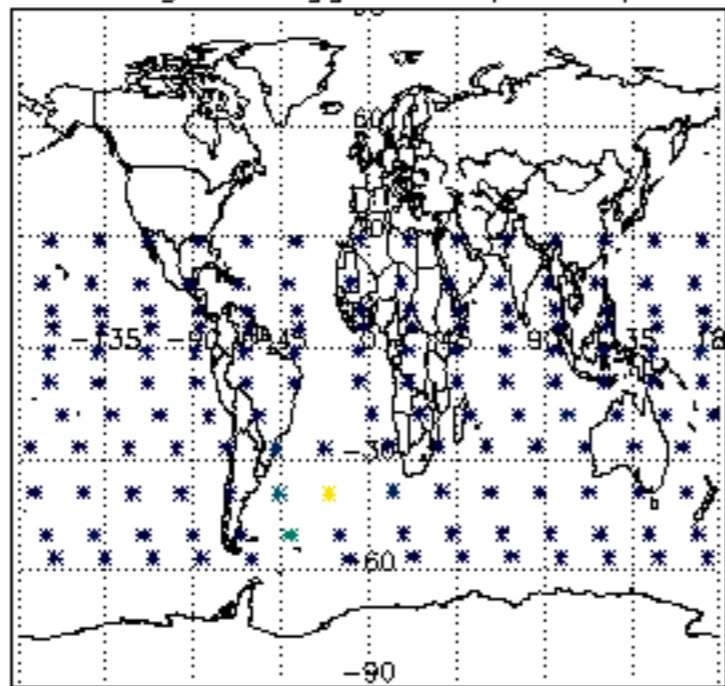




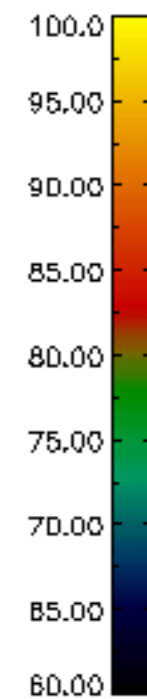
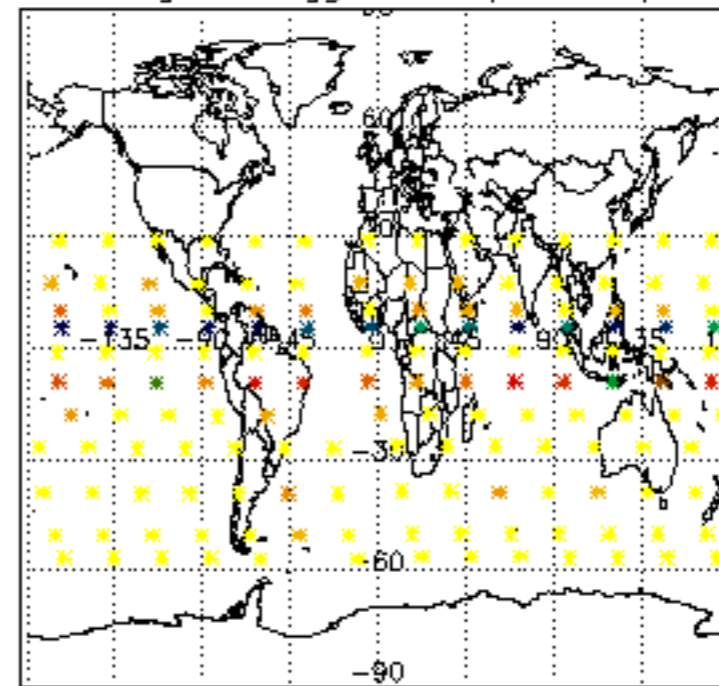




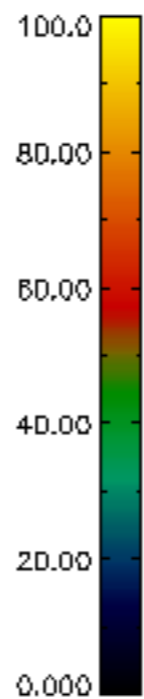
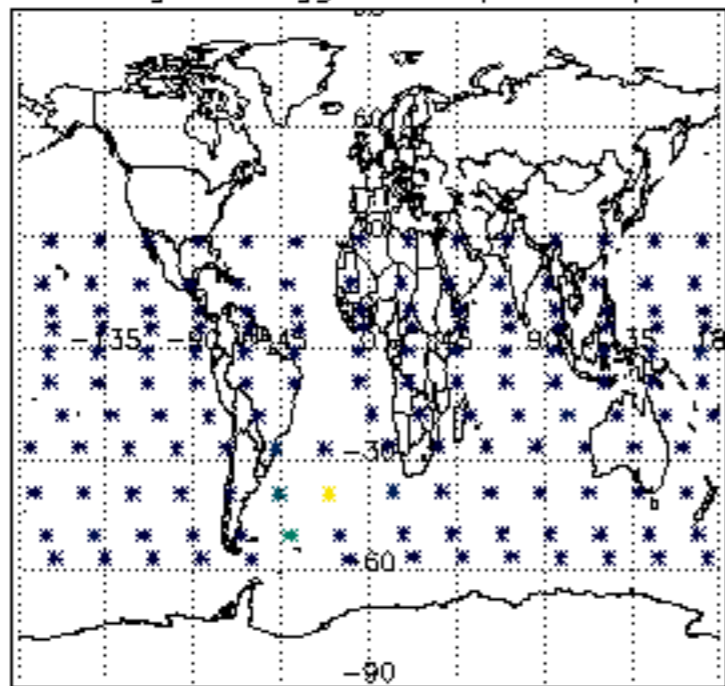
Percentage of flagged data per D3 profile



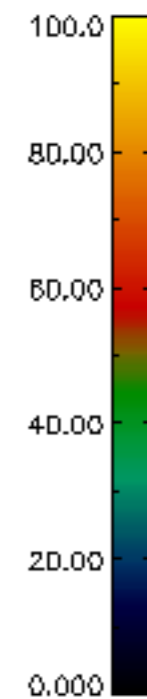
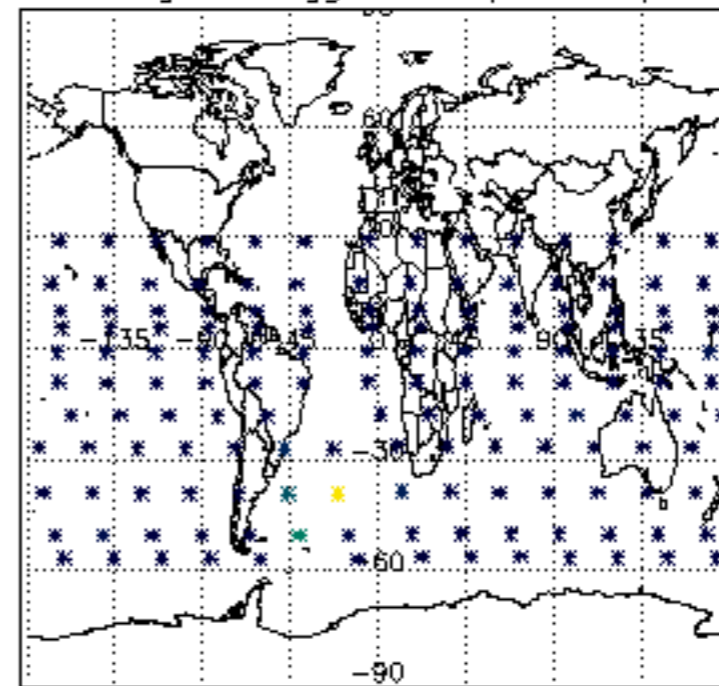
Percentage of flagged data per H2O profile

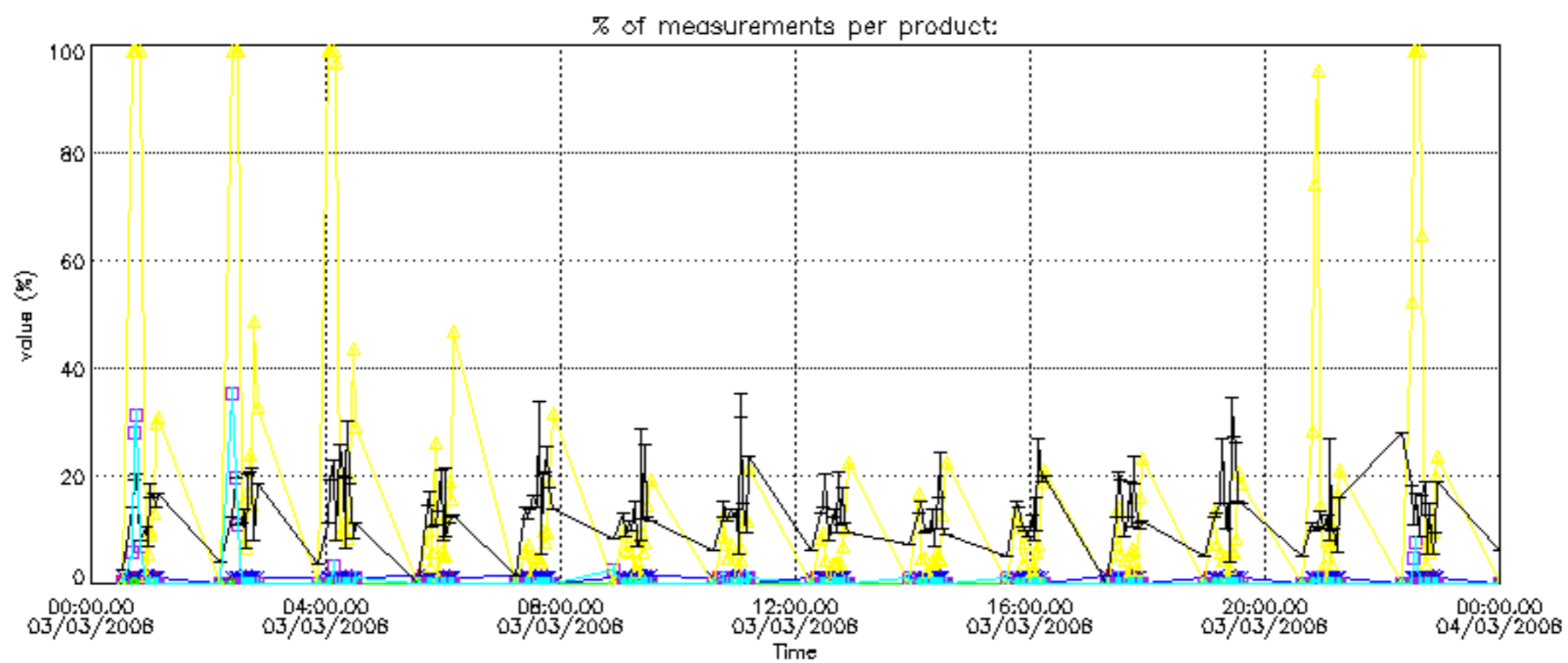
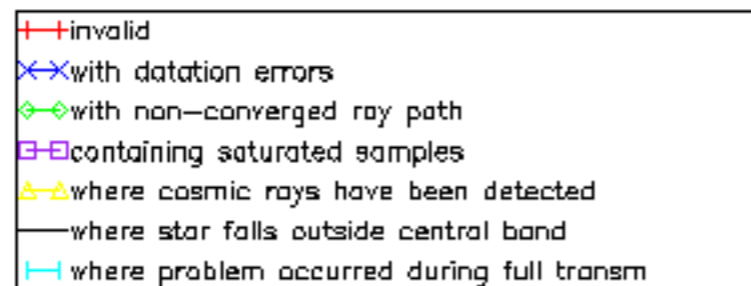


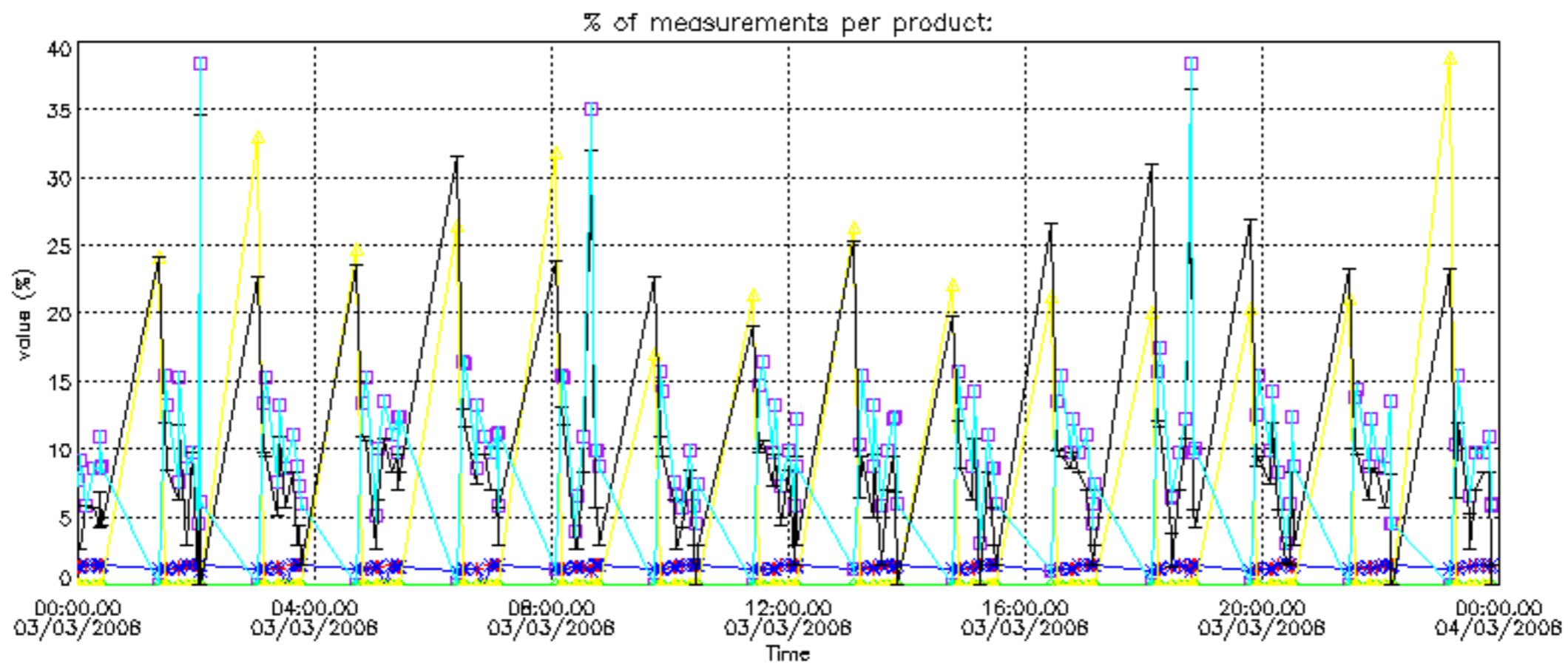
Percentage of flagged data per NO2 profile



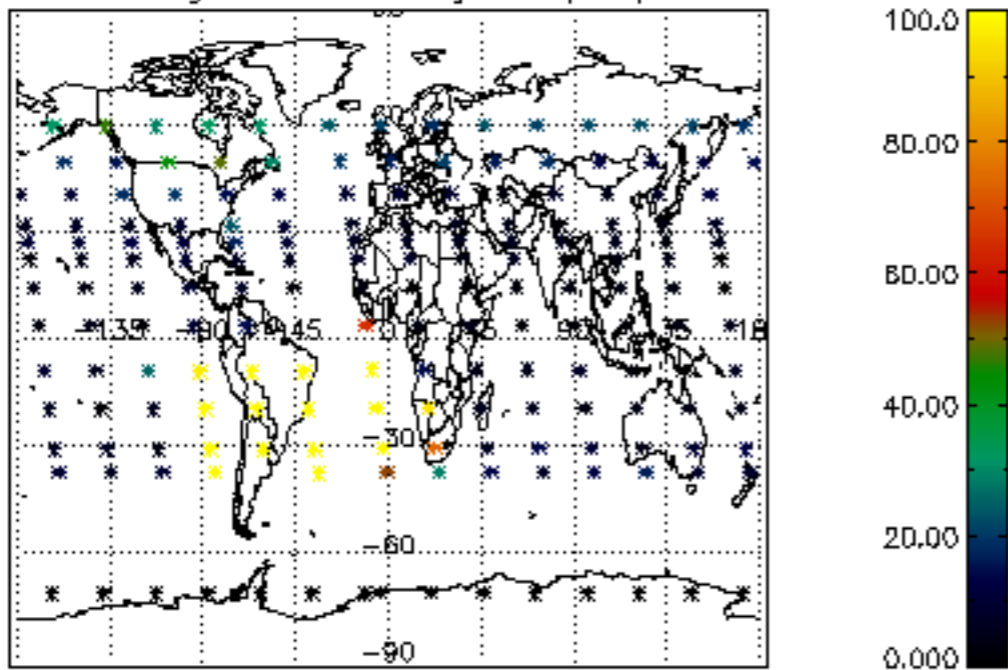
Percentage of flagged data per NO3 profile



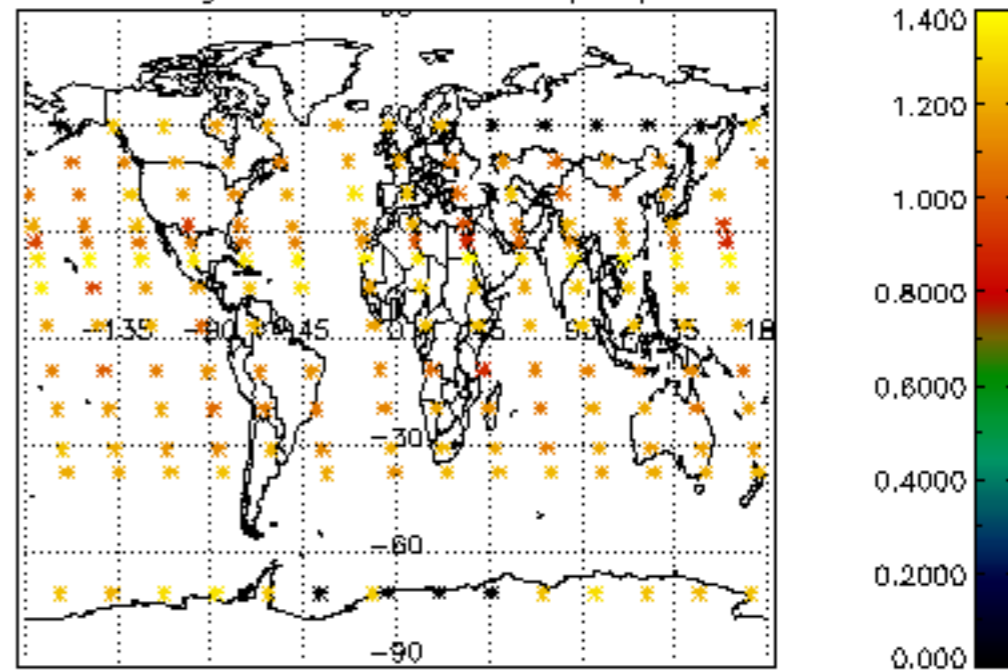




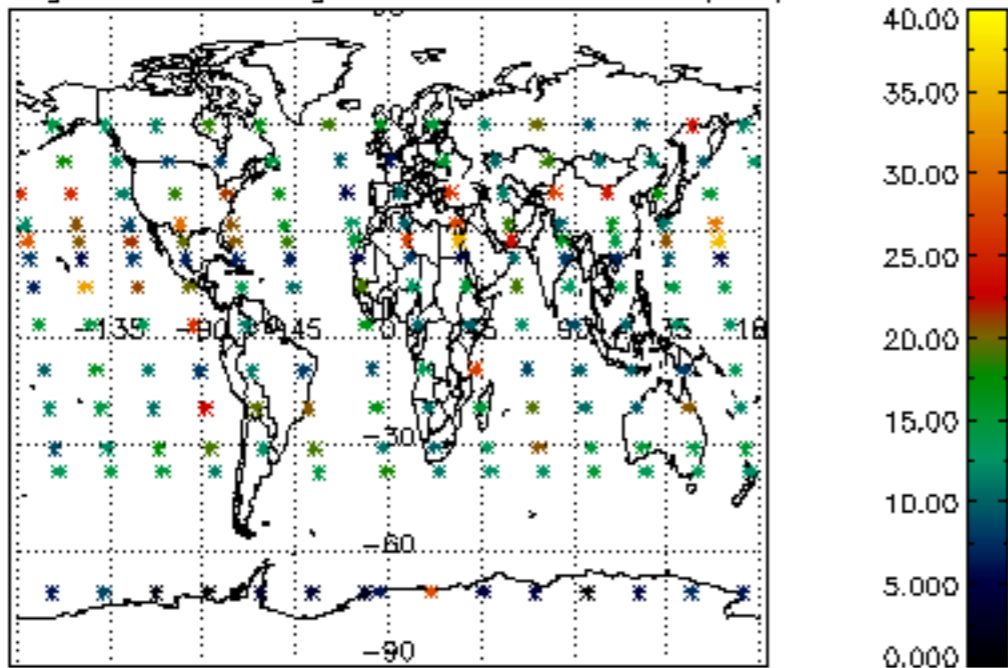
Percentage of cosmic ray hits per profile



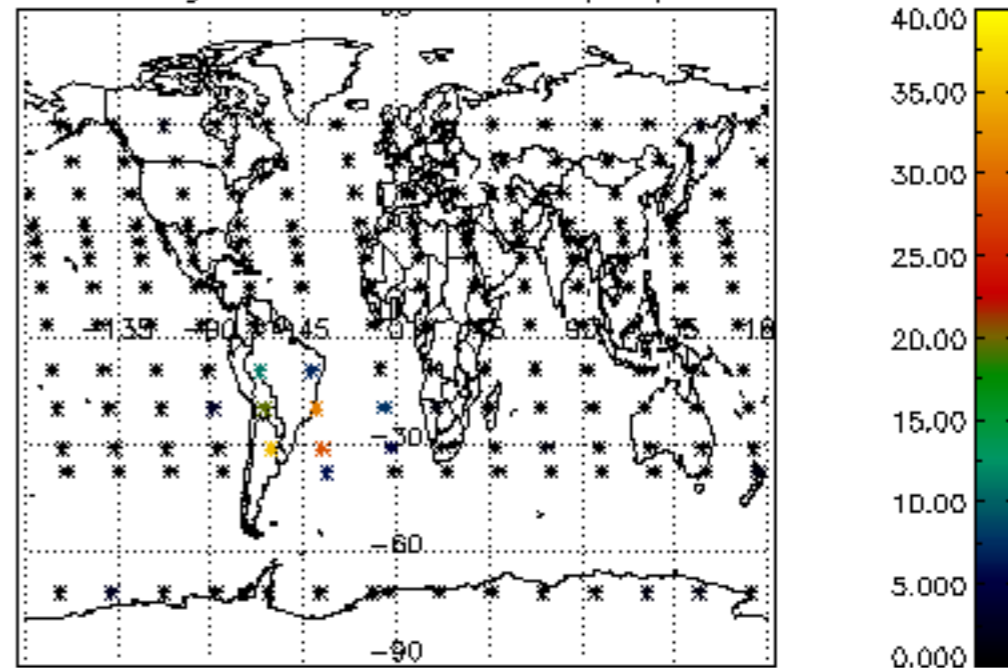
Percentage of datation errors per profile



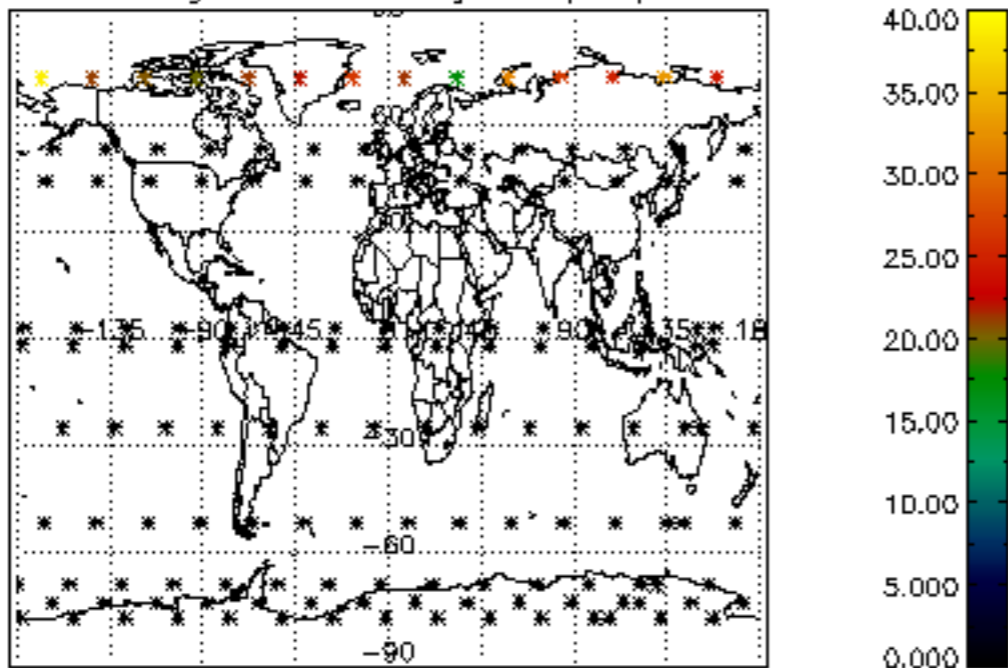
Percentage of star falling outside central band per profile



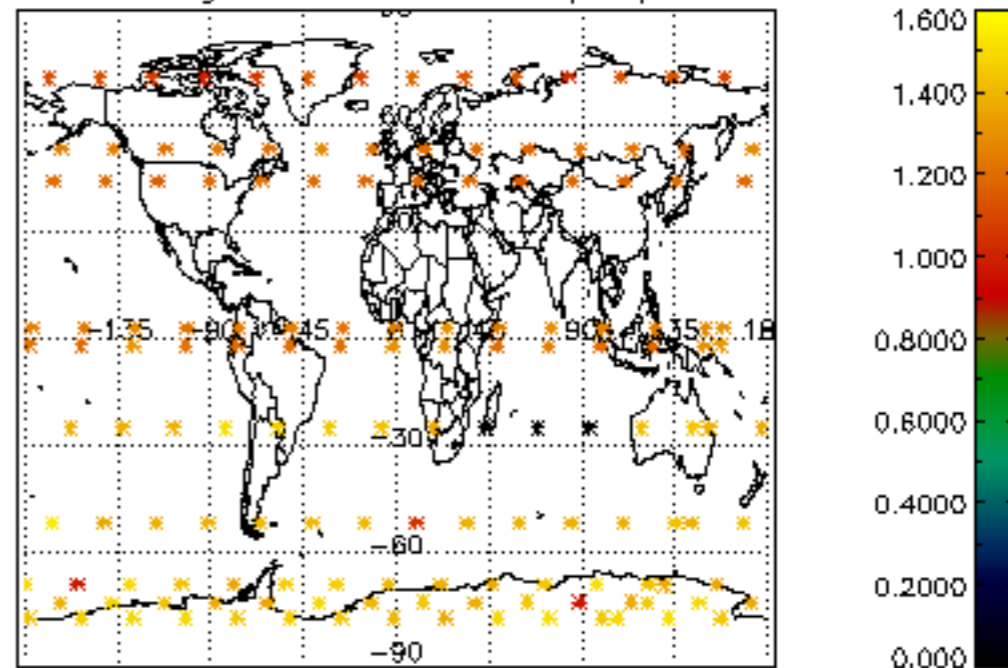
Percentage of saturation errors per profile



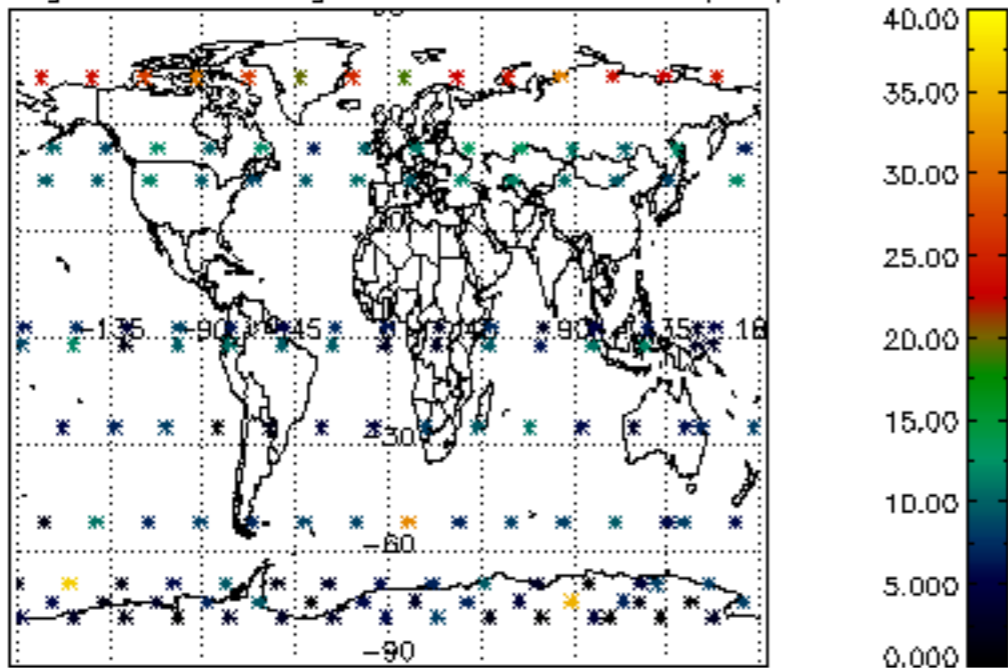
Percentage of cosmic ray hits per profile



Percentage of datation errors per profile



Percentage of star falling outside central band per profile



Percentage of saturation errors per profile

