

# GOMOS Level 2 Daily Report

## SUMMARY

### [1. General Info](#)

### [2. Summary of processed GOM\\_NL\\_2P products](#)

### [3. Level 2 Quality information per product](#)

#### [3.1 Plot of level 2 quality information per product \(time dependant\)](#)

#### [3.2 Plot of level 2 quality information per product \(world map\)](#)

### [4. Level 1 Quality information per product \(stored on level 2 products\)](#)

#### [4.1 Plot of level 1 quality information per product \(time dependant\)](#)

##### [4.1.1 Plot of level 1 quality information per product \(time dependant\): ASCENDING](#)

##### [4.1.2 Plot of level 1 quality information per product \(time dependant\): DESCENDING](#)

#### [4.2 Plot of level 1 quality information per product \(world map\)](#)

##### [4.2.1 Plot of level 1 quality information per product \(world map\): ASCENDING](#)

##### [4.2.2 Plot of level 1 quality information per product \(world map\): DESCENDING](#)

### [5. Ozone profiles based on quality statistics and other trace gas profiles](#)

#### [5.1 Ozone statistics based on quality of products](#)

#### [5.2 Plot ozone profiles for all STD \(dark without errors\)](#)

#### [5.3 Plot ozone profiles where STD < 20% \(dark without errors\)](#)

#### [5.4. Plot ozone profiles where STD < 10% \(dark without errors\)](#)

#### [5.5. Plot ozone profiles where STD < 5% \(dark without errors\)](#)

#### [5.6 Plot NO2 profiles for all STD \(dark without errors\)](#)

#### [5.7 Plot NO3 profiles for all STD \(dark without errors\)](#)

#### [5.8 Plot H2O profiles \(only for occultations of stars 1,2,3,4,13,14,16,26,63 dark without errors\) for all STD](#)

### [6. Auxiliary Data Files used for the production reported in section 2](#)

This report presents the daily analysis on parameters extracted from GOMOS level 2 data (GOM\_NL\_\_2P). It is intended to monitor some important parameters that will impact the quality of these products. A list of level 2 products (and content) that have arrived during the reporting day to the PCF is also given.

Item	Value
Time of report generation	25APR2013 11:06:20
Data source version	GOMOS/6.01
Start time of products	01-03-2008 (01MAR2008 00:00:00)
Stop time of products	02-03-2008 (02MAR2008 00:00:00)
Store outputs in DB	Yes
Nb of level 2 prods	297
Nb of prods with errors	0

## 2. Summary of processed GOM\_NL\_\_2P products.

Nr	Filename	UTC Start time	Limb	Duration	Star Id	Star Name	Star Mag	Star Temp	Nb Meas	Orbit	Prod. error
1	GOM_NL__2PRFIN20080301_000347_000000442066_00259_31375_9666.N1	01-MAR-2008 00:03:47	Dark	43.500	155	41Pi Sgr	2.9000	6600.0	87	31375	No
2	GOM_NL__2PRFIN20080301_000536_000000452066_00259_31375_9667.N1	01-MAR-2008 00:05:36	Dark	44.500	57	34Sig Sgr	2.0660	26000.	89	31375	No
3	GOM_NL__2PRFIN20080301_000843_000000462066_00259_31375_9668.N1	01-MAR-2008 00:08:43	Dark	46.000	38	20Eps Sgr	1.8360	11000.	92	31375	No
4	GOM_NL__2PRFIN20080301_001233_000000532066_00259_31375_9669.N1	01-MAR-2008 00:12:33	Dark	52.500	40	The Sco	1.8590	7100.0	105	31375	No
5	GOM_NL__2PRFIN20080301_001517_000000412066_00260_31376_9741.N1	01-MAR-2008 00:15:17	Dark	40.500	141	Bet Ara	2.8400	4600.0	81	31376	No
6	GOM_NL__2PRFIN20080301_001916_000000372066_00260_31376_9742.N1	01-MAR-2008 00:19:16	Dark	37.000	134	Bet TrA	2.8100	6600.0	74	31376	No
7	GOM_NL__2PRFIN20080301_002033_000000372066_00260_31376_9743.N1	01-MAR-2008 00:20:33	Dark	36.500	145	Gam TrA	2.8720	10600.	73	31376	No
8	GOM_NL__2PRFIN20080301_002151_000000482066_00260_31376_9744.N1	01-MAR-2008 00:21:51	Dark	48.000	4	Alp1Cen	-0.010000	5800.0	96	31376	No
9	GOM_NL__2PRFIN20080301_002310_000000522066_00260_31376_9745.N1	01-MAR-2008 00:23:10	Dark	52.000	10	Bet Cen	0.61000	28000.	104	31376	No
10	GOM_NL__2PRFIN20080301_002545_000000422066_00260_31376_9746.N1	01-MAR-2008 00:25:45	Dark	42.000	12	Alp1Cru	0.77500	30000.	84	31376	No
11	GOM_NL__2PRFIN20080301_002733_000000372066_00260_31376_9747.N1	01-MAR-2008 00:27:33	Dark	37.000	124	The Car	2.7640	30000.	74	31376	No
12	GOM_NL__2PRFIN20080301_002854_000000412066_00260_31376_9748.N1	01-MAR-2008 00:28:54	Dark	40.500	99	Del Cen	2.5750	26000.	81	31376	No
13	GOM_NL__2PRFIN20080301_003116_000000412066_00260_31376_9749.N1	01-MAR-2008 00:31:16	Straylight	41.000	113	Mu Vel	2.6920	5000.0	82	31376	No
14	GOM_NL__2PRFIN20080301_003420_000000382066_00260_31376_9750.N1	01-MAR-2008 00:34:20	Straylight	38.000	65	Lam Vel	2.2040	4400.0	76	31376	No
15	GOM_NL__2PRFIN20080301_004350_000000412066_00260_31376_9751.N1	01-MAR-2008 00:43:50	Twilight	40.500	48	30Alp Hya	1.9770	4100.0	81	31376	No
16	GOM_NL__2PRFIN20080301_005319_000000392066_00260_31376_9752.N1	01-MAR-2008 00:53:19	Bright	38.500	166	17Eps Leo	2.9800	6000.0	77	31376	No
17	GOM_NL__2PRFIN20080301_011149_000000332066_00260_31376_9753.N1	01-MAR-2008 01:11:49	Bright	32.500	49	1Alp UMi	1.9900	6300.0	65	31376	No
18	GOM_NL__2PRFIN20080301_011920_000000362066_00260_31376_9754.N1	01-MAR-2008 01:19:20	Bright	35.500	89	5Alp Cep	2.4510	8000.0	71	31376	No
19	GOM_NL__2PRFIN20080301_012425_000000362066_00260_31376_9755.N1	01-MAR-2008 01:24:25	Bright	36.000	19	50Alp Cyg	1.2460	10500.	72	31376	No
20	GOM_NL__2PRFIN20080301_012559_000000362066_00260_31376_9756.N1	01-MAR-2008 01:25:59	Bright	36.000	66	37Gam Cyg	2.2080	5900.0	72	31376	No
21	GOM_NL__2PRFIN20080301_012732_000000352066_00260_31376_9757.N1	01-MAR-2008 01:27:32	Bright	34.500	92	53Eps Cyg	2.5000	4500.0	69	31376	No
22	GOM_NL__2PRFIN20080301_013435_000000382066_00260_31376_9758.N1	01-MAR-2008 01:34:35	Bright	38.000	168	17Zet Aql	2.9860	11000.	76	31376	No
23	GOM_NL__2PRFIN20080301_014613_000000422066_00260_31376_9759.N1	01-MAR-2008 01:46:13	Dark	41.500	57	34Sig Sgr	2.0660	26000.	83	31376	No
24	GOM_NL__2PRFIN20080301_014919_000000462066_00260_31376_9760.N1	01-MAR-2008 01:49:19	Dark	45.500	38	20Eps Sgr	1.8360	11000.	91	31376	No
25	GOM_NL__2PRFIN20080301_015309_000000452066_00260_31376_9761.N1	01-MAR-2008 01:53:09	Dark	45.000	40	The Sco	1.8590	7100.0	90	31376	No
26	GOM_NL__2PRFIN20080301_015554_000000392066_00261_31377_9741.N1	01-MAR-2008 01:55:54	Dark	38.500	141	Bet Ara	2.8400	4600.0	77	31377	No
27	GOM_NL__2PRFIN20080301_015952_000000392066_00261_31377_9742.N1	01-MAR-2008 01:59:52	Dark	38.500	134	Bet TrA	2.8100	6600.0	77	31377	No
28	GOM_NL__2PRFIN20080301_020109_000000372066_00261_31377_9743.N1	01-MAR-2008 02:01:09	Dark	37.000	145	Gam TrA	2.8720	10600.	74	31377	No
29	GOM_NL__2PRFIN20080301_020228_000000452066_00261_31377_9744.N1	01-MAR-2008 02:02:28	Dark	44.500	4	Alp1Cen	-0.010000	5800.0	89	31377	No
30	GOM_NL__2PRFIN20080301_020347_000000452066_00261_31377_9745.N1	01-MAR-2008 02:03:47	Dark	44.500	10	Bet Cen	0.61000	28000.	89	31377	No
31	GOM_NL__2PRFIN20080301_020621_000000392066_00261_31377_9746.N1	01-MAR-2008 02:06:21	Dark	38.500	12	Alp1Cru	0.77500	30000.	77	31377	No
32	GOM_NL__2PRFIN20080301_020809_000000372066_00261_31377_9747.N1	01-MAR-2008 02:08:09	Dark	37.000	124	The Car	2.7640	30000.	74	31377	No
33	GOM_NL__2PRFIN20080301_020930_000000412066_00261_31377_9748.N1	01-MAR-2008 02:09:30	Dark	40.500	99	Del Cen	2.5750	26000.	81	31377	No
34	GOM_NL__2PRFIN20080301_021152_000000422066_00261_31377_9749.N1	01-MAR-2008 02:11:52	Straylight	42.000	113	Mu Vel	2.6920	5000.0	84	31377	No
35	GOM_NL__2PRFIN20080301_021456_000000442066_00261_31377_9750.N1	01-MAR-2008 02:14:56	Straylight	44.000	65	Lam Vel	2.2040	4400.0	88	31377	No
36	GOM_NL__2PRFIN20080301_022426_000000442066_00261_31377_9751.N1	01-MAR-2008 02:24:26	Twilight	44.000	48	30Alp Hya	1.9770	4100.0	88	31377	No
37	GOM_NL__2PRFIN20080301_023355_000000392066_00261_31377_9752.N1	01-MAR-2008 02:33:55	Bright	38.500	166	17Eps Leo	2.9800	6000.0	77	31377	No
38	GOM_NL__2PRFIN20080301_025225_000000342066_00261_31377_9753.N1	01-MAR-2008 02:52:25	Bright	33.500	49	1Alp UMi	1.9900	6300.0	67	31377	No
39	GOM_NL__2PRFIN20080301_025956_000000342066_00261_31377_9754.N1	01-MAR-2008 02:59:56	Bright	34.000	89	5Alp Cep	2.4510	8000.0	68	31377	No
40	GOM_NL__2PRFIN20080301_030501_000000352066_00261_31377_9755.N1	01-MAR-2008 03:05:01	Bright	35.000	19	50Alp Cyg	1.2460	10500.	70	31377	No
41	GOM_NL__2PRFIN20080301_030635_000000352066_00261_31377_9756.N1	01-MAR-2008 03:06:35	Bright	35.000	66	37Gam Cyg	2.2080	5900.0	70	31377	No
42	GOM_NL__2PRFIN20080301_030808_000000352066_00261_31377_9757.N1	01-MAR-2008 03:08:08	Bright	34.500	92	53Eps Cyg	2.5000	4500.0	69	31377	No

43	GOM_NL__2PRFIN20080301_031511_000000392066_00261_31377_9758.N1	01-MAR-2008 03:15:11	Bright	39.000	168	17Zet Aql	2.9860	11000.	78	31377	No
44	GOM_NL__2PRFIN20080301_032500_000000382066_00261_31377_9759.N1	01-MAR-2008 03:25:00	Dark	38.000	155	41Pi Sgr	2.9000	6600.0	76	31377	No
45	GOM_NL__2PRFIN20080301_032649_000000402066_00261_31377_9760.N1	01-MAR-2008 03:26:49	Dark	40.000	57	34Sig Sgr	2.0660	26000.	80	31377	No
46	GOM_NL__2PRFIN20080301_032956_000000462066_00261_31377_9761.N1	01-MAR-2008 03:29:56	Dark	46.000	38	20Eps Sgr	1.8360	11000.	92	31377	No
47	GOM_NL__2PRFIN20080301_033346_000000502066_00261_31377_9762.N1	01-MAR-2008 03:33:46	Dark	49.500	40	The Sco	1.8590	7100.0	99	31377	No
48	GOM_NL__2PRFIN20080301_033630_000000402066_00262_31378_9741.N1	01-MAR-2008 03:36:30	Dark	39.500	141	Bet Ara	2.8400	4600.0	79	31378	No
49	GOM_NL__2PRFIN20080301_034029_000000392066_00262_31378_9742.N1	01-MAR-2008 03:40:29	Dark	38.500	134	Bet TrA	2.8100	6600.0	77	31378	No
50	GOM_NL__2PRFIN20080301_034146_000000372066_00262_31378_9743.N1	01-MAR-2008 03:41:46	Dark	37.000	145	Gam TrA	2.8720	10600.	74	31378	No
51	GOM_NL__2PRFIN20080301_034304_000000472066_00262_31378_9744.N1	01-MAR-2008 03:43:04	Dark	47.000	4	Alp1Cen	-0.010000	5800.0	94	31378	No
52	GOM_NL__2PRFIN20080301_034423_000000522066_00262_31378_9745.N1	01-MAR-2008 03:44:23	Dark	51.500	10	Bet Cen	0.61000	28000.	103	31378	No
53	GOM_NL__2PRFIN20080301_034657_000000402066_00262_31378_9746.N1	01-MAR-2008 03:46:57	Dark	40.000	12	Alp1Cru	0.77500	30000.	80	31378	No
54	GOM_NL__2PRFIN20080301_034846_000000372066_00262_31378_9747.N1	01-MAR-2008 03:48:46	Dark	37.000	124	The Car	2.7640	30000.	74	31378	No
55	GOM_NL__2PRFIN20080301_035006_000000412066_00262_31378_9748.N1	01-MAR-2008 03:50:06	Dark	40.500	99	Del Cen	2.5750	26000.	81	31378	No
56	GOM_NL__2PRFIN20080301_035228_000000432066_00262_31378_9749.N1	01-MAR-2008 03:52:28	Straylight	43.000	113	Mu Vel	2.6920	5000.0	86	31378	No
57	GOM_NL__2PRFIN20080301_035532_000000442066_00262_31378_9750.N1	01-MAR-2008 03:55:32	Straylight	43.500	65	Lam Vel	2.2040	4400.0	87	31378	No
58	GOM_NL__2PRFIN20080301_040502_000000442066_00262_31378_9751.N1	01-MAR-2008 04:05:02	Twl_and_stray	44.000	48	30Alp Hya	1.9770	4100.0	88	31378	No
59	GOM_NL__2PRFIN20080301_041431_000000392066_00262_31378_9752.N1	01-MAR-2008 04:14:31	Bright	39.000	166	17Eps Leo	2.9800	6000.0	78	31378	No
60	GOM_NL__2PRFIN20080301_043301_000000352066_00262_31378_9753.N1	01-MAR-2008 04:33:01	Bright	35.000	49	1Alp UMi	1.9900	6300.0	70	31378	No
61	GOM_NL__2PRFIN20080301_044032_000000362066_00262_31378_9754.N1	01-MAR-2008 04:40:32	Bright	36.000	89	5Alp Cep	2.4510	8000.0	72	31378	No
62	GOM_NL__2PRFIN20080301_044537_000000362066_00262_31378_9755.N1	01-MAR-2008 04:45:37	Bright	36.000	19	50Alp Cyg	1.2460	10500.	72	31378	No
63	GOM_NL__2PRFIN20080301_044711_000000362066_00262_31378_9756.N1	01-MAR-2008 04:47:11	Bright	36.000	66	37Gam Cyg	2.2080	5900.0	72	31378	No
64	GOM_NL__2PRFIN20080301_044844_000000342066_00262_31378_9757.N1	01-MAR-2008 04:48:44	Bright	33.500	92	53Eps Cyg	2.5000	4500.0	67	31378	No
65	GOM_NL__2PRFIN20080301_045547_000000392066_00262_31378_9758.N1	01-MAR-2008 04:55:47	Bright	38.500	168	17Zet Aql	2.9860	11000.	77	31378	No
66	GOM_NL__2PRFIN20080301_050536_000000442066_00262_31378_9759.N1	01-MAR-2008 05:05:36	Dark	43.500	155	41Pi Sgr	2.9000	6600.0	87	31378	No
67	GOM_NL__2PRFIN20080301_050726_000000462066_00262_31378_9760.N1	01-MAR-2008 05:07:26	Dark	45.500	57	34Sig Sgr	2.0660	26000.	91	31378	No
68	GOM_NL__2PRFIN20080301_051033_000000472066_00262_31378_9761.N1	01-MAR-2008 05:10:33	Dark	46.500	38	20Eps Sgr	1.8360	11000.	93	31378	No
69	GOM_NL__2PRFIN20080301_051423_000000472066_00262_31378_9762.N1	01-MAR-2008 05:14:23	Dark	47.000	40	The Sco	1.8590	7100.0	94	31378	No
70	GOM_NL__2PRFIN20080301_051707_000000392066_00263_31379_9741.N1	01-MAR-2008 05:17:07	Dark	39.000	141	Bet Ara	2.8400	4600.0	78	31379	No
71	GOM_NL__2PRFIN20080301_070142_000000382066_00264_31380_9741.N1	01-MAR-2008 07:01:42	Dark	37.500	134	Bet TrA	2.8100	6600.0	75	31380	No
72	GOM_NL__2PRFIN20080301_070258_000000382066_00264_31380_9742.N1	01-MAR-2008 07:02:58	Dark	37.500	145	Gam TrA	2.8720	10600.	75	31380	No
73	GOM_NL__2PRFIN20080301_070418_000000472066_00264_31380_9743.N1	01-MAR-2008 07:04:18	Dark	47.000	4	Alp1Cen	-0.010000	5800.0	94	31380	No
74	GOM_NL__2PRFIN20080301_070537_000000512066_00264_31380_9744.N1	01-MAR-2008 07:05:37	Dark	51.000	10	Bet Cen	0.61000	28000.	102	31380	No
75	GOM_NL__2PRFIN20080301_070810_000000462066_00264_31380_9745.N1	01-MAR-2008 07:08:10	Dark	46.000	12	Alp1Cru	0.77500	30000.	92	31380	No
76	GOM_NL__2PRFIN20080301_071038_000000442066_00264_31380_9746.N1	01-MAR-2008 07:10:38	Dark	43.500	64	Gam Cen	2.2000	10600.	87	31380	No
77	GOM_NL__2PRFIN20080301_071341_000000392066_00264_31380_9747.N1	01-MAR-2008 07:13:41	Straylight	39.000	113	Mu Vel	2.6920	5000.0	78	31380	No
78	GOM_NL__2PRFIN20080301_072614_000000442066_00264_31380_9748.N1	01-MAR-2008 07:26:14	Twl_and_stray	43.500	48	30Alp Hya	1.9770	4100.0	87	31380	No
79	GOM_NL__2PRFIN20080301_073222_000000432066_00264_31380_9749.N1	01-MAR-2008 07:32:22	Bright	42.500	22	32Alp Leo	1.3600	15200.	85	31380	No
80	GOM_NL__2PRFIN20080301_073459_000000432066_00264_31380_9750.N1	01-MAR-2008 07:34:59	Bright	42.500	51	41Gam1Leo	2.0100	4500.0	85	31380	No
81	GOM_NL__2PRFIN20080301_074638_000000402066_00264_31380_9751.N1	01-MAR-2008 07:46:38	Bright	39.500	82	48Bet UMa	2.3650	10600.	79	31380	No
82	GOM_NL__2PRFIN20080301_074758_000000402066_00264_31380_9752.N1	01-MAR-2008 07:47:58	Bright	40.000	36	50Alp UMa	1.8000	6300.0	80	31380	No
83	GOM_NL__2PRFIN20080301_075413_000000352066_00264_31380_9753.N1	01-MAR-2008 07:54:13	Bright	35.000	49	1Alp UMi	1.9900	6300.0	70	31380	No
84	GOM_NL__2PRFIN20080301_080144_000000362066_00264_31380_9754.N1	01-MAR-2008 08:01:44	Bright	36.000	89	5Alp Cep	2.4510	8000.0	72	31380	No
85	GOM_NL__2PRFIN20080301_080650_000000342066_00264_31380_9755.N1	01-MAR-2008 08:06:50	Bright	34.000	19	50Alp Cyg	1.2460	10500.	68	31380	No
86	GOM_NL__2PRFIN20080301_080823_000000362066_00264_31380_9756.N1	01-MAR-2008 08:08:23	Bright	35.500	66	37Gam Cyg	2.2080	5900.0	71	31380	No
87	GOM_NL__2PRFIN20080301_081700_000000392066_00264_31380_9757.N1	01-MAR-2008 08:17:00	Bright	38.500	168	17Zet Aql	2.9860	11000.	77	31380	No
88	GOM_NL__2PRFIN20080301_082649_000000412066_00264_31380_9758.N1	01-MAR-2008 08:26:49	Dark	41.000	155	41Pi Sgr	2.9000	6600.0	82	31380	No
89	GOM_NL__2PRFIN20080301_082838_000000442066_00264_31380_9759.N1	01-MAR-2008 08:28:38	Dark	44.000	57	34Sig Sgr	2.0660	26000.	88	31380	No
90	GOM_NL__2PRFIN20080301_083146_000000422066_00264_31380_9760.N1	01-MAR-2008 08:31:46	Dark	42.000	38	20Eps Sgr	1.8360	11000.	84	31380	No
91	GOM_NL__2PRFIN20080301_083438_000000442066_00264_31380_9761.N1	01-MAR-2008 08:34:38	Dark	44.000	25	35Lam Sco	1.6200	28000.	88	31380	No
92	GOM_NL__2PRFIN20080301_083820_000000432066_00265_31381_9741.N1	01-MAR-2008 08:38:20	Dark	42.500	141	Bet Ara	2.8400	4600.0	85	31381	No
93	GOM_NL__2PRFIN20080301_084218_000000392066_00265_31381_9742.N1	01-MAR-2008 08:42:18	Dark	38.500	134	Bet TrA	2.8100	6600.0	77	31381	No
94	GOM_NL__2PRFIN20080301_084335_000000362066_00265_31381_9743.N1	01-MAR-2008 08:43:35	Dark	36.000	145	Gam TrA	2.8720	10600.	72	31381	No
95	GOM_NL__2PRFIN20080301_084454_000000512066_00265_31381_9744.N1	01-MAR-2008 08:44:54	Dark	51.000	4	Alp1Cen	-0.010000	5800.0	102	31381	No
96	GOM_NL__2PRFIN20080301_084613_000000482066_00265_31381_9745.N1	01-MAR-2008 08:46:13	Dark	47.500	10	Bet Cen	0.61000	28000.	95	31381	No
97	GOM_NL__2PRFIN20080301_084846_000000442066_00265_31381_9746.N1	01-MAR-2008 08:48:46	Dark	44.000	12	Alp1Cru	0.77500	30000.	88	31381	No
98	GOM_NL__2PRFIN20080301_085115_000000432066_00265_31381_9747.N1	01-MAR-2008 08:51:15	Dark	43.000	64	Gam Cen	2.2000	10600.	86	31381	No
99	GOM_NL__2PRFIN20080301_085417_000000402066_00265_31381_9748.N1	01-MAR-2008 08:54:17	Straylight	40.000	113	Mu Vel	2.6920	5000.0	80	31381	No
100	GOM_NL__2PRFIN20080301_090650_000000422066_00265_31381_9749.N1	01-MAR-2008 09:06:50	Twl_and_stray	42.000	48	30Alp Hya	1.9770	4100.0	84	31381	No
101	GOM_NL__2PRFIN20080301_091258_000000422066_00265_31381_9750.N1	01-MAR-2008 09:12:58	Bright	41.500	22	32Alp Leo	1.3600	15200.	83	31381	No

102	GOM_NL__2PRFIN20080301_091534_000000442066_00265_31381_9751.N1	01-MAR-2008 09:15:34	Bright	43.500	51	41Gam1Leo	2.0100	4500.0	87	31381	No
103	GOM_NL__2PRFIN20080301_092713_000000412066_00265_31381_9752.N1	01-MAR-2008 09:27:13	Bright	41.000	82	48Bet UMa	2.3650	10600.	82	31381	No
104	GOM_NL__2PRFIN20080301_092834_000000412066_00265_31381_9753.N1	01-MAR-2008 09:28:34	Bright	41.000	36	50Alp UMa	1.8000	6300.0	82	31381	No
105	GOM_NL__2PRFIN20080301_093449_000000362066_00265_31381_9754.N1	01-MAR-2008 09:34:49	Bright	36.000	49	1Alp UMi	1.9900	6300.0	72	31381	No
106	GOM_NL__2PRFIN20080301_094220_000000362066_00265_31381_9755.N1	01-MAR-2008 09:42:20	Bright	35.500	89	5Alp Cep	2.4510	8000.0	71	31381	No
107	GOM_NL__2PRFIN20080301_094726_000000342066_00265_31381_9756.N1	01-MAR-2008 09:47:26	Bright	34.000	19	50Alp Cyg	1.2460	10500.	68	31381	No
108	GOM_NL__2PRFIN20080301_094859_000000342066_00265_31381_9757.N1	01-MAR-2008 09:48:59	Bright	34.000	66	37Gam Cyg	2.2080	5900.0	68	31381	No
109	GOM_NL__2PRFIN20080301_095736_000000412066_00265_31381_9758.N1	01-MAR-2008 09:57:36	Bright	41.000	168	17Zet Aql	2.9860	11000.	82	31381	No
110	GOM_NL__2PRFIN20080301_100725_000000432066_00265_31381_9759.N1	01-MAR-2008 10:07:25	Dark	43.000	155	41Pi Sgr	2.9000	6600.0	86	31381	No
111	GOM_NL__2PRFIN20080301_100915_000000442066_00265_31381_9760.N1	01-MAR-2008 10:09:15	Dark	43.500	57	34Sig Sgr	2.0660	26000.	87	31381	No
112	GOM_NL__2PRFIN20080301_101222_000000412066_00265_31381_9761.N1	01-MAR-2008 10:12:22	Dark	41.000	38	20Eps Sgr	1.8360	11000.	82	31381	No
113	GOM_NL__2PRFIN20080301_101515_000000492066_00265_31381_9762.N1	01-MAR-2008 10:15:15	Dark	48.500	25	35Lam Sco	1.6200	28000.	97	31381	No
114	GOM_NL__2PRFIN20080301_101856_000000412066_00266_31382_9741.N1	01-MAR-2008 10:18:56	Dark	41.000	141	Bet Ara	2.8400	4600.0	82	31382	No
115	GOM_NL__2PRFIN20080301_102255_000000382066_00266_31382_9742.N1	01-MAR-2008 10:22:55	Dark	38.000	134	Bet TrA	2.8100	6600.0	76	31382	No
116	GOM_NL__2PRFIN20080301_102411_000000362066_00266_31382_9743.N1	01-MAR-2008 10:24:11	Dark	35.500	145	Gam TrA	2.8720	10600.	71	31382	No
117	GOM_NL__2PRFIN20080301_102531_000000532066_00266_31382_9744.N1	01-MAR-2008 10:25:31	Dark	52.500	4	Alp1Cen	-0.010000	5800.0	105	31382	No
118	GOM_NL__2PRFIN20080301_102650_000000432066_00266_31382_9745.N1	01-MAR-2008 10:26:50	Dark	42.500	10	Bet Cen	0.61000	28000.	85	31382	No
119	GOM_NL__2PRFIN20080301_102923_000000492066_00266_31382_9746.N1	01-MAR-2008 10:29:23	Dark	48.500	12	Alp1Cru	0.77500	30000.	97	31382	No
120	GOM_NL__2PRFIN20080301_103151_000000422066_00266_31382_9747.N1	01-MAR-2008 10:31:51	Dark	42.000	64	Gam Cen	2.2000	10600.	84	31382	No
121	GOM_NL__2PRFIN20080301_103454_000000412066_00266_31382_9748.N1	01-MAR-2008 10:34:54	Straylight	40.500	113	Mu Vel	2.6920	5000.0	81	31382	No
122	GOM_NL__2PRFIN20080301_104726_000000432066_00266_31382_9749.N1	01-MAR-2008 10:47:26	Tw_i_and_stray	43.000	48	30Alp Hya	1.9770	4100.0	86	31382	No
123	GOM_NL__2PRFIN20080301_105334_000000432066_00266_31382_9750.N1	01-MAR-2008 10:53:34	Bright	42.500	22	32Alp Leo	1.3600	15200.	85	31382	No
124	GOM_NL__2PRFIN20080301_105610_000000422066_00266_31382_9751.N1	01-MAR-2008 10:56:10	Bright	42.000	51	41Gam1Leo	2.0100	4500.0	84	31382	No
125	GOM_NL__2PRFIN20080301_110749_000000412066_00266_31382_9752.N1	01-MAR-2008 11:07:49	Bright	41.000	82	48Bet UMa	2.3650	10600.	82	31382	No
126	GOM_NL__2PRFIN20080301_110909_000000392066_00266_31382_9753.N1	01-MAR-2008 11:09:09	Bright	38.500	36	50Alp UMa	1.8000	6300.0	77	31382	No
127	GOM_NL__2PRFIN20080301_111525_000000362066_00266_31382_9754.N1	01-MAR-2008 11:15:25	Bright	35.500	49	1Alp UMi	1.9900	6300.0	71	31382	No
128	GOM_NL__2PRFIN20080301_112256_000000342066_00266_31382_9755.N1	01-MAR-2008 11:22:56	Bright	33.500	89	5Alp Cep	2.4510	8000.0	67	31382	No
129	GOM_NL__2PRFIN20080301_112801_000000342066_00266_31382_9756.N1	01-MAR-2008 11:28:01	Bright	34.000	19	50Alp Cyg	1.2460	10500.	68	31382	No
130	GOM_NL__2PRFIN20080301_112935_000000372066_00266_31382_9757.N1	01-MAR-2008 11:29:35	Bright	36.500	66	37Gam Cyg	2.2080	5900.0	73	31382	No
131	GOM_NL__2PRFIN20080301_113825_000000532066_00266_31382_9758.N1	01-MAR-2008 11:38:25	Bright	53.000	118	50Gam Aql	2.7180	4600.0	106	31382	No
132	GOM_NL__2PRFIN20080301_114802_000000412066_00266_31382_9759.N1	01-MAR-2008 11:48:02	Dark	41.000	155	41Pi Sgr	2.9000	6600.0	82	31382	No
133	GOM_NL__2PRFIN20080301_114951_000000422066_00266_31382_9760.N1	01-MAR-2008 11:49:51	Dark	41.500	57	34Sig Sgr	2.0660	26000.	83	31382	No
134	GOM_NL__2PRFIN20080301_115259_000000412066_00266_31382_9761.N1	01-MAR-2008 11:52:59	Dark	40.500	38	20Eps Sgr	1.8360	11000.	81	31382	No
135	GOM_NL__2PRFIN20080301_115552_000000452066_00266_31382_9762.N1	01-MAR-2008 11:55:52	Dark	44.500	25	35Lam Sco	1.6200	28000.	89	31382	No
136	GOM_NL__2PRFIN20080301_115933_000000402066_00267_31383_9741.N1	01-MAR-2008 11:59:33	Dark	39.500	141	Bet Ara	2.8400	4600.0	79	31383	No
137	GOM_NL__2PRFIN20080301_120331_000000392066_00267_31383_9742.N1	01-MAR-2008 12:03:31	Dark	39.000	134	Bet TrA	2.8100	6600.0	78	31383	No
138	GOM_NL__2PRFIN20080301_120447_000000372066_00267_31383_9743.N1	01-MAR-2008 12:04:47	Dark	37.000	145	Gam TrA	2.8720	10600.	74	31383	No
139	GOM_NL__2PRFIN20080301_120607_000000432066_00267_31383_9744.N1	01-MAR-2008 12:06:07	Dark	43.000	4	Alp1Cen	-0.010000	5800.0	86	31383	No
140	GOM_NL__2PRFIN20080301_120726_000000512066_00267_31383_9745.N1	01-MAR-2008 12:07:26	Dark	50.500	10	Bet Cen	0.61000	28000.	101	31383	No
141	GOM_NL__2PRFIN20080301_120959_000000492066_00267_31383_9746.N1	01-MAR-2008 12:09:59	Dark	48.500	12	Alp1Cru	0.77500	30000.	97	31383	No
142	GOM_NL__2PRFIN20080301_121227_000000432066_00267_31383_9747.N1	01-MAR-2008 12:12:27	Dark	43.000	64	Gam Cen	2.2000	10600.	86	31383	No
143	GOM_NL__2PRFIN20080301_121530_000000392066_00267_31383_9748.N1	01-MAR-2008 12:15:30	Straylight	39.000	113	Mu Vel	2.6920	5000.0	78	31383	No
144	GOM_NL__2PRFIN20080301_122802_000000462066_00267_31383_9749.N1	01-MAR-2008 12:28:02	Tw_i_and_stray	46.000	48	30Alp Hya	1.9770	4100.0	92	31383	No
145	GOM_NL__2PRFIN20080301_123409_000000422066_00267_31383_9750.N1	01-MAR-2008 12:34:09	Bright	42.000	22	32Alp Leo	1.3600	15200.	84	31383	No
146	GOM_NL__2PRFIN20080301_123645_000000432066_00267_31383_9751.N1	01-MAR-2008 12:36:45	Bright	42.500	51	41Gam1Leo	2.0100	4500.0	85	31383	No
147	GOM_NL__2PRFIN20080301_124824_000000412066_00267_31383_9752.N1	01-MAR-2008 12:48:24	Bright	40.500	82	48Bet UMa	2.3650	10600.	81	31383	No
148	GOM_NL__2PRFIN20080301_124945_000000432066_00267_31383_9753.N1	01-MAR-2008 12:49:45	Bright	42.500	36	50Alp UMa	1.8000	6300.0	85	31383	No
149	GOM_NL__2PRFIN20080301_125601_000000342066_00267_31383_9754.N1	01-MAR-2008 12:56:01	Bright	33.500	49	1Alp UMi	1.9900	6300.0	67	31383	No
150	GOM_NL__2PRFIN20080301_130332_000000352066_00267_31383_9755.N1	01-MAR-2008 13:03:32	Bright	35.000	89	5Alp Cep	2.4510	8000.0	70	31383	No
151	GOM_NL__2PRFIN20080301_130838_000000342066_00267_31383_9756.N1	01-MAR-2008 13:08:38	Bright	33.500	19	50Alp Cyg	1.2460	10500.	67	31383	No
152	GOM_NL__2PRFIN20080301_131011_000000362066_00267_31383_9757.N1	01-MAR-2008 13:10:11	Bright	36.000	66	37Gam Cyg	2.2080	5900.0	72	31383	No
153	GOM_NL__2PRFIN20080301_131901_000000372066_00267_31383_9758.N1	01-MAR-2008 13:19:01	Bright	37.000	118	50Gam Aql	2.7180	4600.0	74	31383	No
154	GOM_NL__2PRFIN20080301_132838_000000442066_00267_31383_9759.N1	01-MAR-2008 13:28:38	Dark	43.500	155	41Pi Sgr	2.9000	6600.0	87	31383	No
155	GOM_NL__2PRFIN20080301_133028_000000422066_00267_31383_9760.N1	01-MAR-2008 13:30:28	Dark	41.500	57	34Sig Sgr	2.0660	26000.	83	31383	No
156	GOM_NL__2PRFIN20080301_133335_000000462066_00267_31383_9761.N1	01-MAR-2008 13:33:35	Dark	45.500	38	20Eps Sgr	1.8360	11000.	91	31383	No
157	GOM_NL__2PRFIN20080301_133629_000000442066_00267_31383_9762.N1	01-MAR-2008 13:36:29	Dark	43.500	25	35Lam Sco	1.6200	28000.	87	31383	No
158	GOM_NL__2PRFIN20080301_134009_000000402066_00268_31384_9741.N1	01-MAR-2008 13:40:09	Dark	40.000	141	Bet Ara	2.8400	4600.0	80	31384	No
159	GOM_NL__2PRFIN20080301_134408_000000392066_00268_31384_9742.N1	01-MAR-2008 13:44:08	Dark	38.500	134	Bet TrA	2.8100	6600.0	77	31384	No
160	GOM_NL__2PRFIN20080301_134524_000000382066_00268_31384_9743.N1	01-MAR-2008 13:45:24	Dark	38.000	145	Gam TrA	2.8720	10600.	76	31384	No



161	GOM_NL__2PRFIN20080301_134644_000000552066_00268_31384_9744.N1	01-MAR-2008 13:46:44	Dark	55.000	4	Alp1Cen	-0.010000	5800.0	110	31384	No
162	GOM_NL__2PRFIN20080301_134803_000000422066_00268_31384_9745.N1	01-MAR-2008 13:48:03	Dark	42.000	10	Bet Cen	0.61000	28000.	84	31384	No
163	GOM_NL__2PRFIN20080301_135035_000000392066_00268_31384_9746.N1	01-MAR-2008 13:50:35	Dark	38.500	12	Alp1Cru	0.77500	30000.	77	31384	No
164	GOM_NL__2PRFIN20080301_135304_000000442066_00268_31384_9747.N1	01-MAR-2008 13:53:04	Dark	44.000	64	Gam Cen	2.2000	10600.	88	31384	No
165	GOM_NL__2PRFIN20080301_135606_000000382066_00268_31384_9748.N1	01-MAR-2008 13:56:06	Straylight	38.000	113	Mu Vel	2.6920	5000.0	76	31384	No
166	GOM_NL__2PRFIN20080301_140838_000000462066_00268_31384_9749.N1	01-MAR-2008 14:08:38	Twl_and_stray	45.500	48	30Alp Hya	1.9770	4100.0	91	31384	No
167	GOM_NL__2PRFIN20080301_141445_000000412066_00268_31384_9750.N1	01-MAR-2008 14:14:45	Bright	41.000	22	32Alp Leo	1.3600	15200.	82	31384	No
168	GOM_NL__2PRFIN20080301_141721_000000432066_00268_31384_9751.N1	01-MAR-2008 14:17:21	Bright	43.000	51	41Gam1Leo	2.0100	4500.0	86	31384	No
169	GOM_NL__2PRFIN20080301_142900_000000412066_00268_31384_9752.N1	01-MAR-2008 14:29:00	Bright	40.500	82	48Bet UMa	2.3650	10600.	81	31384	No
170	GOM_NL__2PRFIN20080301_143020_000000412066_00268_31384_9753.N1	01-MAR-2008 14:30:20	Bright	41.000	36	50Alp UMa	1.8000	6300.0	82	31384	No
171	GOM_NL__2PRFIN20080301_143637_000000342066_00268_31384_9754.N1	01-MAR-2008 14:36:37	Bright	34.000	49	1Alp UMi	1.9900	6300.0	68	31384	No
172	GOM_NL__2PRFIN20080301_144408_000000352066_00268_31384_9755.N1	01-MAR-2008 14:44:08	Bright	35.000	89	5Alp Cep	2.4510	8000.0	70	31384	No
173	GOM_NL__2PRFIN20080301_144914_000000362066_00268_31384_9756.N1	01-MAR-2008 14:49:14	Bright	36.000	19	50Alp Cyg	1.2460	10500.	72	31384	No
174	GOM_NL__2PRFIN20080301_145048_000000342066_00268_31384_9757.N1	01-MAR-2008 14:50:48	Bright	34.000	66	37Gam Cyg	2.2080	5900.0	68	31384	No
175	GOM_NL__2PRFIN20080301_145925_000000402066_00268_31384_9758.N1	01-MAR-2008 14:59:25	Bright	40.000	168	17Zet Aql	2.9860	11000.	80	31384	No
176	GOM_NL__2PRFIN20080301_150914_000000402066_00268_31384_9759.N1	01-MAR-2008 15:09:14	Dark	39.500	155	41Pi Sgr	2.9000	6600.0	79	31384	No
177	GOM_NL__2PRFIN20080301_151104_000000392066_00268_31384_9760.N1	01-MAR-2008 15:11:04	Dark	39.000	57	34Sig Sgr	2.0660	26000.	78	31384	No
178	GOM_NL__2PRFIN20080301_151412_000000412066_00268_31384_9761.N1	01-MAR-2008 15:14:12	Dark	41.000	38	20Eps Sgr	1.8360	11000.	82	31384	No
179	GOM_NL__2PRFIN20080301_151705_000000452066_00268_31384_9762.N1	01-MAR-2008 15:17:05	Dark	45.000	25	35Lam Sco	1.6200	28000.	90	31384	No
180	GOM_NL__2PRFIN20080301_152046_000000422066_00269_31385_9741.N1	01-MAR-2008 15:20:46	Dark	41.500	141	Bet Ara	2.8400	4600.0	83	31385	No
181	GOM_NL__2PRFIN20080301_152444_000000392066_00269_31385_9742.N1	01-MAR-2008 15:24:44	Dark	38.500	134	Bet TrA	2.8100	6600.0	77	31385	No
182	GOM_NL__2PRFIN20080301_152600_000000362066_00269_31385_9743.N1	01-MAR-2008 15:26:00	Dark	35.500	145	Gam TrA	2.8720	10600.	71	31385	No
183	GOM_NL__2PRFIN20080301_152720_000000442066_00269_31385_9744.N1	01-MAR-2008 15:27:20	Dark	44.000	4	Alp1Cen	-0.010000	5800.0	88	31385	No
184	GOM_NL__2PRFIN20080301_152839_000000442066_00269_31385_9745.N1	01-MAR-2008 15:28:39	Dark	44.000	10	Bet Cen	0.61000	28000.	88	31385	No
185	GOM_NL__2PRFIN20080301_153112_000000502066_00269_31385_9746.N1	01-MAR-2008 15:31:12	Dark	49.500	12	Alp1Cru	0.77500	30000.	99	31385	No
186	GOM_NL__2PRFIN20080301_153341_000000502066_00269_31385_9747.N1	01-MAR-2008 15:33:41	Dark	49.500	64	Gam Cen	2.2000	10600.	99	31385	No
187	GOM_NL__2PRFIN20080301_153642_000000442066_00269_31385_9748.N1	01-MAR-2008 15:36:42	Straylight	43.500	113	Mu Vel	2.6920	5000.0	87	31385	No
188	GOM_NL__2PRFIN20080301_154914_000000472066_00269_31385_9749.N1	01-MAR-2008 15:49:14	Twl_and_stray	46.500	48	30Alp Hya	1.9770	4100.0	93	31385	No
189	GOM_NL__2PRFIN20080301_155521_000000412066_00269_31385_9750.N1	01-MAR-2008 15:55:21	Bright	41.000	22	32Alp Leo	1.3600	15200.	82	31385	No
190	GOM_NL__2PRFIN20080301_155757_000000422066_00269_31385_9751.N1	01-MAR-2008 15:57:57	Bright	42.000	51	41Gam1Leo	2.0100	4500.0	84	31385	No
191	GOM_NL__2PRFIN20080301_160935_000000412066_00269_31385_9752.N1	01-MAR-2008 16:09:35	Bright	40.500	82	48Bet UMa	2.3650	10600.	81	31385	No
192	GOM_NL__2PRFIN20080301_161056_000000422066_00269_31385_9753.N1	01-MAR-2008 16:10:56	Bright	42.000	36	50Alp UMa	1.8000	6300.0	84	31385	No
193	GOM_NL__2PRFIN20080301_161713_000000332066_00269_31385_9754.N1	01-MAR-2008 16:17:13	Bright	32.500	49	1Alp UMi	1.9900	6300.0	65	31385	No
194	GOM_NL__2PRFIN20080301_162444_000000372066_00269_31385_9755.N1	01-MAR-2008 16:24:44	Bright	36.500	89	5Alp Cep	2.4510	8000.0	73	31385	No
195	GOM_NL__2PRFIN20080301_162950_000000372066_00269_31385_9756.N1	01-MAR-2008 16:29:50	Bright	36.500	19	50Alp Cyg	1.2460	10500.	73	31385	No
196	GOM_NL__2PRFIN20080301_163124_000000352066_00269_31385_9757.N1	01-MAR-2008 16:31:24	Bright	35.000	66	37Gam Cyg	2.2080	5900.0	70	31385	No
197	GOM_NL__2PRFIN20080301_164001_000000412066_00269_31385_9758.N1	01-MAR-2008 16:40:01	Bright	40.500	168	17Zet Aql	2.9860	11000.	81	31385	No
198	GOM_NL__2PRFIN20080301_164951_000000442066_00269_31385_9759.N1	01-MAR-2008 16:49:51	Dark	43.500	155	41Pi Sgr	2.9000	6600.0	87	31385	No
199	GOM_NL__2PRFIN20080301_165141_000000402066_00269_31385_9760.N1	01-MAR-2008 16:51:41	Dark	40.000	57	34Sig Sgr	2.0660	26000.	80	31385	No
200	GOM_NL__2PRFIN20080301_165449_000000402066_00269_31385_9761.N1	01-MAR-2008 16:54:49	Dark	39.500	38	20Eps Sgr	1.8360	11000.	79	31385	No
201	GOM_NL__2PRFIN20080301_165742_000000442066_00269_31385_9762.N1	01-MAR-2008 16:57:42	Dark	43.500	25	35Lam Sco	1.6200	28000.	87	31385	No
202	GOM_NL__2PRFIN20080301_170122_000000512066_00270_31386_9741.N1	01-MAR-2008 17:01:22	Dark	50.500	141	Bet Ara	2.8400	4600.0	101	31386	No
203	GOM_NL__2PRFIN20080301_170521_000000382066_00270_31386_9742.N1	01-MAR-2008 17:05:21	Dark	38.000	134	Bet TrA	2.8100	6600.0	76	31386	No
204	GOM_NL__2PRFIN20080301_170637_000000362066_00270_31386_9743.N1	01-MAR-2008 17:06:37	Dark	36.000	145	Gam TrA	2.8720	10600.	72	31386	No
205	GOM_NL__2PRFIN20080301_170757_000000442066_00270_31386_9744.N1	01-MAR-2008 17:07:57	Dark	43.500	4	Alp1Cen	-0.010000	5800.0	87	31386	No
206	GOM_NL__2PRFIN20080301_170916_000000432066_00270_31386_9745.N1	01-MAR-2008 17:09:16	Dark	43.000	10	Bet Cen	0.61000	28000.	86	31386	No
207	GOM_NL__2PRFIN20080301_171148_000000392066_00270_31386_9746.N1	01-MAR-2008 17:11:48	Dark	38.500	12	Alp1Cru	0.77500	30000.	77	31386	No
208	GOM_NL__2PRFIN20080301_171417_000000432066_00270_31386_9747.N1	01-MAR-2008 17:14:17	Dark	42.500	64	Gam Cen	2.2000	10600.	85	31386	No
209	GOM_NL__2PRFIN20080301_171719_000000432066_00270_31386_9748.N1	01-MAR-2008 17:17:19	Straylight	43.000	113	Mu Vel	2.6920	5000.0	86	31386	No
210	GOM_NL__2PRFIN20080301_172950_000000442066_00270_31386_9749.N1	01-MAR-2008 17:29:50	Twl_and_stray	43.500	48	30Alp Hya	1.9770	4100.0	87	31386	No
211	GOM_NL__2PRFIN20080301_173557_000000422066_00270_31386_9750.N1	01-MAR-2008 17:35:57	Bright	42.000	22	32Alp Leo	1.3600	15200.	84	31386	No
212	GOM_NL__2PRFIN20080301_173832_000000442066_00270_31386_9751.N1	01-MAR-2008 17:38:32	Bright	43.500	51	41Gam1Leo	2.0100	4500.0	87	31386	No
213	GOM_NL__2PRFIN20080301_175011_000000392066_00270_31386_9752.N1	01-MAR-2008 17:50:11	Bright	38.500	82	48Bet UMa	2.3650	10600.	77	31386	No
214	GOM_NL__2PRFIN20080301_175132_000000412066_00270_31386_9753.N1	01-MAR-2008 17:51:32	Bright	41.000	36	50Alp UMa	1.8000	6300.0	82	31386	No
215	GOM_NL__2PRFIN20080301_175749_000000362066_00270_31386_9754.N1	01-MAR-2008 17:57:49	Bright	36.000	49	1Alp UMi	1.9900	6300.0	72	31386	No
216	GOM_NL__2PRFIN20080301_180520_000000362066_00270_31386_9755.N1	01-MAR-2008 18:05:20	Bright	36.000	89	5Alp Cep	2.4510	8000.0	72	31386	No
217	GOM_NL__2PRFIN20080301_181026_000000332066_00270_31386_9756.N1	01-MAR-2008 18:10:26	Bright	33.000	19	50Alp Cyg	1.2460	10500.	66	31386	No
218	GOM_NL__2PRFIN20080301_181200_000000362066_00270_31386_9757.N1	01-MAR-2008 18:12:00	Bright	35.500	66	37Gam Cyg	2.2080	5900.0	71	31386	No
219	GOM_NL__2PRFIN20080301_182038_000000582066_00270_31386_9758.N1	01-MAR-2008 18:20:38	Bright	58.000	168	17Zet Aql	2.9860	11000.	116	31386	No

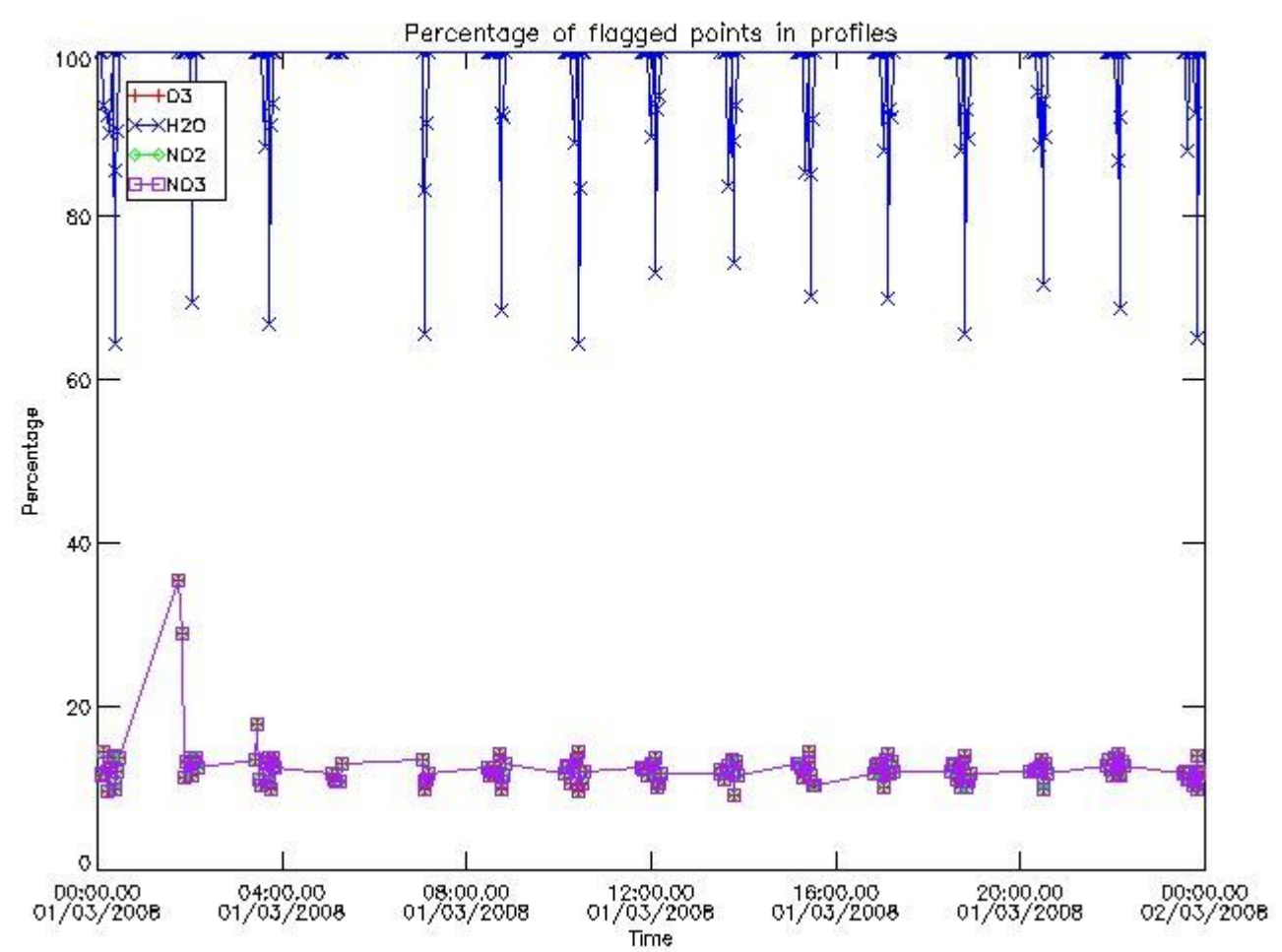
220	GOM_NL__2PRFIN20080301_183027_000000422066_00270_31386_9759.N1	01-MAR-2008 18:30:27	Dark	42.000	155	41Pi Sgr	2.9000	6600.0	84	31386	No
221	GOM_NL__2PRFIN20080301_183217_000000432066_00270_31386_9760.N1	01-MAR-2008 18:32:17	Dark	43.000	57	34Sig Sgr	2.0660	26000.	86	31386	No
222	GOM_NL__2PRFIN20080301_183525_000000402066_00270_31386_9761.N1	01-MAR-2008 18:35:25	Dark	40.000	38	20Eps Sgr	1.8360	11000.	80	31386	No
223	GOM_NL__2PRFIN20080301_183819_000000462066_00270_31386_9762.N1	01-MAR-2008 18:38:19	Dark	45.500	25	35Lam Sco	1.6200	28000.	91	31386	No
224	GOM_NL__2PRFIN20080301_184159_000000502066_00271_31387_9741.N1	01-MAR-2008 18:41:59	Dark	50.000	141	Bet Ara	2.8400	4600.0	100	31387	No
225	GOM_NL__2PRFIN20080301_184557_000000392066_00271_31387_9742.N1	01-MAR-2008 18:45:57	Dark	39.000	134	Bet TrA	2.8100	6600.0	78	31387	No
226	GOM_NL__2PRFIN20080301_184713_000000372066_00271_31387_9743.N1	01-MAR-2008 18:47:13	Dark	36.500	145	Gam TrA	2.8720	10600.	73	31387	No
227	GOM_NL__2PRFIN20080301_184833_000000472066_00271_31387_9744.N1	01-MAR-2008 18:48:33	Dark	47.000	4	Alp1Cen	-0.010000	5800.0	94	31387	No
228	GOM_NL__2PRFIN20080301_184952_000000502066_00271_31387_9745.N1	01-MAR-2008 18:49:52	Dark	50.000	10	Bet Cen	0.61000	28000.	100	31387	No
229	GOM_NL__2PRFIN20080301_185225_000000482066_00271_31387_9746.N1	01-MAR-2008 18:52:25	Dark	47.500	12	Alp1Cru	0.77500	30000.	95	31387	No
230	GOM_NL__2PRFIN20080301_185454_000000432066_00271_31387_9747.N1	01-MAR-2008 18:54:54	Dark	43.000	64	Gam Cen	2.2000	10600.	86	31387	No
231	GOM_NL__2PRFIN20080301_185755_000000432066_00271_31387_9748.N1	01-MAR-2008 18:57:55	Straylight	42.500	113	Mu Vel	2.6920	5000.0	85	31387	No
232	GOM_NL__2PRFIN20080301_191026_000000452066_00271_31387_9749.N1	01-MAR-2008 19:10:26	Tw_i_and_stray	45.000	48	30Alp Hya	1.9770	4100.0	90	31387	No
233	GOM_NL__2PRFIN20080301_191633_000000412066_00271_31387_9750.N1	01-MAR-2008 19:16:33	Bright	40.500	22	32Alp Leo	1.3600	15200.	81	31387	No
234	GOM_NL__2PRFIN20080301_191908_000000432066_00271_31387_9751.N1	01-MAR-2008 19:19:08	Bright	43.000	51	41Gam1Leo	2.0100	4500.0	86	31387	No
235	GOM_NL__2PRFIN20080301_193046_000000422066_00271_31387_9752.N1	01-MAR-2008 19:30:46	Bright	41.500	82	48Bet UMa	2.3650	10600.	83	31387	No
236	GOM_NL__2PRFIN20080301_193207_000000422066_00271_31387_9753.N1	01-MAR-2008 19:32:07	Bright	41.500	36	50Alp UMa	1.8000	6300.0	83	31387	No
237	GOM_NL__2PRFIN20080301_193825_000000362066_00271_31387_9754.N1	01-MAR-2008 19:38:25	Bright	35.500	49	1Alp UMi	1.9900	6300.0	71	31387	No
238	GOM_NL__2PRFIN20080301_194556_000000332066_00271_31387_9755.N1	01-MAR-2008 19:45:56	Bright	33.000	89	5Alp Cep	2.4510	8000.0	66	31387	No
239	GOM_NL__2PRFIN20080301_195102_000000352066_00271_31387_9756.N1	01-MAR-2008 19:51:02	Bright	34.500	19	50Alp Cyg	1.2460	10500.	69	31387	No
240	GOM_NL__2PRFIN20080301_195236_000000332066_00271_31387_9757.N1	01-MAR-2008 19:52:36	Bright	33.000	66	37Gam Cyg	2.2080	5900.0	66	31387	No
241	GOM_NL__2PRFIN20080301_200114_000000382066_00271_31387_9758.N1	01-MAR-2008 20:01:14	Bright	38.000	168	17Zet Aql	2.9860	11000.	76	31387	No
242	GOM_NL__2PRFIN20080301_201104_000000422066_00271_31387_9759.N1	01-MAR-2008 20:11:04	Dark	42.000	155	41Pi Sgr	2.9000	6600.0	84	31387	No
243	GOM_NL__2PRFIN20080301_201254_000000432066_00271_31387_9760.N1	01-MAR-2008 20:12:54	Dark	42.500	57	34Sig Sgr	2.0660	26000.	85	31387	No
244	GOM_NL__2PRFIN20080301_201602_000000432066_00271_31387_9761.N1	01-MAR-2008 20:16:02	Dark	42.500	38	20Eps Sgr	1.8360	11000.	85	31387	No
245	GOM_NL__2PRFIN20080301_201856_000000462066_00271_31387_9762.N1	01-MAR-2008 20:18:56	Dark	45.500	25	35Lam Sco	1.6200	28000.	91	31387	No
246	GOM_NL__2PRFIN20080301_202235_000000422066_00272_31388_9741.N1	01-MAR-2008 20:22:35	Dark	41.500	141	Bet Ara	2.8400	4600.0	83	31388	No
247	GOM_NL__2PRFIN20080301_202539_000000412066_00272_31388_9742.N1	01-MAR-2008 20:25:39	Dark	40.500	43	Alp TrA	1.9100	4250.0	81	31388	No
248	GOM_NL__2PRFIN20080301_202749_000000382066_00272_31388_9743.N1	01-MAR-2008 20:27:49	Dark	37.500	145	Gam TrA	2.8720	10600.	75	31388	No
249	GOM_NL__2PRFIN20080301_202910_000000482066_00272_31388_9744.N1	01-MAR-2008 20:29:10	Dark	48.000	4	Alp1Cen	-0.010000	5800.0	96	31388	No
250	GOM_NL__2PRFIN20080301_203029_000000512066_00272_31388_9745.N1	01-MAR-2008 20:30:29	Dark	51.000	10	Bet Cen	0.61000	28000.	102	31388	No
251	GOM_NL__2PRFIN20080301_203301_000000392066_00272_31388_9746.N1	01-MAR-2008 20:33:01	Dark	39.000	12	Alp1Cru	0.77500	30000.	78	31388	No
252	GOM_NL__2PRFIN20080301_203530_000000442066_00272_31388_9747.N1	01-MAR-2008 20:35:30	Dark	43.500	64	Gam Cen	2.2000	10600.	87	31388	No
253	GOM_NL__2PRFIN20080301_203831_000000412066_00272_31388_9748.N1	01-MAR-2008 20:38:31	Straylight	40.500	113	Mu Vel	2.6920	5000.0	81	31388	No
254	GOM_NL__2PRFIN20080301_205102_000000472066_00272_31388_9749.N1	01-MAR-2008 20:51:02	Tw_i_and_stray	46.500	48	30Alp Hya	1.9770	4100.0	93	31388	No
255	GOM_NL__2PRFIN20080301_205709_000000402066_00272_31388_9750.N1	01-MAR-2008 20:57:09	Bright	40.000	22	32Alp Leo	1.3600	15200.	80	31388	No
256	GOM_NL__2PRFIN20080301_205944_000000432066_00272_31388_9751.N1	01-MAR-2008 20:59:44	Bright	42.500	51	41Gam1Leo	2.0100	4500.0	85	31388	No
257	GOM_NL__2PRFIN20080301_211122_000000412066_00272_31388_9752.N1	01-MAR-2008 21:11:22	Bright	40.500	82	48Bet UMa	2.3650	10600.	81	31388	No
258	GOM_NL__2PRFIN20080301_211243_000000412066_00272_31388_9753.N1	01-MAR-2008 21:12:43	Bright	41.000	36	50Alp UMa	1.8000	6300.0	82	31388	No
259	GOM_NL__2PRFIN20080301_211901_000000382066_00272_31388_9754.N1	01-MAR-2008 21:19:01	Bright	37.500	49	1Alp UMi	1.9900	6300.0	75	31388	No
260	GOM_NL__2PRFIN20080301_212633_000000362066_00272_31388_9755.N1	01-MAR-2008 21:26:33	Bright	35.500	89	5Alp Cep	2.4510	8000.0	71	31388	No
261	GOM_NL__2PRFIN20080301_213138_000000372066_00272_31388_9756.N1	01-MAR-2008 21:31:38	Bright	36.500	19	50Alp Cyg	1.2460	10500.	73	31388	No
262	GOM_NL__2PRFIN20080301_213312_000000342066_00272_31388_9757.N1	01-MAR-2008 21:33:12	Bright	34.000	66	37Gam Cyg	2.2080	5900.0	68	31388	No
263	GOM_NL__2PRFIN20080301_214150_000000382066_00272_31388_9758.N1	01-MAR-2008 21:41:50	Bright	37.500	168	17Zet Aql	2.9860	11000.	75	31388	No
264	GOM_NL__2PRFIN20080301_215140_000000402066_00272_31388_9759.N1	01-MAR-2008 21:51:40	Dark	40.000	155	41Pi Sgr	2.9000	6600.0	80	31388	No
265	GOM_NL__2PRFIN20080301_215330_000000422066_00272_31388_9760.N1	01-MAR-2008 21:53:30	Dark	41.500	57	34Sig Sgr	2.0660	26000.	83	31388	No
266	GOM_NL__2PRFIN20080301_215638_000000422066_00272_31388_9761.N1	01-MAR-2008 21:56:38	Dark	41.500	38	20Eps Sgr	1.8360	11000.	83	31388	No
267	GOM_NL__2PRFIN20080301_215933_000000452066_00272_31388_9762.N1	01-MAR-2008 21:59:33	Dark	44.500	25	35Lam Sco	1.6200	28000.	89	31388	No
268	GOM_NL__2PRFIN20080301_220312_000000412066_00273_31389_9741.N1	01-MAR-2008 22:03:12	Dark	40.500	141	Bet Ara	2.8400	4600.0	81	31389	No
269	GOM_NL__2PRFIN20080301_220615_000000392066_00273_31389_9742.N1	01-MAR-2008 22:06:15	Dark	38.500	43	Alp TrA	1.9100	4250.0	77	31389	No
270	GOM_NL__2PRFIN20080301_220826_000000362066_00273_31389_9743.N1	01-MAR-2008 22:08:26	Dark	36.000	145	Gam TrA	2.8720	10600.	72	31389	No
271	GOM_NL__2PRFIN20080301_220946_000000442066_00273_31389_9744.N1	01-MAR-2008 22:09:46	Dark	43.500	4	Alp1Cen	-0.010000	5800.0	87	31389	No
272	GOM_NL__2PRFIN20080301_221105_000000442066_00273_31389_9745.N1	01-MAR-2008 22:11:05	Dark	44.000	10	Bet Cen	0.61000	28000.	88	31389	No
273	GOM_NL__2PRFIN20080301_221337_000000392066_00273_31389_9746.N1	01-MAR-2008 22:13:37	Dark	38.500	12	Alp1Cru	0.77500	30000.	77	31389	No
274	GOM_NL__2PRFIN20080301_221607_000000442066_00273_31389_9747.N1	01-MAR-2008 22:16:07	Dark	43.500	64	Gam Cen	2.2000	10600.	87	31389	No
275	GOM_NL__2PRFIN20080301_221907_000000432066_00273_31389_9748.N1	01-MAR-2008 22:19:07	Straylight	42.500	113	Mu Vel	2.6920	5000.0	85	31389	No
276	GOM_NL__2PRFIN20080301_223138_000000432066_00273_31389_9749.N1	01-MAR-2008 22:31:38	Tw_i_and_stray	42.500	48	30Alp Hya	1.9770	4100.0	85	31389	No
277	GOM_NL__2PRFIN20080301_223744_000000422066_00273_31389_9750.N1	01-MAR-2008 22:37:44	Bright	42.000	22	32Alp Leo	1.3600	15200.	84	31389	No
278	GOM_NL__2PRFIN20080301_224020_000000422066_00273_31389_9751.N1	01-MAR-2008 22:40:20	Bright	42.000	51	41Gam1Leo	2.0100	4500.0	84	31389	No

279	GOM_NL__2PRFIN20080301_225157_000000392066_00273_31389_9752.N1	01-MAR-2008 22:51:57	Bright	39.000	82	48Bet UMa	2.3650	10600.	78	31389	No
280	GOM_NL__2PRFIN20080301_225318_000000422066_00273_31389_9753.N1	01-MAR-2008 22:53:18	Bright	41.500	36	50Alp UMa	1.8000	6300.0	83	31389	No
281	GOM_NL__2PRFIN20080301_225937_000000362066_00273_31389_9754.N1	01-MAR-2008 22:59:37	Bright	36.000	49	1Alp UMi	1.9900	6300.0	72	31389	No
282	GOM_NL__2PRFIN20080301_230708_000000362066_00273_31389_9755.N1	01-MAR-2008 23:07:08	Bright	35.500	89	5Alp Cep	2.4510	8000.0	71	31389	No
283	GOM_NL__2PRFIN20080301_231214_000000352066_00273_31389_9756.N1	01-MAR-2008 23:12:14	Bright	34.500	19	50Alp Cyg	1.2460	10500.	69	31389	No
284	GOM_NL__2PRFIN20080301_231348_000000342066_00273_31389_9757.N1	01-MAR-2008 23:13:48	Bright	33.500	66	37Gam Cyg	2.2080	5900.0	67	31389	No
285	GOM_NL__2PRFIN20080301_232226_000000402066_00273_31389_9758.N1	01-MAR-2008 23:22:26	Bright	40.000	168	17Zet Aql	2.9860	11000.	80	31389	No
286	GOM_NL__2PRFIN20080301_233217_000000442066_00273_31389_9759.N1	01-MAR-2008 23:32:17	Dark	43.500	155	41Pi Sgr	2.9000	6600.0	87	31389	No
287	GOM_NL__2PRFIN20080301_233407_000000432066_00273_31389_9760.N1	01-MAR-2008 23:34:07	Dark	42.500	57	34Sig Sgr	2.0660	26000.	85	31389	No
288	GOM_NL__2PRFIN20080301_233715_000000462066_00273_31389_9761.N1	01-MAR-2008 23:37:15	Dark	46.000	38	20Eps Sgr	1.8360	11000.	92	31389	No
289	GOM_NL__2PRFIN20080301_234009_000000462066_00273_31389_9762.N1	01-MAR-2008 23:40:09	Dark	45.500	25	35Lam Sco	1.6200	28000.	91	31389	No
290	GOM_NL__2PRFIN20080301_234348_000000492066_00274_31390_9741.N1	01-MAR-2008 23:43:48	Dark	49.000	141	Bet Ara	2.8400	4600.0	98	31390	No
291	GOM_NL__2PRFIN20080301_234652_000000482066_00274_31390_9742.N1	01-MAR-2008 23:46:52	Dark	47.500	43	Alp TrA	1.9100	4250.0	95	31390	No
292	GOM_NL__2PRFIN20080301_234902_000000372066_00274_31390_9743.N1	01-MAR-2008 23:49:02	Dark	36.500	145	Gam TrA	2.8720	10600.	73	31390	No
293	GOM_NL__2PRFIN20080301_235023_000000522066_00274_31390_9744.N1	01-MAR-2008 23:50:23	Dark	52.000	4	Alp1Cen	-0.010000	5800.0	104	31390	No
294	GOM_NL__2PRFIN20080301_235142_000000422066_00274_31390_9745.N1	01-MAR-2008 23:51:42	Dark	42.000	10	Bet Cen	0.61000	28000.	84	31390	No
295	GOM_NL__2PRFIN20080301_235413_000000432066_00274_31390_9746.N1	01-MAR-2008 23:54:13	Dark	43.000	12	Alp1Cru	0.77500	30000.	86	31390	No
296	GOM_NL__2PRFIN20080301_235643_000000442066_00274_31390_9747.N1	01-MAR-2008 23:56:43	Dark	43.500	64	Gam Cen	2.2000	10600.	87	31390	No
297	GOM_NL__2PRFIN20080301_235943_000000402066_00274_31390_9748.N1	01-MAR-2008 23:59:43	Straylight	40.000	113	Mu Vel	2.6920	5000.0	80	31390	No

### *3. Quality information per product*

In this section it is plotted some information contained in the Quality Summary data set of the level 2 products. Only products in dark limb conditions and without errors (error flag in the MPH set to "0") are used.

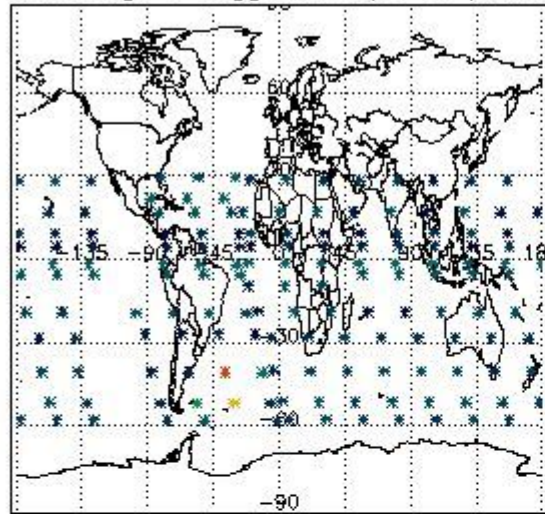
#### *3.1 Plot quality information per product (time dependant)*



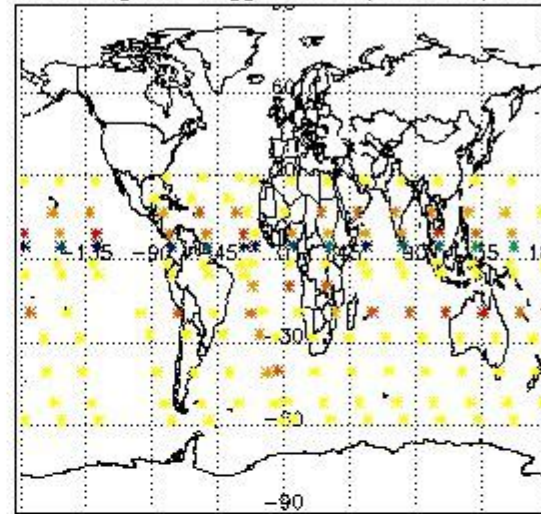
3.2 Plot quality information per product (world map)



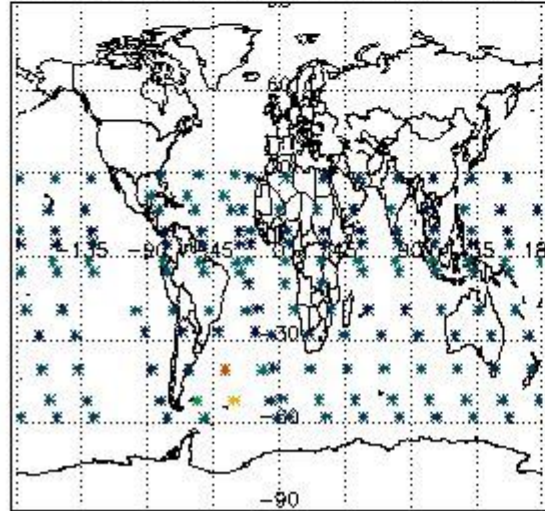
Percentage of flagged data per O3 profile



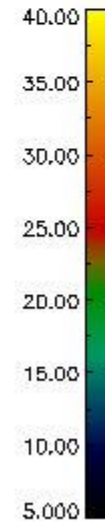
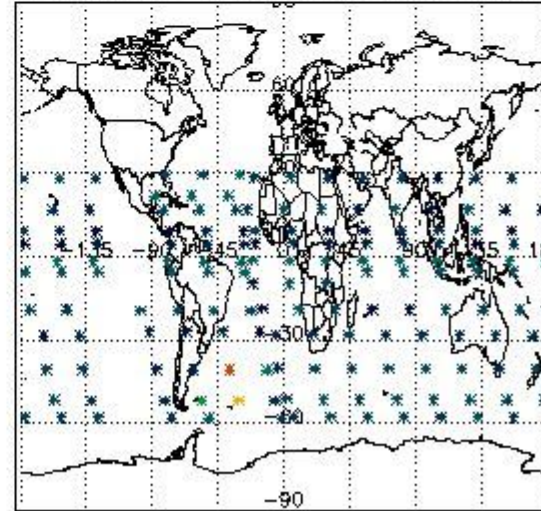
Percentage of flagged data per H2O profile



Percentage of flagged data per NO2 profile



Percentage of flagged data per NO3 profile

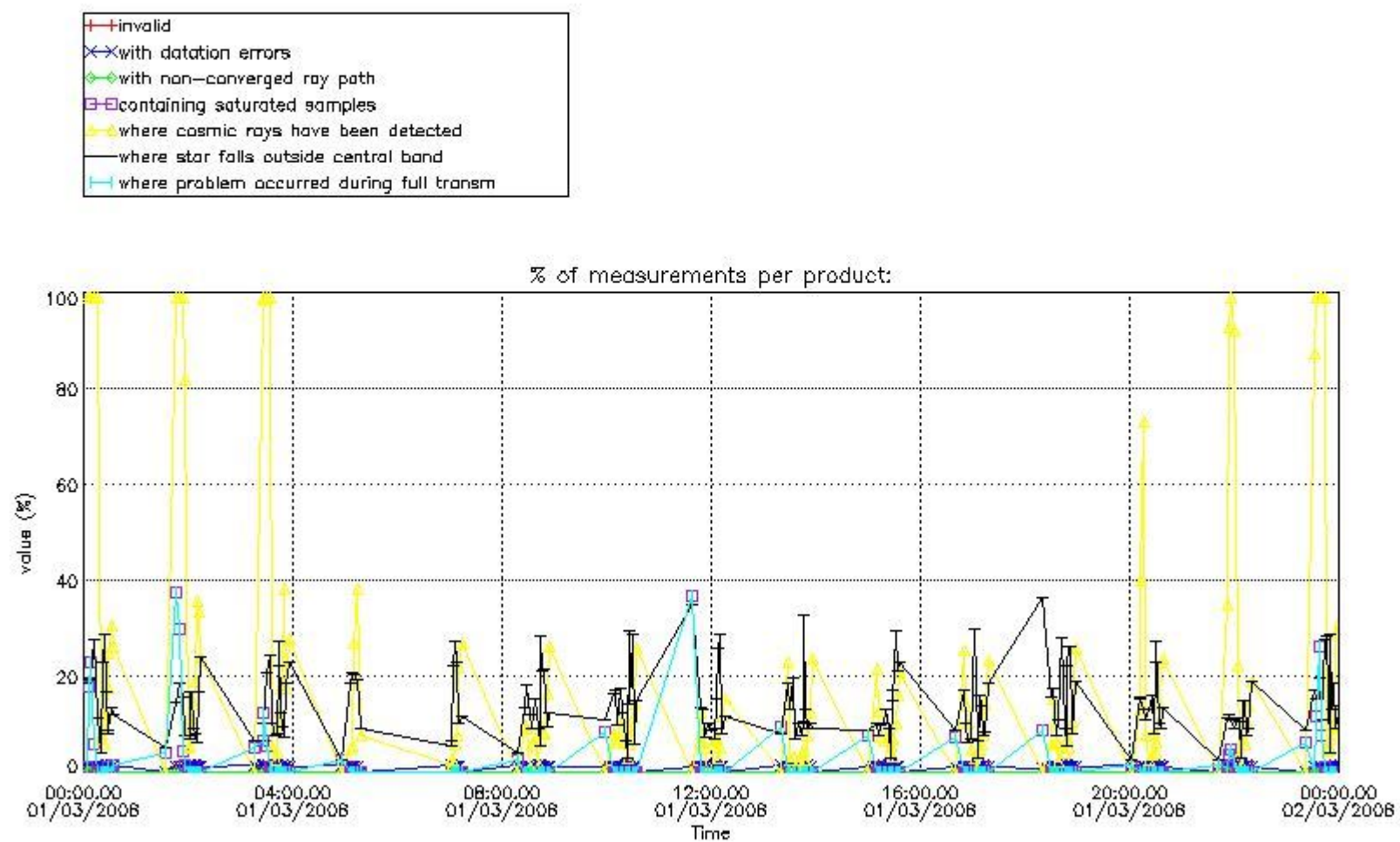


#### 4. Level 1 quality information per product

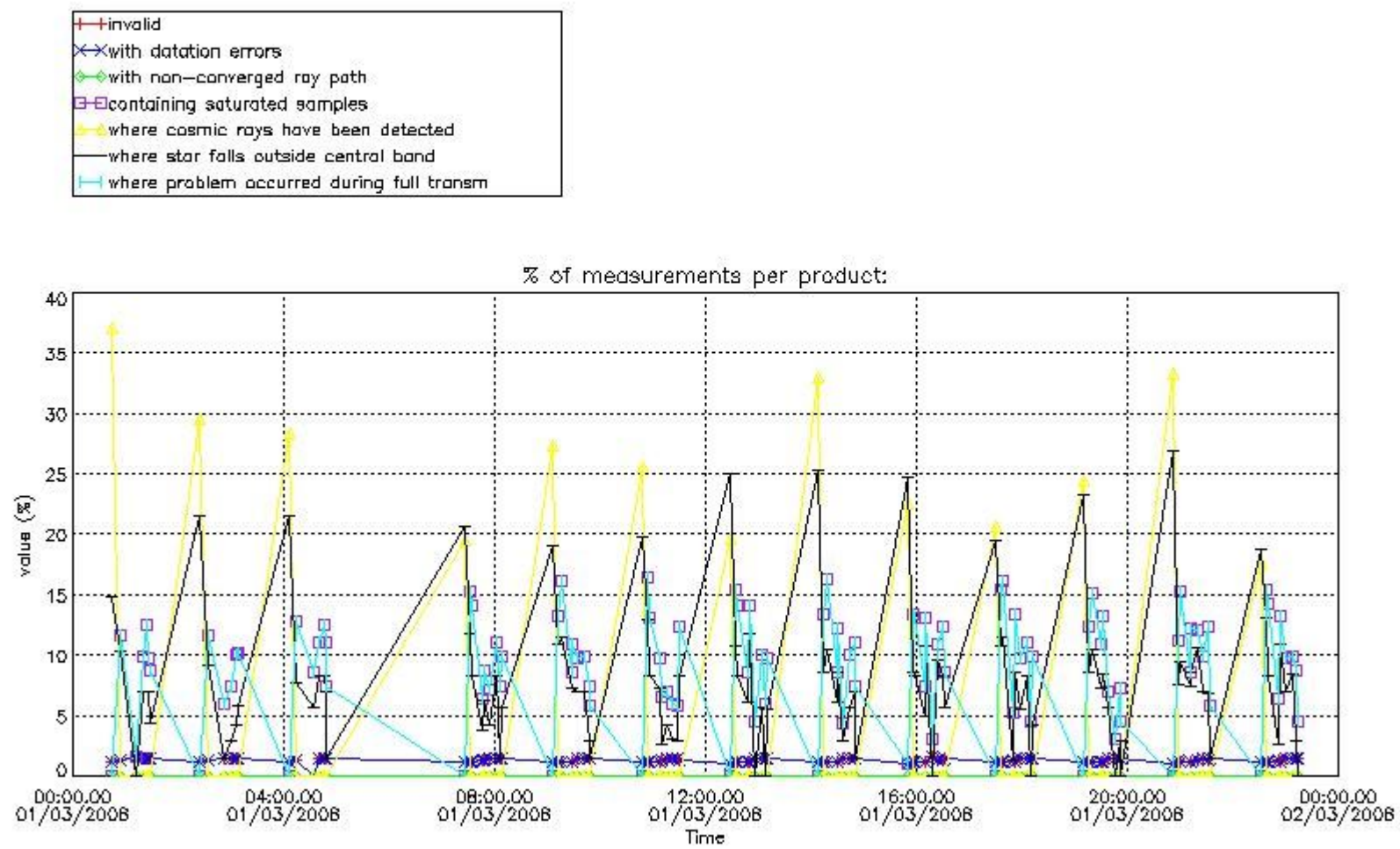
In this section it is plotted some information contained in the Quality Summary data set of the level 2 products that comes from the level 1b processing. Products without errors (error flag in the MPH set to "0") are used.

##### 4.1 Plot quality information per product (time dependant) coming from level 1b processing

###### 4.1.1 Plot level 1 quality information per product (time dependant): ENVISAT ASCENDING passes



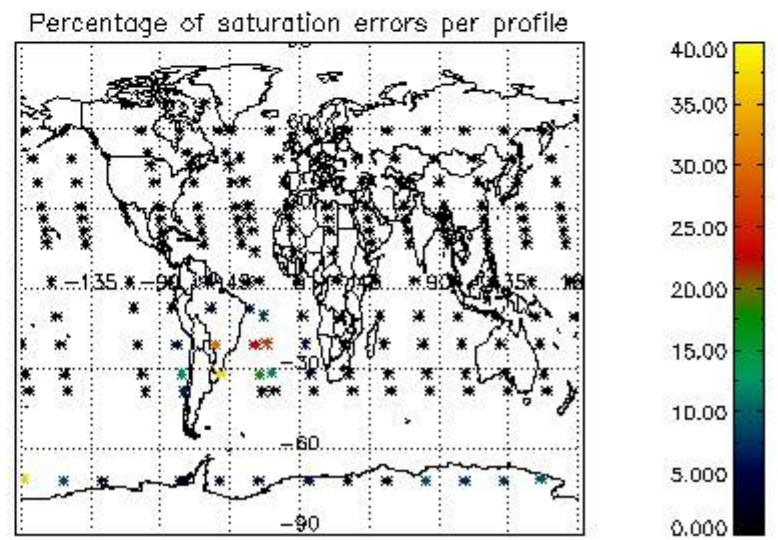
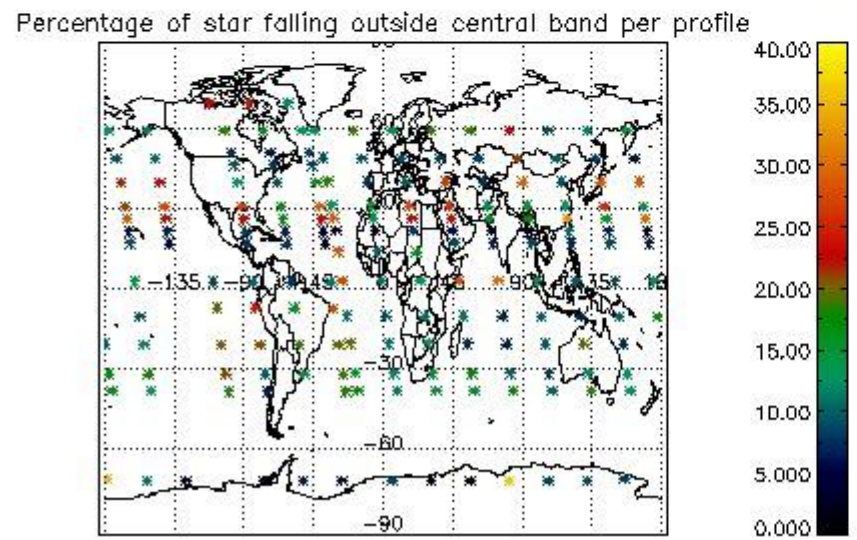
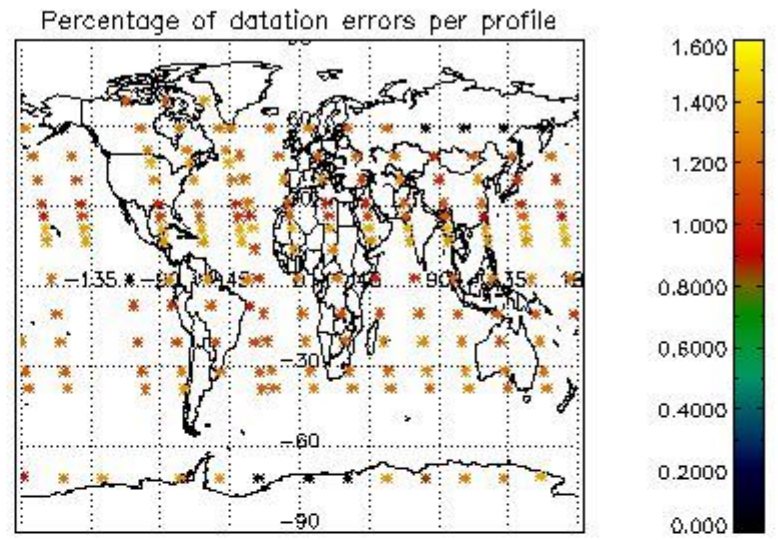
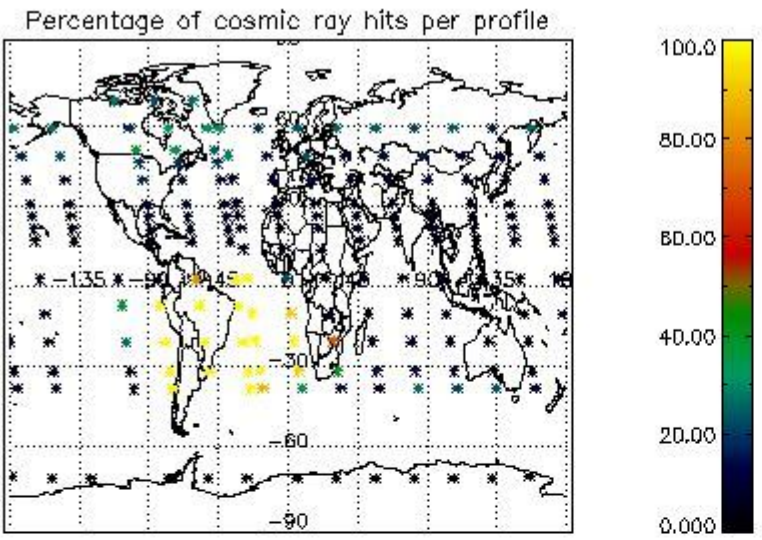
4.1.2 Plot level 1 quality information per product (time dependant): ENVI SAT DESCENDING passes



#### 4.2 Plot quality information per product coming from level 1b processing (world map)

##### 4.2.1 Plot level 1 quality information per product (world map): ENVISAT ASCENDING passes

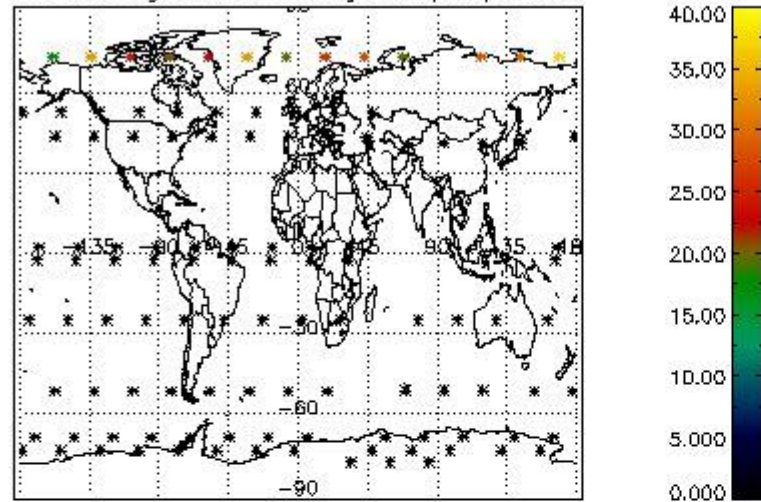




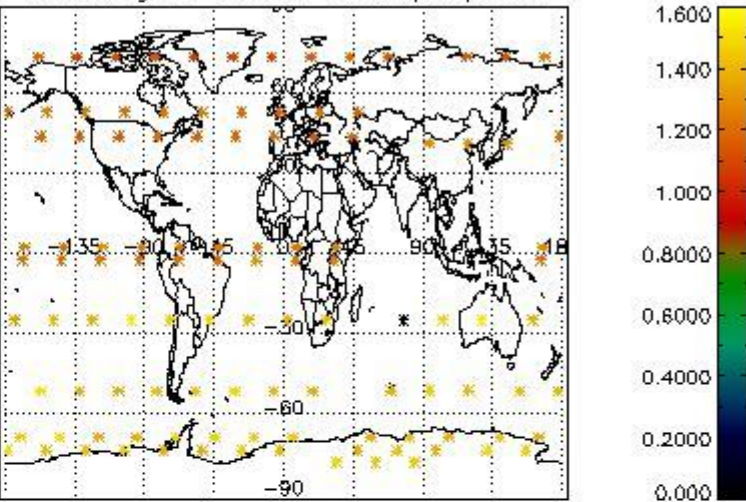
4.2.2 Plot level 1 quality information per product (world map): ENVISAT DESCENDING passes



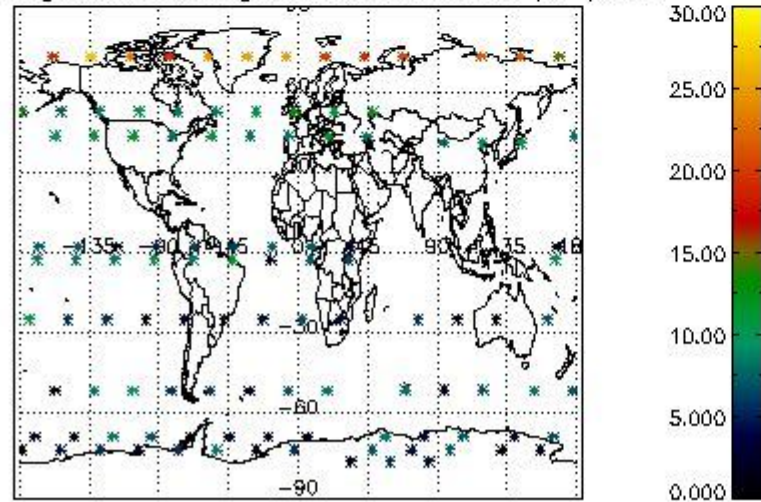
Percentage of cosmic ray hits per profile



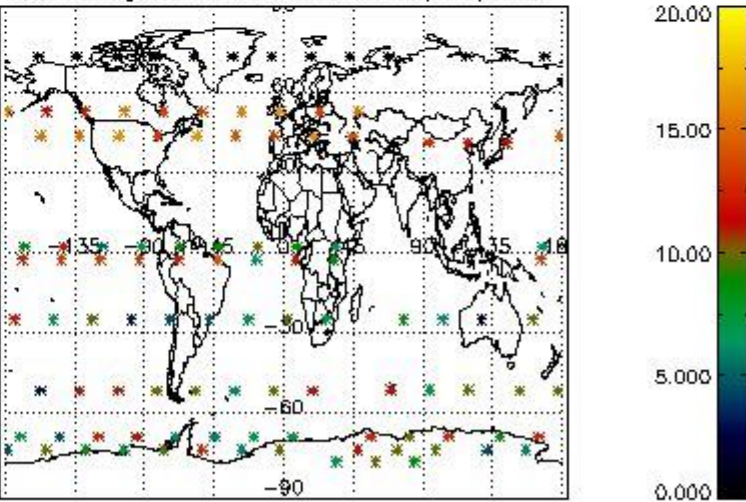
Percentage of datation errors per profile



Percentage of star falling outside central band per profile



Percentage of saturation errors per profile



## 5. Trace gas profiles

### 5.1 Ozone statistics based on quality of products

The final quality of the products can be "measured" using the STD (Standard Deviation) attached to every point profile. This information is written to the parameter GOM\_NL\_\_2P/NL\_LOCAL\_SPECIES\_DENSITY/o3\_std of the level 2 products. The table below shows the statistics for given STD ranges.

The statistics are given with respect to the overall valid production:

- Products without fatal errors: GOM\_NL\_\_2P/MPH/PRODUCT\_ERR=0
- Valid point profile: GOM\_NL\_\_2P/NL\_LOCAL\_SPECIES\_DENSITY/pcd(0)=0

The 'Criteria' is applied to valid points of dark limb products:

- Products in dark limb illumination condition: GOM\_NL\_\_2P/NL\_SUMMARY\_QUALITY/obs\_ill\_cond=0
- Products without fatal errors: GOM\_NL\_\_2P/MPH/PRODUCT\_ERR=0
- Valid point profile: GOM\_NL\_\_2P/NL\_LOCAL\_SPECIES\_DENSITY/pcd(0)=0

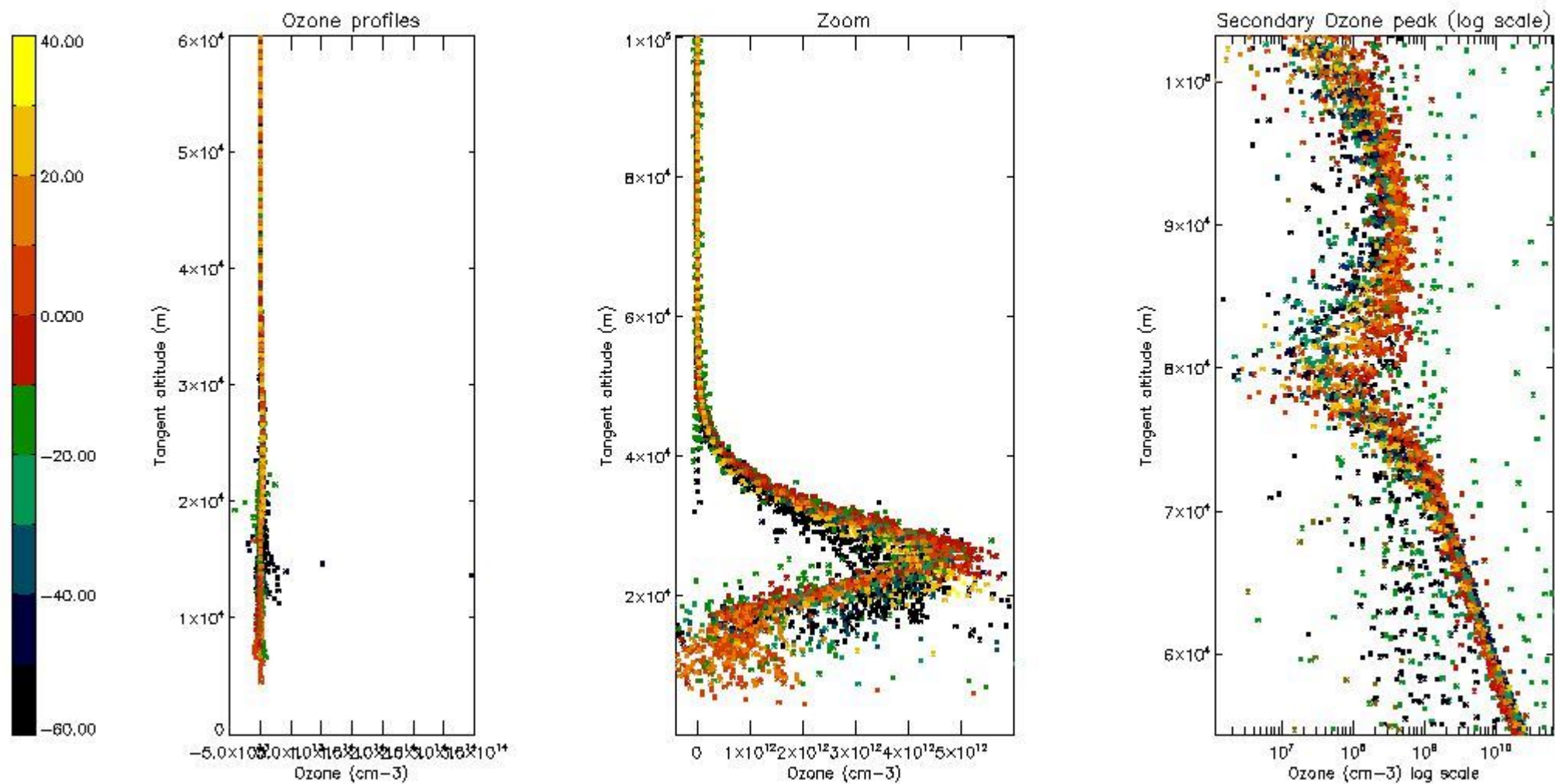
So, the table below shows the percentage of dark limb and valid observations for each criteria with respect to the overall valid daily observations.

Criteria	% of total production
All STD	56
STD < 20	30

STD < 10	23
STD < 5	16

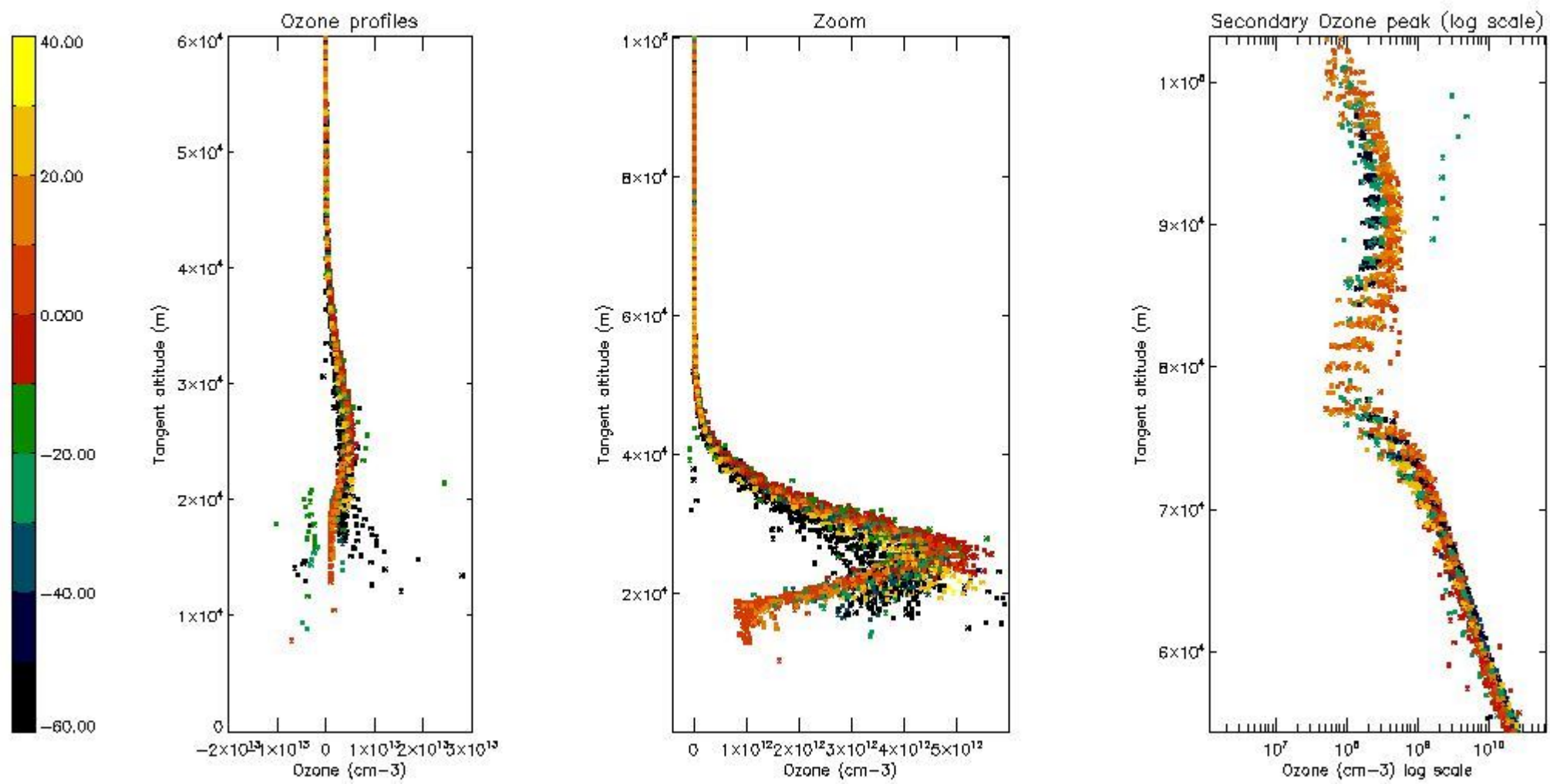
5.2 Plot ozone profiles for all STD (dark without errors)

The colorbar represents the latitude.



5.3 Plot ozone profiles where STD < 20% (dark without errors)

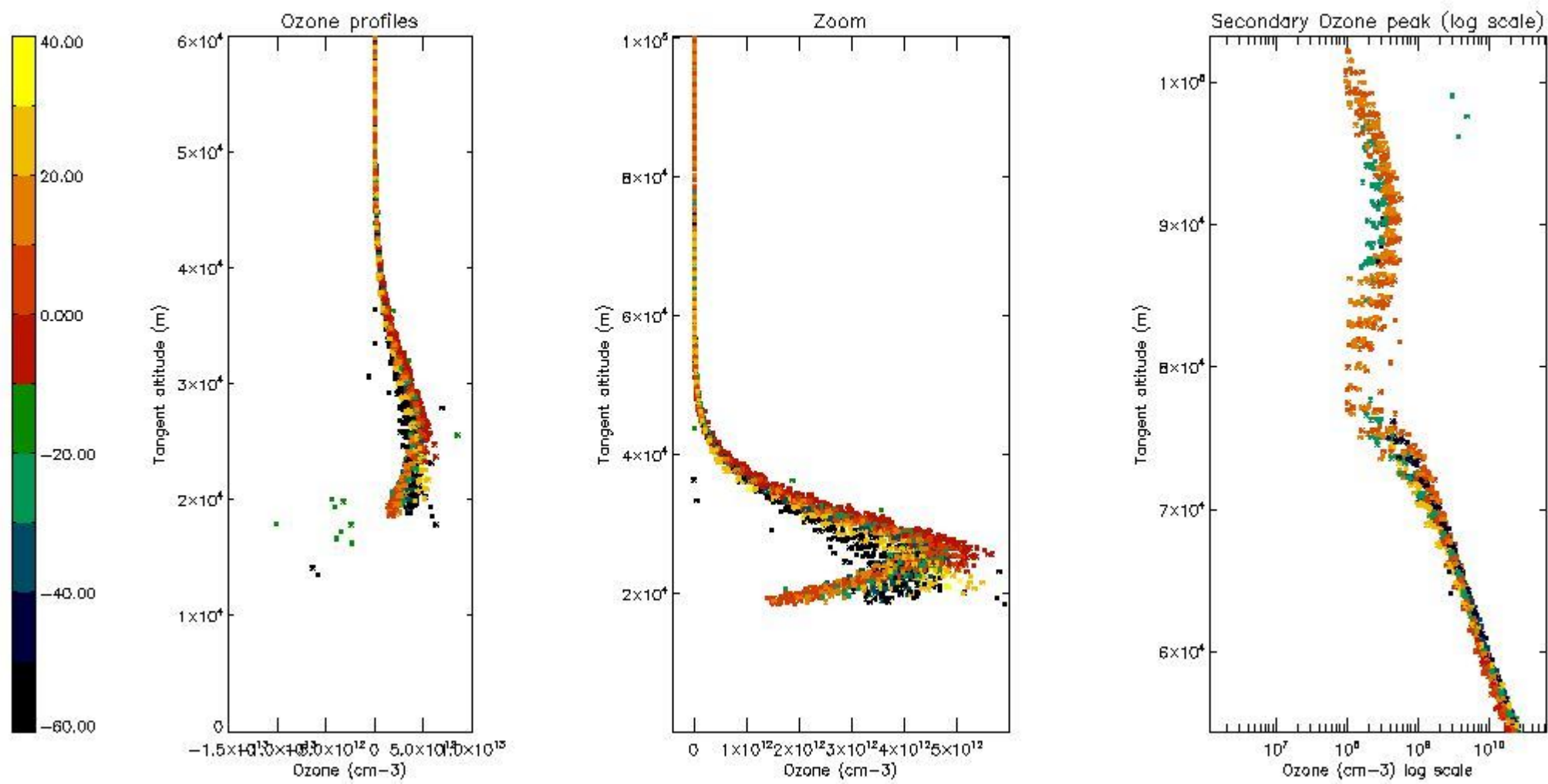
The colorbar represents the latitude.



*5.4 Plot ozone profiles where  $STD < 10\%$  (dark without errors)*

The colorbar represents the latitude.

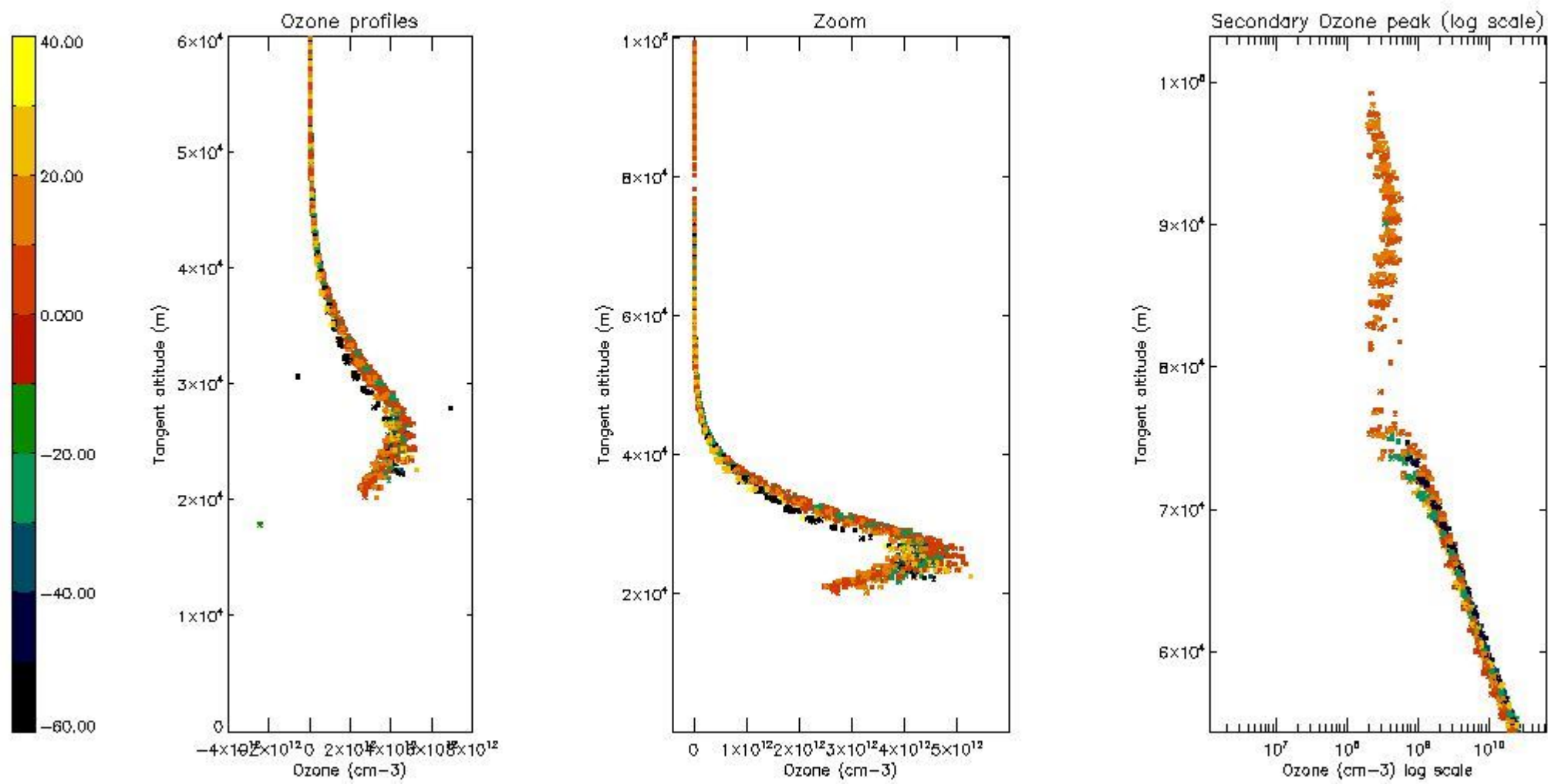




*5.5 Plot ozone profiles where STD < 5% (dark without errors)*

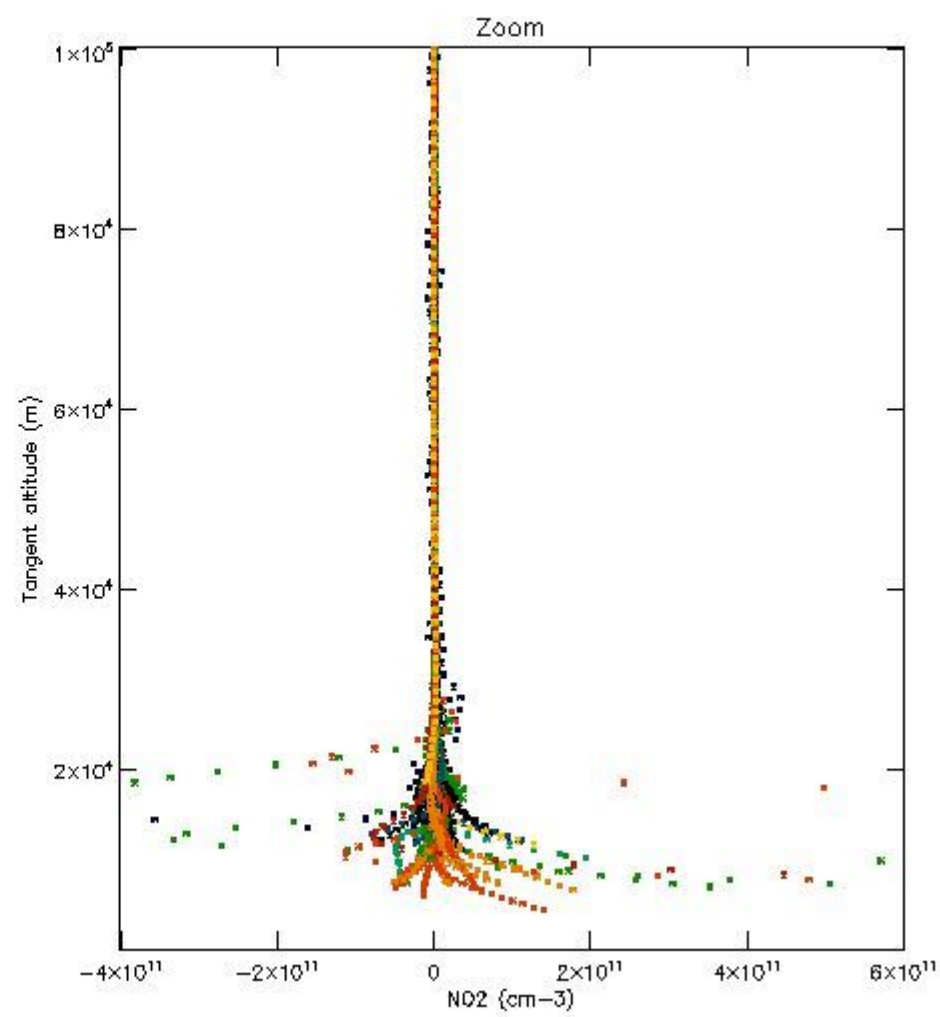
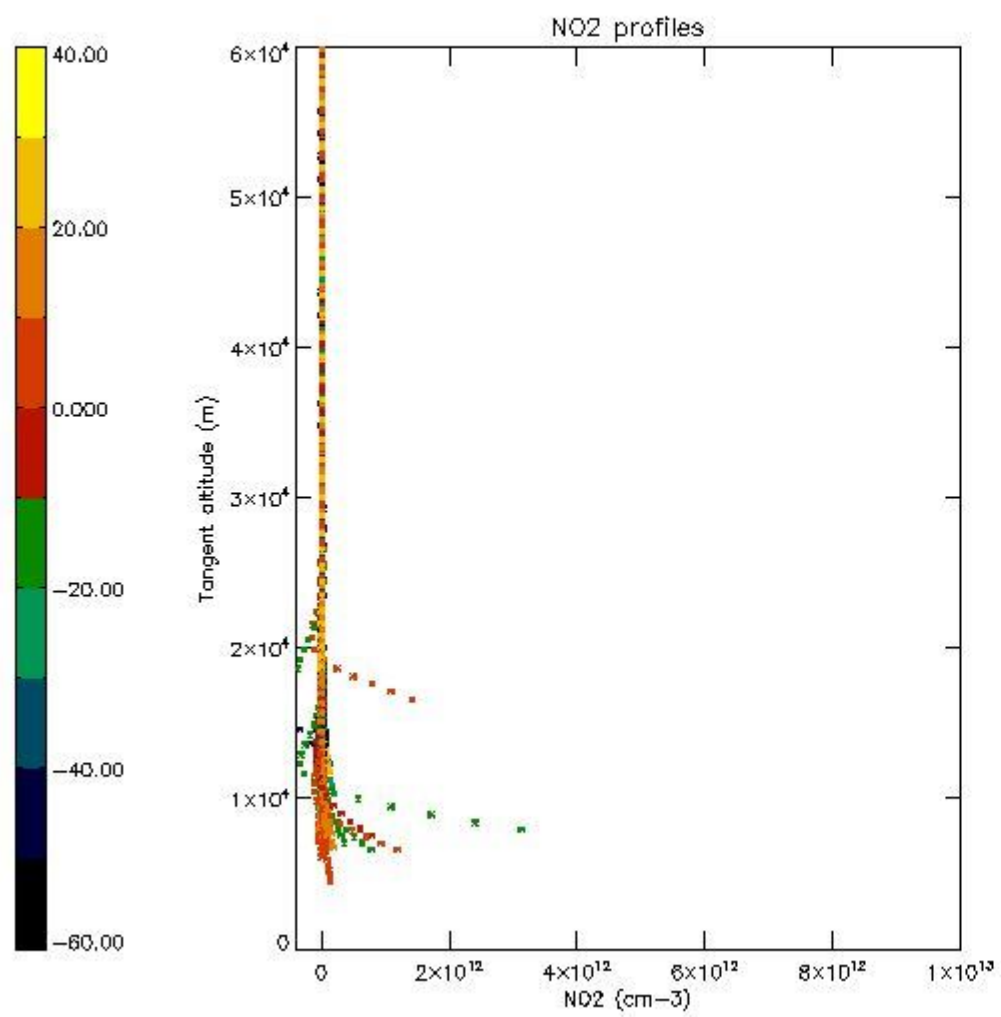
The colorbar represents the latitude.





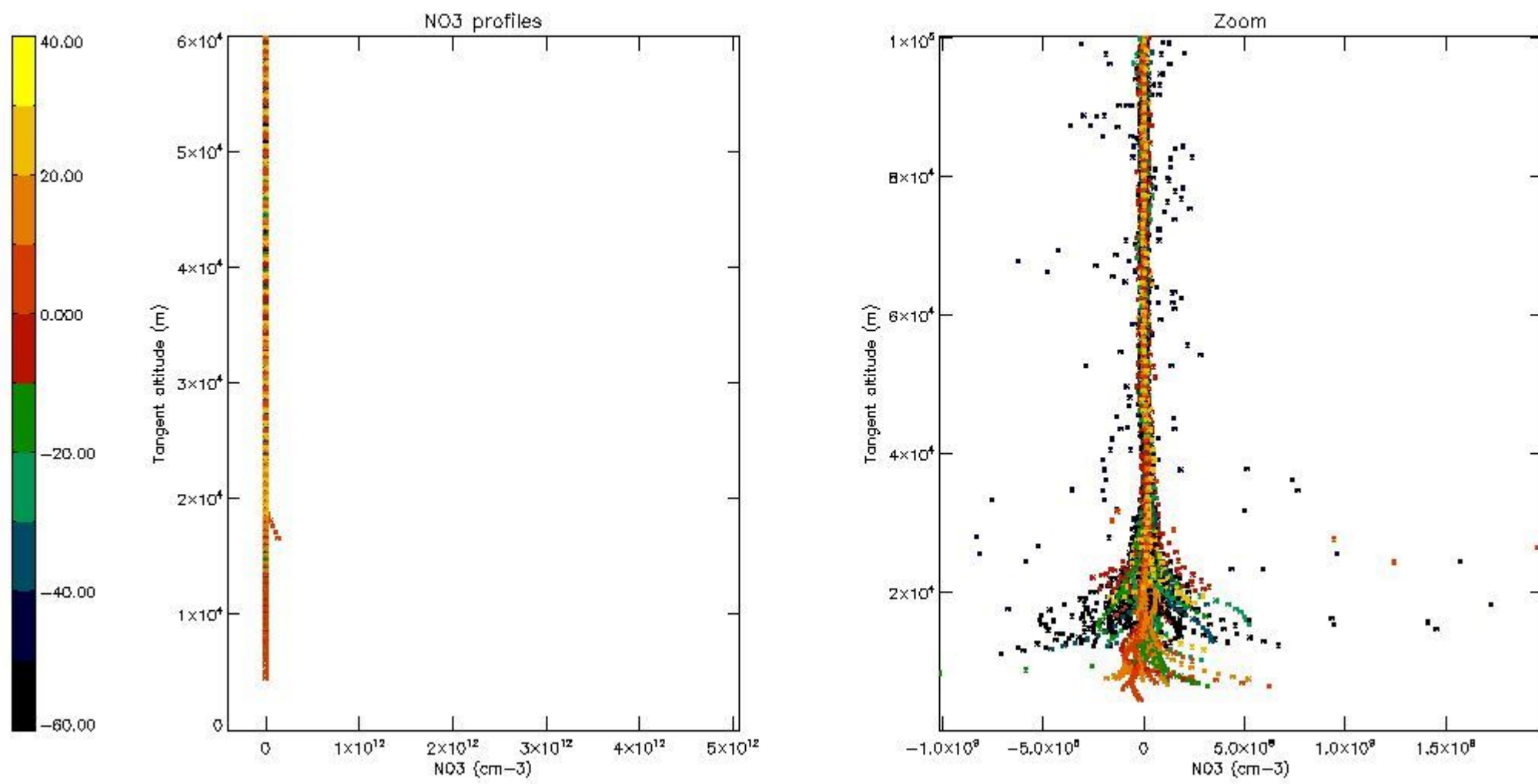
*5.6 Plot NO<sub>2</sub> profiles for all STD (dark without errors)*

The colorbar represents the latitude.



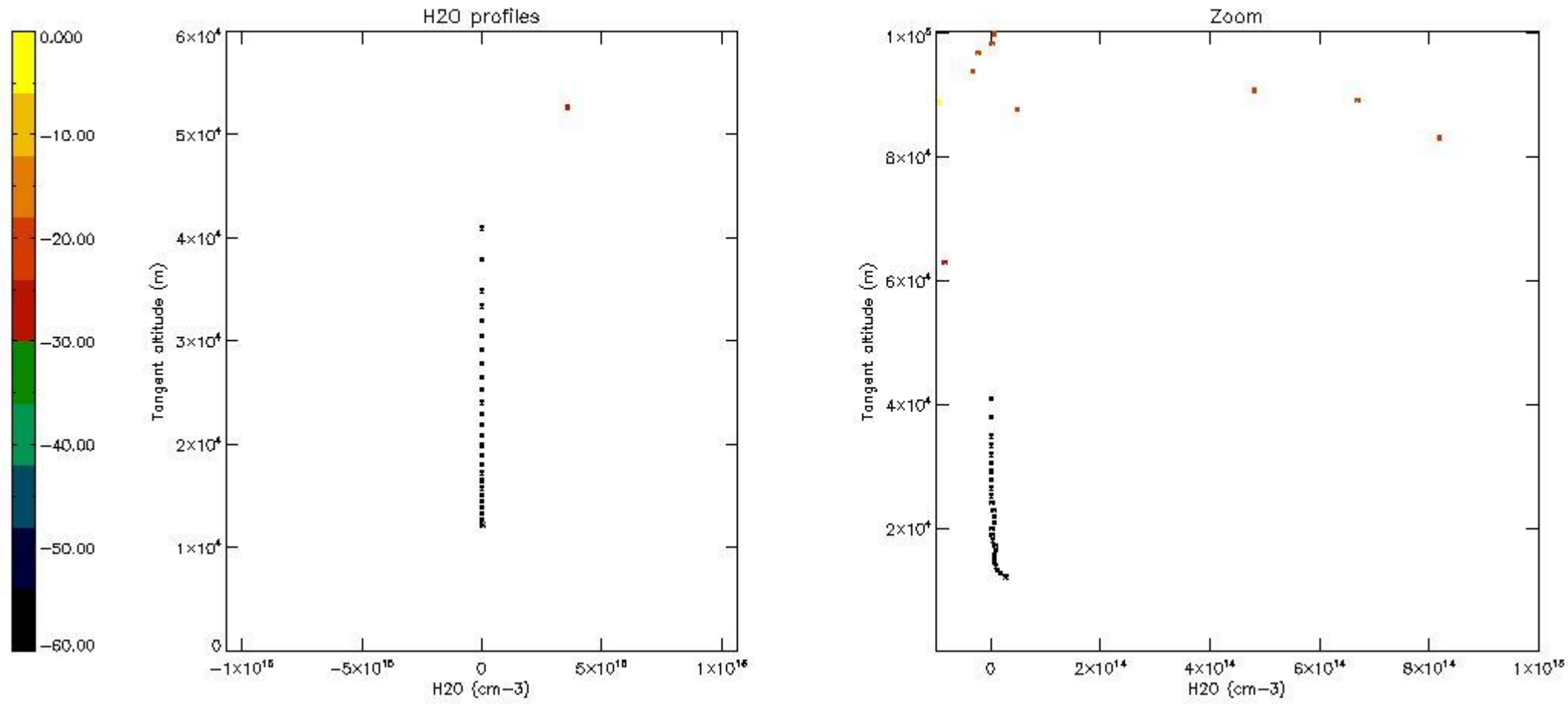
*5.7 Plot NO3 profiles for all STD (dark without errors)*

The colorbar represents the latitude.



*5.8 Plot H2O profiles for all STD (only for occultations of stars 1,2,3,4,13,14,16,26,63 dark without errors)*

The colorbar represents the latitude.



## 6. Auxiliary Data Files used for the production reported in section 2

The number reported in the third column indicates since which file (see list in section 2) the corresponding auxiliary file has been used. The fourth column is the date of those product files.

Type	Auxiliary Filename	Used since product	Used since product date
INST_PHYS_CHARACTERISTICS	GOM_INS_AXVIEC20091111_143220_20030716_120000_20500101_000000	1	01-MAR-2008 00:03:47
LEVEL-2_PROC_CONFIG	GOM_PR2_AXVIEC20091111_152718_20020301_000000_20500101_000000	1	01-MAR-2008 00:03:47
CROSS_SECTIONS_FILE	GOM_CRS_AXVIEC20091111_154832_20020301_000000_20500101_000000	1	01-MAR-2008 00:03:47



# GOMOS Level 2 Daily Report

## SUMMARY

### [1. General Info](#)

### [2. Summary of processed GOM\\_NL\\_2P products](#)

### [3. Level 2 Quality information per product](#)

#### [3.1 Plot of level 2 quality information per product \(time dependant\)](#)

#### [3.2 Plot of level 2 quality information per product \(world map\)](#)

### [4. Level 1 Quality information per product \(stored on level 2 products\)](#)

#### [4.1 Plot of level 1 quality information per product \(time dependant\)](#)

##### [4.1.1 Plot of level 1 quality information per product \(time dependant\): ASCENDING](#)

##### [4.1.2 Plot of level 1 quality information per product \(time dependant\): DESCENDING](#)

#### [4.2 Plot of level 1 quality information per product \(world map\)](#)

##### [4.2.1 Plot of level 1 quality information per product \(world map\): ASCENDING](#)

##### [4.2.2 Plot of level 1 quality information per product \(world map\): DESCENDING](#)

### [5. Ozone profiles based on quality statistics and other trace gas profiles](#)

#### [5.1 Ozone statistics based on quality of products](#)

#### [5.2 Plot ozone profiles for all STD \(dark without errors\)](#)

#### [5.3 Plot ozone profiles where STD < 20% \(dark without errors\)](#)

#### [5.4. Plot ozone profiles where STD < 10% \(dark without errors\)](#)

#### [5.5. Plot ozone profiles where STD < 5% \(dark without errors\)](#)

#### [5.6 Plot NO2 profiles for all STD \(dark without errors\)](#)

#### [5.7 Plot NO3 profiles for all STD \(dark without errors\)](#)

#### [5.8 Plot H2O profiles \(only for occultations of stars 1,2,3,4,13,14,16,26,63 dark without errors\) for all STD](#)

### [6. Auxiliary Data Files used for the production reported in section 2](#)

This report presents the daily analysis on parameters extracted from GOMOS level 2 data (GOM\_NL\_\_2P). It is intended to monitor some important parameters that will impact the quality of these products. A list of level 2 products (and content) that have arrived during the reporting day to the PCF is also given.

Item	Value
Time of report generation	25APR2013 11:06:20
Data source version	GOMOS/6.01
Start time of products	01-03-2008 (01MAR2008 00:00:00)
Stop time of products	02-03-2008 (02MAR2008 00:00:00)
Store outputs in DB	Yes
Nb of level 2 prods	297
Nb of prods with errors	0

## 2. Summary of processed GOM\_NL\_\_2P products.

Nr	Filename	UTC Start time	Limb	Duration	Star Id	Star Name	Star Mag	Star Temp	Nb Meas	Orbit	Prod. error
1	GOM_NL__2PRFIN20080301_000347_000000442066_00259_31375_9666.N1	01-MAR-2008 00:03:47	Dark	43.500	155	41Pi Sgr	2.9000	6600.0	87	31375	No
2	GOM_NL__2PRFIN20080301_000536_000000452066_00259_31375_9667.N1	01-MAR-2008 00:05:36	Dark	44.500	57	34Sig Sgr	2.0660	26000.	89	31375	No
3	GOM_NL__2PRFIN20080301_000843_000000462066_00259_31375_9668.N1	01-MAR-2008 00:08:43	Dark	46.000	38	20Eps Sgr	1.8360	11000.	92	31375	No
4	GOM_NL__2PRFIN20080301_001233_000000532066_00259_31375_9669.N1	01-MAR-2008 00:12:33	Dark	52.500	40	The Sco	1.8590	7100.0	105	31375	No
5	GOM_NL__2PRFIN20080301_001517_000000412066_00260_31376_9741.N1	01-MAR-2008 00:15:17	Dark	40.500	141	Bet Ara	2.8400	4600.0	81	31376	No
6	GOM_NL__2PRFIN20080301_001916_000000372066_00260_31376_9742.N1	01-MAR-2008 00:19:16	Dark	37.000	134	Bet TrA	2.8100	6600.0	74	31376	No
7	GOM_NL__2PRFIN20080301_002033_000000372066_00260_31376_9743.N1	01-MAR-2008 00:20:33	Dark	36.500	145	Gam TrA	2.8720	10600.	73	31376	No
8	GOM_NL__2PRFIN20080301_002151_000000482066_00260_31376_9744.N1	01-MAR-2008 00:21:51	Dark	48.000	4	Alp1Cen	-0.010000	5800.0	96	31376	No
9	GOM_NL__2PRFIN20080301_002310_000000522066_00260_31376_9745.N1	01-MAR-2008 00:23:10	Dark	52.000	10	Bet Cen	0.61000	28000.	104	31376	No
10	GOM_NL__2PRFIN20080301_002545_000000422066_00260_31376_9746.N1	01-MAR-2008 00:25:45	Dark	42.000	12	Alp1Cru	0.77500	30000.	84	31376	No
11	GOM_NL__2PRFIN20080301_002733_000000372066_00260_31376_9747.N1	01-MAR-2008 00:27:33	Dark	37.000	124	The Car	2.7640	30000.	74	31376	No
12	GOM_NL__2PRFIN20080301_002854_000000412066_00260_31376_9748.N1	01-MAR-2008 00:28:54	Dark	40.500	99	Del Cen	2.5750	26000.	81	31376	No
13	GOM_NL__2PRFIN20080301_003116_000000412066_00260_31376_9749.N1	01-MAR-2008 00:31:16	Straylight	41.000	113	Mu Vel	2.6920	5000.0	82	31376	No
14	GOM_NL__2PRFIN20080301_003420_000000382066_00260_31376_9750.N1	01-MAR-2008 00:34:20	Straylight	38.000	65	Lam Vel	2.2040	4400.0	76	31376	No
15	GOM_NL__2PRFIN20080301_004350_000000412066_00260_31376_9751.N1	01-MAR-2008 00:43:50	Twilight	40.500	48	30Alp Hya	1.9770	4100.0	81	31376	No
16	GOM_NL__2PRFIN20080301_005319_000000392066_00260_31376_9752.N1	01-MAR-2008 00:53:19	Bright	38.500	166	17Eps Leo	2.9800	6000.0	77	31376	No
17	GOM_NL__2PRFIN20080301_011149_000000332066_00260_31376_9753.N1	01-MAR-2008 01:11:49	Bright	32.500	49	1Alp UMi	1.9900	6300.0	65	31376	No
18	GOM_NL__2PRFIN20080301_011920_000000362066_00260_31376_9754.N1	01-MAR-2008 01:19:20	Bright	35.500	89	5Alp Cep	2.4510	8000.0	71	31376	No
19	GOM_NL__2PRFIN20080301_012425_000000362066_00260_31376_9755.N1	01-MAR-2008 01:24:25	Bright	36.000	19	50Alp Cyg	1.2460	10500.	72	31376	No
20	GOM_NL__2PRFIN20080301_012559_000000362066_00260_31376_9756.N1	01-MAR-2008 01:25:59	Bright	36.000	66	37Gam Cyg	2.2080	5900.0	72	31376	No
21	GOM_NL__2PRFIN20080301_012732_000000352066_00260_31376_9757.N1	01-MAR-2008 01:27:32	Bright	34.500	92	53Eps Cyg	2.5000	4500.0	69	31376	No
22	GOM_NL__2PRFIN20080301_013435_000000382066_00260_31376_9758.N1	01-MAR-2008 01:34:35	Bright	38.000	168	17Zet Aql	2.9860	11000.	76	31376	No
23	GOM_NL__2PRFIN20080301_014613_000000422066_00260_31376_9759.N1	01-MAR-2008 01:46:13	Dark	41.500	57	34Sig Sgr	2.0660	26000.	83	31376	No
24	GOM_NL__2PRFIN20080301_014919_000000462066_00260_31376_9760.N1	01-MAR-2008 01:49:19	Dark	45.500	38	20Eps Sgr	1.8360	11000.	91	31376	No
25	GOM_NL__2PRFIN20080301_015309_000000452066_00260_31376_9761.N1	01-MAR-2008 01:53:09	Dark	45.000	40	The Sco	1.8590	7100.0	90	31376	No
26	GOM_NL__2PRFIN20080301_015554_000000392066_00261_31377_9741.N1	01-MAR-2008 01:55:54	Dark	38.500	141	Bet Ara	2.8400	4600.0	77	31377	No
27	GOM_NL__2PRFIN20080301_015952_000000392066_00261_31377_9742.N1	01-MAR-2008 01:59:52	Dark	38.500	134	Bet TrA	2.8100	6600.0	77	31377	No
28	GOM_NL__2PRFIN20080301_020109_000000372066_00261_31377_9743.N1	01-MAR-2008 02:01:09	Dark	37.000	145	Gam TrA	2.8720	10600.	74	31377	No
29	GOM_NL__2PRFIN20080301_020228_000000452066_00261_31377_9744.N1	01-MAR-2008 02:02:28	Dark	44.500	4	Alp1Cen	-0.010000	5800.0	89	31377	No
30	GOM_NL__2PRFIN20080301_020347_000000452066_00261_31377_9745.N1	01-MAR-2008 02:03:47	Dark	44.500	10	Bet Cen	0.61000	28000.	89	31377	No
31	GOM_NL__2PRFIN20080301_020621_000000392066_00261_31377_9746.N1	01-MAR-2008 02:06:21	Dark	38.500	12	Alp1Cru	0.77500	30000.	77	31377	No
32	GOM_NL__2PRFIN20080301_020809_000000372066_00261_31377_9747.N1	01-MAR-2008 02:08:09	Dark	37.000	124	The Car	2.7640	30000.	74	31377	No
33	GOM_NL__2PRFIN20080301_020930_000000412066_00261_31377_9748.N1	01-MAR-2008 02:09:30	Dark	40.500	99	Del Cen	2.5750	26000.	81	31377	No
34	GOM_NL__2PRFIN20080301_021152_000000422066_00261_31377_9749.N1	01-MAR-2008 02:11:52	Straylight	42.000	113	Mu Vel	2.6920	5000.0	84	31377	No
35	GOM_NL__2PRFIN20080301_021456_000000442066_00261_31377_9750.N1	01-MAR-2008 02:14:56	Straylight	44.000	65	Lam Vel	2.2040	4400.0	88	31377	No
36	GOM_NL__2PRFIN20080301_022426_000000442066_00261_31377_9751.N1	01-MAR-2008 02:24:26	Twilight	44.000	48	30Alp Hya	1.9770	4100.0	88	31377	No
37	GOM_NL__2PRFIN20080301_023355_000000392066_00261_31377_9752.N1	01-MAR-2008 02:33:55	Bright	38.500	166	17Eps Leo	2.9800	6000.0	77	31377	No
38	GOM_NL__2PRFIN20080301_025225_000000342066_00261_31377_9753.N1	01-MAR-2008 02:52:25	Bright	33.500	49	1Alp UMi	1.9900	6300.0	67	31377	No
39	GOM_NL__2PRFIN20080301_025956_000000342066_00261_31377_9754.N1	01-MAR-2008 02:59:56	Bright	34.000	89	5Alp Cep	2.4510	8000.0	68	31377	No
40	GOM_NL__2PRFIN20080301_030501_000000352066_00261_31377_9755.N1	01-MAR-2008 03:05:01	Bright	35.000	19	50Alp Cyg	1.2460	10500.	70	31377	No
41	GOM_NL__2PRFIN20080301_030635_000000352066_00261_31377_9756.N1	01-MAR-2008 03:06:35	Bright	35.000	66	37Gam Cyg	2.2080	5900.0	70	31377	No
42	GOM_NL__2PRFIN20080301_030808_000000352066_00261_31377_9757.N1	01-MAR-2008 03:08:08	Bright	34.500	92	53Eps Cyg	2.5000	4500.0	69	31377	No

43	GOM_NL__2PRFIN20080301_031511_000000392066_00261_31377_9758.N1	01-MAR-2008 03:15:11	Bright	39.000	168	17Zet Aql	2.9860	11000.	78	31377	No
44	GOM_NL__2PRFIN20080301_032500_000000382066_00261_31377_9759.N1	01-MAR-2008 03:25:00	Dark	38.000	155	41Pi Sgr	2.9000	6600.0	76	31377	No
45	GOM_NL__2PRFIN20080301_032649_000000402066_00261_31377_9760.N1	01-MAR-2008 03:26:49	Dark	40.000	57	34Sig Sgr	2.0660	26000.	80	31377	No
46	GOM_NL__2PRFIN20080301_032956_000000462066_00261_31377_9761.N1	01-MAR-2008 03:29:56	Dark	46.000	38	20Eps Sgr	1.8360	11000.	92	31377	No
47	GOM_NL__2PRFIN20080301_033346_000000502066_00261_31377_9762.N1	01-MAR-2008 03:33:46	Dark	49.500	40	The Sco	1.8590	7100.0	99	31377	No
48	GOM_NL__2PRFIN20080301_033630_000000402066_00262_31378_9741.N1	01-MAR-2008 03:36:30	Dark	39.500	141	Bet Ara	2.8400	4600.0	79	31378	No
49	GOM_NL__2PRFIN20080301_034029_000000392066_00262_31378_9742.N1	01-MAR-2008 03:40:29	Dark	38.500	134	Bet TrA	2.8100	6600.0	77	31378	No
50	GOM_NL__2PRFIN20080301_034146_000000372066_00262_31378_9743.N1	01-MAR-2008 03:41:46	Dark	37.000	145	Gam TrA	2.8720	10600.	74	31378	No
51	GOM_NL__2PRFIN20080301_034304_000000472066_00262_31378_9744.N1	01-MAR-2008 03:43:04	Dark	47.000	4	Alp1Cen	-0.010000	5800.0	94	31378	No
52	GOM_NL__2PRFIN20080301_034423_000000522066_00262_31378_9745.N1	01-MAR-2008 03:44:23	Dark	51.500	10	Bet Cen	0.61000	28000.	103	31378	No
53	GOM_NL__2PRFIN20080301_034657_000000402066_00262_31378_9746.N1	01-MAR-2008 03:46:57	Dark	40.000	12	Alp1Cru	0.77500	30000.	80	31378	No
54	GOM_NL__2PRFIN20080301_034846_000000372066_00262_31378_9747.N1	01-MAR-2008 03:48:46	Dark	37.000	124	The Car	2.7640	30000.	74	31378	No
55	GOM_NL__2PRFIN20080301_035006_000000412066_00262_31378_9748.N1	01-MAR-2008 03:50:06	Dark	40.500	99	Del Cen	2.5750	26000.	81	31378	No
56	GOM_NL__2PRFIN20080301_035228_000000432066_00262_31378_9749.N1	01-MAR-2008 03:52:28	Straylight	43.000	113	Mu Vel	2.6920	5000.0	86	31378	No
57	GOM_NL__2PRFIN20080301_035532_000000442066_00262_31378_9750.N1	01-MAR-2008 03:55:32	Straylight	43.500	65	Lam Vel	2.2040	4400.0	87	31378	No
58	GOM_NL__2PRFIN20080301_040502_000000442066_00262_31378_9751.N1	01-MAR-2008 04:05:02	Twl_and_stray	44.000	48	30Alp Hya	1.9770	4100.0	88	31378	No
59	GOM_NL__2PRFIN20080301_041431_000000392066_00262_31378_9752.N1	01-MAR-2008 04:14:31	Bright	39.000	166	17Eps Leo	2.9800	6000.0	78	31378	No
60	GOM_NL__2PRFIN20080301_043301_000000352066_00262_31378_9753.N1	01-MAR-2008 04:33:01	Bright	35.000	49	1Alp UMi	1.9900	6300.0	70	31378	No
61	GOM_NL__2PRFIN20080301_044032_000000362066_00262_31378_9754.N1	01-MAR-2008 04:40:32	Bright	36.000	89	5Alp Cep	2.4510	8000.0	72	31378	No
62	GOM_NL__2PRFIN20080301_044537_000000362066_00262_31378_9755.N1	01-MAR-2008 04:45:37	Bright	36.000	19	50Alp Cyg	1.2460	10500.	72	31378	No
63	GOM_NL__2PRFIN20080301_044711_000000362066_00262_31378_9756.N1	01-MAR-2008 04:47:11	Bright	36.000	66	37Gam Cyg	2.2080	5900.0	72	31378	No
64	GOM_NL__2PRFIN20080301_044844_000000342066_00262_31378_9757.N1	01-MAR-2008 04:48:44	Bright	33.500	92	53Eps Cyg	2.5000	4500.0	67	31378	No
65	GOM_NL__2PRFIN20080301_045547_000000392066_00262_31378_9758.N1	01-MAR-2008 04:55:47	Bright	38.500	168	17Zet Aql	2.9860	11000.	77	31378	No
66	GOM_NL__2PRFIN20080301_050536_000000442066_00262_31378_9759.N1	01-MAR-2008 05:05:36	Dark	43.500	155	41Pi Sgr	2.9000	6600.0	87	31378	No
67	GOM_NL__2PRFIN20080301_050726_000000462066_00262_31378_9760.N1	01-MAR-2008 05:07:26	Dark	45.500	57	34Sig Sgr	2.0660	26000.	91	31378	No
68	GOM_NL__2PRFIN20080301_051033_000000472066_00262_31378_9761.N1	01-MAR-2008 05:10:33	Dark	46.500	38	20Eps Sgr	1.8360	11000.	93	31378	No
69	GOM_NL__2PRFIN20080301_051423_000000472066_00262_31378_9762.N1	01-MAR-2008 05:14:23	Dark	47.000	40	The Sco	1.8590	7100.0	94	31378	No
70	GOM_NL__2PRFIN20080301_051707_000000392066_00263_31379_9741.N1	01-MAR-2008 05:17:07	Dark	39.000	141	Bet Ara	2.8400	4600.0	78	31379	No
71	GOM_NL__2PRFIN20080301_070142_000000382066_00264_31380_9741.N1	01-MAR-2008 07:01:42	Dark	37.500	134	Bet TrA	2.8100	6600.0	75	31380	No
72	GOM_NL__2PRFIN20080301_070258_000000382066_00264_31380_9742.N1	01-MAR-2008 07:02:58	Dark	37.500	145	Gam TrA	2.8720	10600.	75	31380	No
73	GOM_NL__2PRFIN20080301_070418_000000472066_00264_31380_9743.N1	01-MAR-2008 07:04:18	Dark	47.000	4	Alp1Cen	-0.010000	5800.0	94	31380	No
74	GOM_NL__2PRFIN20080301_070537_000000512066_00264_31380_9744.N1	01-MAR-2008 07:05:37	Dark	51.000	10	Bet Cen	0.61000	28000.	102	31380	No
75	GOM_NL__2PRFIN20080301_070810_000000462066_00264_31380_9745.N1	01-MAR-2008 07:08:10	Dark	46.000	12	Alp1Cru	0.77500	30000.	92	31380	No
76	GOM_NL__2PRFIN20080301_071038_000000442066_00264_31380_9746.N1	01-MAR-2008 07:10:38	Dark	43.500	64	Gam Cen	2.2000	10600.	87	31380	No
77	GOM_NL__2PRFIN20080301_071341_000000392066_00264_31380_9747.N1	01-MAR-2008 07:13:41	Straylight	39.000	113	Mu Vel	2.6920	5000.0	78	31380	No
78	GOM_NL__2PRFIN20080301_072614_000000442066_00264_31380_9748.N1	01-MAR-2008 07:26:14	Twl_and_stray	43.500	48	30Alp Hya	1.9770	4100.0	87	31380	No
79	GOM_NL__2PRFIN20080301_073222_000000432066_00264_31380_9749.N1	01-MAR-2008 07:32:22	Bright	42.500	22	32Alp Leo	1.3600	15200.	85	31380	No
80	GOM_NL__2PRFIN20080301_073459_000000432066_00264_31380_9750.N1	01-MAR-2008 07:34:59	Bright	42.500	51	41Gam1Leo	2.0100	4500.0	85	31380	No
81	GOM_NL__2PRFIN20080301_074638_000000402066_00264_31380_9751.N1	01-MAR-2008 07:46:38	Bright	39.500	82	48Bet UMa	2.3650	10600.	79	31380	No
82	GOM_NL__2PRFIN20080301_074758_000000402066_00264_31380_9752.N1	01-MAR-2008 07:47:58	Bright	40.000	36	50Alp UMa	1.8000	6300.0	80	31380	No
83	GOM_NL__2PRFIN20080301_075413_000000352066_00264_31380_9753.N1	01-MAR-2008 07:54:13	Bright	35.000	49	1Alp UMi	1.9900	6300.0	70	31380	No
84	GOM_NL__2PRFIN20080301_080144_000000362066_00264_31380_9754.N1	01-MAR-2008 08:01:44	Bright	36.000	89	5Alp Cep	2.4510	8000.0	72	31380	No
85	GOM_NL__2PRFIN20080301_080650_000000342066_00264_31380_9755.N1	01-MAR-2008 08:06:50	Bright	34.000	19	50Alp Cyg	1.2460	10500.	68	31380	No
86	GOM_NL__2PRFIN20080301_080823_000000362066_00264_31380_9756.N1	01-MAR-2008 08:08:23	Bright	35.500	66	37Gam Cyg	2.2080	5900.0	71	31380	No
87	GOM_NL__2PRFIN20080301_081700_000000392066_00264_31380_9757.N1	01-MAR-2008 08:17:00	Bright	38.500	168	17Zet Aql	2.9860	11000.	77	31380	No
88	GOM_NL__2PRFIN20080301_082649_000000412066_00264_31380_9758.N1	01-MAR-2008 08:26:49	Dark	41.000	155	41Pi Sgr	2.9000	6600.0	82	31380	No
89	GOM_NL__2PRFIN20080301_082838_000000442066_00264_31380_9759.N1	01-MAR-2008 08:28:38	Dark	44.000	57	34Sig Sgr	2.0660	26000.	88	31380	No
90	GOM_NL__2PRFIN20080301_083146_000000422066_00264_31380_9760.N1	01-MAR-2008 08:31:46	Dark	42.000	38	20Eps Sgr	1.8360	11000.	84	31380	No
91	GOM_NL__2PRFIN20080301_083438_000000442066_00264_31380_9761.N1	01-MAR-2008 08:34:38	Dark	44.000	25	35Lam Sco	1.6200	28000.	88	31380	No
92	GOM_NL__2PRFIN20080301_083820_000000432066_00265_31381_9741.N1	01-MAR-2008 08:38:20	Dark	42.500	141	Bet Ara	2.8400	4600.0	85	31381	No
93	GOM_NL__2PRFIN20080301_084218_000000392066_00265_31381_9742.N1	01-MAR-2008 08:42:18	Dark	38.500	134	Bet TrA	2.8100	6600.0	77	31381	No
94	GOM_NL__2PRFIN20080301_084335_000000362066_00265_31381_9743.N1	01-MAR-2008 08:43:35	Dark	36.000	145	Gam TrA	2.8720	10600.	72	31381	No
95	GOM_NL__2PRFIN20080301_084454_000000512066_00265_31381_9744.N1	01-MAR-2008 08:44:54	Dark	51.000	4	Alp1Cen	-0.010000	5800.0	102	31381	No
96	GOM_NL__2PRFIN20080301_084613_000000482066_00265_31381_9745.N1	01-MAR-2008 08:46:13	Dark	47.500	10	Bet Cen	0.61000	28000.	95	31381	No
97	GOM_NL__2PRFIN20080301_084846_000000442066_00265_31381_9746.N1	01-MAR-2008 08:48:46	Dark	44.000	12	Alp1Cru	0.77500	30000.	88	31381	No
98	GOM_NL__2PRFIN20080301_085115_000000432066_00265_31381_9747.N1	01-MAR-2008 08:51:15	Dark	43.000	64	Gam Cen	2.2000	10600.	86	31381	No
99	GOM_NL__2PRFIN20080301_085417_000000402066_00265_31381_9748.N1	01-MAR-2008 08:54:17	Straylight	40.000	113	Mu Vel	2.6920	5000.0	80	31381	No
100	GOM_NL__2PRFIN20080301_090650_000000422066_00265_31381_9749.N1	01-MAR-2008 09:06:50	Twl_and_stray	42.000	48	30Alp Hya	1.9770	4100.0	84	31381	No
101	GOM_NL__2PRFIN20080301_091258_000000422066_00265_31381_9750.N1	01-MAR-2008 09:12:58	Bright	41.500	22	32Alp Leo	1.3600	15200.	83	31381	No

102	GOM_NL__2PRFIN20080301_091534_000000442066_00265_31381_9751.N1	01-MAR-2008 09:15:34	Bright	43.500	51	41Gam1Leo	2.0100	4500.0	87	31381	No
103	GOM_NL__2PRFIN20080301_092713_000000412066_00265_31381_9752.N1	01-MAR-2008 09:27:13	Bright	41.000	82	48Bet UMa	2.3650	10600.	82	31381	No
104	GOM_NL__2PRFIN20080301_092834_000000412066_00265_31381_9753.N1	01-MAR-2008 09:28:34	Bright	41.000	36	50Alp UMa	1.8000	6300.0	82	31381	No
105	GOM_NL__2PRFIN20080301_093449_000000362066_00265_31381_9754.N1	01-MAR-2008 09:34:49	Bright	36.000	49	1Alp UMi	1.9900	6300.0	72	31381	No
106	GOM_NL__2PRFIN20080301_094220_000000362066_00265_31381_9755.N1	01-MAR-2008 09:42:20	Bright	35.500	89	5Alp Cep	2.4510	8000.0	71	31381	No
107	GOM_NL__2PRFIN20080301_094726_000000342066_00265_31381_9756.N1	01-MAR-2008 09:47:26	Bright	34.000	19	50Alp Cyg	1.2460	10500.	68	31381	No
108	GOM_NL__2PRFIN20080301_094859_000000342066_00265_31381_9757.N1	01-MAR-2008 09:48:59	Bright	34.000	66	37Gam Cyg	2.2080	5900.0	68	31381	No
109	GOM_NL__2PRFIN20080301_095736_000000412066_00265_31381_9758.N1	01-MAR-2008 09:57:36	Bright	41.000	168	17Zet Aql	2.9860	11000.	82	31381	No
110	GOM_NL__2PRFIN20080301_100725_000000432066_00265_31381_9759.N1	01-MAR-2008 10:07:25	Dark	43.000	155	41Pi Sgr	2.9000	6600.0	86	31381	No
111	GOM_NL__2PRFIN20080301_100915_000000442066_00265_31381_9760.N1	01-MAR-2008 10:09:15	Dark	43.500	57	34Sig Sgr	2.0660	26000.	87	31381	No
112	GOM_NL__2PRFIN20080301_101222_000000412066_00265_31381_9761.N1	01-MAR-2008 10:12:22	Dark	41.000	38	20Eps Sgr	1.8360	11000.	82	31381	No
113	GOM_NL__2PRFIN20080301_101515_000000492066_00265_31381_9762.N1	01-MAR-2008 10:15:15	Dark	48.500	25	35Lam Sco	1.6200	28000.	97	31381	No
114	GOM_NL__2PRFIN20080301_101856_000000412066_00266_31382_9741.N1	01-MAR-2008 10:18:56	Dark	41.000	141	Bet Ara	2.8400	4600.0	82	31382	No
115	GOM_NL__2PRFIN20080301_102255_000000382066_00266_31382_9742.N1	01-MAR-2008 10:22:55	Dark	38.000	134	Bet TrA	2.8100	6600.0	76	31382	No
116	GOM_NL__2PRFIN20080301_102411_000000362066_00266_31382_9743.N1	01-MAR-2008 10:24:11	Dark	35.500	145	Gam TrA	2.8720	10600.	71	31382	No
117	GOM_NL__2PRFIN20080301_102531_000000532066_00266_31382_9744.N1	01-MAR-2008 10:25:31	Dark	52.500	4	Alp1Cen	-0.010000	5800.0	105	31382	No
118	GOM_NL__2PRFIN20080301_102650_000000432066_00266_31382_9745.N1	01-MAR-2008 10:26:50	Dark	42.500	10	Bet Cen	0.61000	28000.	85	31382	No
119	GOM_NL__2PRFIN20080301_102923_000000492066_00266_31382_9746.N1	01-MAR-2008 10:29:23	Dark	48.500	12	Alp1Cru	0.77500	30000.	97	31382	No
120	GOM_NL__2PRFIN20080301_103151_000000422066_00266_31382_9747.N1	01-MAR-2008 10:31:51	Dark	42.000	64	Gam Cen	2.2000	10600.	84	31382	No
121	GOM_NL__2PRFIN20080301_103454_000000412066_00266_31382_9748.N1	01-MAR-2008 10:34:54	Straylight	40.500	113	Mu Vel	2.6920	5000.0	81	31382	No
122	GOM_NL__2PRFIN20080301_104726_000000432066_00266_31382_9749.N1	01-MAR-2008 10:47:26	Tw_i_and_stray	43.000	48	30Alp Hya	1.9770	4100.0	86	31382	No
123	GOM_NL__2PRFIN20080301_105334_000000432066_00266_31382_9750.N1	01-MAR-2008 10:53:34	Bright	42.500	22	32Alp Leo	1.3600	15200.	85	31382	No
124	GOM_NL__2PRFIN20080301_105610_000000422066_00266_31382_9751.N1	01-MAR-2008 10:56:10	Bright	42.000	51	41Gam1Leo	2.0100	4500.0	84	31382	No
125	GOM_NL__2PRFIN20080301_110749_000000412066_00266_31382_9752.N1	01-MAR-2008 11:07:49	Bright	41.000	82	48Bet UMa	2.3650	10600.	82	31382	No
126	GOM_NL__2PRFIN20080301_110909_000000392066_00266_31382_9753.N1	01-MAR-2008 11:09:09	Bright	38.500	36	50Alp UMa	1.8000	6300.0	77	31382	No
127	GOM_NL__2PRFIN20080301_111525_000000362066_00266_31382_9754.N1	01-MAR-2008 11:15:25	Bright	35.500	49	1Alp UMi	1.9900	6300.0	71	31382	No
128	GOM_NL__2PRFIN20080301_112256_000000342066_00266_31382_9755.N1	01-MAR-2008 11:22:56	Bright	33.500	89	5Alp Cep	2.4510	8000.0	67	31382	No
129	GOM_NL__2PRFIN20080301_112801_000000342066_00266_31382_9756.N1	01-MAR-2008 11:28:01	Bright	34.000	19	50Alp Cyg	1.2460	10500.	68	31382	No
130	GOM_NL__2PRFIN20080301_112935_000000372066_00266_31382_9757.N1	01-MAR-2008 11:29:35	Bright	36.500	66	37Gam Cyg	2.2080	5900.0	73	31382	No
131	GOM_NL__2PRFIN20080301_113825_000000532066_00266_31382_9758.N1	01-MAR-2008 11:38:25	Bright	53.000	118	50Gam Aql	2.7180	4600.0	106	31382	No
132	GOM_NL__2PRFIN20080301_114802_000000412066_00266_31382_9759.N1	01-MAR-2008 11:48:02	Dark	41.000	155	41Pi Sgr	2.9000	6600.0	82	31382	No
133	GOM_NL__2PRFIN20080301_114951_000000422066_00266_31382_9760.N1	01-MAR-2008 11:49:51	Dark	41.500	57	34Sig Sgr	2.0660	26000.	83	31382	No
134	GOM_NL__2PRFIN20080301_115259_000000412066_00266_31382_9761.N1	01-MAR-2008 11:52:59	Dark	40.500	38	20Eps Sgr	1.8360	11000.	81	31382	No
135	GOM_NL__2PRFIN20080301_115552_000000452066_00266_31382_9762.N1	01-MAR-2008 11:55:52	Dark	44.500	25	35Lam Sco	1.6200	28000.	89	31382	No
136	GOM_NL__2PRFIN20080301_115933_000000402066_00267_31383_9741.N1	01-MAR-2008 11:59:33	Dark	39.500	141	Bet Ara	2.8400	4600.0	79	31383	No
137	GOM_NL__2PRFIN20080301_120331_000000392066_00267_31383_9742.N1	01-MAR-2008 12:03:31	Dark	39.000	134	Bet TrA	2.8100	6600.0	78	31383	No
138	GOM_NL__2PRFIN20080301_120447_000000372066_00267_31383_9743.N1	01-MAR-2008 12:04:47	Dark	37.000	145	Gam TrA	2.8720	10600.	74	31383	No
139	GOM_NL__2PRFIN20080301_120607_000000432066_00267_31383_9744.N1	01-MAR-2008 12:06:07	Dark	43.000	4	Alp1Cen	-0.010000	5800.0	86	31383	No
140	GOM_NL__2PRFIN20080301_120726_000000512066_00267_31383_9745.N1	01-MAR-2008 12:07:26	Dark	50.500	10	Bet Cen	0.61000	28000.	101	31383	No
141	GOM_NL__2PRFIN20080301_120959_000000492066_00267_31383_9746.N1	01-MAR-2008 12:09:59	Dark	48.500	12	Alp1Cru	0.77500	30000.	97	31383	No
142	GOM_NL__2PRFIN20080301_121227_000000432066_00267_31383_9747.N1	01-MAR-2008 12:12:27	Dark	43.000	64	Gam Cen	2.2000	10600.	86	31383	No
143	GOM_NL__2PRFIN20080301_121530_000000392066_00267_31383_9748.N1	01-MAR-2008 12:15:30	Straylight	39.000	113	Mu Vel	2.6920	5000.0	78	31383	No
144	GOM_NL__2PRFIN20080301_122802_000000462066_00267_31383_9749.N1	01-MAR-2008 12:28:02	Tw_i_and_stray	46.000	48	30Alp Hya	1.9770	4100.0	92	31383	No
145	GOM_NL__2PRFIN20080301_123409_000000422066_00267_31383_9750.N1	01-MAR-2008 12:34:09	Bright	42.000	22	32Alp Leo	1.3600	15200.	84	31383	No
146	GOM_NL__2PRFIN20080301_123645_000000432066_00267_31383_9751.N1	01-MAR-2008 12:36:45	Bright	42.500	51	41Gam1Leo	2.0100	4500.0	85	31383	No
147	GOM_NL__2PRFIN20080301_124824_000000412066_00267_31383_9752.N1	01-MAR-2008 12:48:24	Bright	40.500	82	48Bet UMa	2.3650	10600.	81	31383	No
148	GOM_NL__2PRFIN20080301_124945_000000432066_00267_31383_9753.N1	01-MAR-2008 12:49:45	Bright	42.500	36	50Alp UMa	1.8000	6300.0	85	31383	No
149	GOM_NL__2PRFIN20080301_125601_000000342066_00267_31383_9754.N1	01-MAR-2008 12:56:01	Bright	33.500	49	1Alp UMi	1.9900	6300.0	67	31383	No
150	GOM_NL__2PRFIN20080301_130332_000000352066_00267_31383_9755.N1	01-MAR-2008 13:03:32	Bright	35.000	89	5Alp Cep	2.4510	8000.0	70	31383	No
151	GOM_NL__2PRFIN20080301_130838_000000342066_00267_31383_9756.N1	01-MAR-2008 13:08:38	Bright	33.500	19	50Alp Cyg	1.2460	10500.	67	31383	No
152	GOM_NL__2PRFIN20080301_131011_000000362066_00267_31383_9757.N1	01-MAR-2008 13:10:11	Bright	36.000	66	37Gam Cyg	2.2080	5900.0	72	31383	No
153	GOM_NL__2PRFIN20080301_131901_000000372066_00267_31383_9758.N1	01-MAR-2008 13:19:01	Bright	37.000	118	50Gam Aql	2.7180	4600.0	74	31383	No
154	GOM_NL__2PRFIN20080301_132838_000000442066_00267_31383_9759.N1	01-MAR-2008 13:28:38	Dark	43.500	155	41Pi Sgr	2.9000	6600.0	87	31383	No
155	GOM_NL__2PRFIN20080301_133028_000000422066_00267_31383_9760.N1	01-MAR-2008 13:30:28	Dark	41.500	57	34Sig Sgr	2.0660	26000.	83	31383	No
156	GOM_NL__2PRFIN20080301_133335_000000462066_00267_31383_9761.N1	01-MAR-2008 13:33:35	Dark	45.500	38	20Eps Sgr	1.8360	11000.	91	31383	No
157	GOM_NL__2PRFIN20080301_133629_000000442066_00267_31383_9762.N1	01-MAR-2008 13:36:29	Dark	43.500	25	35Lam Sco	1.6200	28000.	87	31383	No
158	GOM_NL__2PRFIN20080301_134009_000000402066_00268_31384_9741.N1	01-MAR-2008 13:40:09	Dark	40.000	141	Bet Ara	2.8400	4600.0	80	31384	No
159	GOM_NL__2PRFIN20080301_134408_000000392066_00268_31384_9742.N1	01-MAR-2008 13:44:08	Dark	38.500	134	Bet TrA	2.8100	6600.0	77	31384	No
160	GOM_NL__2PRFIN20080301_134524_000000382066_00268_31384_9743.N1	01-MAR-2008 13:45:24	Dark	38.000	145	Gam TrA	2.8720	10600.	76	31384	No



161	GOM_NL__2PRFIN20080301_134644_000000552066_00268_31384_9744.N1	01-MAR-2008 13:46:44	Dark	55.000	4	Alp1Cen	-0.010000	5800.0	110	31384	No
162	GOM_NL__2PRFIN20080301_134803_000000422066_00268_31384_9745.N1	01-MAR-2008 13:48:03	Dark	42.000	10	Bet Cen	0.61000	28000.	84	31384	No
163	GOM_NL__2PRFIN20080301_135035_000000392066_00268_31384_9746.N1	01-MAR-2008 13:50:35	Dark	38.500	12	Alp1Cru	0.77500	30000.	77	31384	No
164	GOM_NL__2PRFIN20080301_135304_000000442066_00268_31384_9747.N1	01-MAR-2008 13:53:04	Dark	44.000	64	Gam Cen	2.2000	10600.	88	31384	No
165	GOM_NL__2PRFIN20080301_135606_000000382066_00268_31384_9748.N1	01-MAR-2008 13:56:06	Straylight	38.000	113	Mu Vel	2.6920	5000.0	76	31384	No
166	GOM_NL__2PRFIN20080301_140838_000000462066_00268_31384_9749.N1	01-MAR-2008 14:08:38	Twilight_stray	45.500	48	30Alp Hya	1.9770	4100.0	91	31384	No
167	GOM_NL__2PRFIN20080301_141445_000000412066_00268_31384_9750.N1	01-MAR-2008 14:14:45	Bright	41.000	22	32Alp Leo	1.3600	15200.	82	31384	No
168	GOM_NL__2PRFIN20080301_141721_000000432066_00268_31384_9751.N1	01-MAR-2008 14:17:21	Bright	43.000	51	41Gam1Leo	2.0100	4500.0	86	31384	No
169	GOM_NL__2PRFIN20080301_142900_000000412066_00268_31384_9752.N1	01-MAR-2008 14:29:00	Bright	40.500	82	48Bet UMa	2.3650	10600.	81	31384	No
170	GOM_NL__2PRFIN20080301_143020_000000412066_00268_31384_9753.N1	01-MAR-2008 14:30:20	Bright	41.000	36	50Alp UMa	1.8000	6300.0	82	31384	No
171	GOM_NL__2PRFIN20080301_143637_000000342066_00268_31384_9754.N1	01-MAR-2008 14:36:37	Bright	34.000	49	1Alp UMi	1.9900	6300.0	68	31384	No
172	GOM_NL__2PRFIN20080301_144408_000000352066_00268_31384_9755.N1	01-MAR-2008 14:44:08	Bright	35.000	89	5Alp Cep	2.4510	8000.0	70	31384	No
173	GOM_NL__2PRFIN20080301_144914_000000362066_00268_31384_9756.N1	01-MAR-2008 14:49:14	Bright	36.000	19	50Alp Cyg	1.2460	10500.	72	31384	No
174	GOM_NL__2PRFIN20080301_145048_000000342066_00268_31384_9757.N1	01-MAR-2008 14:50:48	Bright	34.000	66	37Gam Cyg	2.2080	5900.0	68	31384	No
175	GOM_NL__2PRFIN20080301_145925_000000402066_00268_31384_9758.N1	01-MAR-2008 14:59:25	Bright	40.000	168	17Zet Aql	2.9860	11000.	80	31384	No
176	GOM_NL__2PRFIN20080301_150914_000000402066_00268_31384_9759.N1	01-MAR-2008 15:09:14	Dark	39.500	155	41Pi Sgr	2.9000	6600.0	79	31384	No
177	GOM_NL__2PRFIN20080301_151104_000000392066_00268_31384_9760.N1	01-MAR-2008 15:11:04	Dark	39.000	57	34Sig Sgr	2.0660	26000.	78	31384	No
178	GOM_NL__2PRFIN20080301_151412_000000412066_00268_31384_9761.N1	01-MAR-2008 15:14:12	Dark	41.000	38	20Eps Sgr	1.8360	11000.	82	31384	No
179	GOM_NL__2PRFIN20080301_151705_000000452066_00268_31384_9762.N1	01-MAR-2008 15:17:05	Dark	45.000	25	35Lam Sco	1.6200	28000.	90	31384	No
180	GOM_NL__2PRFIN20080301_152046_000000422066_00269_31385_9741.N1	01-MAR-2008 15:20:46	Dark	41.500	141	Bet Ara	2.8400	4600.0	83	31385	No
181	GOM_NL__2PRFIN20080301_152444_000000392066_00269_31385_9742.N1	01-MAR-2008 15:24:44	Dark	38.500	134	Bet TrA	2.8100	6600.0	77	31385	No
182	GOM_NL__2PRFIN20080301_152600_000000362066_00269_31385_9743.N1	01-MAR-2008 15:26:00	Dark	35.500	145	Gam TrA	2.8720	10600.	71	31385	No
183	GOM_NL__2PRFIN20080301_152720_000000442066_00269_31385_9744.N1	01-MAR-2008 15:27:20	Dark	44.000	4	Alp1Cen	-0.010000	5800.0	88	31385	No
184	GOM_NL__2PRFIN20080301_152839_000000442066_00269_31385_9745.N1	01-MAR-2008 15:28:39	Dark	44.000	10	Bet Cen	0.61000	28000.	88	31385	No
185	GOM_NL__2PRFIN20080301_153112_000000502066_00269_31385_9746.N1	01-MAR-2008 15:31:12	Dark	49.500	12	Alp1Cru	0.77500	30000.	99	31385	No
186	GOM_NL__2PRFIN20080301_153341_000000502066_00269_31385_9747.N1	01-MAR-2008 15:33:41	Dark	49.500	64	Gam Cen	2.2000	10600.	99	31385	No
187	GOM_NL__2PRFIN20080301_153642_000000442066_00269_31385_9748.N1	01-MAR-2008 15:36:42	Straylight	43.500	113	Mu Vel	2.6920	5000.0	87	31385	No
188	GOM_NL__2PRFIN20080301_154914_000000472066_00269_31385_9749.N1	01-MAR-2008 15:49:14	Twilight_stray	46.500	48	30Alp Hya	1.9770	4100.0	93	31385	No
189	GOM_NL__2PRFIN20080301_155521_000000412066_00269_31385_9750.N1	01-MAR-2008 15:55:21	Bright	41.000	22	32Alp Leo	1.3600	15200.	82	31385	No
190	GOM_NL__2PRFIN20080301_155757_000000422066_00269_31385_9751.N1	01-MAR-2008 15:57:57	Bright	42.000	51	41Gam1Leo	2.0100	4500.0	84	31385	No
191	GOM_NL__2PRFIN20080301_160935_000000412066_00269_31385_9752.N1	01-MAR-2008 16:09:35	Bright	40.500	82	48Bet UMa	2.3650	10600.	81	31385	No
192	GOM_NL__2PRFIN20080301_161056_000000422066_00269_31385_9753.N1	01-MAR-2008 16:10:56	Bright	42.000	36	50Alp UMa	1.8000	6300.0	84	31385	No
193	GOM_NL__2PRFIN20080301_161713_000000332066_00269_31385_9754.N1	01-MAR-2008 16:17:13	Bright	32.500	49	1Alp UMi	1.9900	6300.0	65	31385	No
194	GOM_NL__2PRFIN20080301_162444_000000372066_00269_31385_9755.N1	01-MAR-2008 16:24:44	Bright	36.500	89	5Alp Cep	2.4510	8000.0	73	31385	No
195	GOM_NL__2PRFIN20080301_162950_000000372066_00269_31385_9756.N1	01-MAR-2008 16:29:50	Bright	36.500	19	50Alp Cyg	1.2460	10500.	73	31385	No
196	GOM_NL__2PRFIN20080301_163124_000000352066_00269_31385_9757.N1	01-MAR-2008 16:31:24	Bright	35.000	66	37Gam Cyg	2.2080	5900.0	70	31385	No
197	GOM_NL__2PRFIN20080301_164001_000000412066_00269_31385_9758.N1	01-MAR-2008 16:40:01	Bright	40.500	168	17Zet Aql	2.9860	11000.	81	31385	No
198	GOM_NL__2PRFIN20080301_164951_000000442066_00269_31385_9759.N1	01-MAR-2008 16:49:51	Dark	43.500	155	41Pi Sgr	2.9000	6600.0	87	31385	No
199	GOM_NL__2PRFIN20080301_165141_000000402066_00269_31385_9760.N1	01-MAR-2008 16:51:41	Dark	40.000	57	34Sig Sgr	2.0660	26000.	80	31385	No
200	GOM_NL__2PRFIN20080301_165449_000000402066_00269_31385_9761.N1	01-MAR-2008 16:54:49	Dark	39.500	38	20Eps Sgr	1.8360	11000.	79	31385	No
201	GOM_NL__2PRFIN20080301_165742_000000442066_00269_31385_9762.N1	01-MAR-2008 16:57:42	Dark	43.500	25	35Lam Sco	1.6200	28000.	87	31385	No
202	GOM_NL__2PRFIN20080301_170122_000000512066_00270_31386_9741.N1	01-MAR-2008 17:01:22	Dark	50.500	141	Bet Ara	2.8400	4600.0	101	31386	No
203	GOM_NL__2PRFIN20080301_170521_000000382066_00270_31386_9742.N1	01-MAR-2008 17:05:21	Dark	38.000	134	Bet TrA	2.8100	6600.0	76	31386	No
204	GOM_NL__2PRFIN20080301_170637_000000362066_00270_31386_9743.N1	01-MAR-2008 17:06:37	Dark	36.000	145	Gam TrA	2.8720	10600.	72	31386	No
205	GOM_NL__2PRFIN20080301_170757_000000442066_00270_31386_9744.N1	01-MAR-2008 17:07:57	Dark	43.500	4	Alp1Cen	-0.010000	5800.0	87	31386	No
206	GOM_NL__2PRFIN20080301_170916_000000432066_00270_31386_9745.N1	01-MAR-2008 17:09:16	Dark	43.000	10	Bet Cen	0.61000	28000.	86	31386	No
207	GOM_NL__2PRFIN20080301_171148_000000392066_00270_31386_9746.N1	01-MAR-2008 17:11:48	Dark	38.500	12	Alp1Cru	0.77500	30000.	77	31386	No
208	GOM_NL__2PRFIN20080301_171417_000000432066_00270_31386_9747.N1	01-MAR-2008 17:14:17	Dark	42.500	64	Gam Cen	2.2000	10600.	85	31386	No
209	GOM_NL__2PRFIN20080301_171719_000000432066_00270_31386_9748.N1	01-MAR-2008 17:17:19	Straylight	43.000	113	Mu Vel	2.6920	5000.0	86	31386	No
210	GOM_NL__2PRFIN20080301_172950_000000442066_00270_31386_9749.N1	01-MAR-2008 17:29:50	Twilight_stray	43.500	48	30Alp Hya	1.9770	4100.0	87	31386	No
211	GOM_NL__2PRFIN20080301_173557_000000422066_00270_31386_9750.N1	01-MAR-2008 17:35:57	Bright	42.000	22	32Alp Leo	1.3600	15200.	84	31386	No
212	GOM_NL__2PRFIN20080301_173832_000000442066_00270_31386_9751.N1	01-MAR-2008 17:38:32	Bright	43.500	51	41Gam1Leo	2.0100	4500.0	87	31386	No
213	GOM_NL__2PRFIN20080301_175011_000000392066_00270_31386_9752.N1	01-MAR-2008 17:50:11	Bright	38.500	82	48Bet UMa	2.3650	10600.	77	31386	No
214	GOM_NL__2PRFIN20080301_175132_000000412066_00270_31386_9753.N1	01-MAR-2008 17:51:32	Bright	41.000	36	50Alp UMa	1.8000	6300.0	82	31386	No
215	GOM_NL__2PRFIN20080301_175749_000000362066_00270_31386_9754.N1	01-MAR-2008 17:57:49	Bright	36.000	49	1Alp UMi	1.9900	6300.0	72	31386	No
216	GOM_NL__2PRFIN20080301_180520_000000362066_00270_31386_9755.N1	01-MAR-2008 18:05:20	Bright	36.000	89	5Alp Cep	2.4510	8000.0	72	31386	No
217	GOM_NL__2PRFIN20080301_181026_000000332066_00270_31386_9756.N1	01-MAR-2008 18:10:26	Bright	33.000	19	50Alp Cyg	1.2460	10500.	66	31386	No
218	GOM_NL__2PRFIN20080301_181200_000000362066_00270_31386_9757.N1	01-MAR-2008 18:12:00	Bright	35.500	66	37Gam Cyg	2.2080	5900.0	71	31386	No
219	GOM_NL__2PRFIN20080301_182038_000000582066_00270_31386_9758.N1	01-MAR-2008 18:20:38	Bright	58.000	168	17Zet Aql	2.9860	11000.	116	31386	No

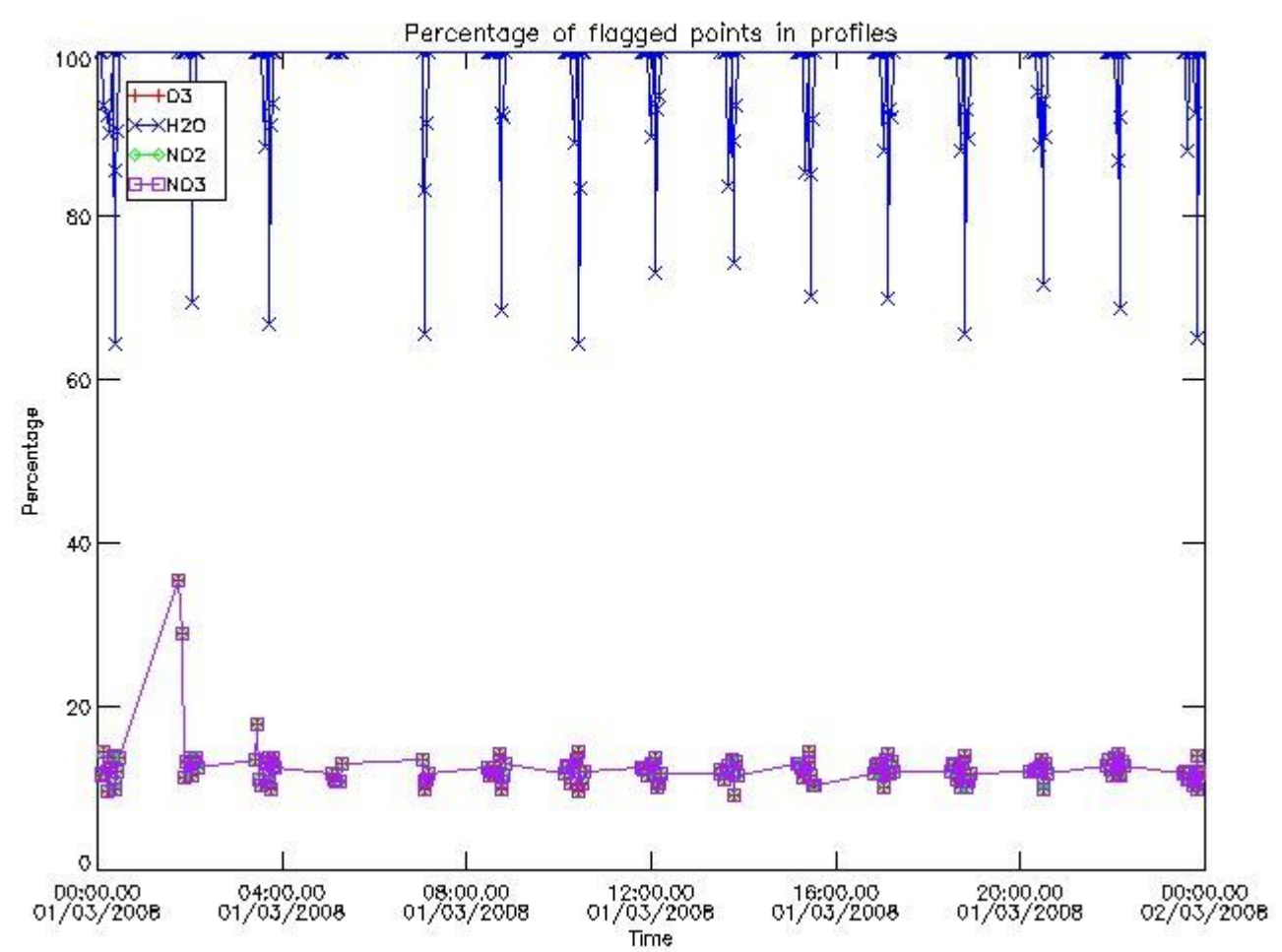
220	GOM_NL__2PRFIN20080301_183027_000000422066_00270_31386_9759.N1	01-MAR-2008 18:30:27	Dark	42.000	155	41Pi Sgr	2.9000	6600.0	84	31386	No
221	GOM_NL__2PRFIN20080301_183217_000000432066_00270_31386_9760.N1	01-MAR-2008 18:32:17	Dark	43.000	57	34Sig Sgr	2.0660	26000.	86	31386	No
222	GOM_NL__2PRFIN20080301_183525_000000402066_00270_31386_9761.N1	01-MAR-2008 18:35:25	Dark	40.000	38	20Eps Sgr	1.8360	11000.	80	31386	No
223	GOM_NL__2PRFIN20080301_183819_000000462066_00270_31386_9762.N1	01-MAR-2008 18:38:19	Dark	45.500	25	35Lam Sco	1.6200	28000.	91	31386	No
224	GOM_NL__2PRFIN20080301_184159_000000502066_00271_31387_9741.N1	01-MAR-2008 18:41:59	Dark	50.000	141	Bet Ara	2.8400	4600.0	100	31387	No
225	GOM_NL__2PRFIN20080301_184557_000000392066_00271_31387_9742.N1	01-MAR-2008 18:45:57	Dark	39.000	134	Bet TrA	2.8100	6600.0	78	31387	No
226	GOM_NL__2PRFIN20080301_184713_000000372066_00271_31387_9743.N1	01-MAR-2008 18:47:13	Dark	36.500	145	Gam TrA	2.8720	10600.	73	31387	No
227	GOM_NL__2PRFIN20080301_184833_000000472066_00271_31387_9744.N1	01-MAR-2008 18:48:33	Dark	47.000	4	Alp1Cen	-0.010000	5800.0	94	31387	No
228	GOM_NL__2PRFIN20080301_184952_000000502066_00271_31387_9745.N1	01-MAR-2008 18:49:52	Dark	50.000	10	Bet Cen	0.61000	28000.	100	31387	No
229	GOM_NL__2PRFIN20080301_185225_000000482066_00271_31387_9746.N1	01-MAR-2008 18:52:25	Dark	47.500	12	Alp1Cru	0.77500	30000.	95	31387	No
230	GOM_NL__2PRFIN20080301_185454_000000432066_00271_31387_9747.N1	01-MAR-2008 18:54:54	Dark	43.000	64	Gam Cen	2.2000	10600.	86	31387	No
231	GOM_NL__2PRFIN20080301_185755_000000432066_00271_31387_9748.N1	01-MAR-2008 18:57:55	Straylight	42.500	113	Mu Vel	2.6920	5000.0	85	31387	No
232	GOM_NL__2PRFIN20080301_191026_000000452066_00271_31387_9749.N1	01-MAR-2008 19:10:26	Tw_i_and_stray	45.000	48	30Alp Hya	1.9770	4100.0	90	31387	No
233	GOM_NL__2PRFIN20080301_191633_000000412066_00271_31387_9750.N1	01-MAR-2008 19:16:33	Bright	40.500	22	32Alp Leo	1.3600	15200.	81	31387	No
234	GOM_NL__2PRFIN20080301_191908_000000432066_00271_31387_9751.N1	01-MAR-2008 19:19:08	Bright	43.000	51	41Gam1Leo	2.0100	4500.0	86	31387	No
235	GOM_NL__2PRFIN20080301_193046_000000422066_00271_31387_9752.N1	01-MAR-2008 19:30:46	Bright	41.500	82	48Bet UMa	2.3650	10600.	83	31387	No
236	GOM_NL__2PRFIN20080301_193207_000000422066_00271_31387_9753.N1	01-MAR-2008 19:32:07	Bright	41.500	36	50Alp UMa	1.8000	6300.0	83	31387	No
237	GOM_NL__2PRFIN20080301_193825_000000362066_00271_31387_9754.N1	01-MAR-2008 19:38:25	Bright	35.500	49	1Alp UMi	1.9900	6300.0	71	31387	No
238	GOM_NL__2PRFIN20080301_194556_000000332066_00271_31387_9755.N1	01-MAR-2008 19:45:56	Bright	33.000	89	5Alp Cep	2.4510	8000.0	66	31387	No
239	GOM_NL__2PRFIN20080301_195102_000000352066_00271_31387_9756.N1	01-MAR-2008 19:51:02	Bright	34.500	19	50Alp Cyg	1.2460	10500.	69	31387	No
240	GOM_NL__2PRFIN20080301_195236_000000332066_00271_31387_9757.N1	01-MAR-2008 19:52:36	Bright	33.000	66	37Gam Cyg	2.2080	5900.0	66	31387	No
241	GOM_NL__2PRFIN20080301_200114_000000382066_00271_31387_9758.N1	01-MAR-2008 20:01:14	Bright	38.000	168	17Zet Aql	2.9860	11000.	76	31387	No
242	GOM_NL__2PRFIN20080301_201104_000000422066_00271_31387_9759.N1	01-MAR-2008 20:11:04	Dark	42.000	155	41Pi Sgr	2.9000	6600.0	84	31387	No
243	GOM_NL__2PRFIN20080301_201254_000000432066_00271_31387_9760.N1	01-MAR-2008 20:12:54	Dark	42.500	57	34Sig Sgr	2.0660	26000.	85	31387	No
244	GOM_NL__2PRFIN20080301_201602_000000432066_00271_31387_9761.N1	01-MAR-2008 20:16:02	Dark	42.500	38	20Eps Sgr	1.8360	11000.	85	31387	No
245	GOM_NL__2PRFIN20080301_201856_000000462066_00271_31387_9762.N1	01-MAR-2008 20:18:56	Dark	45.500	25	35Lam Sco	1.6200	28000.	91	31387	No
246	GOM_NL__2PRFIN20080301_202235_000000422066_00272_31388_9741.N1	01-MAR-2008 20:22:35	Dark	41.500	141	Bet Ara	2.8400	4600.0	83	31388	No
247	GOM_NL__2PRFIN20080301_202539_000000412066_00272_31388_9742.N1	01-MAR-2008 20:25:39	Dark	40.500	43	Alp TrA	1.9100	4250.0	81	31388	No
248	GOM_NL__2PRFIN20080301_202749_000000382066_00272_31388_9743.N1	01-MAR-2008 20:27:49	Dark	37.500	145	Gam TrA	2.8720	10600.	75	31388	No
249	GOM_NL__2PRFIN20080301_202910_000000482066_00272_31388_9744.N1	01-MAR-2008 20:29:10	Dark	48.000	4	Alp1Cen	-0.010000	5800.0	96	31388	No
250	GOM_NL__2PRFIN20080301_203029_000000512066_00272_31388_9745.N1	01-MAR-2008 20:30:29	Dark	51.000	10	Bet Cen	0.61000	28000.	102	31388	No
251	GOM_NL__2PRFIN20080301_203301_000000392066_00272_31388_9746.N1	01-MAR-2008 20:33:01	Dark	39.000	12	Alp1Cru	0.77500	30000.	78	31388	No
252	GOM_NL__2PRFIN20080301_203530_000000442066_00272_31388_9747.N1	01-MAR-2008 20:35:30	Dark	43.500	64	Gam Cen	2.2000	10600.	87	31388	No
253	GOM_NL__2PRFIN20080301_203831_000000412066_00272_31388_9748.N1	01-MAR-2008 20:38:31	Straylight	40.500	113	Mu Vel	2.6920	5000.0	81	31388	No
254	GOM_NL__2PRFIN20080301_205102_000000472066_00272_31388_9749.N1	01-MAR-2008 20:51:02	Tw_i_and_stray	46.500	48	30Alp Hya	1.9770	4100.0	93	31388	No
255	GOM_NL__2PRFIN20080301_205709_000000402066_00272_31388_9750.N1	01-MAR-2008 20:57:09	Bright	40.000	22	32Alp Leo	1.3600	15200.	80	31388	No
256	GOM_NL__2PRFIN20080301_205944_000000432066_00272_31388_9751.N1	01-MAR-2008 20:59:44	Bright	42.500	51	41Gam1Leo	2.0100	4500.0	85	31388	No
257	GOM_NL__2PRFIN20080301_211122_000000412066_00272_31388_9752.N1	01-MAR-2008 21:11:22	Bright	40.500	82	48Bet UMa	2.3650	10600.	81	31388	No
258	GOM_NL__2PRFIN20080301_211243_000000412066_00272_31388_9753.N1	01-MAR-2008 21:12:43	Bright	41.000	36	50Alp UMa	1.8000	6300.0	82	31388	No
259	GOM_NL__2PRFIN20080301_211901_000000382066_00272_31388_9754.N1	01-MAR-2008 21:19:01	Bright	37.500	49	1Alp UMi	1.9900	6300.0	75	31388	No
260	GOM_NL__2PRFIN20080301_212633_000000362066_00272_31388_9755.N1	01-MAR-2008 21:26:33	Bright	35.500	89	5Alp Cep	2.4510	8000.0	71	31388	No
261	GOM_NL__2PRFIN20080301_213138_000000372066_00272_31388_9756.N1	01-MAR-2008 21:31:38	Bright	36.500	19	50Alp Cyg	1.2460	10500.	73	31388	No
262	GOM_NL__2PRFIN20080301_213312_000000342066_00272_31388_9757.N1	01-MAR-2008 21:33:12	Bright	34.000	66	37Gam Cyg	2.2080	5900.0	68	31388	No
263	GOM_NL__2PRFIN20080301_214150_000000382066_00272_31388_9758.N1	01-MAR-2008 21:41:50	Bright	37.500	168	17Zet Aql	2.9860	11000.	75	31388	No
264	GOM_NL__2PRFIN20080301_215140_000000402066_00272_31388_9759.N1	01-MAR-2008 21:51:40	Dark	40.000	155	41Pi Sgr	2.9000	6600.0	80	31388	No
265	GOM_NL__2PRFIN20080301_215330_000000422066_00272_31388_9760.N1	01-MAR-2008 21:53:30	Dark	41.500	57	34Sig Sgr	2.0660	26000.	83	31388	No
266	GOM_NL__2PRFIN20080301_215638_000000422066_00272_31388_9761.N1	01-MAR-2008 21:56:38	Dark	41.500	38	20Eps Sgr	1.8360	11000.	83	31388	No
267	GOM_NL__2PRFIN20080301_215933_000000452066_00272_31388_9762.N1	01-MAR-2008 21:59:33	Dark	44.500	25	35Lam Sco	1.6200	28000.	89	31388	No
268	GOM_NL__2PRFIN20080301_220312_000000412066_00273_31389_9741.N1	01-MAR-2008 22:03:12	Dark	40.500	141	Bet Ara	2.8400	4600.0	81	31389	No
269	GOM_NL__2PRFIN20080301_220615_000000392066_00273_31389_9742.N1	01-MAR-2008 22:06:15	Dark	38.500	43	Alp TrA	1.9100	4250.0	77	31389	No
270	GOM_NL__2PRFIN20080301_220826_000000362066_00273_31389_9743.N1	01-MAR-2008 22:08:26	Dark	36.000	145	Gam TrA	2.8720	10600.	72	31389	No
271	GOM_NL__2PRFIN20080301_220946_000000442066_00273_31389_9744.N1	01-MAR-2008 22:09:46	Dark	43.500	4	Alp1Cen	-0.010000	5800.0	87	31389	No
272	GOM_NL__2PRFIN20080301_221105_000000442066_00273_31389_9745.N1	01-MAR-2008 22:11:05	Dark	44.000	10	Bet Cen	0.61000	28000.	88	31389	No
273	GOM_NL__2PRFIN20080301_221337_000000392066_00273_31389_9746.N1	01-MAR-2008 22:13:37	Dark	38.500	12	Alp1Cru	0.77500	30000.	77	31389	No
274	GOM_NL__2PRFIN20080301_221607_000000442066_00273_31389_9747.N1	01-MAR-2008 22:16:07	Dark	43.500	64	Gam Cen	2.2000	10600.	87	31389	No
275	GOM_NL__2PRFIN20080301_221907_000000432066_00273_31389_9748.N1	01-MAR-2008 22:19:07	Straylight	42.500	113	Mu Vel	2.6920	5000.0	85	31389	No
276	GOM_NL__2PRFIN20080301_223138_000000432066_00273_31389_9749.N1	01-MAR-2008 22:31:38	Tw_i_and_stray	42.500	48	30Alp Hya	1.9770	4100.0	85	31389	No
277	GOM_NL__2PRFIN20080301_223744_000000422066_00273_31389_9750.N1	01-MAR-2008 22:37:44	Bright	42.000	22	32Alp Leo	1.3600	15200.	84	31389	No
278	GOM_NL__2PRFIN20080301_224020_000000422066_00273_31389_9751.N1	01-MAR-2008 22:40:20	Bright	42.000	51	41Gam1Leo	2.0100	4500.0	84	31389	No

279	GOM_NL__2PRFIN20080301_225157_000000392066_00273_31389_9752.N1	01-MAR-2008 22:51:57	Bright	39.000	82	48Bet UMa	2.3650	10600.	78	31389	No
280	GOM_NL__2PRFIN20080301_225318_000000422066_00273_31389_9753.N1	01-MAR-2008 22:53:18	Bright	41.500	36	50Alp UMa	1.8000	6300.0	83	31389	No
281	GOM_NL__2PRFIN20080301_225937_000000362066_00273_31389_9754.N1	01-MAR-2008 22:59:37	Bright	36.000	49	1Alp UMi	1.9900	6300.0	72	31389	No
282	GOM_NL__2PRFIN20080301_230708_000000362066_00273_31389_9755.N1	01-MAR-2008 23:07:08	Bright	35.500	89	5Alp Cep	2.4510	8000.0	71	31389	No
283	GOM_NL__2PRFIN20080301_231214_000000352066_00273_31389_9756.N1	01-MAR-2008 23:12:14	Bright	34.500	19	50Alp Cyg	1.2460	10500.	69	31389	No
284	GOM_NL__2PRFIN20080301_231348_000000342066_00273_31389_9757.N1	01-MAR-2008 23:13:48	Bright	33.500	66	37Gam Cyg	2.2080	5900.0	67	31389	No
285	GOM_NL__2PRFIN20080301_232226_000000402066_00273_31389_9758.N1	01-MAR-2008 23:22:26	Bright	40.000	168	17Zet Aql	2.9860	11000.	80	31389	No
286	GOM_NL__2PRFIN20080301_233217_000000442066_00273_31389_9759.N1	01-MAR-2008 23:32:17	Dark	43.500	155	41Pi Sgr	2.9000	6600.0	87	31389	No
287	GOM_NL__2PRFIN20080301_233407_000000432066_00273_31389_9760.N1	01-MAR-2008 23:34:07	Dark	42.500	57	34Sig Sgr	2.0660	26000.	85	31389	No
288	GOM_NL__2PRFIN20080301_233715_000000462066_00273_31389_9761.N1	01-MAR-2008 23:37:15	Dark	46.000	38	20Eps Sgr	1.8360	11000.	92	31389	No
289	GOM_NL__2PRFIN20080301_234009_000000462066_00273_31389_9762.N1	01-MAR-2008 23:40:09	Dark	45.500	25	35Lam Sco	1.6200	28000.	91	31389	No
290	GOM_NL__2PRFIN20080301_234348_000000492066_00274_31390_9741.N1	01-MAR-2008 23:43:48	Dark	49.000	141	Bet Ara	2.8400	4600.0	98	31390	No
291	GOM_NL__2PRFIN20080301_234652_000000482066_00274_31390_9742.N1	01-MAR-2008 23:46:52	Dark	47.500	43	Alp TrA	1.9100	4250.0	95	31390	No
292	GOM_NL__2PRFIN20080301_234902_000000372066_00274_31390_9743.N1	01-MAR-2008 23:49:02	Dark	36.500	145	Gam TrA	2.8720	10600.	73	31390	No
293	GOM_NL__2PRFIN20080301_235023_000000522066_00274_31390_9744.N1	01-MAR-2008 23:50:23	Dark	52.000	4	Alp1Cen	-0.010000	5800.0	104	31390	No
294	GOM_NL__2PRFIN20080301_235142_000000422066_00274_31390_9745.N1	01-MAR-2008 23:51:42	Dark	42.000	10	Bet Cen	0.61000	28000.	84	31390	No
295	GOM_NL__2PRFIN20080301_235413_000000432066_00274_31390_9746.N1	01-MAR-2008 23:54:13	Dark	43.000	12	Alp1Cru	0.77500	30000.	86	31390	No
296	GOM_NL__2PRFIN20080301_235643_000000442066_00274_31390_9747.N1	01-MAR-2008 23:56:43	Dark	43.500	64	Gam Cen	2.2000	10600.	87	31390	No
297	GOM_NL__2PRFIN20080301_235943_000000402066_00274_31390_9748.N1	01-MAR-2008 23:59:43	Straylight	40.000	113	Mu Vel	2.6920	5000.0	80	31390	No

### *3. Quality information per product*

In this section it is plotted some information contained in the Quality Summary data set of the level 2 products. Only products in dark limb conditions and without errors (error flag in the MPH set to "0") are used.

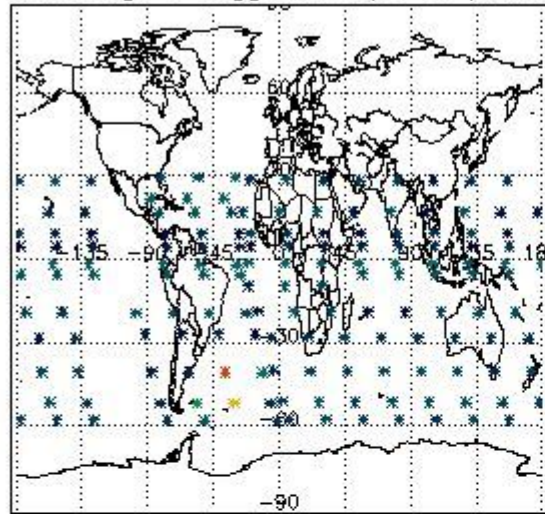
#### *3.1 Plot quality information per product (time dependant)*



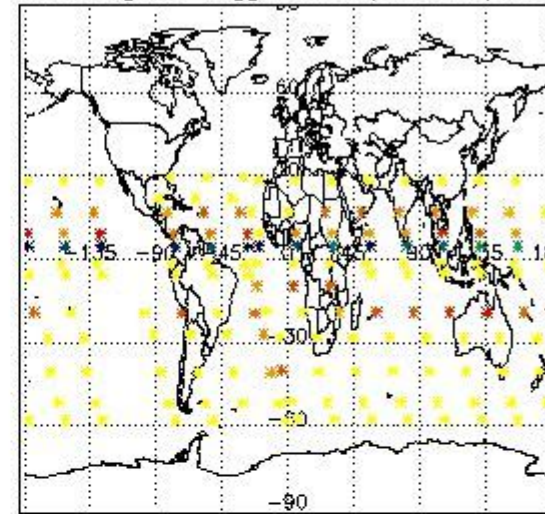
3.2 Plot quality information per product (world map)



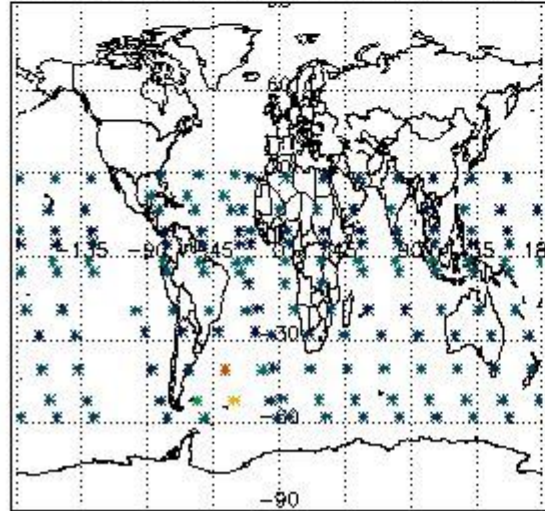
Percentage of flagged data per O3 profile



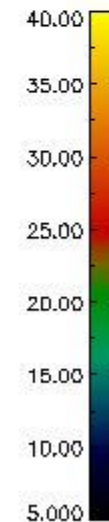
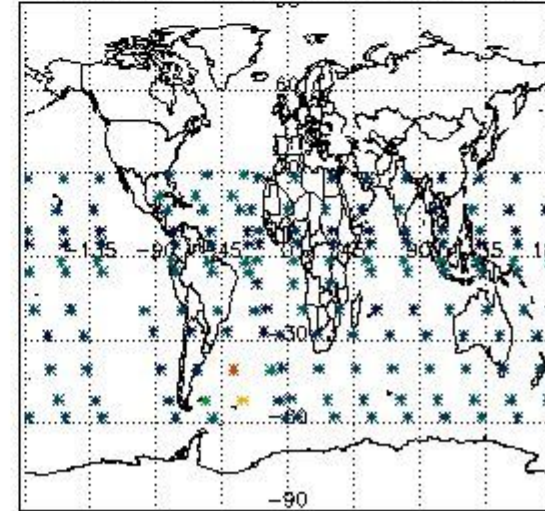
Percentage of flagged data per H2O profile



Percentage of flagged data per NO2 profile



Percentage of flagged data per NO3 profile

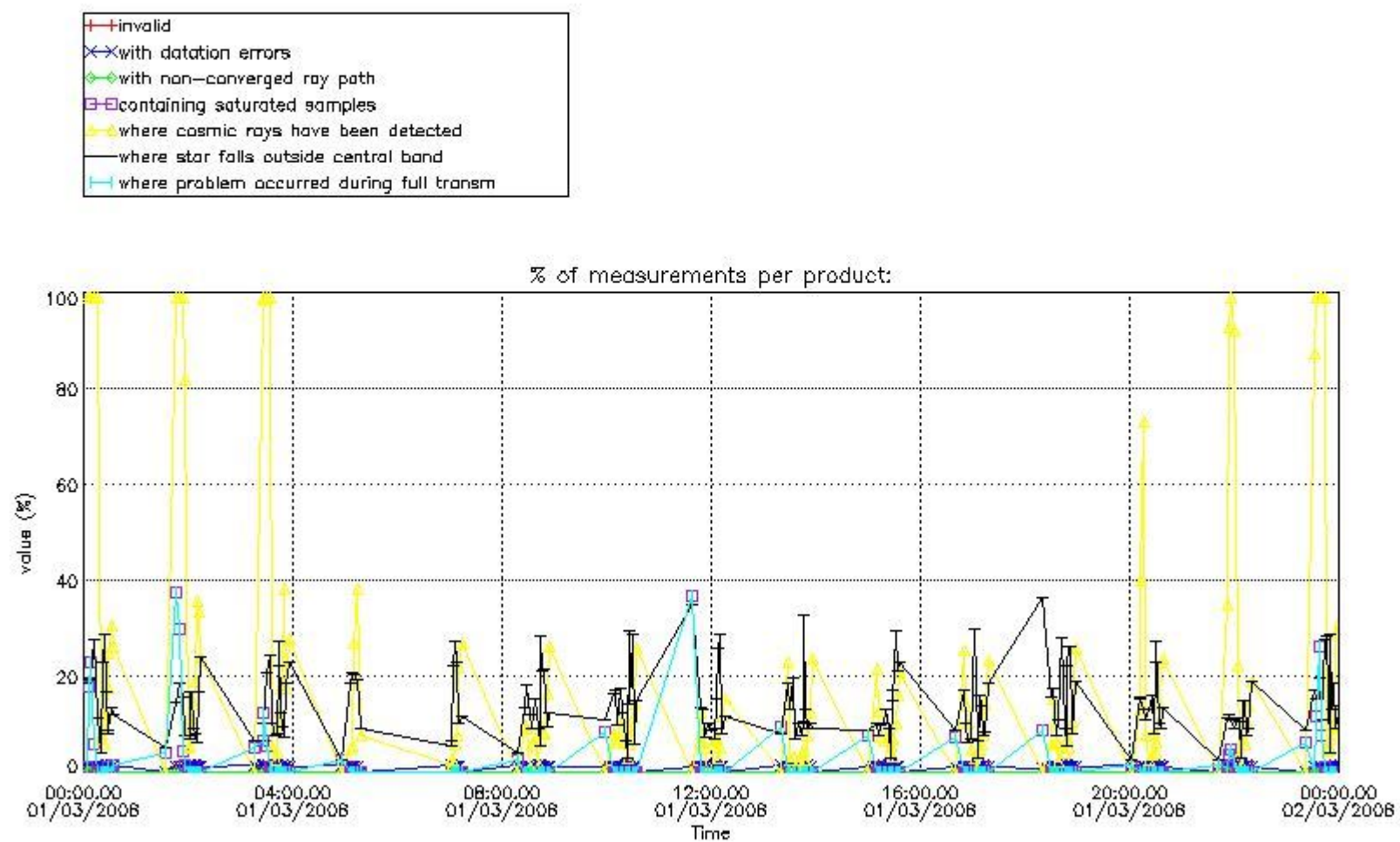


#### 4. Level 1 quality information per product

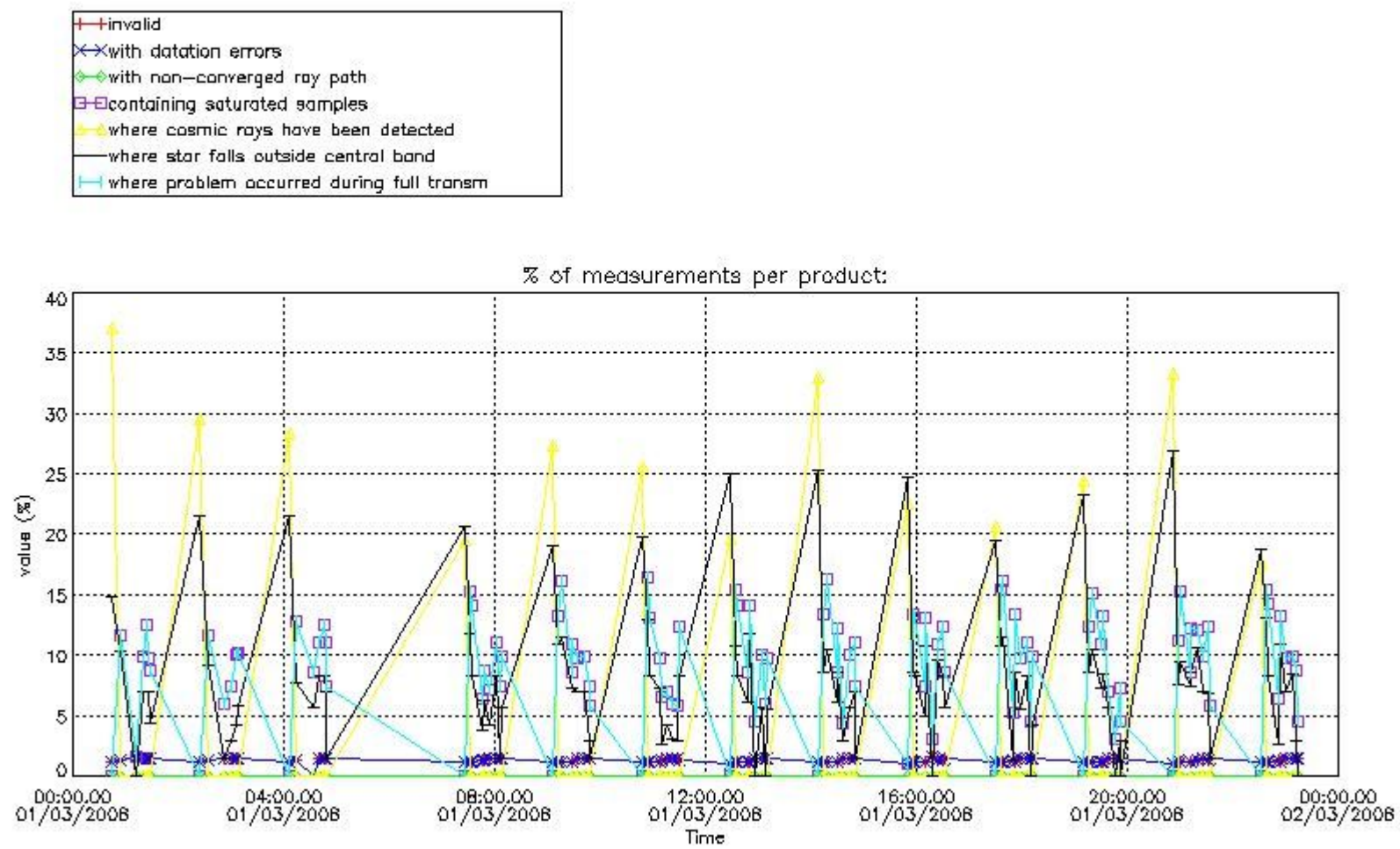
In this section it is plotted some information contained in the Quality Summary data set of the level 2 products that comes from the level 1b processing. Products without errors (error flag in the MPH set to "0") are used.

##### 4.1 Plot quality information per product (time dependant) coming from level 1b processing

##### 4.1.1 Plot level 1 quality information per product (time dependant): ENVISAT ASCENDING passes



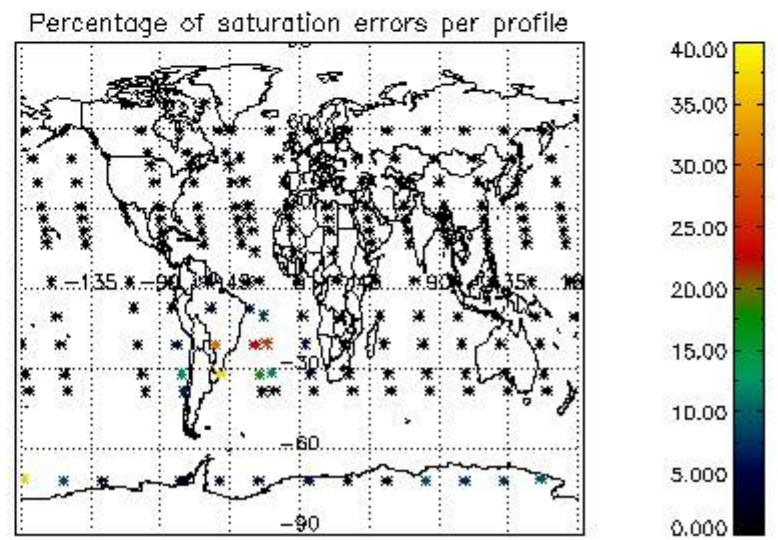
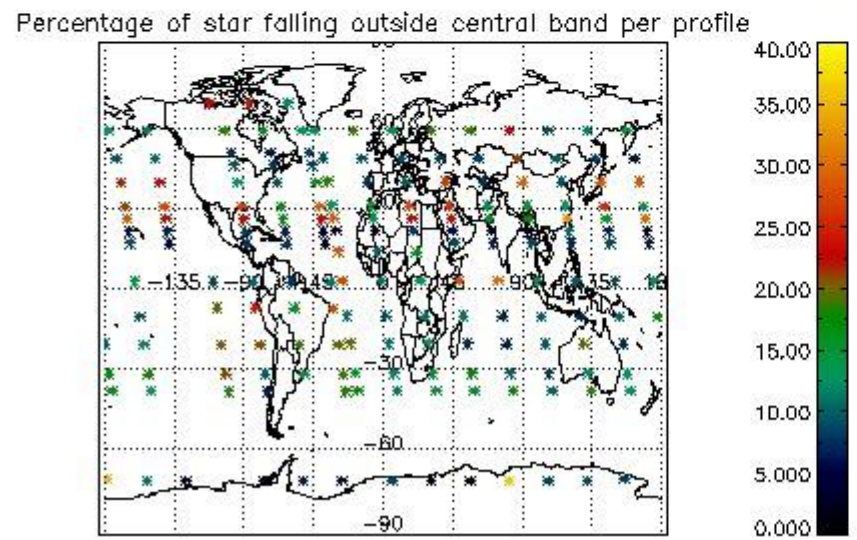
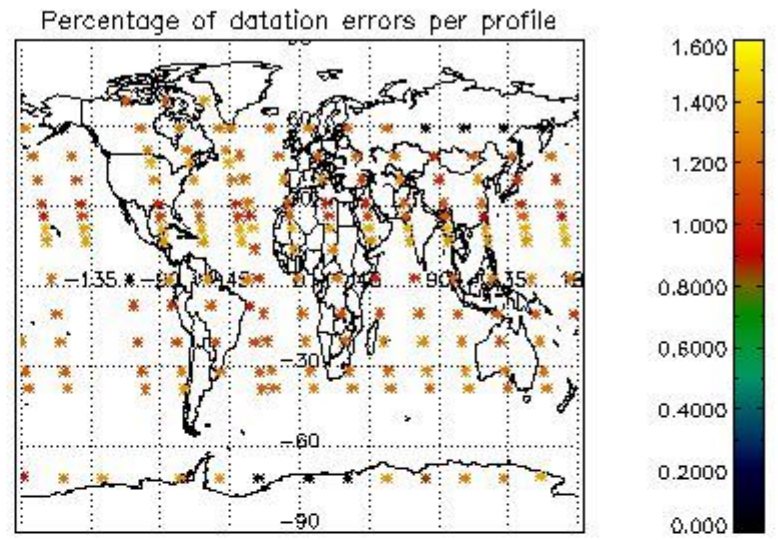
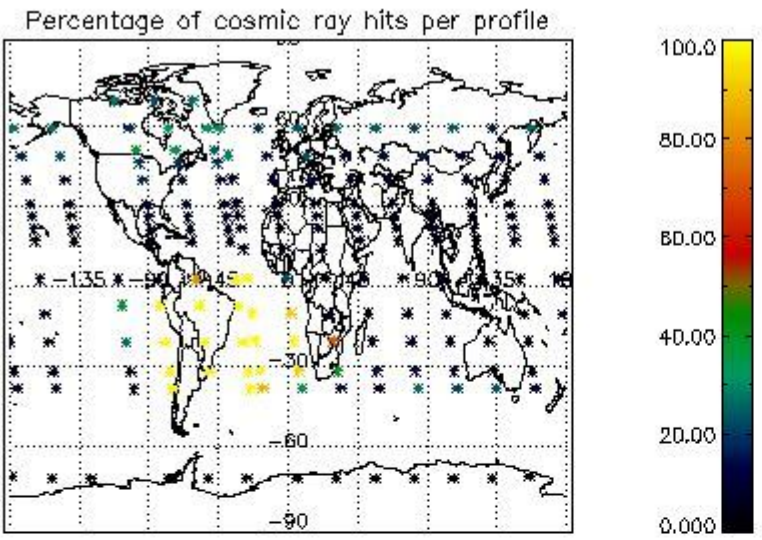
4.1.2 Plot level 1 quality information per product (time dependant): ENVI SAT DESCENDING passes



4.2 Plot quality information per product coming from level 1b processing (world map)

4.2.1 Plot level 1 quality information per product (world map): ENVISAT ASCENDING passes

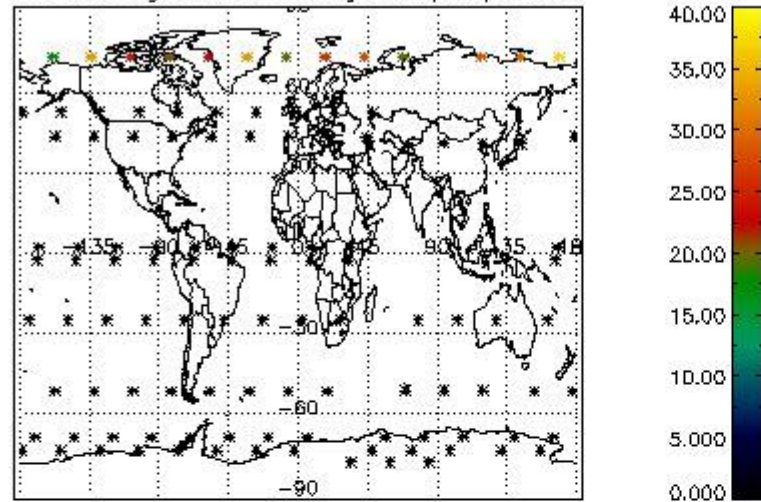




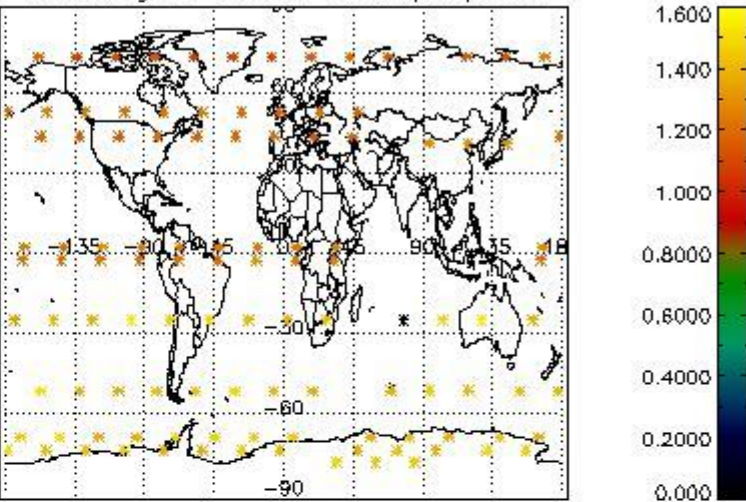
4.2.2 Plot level 1 quality information per product (world map): ENVISAT DESCENDING passes



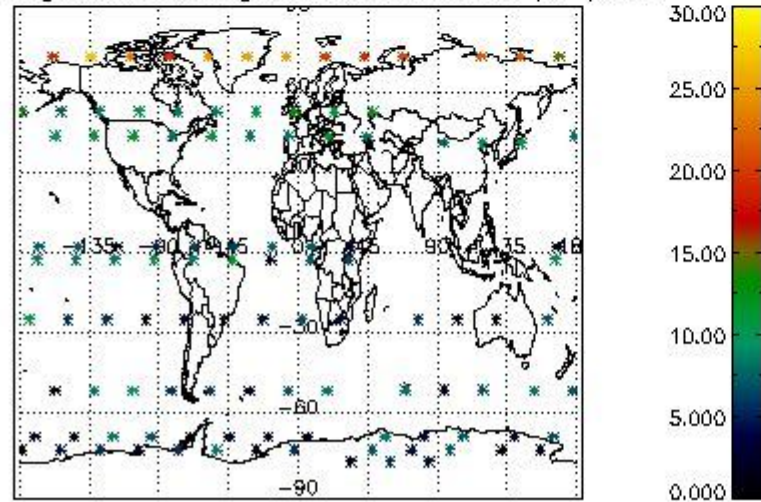
Percentage of cosmic ray hits per profile



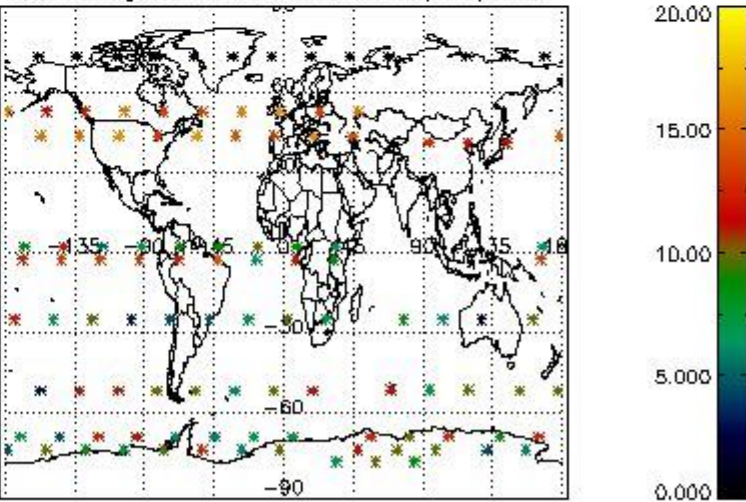
Percentage of datation errors per profile



Percentage of star falling outside central band per profile



Percentage of saturation errors per profile



## 5. Trace gas profiles

### 5.1 Ozone statistics based on quality of products

The final quality of the products can be "measured" using the STD (Standard Deviation) attached to every point profile. This information is written to the parameter GOM\_NL\_\_2P/NL\_LOCAL\_SPECIES\_DENSITY/o3\_std of the level 2 products. The table below shows the statistics for given STD ranges.

The statistics are given with respect to the overall valid production:

- Products without fatal errors: GOM\_NL\_\_2P/MPH/PRODUCT\_ERR=0
- Valid point profile: GOM\_NL\_\_2P/NL\_LOCAL\_SPECIES\_DENSITY/pcd(0)=0

The 'Criteria' is applied to valid points of dark limb products:

- Products in dark limb illumination condition: GOM\_NL\_\_2P/NL\_SUMMARY\_QUALITY/obs\_ill\_cond=0
- Products without fatal errors: GOM\_NL\_\_2P/MPH/PRODUCT\_ERR=0
- Valid point profile: GOM\_NL\_\_2P/NL\_LOCAL\_SPECIES\_DENSITY/pcd(0)=0

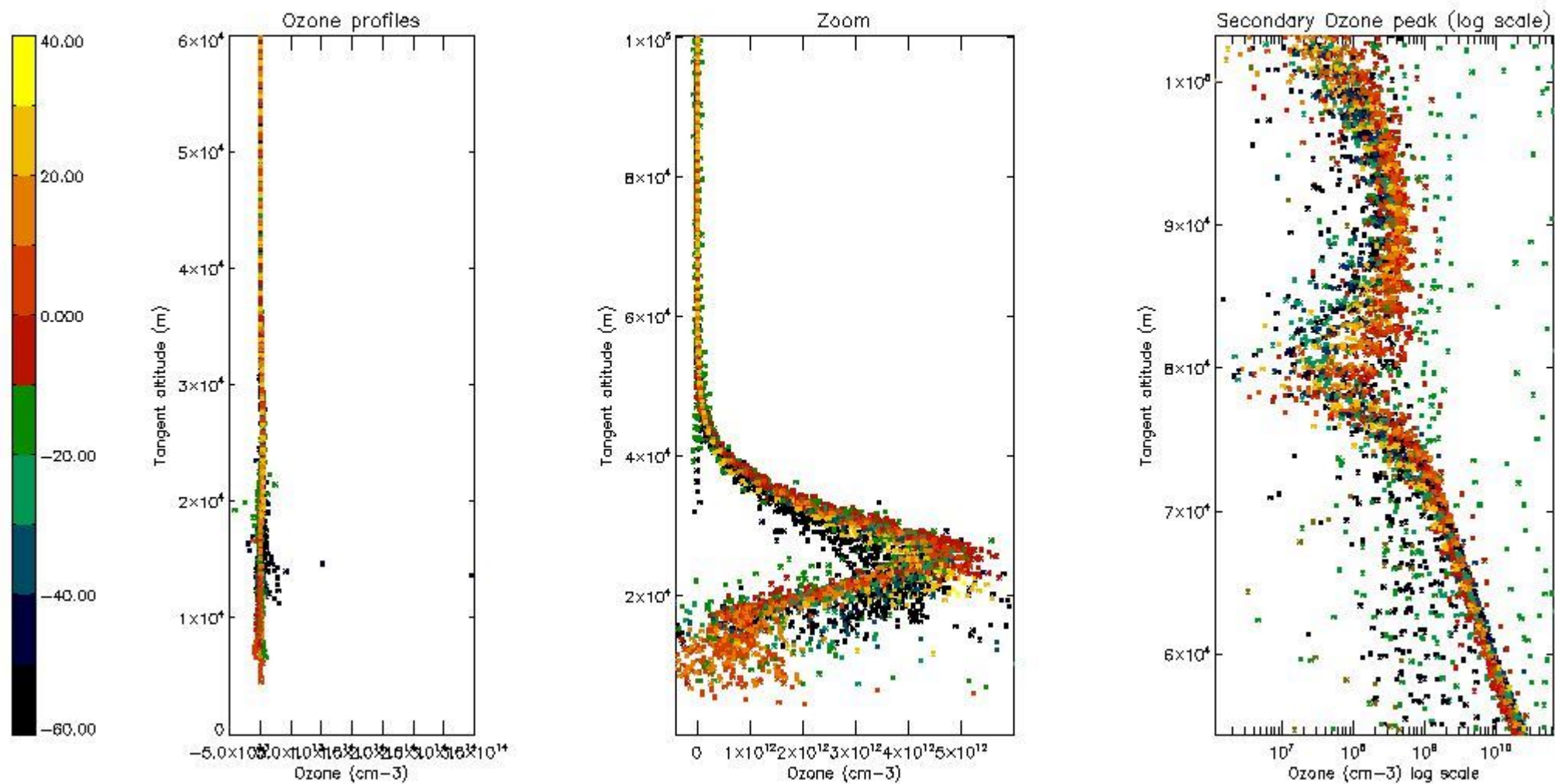
So, the table below shows the percentage of dark limb and valid observations for each criteria with respect to the overall valid daily observations.

Criteria	% of total production
All STD	56
STD < 20	30

STD < 10	23
STD < 5	16

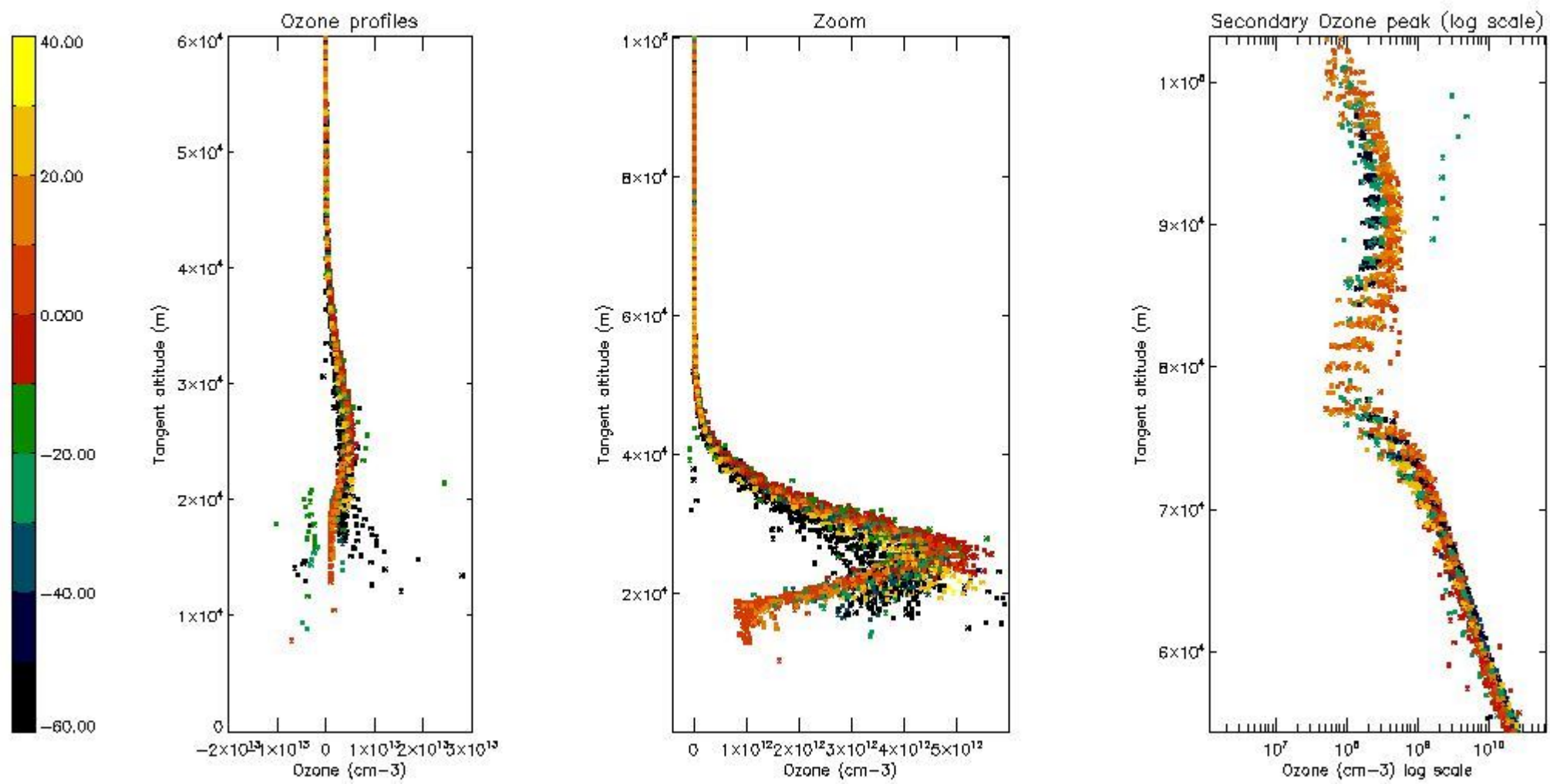
5.2 Plot ozone profiles for all STD (dark without errors)

The colorbar represents the latitude.



5.3 Plot ozone profiles where STD < 20% (dark without errors)

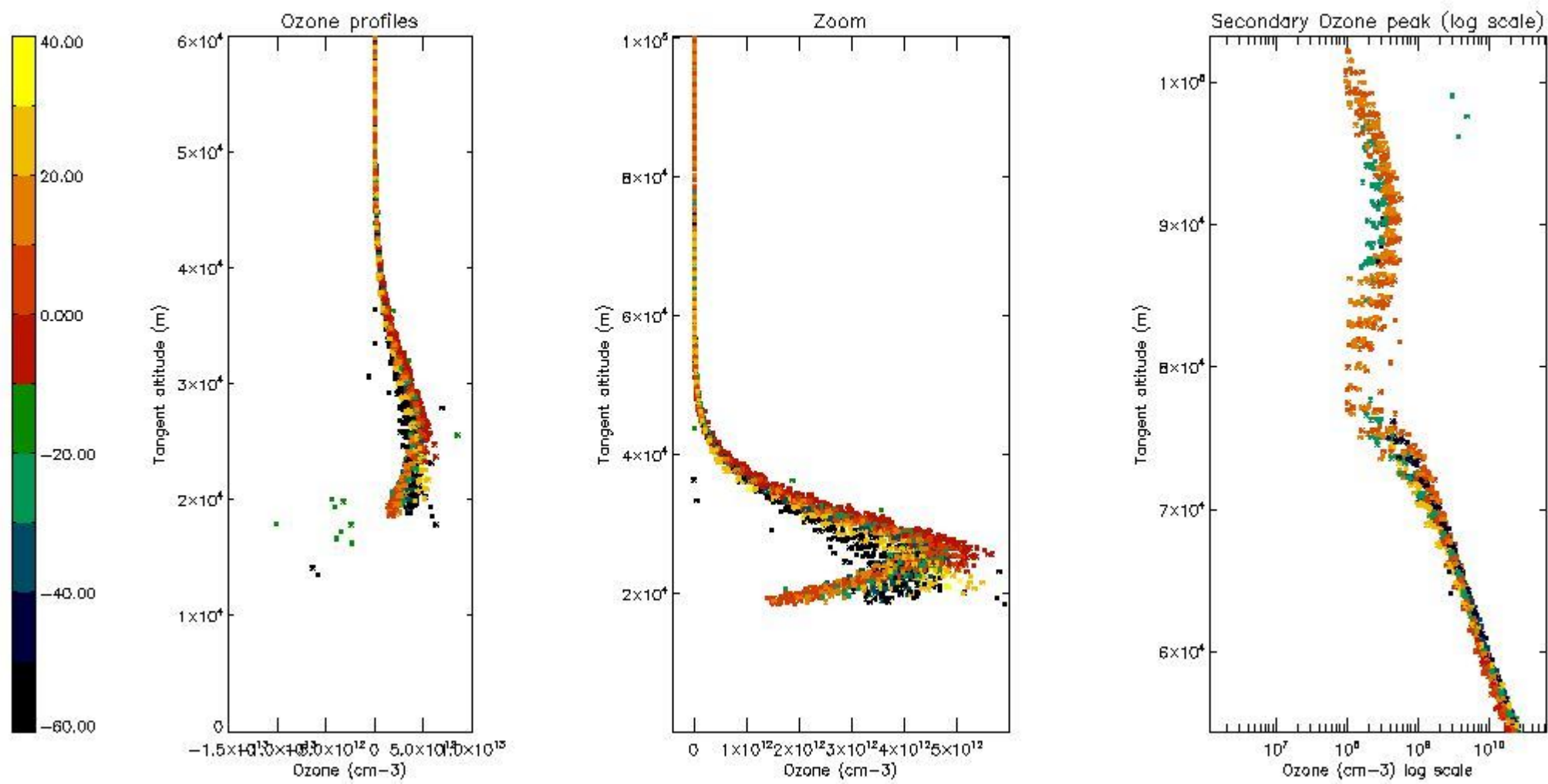
The colorbar represents the latitude.



*5.4 Plot ozone profiles where STD < 10% (dark without errors)*

The colorbar represents the latitude.

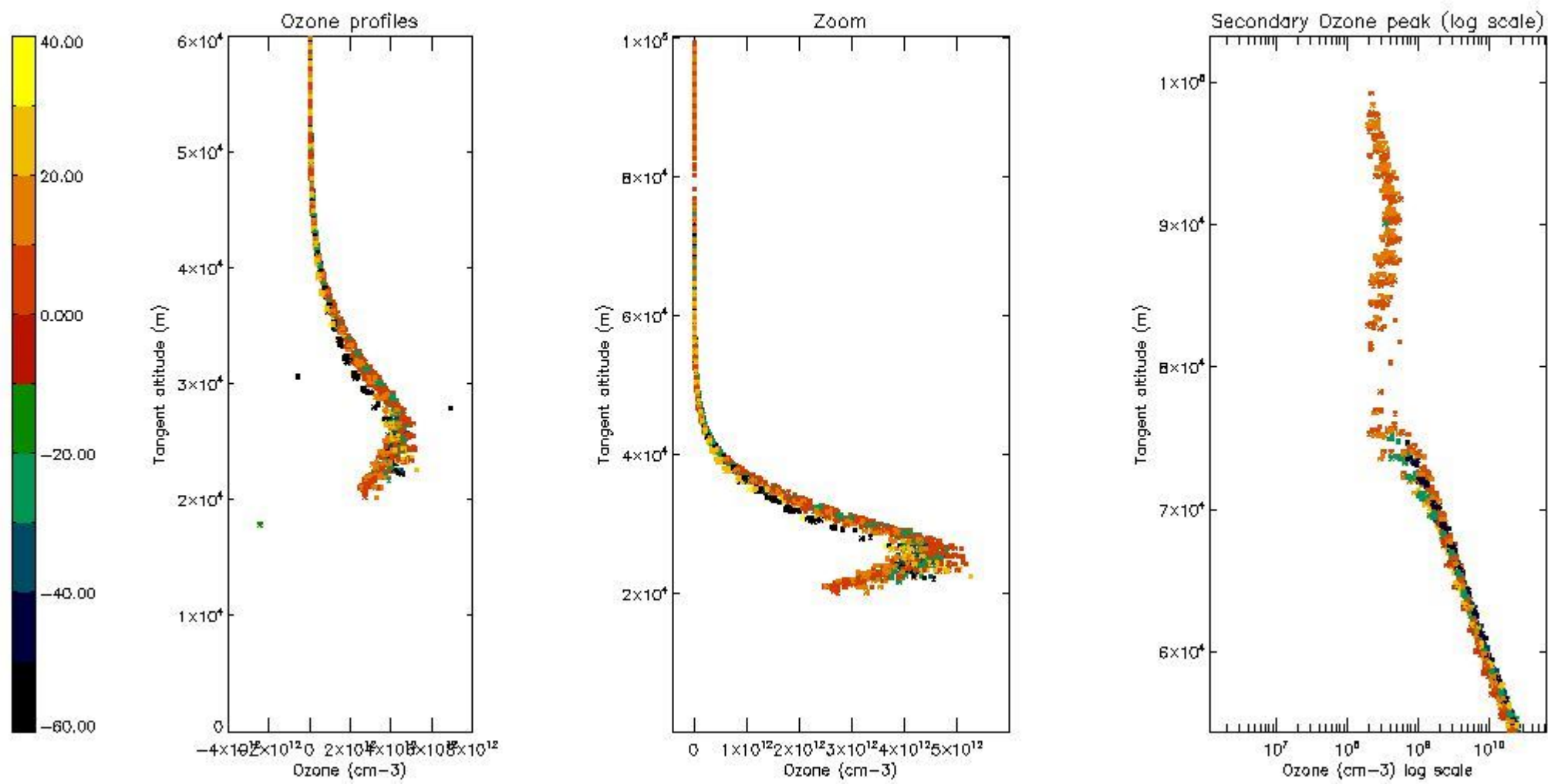




*5.5 Plot ozone profiles where STD < 5% (dark without errors)*

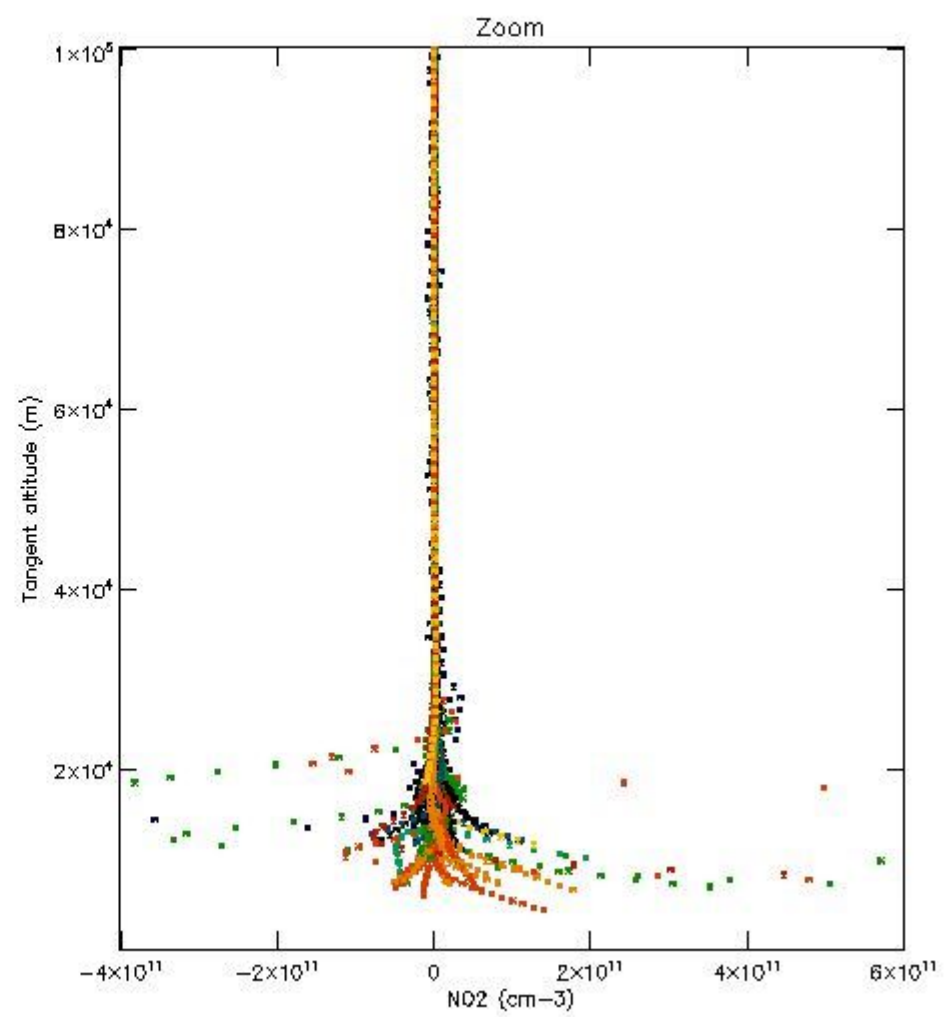
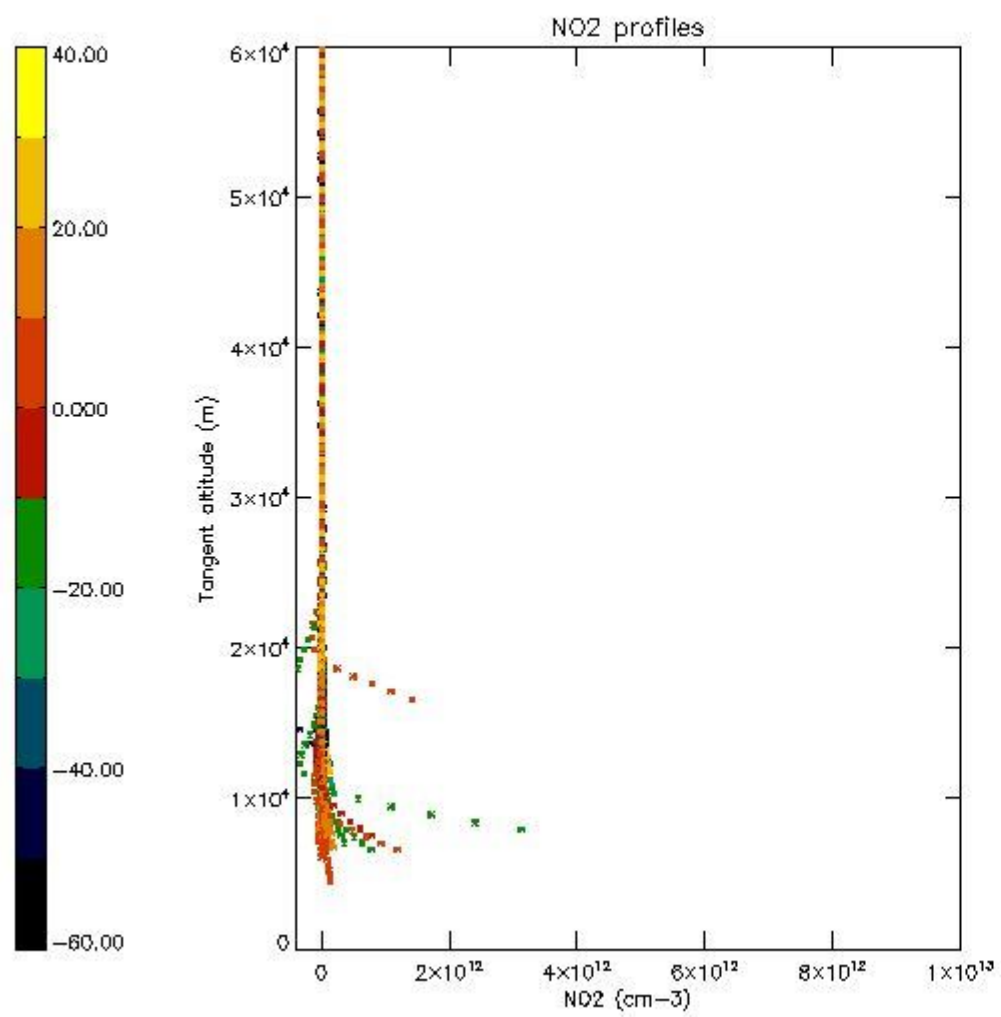
The colorbar represents the latitude.





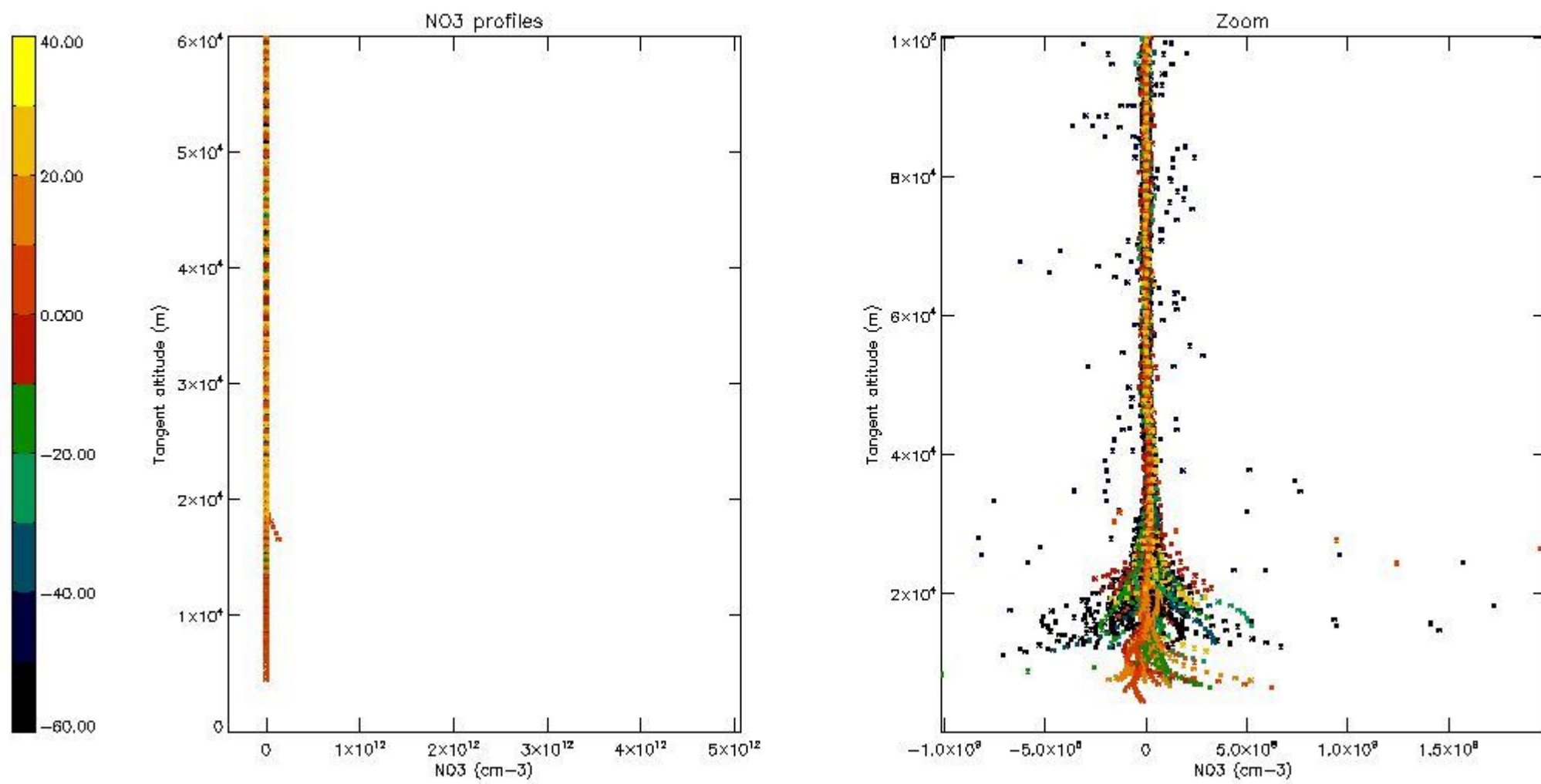
*5.6 Plot NO<sub>2</sub> profiles for all STD (dark without errors)*

The colorbar represents the latitude.



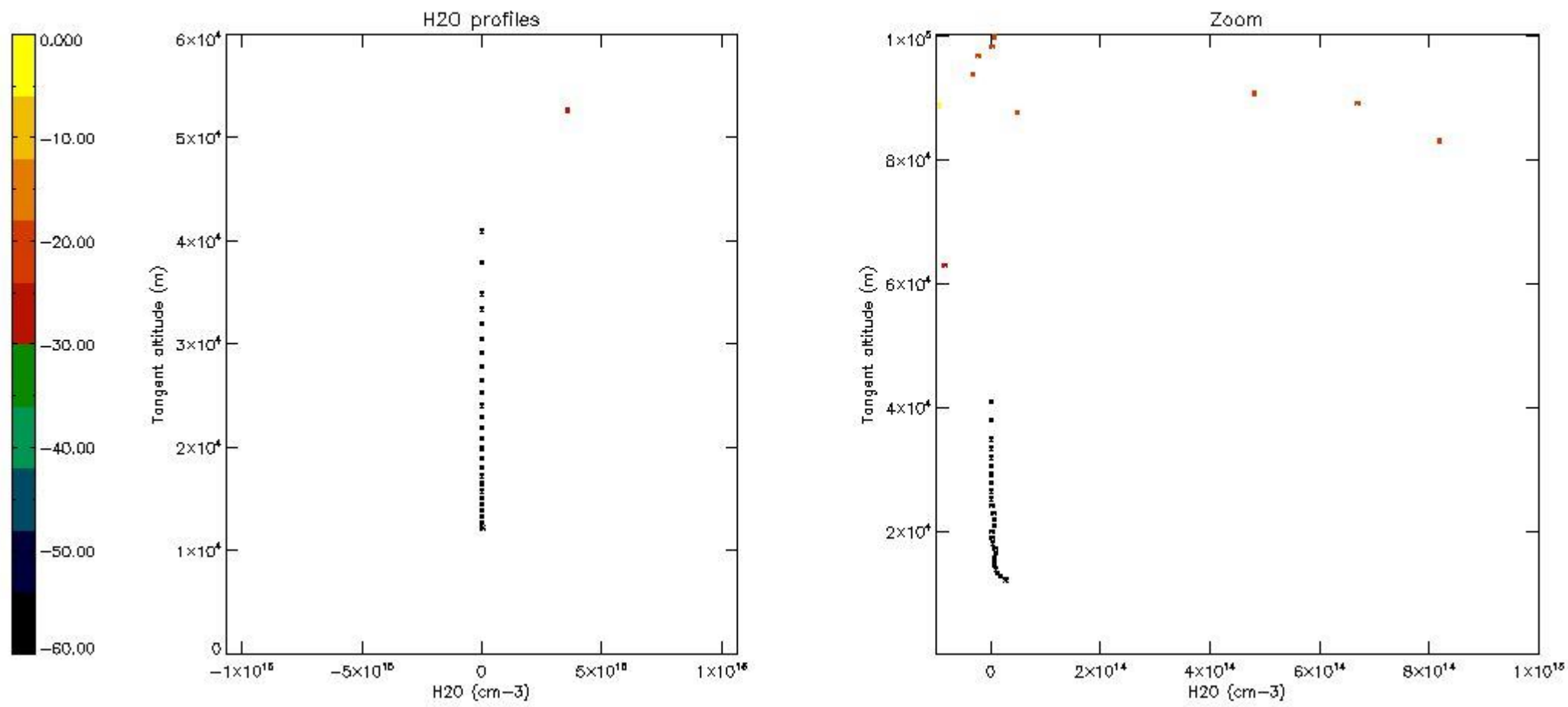
*5.7 Plot NO3 profiles for all STD (dark without errors)*

The colorbar represents the latitude.



5.8 Plot H2O profiles for all STD (only for occultations of stars 1,2,3,4,13,14,16,26,63 dark without errors)

The colorbar represents the latitude.

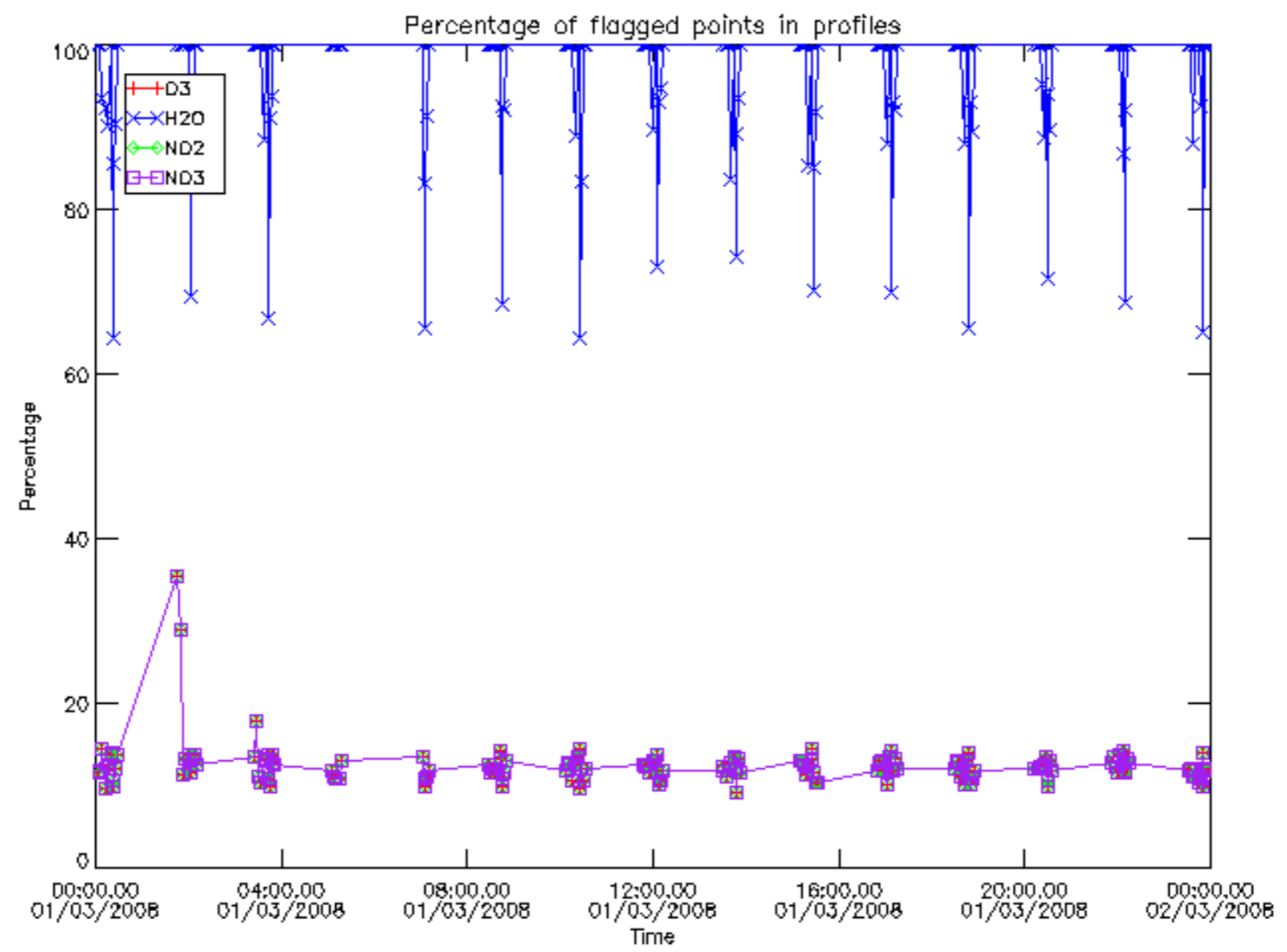


## 6. Auxiliary Data Files used for the production reported in section 2

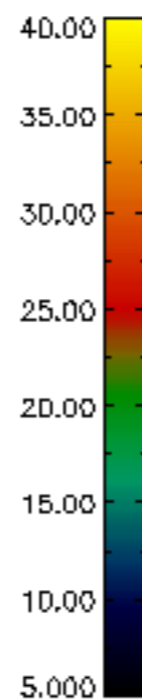
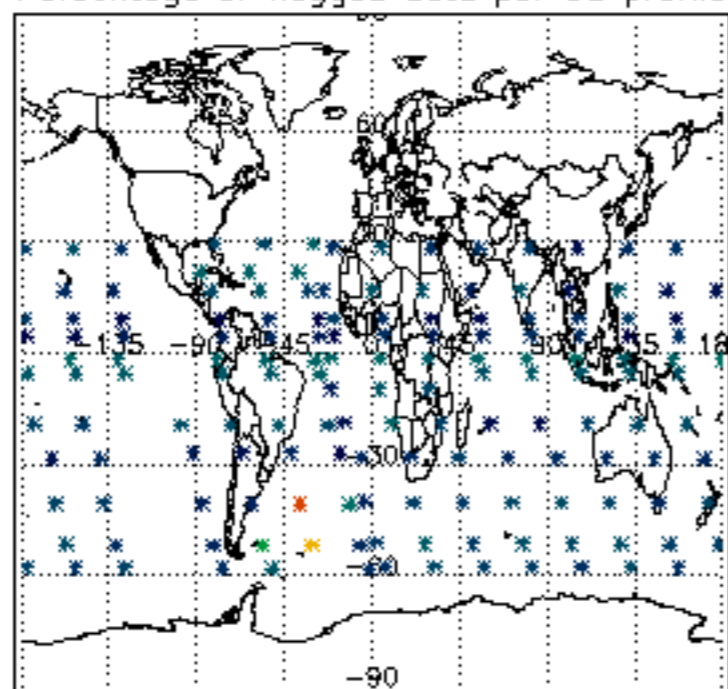
The number reported in the third column indicates since which file (see list in section 2) the corresponding auxiliary file has been used. The fourth column is the date of those product files.

Type	Auxiliary Filename	Used since product	Used since product date
INST_PHYS_CHARACTERISTICS	GOM_INS_AXVIEC20091111_143220_20030716_120000_20500101_000000	1	01-MAR-2008 00:03:47
LEVEL-2_PROC_CONFIG	GOM_PR2_AXVIEC20091111_152718_20020301_000000_20500101_000000	1	01-MAR-2008 00:03:47
CROSS_SECTIONS_FILE	GOM_CRS_AXVIEC20091111_154832_20020301_000000_20500101_000000	1	01-MAR-2008 00:03:47

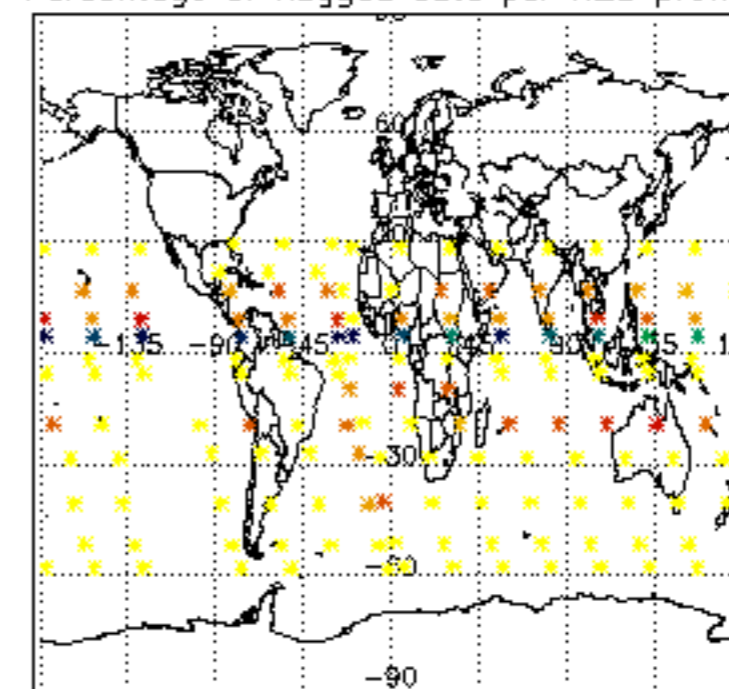




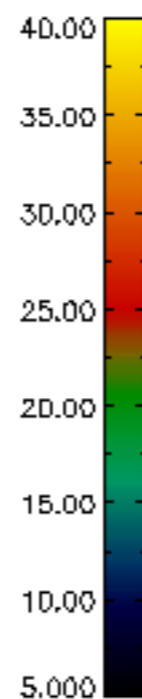
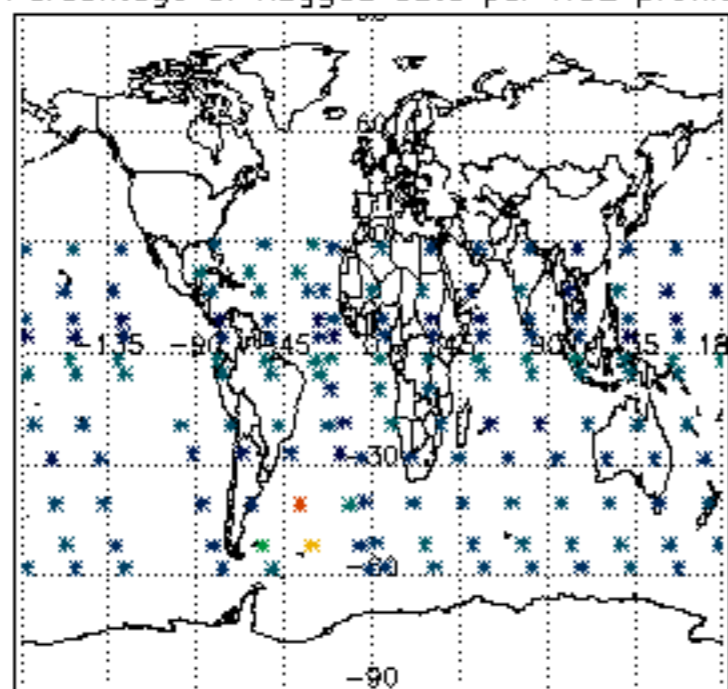
Percentage of flagged data per D3 profile



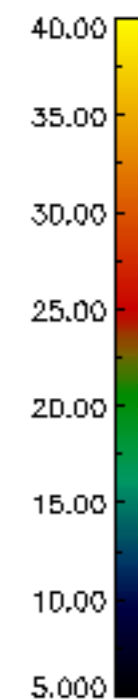
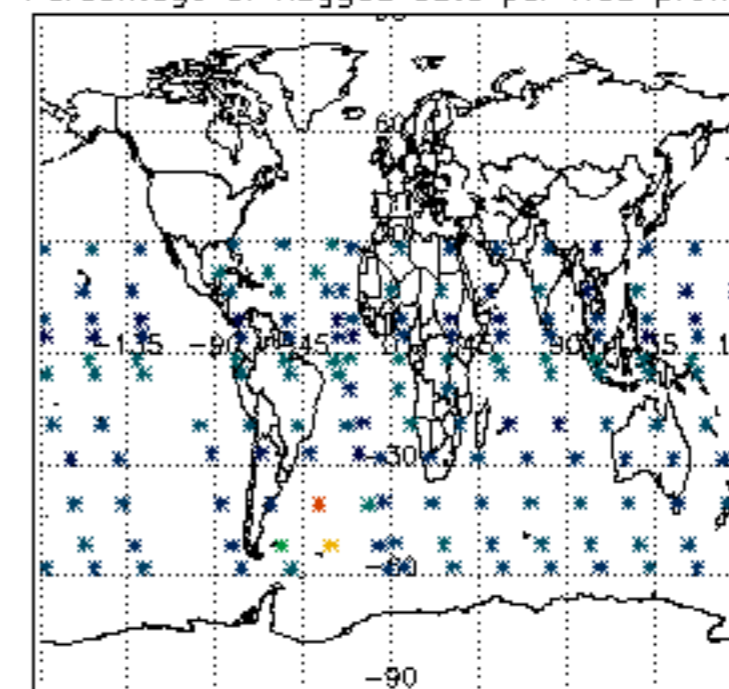
Percentage of flagged data per H2O profile

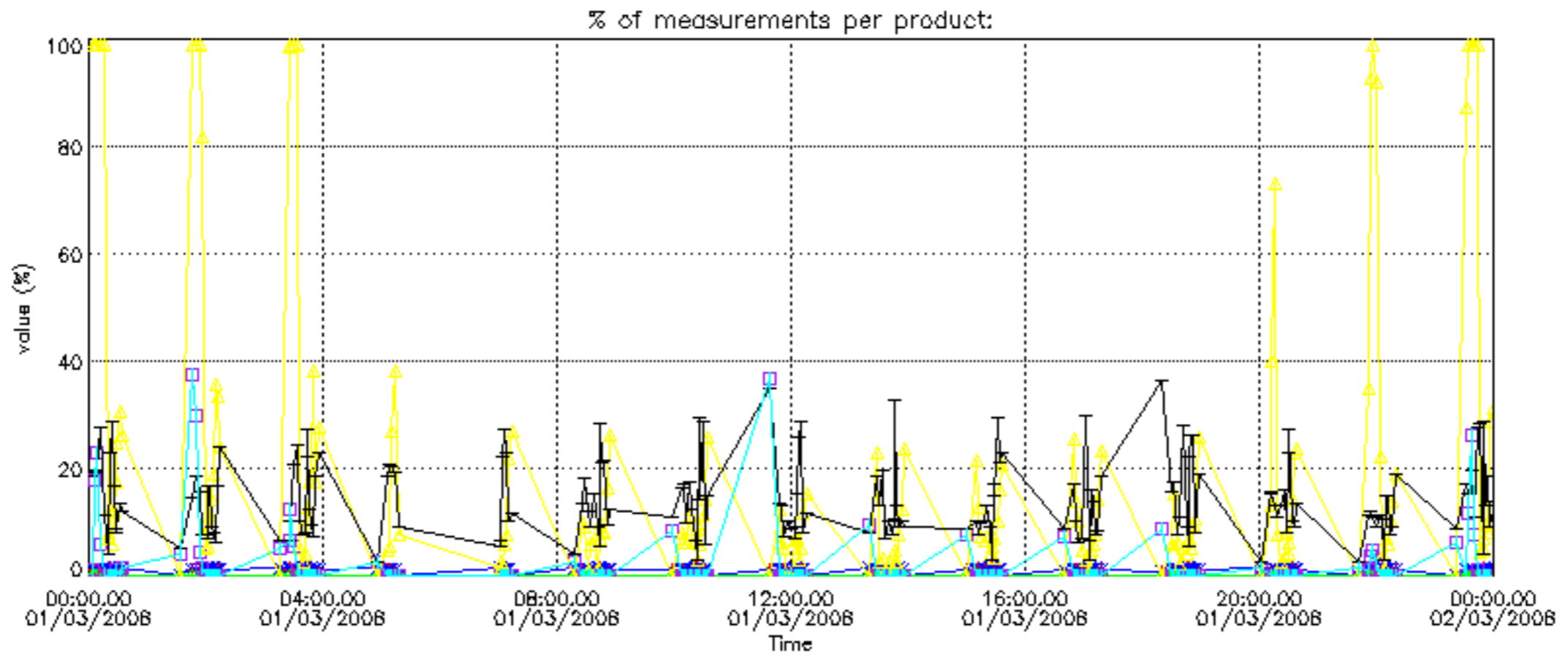


Percentage of flagged data per NO2 profile

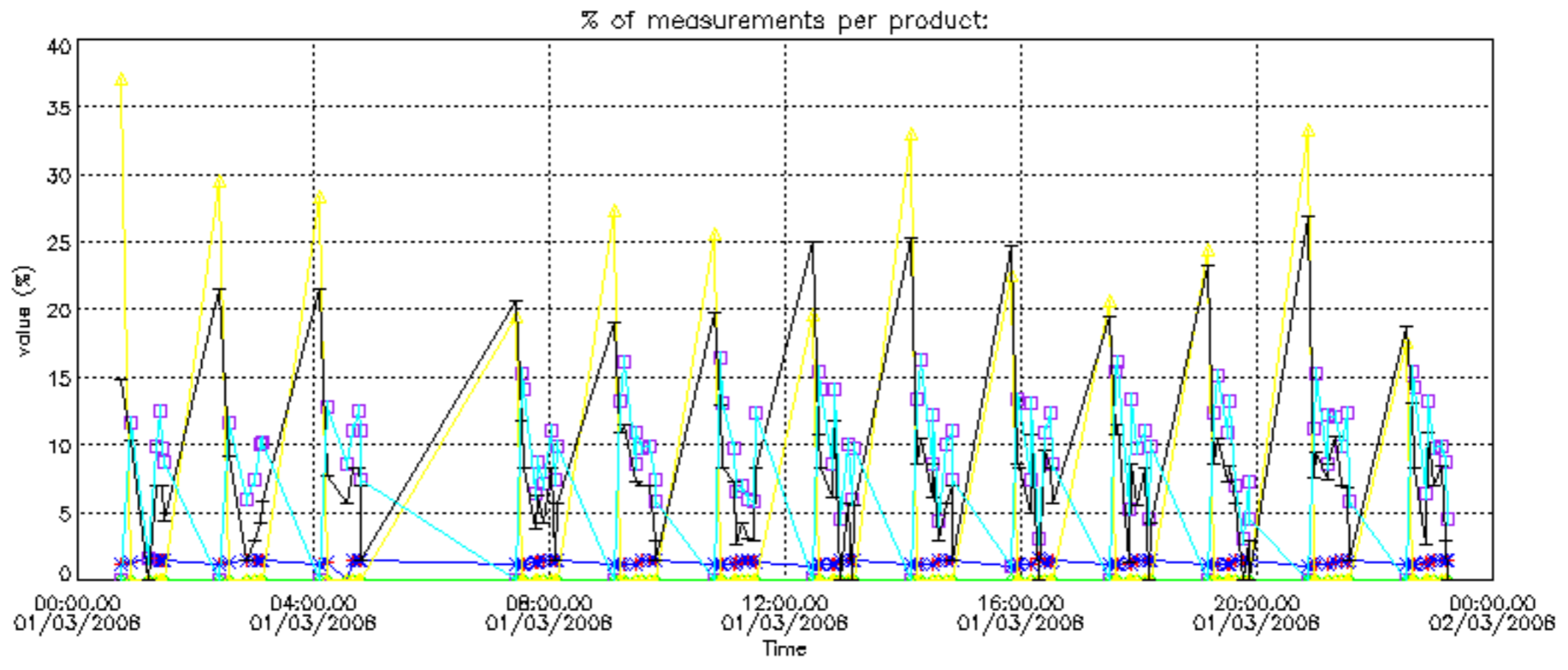


Percentage of flagged data per NO3 profile

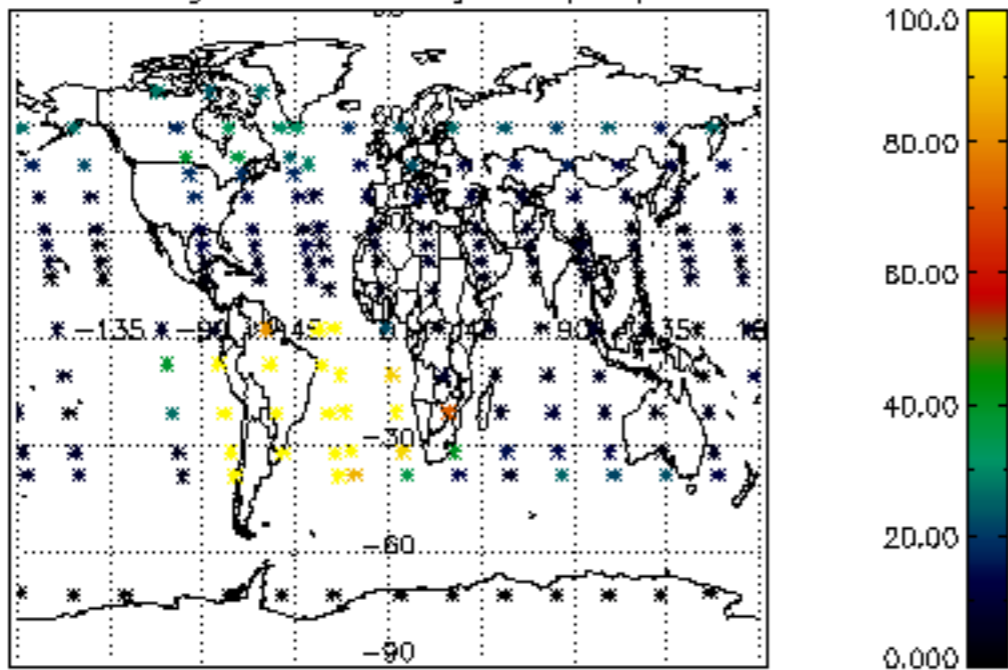




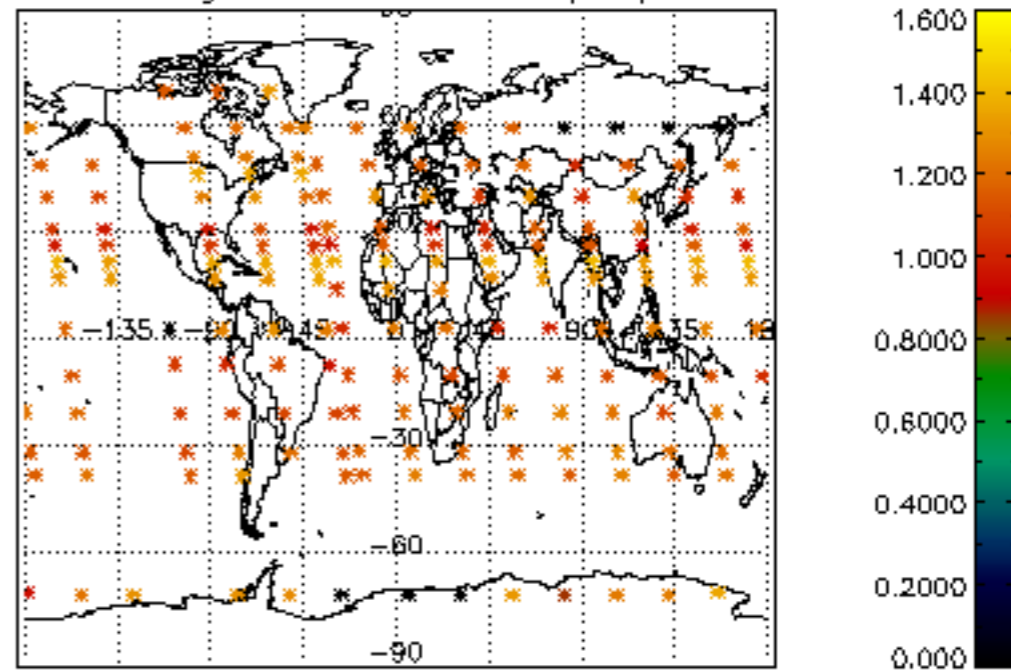




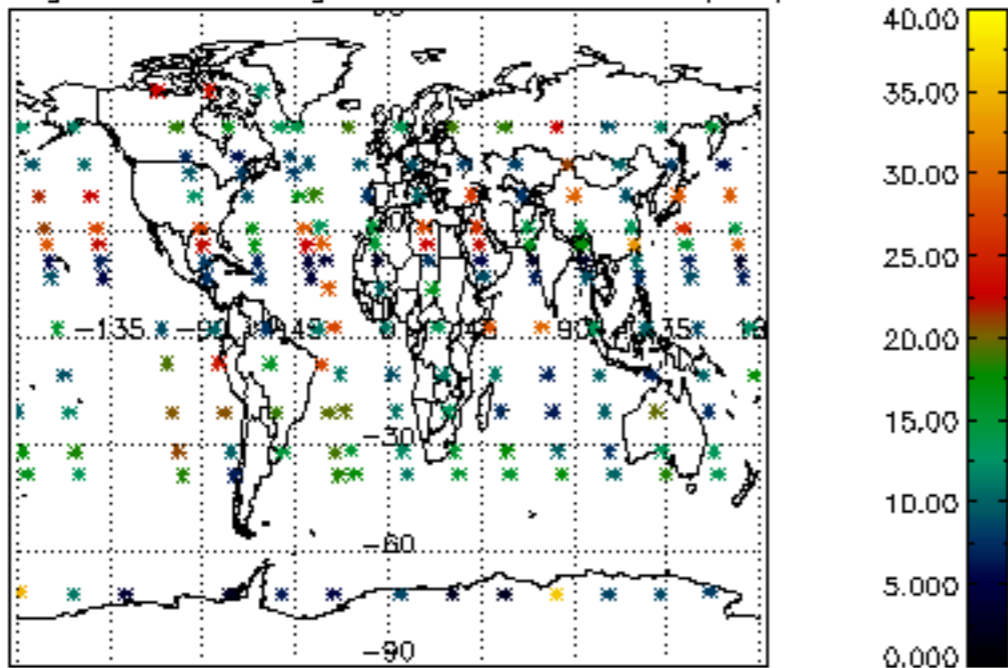
Percentage of cosmic ray hits per profile



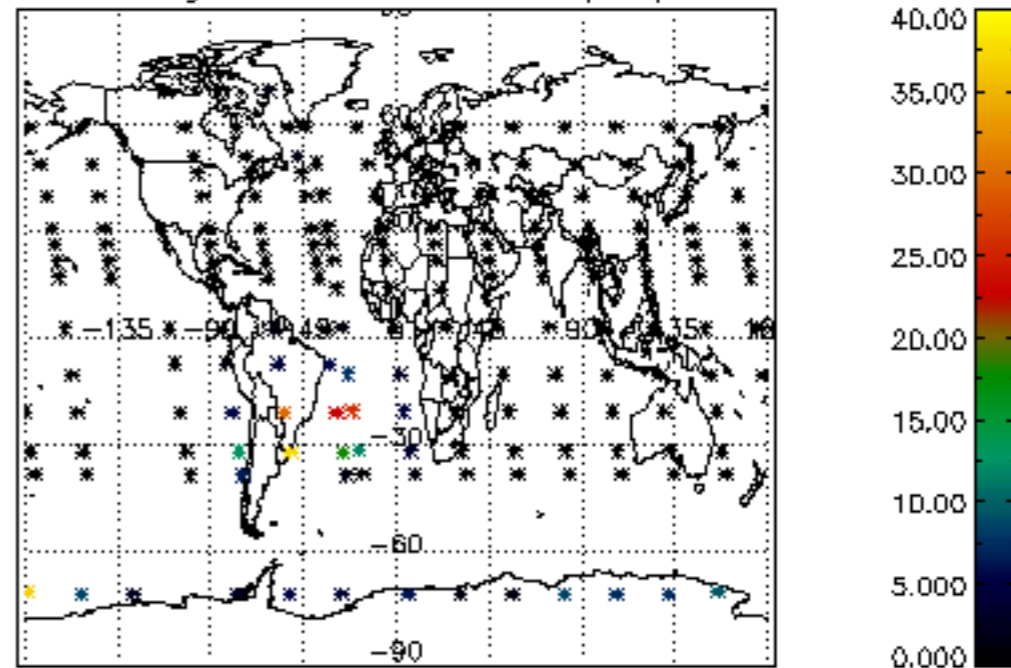
Percentage of datation errors per profile



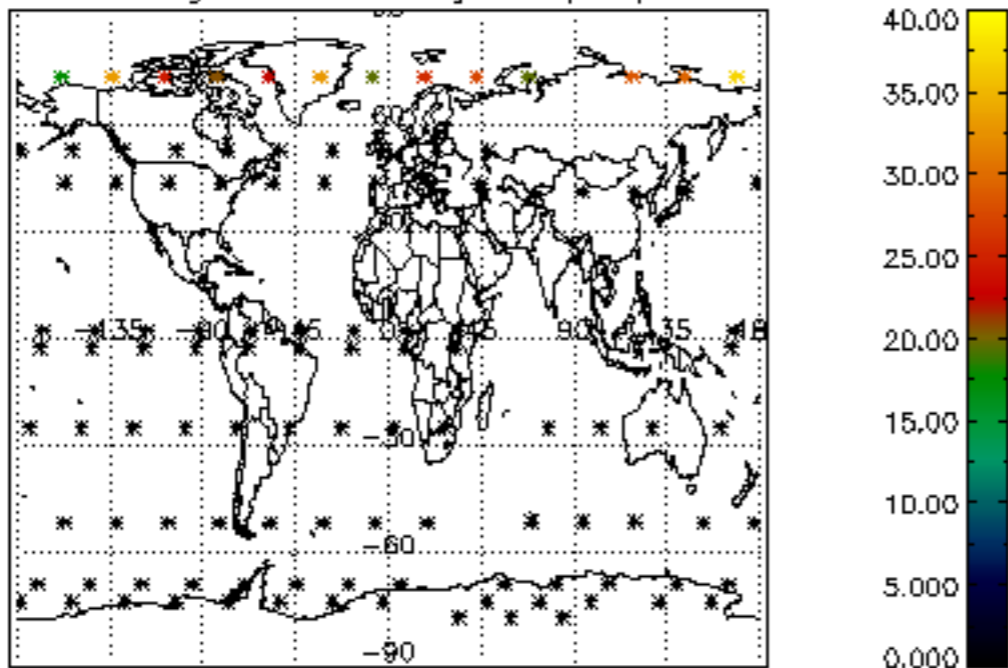
Percentage of star falling outside central band per profile



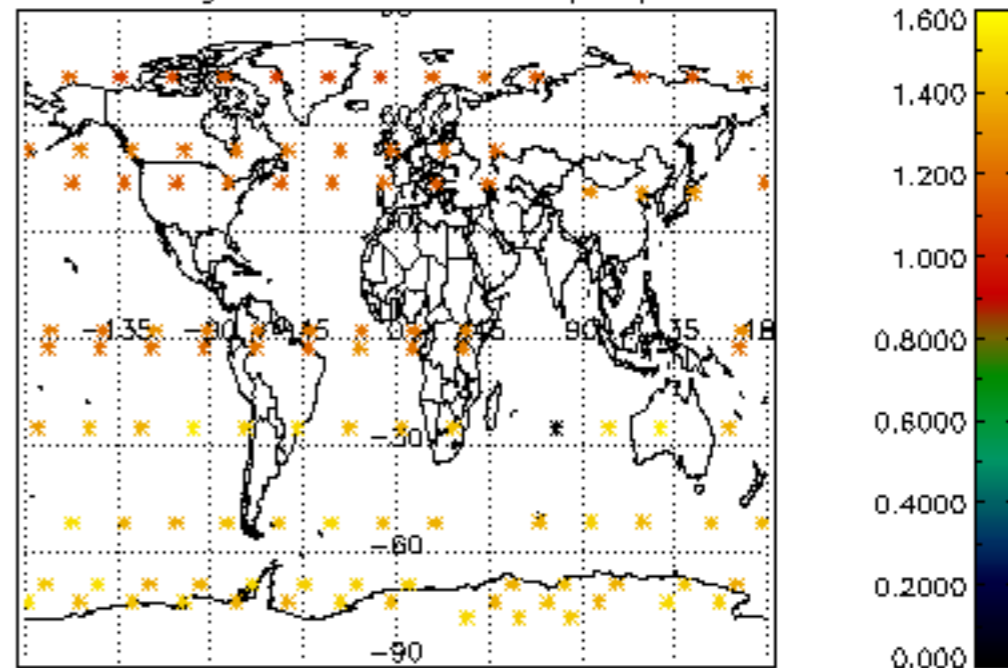
Percentage of saturation errors per profile



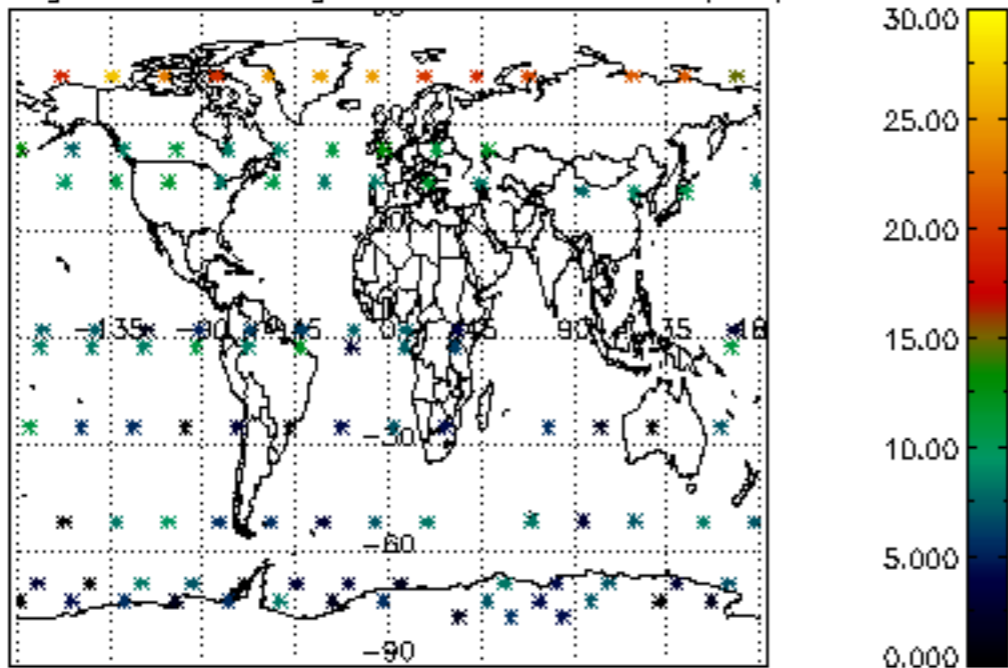
Percentage of cosmic ray hits per profile



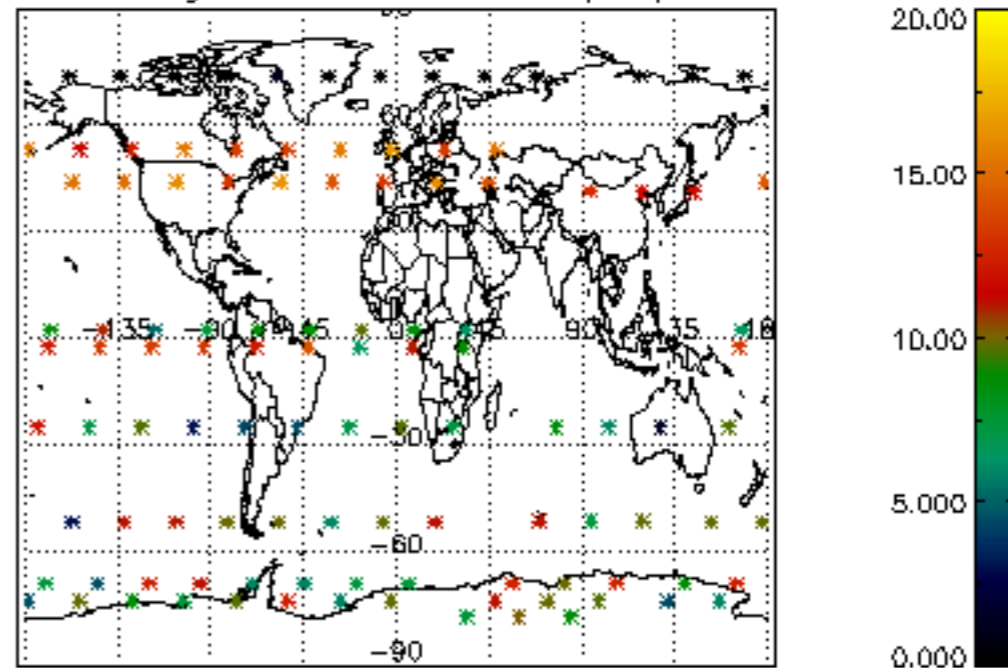
Percentage of datation errors per profile

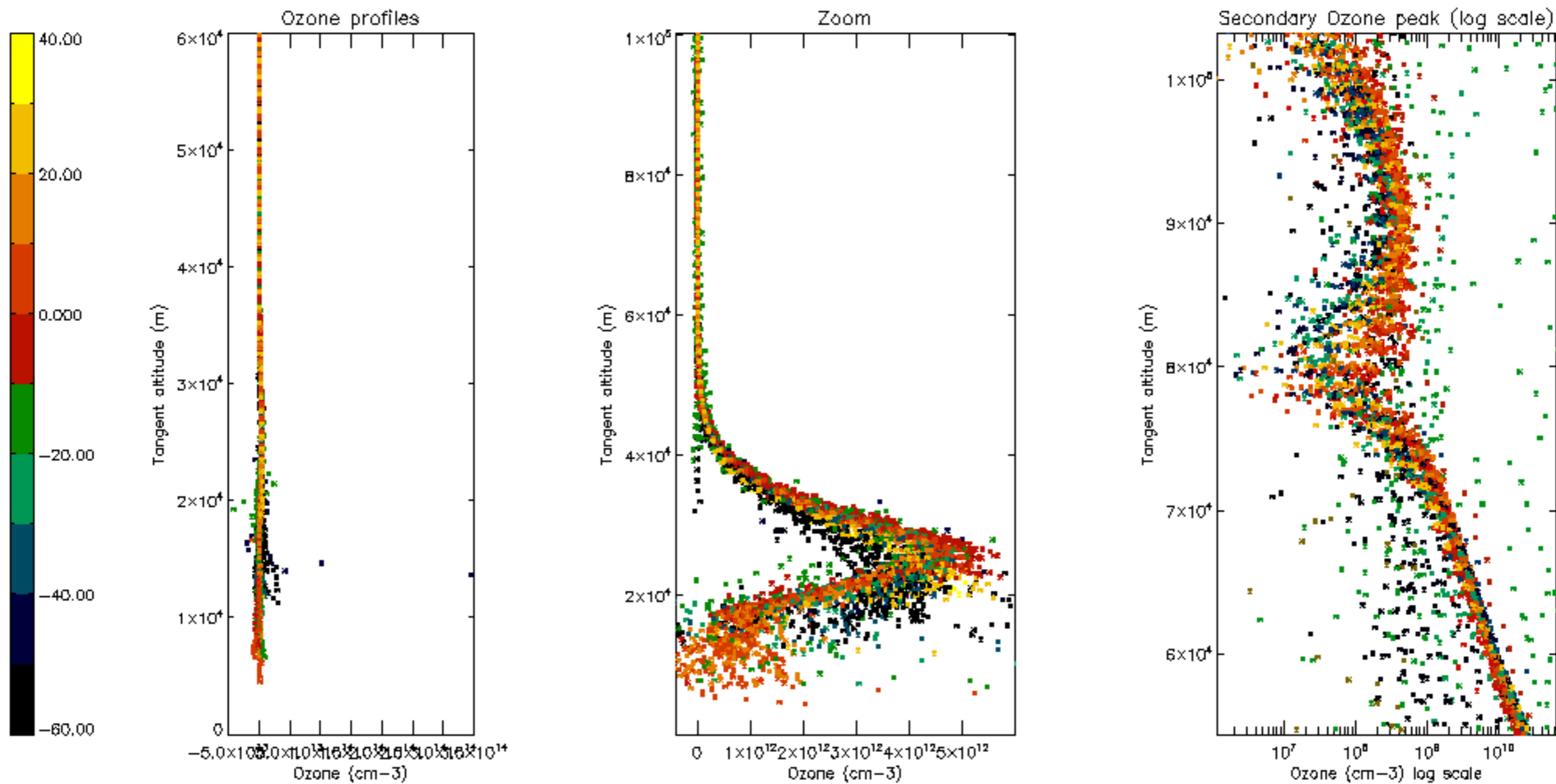


Percentage of star falling outside central band per profile

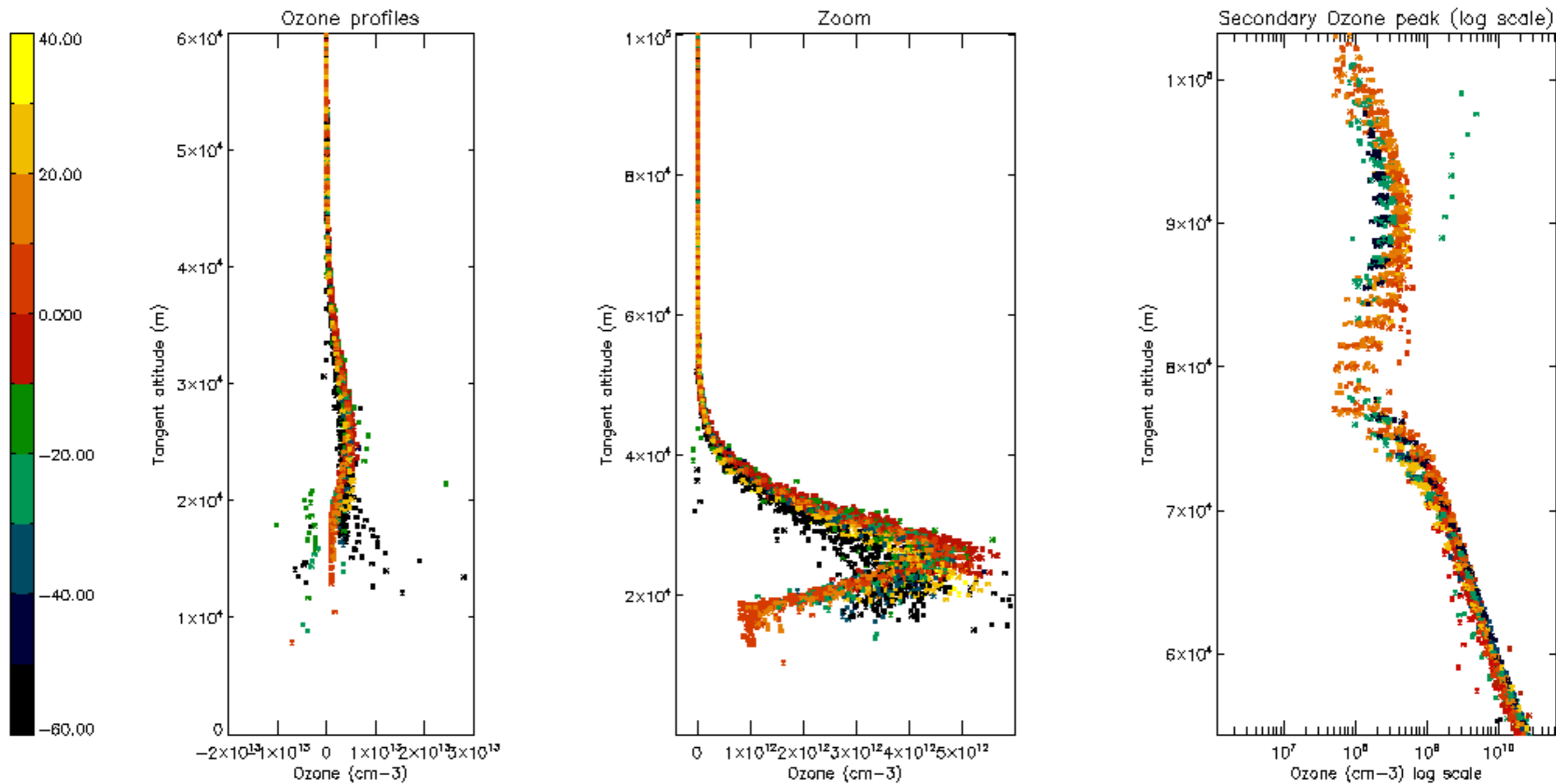


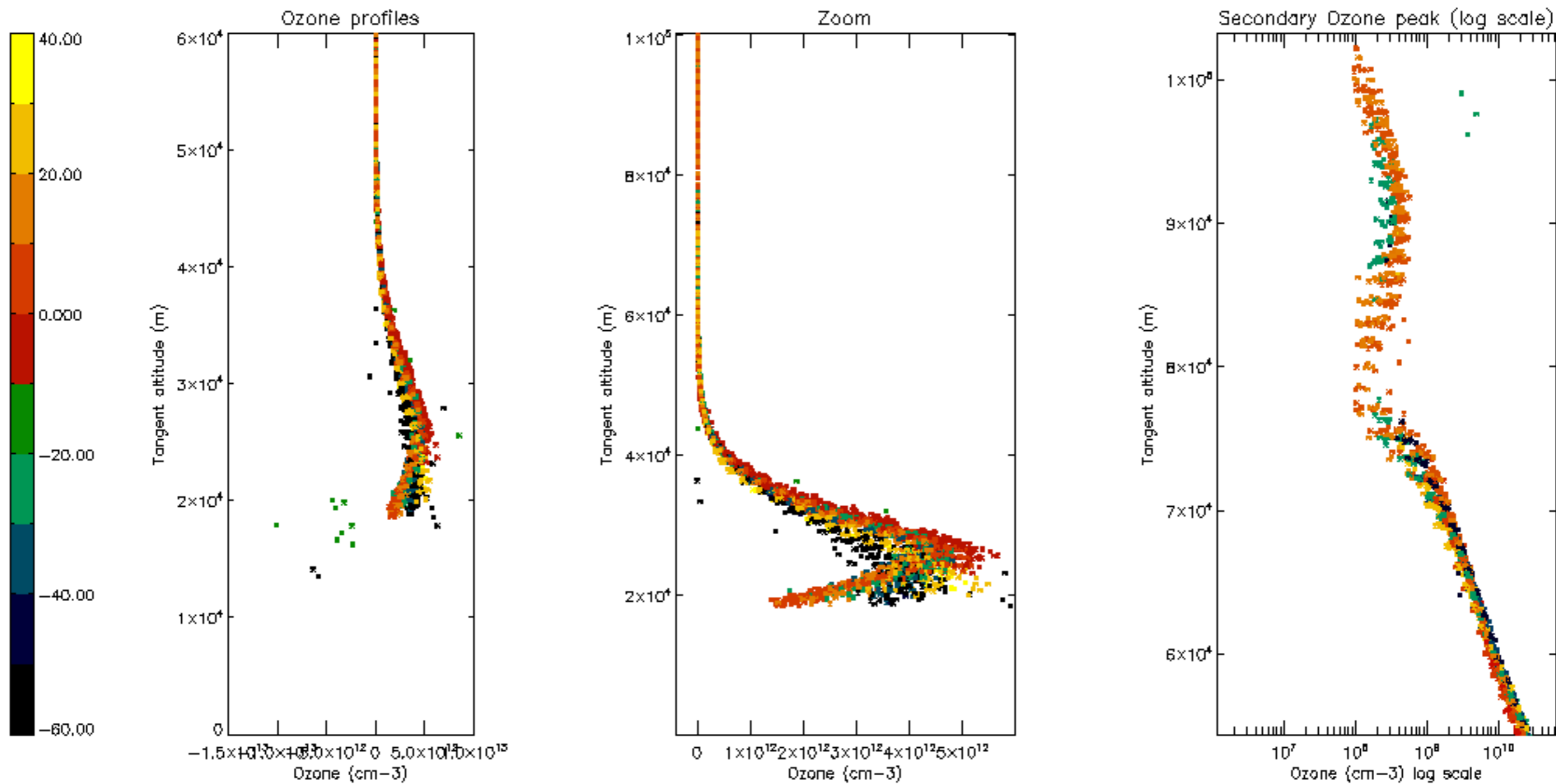
Percentage of saturation errors per profile

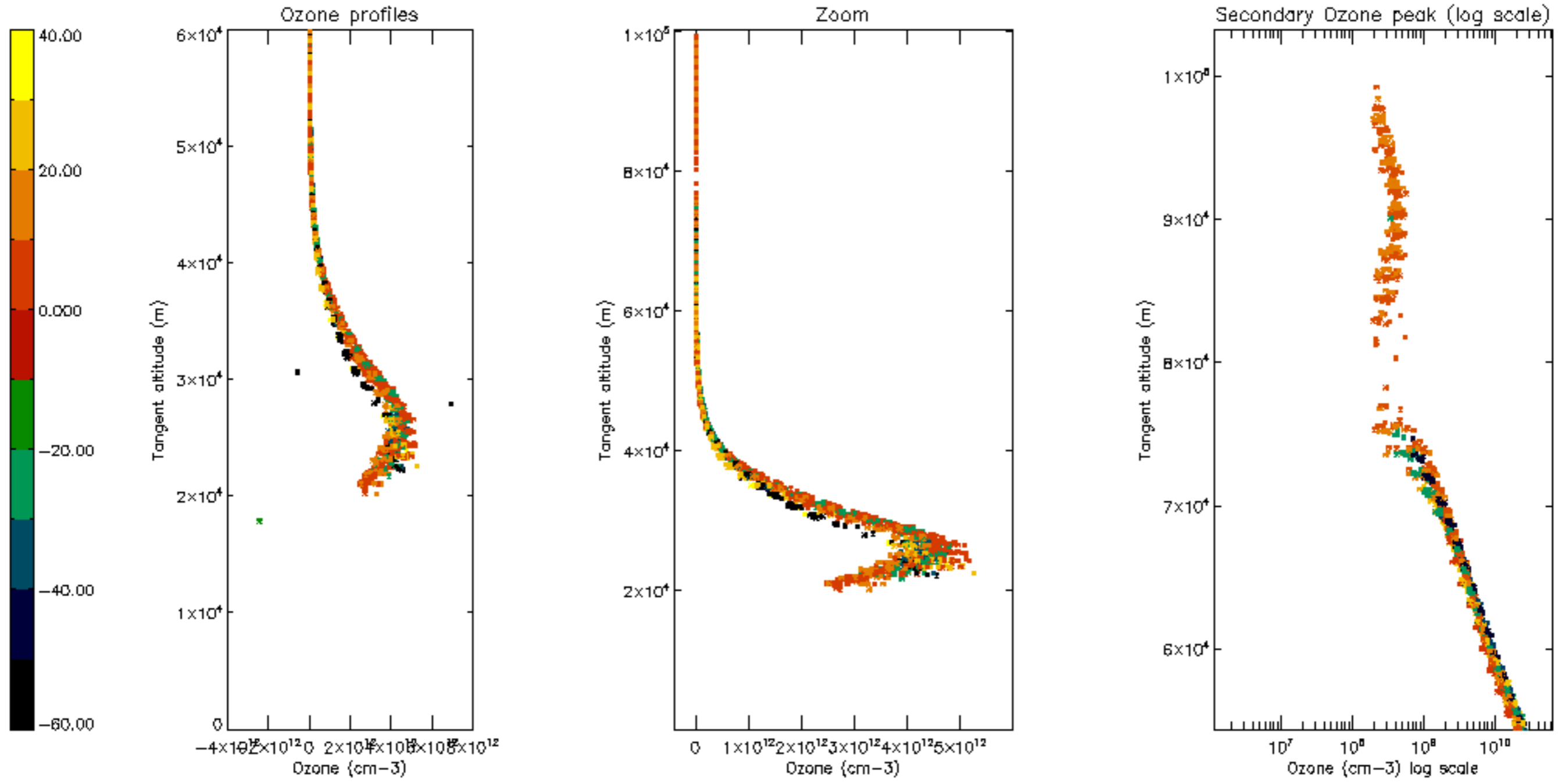


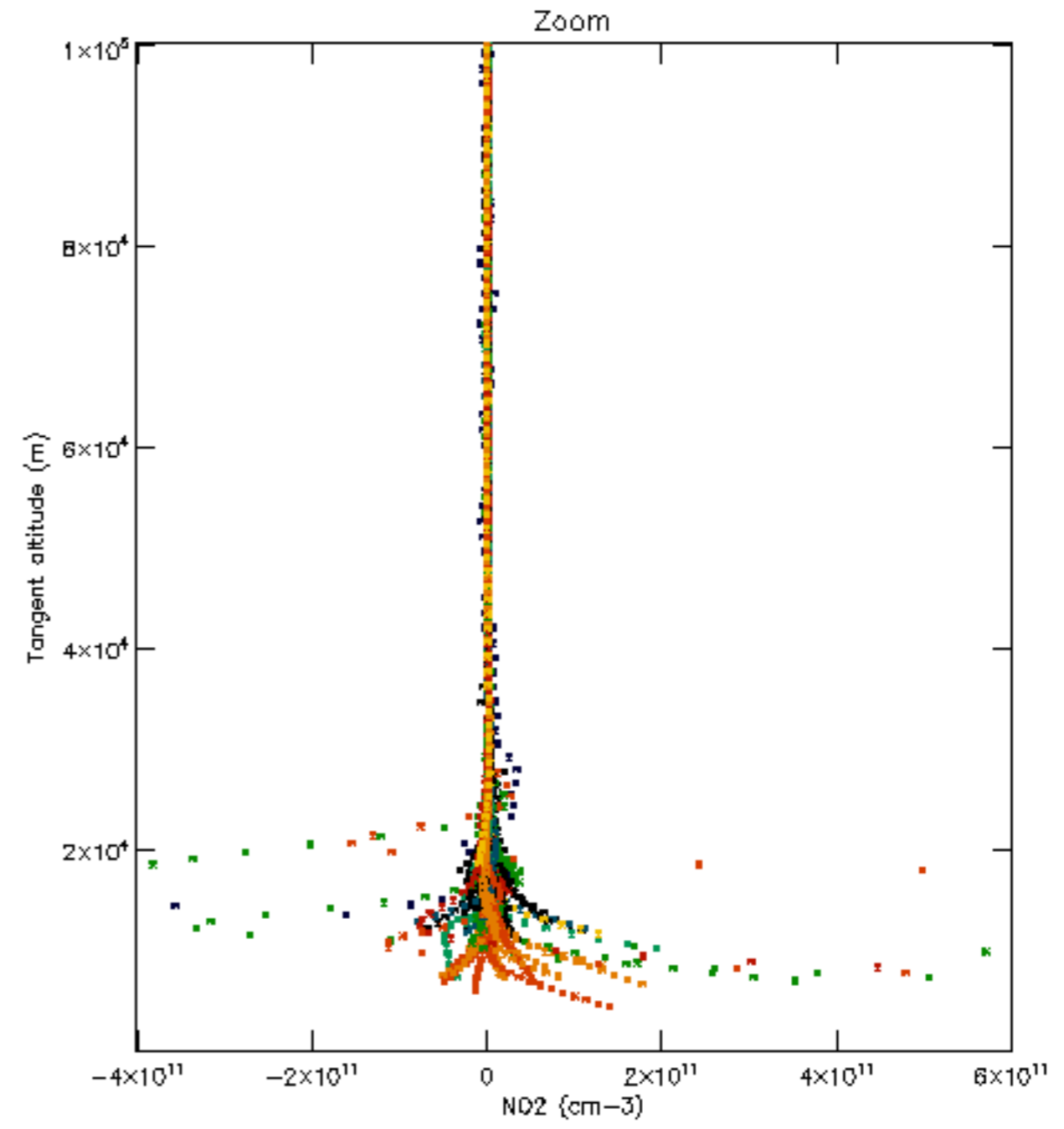
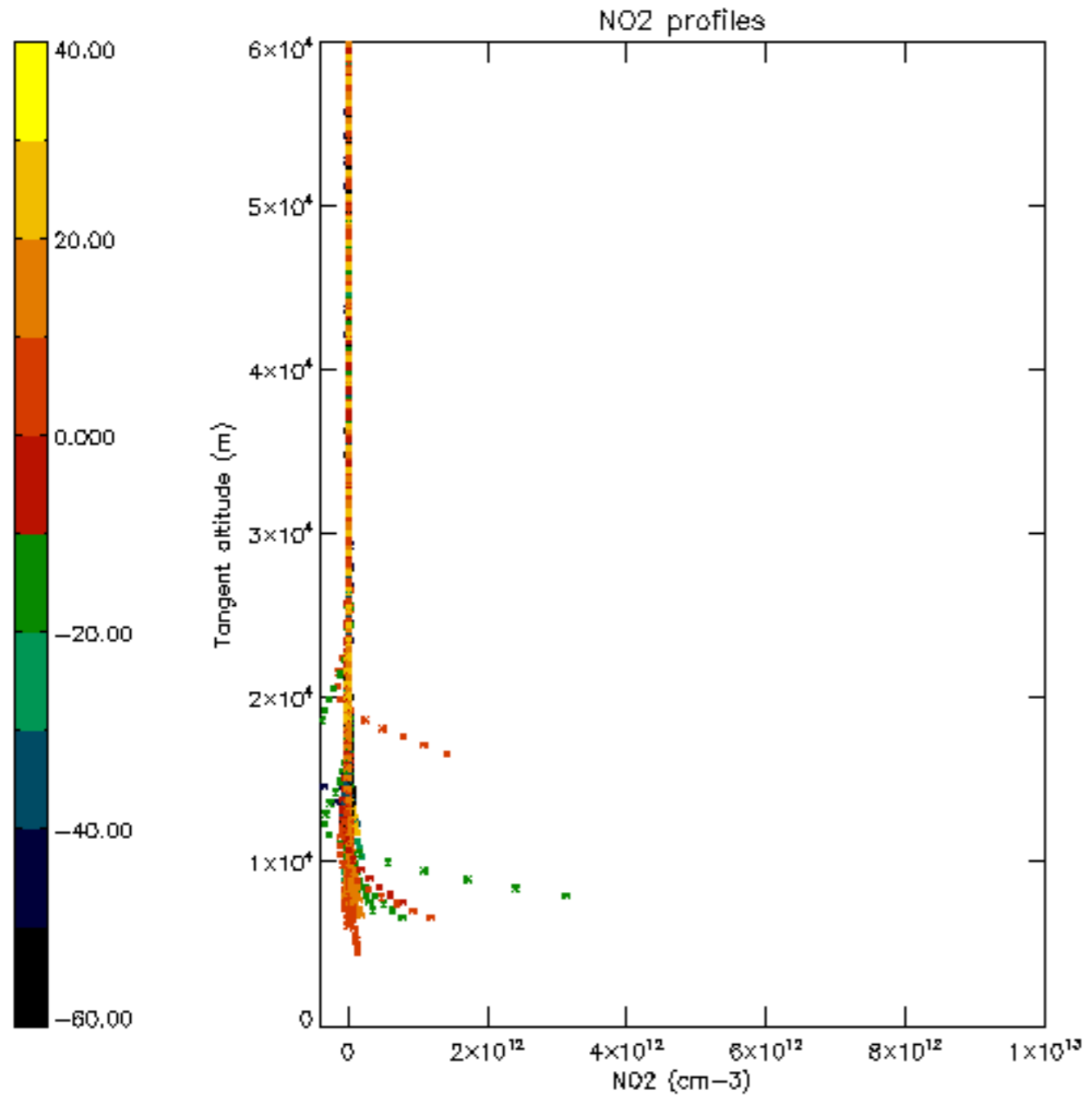




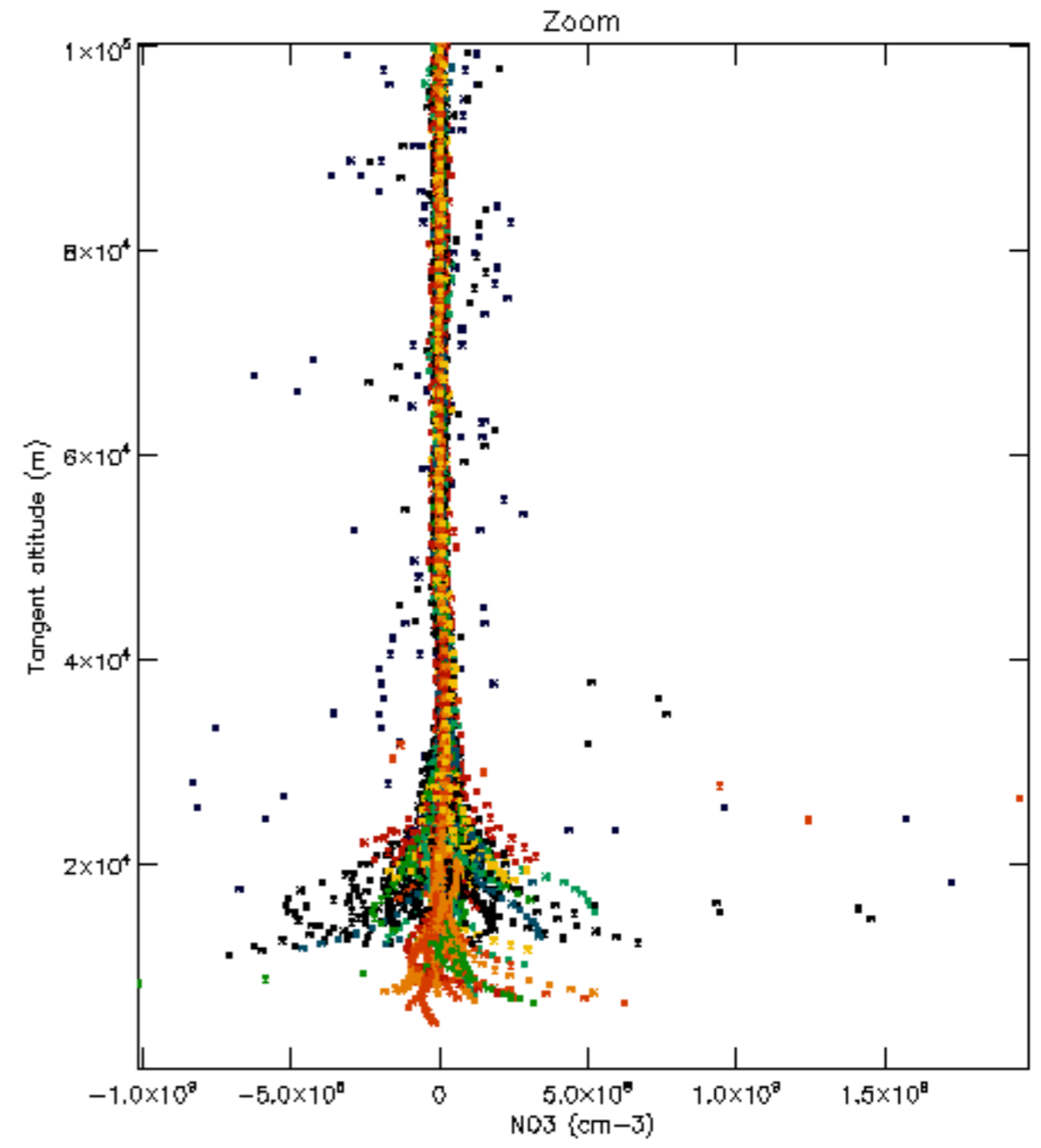
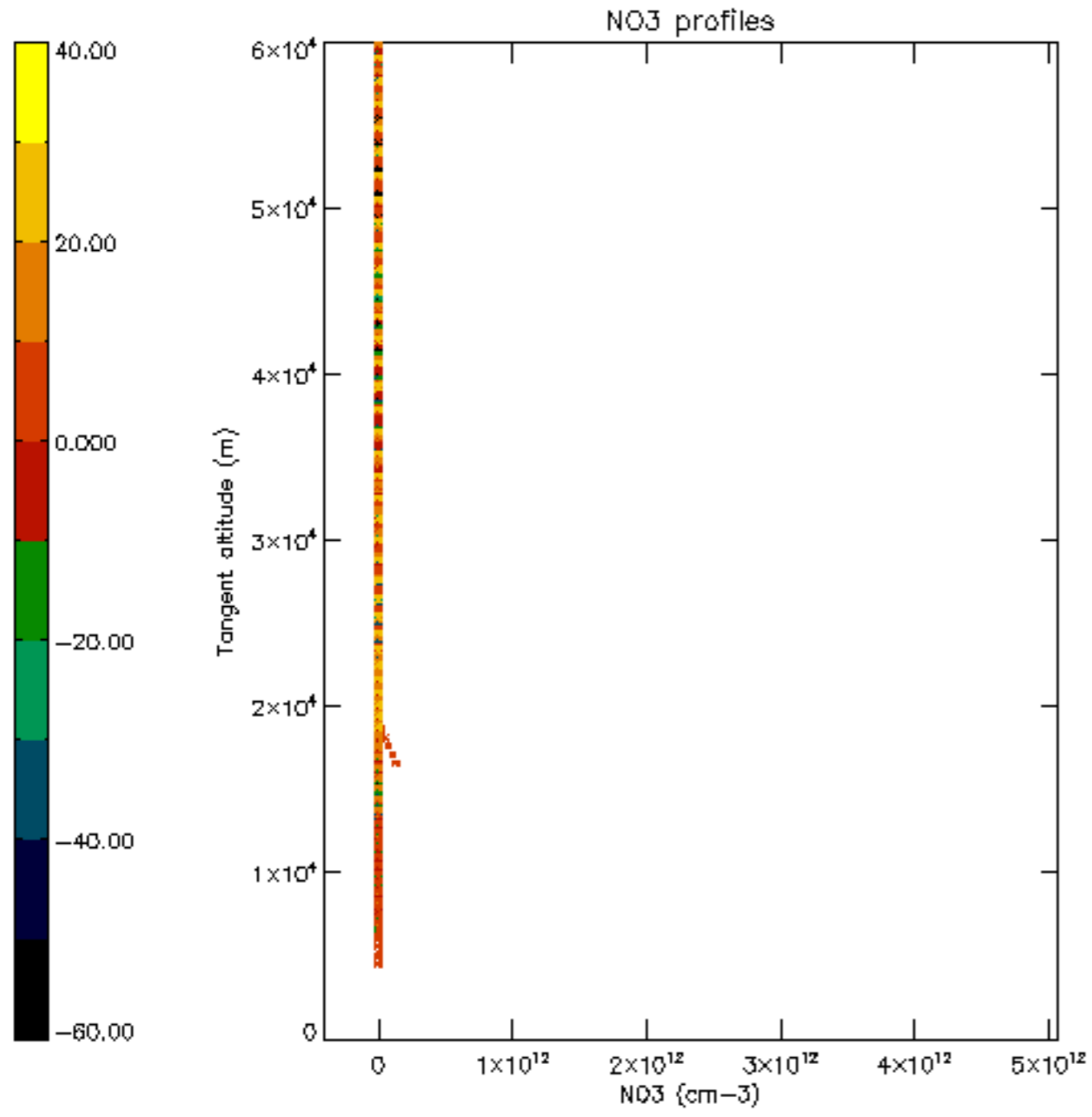


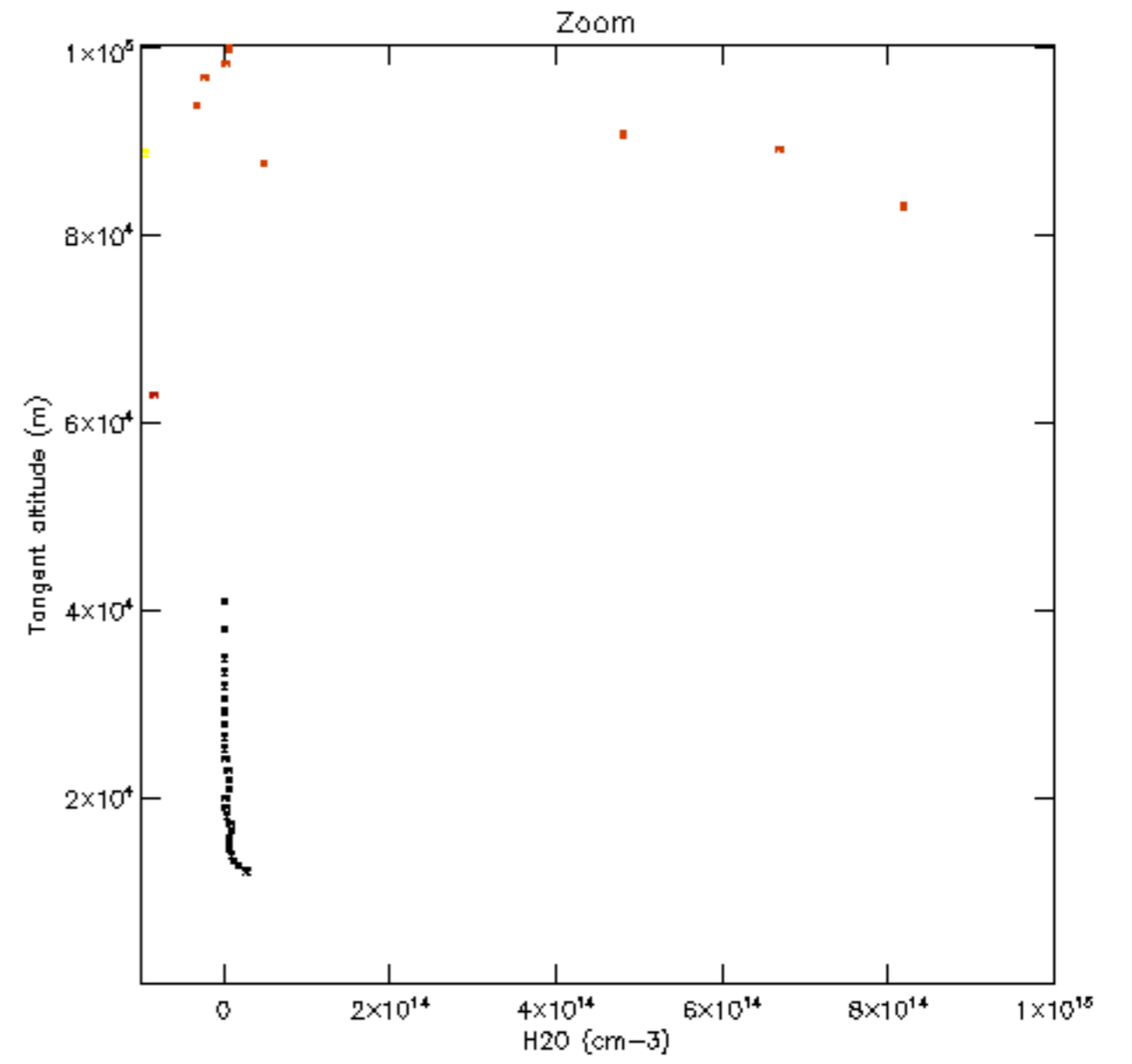
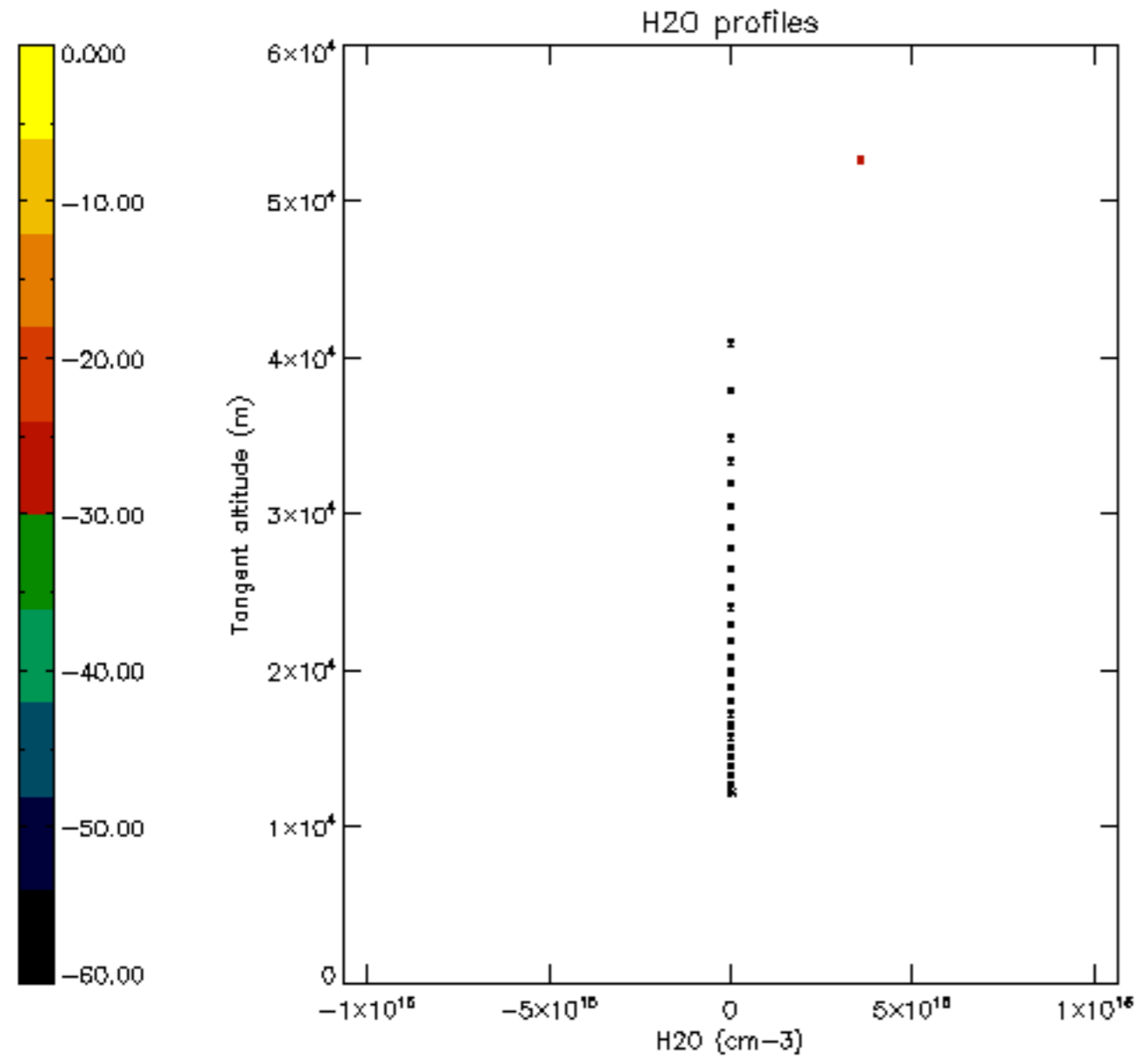


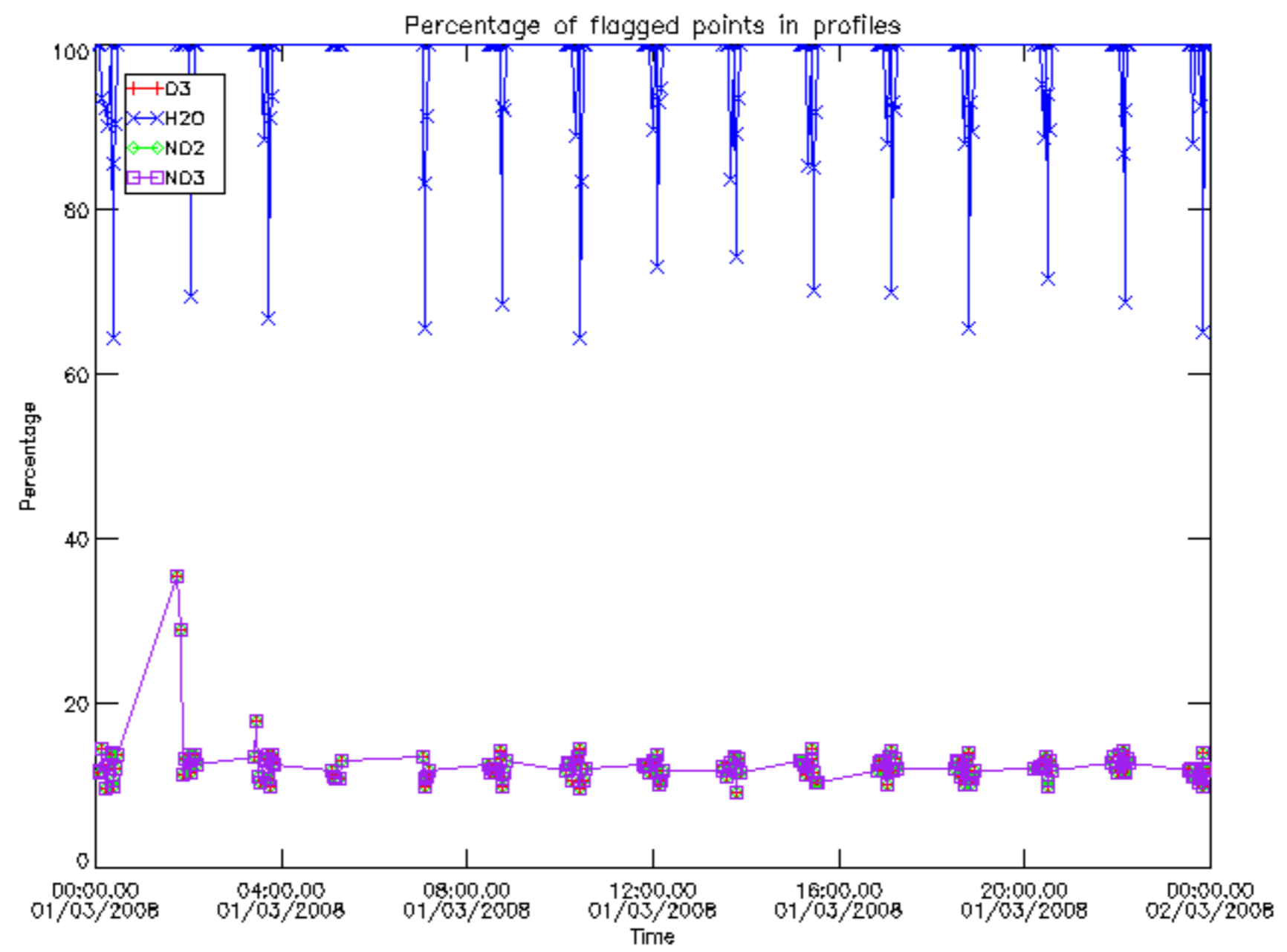




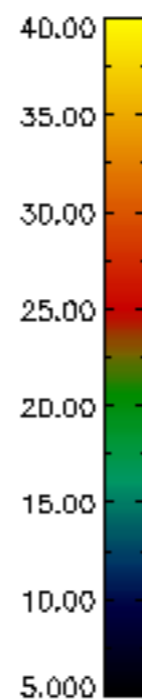
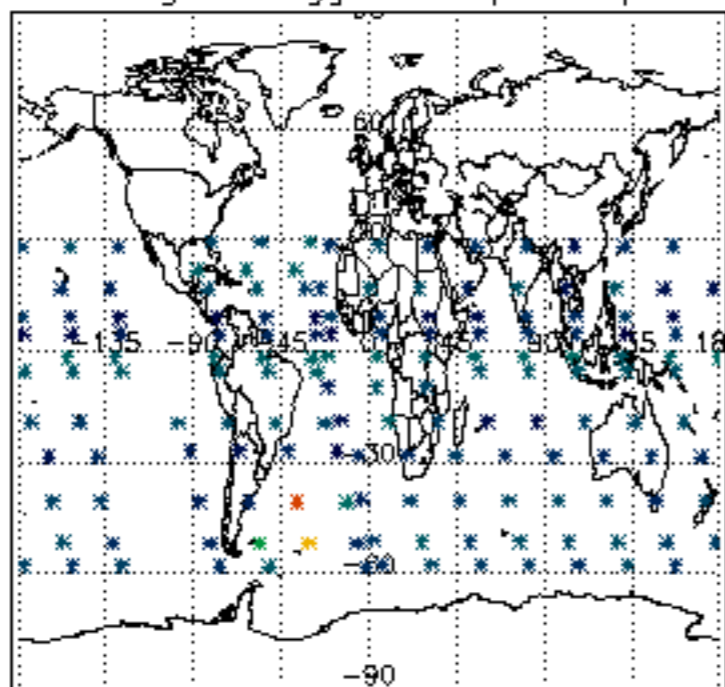




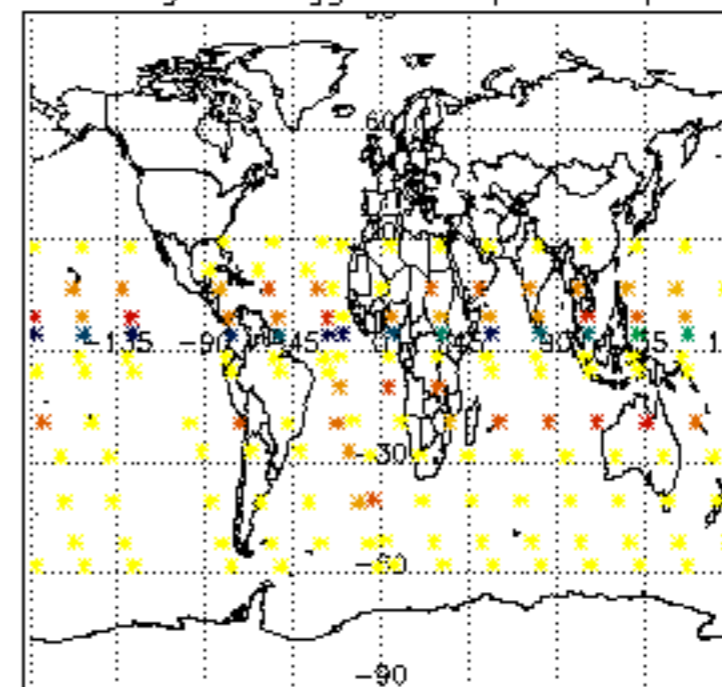




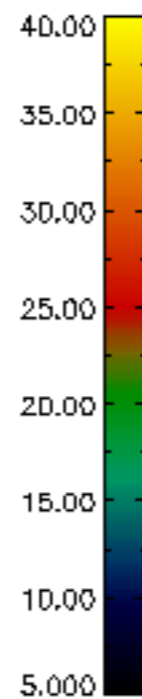
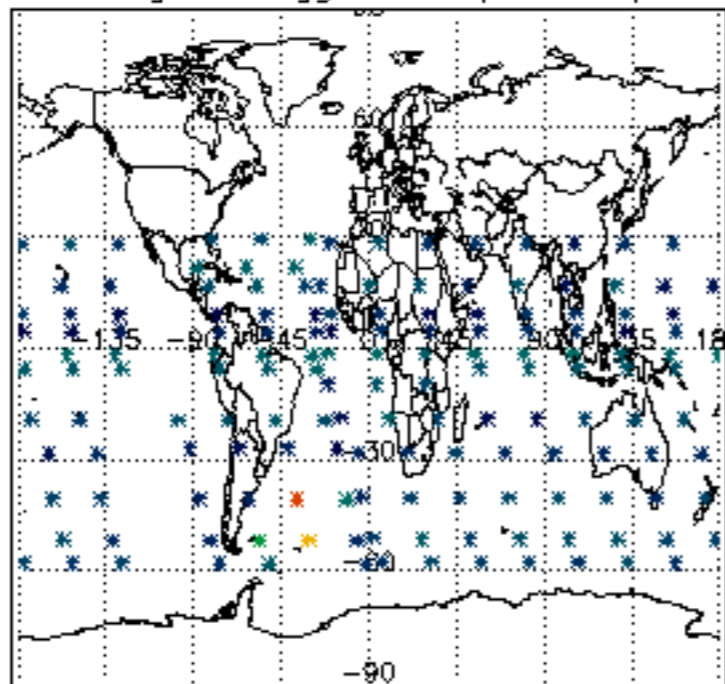
Percentage of flagged data per D3 profile



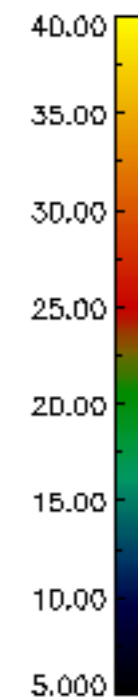
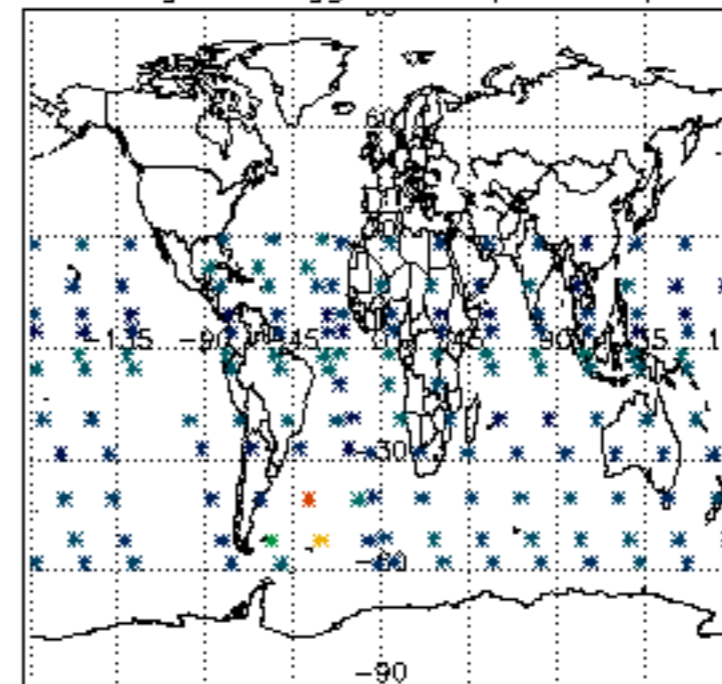
Percentage of flagged data per H2O profile



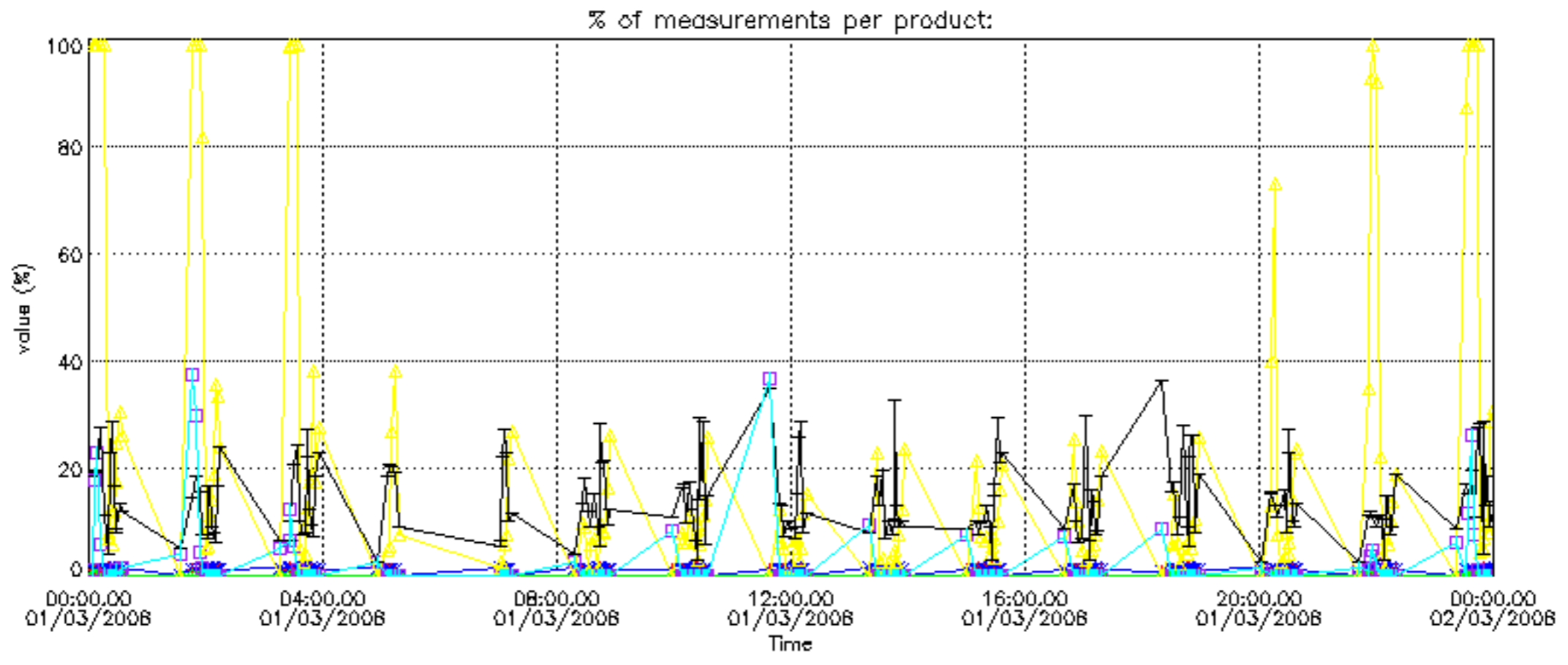
Percentage of flagged data per NO2 profile

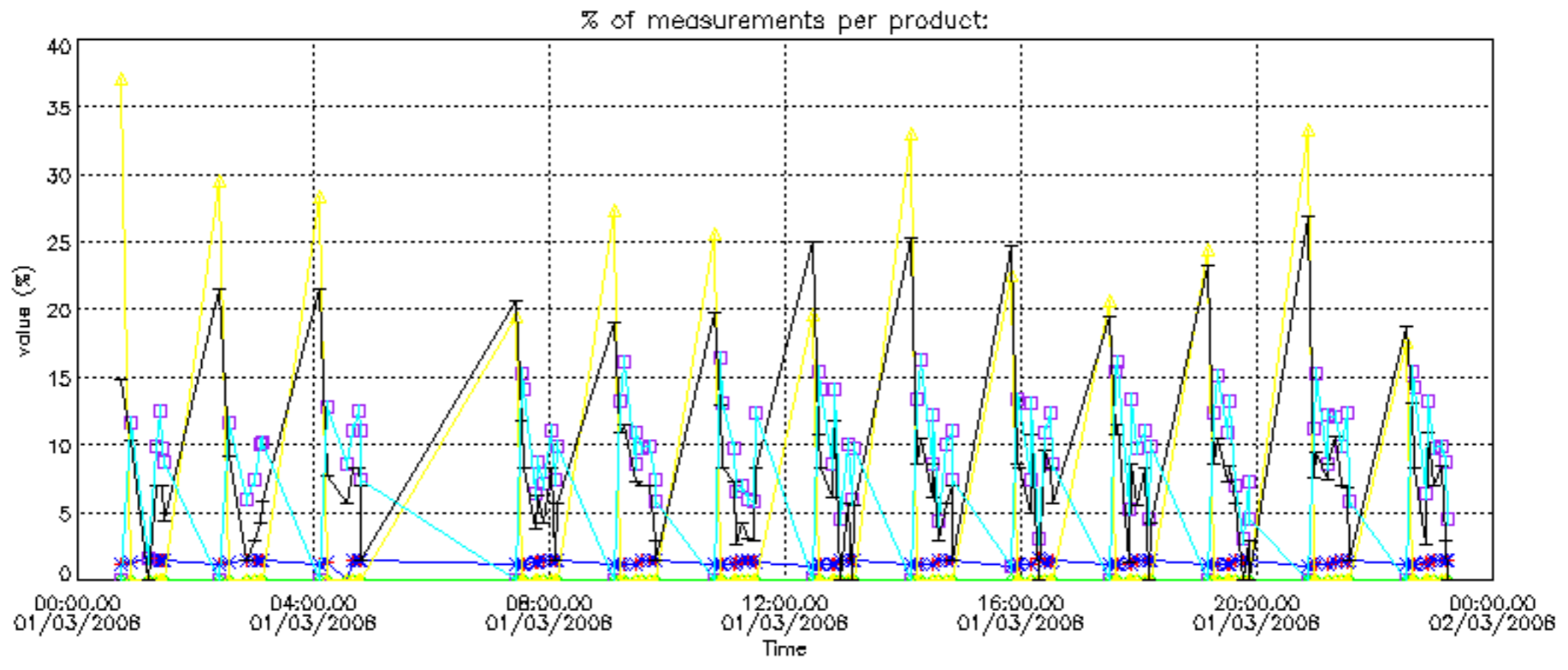


Percentage of flagged data per NO3 profile

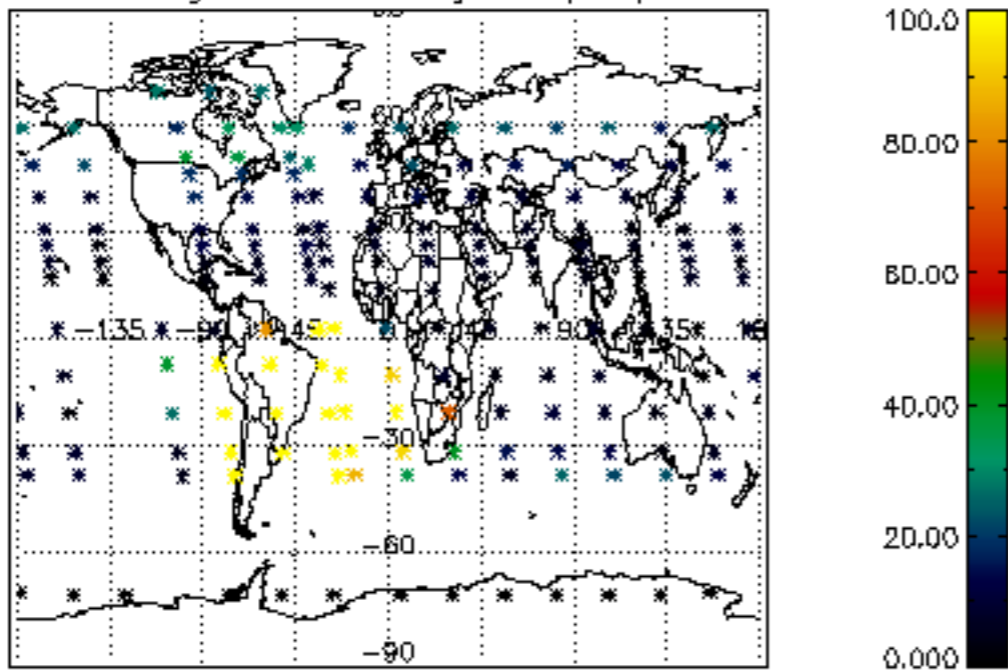




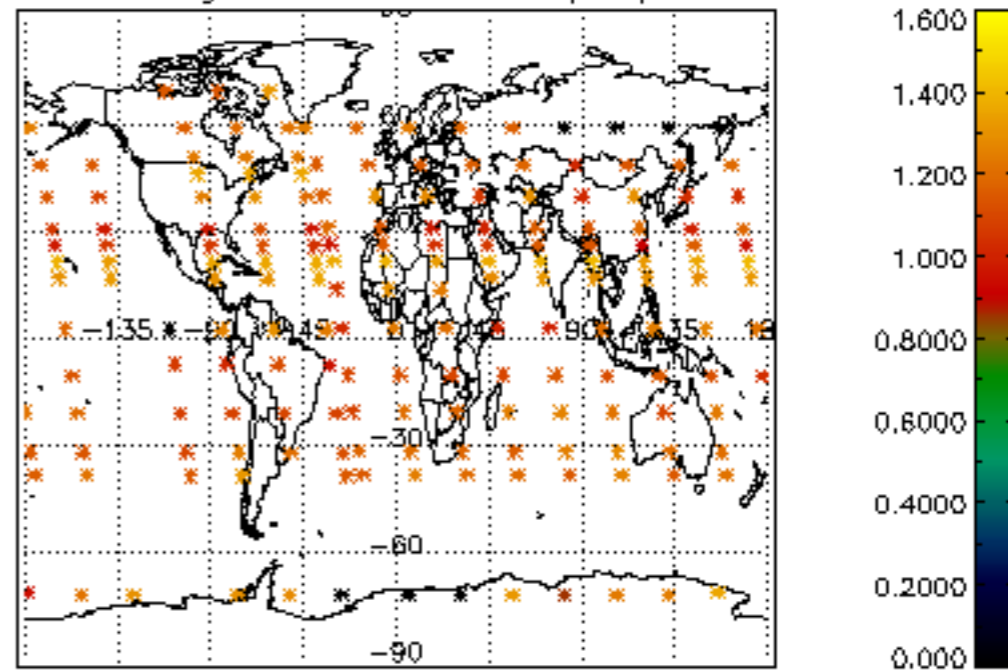




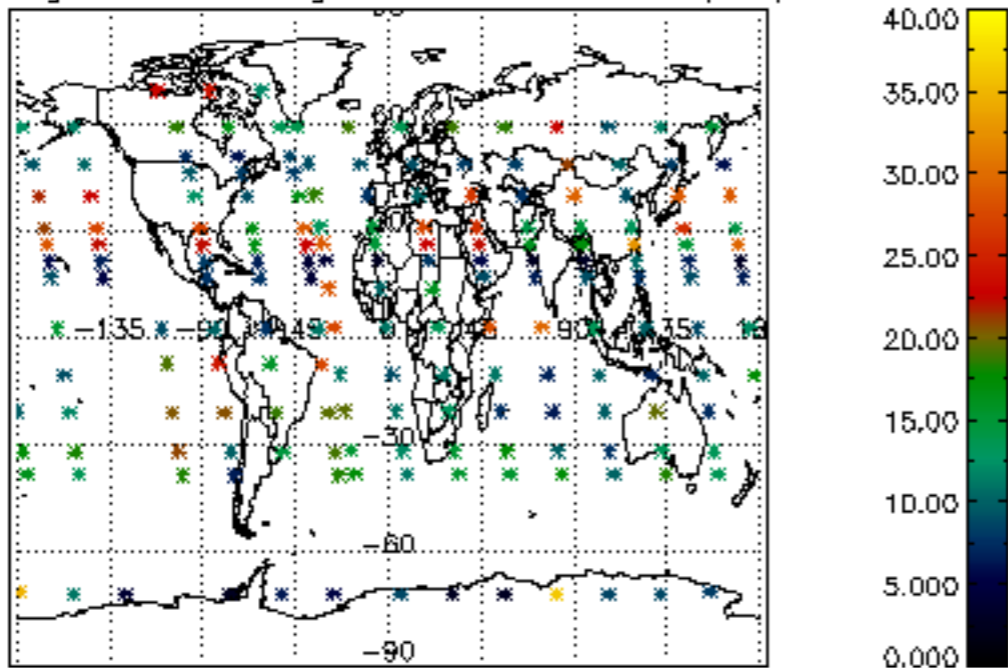
Percentage of cosmic ray hits per profile



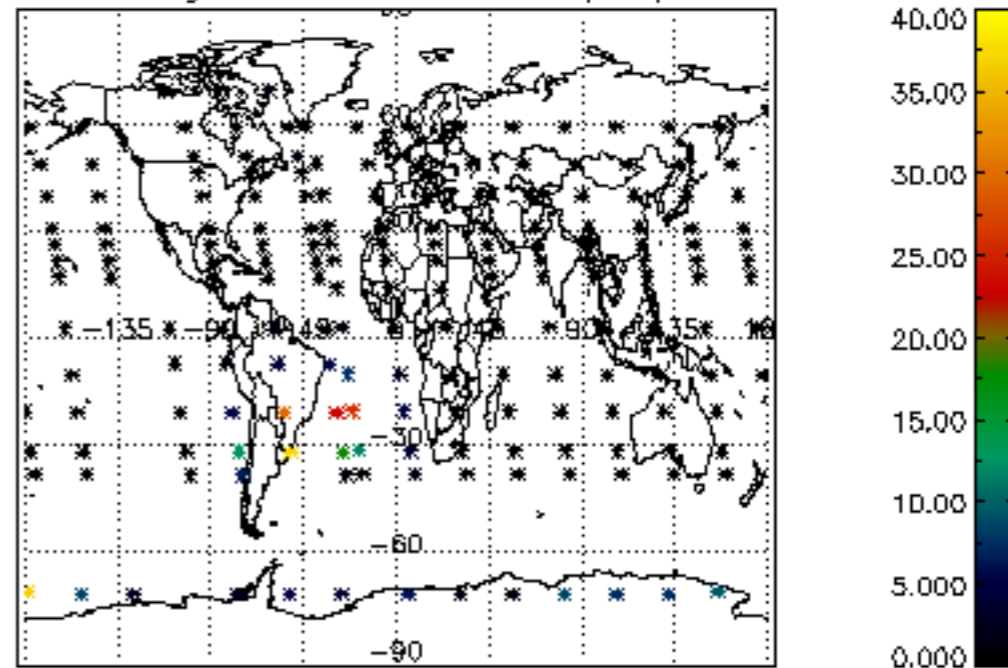
Percentage of datation errors per profile



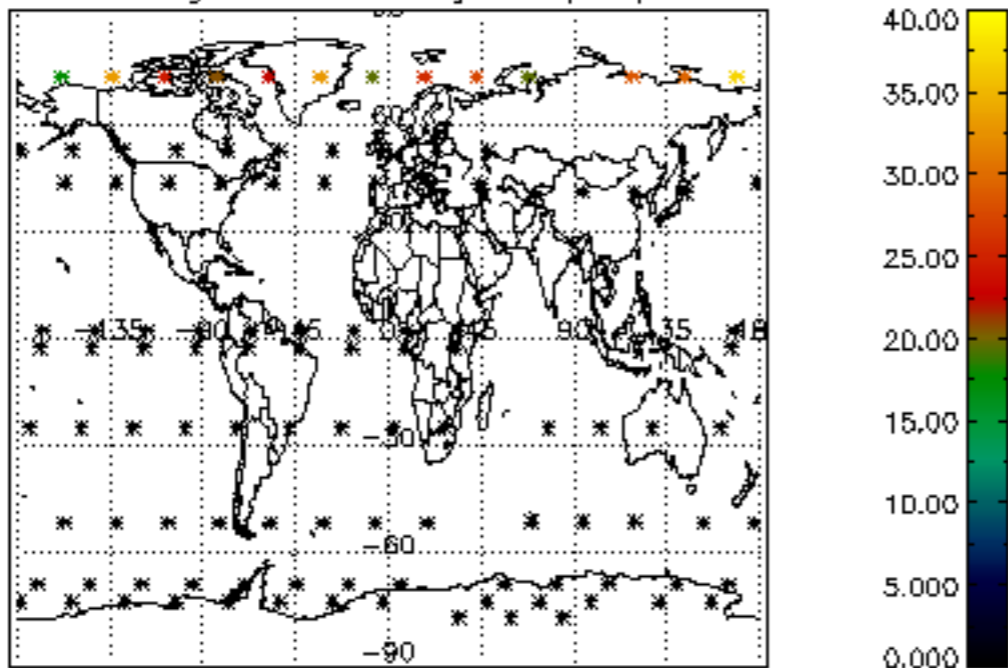
Percentage of star falling outside central band per profile



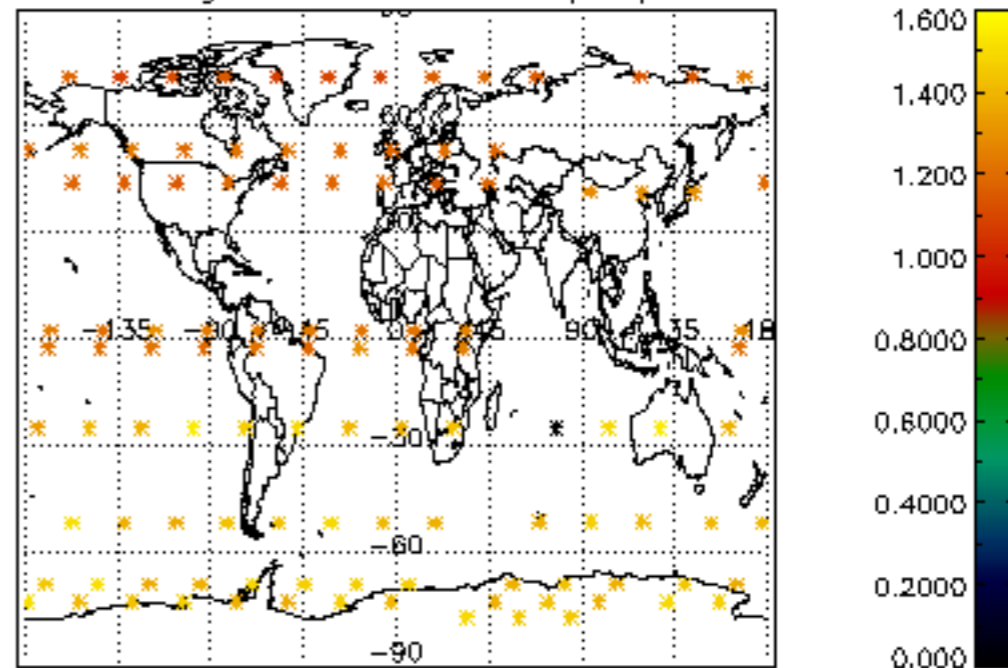
Percentage of saturation errors per profile



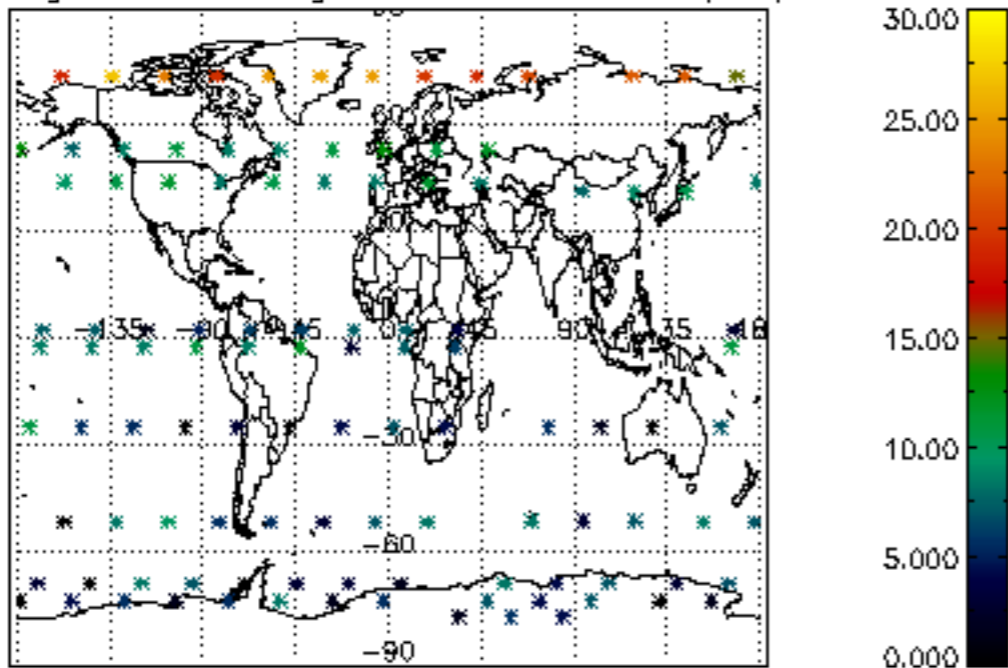
Percentage of cosmic ray hits per profile



Percentage of datation errors per profile



Percentage of star falling outside central band per profile



Percentage of saturation errors per profile

