

GOMOS Level 2 Daily Report

SUMMARY

[1. General Info](#)

[2. Summary of processed GOM_NL_2P products](#)

[3. Level 2 Quality information per product](#)

[3.1 Plot of level 2 quality information per product \(time dependant\)](#)

[3.2 Plot of level 2 quality information per product \(world map\)](#)

[4. Level 1 Quality information per product \(stored on level 2 products\)](#)

[4.1 Plot of level 1 quality information per product \(time dependant\)](#)

[4.1.1 Plot of level 1 quality information per product \(time dependant\): ASCENDING](#)

[4.1.2 Plot of level 1 quality information per product \(time dependant\): DESCENDING](#)

[4.2 Plot of level 1 quality information per product \(world map\)](#)

[4.2.1 Plot of level 1 quality information per product \(world map\): ASCENDING](#)

[4.2.2 Plot of level 1 quality information per product \(world map\): DESCENDING](#)

[5. Ozone profiles based on quality statistics and other trace gas profiles](#)

[5.1 Ozone statistics based on quality of products](#)

[5.2 Plot ozone profiles for all STD \(dark without errors\)](#)

[5.3 Plot ozone profiles where STD < 20% \(dark without errors\)](#)

[5.4. Plot ozone profiles where STD < 10% \(dark without errors\)](#)

[5.5. Plot ozone profiles where STD < 5% \(dark without errors\)](#)

[5.6 Plot NO2 profiles for all STD \(dark without errors\)](#)

[5.7 Plot NO3 profiles for all STD \(dark without errors\)](#)

[5.8 Plot H2O profiles \(only for occultations of stars 1,2,3,4,13,14,16,26,63 dark without errors\) for all STD](#)

[6. Auxiliary Data Files used for the production reported in section 2](#)

This report presents the daily analysis on parameters extracted from GOMOS level 2 data (GOM_NL__2P). It is intended to monitor some important parameters that will impact the quality of these products. A list of level 2 products (and content) that have arrived during the reporting day to the PCF is also given.

Item	Value
Time of report generation	25APR2013 11:03:49
Data source version	GOMOS/6.01
Start time of products	29-02-2008 (29FEB2008 00:00:00)
Stop time of products	01-03-2008 (01MAR2008 00:00:00)
Store outputs in DB	Yes
Nb of level 2 prods	309
Nb of prods with errors	0

2. Summary of processed GOM_NL__2P products.

Nr	Filename	UTC Start time	Limb	Duration	Star Id	Star Name	Star Mag	Star Temp	Nb Meas	Orbit	Prod. error
1	GOM_NL__2PRFIN20080229_000250_000000352066_00245_31361_9653.N1	29-FEB-2008 00:02:50	Bright	35.000	49	1Alp UMi	1.9900	6300.0	70	31361	No
2	GOM_NL__2PRFIN20080229_001018_000000362066_00245_31361_9654.N1	29-FEB-2008 00:10:18	Bright	36.000	89	5Alp Cep	2.4510	8000.0	72	31361	No
3	GOM_NL__2PRFIN20080229_001524_000000352066_00245_31361_9655.N1	29-FEB-2008 00:15:24	Bright	34.500	19	50Alp Cyg	1.2460	10500.	69	31361	No
4	GOM_NL__2PRFIN20080229_001658_000000352066_00245_31361_9656.N1	29-FEB-2008 00:16:58	Bright	34.500	66	37Gam Cyg	2.2080	5900.0	69	31361	No
5	GOM_NL__2PRFIN20080229_001830_000000352066_00245_31361_9657.N1	29-FEB-2008 00:18:30	Bright	34.500	92	53Eps Cyg	2.5000	4500.0	69	31361	No
6	GOM_NL__2PRFIN20080229_002531_000000402066_00245_31361_9658.N1	29-FEB-2008 00:25:31	Bright	40.000	168	17Zet Aql	2.9860	11000.	80	31361	No
7	GOM_NL__2PRFIN20080229_003517_000000412066_00245_31361_9659.N1	29-FEB-2008 00:35:17	Dark	41.000	155	41Pi Sgr	2.9000	6600.0	82	31361	No
8	GOM_NL__2PRFIN20080229_004011_000000452066_00245_31361_9660.N1	29-FEB-2008 00:40:11	Dark	45.000	38	20Eps Sgr	1.8360	11000.	90	31361	No
9	GOM_NL__2PRFIN20080229_004259_000000442066_00245_31361_9661.N1	29-FEB-2008 00:42:59	Dark	44.000	25	35Lam Sco	1.6200	28000.	88	31361	No
10	GOM_NL__2PRFIN20080229_004647_000000422066_00246_31362_9643.N1	29-FEB-2008 00:46:47	Dark	42.000	141	Bet Ara	2.8400	4600.0	84	31362	No
11	GOM_NL__2PRFIN20080229_005045_000000392066_00246_31362_9644.N1	29-FEB-2008 00:50:45	Dark	39.000	134	Bet TrA	2.8100	6600.0	78	31362	No
12	GOM_NL__2PRFIN20080229_005204_000000372066_00246_31362_9645.N1	29-FEB-2008 00:52:04	Dark	37.000	145	Gam TrA	2.8720	10600.	74	31362	No
13	GOM_NL__2PRFIN20080229_005320_000000542066_00246_31362_9646.N1	29-FEB-2008 00:53:20	Dark	54.000	4	Alp1Cen	-0.010000	5800.0	108	31362	No
14	GOM_NL__2PRFIN20080229_005439_000000412066_00246_31362_9647.N1	29-FEB-2008 00:54:39	Dark	41.000	10	Bet Cen	0.61000	28000.	82	31362	No
15	GOM_NL__2PRFIN20080229_005716_000000472066_00246_31362_9648.N1	29-FEB-2008 00:57:16	Dark	47.000	12	Alp1Cru	0.77500	30000.	94	31362	No
16	GOM_NL__2PRFIN20080229_010023_000000422066_00246_31362_9649.N1	29-FEB-2008 01:00:23	Dark	42.000	99	Del Cen	2.5750	26000.	84	31362	No
17	GOM_NL__2PRFIN20080229_010248_000000402066_00246_31362_9650.N1	29-FEB-2008 01:02:48	Straylight	40.000	113	Mu Vel	2.6920	5000.0	80	31362	No
18	GOM_NL__2PRFIN20080229_010554_000000402066_00246_31362_9651.N1	29-FEB-2008 01:05:54	Straylight	40.000	65	Lam Vel	2.2040	4400.0	80	31362	No
19	GOM_NL__2PRFIN20080229_011525_000000442066_00246_31362_9652.N1	29-FEB-2008 01:15:25	Twilight_stray	43.500	48	30Alp Hya	1.9770	4100.0	87	31362	No
20	GOM_NL__2PRFIN20080229_012458_000000392066_00246_31362_9653.N1	29-FEB-2008 01:24:58	Bright	39.000	166	17Eps Leo	2.9800	6000.0	78	31362	No
21	GOM_NL__2PRFIN20080229_014326_000000352066_00246_31362_9654.N1	29-FEB-2008 01:43:26	Bright	35.000	49	1Alp UMi	1.9900	6300.0	70	31362	No
22	GOM_NL__2PRFIN20080229_015054_000000362066_00246_31362_9655.N1	29-FEB-2008 01:50:54	Bright	35.500	89	5Alp Cep	2.4510	8000.0	71	31362	No
23	GOM_NL__2PRFIN20080229_015600_000000362066_00246_31362_9656.N1	29-FEB-2008 01:56:00	Bright	35.500	19	50Alp Cyg	1.2460	10500.	71	31362	No
24	GOM_NL__2PRFIN20080229_015734_000000342066_00246_31362_9657.N1	29-FEB-2008 01:57:34	Bright	34.000	66	37Gam Cyg	2.2080	5900.0	68	31362	No
25	GOM_NL__2PRFIN20080229_015906_000000342066_00246_31362_9658.N1	29-FEB-2008 01:59:06	Bright	33.500	92	53Eps Cyg	2.5000	4500.0	67	31362	No
26	GOM_NL__2PRFIN20080229_020607_000000382066_00246_31362_9659.N1	29-FEB-2008 02:06:07	Bright	37.500	168	17Zet Aql	2.9860	11000.	75	31362	No
27	GOM_NL__2PRFIN20080229_021554_000000432066_00246_31362_9660.N1	29-FEB-2008 02:15:54	Dark	42.500	155	41Pi Sgr	2.9000	6600.0	85	31362	No
28	GOM_NL__2PRFIN20080229_021742_000000422066_00246_31362_9661.N1	29-FEB-2008 02:17:42	Dark	41.500	57	34Sig Sgr	2.0660	26000.	83	31362	No
29	GOM_NL__2PRFIN20080229_022048_000000412066_00246_31362_9662.N1	29-FEB-2008 02:20:48	Dark	40.500	38	20Eps Sgr	1.8360	11000.	81	31362	No
30	GOM_NL__2PRFIN20080229_022336_000000372066_00246_31362_9663.N1	29-FEB-2008 02:23:36	Dark	37.000	25	35Lam Sco	1.6200	28000.	74	31362	No
31	GOM_NL__2PRFIN20080229_022436_000000472066_00246_31362_9664.N1	29-FEB-2008 02:24:36	Dark	47.000	40	The Sco	1.8590	7100.0	94	31362	No
32	GOM_NL__2PRFIN20080229_022723_000000402066_00247_31363_9632.N1	29-FEB-2008 02:27:23	Dark	40.000	141	Bet Ara	2.8400	4600.0	80	31363	No
33	GOM_NL__2PRFIN20080229_023122_000000392066_00247_31363_9633.N1	29-FEB-2008 02:31:22	Dark	38.500	134	Bet TrA	2.8100	6600.0	77	31363	No
34	GOM_NL__2PRFIN20080229_023240_000000392066_00247_31363_9634.N1	29-FEB-2008 02:32:40	Dark	38.500	145	Gam TrA	2.8720	10600.	77	31363	No
35	GOM_NL__2PRFIN20080229_023356_000000502066_00247_31363_9635.N1	29-FEB-2008 02:33:56	Dark	49.500	4	Alp1Cen	-0.010000	5800.0	99	31363	No
36	GOM_NL__2PRFIN20080229_023516_000000402066_00247_31363_9636.N1	29-FEB-2008 02:35:16	Dark	40.000	10	Bet Cen	0.61000	28000.	80	31363	No
37	GOM_NL__2PRFIN20080229_023752_000000452066_00247_31363_9637.N1	29-FEB-2008 02:37:52	Dark	44.500	12	Alp1Cru	0.77500	30000.	89	31363	No
38	GOM_NL__2PRFIN20080229_024100_000000422066_00247_31363_9638.N1	29-FEB-2008 02:41:00	Dark	42.000	99	Del Cen	2.5750	26000.	84	31363	No
39	GOM_NL__2PRFIN20080229_024324_000000402066_00247_31363_9639.N1	29-FEB-2008 02:43:24	Straylight	40.000	113	Mu Vel	2.6920	5000.0	80	31363	No
40	GOM_NL__2PRFIN20080229_024630_000000432066_00247_31363_9640.N1	29-FEB-2008 02:46:30	Straylight	43.000	65	Lam Vel	2.2040	4400.0	86	31363	No
41	GOM_NL__2PRFIN20080229_025601_000000432066_00247_31363_9641.N1	29-FEB-2008 02:56:01	Twilight_stray	42.500	48	30Alp Hya	1.9770	4100.0	85	31363	No
42	GOM_NL__2PRFIN20080229_030534_000000392066_00247_31363_9642.N1	29-FEB-2008 03:05:34	Bright	39.000	166	17Eps Leo	2.9800	6000.0	78	31363	No

43	GOM_NL__2PRFIN20080229_032402_000000362066_00247_31363_9643.N1	29-FEB-2008 03:24:02	Bright	35.500	49	1Alp UMi	1.9900	6300.0	71	31363	No
44	GOM_NL__2PRFIN20080229_033130_000000472066_00247_31363_9644.N1	29-FEB-2008 03:31:30	Bright	47.000	89	5Alp Cep	2.4510	8000.0	94	31363	No
45	GOM_NL__2PRFIN20080229_033636_000000352066_00247_31363_9645.N1	29-FEB-2008 03:36:36	Bright	35.000	19	50Alp Cyg	1.2460	10500.	70	31363	No
46	GOM_NL__2PRFIN20080229_033810_000000362066_00247_31363_9646.N1	29-FEB-2008 03:38:10	Bright	35.500	66	37Gam Cyg	2.2080	5900.0	71	31363	No
47	GOM_NL__2PRFIN20080229_033943_000000512066_00247_31363_9647.N1	29-FEB-2008 03:39:43	Bright	51.000	92	53Eps Cyg	2.5000	4500.0	102	31363	No
48	GOM_NL__2PRFIN20080229_034643_000000392066_00247_31363_9648.N1	29-FEB-2008 03:46:43	Bright	38.500	168	17Zet Aql	2.9860	11000.	77	31363	No
49	GOM_NL__2PRFIN20080229_035630_000000392066_00247_31363_9649.N1	29-FEB-2008 03:56:30	Dark	38.500	155	41Pi Sgr	2.9000	6600.0	77	31363	No
50	GOM_NL__2PRFIN20080229_035819_000000422066_00247_31363_9650.N1	29-FEB-2008 03:58:19	Dark	41.500	57	34Sig Sgr	2.0660	26000.	83	31363	No
51	GOM_NL__2PRFIN20080229_040124_000000472066_00247_31363_9651.N1	29-FEB-2008 04:01:24	Dark	46.500	38	20Eps Sgr	1.8360	11000.	93	31363	No
52	GOM_NL__2PRFIN20080229_040413_000000372066_00247_31363_9652.N1	29-FEB-2008 04:04:13	Dark	37.000	25	35Lam Sco	1.6200	28000.	74	31363	No
53	GOM_NL__2PRFIN20080229_040513_000000492066_00247_31363_9653.N1	29-FEB-2008 04:05:13	Dark	48.500	40	The Sco	1.8590	7100.0	97	31363	No
54	GOM_NL__2PRFIN20080229_040800_000000402066_00248_31364_9644.N1	29-FEB-2008 04:08:00	Dark	40.000	141	Bet Ara	2.8400	4600.0	80	31364	No
55	GOM_NL__2PRFIN20080229_041159_000000392066_00248_31364_9645.N1	29-FEB-2008 04:11:59	Dark	39.000	134	Bet TrA	2.8100	6600.0	78	31364	No
56	GOM_NL__2PRFIN20080229_041317_000000362066_00248_31364_9646.N1	29-FEB-2008 04:13:17	Dark	36.000	145	Gam TrA	2.8720	10600.	72	31364	No
57	GOM_NL__2PRFIN20080229_041433_000000422066_00248_31364_9647.N1	29-FEB-2008 04:14:33	Dark	42.000	4	Alp1Cen	-0.010000	5800.0	84	31364	No
58	GOM_NL__2PRFIN20080229_041552_000000462066_00248_31364_9648.N1	29-FEB-2008 04:15:52	Dark	45.500	10	Bet Cen	0.61000	28000.	91	31364	No
59	GOM_NL__2PRFIN20080229_041828_000000452066_00248_31364_9649.N1	29-FEB-2008 04:18:28	Dark	45.000	12	Alp1Cru	0.77500	30000.	90	31364	No
60	GOM_NL__2PRFIN20080229_042136_000000412066_00248_31364_9650.N1	29-FEB-2008 04:21:36	Dark	41.000	99	Del Cen	2.5750	26000.	82	31364	No
61	GOM_NL__2PRFIN20080229_042401_000000422066_00248_31364_9651.N1	29-FEB-2008 04:24:01	Straylight	41.500	113	Mu Vel	2.6920	5000.0	83	31364	No
62	GOM_NL__2PRFIN20080229_042707_000000432066_00248_31364_9652.N1	29-FEB-2008 04:27:07	Straylight	42.500	65	Lam Vel	2.2040	4400.0	85	31364	No
63	GOM_NL__2PRFIN20080229_043637_000000462066_00248_31364_9653.N1	29-FEB-2008 04:36:37	Tw_i_and_stray	46.000	48	30Alp Hya	1.9770	4100.0	92	31364	No
64	GOM_NL__2PRFIN20080229_044610_000000402066_00248_31364_9654.N1	29-FEB-2008 04:46:10	Bright	40.000	166	17Eps Leo	2.9800	6000.0	80	31364	No
65	GOM_NL__2PRFIN20080229_050438_000000342066_00248_31364_9655.N1	29-FEB-2008 05:04:38	Bright	34.000	49	1Alp UMi	1.9900	6300.0	68	31364	No
66	GOM_NL__2PRFIN20080229_051207_000000352066_00248_31364_9656.N1	29-FEB-2008 05:12:07	Bright	34.500	89	5Alp Cep	2.4510	8000.0	69	31364	No
67	GOM_NL__2PRFIN20080229_051713_000000332066_00248_31364_9657.N1	29-FEB-2008 05:17:13	Bright	33.000	19	50Alp Cyg	1.2460	10500.	66	31364	No
68	GOM_NL__2PRFIN20080229_051847_000000332066_00248_31364_9658.N1	29-FEB-2008 05:18:47	Bright	33.000	66	37Gam Cyg	2.2080	5900.0	66	31364	No
69	GOM_NL__2PRFIN20080229_052019_000000332066_00248_31364_9659.N1	29-FEB-2008 05:20:19	Bright	33.000	92	53Eps Cyg	2.5000	4500.0	66	31364	No
70	GOM_NL__2PRFIN20080229_052720_000000382066_00248_31364_9660.N1	29-FEB-2008 05:27:20	Bright	38.000	168	17Zet Aql	2.9860	11000.	76	31364	No
71	GOM_NL__2PRFIN20080229_053707_000000422066_00248_31364_9661.N1	29-FEB-2008 05:37:07	Dark	42.000	155	41Pi Sgr	2.9000	6600.0	84	31364	No
72	GOM_NL__2PRFIN20080229_053855_000000432066_00248_31364_9662.N1	29-FEB-2008 05:38:55	Dark	42.500	57	34Sig Sgr	2.0660	26000.	85	31364	No
73	GOM_NL__2PRFIN20080229_054201_000000472066_00248_31364_9663.N1	29-FEB-2008 05:42:01	Dark	47.000	38	20Eps Sgr	1.8360	11000.	94	31364	No
74	GOM_NL__2PRFIN20080229_054450_000000312066_00248_31364_9664.N1	29-FEB-2008 05:44:50	Dark	31.000	25	35Lam Sco	1.6200	28000.	62	31364	No
75	GOM_NL__2PRFIN20080229_054549_000000422066_00248_31364_9665.N1	29-FEB-2008 05:45:49	Dark	41.500	40	The Sco	1.8590	7100.0	83	31364	No
76	GOM_NL__2PRFIN20080229_054836_000000392066_00249_31365_9642.N1	29-FEB-2008 05:48:36	Dark	39.000	141	Bet Ara	2.8400	4600.0	78	31365	No
77	GOM_NL__2PRFIN20080229_055235_000000392066_00249_31365_9643.N1	29-FEB-2008 05:52:35	Dark	38.500	134	Bet TrA	2.8100	6600.0	77	31365	No
78	GOM_NL__2PRFIN20080229_055353_000000372066_00249_31365_9644.N1	29-FEB-2008 05:53:53	Dark	37.000	145	Gam TrA	2.8720	10600.	74	31365	No
79	GOM_NL__2PRFIN20080229_055509_000000462066_00249_31365_9645.N1	29-FEB-2008 05:55:09	Dark	45.500	4	Alp1Cen	-0.010000	5800.0	91	31365	No
80	GOM_NL__2PRFIN20080229_055629_000000482066_00249_31365_9646.N1	29-FEB-2008 05:56:29	Dark	47.500	10	Bet Cen	0.61000	28000.	95	31365	No
81	GOM_NL__2PRFIN20080229_055905_000000492066_00249_31365_9647.N1	29-FEB-2008 05:59:05	Dark	48.500	12	Alp1Cru	0.77500	30000.	97	31365	No
82	GOM_NL__2PRFIN20080229_060213_000000462066_00249_31365_9648.N1	29-FEB-2008 06:02:13	Dark	45.500	99	Del Cen	2.5750	26000.	91	31365	No
83	GOM_NL__2PRFIN20080229_060437_000000432066_00249_31365_9649.N1	29-FEB-2008 06:04:37	Straylight	43.000	113	Mu Vel	2.6920	5000.0	86	31365	No
84	GOM_NL__2PRFIN20080229_060743_000000422066_00249_31365_9650.N1	29-FEB-2008 06:07:43	Straylight	42.000	65	Lam Vel	2.2040	4400.0	84	31365	No
85	GOM_NL__2PRFIN20080229_061713_000000432066_00249_31365_9651.N1	29-FEB-2008 06:17:13	Tw_i_and_stray	43.000	48	30Alp Hya	1.9770	4100.0	86	31365	No
86	GOM_NL__2PRFIN20080229_062646_000000392066_00249_31365_9652.N1	29-FEB-2008 06:26:46	Bright	38.500	166	17Eps Leo	2.9800	6000.0	77	31365	No
87	GOM_NL__2PRFIN20080229_064514_000000352066_00249_31365_9653.N1	29-FEB-2008 06:45:14	Bright	34.500	49	1Alp UMi	1.9900	6300.0	69	31365	No
88	GOM_NL__2PRFIN20080229_065243_000000372066_00249_31365_9654.N1	29-FEB-2008 06:52:43	Bright	36.500	89	5Alp Cep	2.4510	8000.0	73	31365	No
89	GOM_NL__2PRFIN20080229_065749_000000342066_00249_31365_9655.N1	29-FEB-2008 06:57:49	Bright	33.500	19	50Alp Cyg	1.2460	10500.	67	31365	No
90	GOM_NL__2PRFIN20080229_065923_000000362066_00249_31365_9656.N1	29-FEB-2008 06:59:23	Bright	35.500	66	37Gam Cyg	2.2080	5900.0	71	31365	No
91	GOM_NL__2PRFIN20080229_070055_000000352066_00249_31365_9657.N1	29-FEB-2008 07:00:55	Bright	34.500	92	53Eps Cyg	2.5000	4500.0	69	31365	No
92	GOM_NL__2PRFIN20080229_070756_000000382066_00249_31365_9658.N1	29-FEB-2008 07:07:56	Bright	38.000	168	17Zet Aql	2.9860	11000.	76	31365	No
93	GOM_NL__2PRFIN20080229_071743_000000392066_00249_31365_9659.N1	29-FEB-2008 07:17:43	Dark	39.000	155	41Pi Sgr	2.9000	6600.0	78	31365	No
94	GOM_NL__2PRFIN20080229_071932_000000422066_00249_31365_9660.N1	29-FEB-2008 07:19:32	Dark	41.500	57	34Sig Sgr	2.0660	26000.	83	31365	No
95	GOM_NL__2PRFIN20080229_072237_000000432066_00249_31365_9661.N1	29-FEB-2008 07:22:37	Dark	42.500	38	20Eps Sgr	1.8360	11000.	85	31365	No
96	GOM_NL__2PRFIN20080229_072527_000000312066_00249_31365_9662.N1	29-FEB-2008 07:25:27	Dark	31.000	25	35Lam Sco	1.6200	28000.	62	31365	No
97	GOM_NL__2PRFIN20080229_072626_000000462066_00249_31365_9663.N1	29-FEB-2008 07:26:26	Dark	46.000	40	The Sco	1.8590	7100.0	92	31365	No
98	GOM_NL__2PRFIN20080229_072913_000000412066_00250_31366_9642.N1	29-FEB-2008 07:29:13	Dark	41.000	141	Bet Ara	2.8400	4600.0	82	31366	No
99	GOM_NL__2PRFIN20080229_073312_000000392066_00250_31366_9643.N1	29-FEB-2008 07:33:12	Dark	39.000	134	Bet TrA	2.8100	6600.0	78	31366	No
100	GOM_NL__2PRFIN20080229_073430_000000372066_00250_31366_9644.N1	29-FEB-2008 07:34:30	Dark	36.500	145	Gam TrA	2.8720	10600.	73	31366	No
101	GOM_NL__2PRFIN20080229_073546_000000552066_00250_31366_9645.N1	29-FEB-2008 07:35:46	Dark	55.000	4	Alp1Cen	-0.010000	5800.0	110	31366	No

102	GOM_NL__2PRFIN20080229_073705_000000482066_00250_31366_9646.N1	29-FEB-2008 07:37:05	Dark	48.000	10	Bet Cen	0.61000	28000.	96	31366	No
103	GOM_NL__2PRFIN20080229_073941_000000462066_00250_31366_9647.N1	29-FEB-2008 07:39:41	Dark	45.500	12	Alp1Cru	0.77500	30000.	91	31366	No
104	GOM_NL__2PRFIN20080229_074249_000000442066_00250_31366_9648.N1	29-FEB-2008 07:42:49	Dark	43.500	99	Del Cen	2.5750	26000.	87	31366	No
105	GOM_NL__2PRFIN20080229_074513_000000432066_00250_31366_9649.N1	29-FEB-2008 07:45:13	Straylight	42.500	113	Mu Vel	2.6920	5000.0	85	31366	No
106	GOM_NL__2PRFIN20080229_074819_000000462066_00250_31366_9650.N1	29-FEB-2008 07:48:19	Straylight	46.000	65	Lam Vel	2.2040	4400.0	92	31366	No
107	GOM_NL__2PRFIN20080229_075749_000000422066_00250_31366_9651.N1	29-FEB-2008 07:57:49	Tw_i_and_stray	42.000	48	30Alp Hya	1.9770	4100.0	84	31366	No
108	GOM_NL__2PRFIN20080229_080722_000000392066_00250_31366_9652.N1	29-FEB-2008 08:07:22	Bright	38.500	166	17Eps Leo	2.9800	6000.0	77	31366	No
109	GOM_NL__2PRFIN20080229_082550_000000342066_00250_31366_9653.N1	29-FEB-2008 08:25:50	Bright	33.500	49	1Alp UMi	1.9900	6300.0	67	31366	No
110	GOM_NL__2PRFIN20080229_083319_000000352066_00250_31366_9654.N1	29-FEB-2008 08:33:19	Bright	34.500	89	5Alp Cep	2.4510	8000.0	69	31366	No
111	GOM_NL__2PRFIN20080229_083825_000000332066_00250_31366_9655.N1	29-FEB-2008 08:38:25	Bright	33.000	19	50Alp Cyg	1.2460	10500.	66	31366	No
112	GOM_NL__2PRFIN20080229_083959_000000342066_00250_31366_9656.N1	29-FEB-2008 08:39:59	Bright	34.000	66	37Gam Cyg	2.2080	5900.0	68	31366	No
113	GOM_NL__2PRFIN20080229_084131_000000352066_00250_31366_9657.N1	29-FEB-2008 08:41:31	Bright	34.500	92	53Eps Cyg	2.5000	4500.0	69	31366	No
114	GOM_NL__2PRFIN20080229_084832_000000402066_00250_31366_9658.N1	29-FEB-2008 08:48:32	Bright	39.500	168	17Zet Aql	2.9860	11000.	79	31366	No
115	GOM_NL__2PRFIN20080229_085820_000000412066_00250_31366_9659.N1	29-FEB-2008 08:58:20	Dark	40.500	155	41Pi Sgr	2.9000	6600.0	81	31366	No
116	GOM_NL__2PRFIN20080229_090008_000000422066_00250_31366_9660.N1	29-FEB-2008 09:00:08	Dark	42.000	57	34Sig Sgr	2.0660	26000.	84	31366	No
117	GOM_NL__2PRFIN20080229_090314_000000442066_00250_31366_9661.N1	29-FEB-2008 09:03:14	Dark	43.500	38	20Eps Sgr	1.8360	11000.	87	31366	No
118	GOM_NL__2PRFIN20080229_090703_000000442066_00250_31366_9662.N1	29-FEB-2008 09:07:03	Dark	44.000	40	The Sco	1.8590	7100.0	88	31366	No
119	GOM_NL__2PRFIN20080229_090949_000000412066_00251_31367_9639.N1	29-FEB-2008 09:09:49	Dark	41.000	141	Bet Ara	2.8400	4600.0	82	31367	No
120	GOM_NL__2PRFIN20080229_091348_000000392066_00251_31367_9640.N1	29-FEB-2008 09:13:48	Dark	38.500	134	Bet TrA	2.8100	6600.0	77	31367	No
121	GOM_NL__2PRFIN20080229_091506_000000372066_00251_31367_9641.N1	29-FEB-2008 09:15:06	Dark	37.000	145	Gam TrA	2.8720	10600.	74	31367	No
122	GOM_NL__2PRFIN20080229_091623_000000482066_00251_31367_9642.N1	29-FEB-2008 09:16:23	Dark	48.000	4	Alp1Cen	-0.010000	5800.0	96	31367	No
123	GOM_NL__2PRFIN20080229_091742_000000422066_00251_31367_9643.N1	29-FEB-2008 09:17:42	Dark	42.000	10	Bet Cen	0.61000	28000.	84	31367	No
124	GOM_NL__2PRFIN20080229_092018_000000452066_00251_31367_9644.N1	29-FEB-2008 09:20:18	Dark	45.000	12	Alp1Cru	0.77500	30000.	90	31367	No
125	GOM_NL__2PRFIN20080229_092326_000000422066_00251_31367_9645.N1	29-FEB-2008 09:23:26	Dark	41.500	99	Del Cen	2.5750	26000.	83	31367	No
126	GOM_NL__2PRFIN20080229_092550_000000392066_00251_31367_9646.N1	29-FEB-2008 09:25:50	Straylight	38.500	113	Mu Vel	2.6920	5000.0	77	31367	No
127	GOM_NL__2PRFIN20080229_092855_000000452066_00251_31367_9647.N1	29-FEB-2008 09:28:55	Straylight	44.500	65	Lam Vel	2.2040	4400.0	89	31367	No
128	GOM_NL__2PRFIN20080229_093825_000000422066_00251_31367_9648.N1	29-FEB-2008 09:38:25	Tw_i_and_stray	41.500	48	30Alp Hya	1.9770	4100.0	83	31367	No
129	GOM_NL__2PRFIN20080229_094757_000000392066_00251_31367_9649.N1	29-FEB-2008 09:47:57	Bright	38.500	166	17Eps Leo	2.9800	6000.0	77	31367	No
130	GOM_NL__2PRFIN20080229_100626_000000352066_00251_31367_9650.N1	29-FEB-2008 10:06:26	Bright	35.000	49	1Alp UMi	1.9900	6300.0	70	31367	No
131	GOM_NL__2PRFIN20080229_101355_000000362066_00251_31367_9651.N1	29-FEB-2008 10:13:55	Bright	36.000	89	5Alp Cep	2.4510	8000.0	72	31367	No
132	GOM_NL__2PRFIN20080229_101901_000000352066_00251_31367_9652.N1	29-FEB-2008 10:19:01	Bright	35.000	19	50Alp Cyg	1.2460	10500.	70	31367	No
133	GOM_NL__2PRFIN20080229_102035_000000362066_00251_31367_9653.N1	29-FEB-2008 10:20:35	Bright	35.500	66	37Gam Cyg	2.2080	5900.0	71	31367	No
134	GOM_NL__2PRFIN20080229_102207_000000352066_00251_31367_9654.N1	29-FEB-2008 10:22:07	Bright	35.000	92	53Eps Cyg	2.5000	4500.0	70	31367	No
135	GOM_NL__2PRFIN20080229_102909_000000382066_00251_31367_9655.N1	29-FEB-2008 10:29:09	Bright	38.000	168	17Zet Aql	2.9860	11000.	76	31367	No
136	GOM_NL__2PRFIN20080229_103856_000000402066_00251_31367_9656.N1	29-FEB-2008 10:38:56	Dark	40.000	155	41Pi Sgr	2.9000	6600.0	80	31367	No
137	GOM_NL__2PRFIN20080229_104045_000000432066_00251_31367_9657.N1	29-FEB-2008 10:40:45	Dark	43.000	57	34Sig Sgr	2.0660	26000.	86	31367	No
138	GOM_NL__2PRFIN20080229_104350_000000442066_00251_31367_9658.N1	29-FEB-2008 10:43:50	Dark	43.500	38	20Eps Sgr	1.8360	11000.	87	31367	No
139	GOM_NL__2PRFIN20080229_104739_000000442066_00251_31367_9659.N1	29-FEB-2008 10:47:39	Dark	43.500	40	The Sco	1.8590	7100.0	87	31367	No
140	GOM_NL__2PRFIN20080229_105026_000000492066_00252_31368_9639.N1	29-FEB-2008 10:50:26	Dark	49.000	141	Bet Ara	2.8400	4600.0	98	31368	No
141	GOM_NL__2PRFIN20080229_105424_000000392066_00252_31368_9640.N1	29-FEB-2008 10:54:24	Dark	39.000	134	Bet TrA	2.8100	6600.0	78	31368	No
142	GOM_NL__2PRFIN20080229_105542_000000372066_00252_31368_9641.N1	29-FEB-2008 10:55:42	Dark	37.000	145	Gam TrA	2.8720	10600.	74	31368	No
143	GOM_NL__2PRFIN20080229_105659_000000522066_00252_31368_9642.N1	29-FEB-2008 10:56:59	Dark	52.000	4	Alp1Cen	-0.010000	5800.0	104	31368	No
144	GOM_NL__2PRFIN20080229_105818_000000462066_00252_31368_9643.N1	29-FEB-2008 10:58:18	Dark	45.500	10	Bet Cen	0.61000	28000.	91	31368	No
145	GOM_NL__2PRFIN20080229_110054_000000502066_00252_31368_9644.N1	29-FEB-2008 11:00:54	Dark	49.500	12	Alp1Cru	0.77500	30000.	99	31368	No
146	GOM_NL__2PRFIN20080229_110402_000000422066_00252_31368_9645.N1	29-FEB-2008 11:04:02	Dark	41.500	99	Del Cen	2.5750	26000.	83	31368	No
147	GOM_NL__2PRFIN20080229_110626_000000422066_00252_31368_9646.N1	29-FEB-2008 11:06:26	Straylight	42.000	113	Mu Vel	2.6920	5000.0	84	31368	No
148	GOM_NL__2PRFIN20080229_110931_000000442066_00252_31368_9647.N1	29-FEB-2008 11:09:31	Straylight	43.500	65	Lam Vel	2.2040	4400.0	87	31368	No
149	GOM_NL__2PRFIN20080229_111901_000000452066_00252_31368_9648.N1	29-FEB-2008 11:19:01	Tw_i_and_stray	44.500	48	30Alp Hya	1.9770	4100.0	89	31368	No
150	GOM_NL__2PRFIN20080229_112833_000000392066_00252_31368_9649.N1	29-FEB-2008 11:28:33	Bright	38.500	166	17Eps Leo	2.9800	6000.0	77	31368	No
151	GOM_NL__2PRFIN20080229_114702_000000362066_00252_31368_9650.N1	29-FEB-2008 11:47:02	Bright	36.000	49	1Alp UMi	1.9900	6300.0	72	31368	No
152	GOM_NL__2PRFIN20080229_115431_000000362066_00252_31368_9651.N1	29-FEB-2008 11:54:31	Bright	36.000	89	5Alp Cep	2.4510	8000.0	72	31368	No
153	GOM_NL__2PRFIN20080229_115937_000000362066_00252_31368_9652.N1	29-FEB-2008 11:59:37	Bright	36.000	19	50Alp Cyg	1.2460	10500.	72	31368	No
154	GOM_NL__2PRFIN20080229_120111_000000352066_00252_31368_9653.N1	29-FEB-2008 12:01:11	Bright	35.000	66	37Gam Cyg	2.2080	5900.0	70	31368	No
155	GOM_NL__2PRFIN20080229_120243_000000342066_00252_31368_9654.N1	29-FEB-2008 12:02:43	Bright	33.500	92	53Eps Cyg	2.5000	4500.0	67	31368	No
156	GOM_NL__2PRFIN20080229_120945_000000392066_00252_31368_9655.N1	29-FEB-2008 12:09:45	Bright	39.000	168	17Zet Aql	2.9860	11000.	78	31368	No
157	GOM_NL__2PRFIN20080229_121932_000000422066_00252_31368_9656.N1	29-FEB-2008 12:19:32	Dark	42.000	155	41Pi Sgr	2.9000	6600.0	84	31368	No
158	GOM_NL__2PRFIN20080229_122121_000000422066_00252_31368_9657.N1	29-FEB-2008 12:21:21	Dark	41.500	57	34Sig Sgr	2.0660	26000.	83	31368	No
159	GOM_NL__2PRFIN20080229_122427_000000432066_00252_31368_9658.N1	29-FEB-2008 12:24:27	Dark	43.000	38	20Eps Sgr	1.8360	11000.	86	31368	No
160	GOM_NL__2PRFIN20080229_122816_000000422066_00252_31368_9659.N1	29-FEB-2008 12:28:16	Dark	41.500	40	The Sco	1.8590	7100.0	83	31368	No

161	GOM_NL__2PRFIN20080229_123102_000000402066_00253_31369_9639.N1	29-FEB-2008 12:31:02	Dark	40.000	141	Bet Ara	2.8400	4600.0	80	31369	No
162	GOM_NL__2PRFIN20080229_123501_000000382066_00253_31369_9640.N1	29-FEB-2008 12:35:01	Dark	38.000	134	Bet TrA	2.8100	6600.0	76	31369	No
163	GOM_NL__2PRFIN20080229_123618_000000382066_00253_31369_9641.N1	29-FEB-2008 12:36:18	Dark	38.000	145	Gam TrA	2.8720	10600.	76	31369	No
164	GOM_NL__2PRFIN20080229_123736_000000502066_00253_31369_9642.N1	29-FEB-2008 12:37:36	Dark	50.000	4	Alp1Cen	-0.010000	5800.0	100	31369	No
165	GOM_NL__2PRFIN20080229_123855_000000502066_00253_31369_9643.N1	29-FEB-2008 12:38:55	Dark	50.000	10	Bet Cen	0.61000	28000.	100	31369	No
166	GOM_NL__2PRFIN20080229_124130_000000402066_00253_31369_9644.N1	29-FEB-2008 12:41:30	Dark	39.500	12	Alp1Cru	0.77500	30000.	79	31369	No
167	GOM_NL__2PRFIN20080229_124439_000000412066_00253_31369_9645.N1	29-FEB-2008 12:44:39	Dark	40.500	99	Del Cen	2.5750	26000.	81	31369	No
168	GOM_NL__2PRFIN20080229_124702_000000422066_00253_31369_9646.N1	29-FEB-2008 12:47:02	Straylight	42.000	113	Mu Vel	2.6920	5000.0	84	31369	No
169	GOM_NL__2PRFIN20080229_125007_000000462066_00253_31369_9647.N1	29-FEB-2008 12:50:07	Straylight	45.500	65	Lam Vel	2.2040	4400.0	91	31369	No
170	GOM_NL__2PRFIN20080229_125937_000000452066_00253_31369_9648.N1	29-FEB-2008 12:59:37	Tw_i_and_stray	45.000	48	30Alp Hya	1.9770	4100.0	90	31369	No
171	GOM_NL__2PRFIN20080229_130909_000000392066_00253_31369_9649.N1	29-FEB-2008 13:09:09	Bright	38.500	166	17Eps Leo	2.9800	6000.0	77	31369	No
172	GOM_NL__2PRFIN20080229_132738_000000342066_00253_31369_9650.N1	29-FEB-2008 13:27:38	Bright	34.000	49	1Alp UMi	1.9900	6300.0	68	31369	No
173	GOM_NL__2PRFIN20080229_133507_000000352066_00253_31369_9651.N1	29-FEB-2008 13:35:07	Bright	35.000	89	5Alp Cep	2.4510	8000.0	70	31369	No
174	GOM_NL__2PRFIN20080229_134013_000000342066_00253_31369_9652.N1	29-FEB-2008 13:40:13	Bright	34.000	19	50Alp Cyg	1.2460	10500.	68	31369	No
175	GOM_NL__2PRFIN20080229_134147_000000352066_00253_31369_9653.N1	29-FEB-2008 13:41:47	Bright	35.000	66	37Gam Cyg	2.2080	5900.0	70	31369	No
176	GOM_NL__2PRFIN20080229_134319_000000332066_00253_31369_9654.N1	29-FEB-2008 13:43:19	Bright	32.500	92	53Eps Cyg	2.5000	4500.0	65	31369	No
177	GOM_NL__2PRFIN20080229_135021_000000382066_00253_31369_9655.N1	29-FEB-2008 13:50:21	Bright	38.000	168	17Zet Aql	2.9860	11000.	76	31369	No
178	GOM_NL__2PRFIN20080229_140008_000000412066_00253_31369_9656.N1	29-FEB-2008 14:00:08	Dark	41.000	155	41Pi Sgr	2.9000	6600.0	82	31369	No
179	GOM_NL__2PRFIN20080229_140157_000000432066_00253_31369_9657.N1	29-FEB-2008 14:01:57	Dark	43.000	57	34Sig Sgr	2.0660	26000.	86	31369	No
180	GOM_NL__2PRFIN20080229_140504_000000462066_00253_31369_9658.N1	29-FEB-2008 14:05:04	Dark	45.500	38	20Eps Sgr	1.8360	11000.	91	31369	No
181	GOM_NL__2PRFIN20080229_140853_000000482066_00253_31369_9659.N1	29-FEB-2008 14:08:53	Dark	47.500	40	The Sco	1.8590	7100.0	95	31369	No
182	GOM_NL__2PRFIN20080229_141139_000000402066_00254_31370_9644.N1	29-FEB-2008 14:11:39	Dark	39.500	141	Bet Ara	2.8400	4600.0	79	31370	No
183	GOM_NL__2PRFIN20080229_141537_000000382066_00254_31370_9645.N1	29-FEB-2008 14:15:37	Dark	38.000	134	Bet TrA	2.8100	6600.0	76	31370	No
184	GOM_NL__2PRFIN20080229_141655_000000362066_00254_31370_9646.N1	29-FEB-2008 14:16:55	Dark	36.000	145	Gam TrA	2.8720	10600.	72	31370	No
185	GOM_NL__2PRFIN20080229_141812_000000462066_00254_31370_9647.N1	29-FEB-2008 14:18:12	Dark	46.000	4	Alp1Cen	-0.010000	5800.0	92	31370	No
186	GOM_NL__2PRFIN20080229_141931_000000422066_00254_31370_9648.N1	29-FEB-2008 14:19:31	Dark	41.500	10	Bet Cen	0.61000	28000.	83	31370	No
187	GOM_NL__2PRFIN20080229_142207_000000402066_00254_31370_9649.N1	29-FEB-2008 14:22:07	Dark	39.500	12	Alp1Cru	0.77500	30000.	79	31370	No
188	GOM_NL__2PRFIN20080229_142356_000000372066_00254_31370_9650.N1	29-FEB-2008 14:23:56	Dark	37.000	124	The Car	2.7640	30000.	74	31370	No
189	GOM_NL__2PRFIN20080229_142515_000000402066_00254_31370_9651.N1	29-FEB-2008 14:25:15	Dark	39.500	99	Del Cen	2.5750	26000.	79	31370	No
190	GOM_NL__2PRFIN20080229_142738_000000432066_00254_31370_9652.N1	29-FEB-2008 14:27:38	Straylight	42.500	113	Mu Vel	2.6920	5000.0	85	31370	No
191	GOM_NL__2PRFIN20080229_143043_000000432066_00254_31370_9653.N1	29-FEB-2008 14:30:43	Straylight	43.000	65	Lam Vel	2.2040	4400.0	86	31370	No
192	GOM_NL__2PRFIN20080229_144013_000000462066_00254_31370_9654.N1	29-FEB-2008 14:40:13	Tw_i_and_stray	46.000	48	30Alp Hya	1.9770	4100.0	92	31370	No
193	GOM_NL__2PRFIN20080229_144945_000000392066_00254_31370_9655.N1	29-FEB-2008 14:49:45	Bright	38.500	166	17Eps Leo	2.9800	6000.0	77	31370	No
194	GOM_NL__2PRFIN20080229_150814_000000352066_00254_31370_9656.N1	29-FEB-2008 15:08:14	Bright	35.000	49	1Alp UMi	1.9900	6300.0	70	31370	No
195	GOM_NL__2PRFIN20080229_151543_000000362066_00254_31370_9657.N1	29-FEB-2008 15:15:43	Bright	36.000	89	5Alp Cep	2.4510	8000.0	72	31370	No
196	GOM_NL__2PRFIN20080229_152049_000000352066_00254_31370_9658.N1	29-FEB-2008 15:20:49	Bright	35.000	19	50Alp Cyg	1.2460	10500.	70	31370	No
197	GOM_NL__2PRFIN20080229_152223_000000352066_00254_31370_9659.N1	29-FEB-2008 15:22:23	Bright	34.500	66	37Gam Cyg	2.2080	5900.0	69	31370	No
198	GOM_NL__2PRFIN20080229_152355_000000332066_00254_31370_9660.N1	29-FEB-2008 15:23:55	Bright	33.000	92	53Eps Cyg	2.5000	4500.0	66	31370	No
199	GOM_NL__2PRFIN20080229_153057_000000392066_00254_31370_9661.N1	29-FEB-2008 15:30:57	Bright	38.500	168	17Zet Aql	2.9860	11000.	77	31370	No
200	GOM_NL__2PRFIN20080229_154045_000000412066_00254_31370_9662.N1	29-FEB-2008 15:40:45	Dark	40.500	155	41Pi Sgr	2.9000	6600.0	81	31370	No
201	GOM_NL__2PRFIN20080229_154234_000000412066_00254_31370_9663.N1	29-FEB-2008 15:42:34	Dark	41.000	57	34Sig Sgr	2.0660	26000.	82	31370	No
202	GOM_NL__2PRFIN20080229_154540_000000462066_00254_31370_9664.N1	29-FEB-2008 15:45:40	Dark	45.500	38	20Eps Sgr	1.8360	11000.	91	31370	No
203	GOM_NL__2PRFIN20080229_154929_000000542066_00254_31370_9665.N1	29-FEB-2008 15:49:29	Dark	54.000	40	The Sco	1.8590	7100.0	108	31370	No
204	GOM_NL__2PRFIN20080229_155215_000000402066_00255_31371_9646.N1	29-FEB-2008 15:52:15	Dark	39.500	141	Bet Ara	2.8400	4600.0	79	31371	No
205	GOM_NL__2PRFIN20080229_155614_000000392066_00255_31371_9647.N1	29-FEB-2008 15:56:14	Dark	39.000	134	Bet TrA	2.8100	6600.0	78	31371	No
206	GOM_NL__2PRFIN20080229_155731_000000372066_00255_31371_9648.N1	29-FEB-2008 15:57:31	Dark	37.000	145	Gam TrA	2.8720	10600.	74	31371	No
207	GOM_NL__2PRFIN20080229_155849_000000442066_00255_31371_9649.N1	29-FEB-2008 15:58:49	Dark	43.500	4	Alp1Cen	-0.010000	5800.0	87	31371	No
208	GOM_NL__2PRFIN20080229_160008_000000412066_00255_31371_9650.N1	29-FEB-2008 16:00:08	Dark	41.000	10	Bet Cen	0.61000	28000.	82	31371	No
209	GOM_NL__2PRFIN20080229_160243_000000472066_00255_31371_9651.N1	29-FEB-2008 16:02:43	Dark	46.500	12	Alp1Cru	0.77500	30000.	93	31371	No
210	GOM_NL__2PRFIN20080229_160432_000000372066_00255_31371_9652.N1	29-FEB-2008 16:04:32	Dark	37.000	124	The Car	2.7640	30000.	74	31371	No
211	GOM_NL__2PRFIN20080229_160552_000000422066_00255_31371_9653.N1	29-FEB-2008 16:05:52	Dark	42.000	99	Del Cen	2.5750	26000.	84	31371	No
212	GOM_NL__2PRFIN20080229_160815_000000432066_00255_31371_9654.N1	29-FEB-2008 16:08:15	Straylight	43.000	113	Mu Vel	2.6920	5000.0	86	31371	No
213	GOM_NL__2PRFIN20080229_161119_000000422066_00255_31371_9655.N1	29-FEB-2008 16:11:19	Straylight	42.000	65	Lam Vel	2.2040	4400.0	84	31371	No
214	GOM_NL__2PRFIN20080229_162050_000000462066_00255_31371_9656.N1	29-FEB-2008 16:20:50	Tw_i_and_stray	46.000	48	30Alp Hya	1.9770	4100.0	92	31371	No
215	GOM_NL__2PRFIN20080229_163020_000000392066_00255_31371_9657.N1	29-FEB-2008 16:30:20	Bright	38.500	166	17Eps Leo	2.9800	6000.0	77	31371	No
216	GOM_NL__2PRFIN20080229_164849_000000522066_00255_31371_9658.N1	29-FEB-2008 16:48:49	Bright	52.000	49	1Alp UMi	1.9900	6300.0	104	31371	No
217	GOM_NL__2PRFIN20080229_165619_000000362066_00255_31371_9659.N1	29-FEB-2008 16:56:19	Bright	36.000	89	5Alp Cep	2.4510	8000.0	72	31371	No
218	GOM_NL__2PRFIN20080229_170125_000000342066_00255_31371_9660.N1	29-FEB-2008 17:01:25	Bright	34.000	19	50Alp Cyg	1.2460	10500.	68	31371	No
219	GOM_NL__2PRFIN20080229_170259_000000342066_00255_31371_9661.N1	29-FEB-2008 17:02:59	Bright	33.500	66	37Gam Cyg	2.2080	5900.0	67	31371	No

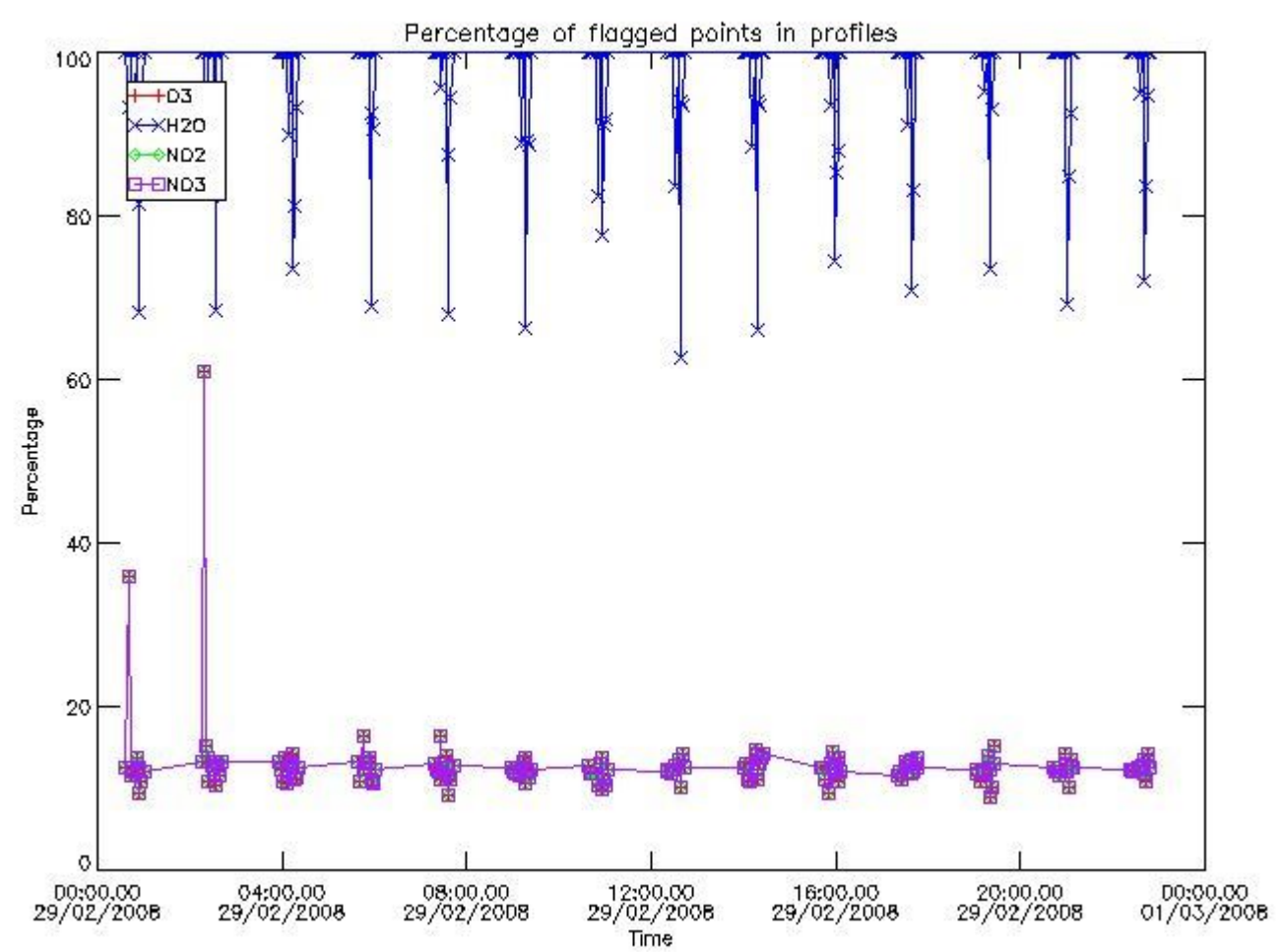
220	GOM_NL__2PRFIN20080229_170432_000000362066_00255_31371_9662.N1	29-FEB-2008 17:04:32	Bright	35.500	92	53Eps Cyg	2.5000	4500.0	71	31371	No
221	GOM_NL__2PRFIN20080229_171134_000000392066_00255_31371_9663.N1	29-FEB-2008 17:11:34	Bright	39.000	168	17Zet Aql	2.9860	11000.	78	31371	No
222	GOM_NL__2PRFIN20080229_172121_000000452066_00255_31371_9664.N1	29-FEB-2008 17:21:21	Dark	44.500	155	41Pi Sgr	2.9000	6600.0	89	31371	No
223	GOM_NL__2PRFIN20080229_172310_000000432066_00255_31371_9665.N1	29-FEB-2008 17:23:10	Dark	42.500	57	34Sig Sgr	2.0660	26000.	85	31371	No
224	GOM_NL__2PRFIN20080229_172617_000000462066_00255_31371_9666.N1	29-FEB-2008 17:26:17	Dark	46.000	38	20Eps Sgr	1.8360	11000.	92	31371	No
225	GOM_NL__2PRFIN20080229_173006_000000432066_00255_31371_9667.N1	29-FEB-2008 17:30:06	Dark	42.500	40	The Sco	1.8590	7100.0	85	31371	No
226	GOM_NL__2PRFIN20080229_173252_000000402066_00256_31372_9651.N1	29-FEB-2008 17:32:52	Dark	40.000	141	Bet Ara	2.8400	4600.0	80	31372	No
227	GOM_NL__2PRFIN20080229_173650_000000392066_00256_31372_9652.N1	29-FEB-2008 17:36:50	Dark	38.500	134	Bet TrA	2.8100	6600.0	77	31372	No
228	GOM_NL__2PRFIN20080229_173808_000000382066_00256_31372_9653.N1	29-FEB-2008 17:38:08	Dark	37.500	145	Gam TrA	2.8720	10600.	75	31372	No
229	GOM_NL__2PRFIN20080229_173925_000000442066_00256_31372_9654.N1	29-FEB-2008 17:39:25	Dark	43.500	4	Alp1Cen	-0.010000	5800.0	87	31372	No
230	GOM_NL__2PRFIN20080229_174044_000000422066_00256_31372_9655.N1	29-FEB-2008 17:40:44	Dark	42.000	10	Bet Cen	0.61000	28000.	84	31372	No
231	GOM_NL__2PRFIN20080229_174319_000000402066_00256_31372_9656.N1	29-FEB-2008 17:43:19	Dark	39.500	12	Alp1Cru	0.77500	30000.	79	31372	No
232	GOM_NL__2PRFIN20080229_174508_000000372066_00256_31372_9657.N1	29-FEB-2008 17:45:08	Dark	37.000	124	The Car	2.7640	30000.	74	31372	No
233	GOM_NL__2PRFIN20080229_174628_000000412066_00256_31372_9658.N1	29-FEB-2008 17:46:28	Dark	41.000	99	Del Cen	2.5750	26000.	82	31372	No
234	GOM_NL__2PRFIN20080229_174851_000000392066_00256_31372_9659.N1	29-FEB-2008 17:48:51	Straylight	38.500	113	Mu Vel	2.6920	5000.0	77	31372	No
235	GOM_NL__2PRFIN20080229_175156_000000412066_00256_31372_9660.N1	29-FEB-2008 17:51:56	Straylight	41.000	65	Lam Vel	2.2040	4400.0	82	31372	No
236	GOM_NL__2PRFIN20080229_180126_000000472066_00256_31372_9661.N1	29-FEB-2008 18:01:26	Twilight_and_stray	46.500	48	30Alp Hya	1.9770	4100.0	93	31372	No
237	GOM_NL__2PRFIN20080229_181056_000000382066_00256_31372_9662.N1	29-FEB-2008 18:10:56	Bright	38.000	166	17Eps Leo	2.9800	6000.0	76	31372	No
238	GOM_NL__2PRFIN20080229_182925_000000382066_00256_31372_9663.N1	29-FEB-2008 18:29:25	Bright	37.500	49	1Alp UMi	1.9900	6300.0	75	31372	No
239	GOM_NL__2PRFIN20080229_183655_000000352066_00256_31372_9664.N1	29-FEB-2008 18:36:55	Bright	34.500	89	5Alp Cep	2.4510	8000.0	69	31372	No
240	GOM_NL__2PRFIN20080229_184201_000000362066_00256_31372_9665.N1	29-FEB-2008 18:42:01	Bright	35.500	19	50Alp Cyg	1.2460	10500.	71	31372	No
241	GOM_NL__2PRFIN20080229_184335_000000342066_00256_31372_9666.N1	29-FEB-2008 18:43:35	Bright	34.000	66	37Gam Cyg	2.2080	5900.0	68	31372	No
242	GOM_NL__2PRFIN20080229_184508_000000332066_00256_31372_9667.N1	29-FEB-2008 18:45:08	Bright	33.000	92	53Eps Cyg	2.5000	4500.0	66	31372	No
243	GOM_NL__2PRFIN20080229_185210_000000582066_00256_31372_9668.N1	29-FEB-2008 18:52:10	Bright	58.000	168	17Zet Aql	2.9860	11000.	116	31372	No
244	GOM_NL__2PRFIN20080229_190158_000000422066_00256_31372_9669.N1	29-FEB-2008 19:01:58	Dark	41.500	155	41Pi Sgr	2.9000	6600.0	83	31372	No
245	GOM_NL__2PRFIN20080229_190347_000000442066_00256_31372_9670.N1	29-FEB-2008 19:03:47	Dark	43.500	57	34Sig Sgr	2.0660	26000.	87	31372	No
246	GOM_NL__2PRFIN20080229_190653_000000472066_00256_31372_9671.N1	29-FEB-2008 19:06:53	Dark	47.000	38	20Eps Sgr	1.8360	11000.	94	31372	No
247	GOM_NL__2PRFIN20080229_191043_000000442066_00256_31372_9672.N1	29-FEB-2008 19:10:43	Dark	43.500	40	The Sco	1.8590	7100.0	87	31372	No
248	GOM_NL__2PRFIN20080229_191328_000000422066_00257_31373_9641.N1	29-FEB-2008 19:13:28	Dark	42.000	141	Bet Ara	2.8400	4600.0	84	31373	No
249	GOM_NL__2PRFIN20080229_191727_000000392066_00257_31373_9642.N1	29-FEB-2008 19:17:27	Dark	38.500	134	Bet TrA	2.8100	6600.0	77	31373	No
250	GOM_NL__2PRFIN20080229_191844_000000372066_00257_31373_9643.N1	29-FEB-2008 19:18:44	Dark	36.500	145	Gam TrA	2.8720	10600.	73	31373	No
251	GOM_NL__2PRFIN20080229_192002_000000572066_00257_31373_9644.N1	29-FEB-2008 19:20:02	Dark	57.000	4	Alp1Cen	-0.010000	5800.0	114	31373	No
252	GOM_NL__2PRFIN20080229_192121_000000422066_00257_31373_9645.N1	29-FEB-2008 19:21:21	Dark	41.500	10	Bet Cen	0.61000	28000.	83	31373	No
253	GOM_NL__2PRFIN20080229_192356_000000502066_00257_31373_9646.N1	29-FEB-2008 19:23:56	Dark	50.000	12	Alp1Cru	0.77500	30000.	100	31373	No
254	GOM_NL__2PRFIN20080229_192545_000000372066_00257_31373_9647.N1	29-FEB-2008 19:25:45	Dark	37.000	124	The Car	2.7640	30000.	74	31373	No
255	GOM_NL__2PRFIN20080229_192704_000000402066_00257_31373_9648.N1	29-FEB-2008 19:27:04	Dark	39.500	99	Del Cen	2.5750	26000.	79	31373	No
256	GOM_NL__2PRFIN20080229_192927_000000432066_00257_31373_9649.N1	29-FEB-2008 19:29:27	Straylight	43.000	113	Mu Vel	2.6920	5000.0	86	31373	No
257	GOM_NL__2PRFIN20080229_193232_000000442066_00257_31373_9650.N1	29-FEB-2008 19:32:32	Straylight	43.500	65	Lam Vel	2.2040	4400.0	87	31373	No
258	GOM_NL__2PRFIN20080229_194202_000000452066_00257_31373_9651.N1	29-FEB-2008 19:42:02	Twilight_and_stray	44.500	48	30Alp Hya	1.9770	4100.0	89	31373	No
259	GOM_NL__2PRFIN20080229_195132_000000382066_00257_31373_9652.N1	29-FEB-2008 19:51:32	Bright	38.000	166	17Eps Leo	2.9800	6000.0	76	31373	No
260	GOM_NL__2PRFIN20080229_201002_000000362066_00257_31373_9653.N1	29-FEB-2008 20:10:02	Bright	35.500	49	1Alp UMi	1.9900	6300.0	71	31373	No
261	GOM_NL__2PRFIN20080229_201731_000000332066_00257_31373_9654.N1	29-FEB-2008 20:17:31	Bright	32.500	89	5Alp Cep	2.4510	8000.0	65	31373	No
262	GOM_NL__2PRFIN20080229_202237_000000332066_00257_31373_9655.N1	29-FEB-2008 20:22:37	Bright	33.000	19	50Alp Cyg	1.2460	10500.	66	31373	No
263	GOM_NL__2PRFIN20080229_202411_000000342066_00257_31373_9656.N1	29-FEB-2008 20:24:11	Bright	33.500	66	37Gam Cyg	2.2080	5900.0	67	31373	No
264	GOM_NL__2PRFIN20080229_202544_000000512066_00257_31373_9657.N1	29-FEB-2008 20:25:44	Bright	51.000	92	53Eps Cyg	2.5000	4500.0	102	31373	No
265	GOM_NL__2PRFIN20080229_203246_000000382066_00257_31373_9658.N1	29-FEB-2008 20:32:46	Bright	38.000	168	17Zet Aql	2.9860	11000.	76	31373	No
266	GOM_NL__2PRFIN20080229_204234_000000412066_00257_31373_9659.N1	29-FEB-2008 20:42:34	Dark	41.000	155	41Pi Sgr	2.9000	6600.0	82	31373	No
267	GOM_NL__2PRFIN20080229_204423_000000422066_00257_31373_9660.N1	29-FEB-2008 20:44:23	Dark	42.000	57	34Sig Sgr	2.0660	26000.	84	31373	No
268	GOM_NL__2PRFIN20080229_204730_000000432066_00257_31373_9661.N1	29-FEB-2008 20:47:30	Dark	42.500	38	20Eps Sgr	1.8360	11000.	85	31373	No
269	GOM_NL__2PRFIN20080229_205119_000000452066_00257_31373_9662.N1	29-FEB-2008 20:51:19	Dark	44.500	40	The Sco	1.8590	7100.0	89	31373	No
270	GOM_NL__2PRFIN20080229_205405_000000422066_00258_31374_9652.N1	29-FEB-2008 20:54:05	Dark	42.000	141	Bet Ara	2.8400	4600.0	84	31374	No
271	GOM_NL__2PRFIN20080229_205803_000000402066_00258_31374_9653.N1	29-FEB-2008 20:58:03	Dark	39.500	134	Bet TrA	2.8100	6600.0	79	31374	No
272	GOM_NL__2PRFIN20080229_205920_000000362066_00258_31374_9654.N1	29-FEB-2008 20:59:20	Dark	36.000	145	Gam TrA	2.8720	10600.	72	31374	No
273	GOM_NL__2PRFIN20080229_210038_000000432066_00258_31374_9655.N1	29-FEB-2008 21:00:38	Dark	42.500	4	Alp1Cen	-0.010000	5800.0	85	31374	No
274	GOM_NL__2PRFIN20080229_210157_000000502066_00258_31374_9656.N1	29-FEB-2008 21:01:57	Dark	50.000	10	Bet Cen	0.61000	28000.	100	31374	No
275	GOM_NL__2PRFIN20080229_210432_000000412066_00258_31374_9657.N1	29-FEB-2008 21:04:32	Dark	40.500	12	Alp1Cru	0.77500	30000.	81	31374	No
276	GOM_NL__2PRFIN20080229_210621_000000382066_00258_31374_9658.N1	29-FEB-2008 21:06:21	Dark	37.500	124	The Car	2.7640	30000.	75	31374	No
277	GOM_NL__2PRFIN20080229_210741_000000412066_00258_31374_9659.N1	29-FEB-2008 21:07:41	Dark	40.500	99	Del Cen	2.5750	26000.	81	31374	No
278	GOM_NL__2PRFIN20080229_211004_000000412066_00258_31374_9660.N1	29-FEB-2008 21:10:04	Straylight	41.000	113	Mu Vel	2.6920	5000.0	82	31374	No

279	GOM_NL__2PRFIN20080229_211308_000000422066_00258_31374_9661.N1	29-FEB-2008 21:13:08	Straylight	41.500	65	Lam Vel	2.2040	4400.0	83	31374	No
280	GOM_NL__2PRFIN20080229_212238_000000492066_00258_31374_9662.N1	29-FEB-2008 21:22:38	Twl_and_stray	49.000	48	30Alp Hya	1.9770	4100.0	98	31374	No
281	GOM_NL__2PRFIN20080229_213208_000000392066_00258_31374_9663.N1	29-FEB-2008 21:32:08	Bright	38.500	166	17Eps Leo	2.9800	6000.0	77	31374	No
282	GOM_NL__2PRFIN20080229_215037_000000372066_00258_31374_9664.N1	29-FEB-2008 21:50:37	Bright	36.500	49	1Alp UMi	1.9900	6300.0	73	31374	No
283	GOM_NL__2PRFIN20080229_215808_000000352066_00258_31374_9665.N1	29-FEB-2008 21:58:08	Bright	35.000	89	5Alp Cep	2.4510	8000.0	70	31374	No
284	GOM_NL__2PRFIN20080229_220313_000000342066_00258_31374_9666.N1	29-FEB-2008 22:03:13	Bright	33.500	19	50Alp Cyg	1.2460	10500.	67	31374	No
285	GOM_NL__2PRFIN20080229_220447_000000342066_00258_31374_9667.N1	29-FEB-2008 22:04:47	Bright	34.000	66	37Gam Cyg	2.2080	5900.0	68	31374	No
286	GOM_NL__2PRFIN20080229_220620_000000342066_00258_31374_9668.N1	29-FEB-2008 22:06:20	Bright	34.000	92	53Eps Cyg	2.5000	4500.0	68	31374	No
287	GOM_NL__2PRFIN20080229_221322_000000402066_00258_31374_9669.N1	29-FEB-2008 22:13:22	Bright	39.500	168	17Zet Aql	2.9860	11000.	79	31374	No
288	GOM_NL__2PRFIN20080229_222311_000000422066_00258_31374_9670.N1	29-FEB-2008 22:23:11	Dark	41.500	155	41Pi Sgr	2.9000	6600.0	83	31374	No
289	GOM_NL__2PRFIN20080229_222500_000000422066_00258_31374_9671.N1	29-FEB-2008 22:25:00	Dark	42.000	57	34Sig Sgr	2.0660	26000.	84	31374	No
290	GOM_NL__2PRFIN20080229_222806_000000432066_00258_31374_9672.N1	29-FEB-2008 22:28:06	Dark	42.500	38	20Eps Sgr	1.8360	11000.	85	31374	No
291	GOM_NL__2PRFIN20080229_223156_000000412066_00258_31374_9673.N1	29-FEB-2008 22:31:56	Dark	41.000	40	The Sco	1.8590	7100.0	82	31374	No
292	GOM_NL__2PRFIN20080229_223441_000000412066_00259_31375_9648.N1	29-FEB-2008 22:34:41	Dark	40.500	141	Bet Ara	2.8400	4600.0	81	31375	No
293	GOM_NL__2PRFIN20080229_223840_000000402066_00259_31375_9649.N1	29-FEB-2008 22:38:40	Dark	40.000	134	Bet TrA	2.8100	6600.0	80	31375	No
294	GOM_NL__2PRFIN20080229_223957_000000382066_00259_31375_9650.N1	29-FEB-2008 22:39:57	Dark	38.000	145	Gam TrA	2.8720	10600.	76	31375	No
295	GOM_NL__2PRFIN20080229_224115_000000442066_00259_31375_9651.N1	29-FEB-2008 22:41:15	Dark	43.500	4	Alp1Cen	-0.010000	5800.0	87	31375	No
296	GOM_NL__2PRFIN20080229_224234_000000472066_00259_31375_9652.N1	29-FEB-2008 22:42:34	Dark	46.500	10	Bet Cen	0.61000	28000.	93	31375	No
297	GOM_NL__2PRFIN20080229_224508_000000392066_00259_31375_9653.N1	29-FEB-2008 22:45:08	Dark	38.500	12	Alp1Cru	0.77500	30000.	77	31375	No
298	GOM_NL__2PRFIN20080229_224657_000000362066_00259_31375_9654.N1	29-FEB-2008 22:46:57	Dark	36.000	124	The Car	2.7640	30000.	72	31375	No
299	GOM_NL__2PRFIN20080229_224817_000000412066_00259_31375_9655.N1	29-FEB-2008 22:48:17	Dark	40.500	99	Del Cen	2.5750	26000.	81	31375	No
300	GOM_NL__2PRFIN20080229_225040_000000432066_00259_31375_9656.N1	29-FEB-2008 22:50:40	Straylight	42.500	113	Mu Vel	2.6920	5000.0	85	31375	No
301	GOM_NL__2PRFIN20080229_225344_000000442066_00259_31375_9657.N1	29-FEB-2008 22:53:44	Straylight	44.000	65	Lam Vel	2.2040	4400.0	88	31375	No
302	GOM_NL__2PRFIN20080229_230314_000000452066_00259_31375_9658.N1	29-FEB-2008 23:03:14	Twl_and_stray	45.000	48	30Alp Hya	1.9770	4100.0	90	31375	No
303	GOM_NL__2PRFIN20080229_231243_000000382066_00259_31375_9659.N1	29-FEB-2008 23:12:43	Bright	37.500	166	17Eps Leo	2.9800	6000.0	75	31375	No
304	GOM_NL__2PRFIN20080229_233113_000000352066_00259_31375_9660.N1	29-FEB-2008 23:31:13	Bright	35.000	49	1Alp UMi	1.9900	6300.0	70	31375	No
305	GOM_NL__2PRFIN20080229_233844_000000352066_00259_31375_9661.N1	29-FEB-2008 23:38:44	Bright	35.000	89	5Alp Cep	2.4510	8000.0	70	31375	No
306	GOM_NL__2PRFIN20080229_234349_000000352066_00259_31375_9662.N1	29-FEB-2008 23:43:49	Bright	35.000	19	50Alp Cyg	1.2460	10500.	70	31375	No
307	GOM_NL__2PRFIN20080229_234523_000000342066_00259_31375_9663.N1	29-FEB-2008 23:45:23	Bright	33.500	66	37Gam Cyg	2.2080	5900.0	67	31375	No
308	GOM_NL__2PRFIN20080229_234656_000000332066_00259_31375_9664.N1	29-FEB-2008 23:46:56	Bright	33.000	92	53Eps Cyg	2.5000	4500.0	66	31375	No
309	GOM_NL__2PRFIN20080229_235358_000000402066_00259_31375_9665.N1	29-FEB-2008 23:53:58	Bright	39.500	168	17Zet Aql	2.9860	11000.	79	31375	No

3. Quality information per product


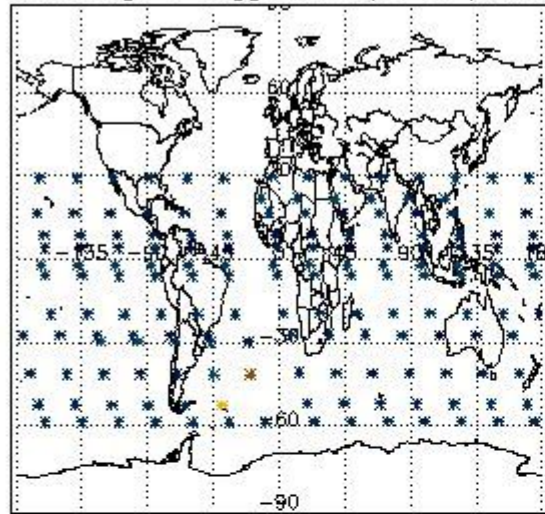
In this section it is plotted some information contained in the Quality Summary data set of the level 2 products. Only products in dark limb conditions and without errors (error flag in the MPH set to "0") are used.

3.1 Plot quality information per product (time dependant)

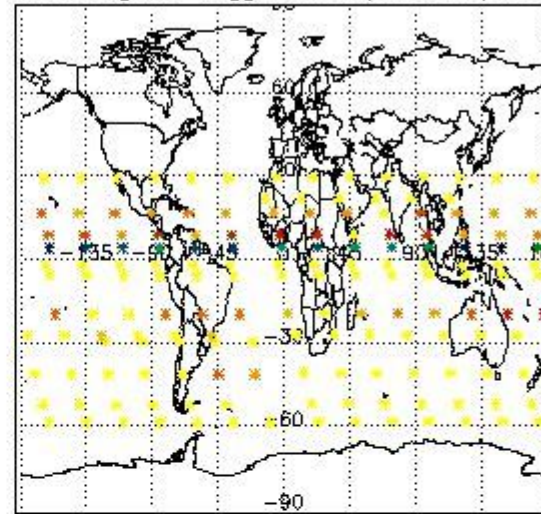


3.2 Plot quality information per product (world map)


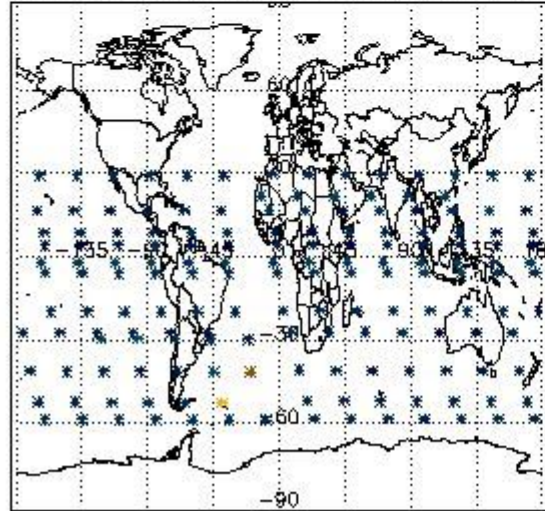
Percentage of flagged data per O3 profile



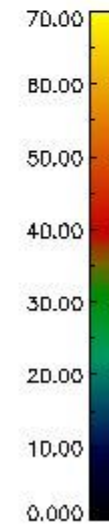
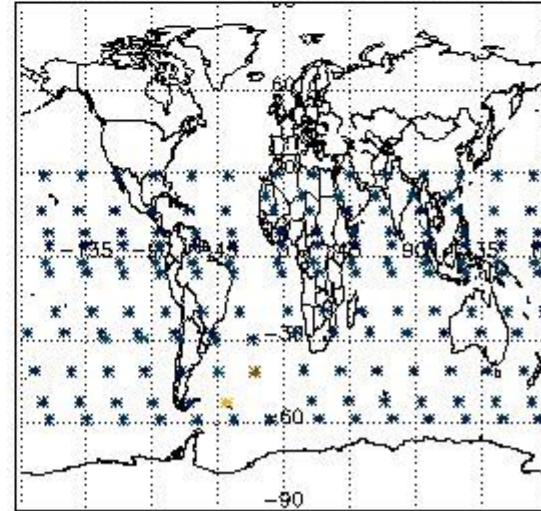
Percentage of flagged data per H2O profile



Percentage of flagged data per NO2 profile



Percentage of flagged data per NO3 profile

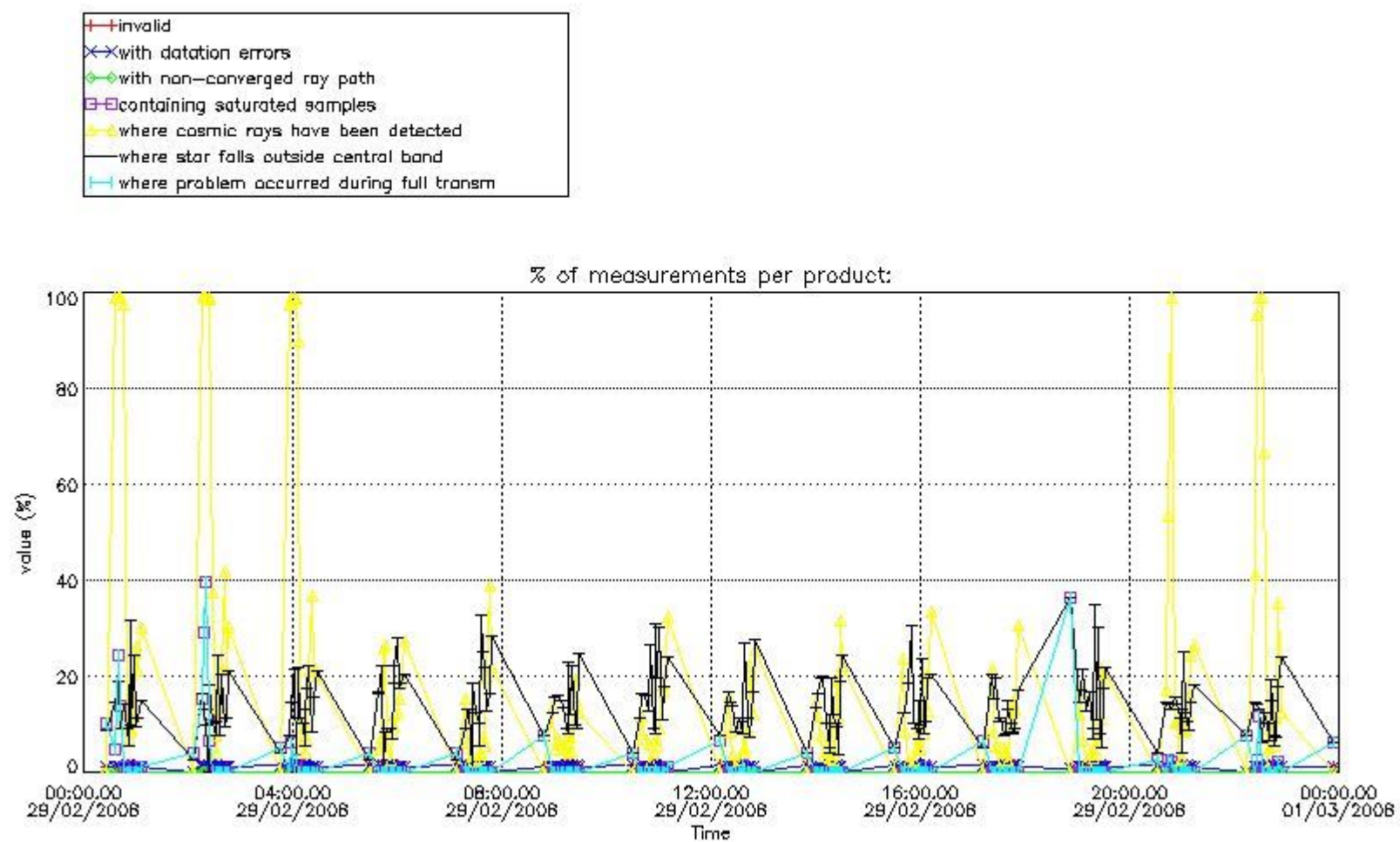


4. Level 1 quality information per product

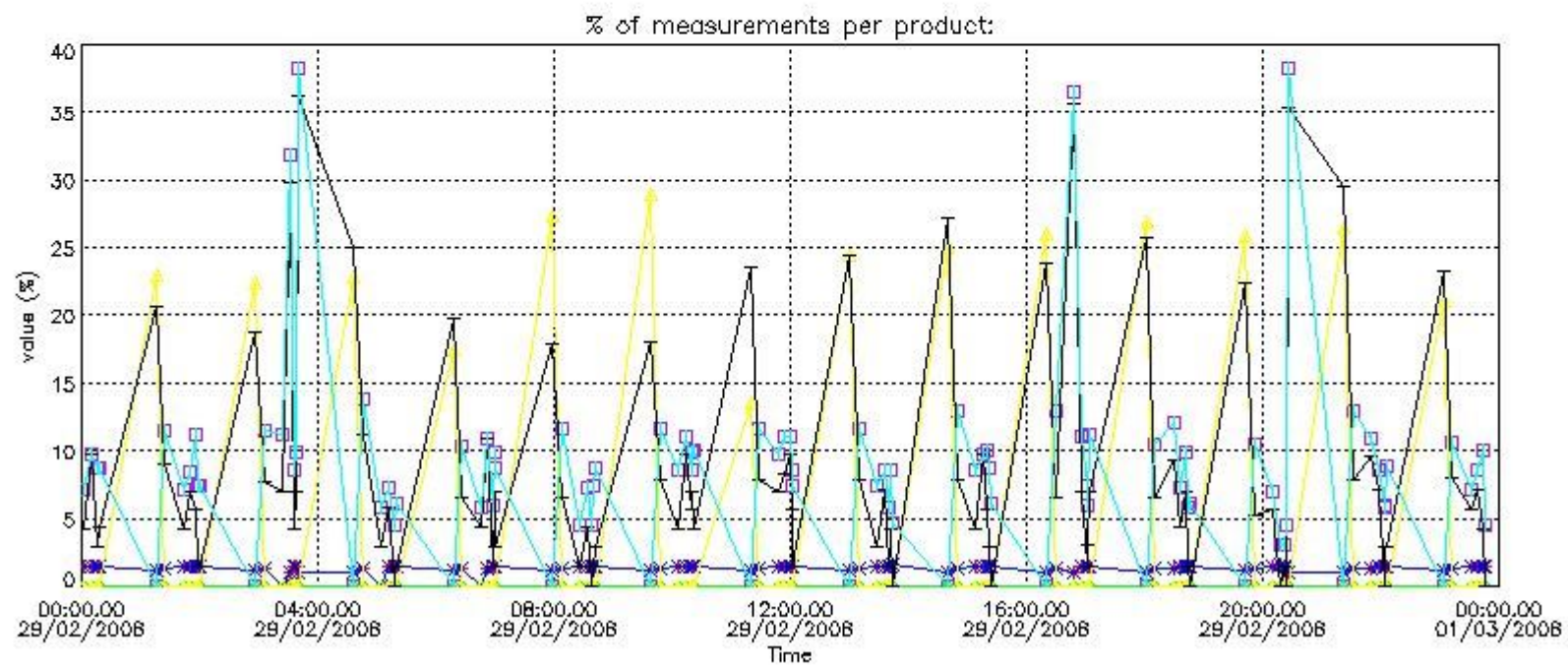
In this section it is plotted some information contained in the Quality Summary data set of the level 2 products that comes from the level 1b processing. Products without errors (error flag in the MPH set to "0") are used.

4.1 Plot quality information per product (time dependant) coming from level 1b processing

4.1.1 Plot level 1 quality information per product (time dependant): ENVISAT ASCENDING passes



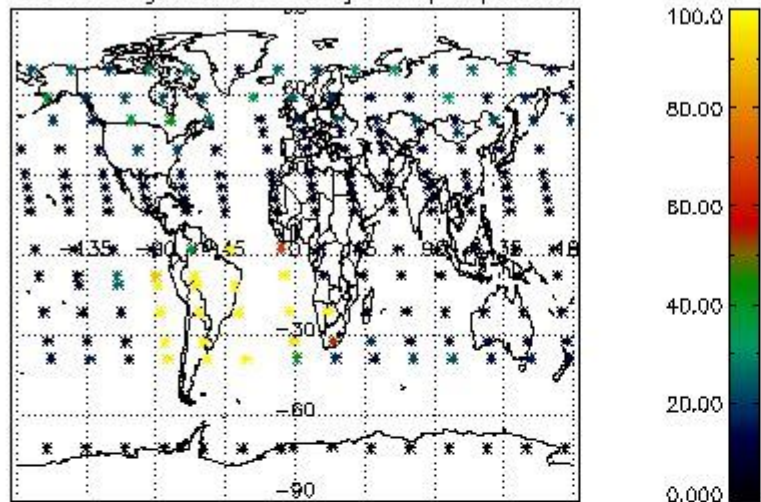
4.1.2 Plot level 1 quality information per product (time dependant): ENVI SAT DESCENDING passes



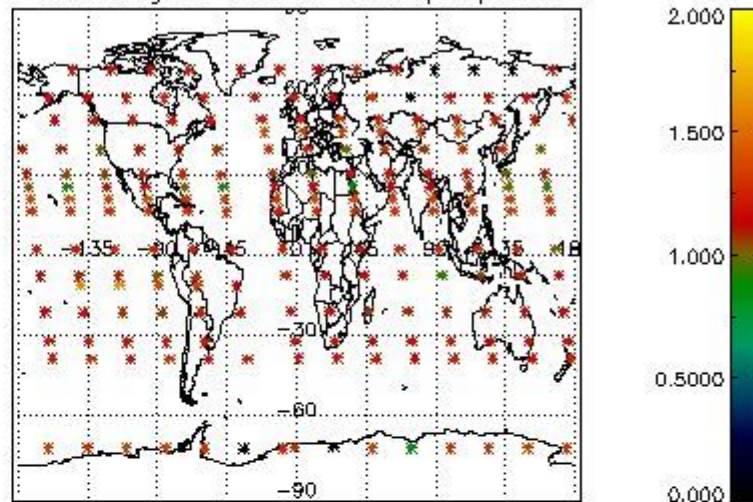
4.2 Plot quality information per product coming from level 1b processing (world map)

4.2.1 Plot level 1 quality information per product (world map): ENVISAT ASCENDING passes

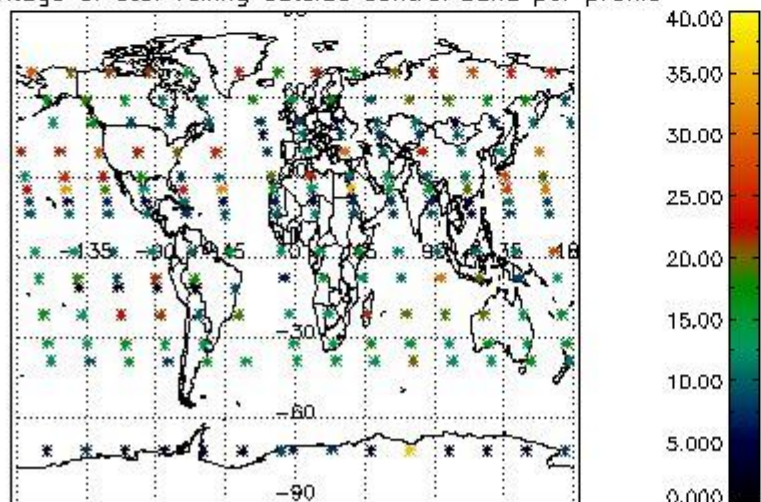
Percentage of cosmic ray hits per profile



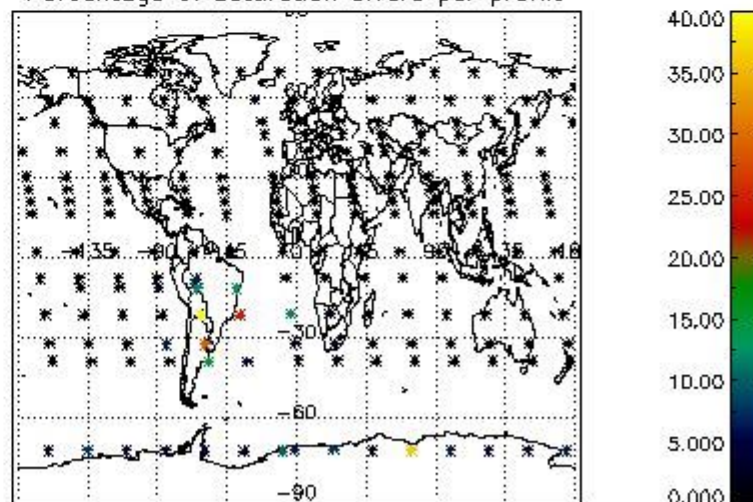
Percentage of datation errors per profile



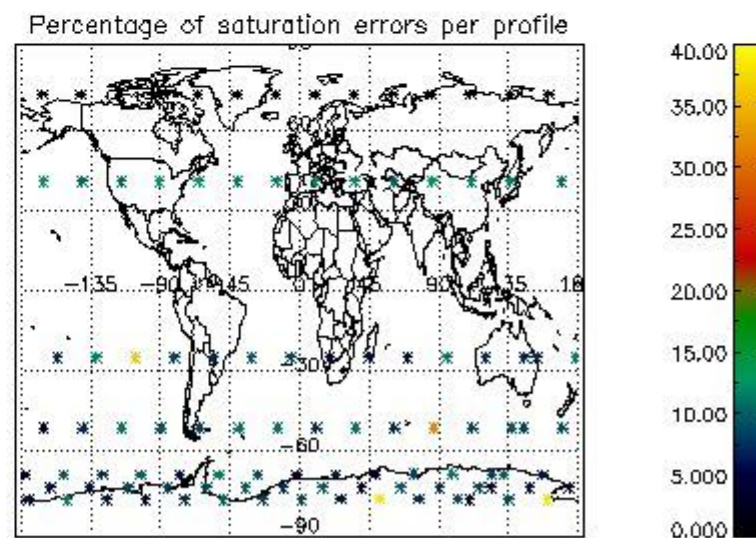
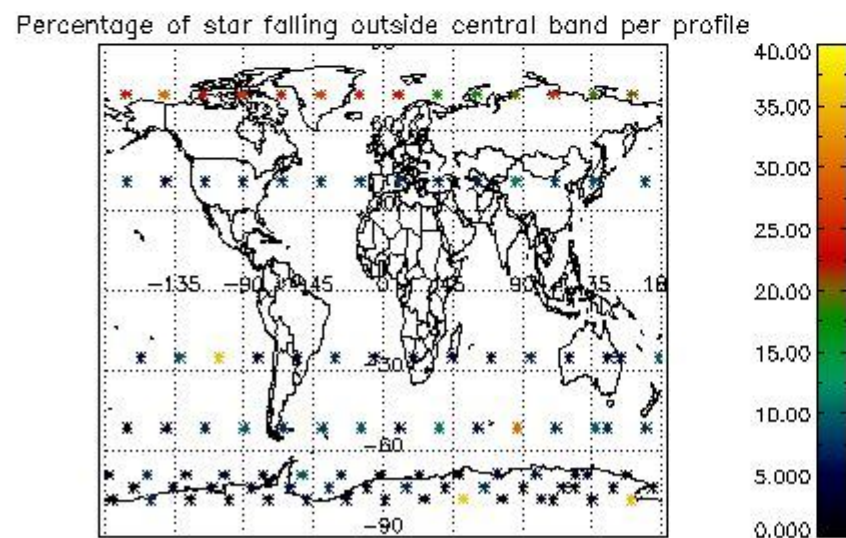
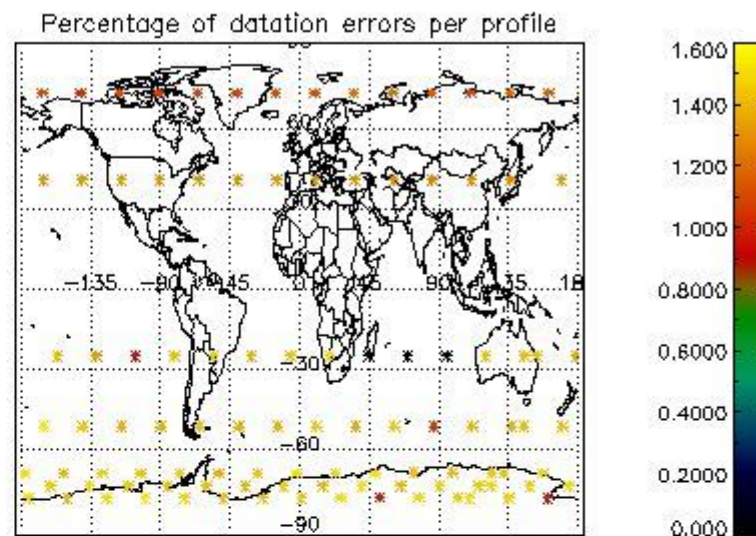
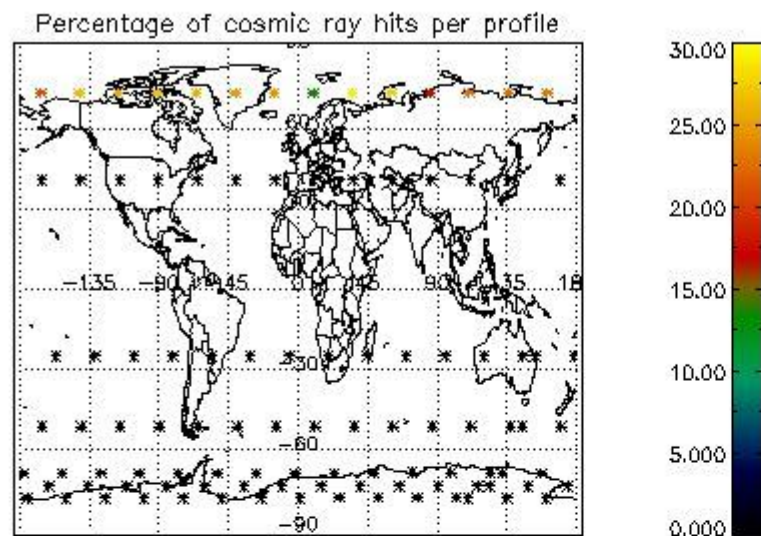
Percentage of star falling outside central band per profile



Percentage of saturation errors per profile



4.2.2 Plot level 1 quality information per product (world map): ENVISAT DESCENDING passes



5. Trace gas profiles

5.1 Ozone statistics based on quality of products

The final quality of the products can be "measured" using the STD (Standard Deviation) attached to every point profile. This information is written to the parameter GOM_NL__2P/NL_LOCAL_SPECIES_DENSITY/o3_std of the level 2 products. The table below shows the statistics for given STD ranges.

The statistics are given with respect to the overall valid production:

- Products without fatal errors: GOM_NL__2P/MPH/PRODUCT_ERR=0
- Valid point profile: GOM_NL__2P/NL_LOCAL_SPECIES_DENSITY/pcd(0)=0

The 'Criteria' is applied to valid points of dark limb products:

- Products in dark limb illumination condition: GOM_NL__2P/NL_SUMMARY_QUALITY/obs_ill_cond=0
- Products without fatal errors: GOM_NL__2P/MPH/PRODUCT_ERR=0
- Valid point profile: GOM_NL__2P/NL_LOCAL_SPECIES_DENSITY/pcd(0)=0

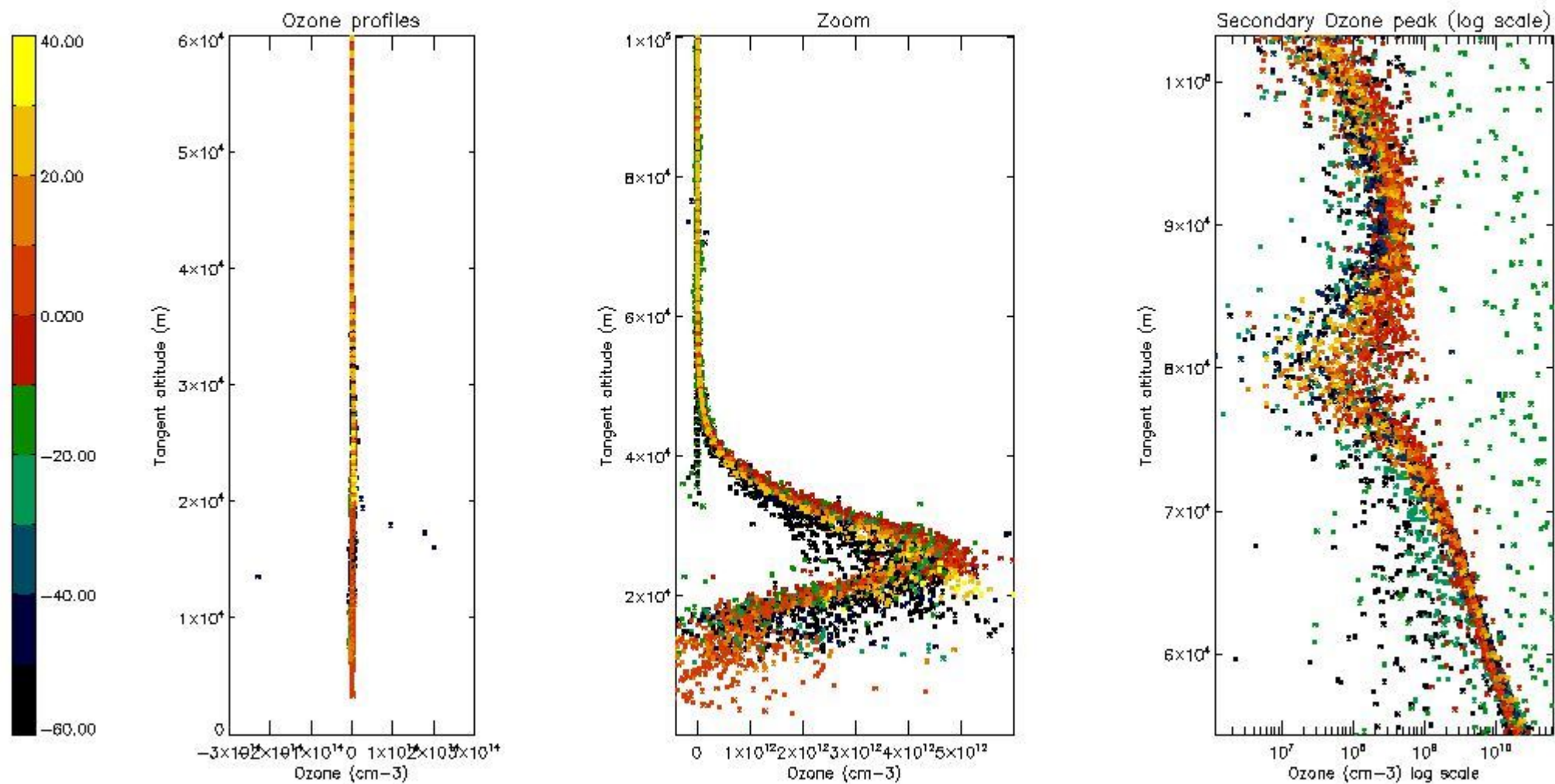
So, the table below shows the percentage of dark limb and valid observations for each criteria with respect to the overall valid daily observations.

Criteria	% of total production
All STD	56
STD < 20	30

STD < 10	23
STD < 5	15

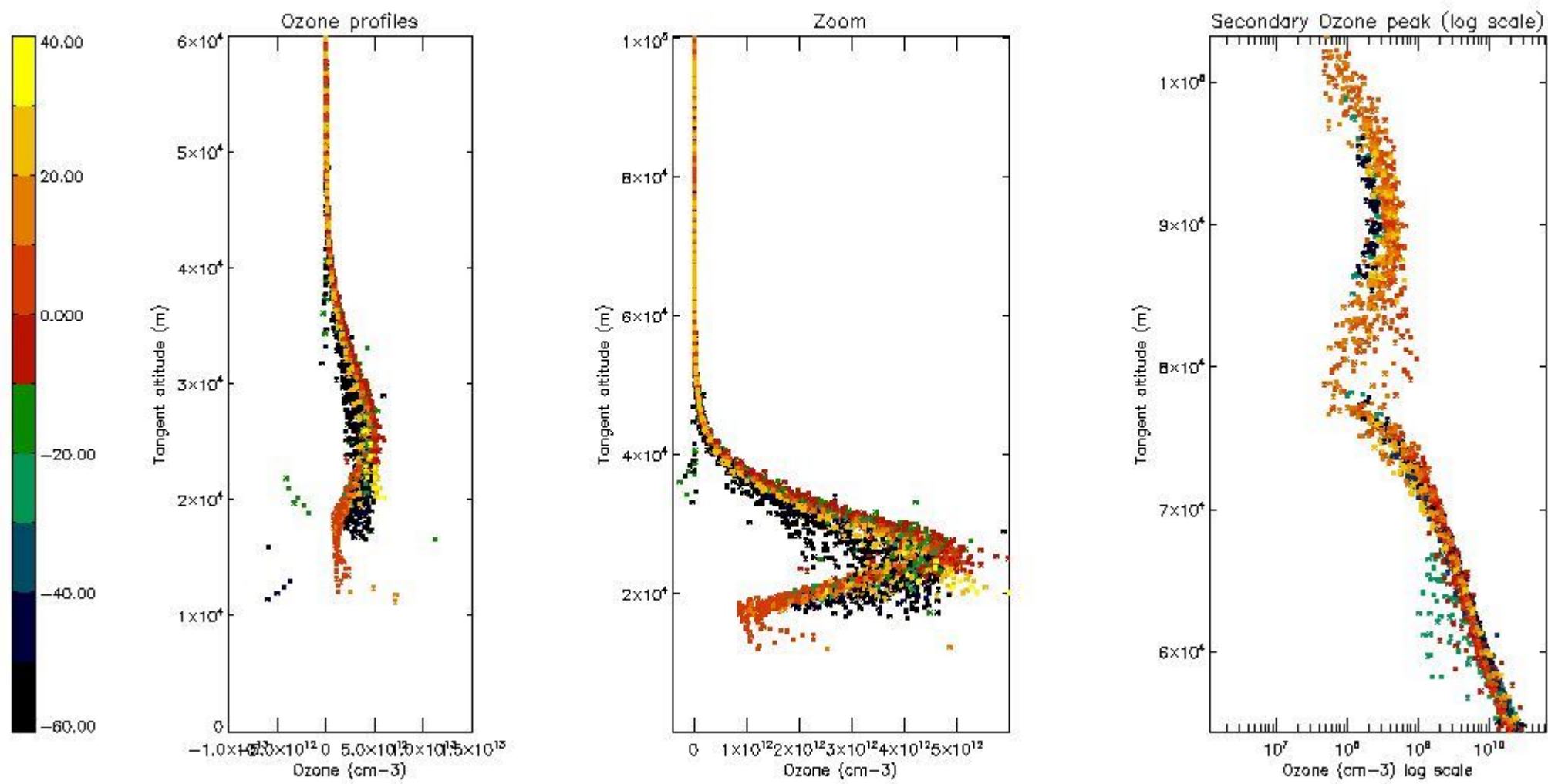
5.2 Plot ozone profiles for all STD (dark without errors)

The colorbar represents the latitude.



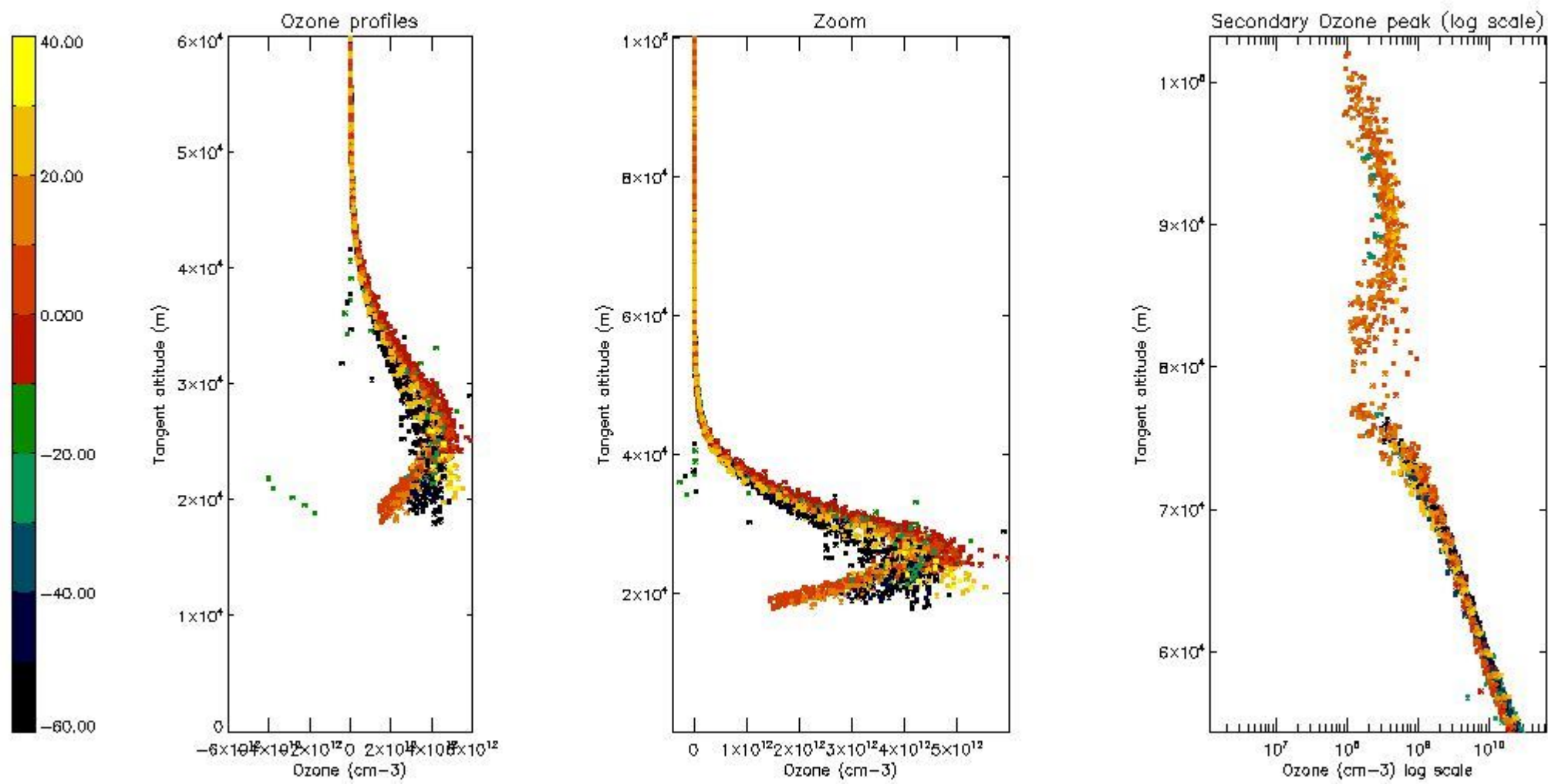
5.3 Plot ozone profiles where STD < 20% (dark without errors)

The colorbar represents the latitude.



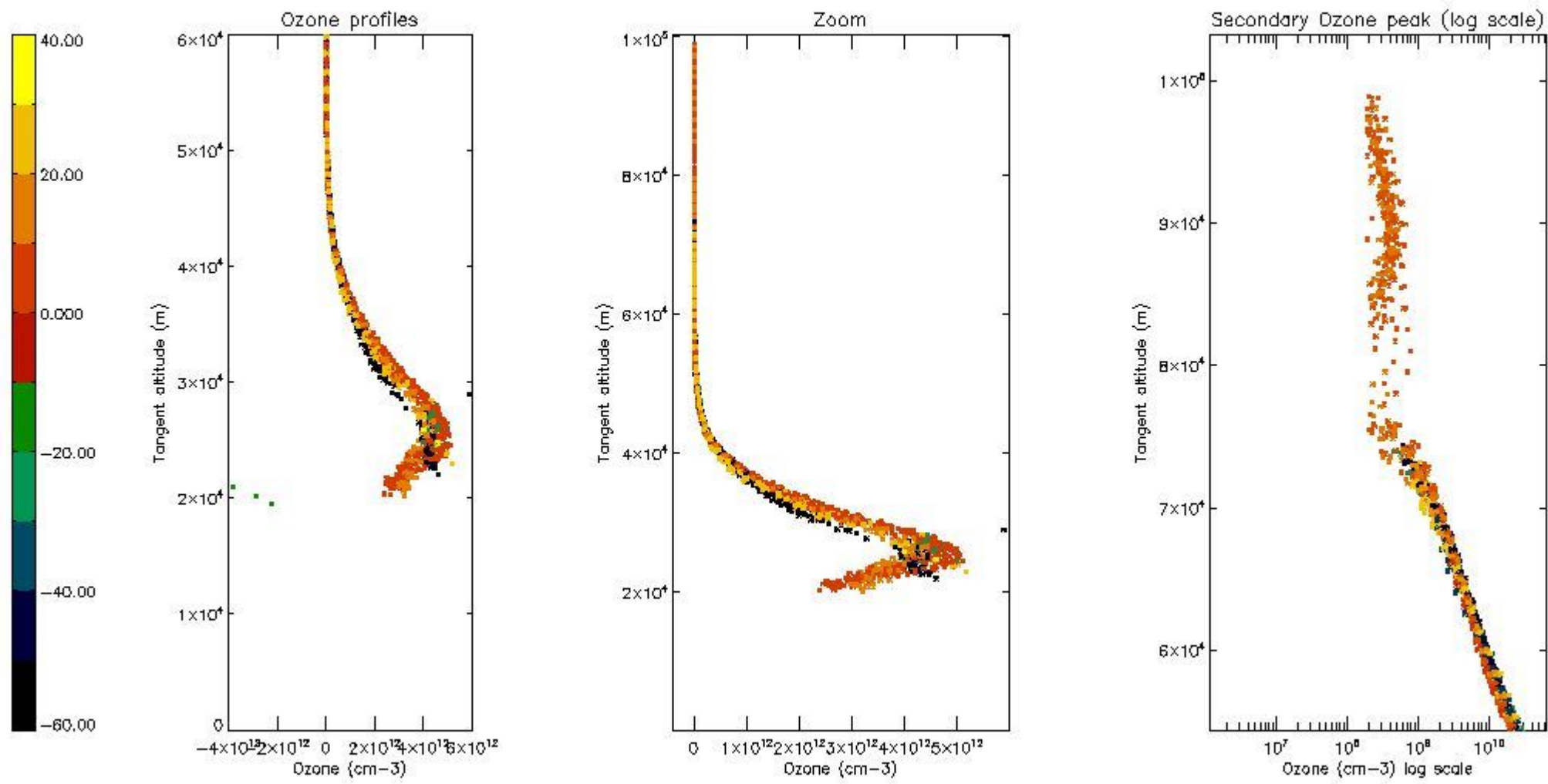
5.4 Plot ozone profiles where STD < 10% (dark without errors)

The colorbar represents the latitude.



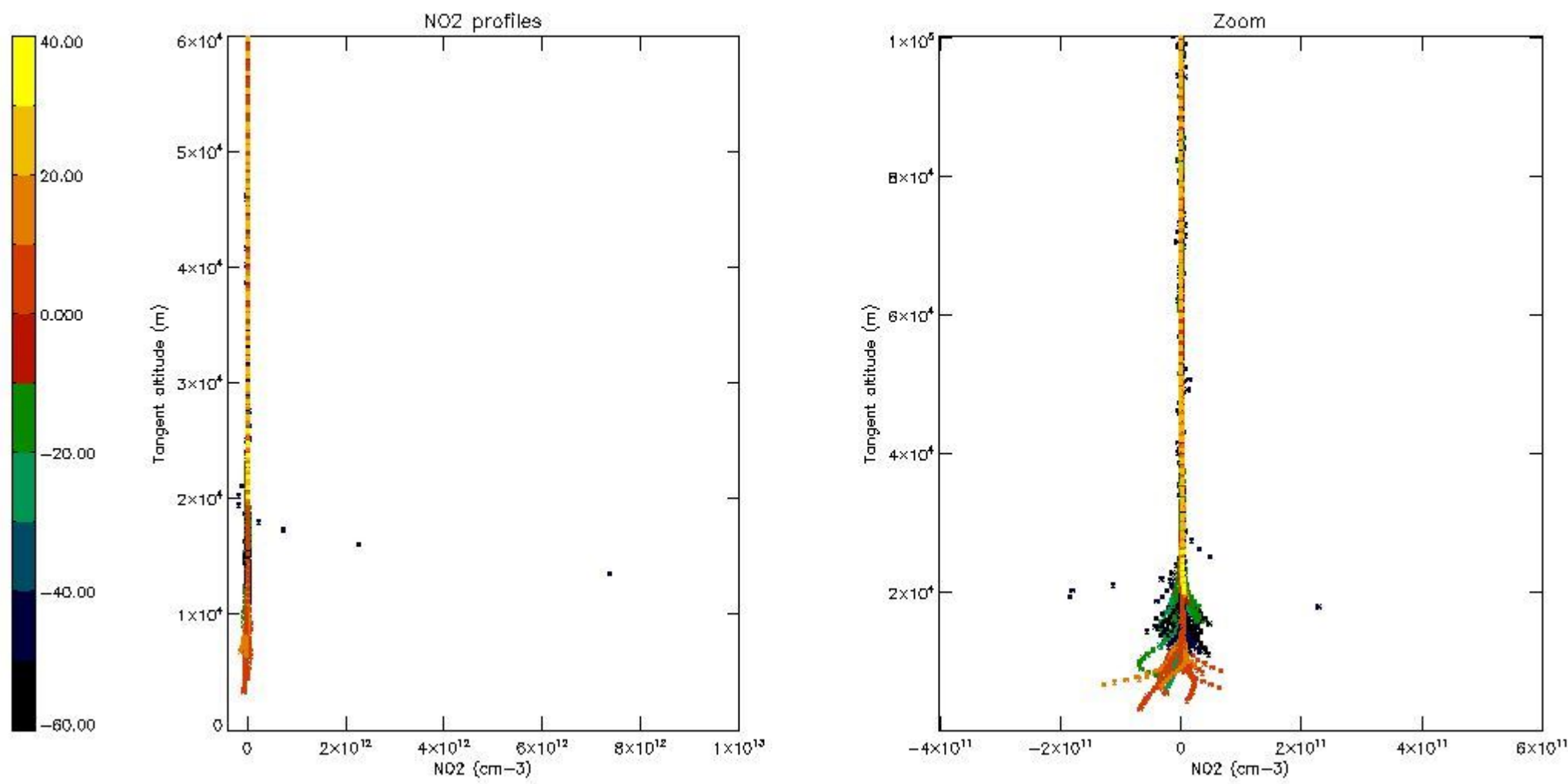
5.5 Plot ozone profiles where STD < 5% (dark without errors)

The colorbar represents the latitude.



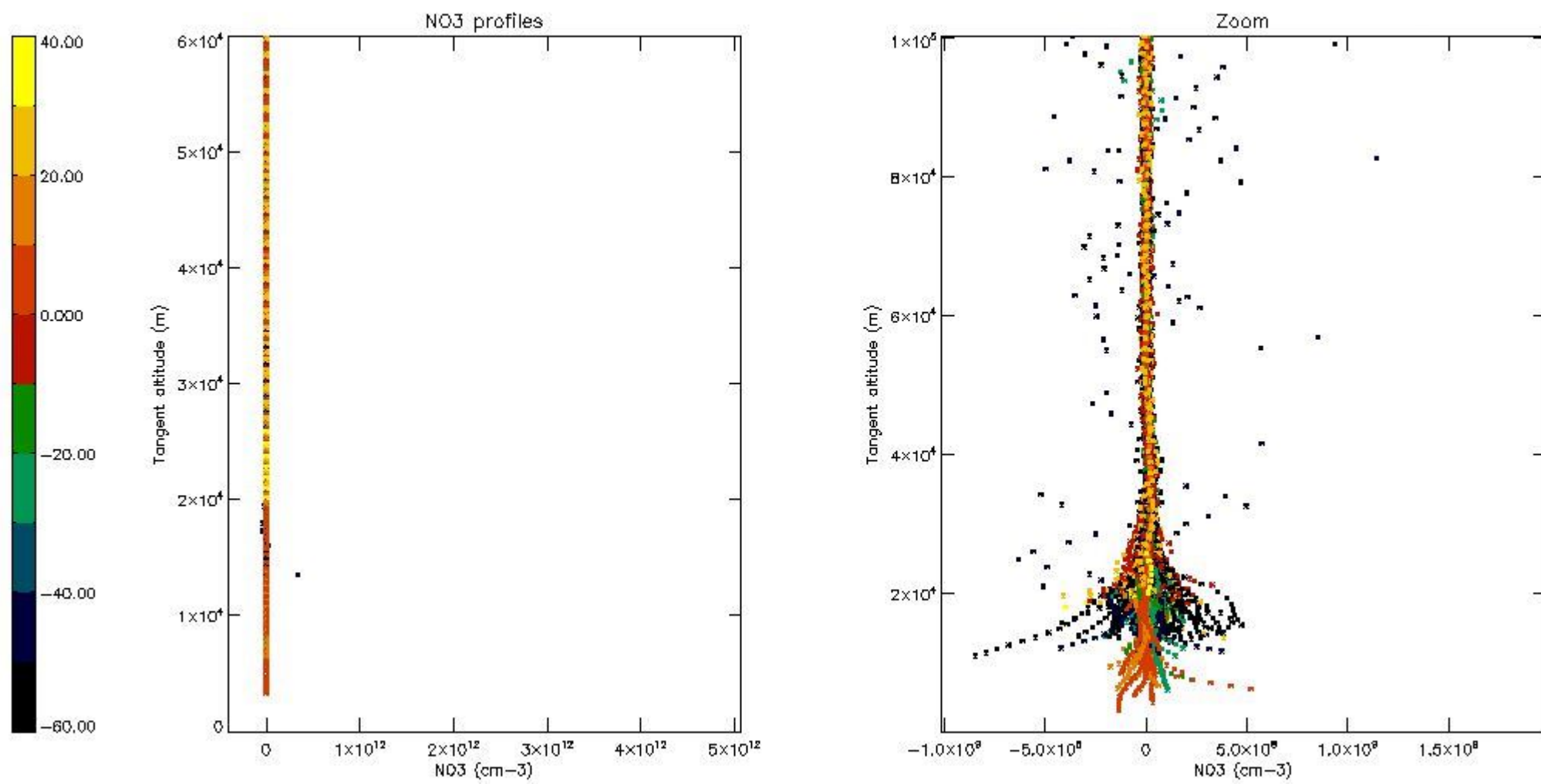
5.6 Plot NO₂ profiles for all STD (dark without errors)

The colorbar represents the latitude.



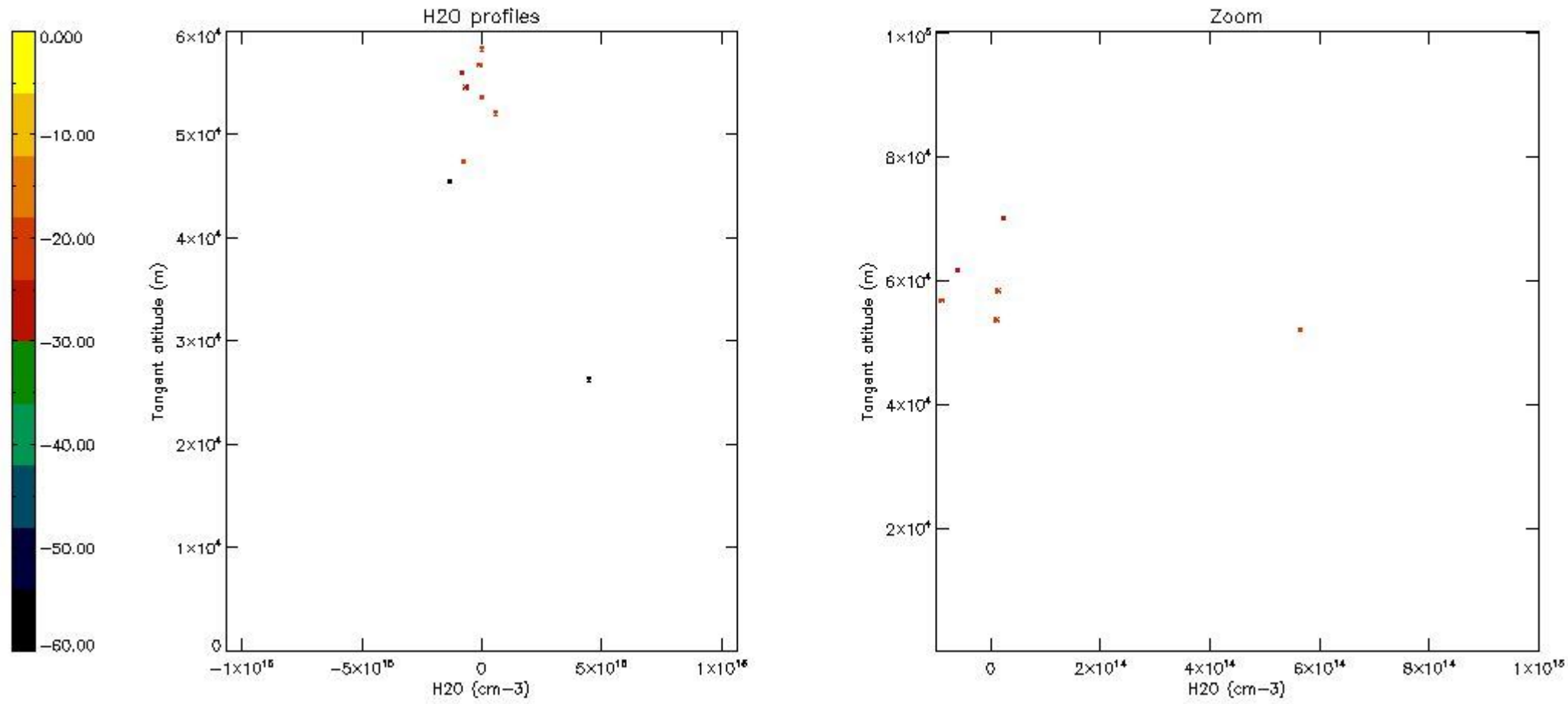
5.7 Plot NO3 profiles for all STD (dark without errors)

The colorbar represents the latitude.



5.8 Plot H2O profiles for all STD (only for occultations of stars 1,2,3,4,13,14,16,26,63 dark without errors)

The colorbar represents the latitude.



6. Auxiliary Data Files used for the production reported in section 2

The number reported in the third column indicates since which file (see list in section 2) the corresponding auxiliary file has been used. The fourth column is the date of those product files.

Type	Auxiliary Filename	Used since product	Used since product date
INST_PHYS_CHARACTERISTICS	GOM_INS_AXVIEC20091111_143220_20030716_120000_20500101_000000	1	29-FEB-2008 00:02:50
LEVEL-2_PROC_CONFIG	GOM_PR2_AXVIEC20091111_152718_20020301_000000_20500101_000000	1	29-FEB-2008 00:02:50
CROSS_SECTIONS_FILE	GOM_CRS_AXVIEC20091111_154832_20020301_000000_20500101_000000	1	29-FEB-2008 00:02:50

GOMOS Level 2 Daily Report

SUMMARY

[1. General Info](#)

[2. Summary of processed GOM_NL_2P products](#)

[3. Level 2 Quality information per product](#)

[3.1 Plot of level 2 quality information per product \(time dependant\)](#)

[3.2 Plot of level 2 quality information per product \(world map\)](#)

[4. Level 1 Quality information per product \(stored on level 2 products\)](#)

[4.1 Plot of level 1 quality information per product \(time dependant\)](#)

[4.1.1 Plot of level 1 quality information per product \(time dependant\): ASCENDING](#)

[4.1.2 Plot of level 1 quality information per product \(time dependant\): DESCENDING](#)

[4.2 Plot of level 1 quality information per product \(world map\)](#)

[4.2.1 Plot of level 1 quality information per product \(world map\): ASCENDING](#)

[4.2.2 Plot of level 1 quality information per product \(world map\): DESCENDING](#)

[5. Ozone profiles based on quality statistics and other trace gas profiles](#)

[5.1 Ozone statistics based on quality of products](#)

[5.2 Plot ozone profiles for all STD \(dark without errors\)](#)

[5.3 Plot ozone profiles where STD < 20% \(dark without errors\)](#)

[5.4. Plot ozone profiles where STD < 10% \(dark without errors\)](#)

[5.5. Plot ozone profiles where STD < 5% \(dark without errors\)](#)

[5.6 Plot NO2 profiles for all STD \(dark without errors\)](#)

[5.7 Plot NO3 profiles for all STD \(dark without errors\)](#)

[5.8 Plot H2O profiles \(only for occultations of stars 1,2,3,4,13,14,16,26,63 dark without errors\) for all STD](#)

[6. Auxiliary Data Files used for the production reported in section 2](#)

This report presents the daily analysis on parameters extracted from GOMOS level 2 data (GOM_NL__2P). It is intended to monitor some important parameters that will impact the quality of these products. A list of level 2 products (and content) that have arrived during the reporting day to the PCF is also given.

Item	Value
Time of report generation	25APR2013 11:03:49
Data source version	GOMOS/6.01
Start time of products	29-02-2008 (29FEB2008 00:00:00)
Stop time of products	01-03-2008 (01MAR2008 00:00:00)
Store outputs in DB	Yes
Nb of level 2 prods	309
Nb of prods with errors	0

2. Summary of processed GOM_NL__2P products.

Nr	Filename	UTC Start time	Limb	Duration	Star Id	Star Name	Star Mag	Star Temp	Nb Meas	Orbit	Prod. error
1	GOM_NL__2PRFIN20080229_000250_000000352066_00245_31361_9653.N1	29-FEB-2008 00:02:50	Bright	35.000	49	1Alp UMi	1.9900	6300.0	70	31361	No
2	GOM_NL__2PRFIN20080229_001018_000000362066_00245_31361_9654.N1	29-FEB-2008 00:10:18	Bright	36.000	89	5Alp Cep	2.4510	8000.0	72	31361	No
3	GOM_NL__2PRFIN20080229_001524_000000352066_00245_31361_9655.N1	29-FEB-2008 00:15:24	Bright	34.500	19	50Alp Cyg	1.2460	10500.	69	31361	No
4	GOM_NL__2PRFIN20080229_001658_000000352066_00245_31361_9656.N1	29-FEB-2008 00:16:58	Bright	34.500	66	37Gam Cyg	2.2080	5900.0	69	31361	No
5	GOM_NL__2PRFIN20080229_001830_000000352066_00245_31361_9657.N1	29-FEB-2008 00:18:30	Bright	34.500	92	53Eps Cyg	2.5000	4500.0	69	31361	No
6	GOM_NL__2PRFIN20080229_002531_000000402066_00245_31361_9658.N1	29-FEB-2008 00:25:31	Bright	40.000	168	17Zet Aql	2.9860	11000.	80	31361	No
7	GOM_NL__2PRFIN20080229_003517_000000412066_00245_31361_9659.N1	29-FEB-2008 00:35:17	Dark	41.000	155	41Pi Sgr	2.9000	6600.0	82	31361	No
8	GOM_NL__2PRFIN20080229_004011_000000452066_00245_31361_9660.N1	29-FEB-2008 00:40:11	Dark	45.000	38	20Eps Sgr	1.8360	11000.	90	31361	No
9	GOM_NL__2PRFIN20080229_004259_000000442066_00245_31361_9661.N1	29-FEB-2008 00:42:59	Dark	44.000	25	35Lam Sco	1.6200	28000.	88	31361	No
10	GOM_NL__2PRFIN20080229_004647_000000422066_00246_31362_9643.N1	29-FEB-2008 00:46:47	Dark	42.000	141	Bet Ara	2.8400	4600.0	84	31362	No
11	GOM_NL__2PRFIN20080229_005045_000000392066_00246_31362_9644.N1	29-FEB-2008 00:50:45	Dark	39.000	134	Bet TrA	2.8100	6600.0	78	31362	No
12	GOM_NL__2PRFIN20080229_005204_000000372066_00246_31362_9645.N1	29-FEB-2008 00:52:04	Dark	37.000	145	Gam TrA	2.8720	10600.	74	31362	No
13	GOM_NL__2PRFIN20080229_005320_000000542066_00246_31362_9646.N1	29-FEB-2008 00:53:20	Dark	54.000	4	Alp1Cen	-0.010000	5800.0	108	31362	No
14	GOM_NL__2PRFIN20080229_005439_000000412066_00246_31362_9647.N1	29-FEB-2008 00:54:39	Dark	41.000	10	Bet Cen	0.61000	28000.	82	31362	No
15	GOM_NL__2PRFIN20080229_005716_000000472066_00246_31362_9648.N1	29-FEB-2008 00:57:16	Dark	47.000	12	Alp1Cru	0.77500	30000.	94	31362	No
16	GOM_NL__2PRFIN20080229_010023_000000422066_00246_31362_9649.N1	29-FEB-2008 01:00:23	Dark	42.000	99	Del Cen	2.5750	26000.	84	31362	No
17	GOM_NL__2PRFIN20080229_010248_000000402066_00246_31362_9650.N1	29-FEB-2008 01:02:48	Straylight	40.000	113	Mu Vel	2.6920	5000.0	80	31362	No
18	GOM_NL__2PRFIN20080229_010554_000000402066_00246_31362_9651.N1	29-FEB-2008 01:05:54	Straylight	40.000	65	Lam Vel	2.2040	4400.0	80	31362	No
19	GOM_NL__2PRFIN20080229_011525_000000442066_00246_31362_9652.N1	29-FEB-2008 01:15:25	Twilight_stray	43.500	48	30Alp Hya	1.9770	4100.0	87	31362	No
20	GOM_NL__2PRFIN20080229_012458_000000392066_00246_31362_9653.N1	29-FEB-2008 01:24:58	Bright	39.000	166	17Eps Leo	2.9800	6000.0	78	31362	No
21	GOM_NL__2PRFIN20080229_014326_000000352066_00246_31362_9654.N1	29-FEB-2008 01:43:26	Bright	35.000	49	1Alp UMi	1.9900	6300.0	70	31362	No
22	GOM_NL__2PRFIN20080229_015054_000000362066_00246_31362_9655.N1	29-FEB-2008 01:50:54	Bright	35.500	89	5Alp Cep	2.4510	8000.0	71	31362	No
23	GOM_NL__2PRFIN20080229_015600_000000362066_00246_31362_9656.N1	29-FEB-2008 01:56:00	Bright	35.500	19	50Alp Cyg	1.2460	10500.	71	31362	No
24	GOM_NL__2PRFIN20080229_015734_000000342066_00246_31362_9657.N1	29-FEB-2008 01:57:34	Bright	34.000	66	37Gam Cyg	2.2080	5900.0	68	31362	No
25	GOM_NL__2PRFIN20080229_015906_000000342066_00246_31362_9658.N1	29-FEB-2008 01:59:06	Bright	33.500	92	53Eps Cyg	2.5000	4500.0	67	31362	No
26	GOM_NL__2PRFIN20080229_020607_000000382066_00246_31362_9659.N1	29-FEB-2008 02:06:07	Bright	37.500	168	17Zet Aql	2.9860	11000.	75	31362	No
27	GOM_NL__2PRFIN20080229_021554_000000432066_00246_31362_9660.N1	29-FEB-2008 02:15:54	Dark	42.500	155	41Pi Sgr	2.9000	6600.0	85	31362	No
28	GOM_NL__2PRFIN20080229_021742_000000422066_00246_31362_9661.N1	29-FEB-2008 02:17:42	Dark	41.500	57	34Sig Sgr	2.0660	26000.	83	31362	No
29	GOM_NL__2PRFIN20080229_022048_000000412066_00246_31362_9662.N1	29-FEB-2008 02:20:48	Dark	40.500	38	20Eps Sgr	1.8360	11000.	81	31362	No
30	GOM_NL__2PRFIN20080229_022336_000000372066_00246_31362_9663.N1	29-FEB-2008 02:23:36	Dark	37.000	25	35Lam Sco	1.6200	28000.	74	31362	No
31	GOM_NL__2PRFIN20080229_022436_000000472066_00246_31362_9664.N1	29-FEB-2008 02:24:36	Dark	47.000	40	The Sco	1.8590	7100.0	94	31362	No
32	GOM_NL__2PRFIN20080229_022723_000000402066_00247_31363_9632.N1	29-FEB-2008 02:27:23	Dark	40.000	141	Bet Ara	2.8400	4600.0	80	31363	No
33	GOM_NL__2PRFIN20080229_023122_000000392066_00247_31363_9633.N1	29-FEB-2008 02:31:22	Dark	38.500	134	Bet TrA	2.8100	6600.0	77	31363	No
34	GOM_NL__2PRFIN20080229_023240_000000392066_00247_31363_9634.N1	29-FEB-2008 02:32:40	Dark	38.500	145	Gam TrA	2.8720	10600.	77	31363	No
35	GOM_NL__2PRFIN20080229_023356_000000502066_00247_31363_9635.N1	29-FEB-2008 02:33:56	Dark	49.500	4	Alp1Cen	-0.010000	5800.0	99	31363	No
36	GOM_NL__2PRFIN20080229_023516_000000402066_00247_31363_9636.N1	29-FEB-2008 02:35:16	Dark	40.000	10	Bet Cen	0.61000	28000.	80	31363	No
37	GOM_NL__2PRFIN20080229_023752_000000452066_00247_31363_9637.N1	29-FEB-2008 02:37:52	Dark	44.500	12	Alp1Cru	0.77500	30000.	89	31363	No
38	GOM_NL__2PRFIN20080229_024100_000000422066_00247_31363_9638.N1	29-FEB-2008 02:41:00	Dark	42.000	99	Del Cen	2.5750	26000.	84	31363	No
39	GOM_NL__2PRFIN20080229_024324_000000402066_00247_31363_9639.N1	29-FEB-2008 02:43:24	Straylight	40.000	113	Mu Vel	2.6920	5000.0	80	31363	No
40	GOM_NL__2PRFIN20080229_024630_000000432066_00247_31363_9640.N1	29-FEB-2008 02:46:30	Straylight	43.000	65	Lam Vel	2.2040	4400.0	86	31363	No
41	GOM_NL__2PRFIN20080229_025601_000000432066_00247_31363_9641.N1	29-FEB-2008 02:56:01	Twilight_stray	42.500	48	30Alp Hya	1.9770	4100.0	85	31363	No
42	GOM_NL__2PRFIN20080229_030534_000000392066_00247_31363_9642.N1	29-FEB-2008 03:05:34	Bright	39.000	166	17Eps Leo	2.9800	6000.0	78	31363	No

43	GOM_NL__2PRFIN20080229_032402_000000362066_00247_31363_9643.N1	29-FEB-2008 03:24:02	Bright	35.500	49	1Alp UMi	1.9900	6300.0	71	31363	No
44	GOM_NL__2PRFIN20080229_033130_000000472066_00247_31363_9644.N1	29-FEB-2008 03:31:30	Bright	47.000	89	5Alp Cep	2.4510	8000.0	94	31363	No
45	GOM_NL__2PRFIN20080229_033636_000000352066_00247_31363_9645.N1	29-FEB-2008 03:36:36	Bright	35.000	19	50Alp Cyg	1.2460	10500.	70	31363	No
46	GOM_NL__2PRFIN20080229_033810_000000362066_00247_31363_9646.N1	29-FEB-2008 03:38:10	Bright	35.500	66	37Gam Cyg	2.2080	5900.0	71	31363	No
47	GOM_NL__2PRFIN20080229_033943_000000512066_00247_31363_9647.N1	29-FEB-2008 03:39:43	Bright	51.000	92	53Eps Cyg	2.5000	4500.0	102	31363	No
48	GOM_NL__2PRFIN20080229_034643_000000392066_00247_31363_9648.N1	29-FEB-2008 03:46:43	Bright	38.500	168	17Zet Aql	2.9860	11000.	77	31363	No
49	GOM_NL__2PRFIN20080229_035630_000000392066_00247_31363_9649.N1	29-FEB-2008 03:56:30	Dark	38.500	155	41Pi Sgr	2.9000	6600.0	77	31363	No
50	GOM_NL__2PRFIN20080229_035819_000000422066_00247_31363_9650.N1	29-FEB-2008 03:58:19	Dark	41.500	57	34Sig Sgr	2.0660	26000.	83	31363	No
51	GOM_NL__2PRFIN20080229_040124_000000472066_00247_31363_9651.N1	29-FEB-2008 04:01:24	Dark	46.500	38	20Eps Sgr	1.8360	11000.	93	31363	No
52	GOM_NL__2PRFIN20080229_040413_000000372066_00247_31363_9652.N1	29-FEB-2008 04:04:13	Dark	37.000	25	35Lam Sco	1.6200	28000.	74	31363	No
53	GOM_NL__2PRFIN20080229_040513_000000492066_00247_31363_9653.N1	29-FEB-2008 04:05:13	Dark	48.500	40	The Sco	1.8590	7100.0	97	31363	No
54	GOM_NL__2PRFIN20080229_040800_000000402066_00248_31364_9644.N1	29-FEB-2008 04:08:00	Dark	40.000	141	Bet Ara	2.8400	4600.0	80	31364	No
55	GOM_NL__2PRFIN20080229_041159_000000392066_00248_31364_9645.N1	29-FEB-2008 04:11:59	Dark	39.000	134	Bet TrA	2.8100	6600.0	78	31364	No
56	GOM_NL__2PRFIN20080229_041317_000000362066_00248_31364_9646.N1	29-FEB-2008 04:13:17	Dark	36.000	145	Gam TrA	2.8720	10600.	72	31364	No
57	GOM_NL__2PRFIN20080229_041433_000000422066_00248_31364_9647.N1	29-FEB-2008 04:14:33	Dark	42.000	4	Alp1Cen	-0.010000	5800.0	84	31364	No
58	GOM_NL__2PRFIN20080229_041552_000000462066_00248_31364_9648.N1	29-FEB-2008 04:15:52	Dark	45.500	10	Bet Cen	0.61000	28000.	91	31364	No
59	GOM_NL__2PRFIN20080229_041828_000000452066_00248_31364_9649.N1	29-FEB-2008 04:18:28	Dark	45.000	12	Alp1Cru	0.77500	30000.	90	31364	No
60	GOM_NL__2PRFIN20080229_042136_000000412066_00248_31364_9650.N1	29-FEB-2008 04:21:36	Dark	41.000	99	Del Cen	2.5750	26000.	82	31364	No
61	GOM_NL__2PRFIN20080229_042401_000000422066_00248_31364_9651.N1	29-FEB-2008 04:24:01	Straylight	41.500	113	Mu Vel	2.6920	5000.0	83	31364	No
62	GOM_NL__2PRFIN20080229_042707_000000432066_00248_31364_9652.N1	29-FEB-2008 04:27:07	Straylight	42.500	65	Lam Vel	2.2040	4400.0	85	31364	No
63	GOM_NL__2PRFIN20080229_043637_000000462066_00248_31364_9653.N1	29-FEB-2008 04:36:37	Tw_i_and_stray	46.000	48	30Alp Hya	1.9770	4100.0	92	31364	No
64	GOM_NL__2PRFIN20080229_044610_000000402066_00248_31364_9654.N1	29-FEB-2008 04:46:10	Bright	40.000	166	17Eps Leo	2.9800	6000.0	80	31364	No
65	GOM_NL__2PRFIN20080229_050438_000000342066_00248_31364_9655.N1	29-FEB-2008 05:04:38	Bright	34.000	49	1Alp UMi	1.9900	6300.0	68	31364	No
66	GOM_NL__2PRFIN20080229_051207_000000352066_00248_31364_9656.N1	29-FEB-2008 05:12:07	Bright	34.500	89	5Alp Cep	2.4510	8000.0	69	31364	No
67	GOM_NL__2PRFIN20080229_051713_000000332066_00248_31364_9657.N1	29-FEB-2008 05:17:13	Bright	33.000	19	50Alp Cyg	1.2460	10500.	66	31364	No
68	GOM_NL__2PRFIN20080229_051847_000000332066_00248_31364_9658.N1	29-FEB-2008 05:18:47	Bright	33.000	66	37Gam Cyg	2.2080	5900.0	66	31364	No
69	GOM_NL__2PRFIN20080229_052019_000000332066_00248_31364_9659.N1	29-FEB-2008 05:20:19	Bright	33.000	92	53Eps Cyg	2.5000	4500.0	66	31364	No
70	GOM_NL__2PRFIN20080229_052720_000000382066_00248_31364_9660.N1	29-FEB-2008 05:27:20	Bright	38.000	168	17Zet Aql	2.9860	11000.	76	31364	No
71	GOM_NL__2PRFIN20080229_053707_000000422066_00248_31364_9661.N1	29-FEB-2008 05:37:07	Dark	42.000	155	41Pi Sgr	2.9000	6600.0	84	31364	No
72	GOM_NL__2PRFIN20080229_053855_000000432066_00248_31364_9662.N1	29-FEB-2008 05:38:55	Dark	42.500	57	34Sig Sgr	2.0660	26000.	85	31364	No
73	GOM_NL__2PRFIN20080229_054201_000000472066_00248_31364_9663.N1	29-FEB-2008 05:42:01	Dark	47.000	38	20Eps Sgr	1.8360	11000.	94	31364	No
74	GOM_NL__2PRFIN20080229_054450_000000312066_00248_31364_9664.N1	29-FEB-2008 05:44:50	Dark	31.000	25	35Lam Sco	1.6200	28000.	62	31364	No
75	GOM_NL__2PRFIN20080229_054549_000000422066_00248_31364_9665.N1	29-FEB-2008 05:45:49	Dark	41.500	40	The Sco	1.8590	7100.0	83	31364	No
76	GOM_NL__2PRFIN20080229_054836_000000392066_00249_31365_9642.N1	29-FEB-2008 05:48:36	Dark	39.000	141	Bet Ara	2.8400	4600.0	78	31365	No
77	GOM_NL__2PRFIN20080229_055235_000000392066_00249_31365_9643.N1	29-FEB-2008 05:52:35	Dark	38.500	134	Bet TrA	2.8100	6600.0	77	31365	No
78	GOM_NL__2PRFIN20080229_055353_000000372066_00249_31365_9644.N1	29-FEB-2008 05:53:53	Dark	37.000	145	Gam TrA	2.8720	10600.	74	31365	No
79	GOM_NL__2PRFIN20080229_055509_000000462066_00249_31365_9645.N1	29-FEB-2008 05:55:09	Dark	45.500	4	Alp1Cen	-0.010000	5800.0	91	31365	No
80	GOM_NL__2PRFIN20080229_055629_000000482066_00249_31365_9646.N1	29-FEB-2008 05:56:29	Dark	47.500	10	Bet Cen	0.61000	28000.	95	31365	No
81	GOM_NL__2PRFIN20080229_055905_000000492066_00249_31365_9647.N1	29-FEB-2008 05:59:05	Dark	48.500	12	Alp1Cru	0.77500	30000.	97	31365	No
82	GOM_NL__2PRFIN20080229_060213_000000462066_00249_31365_9648.N1	29-FEB-2008 06:02:13	Dark	45.500	99	Del Cen	2.5750	26000.	91	31365	No
83	GOM_NL__2PRFIN20080229_060437_000000432066_00249_31365_9649.N1	29-FEB-2008 06:04:37	Straylight	43.000	113	Mu Vel	2.6920	5000.0	86	31365	No
84	GOM_NL__2PRFIN20080229_060743_000000422066_00249_31365_9650.N1	29-FEB-2008 06:07:43	Straylight	42.000	65	Lam Vel	2.2040	4400.0	84	31365	No
85	GOM_NL__2PRFIN20080229_061713_000000432066_00249_31365_9651.N1	29-FEB-2008 06:17:13	Tw_i_and_stray	43.000	48	30Alp Hya	1.9770	4100.0	86	31365	No
86	GOM_NL__2PRFIN20080229_062646_000000392066_00249_31365_9652.N1	29-FEB-2008 06:26:46	Bright	38.500	166	17Eps Leo	2.9800	6000.0	77	31365	No
87	GOM_NL__2PRFIN20080229_064514_000000352066_00249_31365_9653.N1	29-FEB-2008 06:45:14	Bright	34.500	49	1Alp UMi	1.9900	6300.0	69	31365	No
88	GOM_NL__2PRFIN20080229_065243_000000372066_00249_31365_9654.N1	29-FEB-2008 06:52:43	Bright	36.500	89	5Alp Cep	2.4510	8000.0	73	31365	No
89	GOM_NL__2PRFIN20080229_065749_000000342066_00249_31365_9655.N1	29-FEB-2008 06:57:49	Bright	33.500	19	50Alp Cyg	1.2460	10500.	67	31365	No
90	GOM_NL__2PRFIN20080229_065923_000000362066_00249_31365_9656.N1	29-FEB-2008 06:59:23	Bright	35.500	66	37Gam Cyg	2.2080	5900.0	71	31365	No
91	GOM_NL__2PRFIN20080229_070055_000000352066_00249_31365_9657.N1	29-FEB-2008 07:00:55	Bright	34.500	92	53Eps Cyg	2.5000	4500.0	69	31365	No
92	GOM_NL__2PRFIN20080229_070756_000000382066_00249_31365_9658.N1	29-FEB-2008 07:07:56	Bright	38.000	168	17Zet Aql	2.9860	11000.	76	31365	No
93	GOM_NL__2PRFIN20080229_071743_000000392066_00249_31365_9659.N1	29-FEB-2008 07:17:43	Dark	39.000	155	41Pi Sgr	2.9000	6600.0	78	31365	No
94	GOM_NL__2PRFIN20080229_071932_000000422066_00249_31365_9660.N1	29-FEB-2008 07:19:32	Dark	41.500	57	34Sig Sgr	2.0660	26000.	83	31365	No
95	GOM_NL__2PRFIN20080229_072237_000000432066_00249_31365_9661.N1	29-FEB-2008 07:22:37	Dark	42.500	38	20Eps Sgr	1.8360	11000.	85	31365	No
96	GOM_NL__2PRFIN20080229_072527_000000312066_00249_31365_9662.N1	29-FEB-2008 07:25:27	Dark	31.000	25	35Lam Sco	1.6200	28000.	62	31365	No
97	GOM_NL__2PRFIN20080229_072626_000000462066_00249_31365_9663.N1	29-FEB-2008 07:26:26	Dark	46.000	40	The Sco	1.8590	7100.0	92	31365	No
98	GOM_NL__2PRFIN20080229_072913_000000412066_00250_31366_9642.N1	29-FEB-2008 07:29:13	Dark	41.000	141	Bet Ara	2.8400	4600.0	82	31366	No
99	GOM_NL__2PRFIN20080229_073312_000000392066_00250_31366_9643.N1	29-FEB-2008 07:33:12	Dark	39.000	134	Bet TrA	2.8100	6600.0	78	31366	No
100	GOM_NL__2PRFIN20080229_073430_000000372066_00250_31366_9644.N1	29-FEB-2008 07:34:30	Dark	36.500	145	Gam TrA	2.8720	10600.	73	31366	No
101	GOM_NL__2PRFIN20080229_073546_000000552066_00250_31366_9645.N1	29-FEB-2008 07:35:46	Dark	55.000	4	Alp1Cen	-0.010000	5800.0	110	31366	No

102	GOM_NL__2PRFIN20080229_073705_000000482066_00250_31366_9646.N1	29-FEB-2008 07:37:05	Dark	48.000	10	Bet Cen	0.61000	28000.	96	31366	No
103	GOM_NL__2PRFIN20080229_073941_000000462066_00250_31366_9647.N1	29-FEB-2008 07:39:41	Dark	45.500	12	Alp1Cru	0.77500	30000.	91	31366	No
104	GOM_NL__2PRFIN20080229_074249_000000442066_00250_31366_9648.N1	29-FEB-2008 07:42:49	Dark	43.500	99	Del Cen	2.5750	26000.	87	31366	No
105	GOM_NL__2PRFIN20080229_074513_000000432066_00250_31366_9649.N1	29-FEB-2008 07:45:13	Straylight	42.500	113	Mu Vel	2.6920	5000.0	85	31366	No
106	GOM_NL__2PRFIN20080229_074819_000000462066_00250_31366_9650.N1	29-FEB-2008 07:48:19	Straylight	46.000	65	Lam Vel	2.2040	4400.0	92	31366	No
107	GOM_NL__2PRFIN20080229_075749_000000422066_00250_31366_9651.N1	29-FEB-2008 07:57:49	Tw_i_and_stray	42.000	48	30Alp Hya	1.9770	4100.0	84	31366	No
108	GOM_NL__2PRFIN20080229_080722_000000392066_00250_31366_9652.N1	29-FEB-2008 08:07:22	Bright	38.500	166	17Eps Leo	2.9800	6000.0	77	31366	No
109	GOM_NL__2PRFIN20080229_082550_000000342066_00250_31366_9653.N1	29-FEB-2008 08:25:50	Bright	33.500	49	1Alp UMi	1.9900	6300.0	67	31366	No
110	GOM_NL__2PRFIN20080229_083319_000000352066_00250_31366_9654.N1	29-FEB-2008 08:33:19	Bright	34.500	89	5Alp Cep	2.4510	8000.0	69	31366	No
111	GOM_NL__2PRFIN20080229_083825_000000332066_00250_31366_9655.N1	29-FEB-2008 08:38:25	Bright	33.000	19	50Alp Cyg	1.2460	10500.	66	31366	No
112	GOM_NL__2PRFIN20080229_083959_000000342066_00250_31366_9656.N1	29-FEB-2008 08:39:59	Bright	34.000	66	37Gam Cyg	2.2080	5900.0	68	31366	No
113	GOM_NL__2PRFIN20080229_084131_000000352066_00250_31366_9657.N1	29-FEB-2008 08:41:31	Bright	34.500	92	53Eps Cyg	2.5000	4500.0	69	31366	No
114	GOM_NL__2PRFIN20080229_084832_000000402066_00250_31366_9658.N1	29-FEB-2008 08:48:32	Bright	39.500	168	17Zet Aql	2.9860	11000.	79	31366	No
115	GOM_NL__2PRFIN20080229_085820_000000412066_00250_31366_9659.N1	29-FEB-2008 08:58:20	Dark	40.500	155	41Pi Sgr	2.9000	6600.0	81	31366	No
116	GOM_NL__2PRFIN20080229_090008_000000422066_00250_31366_9660.N1	29-FEB-2008 09:00:08	Dark	42.000	57	34Sig Sgr	2.0660	26000.	84	31366	No
117	GOM_NL__2PRFIN20080229_090314_000000442066_00250_31366_9661.N1	29-FEB-2008 09:03:14	Dark	43.500	38	20Eps Sgr	1.8360	11000.	87	31366	No
118	GOM_NL__2PRFIN20080229_090703_000000442066_00250_31366_9662.N1	29-FEB-2008 09:07:03	Dark	44.000	40	The Sco	1.8590	7100.0	88	31366	No
119	GOM_NL__2PRFIN20080229_090949_000000412066_00251_31367_9639.N1	29-FEB-2008 09:09:49	Dark	41.000	141	Bet Ara	2.8400	4600.0	82	31367	No
120	GOM_NL__2PRFIN20080229_091348_000000392066_00251_31367_9640.N1	29-FEB-2008 09:13:48	Dark	38.500	134	Bet TrA	2.8100	6600.0	77	31367	No
121	GOM_NL__2PRFIN20080229_091506_000000372066_00251_31367_9641.N1	29-FEB-2008 09:15:06	Dark	37.000	145	Gam TrA	2.8720	10600.	74	31367	No
122	GOM_NL__2PRFIN20080229_091623_000000482066_00251_31367_9642.N1	29-FEB-2008 09:16:23	Dark	48.000	4	Alp1Cen	-0.010000	5800.0	96	31367	No
123	GOM_NL__2PRFIN20080229_091742_000000422066_00251_31367_9643.N1	29-FEB-2008 09:17:42	Dark	42.000	10	Bet Cen	0.61000	28000.	84	31367	No
124	GOM_NL__2PRFIN20080229_092018_000000452066_00251_31367_9644.N1	29-FEB-2008 09:20:18	Dark	45.000	12	Alp1Cru	0.77500	30000.	90	31367	No
125	GOM_NL__2PRFIN20080229_092326_000000422066_00251_31367_9645.N1	29-FEB-2008 09:23:26	Dark	41.500	99	Del Cen	2.5750	26000.	83	31367	No
126	GOM_NL__2PRFIN20080229_092550_000000392066_00251_31367_9646.N1	29-FEB-2008 09:25:50	Straylight	38.500	113	Mu Vel	2.6920	5000.0	77	31367	No
127	GOM_NL__2PRFIN20080229_092855_000000452066_00251_31367_9647.N1	29-FEB-2008 09:28:55	Straylight	44.500	65	Lam Vel	2.2040	4400.0	89	31367	No
128	GOM_NL__2PRFIN20080229_093825_000000422066_00251_31367_9648.N1	29-FEB-2008 09:38:25	Tw_i_and_stray	41.500	48	30Alp Hya	1.9770	4100.0	83	31367	No
129	GOM_NL__2PRFIN20080229_094757_000000392066_00251_31367_9649.N1	29-FEB-2008 09:47:57	Bright	38.500	166	17Eps Leo	2.9800	6000.0	77	31367	No
130	GOM_NL__2PRFIN20080229_100626_000000352066_00251_31367_9650.N1	29-FEB-2008 10:06:26	Bright	35.000	49	1Alp UMi	1.9900	6300.0	70	31367	No
131	GOM_NL__2PRFIN20080229_101355_000000362066_00251_31367_9651.N1	29-FEB-2008 10:13:55	Bright	36.000	89	5Alp Cep	2.4510	8000.0	72	31367	No
132	GOM_NL__2PRFIN20080229_101901_000000352066_00251_31367_9652.N1	29-FEB-2008 10:19:01	Bright	35.000	19	50Alp Cyg	1.2460	10500.	70	31367	No
133	GOM_NL__2PRFIN20080229_102035_000000362066_00251_31367_9653.N1	29-FEB-2008 10:20:35	Bright	35.500	66	37Gam Cyg	2.2080	5900.0	71	31367	No
134	GOM_NL__2PRFIN20080229_102207_000000352066_00251_31367_9654.N1	29-FEB-2008 10:22:07	Bright	35.000	92	53Eps Cyg	2.5000	4500.0	70	31367	No
135	GOM_NL__2PRFIN20080229_102909_000000382066_00251_31367_9655.N1	29-FEB-2008 10:29:09	Bright	38.000	168	17Zet Aql	2.9860	11000.	76	31367	No
136	GOM_NL__2PRFIN20080229_103856_000000402066_00251_31367_9656.N1	29-FEB-2008 10:38:56	Dark	40.000	155	41Pi Sgr	2.9000	6600.0	80	31367	No
137	GOM_NL__2PRFIN20080229_104045_000000432066_00251_31367_9657.N1	29-FEB-2008 10:40:45	Dark	43.000	57	34Sig Sgr	2.0660	26000.	86	31367	No
138	GOM_NL__2PRFIN20080229_104350_000000442066_00251_31367_9658.N1	29-FEB-2008 10:43:50	Dark	43.500	38	20Eps Sgr	1.8360	11000.	87	31367	No
139	GOM_NL__2PRFIN20080229_104739_000000442066_00251_31367_9659.N1	29-FEB-2008 10:47:39	Dark	43.500	40	The Sco	1.8590	7100.0	87	31367	No
140	GOM_NL__2PRFIN20080229_105026_000000492066_00252_31368_9639.N1	29-FEB-2008 10:50:26	Dark	49.000	141	Bet Ara	2.8400	4600.0	98	31368	No
141	GOM_NL__2PRFIN20080229_105424_000000392066_00252_31368_9640.N1	29-FEB-2008 10:54:24	Dark	39.000	134	Bet TrA	2.8100	6600.0	78	31368	No
142	GOM_NL__2PRFIN20080229_105542_000000372066_00252_31368_9641.N1	29-FEB-2008 10:55:42	Dark	37.000	145	Gam TrA	2.8720	10600.	74	31368	No
143	GOM_NL__2PRFIN20080229_105659_000000522066_00252_31368_9642.N1	29-FEB-2008 10:56:59	Dark	52.000	4	Alp1Cen	-0.010000	5800.0	104	31368	No
144	GOM_NL__2PRFIN20080229_105818_000000462066_00252_31368_9643.N1	29-FEB-2008 10:58:18	Dark	45.500	10	Bet Cen	0.61000	28000.	91	31368	No
145	GOM_NL__2PRFIN20080229_110054_000000502066_00252_31368_9644.N1	29-FEB-2008 11:00:54	Dark	49.500	12	Alp1Cru	0.77500	30000.	99	31368	No
146	GOM_NL__2PRFIN20080229_110402_000000422066_00252_31368_9645.N1	29-FEB-2008 11:04:02	Dark	41.500	99	Del Cen	2.5750	26000.	83	31368	No
147	GOM_NL__2PRFIN20080229_110626_000000422066_00252_31368_9646.N1	29-FEB-2008 11:06:26	Straylight	42.000	113	Mu Vel	2.6920	5000.0	84	31368	No
148	GOM_NL__2PRFIN20080229_110931_000000442066_00252_31368_9647.N1	29-FEB-2008 11:09:31	Straylight	43.500	65	Lam Vel	2.2040	4400.0	87	31368	No
149	GOM_NL__2PRFIN20080229_111901_000000452066_00252_31368_9648.N1	29-FEB-2008 11:19:01	Tw_i_and_stray	44.500	48	30Alp Hya	1.9770	4100.0	89	31368	No
150	GOM_NL__2PRFIN20080229_112833_000000392066_00252_31368_9649.N1	29-FEB-2008 11:28:33	Bright	38.500	166	17Eps Leo	2.9800	6000.0	77	31368	No
151	GOM_NL__2PRFIN20080229_114702_000000362066_00252_31368_9650.N1	29-FEB-2008 11:47:02	Bright	36.000	49	1Alp UMi	1.9900	6300.0	72	31368	No
152	GOM_NL__2PRFIN20080229_115431_000000362066_00252_31368_9651.N1	29-FEB-2008 11:54:31	Bright	36.000	89	5Alp Cep	2.4510	8000.0	72	31368	No
153	GOM_NL__2PRFIN20080229_115937_000000362066_00252_31368_9652.N1	29-FEB-2008 11:59:37	Bright	36.000	19	50Alp Cyg	1.2460	10500.	72	31368	No
154	GOM_NL__2PRFIN20080229_120111_000000352066_00252_31368_9653.N1	29-FEB-2008 12:01:11	Bright	35.000	66	37Gam Cyg	2.2080	5900.0	70	31368	No
155	GOM_NL__2PRFIN20080229_120243_000000342066_00252_31368_9654.N1	29-FEB-2008 12:02:43	Bright	33.500	92	53Eps Cyg	2.5000	4500.0	67	31368	No
156	GOM_NL__2PRFIN20080229_120945_000000392066_00252_31368_9655.N1	29-FEB-2008 12:09:45	Bright	39.000	168	17Zet Aql	2.9860	11000.	78	31368	No
157	GOM_NL__2PRFIN20080229_121932_000000422066_00252_31368_9656.N1	29-FEB-2008 12:19:32	Dark	42.000	155	41Pi Sgr	2.9000	6600.0	84	31368	No
158	GOM_NL__2PRFIN20080229_122121_000000422066_00252_31368_9657.N1	29-FEB-2008 12:21:21	Dark	41.500	57	34Sig Sgr	2.0660	26000.	83	31368	No
159	GOM_NL__2PRFIN20080229_122427_000000432066_00252_31368_9658.N1	29-FEB-2008 12:24:27	Dark	43.000	38	20Eps Sgr	1.8360	11000.	86	31368	No
160	GOM_NL__2PRFIN20080229_122816_000000422066_00252_31368_9659.N1	29-FEB-2008 12:28:16	Dark	41.500	40	The Sco	1.8590	7100.0	83	31368	No

161	GOM_NL__2PRFIN20080229_123102_000000402066_00253_31369_9639.N1	29-FEB-2008 12:31:02	Dark	40.000	141	Bet Ara	2.8400	4600.0	80	31369	No
162	GOM_NL__2PRFIN20080229_123501_000000382066_00253_31369_9640.N1	29-FEB-2008 12:35:01	Dark	38.000	134	Bet TrA	2.8100	6600.0	76	31369	No
163	GOM_NL__2PRFIN20080229_123618_000000382066_00253_31369_9641.N1	29-FEB-2008 12:36:18	Dark	38.000	145	Gam TrA	2.8720	10600.	76	31369	No
164	GOM_NL__2PRFIN20080229_123736_000000502066_00253_31369_9642.N1	29-FEB-2008 12:37:36	Dark	50.000	4	Alp1Cen	-0.010000	5800.0	100	31369	No
165	GOM_NL__2PRFIN20080229_123855_000000502066_00253_31369_9643.N1	29-FEB-2008 12:38:55	Dark	50.000	10	Bet Cen	0.61000	28000.	100	31369	No
166	GOM_NL__2PRFIN20080229_124130_000000402066_00253_31369_9644.N1	29-FEB-2008 12:41:30	Dark	39.500	12	Alp1Cru	0.77500	30000.	79	31369	No
167	GOM_NL__2PRFIN20080229_124439_000000412066_00253_31369_9645.N1	29-FEB-2008 12:44:39	Dark	40.500	99	Del Cen	2.5750	26000.	81	31369	No
168	GOM_NL__2PRFIN20080229_124702_000000422066_00253_31369_9646.N1	29-FEB-2008 12:47:02	Straylight	42.000	113	Mu Vel	2.6920	5000.0	84	31369	No
169	GOM_NL__2PRFIN20080229_125007_000000462066_00253_31369_9647.N1	29-FEB-2008 12:50:07	Straylight	45.500	65	Lam Vel	2.2040	4400.0	91	31369	No
170	GOM_NL__2PRFIN20080229_125937_000000452066_00253_31369_9648.N1	29-FEB-2008 12:59:37	Tw_i_and_stray	45.000	48	30Alp Hya	1.9770	4100.0	90	31369	No
171	GOM_NL__2PRFIN20080229_130909_000000392066_00253_31369_9649.N1	29-FEB-2008 13:09:09	Bright	38.500	166	17Eps Leo	2.9800	6000.0	77	31369	No
172	GOM_NL__2PRFIN20080229_132738_000000342066_00253_31369_9650.N1	29-FEB-2008 13:27:38	Bright	34.000	49	1Alp UMi	1.9900	6300.0	68	31369	No
173	GOM_NL__2PRFIN20080229_133507_000000352066_00253_31369_9651.N1	29-FEB-2008 13:35:07	Bright	35.000	89	5Alp Cep	2.4510	8000.0	70	31369	No
174	GOM_NL__2PRFIN20080229_134013_000000342066_00253_31369_9652.N1	29-FEB-2008 13:40:13	Bright	34.000	19	50Alp Cyg	1.2460	10500.	68	31369	No
175	GOM_NL__2PRFIN20080229_134147_000000352066_00253_31369_9653.N1	29-FEB-2008 13:41:47	Bright	35.000	66	37Gam Cyg	2.2080	5900.0	70	31369	No
176	GOM_NL__2PRFIN20080229_134319_000000332066_00253_31369_9654.N1	29-FEB-2008 13:43:19	Bright	32.500	92	53Eps Cyg	2.5000	4500.0	65	31369	No
177	GOM_NL__2PRFIN20080229_135021_000000382066_00253_31369_9655.N1	29-FEB-2008 13:50:21	Bright	38.000	168	17Zet Aql	2.9860	11000.	76	31369	No
178	GOM_NL__2PRFIN20080229_140008_000000412066_00253_31369_9656.N1	29-FEB-2008 14:00:08	Dark	41.000	155	41Pi Sgr	2.9000	6600.0	82	31369	No
179	GOM_NL__2PRFIN20080229_140157_000000432066_00253_31369_9657.N1	29-FEB-2008 14:01:57	Dark	43.000	57	34Sig Sgr	2.0660	26000.	86	31369	No
180	GOM_NL__2PRFIN20080229_140504_000000462066_00253_31369_9658.N1	29-FEB-2008 14:05:04	Dark	45.500	38	20Eps Sgr	1.8360	11000.	91	31369	No
181	GOM_NL__2PRFIN20080229_140853_000000482066_00253_31369_9659.N1	29-FEB-2008 14:08:53	Dark	47.500	40	The Sco	1.8590	7100.0	95	31369	No
182	GOM_NL__2PRFIN20080229_141139_000000402066_00254_31370_9644.N1	29-FEB-2008 14:11:39	Dark	39.500	141	Bet Ara	2.8400	4600.0	79	31370	No
183	GOM_NL__2PRFIN20080229_141537_000000382066_00254_31370_9645.N1	29-FEB-2008 14:15:37	Dark	38.000	134	Bet TrA	2.8100	6600.0	76	31370	No
184	GOM_NL__2PRFIN20080229_141655_000000362066_00254_31370_9646.N1	29-FEB-2008 14:16:55	Dark	36.000	145	Gam TrA	2.8720	10600.	72	31370	No
185	GOM_NL__2PRFIN20080229_141812_000000462066_00254_31370_9647.N1	29-FEB-2008 14:18:12	Dark	46.000	4	Alp1Cen	-0.010000	5800.0	92	31370	No
186	GOM_NL__2PRFIN20080229_141931_000000422066_00254_31370_9648.N1	29-FEB-2008 14:19:31	Dark	41.500	10	Bet Cen	0.61000	28000.	83	31370	No
187	GOM_NL__2PRFIN20080229_142207_000000402066_00254_31370_9649.N1	29-FEB-2008 14:22:07	Dark	39.500	12	Alp1Cru	0.77500	30000.	79	31370	No
188	GOM_NL__2PRFIN20080229_142356_000000372066_00254_31370_9650.N1	29-FEB-2008 14:23:56	Dark	37.000	124	The Car	2.7640	30000.	74	31370	No
189	GOM_NL__2PRFIN20080229_142515_000000402066_00254_31370_9651.N1	29-FEB-2008 14:25:15	Dark	39.500	99	Del Cen	2.5750	26000.	79	31370	No
190	GOM_NL__2PRFIN20080229_142738_000000432066_00254_31370_9652.N1	29-FEB-2008 14:27:38	Straylight	42.500	113	Mu Vel	2.6920	5000.0	85	31370	No
191	GOM_NL__2PRFIN20080229_143043_000000432066_00254_31370_9653.N1	29-FEB-2008 14:30:43	Straylight	43.000	65	Lam Vel	2.2040	4400.0	86	31370	No
192	GOM_NL__2PRFIN20080229_144013_000000462066_00254_31370_9654.N1	29-FEB-2008 14:40:13	Tw_i_and_stray	46.000	48	30Alp Hya	1.9770	4100.0	92	31370	No
193	GOM_NL__2PRFIN20080229_144945_000000392066_00254_31370_9655.N1	29-FEB-2008 14:49:45	Bright	38.500	166	17Eps Leo	2.9800	6000.0	77	31370	No
194	GOM_NL__2PRFIN20080229_150814_000000352066_00254_31370_9656.N1	29-FEB-2008 15:08:14	Bright	35.000	49	1Alp UMi	1.9900	6300.0	70	31370	No
195	GOM_NL__2PRFIN20080229_151543_000000362066_00254_31370_9657.N1	29-FEB-2008 15:15:43	Bright	36.000	89	5Alp Cep	2.4510	8000.0	72	31370	No
196	GOM_NL__2PRFIN20080229_152049_000000352066_00254_31370_9658.N1	29-FEB-2008 15:20:49	Bright	35.000	19	50Alp Cyg	1.2460	10500.	70	31370	No
197	GOM_NL__2PRFIN20080229_152223_000000352066_00254_31370_9659.N1	29-FEB-2008 15:22:23	Bright	34.500	66	37Gam Cyg	2.2080	5900.0	69	31370	No
198	GOM_NL__2PRFIN20080229_152355_000000332066_00254_31370_9660.N1	29-FEB-2008 15:23:55	Bright	33.000	92	53Eps Cyg	2.5000	4500.0	66	31370	No
199	GOM_NL__2PRFIN20080229_153057_000000392066_00254_31370_9661.N1	29-FEB-2008 15:30:57	Bright	38.500	168	17Zet Aql	2.9860	11000.	77	31370	No
200	GOM_NL__2PRFIN20080229_154045_000000412066_00254_31370_9662.N1	29-FEB-2008 15:40:45	Dark	40.500	155	41Pi Sgr	2.9000	6600.0	81	31370	No
201	GOM_NL__2PRFIN20080229_154234_000000412066_00254_31370_9663.N1	29-FEB-2008 15:42:34	Dark	41.000	57	34Sig Sgr	2.0660	26000.	82	31370	No
202	GOM_NL__2PRFIN20080229_154540_000000462066_00254_31370_9664.N1	29-FEB-2008 15:45:40	Dark	45.500	38	20Eps Sgr	1.8360	11000.	91	31370	No
203	GOM_NL__2PRFIN20080229_154929_000000542066_00254_31370_9665.N1	29-FEB-2008 15:49:29	Dark	54.000	40	The Sco	1.8590	7100.0	108	31370	No
204	GOM_NL__2PRFIN20080229_155215_000000402066_00255_31371_9646.N1	29-FEB-2008 15:52:15	Dark	39.500	141	Bet Ara	2.8400	4600.0	79	31371	No
205	GOM_NL__2PRFIN20080229_155614_000000392066_00255_31371_9647.N1	29-FEB-2008 15:56:14	Dark	39.000	134	Bet TrA	2.8100	6600.0	78	31371	No
206	GOM_NL__2PRFIN20080229_155731_000000372066_00255_31371_9648.N1	29-FEB-2008 15:57:31	Dark	37.000	145	Gam TrA	2.8720	10600.	74	31371	No
207	GOM_NL__2PRFIN20080229_155849_000000442066_00255_31371_9649.N1	29-FEB-2008 15:58:49	Dark	43.500	4	Alp1Cen	-0.010000	5800.0	87	31371	No
208	GOM_NL__2PRFIN20080229_160008_000000412066_00255_31371_9650.N1	29-FEB-2008 16:00:08	Dark	41.000	10	Bet Cen	0.61000	28000.	82	31371	No
209	GOM_NL__2PRFIN20080229_160243_000000472066_00255_31371_9651.N1	29-FEB-2008 16:02:43	Dark	46.500	12	Alp1Cru	0.77500	30000.	93	31371	No
210	GOM_NL__2PRFIN20080229_160432_000000372066_00255_31371_9652.N1	29-FEB-2008 16:04:32	Dark	37.000	124	The Car	2.7640	30000.	74	31371	No
211	GOM_NL__2PRFIN20080229_160552_000000422066_00255_31371_9653.N1	29-FEB-2008 16:05:52	Dark	42.000	99	Del Cen	2.5750	26000.	84	31371	No
212	GOM_NL__2PRFIN20080229_160815_000000432066_00255_31371_9654.N1	29-FEB-2008 16:08:15	Straylight	43.000	113	Mu Vel	2.6920	5000.0	86	31371	No
213	GOM_NL__2PRFIN20080229_161119_000000422066_00255_31371_9655.N1	29-FEB-2008 16:11:19	Straylight	42.000	65	Lam Vel	2.2040	4400.0	84	31371	No
214	GOM_NL__2PRFIN20080229_162050_000000462066_00255_31371_9656.N1	29-FEB-2008 16:20:50	Tw_i_and_stray	46.000	48	30Alp Hya	1.9770	4100.0	92	31371	No
215	GOM_NL__2PRFIN20080229_163020_000000392066_00255_31371_9657.N1	29-FEB-2008 16:30:20	Bright	38.500	166	17Eps Leo	2.9800	6000.0	77	31371	No
216	GOM_NL__2PRFIN20080229_164849_000000522066_00255_31371_9658.N1	29-FEB-2008 16:48:49	Bright	52.000	49	1Alp UMi	1.9900	6300.0	104	31371	No
217	GOM_NL__2PRFIN20080229_165619_000000362066_00255_31371_9659.N1	29-FEB-2008 16:56:19	Bright	36.000	89	5Alp Cep	2.4510	8000.0	72	31371	No
218	GOM_NL__2PRFIN20080229_170125_000000342066_00255_31371_9660.N1	29-FEB-2008 17:01:25	Bright	34.000	19	50Alp Cyg	1.2460	10500.	68	31371	No
219	GOM_NL__2PRFIN20080229_170259_000000342066_00255_31371_9661.N1	29-FEB-2008 17:02:59	Bright	33.500	66	37Gam Cyg	2.2080	5900.0	67	31371	No

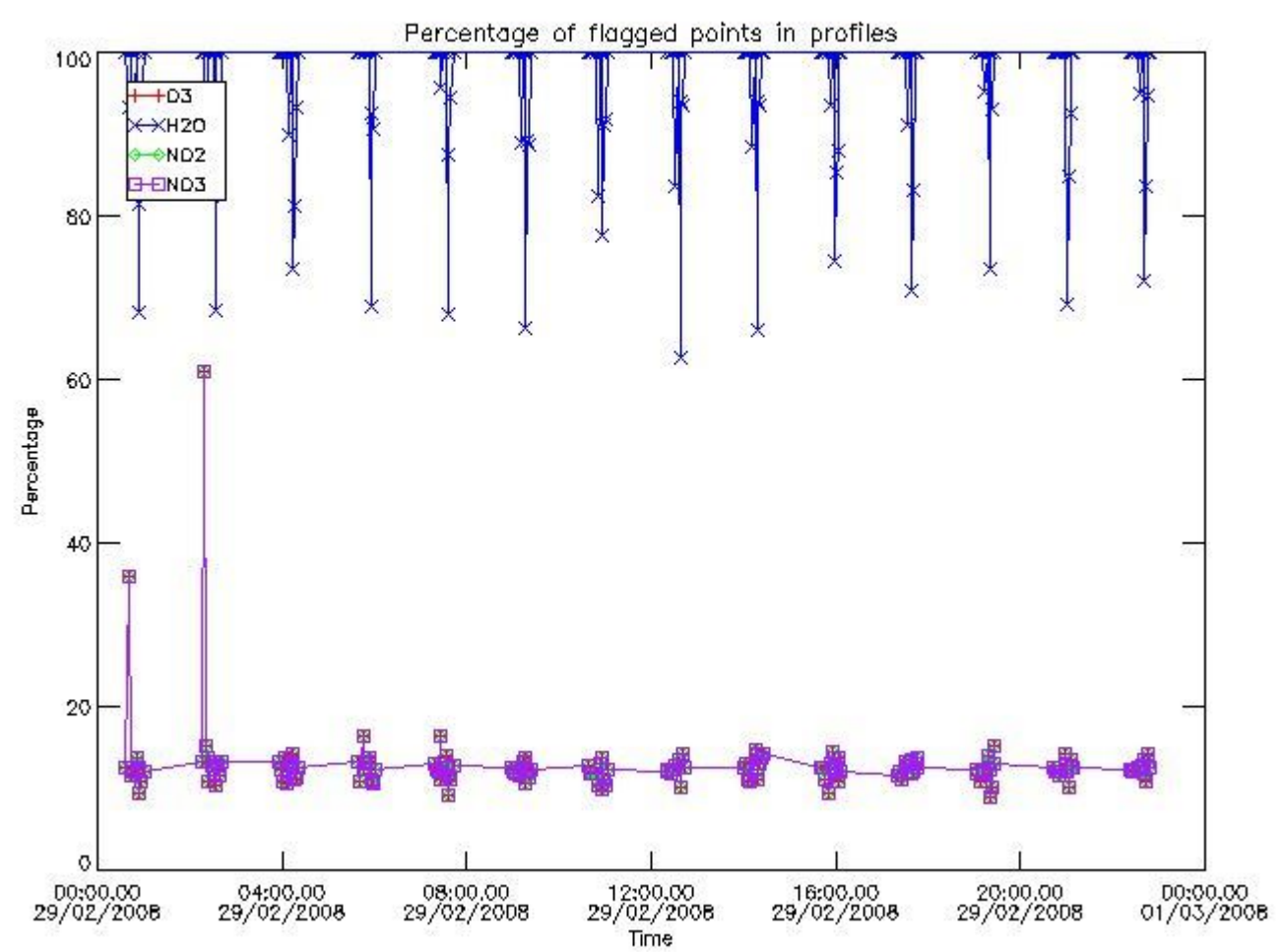
220	GOM_NL__2PRFIN20080229_170432_000000362066_00255_31371_9662.N1	29-FEB-2008 17:04:32	Bright	35.500	92	53Eps Cyg	2.5000	4500.0	71	31371	No
221	GOM_NL__2PRFIN20080229_171134_000000392066_00255_31371_9663.N1	29-FEB-2008 17:11:34	Bright	39.000	168	17Zet Aql	2.9860	11000.	78	31371	No
222	GOM_NL__2PRFIN20080229_172121_000000452066_00255_31371_9664.N1	29-FEB-2008 17:21:21	Dark	44.500	155	41Pi Sgr	2.9000	6600.0	89	31371	No
223	GOM_NL__2PRFIN20080229_172310_000000432066_00255_31371_9665.N1	29-FEB-2008 17:23:10	Dark	42.500	57	34Sig Sgr	2.0660	26000.	85	31371	No
224	GOM_NL__2PRFIN20080229_172617_000000462066_00255_31371_9666.N1	29-FEB-2008 17:26:17	Dark	46.000	38	20Eps Sgr	1.8360	11000.	92	31371	No
225	GOM_NL__2PRFIN20080229_173006_000000432066_00255_31371_9667.N1	29-FEB-2008 17:30:06	Dark	42.500	40	The Sco	1.8590	7100.0	85	31371	No
226	GOM_NL__2PRFIN20080229_173252_000000402066_00256_31372_9651.N1	29-FEB-2008 17:32:52	Dark	40.000	141	Bet Ara	2.8400	4600.0	80	31372	No
227	GOM_NL__2PRFIN20080229_173650_000000392066_00256_31372_9652.N1	29-FEB-2008 17:36:50	Dark	38.500	134	Bet TrA	2.8100	6600.0	77	31372	No
228	GOM_NL__2PRFIN20080229_173808_000000382066_00256_31372_9653.N1	29-FEB-2008 17:38:08	Dark	37.500	145	Gam TrA	2.8720	10600.	75	31372	No
229	GOM_NL__2PRFIN20080229_173925_000000442066_00256_31372_9654.N1	29-FEB-2008 17:39:25	Dark	43.500	4	Alp1Cen	-0.010000	5800.0	87	31372	No
230	GOM_NL__2PRFIN20080229_174044_000000422066_00256_31372_9655.N1	29-FEB-2008 17:40:44	Dark	42.000	10	Bet Cen	0.61000	28000.	84	31372	No
231	GOM_NL__2PRFIN20080229_174319_000000402066_00256_31372_9656.N1	29-FEB-2008 17:43:19	Dark	39.500	12	Alp1Cru	0.77500	30000.	79	31372	No
232	GOM_NL__2PRFIN20080229_174508_000000372066_00256_31372_9657.N1	29-FEB-2008 17:45:08	Dark	37.000	124	The Car	2.7640	30000.	74	31372	No
233	GOM_NL__2PRFIN20080229_174628_000000412066_00256_31372_9658.N1	29-FEB-2008 17:46:28	Dark	41.000	99	Del Cen	2.5750	26000.	82	31372	No
234	GOM_NL__2PRFIN20080229_174851_000000392066_00256_31372_9659.N1	29-FEB-2008 17:48:51	Straylight	38.500	113	Mu Vel	2.6920	5000.0	77	31372	No
235	GOM_NL__2PRFIN20080229_175156_000000412066_00256_31372_9660.N1	29-FEB-2008 17:51:56	Straylight	41.000	65	Lam Vel	2.2040	4400.0	82	31372	No
236	GOM_NL__2PRFIN20080229_180126_000000472066_00256_31372_9661.N1	29-FEB-2008 18:01:26	Twilight_and_stray	46.500	48	30Alp Hya	1.9770	4100.0	93	31372	No
237	GOM_NL__2PRFIN20080229_181056_000000382066_00256_31372_9662.N1	29-FEB-2008 18:10:56	Bright	38.000	166	17Eps Leo	2.9800	6000.0	76	31372	No
238	GOM_NL__2PRFIN20080229_182925_000000382066_00256_31372_9663.N1	29-FEB-2008 18:29:25	Bright	37.500	49	1Alp UMi	1.9900	6300.0	75	31372	No
239	GOM_NL__2PRFIN20080229_183655_000000352066_00256_31372_9664.N1	29-FEB-2008 18:36:55	Bright	34.500	89	5Alp Cep	2.4510	8000.0	69	31372	No
240	GOM_NL__2PRFIN20080229_184201_000000362066_00256_31372_9665.N1	29-FEB-2008 18:42:01	Bright	35.500	19	50Alp Cyg	1.2460	10500.	71	31372	No
241	GOM_NL__2PRFIN20080229_184335_000000342066_00256_31372_9666.N1	29-FEB-2008 18:43:35	Bright	34.000	66	37Gam Cyg	2.2080	5900.0	68	31372	No
242	GOM_NL__2PRFIN20080229_184508_000000332066_00256_31372_9667.N1	29-FEB-2008 18:45:08	Bright	33.000	92	53Eps Cyg	2.5000	4500.0	66	31372	No
243	GOM_NL__2PRFIN20080229_185210_000000582066_00256_31372_9668.N1	29-FEB-2008 18:52:10	Bright	58.000	168	17Zet Aql	2.9860	11000.	116	31372	No
244	GOM_NL__2PRFIN20080229_190158_000000422066_00256_31372_9669.N1	29-FEB-2008 19:01:58	Dark	41.500	155	41Pi Sgr	2.9000	6600.0	83	31372	No
245	GOM_NL__2PRFIN20080229_190347_000000442066_00256_31372_9670.N1	29-FEB-2008 19:03:47	Dark	43.500	57	34Sig Sgr	2.0660	26000.	87	31372	No
246	GOM_NL__2PRFIN20080229_190653_000000472066_00256_31372_9671.N1	29-FEB-2008 19:06:53	Dark	47.000	38	20Eps Sgr	1.8360	11000.	94	31372	No
247	GOM_NL__2PRFIN20080229_191043_000000442066_00256_31372_9672.N1	29-FEB-2008 19:10:43	Dark	43.500	40	The Sco	1.8590	7100.0	87	31372	No
248	GOM_NL__2PRFIN20080229_191328_000000422066_00257_31373_9641.N1	29-FEB-2008 19:13:28	Dark	42.000	141	Bet Ara	2.8400	4600.0	84	31373	No
249	GOM_NL__2PRFIN20080229_191727_000000392066_00257_31373_9642.N1	29-FEB-2008 19:17:27	Dark	38.500	134	Bet TrA	2.8100	6600.0	77	31373	No
250	GOM_NL__2PRFIN20080229_191844_000000372066_00257_31373_9643.N1	29-FEB-2008 19:18:44	Dark	36.500	145	Gam TrA	2.8720	10600.	73	31373	No
251	GOM_NL__2PRFIN20080229_192002_000000572066_00257_31373_9644.N1	29-FEB-2008 19:20:02	Dark	57.000	4	Alp1Cen	-0.010000	5800.0	114	31373	No
252	GOM_NL__2PRFIN20080229_192121_000000422066_00257_31373_9645.N1	29-FEB-2008 19:21:21	Dark	41.500	10	Bet Cen	0.61000	28000.	83	31373	No
253	GOM_NL__2PRFIN20080229_192356_000000502066_00257_31373_9646.N1	29-FEB-2008 19:23:56	Dark	50.000	12	Alp1Cru	0.77500	30000.	100	31373	No
254	GOM_NL__2PRFIN20080229_192545_000000372066_00257_31373_9647.N1	29-FEB-2008 19:25:45	Dark	37.000	124	The Car	2.7640	30000.	74	31373	No
255	GOM_NL__2PRFIN20080229_192704_000000402066_00257_31373_9648.N1	29-FEB-2008 19:27:04	Dark	39.500	99	Del Cen	2.5750	26000.	79	31373	No
256	GOM_NL__2PRFIN20080229_192927_000000432066_00257_31373_9649.N1	29-FEB-2008 19:29:27	Straylight	43.000	113	Mu Vel	2.6920	5000.0	86	31373	No
257	GOM_NL__2PRFIN20080229_193232_000000442066_00257_31373_9650.N1	29-FEB-2008 19:32:32	Straylight	43.500	65	Lam Vel	2.2040	4400.0	87	31373	No
258	GOM_NL__2PRFIN20080229_194202_000000452066_00257_31373_9651.N1	29-FEB-2008 19:42:02	Twilight_and_stray	44.500	48	30Alp Hya	1.9770	4100.0	89	31373	No
259	GOM_NL__2PRFIN20080229_195132_000000382066_00257_31373_9652.N1	29-FEB-2008 19:51:32	Bright	38.000	166	17Eps Leo	2.9800	6000.0	76	31373	No
260	GOM_NL__2PRFIN20080229_201002_000000362066_00257_31373_9653.N1	29-FEB-2008 20:10:02	Bright	35.500	49	1Alp UMi	1.9900	6300.0	71	31373	No
261	GOM_NL__2PRFIN20080229_201731_000000332066_00257_31373_9654.N1	29-FEB-2008 20:17:31	Bright	32.500	89	5Alp Cep	2.4510	8000.0	65	31373	No
262	GOM_NL__2PRFIN20080229_202237_000000332066_00257_31373_9655.N1	29-FEB-2008 20:22:37	Bright	33.000	19	50Alp Cyg	1.2460	10500.	66	31373	No
263	GOM_NL__2PRFIN20080229_202411_000000342066_00257_31373_9656.N1	29-FEB-2008 20:24:11	Bright	33.500	66	37Gam Cyg	2.2080	5900.0	67	31373	No
264	GOM_NL__2PRFIN20080229_202544_000000512066_00257_31373_9657.N1	29-FEB-2008 20:25:44	Bright	51.000	92	53Eps Cyg	2.5000	4500.0	102	31373	No
265	GOM_NL__2PRFIN20080229_203246_000000382066_00257_31373_9658.N1	29-FEB-2008 20:32:46	Bright	38.000	168	17Zet Aql	2.9860	11000.	76	31373	No
266	GOM_NL__2PRFIN20080229_204234_000000412066_00257_31373_9659.N1	29-FEB-2008 20:42:34	Dark	41.000	155	41Pi Sgr	2.9000	6600.0	82	31373	No
267	GOM_NL__2PRFIN20080229_204423_000000422066_00257_31373_9660.N1	29-FEB-2008 20:44:23	Dark	42.000	57	34Sig Sgr	2.0660	26000.	84	31373	No
268	GOM_NL__2PRFIN20080229_204730_000000432066_00257_31373_9661.N1	29-FEB-2008 20:47:30	Dark	42.500	38	20Eps Sgr	1.8360	11000.	85	31373	No
269	GOM_NL__2PRFIN20080229_205119_000000452066_00257_31373_9662.N1	29-FEB-2008 20:51:19	Dark	44.500	40	The Sco	1.8590	7100.0	89	31373	No
270	GOM_NL__2PRFIN20080229_205405_000000422066_00258_31374_9652.N1	29-FEB-2008 20:54:05	Dark	42.000	141	Bet Ara	2.8400	4600.0	84	31374	No
271	GOM_NL__2PRFIN20080229_205803_000000402066_00258_31374_9653.N1	29-FEB-2008 20:58:03	Dark	39.500	134	Bet TrA	2.8100	6600.0	79	31374	No
272	GOM_NL__2PRFIN20080229_205920_000000362066_00258_31374_9654.N1	29-FEB-2008 20:59:20	Dark	36.000	145	Gam TrA	2.8720	10600.	72	31374	No
273	GOM_NL__2PRFIN20080229_210038_000000432066_00258_31374_9655.N1	29-FEB-2008 21:00:38	Dark	42.500	4	Alp1Cen	-0.010000	5800.0	85	31374	No
274	GOM_NL__2PRFIN20080229_210157_000000502066_00258_31374_9656.N1	29-FEB-2008 21:01:57	Dark	50.000	10	Bet Cen	0.61000	28000.	100	31374	No
275	GOM_NL__2PRFIN20080229_210432_000000412066_00258_31374_9657.N1	29-FEB-2008 21:04:32	Dark	40.500	12	Alp1Cru	0.77500	30000.	81	31374	No
276	GOM_NL__2PRFIN20080229_210621_000000382066_00258_31374_9658.N1	29-FEB-2008 21:06:21	Dark	37.500	124	The Car	2.7640	30000.	75	31374	No
277	GOM_NL__2PRFIN20080229_210741_000000412066_00258_31374_9659.N1	29-FEB-2008 21:07:41	Dark	40.500	99	Del Cen	2.5750	26000.	81	31374	No
278	GOM_NL__2PRFIN20080229_211004_000000412066_00258_31374_9660.N1	29-FEB-2008 21:10:04	Straylight	41.000	113	Mu Vel	2.6920	5000.0	82	31374	No

279	GOM_NL__2PRFIN20080229_211308_000000422066_00258_31374_9661.N1	29-FEB-2008 21:13:08	Straylight	41.500	65	Lam Vel	2.2040	4400.0	83	31374	No
280	GOM_NL__2PRFIN20080229_212238_000000492066_00258_31374_9662.N1	29-FEB-2008 21:22:38	Twl_and_stray	49.000	48	30Alp Hya	1.9770	4100.0	98	31374	No
281	GOM_NL__2PRFIN20080229_213208_000000392066_00258_31374_9663.N1	29-FEB-2008 21:32:08	Bright	38.500	166	17Eps Leo	2.9800	6000.0	77	31374	No
282	GOM_NL__2PRFIN20080229_215037_000000372066_00258_31374_9664.N1	29-FEB-2008 21:50:37	Bright	36.500	49	1Alp UMi	1.9900	6300.0	73	31374	No
283	GOM_NL__2PRFIN20080229_215808_000000352066_00258_31374_9665.N1	29-FEB-2008 21:58:08	Bright	35.000	89	5Alp Cep	2.4510	8000.0	70	31374	No
284	GOM_NL__2PRFIN20080229_220313_000000342066_00258_31374_9666.N1	29-FEB-2008 22:03:13	Bright	33.500	19	50Alp Cyg	1.2460	10500.	67	31374	No
285	GOM_NL__2PRFIN20080229_220447_000000342066_00258_31374_9667.N1	29-FEB-2008 22:04:47	Bright	34.000	66	37Gam Cyg	2.2080	5900.0	68	31374	No
286	GOM_NL__2PRFIN20080229_220620_000000342066_00258_31374_9668.N1	29-FEB-2008 22:06:20	Bright	34.000	92	53Eps Cyg	2.5000	4500.0	68	31374	No
287	GOM_NL__2PRFIN20080229_221322_000000402066_00258_31374_9669.N1	29-FEB-2008 22:13:22	Bright	39.500	168	17Zet Aql	2.9860	11000.	79	31374	No
288	GOM_NL__2PRFIN20080229_222311_000000422066_00258_31374_9670.N1	29-FEB-2008 22:23:11	Dark	41.500	155	41Pi Sgr	2.9000	6600.0	83	31374	No
289	GOM_NL__2PRFIN20080229_222500_000000422066_00258_31374_9671.N1	29-FEB-2008 22:25:00	Dark	42.000	57	34Sig Sgr	2.0660	26000.	84	31374	No
290	GOM_NL__2PRFIN20080229_222806_000000432066_00258_31374_9672.N1	29-FEB-2008 22:28:06	Dark	42.500	38	20Eps Sgr	1.8360	11000.	85	31374	No
291	GOM_NL__2PRFIN20080229_223156_000000412066_00258_31374_9673.N1	29-FEB-2008 22:31:56	Dark	41.000	40	The Sco	1.8590	7100.0	82	31374	No
292	GOM_NL__2PRFIN20080229_223441_000000412066_00259_31375_9648.N1	29-FEB-2008 22:34:41	Dark	40.500	141	Bet Ara	2.8400	4600.0	81	31375	No
293	GOM_NL__2PRFIN20080229_223840_000000402066_00259_31375_9649.N1	29-FEB-2008 22:38:40	Dark	40.000	134	Bet TrA	2.8100	6600.0	80	31375	No
294	GOM_NL__2PRFIN20080229_223957_000000382066_00259_31375_9650.N1	29-FEB-2008 22:39:57	Dark	38.000	145	Gam TrA	2.8720	10600.	76	31375	No
295	GOM_NL__2PRFIN20080229_224115_000000442066_00259_31375_9651.N1	29-FEB-2008 22:41:15	Dark	43.500	4	Alp1Cen	-0.010000	5800.0	87	31375	No
296	GOM_NL__2PRFIN20080229_224234_000000472066_00259_31375_9652.N1	29-FEB-2008 22:42:34	Dark	46.500	10	Bet Cen	0.61000	28000.	93	31375	No
297	GOM_NL__2PRFIN20080229_224508_000000392066_00259_31375_9653.N1	29-FEB-2008 22:45:08	Dark	38.500	12	Alp1Cru	0.77500	30000.	77	31375	No
298	GOM_NL__2PRFIN20080229_224657_000000362066_00259_31375_9654.N1	29-FEB-2008 22:46:57	Dark	36.000	124	The Car	2.7640	30000.	72	31375	No
299	GOM_NL__2PRFIN20080229_224817_000000412066_00259_31375_9655.N1	29-FEB-2008 22:48:17	Dark	40.500	99	Del Cen	2.5750	26000.	81	31375	No
300	GOM_NL__2PRFIN20080229_225040_000000432066_00259_31375_9656.N1	29-FEB-2008 22:50:40	Straylight	42.500	113	Mu Vel	2.6920	5000.0	85	31375	No
301	GOM_NL__2PRFIN20080229_225344_000000442066_00259_31375_9657.N1	29-FEB-2008 22:53:44	Straylight	44.000	65	Lam Vel	2.2040	4400.0	88	31375	No
302	GOM_NL__2PRFIN20080229_230314_000000452066_00259_31375_9658.N1	29-FEB-2008 23:03:14	Twl_and_stray	45.000	48	30Alp Hya	1.9770	4100.0	90	31375	No
303	GOM_NL__2PRFIN20080229_231243_000000382066_00259_31375_9659.N1	29-FEB-2008 23:12:43	Bright	37.500	166	17Eps Leo	2.9800	6000.0	75	31375	No
304	GOM_NL__2PRFIN20080229_233113_000000352066_00259_31375_9660.N1	29-FEB-2008 23:31:13	Bright	35.000	49	1Alp UMi	1.9900	6300.0	70	31375	No
305	GOM_NL__2PRFIN20080229_233844_000000352066_00259_31375_9661.N1	29-FEB-2008 23:38:44	Bright	35.000	89	5Alp Cep	2.4510	8000.0	70	31375	No
306	GOM_NL__2PRFIN20080229_234349_000000352066_00259_31375_9662.N1	29-FEB-2008 23:43:49	Bright	35.000	19	50Alp Cyg	1.2460	10500.	70	31375	No
307	GOM_NL__2PRFIN20080229_234523_000000342066_00259_31375_9663.N1	29-FEB-2008 23:45:23	Bright	33.500	66	37Gam Cyg	2.2080	5900.0	67	31375	No
308	GOM_NL__2PRFIN20080229_234656_000000332066_00259_31375_9664.N1	29-FEB-2008 23:46:56	Bright	33.000	92	53Eps Cyg	2.5000	4500.0	66	31375	No
309	GOM_NL__2PRFIN20080229_235358_000000402066_00259_31375_9665.N1	29-FEB-2008 23:53:58	Bright	39.500	168	17Zet Aql	2.9860	11000.	79	31375	No

3. Quality information per product


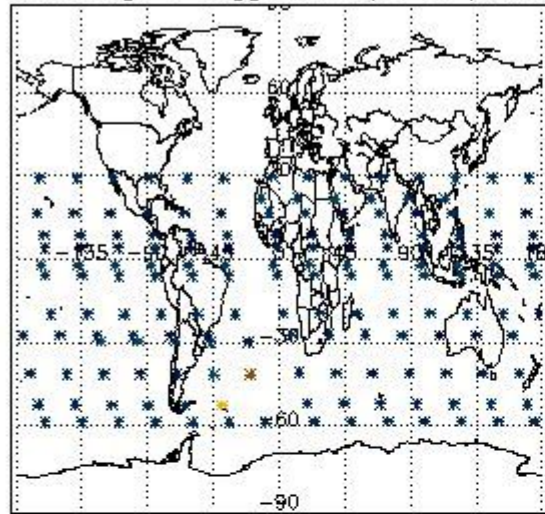
In this section it is plotted some information contained in the Quality Summary data set of the level 2 products. Only products in dark limb conditions and without errors (error flag in the MPH set to "0") are used.

3.1 Plot quality information per product (time dependant)

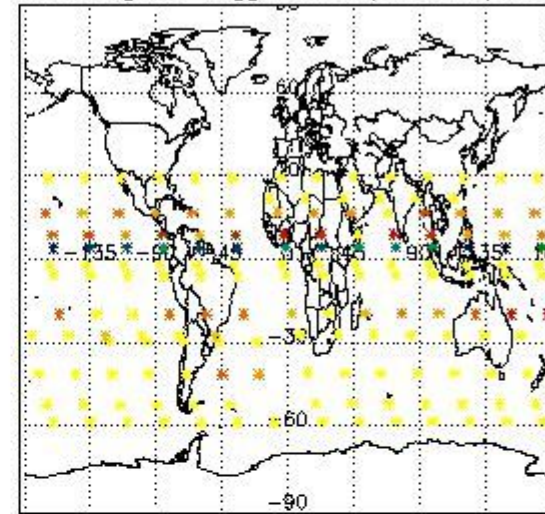


3.2 Plot quality information per product (world map)


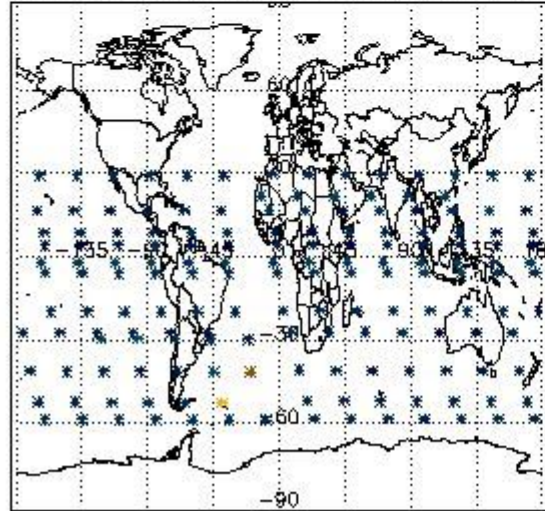
Percentage of flagged data per O3 profile



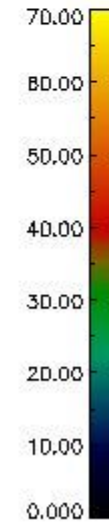
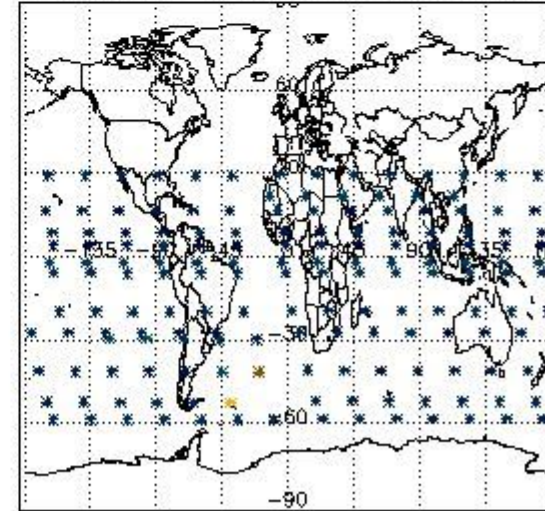
Percentage of flagged data per H2O profile



Percentage of flagged data per NO2 profile



Percentage of flagged data per NO3 profile

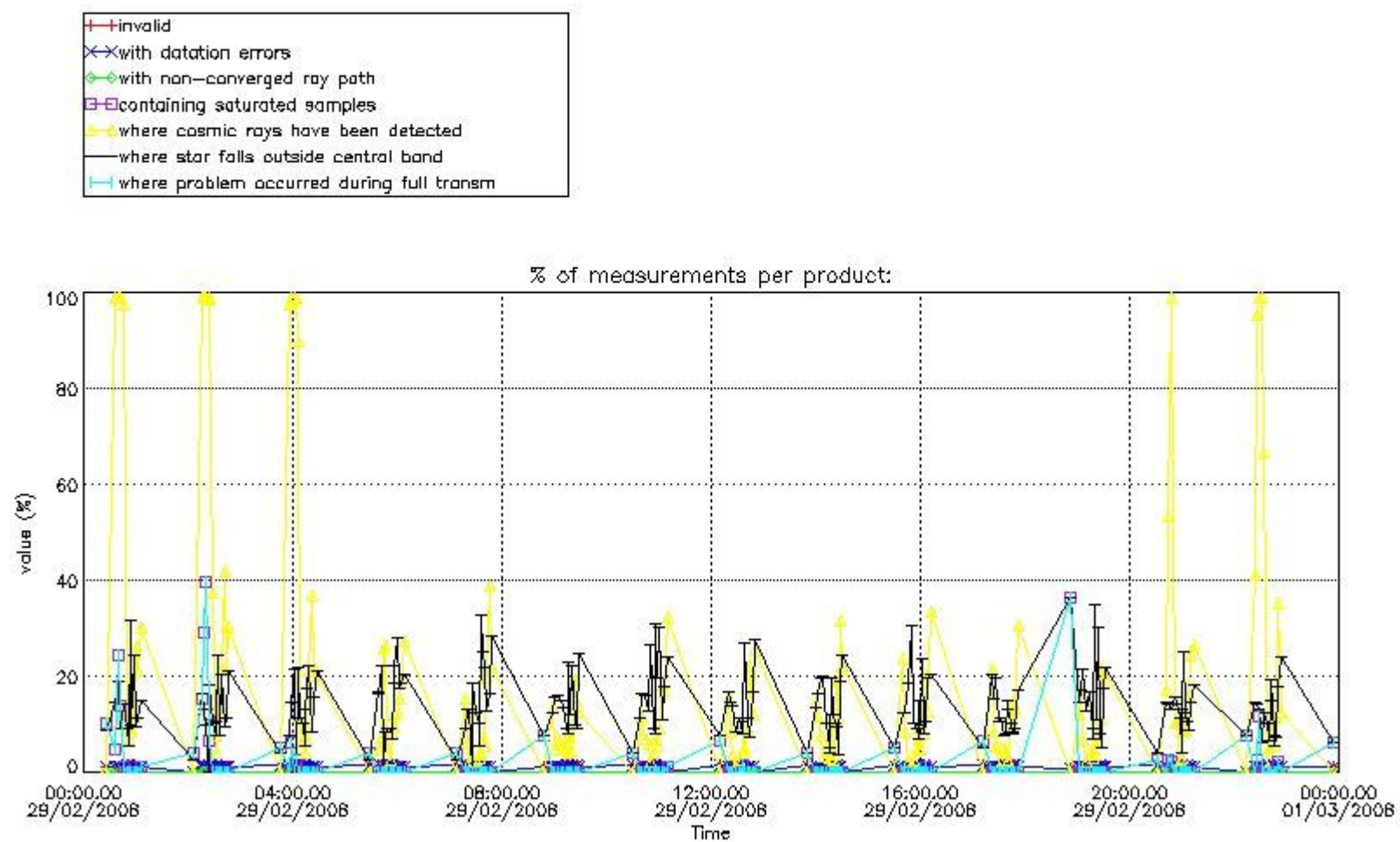


4. Level 1 quality information per product

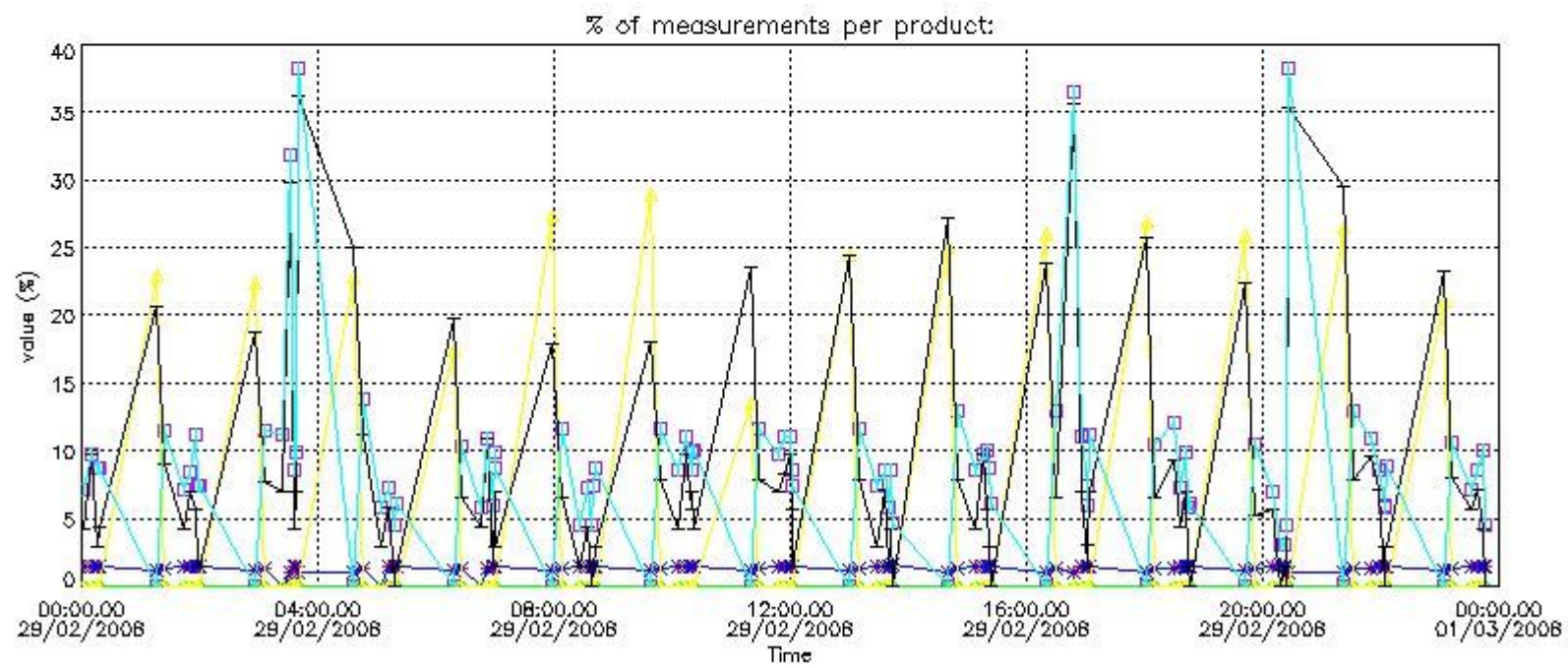
In this section it is plotted some information contained in the Quality Summary data set of the level 2 products that comes from the level 1b processing. Products without errors (error flag in the MPH set to "0") are used.

4.1 Plot quality information per product (time dependant) coming from level 1b processing

4.1.1 Plot level 1 quality information per product (time dependant): ENVISAT ASCENDING passes



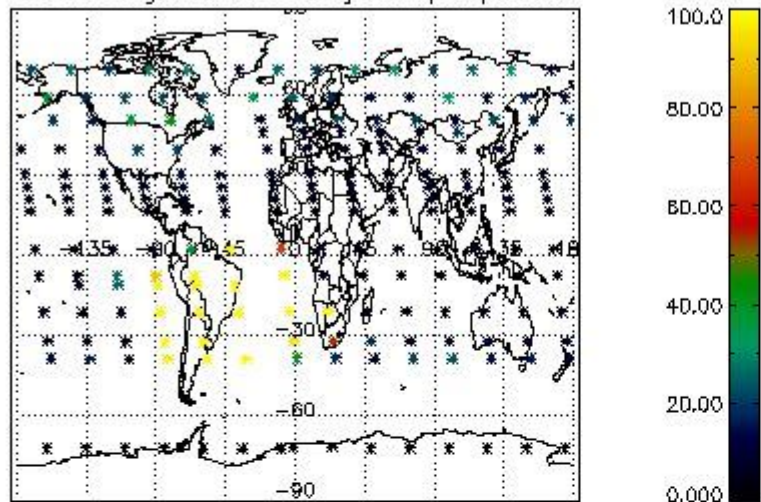
4.1.2 Plot level 1 quality information per product (time dependant): ENVI SAT DESCENDING passes



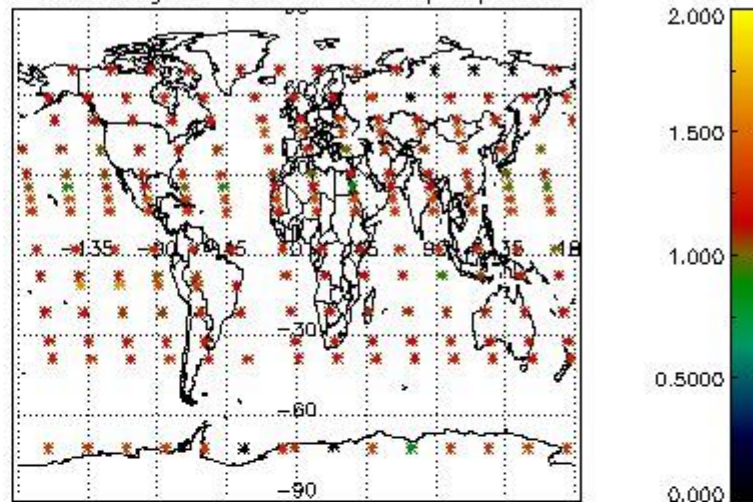
4.2 Plot quality information per product coming from level 1b processing (world map)

4.2.1 Plot level 1 quality information per product (world map): ENVISAT ASCENDING passes

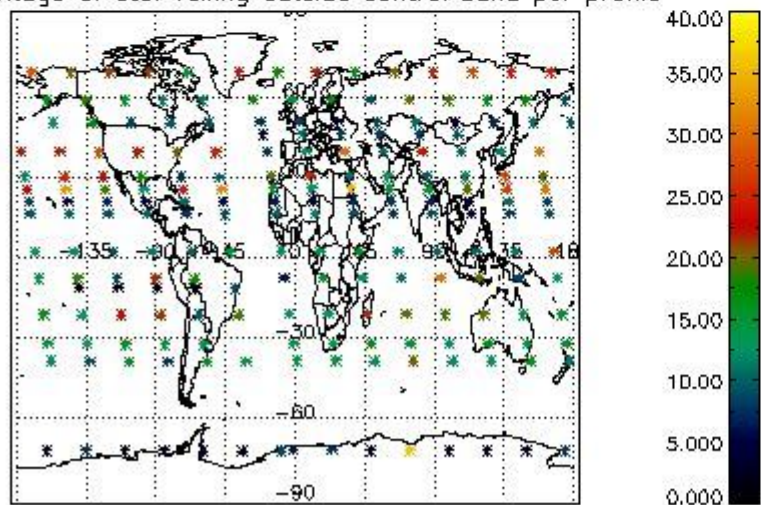
Percentage of cosmic ray hits per profile



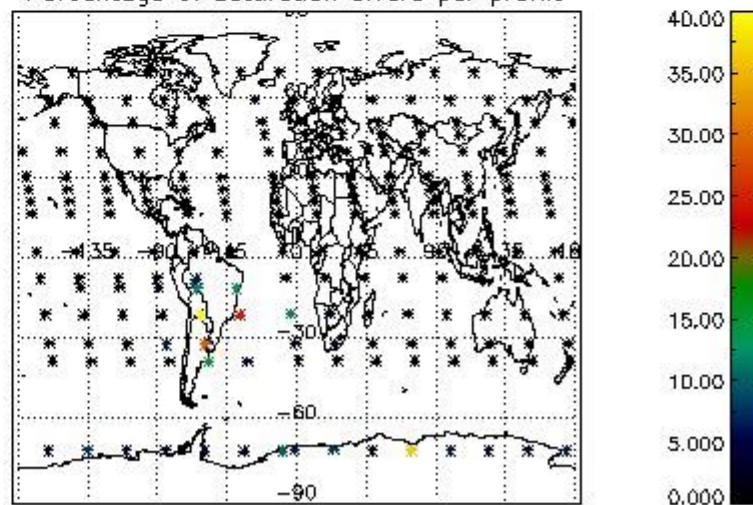
Percentage of datation errors per profile



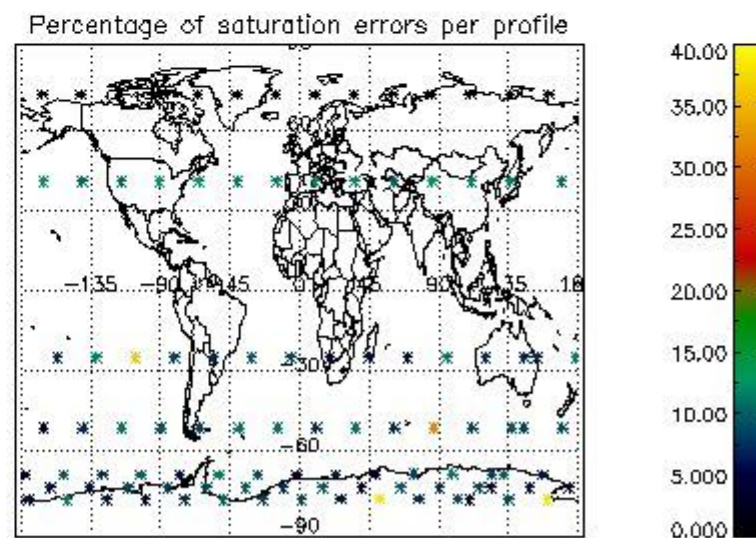
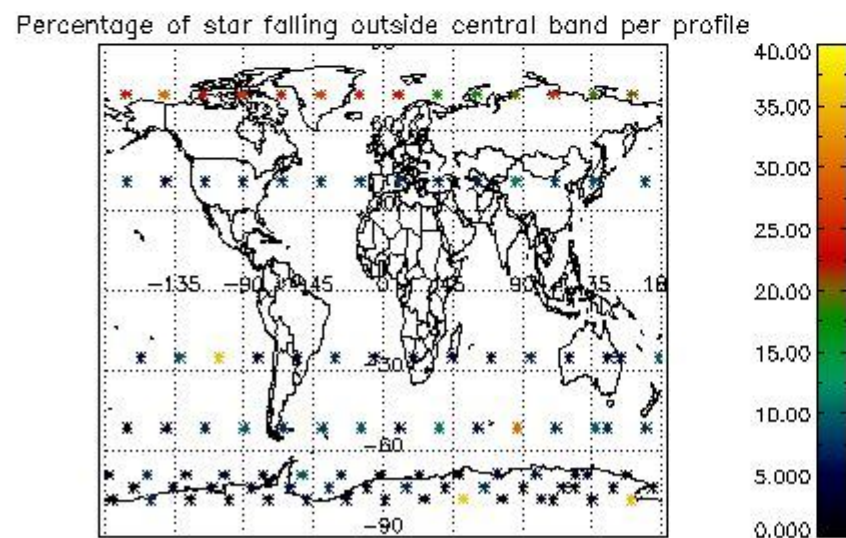
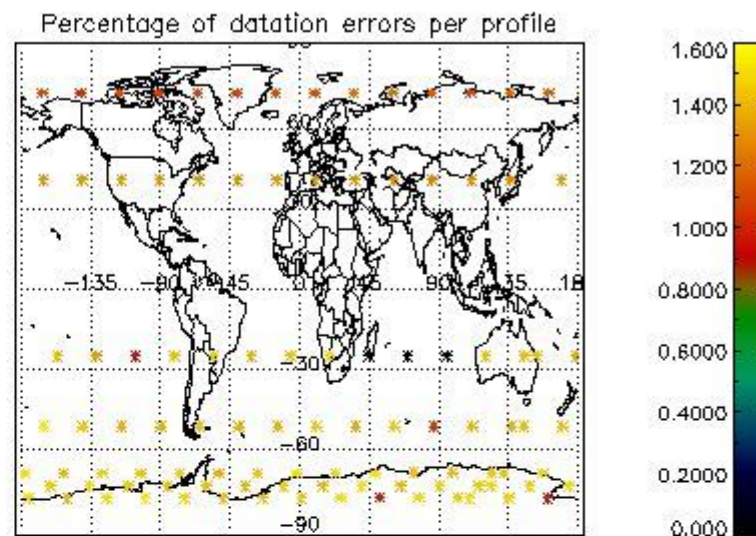
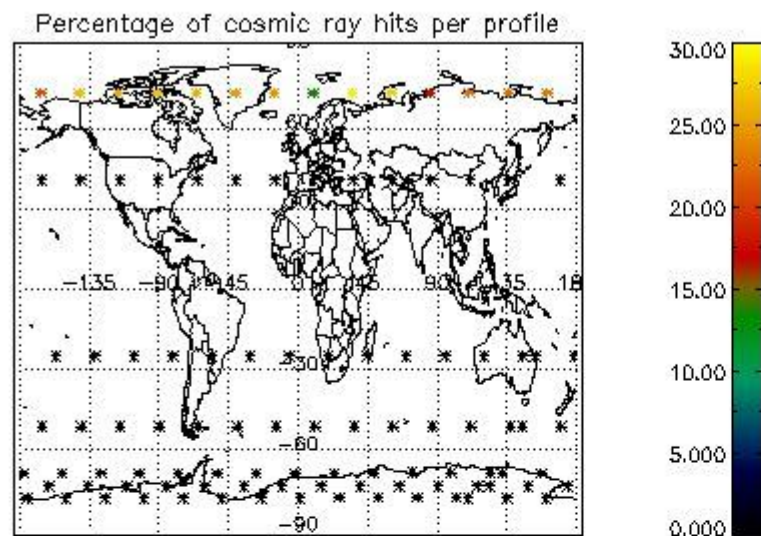
Percentage of star falling outside central band per profile



Percentage of saturation errors per profile



4.2.2 Plot level 1 quality information per product (world map): ENVISAT DESCENDING passes



5. Trace gas profiles

5.1 Ozone statistics based on quality of products

The final quality of the products can be "measured" using the STD (Standard Deviation) attached to every point profile. This information is written to the parameter GOM_NL__2P/NL_LOCAL_SPECIES_DENSITY/o3_std of the level 2 products. The table below shows the statistics for given STD ranges.

The statistics are given with respect to the overall valid production:

- Products without fatal errors: GOM_NL__2P/MPH/PRODUCT_ERR=0
- Valid point profile: GOM_NL__2P/NL_LOCAL_SPECIES_DENSITY/pcd(0)=0

The 'Criteria' is applied to valid points of dark limb products:

- Products in dark limb illumination condition: GOM_NL__2P/NL_SUMMARY_QUALITY/obs_ill_cond=0
- Products without fatal errors: GOM_NL__2P/MPH/PRODUCT_ERR=0
- Valid point profile: GOM_NL__2P/NL_LOCAL_SPECIES_DENSITY/pcd(0)=0

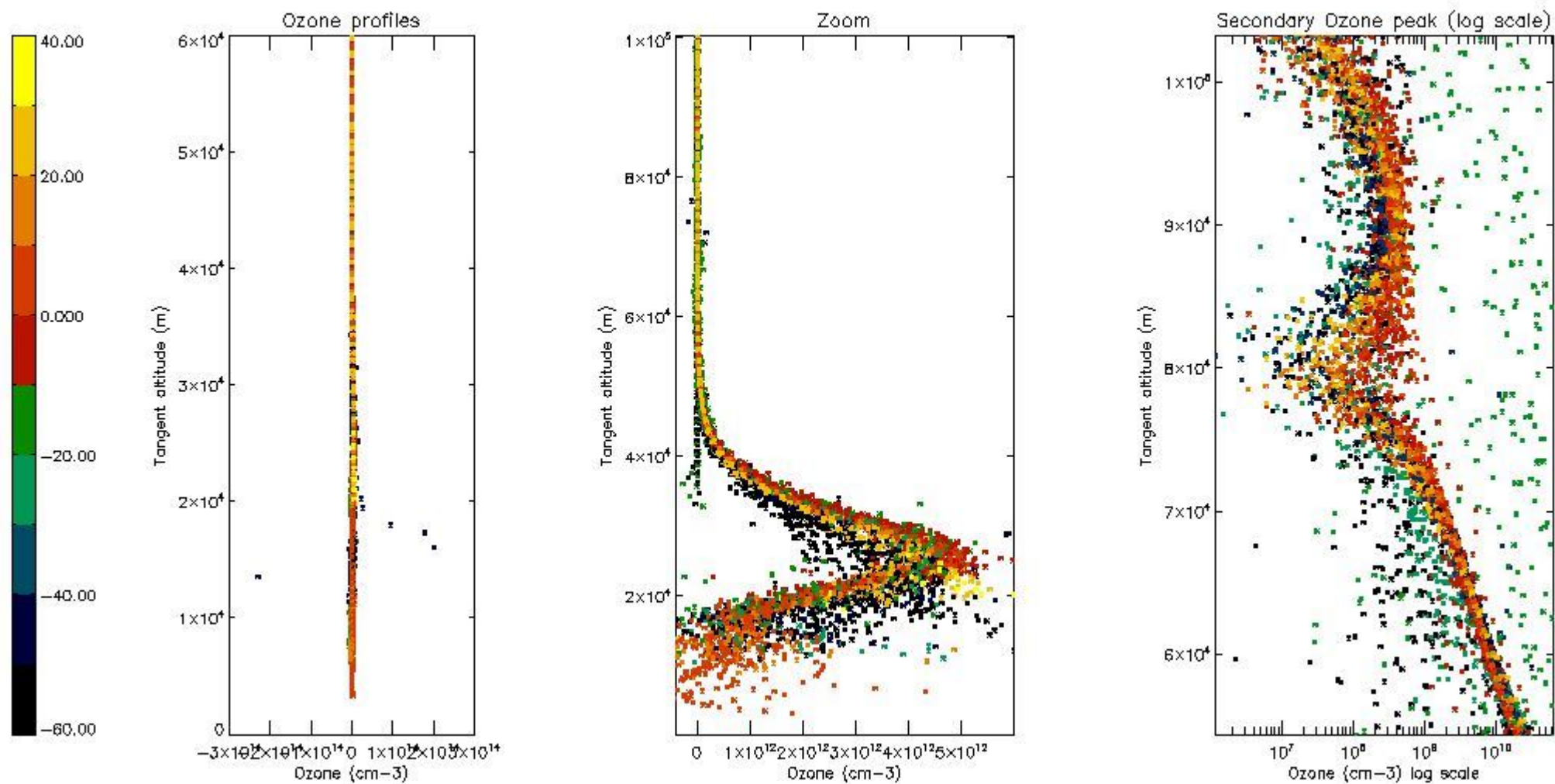
So, the table below shows the percentage of dark limb and valid observations for each criteria with respect to the overall valid daily observations.

Criteria	% of total production
All STD	56
STD < 20	30

STD < 10	23
STD < 5	15

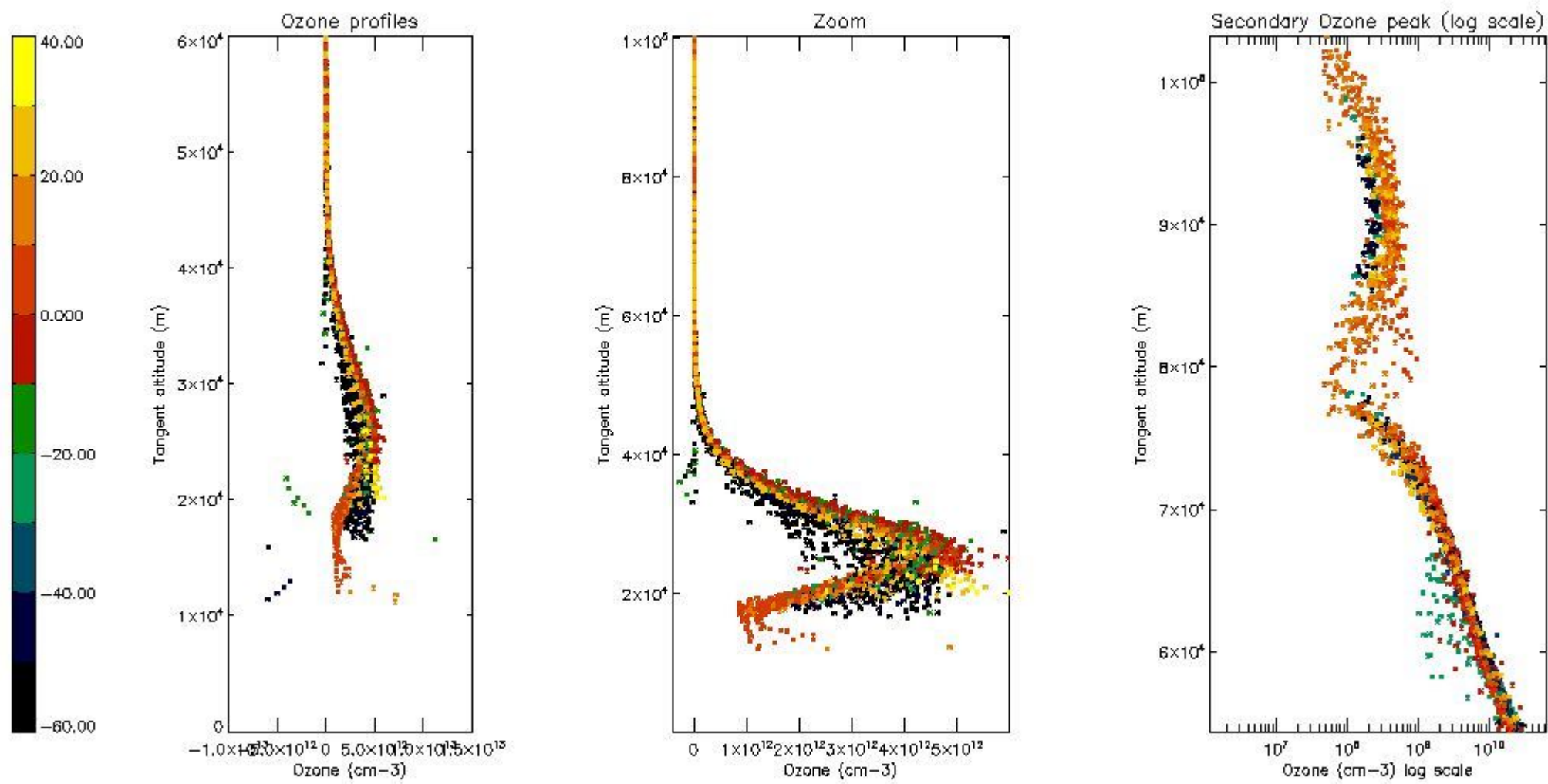
5.2 Plot ozone profiles for all STD (dark without errors)

The colorbar represents the latitude.



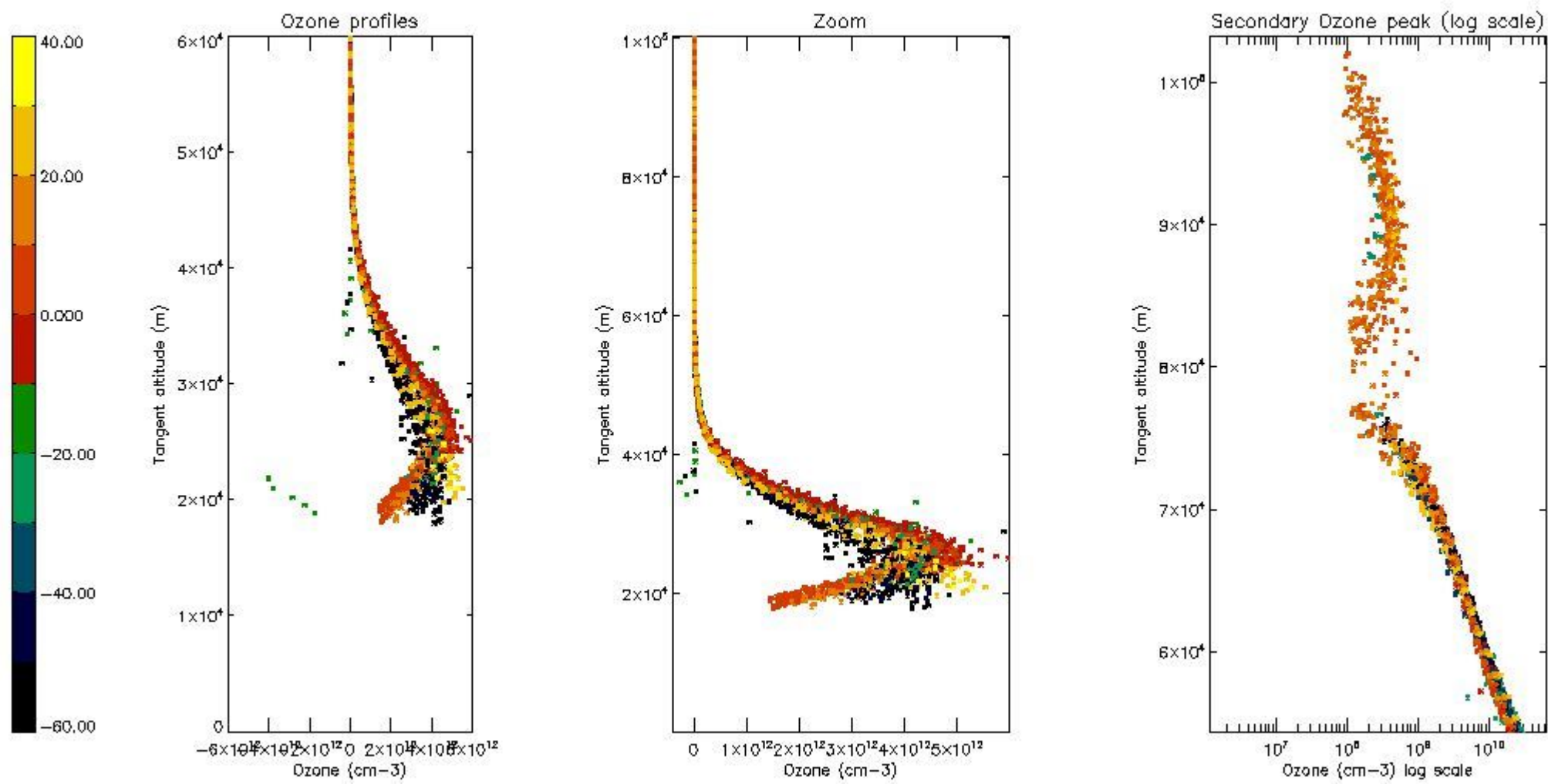
5.3 Plot ozone profiles where STD < 20% (dark without errors)

The colorbar represents the latitude.



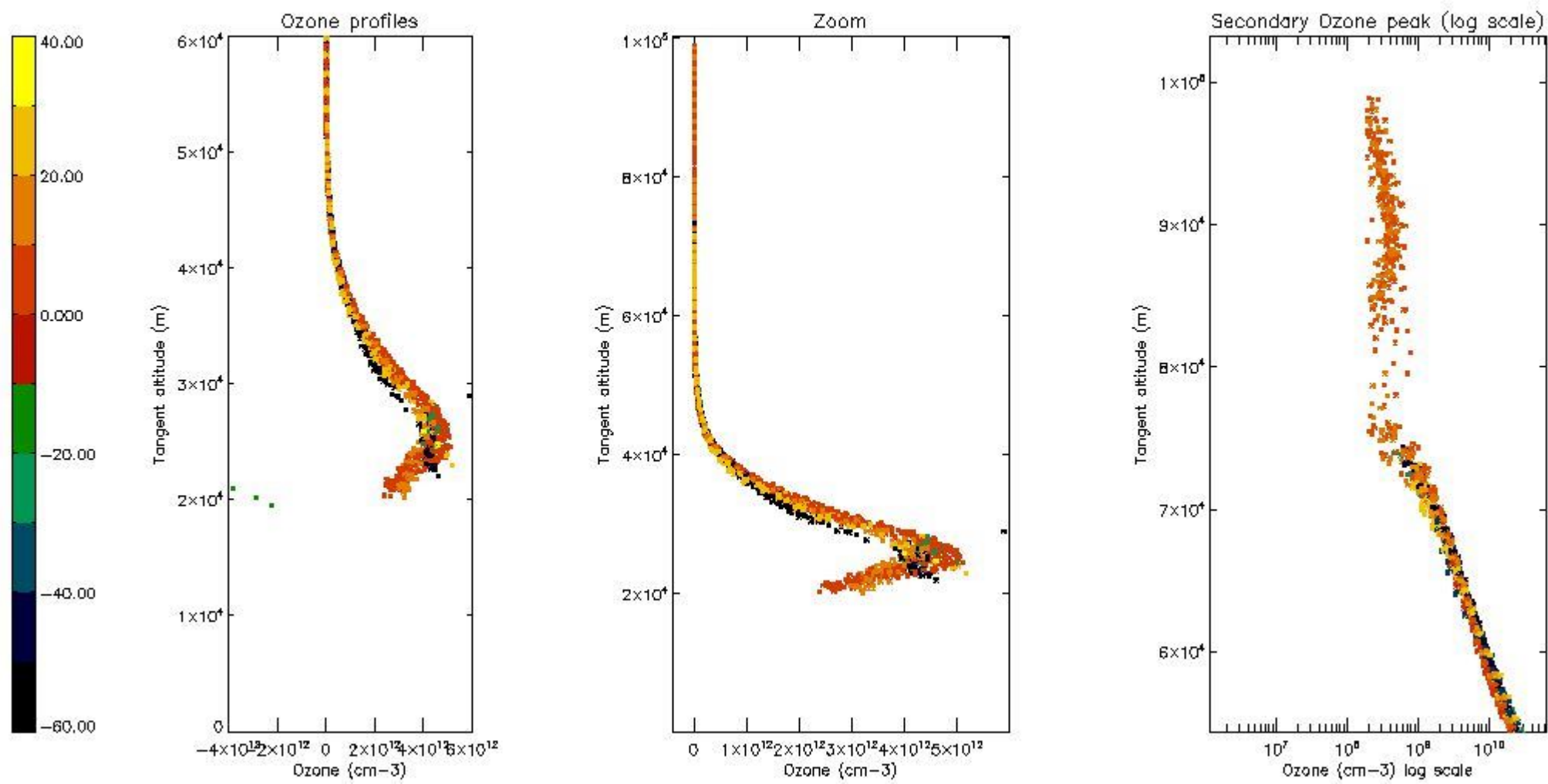
5.4 Plot ozone profiles where STD < 10% (dark without errors)

The colorbar represents the latitude.



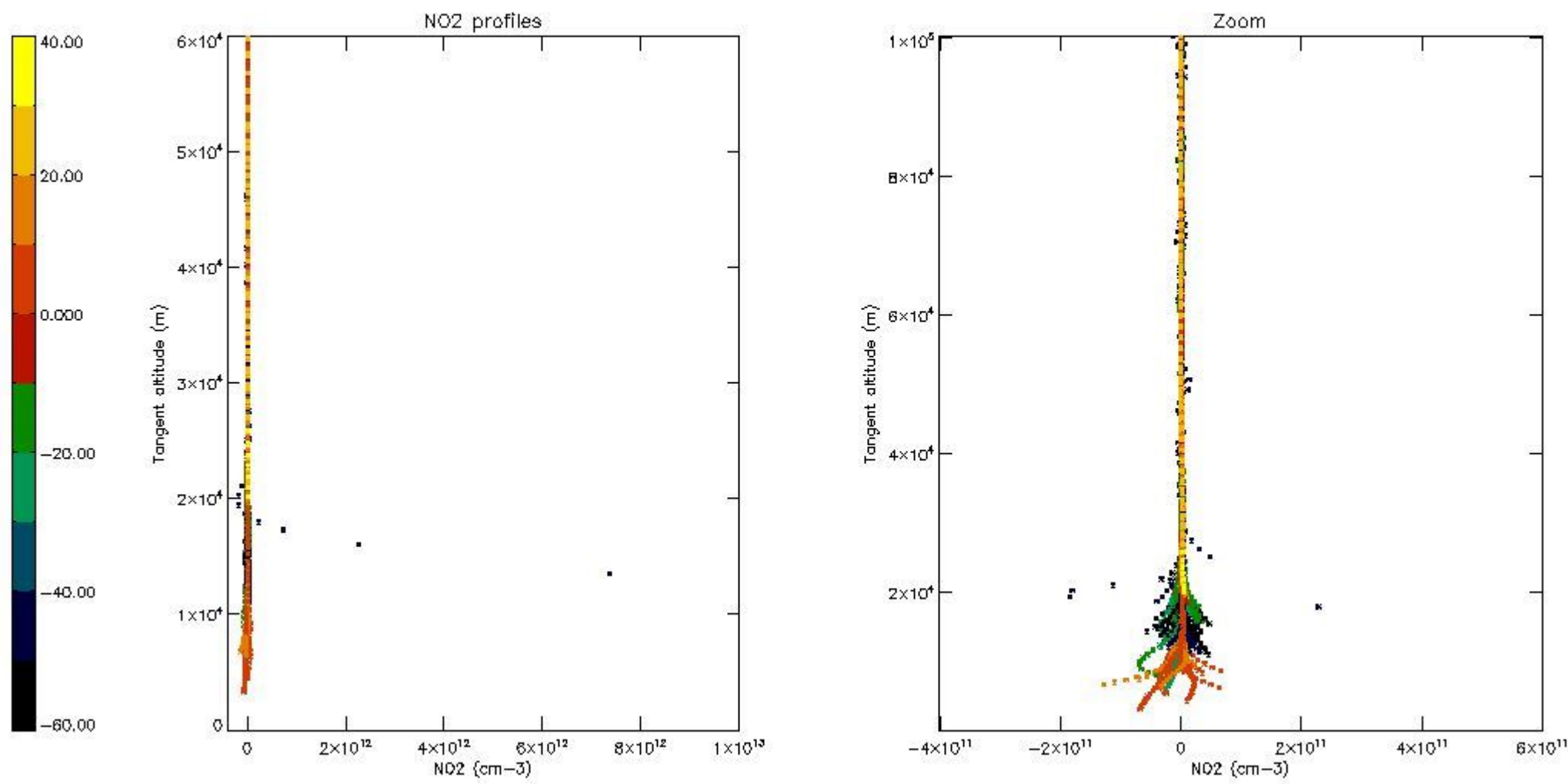
5.5 Plot ozone profiles where STD < 5% (dark without errors)

The colorbar represents the latitude.



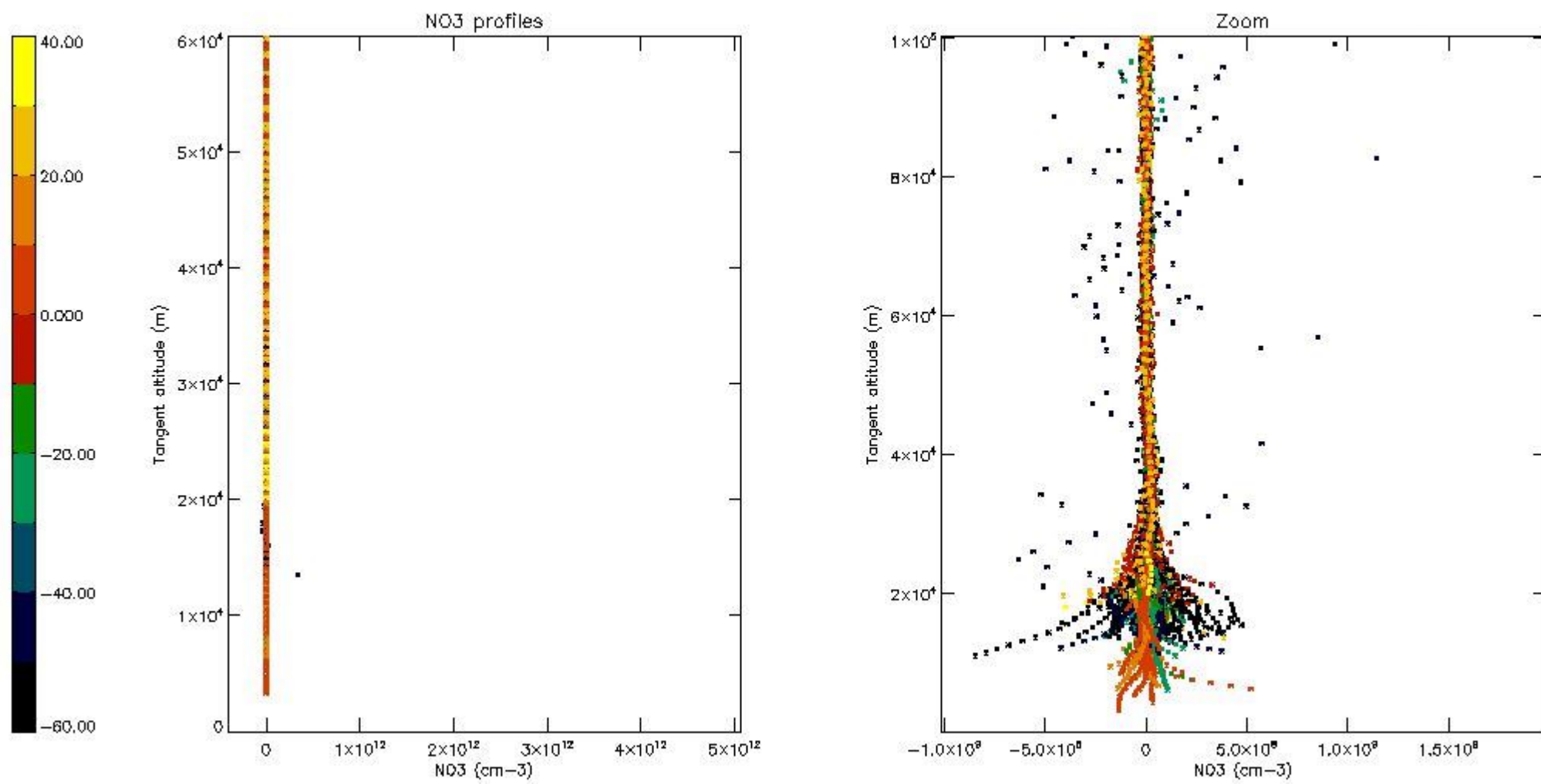
5.6 Plot NO₂ profiles for all STD (dark without errors)

The colorbar represents the latitude.



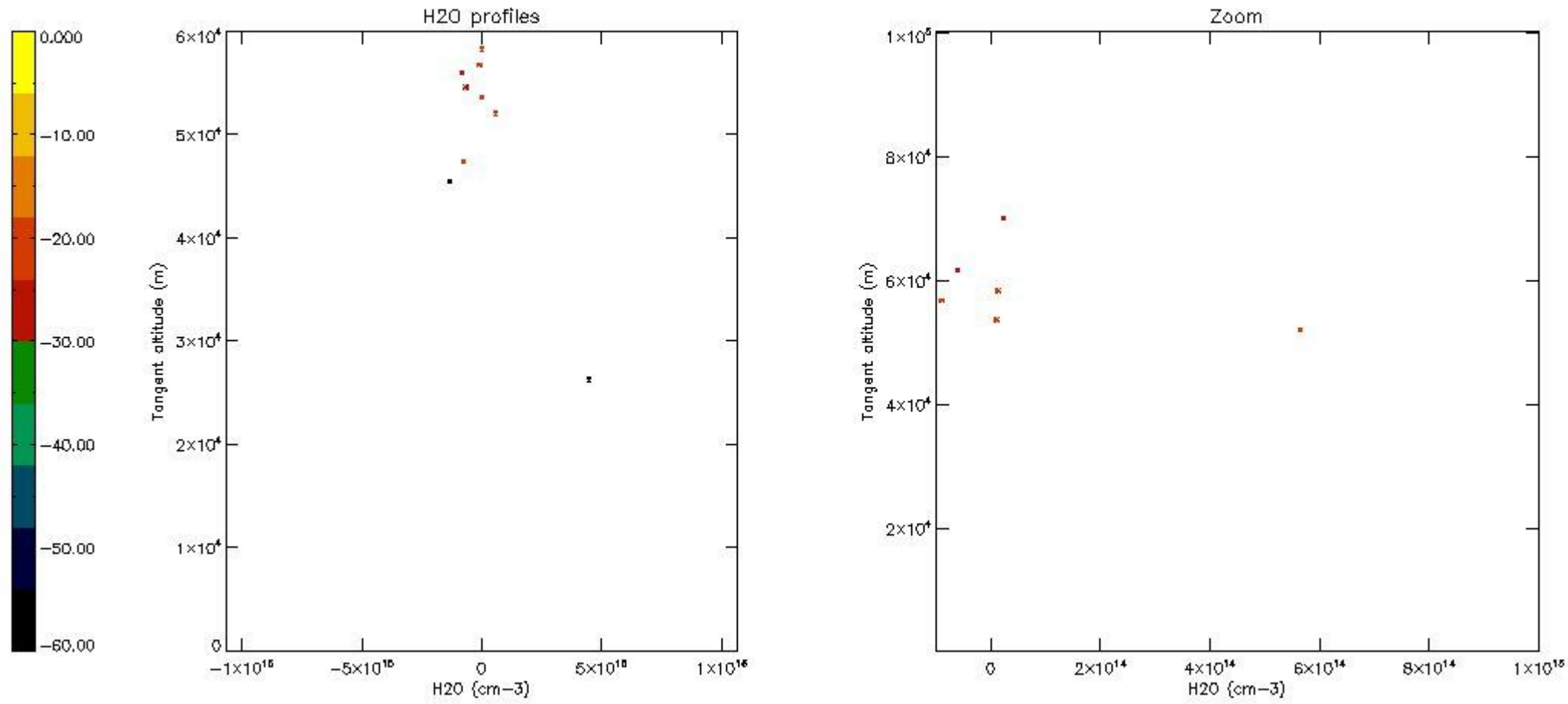
5.7 Plot NO3 profiles for all STD (dark without errors)

The colorbar represents the latitude.



5.8 Plot H2O profiles for all STD (only for occultations of stars 1,2,3,4,13,14,16,26,63 dark without errors)

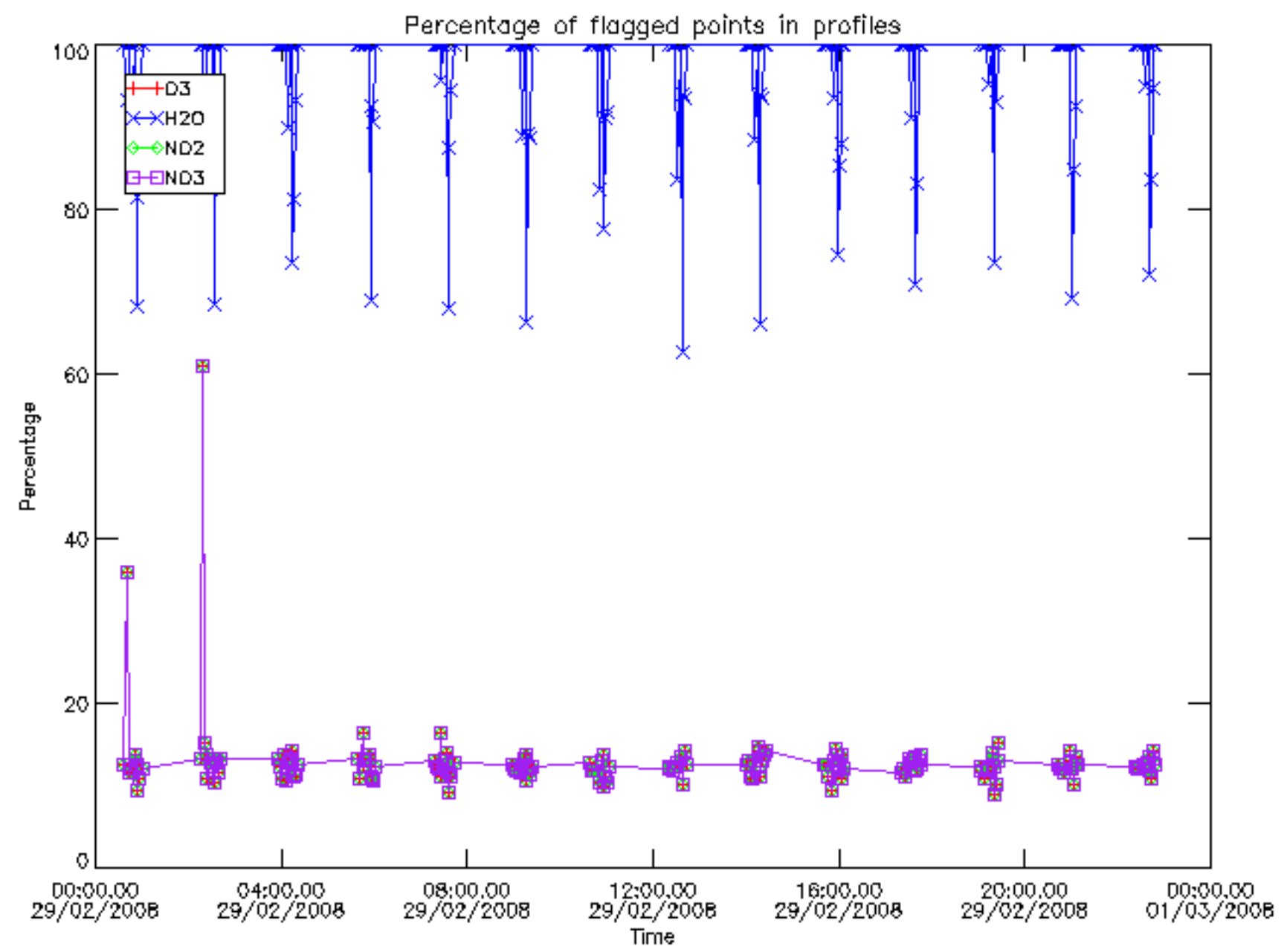
The colorbar represents the latitude.



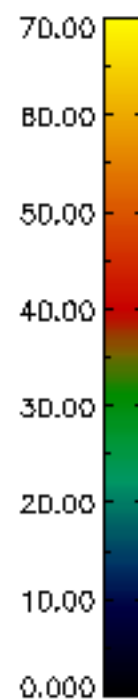
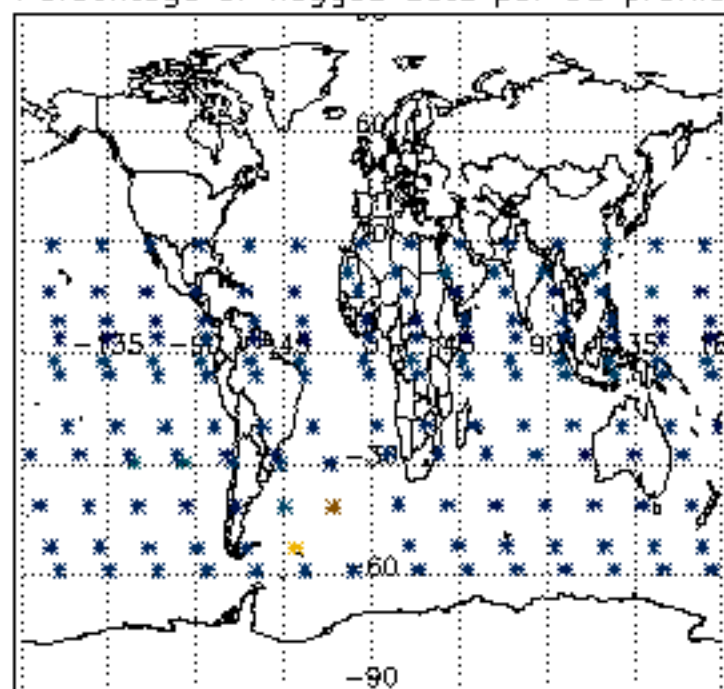
6. Auxiliary Data Files used for the production reported in section 2

The number reported in the third column indicates since which file (see list in section 2) the corresponding auxiliary file has been used. The fourth column is the date of those product files.

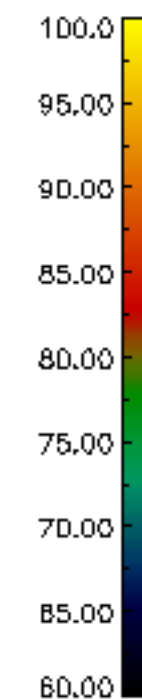
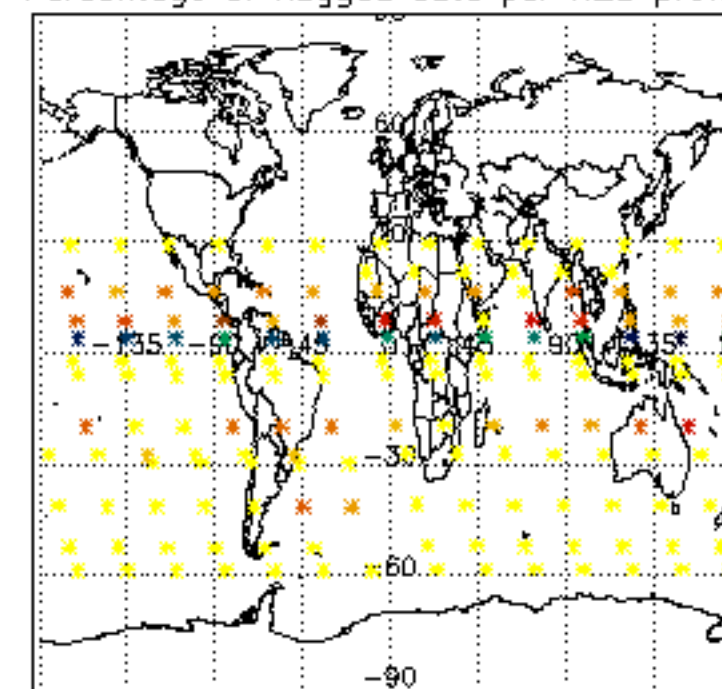
Type	Auxiliary Filename	Used since product	Used since product date
INST_PHYS_CHARACTERISTICS	GOM_INS_AXVIEC20091111_143220_20030716_120000_20500101_000000	1	29-FEB-2008 00:02:50
LEVEL-2_PROC_CONFIG	GOM_PR2_AXVIEC20091111_152718_20020301_000000_20500101_000000	1	29-FEB-2008 00:02:50
CROSS_SECTIONS_FILE	GOM_CRS_AXVIEC20091111_154832_20020301_000000_20500101_000000	1	29-FEB-2008 00:02:50



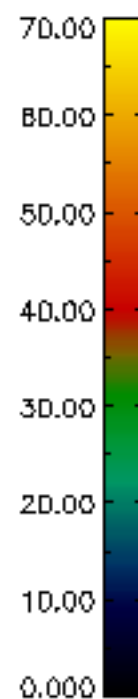
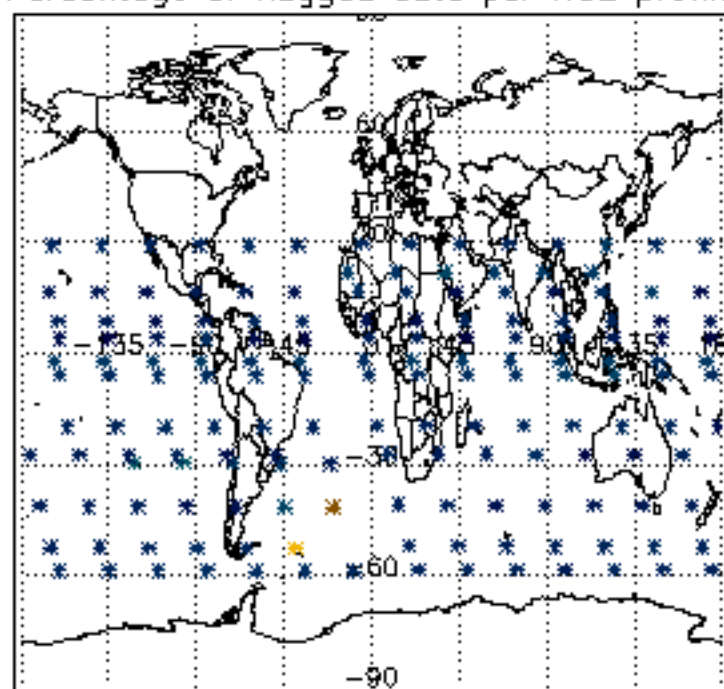
Percentage of flagged data per D3 profile



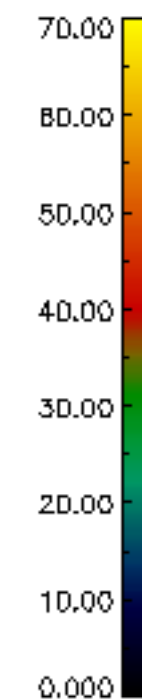
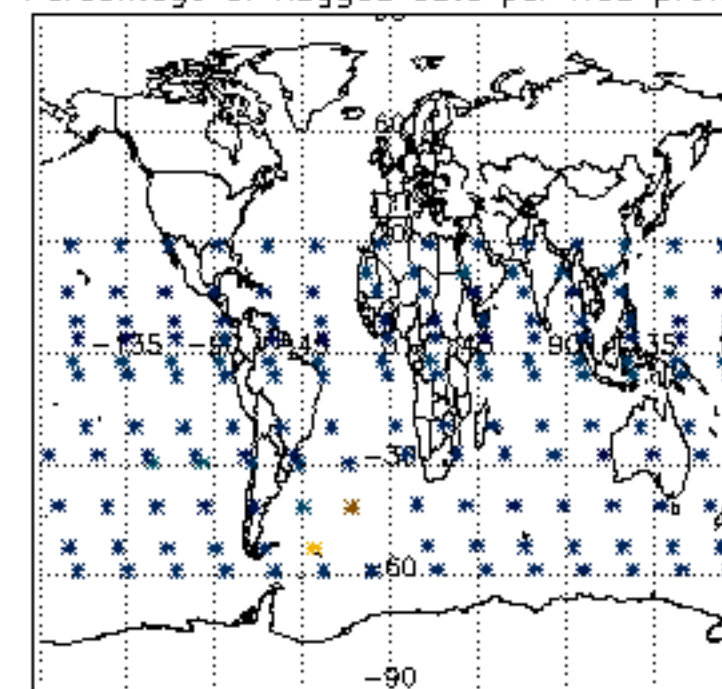
Percentage of flagged data per H2O profile

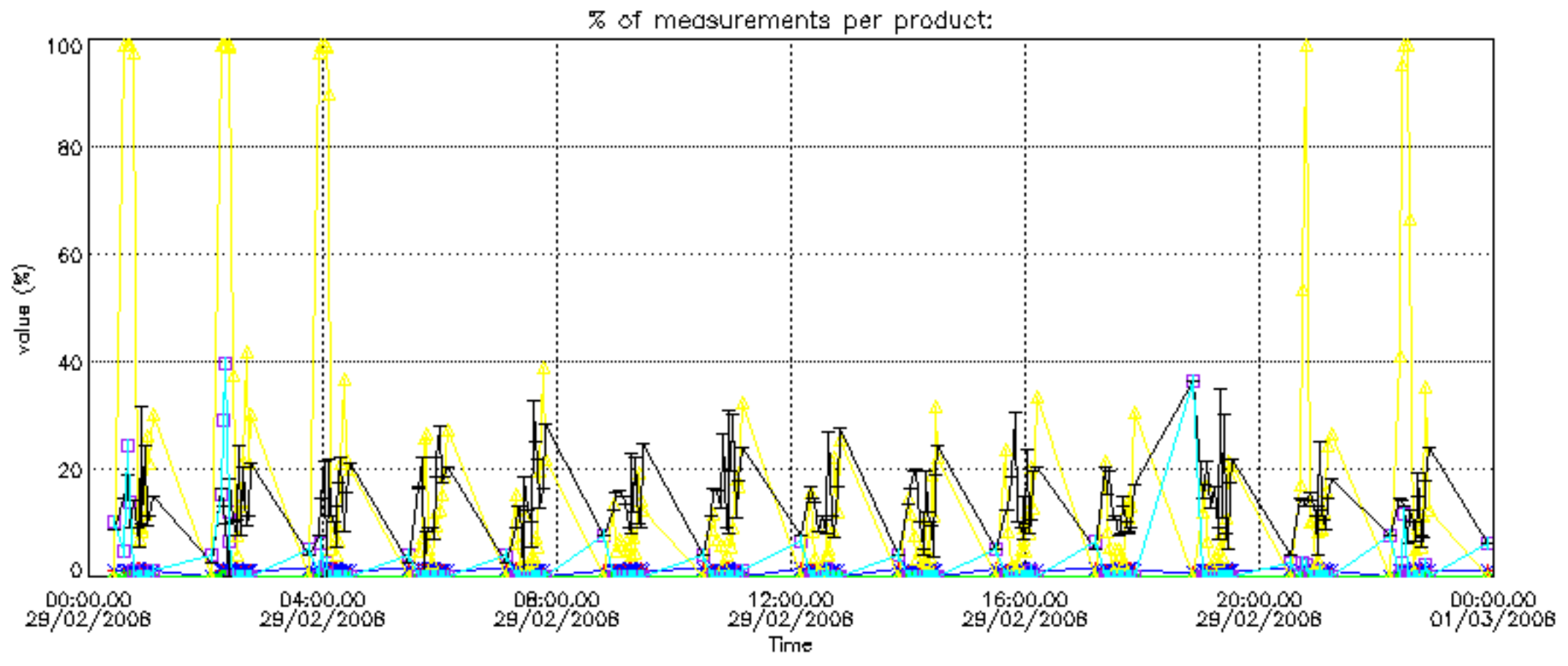


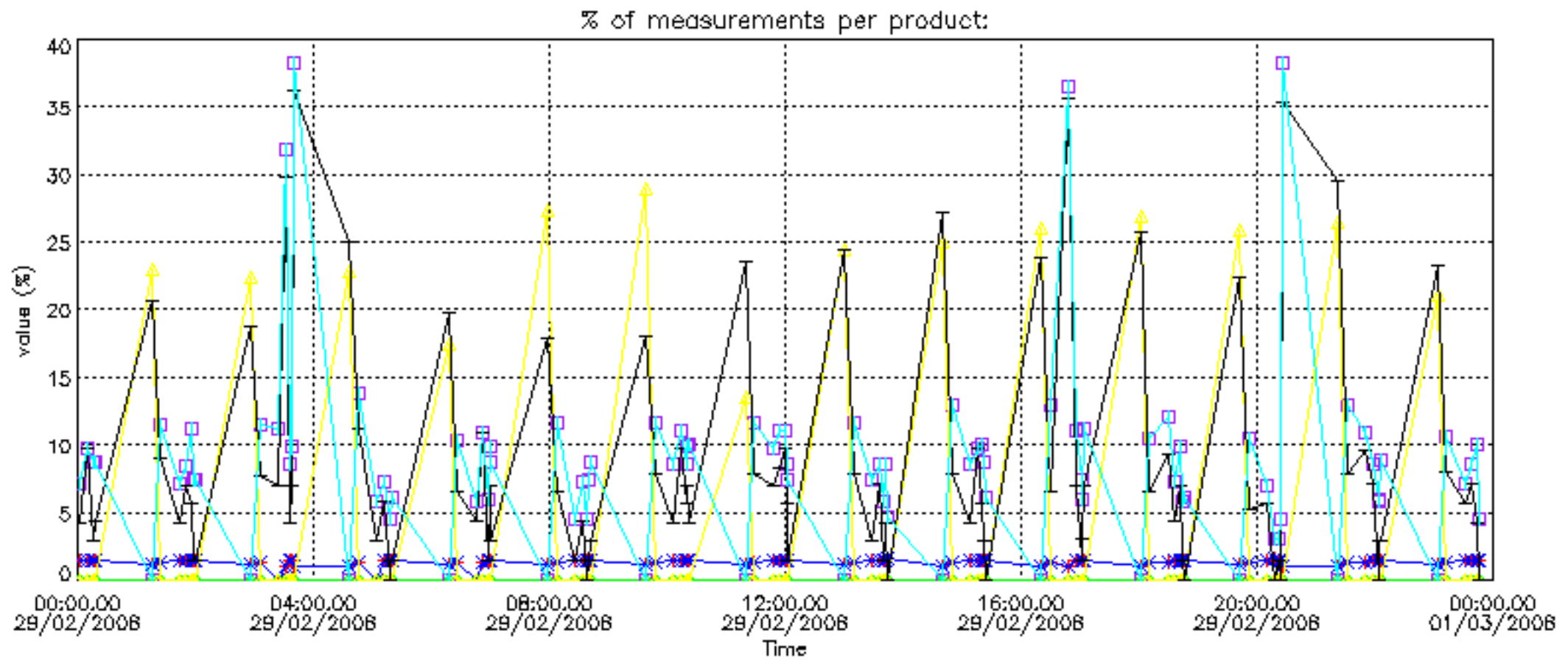
Percentage of flagged data per NO2 profile



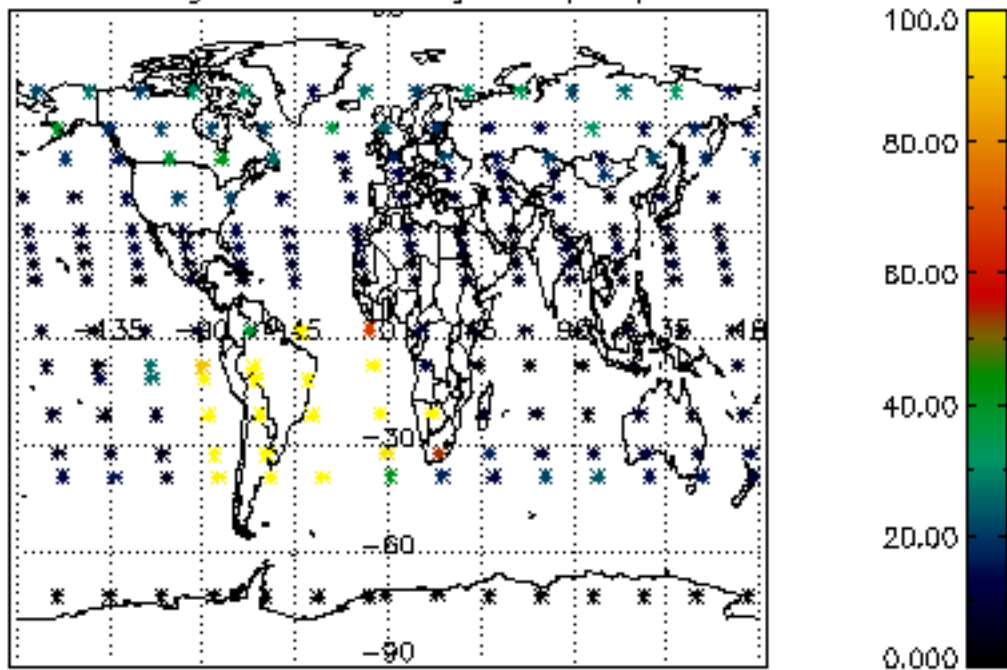
Percentage of flagged data per NO3 profile



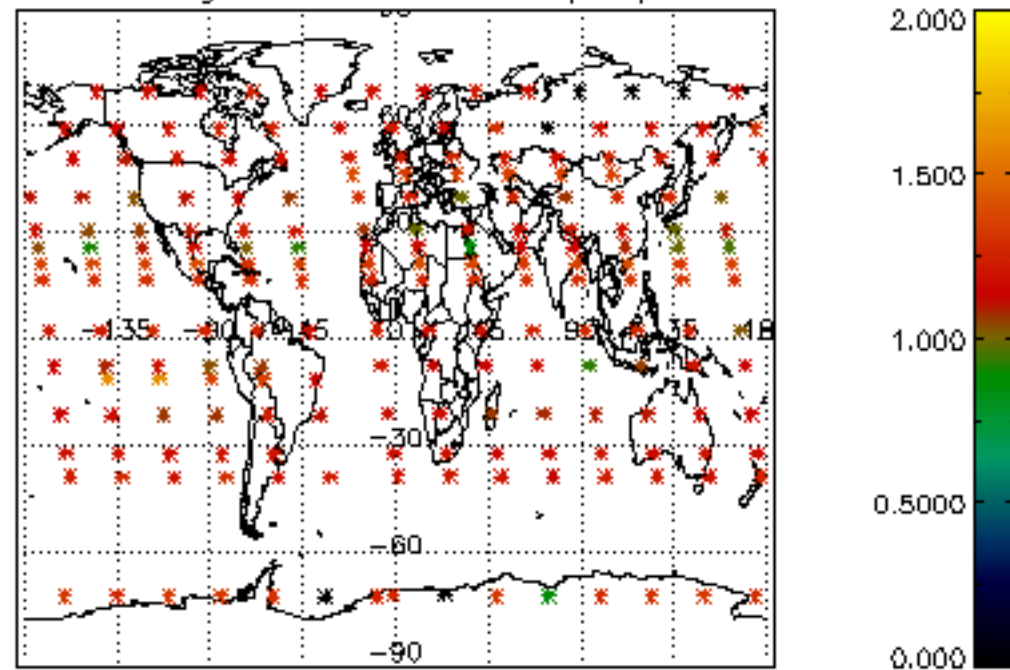




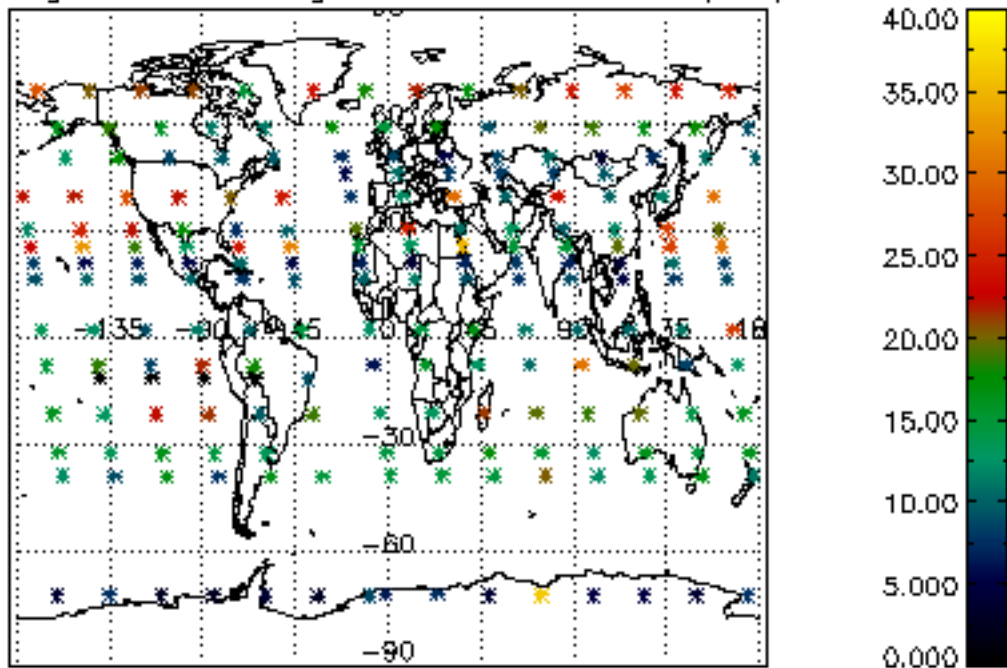
Percentage of cosmic ray hits per profile



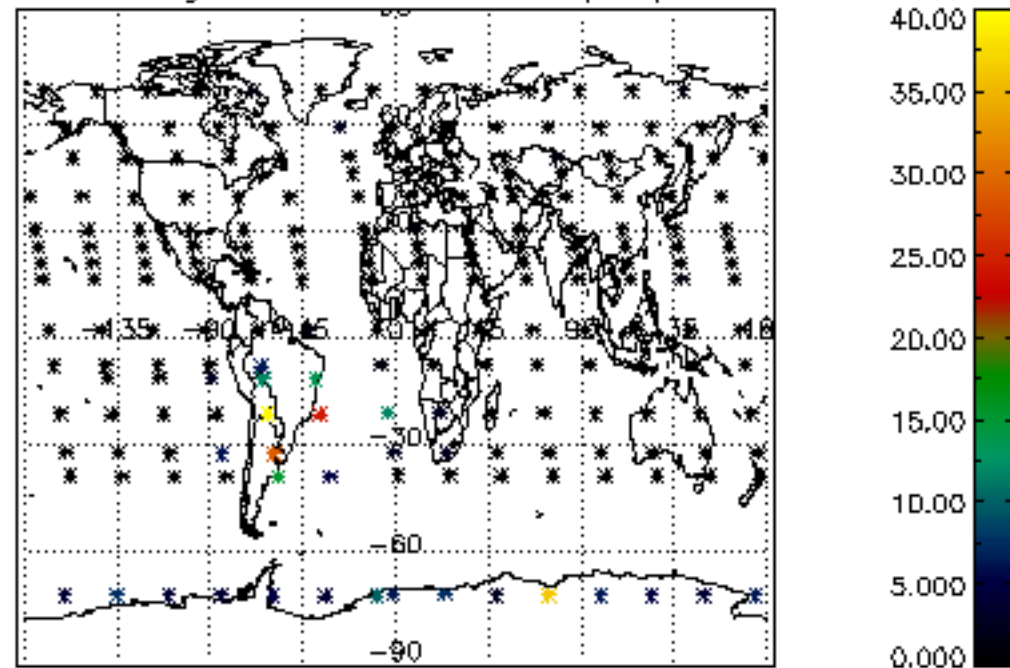
Percentage of datation errors per profile



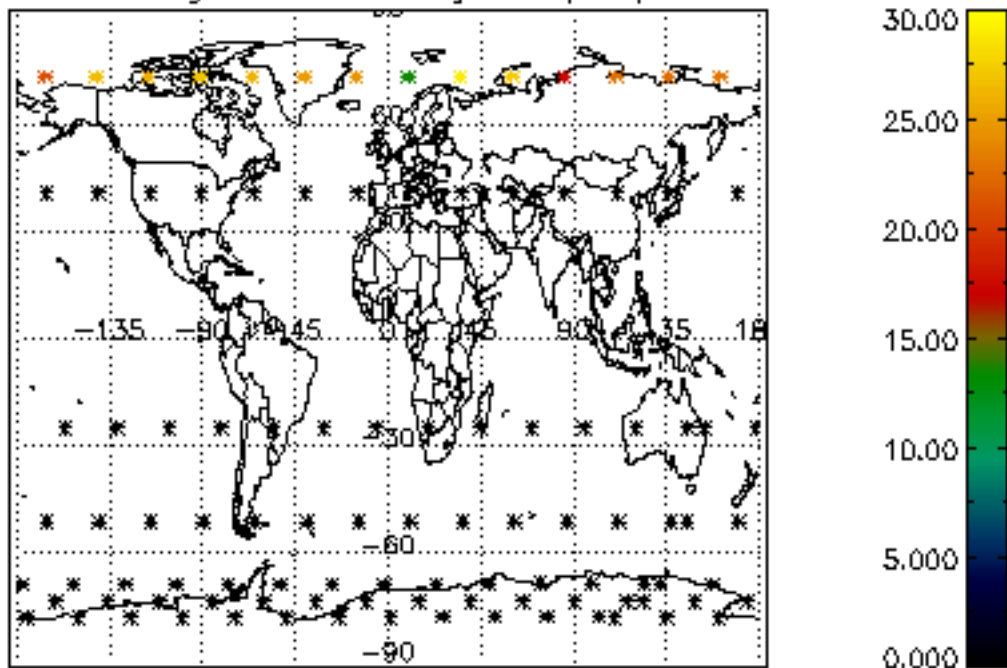
Percentage of star falling outside central band per profile



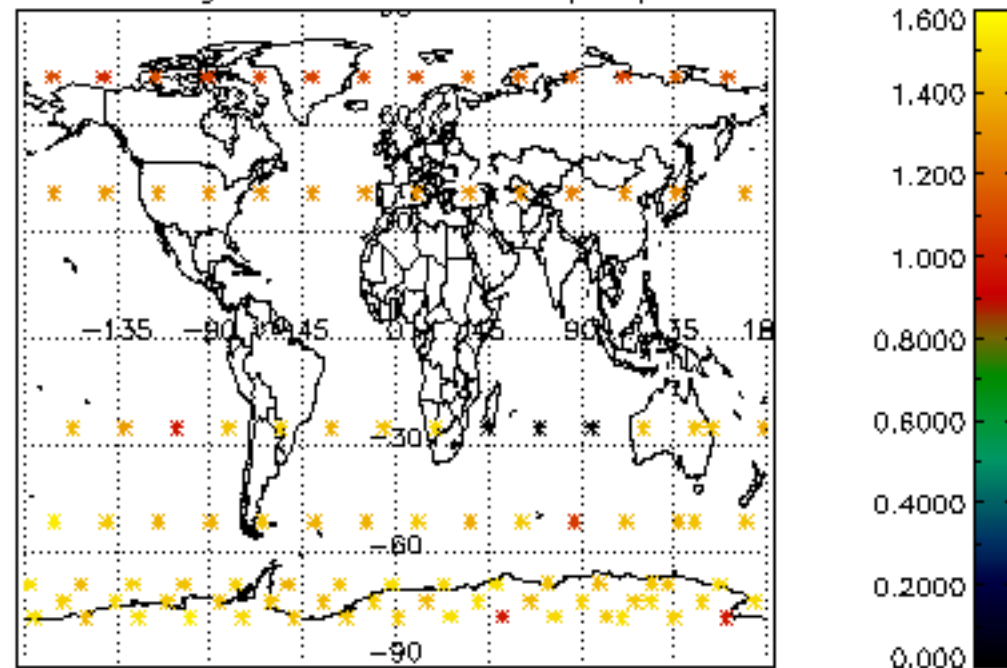
Percentage of saturation errors per profile



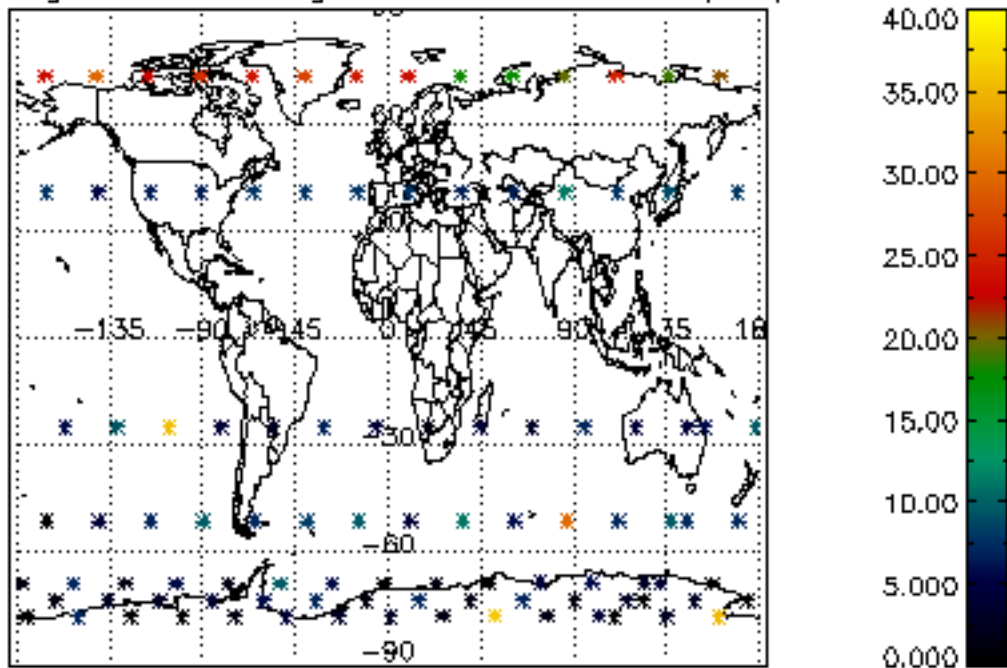
Percentage of cosmic ray hits per profile



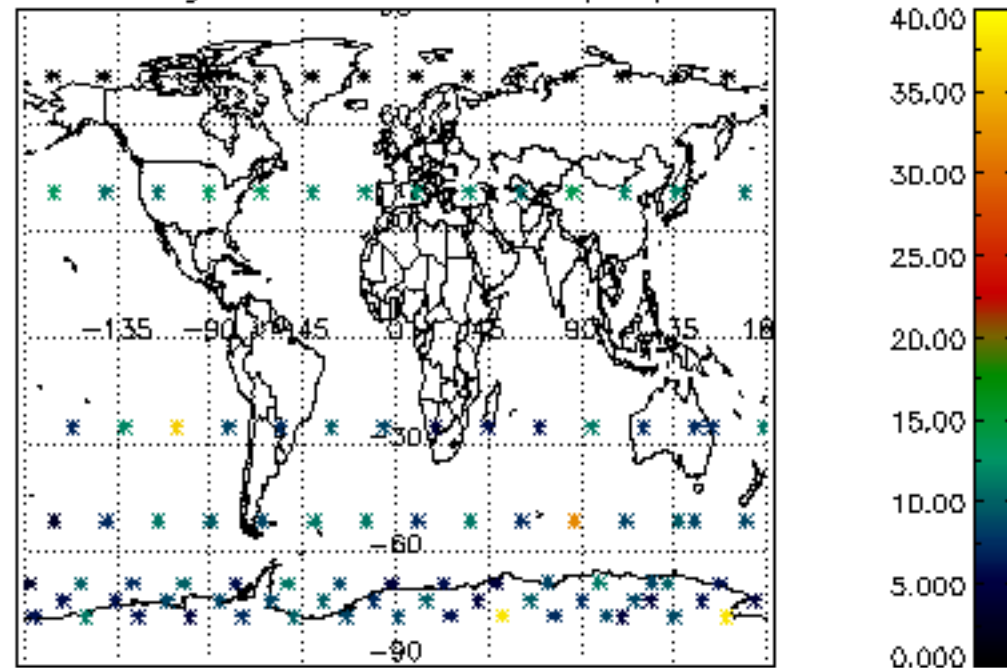
Percentage of datation errors per profile

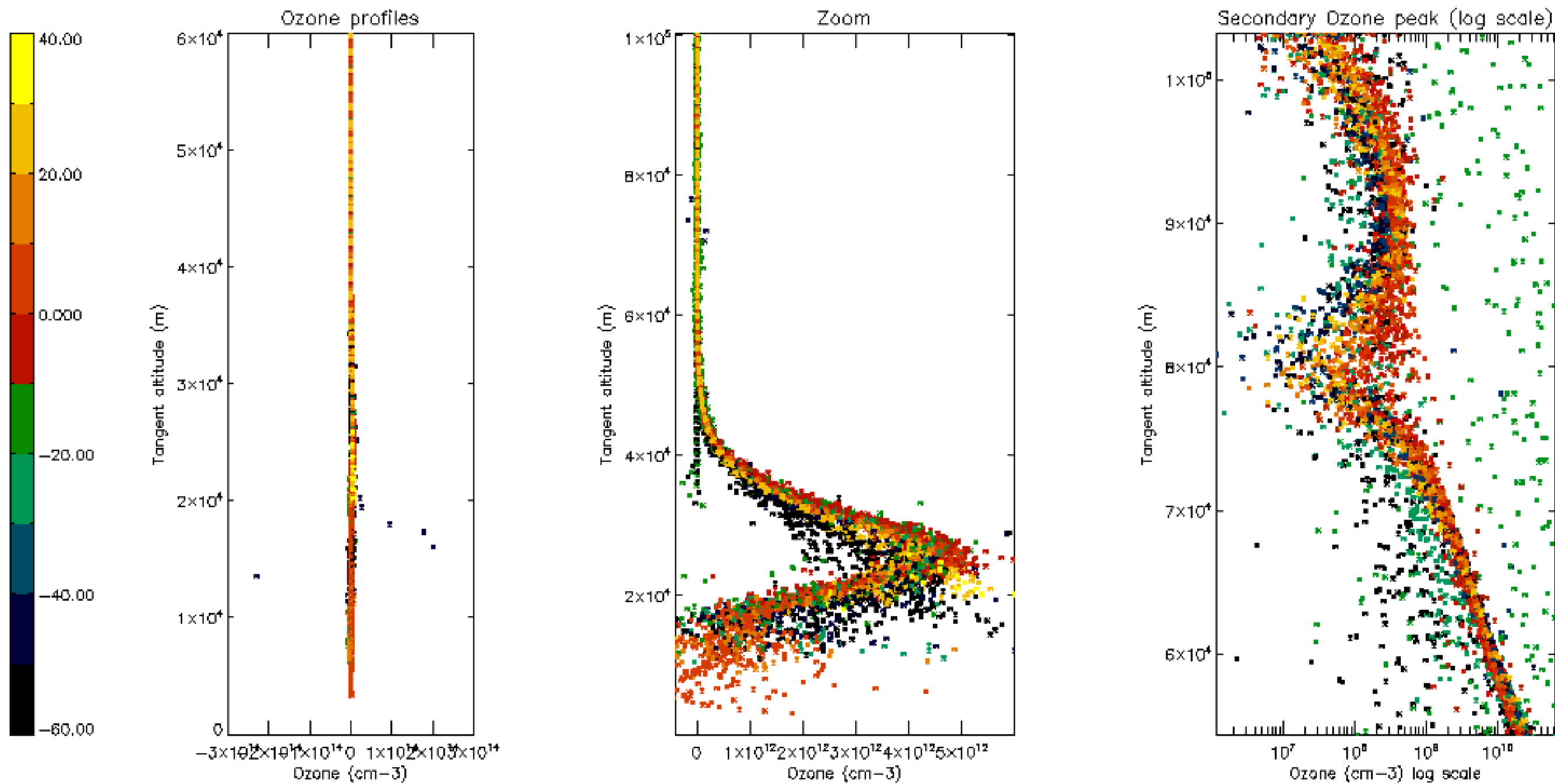


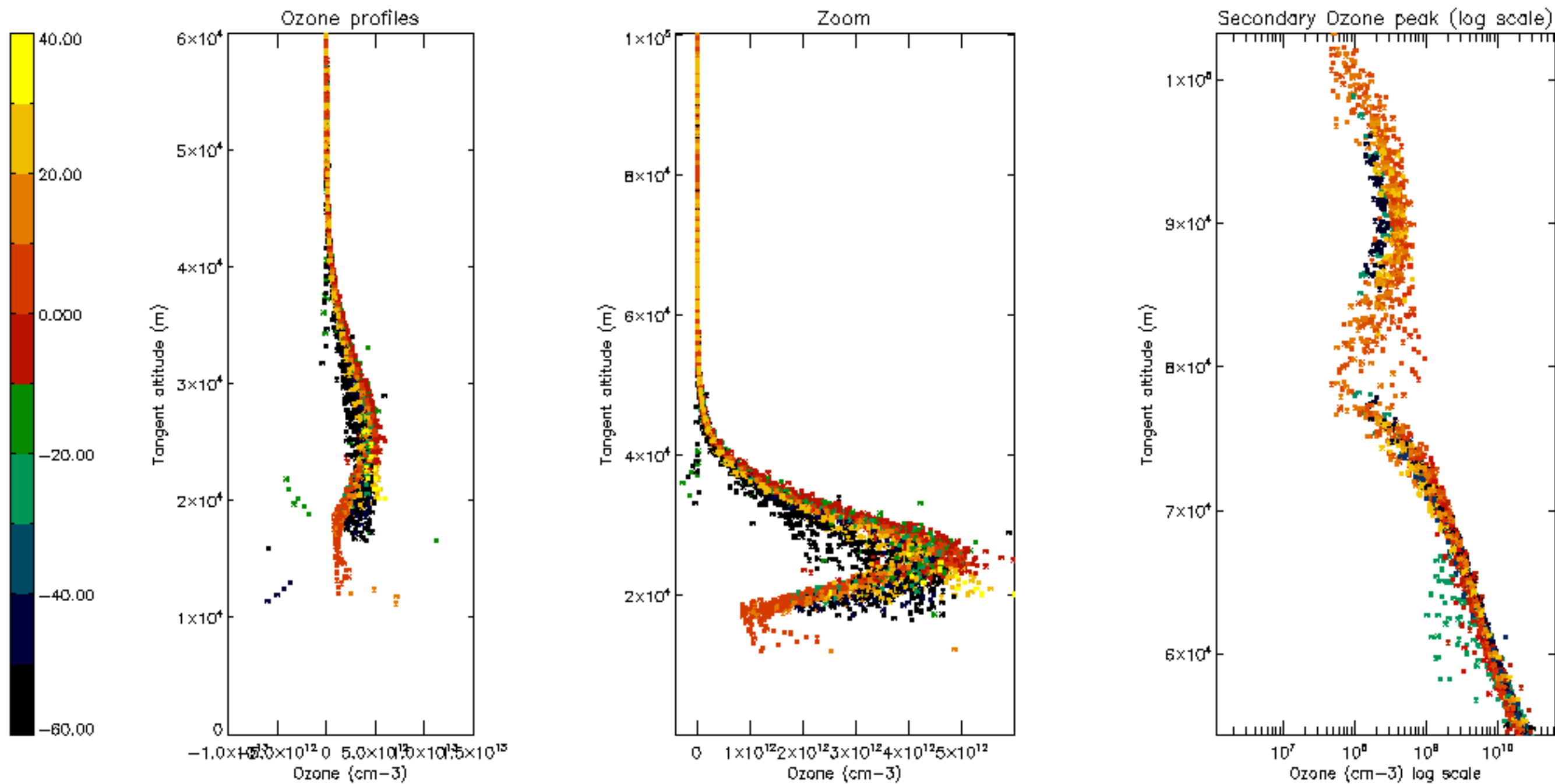
Percentage of star falling outside central band per profile

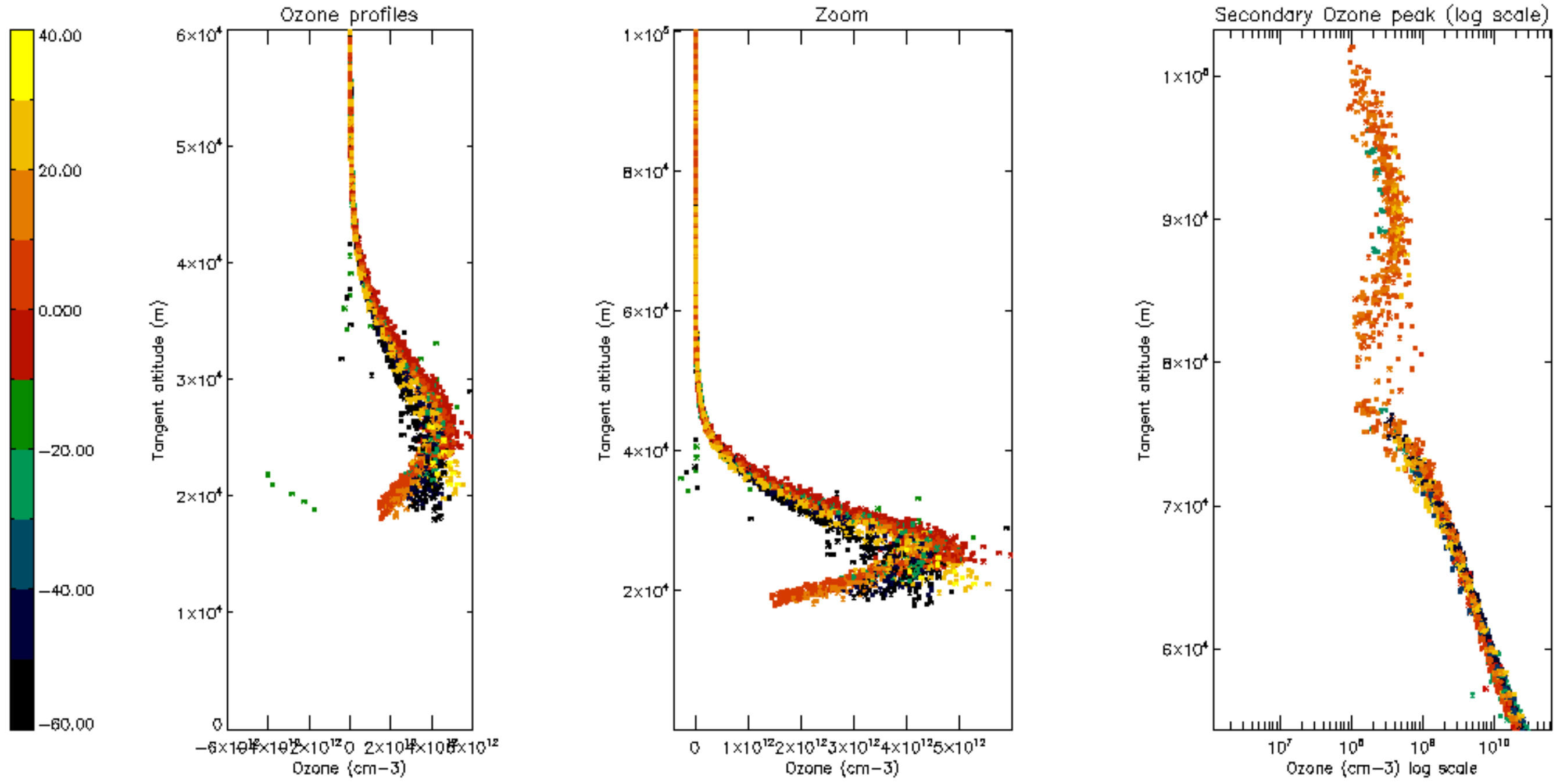


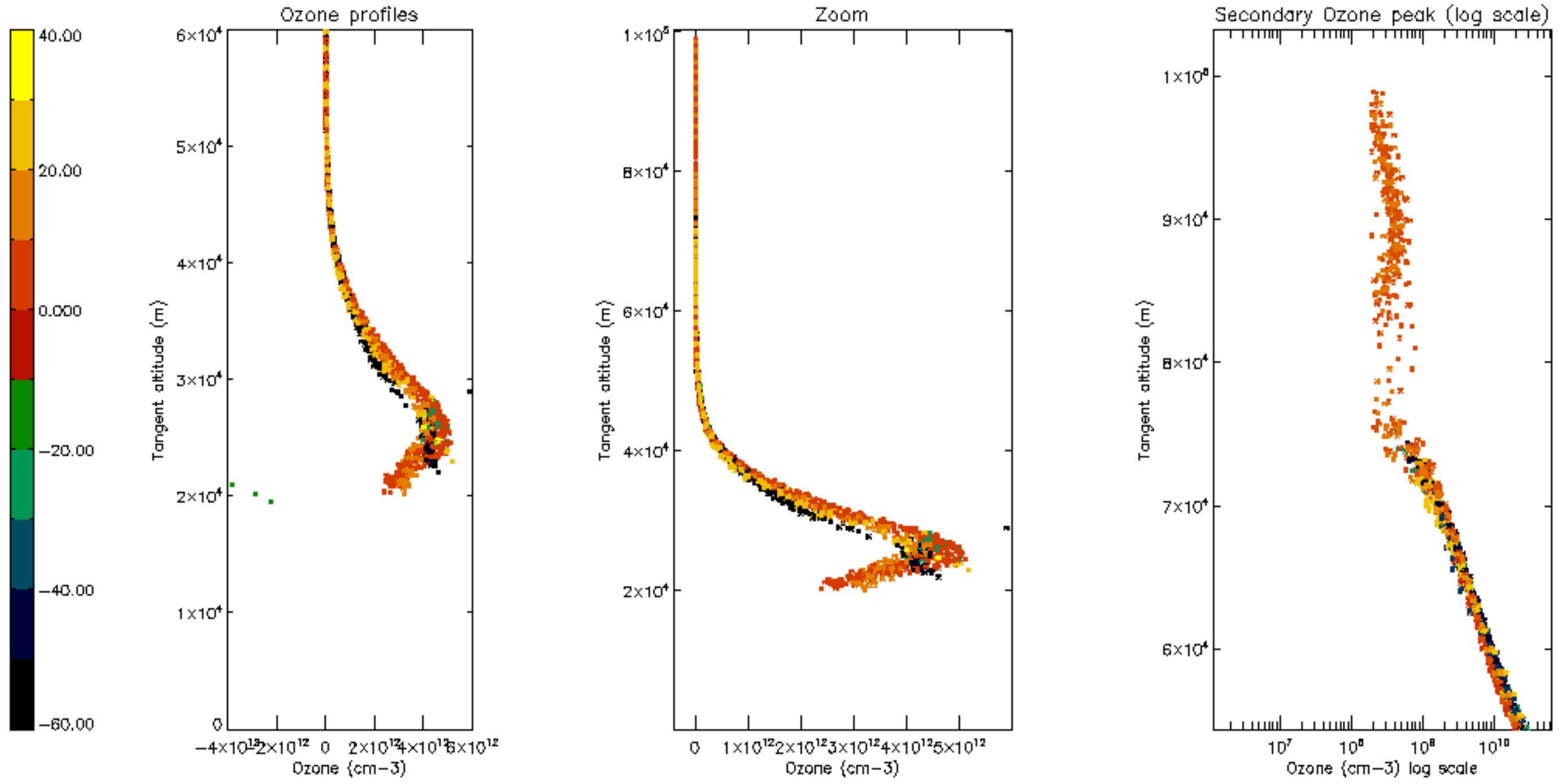
Percentage of saturation errors per profile

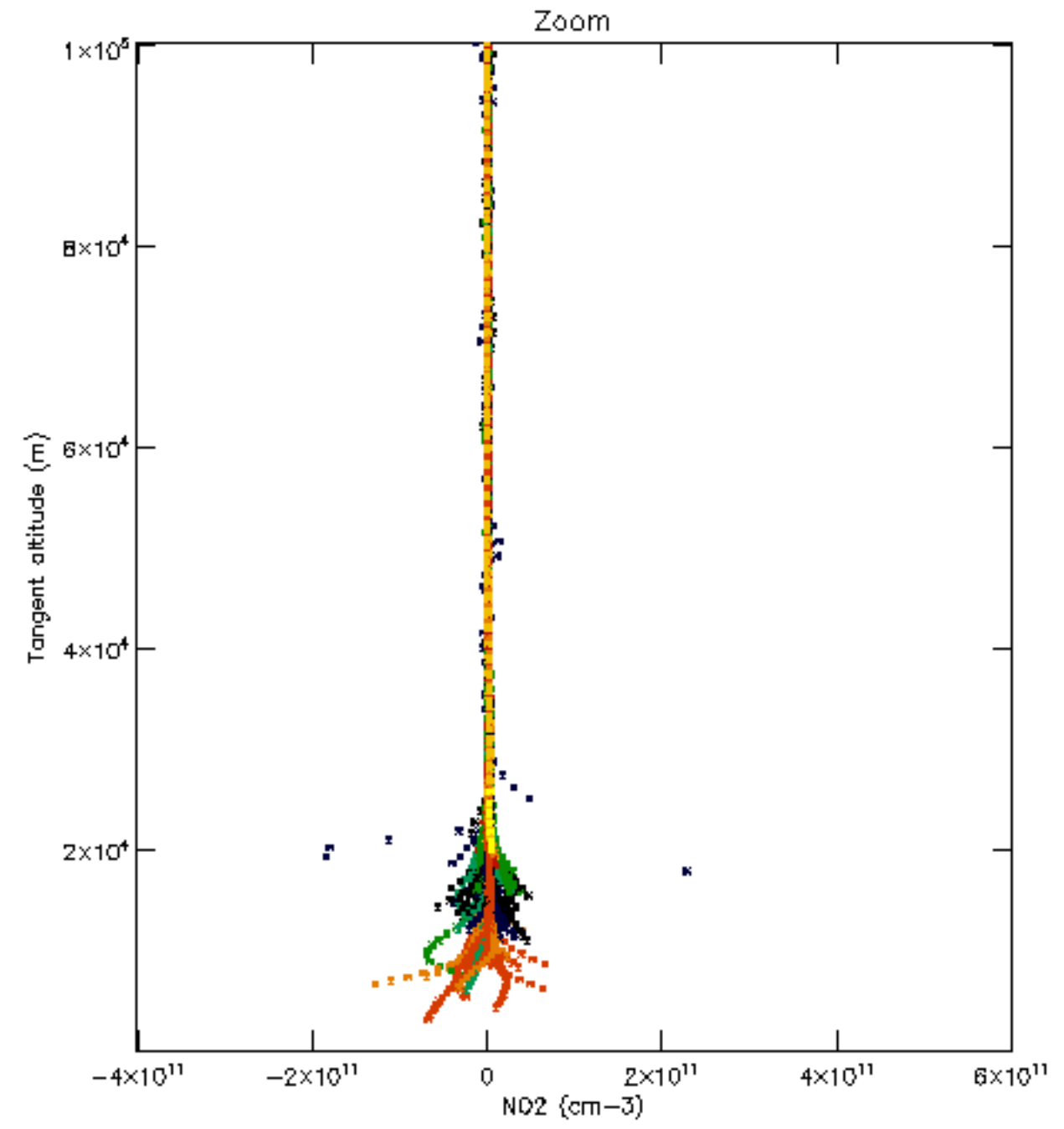
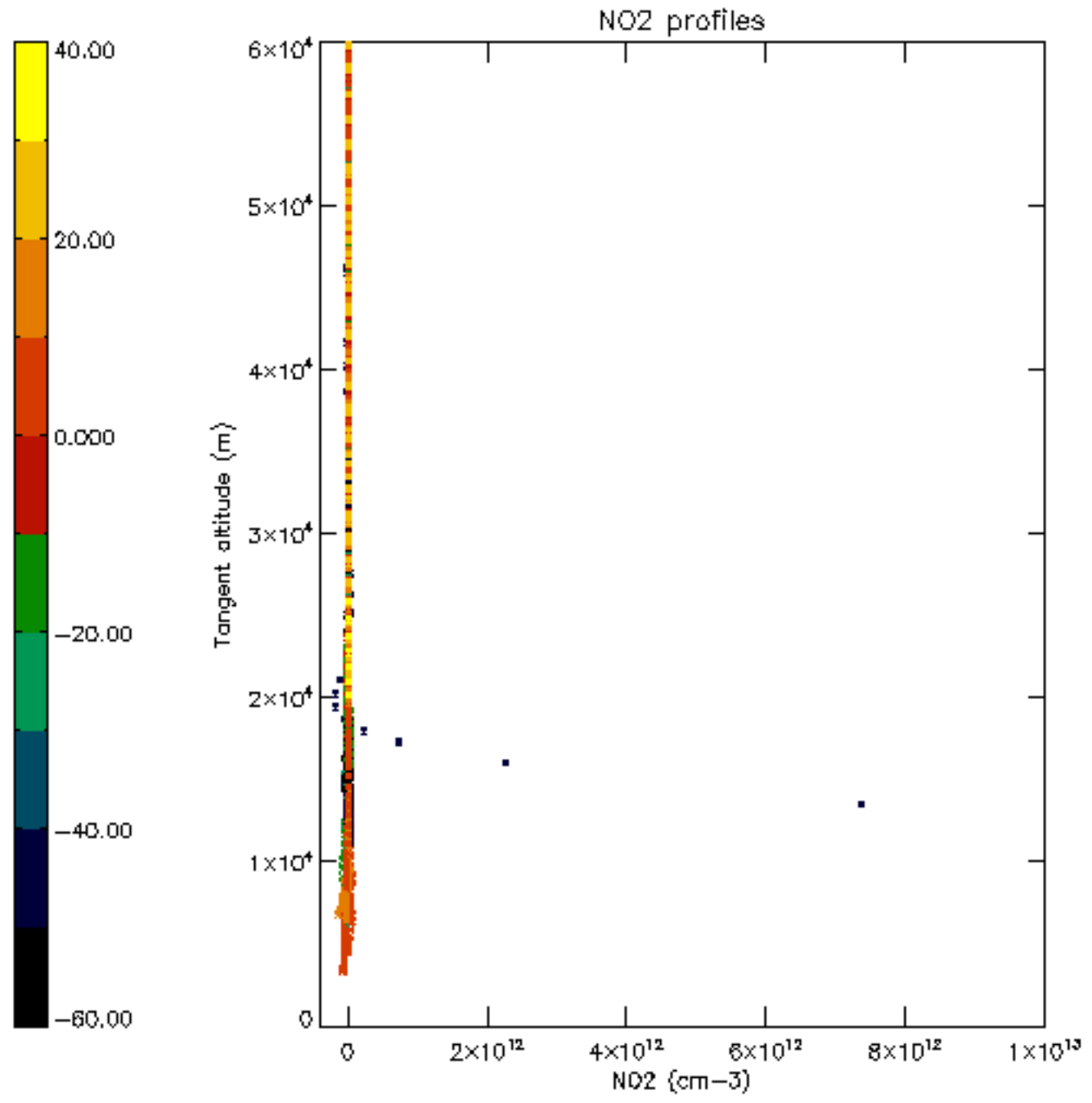


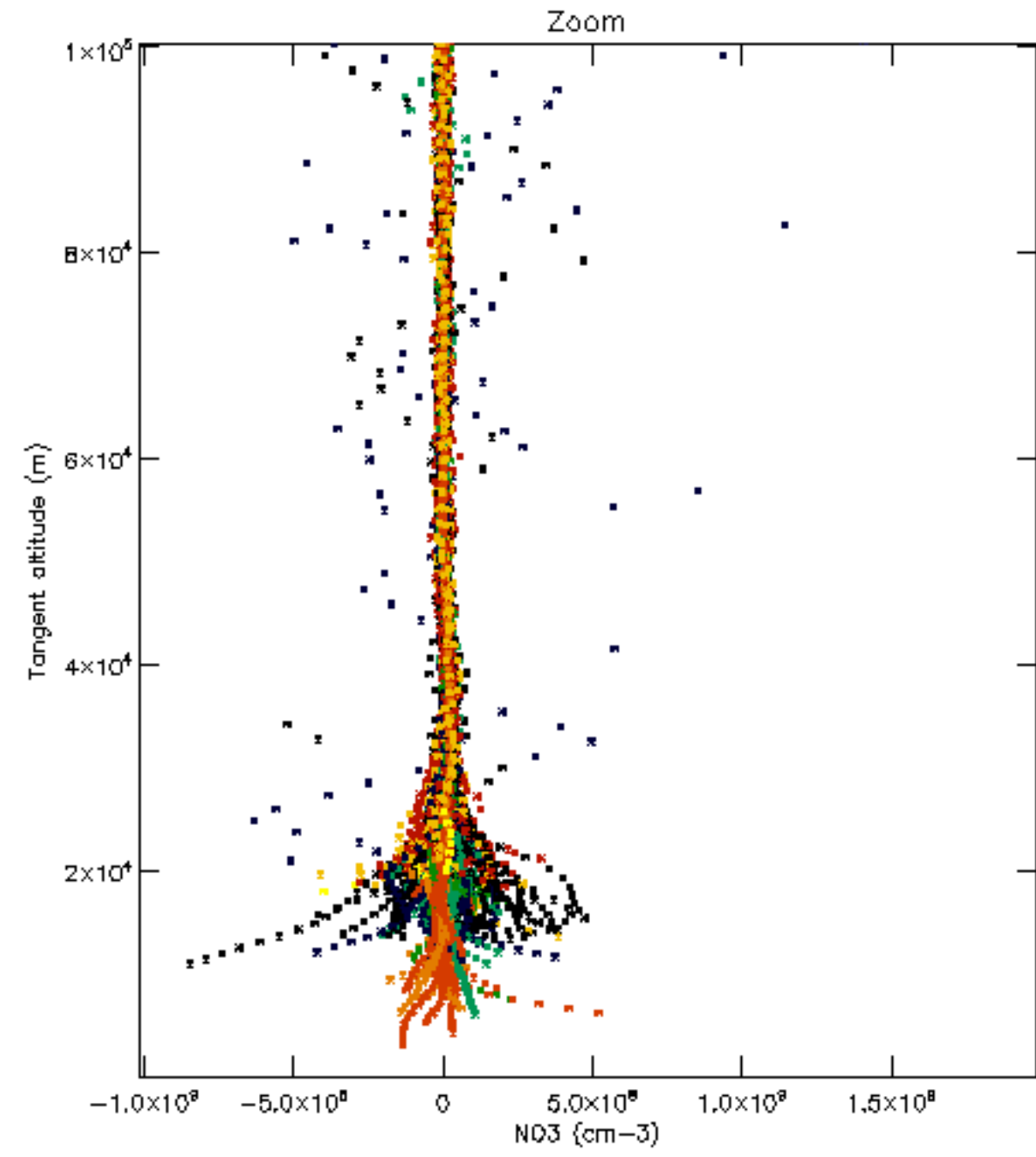
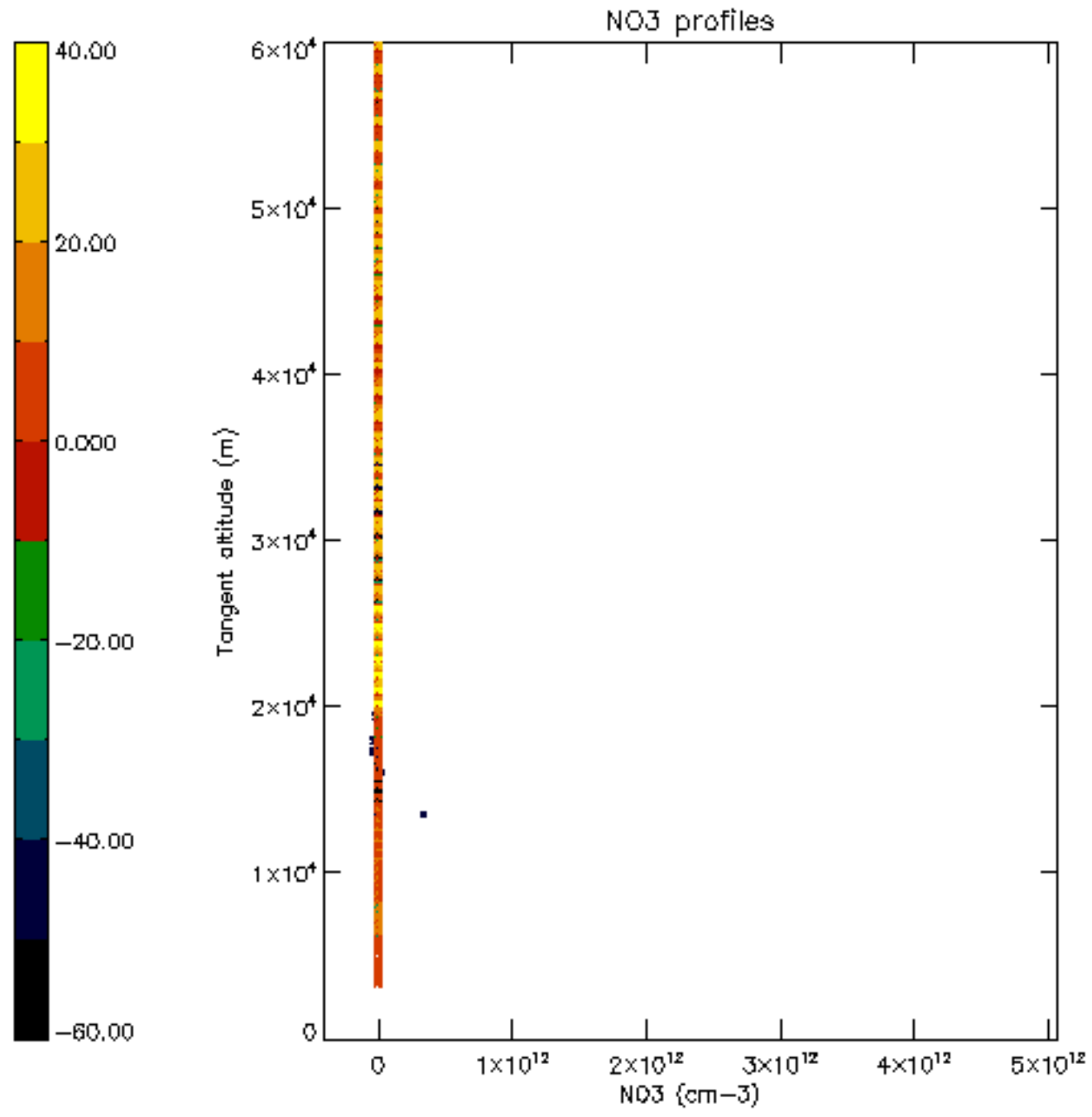


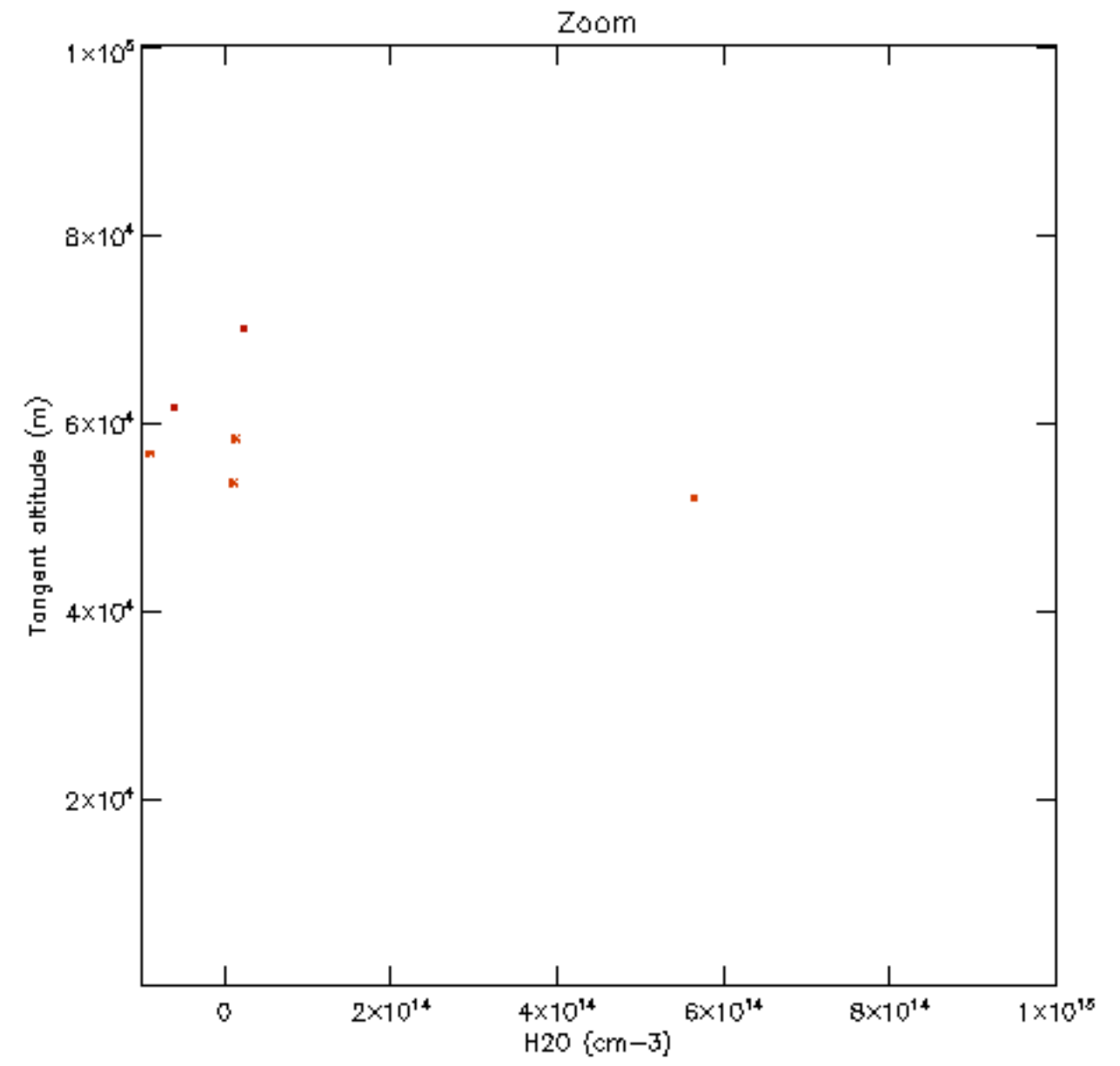
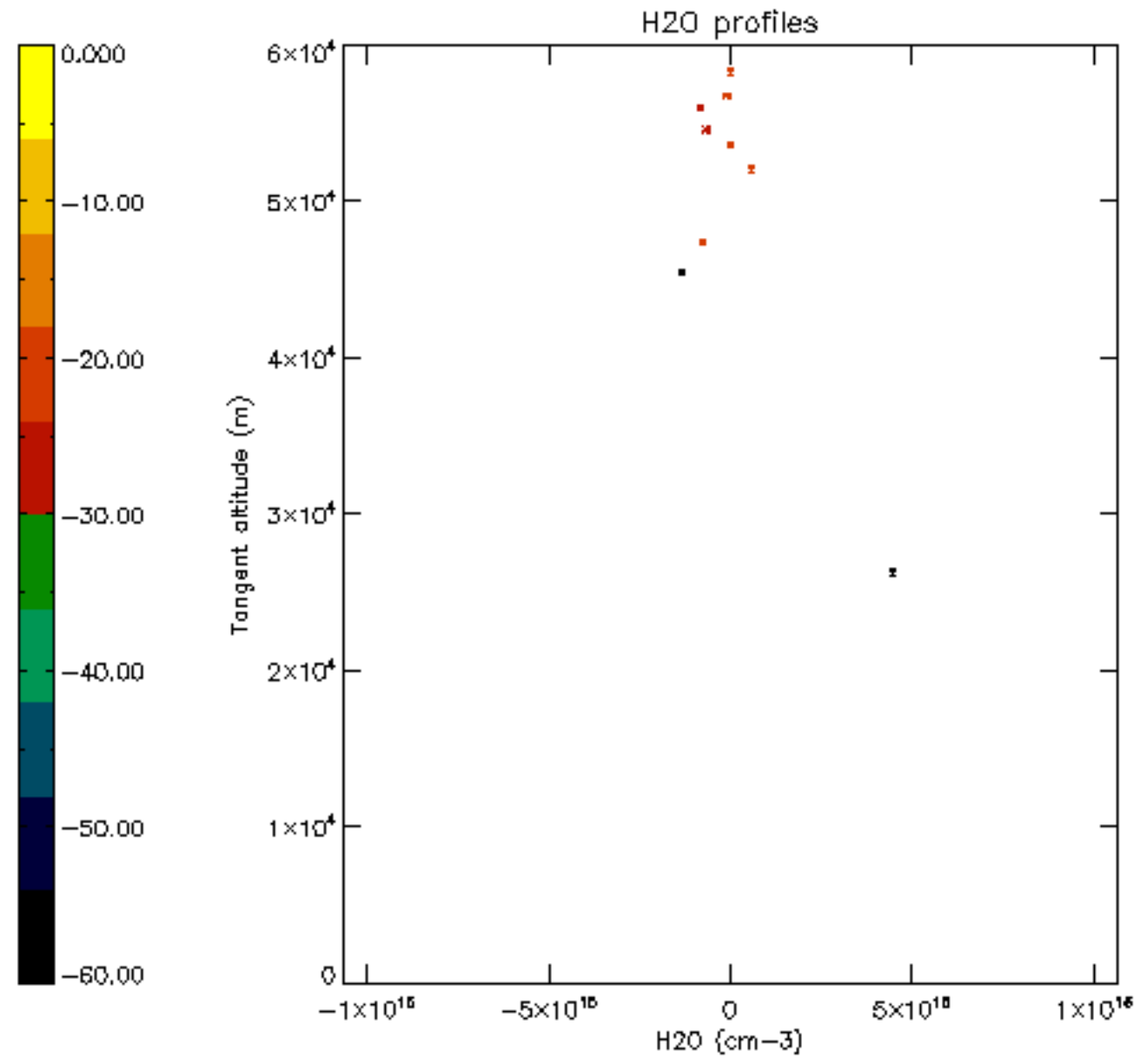


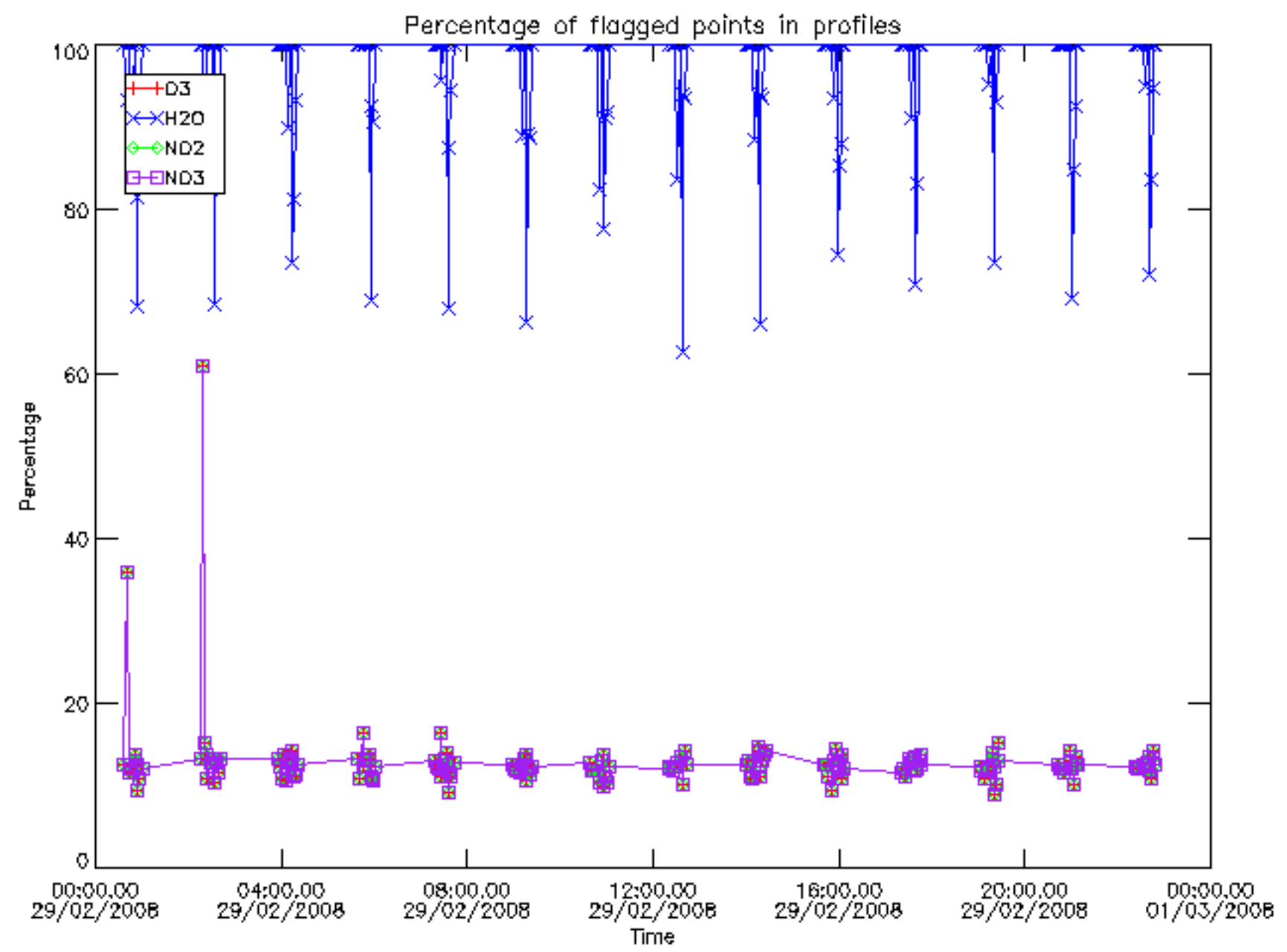




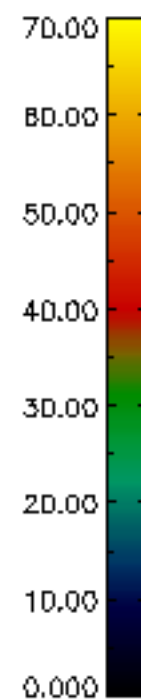
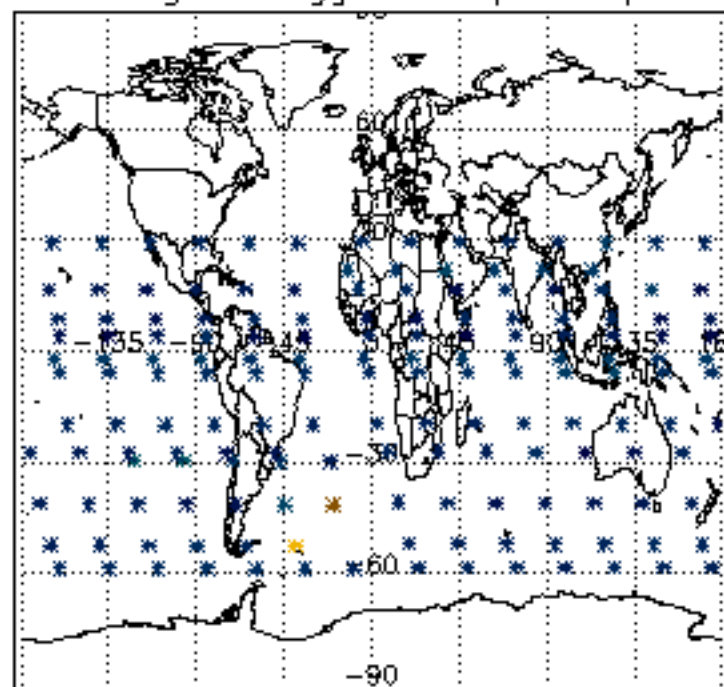




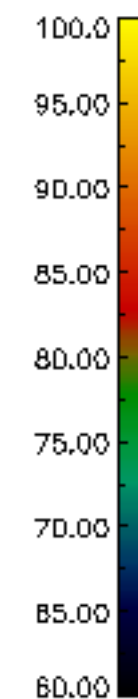
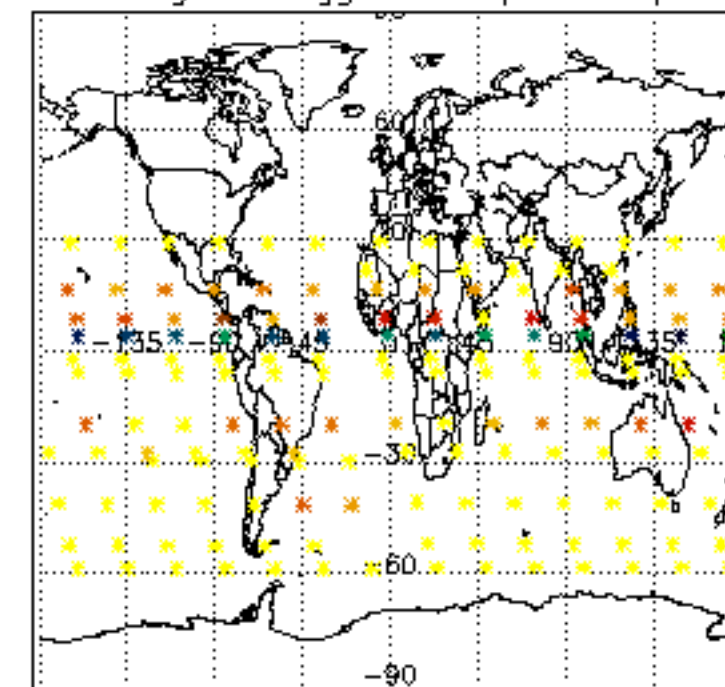




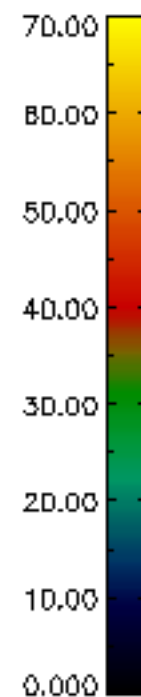
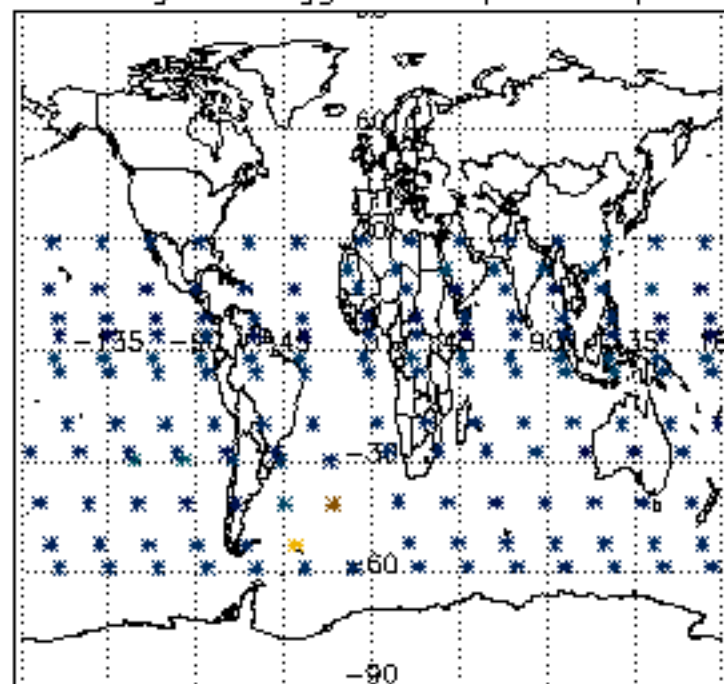
Percentage of flagged data per D3 profile



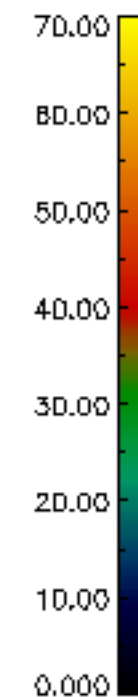
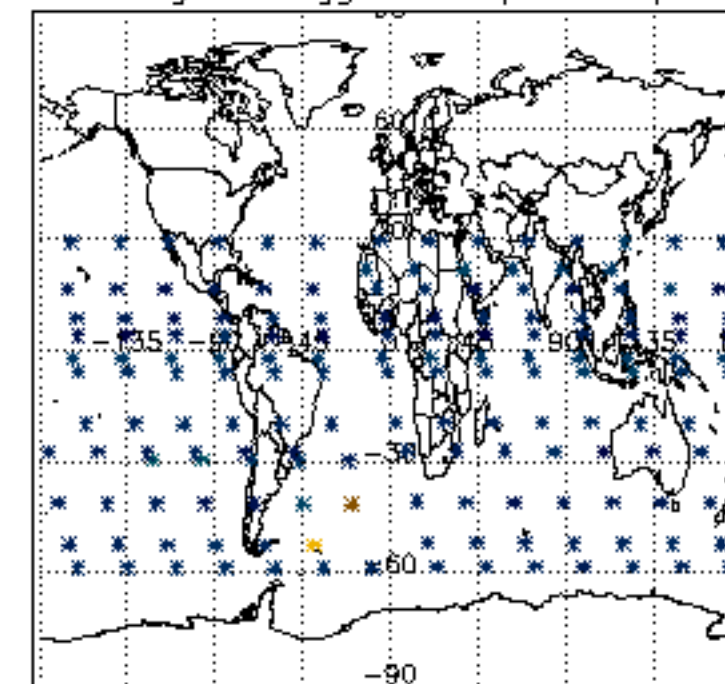
Percentage of flagged data per H2O profile

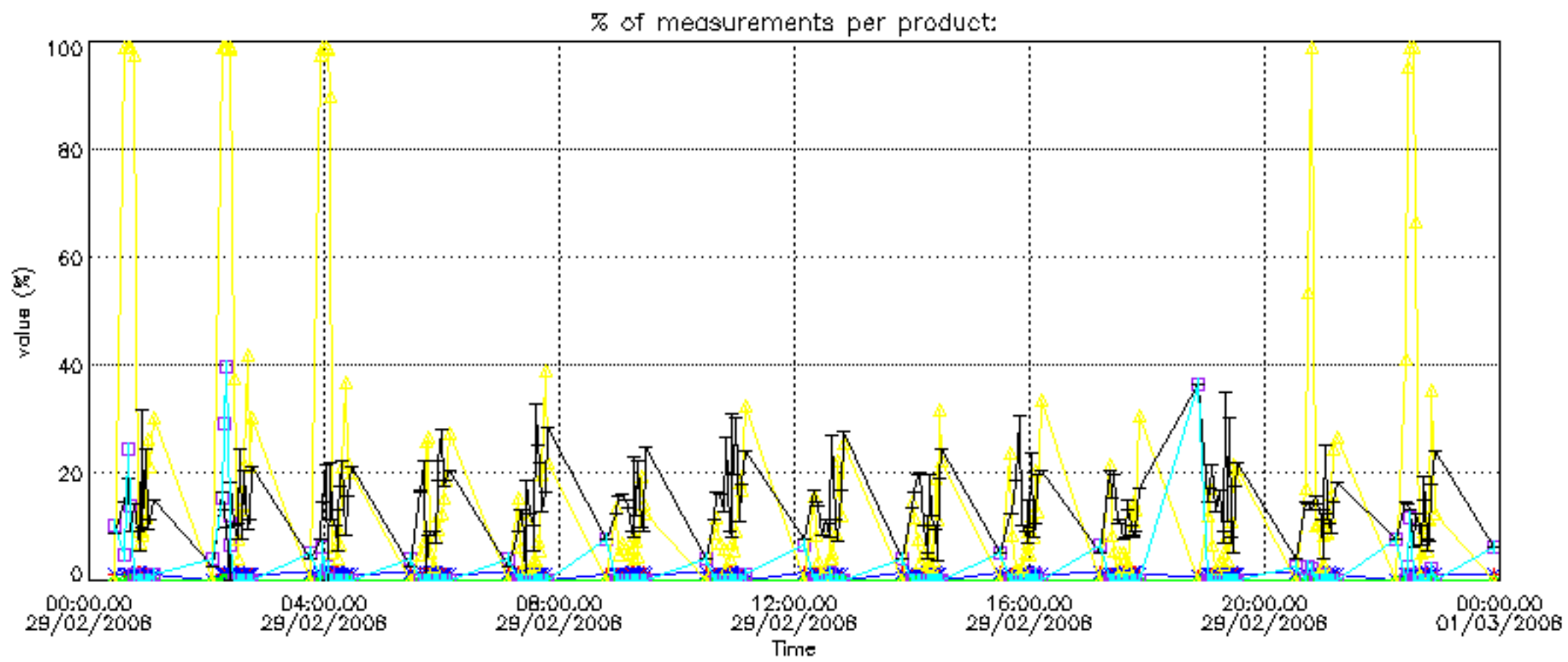


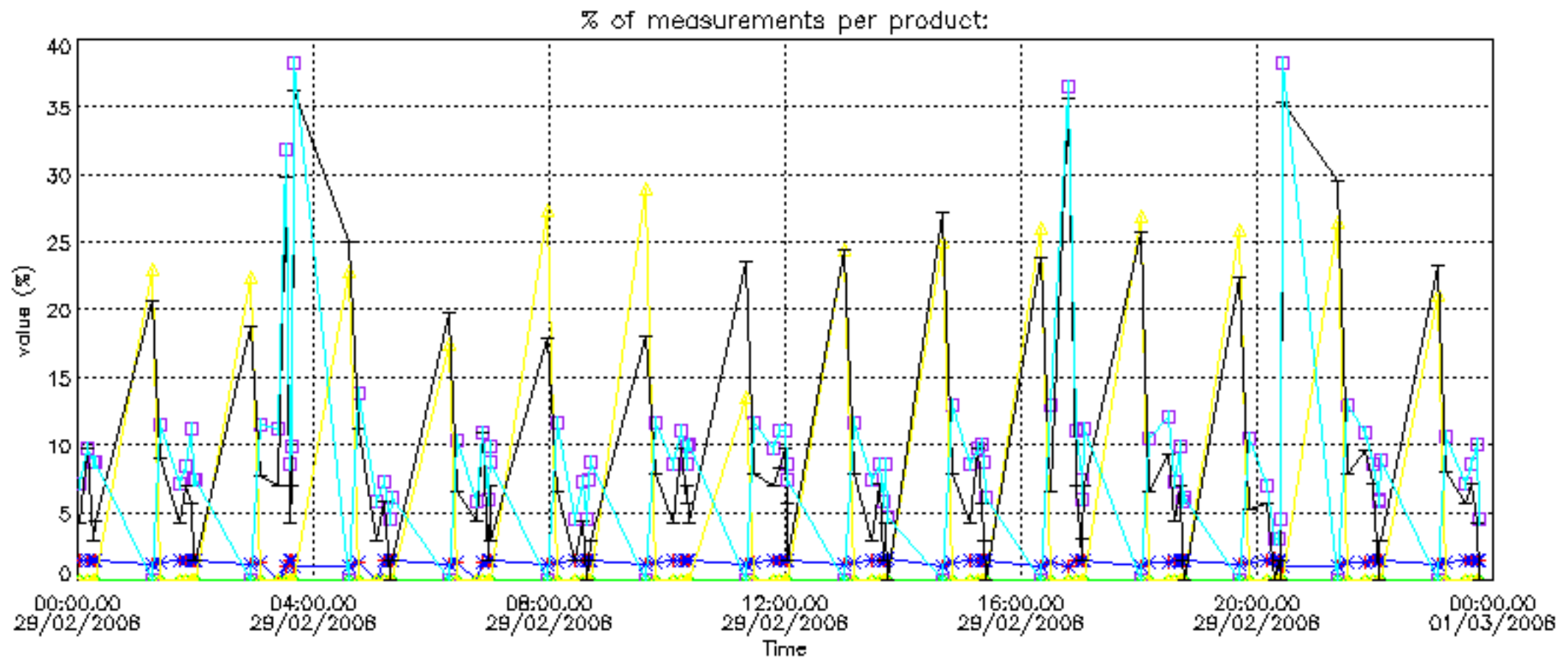
Percentage of flagged data per NO2 profile



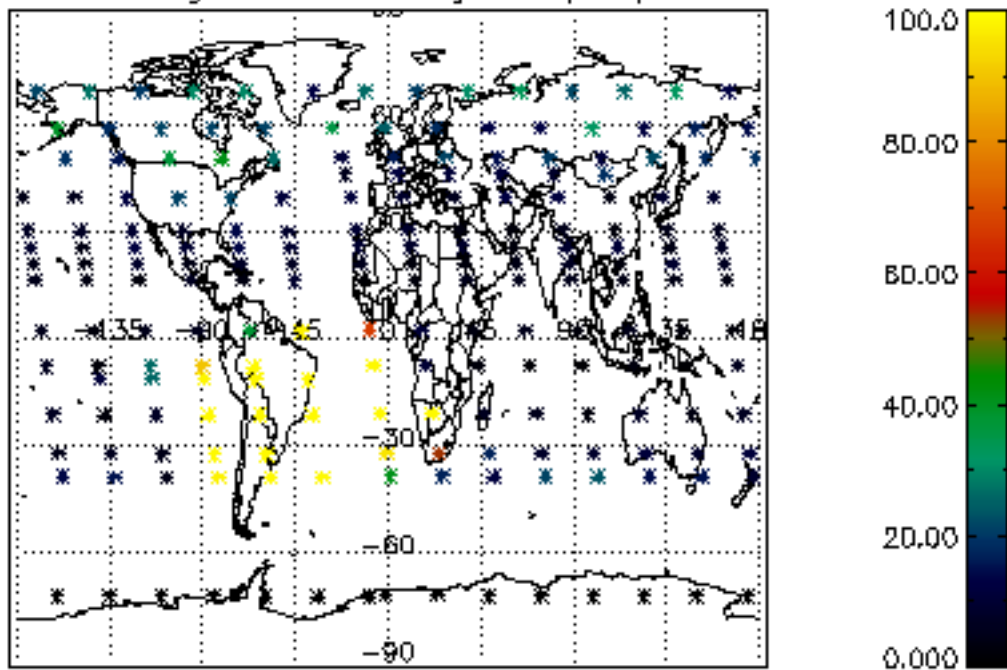
Percentage of flagged data per NO3 profile



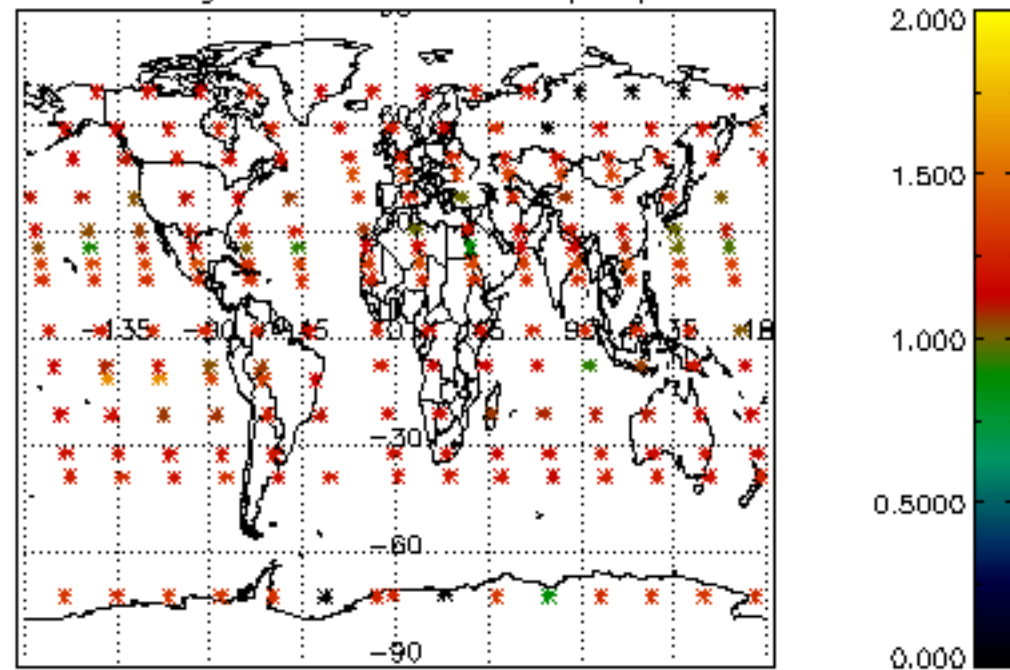




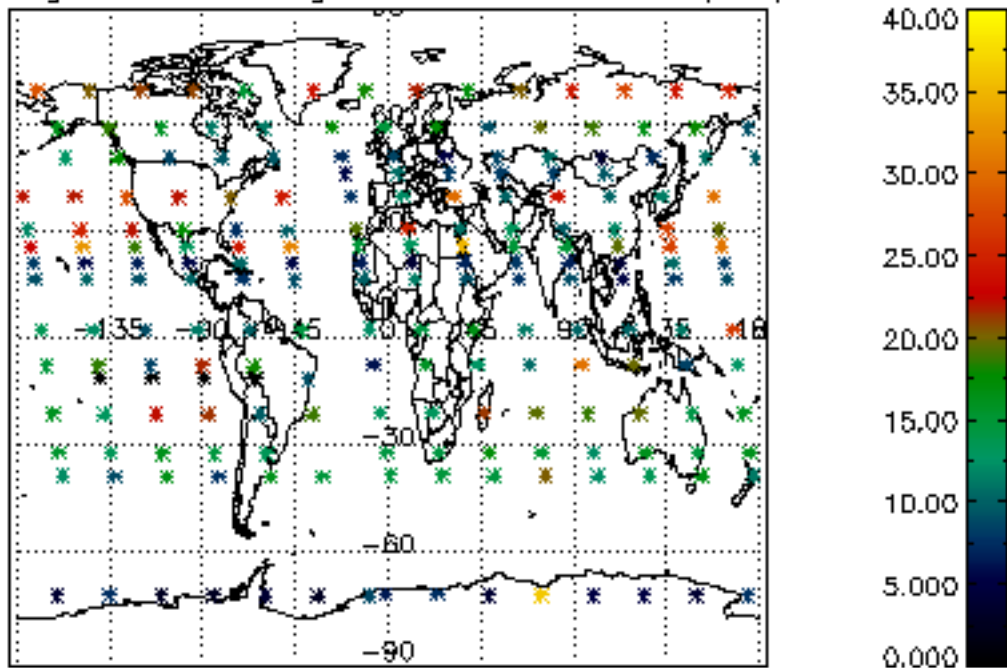
Percentage of cosmic ray hits per profile



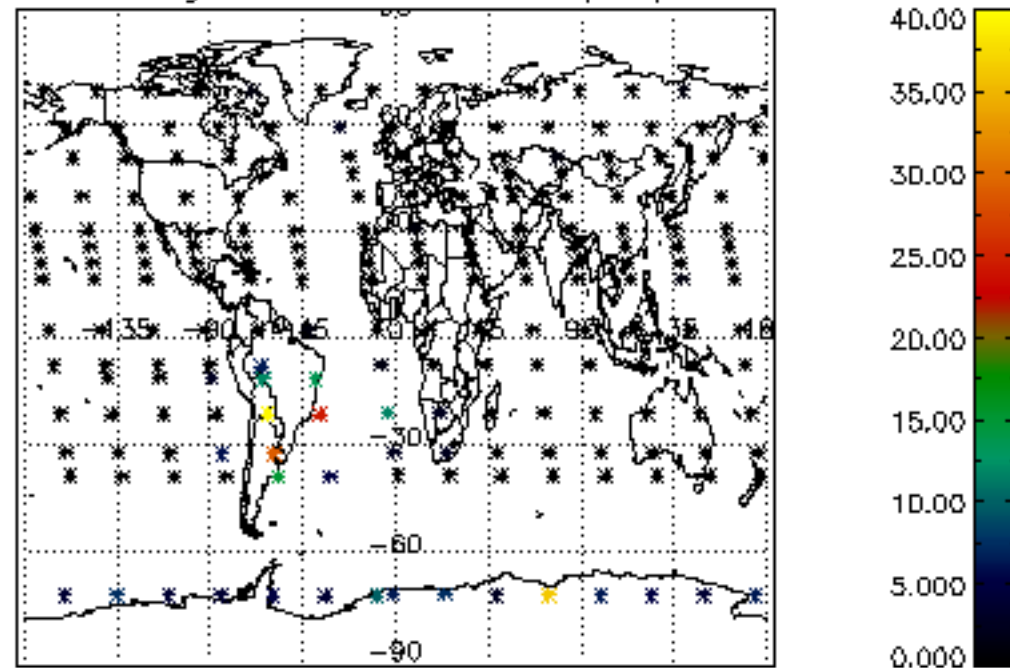
Percentage of datation errors per profile



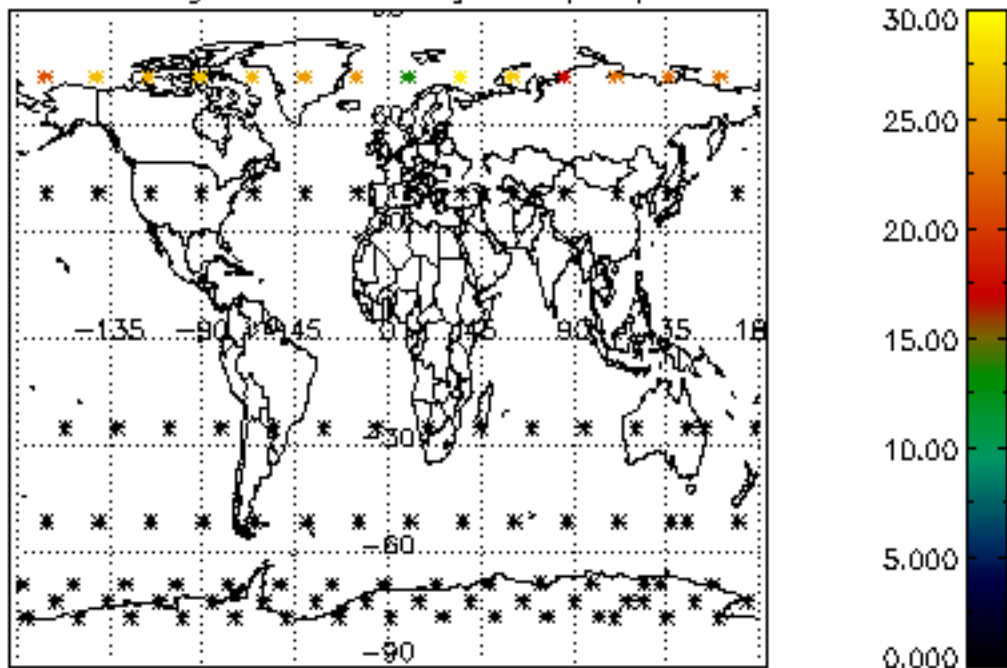
Percentage of star falling outside central band per profile



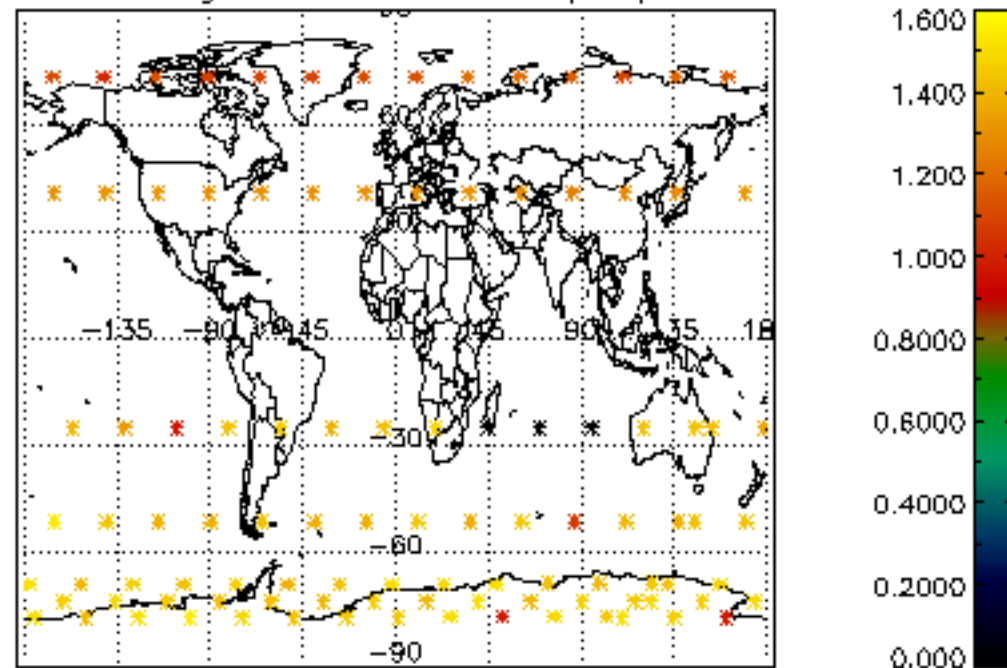
Percentage of saturation errors per profile



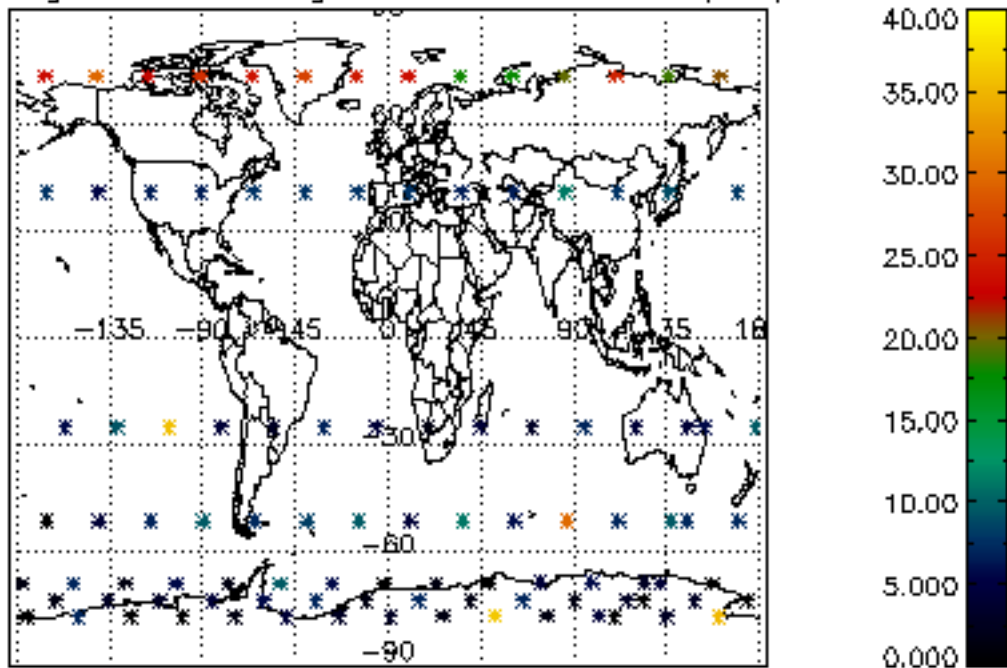
Percentage of cosmic ray hits per profile



Percentage of datation errors per profile



Percentage of star falling outside central band per profile



Percentage of saturation errors per profile

